DEPARTMENT OF THE AIR FORCE
377TH AIR BASE WING (AFGSC)

ENTERED

CERTIFIED RETURN-RECEIPT REQUESTED

JUL 2 5 2016

Colonel Eric H. Froehlich
377 ABW/CC
2000 Wyoming Blvd SE
Kirtland AFB NM 87117-5000

RECEIVED

JUL 2 9

Mr. John Kieling
Chief, Hazardous Waste Bureau
New Mexico Environment Department
2905 Rodeo Park Drive East, Building 1
Santa Fe, New Mexico 87505-6303

NMED
Hazardous Waste Bureau

SUBMITTAL OF MONITORING REPORT FOR THE OPEN DETONATION UNIT - KIRTLAND AFB, NM
EPA ID# NM9570024423

Dear Mr. Kieling

Kirtland Air Force Base is pleased to submit the Monitoring Report for the Open Detonation Unit on Kirtland AFB, NM. This report provides results for the installation and sampling of groundwater monitoring wells, incremental and discrete soil sampling, and geophysical surveying. This document was prepared to describe the results of investigations completed to support closure of the OD Unit.

If you have further questions, please contact Mr. L. Wayne Bitner at (505) 853-3484 or at ludie.bitner@us.af.mil, or Mr. Scott Clark at (505) 846-9017 or at scott.clark@us.af.mil.

Sincerely

ERIC H. FROEHLICH, Colonel, USAF
Commander

Attachment:
Monitoring Report for the Open Detonation Unit

cc:
NMED-HWB (Cobrain w/o attch, Davidson w/attch)
AFCEC-CZRX (Renaghan)
Public Info Repository (Central New Mexico Community College)
Administrative Record/Information Repository (AR/IR) and File

KAFB4433

ENVIRONMENTAL RESTORATION PROGRAM
KIRTLAND AIR FORCE BASE, NEW MEXICO

Monitoring Report for the Open Detonation Unit at Kirtland Air Force Base, New Mexico

June 2016

US Army Corps
Of Engineers®

377 MSG/CEIR
2050 Wyoming Blvd. SE
Kirtland AFB, New Mexico 87117-5670

ENVIRONMENTAL RESTORATION PROGRAM
KIRTLAND AIR FORCE BASE
ALBUQUERQUE, NEW MEXICO

MONITORING REPORT FOR THE OPEN DETONATION UNIT AT KIRTLAND AIR FORCE BASE, NEW MEXICO

June 2016

Prepared for
U.S. Army Corps of Engineers
Albuquerque District
4101 Jefferson Plaza NE
Albuquerque, New Mexico 87109

Contract No. W912DR-09-D-0004
Task Order No. DM04
CLIN 2012CE

Prepared by
CH2M
3721 Rutledge Road NE, Suite B1
Albuquerque, New Mexico 87109

NOTICE

This Annual Monitoring Report was prepared for the U.S. Air Force by CH2M to aid in the implementation of a final remedial action plan under the Environmental Restoration Program (ERP). As the report relates to actual or possible releases of potentially hazardous substances, its release prior to an Air Force final decision on remedial action may be in the public's interest. The limited objectives of this report and the ongoing nature of the ERP, along with the evolving knowledge of site conditions and chemical effects on the environment and health, must be considered when evaluating this report, since subsequent facts may become known which may make this report premature or inaccurate.

A copy of this document is available for public review at Central New Mexico Community College, Montoya Campus Library Reference Section, at 4700 Morris NE, Albuquerque, New Mexico.

Government agencies and their contractors registered with the Defense Technical Information Center should direct requests for copies of this study to the Defense Technical Information Center, Cameron Station, Alexandria, Virginia 22304-6145.

Nongovernmental agencies may purchase copies of this document from the National Technical Information Service, 5285 Port Royal Road, Springfield, Virginia 22161.

REPORT DOCUMENTATION PAGE		Form Approved OMB No. 0704-0188

Public reporting burden for this collection of information is estimated to average 1 hour per response, including the time for reviewing instructions, searching existing data sources, gathering and maintaining the data needed, and completing and reviewing this collection of information. Send comments regarding this burden estimate or any other aspect of this collection of information, including suggestions for reducing this burden to Department of Defense, Washington Headquarters Services, Directorate for Information Operations and Reports (0704-0188), 1215 Jefferson Davis Highway, Suite 1204, Arlington, VA 22202-4302. Respondents should be aware that notwithstanding any other provision of law, no person shall be subject to any penalty for failing to comply with a collection of information if it does not display a currently valid OMB control number. **PLEASE DO NOT RETURN YOUR FORM TO THE ABOVE ADDRESS.**

1. REPORT DATE (DD-MM-YYYY) 30-06-2016	**2. REPORT TYPE** Monitoring Report	**3. DATES COVERED (From - To)** September 2012 to June 2016
4. TITLE AND SUBTITLE Monitoring Report for the Open Detonation Unit at Kirtland Air Force Base, New Mexico		**5a. CONTRACT NUMBER** W912DR-09-D-0004
		5b. GRANT NUMBER
		5c. PROGRAM ELEMENT NUMBER 2012CE
6. AUTHOR(S) Karen Jarocki, PG, CH2M Bill LeFevre, CH2M Will Kite, CH2M		**5d. PROJECT NUMBER** 427917
		5e. TASK NUMBER
		5f. WORK UNIT NUMBER
7. PERFORMING ORGANIZATION NAME(S) AND ADDRESS(ES) AND ADDRESS(ES) CH2M HILL Constructors, Inc. 3721 Rutledge Road NE, Suite B1 Albuquerque, NM 87109		**8. PERFORMING ORGANIZATION REPORT NO.**
9. SPONSORING / MONITORING AGENCY NAME(S) AND ADDRESS(ES) U.S. Army Corps of Engineers Albuquerque District 4101 Jefferson Plaza NE Albuquerque, NM 87109		**10. SPONSOR/MONITOR'S ACRONYM(S)**
		11. SPONSOR/MONITOR'S REPORT NUMBER(S)

12. DISTRIBUTION / AVAILABILITY STATEMENT

13. SUPPLEMENTARY NOTES

14. ABSTRACT

This Monitoring Report presents the results of field investigations completed at the Open Detonation (OD) Unit at Kirtland Air Force Base, New Mexico. Field investigations included a geophysical survey, incremental soil sampling, discrete soil sampling, and installation and sampling of groundwater monitoring wells. Investigation results to date indicate that significant contamination is not present in the soil or groundwater at the OD Unit.

15. SUBJECT TERMS

OD Unit, monitoring report, soil, groundwater, geophysical investigation

16. SECURITY CLASSIFICATION OF:			**17. LIMITATION OF ABSTRACT**	**18. NO. OF PAGES** **1,739**	**19a. NAME OF RESPONSIBLE PERSON** Scott Clark
a. REPORT Unclassified	**b. ABSTRACT** Unclassified	**c. THIS PAGE** Unclassified			**19b. TELEPHONE NUMBER (include area code)** (505) 846-9017

Standard Form 298 (Rev. 8-98)
Prescribed by ANSI Std. Z39.18

40 CFR 270.11
DOCUMENT CERTIFICATION
JUNE 2016

I certify under penalty of law that this document and all attachments were prepared under my direction or supervision in accordance with a system designed to assure that qualified personnel properly gather and evaluate the information submitted. Based on my inquiry of the person or persons who manage the system, or those persons directly responsible for gathering the information, the information submitted is, to the best of my knowledge and belief, true, accurate, and complete. I am aware that there are significant penalties for submitting false information, including the possibility of fine and imprisonment for knowing violations.

ERIC H. FROEHLICH, Colonel, USAF
Commander

This document has been approved for public release in accordance with Department of Defense Directives and Air Force Instructions.

Olhana Zuch
KIRTLAND AIR FORCE BASE
377th ABW Public Affairs

THIS PAGE INTENTIONALLY LEFT BLANK

NATURAL RESOURCE INJURY

The Department of Defense (DoD) policy requires the identification of Natural Resource Injury (NRI) and, whenever practicable, the rectification of any NRI during the site assessment, investigation, and remedy selection and implementation process for cleanup actions (DoD, 2000). As stated in the policy, DoD's objectives are

> "…to promote earlier and more complete consideration of the risks to natural resources associated with past activities and cleanup alternatives; to ensure that Components exercise their statutory Trustee authorities to address NRI on behalf of the public; to lower the total life-cycle costs of the Components' remediation programs; and to reduce the potential for response cost recovery or natural resource damage claims against the Components."

Based on the above discussions and the site-specific conditions presented in this report, final closure of the Open Detonation Unit will not likely result in any NRIs. The NRIs will continue to be evaluated for the OD Unit during the ongoing site investigation.

THIS PAGE INTENTIONALLY LEFT BLANK

ENVIRONMENTAL JUSTICE CONSIDERATION

Presidential Executive Order 12898, Federal Actions to Address Environmental Justice in Minority Populations and Low-Income Populations, requires identifying and addressing, as appropriate, disproportionately high and adverse human health or environmental effects of federal programs, policies, and activities on minority and low-income populations. For purposes of this report, the population within a 50-mile radius around Kirtland Air Force Base (AFB) was considered. Demographic and economic census information presented in Addressing Environmental Justice under the National Environmental Policy Act at Sandia National Laboratories/New Mexico (SNL/NM) (SNL/NM, 1997) and the United States Census Bureau web site (http://quickfacts.census.gov/qfd/states/35/3502000.html accessed on 6 October 2010) were used as primary references.

The population living within a 50-mile radius of Kirtland AFB, which exceeds 49 percent of the total population according to census data (SNL/NM, 1997), was evaluated with regard to health and environmental effects from activities at Kirtland AFB. Similarly, the low-income population, which exceeds 21 percent of the general population, was analyzed for effects from corrective measures activities at Kirtland AFB.

Minority populations are considered to be all people of all color except white people who are not Hispanic. In 1990, 49 percent (51 percent by 1996, 34.2 percent by 2000) of New Mexico's population was minority (Bureau of Census, 1998; http://quickfacts.census.gov/qfd/states/35/3502000.html accessed on 6 October 2010). Neighborhoods having minority population percentages exceeding the minority population percentage of 49 percent (slightly more conservative than 51 percent) were identified on a block-by-block basis, with clusters of blocks known as block groups.

The Bureau of Census characterizes persons in poverty (low-income persons) as those whose incomes are less than a statistical poverty threshold. The threshold is a weighted-average based on family size and age of family members. For instance, the 1990 census threshold for a family of four was based on a 1989 household income of $12,674 (Bureau of Census, 1990). By 1996, the household income threshold rose to $16,036 (Bureau of Census, 1997). In 1989, 21 percent of New Mexico's population was listed in poverty or designated as having low income (Bureau of Census, 1996). By 1996, the estimated percentage stood at 24 percent (Bureau of Census, 1997) and by 2000, the state-wide percent decreased to 18.4 (http://quickfacts.census.gov/qfd/states/35/3502000.html accessed on 6 October 2010). In this analysis, low-income block groups (same as above) occur where the low-income population percentage in the block group exceeds the poverty percentage for the state of New Mexico.

According to 1990 census data, approximately 280,360 minority individuals from an approximate total population of 609,500 reside within the 50-mile radius. This represents 46 percent of the total radius-of-influence population (SNL/NM, 1997).

Block groups having less than 21 percent low-income individuals were not considered to contain a large number of low-income neighborhoods because they contain less than or equal to the state average of 21 percent. Approximately 85,330 persons were identified as being low income, representing approximately 14 percent of the radius-of-influence population.

This distribution of low-income population has a strong correlation to minority populations of Blacks, Native Americans, and Hispanics. For example, portions of the Pueblo of Isleta, south of the city, have high percentages of low-income individuals. To the southeast of Kirtland AFB, the rural Hispanic villages of Tajique, Torreon, and Escobosa are also low income. To the north of Kirtland AFB, high concentrations of low-income populations are located in the Pueblos of Jemez, Santo Domingo, and

Cochiti, as well as in the rural Hispanic villages of La Cienega and Jemez Springs. High concentrations of low-income populations occur west of Kirtland AFB, along the Rio Grande, in the predominantly Hispanic South Valley neighborhoods. In addition, small pockets of low-income populations reflect the locations of Black neighborhoods such as the Kirtland Addition and South Broadway/East San Jose areas.

Based on the findings of this report, there are no identified negative impacts from the site that pose adverse health effects on the general human populations. Based on the analysis of any potential impacts, there would be no disproportionately high or adverse impacts to minority and low-income populations. Any impacts due to restrictions of access to cultural sites would be removed by coordination between the Kirtland AFB and the local Tribes to develop processes to allow access during periods in which safety standards and practices would be maintained.

PREFACE

This report presents the results from well installation, groundwater monitoring, geophysical investigation, and soil sampling performed at the Open Detonation Unit at Kirtland Air Force Base, New Mexico. The report addresses the requirements of the U.S. Air Force statement of work dated 24 May 2011, under contract W912DR-09-D-0004, Task Order DM-04.

This Monitoring Report was prepared by CH2M in December 2015 through June 2016. The work was performed under the authority of Ms. Leslie Molina, the US Army Corps of Engineers (USACE) Contracting Officer. Mr. John McBee serves as the USACE Contracting Officer's Representative.

Steve Romanow, P.E. CH2M HILL Program Manger	Karen E. Jarocki, P.G. CH2M HILL Project Manager

THIS PAGE INTENTIONALLY LEFT BLANK

CONTENTS

Section **Page**

Natural Resource Injury iii
Environmental Justice Consideration v

EXECUTIVE SUMMARY ES-1

1.0 INTRODUCTION 1-1

1.1 Site Description and Background Information 1-1
1.2 Facility Operating History 1-1
1.3 Objectives and Scope 1-2
1.4 Preliminary Conceptual Site Model 1-2

2.0 GROUNDWATER INVESTIGATION ACTIVITIES 2-1

2.1 Installation of Monitoring Wells 2-1
2.1.1 Subsurface Geology 2-2
2.1.2 Groundwater Elevation Monitoring 2-3
2.1.3 Groundwater Sampling 2-3
2.1.4 Analytical Results and Data Validation 2-3
2.2 Investigation-Derived Waste 2-5
2.2.1 Soil Drill Cuttings 2-5
2.2.2 Well Development Water 2-5
2.2.3 Decontamination Water 2-6
2.2.4 Quarterly Groundwater Sampling Purge Water 2-6
2.3 Summary of the Groundwater Investigation 2-6

3.0 GEOPHYSICAL INVESTIGATION ACTIVITIES 3-1

4.0 SOIL INVESTIGATION ACTIVITIES 4-1

4.1 Open Detonation Unit Incremental Soil Sampling 4-1
4.2 Open Detonation Unit Discrete Soil Sampling 4-2
4.2.1 Discrete Soil Sampling Methodology 4-2
4.2.2 Results and Data Review 4-2
4.3 Open Burn Unit Discrete Soil Sampling 4-4
4.4 Summary of the Soil Investigation 4-5

5.0 REVISED CONCEPTUAL SITE MODEL 5-1

5.1 Hydrogeology 5-1
5.1 Nature and Extent of Groundwater Contamination 5-1
5.2 Nature and Extent of Soil Contamination 5-1
5.3 Fate and Transport 5-2

6.0 SUMMARY AND CONCLUSIONS 6-1

6.1 Recommendations 6-1

REFERENCES R-1

FIGURES

1-1 Site Location, Open Detonation Unit, Kirtland Air Force Base, New Mexico

1-2 Site Map, Open Detonation Unit, Kirtland Air Force Base, New Mexico

2-1 First Quarter Groundwater Elevations - June 2015, Open Detonation Unit

2-2 Second Quarter Groundwater Elevations - September 2015, Open Detonation Unit

2-3 Third Quarter Groundwater Elevations - December 2015, Open Detonation Unit

2-4 Fourth Quarter Groundwater Elevations - February 2016, Open Detonation Unit

2-5 Monitoring Well KAFB-2901 Hydrograph, June 2015 through February 2016

2-6 Monitoring Well KAFB-2902 Hydrograph, June 2015 through February 2016

2-7 Monitoring Well KAFB-2903 Hydrograph, June 2015 through February 2016

2-8 Monitoring Well KAFB-2904 Hydrograph, June 2015 through February 2016

2-9 Perchlorate Concentrations for Groundwater Samples at the Open Detonation Unit, June 2015 through February 2016

2-10 Piper Diagram for Groundwater Samples Collected at the Open Detonation Unit

3-1 Digital Geophysical Mapping EM31-MK2 Conductivity Response, Open Detonation Unit

3-2 Digital Geophysical Mapping EM31-MK2 Inphase Response, Open Detonation Unit

4-1 Incremental Soil Sampling Perchlorate Concentrations, Open Detonation Unit

4-2 Discrete Soil Sampling Locations, Soil Samples Collected in December 2015, Open Detonation Unit

4-3 Discrete Soil Sampling Perchlorate Concentrations. Soil Samples Collected in December 2015, Open Detonation Unit

TABLES

2-1 Well Completion Data for Monitoring Wells KAFB-2901, KAFB-2902, KAFB-2903, and KAFB-2904

2-2 Groundwater Elevations for Monitoring Wells KAFB-2901, KAFB-2902, KAFB-2903, and KAFB-2904 from June 2015 through February 2016

2-3 Detected Analytes for Groundwater Samples for the Open Detonation Unit, June 2015 through February 2016

4-1 Detected Analytes for Incremental Soil Samples for the Open Detonation Unit, October 2014

4-2 Detected Analytes for Discrete Soil Samples for the Open Detonation Unit, December 2015

4-3 Toxic Equivalence Quotients for Dioxins and Furan Detections for Discrete Soil Samples for the Open Detonation Unit, December 2015

4-4 Detected Analytes for Discrete Soil Samples for the Open Burn Unit, September 2014

4-5 Toxic Equivalence Quotients for Dioxins and Furan Detections for Discrete Soil Samples for the Open Burn Unit, September 2014

CONTENTS (Concluded)

APPENDICES

A Monitoring Well Installation and Groundwater Sampling Documentation
B All Analytes for Groundwater Samples, June 2015 through February 2016
C Groundwater Samples Data Quality Evaluation Reports, June 2015 through February 2016
D Investigation-Derived Waste Documentation
E Geophysical Report, November 2014
F Incremental Soil Sampling Report, December 2014
G Discrete Soil Sampling Logs
H Discrete Soil Sampling Data Quality Evaluation Report
I Open Burn Unit Soil Sampling Report, February 2015

THIS PAGE INTENTIONALLY LEFT BLANK

ACRONYMS AND ABBREVIATIONS

AFB	Air Force Base
AFCEC	Air Force Civil Engineer Center
ARCH	air-rotary casing hammer
bgs	below ground surface
C&D	construction and demolition
CSM	conceptual site model
CZO	Environmental Operations Division
DGM	digital geophysical mapping
DoD	Department of Defense
DOE	Department of Energy
DPT	direct push technology
DQE	data quality evaluation
EOD	Explosive Ordnance Disposal
EPA	U.S. Environmental Protection Agency
ERP	Environmental Restoration Program
ft	foot/feet
IDW	investigation-derived waste
MCL	maximum contaminant level
mg/L	microgram per liter
mg/kg	milligram per kilogram
mg/L	milligram per liter
MS/MSD	matrix spike/matrix spike duplicate
NMED	New Mexico Environment Department
NMWQCC-HHS	New Mexico Water Quality Control Commission-Human Health Standards
NRI	Natural Resource Injury
OB	Open Burn
OD	Open Detonation
OSE	Office of the State Engineer
PAH	polynuclear aromatic hydrocarbon
PCDD	polychlorodibenzodioxins
PCFD	polychlorodibenzofurans
pg/g	pictogram per gram
PID	photoionization detector
PVC	polyvinyl chloride
QA/QC	quality assurance/quality control

ACRONYMS AND ABBREVIATIONS (Concluded)

RCRA	*Resource Conservation and Recovery Act*
RSSL	regional soil screening level
SNL/NM	Sandia National Laboratories/New Mexico
SSL	soil screening level
SVOCs	semivolatile organic compounds
SWMU	solid waste management unit
TCLP	toxicity characteristic leaching procedure
TEF	toxic equivalency factor
TEQ	toxic equivalence quotient
TPH	total petroleum hydrocarbon
USACE	U.S. Army Corps of Engineers
USAF	U.S. Air Force
VOCs	volatile organic compounds
WHO	world health organization

EXECUTIVE SUMMARY

This Monitoring Report for the Open Detonation (OD) Unit at Kirtland Air Force Base (AFB) was prepared to describe the results of investigations completed to support closure of the OD Unit. The OD unit is located in the remote southeast corner of Kirtland AFB, east of Lovelace Road and south of the former Manzano Weapons Storage Area. The OD Unit is located within the roughly 190-acre circular Explosive Ordnance Disposal (EOD) Range.

The OD unit was permitted on 20 December 1994 as Permit# NM9570024423-OD, which allowed 100,000 pounds of net explosive weight to be treated annually per the *Resource Conservation and Recovery Act* (RCRA) permit. The OD unit served as a central location on Kirtland AFB for demilitarization of standard munitions and disposal of explosive and propellant waste by detonation. In April 2015, a revised closure plan for the OD Unit was submitted to the New Mexico Environment Department (NMED), which included requirements for surface and subsurface soil sampling as well as installation and sampling of four groundwater monitoring wells.

This report provides results for the installation and sampling of groundwater monitoring wells, incremental and discrete soil sampling, and geophysical surveying. In May and June 2015, groundwater monitoring wells KAFB-2901, KAFB-2902, KAFB-2903, and KAFB-2904 were installed around the OD Unit and quarterly sampling was completed for four quarters. Incremental and discrete soil sampling were conducted at the OD Unit in August 2014 and December 2015, respectively. Additionally, digital geophysical mapping was conducted in October 2012.

Four groundwater monitoring wells were installed in May and June 2015. Monitoring wells were installed around the perimeter of the OD Unit with one well installed in the upgradient direction and three wells installed in the downgradient direction. Monitoring wells were completed in the first water encountered during drilling. Due to the complex geology of the area, two of the monitoring wells are installed in the alluvial sediments overlying bedrock while two monitoring wells are installed in the bedrock formations.

Four quarters of groundwater samples were collected from monitoring wells KAFB-2901, KAFB-2902, KAFB-2903, and KAFB-2904 in June 2015, September 2015, December 2015, and February 2016. Groundwater levels generally decreased over these four quarters of monitoring. Wells KAFB-2901, KAFB-2902, KAFB-2903, and KAFB-2904 experienced decrease in water levels of 0.21, 2.35, 2.72, and 2.39 feet (ft), respectively. The groundwater samples were analyzed for volatile organic compounds (VOCs), semivolatile organic compounds (SVOCs), explosives, perchlorate, white phosphorus, target analyte list metals, dioxins and furans, total dissolved solids, alkalinity, anions and cations, and total organic carbon.

Analytical results were compared to the New Mexico Water Quality Control Commission Regulations-Human Health Standards (NMWQCC-HHS; New Mexico Administrative Code [NMAC] 20.6.2.3103), U.S. Environmental Protection Agency (EPA) maximum contaminant level (MCL) concentrations, Department of Energy (DOE) suggested maximum background values, and NMED calculated background values. Manganese, fluoride, and total dissolved solids concentrations exceeded the NMWQCC-HHS in some groundwater samples, but did not exceed NMED calculated background values for the area. Calcium was detected in some samples at concentrations that exceeded the NMED calculated background value; there is no established NMWQCC-HHS or EPA MCL for calcium. Iron exceeded the EPA MCL in a few samples but did not exceed the NMWQCC-HHS nor the NMED calculated background values for the area. Detected VOCs and SVOCs did not exceed the NMWQCC-HHS in the groundwater samples. Perchlorate was detected in monitoring well KAFB-2903 above the screening level of 4 micrograms per liter (µg/L) stated in the RCRA Part X Permit for the OD Unit during the first and second quarter of groundwater sampling with concentrations of 4.7 µg/L and 4.1 µg/L,

respectively. All other perchlorate concentrations were below the screening level for all samples. There is no established NMWQCC-HHS or EPA MCL for perchlorate, though the EPA has established an interim drinking water health advisory level of 15 µg/L (EPA, 2008a). All other analytes were detected at levels below their respective standards or were not detected. An additional four quarters of groundwater monitoring are planned in accordance with the OD Unit Closure Plan to continue to evaluate groundwater quality near the OD Unit.

Surface soil incremental sampling was conducted in August 2014 to identify the concentrations of metals and explosives in surface soil that exceed residential soil screening levels. The OD Unit and associated training range located on the northeast side of the OD Unit, were divided into soil sampling grids measuring 100 ft by 100 ft. Thirty-four sampling grids were selected for sampling at the OD Unit and seven sampling grids were selected for sampling at the training range. Results of the incremental sampling showed that metals concentrations detected across the OD Unit are reflective of naturally-occurring metals concentrations and none of the detected explosives or perchlorate concentrations exceeded the NMED residential soil screening levels (SSLs).

Discrete soil samples were collected from 20 boreholes in December 2015. Samples were collected at each borehole at a depth of 0-1 ft (surface), 4-5 ft, 9-10 ft, and 14-15 ft. The results indicated that metals concentrations are reflective of naturally-occurring metals concentrations. None of the detected VOCs or SVOCs exceeded the NMED residential SSLs. Perchlorate was detected in only one sample at a concentration exceeding the NMED Residential SSL. None of the other detected explosives exceeded their screening values. Additional soil sampling is planned for the OD Unit in accordance with the Open Detonation Unit Closure Plan and are expected to further delineate the presence of perchlorate at the OD Unit and continue to evaluate other potential contaminants.

Digital geophysical mapping was conducted at the OD Unit in 2012 to identify and delineate the lateral extent of disturbed soils consistent with pits and excavations used for open burning and open detonation activities at the site. Overall the digital geophysical mapping results indicate some generally disturbed soils but do not depict responses consistent with defined burial pits.

1.0 INTRODUCTION

CH2M prepared this Monitoring Report to support the closure of the Open Detonation (OD) Unit at Kirtland Air Force Base (AFB), New Mexico. The Monitoring Report provides the results for the installation and sampling of four groundwater monitoring wells, incremental soil sampling, discrete soil sampling, and digital geophysical mapping. Site activities are performed in accordance with the Closure Plan for the Open Detonation Unit (U.S Air Force [USAF], 2015) submitted to the New Mexico Environment Department (NMED) in April 2015.

The remainder of this section provides a site description and facility operating history, objectives and scope of the activities performed, and a preliminary site conceptual model.

1.1 Site Description and Background Information

The OD Unit is located in the remote southeast corner of Kirtland AFB, east of Lovelace Road and south of the former Manzano Weapons Storage Area (Figure 1-1). The OD unit is located within the roughly 190 acre circular Explosive Ordnance Disposal (EOD) Range at Kirtland AFB.

The EOD range is relatively flat. The central portion that constitutes the OD Unit has been regularly graded to maintain a flat, un-vegetated dirt surface to limit ponding of surface water. The unit is surrounded by a soil berm to limit surface water run-on and runoff. The three surrounding firebreaks are maintained as graded, tilled dirt roadways to allow vehicle passage. The areas between the firebreaks are generally native, high-desert scrub vegetation. Detonations were conducted in pits measuring approximately 30 feet (ft) long, 15 ft wide and 12 ft deep. The OD Unit is collocated with the Open Burn (OB) treatment unit at the EOD Range (Figure 1-2).

The area surrounding the EOD Range is primarily undeveloped land with native, high-desert scrub vegetation. The topography in the immediate area is generally flat with some rolling undulations and cross-cutting arroyo drainage features. The ground surface is generally between 5,700 and 5,900 ft above mean sea level, across the EOD Range, but rises sharply in the hills to the north and east. The OD unit is within roughly 1 mile of the foothills of the Manzanita Mountains to the east and south, and within roughly 1.5 miles of the Manzano Weapons Storage Area to the north-northwest. Additionally, a prominent topographic high, locally called the “EOD Hill” is located approximately 1 mile west of the OD unit.

There are no perennial surface water bodies within the EOD Range. Localized surface water runoff occurs in arroyos in the area after heavy rainfall events. Such water bodies are infrequently present and are transient in nature. No such arroyo or prominent drainage features are present within the boundaries of the EOD Range. Precipitation in this area of Kirtland AFB is roughly 10 inches per year based on a weather station located within 1 mile of the site, with the majority of the precipitation occurring during the summer monsoon period (Sandia National Laboratories/New Mexico [SNL/NM], 2011a).

1.2 Facility Operating History

The OD Unit located at the EOD range on Kirtland AFB was permitted on 20 December 1994 as *Resource Conservation and Act* (RCRA) Permit# NM9570024423-OD, which allowed a total of 100,000 pounds of net explosive weight to be treated at the OD Unit annually (NMED, 2010). The OD Unit served as a central location on Kirtland AFB for demilitarization of standard munitions and disposal of explosive and propellant waste by detonation. Records from the Kirtland AFB EOD office from 1999 through 2010 were reviewed to evaluate the nature of items disposed of at the unit. Items such as rocket motors, large-caliber munitions, explosive wastes, and firearms were routinely disposed of and treated at the unit (USAF, 2015). Operations at the OD unit ceased in August 2010.

Within the OD Unit, detonations were conducted in pits that were excavated for that purpose. Kirtland AFB reports document detonations being conducted in excavated trenches measuring approximately 30 ft long, 15 ft wide and 12 ft deep. The goal of treating explosive items by detonation was to destroy their explosive content by detonating a countercharge of demolition explosives positioned in close proximity. The resulting explosion propagated through the items being treated, destroying their hazardous fillers. After detonations were completed, a search was made for unexploded munitions and any found were subsequently destroyed. A cursory search was also made for innocuous metal residue and other debris which, when found, was inspected and removed. The EOD personnel would conduct general surface sweeps of the OD Unit ground surface around the detonation pits after detonations to recover and dispose of large pieces of munitions debris that may have kicked out from the detonation. The OD unit ground surface was regularly tilled and graded to maintain the flat, un-vegetated surface.

1.3 Objectives and Scope

The OD Unit is being investigated according to the activities described in the Closure Plan for Open Detonation Unit (USAF, 2015). The OD Unit is subject to the environmental performance standards of 40 Code of Federal Regulations § 264.601. As such, a field investigation was implemented to 1) search for potential pits and excavations that may have facilitated subsurface environmental impacts, 2) examine soil for munitions constituents and a broad suite of potential soil contaminants, and 4) groundwater contamination.

The objective of the groundwater investigation was to install one groundwater monitoring well upgradient and three downgradient wells. The objective of quarterly groundwater monitoring is to evaluate groundwater elevations and flow direction and determine the presence or absence of groundwater contamination.

The objective of the incremental soil sampling was to evaluate the potential presence of metals and munitions constituents in surface soil across the OD Unit.

The objective of the discrete soil sampling was to identify soils that have contaminant concentrations which pose unacceptable risk to human health or the environment, and delineate solid and hazardous waste that may need to be treated or disposed of.

The objective of the geophysics was to identify and delineate the lateral extent of disturbed soils consistent with pits and excavations used for open burning and open detonation activities at the site.

1.4 Preliminary Conceptual Site Model

The following conceptual site model (CSM) is based on previous regional and limited site-specific investigations. Modifications to this CSM are discussed toward the end of this report.

The ground surface at the OD Unit area slopes gently to the west moving downward from the Manzanita Mountain foothills towards the basin floor. There are no surface drainage features on the site.

The OD Unit is located within the Tijeras fault complex hydrogeologic region at Kirtland AFB (SNL/NM, 2011a). The Sandia, Hubbel Springs, and Tijeras faults converge in this area and define eastern edge of the Albuquerque Basin. Within the Tijeras fault complex, a thin layer of alluvium covers bedrock. The area east of the Sandia fault is typically characterized by unconsolidated pediment deposits of relatively shallow depth. These deposits overlie granitic bedrock of the Manzanita Mountains. The area west of the Sandia fault is typically characterized by thick (up to 15,000 ft thick), heterogeneous, unconsolidated and semiconsolidated sands, gravels, silts, and clay deposits of the Santa Fe Group overlying a down-thrown granitic fault block. (SNL/NM, 1995).

The nearest existing wells to the OD Unit include the School House Well approximately 3,500 ft north-northwest of the OD Unit; the EOD Hill Well approximately 4,300 ft west-northwest of the OD Unit; three wells at Lake Christian (Kirtland AFB Solid Waste Management Unit [SWMU] 6-22), roughly 5,500 ft southeast of the OD unit; and three monitoring wells installed at the Old Burn Site (SNL/NM SWMU 68), approximately 7,000 ft south of the OD unit. Nearby former monitoring well locations include two wells at the Radium Dump/Slag Piles (Kirtland AFB SWMU RW-68); approximately 4,500 ft south-southeast of the OD unit; and one well at Lake Christian (Kirtland AFB SWMU 6-22), roughly 5,500 ft southeast of the OD unit.

All of the nearby wells are completed in water bearing zones of the Paleozoic sedimentary rocks of the Madera Group or Sandia Formation or the underlying Precambrian granite. The available borehole logs and well completion diagrams from the surrounding wells and former well locations indicate that the uppermost groundwater occurs under confined conditions.

The groundwater hydrology in the general area of the OD Unit is largely controlled by geologic structure and stratigraphy. While the area is geologically complex, data from sites in the area indicate that groundwater tends to be present primarily in sedimentary rock and underlying basement rocks and is semi-confined by units within the Madera Formation (SNL/NM, 2011b). Groundwater may be present in overlying alluvium in small subbasins or grabens between multiple fault splays. Faults in the areas may act as significant barriers to lateral groundwater flow.

On a large scale, groundwater flow in this area flows downward from the rocky highlands into the thick alluvial aquifer in the Albuquerque Basin (SNL/NM, 2011b). Groundwater is present at depths between 50 and 240 ft below ground surface (bgs) in wells to the north, south, and west of the OD unit. The precipitation along the mountain range front in the upland areas to the northeast and southwest is the presumed recharge source for shallow groundwater in the area. However, historic gauging data from the EOD Hill well and Lake Christian wells do not indicate that these areas are substantially influenced by seasonal precipitation and that water levels are relatively stable (SNL/NM, 2005; USAF, 2008).

The groundwater flow direction in the vicinity of the EOD Range is not well defined and is assumed to mirror the topographic gradient of the land surface. There are several north-south trending faults mapped along the Sandia/Manzanita/Manzano Mountain range front. In the vicinity of the OD unit, one normal fault crosses along the eastern edge of the EOD range, identified as the Coyote Fault. This fault was encountered during drilling boreholes at the Old Burn Site (SNL/NM SWMU 68), located south of the OD unit (SNL/NM, 2011b). This fault location is important to the OD unit investigation because it likely influences the groundwater flow across the site from east to west and may act as a hydraulic barrier. Groundwater elevations are observed to be significantly higher at wells located east of the Coyote Fault (SNL/NM, 2011a). This was identified in static water level elevation measurements at the SNL/NM SWMU 68 site, which is located south of the OD units. The two monitoring wells installed east of the fault (OBS-MW1 and OBS-MW3) have water levels approximately 110 ft higher than the downgradient monitoring well, OBS-MW2. The difference in water level elevations suggests that the Coyote Fault acts as a boundary to lateral groundwater flow across the site. It is not clear if groundwater recharge occurs along this fault at drainage areas. Groundwater gradients and conductivities have not been determined for the area containing the OD units.

The quality of groundwater in bedrock formations in this area appears to be not suitable for drinking, and aquifer production rates are not suitable for municipal production. Recharge to monitoring wells installed in the area is poor and does not typically support more than 2 gallons per minute (SNL/NM, 2005; USAF, 2008). Water is of the calcium-bicarbonate type typical of the region, but with higher concentrations of total dissolved solids, chloride, and iron than typically found in the alluvial aquifer to the west (SNL/NM, 2005; USAF, 2008).

There are no known potential sources of soil or groundwater contamination in the vicinity of the OD Unit. The nature, extent, fate, and transport of the contamination in the OD Unit was investigated with the installation and sampling of monitoring wells as well as discrete and incremental soil sampling. The results of this sampling are used to revise the conceptual site model as discussed later in this report.

2.0 GROUNDWATER INVESTIGATION ACTIVITIES

In May and June 2015, CH2M completed the installation, development, and surveying of four groundwater monitoring wells, KAFB-2901, KAFB-2902, KAFB-2903 and KAFB-2904, located in the OD Unit area at Kirtland AFB (Figure 1-2). These four wells were installed as described in the Closure Plan for Open Detonation Unit (USAF, 2015). As required by the Closure Plan, these wells will be sampled during eight quarterly monitoring events from June 2015 through January 2017. Results from first four quarters of groundwater monitoring are presented in this report.

The groundwater investigation field activities included:

- Installation of four groundwater monitoring wells, KAFB-2901, KAFB-2902, KAFB-2903, and KAFB-2904;
- Survey of the horizontal location and vertical elevation of the installed monitoring wells, tied to New Mexico State Plane Coordinates;
- Collection and analysis of groundwater samples during four quarterly groundwater sampling events; and
- Measurement of groundwater elevations;
- Management of investigation-derived waste (IDW).

2.1 Installation of Monitoring Wells

Monitoring wells KAFB-2901, KAFB-2902, KAFB-2903 and KAFB-2904 were drilled on the perimeter of the OD Unit. (Figure 1-2). Drilling activities for the groundwater monitoring wells began on May 27, 2015 and drilling and well construction activities were completed on June 16, 2015. Monitoring wells were drilled using the air-rotary casing hammer (ARCH) drilling method. The ARCH borehole was drilled by advancing a 8½-inch tri-cone bit and 10-inch diameter drive casing.

Subsurface soil characteristics and geology were logged from the drill cuttings only; no soil samples for lithologic description or laboratory analysis were collected during borehole advancement. However, drill cuttings were field-screened with a photoionization detector (PID) to assess possible volatile organic compound (VOC) contaminated soil. No PID readings greater than ambient background levels were recorded during the drilling. Subsurface soil characteristics were logged by the onsite geologist; the borehole geologic logs are provided in Appendix A. Details of installation for each monitoring well can be found in Table 2-1.

The monitoring wells were installed in the first groundwater encountered as a single-cased, nominal, 4-inch inside diameter schedule 80 polyvinyl chloride (PVC) monitoring well with 20 ft of 0.020-inch factory-slotted PVC screen with a 5-ft sump. A silica sand pack (10/20 Colorado silica sand) was installed around the screened interval to 5 ft above the top of the screen. Approximately 2 to 3 ft of transition sand (20/40 Colorado silica sand) was installed above the top of the sand pack. Approximately 10 ft of hydrated bentonite chips were placed in the annular space above the transition sand. Bentonite slurry was placed into the annular space above the bentonite chips to approximately 50 ft bgs. Bentonite-cement grout consisting of 94 pounds of Portland cement, 3 percent by weight sodium bentonite powder, and 7 gallons of contaminant-free water was installed into the annular space from 50 ft bgs to the ground surface. Monitoring well surface completions consisted of a 5-foot-long, 9-inch-diameter steel stand pipe with locking cap cemented into a 3-foot-square concrete well pad. Four concrete-filled steel bollards were installed at the corners of the well pad to protect the well from vehicle damage. Monitoring well construction diagrams are provided in Appendix A.

Monitoring wells were developed by mechanical bailing, swabbing, and over-pumping until the fine grained sediment was removed from the well and water quality parameters stabilized. The monitor wells

were sampled immediately after development. The well development logs (which include the first groundwater sampling log) for each well are provided in Appendix A.

Groundwater monitoring wells were installed in compliance with NMED and New Mexico Office of the State Engineer (OSE) applicable regulations (OSE, 2005). An Application for Permit to Drill a Monitoring Well was submitted to and approved by the OSE. A copy of the Application for Permit and the OSE final paperwork issued after the completed well installations is included in Appendix A.

Monitoring wells were surveyed on June 26, 2015. Survey data is shown in Table 2-1 and included in Appendix A.

2.1.1 Subsurface Geology

The subsurface geology was observed in the drill cuttings produced during the drilling of boreholes for monitoring wells KAFB-2901, KAFB-2902, KAFB-2903, and KAFB-2904. The geologic material at the bottom of the boreholes is listed in Table 2-1. Well screens were installed in the first groundwater encountered in each borehole in accordance with the Closure Plan for the Open Detonation Unit (USAF, 2015).

Monitoring wells KAFB-2901 and KAFB-2902 were installed into the unconsolidated alluvial sediments of the Santa Fe group that overlie limestone and granitic bedrock in the area of the OD Unit. Bedrock was not encountered at monitoring wells KAFB-2901 and KAFB 2902.

The soil boring logs and measured groundwater levels (Appendix A) suggest that KAFB-2904 was installed on the east side of the Coyote Fault because limestone bedrock was encountered approximately 105 ft closer to the ground surface at KAFB-2904 when compared to KAFB-2903, which is the other location where bedrock was encountered. The lower water levels found in the unconsolidated alluvial sediments west of the Coyote fault (75 to 120 ft lower) (Figure 2-1) indicate that the fault acts as a barrier to lateral groundwater flow.

Monitor well KAFB-2903 was installed in granitic bedrock to the west of the three other wells. Groundwater was not encountered until the granitic bedrock was pierced, and the water level rose approximately 60 ft in the borehole, demonstrating that groundwater in the granitic bedrock is under confined or semi-confined conditions. The potentiometric surface at KAFB-2903 is still approximately 85 ft below that at KAFB-2904, indicating that the Coyote fault is a barrier to lateral groundwater flow even at depth.

The particular mechanism of the barrier is likely different at different depths. Faults and smear zones in unconsolidated sediments typically have reduced horizontal, and increased vertical hydraulic conductivity due to the vertical bending of depositional bedding planes (Heynekamp et al., 1999), such as would be found above the limestone observed in KAFB-2904 (0-80 ft). The juxtaposition of unconsolidated sediments, found at all depths in KAFB-2901 and KAFB-2902, against the limestone bedrock found below 80 ft bgs in KAFB-2901 likely contains vertically smeared sediments which would also reduce horizontal hydraulic conductivity. Faults in consolidated bedrock, such as the limestone found in KAFB-2904 and the granite found in KAFB-2903 may not affect the hydraulic conductivity if high-conductivity fracture zones are juxtaposed across the fault, but would be expected to reduce hydraulic conductivity if fracture zones are moved against low-conductivity portions of the bedrock. As illustrated by the 85-foot offset in the potentiometric surface between KAFB-2904 and KAFB-2903, it is hypothesized that the shallower limestone aquifer found at KAFB-2904 is not well-connected to the granitic basement aquifer identified at KAFB-2903.

2.1.2 Groundwater Elevation Monitoring

Groundwater elevation measurements were collected from monitoring wells KAFB-2901, KAFB-2902, KAFB-2903, and KAFB-2904 in June 2015 (Figure 2-1), September 2015 (Figure 2-2), December 2015 (Figure 2-3), and February 2016 (Figure 2-4) (Table 2-2). Groundwater elevations generally decreased over these four quarters of monitoring with 0.16, 3.03, 2.90, and 2.40 ft of change in wells KAFB-2901, KAFB-2902, KAFB-2903, and KAFB-2904, respectively. Hydrographs for each of the monitoring wells are shown in Figures 2-5, 2-6, 2-7, and 2-8; these hydrographs show the changes in water table elevations since the monitoring wells were installed.

Because there are three different aquifer zones (unconsolidated alluvium, granitic bedrock, and limestone bedrock) monitored by the four monitor wells, the measured groundwater levels have not been contoured to develop a groundwater elevation map. Because a gradient cannot be calculated, neither can a horizontal groundwater flow velocity be estimated for the site.

2.1.3 Groundwater Sampling

Four quarters of groundwater samples were collected from monitoring wells KAFB-2901, KAFB-2902, KAFB-2903, and KAFB-2904. The samples were collected in June 2015, September 2015, December 2015, and February 2016. The groundwater samples were analyzed for the field measurements of temperature, pH, conductivity, dissolved oxygen, turbidity, and redox potential. Groundwater sampling logs for each well and sampling event are included in Appendix A. All groundwater samples were analyzed at the off-site laboratory for metals by U.S. Environmental Protection Agency (EPA) Method SW6010B/6020, perchlorate by EPA Method SW6850, VOCs by EPA Method SW8011/8260B, semivolatile organic compounds (SVOCs) (including 1,4-dioxane and polynuclear aromatic hydrocarbons) by EPA Method SW8270/8270 SIM, explosives by EPA Method SW8330B, dioxins and furans by EPA Method SW8290, white phosphorus by EPA Method 7580, anions by EPA Method SW9056, alkalinity by EPA Method A2320, ammonia by EPA Method E350.1, total organic carbon by EPA Method SW9060, sulfide by EPA Method SW9034, and total dissolved solids by EPA Method SM2540C.

2.1.4 Analytical Results and Data Validation

The detected analytical results from the quarterly groundwater sampling conducted at monitoring wells KAFB-2901, KAFB-2902, KAFB-2903, and KAFB-2904 are presented in Table 2-3. Analytical results were compared to the New Mexico Water Quality Control Commission Regulations-Human Health Standards (NMWQCC-HHS) (New Mexico Administrative Code 20.6.2.3103), EPA maximum contaminant level (MCL) concentrations, Department of Energy (DOE) suggested maximum background values, and NMED calculated background values (NMED, 1995). All analytical results from the quarterly groundwater sampling events are included in Appendix B. The laboratory data were reviewed by the project chemist and determined to be valid as qualified and suitable for use for the project objectives. The data quality evaluation (DQE) reports and laboratory data are provided for each quarter in Appendix C.

2.1.4.1 Organic Compounds

Four VOCs, 1,2 dibromoethane, chloroform, naphthalene, and toluene, were detected in some of the groundwater samples. None of the VOCs exceed the NMWQCC-HHS in any of the samples. Five SVOCs, 3-methylphenol and 4-methylphenol, bis(2-ethylhexyl)phthalate, phenol, 2-methylnaphthalene (polynuclear aromatic hydrocarbon [PAH]), and naphthalene (PAH), were detected in some of the groundwater samples. Bis(2-ethylhexyl) phthalate was detected above the EPA MCL in one sample from

monitoring well KAFB-2901 during one quarter. There is no established NMWQCC-HHS for bis(2-ethylhexyl)phthalate. Bis(2-ethylhexyl)phthalate is a common laboratory contaminant and is not expected to represent groundwater contamination at the OD Unit.

2.1.4.2 Dioxins and Furans

Dioxins and furans were detected at low concentrations some of the groundwater samples during each quarter. There are no established screening levels for the dioxins and furans in groundwater.

2.1.4.3 Explosives and Perchlorate

One explosive, 2-nitrotolune, was detected in monitoring well KAFB-2901 during one quarter of sampling. There is no established screening level for 2-nitrotoluene.

Perchlorate was detected during all four quarters in each well; however, the concentration of perchlorate only exceeded the screening level established in the Kirtland AFB RCRA permit of 4 micrograms per liter (µg/L) in two samples. Both samples that exceeded the screening level came from well KAFB-2903 with concentrations of 4.7 and 4.1 µg/L during the June and September 2015 sampling events, respectively. Perchlorate concentrations decreased from June 2015 to February 2016 at all four wells. The perchlorate concentrations at well KAFB-2901 ranged from 0.38 J to 0.41 J µg/L, from 2.4 to 2.6 µg/L at KAFB-2902, from 3.7 J to 4.7 µg/L at KAFB-2903, and from 0.49 J to .85 µg/L at KAFB-2904. The perchlorate concentrations for all four wells across all four quarters is shown in Figure 2-9.

2.1.4.4 Metals

Iron and manganese were detected in some monitoring wells at concentrations that exceed their NMWQCC-HHS during some sampling events. The iron and manganese concentrations do not exceed their NMED calculated background value of 18.7 milligrams per liter (mg/L) and 1.2 mg/L, respectively, in any of the groundwater samples.

2.1.4.5 General Chemistry

Groundwater in the area of the OD Unit is high in total dissolved solids exceeding the NMWQCC-HHS standard of 1,000 mg/L in all wells during all sampling events. The TDS concentrations are less than the NMED calculated background value of 2,250 mg/L for this area indicating these TDS concentrations are naturally occurring. Fluoride concentrations exceed the NMWQCC-HHS concentration of 1.4 mg/L in some groundwater samples but do not exceed the NMED calculated background value of 3.062 mg/L. Calcium concentrations in some wells exceed the NMED calculated background value of 270 mg/L; the maximum detected calcium concentration was 280 mg/L in monitoring well KAFB-2904. There are no established drinking water standards for calcium.

An evaluation of cation and anion concentrations is illustrated in a Piper Diagram (Figure 2-10). This chart includes cation and anion ratios from each monitor well and from each sampling event. The evaluation reveals that groundwater from KAFB-2901, KAFB-2902, and KAFB-2903 are indistinguishable from each other though they represent well completions in somewhat different geologic units. The groundwater from KAFB-2904 is slightly different from the other locations, having lower ratios of chloride and sodium, as would be expected from groundwater located closer to a recharge area. Both water types are calcium-bicarbonate waters. The cation and anion ratios place both groups in the range of high TDS groundwater described by the NMED report on background concentrations. The TDS in both groups (1100 to 1400 mg/L) are also comparable to the high TDS groundwater (median of 770 mg/L). Although the groundwater levels and subsurface geology suggest that the groundwater units

monitored by the groundwater wells at the OD Unit are distinct, the cation and anion ratios are very close, indicating that the aquifer zones are well connected.

2.2 Investigation-Derived Waste

The IDW related to the monitoring well installation and quarterly groundwater sampling consisted of soil generated during borehole drilling; development and purge water generated during well development, decontamination water generated during the decontamination of the drilling and development equipment, and purge water generated during quarterly groundwater sampling.

2.2.1 Soil Drill Cuttings

Approximately 30 cubic yards of soil were generated during well drilling activities. The soil was staged on Kirtland AFB near monitoring well KAFB-2904 in two 20-cubic yard roll-off containers. Following drilling activities, one five-point composite soil sample was collected from each roll-off container. The samples were analyzed for Toxic Characteristic Leaching Procedures (TCLP) RCRA metals, TCLP pesticides, TCLP herbicides, TCLP SVOCs, TCLP VOCs, total petroleum hydrocarbons (TPH) diesel range organics, TPH gasoline range organics, pH, and ignitability.

Based on the analytical results, the soil drill cuttings were found to be appropriate for disposal at the Kirtland AFB Construction and Demolition (C&D) Landfill. Approval for disposal of the soil at the Kirtland AFB C&D landfill was granted by Katrina E. Wheelock, the Solid Waste Program Manager, Kirtland AFB Civil Engineering, Assets, and Natural Resources Compliance Group on July 15, 2015. Transportation and disposal of these soil drill cuttings was completed on July 22, 2015. Documentation of the soil disposal request and approval are provided in Appendix D.

2.2.2 Well Development Water

Approximately 2,093 total gallons of groundwater were bailed or pumped from monitoring wells KAFB-2901, KAFB-2902, KAFB-2903, and KAFB-2904 during well development. The development water was placed in ten 55-gallon drums, two 250-gallon poly tanks, and two 1500-gallon poly tanks that were staged near monitoring well KAFB-2903. Groundwater analytical results from samples collected after well development were evaluated for disposal.

Analytical results were compared to the NMWQCC-HHS, EPA MCL concentrations, DOE suggested maximum background values, and NMED calculated background values. The groundwater analytical results were evaluated using the Kirtland AFB Development and Sampling Water Purge Water Decision Tree for Ground Water Restoration Activities. Per the criteria listed in box D3 of the decision tree, iron, manganese, fluoride, and total dissolved solids concentrations exceed the NMWQCC-HHS in some groundwater samples, but do not exceed NMED calculated background values for the area. The calcium concentration slightly exceeds the NMED calculated background value in the groundwater sample collected from KAFB-2904; there is no established NMWQCC-HHS or EPA MCL concentration for calcium. All other analytes were detected at levels below their respective standards or were not detected.

Based on the groundwater analytical results, the development and purge water from monitoring wells KAFB-2901, KAFB-2902, KAFB-2903, and KAFB-2904 were found to be appropriate for disposal to the land surface surrounding the staging area. Approval for disposal of the water to the land surface was granted by Mr. Cole Crosgrove, of the Air Force Civil Engineer Center (AFCEC), Environmental Operations Division (CZO), on August 3, 2015. The development and purge water was released to the ground surface near monitoring well KAFB-2903 on August 13, 2015. The groundwater disposal request and approval are provided in Appendix D.

2.2.3 Decontamination Water

Decontamination of drilling and well development equipment was performed within a designated area used for equipment staging during drilling activities; the staging area was located between monitoring wells KAFB-2901 and KAFB-2904. Plastic liners were placed on the ground to prevent the decontamination water from infiltrating into the soil. The drilling and well development equipment were decontaminated after the drilling, construction, and development of each well; the decontamination water was allowed to evaporate.

2.2.4 Quarterly Groundwater Sampling Purge Water

During each sampling event, purge water from wells KAFB-2901, KAFB-2902, KAFB-2903, and KAFB-2904 was kept in either polyethylene drums or tanks on site. Following each sampling event waste characterization was performed by reviewing the groundwater sample analytical results for all wells using the Kirtland AFB Development and Sampling Water Purge Water Decision Tree for Ground Water Restoration Activities. The results were compared to the NMWQCC-HSS, NMED calculated background values for the area, and the EPA MCL to determine appropriate disposal. Water was determined to be appropriate for disposal to the ground surface at the purge water storage locations. A request for disposal was prepared and submitted to Kirtland AFB for review and approval. Purge water disposal was approved by Mr. Cole Crosgrove or Mr. Scott Clark, AFCEC/CZO, and purged water was discharged prior to the next quarter's sampling event. Documentation for the IDW water disposal is included in Appendix D.

2.3 Summary of the Groundwater Investigation

Four groundwater monitoring wells were installed around the perimeter of the OD Unit and sampled during four quarters. Subsurface geology and groundwater elevation data show that the groundwater investigation identified the Coyote Fault extending through the east side of the OD Unit. Three wells, KAFB-2901, KAFB-2902, and KAFB-2903 are install on the west side of the fault, while KAFB-2904 is installed on the east side of the fault. Cation and anion ratios indicate that groundwater on either side of the fault are similar enough to be considered well connected. The groundwater contaminant investigation found perchlorate concentrations that over time have decreased to below the screening level established in the Kirtland AFB RCRA permit. The groundwater investigation has further found that all other contaminants detected in four quarters of groundwater samples are present at concentrations that are below regulatory screening levels. Though the wells are monitoring different groundwater units due to the complex geology at the site, the results show that use of the area for open burning and open detonation operations have not resulted in groundwater contamination. Based on these results, no additional well installations are recommended for the OD Unit area. Four additional quarters of groundwater monitoring are planned through January 2017 to continue to document groundwater conditions at the OD Unit.

3.0 GEOPHYSICAL INVESTIGATION ACTIVITIES

Digital geophysical mapping (DGM) was conducted in September and October 2012 using the Geonics, Ltd. EM31-MK2 terrain conductivity meter. The objective of the DGM was to identify and delineate the lateral extent (footprint) of disturbed soils consistent with pits and excavations that may have been used for open burning and open detonation activities at the site. The DGM was conducted over the OD Unit out to the first firebreak and a small area between the second and third fire breaks noted as having a possible burial pit. The full DGM Technical Memorandum is included as Appendix E.

Figures 3-1 and 3-2 present the EM31-MK2 conductivity and inphase response results, respectively.

Overall the EM31-MK2 results do not depict responses consistent with defined burial pits in the area of the OD Unit. The EM31-MK2 conductivity results are consistent with soil disturbance, which potentially may involve spreading debris across broad areas in the shallow subsurface, indicating that debris is not concentrated in pits or defined features. Furthermore, spreading of materials may result in the inability of the EM31-MK2 to detect discrete geophysical anomalies associated with relatively small-scale metallic objects in the subsurface due to its inherent limitations of detecting and resolving objects at this scale.

THIS PAGE INTENTIONALLY LEFT BLANK

4.0 SOIL INVESTIGATION ACTIVITIES

Incremental and discrete soil sampling was conducted at the OD Unit during 2014 and 2015. Soil samples were collected to characterize potential contaminants of concern in surface and subsurface soils.

4.1 Open Detonation Unit Incremental Soil Sampling

Surface soil incremental sampling was conducted in August 2014. The objective of the incremental soil sampling was to evaluate the concentrations of explosives, metals, and perchlorate in surface soil samples collected from sampling units at the OD Unit.

A 100 ft by 100 ft grid was laid on the OD Unit, the first decision unit, and the training range, the second decision unit, located on the northeast side of the OD Unit. The OD Unit was divided into 104 sampling units while the training range was divided into 14 sampling units. A statistical evaluation using the Visual Sampling Plan (Version 6.2) was performed to determine the number of sampling units needed to achieve a 95-percent confidence level that 90 or 95 percent of all sampling units do not contain munitions constituents above laboratory detection limits. Approximately 35 percent of the incremental sampling units were selected for soil sampling to statistically represent each decision unit, resulting in a total of 43 sampling units that were identified, samples, and submitted to the offsite laboratory for analysis (Figure 4-1). Within the OD Unit decision unit, 34 of 104 sampling units were sampled, and 7 of 14 sampling units within the training range decision unit were sampled. The IS soil samples were analyzed for explosives, metals, and perchlorate. Details on selection of sampling units can be found in Appendix F.

Grids measuring 100 ft by 100 ft were used for the sampling units, as staked by a surveying professional. Fifty incremental sampling locations were established within each grid and normal samples were collected from the southeast corner of each sampling location with a hand drill or disposable scoop. The 50 samples were bagged, mixed, and screened for radiological activity before being shipped to the laboratory. Quality control samples collected consisted of field duplicate samples, field triplicate samples, matrix spike/matrix spike duplicate (MS/MSD) samples, and equipment blank samples. The incremental soil samples and quality assurance/quality control (QA/QC) samples were analyzed by the offsite laboratory for explosives (EPA Method SW8330B), metals (EPA Method SW6020), perchlorate (EPA Method SW6850), and mercury (EPA Method SW7471). The Incremental Soil Sampling Technical Memorandum included as Appendix F provides additional details on the methodology used to collect the incremental soil samples.

The results of the August 2014 incremental soil sampling show that most metals exceed the Coyote Test Field Super Group Background values in some soil samples; background concentrations were not exceeded for cadmium, selenium, thallium, and mercury. Arsenic was the only detected metal that exceeded the NMED residential soil screening levels (SSLs); it should be noted that the NMED residential SSLs concentration for arsenic is lower than the approved background concentration (Table 4-1). Overall, metals concentrations detected across the OD Unit are reflective of naturally-occurring metals concentrations. None of the detected explosives or perchlorate exceeded their NMED residential SSLs values or EPA residential regional soil screening levels (RSSLs) values (Table 4-1). Perchlorate concentrations are highest at the center of the OD unit and lowest at the training range (Figure 4-1). Though some explosives and perchlorate are present in the surface soils across the OD Unit, the concentrations detected indicate significant contamination is not present in surface soils as a result of past site operations, as all are below the NMED residential SSLs concentrations.

4.2 Open Detonation Unit Discrete Soil Sampling

Discrete soil sampling was conducted at 20 borehole locations at the OD Unit in December 2015. Soil samples were collected to meet the requirements included in the Open Detonation Unit Closure Plan submitted in April 2015 (USAF, 2015).

4.2.1 Discrete Soil Sampling Methodology

Soil samples were collected using direct push technology (DPT). Twenty boreholes were drilled and 20 soil cores (2 inch diameter) were collected from the boreholes using a Geoprobe DPT drilling rig.

A senior Unexploded Ordnance safety officer was on site for the duration of drilling activities to provide munition clearance for access routes, surrounding work areas, and downhole clearance of each borehole with a surface metal detector and a downhole metal detector. No boreholes required relocation due to the presence of metal.

Two geologists performed oversight of the subcontractor, supervised the DPT drilling operations, logged soil borings (Appendix G), performed radiation scans on all soil core and samples with a Ludlum 44-9 Pancake G-M Probe for alpha, beta/gamma emissions, and collected soil samples. Radiological readings for the soil cores and samples were within measured background ranges.

Soil samples were collected according to the OD Unit Closure Plan (USAF, 2015), consisting of 20 of the 40 boreholes included in the plan (Figure 4-2). Samples were collected at each borehole at a depth of 0-1 ft (surface), 4-5 ft, 9-10 ft, and 14-15 ft. The soil samples were analyzed for the parameters which included the hazardous constituents of the wastes that were historically treated at the OD Unit. All soil samples were analyzed by the offsite laboratory for explosives (EPA Method SW8330B), metals including mercury (EPA Method SW6020 and SW7471), and perchlorate (EPA Method SW6850), as scheduled in Table H-8 of the OD Unit Closure Plan (USAF, 2015) with the exception of five boreholes sampled on December 7, 2015, where perchlorate samples were not collected in the 4-5 ft and 9-10 ft depths. Soil samples collected from the surface and 14 -15 ft sample depths were also analyzed for VOCs (EPA Method SW8260B), SVOCs (EPA Method SW8270C), dioxins and furans (EPA Method SW8290), and white phosphorus (EPA Method SW7580) in accordance with the OD Unit Closure Plan (USAF, 2015). In addition, soil samples collected from five boreholes sampled on December 7, 2015, were analyzed for dioxins and furans in the 4-5 ft and 9-10 ft depths. One MS/MSD sample was moved from OT29-SO-J09B2-04-1415 to OT29-SO-J09A1-21-0001 due to insufficient soil volume for the MS/MSD sample at the greater sample depth. The analytical methods are detailed in EPA Test Methods for Evaluating Solid Waste, Physical/Chemical Methods (EPA, 1996).

No IDW was generated as the soil cores collected during drilling were either used to fill sample jars or used as backfill for the boring. Bentonite chips were also added to fill the remaining void space in the soil borings and decontamination wash water and fresh water was used to hydrate the bentonite chips.

4.2.2 Results and Data Review

Summary analytical results for the 80 soil and 16 field duplicate samples are presented in Table 4-2, which includes only the detected analytes. The DQE report, included as Appendix H to this report, provides the validated analytical results for all samples and a review of the validation process.

The samples were screened against the Coyote Test Field Super Group Background Values (“Background”) for surface and subsurface soil (metals only; NMED, 1997), the NMED Residential SSLs (NMED, 2015), and the EPA Region 9 Soil Screening Levels, Residential (EPA, 2015), if an NMED Residential SSL does not exist. Detected compounds are discussed in the subsections below.

4.2.2.1 Metals Results

Seventeen metals were analyzed for in 80 samples. Selenium and tin were detected at concentrations below both the Background value as well as the NMED Residential SSL. Thirteen metals were detected at concentrations exceeding the Background value but exceeding the NMED Residential SSL (Table 4-2). Arsenic was detected in all 80 samples, with a maximum concentration of 26 milligrams per kilogram (mg/kg) at borehole J09B1-05 at a depth of 14-15 ft. Fifteen of the samples had arsenic concentrations that exceeded both the NMED Residential SSL of 4.25 mg/kg and the surface or subsurface Background values of 5.6 mg/kg and 7.4 mg/kg, respectively.· Arsenic concentrations are consistent with naturally occurring values seen across Kirtland AFB. Cobalt was detected in all 80 samples, with a maximum concentration of 370 mg/kg at borehole J09B2-02 at a depth of 4-5ft. Four of the samples had concentrations that exceeded the Background value of 5.2 mg/kg. There is no established NMED Residential SSL for cobalt. Only one sample, from J09B2-02 with the maximum concentration of 370 mg/kg exceeded the EPA residential RSSL of 23 mg/kg.

4.2.2.2 Volatile Organic Compounds Results

Surface and 14-15 ft depth samples from each borehole, a total of 40 samples, were analyzed for VOCs. A total of 11 different VOCs were detected in the soil samples. 1,2,4-Trimethylbenzene, 1,3,5-trimethylbenzene, 2-butanone, benzene, bromoform, bromomethane, dibromochloromethane, ethylbenzene, m-xylene & p-xylene, o-xylene, and toluene were all detected in one or more samples. There are no established Background values for VOCs. None of the samples exceeded the NMED Residential SSL nor the EPA Regional SSL, Residential, for VOCs (Table 4-2).

4.2.2.3 Semivolatile Organic Compounds Results

Surface and 14-15 ft depth samples from each borehole, a total of 40 samples, were analyzed for SVOCs. A total of eight different SVOCs were detected in the soil samples. 2,4-Dinitrotoluene, 2,6-dinitrotoluene, acetophenone, benzo[g,h,i]perylene, bis(2-ethylhexyl) phthalate, di-n-butyl phthalate, hexachlorobenzene, and n-nitrosodiphenylamine were all detected in one or more samples. There are no established Background values for SVOCs. None of the samples exceeded the NMED Residential SSL nor the EPA Regional SSL, Residential (Table 4-2).

4.2.2.4 Dioxins and Furans Results

Surface and 14-15 ft depth samples from each borehole, and 4-5 ft and 9-10 ft samples for five boreholes, for a total of 50 samples, were analyzed for dioxins and furans. Because there are only a few NMED Residential SSL or EPA regional screening levels for these compounds, dioxin-like compounds (polychlorodibenzodioxins [PCDDs] and polychlorodibenzofurans [PCFDs]) were evaluated according to the procedures provided by the EPA and the World Health Organization (WHO) (EPA, 2008b and WHO, 2006). Dioxin like compounds are present in soil as complex mixtures. The PCDDs consist of a family of approximately 75 congeners while PCDFs consist of approximately 135 congeners. Analytical results from soil samples collected at the OD Unit were evaluated with respect to 2,3,7,8-tetrachlorodibenzo-p-dioxin (2,3,7,8-TCDD), which has an established NMED residential SSL of 4.9×10^{-5} and is considered the most toxic congener of the dioxin-like compounds (Table 4-2).

In order to compare the OD Unit soil analytical results to 2,3,7,8-TCDD, a toxic equivalence quotient (TEQ) was calculated for each soil sample. The TEQ was calculated by taking the detected analytical results for the dioxins and furans in pictograms per gram (pg/g) and converting the results to mg/kg (1 pg/g is equal to 1×10^{-6} mg/kg). The analytical result in mg/kg was then multiplied by the published toxic equivalency factor (TEF) (WHO, 2006) to calculate a TEQ for each analyte. The TEQs for each

analyte where then summed to calculate a TEQ for the soil sample and compare the result to the NMED residential SSL for 2,3,7,8-TCDD (Table 4-3).

A total of 50 soil samples from the OD Unit were analyzed for dioxins and furans. Fifteen of the samples had no detections of dioxins and furans. The highest calculated TEQ for the samples was 7.4×10^{-6}, which is approximately one order of magnitude less than the NMED residential SSL of 4.9×10^{-5} for 2,3,7,8 TCDD (Table 4-3). This indicates that the presence of dioxins and furans in some soil samples collected at the OD Unit do not likely represent a risk to human health.

4.2.2.5 Explosives and Perchlorate Results

Explosives were analyzed for in all 20 boreholes at all four depths for a total of 80 analyzed samples (Table 4-2). A total of 9 out of 17 explosives that were analyzed for were detected in the soil samples. There are no established Background values for explosives, however none of the detected explosives exceeded their respective NMED residential SSLs or EPA residential RSSLs (Table 4-2). Perchlorate samples were collected from the surface, 4-5 ft, 9-10 ft and 14-15 ft depth intervals samples from 15 boreholes, and the surface and 14-15 ft depth intervals samples in five additional boreholes, for a total of 70 samples. Perchlorate was detected in all 70 samples analyzed at a maximum concentration of 73,000 µg/kg at borehole J09A1-07 at a depth of 9-10 ft. This was the only sample to exceed the NMED Residential SSL of 54,750 µg/kg. Figure 4-3 shows the maximum detected perchlorate concentration for each borehole and the depth at which the sample was collected.

4.2.2.6 Rejected Data

Some of the non-detected VOC analyte data were rejected during validation due to surrogate recovery failures at the laboratory. The DQE report (Appendix H) describes the data issues associated with EPA Method SW8260B.

4.3 Open Burn Unit Discrete Soil Sampling

Soil samples were collected from the area of the Open Burn Unit in September 2014 to meet the requirements included in the Open Burn Unit Closure Plan submitted to the NMED in July 2014 (USAF, 2014). Surface soil samples were collected at a depth of zero to six inches from beneath the footprint of the OB Unit following demolition of the OB Unit structure. The soil samples were analyzed for the hazardous constituents of the hazardous wastes that were historically treated at the OB Unit. The soil samples and QA/QC sample were analyzed by the offsite laboratory for explosives (EPA Method SW8330B), metals (EPA Method SW6020), perchlorate (EPA Method SW6850), mercury (EPA Method SW7471), VOCs (EPA Method SW8260B), SVOCs (EPA Method SW8270C), dioxins and furans (EPA Method SW8290), and white phosphorus (EPA Method SW7580). The analytical methods are detailed in EPA Test Methods for Evaluating Solid Waste, Physical/Chemical Methods (EPA, 1996). Additional details for the OB Unit discrete soil sampling activities, including the DQE Report, are included in Appendix I.

Metals were detected in the soil samples at concentrations that exceed NMED approved Background concentrations for some metals including, barium, cadmium, chromium, copper, lead, nickel, vanadium, and zinc. None of the detected metals exceed their NMED residential SSLs. Arsenic was detected at concentrations that exceed the NMED residential SSL, but not greater that the NMED approved Background concentration (Table 4-4). Some VOCs, SVOCs, and explosives were detected at low concentrations that did not exceed NMED residential SSLs or EPA residential RSSLs for any of the samples. White phosphorus was not detected in any of the soil samples. Perchlorate was detected at a maximum concentration of 1,100 µg/kg, which is significantly less than the NMED residential SSL of 54,000 µg/kg.

Dioxins and furans were also detected in the OB Unit soil samples. Because there are only a few NMED residential SSL or EPA residential RSSLs for these compounds, dioxin-like compounds (PCDDs and PCFDs) were evaluated according to the procedures provided by the EPA and the WHO (EPA, 2008b and WHO, 2006). Dioxin like compounds are present in soil as complex mixtures. The PCDDs consist of a family of approximately 75 congeners while PCDFs consist of approximately 135 congeners. Analytical results from soil samples collected at the BD Unit were evaluated with respect to 2,3,7,8-tetrachlorodibenzo-p-dioxin (2,3,7,8-TCDD), which has an established NMED residential SSL of 4.9×10^{-5} and is considered the most toxic congener of the dioxin-like compounds (Table 4-5).

In order to compare the OB Unit soil analytical results to 2,3,7,8-TCDD, a TEQ was calculated for each soil sample. The TEQ was calculated by taking the detected analytical results for the dioxins and furans in pg/g and converting the results to mg/kg (1 pg/g is equal to 1×10^{-6} mg/kg). The analytical result in mg/kg was then multiplied by the published TEF (WHO, 2006) to calculate a TEQ for each analyte. The TEQs for each analyte where then summed to calculate a TEQ for the soil sample and compare the result to the NMED residential SSL for 2,3,7,8-TCDD (Table 4-5).

The highest calculated TEQ for the OB Unit samples was 5.13×10^{-7}, which is approximately two orders of magnitude less than the NMED residential SSL of 4.9×10^{-5} for 2,3,7,8 TCDD (Table 4-5). This indicates that the presence of dioxins and furans in the soil samples collected at the OB Unit do not likely represent a risk to human health.

The results of the September 2014 OB Unit sampling show that most metals exceed the Coyote Test Field Super Group Background values in some soil samples but do not exceed NMED residential SSLs. Arsenic was the only detected metal that exceeded the NMED Residential SSL, but did not exceed established Background values. Overall, metals concentrations detected across the OB Unit are reflective of naturally-occurring metals concentrations. None of the detected VOCs, SVOCs, explosives or perchlorate exceeded their NMED Residential SSL values or EPA residential RSSL values. The concentrations detected indicate significant contamination is not present in surface soils as a result of past site operations.

4.4 Summary of the Soil Investigation

Incremental soil sampling and discrete soil sampling at the OB and OD Units, indicate that past site activities at these RCRA treatment units have not resulted in significant surface or subsurface soil contamination. Detected metals concentrations are typical of naturally occurring metals at Kirtland AFB and do not exceed NMED residential SSLs. Detected VOCs, SVOCs, and explosives do not exceed NMED residential SSLs or EPA residential RSSLs in any of the soil samples. Dioxin and furan analysis indicates that these compounds do not likely represent a risk to human health based on detected concentrations. Perchlorate was detected in one soil sample at a concentrations above the NMED residential SSL. This sample was collected at 9 to 10 ft below ground surface. Perchlorate concentrations at the 4 to 5 ft and 14 to 15 ft depths in this borehole are less than the NMED residential SSL indicating that the vertical extent of contamination is limited.

THIS PAGE INTENTIONALLY LEFT BLANK

5.0 REVISED CONCEPTUAL SITE MODEL

The following revisions to the conceptual site model described above are based on the field investigation described in this report.

5.1 Hydrogeology

The observed subsurface geology has shown that the groundwater investigation identified the Coyote Fault extending through the east side of the OD Unit. The disparity in groundwater levels across the fault suggests that the fault acts as a barrier to lateral groundwater flow. Cation and anion ratios, however, indicate that groundwater on either side of the fault are similar enough to be considered well connected.

5.1 Nature and Extent of Groundwater Contamination

Perchlorate was detected in monitoring well KAFB-2903 at a maximum concentration of 4.7 µg/L, which exceeds the screening level of 4 µg/L specified in the Kirtland AFB RCRA permit. The perchlorate concentration in this well was also measured above the screening level during the second quarter of sampling but then declined to 3.7 µg/L for the last two quarters. Perchlorate was detected in the other three groundwater monitoring wells at concentrations below 4 µg/L during all quarters. Detected inorganic compounds are consistent with NMED calculated Background values for this area of Kirtland AFB. Detections of organic contaminants are below regulatory screening levels in all wells and all quarters. Based on the groundwater results to date, groundwater beneath the former OD Unit is not contaminated with constituents from past use of the site for RCRA treatment operations.

5.2 Nature and Extent of Soil Contamination

Incremental soil sampling showed that some explosives and perchlorate are present in the surface soils across the OD Unit, and that the concentrations detected indicate that further investigation is not warranted, because all detected concentrations are below the NMED residential SSL concentrations. Metals concentrations were consistent with naturally occurring metals concentrations.

Discrete soil sampling results from the OD Unit and OB Unit indicate that arsenic was found at concentrations that exceeded the NMED residential SSL in all samples (4.25 mg/kg) and approved Background levels (5.6 mg/kg) in some samples. In addition, cobalt was found in one sample at a concentration (370 mg/kg) that exceeded the NMED residential SSL (23 mg/kg). All other metals were below NMED residential SSLs. Detected concentrations of metals were consistent with naturally occurring metals concentrations.

None of the VOC or SVOC compounds were detected in the OD and OB Unit soil samples at levels that exceeded NMED residential SSLs or EPA residential RSSLs. Some of these compounds may be present in the soil at the OD and OB Unit; however, the concentrations indicate that past site operations have not contaminated the site above NMED residential SSLs.

Perchlorate was detected in only one sample at a concentration exceeding the NMED Residential SSL at the OD Unit. None of the other detected explosives exceeded their NMED residential SSLs or EPA residential RSSLs. Though some explosives are present in the surface and subsurface soils at the OD Unit, the concentrations detected indicate that the site is not significantly contaminated with explosives due to past site activities.

Dioxins and furans were evaluated according to the procedures provided by the EPA and the WHO. The highest calculated TEQ for the OD and OB Unit soil samples was 7.4×10^{-6}, which is approximately one order of magnitude less than the NMED residential SSL.

5.3 Fate and Transport

There are no water supply wells in the area of the OD Unit. Groundwater is present in several groundwater units including alluvial and bedrock aquifers. The groundwater units appear to be well connected in the area of the OD Unit, but due to the complex geology may not be well connected to the regional groundwater aquifer. The low concentrations of perchlorate detected at the OD Unit is unlikely to impact groundwater resources in the regional aquifer and will likely continue to dissipate over time through natural attenuation.

Contaminants present in surface and subsurface soil at the OD Unit do not represent a threat to human health and the environment due to the overall detections that do not exceed NMED residential SSLs. Groundwater is present at the site depths greater than 80 ft in the shallowest well. It is unlikely that precipitation will mobilize contaminants into groundwater units at the site.

6.0 SUMMARY AND CONCLUSIONS

Four groundwater monitoring wells were installed in May and June 2015. Monitoring wells were installed around the perimeter of the OD Unit with one well installed in the upgradient direction and three wells installed in the downgradient direction. Monitoring wells were completed in the first water encountered during drilling. Due to the complex geology of the area, two of the monitoring wells are installed in the alluvial sediments overlying bedrock while two monitoring wells are installed in the bedrock formations.

Four quarters of groundwater samples were collected from the installed monitoring wells. Groundwater levels generally decreased slightly over these four quarters of monitoring. The groundwater samples were analyzed for VOC, SVOCs, explosives, perchlorate, white phosphorus, target analyte list metals, dioxins and furans, total dissolved solids, alkalinity, anions and cations, and total organic carbon.

Manganese, fluoride, and total dissolved solids concentrations exceeded the NMWQCC-HHS in some groundwater samples, but did not exceed NMED calculated Background values for the area. Calcium was detected in some samples at concentrations that exceeded the NMED calculated Background value; there is no established NMWQCC-HHS or EPA MCL for calcium. Iron exceeded the EPA MCL in a few samples but did not exceed the NMWQCC-HHS nor the NMED calculated Background values for the area. Detected VOCs and SVOCs did not exceed the NMWQCC-HHS in the groundwater samples. Perchlorate was detected in monitoring well KAFB-2903 above the screening level of 4 µg/L stated in the RCRA Part X Permit for the OD Unit during the first and second quarter of groundwater sampling with concentrations of 4.7 µg/L and 4.1 µg/L, respectively. All other perchlorate concentrations were below the screening level for all samples. There is no established NMWQCC-HHS or EPA MCL for perchlorate, though the EPA has established an interim drinking water health advisory level of 15 µg/L (EPA, 2008a). All other analytes were detected at levels below their respective standards or were not detected. An additional four quarters of groundwater monitoring are planned in accordance with the OD Unit Closure Plan to continue to evaluate groundwater quality near the OD Unit.

Surface soil incremental sampling was conducted to identify the concentrations of metals and explosives in surface soil that exceed residential soil screening levels. Results of the incremental sampling showed that metals concentrations detected across the OD Unit are reflective of naturally-occurring metals concentrations and none of the detected explosives or perchlorate concentrations exceeded the NMED residential SSLs.

Discrete soil samples were collected from the OD and OB Units. The results indicated that metals concentrations are reflective of naturally-occurring metals concentrations. None of the detected VOCs or SVOCs exceeded the NMED residential SSLs. Perchlorate was detected in only one sample at a concentration exceeding the NMED residential SSL. None of the other detected explosives exceeded their screening values.

The soil and groundwater sampling results indicate that there are limited impacts to the site as a result of past site usage for open burning and open detonation.

6.1 Recommendations

Four additional quarters of groundwater sampling at each groundwater monitoring well are planned for the OD Unit in accordance with the Open Detonation Unit Closure Plan. These additional data will be used to continue to evaluate possible impacts to groundwater in the OD Unit area. Based on data gathered to date, no further groundwater investigation is recommended for the OD Unit beyond what is planned in the OD Unit Closure Plan. All groundwater data will be compiled into a Closure Report for the OD Unit.

Additional discrete soil sampling is planned for the OD Unit in accordance with the Open Detonation Unit Closure Plan and are expected to further delineate the presence of perchlorate at the OD Unit and continue to evaluate other potential contaminants. Based on data gathered to date, no further investigation or remediation of soil is recommended beyond what is planned in the OD Unit Closure Plan.

All soil data will be compiled into a Closure Report for the OD Unit.

REFERENCES

40 Code of Federal Regulations 264.601 Environmental Performance Standards. Code of Federal Regulations.

59 Federal Register 7629. Presidential Executive Order (EO) 12898, Federal Actions to Address Environmental Justice in Minority Populations and Low-Income Populations.

DoD, 2000. U.S. Department of Defense Policy. 63 Fed. Reg. 26846. May 14.

EPA, 2015. Regional Screening Level Summary Table. U.S. Environmental Protection Agency. November.

EPA, 2008a. *Interim Drinking Water Health Advisory for Perchlorate*. Health and Ecological Criteria Division, Office of Science and Technology, Office of Water, U.S. Environmental Protection Agency. EPA 822-R-08-025. December.

EPA, 2008b. Framework for Application of the Toxicity Equivalence Methodology for Polychlorinated Dioxins, Furans, and Biphenyls in Ecological Risk Assessment. EPA 100/R-08/004

EPA, 1996. *EPA Test Methods for Evaluating Solid Waste Physical/Chemical Methods (SW-846) 3rd ed. with updates.* U.S. Environmental Protection Agency.

Heynekamp, M.R., L.B. Goodwin, P.S. Mozley, and W.C. Haneberg (1999) Controls on Fault-Zone Architecture in Poorly Lithified Sediments, Rio Grande Rift, New Mexico: Implications for Fault-Zone Permeability and Fluid Flow. In Faults and Subsurface Fluid Flow. Geophysical Monograph Series, AGU special volume. W.C. Haneberg, P.S. Mozley, L.C. Moore, L.B. Goodwin, eds.

NMAC 20.6.2.3103. Standards for Groundwater of 10,000 mg/L TDC Concentration or Less. New Mexico Administrative Code.

NMED, 2015. New Mexico Environment Department Soil Screening Levels Guidelines. New Mexico Environment Department, Santa Fe, New Mexico. July.

NMED, 2010. Hazardous Waste Treatment Facility Operating Permit, EPA ID No. NM9570024423, Open Detonation Unit, Kirtland Air Force Base, Bernalillo County, New Mexico. New Mexico Environment Department, Hazardous Waste Bureau. July.

NMED, 1997. Approved Background Concentrations, Sandia National Laboratories/Kirtland Air Force Base. New Mexico Environment Department, Hazardous and Radioactive Materials Bureau, RCRA Permits Management Program, Santa Fe, New Mexico. September.

NMED, 1995. Background Ground-Water Quality of the Kirtland Air Force Base Area, Bernalillo County, New Mexico. New Mexico Environmental Department, Hazardous and Radioactive Materials Bureau. January.

OSE, 2005. Rules and Regulations Governing Well Driller Licensing: Construction, Repair, and Plugging of Wells. 19.27.4 New Mexico Administrative Code. August 31.

REFERENCES (CONCLUDED)

SNL/NM, 2011a. *Groundwater Monitoring Well Installation Report for SWMU 8 (Open Dump Coyote Canyon Blast Area), SWMU 58 (Coyote Canyon Blast Area), and SWMU 68 (Open Burn Site).* Environmental Restoration Operations. Sandia National Laboratories/New Mexico. November.

SNL/NM, 2011b. *Annual Groundwater Monitoring Report Calendar Year 2010, Sandia Report SAND2011-5781P*. Groundwater Protection Program. Sandia National Laboratories/New Mexico. September

SNL/NM, 2005. *Hydrogeology of EOD Well and Possible Sources of Perchlorate at Sandia National Laboratories/New Mexico and Kirtland Air Force Base*. Sandia National Laboratories/New Mexico, ER Project, Department 6146. September.

SNL/NM, 1997. *Addressing Environmental Justice Under the National Environmental Policy Act at Sandia National Laboratories/New Mexico.* Sandia National Laboratories, Albuquerque, New Mexico.

SNL/NM, 1995. *Site-Wide Hydrogeologic Characterization Project Calendar Year 1997*. Annual Report. Sandia National Laboratories, New Mexico.

USAF, 2015. Open Detonation Unit Closure Plan. U.S. Air Force, Kirtland Air Force Base, New Mexico. July.

USAF, 2013. Open Burn Unit Closure Plan. U.S. Air Force, Kirtland Air Force Base, New Mexico. July.

USAF, 2008. *Long-Term Groundwater Monitoring Summary Report, Fiscal Year 2007*. U.S Air Force, Kirtland Air Force Base, New Mexico. September.

U.S. Bureau of Census, 1998. *Estimations of the Population of States by Race and Hispanic Origin: April 1, 1990 and July 1, 1996.* January.

U.S. Bureau of Census, 1997. *Estimates of the Population of States by Race and Hispanic Origin: April 1, 1990 and July 1, 1996.* January.

U.S. Bureau of Census, 1996. "Persons by Poverty Status in 1969, 1979, and 1989, by State," *Census Historical Poverty Tables,* CPH-L-162. June.

U.S. Bureau of Census, 1990. *Poverty Thresholds: 1989.* Washington, D.C.

WHO, 2006. Review: The 2005 World Health Organization Reevaluation of Human and Mammalian Toxic Equivalency Factors for Dioxins and Dioxin-Like Compounds. Toxicological Sciences 93(2), 223-241. July 7.

FIGURES

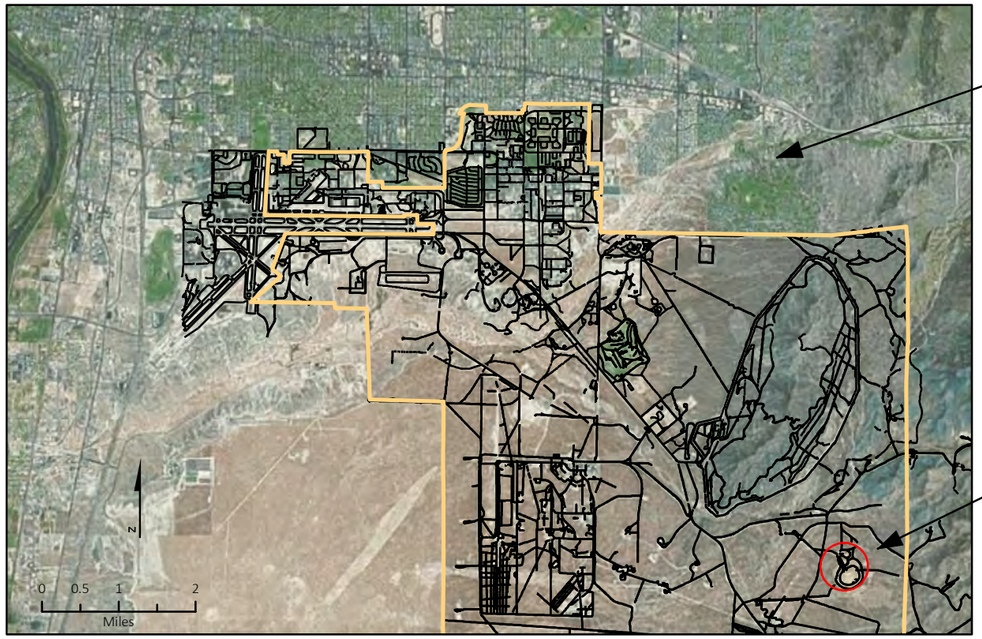

Kirtland Air Force Base

Open Burn/Open Detonation Unit

LEGEND

- Kirtland Air Force Base
- Site Location
- Local Road

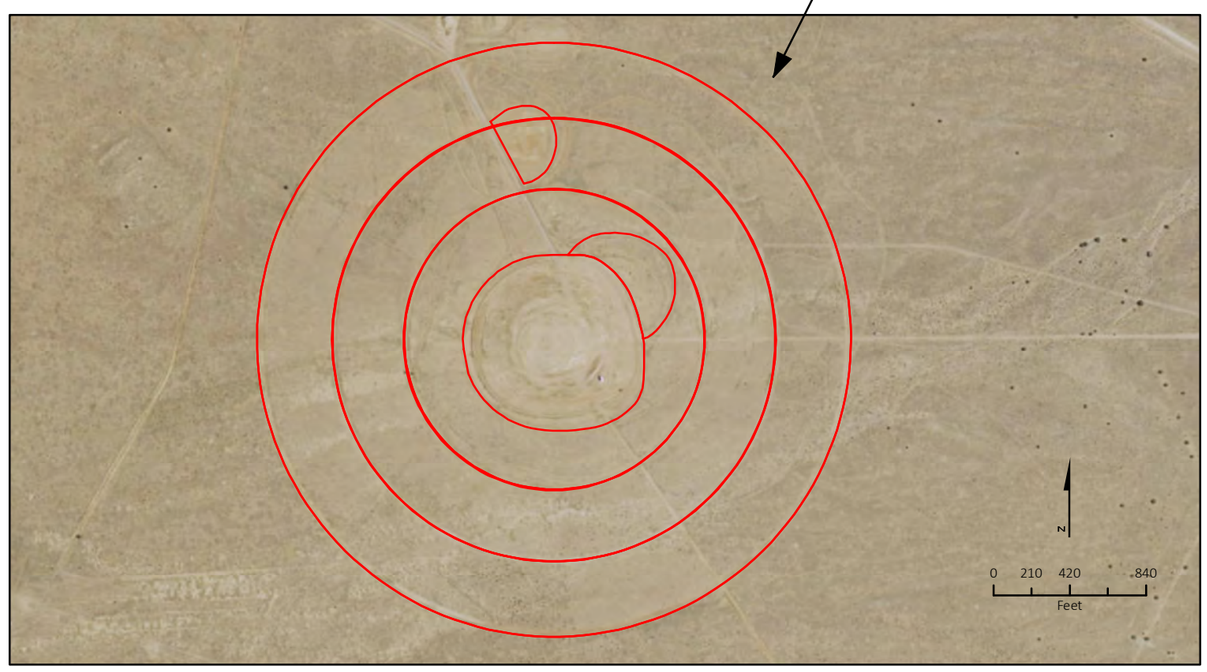

Figure 1-1
Site Location
2015 Annual Monitoring Report
Open Detonation Unit
Kirtland Air Force Base, New Mexico

ch2m

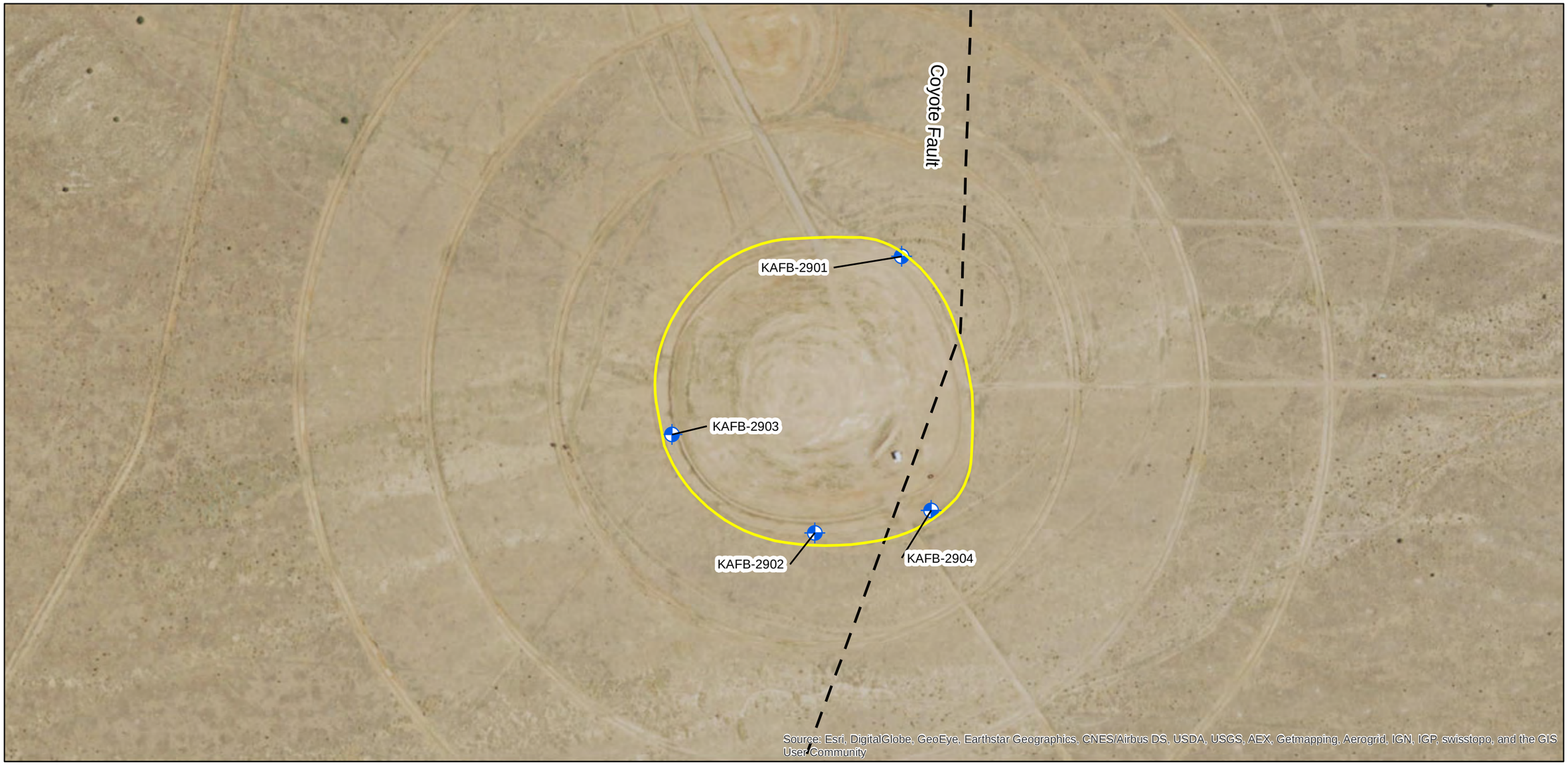

LEGEND

Monitoring Well

Coyote_Fault

OD Unit

N

0 115 230 460

Feet

Figure 1-2
Site Map
2015 Annual Monitoring Report
Open Detonation Unit
Kirtland Air Force Base, New Mexico

ch2m

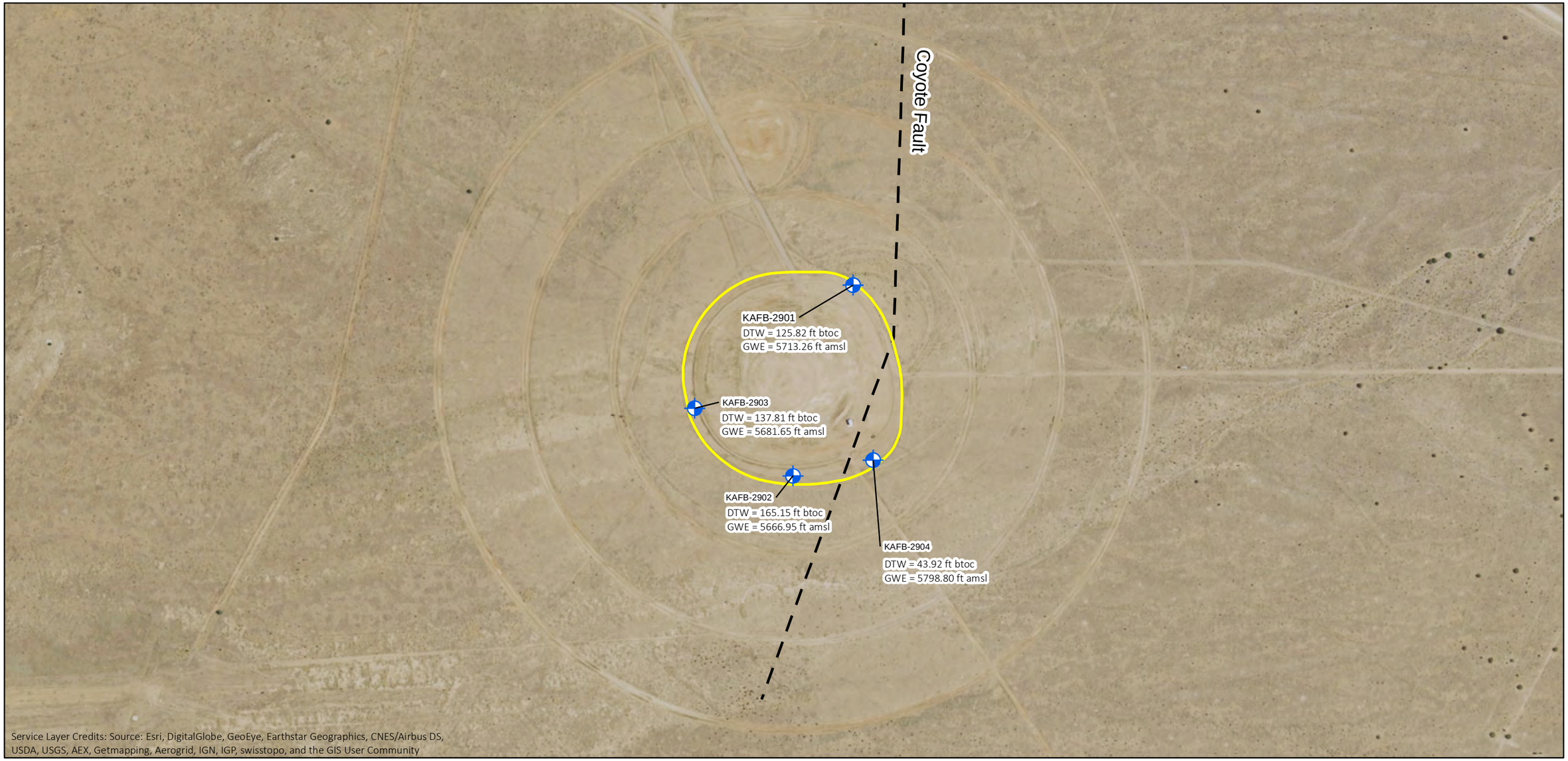

LEGEND

Monitoring Well

Coyote_Fault

OD Unit

Notes:
DTW = Depth to Water in units of ft btoc (feet below top of casing)

GWE = Groundwater Elevation in units of ft amsl (feet above mean sea level)

Fault line is extrapolated based on observed geologice conditions from 2015 soil borings

N

0 165 330 660
Feet

Figure 2-1
First Quarter Groundwater Elevations - June 2015
2015 Annual Monitoring Report
Open Detonation Unit
Kirtland Air Force Base, New Mexico

ch2m

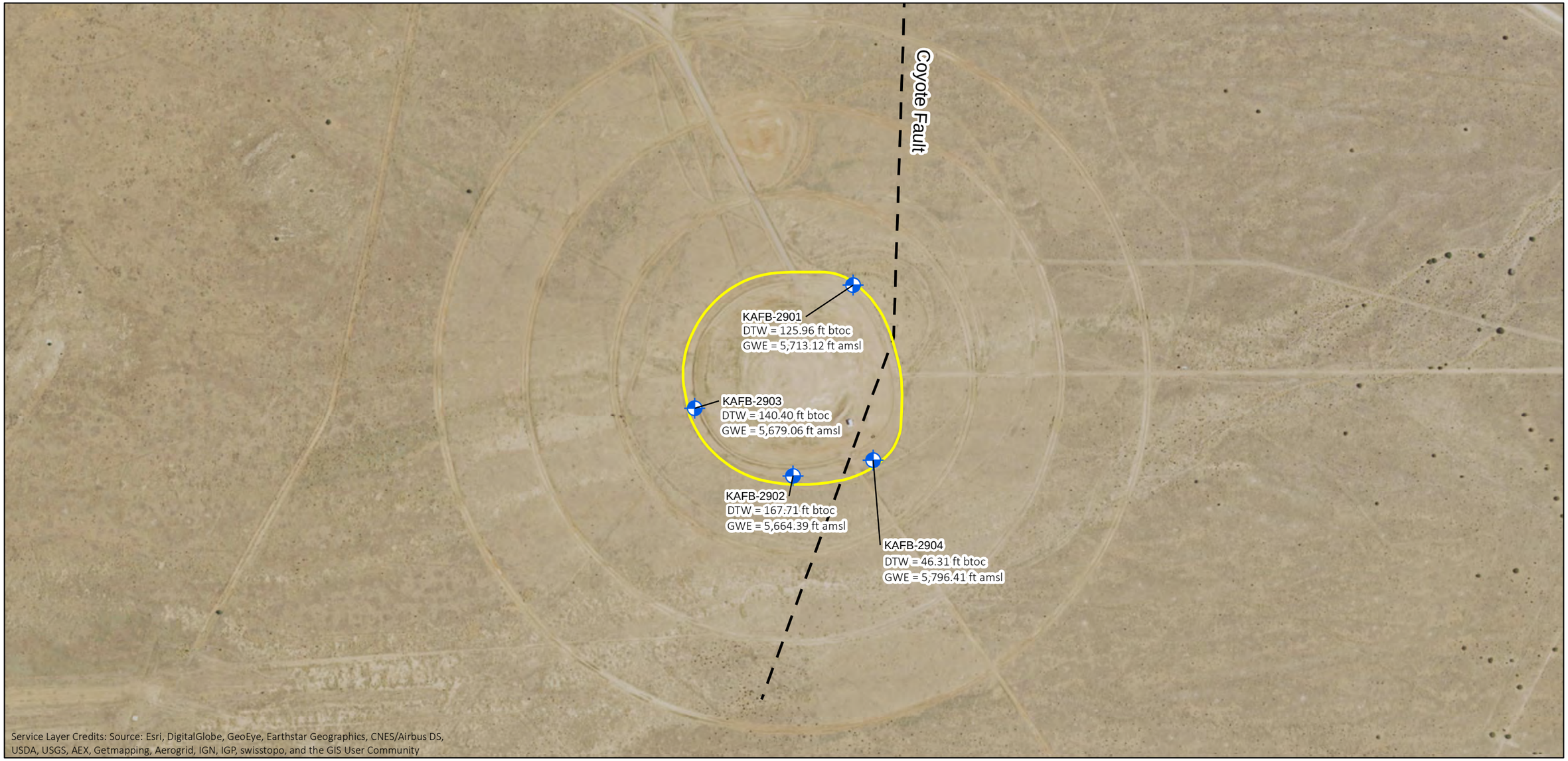

LEGEND

Monitoring Well

Coyote_Fault

OD Unit

Notes:

DTW = Depth to Water in units of ft btoc (feet below top of casing)

GWE = Groundwater Elevation in units of ft amsl (feet above mean sea level)

Fault line is extrapolated based on observed geologice conditions from 2015 soil borings

N

0 165 330 660

Feet

Figure 2-2
Second Quarter Groundwater Elevations - September 2015
2015 Annual Monitoring Report
Open Detonation Unit
Kirtland Air Force Base, New Mexico

ch2m

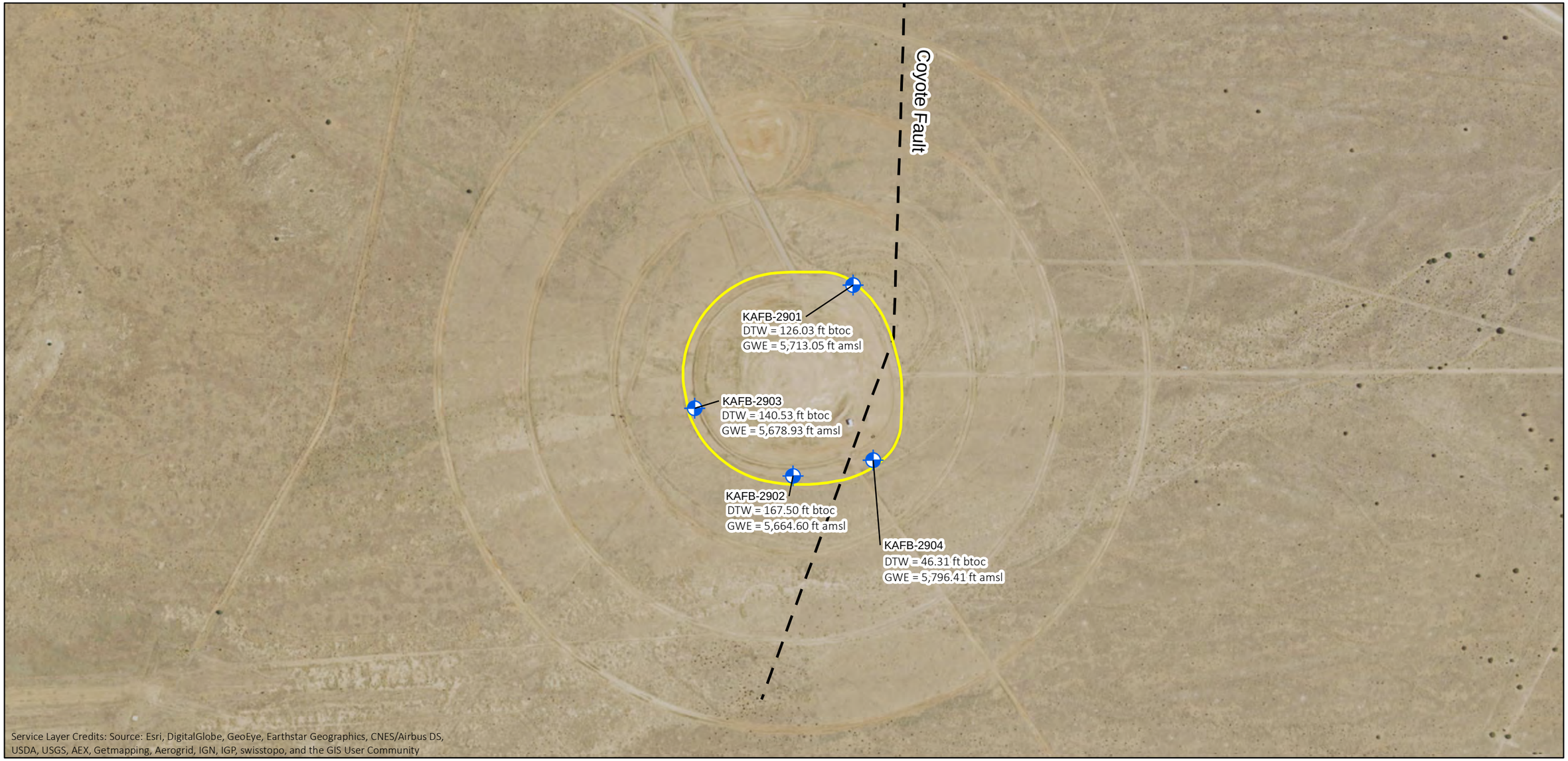

LEGEND

Monitoring Well

Coyote_Fault

OD Unit

Notes:

DTW = Depth to Water in units of ft btoc (feet below top of casing)

GWE = Groundwater Elevation in units of ft amsl (feet above mean sea level)

Fault line is extrapolated based on observed geologice conditions from 2015 soil borings

N

0 165 330 660

Feet

Figure 2-3
Third Quarter Groundwater Elevations - December 2015
2015 Annual Monitoring Report
Open Detonation Unit
Kirtland Air Force Base, New Mexico

ch2m

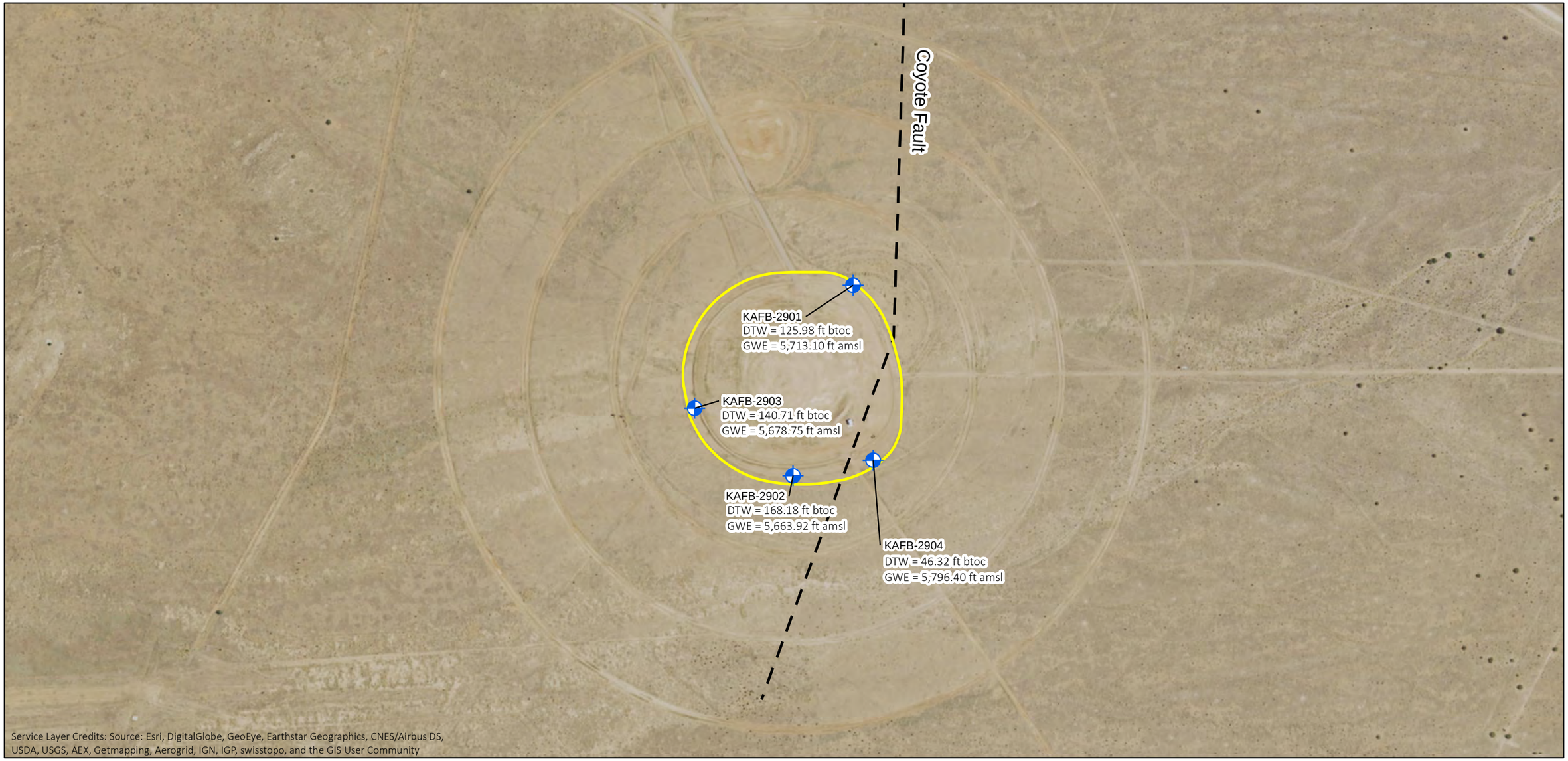

LEGEND

Monitoring Well

Coyote_Fault

OD Unit

Notes:

DTW = Depth to Water in units of ft btoc (feet below top of casing)

GWE = Groundwater Elevation in units of ft amsl (feet above mean sea level)

Fault line is extrapolated based on observed geologice conditions from 2015 soil borings

N

0 165 330 660

Feet

Figure 2-4
Fourth Quarter Groundwater Elevations - February 2015
2015 Annual Monitoring Report
Open Detonation Unit
Kirtland Air Force Base, New Mexico

ch2m

Figure 2-5. Monitoring Well KAFB-2901 Hydrograph, June 2015 through February 2016

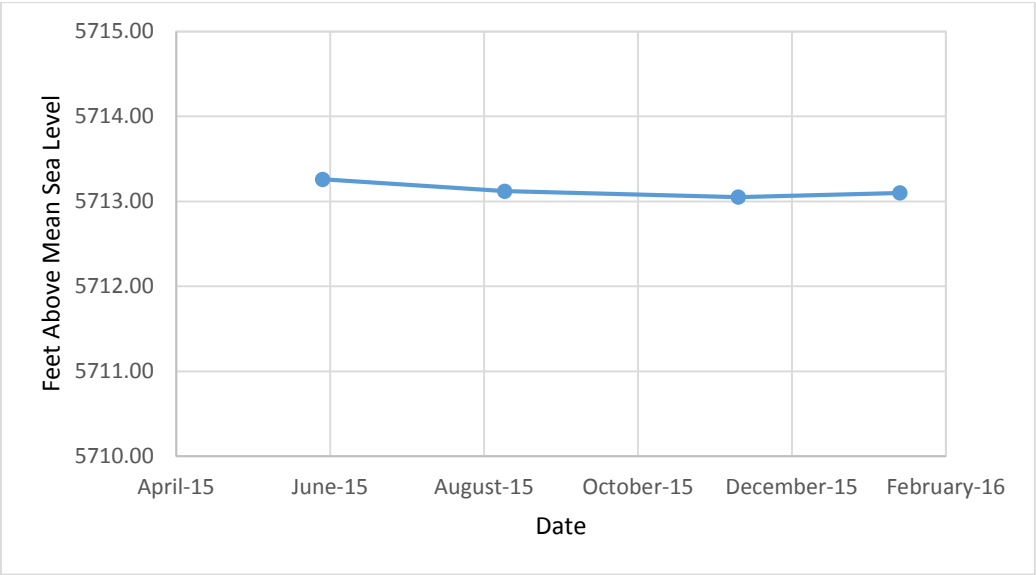

Figure 2-6. Monitoring Well KAFB-2902 Hydrograph, June 2015 through February 2016

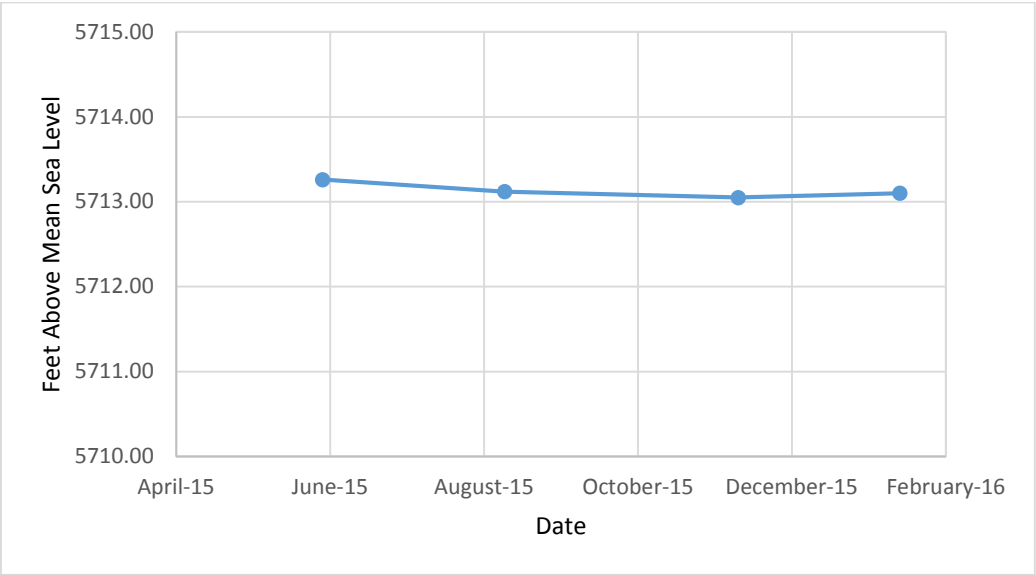

Figure 2-7. Monitoring Well KAFB-2903 Hydrograph, June 2015 through February 2016

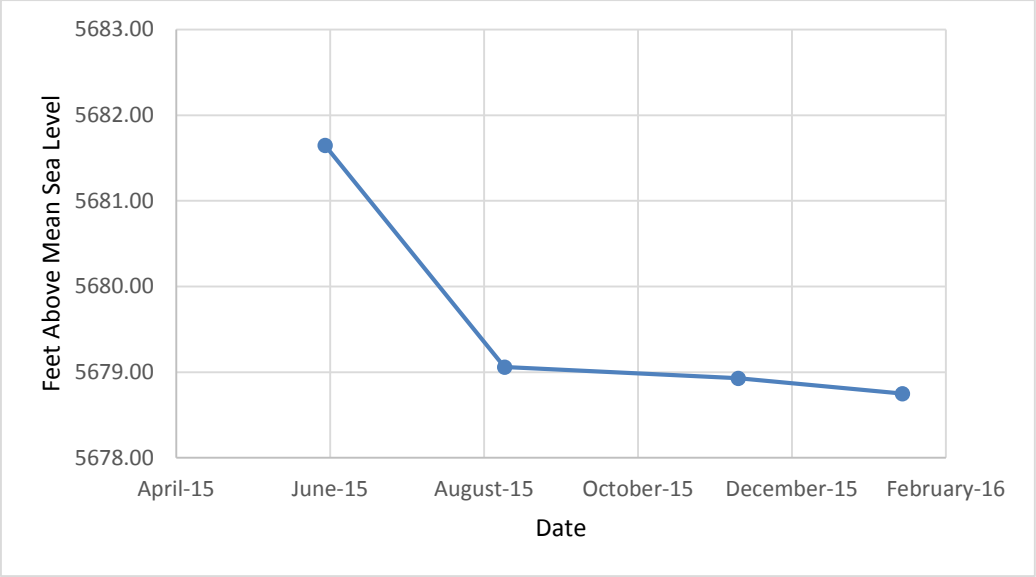

Figure 2-8. Monitoring Well KAFB-2904 Hydrograph, June 2015 through February 2016

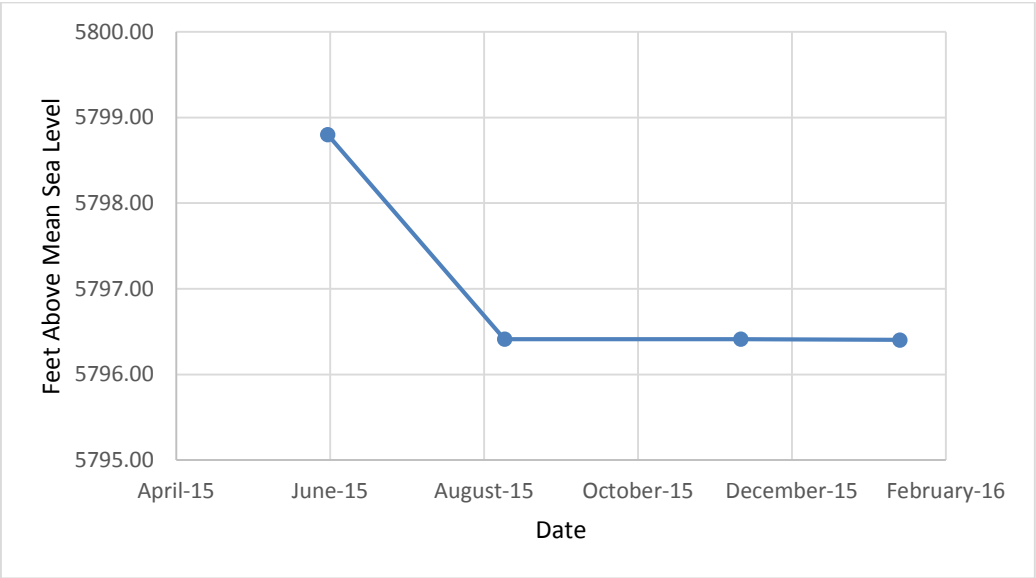

Figure 2-9. Perchlorate Concentrations for Groundwater Samples at the Open Detonation Unit, June 2015 through February 2016

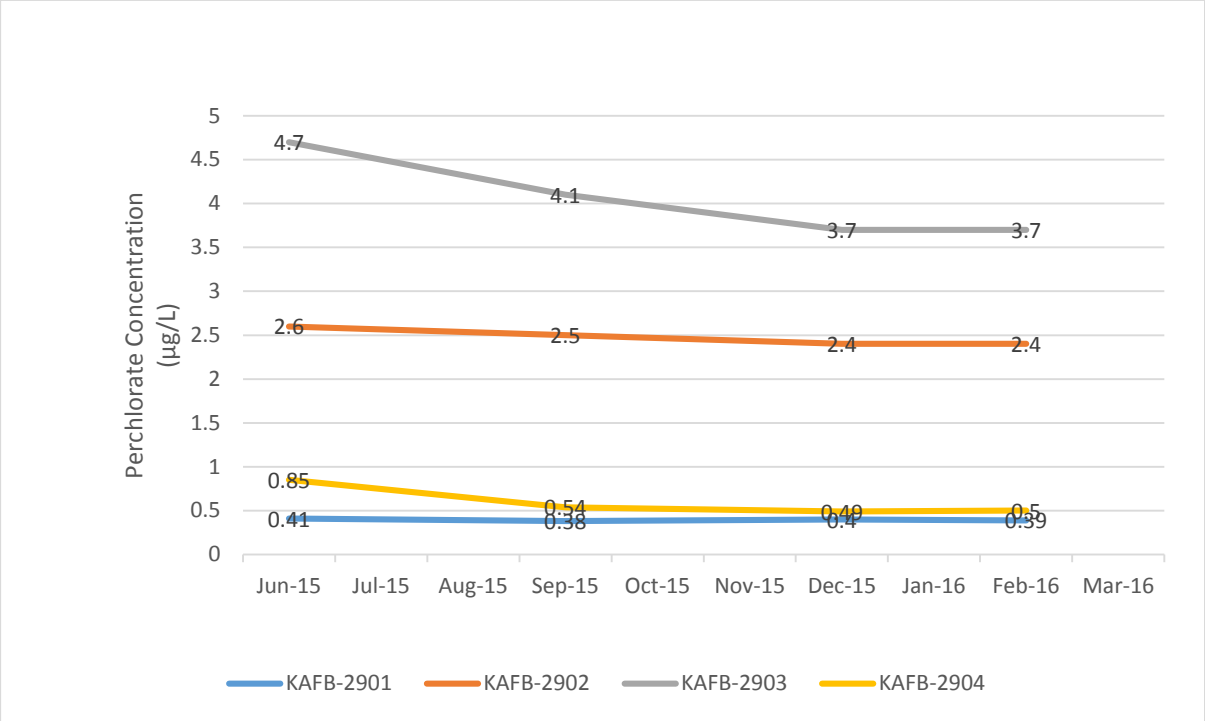

Figure 2-10. Piper Diagram for Groundwater Samples Collected at the Open Detonation Unit

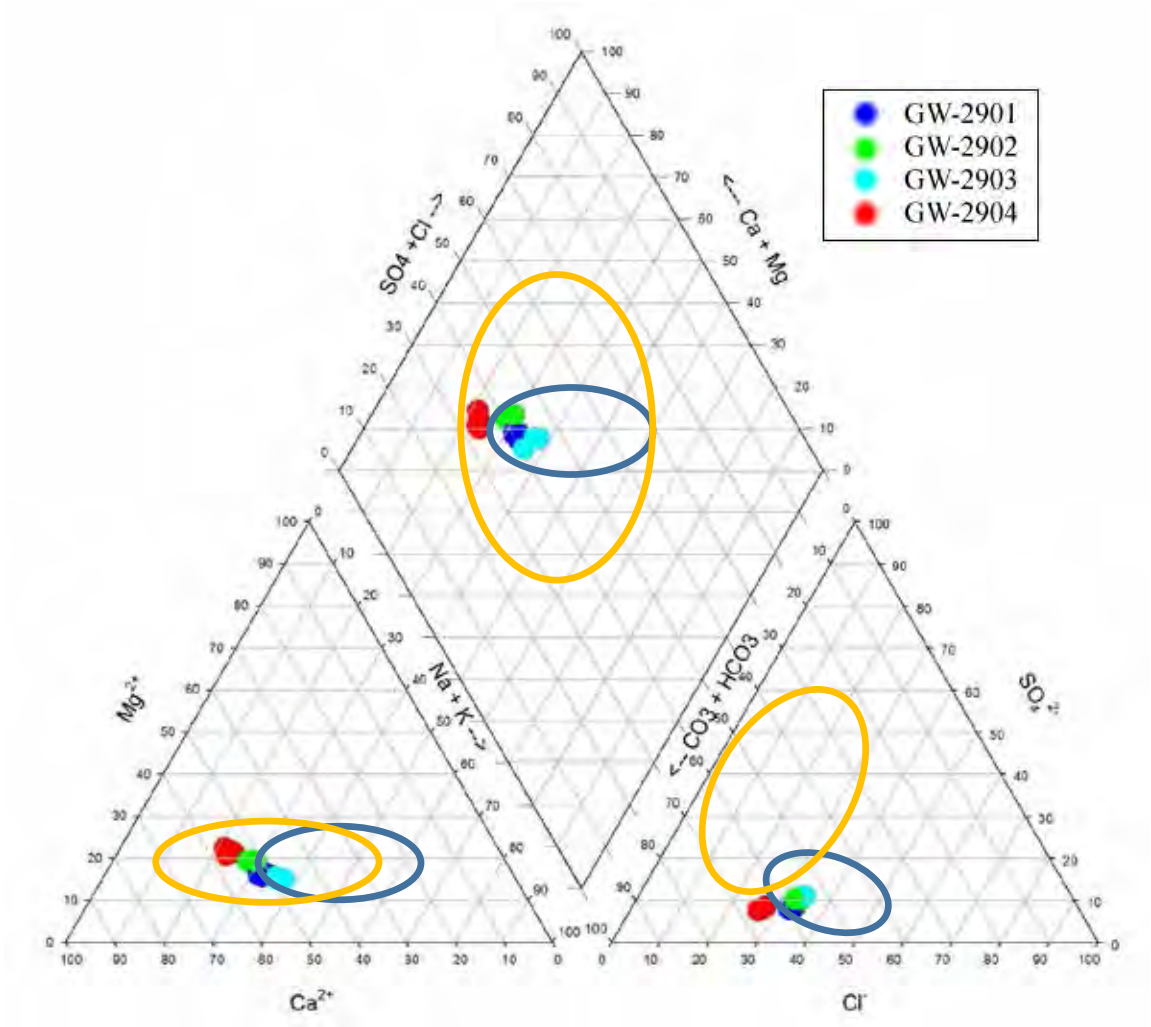

Range of Low Total Dissolved Solid (TDS) Groundwater (NMED, 1995)

Range of High TDS Groundwater (NMED, 1995)

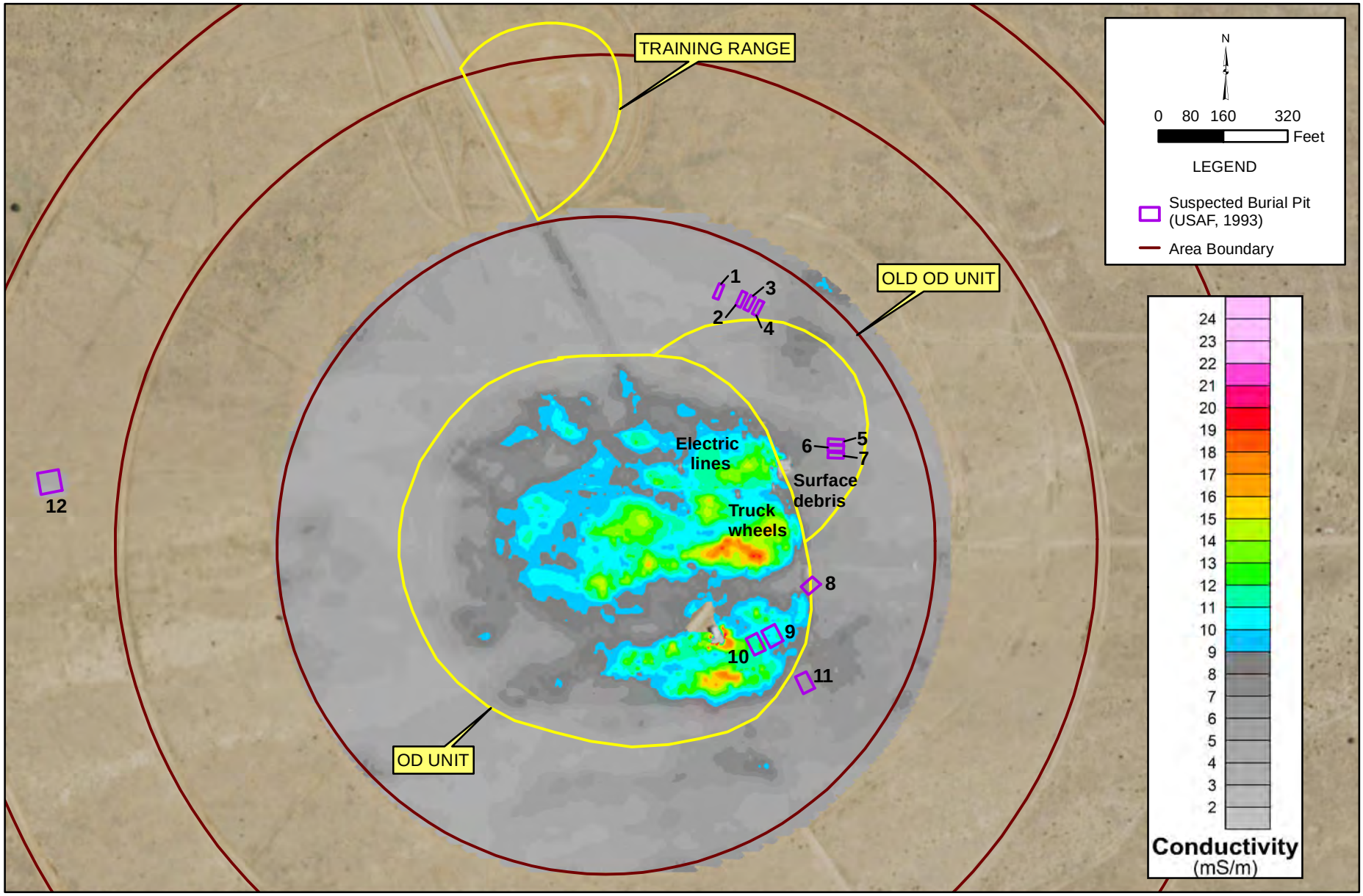

FIGURE 3-1
DIGITAL GEOPHYSICAL MAPPING EM31-MK2 CONDUCTIVITY RESPONSE
2015 ANNUAL MONITORING REPORT
OPEN DETONATION UNIT
KIRTLAND AIR FORCE BASE, NEW MEXICO

\\Roswell\Arcinfo\Av_Proj\kirtland\OBOD\MapFiles\2015 Annual Monitoring Report\Figure_3-1_EM31-MK2_ConductivityResponse.mxd

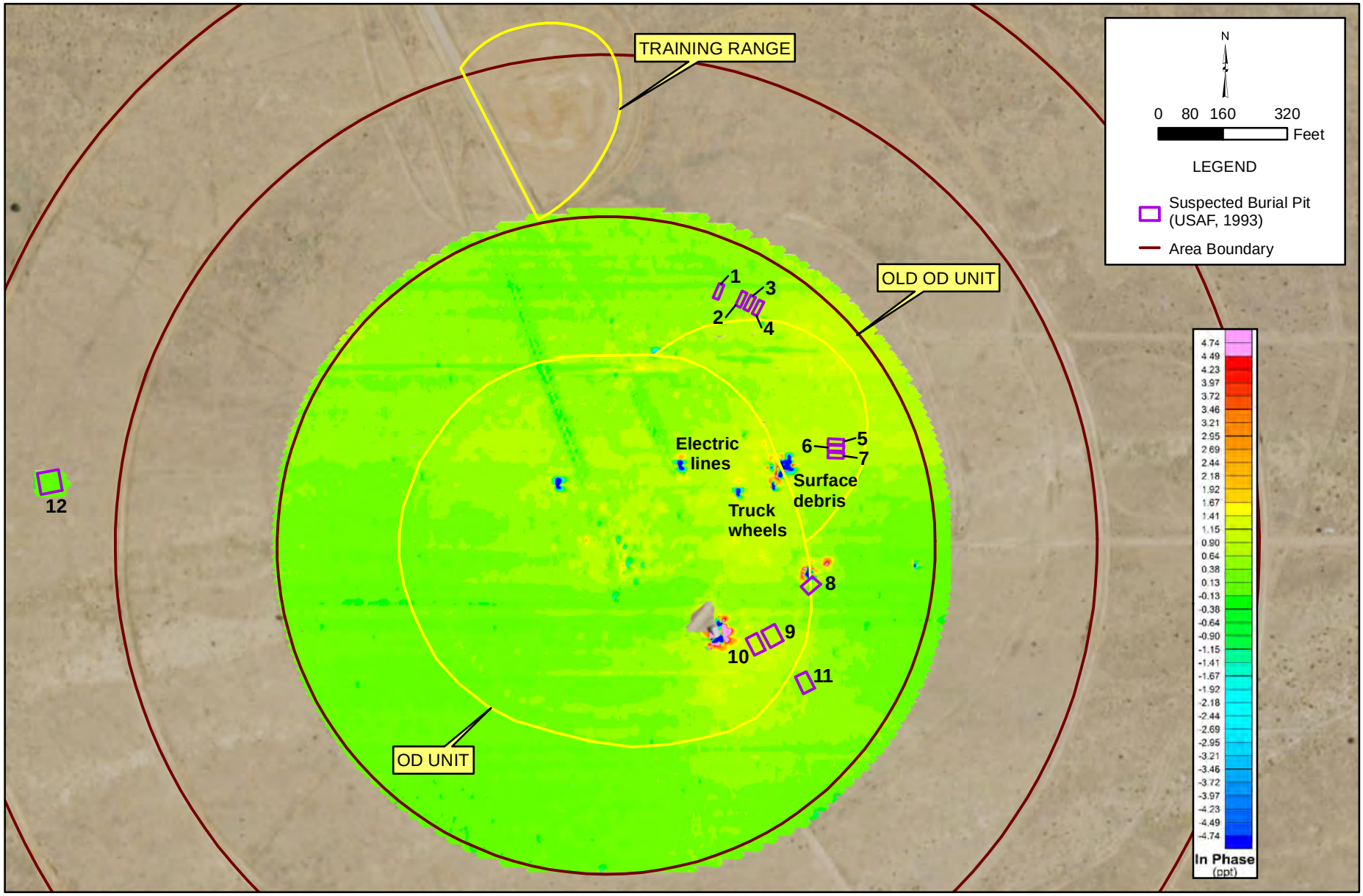

FIGURE 3-2
DIGITAL GEOPHYSICAL MAPPING EM31-MK2 INPHASE RESPONSE
2015 ANNUAL MONITORING REPORT
OPEN DETONATION UNIT
KIRTLAND AIR FORCE BASE, NEW MEXICO

\\Roswell\Arcinfo\Av_Proj\kirtland\OBOD\MapFiles\2015 Annual Monitoring Report\Figure_3-2_EM31-MK2_InphaseResponse.mxd

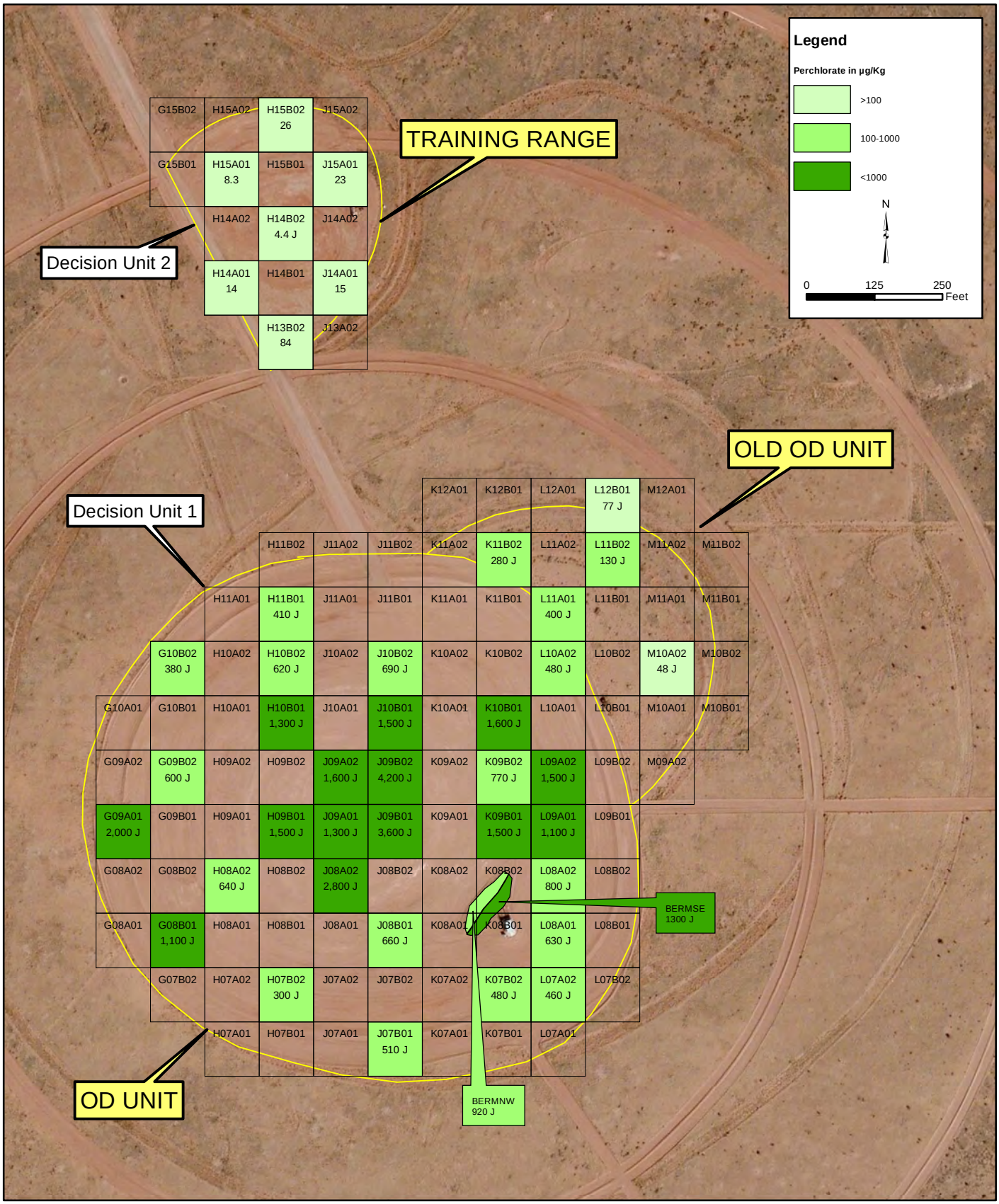

FIGURE 4-1
INCREMENTAL SOIL SAMPLING PERCHLORATE CONCENTRATIONS
2015 ANNUAL MONITORING REPORT
OPEN DETONATION UNIT
KIRTLAND AIR FORCE BASE, NEW MEXICO

\\Roswell\Arcinfo\Av_Proj\kirtland\OBOD\MapFiles\2015 Annual Monitoring Report\Figure_4-1_ISS_Perchlorate_Conc.mxd

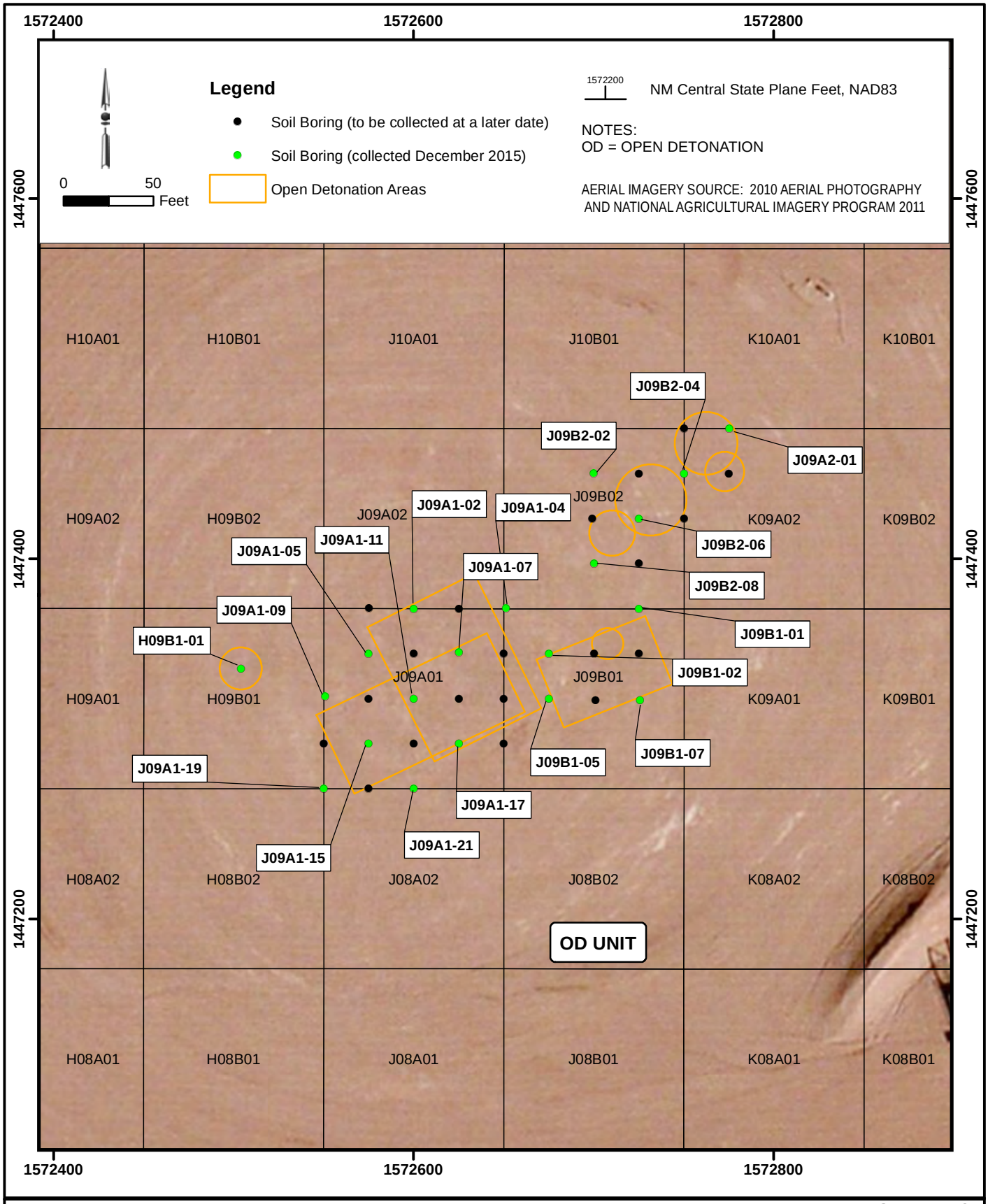

FIGURE 4-2
DISCRETE SOIL SAMPLING LOCATIONS
SOIL SAMPLES COLLECTED IN DECEMBER 2015
2015 ANNUAL MONITORING REPORT
OPEN DETONATION UNIT
KIRTLAND AIR FORCE BASE, NEW MEXICO

\\ROSWELL\ARCINFO\AV_PROJ\KIRTLAND\OBOD\MAPFILES\2015 ANNUAL MONITORING REPORT\FIGURE_4-2_DEC15_DISCRETESOILSAMPLES.MXD 3/21/2016 11:23:09 AM

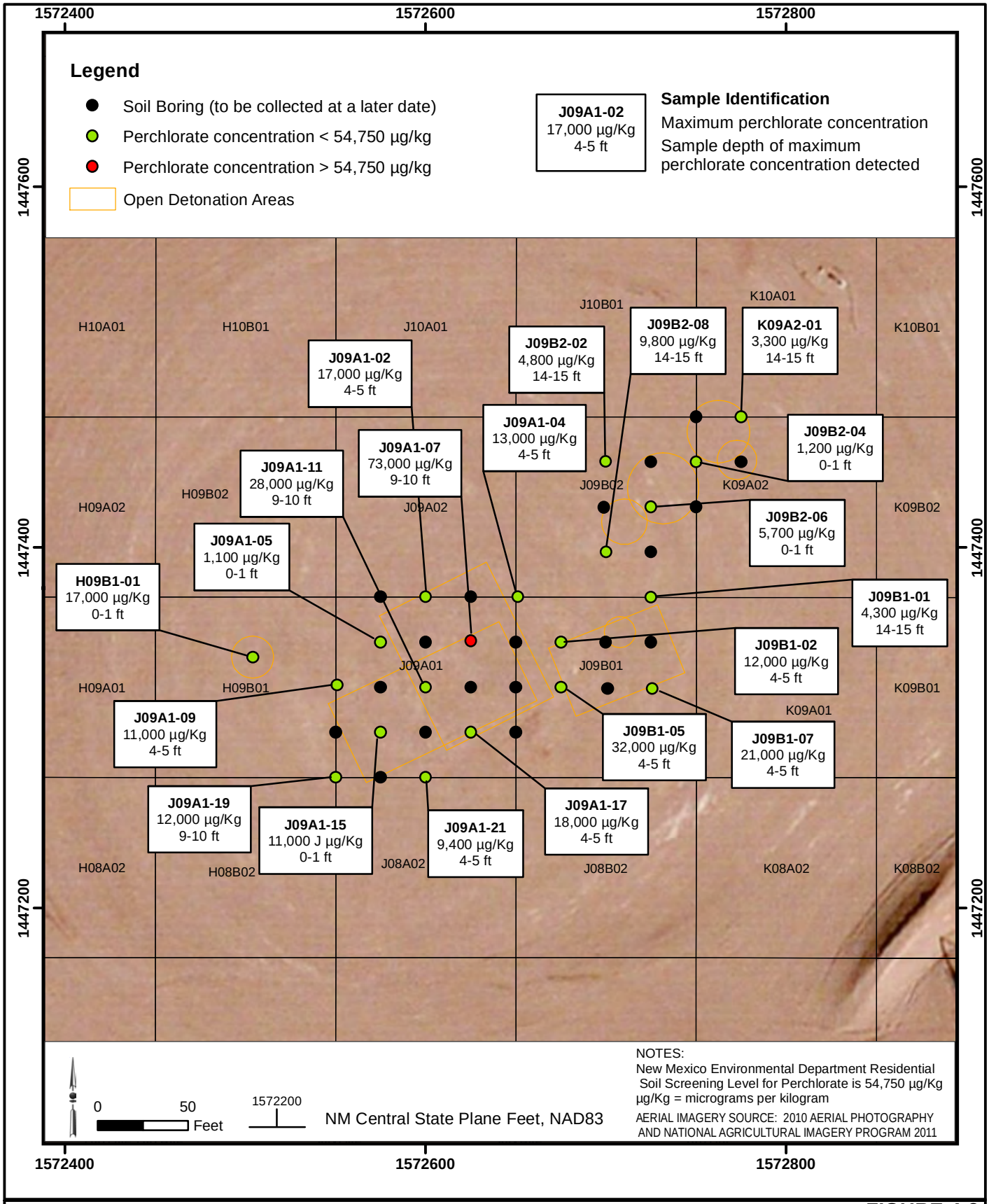

FIGURE 4-3
DISCRETE SOIL SAMPLING PERCHLORATE CONCENTRATIONS
SOIL SAMPLES COLLECTED IN DECEMBER 2015
2015 ANNUAL MONITORING REPORT
OPEN DETONATION UNIT
KIRTLAND AIR FORCE BASE, NEW MEXICO

\\ROSWELL\ARCINFO\AV_PROJ\KIRTLAND\OBOD\MAPFILES\2015 ANNUAL MONITORING REPORT\FIGURE_4-3_PERCHLORATE_ODOB_DEC15.MXD 3/21/2016 11:21:11 AM

TABLES

Table 2-1. Well Completion Information for Monitoring Wells KAFB-2901, KAFB-2902, KAFB-2903, and KAFB-2904

Well Name	Total Depth (feet bgs)[a]	Initial Depth to Groundwater (feet bgs)[a]	Depth to Top and Bottom of Screen (feet bgs)[a]	Survey Data[b]	Geologic Material at Screen Interval
KAFB-2901	150	123.5	121-141	E = 1572925.72 N = 1447772.87 GS = 5836.73 TC = 5839.08	Basin Fill – Unconsolidated Alluvium
KAFB-2902	185	165.1	160-180	E = 1572652.28 N = 1446904.74 GS = 5829.69 TC = 5832.10	Basin Fill – Unconsolidated Alluvium
KAFB-2903	190	137.8	165-185	E = 1572204.06 N = 1447212.70 GS = 5817.03 TC = 5819.46	Granitic Bedrock
KAFB-2904	83	43.92	58-78	E = 1573017.53 N = 1446974.82 GS = 5840.43 TC = 5842.72	Limestone Bedrock

[a] All depth to water measurements were made from the top of the PVC casing.
[b] Coordinates give in New Mexico State Plane 3002 feet, North American Datum 83
bgs = below ground surface
E = easting
GS = ground surface elevation, feet above mean sea level
N = northing
TC = top of casing elevation, feet above mean seal level

Table 2-2. Groundwater Elevations for Monitoring Wells KAFB-2901, KAFB-2902, KAFB-2903, and KAFB-2904 from June 2015 through February 2016

Well Name	Measuring Point Elevation (feet)[a]	Ground Surface Elevation (feet)[a]	Depth to Top of Screen (feet)	Depth to Bottom of Screen (feet)	Measurement Date	Depth to Water (feet)[b]	Groundwater Elevation (feet above mean sea level)
KAFB-2901	5839.08	5836.73	121	141	6/22/2015	125.82	5713.26
					9/1/2015	125.96	5713.12
					12/1/2015	126.03	5713.05
					2/2/2016	125.98	5713.10
KAFB-2902	5832.10	5829.69	160	180	6/22/2015	165.15	5666.95
					9/1/2015	167.71	5664.39
					12/2/2015	167.5	5664.60
					2/3/2016	168.18	5663.92
KAFB-2903	5819.46	5817.02	165	185	6/23/2015	137.81	5681.65
					9/1/2015	140.4	5679.06
					12/1/2015	140.53	5678.93
					2/3/2016	140.71	5678.75
KAFB-2904	5842.72	5840.43	58	78	6/24/2015	43.92	5798.80
					9/1/2015	46.31	5796.41
					12/2/2015	46.31	5796.41
					2/2/2016	46.32	5796.40

[a] Sea Level Datum 1929 (SLD29)
[b] All depth to water measurements were made from the top of the PVC casing (measuring point elevation).

Table 2-3. Detected Analytes for Groundwater Samples for the Open Detonation Unit, June 2015 through February 2016 (Page 1 of 2)

Analyte	NMED Calculated Background Values (Jan 1995)[a]	DOE Suggested Maximum Background Values (Dec 1997)[b]	New Mexico Groundwater Quality Standard[c]	Location	KAFB-2901				KAFB-2902					KAFB-2903				KAFB-2904						
				Sample Identification	OT-29-GW-2901-JUNE2015	OT29-GW-2901-01092015	OT29-GW-2901-01122015	OT29-GW-2901-02022016	OT-29-GW-2902-JUNE2015	OT-29-FD-2902-JUNE2015	OT29-GW-2902-01092015	OT29-GW-2902-02122015	OT29-GW-2902-03022016	OT-29-GW-2903-JUNE2015	OT29-GW-2903-02092015	OT29-GW-2903-01122015	OT29-GW-2903-03022016	OT-29-GW-2904-JUNE2015	OT29-GW-2904-01092015	OT29-FD-2904-01092015	OT29-GW-2904-02122015	OT29-FD-2904-02122015	OT29-GW-2904-02022016	OT29-FD-2904-02022016
				Sample Type	N	N	N	N	N	FD	N	N	N	N	N	N	N	N	N	FD	N	FD	N	FD
				Sample Depth	121-141(ft)	121-141(ft)	121-141(ft)	121-141(ft)	160-180(ft)	160-180(ft)	160-180(ft)	160-180(ft)	160-180(ft)	165-185(ft)	165-185(ft)	165-185(ft)	165-185(ft)	58-78(ft)	58-78(ft)	58-78(ft)	58-78(ft)	58-78(ft)	58-78(ft)	58-78(ft)
				Sample Date	06/29/15	09/01/15	12/01/15	02/02/16	06/22/15	06/22/15	09/01/15	12/02/15	02/03/16	06/23/15	09/02/15	12/01/15	02/03/16	06/24/15	09/01/15	09/01/15	12/02/15	12/02/15	02/02/16	02/02/16
				EPA Maximum Contaminant Levels/ Secondary Contaminant Levels[d]																				
Alkalinity by Method A2320 (mg/L)																								
Alkalinity	2217	--	--	--	720	720	750	678	750	750	720	750	710	630	650	660	639	760	820	810	860	860	785	813
Bicarbonate Alkalinity	--	--	--	--	720	720	750	678	750	750	720	750	710	630	650	660	639	760	820	810	860	860	785	813
Ammonia by Method E350.1 (mg/L)																								
Ammonia as N	--	--	--	--	0.05 U	0.05 U	0.05 U	0.05 U	0.5 U	0.046 J	0.05 U	0.05 U	0.05 U	0.05 U	0.05 U	0.05 U	0.05 U	0.05 U	0.05 U	0.05 U	0.05 U	0.05 U	0.05 U	0.05 U
Total Dissolved Solids by Method SM2540C (mg/L)																								
Total Dissolved Solids	2250	--	1000	--	**1300**	**1300**	**1300**	**1300**	**1300**	**1300**	**1300**	**1100**	**1300**	**1200**	**1100 J**	**1200**	**1200 J**	**1300**	**1300**	**1300**	**1300 J**	**1300**	**1400**	**1400**
Metals by Methods SW6010B/SW6020 (mg/L)																								
Boron	1.18	--	0.75	--	0.42	0.44	0.49	0.51	0.39	0.41	0.35	0.46	0.42	0.47	0.43	0.4	0.49	0.29	0.31	0.32	0.36	0.35	0.36	0.36
Calcium	270	--	--	--	220	230	240	250	250	260	240	210	260	220	210 J	240 J	220	280	270	280	270	260	280	280
Iron	18.7	--	1	0.3	**7**	**1.1**	0.39	**1.4**	0.26 J	0.81 J	**5.3**	0.074 J	0.18	0.44	0.035 J	0.13	0.05 U	0.16	0.12	0.15	0.05 J	0.058 J	0.032 J	0.055 J
Magnesium	106	--	--	--	43	42	45	47	55	59	53	40	57	42	39	55 J	42	68	60	63	64	62	65	65
Sodium	500	--	--	--	160	160	160	170	150	160	140	170	150	190	170 J	150 J	180	120	120	120	130	120	130	130
Arsenic	--	0.014	0.1	0.01	0.062	0.0074	0.0017 J	0.0079	0.003 U	0.003 U	0.0045 J	0.003 U	0.003 U	0.0025 J	0.002 J	0.002 J	0.0019 J	0.003 U	0.003 U	0.003 U	0.003 U	0.003 U	0.003 U	0.003 U
Barium	0.2	0.12	1	2	0.077	0.068	0.058	0.058	0.1	0.1	0.11	0.077	0.076	0.083	0.077	0.08	0.078	0.034	0.015	0.014	0.014	0.013	0.014	0.014
Beryllium	--	0.004	--	0.004	0.0016	0.0013	0.00094 J	0.00098 J	0.00023 J	0.0005 U	0.00081 J	0.0005 U	0.0005 U	0.0011	0.00098 J	0.001	0.0011	0.00032 J	0.00087 J	0.0008 J	0.00073 J	0.0008 J	0.00057 J	0.00061 J
Chromium	0.031	0.043	0.05	0.1	0.0076	0.0015 J	0.027	0.0029 J	0.0045 U	0.0045 U	0.014	0.0027 J	0.0019 J	0.0045 U	0.0045 U	0.0031 J	0.0045 U	0.0045 U	0.0045 U	0.0045 U	0.0016 J	0.0015 J	0.0045 U	0.0045 U
Cobalt	<0.01	0.0025	0.05	--	0.0032	0.002 U	0.002 U	0.002 U	0.002 U	0.002 U	0.0023 J	0.002 U	0.002 U	0.002 U	0.002 U	0.002 U	0.002 U	0.002 J	0.002 U	0.002 U	0.002 U	0.002 U	0.002 U	0.002 U
Copper	<0.05	<0.05	1	1.3 (1.0)	0.056	0.003 U	0.017	0.0019 J	0.028	0.031	0.0051	0.0016 U	0.003 U	0.016	0.003 U	0.0016 U	0.003 U	0.023	0.003 U	0.003 U	0.0014 U	0.0012 U	0.003 U	0.003 U
Lead	0.013	0.01	0.05	0.015	0.0027	0.0012 U	0.0012 U	0.0012 U	0.001 J	0.0012 J	0.0079	0.0012 U	0.0022 U	0.0023	0.0012 U	0.0012 U	0.0012 U	0.0007 J	0.0012 U	0.0012 U	0.0012 U	0.0012 U	0.0012 U	0.0012 U
Lithium	2.5	--	--	--	0.75	0.84	0.78	0.76	0.43	0.44	0.44	0.4	0.4	0.79 J	0.7	0.73	0.75 J	0.15	0.28	0.28	0.3	0.3	0.27	0.28
Manganese	1.2	--	0.2	--	**0.34**	0.06	0.029	0.037	**0.34**	**0.32**	**0.34**	0.031	0.032	0.042	0.0078 J	0.0097	0.005 U	**0.38**	0.11	0.11	0.091	0.091	0.08	0.083
Molybdenum	--	--	1	--	0.0043	0.0014 J	0.0053	0.0013 J	0.0073	0.0073	0.0059	0.0049	0.0043	0.0013 J	0.002 U	0.0017 J	0.002 U	0.0043	0.0027 J	0.0028 J	0.0024 J	0.0022 J	0.0022 J	0.0021 J
Nickel	0.028	0.028	0.2	--	0.019	0.0034	0.022	0.0035	0.022	0.015	0.012	0.0029 J	0.0026 J	0.022	0.0017 J	0.0046	0.002 U	0.025	0.0013 J	0.0014 J	0.0023 J	0.0021 J	0.0013 J	0.0014 J
Potassium	45.5	--	--	--	11 J	10	9.6	9.6	7.9	7.7	8.3	6.7	6.7	14 J	14 J	13	13 J	5	7.9	8	8	7.9	7.5	7.5
Selenium	--	0.005	0.05	0.05	0.0011 J	0.0014 J	0.002 U	0.002 U	0.0011 J	0.0012 J	0.0018 J	0.002 U	0.002 U	0.0014 J	0.0012 J	0.0011 J	0.0011 J	0.0016 J	0.0017 J	0.0017 J	0.0013 J	0.0012 J	0.002 U	0.002 U
Strontium	2.04	--	--	--	1.4 J	1.6	1.4	1.5	2	2	1.9	1.9	1.7	1.3	1.1 J	1.1	1.1 J	1.9	1.9	2	1.9	1.9	1.8	1.8
Vanadium	0.013	0.013	--	--	0.012 U	0.012 U	0.012 U	0.012 U	0.012 U	0.012 U	0.008 J	0.012 U	0.012 U	0.012 U	0.012 U	0.012 U	0.012 U	0.012 U	0.012 U	0.012 U	0.012 U	0.012 U	0.012 U	0.012 U
Zinc	2.23	0.26	10	5	0.35	0.016 U	0.08	0.0069 J	0.51	0.52	0.044 U	0.0043 U	0.012 U	0.23	0.011 U	0.012 U	0.0056 J	0.09	0.0074 U	0.0068 U	0.0065 U	0.0058 U	0.012 U	0.012 U
Perchlorate by Method SW6850 (µg/L)																								
Perchlorate	--	--	4c	--	0.41 J	0.38 J	0.4 J	0.39 J	2.6	2.6	2.5	2.4	2.4	**4.7**	**4.1**	3.7 J	3.7	0.85	0.54	0.54	0.48 J	0.49 J	0.5	0.51
Volatile Organic Compounds by Method SW8011 (µg/L)																								
1,2-Dibromoethane (EDB)	--	--	0.1	0.05	0.041 J	0.052	0.049	0.057 J	0.016 J	0.014 J	0.019 J	0.019 J	0.019 J	0.0049 U	0.0048 U	0.0049 U	0.0048 U	0.0049 U	0.0049 U	0.005 U	0.005 U	0.005 U	0.0048 U	0.0048 U
Volatile Organic Compounds by Method SW8260B (µg/L)																								
Chloroform	--	--	100	100	0.4 U	0.4 U	0.4 U	0.4 U	0.4 U	0.24 J	0.4 U	0.4 U	0.4 U	0.4 U	0.4 U	0.4 U	0.4 U	0.4 U	0.4 U	0.4 U	0.4 U	0.4 U	0.4 U	0.4 U
Naphthalene	--	--	30	--	0.4 U	0.4 U	0.8 U	0.4 U	0.4 U	0.4 U	0.4 U	0.8 U	0.4 U	0.4 U	0.4 U	0.8 U	0.4 U	0.4 U	0.4 U	0.4 U	0.8 U	0.8 U	0.4 U	0.4 U
Toluene	--	--	750	1000	120	0.33 J	2.2	0.8 U	12	16	0.8 U	0.4 U	0.8 U	2.2	0.8 U	0.4 U	0.8 U	12	0.8 U	0.8 U	0.4 U	0.4 U	0.8 U	0.8 U
Semivolatile Organic Compounds by Method SW8270 (µg/L)																								
3-Methylphenol & 4-Methylphenc	--	--	--	--	3.1 U	14	3.5 U	3.1 U	3.5 U	3 U	2.9 U	2.9 U	2.9 U	3.1 U	2.9 U	3 U	3 U	3.3 U	2.9 U	2.9 U	2.9 U	3.1 U	2.9 U	3 U
Bis(2-ethylhexyl) phthalate	--	--	--	6	5.3 J	12	3.5 U	3.1 U	3.5 U	3 U	2.3 J	2.9 U	2.9 U	3.1 U	2.9 U	3 U	3 U	3.3 U	2.9 U	2.9 U	2.9 U	3.1 U	2.9 U	3 U
Phenol	--	--	5	--	3.4 J	2.9 U	3.5 U	3.1 U	3.5 U	3 U	2.9 U	2.9 U	2.9 U	3.1 U	2.9 U	3 U	3 U	3.3 U	2.9 U	2.9 U	2.9 U	3.1 U	2.9 U	3 U
Polynuclear Aromatic Hydrocarbons by Method SW8270SIM (ng/L)																								
2-Methylnaphthalene	--	--	30000	--	6.8 J	14 U	17 U	15 U	16 U	15 U	15 U	14 U	15 U	16 U	14 U	15 U	15 U	17 U	14 U	15 U	15 U	14 U	14 U	14 U
Naphthalene	--	--	30000	--	8.1 J	14 U	17 U	15 U	16 U	15 U	8.4 J	14 U	15 U	16 U	14 U	15 U	15 U	17 U	14 U	15 U	15 U	14 U	14 U	14 U
Dioxins/Furans by Method SW8290 (pg/L)																								
1,2,3,4,6,7,8-HpCDD	--	--	--	--	0.77 U	1.5 U	1.1 U	0.34 U	1.4 J	2 J	0.59 U	0.57 U	1.6 U	1.4 U	0.74 U	0.76 U	0.68 U	1.3 U	0.27 U	0.63 U	1.4 U	2.3 U	1.5 U	1 U
1,2,3,4,6,7,8-HpCDF	--	--	--	--	0.17 U	1.1 U	0.69 U	0.62 U	0.46 U	0.48 U	0.47 U	0.12 U	1.1 U	1 U	0.49 U	0.16 U	0.39 U	1 U	0.17 U	0.43 U	1.3 U	9.6 J	1.3 U	0.91 U
1,2,3,4,7,8,9-HpCDF	--	--	--	--	0.2 U	0.65 J	0.29 U	0.28 U	0.57 U	0.6 U	0.17 U	0.16 U	0.73 J	0.63 J	0.17 U	0.2 U	0.28 U	0.56 J	0.2 U	0.16 U	1.2 J	0.99 J	0.41 U	0.31 U
1,2,3,4,7,8-HxCDD	--	--	--	--	0.18 U	0.23 U	0.19 U	0.24 U	0.61 U	0.65 U	0.24 U	0.16 U	0.56 J	0.44 J	0.25 U	0.17 U	0.3 U	0.23 U	0.25 U	0.21 U	0.59 J	0.25 U	0.38 U	0.3 U
1,2,3,4,7,8-HxCDF	--	--	--	--	0.15 U	0.32 U	0.22 U	0.2 U	0.35 U	0.41 U	0.3 U	0.13 U	0.46 U	0.49 J	0.27 U	0.15 U	0.18 U	0.28 U	0.25 U	0.22 U	0.5 J	5.2 J	0.31 U	0.33 U
1,2,3,6,7,8-HxCDD	--	--	--	--	0.16 U	0.95 J	0.18 U	0.24 U	0.48 U	0.51 U	0.21 U	0.15 U	0.54 J	0.6 J	0.22 U	0.17 U	0.29 U	0.21 U	0.22 U	0.18 U	0.84 J	0.24 U	0.37 U	0.29 U
1,2,3,6,7,8-HxCDF	--	--	--	--	0.13 U	0.63 U	0.2 U	0.18 U	0.27 U	0.32 U	0.26 U	0.12 U	0.54 U	0.75 J	0.24 U	0.14 U	0.17 U	0.51 J	0.22 U	0.19 U	0.2 U	1.2 U	0.29 U	0.22 U
1,2,3,7,8,9-HxCDD	--	--	--	--	0.14 U	0.81 J	0.16 U	0.21 U	0.46 U	0.49 U	0.2 U	0.13 U	0.24 U	0.8 J	0.21 U	0.15 U	0.25 U	0.34 J	0.2 U	0.17 U	0.84 J	0.86 J	0.32 U	0.25 U
1,2,3,7,8,9-HxCDF	--	--	--	--	0.15 U	0.33 U	0.41 J	0.2 U	0.35 U	0.41 U	0.31 U	0.13 U	0.76 U	0.27 U	0.29 U	0.15 U	0.18 U	0.29 U	0.26 U	0.23 U	0.9 J	0.32 J	0.32 U	0.24 U
1,2,3,7,8-PeCDD	--	--	--	--	0.25 U	0.36 U	0.34 U	0.49 U	0.77 U	0.95 U	0.33 U	0.23 U	0.41 U	0.51 J	0.35 U	0.28 U	0.42 U	0.31 U	0.43 U	0.35 U	0.32 U	0.33 U	0.49 U	0.43 U
1,2,3,7,8-PeCDF	--	--	--	--	0.14 U	0.63 J	0.25 U	0.27 U	0.43 U	0.42 U	0.18 U	0.16 U	0.29 U	0.18 U	0.19 U	0.19 U	0.25 U	0.19 U	0.17 U	0.17 U	0.24 U	0.4 J	0.38 U	0.31 U
2,3,4,6,7,8-HxCDF	--	--	--	--	0.14 U	0.82 J	0.21 U	0.2 U	0.32 U	0.37 U	0.29 U	0.13 U	0.24 U	0.62 J	0.27 U	0.15 U	0.18 U	0.54 J	0.24 U	0.21 U	0.84 U	0.7 U	0.31 U	0.23 U
2,3,4,7,8-PeCDF	--	--	--	--	0.15 U	0.39 J	0.25 U	0.27 U	0.44 U	0.43 U	0.19 U	0.16 U	0.3 U	0.19 U	0.19 U	0.2 U	0.25 U	0.2 U	0.18 U	0.18 U	0.24 U	0.64 J	0.39 U	0.32 U
Total HpCDF	--	--	--	--	0.2 U	1.7 U	0.69 U	0.62 U	0.57 U	0.6 U	0.47 U	0.16 U	1.9 U	1.7 U	0.49 U	0.2 U	0.39 U	1.6 U	0.21 U	0.43 U	2.5 U	12 J	1.3 U	0.91 U
Total HxCDD	--	--	--	--	0.18 U	1.8 J	0.19 U	0.24 U	0.61 U	0.65 U	0.24 U	0.16 U	1.1 U	1.8 J	0.23 J	0.17 U	0.3 U	0.34 J	0.25 U	0.21 U	2.3 J	0.86 J	0.38 U	0.3 U
Total HxCDF	--	--	--	--	0.15 U	0.82 J	0.41 U	0.2 U	0.35 U	0.41 U	0.31 U	0.13 U	1.8 U	1.9 J	0.29 U	0.15 U	0.18 U	1 J	0.26 U	0.23 U	2.2 U	7.4 J	0.32 U	0.33 U
Total PeCDD	--	--	--	--	0.25 U	0.36 U	0.34 U	0.49 U	0.77 U	0.95 U	0.33 U	0.23 U	0.41 U	0.51 J	0.35 U	0.28 U	0.42 U	0.31 U	0.43 U	0.35 U	0.32 U	0.33 U	0.49 U	0.43 U
Total PeCDF	--	--	--	--	0.15 U	1 J	0.25 U	0.27 U	0.44 U	0.43 U	0.19 U	0.16 U	0.3 U	0.19 U	0.19 U	0.2 U	0.25 U	0.2 U	0.18 U	0.18 U	0.24 U	2.1 J	0.39 U	0.32 U
Total TCDF	--	--	--	--	0.13 U	0.17 U	0.17 U	0.2 U	0.4 U	0.44 U	0.17 U	0.11 U	0.19 U	0.15 U	0.18 U	0.17 U	0.88 J	0.17 U	0.18 U	0.16 U	0.15 U	0.17 U	0.23 U	0.18 U

Table 2-3. Detected Analytes for Groundwater Samples for the Open Detonation Unit, June 2015 through February 2016 (Page 2 of 2)

Analyte	NMED Calculated Background Values (Jan 1995)[a]	DOE Suggested Maximum Background Values (Dec 1997)[b]	New Mexico Groundwater Quality Standard[c]	EPA Maximum Contaminant Levels/ Secondary Contaminant Levels[d]																				
				Location	**KAFB-2901**				**KAFB-2902**					**KAFB-2903**				**KAFB-2904**						
				Sample Identification	OT-29-GW-2901-JUNE2015	OT29-GW-2901-01092015	OT29-GW-2901-01122015	OT29-GW-2901-02022016	OT-29-GW-2902-JUNE2015	OT-29-FD-2902-JUNE2015	OT29-GW-2902-01092015	OT29-GW-2902-02122015	OT29-GW-2902-03022016	OT-29-GW-2903-JUNE2015	OT29-GW-2903-02092015	OT29-GW-2903-01122015	OT29-GW-2903-03022016	OT-29-GW-2904-JUNE2015	OT29-GW-2904-01092015	OT29-FD-2904-01092015	OT29-GW-2904-02122015	OT29-FD-2904-02122015	OT29-GW-2904-02022016	OT29-FD-2904-02022016
				Sample Type	N	N	N	N	N	FD	N	N	N	N	N	N	N	N	N	FD	N	FD	N	FD
				Sample Depth	121-141(ft)	121-141(ft)	121-141(ft)	121-141(ft)	160-180(ft)	160-180(ft)	160-180(ft)	160-180(ft)	160-180(ft)	165-185(ft)	165-185(ft)	165-185(ft)	165-185(ft)	58-78(ft)	58-78(ft)	58-78(ft)	58-78(ft)	58-78(ft)	58-78(ft)	58-78(ft)
				Sample Date	06/29/15	09/01/15	12/01/15	02/02/16	06/22/15	06/22/15	09/01/15	12/02/15	02/03/16	06/23/15	09/02/15	12/01/15	02/03/16	06/24/15	09/01/15	09/01/15	12/02/15	12/02/15	02/02/16	02/02/16
Explosives by Method SW8330B (µg/L)																								
2-Nitrotoluene	--	--	--	--	0.21 U	0.2 U	0.11 J	0.2 U	0.2 U	0.2 U	0.2 U	0.2 U	0.2 U	0.21 U	0.2 U	0.2 U	0.2 U	0.21 U	0.2 U	0.2 U	0.2 U	0.2 U	0.2 U	0.2 U
Sulfides by Method SW9034 (mg/L)																								
Sulfide	--	--	--	--	1.9 U	1.9 U	1.9 U	1.9 UJ	1.9 U	0.8 J	1.9 U	1.9 UJ	1.9 UJ	1.9 U	1.9 U	1.9 UJ	1.9 UJ	1.9 U	1.9 U	1.9 U	1.9 UJ	1.9 UJ	1.9 UJ	1.9 UJ
Anions by Method SW9056 (mg/L)																								
Bromide	2.5	--	--	--	1	0.99 J	1	1	0.91	0.91	0.99 J	1	1	1	0.95 J	1	1	0.89	0.92 J	0.9 J	0.94 J	0.93 J	0.95 J	0.96 J
Chloride	485	--	250	--	230	240	240	230	240	250	230	240	230	230	230	220 J	230	190	200 J	10 J	200	200	200	210
Fluoride	3.062	--	1.6	--	**2.4**	**2.6**	**2.4**	**2.6**	**1.9**	**1.9**	1.5	1.6	1.5	1.3	1.2	1.4	1.2	1.6	**1.9**	**1.9**	**2**	**2**	**2.1**	**2.1**
Nitrate as N	42.267 (NO2/NO3)	4 (as NO2/NO3)	10	10	2.4 J	1.2	1.1	1.2	1.5	1.5	1.5	1.4	1.6	2.7	3	2.8	4.1	2.3 J	0.66	0.8	0.77 J	0.72	0.06 UJ	0.78 J
Sulfate	124.7	--	600	--	79 J	79	78	80	81	81	83	83	80	99	93	94	97	79	79	79	78	78	80 J	81 J
TOC by Method SW9060 (mg/L)																								
Total Organic Carbon	--	--	--	--	0.58 U	0.29 J	0.68 U	0.5 U	0.43 J	0.42 J	0.3 J	0.5 U	0.5 U	0.32 J	0.41 J	0.9 U	0.27 U	0.49 U	0.23 J	0.33 J	0.46 U	0.27 U	0.19 U	0.5 U

Shaded cells exceed EPA maximum contaminant level

Bolded values exceed New Mexico Groundwater Quality Standard

[a] Background Ground-Water Quality of the Kirtland Air Force Base Area, Bernalillo County, New Mexico. NMED 1995.

[b] Approved Background Concentrations Sandia National Laboratories/Kirtland Air Force Base. NMED, 1997.

[c] New Mexico Water Quality Control Commission Water Quality Standards, New Mexico Administrative Code 20.6.2.3103

[d] Secondary standards shown in parentheses

[e] Hazardous Waste Treatment Facility Operating Permit for the Open Detonation Unit, perchlorate screening level. 2010

-- screening level not established

DOE - Department of Energy

EPA - US Environmental Protection Agency

fd - field duplicate sample

ft - feet

J - The analyte was positively identified; the associated numerical value is the approximate concentration of the analyte in the sample.

µg/L - microgram per liter

mg/L - milligram per liter

n - normal sample

ng/L - nanogram per liter

NMED - New Mexico Environment Department

pg/Liter - picogram per liter

U - The analyte was analyzed for but was not detected above the reported sample quantitation limit.

UJ - The analyte was not detected above the reported sample quantitation. However, the reported quantitation limit is approximate and may or may not represent the actual limit of quantitation necessary to accurately and precisely measure the analyte in the sample.

Table 4-1. Detected Analytes for Incremental Soil Samples for the Open Detonation Unit, October 2014 (Page 1 of 9)

Analyte[a]	Coyote Test Field Super Group Background Values (surface soil)[b]	NMED Residential Soil Screening Level[c]	EPA Regional Screening Levels, Residential [d]							
			Location	**BERMNW**	**BERMSE**	**G08B01**	**G09A01**	**G09B02**	**G10B02**	**H07B02**
			Sample Identification	OB-SO-BERMNW-0814	OB-SO-BERMSE-0814	OD-SO-G08B01-0814	OD-SO-G09A01-0814	OD-SO-G09B02-0814	OD-SO-G10B02-0814	OD-SO-H07B02-0814
			Sample Type	Normal	Normal	Normal	Normal	Normal	Normal	Normal
			Sample Date	08/21/14	08/21/14	08/29/14	08/29/14	08/29/14	08/29/14	08/29/14
			Sample Depth	0 - 0.25 (ft)	0 - 0.25 (ft)	0 - 0.25 (ft)	0 - 0.25 (ft)	0 - 0.25 (ft)	0 - 0.25 (ft)	0 - 0.25 (ft)
Metals by Method SW6020/SW7471 (mg/L)										
Antimony	3.9	31.3	--	0.34	0.28 J	0.35 J	0.46 J	0.57 J	0.38 J	0.29 J
Arsenic	5.6	3.9	--	4.4	4.1	5.3	4.8	4.6	**5.7**	5.5
Barium	130	15,596	--	130	120	120	120	120	120	120
Beryllium	0.65	156	--	0.55	0.54	0.54	0.61	0.57	0.62	**0.67**
Cadmium	1	70.3	--	0.45	0.59	0.22	0.31	0.32	0.26	0.17
Chromium	17.3	117,321	--	14	12	16	14	13	14	15
Cobalt	5.2	NE	23	**5.3**	5.2	5.1	**5.3**	5	**5.4**	**5.9**
Copper	15.4	3,129	--	**36**	**19**	15	**18**	**17**	**17**	14
Lead	21.4	400	--	20	21	17	**27**	**25**	**27**	15
Nickel	11.5	1,564	--	10	10	**12**	11	10	11	**12**
Selenium	1	391	--	0.58	0.59	0.23 J	0.23 J	0.22 J	0.2 J	0.25 J
Silver	1	391	--	0.11	0.11	0.11	0.13	0.13	0.099 J	0.068 J
Thallium	1.1	0.78	--	0.16	0.15	0.16	0.16	0.15	0.16	0.18
Tin	10	NE	47,000	1.6 J	1.8 J	5 U	2.4 J	5 U	5 U	5 U
Vanadium	20.4	391	--	**28**	**27**	**25**	**25**	**24**	**27**	**28**
Zinc	62	23,464	--	42	39	47	52	47	46	45
Mercury	0.25	15.6	--	0.023 J	0.02 J	0.035	0.023 J	0.025	0.022 J	0.023 J
Explosives by Method SW8330B (mg/kg										
1,3,5-Trinitrobenzene	NE	NE	2,200,000	0.05 U	0.05 U	0.049 U	0.05 U	0.049 U	0.049 U	0.05 U
1,3-Dinitrobenzene	NE	NE	6,100	0.05 U	0.05 U	0.049 U	0.05 U	0.049 U	0.049 U	0.05 U
2,4,6-Trinitrotoluene	NE	39.1	--	0.07 J	0.05 U	0.049 U	0.05 U	0.049 U	0.049 U	0.05 U
2,4-Dinitrotoluene	NE	7.15	--	0.05 U	0.05 U	0.026 J	0.0088 J	0.049 U	0.049 U	0.05 U
2,6-Dinitrotoluene	NE	61.1	--	0.05 U	0.05 U	0.049 U	0.05 U	0.049 U	0.049 U	0.05 U
2-Amino-4,6-dinitrotoluene	NE	NE	150,000	0.05 U	0.05 U	0.049 U	0.05 U	0.049 U	0.049 U	0.05 U
2-Nitrotoluene	NE	29.1	--	0.05 U	0.05 U	0.049 U	0.05 U	0.049 U	0.049 U	0.05 U
3-Nitrotoluene	NE	7.8	--	0.05 U	0.05 U	0.049 U	0.05 U	0.049 U	0.049 U	0.05 U
4-Amino-2,6-dinitrotoluene	NE	NE	150,000	0.05 U	0.05 U	0.049 U	0.05 U	0.049 U	0.049 U	0.05 U
4-Nitrotoluene	NE	244	--	0.05 U	0.05 U	0.049 U	0.05 U	0.049 U	0.049 U	0.05 U
HMX	NE	3,911	--	0.078 J	0.034 J	0.099 J	0.072 J	0.049 U	0.034 J	0.05 U
Nitrobenzene	NE	53.5	--	0.05 U	0.05 U	0.049 U	0.05 U	0.049 U	0.049 U	0.05 U
Nitroglycerin	NE	6.11	--	0.25 UJ	0.67 J	0.25 UJ	0.051 J	0.25 UJ	0.25 UJ	0.25 UJ
PETN	NE	NE	120,000	0.25 U	0.25 U	0.25 U	0.25 U	0.25 U	0.25 U	0.25 U
RDX	NE	58.2	--	0.13 J	0.05 U	0.16 J	0.05 U	0.049 U	0.19 J	0.05 U
Tetryl	NE	244	--	0.05 U	0.05 U	0.049 U	0.05 U	0.049 U	0.049 U	0.05 U
Perchlorate by Method SW6850 (µg/kg)										
Perchlorate	NE	54,800	--	920 J	1,300 J	1,100 J	2,000 J	600 J	380 J	300 J

Table 4-1. Detected Analytes for Incremental Soil Samples for the Open Detonation Unit, October 2014 (Page 2 of 9)

Analyte[a]	Coyote Test Field Super Group Background Values (surface soil)[b]	NMED Residential Soil Screening Level[c]	EPA Regional Screening Levels, Residential [d]							
			Location	**H10B02**	**H11B01**	**H13B02**	**H14A01**	**H14B02**	**H15A01**	**H15B02**
			Sample Identification	OD-SO-H10B02-0814	OD-SO-H11B01-0814	OD-SO-H13B02-0814	OD-SO-H14A01-0814	OD-SO-H14B02-0814	OD-SO-H15A01-0814	OD-SO-H15B02-0814
			Sample Type	Normal	Normal	Normal	Normal	Normal	Normal	Normal
			Sample Date	08/28/14	08/28/14	08/22/14	08/22/14	08/21/14	08/21/14	08/21/14
			Sample Depth	0 - 0.25 (ft)	0 - 0.25 (ft)	0 - 0.25 (ft)	0 - 0.25 (ft)	0 - 0.25 (ft)	0 - 0.25 (ft)	0 - 0.25 (ft)
Metals by Method SW6020/SW7471 (mg/L)										
Antimony	3.9	31.3	--	0.33 J	0.32 J	0.4 U	0.4 UJ	0.41 J	0.38	0.29 J
Arsenic	5.6	3.9	--	5.3	5.6	4.6	4.7	4.5 J	4	4.3
Barium	130	15,596	--	120	130	120	**160**	**140**	130	130
Beryllium	0.65	156	--	**0.66**	**0.7**	0.61	0.65	**0.75**	**0.68**	0.61
Cadmium	1	70.3	--	0.27	0.65	0.22	0.15	0.47	0.5	0.51
Chromium	17.3	117,321	--	14	15 J	12	13	**18 J**	16	15
Cobalt	5.2	NE	23	**5.7**	**5.9**	5.2	**5.4**	**5.6**	**5.7**	**5.7**
Copper	15.4	3,129	--	**25**	5.10	11	10	14 J	**33**	9.3
Lead	21.4	400	--	**29**	19 J	15	11	14 J	12	11
Nickel	11.5	1,564	--	**12**	**91**	10	10	11	11	**12**
Selenium	1	391	--	0.27 J	0.25 J	0.22 J	0.23 J	0.59 J	0.52	0.54
Silver	1	391	--	0.11	0.097 J	0.046 J	0.042 J	0.1 J	0.1	0.087
Thallium	1.1	0.78	--	0.17	0.18	0.15	0.15	0.2	0.18	0.18
Tin	10	NE	47,000	5 U	2.5 J	5 U	2 J	2.3 J	1.7 J	1.5 J
Vanadium	20.4	391	--	**28**	**29**	**24**	**27**	**38 J**	**35**	**32**
Zinc	62	23,464	--	48	51 J	37	36	**74**	34	35
Mercury	0.25	15.6	--	0.037	0.027	0.024	0.021 J	0.036	0.02 J	0.018 J
Explosives by Method SW8330B (mg/kg										
1,3,5-Trinitrobenzene	NE	NE	2,200,000	0.05 U	0.049 UJ	0.05 U	0.05 U	0.05 U	0.05 U	0.05 U
1,3-Dinitrobenzene	NE	NE	6,100	0.05 U	0.049 UJ	0.05 U	0.05 U	0.05 U	0.05 U	0.05 U
2,4,6-Trinitrotoluene	NE	39.1	--	0.05 U	0.049 UJ	0.05 U	0.05 U	0.05 U	0.05 U	0.05 U
2,4-Dinitrotoluene	NE	7.15	--	0.05 U	0.122 J	0.05 U	0.05 U	0.05 U	0.05 U	0.05 U
2,6-Dinitrotoluene	NE	61.1	--	0.05 U	0.049 UJ	0.05 U	0.05 U	0.05 U	0.05 U	0.05 U
2-Amino-4,6-dinitrotoluene	NE	NE	150,000	0.05 U	0.049 UJ	0.05 U	0.05 U	0.05 U	0.05 U	0.05 U
2-Nitrotoluene	NE	29.1	--	0.05 U	0.049 UJ	0.05 U	0.05 U	0.05 U	0.05 U	0.05 U
3-Nitrotoluene	NE	7.8	--	0.05 U	0.049 UJ	0.05 U	0.05 U	0.05 U	0.05 U	0.05 U
4-Amino-2,6-dinitrotoluene	NE	NE	150,000	0.05 U	0.049 UJ	0.05 U	0.05 U	0.05 U	0.05 U	0.05 U
4-Nitrotoluene	NE	244	--	0.05 U	0.049 UJ	0.05 U	0.05 U	0.05 U	0.05 U	0.05 U
HMX	NE	3,911	--	0.051 J	0.095 J	0.05 U	0.05 U	0.05 U	0.05 U	0.05 U
Nitrobenzene	NE	53.5	--	0.05 U	0.049 UJ	0.05 U	0.05 U	0.05 U	0.05 U	0.05 U
Nitroglycerin	NE	6.11	--	0.25 UJ	2.04 J	0.25 UJ	0.25 UJ	0.25 UJ	0.25 UJ	0.25 UJ
PETN	NE	NE	120,000	0.25 U	0.25 UJ	0.25 U	0.25 U	0.25 U	0.25 U	0.25 U
RDX	NE	58.2	--	0.05 U	0.049 UJ	0.05 U	0.0227 J	0.021 J	0.05 U	0.014 J
Tetryl	NE	244	--	0.05 U	0.049 UJ	0.05 U	0.05 U	0.05 U	0.05 U	0.05 U
Perchlorate by Method SW6850 (µg/kg)										
Perchlorate	NE	54,800	--	620 J	410 J	84	14	4.4 J	8.3	26

Table 4-1. Detected Analytes for Incremental Soil Samples for the Open Detonation Unit, October 2014 (Page 3 of 9)

Analyte[a]	Coyote Test Field Super Group Background Values (surface soil)[b]	NMED Residential Soil Screening Level[c]	EPA Regional Screening Levels, Residential[d]							
			Location	**J09B02**	**J10B01**	**J10B02**	**J14A01**	**J15A01**	**J15A01**	**J15A01**
			Sample Identification	OD-SO-J09B02-0814	OD-SO-J10B01-0814	OD-SO-J10B02-0814	OD-SO-J14A01-0814	OD-SO-J15A01-0814	OD-SO-J15A01-D14	OD-SO-J15A01-T15
			Sample Type	Normal	Normal	Normal	Normal	Normal	Duplicate	Triplicate
			Sample Date	08/28/14	08/28/14	08/27/14	08/20/14	08/22/14	08/22/14	08/22/14
			Sample Depth	0 - 0.25 (ft)	0 - 0.25 (ft)	0 - 0.25 (ft)	0 - 0.25 (ft)	0 - 0.25 (ft)	0 - 0.25 (ft)	0 - 0.25 (ft)
Metals by Method SW6020/SW7471 (mg/L)										
Antimony	3.9	31.3	--	0.65	**5 J**	0.8	0.28 J	0.68	0.44 J	0.75
Arsenic	5.6	3.9	--	5.3	**6.1**	4.8	3.6	**5**	4.7	4.8
Barium	130	15,596	--	170	**160**	120	120	120	120	120
Beryllium	0.65	156	--	0.59	0.63	0.59	0.58	**0.67**	0.64	0.63
Cadmium	1	70.3	--	0.57	0.67	0.34	0.52	0.28	1	0.23
Chromium	17.3	117,321	--	**18**	15	13	15	14	13	13
Cobalt	5.2	NE	23	5.1	**5.7**	5.2	5.2	**5.3**	5.1	5.1
Copper	15.4	3,129	--	**62**	**39 J**	**64**	11	11	11	11
Lead	21.4	400	--	**48**	**170**	**48**	12	**37**	**23**	**37**
Nickel	11.5	1,564	--	**12**	**12 J**	11	9.9	11	11	10
Selenium	1	391	--	0.27 J	0.26 J	0.2 J	0.55	0.22 J	0.22 J	0.22 J
Silver	1	391	--	0.23	0.22	0.2	0.094	0.053 J	0.061 J	0.05 J
Thallium	1.1	0.78	--	0.16	0.17	0.16	0.16	0.16	0.16	0.15
Tin	10	NE	47,000	3.1 J	2.2 J	5 U	1.6 J	2 J	5 U	5 U
Vanadium	20.4	391	--	**26**	**28**	**24**	**30**	**28**	**26**	**26**
Zinc	62	23,464	--	**77**	**66**	55	31	40	38	38
Mercury	0.25	15.6	--	0.039	0.062	0.031	0.02 J	0.053	0.035	0.03
Explosives by Method SW8330B (mg/kg										
1,3,5-Trinitrobenzene	NE	NE	2,200,000	0.05 U	0.05 U	0.049 U	0.05 U	0.05 U	0.05 U	0.049 U
1,3-Dinitrobenzene	NE	NE	6,100	0.05 U	0.05 U	0.049 U	0.05 U	0.05 U	0.05 U	0.049 U
2,4,6-Trinitrotoluene	NE	39.1	--	0.05 U	0.05 U	0.16 J	0.05 U	0.05 U	0.05 U	0.049 U
2,4-Dinitrotoluene	NE	7.15	--	0.05 U	0.03 J	0.023 J	0.05 U	0.05 U	0.05 U	0.049 U
2,6-Dinitrotoluene	NE	61.1	--	0.05 U	0.05 U	0.049 U	0.05 U	0.05 U	0.05 U	0.049 U
2-Amino-4,6-dinitrotoluene	NE	NE	150,000	0.05 U	0.05 U	0.049 U	0.05 U	0.05 U	0.05 U	0.049 U
2-Nitrotoluene	NE	29.1	--	0.05 U	0.05 U	0.049 U	0.05 U	0.05 U	0.05 U	0.049 U
3-Nitrotoluene	NE	7.8	--	0.05 U	0.05 U	0.049 U	0.05 U	0.05 U	0.05 U	0.049 U
4-Amino-2,6-dinitrotoluene	NE	NE	150,000	0.05 U	0.05 U	0.049 U	0.05 U	0.05 U	0.05 U	0.049 U
4-Nitrotoluene	NE	244	--	0.05 U	0.05 U	0.049 U	0.05 U	0.05 U	0.05 U	0.049 U
HMX	NE	3,911	--	0.69	0.205 J	0.15 J	0.05 U	0.02 J	0.026 J	0.018 J
Nitrobenzene	NE	53.5	--	0.05 U	0.05 U	0.049 U	0.05 U	0.05 U	0.05 U	0.049 U
Nitroglycerin	NE	6.11	--	0.46 J	0.77 J	0.62 J	0.121 J	0.25 UJ	0.25 UJ	0.25 UJ
PETN	NE	NE	120,000	0.53	0.25 U	0.25 U	0.25 U	0.25 U	0.25 U	0.25 U
RDX	NE	58.2	--	0.68	0.362	0.049 U	0.05 U	0.1 J	0.12 J	0.1 J
Tetryl	NE	244	--	0.05 U	0.041 J	0.049 U	0.05 U	0.05 U	0.05 U	0.049 U
Perchlorate by Method SW6850 (µg/kg)										
Perchlorate	NE	54,800	--	4,200 J	1,500 J	690 J	15	23	17	13

Table 4-1. Detected Analytes for Incremental Soil Samples for the Open Detonation Unit, October 2014 (Page 4 of 9)

Analyte[a]	Coyote Test Field Super Group Background Values (surface soil)[b]	NMED Residential Soil Screening Level[c]	EPA Regional Screening Levels, Residential[d]							
			Location	**K11B02**	**L07A02**	**L08A01**	**L08A02**	**L09A01**	**L09A02**	**L10A02**
			Sample Identification	OD-SO-K11B02-0814	OD-SO-L07A02-0814	OD-SO-L08A01-0814	OD-SO-L08A02-0814	OD-SO-L09A01-0814	OD-SO-L09A02-0814	OD-SO-L10A02-0814
			Sample Type	Normal	Normal	Normal	Normal	Normal	Normal	Normal
			Sample Date	08/25/14	08/27/14	08/27/14	08/27/14	08/27/14	08/26/14	08/26/14
			Sample Depth	0 - 0.25 (ft)	0 - 0.25 (ft)	0 - 0.25 (ft)	0 - 0.25 (ft)	0 - 0.25 (ft)	0 - 0.25 (ft)	0 - 0.25 (ft)
Metals by Method SW6020/SW7471 (mg/L)										
Antimony	3.9	31.3	--	0.34 J	0.33 J	0.5 J	0.46 J	0.58 J	0.33 J	0.45 J
Arsenic	5.6	3.9	--	5.5	5.4	5.5	5.3	5.2	5.4	4.7
Barium	130	15,596	--	110	100	120	**140**	120	130	120
Beryllium	0.65	156	--	0.56	0.64	**0.69**	**0.68**	0.63	0.58	0.6
Cadmium	1	70.3	--	0.32	0.18	0.21	0.26	0.29	0.19	0.62
Chromium	17.3	117,321	--	12	13	14	**20**	14	13	13
Cobalt	5.2	NE	23	5.2	5.2	**5.5**	**6.3**	**5.5**	**6.6**	5.2
Copper	15.4	3,129	--	**24**	13	**18**	**23**	**20**	15	**23**
Lead	21.4	400	--	**41**	19	**35**	**28**	**39**	15	**23**
Nickel	11.5	1,564	--	11	11	**12**	**13**	**12**	11	11
Selenium	1	391	--	0.23 J	0.25 J	0.25 J	0.23 J	0.21 J	0.23 J	0.24 J
Silver	1	391	--	0.15	0.1	0.078 J	0.092 J	0.14	0.093 J	0.24
Thallium	1.1	0.78	--	0.16	0.18	0.19	0.18	0.18	0.16	0.16
Tin	10	NE	47,000	2.2 J	5 U	5 U	5 U	5 U	4.9 U	5 U
Vanadium	20.4	391	--	**23**	**25**	**27**	**25**	**26**	**28**	**25**
Zinc	62	23,464	--	48	39	52	52	**410**	39	46
Mercury	0.25	15.6	--	0.05	0.023 J	0.025	0.026	0.03	0.033	0.048
Explosives by Method SW8330B (mg/kg)										
1,3,5-Trinitrobenzene	NE	NE	2,200,000	0.05 U	0.05 U	0.05 U	0.05 U	0.05 U	0.049 U	0.049 U
1,3-Dinitrobenzene	NE	NE	6,100	0.05 U	0.05 U	0.05 U	0.05 U	0.05 U	0.049 U	0.049 U
2,4,6-Trinitrotoluene	NE	39.1	--	0.58	0.05 U	0.05 U	0.05 U	0.05 U	0.049 U	0.049 U
2,4-Dinitrotoluene	NE	7.15	--	0.05 U	0.05 U	0.05 U	0.01 J	0.05 U	0.015 J	0.049 U
2,6-Dinitrotoluene	NE	61.1	--	0.05 U	0.05 U	0.05 U	0.05 U	0.05 U	0.049 U	0.049 U
2-Amino-4,6-dinitrotoluene	NE	NE	150,000	0.05 U	0.05 U	0.05 U	0.05 U	0.05 U	0.049 U	0.049 U
2-Nitrotoluene	NE	29.1	--	0.05 U	0.05 U	0.05 U	0.05 U	0.05 U	0.049 U	0.049 U
3-Nitrotoluene	NE	7.8	--	0.05 U	0.05 U	0.05 U	0.05 U	0.05 U	0.049 U	0.049 U
4-Amino-2,6-dinitrotoluene	NE	NE	150,000	0.05 U	0.05 U	0.05 U	0.05 U	0.05 U	0.049 U	0.049 U
4-Nitrotoluene	NE	244	--	0.05 U	0.05 U	0.05 U	0.05 U	0.05 U	0.049 U	0.049 U
HMX	NE	3,911	--	8.5	0.057 J	0.18 J	0.15 J	1.7	0.085 J	0.17 J
Nitrobenzene	NE	53.5	--	0.05 U	0.05 U	0.05 U	0.05 U	0.05 U	0.049 U	0.049 U
Nitroglycerin	NE	6.11	--	0.25 UJ	0.25 UJ	0.12 J	1.1 J	0.25 UJ	0.25 UJ	0.25 UJ
PETN	NE	NE	120,000	0.25 U	0.25 U	0.044 J	0.25 U	0.25 U	0.25 U	0.25 U
RDX	NE	58.2	--	0.24 J	0.073 J	0.071 J	0.19 J	3.2	0.049 U	0.049 U
Tetryl	NE	244	--	0.05 U	0.05 U	0.05 U	0.05 U	0.05 U	0.049 U	0.049 U
Perchlorate by Method SW6850 (µg/kg)										
Perchlorate	NE	54,800	--	280 J	460 J	630 J	800 J	1,100 J	1,500 J	480 J

Table 4-1. Detected Analytes for Incremental Soil Samples for the Open Detonation Unit, October 2014 (Page 5 of 9)

Analyte[a]	Coyote Test Field Super Group Background Values (surface soil)[b]	NMED Residential Soil Screening Level[c]	EPA Regional Screening Levels, Residential[d]							
			Location	**H08A02**	**H08A02**	**H08A02**	**H09B01**	**H10B01**	**H10B01**	**H10B01**
			Sample Identification	OD-SO-H08A02-0814	OD-SO-H08A02-D14	OD-SO-H08A02-T14	OD-SO-H09B01-0814	OD-SO-H10B01-0814	OD-SO-H10B01-D14	OD-SO-H10B01-T14
			Sample Type	Normal	Duplicate	Triplicate	Normal	Normal	Duplicate	Triplicate
			Sample Date	08/29/14	08/29/14	08/29/14	08/29/14	08/28/14	08/28/14	08/28/14
			Sample Depth	0 - 0.25 (ft)	0 - 0.25 (ft)	0 - 0.25 (ft)	0 - 0.25 (ft)	0 - 0.25 (ft)	0 - 0.25 (ft)	0 - 0.25 (ft)
Metals by Method SW6020/SW7471 (mg/L)										
Antimony	3.9	31.3	--	0.55 J	0.66	0.85	0.61	0.55 J	0.38 J	0.49 J
Arsenic	5.6	3.9	--	**8**	**6.5**	**7.3**	**6.2**	**6.9**	5.3	5
Barium	130	15,596	--	130	120	130	**170**	**150**	**150**	**140**
Beryllium	0.65	156	--	0.58	0.54	0.58	0.62	0.64	0.62	0.59
Cadmium	1	70.3	--	0.37	0.48	0.36	0.32	0.31	0.33	0.33
Chromium	17.3	117,321	--	13	15	13	15	14	14	13
Cobalt	5.2	NE	23	5.1	5.4	5.2	**5.8**	**5.7**	**5.5**	**5.3**
Copper	15.4	3,129	--	**17**	**19**	**19**	**25**	**22**	**21**	**36**
Lead	21.4	400	--	**47**	**39**	**51**	**29**	**36**	**28**	**33**
Nickel	11.5	1,564	--	10	**12**	11	**12**	**12**	11	11
Selenium	1	391	--	0.23 J	0.22 J	0.23 J	0.25 J	0.27 J	0.24 J	0.25 J
Silver	1	391	--	0.2	0.21	0.18	0.15	0.16	0.18	0.14
Thallium	1.1	0.78	--	0.33	0.15	0.16	0.17	0.17	0.17	0.16
Tin	10	NE	47,000	2 J	2.4 J	2 J	2 J	2 J	4.9 U	5 U
Vanadium	20.4	391	--	**25**	**24**	**25**	**29**	**28**	**27**	**26**
Zinc	62	23,464	--	49	53	53	**71**	62	62	**75**
Mercury	0.25	15.6	--	0.031	0.032	0.031	0.037	0.044	0.038	0.033
Explosives by Method SW8330B (mg/kg										
1,3,5-Trinitrobenzene	NE	NE	2,200,000	0.049 U	0.05 U	0.05 U	0.05 U	0.05 U	0.05 U	0.05 U
1,3-Dinitrobenzene	NE	NE	6,100	0.049 U	0.05 U	0.05 U	0.05 U	0.05 U	0.05 U	0.05 U
2,4,6-Trinitrotoluene	NE	39.1	--	0.17 J	0.05 U	0.05 U	0.05 U	0.05 U	0.05 U	0.05 U
2,4-Dinitrotoluene	NE	7.15	--	0.049 U	0.05 U	0.055 J	0.056 J	0.075 J	0.05 U	0.02 J
2,6-Dinitrotoluene	NE	61.1	--	0.049 U	0.05 U	0.05 U	0.05 U	0.05 U	0.05 U	0.05 U
2-Amino-4,6-dinitrotoluene	NE	NE	150,000	0.04 J	0.05 U	0.05 U	0.05 U	0.05 U	0.05 U	0.05 U
2-Nitrotoluene	NE	29.1	--	0.049 U	0.05 U	0.05 U	0.05 U	0.05 U	0.05 U	0.05 U
3-Nitrotoluene	NE	7.8	--	0.049 U	0.05 U	0.05 U	0.05 U	0.05 U	0.05 U	0.05 U
4-Amino-2,6-dinitrotoluene	NE	NE	150,000	0.026 J	0.05 U	0.05 U	0.05 U	0.05 U	0.05 U	0.05 U
4-Nitrotoluene	NE	244	--	0.049 U	0.05 U	0.05 U	0.05 U	0.05 U	0.05 U	0.05 U
HMX	NE	3,911	--	0.056 J	0.045 J	0.03 J	0.16 J	0.25	0.047 J	0.1 J
Nitrobenzene	NE	53.5	--	0.049 U	0.05 U	0.05 U	0.05 U	0.05 U	0.05 U	0.05 U
Nitroglycerin	NE	6.11	--	0.25 UJ	0.25 UJ	1.2 J	0.04 J	0.57 J	0.25 UJ	0.031 J
PETN	NE	NE	120,000	0.25 U	0.25 U	0.25 U	0.25 U	0.25 U	0.25 U	0.25 U
RDX	NE	58.2	--	0.049 U	0.05 U	0.05 U	0.05 U	1.1 J	0.05 UJ	0.23 J
Tetryl	NE	244	--	0.049 U	0.05 U	0.05 U	0.05 U	0.05 U	0.05 U	0.05 U
Perchlorate by Method SW6850 (µg/kg)										
Perchlorate	NE	54,800	--	640 J	690 J	740 J	1,500 J	1,300 J	1,300 J	980 J

Table 4-1. Detected Analytes for Incremental Soil Samples for the Open Detonation Unit, October 2014 (Page 6 of 9)

Analyte[a]	Coyote Test Field Super Group Background Values (surface soil)[b]	NMED Residential Soil Screening Level[c]	EPA Regional Screening Levels, Residential [d]						
			Location	**J07B01**	**J08A02**	**J08B01**	**J09A01**	**J09A02**	**J09B01**
			Sample Identification	OD-SO-J07B01-0814	OD-SO-J08A02-0814	OD-SO-J08B01-0814	OD-SO-J09A01-0814	OD-SO-J09A02-0814	OD-SO-J09B01-0814
			Sample Type	Normal	Normal	Normal	Normal	Normal	Normal
			Sample Date	08/28/14	08/28/14	08/28/14	08/28/14	08/28/14	08/28/14
			Sample Depth	0 - 0.25 (ft)	0 - 0.25 (ft)	0 - 0.25 (ft)	0 - 0.25 (ft)	0 - 0.25 (ft)	0 - 0.25 (ft)
Metals by Method SW6020/SW7471 (mg/L)									
Antimony	3.9	31.3	--	0.25 J	0.47 J	0.37 J	0.87	0.49 J	0.59 J
Arsenic	5.6	3.9	--	4.9	5.3	4.8	**6.4**	5.6	5.4
Barium	130	15,596	--	110	**150**	120	**180**	**170**	**180**
Beryllium	0.65	156	--	0.6	0.58	0.57	0.62	0.61	0.59
Cadmium	1	70.3	--	0.46	0.38	0.3	0.56	0.41	0.61
Chromium	17.3	117,321	--	13	15	17	16	14	**19**
Cobalt	5.2	NE	23	**5.3**	5.2	**5.5**	**5.7**	**5.4**	**5.5**
Copper	15.4	3,129	--	14	**31**	**38**	**49**	**29**	**61**
Lead	21.4	400	--	**22**	**29**	**26**	**87**	**37**	**36**
Nickel	11.5	1,564	--	10	11	11	**13**	**12**	**14**
Selenium	1	391	--	0.24 J	0.23 J	0.21 J	0.26 J	0.25 J	0.24 J
Silver	1	391	--	0.075 J	0.27	0.13	0.28	0.17	0.28
Thallium	1.1	0.78	--	0.17	0.16	0.16	0.17	0.17	0.16
Tin	10	NE	47,000	5 U	2 J	5 U	2.8 J	2.5 J	2.4 J
Vanadium	20.4	391	--	**24**	**26**	**24**	**29**	**27**	**28**
Zinc	62	23,464	--	45	59	55	**100**	**64**	**93**
Mercury	0.25	15.6	--	0.019 J	0.029	0.018 J	0.037	0.043	0.041
Explosives by Method SW8330B (mg/kg									
1,3,5-Trinitrobenzene	NE	NE	2,200,000	0.05 U	0.05 U	0.05 U	0.05 U	0.05 U	0.05 U
1,3-Dinitrobenzene	NE	NE	6,100	0.05 U	0.05 U	0.05 U	0.05 U	0.05 U	0.05 U
2,4,6-Trinitrotoluene	NE	39.1	--	0.05 U	0.041 J	0.05 U	0.05 U	0.05 U	0.05 U
2,4-Dinitrotoluene	NE	7.15	--	0.05 U	0.05 U	0.05 U	0.048 J	0.05 U	0.012 J
2,6-Dinitrotoluene	NE	61.1	--	0.05 U	0.05 U	0.05 U	0.05 U	0.05 U	0.05 U
2-Amino-4,6-dinitrotoluene	NE	NE	150,000	0.05 U	0.021 J	0.05 U	0.021 J	0.05 U	0.05 U
2-Nitrotoluene	NE	29.1	--	0.05 U	0.05 U	0.05 U	0.05 U	0.05 U	0.05 U
3-Nitrotoluene	NE	7.8	--	0.05 U	0.05 U	0.05 U	0.05 U	0.05 U	0.05 U
4-Amino-2,6-dinitrotoluene	NE	NE	150,000	0.05 U	0.012 J	0.05 U	0.013 J	0.05 U	0.05 U
4-Nitrotoluene	NE	244	--	0.05 U	0.05 U	0.05 U	0.05 U	0.05 U	0.05 U
HMX	NE	3,911	--	0.018 J	1.6	0.14 J	0.85	0.55	1.2
Nitrobenzene	NE	53.5	--	0.05 U	0.05 U	0.05 U	0.05 U	0.05 U	0.05 U
Nitroglycerin	NE	6.11	--	0.25 UJ	0.06 J	0.25 UJ	0.15 J	0.25 UJ	0.18 J
PETN	NE	NE	120,000	0.25 U	0.25 U	0.25 U	1.2	0.1 J	0.25 U
RDX	NE	58.2	--	0.044 J	0.05 U	0.05 U	0.18 J	0.17 J	0.6
Tetryl	NE	244	--	0.05 U	0.05 U	0.014 J	0.05 U	0.05 U	0.05 U
Perchlorate by Method SW6850 (µg/kg)									
Perchlorate	NE	54,800	--	510 J	2,800 J	660 J	1,300 J	1,600 J	3,600 J

Table 4-1. Detected Analytes for Incremental Soil Samples for the Open Detonation Unit, October 2014 (Page 7 of 9)

Analyte[a]	Coyote Test Field Super Group Background Values (surface soil)[b]	NMED Residential Soil Screening Level[c]	EPA Regional Screening Levels, Residential[d]						
			Location	**K07B02**	**K09B01**	**K09B02**	**K09B02**	**K09B02**	**K10B01**
			Sample Identification	OD-SO-K07B02-0814	OD-SO-K09B01-0814	OD-SO-K09B02-0814	OD-SO-K09B02-D14	OD-SO-K09B02-T14	OD-SO-K10B01-0814
			Sample Type	Normal	Normal	Normal	Duplicate	Triplicate	Normal
			Sample Date	08/27/14	08/27/14	08/27/14	08/27/14	08/27/14	08/27/14
			Sample Depth	0 - 0.25 (ft)	0 - 0.25 (ft)	0 - 0.25 (ft)	0 - 0.25 (ft)	0 - 0.25 (ft)	0 - 0.25 (ft)
Metals by Method SW6020/SW7471 (mg/L)									
Antimony	3.9	31.3	--	0.81	0.38 J	0.58 J	0.51 J	0.61	0.88
Arsenic	5.6	3.9	--	5	4.9	5.1	4.9	5	5.4
Barium	130	15,596	--	110	**200**	**170**	130	130	130
Beryllium	0.65	156	--	**0.67**	0.59	0.56	0.54	0.54	0.63
Cadmium	1	70.3	--	0.18	0.22	0.38	0.28	0.29	0.29
Chromium	17.3	117,321	--	14	**16 J**	**24 J**	14	**16**	14
Cobalt	5.2	NE	23	**5.6**	**7.6 J**	5.2	4.8	5.1	**5.7**
Copper	15.4	3,129	--	15	**27 J**	**46**	**25**	**26**	**86**
Lead	21.4	400	--	**110**	17 J	**46**	**29**	**31**	**130**
Nickel	11.5	1,564	--	**12**	**16 J**	**16 J**	10	11	**12**
Selenium	1	391	--	0.25 J	0.24 J	0.34 J	0.21 J	0.2 J	0.23 J
Silver	1	391	--	0.072 J	0.081 J	0.12	0.15	0.18	0.17
Thallium	1.1	0.78	--	0.18	0.16	0.17	0.15	0.15	0.17
Tin	10	NE	47,000	4.9 U	4.9 U	31 J	5 U	2.2 J	3.9 J
Vanadium	20.4	391	--	**27**	**26**	**26**	**24**	**25**	**27**
Zinc	62	23,464	--	50	47	**63 J**	57	**64**	58
Mercury	0.25	15.6	--	0.024	0.021 J	0.025	0.036	0.028	0.029
Explosives by Method SW8330B (mg/kg									
1,3,5-Trinitrobenzene	NE	NE	2,200,000	0.05 U	0.05 U	0.049 U	0.049 U	0.049 U	0.05 U
1,3-Dinitrobenzene	NE	NE	6,100	0.05 U	0.05 U	0.049 U	0.049 U	0.049 U	0.05 U
2,4,6-Trinitrotoluene	NE	39.1	--	0.05 U	0.05 U	0.14 J	0.29	0.049 U	0.05 U
2,4-Dinitrotoluene	NE	7.15	--	0.05 U	0.05 U	1 J	0.017 J	0.052 J	0.05 U
2,6-Dinitrotoluene	NE	61.1	--	0.05 U	0.05 U	0.064 J	0.049 U	0.049 U	0.05 U
2-Amino-4,6-dinitrotoluene	NE	NE	150,000	0.05 U	0.05 U	0.033 J	0.023 J	0.049 U	0.05 U
2-Nitrotoluene	NE	29.1	--	0.05 U	0.05 U	0.049 U	0.049 U	0.049 U	0.05 U
3-Nitrotoluene	NE	7.8	--	0.05 U	0.05 U	0.049 U	0.049 U	0.049 U	0.05 U
4-Amino-2,6-dinitrotoluene	NE	NE	150,000	0.05 U	0.05 U	0.026 J	0.018 J	0.011 J	0.05 U
4-Nitrotoluene	NE	244	--	0.05 U	0.05 U	0.049 U	0.049 U	0.049 U	0.05 U
HMX	NE	3,911	--	0.067 J	0.24 J	0.081 J	0.14 J	0.18 J	0.66
Nitrobenzene	NE	53.5	--	0.05 U	0.05 U	0.049 U	0.049 U	0.049 U	0.05 U
Nitroglycerin	NE	6.11	--	0.031 J	0.25 UJ	2.48 J	0.15 J	0.25 UJ	0.25 UJ
PETN	NE	NE	120,000	0.25 U	0.25 U	0.25 U	0.25 U	0.25 U	0.25 U
RDX	NE	58.2	--	0.05 U	0.48	0.049 U	0.049 U	0.049 U	8.1
Tetryl	NE	244	--	0.05 U	0.05 U	0.049 U	0.049 U	0.049 U	0.05 U
Perchlorate by Method SW6850 (µg/kg)									
Perchlorate	NE	54,800	--	480 J	1,500 J	770 J	930 J	1,400 J	1,600 J

Table 4-1. Detected Analytes for Incremental Soil Samples for the Open Detonation Unit, October 2014 (Page 8 of 9)

Analyte[a]	Coyote Test Field Super Group Background Values (surface soil)[b]	NMED Residential Soil Screening Level[c]	EPA Regional Screening Levels, Residential[d]						
			Location	**L11A01**	**L11B02**	**L11B02**	**L11B02**	**L12B01**	**M10A02**
			Sample Identification	OD-SO-L11A01-0814	OD-SO-L11B02-0814	OD-SO-L11B02-D14	OD-SO-L11B02-T14	OD-SO-L12B01-0814	OD-SO-M10A02-0814
			Sample Type	Normal	Normal	Duplicate	Triplicate	Normal	Normal
			Sample Date	08/26/14	08/25/14	08/25/14	08/25/14	08/25/14	08/26/14
			Sample Depth	0 - 0.25 (ft)	0 - 0.25 (ft)	0 - 0.25 (ft)	0 - 0.25 (ft)	0 - 0.25 (ft)	0 - 0.25 (ft)
Metals by Method SW6020/SW7471 (mg/L)									
Antimony	3.9	31.3	--	0.38 J	0.37 J	0.28 J	0.42 J	0.33 J	0.34 J
Arsenic	5.6	3.9	--	4.9	5.3	5.6	5.4	4.2	5.2
Barium	130	15,596	--	120	110	110	120	100	120
Beryllium	0.65	156	--	**0.66**	**0.68**	**0.68**	**0.7**	0.57	**0.7**
Cadmium	1	70.3	--	0.32	0.26	0.25	0.24	0.35	0.25
Chromium	17.3	117,321	--	13	14	14	15	13	16
Cobalt	5.2	NE	23	5.2	**5.4**	**5.5**	**5.6**	5.1	**5.9**
Copper	15.4	3,129	--	**28**	**21**	**22**	**20**	**39**	**37**
Lead	21.4	400	--	**42**	**45**	**23**	**46**	**34**	**24**
Nickel	11.5	1,564	--	11	**12**	**12**	**12**	11	**19**
Selenium	1	391	--	0.21 J	0.24 J	0.24 J	0.25 J	0.21 J	0.23 J
Silver	1	391	--	**1.3**	0.21	1	0.15	0.32	0.4
Thallium	1.1	0.78	--	0.16	0.17	0.18	0.18	0.15	0.21
Tin	10	NE	47,000	2.2 J	2.1 J	2.1 J	2.1 J	2.2 J	4.9 U
Vanadium	20.4	391	--	**25**	**25**	**25**	**25**	**21**	**25**
Zinc	62	23,464	--	49	48	49	53	61	46
Mercury	0.25	15.6	--	0.1	0.041	0.052	0.043	0.053	0.04
Explosives by Method SW8330B (mg/kg)									
1,3,5-Trinitrobenzene	NE	NE	2,200,000	0.049 U	0.049 U	0.05 U	0.05 U	0.05 U	0.05 U
1,3-Dinitrobenzene	NE	NE	6,100	0.049 U	0.049 U	0.05 U	0.05 U	0.05 U	0.05 U
2,4,6-Trinitrotoluene	NE	39.1	--	0.049 U	0.049 U	0.05 U	0.05 U	0.05 U	0.05 U
2,4-Dinitrotoluene	NE	7.15	--	0.049 U	0.0187 J	0.05 U	0.05 U	0.056 J	0.08 J
2,6-Dinitrotoluene	NE	61.1	--	0.049 U	0.049 U	0.05 U	0.05 U	0.05 U	0.05 U
2-Amino-4,6-dinitrotoluene	NE	NE	150,000	0.049 U	0.049 U	0.05 U	0.05 U	0.05 U	0.05 U
2-Nitrotoluene	NE	29.1	--	0.049 U	0.049 U	0.05 U	0.05 U	0.05 U	0.05 U
3-Nitrotoluene	NE	7.8	--	0.049 U	0.049 U	0.05 U	0.05 U	0.05 U	0.05 U
4-Amino-2,6-dinitrotoluene	NE	NE	150,000	0.049 U	0.049 U	0.05 U	0.05 U	0.05 U	0.05 U
4-Nitrotoluene	NE	244	--	0.049 U	0.049 U	0.05 U	0.05 U	0.05 U	0.05 U
HMX	NE	3,911	--	0.027 J	0.049 U	0.044 J	0.094 J	0.066 J	0.05 U
Nitrobenzene	NE	53.5	--	0.049 U	0.049 U	0.05 U	0.05 U	0.05 U	0.05 U
Nitroglycerin	NE	6.11	--	0.24 UJ	0.525 J	0.25 UJ	1.2 J	1.3 J	1.5 J
PETN	NE	NE	120,000	0.24 U	0.25 U	0.25 U	0.25 U	0.25 U	0.25 U
RDX	NE	58.2	--	0.049 U	0.049 U	0.19 J	0.05 U	0.093 J	0.05 U
Tetryl	NE	244	--	0.049 U	0.049 U	0.05 U	0.05 U	0.05 U	0.05 U
Perchlorate by Method SW6850 (µg/kg)									
Perchlorate	NE	54,800	--	400 J	130 J	120 J	76 J	77 J	48 J

Bold indicates the detected analyte exceeds the approved background value.

Shaded cell indicates the detected analyte exceeds the NMED RSSL or EPA regional screening level if no NMED RSSL is available.

[a] EPA, 1996. *Test Methods for Evaluating Solid Waste, Physical/Chemical Methods.*

[b] NMED, 1997. *Approved Background Concentrations, Sandia National Laboratories/Kirtland Air Force Base.* September.

[c] NMED, 2012. *Residential Soil Screening Levels.* February.

[d] EPA, 2012. *Regional Screening Levels, Residential.* November.

-- EPA regional screening level not listed; result is compared to NMED soil screening level.

ft - foot/feet

J - The analyte was positively identified; the quantitation is an estimate.

µg/kg - micrograms per kilogram

mg/Kg - milligrams per kilogram

NE - not established

NMED - New Mexico Environment Department

RSSL - residential soil screening level

U - The analyte was not detected at a concentration greater than the detection limit.

UJ - The analyte was not detected; the quantitation is an estimate.

Table 4-2. Detected Analytes for Discrete Soil Samples for the Open Detonation Unit, December 2015 (Page 1 of 9)

Analyte	Coyote Test Field Super Group Background Values (surface soil)[a]	Coyote Test Field Super Group Background Values (subsurface soil)[a]	NMED RSSL[b]	EPA RSSL[c]	H09B1-01					J09A1-02				J09A1-04				J09A1-05					J09A1-07				
Sample ID					OT29-FD-H09B1-01-0001	OT29-SO-H09B1-01-0001	OT29-SO-H09B1-01-0405	OT29-SO-H09B1-01-0910	OT29-SO-H09B1-01-1415	OT29-SO-J09A1-02-0001	OT29-SO-J09A1-02-0405	OT29-SO-J09A1-02-0910	OT29-SO-J09A1-02-1415	OT29-SO-J09A1-04-0001	OT29-SO-J09A1-04-0405	OT29-SO-J09A1-04-0910	OT29-SO-J09A1-04-1415	OT29-FD-J09A1-05-0001	OT29-SO-J09A1-05-0001	OT29-SO-J09A1-05-0409	OT29-SO-J09A1-05-0910	OT29-SO-J09A1-05-1415	OT29-FD-J09A1-07-0405	OT29-SO-J09A1-07-0001	OT29-SO-J09A1-07-0405	OT29-SO-J09A1-07-0910	OT29-SO-J09A1-07-1415
Sample Type					FD	N	N	N	N	N	N	N	N	N	N	N	N	FD	N	N	N	N	FD	N	N	N	N
Sample Depth					0-1 (ft)	0-1 (ft)	4-5 (ft)	9-10 (ft)	14-15 (ft)	0-1 (ft)	4-5 (ft)	9-10 (ft)	14-15 (ft)	0-1 (ft)	4-5 (ft)	9-10 (ft)	14-15 (ft)	0-1 (ft)	0-1 (ft)	4-9 (ft)	9-10 (ft)	14-15 (ft)	4-5 (ft)	0-1 (ft)	4-5 (ft)	9-10 (ft)	14-15 (ft)
Sample Date					12/08/15	12/08/15	12/08/15	12/08/15	12/08/15	12/08/15	12/08/15	12/08/15	12/08/15	12/08/15	12/08/15	12/08/15	12/08/15	12/08/15	12/08/15	12/08/15	12/08/15	12/08/15	12/08/15	12/08/15	12/08/15	12/08/15	12/08/15
Metals by Method SW6020[d] (mg/kg)																											
Antimony	3.9	3.9	31	--	0.51 J	0.44 J	0.46 U	0.43 U	0.43 U	**7.2**	0.44 U	0.4 U	0.43 U	0.43 J	0.42 U	0.43 U	0.25 J	0.32 J	0.34 J	0.42 U	0.39 U	0.41 U	0.39 J	0.64 J	0.76	0.39 J	0.42 U
Arsenic	5.6	7.4	4.25	--	5.6	5.5	5.7	4.3	4.1	4.6	5.6	3.3	3.8	4	**8**	4.5	5.5	**5.7**	4.6	5.2	4.6	3.7	6.6	**16**	5.3	4	6.4
Barium	130	214	15,558	--	**170**	**160**	**290**	72	100	120	**260**	96	45	**140**	**490**	140	84	96	94	140	55	60	**480 J**	**140**	**240 J**	120	69
Beryllium	0.65	0.65	156	--	**0.68**	0.61	0.36	0.33	0.43	0.48	0.37	0.29	0.32	0.43	0.39	0.42	0.36	0.48	0.48	0.32	0.31	0.23	0.45	0.56	0.47	0.33	0.35
Cadmium	1	0.9	71	--	0.25	0.23	0.072 J	0.11 U	0.091 J	0.36	0.1 J	0.052 J	0.11 U	0.38	0.11 J	0.071 J	0.08 J	0.28 J	0.18 J	0.063 J	0.063 J	0.064 J	0.49 J	0.42	0.7 J	0.35	0.1 U
Chromium	17.3	12.8	97	--	17	**20**	7.2	6.6	4.6	13	8	4.2	4.2	**21**	8.3	7.8	4.6	12	12	6.5	5	2.9	12	13	**13**	7.6	6.1
Cobalt	5.2	5.2	--	23	**5.7**	**5.7**	3	2.5	3.3	4.3	3.6	2.4	2.5	3.9	3.3	3.1	3.9	4.1	4.2	2.7	2.7	2.8	4.4	4.7	3.8	3.1	2.9
Copper	15.4	18.2	3,129	--	**17**	15	3.3	3	6.2	**23**	5	3.7	4.3	**19**	4.6	5	4.1	14	13	4.3	5.2	3.9	**20 J**	**27**	**30 J**	**34**	4.3
Lead	21.4	11.8	400	--	**25**	20	4.4	4.4	3.9	**230**	5.7	4.4	5.6	17	6.4	5.2	5.6	13	12	5	5.2	4.1	**15 J**	**24**	**29 J**	**14**	5.2
Nickel	11.5	11.5	1,560	--	**14**	**15**	7	4.9	5.7	10	7.7	3.7	4.3	**13**	7.4	5.9	5.5	8.7	9.5	6.3	4.7	4	11	10	10	6.8	5.5
Selenium	1	1	391	--	0.25 J	0.29 J	0.15 J	0.12 J	0.17 J	0.24 J	0.13 J	0.2 U	0.14 J	0.2 J	0.19 J	0.15 J	0.16 J	0.2 J	0.15 J	0.12 J	0.12 J	0.21 U	0.17 J	0.25 J	0.22 J	0.16 J	0.23 J
Silver	1	1	391	--	0.095 J	0.099 J	0.07 U	0.064 U	0.064 U	0.13	0.067 U	0.06 U	0.064 U	0.16	0.063 U	0.065 U	0.06 U	0.08 J	0.075 J	0.064 U	0.059 U	0.062 U	0.56 J	0.14	**19 J**	0.088 J	0.063 U
Thallium	1.1	1.1	0.78	--	0.19	0.18	0.093 J	0.075 J	0.1 J	0.16	0.11 J	0.1 J	0.12 J	0.12 J	0.11 J	0.11 J	0.16	0.14 J	0.18	0.096 J	0.17	0.091 J	0.12 J	0.73	0.12 J	0.14 J	0.11 J
Tin	10	10	--	47,000	1.4 J	**3.4 U**	3.5 U	3.2 U	3.2 U	1.6 J	3.3 U	3 U	3.2 U	1.3 J	3.1 U	3.2 U	3 U	3.3 U	3.3 U	3.2 U	2.9 U	3.1 U	1.4 J	1.5 J	3.7 J	1.5 J	3.1 U
Vanadium	20.4	21.5	394	--	**27**	**27**	**28**	16	15	**23**	**25**	12	13	**21**	**28**	18	17	**22**	**22**	21	14	9.7	**25**	**25**	**23**	18	17
Zinc	62	62	23,464	--	**65**	55	17	17	28	**71**	21	20	28	**72**	25	25	26	40	40	22	25	19	**63 J**	59	**97 J**	42	22
Perchlorate by Method SW6850[d] (µg/kg)																											
Perchlorate	--	--	54,750	--	17,000	14,000	1,600	130	450	640	17,000	990	740	6,200	13,000	6,600	2,900	860	1,100	410	320	350	25,000	2,900	24,000	73,000	8,300
Mercury by Method SW7471[d] (mg/kg)																											
Mercury	0.25	0.10	24	--	0.018 J	0.015 J	0.017 U	0.015 U	0.016 U	0.026 J	0.013 J	0.016 U	0.017 U	0.037 J	0.029 J	0.013 J	0.017 U	0.018 J	0.017 J	0.018 U	0.017 U	0.016 U	0.055	0.029 J	0.081	0.091	0.017 U
VOCs by Method SW8260B[d] (µg/kg)																											
1,2,4-Trimethylbenzene	--	--	--	58,000	0.72 J	2.2 UJ	NS	NS	2.2 UJ	2.1 UJ	NS	NS	2.1 U	1.9 UJ	NS	NS	2.6 U	2.1 UJ	2.2 UJ	NS	NS	1.8 UJ	NS	1.9 U	NS	NS	2 U
1,3,5-Trimethylbenzene	--	--	--	780,000	1.1 U	1.1 UJ	NS	NS	1.1 UJ	1.1 UJ	NS	NS	1.1 U	0.96 UJ	NS	NS	1.3 U	1 UJ	1.1 UJ	NS	NS	0.9 UJ	NS	0.39 J	NS	NS	0.98 U
2-Butanone (MEK)	--	--	37,418,184	--	3.9 U	2.5 U	NS	NS	5.5 UJ	5.4 UJ	NS	NS	2.6 U	4.8 UJ	NS	NS	1.9 U	5.2 UJ	5.4 UJ	NS	NS	4.5 UJ	NS	4.2 U	NS	NS	2 U
Benzene	--	--	17,795	--	0.43 J	0.56 J	NS	NS	1.1 UJ	0.83 J	NS	NS	0.9 J	0.99 J	NS	NS	1.3 J	1 R	1.1 R	NS	NS	0.9 R	NS	1.4 J	NS	NS	0.79 J
Bromoform	--	--	674,112	--	1.1 UJ	1.1 UJ	NS	NS	1.1 UJ	1.1 UJ	NS	NS	1.1 UJ	0.96 UJ	NS	NS	1.3 U	1 UJ	1.1 UJ	NS	NS	0.9 UJ	NS	0.97 UJ	NS	NS	0.98 UJ
Bromomethane	--	--	17,727	--	2.1 UJ	2.2 UJ	NS	NS	2.2 UJ	2.1 UJ	NS	NS	2.1 UJ	1.9 UJ	NS	NS	2.6 U	2.1 R	2.2 R	NS	NS	1.8 R	NS	1.9 UJ	NS	NS	2 UJ
Dibromochloromethane	--	--	13,903	--	1.1 UJ	1.1 UJ	NS	NS	1.1 UJ	1.1 UJ	NS	NS	1.1 UJ	0.96 UJ	NS	NS	1.3 U	1 UJ	1.1 UJ	NS	NS	0.9 UJ	NS	0.97 UJ	NS	NS	0.98 UJ
Ethylbenzene	--	--	75,106	--	1.1 UJ	1.1 UJ	NS	NS	1.1 UJ	1.1 UJ	NS	NS	1.1 UJ	0.96 UJ	NS	NS	1.3 U	1 UJ	1.1 UJ	NS	NS	0.9 UJ	NS	0.46 J	NS	NS	0.98 UJ
m-Xylene & p-Xylene	--	--	--	--	2.1 UJ	2.2 UJ	NS	NS	2.2 UJ	2.1 UJ	NS	NS	0.95 J	1.9 UJ	NS	NS	1.6 J	2.1 UJ	2.2 UJ	NS	NS	1.8 UJ	NS	1.9 UJ	NS	NS	0.9 J
o-Xylene	--	--	805,154	--	1.1 UJ	1.1 UJ	NS	NS	1.1 UJ	1.1 UJ	NS	NS	1.1 UJ	0.96 UJ	NS	NS	1.3 U	1 UJ	1.1 UJ	NS	NS	0.9 UJ	NS	0.41 J	NS	NS	0.98 UJ
Toluene	--	--	5,228,442	--	1.5 J	0.85 J	NS	NS	0.78 J	1.1 J	NS	NS	3 J	1.4 J	NS	NS	4.8 J	2.1 R	2.2 R	NS	NS	0.92 J	NS	3.3 J	NS	NS	3.2 J
SVOCs by Method SW8270C[d] (µg/kg)																											
2,4-Dinitrotoluene	--	--	17,099	--	74 U	74 U	NS	NS	68 U	73 U	NS	NS	69 U	250	NS	NS	67 U	450 J	73 U	NS	NS	67 U	NS	71 U	NS	NS	69 U
2,6-Dinitrotoluene	--	--	3,559	--	74 U	74 U	NS	NS	68 U	73 U	NS	NS	69 U	71 U	NS	NS	67 U	360 U	73 U	NS	NS	67 U	NS	71 U	NS	NS	69 U
Acetophenone	--	--	7,821,429	--	37 U	37 U	NS	NS	34 U	36 U	NS	NS	34 U	35 U	NS	NS	34 U	180 U	37 U	NS	NS	34 U	NS	11 U	NS	NS	34 U
Benzo[g,h,i]perylene	--	--	--	--	1.8 U	1.9 U	NS	NS	1.7 U	1.8 U	NS	NS	1.7 U	1.8 U	NS	NS	1.7 U	9.1 U	1.8 U	NS	NS	1.7 U	NS	1.8 U	NS	NS	1.7 U
Bis(2-ethylhexyl) phthalate	--	--	380,392	--	37 U	22 U	NS	NS	19 U	36 U	NS	NS	34 U	35 U	NS	NS	20 U	1200 J	21 U	NS	NS	27 U	NS	180 U	NS	NS	34 U
Di-n-butyl phthalate	--	--	6,163,458	--	37 U	37 U	NS	NS	34 U	36 U	NS	NS	34 U	200	NS	NS	33 U	8000 J	36 UJ	NS	NS	110	NS	6800	NS	NS	34 U
Hexachlorobenzene	--	--	3,328	--	3.6 U	3.7 U	NS	NS	3.4 U	3.6 U	NS	NS	3.4 U	3.5 U	NS	NS	3.3 U	18 U	3.6 U	NS	NS	3.3 U	NS	3.5 U	NS	NS	3.4 U
N-Nitrosodiphenylamine	--	--	1,086,819	--	37 U	37 U	NS	NS	34 U	36 U	NS	NS	34 U	35 U	NS	NS	34 U	3600 J	46 J	NS	NS	34 U	NS	130	NS	NS	34 U

Table 4-2. Detected Analytes for Discrete Soil Samples for the Open Detonation Unit, December 2015 (Page 2 of 9)

Analyte	Coyote Test Field Super Group Background Values (surface soil)[a]	Coyote Test Field Super Group Background Values (subsurface soil)[a]	NMED RSSL[b]	EPA RSSL[c]	H09B1-01					J09A1-02				J09A1-04				J09A1-05					J09A1-07				
Sample ID					OT29-FD-H09B1-01-0001	OT29-SO-H09B1-01-0001	OT29-SO-H09B1-01-0405	OT29-SO-H09B1-01-0910	OT29-SO-H09B1-01-1415	OT29-SO-J09A1-02-0001	OT29-SO-J09A1-02-0405	OT29-SO-J09A1-02-0910	OT29-SO-J09A1-02-1415	OT29-SO-J09A1-04-0001	OT29-SO-J09A1-04-0405	OT29-SO-J09A1-04-0910	OT29-SO-J09A1-04-1415	OT29-FD-J09A1-05-0001	OT29-SO-J09A1-05-0001	OT29-SO-J09A1-05-0409	OT29-SO-J09A1-05-0910	OT29-SO-J09A1-05-1415	OT29-FD-J09A1-07-0405	OT29-SO-J09A1-07-0001	OT29-SO-J09A1-07-0405	OT29-SO-J09A1-07-0910	OT29-SO-J09A1-07-1415
Sample Type					FD	N	N	N	N	N	N	N	N	N	N	N	N	FD	N	N	N	N	FD	N	N	N	N
Sample Depth					0-1 (ft)	0-1 (ft)	4-5 (ft)	9-10 (ft)	14-15 (ft)	0-1 (ft)	4-5 (ft)	9-10 (ft)	14-15 (ft)	0-1 (ft)	4-5 (ft)	9-10 (ft)	14-15 (ft)	0-1 (ft)	0-1 (ft)	4-9 (ft)	9-10 (ft)	14-15 (ft)	4-5 (ft)	0-1 (ft)	4-5 (ft)	9-10 (ft)	14-15 (ft)
Sample Date					12/08/15	12/08/15	12/08/15	12/08/15	12/08/15	12/08/15	12/08/15	12/08/15	12/08/15	12/08/15	12/08/15	12/08/15	12/08/15	12/08/15	12/08/15	12/08/15	12/08/15	12/08/15	12/08/15	12/08/15	12/08/15	12/08/15	12/08/15
Dioxins/Furans by Method SW8290[d] (pg/g)																											
1,2,3,4,6,7,8-HpCDD	--	--	--	--	4.3 U	2.6 U	NS	NS	0.29 U	9.8	NS	NS	0.11 U	9.1	NS	NS	0.1 U	6.7 U	8.8	NS	NS	0.071 U	NS	15	NS	NS	0.16 U
1,2,3,4,6,7,8-HpCDF	--	--	--	--	0.72 U	0.56 U	NS	NS	0.14 U	1.4 U	NS	NS	0.098 U	1.3 U	NS	NS	0.2 U	0.88 U	1.2 U	NS	NS	0.086 U	NS	2.2 U	NS	NS	0.19 U
1,2,3,4,7,8,9-HpCDF	--	--	--	--	0.11 J	0.16 J	NS	NS	0.036 U	0.17 J	NS	NS	0.038 U	0.12 U	NS	NS	0.093 U	0.16 J	0.079 U	NS	NS	0.048 U	NS	0.32 J	NS	NS	0.082 U
1,2,3,4,7,8-HxCDD	--	--	--	--	0.065 J	0.11 J	NS	NS	0.03 U	0.17 J	NS	NS	0.02 U	0.13 J	NS	NS	0.029 U	0.1 J	0.15 J	NS	NS	0.022 U	NS	0.2 J	NS	NS	0.027 U
1,2,3,4,7,8-HxCDF	--	--	--	--	0.05 U	0.16 U	NS	NS	0.034 U	0.053 U	NS	NS	0.023 U	0.15 U	NS	NS	0.039 U	0.11 U	0.15 U	NS	NS	0.023 U	NS	0.23 U	NS	NS	0.037 U
1,2,3,6,7,8-HxCDD	--	--	--	1,000	0.2 J	0.18 J	NS	NS	0.029 U	0.39 J	NS	NS	0.019 U	0.39 J	NS	NS	0.028 U	0.28 J	0.3 J	NS	NS	0.022 U	NS	0.41 J	NS	NS	0.026 U
1,2,3,6,7,8-HxCDF	--	--	--	--	0.088 U	0.094 U	NS	NS	0.1 U	0.086 U	NS	NS	0.021 U	0.13 U	NS	NS	0.035 U	0.076 U	0.1 U	NS	NS	0.021 U	NS	0.18 U	NS	NS	0.034 U
1,2,3,7,8,9-HxCDD	--	--	--	1,000	0.21 U	0.19 U	NS	NS	0.11 U	0.39 U	NS	NS	0.017 U	0.33 U	NS	NS	0.025 U	0.27 U	0.32 U	NS	NS	0.019 U	NS	0.51 U	NS	NS	0.053 U
1,2,3,7,8,9-HxCDF	--	--	--	--	0.051 U	0.043 U	NS	NS	0.066 U	0.054 U	NS	NS	0.023 U	0.063 U	NS	NS	0.039 U	0.038 U	0.041 U	NS	NS	0.023 U	NS	0.052 U	NS	NS	0.038 U
1,2,3,7,8-PeCDD	--	--	--	--	0.069 U	0.084 J	NS	NS	0.037 U	0.067 U	NS	NS	0.032 U	0.072 U	NS	NS	0.043 U	0.057 U	0.1 J	NS	NS	0.034 U	NS	0.15 J	NS	NS	0.047 U
1,2,3,7,8-PeCDF	--	--	--	--	0.048 U	0.047 U	NS	NS	0.028 U	0.047 U	NS	NS	0.021 U	0.043 U	NS	NS	0.034 U	0.041 U	0.037 U	NS	NS	0.027 U	NS	0.044 U	NS	NS	0.03 U
2,3,4,6,7,8-HxCDF	--	--	--	--	0.049 U	0.12 U	NS	NS	0.098 U	0.052 U	NS	NS	0.022 U	0.06 U	NS	NS	0.038 U	0.036 U	0.04 U	NS	NS	0.022 U	NS	0.14 U	NS	NS	0.036 U
2,3,4,7,8-PeCDF	--	--	--	--	0.048 U	0.048 U	NS	NS	0.028 U	0.086 J	NS	NS	0.021 U	0.044 U	NS	NS	0.034 U	0.042 U	0.037 U	NS	NS	0.028 U	NS	0.11 J	NS	NS	0.031 U
2,3,7,8-TCDD	--	--	49	--	0.045 U	0.045 U	NS	NS	0.033 U	0.042 U	NS	NS	0.024 U	0.043 U	NS	NS	0.046 U	0.034 U	0.036 U	NS	NS	0.03 U	NS	0.05 U	NS	NS	0.037 U
2,3,7,8-TCDF	--	--	490	--	0.14 U	0.13 U	NS	NS	0.024 U	0.15 U	NS	NS	0.017 U	0.041 U	NS	NS	0.036 U	0.15 U	0.13 U	NS	NS	0.02 U	NS	0.12 J	NS	NS	0.026 U
OCDD	--	--	--	--	36	21	NS	NS	1.8 U	79	NS	NS	0.39 U	72	NS	NS	0.68 U	52	75	NS	NS	0.39 U	NS	130	NS	NS	0.75 U
OCDF	--	--	--	--	4 U	3.2 U	NS	NS	1.5 U	8.5 U	NS	NS	2.9 U	11 U	NS	NS	7.7 U	6.3 U	7.1 U	NS	NS	3.6 U	NS	14 U	NS	NS	8 U
Total HpCDD	--	--	--	--	7.6 U	4.9 U	NS	NS	0.44 U	16	NS	NS	0.22 U	15	NS	NS	0.22 U	12	15	NS	NS	0.15 U	NS	25	NS	NS	0.28 U
Total HpCDF	--	--	--	--	2 U	1.4 U	NS	NS	0.23 U	4 J	NS	NS	0.098 U	3.9 J	NS	NS	0.2 U	2.6 J	3.3 J	NS	NS	0.086 U	NS	6.5	NS	NS	0.19 U
Total HxCDD	--	--	--	--	1.3 J	1 J	NS	NS	0.11 U	2.9 J	NS	NS	0.02 U	2.4 J	NS	NS	0.029 U	2.1 J	2.4 J	NS	NS	0.022 U	NS	3.9 J	NS	NS	0.053 U
Total HxCDF	--	--	--	--	0.37 U	0.58 U	NS	NS	0.27 U	1.2 U	NS	NS	0.023 U	1.4 U	NS	NS	0.039 U	0.78 U	1.2 U	NS	NS	0.023 U	NS	2.3 U	NS	NS	0.038 U
Total PeCDD	--	--	--	--	0.069 U	0.084 J	NS	NS	0.037 U	0.35 J	NS	NS	0.032 U	0.16 J	NS	NS	0.043 U	0.11 J	0.3 J	NS	NS	0.034 U	NS	0.49 J	NS	NS	0.047 U
Total PeCDF	--	--	--	--	0.12 J	0.062 J	NS	NS	0.028 U	0.51 J	NS	NS	0.021 U	0.58 J	NS	NS	0.034 U	0.27 J	0.24 J	NS	NS	0.028 U	NS	0.5 J	NS	NS	0.031 U
Total TCDD	--	--	--	--	0.045 U	0.045 U	NS	NS	0.033 U	0.07 U	NS	NS	0.024 U	0.043 U	NS	NS	0.046 U	0.13 U	0.036 U	NS	NS	0.03 U	NS	0.05 U	NS	NS	0.037 U
Total TCDF	--	--	--	--	0.19 J	0.092 J	NS	NS	0.024 U	0.85 J	NS	NS	0.017 U	0.088 J	NS	NS	0.036 U	0.17 J	0.25 J	NS	NS	0.02 U	NS	0.6 J	NS	NS	0.026 U
Explosives by Method SW8330B[d] (mg/kg)																											
1,3,5-Trinitrobenzene	--	--	--	2,200	0.05 U	0.05 U	0.05 U	0.05 U	0.05 U	0.05 U	0.05 U	0.05 U	0.05 U	0.05 U	0.05 U	0.05 U	0.05 U	0.05 U	0.05 U	0.05 U	0.05 U	0.05 U	0.05 U	0.05 U	0.05 U	0.05 U	0.05 U
2,4,6-Trinitrotoluene	--	--	36	--	0.05 U	0.05 U	0.05 U	0.05 U	0.05 U	0.05 U	0.092 J	0.05 U	0.05 U	0.05 U	0.05 U	0.05 U	0.05 U	0.05 U	0.05 U	0.05 U	0.05 U	0.05 U	0.05 U	0.05 U	0.05 U	0.081 J	0.05 U
2,4-Dinitrotoluene	--	--	17	--	0.05 U	0.05 U	0.05 U	0.05 U	0.05 U	0.05 U	0.05 U	0.05 U	0.05 U	0.05 U	0.05 U	0.05 U	0.05 U	0.05 U	0.05 U	0.05 U	0.05 U	0.05 U	0.05 U	0.05 U	0.05 U	0.033 J	0.05 U
2-Amino-4,6-dinitrotoluene	--	--	--	150	0.05 U	0.05 U	0.05 U	0.05 U	0.05 U	0.05 U	0.05 U	0.05 U	0.05 U	0.05 U	0.05 U	0.05 U	0.05 U	0.05 U	0.05 U	0.05 U	0.05 U	0.05 U	0.05 U	0.05 U	0.05 U	0.043 J	0.05 U
4-Amino-2,6-dinitrotoluene	--	--	--	150	0.05 U	0.05 U	0.05 U	0.05 U	0.05 U	0.05 U	0.05 U	0.05 U	0.05 U	0.05 U	0.05 U	0.05 U	0.05 U	0.05 U	0.05 U	0.05 U	0.05 U	0.05 U	0.05 U	0.05 U	0.05 U	0.05 U	0.05 U
HMX	--	--	3,849	--	0.15 J	0.23 J	0.053 J	0.05 U	0.05 U	0.64	0.055 J	0.05 U	0.05 U	1.1	0.2 J	0.05 U	0.05 U	0.29	0.38	0.05 U	0.05 U	0.05 U	2.6	0.56	2.8	3.9	0.05 U
Nitroglycerin	--	--	6.2	--	0.25 U	0.25 U	0.25 U	0.25 U	0.25 U	0.39 J	0.25 U	0.25 U	0.25 U	0.42 J	0.25 U	0.25 U	0.25 U	0.25 U	0.25 U	0.25 U	0.25 U	0.25 U	0.11 J	0.25 U	0.25 U	0.25 U	0.25 U
RDX	--	--	60	--	0.043 J	0.047 J	0.05 U	0.05 U	0.05 U	0.05 U	0.076 J	0.05 U	0.05 U	0.16 J	0.05 U	0.05 U	0.05 U	0.089 J	0.091 J	0.05 U	0.05 U	0.05 U	0.22 J	0.11 J	0.19 J	0.16 J	0.05 U
Tetryl	--	--	156	--	0.05 U	0.05 U	0.05 U	0.05 U	0.05 U	0.05 U	0.05 U	0.05 U	0.05 U	0.05 U	0.05 U	0.05 U	0.05 U	0.05 U	0.05 U	0.05 U	0.05 U	0.05 U	0.05 U	0.05 U	0.05 U	0.05 U	0.05 U

Table 4-2. Detected Analytes for Discrete Soil Samples for the Open Detonation Unit, December 2015 (Page 3 of 9)

Analyte	Coyote Test Field Super Group Background Values (surface soil)[a]	Coyote Test Field Super Group Background Values (subsurface soil)[a]	NMED RSSL[b]	EPA RSSL[c]	J09A1-09				J09A1-11				J09A1-15					J09B2-02					J09B2-04				
Sample ID					OT29-SO-J09A1-09-0001	OT29-SO-J09A1-09-0405	OT29-SO-J09A1-09-0910	OT29-SO-J09A1-09-1415	OT29-SO-J09A1-11-0001	OT29-SO-J09A1-11-0405	OT29-SO-J09A1-11-0910	OT29-SO-J09A1-11-1415	OT29-FD-J09A1-15-0001	OT29-SO-J09A1-15-0001	OT29-SO-J09A1-15-0405	OT29-SO-J09A1-15-0910	OT29-SO-J09A1-15-1415	OT29-FD-J09B2-02-0001	OT29-SO-J09B2-02-0001	OT29-SO-J09B2-02-0405	OT29-SO-J09B2-02-0910	OT29-SO-J09B2-02-1415	OT29-FD-J09B2-04-0001	OT29-SO-J09B2-04-0001	OT29-SO-J09B2-04-0405	OT29-SO-J09B2-04-0910	OT29-SO-J09B2-04-1415
Sample Type					N	N	N	N	N	N	N	N	FD	N	N	N	N	FD	N	N	N	N	FD	N	N	N	N
Sample Depth					0-1 (ft)	4-5 (ft)	9-10 (ft)	14-15 (ft)	0-1 (ft)	4-5 (ft)	9-10 (ft)	14-15 (ft)	0-1 (ft)	0-1 (ft)	4-5 (ft)	9-10 (ft)	14-15 (ft)	0-1 (ft)	0-1 (ft)	4-5 (ft)	9-10 (ft)	14-15 (ft)	0-1 (ft)	0-1 (ft)	4-5 (ft)	9-10 (ft)	14-15 (ft)
Sample Date					12/08/15	12/08/15	12/08/15	12/08/15	12/08/15	12/08/15	12/08/15	12/08/15	12/08/15	12/08/15	12/08/15	12/08/15	12/08/15	12/07/15	12/07/15	12/07/15	12/07/15	12/07/15	12/07/15	12/07/15	12/07/15	12/07/15	12/07/15
Metals by Method SW6020[d] (mg/kg)																											
Antimony	3.9	3.9	31	--	0.7	0.41 U	0.43 U	0.41 U	0.59 J	0.75	0.46 U	0.45 U	1.7	0.6 J	0.43 U	0.42 U	0.42 U	1.1	0.96	0.74	0.73	0.44 U	0.82	0.67	0.44 U	0.4 U	0.4 U
Arsenic	5.6	7.4	4.25	--	4.9	5	3.9	5.2	4.3	4.7	4	5.2	**5.6 J**	**9.8 J**	5.1	4.7	**23**	4.7 J	**6.4 J**	5	4.8	3.3	4.7	4.4	5.7	5.2	**8.2**
Barium	130	214	15,558	--	120	**240**	39	49	120 J	140	170	190	120	120	**330**	88	130	110	**130**	200	130	45	**170**	**140**	**360**	97	38
Beryllium	0.65	0.65	156	--	0.54	0.28	0.29	0.33	0.46	0.5	0.36	0.44	0.5	0.52	0.36	0.29	0.28	0.47	0.47	0.42	0.54	0.24	0.56	0.51	0.55	0.32	0.33
Cadmium	1	0.9	71	--	0.52	0.093 J	0.071 J	0.1 U	0.36	**0.95**	0.081 J	0.11 J	0.36 J	**1.1 J**	0.087 J	0.055 J	0.097 J	0.63	0.65	0.62	0.6	0.055 J	0.58	0.54	0.12 J	0.066 J	0.053 J
Chromium	17.3	12.8	97	--	16	5.9	5.5	6.9	12 J	**15**	7	8.5	13	14	8.7	4.9	3.8	11	12	**13**	11	3.5	13	14	11	4.2	4.8
Cobalt	5.2	5.2	--	23	4.6	2.6	2.9	3.1	4.4	4.6	2.9	3.8	4.6	4.5	3.7	2.6	2.5	3.7	4.1	**370**	4.6	2.2	4.8	4.5	3.9	3.2	2.8
Copper	15.4	18.2	3,129	--	**26**	4.8	4.8	3.4	**34 J**	**58**	2.8	4.8	**18**	**22**	4.6	4.9	3.4	**540 J**	**77 J**	**25**	**26**	3.9	**70 J**	**37 J**	9.7	7.7	5.7
Lead	21.4	11.8	400	--	**44**	5.5	**41**	5.7	**22 J**	**31**	5.3	6.4	**69 J**	**25 J**	4.8	9.4	5.8	**47**	**44**	**19**	**35**	4.7	**37**	**33**	7.2	5.2	5.4
Nickel	11.5	11.5	1,560	--	**13**	5.4	4.6	5.4	9.8 J	**12**	5.6	6.7	11	**12**	8.2	4.4	3.8	9.5	9.9	**970**	9.8	3.4	**12**	9.5	9.3	5.3	4.5
Selenium	1	1	391	--	0.28 J	0.17 J	0.11 J	0.2 J	0.2 J	0.2 J	0.14 J	0.21 J	0.24 J	0.19 J	0.21 J	0.13 J	0.18 J	0.22 J	0.23 J	0.22 J	0.27 J	0.14 J	0.29 J	0.31	0.27 J	0.19 J	0.24 J
Silver	1	1	391	--	0.26	0.062 U	0.064 U	0.061 U	0.12	0.3	0.07 U	0.067 U	0.22	0.32	0.064 U	0.063 U	0.063 U	0.27	0.31	0.38	0.45	0.066 U	0.26	0.23	0.034 J	0.06 U	0.059 U
Thallium	1.1	1.1	0.78	--	0.17	0.089 J	0.11 J	0.094 J	0.14 J	0.14 J	0.091 J	0.17	0.19	0.16	0.1 J	0.16	0.83	0.14 J	0.29	0.14 J	0.15 J	0.079 J	0.15 J	0.14 J	0.15 J	0.14 J	0.11 J
Tin	10	10	--	47,000	1.6 J	3.1 U	3.2 U	3.1 U	1.3 J	1.8 J	3.5 U	3.4 U	1.3 J	1.4 J	3.2 U	3.2 U	3.1 U	1.8 J	1.8 J	1.6 J	1.6 J	3.3 U	1.9 J	1.5 J	3.3 U	3 U	3 U
Vanadium	20.4	21.5	394	--	**22**	15	17	19	**23 J**	**24**	15	**22**	**22**	**23**	20	16	13	20	**23**	21	**23**	12	**25**	**23**	**26**	19	14
Zinc	62	62	23,464	--	**250**	18	21	21	58 J	**99**	18	26	**1000 J**	57 J	23	23	29	**220 J**	**67 J**	32	**66**	18	**83**	**68**	27	23	23
Perchlorate by Method SW6850[d] (µg/kg)																											
Perchlorate	--	--	54,750	--	3,000	11,000	1,200	1,900	94	26,000	28,000	7,400	11,000 J	7,900 J	4,500	280	880	NS	3,800	NS	NS	4,800	1,200	1,200	NS	NS	1,100
Mercury by Method SW7471[d] (mg/kg)																											
Mercury	0.25	0.10	24	--	0.026 J	0.012 J	0.018 U	0.019 U	0.027 J	**0.12**	0.018 U	0.017 U	0.03 J	0.032 J	0.0097 J	0.012 J	0.015 J	0.031 J	0.024 J	0.017 U	0.019 J	0.018 U	0.012 J	0.016 J	0.013 J	0.018 U	0.018 U
VOCs by Method SW8260B[d] (µg/kg)																											
1,2,4-Trimethylbenzene	--	--	--	58,000	0.75 J	NS	NS	2.4 U	2.2 UJ	NS	NS	2.3 UJ	NS	2.1 UJ	NS	NS	2 U	NS	2.2 U	NS	NS	2.6 U	3.3 U	0.51 J	NS	NS	2 U
1,3,5-Trimethylbenzene	--	--	--	780,000	1.2 U	NS	NS	1.2 U	1.1 UJ	NS	NS	1.1 UJ	NS	1.1 UJ	NS	NS	1 U	NS	1.1 U	NS	NS	1.3 U	1.6 U	0.96 U	NS	NS	1 U
2-Butanone (MEK)	--	--	37,418,184	--	4.3 U	NS	NS	6.1 U	5.6 U	NS	NS	5.7 UJ	NS	5.3 UJ	NS	NS	1.7 U	NS	5 U	NS	NS	2.4 U	4.4 U	3.9 U	NS	NS	2.9 U
Benzene	--	--	17,795	--	1.1 J	NS	NS	1 J	0.92 J	NS	NS	1.1 UJ	NS	0.79 J	NS	NS	0.72 J	NS	1.7 J	NS	NS	1.3 U	1.4 J	0.89 J	NS	NS	0.41 J
Bromoform	--	--	674,112	--	1.2 UJ	NS	NS	1.2 U	1.1 UJ	NS	NS	1.1 UJ	NS	1.1 UJ	NS	NS	1 UJ	NS	1.1 UJ	NS	NS	1.3 U	1.6 U	0.96 U	NS	NS	1 U
Bromomethane	--	--	17,727	--	12 J	NS	NS	2.4 U	2.2 UJ	NS	NS	2.3 UJ	NS	2.1 UJ	NS	NS	2 UJ	NS	2.2 UJ	NS	NS	2.6 U	4 J	1.9 U	NS	NS	2 U
Dibromochloromethane	--	--	13,903	--	1.2 UJ	NS	NS	1.2 U	1.1 UJ	NS	NS	1.1 UJ	NS	1.1 UJ	NS	NS	1 UJ	NS	1.1 UJ	NS	NS	1.3 U	1.6 U	0.96 U	NS	NS	1 U
Ethylbenzene	--	--	75,106	--	1.2 UJ	NS	NS	1.2 U	1.1 UJ	NS	NS	1.1 UJ	NS	1.1 UJ	NS	NS	1 UJ	NS	0.5 J	NS	NS	1.3 U	1.6 U	0.96 U	NS	NS	1 U
m-Xylene & p-Xylene	--	--	--	--	2.5 UJ	NS	NS	1.4 J	2.2 UJ	NS	NS	2.3 UJ	NS	2.1 UJ	NS	NS	1.1 J	NS	0.97 J	NS	NS	2.6 U	3.3 U	1.9 U	NS	NS	2 U
o-Xylene	--	--	805,154	--	1.2 UJ	NS	NS	1.2 U	1.1 UJ	NS	NS	1.1 UJ	NS	1.1 UJ	NS	NS	1 UJ	NS	0.38 J	NS	NS	1.3 U	1.6 U	0.96 U	NS	NS	1 U
Toluene	--	--	5,228,442	--	1.5 J	NS	NS	3.5 J	1.3 J	NS	NS	0.71 J	NS	2.6 J	NS	NS	1.5 J	NS	3.5 J	NS	NS	2.6 U	3.5 J	2 J	NS	NS	2 U
SVOCs by Method SW8270C[d] (µg/kg)																											
2,4-Dinitrotoluene	--	--	17,099	--	72 U	NS	NS	72 U	70 U	NS	NS	72 U	NS	72 U	NS	NS	69 U	NS	72 U	NS	NS	72 U	7100 J	72 UJ	NS	NS	NS
2,6-Dinitrotoluene	--	--	3,559	--	72 U	NS	NS	72 U	70 U	NS	NS	72 U	NS	72 U	NS	NS	69 U	NS	72 U	NS	NS	72 U	380 J	72 UJ	NS	NS	69 U
Acetophenone	--	--	7,821,429	--	36 U	NS	NS	36 U	35 U	NS	NS	36 U	NS	36 U	NS	NS	35 U	NS	36 U	NS	NS	9.9 U	36 U	36 U	NS	NS	34 U
Benzo[g,h,i]perylene	--	--	--	--	1.8 U	NS	NS	1.8 U	1.8 U	NS	NS	1.8 U	NS	1.8 U	NS	NS	1.7 U	NS	1.8 U	NS	NS	1.8 U	1.8 U	1.8 U	NS	NS	1.7 U
Bis(2-ethylhexyl) phthalate	--	--	380,392	--	36 U	NS	NS	36 U	28 J	NS	NS	25 U	NS	44 U	NS	NS	35 U	NS	36 U	NS	NS	22 U	42 U	36 U	NS	NS	58 U
Di-n-butyl phthalate	--	--	6,163,458	--	36 U	NS	NS	36 U	36 UJ	NS	NS	66 U	NS	36 U	NS	NS	35 U	NS	36 U	NS	NS	36 U	3600 J	36 UJ	NS	NS	
Hexachlorobenzene	--	--	3,328	--	3.6 U	NS	NS	3.5 U	3.5 U	NS	NS	3.6 U	NS	3.5 U	NS	NS	3.4 U	NS	3.6 U	NS	NS	3.5 U	3.6 U	3.6 U	NS	NS	3.4 U
N-Nitrosodiphenylamine	--	--	1,086,819	--	36 U	NS	NS	36 U	35 U	NS	NS	36 U	NS	36 U	NS	NS	35 U	NS	36 U	NS	NS	36 U	400	540	NS	NS	34 U

Table 4-2. Detected Analytes for Discrete Soil Samples for the Open Detonation Unit, December 2015 (Page 4 of 9)

Analyte	Coyote Test Field Super Group Background Values (surface soil)[a]	Coyote Test Field Super Group Background Values (subsurface soil)[a]	NMED RSSL[b]	EPA RSSL[c]	J09A1-09				J09A1-11				J09A1-15					J09B2-02					J09B2-04				
Sample ID					OT29-SO-J09A1-09-0001	OT29-SO-J09A1-09-0405	OT29-SO-J09A1-09-0910	OT29-SO-J09A1-09-1415	OT29-SO-J09A1-11-0001	OT29-SO-J09A1-11-0405	OT29-SO-J09A1-11-0910	OT29-SO-J09A1-11-1415	OT29-FD-J09A1-15-0001	OT29-SO-J09A1-15-0001	OT29-SO-J09A1-15-0405	OT29-SO-J09A1-15-0910	OT29-SO-J09A1-15-1415	OT29-FD-J09B2-02-0001	OT29-SO-J09B2-02-0001	OT29-SO-J09B2-02-0405	OT29-SO-J09B2-02-0910	OT29-SO-J09B2-02-1415	OT29-FD-J09B2-04-0001	OT29-SO-J09B2-04-0001	OT29-SO-J09B2-04-0405	OT29-SO-J09B2-04-0910	OT29-SO-J09B2-04-1415
Sample Type					N	N	N	N	N	N	N	N	FD	N	N	N	N	FD	N	N	N	N	FD	N	N	N	N
Sample Depth					0-1 (ft)	4-5 (ft)	9-10 (ft)	14-15 (ft)	0-1 (ft)	4-5 (ft)	9-10 (ft)	14-15 (ft)	0-1 (ft)	0-1 (ft)	4-5 (ft)	9-10 (ft)	14-15 (ft)	0-1 (ft)	0-1 (ft)	4-5 (ft)	9-10 (ft)	14-15 (ft)	0-1 (ft)	0-1 (ft)	4-5 (ft)	9-10 (ft)	14-15 (ft)
Sample Date					12/08/15	12/08/15	12/08/15	12/08/15	12/08/15	12/08/15	12/08/15	12/08/15	12/08/15	12/08/15	12/08/15	12/08/15	12/08/15	12/07/15	12/07/15	12/07/15	12/07/15	12/07/15	12/07/15	12/07/15	12/07/15	12/07/15	12/07/15
Dioxins/Furans by Method SW8290[d] (pg/g)																											
1,2,3,4,6,7,8-HpCDD	--	--	--	--	9.2	NS	NS	0.088 U	15	NS	NS	0.22 U	NS	8	NS	NS	0.13 U	9.9	9.5	3 U	5.7	1.4 U	6.9	6.5	3.3 U	0.039 U	0.055 U
1,2,3,4,6,7,8-HpCDF	--	--	--	--	1.5 U	NS	NS	0.033 U	2.2 U	NS	NS	0.25 U	NS	1.2 U	NS	NS	0.13 U	1.5 U	1.4 U	0.6 U	1 U	7.7	1.2 U	1.1 U	160	0.32 U	0.67 U
1,2,3,4,7,8,9-HpCDF	--	--	--	--	0.21 J	NS	NS	0.042 U	0.34 J	NS	NS	0.27 J	NS	0.23 J	NS	NS	0.041 U	0.079 U	0.42 J	0.27 J	0.16 J	0.1 U	0.12 U	0.11 U	43	0.084 U	0.11 U
1,2,3,4,7,8-HxCDD	--	--	--	--	0.11 J	NS	NS	0.024 U	0.19 J	NS	NS	0.033 U	NS	0.095 J	NS	NS	0.031 U	0.11 J	0.14 J	0.09 J	0.065 J	0.024 U	0.11 J	0.057 U	0.061 U	0.05 U	0.049 U
1,2,3,4,7,8-HxCDF	--	--	--	--	0.17 U	NS	NS	0.026 U	0.24 U	NS	NS	0.042 U	NS	0.22 U	NS	NS	0.032 U	0.22 J	0.28 J	0.31 J	0.22 J	1.3 J	0.14 J	0.058 U	17	0.2 J	0.14 U
1,2,3,6,7,8-HxCDD	--	--	--	1,000	0.37 J	NS	NS	0.023 U	0.55 J	NS	NS	0.032 U	NS	0.27 J	NS	NS	0.03 U	0.33 J	0.38 J	0.15 J	0.21 J	0.076 J	0.24 J	0.28 J	0.28 J	0.047 U	0.046 U
1,2,3,6,7,8-HxCDF	--	--	--	--	0.13 U	NS	NS	0.024 U	0.12 U	NS	NS	0.038 U	NS	0.12 U	NS	NS	0.029 U	0.15 U	0.21 U	0.15 U	0.11 U	0.18 U	0.12 U	0.1 U	14	0.066 U	0.084 U
1,2,3,7,8,9-HxCDD	--	--	--	1,000	0.29 U	NS	NS	0.02 U	0.49 U	NS	NS	0.13 U	NS	0.28 U	NS	NS	0.027 U	0.28 J	0.36 J	0.31 J	0.16 U	0.051 U	0.17 J	0.2 J	0.42 J	0.039 U	0.038 U
1,2,3,7,8,9-HxCDF	--	--	--	--	0.04 U	NS	NS	0.027 U	0.054 U	NS	NS	0.042 U	NS	0.04 U	NS	NS	0.032 U	0.043 U	0.16 U	0.046 U	0.032 U	0.1 U	0.051 U	0.06 U	3.3 J	0.076 U	0.097 U
1,2,3,7,8-PeCDD	--	--	--	--	0.052 U	NS	NS	0.036 U	0.17 J	NS	NS	0.045 U	NS	0.063 U	NS	NS	0.044 U	0.07 J	0.095 J	0.053 U	0.038 U	0.029 U	0.087 U	0.082 U	0.074 U	0.059 U	0.06 U
1,2,3,7,8-PeCDF	--	--	--	--	0.037 U	NS	NS	0.03 U	0.046 U	NS	NS	0.035 U	NS	0.045 U	NS	NS	0.034 U	0.12 J	0.13 J	0.051 U	0.13 J	0.026 U	0.086 U	0.09 U	4.5 J	0.083 U	0.072 U
2,3,4,6,7,8-HxCDF	--	--	--	--	0.081 U	NS	NS	0.025 U	0.15 U	NS	NS	0.041 U	NS	0.067 U	NS	NS	0.031 U	0.077 U	0.16 U	0.1 U	0.066 U	0.15 U	0.093 U	0.057 U	5.2 J	0.072 U	0.092 U
2,3,4,7,8-PeCDF	--	--	--	--	0.074 J	NS	NS	0.03 U	0.047 U	NS	NS	0.036 U	NS	0.046 U	NS	NS	0.035 U	0.037 U	0.18 J	0.19 J	0.092 J	0.055 J	0.09 U	0.095 U	2.7 J	0.087 U	0.076 U
2,3,7,8-TCDD	--	--	49	--	0.037 U	NS	NS	0.028 U	0.042 U	NS	NS	0.035 U	NS	0.035 U	NS	NS	0.034 U	0.028 U	0.029 U	0.037 U	0.029 U	0.021 U	0.056 J	0.042 J	0.038 U	0.032 U	0.033 U
2,3,7,8-TCDF	--	--	490	--	0.15 U	NS	NS	0.019 U	0.14 J	NS	NS	0.12 U	NS	0.11 U	NS	NS	0.029 U	0.23 J	0.31 J	0.24 J	0.47 J	0.016 U	0.21 J	0.15 U	1.3	0.034 U	0.041 U
OCDD	--	--	--	--	82	NS	NS	0.38 U	130 J	NS	NS	0.75 U	NS	76	NS	NS	1.2 U	98	86	27	56	23	55	51	18 U	0.24 U	0.32 U
OCDF	--	--	--	--	7.6 U	NS	NS	2.5 U	13 U	NS	NS	4.8 U	NS	5.1 U	NS	NS	1.5 U	5.8 U	5.4 U	2.9 U	4 U	19	3.9 U	3.4 U	940	0.91 U	3.3 U
Total HpCDD	--	--	--	--	15	NS	NS	0.2 U	27	NS	NS	0.49 U	NS	14	NS	NS	0.27 U	16	15	5.5 U	9.3 U	2.4 U	12	11 J	5.5 U	0.08 U	0.19 U
Total HpCDF	--	--	--	--	4.4 J	NS	NS	0.042 U	7.3	NS	NS	0.52 U	NS	3.6 J	NS	NS	0.13 U	4.2 J	4.4 J	1.8 U	2.9 U	9	3.3 U	2.7 U	280	0.32 U	0.67 U
Total HxCDD	--	--	--	--	2.4 J	NS	NS	0.024 U	4 J	NS	NS	0.13 U	NS	1.9 J	NS	NS	0.031 U	2.3 J	2.1 J	1.4 J	1.3 J	0.19 U	1.5 J	1.6 J	2.2 J	0.05 U	0.049 U
Total HxCDF	--	--	--	--	1.6 U	NS	NS	0.027 U	2.5 U	NS	NS	0.042 U	NS	1.5 U	NS	NS	0.032 U	1.5 U	1.7 U	1 U	1.2 U	2.2 U	0.58 U	0.41 U	97	0.2 U	0.14 U
Total PeCDD	--	--	--	--	0.058 J	NS	NS	0.036 U	0.61 J	NS	NS	0.079 J	NS	0.091 J	NS	NS	0.044 U	0.25 J	0.095 J	0.22 J	0.072 J	0.029 U	0.087 U	0.082 U	0.37 J	0.073 J	0.12 J
Total PeCDF	--	--	--	--	0.45 J	NS	NS	0.03 U	0.44 J	NS	NS	0.056 J	NS	0.21 J	NS	NS	0.035 U	0.67 J	0.54 J	1.2 J	1.2 J	0.11 J	0.09 U	0.095 U	36 J	0.087 U	0.076 U
Total TCDD	--	--	--	--	0.11 U	NS	NS	0.16 U	0.042 U	NS	NS	0.035 U	NS	0.18 U	NS	NS	0.093 U	0.028 U	0.029 U	0.06 J	0.029 U	0.021 U	0.056 J	0.11 J	0.083 J	0.032 U	0.033 U
Total TCDF	--	--	--	--	0.72 J	NS	NS	0.019 U	0.86 J	NS	NS	0.12 U	NS	0.41 J	NS	NS	0.029 U	1.9 J	1.4 J	2.9 J	5.4 J	0.016 U	0.58 J	0.69 J	16 J	0.034 U	0.041 U
Explosives by Method SW8330B[d] (mg/kg)																											
1,3,5-Trinitrobenzene	--	--	--	2,200	0.05 U	0.05 U	0.05 U	0.05 U	0.05 U	0.05 U	0.036 J	0.05 U	0.05 U	0.05 U	0.05 U	0.05 U	0.05 U	0.05 U	0.05 U	0.05 U	0.05 U	0.05 U	0.05 U	0.05 U	0.05 U	0.05 U	0.05 U
2,4,6-Trinitrotoluene	--	--	36	--	0.05 U	0.05 U	0.05 U	0.05 U	0.05 U	0.24 J	0.11 J	0.05 U	0.05 U	0.05 U	0.05 U	0.05 U	0.05 U	0.05 U	0.05 U	0.05 U	0.05 U	0.05 U	0.05 U	0.05 U	0.05 U	0.05 U	0.05 U
2,4-Dinitrotoluene	--	--	17	--	0.05 U	0.05 U	0.05 U	0.05 U	0.05 U	0.19 J	0.05 U	0.05 U	0.19 J	0.05 U	0.05 U	0.05 U	0.05 U	0.05 U	0.036 J	0.05 U	0.05 U	0.05 U	0.28	0.05 U	0.05 U	0.05 U	0.05 U
2-Amino-4,6-dinitrotoluene	--	--	--	150	0.05 U	0.05 U	0.05 U	0.05 U	0.05 U	0.039 J	0.06 J	0.05 U	0.05 U	0.05 U	0.05 U	0.05 U	0.05 U	0.05 U	0.05 U	0.05 U	0.05 U	0.05 U	0.05 U	0.05 U	0.05 U	0.05 U	0.05 U
4-Amino-2,6-dinitrotoluene	--	--	--	150	0.05 U	0.05 U	0.05 U	0.05 U	0.05 U	0.05 U	0.034 J	0.05 U	0.05 U	0.05 U	0.05 U	0.05 U	0.05 U	0.05 U	0.05 U	0.05 U	0.05 U	0.05 U	0.05 U	0.05 U	0.05 U	0.05 U	0.05 U
HMX	--	--	3,849	--	0.54	0.034 J	0.05 U	0.05 U	0.062 J	0.88	0.05 U	0.05 U	0.36	1.1	0.035 J	0.05 U	0.05 U	0.084 J	0.1 J	0.05 U	0.21 J	0.05 U	0.054 J	0.061 J	0.11 J	0.05 U	0.05 U
Nitroglycerin	--	--	6.2	--	0.25 U	0.25 U	0.25 U	0.25 U	0.25 UJ	2.9	0.25 U	0.25 U	0.25 U	0.25 U	0.25 U	0.25 U	0.25 U	0.25 UJ	2.1 J	0.25 U	0.25 U	0.25 U	0.25 U	0.25 U	0.25 U	0.25 U	0.25 U
RDX	--	--	60	--	0.19 J	0.11 J	0.05 U	0.05 U	0.05 U	1.3	0.1 J	0.05 U	0.073 J	0.074 J	0.05 U	0.05 U	0.05 U	0.05 U	0.05 U	0.038 J	0.41	0.05 U	0.05 U	0.05 U	0.14 J	0.044 J	0.05 U
Tetryl	--	--	156	--	0.05 U	0.024 J	0.05 U	0.05 U	0.05 U	0.05 U	0.05 U	0.05 U	0.05 U	0.05 U	0.05 U	0.05 U	0.05 U	0.76 J	3.7 J	0.05 U	0.05 U	0.05 U	0.05 U	0.05 U	0.05 U	0.05 U	0.05 U

Table 4-2. Detected Analytes for Discrete Soil Samples for the Open Detonation Unit, December 2015 (Page 5 of 9)

Analyte	Coyote Test Field Super Group Background Values (surface soil)[a]	Coyote Test Field Super Group Background Values (subsurface soil)[a]	NMED RSSL[b]	EPA RSSL[c]	J09B2-06				J09B2-08				JO9A1-17					JO9A1-19				JO9A1-21				JO9B1-01	
Sample ID					OT29-SO-J09B2-06-0001	OT29-SO-J09B2-06-0405	OT29-SO-J09B2-06-0910	OT29-SO-J09B2-06-1415	OT29-SO-J09B2-08-0001	OT29-SO-J09B2-08-0405	OT29-SO-J09B2-08-0910	OT29-SO-J09B2-08-1415	OT29-FD-JO9A1-17-0405	OT29-SO-JO9A1-17-0001	OT29-SO-JO9A1-17-0405	OT29-SO-JO9A1-17-0910	OT29-SO-JO9A1-17-1415	OT29-SO-JO9A1-19-0001	OT29-SO-JO9A1-19-0405	OT29-SO-JO9A1-19-0910	OT29-SO-JO9A1-19-1415	OT29-SO-JO9A1-21-0001	OT29-SO-JO9A1-21-0405	OT29-SO-JO9A1-21-0910	OT29-SO-JO9A1-21-1415	OT29-FD-JO9B1-01-0001	OT29-SO-JO9B1-01-0001
Sample Type					N	N	N	N	N	N	N	N	FD	N	N	N	N	N	N	N	N	N	N	N	N	FD	N
Sample Depth					0-1 (ft)	4-5 (ft)	9-10 (ft)	14-15 (ft)	0-1 (ft)	4-5 (ft)	9-10 (ft)	14-15 (ft)	4-5 (ft)	0-1 (ft)	4-5 (ft)	9-10 (ft)	14-15 (ft)	0-1 (ft)	4-5 (ft)	9-10 (ft)	14-15 (ft)	0-1 (ft)	4-5 (ft)	9-10 (ft)	14-15 (ft)	0-1 (ft)	0-1 (ft)
Sample Date					12/07/15	12/07/15	12/07/15	12/07/15	12/07/15	12/07/15	12/07/15	12/07/15	12/09/15	12/09/15	12/09/15	12/09/15	12/09/15	12/09/15	12/09/15	12/09/15	12/09/15	12/09/15	12/09/15	12/09/15	12/09/15	12/09/15	12/09/15
Metals by Method SW6020[d] (mg/kg)																											
Antimony	3.9	3.9	31	--	0.95	0.26 J	0.99	0.44 U	0.52 J	0.74 J	0.68	0.42 U	0.42 U	0.85	0.22 J	0.39 U	0.43 U	1	0.43 U	0.41 U	0.4 U	0.55 J	0.43 U	0.42 U	0.21 J	0.21 J	0.23 J
Arsenic	5.6	7.4	4.25	--	4.7	3	6.2	5.1	4	3	3.7	4	7	4.2	**7.8**	5.2	3.7	4.2	**8.5**	7.3	5.2	5.5	4.3	**7.8**	**8.5**	**7.5**	**7.9**
Barium	130	214	15,558	--	**140**	170	130	74	110	74 J	120	94	**360 J**	**130**	**590 J**	38	120	100	150	110	68	**130 J**	180	47	120	**220**	**170**
Beryllium	0.65	0.65	156	--	0.57	0.36	0.5	0.35	0.44	0.31	0.41	0.31	0.4	0.49	0.44	0.33	**0.76**	0.52	0.55	0.3	0.29	**0.78**	0.41	0.35	0.34	0.41	0.42
Cadmium	1	0.9	71	--	0.42	0.14 J	0.46	0.069 J	0.56	0.43	0.24	0.052 J	0.092 J	0.62	0.13 J	0.064 J	0.32	0.28	0.13 J	0.084 J	0.058 J	0.4	0.088 J	0.066 J	0.092 J	0.17	0.15 J
Chromium	17.3	12.8	97	--	12	6.5	11	5.6	9.5	8.2	**14**	5.2	7.1	14	8.6	3.8	6.2	13	12	5.2	4.4	**18**	8.3	4.5	4.7	12	9.4
Cobalt	5.2	5.2	--	23	4.5	2.9	3.9	3.1	3.8	2.5	3.4	2.7	3.3	4.4	3.7	2.7	**21**	4.4	4.9	2.7	2.3	**6.4**	3.8	2.8	2.7	3.4	3.4
Copper	15.4	18.2	3,129	--	**32**	8.9	**26**	4.1	**28**	17 J	**48**	3	4.7	**46**	5.2	4.9	15	15	8.3	4.6	4.2	**19 J**	5.8	4.5	5.4	6.2	7.1
Lead	21.4	11.8	400	--	**64**	**14**	**48**	5.5	**28**	**66 J**	**40**	4.7	5.8	**33**	6.1	4.7	7.4	**48**	7.9	7.3	5.3	**23 J**	5.5	6.4	5.9	8.1	8.7
Nickel	11.5	11.5	1,560	--	9.9	5.7	**14**	5.4	8.6	6.8	8.2	5	6.9	**13**	8.4	4.5	**24**	9.2	9.5	4.9	4.5	**14**	7.4	4.8	5.1	8.6	7.7
Selenium	1	1	391	--	0.29 J	0.15 J	0.22 J	0.18 J	0.19 J	0.18 J	0.21 J	0.15 J	0.17 J	0.2 J	0.22 J	0.13 J	0.32 J	0.24 J	0.26 J	0.16 J	0.18 J	0.4	0.31 J	0.16 J	0.17 J	0.18 J	0.21 J
Silver	1	1	391	--	0.22	0.094 J	0.58	0.066 U	0.22	0.33	0.22	0.063 U	0.063 U	0.57	0.065 U	0.059 U	0.065 U	0.14	0.05 J	0.062 U	0.06 U	0.19	0.065 U	0.064 U	0.059 U	0.039 J	0.053 J
Thallium	1.1	1.1	0.78	--	0.14 J	0.099 J	0.13 J	0.12 J	0.11 J	0.087 J	0.12 J	0.077 J	0.14 J	0.12 J	0.12 J	0.25	0.32	0.13 J	0.16	0.25	0.14 J	0.23	0.11 J	0.24	0.1 J	0.12 J	0.13 J
Tin	10	10	--	47,000	1.4 J	2.4 J	1.7 J	3.3 U	1.4 J	1.4 J	1.8 J	3.1 U	3.2 U	3 J	3.3 U	3 U	3.3 U	1.8 J	3.3 U	3.1 U	3 U	1.7 J	3.3 U	3.2 U	2.9 U	3.1 U	3.3 U
Vanadium	20.4	21.5	394	--	**24**	15	20	15	19	14	21	14	**29**	**21**	**32**	12	15	**22**	**25**	15	11	**29**	20	14	14	**22**	**22**
Zinc	62	62	23,464	--	52	25	**63**	22	57	35 J	**82**	23	22	**67**	23	22	**99**	48	29	23	22	56 J	23	24	25	24	26
Perchlorate by Method SW6850[d] (µg/kg)																											
Perchlorate	--	--	54,750	--	5,700	NS	NS	1,600	270	NS	NS	9,800	18,000	2,200	18,000	2,300	1,200	6,400	4,300	12,000	5,400	7,600	9,400	2,700	940	2,900	2,700
Mercury by Method SW7471[d] (mg/kg)																											
Mercury	0.25	0.10	24	--	0.014 J	0.034 J	**0.1**	0.019 U	0.031 J	0.016 J	0.011 J	0.018 U	0.019 U	0.06	0.017 U	0.016 U	0.017 U	0.027 J	0.019 J	0.017 U	0.016 U	0.029 J	0.016 J	0.016 U	0.017 U	0.031 J	0.024 J
VOCs by Method SW8260B[d] (µg/kg)																											
1,2,4-Trimethylbenzene	--	--	--	58,000	2.5 U	NS	NS	2.1 UJ	2.2 UJ	NS	NS	2 U	NS	2.1 UJ	NS	NS	1.7 UJ	2.2 UJ	NS	NS	0.9 J	2.1 UJ	NS	NS	2 U	2.2 UJ	2.3 UJ
1,3,5-Trimethylbenzene	--	--	--	780,000	1.2 U	NS	NS	1.1 UJ	1.1 UJ	NS	NS	0.99 U	NS	1 UJ	NS	NS	0.84 U	1.1 U	NS	NS	0.46 J	1.1 UJ	NS	NS	1 U	1.1 UJ	1.1 UJ
2-Butanone (MEK)	--	--	37,418,184	--	6.2 U	NS	NS	5.3 UJ	3.5 U	NS	NS	2.1 U	NS	4 J	NS	NS	4.2 UJ	4.2 J	NS	NS	6.2 U	4 J	NS	NS	5.1 U	5.4 UJ	5.7 UJ
Benzene	--	--	17,795	--	0.94 J	NS	NS	1.1 UJ	1.1 J	NS	NS	0.99 U	NS	1.1 J	NS	NS	0.84 R	0.53 J	NS	NS	2.2 J	0.43 J	NS	NS	0.71 J	1.1 UJ	1.1 R
Bromoform	--	--	674,112	--	1.2 UJ	NS	NS	1.1 UJ	1.1 UJ	NS	NS	0.99 U	NS	1 UJ	NS	NS	0.84 UJ	1.1 UJ	NS	NS	1.2 UJ	1.1 UJ	NS	NS	1 U	1.1 UJ	1.1 R
Bromomethane	--	--	17,727	--	2.5 UJ	NS	NS	2.1 UJ	2.2 UJ	NS	NS	2 U	NS	2.1 UJ	NS	NS	1.7 R	15 J	NS	NS	2.5 UJ	2.4 J	NS	NS	2 UJ	2.2 UJ	2.3 R
Dibromochloromethane	--	--	13,903	--	1.2 UJ	NS	NS	1.1 UJ	1.1 UJ	NS	NS	0.99 U	NS	1 UJ	NS	NS	0.84 UJ	1.1 UJ	NS	NS	1.2 UJ	1.1 UJ	NS	NS	1 U	1.1 UJ	1.1 R
Ethylbenzene	--	--	75,106	--	1.2 UJ	NS	NS	1.1 UJ	1.1 UJ	NS	NS	0.99 U	NS	1 UJ	NS	NS	0.84 UJ	1.1 UJ	NS	NS	1.2 UJ	1.1 UJ	NS	NS	1 U	1.1 UJ	1.1 R
m-Xylene & p-Xylene	--	--	--	--	2.5 UJ	NS	NS	2.1 UJ	2.2 UJ	NS	NS	2 U	NS	2.1 UJ	NS	NS	1.7 UJ	2.2 UJ	NS	NS	3 J	2.1 UJ	NS	NS	2 U	2.2 UJ	2.3 R
o-Xylene	--	--	805,154	--	1.2 UJ	NS	NS	1.1 UJ	1.1 UJ	NS	NS	0.99 U	NS	1 UJ	NS	NS	0.84 UJ	1.1 UJ	NS	NS	0.72 J	1.1 UJ	NS	NS	1 U	1.1 UJ	1.1 R
Toluene	--	--	5,228,442	--	2 J	NS	NS	0.91 J	2.8 J	NS	NS	2 U	NS	1.5 J	NS	NS	0.83 J	0.84 J	NS	NS	3.9 J	0.65 J	NS	NS	2.1 J	2.2 UJ	2.3 R
SVOCs by Method SW8270C[d] (µg/kg)																											
2,4-Dinitrotoluene	--	--	17,099	--	73 U	NS	NS	72 U	71 U	NS	NS	72 U	NS	73 U	NS	NS	70 U	73 U	NS	NS	69 U	76 U	NS	NS	69 U	72 U	76 U
2,6-Dinitrotoluene	--	--	3,559	--	73 U	NS	NS	72 U	71 U	NS	NS	72 U	NS	73 U	NS	NS	70 U	73 U	NS	NS	69 U	76 U	NS	NS	69 U	72 U	76 U
Acetophenone	--	--	7,821,429	--	36 U	NS	NS	36 U	35 U	NS	NS	17 J	NS	36 U	NS	NS	35 U	37 U	NS	NS	34 U	38 U	NS	NS	34 U	36 U	38 U
Benzo[g,h,i]perylene	--	--	--	--	1.8 U	NS	NS	1.8 U	1.8 U	NS	NS	1.8 U	NS	1.8 U	NS	NS	1.7 U	1.8 U	NS	NS	1.7 U	1.9 U	NS	NS	1.7 U	1.8 U	1.9 U
Bis(2-ethylhexyl) phthalate	--	--	380,392	--	26 U	NS	NS	120 U	35 U	NS	NS	29 U	NS	39 J	NS	NS	22 J	38 J	NS	NS	24 J	51 J	NS	NS	22 J	22 J	33 J
Di-n-butyl phthalate	--	--	6,163,458	--	120 U	NS	NS	36 U	35 U	NS	NS	36 U	NS	36 U	NS	NS	35 U	27 J	NS	NS	34 U	38 U	NS	NS	34 U	36 U	38 U
Hexachlorobenzene	--	--	3,328	--	3.6 U	NS	NS	3.5 U	3.5 U	NS	NS	3.6 U	NS	3.6 U	NS	NS	3.5 U	3.6 U	NS	NS	3.4 U	3.8 U	NS	NS	3.4 U	3.6 U	3.8 U
N-Nitrosodiphenylamine	--	--	1,086,819	--	36 U	NS	NS	36 U	35 U	NS	NS	36 U	NS	36 U	NS	NS	35 U	37 U	NS	NS	34 U	38 U	NS	NS	34 U	36 U	38 U

Table 4-2. Detected Analytes for Discrete Soil Samples for the Open Detonation Unit, December 2015 (Page 6 of 9)

Analyte	Coyote Test Field Super Group Background Values (surface soil)[a]	Coyote Test Field Super Group Background Values (subsurface soil)[a]	NMED RSSL[b]	EPA RSSL[c]	J09B2-06				J09B2-08				JO9A1-17					JO9A1-19				JO9A1-21				JO9B1-01	
Sample ID					OT29-SO-J09B2-06-0001	OT29-SO-J09B2-06-0405	OT29-SO-J09B2-06-0910	OT29-SO-J09B2-06-1415	OT29-SO-J09B2-08-0001	OT29-SO-J09B2-08-0405	OT29-SO-J09B2-08-0910	OT29-SO-J09B2-08-1415	OT29-FD-JO9A1-17-0405	OT29-SO-JO9A1-17-0001	OT29-SO-JO9A1-17-0405	OT29-SO-JO9A1-17-0910	OT29-SO-JO9A1-17-1415	OT29-SO-JO9A1-19-0001	OT29-SO-JO9A1-19-0405	OT29-SO-JO9A1-19-0910	OT29-SO-JO9A1-19-1415	OT29-SO-JO9A1-21-0001	OT29-SO-JO9A1-21-0405	OT29-SO-JO9A1-21-0910	OT29-SO-JO9A1-21-1415	OT29-FD-JO9B1-01-0001	OT29-SO-JO9B1-01-0001
Sample Type					N	N	N	N	N	N	N	N	FD	N	N	N	N	N	N	N	N	N	N	N	N	FD	N
Sample Depth					0-1 (ft)	4-5 (ft)	9-10 (ft)	14-15 (ft)	0-1 (ft)	4-5 (ft)	9-10 (ft)	14-15 (ft)	4-5 (ft)	0-1 (ft)	4-5 (ft)	9-10 (ft)	14-15 (ft)	0-1 (ft)	4-5 (ft)	9-10 (ft)	14-15 (ft)	0-1 (ft)	4-5 (ft)	9-10 (ft)	14-15 (ft)	0-1 (ft)	0-1 (ft)
Sample Date					12/07/15	12/07/15	12/07/15	12/07/15	12/07/15	12/07/15	12/07/15	12/07/15	12/09/15	12/09/15	12/09/15	12/09/15	12/09/15	12/09/15	12/09/15	12/09/15	12/09/15	12/09/15	12/09/15	12/09/15	12/09/15	12/09/15	12/09/15
Dioxins/Furans by Method SW8290[d] (pg/g)																											
1,2,3,4,6,7,8-HpCDD	--	--	--	--	7.2	0.81 U	6.6	0.093 U	6.4	7.7	1.7 U	0.083 U	NS	35			0.096 U	7.8	NS	NS	0.092 U	0.97 U	NS	NS	0.19 U	1.4 U	0.77 U
1,2,3,4,6,7,8-HpCDF	--	--	--	--	1 U	0.26 U	1.3 U	0.1 U	4 J	1.7 U	1.4 U	0.41 U	NS	4.6 J	NS	NS	0.072 U	1.4 J	NS	NS	0.13 U	0.45 U	NS	NS	0.21 U	0.24 U	0.18 U
1,2,3,4,7,8,9-HpCDF	--	--	--	--	0.083 U	0.069 U	0.24 J	0.039 U	0.32 J	0.27 J	0.41 J	0.037 U	NS	0.77 J	NS	NS	0.035 U	0.25 U	NS	NS	0.029 U	0.16 U	NS	NS	0.19 U	0.035 U	0.033 U
1,2,3,4,7,8-HxCDD	--	--	--	--	0.12 J	0.041 U	0.055 J	0.029 U	0.1 J	0.075 J	0.045 J	0.022 U	NS	0.28 U	NS	NS	0.026 U	0.12 U	NS	NS	0.026 U	0.036 U	NS	NS	0.072 U	0.029 U	0.034 U
1,2,3,4,7,8-HxCDF	--	--	--	--	0.25 J	0.048 U	0.35 J	0.026 U	0.71 J	0.31 J	0.61 J	0.29 J	NS	0.54 J	NS	NS	0.028 U	0.27 J	NS	NS	0.025 U	0.067 J	NS	NS	0.096 J	0.028 U	0.046 J
1,2,3,6,7,8-HxCDD	--	--	--	1,000	0.27 J	0.038 U	0.25 J	0.029 U	0.27 J	0.3 J	0.1 J	0.022 U	NS	1 U	NS	NS	0.025 U	0.24 U	NS	NS	0.025 U	0.055 U	NS	NS	0.09 U	0.069 U	0.033 U
1,2,3,6,7,8-HxCDF	--	--	--	--	0.11 U	0.043 U	0.14 U	0.024 U	0.19 U	0.11 U	0.35 U	0.042 U	NS	0.22 J	NS	NS	0.025 U	0.15 J	NS	NS	0.023 U	0.041 J	NS	NS	0.11 J	0.026 U	0.036 J
1,2,3,7,8,9-HxCDD	--	--	--	1,000	0.16 J	0.032 U	0.24 J	0.025 U	0.22 U	0.18 U	0.13 U	0.019 U	NS	0.72 U	NS	NS	0.022 U	0.27 U	NS	NS	0.022 U	0.048 U	NS	NS	0.1 U	0.039 U	0.058 U
1,2,3,7,8,9-HxCDF	--	--	--	--	0.063 U	0.049 U	0.047 U	0.027 U	0.057 U	0.026 U	0.043 U	0.02 U	NS	0.085 J	NS	NS	0.028 U	0.064 J	NS	NS	0.025 U	0.038 U	NS	NS	0.11 J	0.029 U	0.028 U
1,2,3,7,8-PeCDD	--	--	--	--	0.062 U	0.063 U	0.058 U	0.05 U	0.038 U	0.038 U	0.048 U	0.032 U	NS	0.15 J	NS	NS	0.05 U	0.062 U	NS	NS	0.045 U	0.064 U	NS	NS	0.048 U	0.051 U	0.048 U
1,2,3,7,8-PeCDF	--	--	--	--	0.07 U	0.081 U	0.19 J	0.029 U	0.11 J	0.059 U	0.038 U	0.023 U	NS	0.054 U	NS	NS	0.035 U	0.12 J	NS	NS	0.034 U	0.04 U	NS	NS	0.054 J	0.034 U	0.035 U
2,3,4,6,7,8-HxCDF	--	--	--	--	0.087 U	0.047 U	0.095 U	0.026 U	0.16 U	0.063 U	0.36 U	0.019 U	NS	0.15 J	NS	NS	0.027 U	0.1 J	NS	NS	0.024 U	0.037 U	NS	NS	0.075 J	0.028 U	0.026 U
2,3,4,7,8-PeCDF	--	--	--	--	0.074 U	0.084 U	0.16 J	0.03 U	0.14 J	0.091 J	0.38 J	0.035 J	NS	0.15 J	NS	NS	0.036 U	0.046 U	NS	NS	0.034 U	0.04 U	NS	NS	0.062 J	0.035 U	0.036 U
2,3,7,8-TCDD	--	--	49	--	0.066 J	0.031 U	0.038 U	0.037 U	0.024 U	0.027 U	0.03 U	0.018 U	NS	0.043 U	NS	NS	0.041 U	0.049 U	NS	NS	0.038 U	0.045 U	NS	NS	0.056 J	0.04 U	0.042 U
2,3,7,8-TCDF	--	--	490	--	0.12 J	0.13 U	0.3 U	0.026 U	0.18 J	0.13 J	0.2 J	0.12 U	NS	0.23 J	NS	NS	0.026 U	0.13 J	NS	NS	0.035 U	0.045 U	NS	NS	0.026 U	0.035 U	0.035 U
OCDD	--	--	--	--	71	7.3 U	65	0.82 U	64	99	17 U	0.52 U	NS	270	NS	NS	0.67 U	72	NS	NS	0.46 U	8.4 U	NS	NS	0.6 U	12 U	7.9 U
OCDF	--	--	--	--	3.3 U	0.89 U	5 U	1.5 U	10 U	9.6 U	4.7 U	1.2 U	NS	20 U	NS	NS	0.76 U	5.5 U	NS	NS	1.3 U	3.2 U	NS	NS	2.2 U	0.86 U	1.1 U
Total HpCDD	--	--	--	--	13	1.5 U	11	0.21 U	11	13	3 U	0.21 U	NS	59	NS	NS	0.21 U	13	NS	NS	0.17 U	1.8 U	NS	NS	0.3 U	2.4 U	1.3 U
Total HpCDF	--	--	--	--	2.9 U	0.52 U	3.4 U	0.1 U	6.3	4.7 J	3.2 U	0.41 U	NS	17	NS	NS	0.072 U	3.9 J	NS	NS	0.13 U	1.1 U	NS	NS	0.4 U	0.74 U	0.47 U
Total HxCDD	--	--	--	--	1.4 J	0.067 J	1.4 J	0.029 U	1.6 J	1.7 J	0.88 J	0.022 U	NS	5.9 U	NS	NS	0.026 U	1.4 U	NS	NS	0.026 U	0.19 U	NS	NS	0.27 U	0.24 U	0.058 U
Total HxCDF	--	--	--	--	1.5 U	0.049 U	1.5 U	0.027 U	2.1 U	1.6 U	2.5 U	0.33 U	NS	4.5 J	NS	NS	0.028 U	1.4 J	NS	NS	0.025 U	0.11 J	NS	NS	0.39 J	0.11 J	0.082 J
Total PeCDD	--	--	--	--	0.062 U	0.063 U	0.058 U	0.05 U	0.097 J	0.079 J	0.11 J	0.032 U	NS	0.41 J	NS	NS	0.05 U	0.062 U	NS	NS	0.045 U	0.064 U	NS	NS	0.048 U	0.051 U	0.048 U
Total PeCDF	--	--	--	--	0.22 J	0.15 J	0.97 J	0.03 U	0.71 J	0.6 J	2.8 J	0.035 J	NS	0.78 J	NS	NS	0.036 U	0.32 J	NS	NS	0.034 U	0.04 U	NS	NS	0.12 J	0.035 U	0.036 U
Total TCDD	--	--	--	--	0.14 J	0.031 U	0.25 J	0.24 J	0.024 U	0.027 U	0.17 J	0.018 U	NS	0.1 J	NS	NS	0.041 U	0.049 U	NS	NS	0.038 U	0.045 U	NS	NS	0.056 J	0.04 U	0.042 U
Total TCDF	--	--	--	--	0.96 J	0.16 J	2.1 J	0.026 U	1.2 J	0.84 J	3.2 J	0.027 J	NS	1.3 J	NS	NS	0.026 U	0.53 J	NS	NS	0.035 U	0.045 U	NS	NS	0.026 U	0.035 U	0.035 U
Explosives by Method SW8330B[d] (mg/kg)																											
1,3,5-Trinitrobenzene	--	--	--	2,200	0.05 U	0.05 U	0.05 U	0.05 U	0.049 J	0.05 U	0.05 U	0.05 U	0.05 U	0.05 U	0.05 U	0.05 U	0.05 U	0.05 U	0.05 U	0.05 U	0.05 U	0.05 U	0.05 U	0.05 U	0.05 U	0.05 U	0.05 U
2,4,6-Trinitrotoluene	--	--	36	--	0.05 U	0.05 U	0.05 U	0.05 U	0.59	5.5	0.094 J	0.05 U	0.05 U	0.05 U	0.05 U	0.05 U	0.05 U	0.05 U	0.05 U	0.05 U	0.05 U	0.05 U	0.05 U	0.05 U	0.05 U	0.05 U	0.05 U
2,4-Dinitrotoluene	--	--	17	--	0.05 U	0.05 U	0.05 U	0.05 U	0.05 U	0.075 J	0.05 U	0.05 U	0.05 U	0.05 U	0.05 U	0.05 U	0.05 U	0.057 U	0.05 U	0.05 U	0.05 U	0.05 U	0.05 U	0.05 U	0.05 U	0.05 U	0.05 U
2-Amino-4,6-dinitrotoluene	--	--	--	150	0.05 U	0.05 U	0.066 J	0.05 U	0.056 J	0.05 U	0.042 J	0.05 U	0.05 U	0.05 U	0.05 U	0.05 U	0.05 U	0.05 U	0.05 U	0.05 U	0.05 U	0.05 U	0.05 U	0.05 U	0.05 U	0.05 U	0.05 U
4-Amino-2,6-dinitrotoluene	--	--	--	150	0.05 U	0.05 U	0.049 J	0.05 U	0.045 J	0.05 U	0.052 J	0.05 U	0.05 U	0.05 U	0.05 U	0.05 U	0.05 U	0.05 U	0.05 U	0.05 U	0.05 U	0.05 U	0.05 U	0.05 U	0.05 U	0.05 U	0.05 U
HMX	--	--	3,849	--	0.34	0.05 U	0.11 J	0.05 U	0.34	0.04 J	0.05 U	0.05 U	0.036 J	0.95	0.044 J	0.05 U	0.05 U	0.14 J	0.05 U	0.05 U	0.05 U	0.21 J	0.05 U	0.05 U	0.05 U	0.24 J	0.21 J
Nitroglycerin	--	--	6.2	--	0.25 U	0.25 U	0.25 UJ	0.25 U	0.25 U	1.9	0.25 U	0.25 U	0.25 U	0.25 U	0.25 U	0.25 U	0.25 U	1.3	0.25 U	0.25 U	0.25 U	0.25 U	0.25 U	0.25 U	0.25 U	0.25 U	0.25 U
RDX	--	--	60	--	0.65	0.05 U	0.28	0.042 J	0.15 J	0.11 J	0.05 U	0.037 J	0.05 U	0.11 J	0.05 U	0.05 U	0.05 U	0.052 J	0.05 U	0.05 U	0.05 U	0.1 J	0.05 U	0.05 U	0.05 U	0.17 J	0.15 J
Tetryl	--	--	156	--	0.05 U	0.05 U	0.05 U	0.05 U	0.05 U	0.05 U	0.05 U	0.05 U	0.05 U	0.05 U	0.05 U	0.05 U	0.05 U	0.05 U	0.05 U	0.05 U	0.05 U	0.05 U	0.05 U	0.05 U	0.05 U	0.05 U	0.05 U

Table 4-2. Detected Analytes for Discrete Soil Samples for the Open Detonation Unit, December 2015 (Page 7 of 9)

Analyte	Coyote Test Field Super Group Background Values (surface soil)[a]	Coyote Test Field Super Group Background Values (subsurface soil)[a]	NMED RSSL[b]	EPA RSSL[c]	JO9B1-01 (con't)			JO9B1-02				JO9B1-05				JO9B1-07				K09A2-01				
Sample ID					OT29-SO-JO9B1-01-0405	OT29-SO-JO9B1-01-0910	OT29-SO-JO9B1-01-1415	OT29-SO-JO9B1-02-0001	OT29-SO-JO9B1-02-0405	OT29-SO-JO9B1-02-0910	OT29-SO-JO9B1-02-1415	OT29-SO-JO9B1-05-0001	OT29-SO-JO9B1-05-0405	OT29-SO-JO9B1-05-0910	OT29-SO-JO9B1-05-1415	OT29-SO-JO9B1-07-0001	OT29-SO-JO9B1-07-0405	OT29-SO-JO9B1-07-0910	OT29-SO-JO9B1-07-1415	OT29-FD-K09A2-01-0405	OT29-SO-K09A2-01-0001	OT29-SO-K09A2-01-0405	OT29-SO-K09A2-01-0910	OT29-SO-K09A2-01-1415
Sample Type					N	N	N	N	N	N	N	N	N	N	N	N	N	N	N	FD	N	N	N	N
Sample Depth					4-5 (ft)	9-10 (ft)	14-15 (ft)	0-1 (ft)	4-5 (ft)	9-10 (ft)	14-15 (ft)	0-1 (ft)	4-5 (ft)	9-10 (ft)	14-15 (ft)	0-1 (ft)	4-5 (ft)	9-10 (ft)	14-15 (ft)	4-5 (ft)	0-1 (ft)	4-5 (ft)	9-10 (ft)	14-15 (ft)
Sample Date					12/09/15	12/09/15	12/09/15	12/09/15	12/09/15	12/09/15	12/09/15	12/09/15	12/09/15	12/09/15	12/09/15	12/09/15	12/09/15	12/09/15	12/09/15	12/07/15	12/07/15	12/07/15	12/07/15	12/07/15
Metals by Method SW6020[d] (mg/kg)																								
Antimony	3.9	3.9	31	--	1.4	0.41 U	0.41 U	0.6 J	0.28 J	0.42 U	0.41 U	0.61 J	0.99	0.21 J	0.48 J	0.44 J	0.32 J	0.41 U	0.2 J	0.43 U	0.97 J	0.47 U	0.4 U	0.72
Arsenic	5.6	7.4	4.25	--	**13**	3.9	4.2	**10**	6.5	3.6	3.5	5.1	5	5.6	**26**	5.3	6.3	4.9	5.1	4.1	4.3	3.9	4.8	4.7
Barium	130	214	15,558	--	150	40	83	**190**	**270**	73	71	**140**	160	63	160	**150**	**650 J**	90	73	**270 J**	**130**	140 J	150	130
Beryllium	0.65	0.65	156	--	0.48	0.25	0.4	0.5	0.37	0.34	0.26	0.43	0.48	0.34	0.36	0.54	0.41	0.31	0.46	**0.69**	0.53	0.56	0.34	0.53
Cadmium	1	0.9	71	--	**1**	0.064 J	0.072 J	0.52	0.15 J	0.064 J	0.071 J	0.52	**1**	0.077 J	0.19	0.42	0.22	0.059 J	0.14 J	0.069 J	0.65	0.1 J	0.052 J	0.55
Chromium	17.3	12.8	97	--	**16**	3.1	7.1	**28**	8.1	5.9	3.7	**31**	11	4.3	5.1	16	11	6.1	6.6	**15**	17 J	12	**36**	12
Cobalt	5.2	5.2	--	23	4.7	2.3	3.1	4.7	4	2.7	2.3	4.4	4.8	3	3.5	**5.8**	3.3	2.6	3.1	3.9	4.7	4.1	3.1	4.7
Copper	15.4	18.2	3,129	--	**75**	4	4.4	**28**	6.2	3.9	3.9	**28**	**28**	14	5.2	**23**	16 J	4.2	5	5.1 J	**290 J**	8.5 J	5.2	**35**
Lead	21.4	11.8	400	--	**44**	10	5	**25**	8.1	5.1	4.5	**29**	**40**	8.5	6.3	**22**	11	5.2	9	6.8	**32 J**	8.4	4.9	**38**
Nickel	11.5	11.5	1,560	--	11	3.8	5.5	**18**	7.9	4.9	3.8	**24**	9.7	4.7	6.2	**13**	8.7	5.1	6	9.4	**17 J**	9.1	**17**	10
Selenium	1	1	391	--	0.21 J	0.13 J	0.18 J	0.22 J	0.22 J	0.13 J	0.21 J	0.19 J	0.18 J	0.22 J	0.19 J	0.23 J	0.21 J	0.13 J	0.24 J	0.2 J	0.28 J	0.23 J	0.3	0.24 J
Silver	1	1	391	--	0.2	0.062 U	0.062 U	0.17	0.067 U	0.063 U	0.062 U	0.15	0.2	0.06 U	0.062 U	0.11	0.074 J	0.061 U	0.061 U	0.064 U	0.3	0.038 J	0.059 U	0.24
Thallium	1.1	1.1	0.78	--	0.18	0.11 J	0.12 J	0.13 J	0.1 J	0.1 J	0.095 J	0.13 J	0.14 J	0.16	0.15	0.16	0.12 J	0.11 J	0.14 J	0.15 J	0.13 J	0.14 J	0.29	0.17
Tin	10	10	--	47,000	1.8 J	3.1 U	3.1 U	1.7 J	3.3 U	3.2 U	3.1 U	1.9 J	1.6 J	3 U	3.1 U	1.6 J	3.2 U	3.1 U	3 U	3.2 U	3.1 J	3.5 U	3 U	1.5 J
Vanadium	20.4	21.5	394	--	**27**	11	**22**	**25**	**27**	17	12	**22**	**23**	18	14	**27**	21 J	16	16	**23**	**22**	**24**	**22**	**23**
Zinc	62	62	23,464	--	**91**	21	23	**78**	26	22	21	58	53	27	27	**66**	50 J	23	25	26	**210 J**	28	22	57
Perchlorate by Method SW6850[d] (µg/kg)																								
Perchlorate	--	--	54,750	--	3,000	2,200	4,300	6,100	12,000	5,100	1,900	15,000	32,000	2,600	3,300	5,700	21,000	3,400	910	NS	210	NS	NS	3,300
Mercury by Method SW7471[d] (mg/kg)																								
Mercury	0.25	0.10	24	--	0.015 J	0.015 U	0.017 U	0.023 J	0.019 U	0.017 U	0.018 U	0.021 J	0.07	0.015 U	0.016 U	0.021 J	0.02 J	0.017 U	0.016 U	0.017 U	0.011 J	0.019 U	0.016 U	0.018 U
VOCs by Method SW8260B[d] (µg/kg)																								
1,2,4-Trimethylbenzene	--	--	--	58,000	NS	NS	2 UJ	2.6 UJ	NS	NS	1.9 UJ	2.1 UJ	NS	NS	2 UJ	2 UJ	NS	NS	2.1 U	NS	2.4 UJ	NS	NS	2.2 U
1,3,5-Trimethylbenzene	--	--	--	780,000	NS	NS	0.98 UJ	1.3 UJ	NS	NS	0.95 UJ	1.1 UJ	NS	NS	1 UJ	1 UJ	NS	NS	1.1 U	NS	1.2 UJ	NS	NS	1.1 U
2-Butanone (MEK)	--	--	37,418,184	--	NS	NS	4.9 UJ	6.5 UJ	NS	NS	4.7 UJ	3 J	NS	NS	5.1 UJ	3.4 J	NS	NS	2.6 J	NS	3.3 U	NS	NS	5.6 U
Benzene	--	--	17,795	--	NS	NS	0.98 R	1.5 J	NS	NS	0.95 UJ	1.6 J	NS	NS	0.79 J	1.1 J	NS	NS	1 J	NS	1.5 J	NS	NS	0.57 J
Bromoform	--	--	674,112	--	NS	NS	0.98 UJ	1.3 UJ	NS	NS	0.95 UJ	1.1 UJ	NS	NS	1 UJ	1 UJ	NS	NS	6.3 J	NS	1.2 UJ	NS	NS	1.1 U
Bromomethane	--	--	17,727	--	NS	NS	2 R	2.6 UJ	NS	NS	1.9 UJ	2.1 R	NS	NS	2 UJ	2 UJ	NS	NS	2.1 UJ	NS	2.4 UJ	NS	NS	2.2 U
Dibromochloromethane	--	--	13,903	--	NS	NS	0.98 UJ	1.3 UJ	NS	NS	0.95 UJ	1.1 UJ	NS	NS	1 UJ	1 UJ	NS	NS	0.93 J	NS	1.2 UJ	NS	NS	1.1 U
Ethylbenzene	--	--	75,106	--	NS	NS	0.98 UJ	1.3 UJ	NS	NS	0.95 UJ	1.1 UJ	NS	NS	1 UJ	1 UJ	NS	NS	1.1 UJ	NS	0.48 J	NS	NS	1.1 U
m-Xylene & p-Xylene	--	--	--	--	NS	NS	2 UJ	2.6 UJ	NS	NS	1.9 UJ	2.1 UJ	NS	NS	2 UJ	2 UJ	NS	NS	2.1 UJ	NS	0.98 J	NS	NS	2.2 U
o-Xylene	--	--	805,154	--	NS	NS	0.98 UJ	1.3 UJ	NS	NS	0.95 UJ	1.1 UJ	NS	NS	1 UJ	1 UJ	NS	NS	1.1 UJ	NS	0.46 J	NS	NS	1.1 U
Toluene	--	--	5,228,442	--	NS	NS	0.67 J	2.9 J	NS	NS	1.6 J	2.4 J	NS	NS	1.6 J	1.5 J	NS	NS	2.1 UJ	NS	2.3 J	NS	NS	2.6 J
SVOCs by Method SW8270C[d] (µg/kg)																								
2,4-Dinitrotoluene	--	--	17,099	--	NS	NS	72 U	73 U	NS	NS	69 U	71 U	NS	NS	69 U	150 U	NS	NS	69 U	NS	73 U	NS	NS	72 U
2,6-Dinitrotoluene	--	--	3,559	--	NS	NS	72 U	73 U	NS	NS	69 U	71 U	NS	NS	69 U	150 U	NS	NS	69 U	NS	73 U	NS	NS	72 U
Acetophenone	--	--	7,821,429	--	NS	NS	36 U	36 U	NS	NS	35 U	36 U	NS	NS	34 U	73 U	NS	NS	34 U	NS	37 U	NS	NS	36 U
Benzo[g,h,i]perylene	--	--	--	--	NS	NS	1.8 U	1.8 U	NS	NS	1.7 U	5.2 J	NS	NS	1.7 U	3.7 U	NS	NS	1.7 U	NS	1.8 U	NS	NS	1.8 U
Bis(2-ethylhexyl) phthalate	--	--	380,392	--	NS	NS	27 J	41 J	NS	NS	38 J	27 J	NS	NS	34 U	2700	NS	NS	34 U	NS	83 U	NS	NS	36 U
Di-n-butyl phthalate	--	--	6,163,458	--	NS	NS	36 U	36 U	NS	NS	35 U	36 U	NS	NS	34 U	73 U	NS	NS	34 U	NS	37 U	NS	NS	36 U
Hexachlorobenzene	--	--	3,328	--	NS	NS	3.6 U	3.6 U	NS	NS	3.4 U	35	NS	NS	3.4 U	7.2 U	NS	NS	3.4 U	NS	3.6 U	NS	NS	3.5 U
N-Nitrosodiphenylamine	--	--	1,086,819	--	NS	NS	36 U	510	NS	NS	35 U	36 U	NS	NS	34 U	73 U	NS	NS	34 U	NS	37 U	NS	NS	36 U

Table 4-2. Detected Analytes for Discrete Soil Samples for the Open Detonation Unit, December 2015 (Page 8 of 9)

Analyte	Coyote Test Field Super Group Background Values (surface soil)[a]	Coyote Test Field Super Group Background Values (subsurface soil)[a]	NMED RSSL[b]	EPA RSSL[c]	JO9B1-01 (con't)			JO9B1-02				JO9B1-05				JO9B1-07				K09A2-01				
Sample ID					OT29-SO-JO9B1-01-0405	OT29-SO-JO9B1-01-0910	OT29-SO-JO9B1-01-1415	OT29-SO-JO9B1-02-0001	OT29-SO-JO9B1-02-0405	OT29-SO-JO9B1-02-0910	OT29-SO-JO9B1-02-1415	OT29-SO-JO9B1-05-0001	OT29-SO-JO9B1-05-0405	OT29-SO-JO9B1-05-0910	OT29-SO-JO9B1-05-1415	OT29-SO-JO9B1-07-0001	OT29-SO-JO9B1-07-0405	OT29-SO-JO9B1-07-0910	OT29-SO-JO9B1-07-1415	OT29-FD-K09A2-01-0405	OT29-SO-K09A2-01-0001	OT29-SO-K09A2-01-0405	OT29-SO-K09A2-01-0910	OT29-SO-K09A2-01-1415
Sample Type					N	N	N	N	N	N	N	N	N	N	N	N	N	N	N	FD	N	N	N	N
Sample Depth					4-5 (ft)	9-10 (ft)	14-15 (ft)	0-1 (ft)	4-5 (ft)	9-10 (ft)	14-15 (ft)	0-1 (ft)	4-5 (ft)	9-10 (ft)	14-15 (ft)	0-1 (ft)	4-5 (ft)	9-10 (ft)	14-15 (ft)	4-5 (ft)	0-1 (ft)	4-5 (ft)	9-10 (ft)	14-15 (ft)
Sample Date					12/09/15	12/09/15	12/09/15	12/09/15	12/09/15	12/09/15	12/09/15	12/09/15	12/09/15	12/09/15	12/09/15	12/09/15	12/09/15	12/09/15	12/09/15	12/07/15	12/07/15	12/07/15	12/07/15	12/07/15
Dioxins/Furans by Method SW8290[d] (pg/g)																								
1,2,3,4,6,7,8-HpCDD	--	--	--	--	NS	NS	0.078 U	2.8 U	NS	NS	0.054 U	69	NS	NS	0.1 U	9.2	NS	NS	0.12 U	0.16 U	3.6 U	0.56 U	0.1 U	0.61 U
1,2,3,4,6,7,8-HpCDF	--	--	--	--	NS	NS	0.17 U	0.74 U	NS	NS	0.099 U	7.6	NS	NS	0.025 U	0.84 U	NS	NS	0.11 U	0.1 U	0.77 U	0.31 U	0.053 U	0.38 U
1,2,3,4,7,8,9-HpCDF	--	--	--	--	NS	NS	0.029 U	0.12 U	NS	NS	0.025 U	0.19 U	NS	NS	0.032 U	0.12 U	NS	NS	0.029 U	0.076 U	0.22 J	0.096 U	0.068 U	0.09 J
1,2,3,4,7,8-HxCDD	--	--	--	--	NS	NS	0.025 U	0.036 U	NS	NS	0.026 U	0.64 U	NS	NS	0.028 U	0.17 U	NS	NS	0.03 U	0.06 U	0.092 U	0.065 U	0.054 U	0.046 U
1,2,3,4,7,8-HxCDF	--	--	--	--	NS	NS	0.12 J	0.25 J	NS	NS	0.046 J	0.5 J	NS	NS	0.024 U	0.13 J	NS	NS	0.025 U	0.037 U	0.22 J	0.046 U	0.032 U	0.04 U
1,2,3,6,7,8-HxCDD	--	--	--	1,000	NS	NS	0.024 U	0.13 U	NS	NS	0.025 U	1.9 U	NS	NS	0.027 U	0.39 U	NS	NS	0.029 U	0.056 U	0.086 U	0.061 U	0.051 U	0.071 J
1,2,3,6,7,8-HxCDF	--	--	--	--	NS	NS	0.022 U	0.087 J	NS	NS	0.025 J	0.41 J	NS	NS	0.022 U	0.055 J	NS	NS	0.023 U	0.033 U	0.058 U	0.09 U	0.028 U	0.066 U
1,2,3,7,8,9-HxCDD	--	--	--	1,000	NS	NS	0.021 U	0.071 U	NS	NS	0.022 U	1.6 U	NS	NS	0.023 U	0.52 U	NS	NS	0.026 U	0.047 U	0.18 J	0.11 J	0.13 U	0.054 J
1,2,3,7,8,9-HxCDF	--	--	--	--	NS	NS	0.025 U	0.037 U	NS	NS	0.024 U	0.06 U	NS	NS	0.024 U	0.043 U	NS	NS	0.026 U	0.038 U	0.066 U	0.047 U	0.033 U	0.042 U
1,2,3,7,8-PeCDD	--	--	--	--	NS	NS	0.045 U	0.052 U	NS	NS	0.049 U	0.46 J	NS	NS	0.051 U	0.076 U	NS	NS	0.047 U	0.095 U	0.1 U	0.096 U	0.074 U	0.081 U
1,2,3,7,8-PeCDF	--	--	--	--	NS	NS	0.037 U	0.045 U	NS	NS	0.03 U	0.056 U	NS	NS	0.035 U	0.046 U	NS	NS	0.034 U	0.11 U	0.094 U	0.08 J	0.071 U	0.11 U
2,3,4,6,7,8-HxCDF	--	--	--	--	NS	NS	0.024 U	0.036 U	NS	NS	0.023 U	0.24 J	NS	NS	0.023 U	0.041 U	NS	NS	0.025 U	0.036 U	0.14 U	0.082 U	0.031 U	0.039 U
2,3,4,7,8-PeCDF	--	--	--	--	NS	NS	0.037 U	0.068 J	NS	NS	0.031 U	0.11 J	NS	NS	0.036 U	0.046 U	NS	NS	0.034 U	0.12 U	0.099 U	0.079 U	0.074 U	0.11 U
2,3,7,8-TCDD	--	--	49	--	NS	NS	0.037 U	0.043 U	NS	NS	0.041 U	0.052 U	NS	NS	0.048 U	0.048 U	NS	NS	0.047 U	0.039 U	0.048 U	0.041 U	0.076 J	0.036 U
2,3,7,8-TCDF	--	--	490	--	NS	NS	0.034 U	0.12 J	NS	NS	0.035 U	0.1 J	NS	NS	0.041 U	0.11 J	NS	NS	0.038 U	0.044 U	0.32 U	0.16 U	0.045 U	0.038 U
OCDD	--	--	--	--	NS	NS	0.35 U	25 U	NS	NS	0.31 U	620	NS	NS	0.82 U	71	NS	NS	0.62 U	0.96 U	34	4.5 U	0.48 U	4.2 U
OCDF	--	--	--	--	NS	NS	0.47 U	2 U	NS	NS	0.55 U	32 U	NS	NS	0.36 U	3 U	NS	NS	0.6 U	0.47 U	2.7 U	0.62 U	0.32 U	2.1 U
Total HpCDD	--	--	--	--	NS	NS	0.19 U	4.7 U	NS	NS	0.14 U	110	NS	NS	0.23 U	17	NS	NS	0.25 U	0.38 U	6.2 U	1 U	0.21 U	1 U
Total HpCDF	--	--	--	--	NS	NS	0.17 U	1.7 U	NS	NS	0.099 U	29	NS	NS	0.032 U	2.6 J	NS	NS	0.11 U	0.1 U	1.9 U	0.31 U	0.068 U	1.6 U
Total HxCDD	--	--	--	--	NS	NS	0.025 U	0.64 U	NS	NS	0.026 U	13 J	NS	NS	0.028 U	4.3 U	NS	NS	0.03 U	0.064 J	0.18 J	0.11 J	0.13 U	0.13 J
Total HxCDF	--	--	--	--	NS	NS	0.12 J	0.74 J	NS	NS	0.07 J	8.1	NS	NS	0.024 U	0.75 J	NS	NS	0.026 U	0.038 U	0.87 U	0.17 U	0.033 U	0.28 U
Total PeCDD	--	--	--	--	NS	NS	0.045 U	0.052 U	NS	NS	0.049 U	2.7 J	NS	NS	0.051 U	0.3 J	NS	NS	0.047 U	0.095 U	0.13 U	0.29 J	0.18 J	0.081 U
Total PeCDF	--	--	--	--	NS	NS	0.089 J	0.31 J	NS	NS	0.031 U	1.1 J	NS	NS	0.036 U	0.14 J	NS	NS	0.034 U	0.12 U	0.25 J	0.08 J	0.074 U	0.11 U
Total TCDD	--	--	--	--	NS	NS	0.037 U	0.043 U	NS	NS	0.041 U	0.21 J	NS	NS	0.048 U	0.34 J	NS	NS	0.047 U	0.039 U	0.048 U	0.042 U	0.076 J	0.036 U
Total TCDF	--	--	--	--	NS	NS	0.25 J	0.42 J	NS	NS	0.035 U	0.66 J	NS	NS	0.041 U	0.2 J	NS	NS	0.038 U	0.044 U	0.83 J	0.11 J	0.045 U	0.038 U
Explosives by Method SW8330B[d] (mg/kg)																								
1,3,5-Trinitrobenzene	--	--	--	2,200	0.05 U	0.05 U	0.05 U	0.05 U	0.05 U	0.05 U	0.05 U	0.05 U	0.05 U	0.05 U	0.05 U	0.05 U	0.05 U	0.05 U	0.05 U	0.05 U	0.05 U	0.05 U	0.05 U	0.05 U
2,4,6-Trinitrotoluene	--	--	36	--	0.05 U	0.05 U	0.05 U	0.05 U	0.05 U	0.05 U	0.05 U	0.05 U	0.05 U	0.05 U	0.05 U	0.049 J	0.05 U	0.05 U	0.05 U	0.05 U	0.05 U	0.05 U	0.05 U	0.05 U
2,4-Dinitrotoluene	--	--	17	--	0.05 U	0.05 U	0.05 U	0.05 U	0.028 U	0.05 U	0.05 U	0.05 U	0.05 U	0.05 U	0.05 U	0.05 U	0.025 U	0.05 U	0.05 U	0.05 U	0.05 U	0.05 U	0.05 U	0.05 U
2-Amino-4,6-dinitrotoluene	--	--	--	150	0.05 U	0.05 U	0.05 U	0.05 U	0.05 U	0.05 U	0.05 U	0.05 U	0.05 U	0.05 U	0.05 U	0.05 U	0.05 U	0.05 U	0.05 U	0.05 U	0.05 U	0.05 U	0.05 U	0.05 U
4-Amino-2,6-dinitrotoluene	--	--	--	150	0.05 U	0.05 U	0.05 U	0.05 U	0.05 U	0.05 U	0.05 U	0.05 U	0.05 U	0.05 U	0.05 U	0.05 U	0.05 U	0.05 U	0.05 U	0.05 U	0.05 U	0.05 U	0.05 U	0.05 U
HMX	--	--	3,849	--	8.6	0.05 U	0.05 U	0.49	0.075 J	0.05 U	0.05 U	0.84	0.17 J	0.05 U	0.05 U	0.15 J	0.14 J	0.05 U	0.05 U	0.05 U	0.077 J	0.05 U	0.05 U	0.05 U
Nitroglycerin	--	--	6.2	--	2.3	0.25 U	0.25 U	0.25 U	0.25 U	0.25 U	0.25 U	1.6	0.25 U	0.25 U	0.25 U	0.25 U	0.25 UJ	0.25 U	0.25 U	0.25 U	0.25 U	0.25 U	0.25 U	0.25 U
RDX	--	--	60	--	0.17 J	0.05 U	0.05 U	1.3	0.19 J	0.05 U	0.05 U	0.28	0.24 J	0.05 U	0.05 U	0.22 J	0.28	0.05 U	0.05 U	0.05 U	0.05 U	0.05 U	0.05 U	0.05 U
Tetryl	--	--	156	--	0.05 U	0.05 U	0.05 U	0.05 U	0.05 U	0.05 U	0.05 U	0.05 U	0.05 U	0.05 U	0.05 U	0.05 U	0.05 U	0.05 U	0.05 U	0.05 U	0.05 U	0.05 U	0.05 U	0.05 U

Bold indicates the detected analyte exceeds the approved background value.

Shaded cell indicates the detected analyte exceeds the NMED RSSL or EPA regional screening level if no NMED RSSL is available.

[a]NMED, 1997. *Approved Background Concentrations, Sandia National Laboratories/Kirtland Air Force Base.* September.

[b]NMED, 2015. *Residential Soil Screening Levels.* July.

[c]EPA, 2015. *Regional Screening Levels, Residential.* November. Provided if no NMED RSSL available.

[d]EPA, 1996. *Test Methods for Evaluating Solid Waste, Physical/Chemical Methods.*

-- Screening level not established or EPA regional screening level not listed and result is compared to NMED soil screening level.

EPA - U.S. Environmental Protection Agency

FD - field duplicate

ft - foot/feet

J - The analyte was positively identified; the associated numerical value is the approximate concentration of the analyte in the sample.

µg/kg - micrograms per kilogram

mg/Kg - milligrams per kilogram

N - normal sample

NS - not sampled

NMED - New Mexico Environment Department

pg/g - picograms per gram

R - The sample result was rejected due to serious deficiencies in the ability to analyze the sample and meet the QC criteria. The presence or absence of the analyte could not be verified.

RSSL - Residential Soil Screening Levels

SSL - soil screening level

U - The analyte was analyzed for but was not detected above the reported sample quantitation limit (limit of detection) or a detection in the samples was changed to a non-detected result, flagged “U” due to blank contamination.

UJ - The analyte was not detected above the reported sample quantitation limit. However, the reported quantitation limit is approximate and may or may not represent the actual limit of quantitation necessary to accurately and precisely measure the analyte in the sample.

Table 4-3. Toxic Equivalence Quotients for Dioxins and Furan Detections for Discrete Soil Samples for the Open Detonation Unit, December 2015 (Page 1 of 6)

			Location	H09B1-01								J09A1-02								J09A1-04			
			Sample Identification	OT29-SO-H09B1-01-0001				OT29-FD-H09B1-01-0001				OT29-SO-J09A1-02-0001				OT29-SO-J09A1-02-1415				OT29-SO-J09A1-04-0001			
			Sample Type	N				FD				N				N				N			
			Sample Depth	0-1 (ft)				0-1 (ft)				0-1 (ft)				14-15 (ft)				0-1 (ft)			
			Sample Date	12/08/15				12/08/15				12/08/15				12/08/15				12/08/15			
Analysis Method[a]	Analyte	TEF	NMED Residential SSL for 2,3,7,8-TCDD[b] (mg/kg)	pg/g	Qualifer	mg/kg	TEQ (mg/kg)	pg/g	Qualifer	mg/kg	TEQ (mg/kg)	pg/g	Qualifer	mg/kg	TEQ (mg/kg)	pg/g	Qualifer	mg/kg	TEQ (mg/kg)	pg/g	Qualifer	mg/kg	TEQ (mg/kg)
SW8290	1,2,3,4,6,7,8-HpCDD	0.01	--	2.6	U	NA	NA	4.3	U	NA	NA	9.8		9.80E-06	9.8E-08	0.11	U	NA	NA	9.1		9.10E-06	9.1E-08
SW8290	1,2,3,4,6,7,8-HpCDF	0.01	--	0.56	U	NA	NA	0.72	U	NA	NA	1.4	U	NA	NA	0.098	U	NA	NA	1.3	U	NA	NA
SW8290	1,2,3,4,7,8,9-HpCDF	0.01	--	0.16	J	1.60E-07	1.6E-09	0.11	J	1.10E-07	1.1E-09	0.17	J	1.70E-07	1.7E-09	0.038	U	NA	NA	0.12	U	NA	NA
SW8290	1,2,3,4,7,8-HxCDD	0.1	--	0.11	J	1.10E-07	1.1E-08	0.065	J	6.50E-08	6.5E-09	0.17	J	1.70E-07	1.7E-08	0.02	U	NA	NA	0.13	J	1.30E-07	1.3E-08
SW8290	1,2,3,4,7,8-HxCDF	0.1	--	0.16	U	NA	NA	0.05	U	NA	NA	0.053	U	NA	NA	0.023	U	NA	NA	0.15	U	NA	NA
SW8290	1,2,3,6,7,8-HxCDD	0.1	--	0.18	J	1.80E-07	1.8E-08	0.2	J	2.00E-07	2.0E-08	0.39	J	3.90E-07	3.9E-08	0.019	U	NA	NA	0.39	J	3.90E-07	3.9E-08
SW8290	1,2,3,6,7,8-HxCDF	0.1	--	0.094	U	NA	NA	0.088	U	NA	NA	0.086	U	NA	NA	0.021	U	NA	NA	0.13	U	NA	NA
SW8290	1,2,3,7,8,9-HxCDD	0.1	--	0.19	U	NA	NA	0.21	U	NA	NA	0.39	U	NA	NA	0.017	U	NA	NA	0.33	U	NA	NA
SW8290	1,2,3,7,8,9-HxCDF	0.1	--	0.043	U	NA	NA	0.051	U	NA	NA	0.054	U	NA	NA	0.023	U	NA	NA	0.063	U	NA	NA
SW8290	1,2,3,7,8-PeCDD	1	--	0.084	J	8.40E-08	8.4E-08	0.069	U	NA	NA	0.067	U	NA	NA	0.032	U	NA	NA	0.072	U	NA	NA
SW8290	1,2,3,7,8-PeCDF	0.03	--	0.047	U	NA	NA	0.048	U	NA	NA	0.047	U	NA	NA	0.021	U	NA	NA	0.043	U	NA	NA
SW8290	2,3,4,6,7,8-HxCDF	0.1	--	0.12	U	NA	NA	0.049	U	NA	NA	0.052	U	NA	NA	0.022	U	NA	NA	0.06	U	NA	NA
SW8290	2,3,4,7,8-PeCDF	0.3	--	0.048	U	NA	NA	0.048	U	NA	NA	0.086	J	8.60E-08	2.6E-08	0.021	U	NA	NA	0.044	U	NA	NA
SW8290	2,3,7,8-TCDD	1	--	0.045	U	NA	NA	0.045	U	NA	NA	0.042	U	NA	NA	0.024	U	NA	NA	0.043	U	NA	NA
SW8290	2,3,7,8-TCDF	0	--	0.13	U	NA	NA	0.14	U	NA	NA	0.15	U	NA	NA	0.017	U	NA	NA	0.041	U	NA	NA
SW8290	OCDD	0.0003	--	21		2.10E-05	6.3E-09	3		3.00E-06	9.0E-10	79		7.90E-05	2.4E-08	0.39	U	NA	NA	72		7.20E-05	2.2E-08
SW8290	OCDF	0.0003	--	3.2	U	NA	NA	4	U	NA	NA	8.5	U	NA	NA	2.9	U	NA	NA	11	U	NA	NA
			4.90E-05			**Total TEQ**	**1.2E-07**			**Total TEQ**	**2.9E-08**			**Total TEQ**	**2.1E-07**			**Total TEQ**	**NA**			**Total TEQ**	**1.6E-07**

			Location	J09A1-04				J09A1-05												J09A1-07			
			Sample Identification	OT29-SO-J09A1-04-1415				OT29-SO-J09A1-05-0001				OT29-FD-J09A1-05-0001				OT29-SO-J09A1-05-1415				OT29-SO-J09A1-07-0001			
			Sample Type	N				N				FD				N				N			
			Sample Depth	14-15 (ft)				0-1 (ft)				0-1 (ft)				14-15 (ft)				0-1 (ft)			
			Sample Date	12/08/15				12/08/15				12/08/15				12/08/15				12/08/15			
Analysis Method[a]	Analyte	TEF	NMED Residential SSL for 2,3,7,8-TCDD[b] (mg/kg)	pg/g	Qualifer	mg/kg	TEQ (mg/kg)	pg/g	Qualifer	mg/kg	TEQ (mg/kg)	pg/g	Qualifer	mg/kg	TEQ (mg/kg)	pg/g	Qualifer	mg/kg	TEQ (mg/kg)	pg/g	Qualifer	mg/kg	TEQ (mg/kg)
SW8290	1,2,3,4,6,7,8-HpCDD	0.01	--	0.1	U	NA	NA	8.8		8.80E-06	8.8E-08	6.7	U	NA	NA	0.071	U	NA	NA	15		1.50E-05	1.5E-07
SW8290	1,2,3,4,6,7,8-HpCDF	0.01	--	0.2	U	NA	NA	1.2	U	NA	NA	0.88	U	NA	NA	0.086	U	NA	NA	2.2	U	NA	NA
SW8290	1,2,3,4,7,8,9-HpCDF	0.01	--	0.093	U	NA	NA	0.079	U	NA	NA	0.16	J	1.60E-07	1.6E-09	0.048	U	NA	NA	0.32	J	3.20E-07	3.2E-09
SW8290	1,2,3,4,7,8-HxCDD	0.1	--	0.029	U	NA	NA	0.15	J	1.50E-07	1.5E-08	0.1	J	1.00E-07	1.0E-08	0.022	U	NA	NA	0.2	J	2.00E-07	2.0E-08
SW8290	1,2,3,4,7,8-HxCDF	0.1	--	0.039	U	NA	NA	0.15	U	NA	NA	0.11	U	NA	NA	0.023	U	NA	NA	0.23	U	NA	NA
SW8290	1,2,3,6,7,8-HxCDD	0.1	--	0.028	U	NA	NA	0.3	J	3.00E-07	3.0E-08	0.28	J	2.80E-07	2.8E-08	0.022	U	NA	NA	0.41	J	4.10E-07	4.1E-08
SW8290	1,2,3,6,7,8-HxCDF	0.1	--	0.035	U	NA	NA	0.1	U	NA	NA	0.076	U	NA	NA	0.021	U	NA	NA	0.18	U	NA	NA
SW8290	1,2,3,7,8,9-HxCDD	0.1	--	0.025	U	NA	NA	0.32	U	NA	NA	0.27	U	NA	NA	0.019	U	NA	NA	0.51	U	NA	NA
SW8290	1,2,3,7,8,9-HxCDF	0.1	--	0.039	U	NA	NA	0.041	U	NA	NA	0.038	U	NA	NA	0.023	U	NA	NA	0.052	U	NA	NA
SW8290	1,2,3,7,8-PeCDD	1	--	0.043	U	NA	NA	0.1	J	1.00E-07	1.0E-07	0.057	U	NA	NA	0.034	U	NA	NA	0.15	J	1.50E-07	1.5E-07
SW8290	1,2,3,7,8-PeCDF	0.03	--	0.034	U	NA	NA	0.037	U	NA	NA	0.041	U	NA	NA	0.027	U	NA	NA	0.044	U	NA	NA
SW8290	2,3,4,6,7,8-HxCDF	0.1	--	0.038	U	NA	NA	0.04	U	NA	NA	0.036	U	NA	NA	0.022	U	NA	NA	0.14	U	NA	NA
SW8290	2,3,4,7,8-PeCDF	0.3	--	0.034	U	NA	NA	0.037	U	NA	NA	0.042	U	NA	NA	0.028	U	NA	NA	0.11	J	1.10E-07	3.3E-08
SW8290	2,3,7,8-TCDD	1	--	0.046	U	NA	NA	0.036	U	NA	NA	0.034	U	NA	NA	0.03	U	NA	NA	0.05	U	NA	NA
SW8290	2,3,7,8-TCDF	0	--	0.036	U	NA	NA	0.13	U	NA	NA	0.15	U	NA	NA	0.02	U	NA	NA	0.12	J	1.20E-07	1.2E-08
SW8290	OCDD	0.0003	--	0.68	U	NA	NA	75		7.50E-05	2.3E-08	52		5.20E-05	1.6E-08	0.39	U	NA	NA	130		1.30E-04	3.9E-08
SW8290	OCDF	0.0003	--	7.7	U	NA	NA	7.1	U	NA	NA	6.3	U	NA	NA	3.6	U	NA	NA	14	U	NA	NA
			4.90E-05			**Total TEQ**	**NA**			**Total TEQ**	**2.6E-07**			**Total TEQ**	**5.5E-08**			**Total TEQ**	**NA**			**Total TEQ**	**4.5E-07**

Table 4-3. Toxic Equivalence Quotients for Dioxins and Furan Detections for Discrete Soil Samples for the Open Detonation Unit, December 2015 (Page 2 of 6)

			Location	J09A1-07				J09A1-09								J09A1-11							
			Sample Identification	OT29-SO-J09A1-07-1415				OT29-SO-J09A1-09-0001				OT29-SO-J09A1-09-1415				OT29-SO-J09A1-11-0001				OT29-SO-J09A1-11-1415			
			Sample Type	N				N				N				N				N			
			Sample Depth	14-15 (ft)				0-1 (ft)				14-15 (ft)				0-1 (ft)				14-15 (ft)			
			Sample Date	12/08/15				12/08/15				12/08/15				12/08/15				12/08/15			
Analysis Method[a]	Analyte	TEF	NMED Residential SSL for 2,3,7,8-TCDD[b] (mg/kg)	pg/g	Qualifer	mg/kg	TEQ (mg/kg)	pg/g	Qualifer	mg/kg	TEQ (mg/kg)	pg/g	Qualifer	mg/kg	TEQ (mg/kg)	pg/g	Qualifer	mg/kg	TEQ (mg/kg)	pg/g	Qualifer	mg/kg	TEQ (mg/kg)
SW8290	1,2,3,4,6,7,8-HpCDD	0.01	--	0.16	U	NA	NA	9.2		9.20E-06	9.2E-08	0.088	U	NA	NA	15		1.50E-05	1.5E-07	0.22	U	NA	NA
SW8290	1,2,3,4,6,7,8-HpCDF	0.01	--	0.19	U	NA	NA	1.5	U	NA	NA	0.033	U	NA	NA	2.2	U	NA	NA	0.25	U	NA	NA
SW8290	1,2,3,4,7,8,9-HpCDF	0.01	--	0.082	U	NA	NA	0.21	J	2.10E-07	2.1E-09	0.042	U	NA	NA	0.34	J	3.40E-07	3.4E-09	0.27	J	2.70E-07	2.7E-09
SW8290	1,2,3,4,7,8-HxCDD	0.1	--	0.027	U	NA	NA	0.11	J	1.10E-07	1.1E-08	0.024	U	NA	NA	0.19	J	1.90E-07	1.9E-08	0.033	U	NA	NA
SW8290	1,2,3,4,7,8-HxCDF	0.1	--	0.037	U	NA	NA	0.17	U	NA	NA	0.026	U	NA	NA	0.24	U	NA	NA	0.042	U	NA	NA
SW8290	1,2,3,6,7,8-HxCDD	0.1	--	0.026	U	NA	NA	0.37	J	3.70E-07	3.7E-08	0.023	U	NA	NA	0.55	J	5.50E-07	5.5E-08	0.032	U	NA	NA
SW8290	1,2,3,6,7,8-HxCDF	0.1	--	0.034	U	NA	NA	0.13	U	NA	NA	0.024	U	NA	NA	0.12	U	NA	NA	0.038	U	NA	NA
SW8290	1,2,3,7,8,9-HxCDD	0.1	--	0.053	U	NA	NA	0.29	U	NA	NA	0.02	U	NA	NA	0.49	U	NA	NA	0.13	U	NA	NA
SW8290	1,2,3,7,8,9-HxCDF	0.1	--	0.038	U	NA	NA	0.04	U	NA	NA	0.027	U	NA	NA	0.054	U	NA	NA	0.042	U	NA	NA
SW8290	1,2,3,7,8-PeCDD	1	--	0.047	U	NA	NA	0.052	U	NA	NA	0.036	U	NA	NA	0.17	J	1.70E-07	1.7E-07	0.045	U	NA	NA
SW8290	1,2,3,7,8-PeCDF	0.03	--	0.03	U	NA	NA	0.037	U	NA	NA	0.03	U	NA	NA	0.046	U	NA	NA	0.035	U	NA	NA
SW8290	2,3,4,6,7,8-HxCDF	0.1	--	0.036	U	NA	NA	0.081	U	NA	NA	0.025	U	NA	NA	0.15	U	NA	NA	0.041	U	NA	NA
SW8290	2,3,4,7,8-PeCDF	0.3	--	0.031	U	NA	NA	0.074	J	7.40E-08	2.2E-08	0.03	U	NA	NA	0.047	U	NA	NA	0.036	U	NA	NA
SW8290	2,3,7,8-TCDD	1	--	0.037	U	NA	NA	0.037	U	NA	NA	0.028	U	NA	NA	0.042	U	NA	NA	0.035	U	NA	NA
SW8290	2,3,7,8-TCDF	0	--	0.026	U	NA	NA	0.15	U	NA	NA	0.019	U	NA	NA	0.14	J	1.40E-07	1.4E-08	0.12	U	NA	NA
SW8290	OCDD	0.0003	--	0.75	U	NA	NA	82		8.20E-05	2.5E-08	0.38	U	NA	NA	130	J	1.30E-04	3.9E-08	0.75	U	NA	NA
SW8290	OCDF	0.0003	--	8	U	NA	NA	7.6	U	NA	NA	2.5	U	NA	NA	13	U	NA	NA	4.8	U	NA	NA
			4.90E-05			Total TEQ	NA			Total TEQ	1.9E-07			Total TEQ	NA			Total TEQ	4.5E-07			Total TEQ	2.7E-09

			Location	J09A1-15								J09B2-02											
			Sample Identification	OT29-SO-J09A1-15-0001				OT29-SO-J09A1-15-1415				OT29-SO-J09B2-02-0001				OT29-FD-J09B2-02-0001				OT29-SO-J09B2-02-0405			
			Sample Type	N				N				N				FD				N			
			Sample Depth	0-1 (ft)				14-15 (ft)				0-1 (ft)				0-1 (ft)				4-5 (ft)			
			Sample Date	12/08/15				12/08/15				12/07/15				12/07/15				12/07/15			
Analysis Method[a]	Analyte	TEF	NMED Residential SSL for 2,3,7,8-TCDD[b] (mg/kg)	pg/g	Qualifer	mg/kg	TEQ (mg/kg)	pg/g	Qualifer	mg/kg	TEQ (mg/kg)	pg/g	Qualifer	mg/kg	TEQ (mg/kg)	pg/g	Qualifer	mg/kg	TEQ (mg/kg)	pg/g	Qualifer	mg/kg	TEQ (mg/kg)
SW8290	1,2,3,4,6,7,8-HpCDD	0.01	--	8		8.00E-06	8.0E-08	0.13	U	NA	NA	9.5		9.50E-06	9.5E-08	9.9		9.90E-06	9.9E-08	3	U	NA	NA
SW8290	1,2,3,4,6,7,8-HpCDF	0.01	--	1.2	U	NA	NA	0.13	U	NA	NA	1.4	U	NA	NA	1.5	U	NA	NA	0.6	U	NA	NA
SW8290	1,2,3,4,7,8,9-HpCDF	0.01	--	0.23	J	2.30E-07	2.3E-09	0.041	U	NA	NA	0.42	J	4.20E-07	4.2E-09	0.079	U	NA	NA	0.27	J	2.70E-07	2.7E-09
SW8290	1,2,3,4,7,8-HxCDD	0.1	--	0.095	J	9.50E-08	9.5E-09	0.031	U	NA	NA	0.14	J	1.40E-07	1.4E-08	0.11	J	1.10E-07	1.1E-08	0.09	J	9.00E-08	9.0E-09
SW8290	1,2,3,4,7,8-HxCDF	0.1	--	0.22	U	NA	NA	0.032	U	NA	NA	0.28	J	2.80E-07	2.8E-08	0.22	J	2.20E-07	2.2E-08	0.31	J	3.10E-07	3.1E-08
SW8290	1,2,3,6,7,8-HxCDD	0.1	--	0.27	J	2.70E-07	2.7E-08	0.03	U	NA	NA	0.38	J	3.80E-07	3.8E-08	0.33	J	3.30E-07	3.3E-08	0.15	J	1.50E-07	1.5E-08
SW8290	1,2,3,6,7,8-HxCDF	0.1	--	0.12	U	NA	NA	0.029	U	NA	NA	0.21	U	NA	NA	0.15	U	NA	NA	0.15	U	NA	NA
SW8290	1,2,3,7,8,9-HxCDD	0.1	--	0.28	U	NA	NA	0.027	U	NA	NA	0.36	J	3.60E-07	3.6E-08	0.28	J	2.80E-07	2.8E-08	0.31	J	3.10E-07	3.1E-08
SW8290	1,2,3,7,8,9-HxCDF	0.1	--	0.04	U	NA	NA	0.032	U	NA	NA	0.16	U	NA	NA	0.043	U	NA	NA	0.046	U	NA	NA
SW8290	1,2,3,7,8-PeCDD	1	--	0.063	U	NA	NA	0.044	U	NA	NA	0.095	J	9.50E-08	9.5E-08	0.07	J	7.00E-08	7.0E-08	0.053	U	NA	NA
SW8290	1,2,3,7,8-PeCDF	0.03	--	0.045	U	NA	NA	0.034	U	NA	NA	0.13	J	1.30E-07	3.9E-09	0.12	J	1.20E-07	3.6E-09	0.051	U	NA	NA
SW8290	2,3,4,6,7,8-HxCDF	0.1	--	0.067	U	NA	NA	0.031	U	NA	NA	0.16	U	NA	NA	0.077	U	NA	NA	0.1	U	NA	NA
SW8290	2,3,4,7,8-PeCDF	0.3	--	0.046	U	NA	NA	0.035	U	NA	NA	0.18	J	1.80E-07	5.4E-08	0.037	U	NA	NA	0.19	J	1.90E-07	5.7E-08
SW8290	2,3,7,8-TCDD	1	--	0.035	U	NA	NA	0.034	U	NA	NA	0.029	U	NA	NA	0.028	U	NA	NA	0.037	U	NA	NA
SW8290	2,3,7,8-TCDF	0	--	0.11	U	NA	NA	0.029	U	NA	NA	0.31	J	3.10E-07	3.1E-08	0.23	J	2.30E-07	2.3E-08	0.24	J	2.40E-07	2.4E-08
SW8290	OCDD	0.0003	--	76		7.60E-05	2.3E-08	1.2	U	NA	NA	86		8.60E-05	2.6E-08	98		9.80E-05	2.9E-08	27		2.70E-05	8.1E-09
SW8290	OCDF	0.0003	--	5.1	U	NA	NA	1.5	U	NA	NA	5.4	U	NA	NA	5.8	U	NA	NA	2.9	U	NA	NA
			4.90E-05			Total TEQ	1.4E-07			Total TEQ	NA			Total TEQ	4.2E-07			Total TEQ	3.2E-07			Total TEQ	1.8E-07

Table 4-3. Toxic Equivalence Quotients for Dioxins and Furan Detections for Discrete Soil Samples for the Open Detonation Unit, December 2015 (Page 3 of 6)

			Location	J09B2-02																J09B2-04			
			Sample Identification	OT29-SO-J09B2-02-0910				OT29-SO-J09B2-02-1415				OT29-SO-J09B2-04-0001				OT29-FD-J09B2-04-0001				OT29-SO-J09B2-04-0405			
			Sample Type	N				N				N				FD				N			
			Sample Depth	9-10 (ft)				14-15 (ft)				0-1 (ft)				0-1 (ft)				4-5 (ft)			
			Sample Date	12/07/15				12/07/15				12/07/15				12/07/15				12/07/15			
Analysis Method[a]	Analyte	TEF	NMED Residential SSL for 2,3,7,8-TCDD[b] (mg/kg)	pg/g	Qualifer	mg/kg	TEQ (mg/kg)	pg/g	Qualifer	mg/kg	TEQ (mg/kg)	pg/g	Qualifer	mg/kg	TEQ (mg/kg)	pg/g	Qualifer	mg/kg	TEQ (mg/kg)	pg/g	Qualifer	mg/kg	TEQ (mg/kg)
SW8290	1,2,3,4,6,7,8-HpCDD	0.01	--	5.7		5.70E-06	5.7E-08	1.4	U	NA	NA	6.5		6.50E-06	6.5E-08	6.9		6.90E-06	6.9E-08	3.3	U	NA	NA
SW8290	1,2,3,4,6,7,8-HpCDF	0.01	--	1	U	NA	NA	7.7		7.70E-06	7.7E-08	1.1	U	NA	NA	1.2	U	NA	NA	160		1.60E-04	1.6E-06
SW8290	1,2,3,4,7,8,9-HpCDF	0.01	--	0.16	J	1.60E-07	1.6E-09	0.1	U	NA	NA	0.11	U	NA	NA	0.12	U	NA	NA	43		4.30E-05	4.3E-07
SW8290	1,2,3,4,7,8-HxCDD	0.1	--	0.065	J	6.50E-08	6.5E-09	0.024	U	NA	NA	0.057	U	NA	NA	0.11	J	1.10E-07	1.1E-08	0.061	U	NA	NA
SW8290	1,2,3,4,7,8-HxCDF	0.1	--	0.22	J	2.20E-07	2.2E-08	1.3	J	1.30E-06	1.3E-07	0.058	U	NA	NA	0.14	J	1.40E-07	1.4E-08	17		1.70E-05	1.7E-06
SW8290	1,2,3,6,7,8-HxCDD	0.1	--	0.21	J	2.10E-07	2.1E-08	0.076	J	7.60E-08	7.6E-09	0.28	J	2.80E-07	2.8E-08	0.24	J	2.40E-07	2.4E-08	0.28	J	2.80E-07	2.8E-08
SW8290	1,2,3,6,7,8-HxCDF	0.1	--	0.11	U	NA	NA	0.18	U	NA	NA	0.1	U	NA	NA	0.12	U	NA	NA	14		1.40E-05	1.4E-06
SW8290	1,2,3,7,8,9-HxCDD	0.1	--	0.16	U	NA	NA	0.051	U	NA	NA	0.2	J	2.00E-07	2.0E-08	0.17	J	1.70E-07	1.7E-08	0.42	J	4.20E-07	4.2E-08
SW8290	1,2,3,7,8,9-HxCDF	0.1	--	0.032	U	NA	NA	0.1	U	NA	NA	0.06	U	NA	NA	0.051	U	NA	NA	3.3	J	3.30E-06	3.3E-07
SW8290	1,2,3,7,8-PeCDD	1	--	0.038	U	NA	NA	0.029	U	NA	NA	0.082	U	NA	NA	0.087	U	NA	NA	0.074	U	NA	NA
SW8290	1,2,3,7,8-PeCDF	0.03	--	0.13	J	1.30E-07	3.9E-09	0.026	U	NA	NA	0.09	U	NA	NA	0.086	U	NA	NA	4.5	J	4.50E-06	1.4E-07
SW8290	2,3,4,6,7,8-HxCDF	0.1	--	0.066	U	NA	NA	0.15	U	NA	NA	0.057	U	NA	NA	0.093	U	NA	NA	5.2	J	5.20E-06	5.2E-07
SW8290	2,3,4,7,8-PeCDF	0.3	--	0.092	J	9.20E-08	2.8E-08	0.055	J	5.50E-08	1.7E-08	0.095	U	NA	NA	0.09	U	NA	NA	2.7	J	2.70E-06	8.1E-07
SW8290	2,3,7,8-TCDD	1	--	0.029	U	NA	NA	0.021	U	NA	NA	0.042	J	4.20E-08	4.2E-08	0.056	J	5.60E-08	5.6E-08	0.038	U	NA	NA
SW8290	2,3,7,8-TCDF	0	--	0.47	J	4.70E-07	4.7E-08	0.016	U	NA	NA	0.15	U	NA	NA	0.21	J	2.10E-07	2.1E-08	1.3		1.30E-06	1.3E-07
SW8290	OCDD	0.0003	--	56		5.60E-05	1.7E-08	23		2.30E-05	6.9E-09	51		5.10E-05	1.5E-08	55		5.50E-05	1.7E-08	18	U	NA	NA
SW8290	OCDF	0.0003	--	4	U	NA	NA	19		1.90E-05	5.7E-09	3.4	U	NA	NA	3.9	U	NA	NA	940		9.40E-04	2.8E-07
			4.90E-05			**Total TEQ**	**2.0E-07**			**Total TEQ**	**2.4E-07**			**Total TEQ**	**1.7E-07**			**Total TEQ**	**2.3E-07**			**Total TEQ**	**7.4E-06**

			Location	J09B2-04								J09B2-06											
			Sample Identification	OT29-SO-J09B2-04-0910				OT29-SO-J09B2-04-1415				OT29-SO-J09B2-06-0001				OT29-SO-J09B2-06-0405				OT29-SO-J09B2-06-0910			
			Sample Type	N				N				N				N				N			
			Sample Depth	9-10 (ft)				14-15 (ft)				0-1 (ft)				4-5 (ft)				9-10 (ft)			
			Sample Date	12/07/15				12/07/15				12/07/15				12/07/15				12/07/15			
Analysis Method[a]	Analyte	TEF	NMED Residential SSL for 2,3,7,8-TCDD[b] (mg/kg)	pg/g	Qualifer	mg/kg	TEQ (mg/kg)	pg/g	Qualifer	mg/kg	TEQ (mg/kg)	pg/g	Qualifer	mg/kg	TEQ (mg/kg)	pg/g	Qualifer	mg/kg	TEQ (mg/kg)	pg/g	Qualifer	mg/kg	TEQ (mg/kg)
SW8290	1,2,3,4,6,7,8-HpCDD	0.01	--	0.039	U	NA	NA	0.055	U	NA	NA	7.2		7.20E-06	7.2E-08	0.81	U	NA	NA	6.6		6.60E-06	6.6E-08
SW8290	1,2,3,4,6,7,8-HpCDF	0.01	--	0.32	U	NA	NA	0.67	U	NA	NA	1	U	NA	NA	0.26	U	NA	NA	1.3	U	NA	NA
SW8290	1,2,3,4,7,8,9-HpCDF	0.01	--	0.084	U	NA	NA	0.11	U	NA	NA	0.083	U	NA	NA	0.069	U	NA	NA	0.24	J	2.40E-07	2.4E-09
SW8290	1,2,3,4,7,8-HxCDD	0.1	--	0.05	U	NA	NA	0.049	U	NA	NA	0.12	J	1.20E-07	1.2E-08	0.041	U	NA	NA	0.055	J	5.50E-08	5.5E-09
SW8290	1,2,3,4,7,8-HxCDF	0.1	--	0.2	J	2.00E-07	2.0E-08	0.14	U	NA	NA	0.25	J	2.50E-07	2.5E-08	0.048	U	NA	NA	0.35	J	3.50E-07	3.5E-08
SW8290	1,2,3,6,7,8-HxCDD	0.1	--	0.047	U	NA	NA	0.046	U	NA	NA	0.27	J	2.70E-07	2.7E-08	0.038	U	NA	NA	0.25	J	2.50E-07	2.5E-08
SW8290	1,2,3,6,7,8-HxCDF	0.1	--	0.066	U	NA	NA	0.084	U	NA	NA	0.11	U	NA	NA	0.043	U	NA	NA	0.14	U	NA	NA
SW8290	1,2,3,7,8,9-HxCDD	0.1	--	0.039	U	NA	NA	0.038	U	NA	NA	0.16	J	1.60E-07	1.6E-08	0.032	U	NA	NA	0.24	J	2.40E-07	2.4E-08
SW8290	1,2,3,7,8,9-HxCDF	0.1	--	0.076	U	NA	NA	0.097	U	NA	NA	0.063	U	NA	NA	0.049	U	NA	NA	0.047	U	NA	NA
SW8290	1,2,3,7,8-PeCDD	1	--	0.059	U	NA	NA	0.06	U	NA	NA	0.062	U	NA	NA	0.063	U	NA	NA	0.058	U	NA	NA
SW8290	1,2,3,7,8-PeCDF	0.03	--	0.083	U	NA	NA	0.072	U	NA	NA	0.07	U	NA	NA	0.081	U	NA	NA	0.19	J	1.90E-07	5.7E-09
SW8290	2,3,4,6,7,8-HxCDF	0.1	--	0.072	U	NA	NA	0.092	U	NA	NA	0.087	U	NA	NA	0.047	U	NA	NA	0.095	U	NA	NA
SW8290	2,3,4,7,8-PeCDF	0.3	--	0.087	U	NA	NA	0.076	U	NA	NA	0.074	U	NA	NA	0.084	U	NA	NA	0.16	J	1.60E-07	4.8E-08
SW8290	2,3,7,8-TCDD	1	--	0.032	U	NA	NA	0.033	U	NA	NA	0.066	J	6.60E-08	6.6E-08	0.031	U	NA	NA	0.038	U	NA	NA
SW8290	2,3,7,8-TCDF	0	--	0.034	U	NA	NA	0.041	U	NA	NA	0.12	J	1.20E-07	1.2E-08	0.13	U	NA	NA	0.3	U	NA	NA
SW8290	OCDD	0.0003	--	0.24	U	NA	NA	0.32	U	NA	NA	71		7.10E-05	2.1E-08	7.3	U	NA	NA	65		6.50E-05	2.0E-08
SW8290	OCDF	0.0003	--	0.91	U	NA	NA	3.3	U	NA	NA	3.3	U	NA	NA	0.89	U	NA	NA	5	U	NA	NA
			4.90E-05			**Total TEQ**	**2.0E-08**			**Total TEQ**	**NA**			**Total TEQ**	**2.5E-07**			**Total TEQ**	**NA**			**Total TEQ**	**2.3E-07**

Table 4-3. Toxic Equivalence Quotients for Dioxins and Furan Detections for Discrete Soil Samples for the Open Detonation Unit, December 2015 (Page 4 of 6)

			Location	J09B2-06				J09B2-08															
			Sample Identification	OT29-SO-J09B2-06-1415				OT29-SO-J09B2-08-0001				OT29-SO-J09B2-08-0405				OT29-SO-J09B2-08-0910				OT29-SO-J09B2-08-1415			
			Sample Type	N				N				N				N				N			
			Sample Depth	14-15 (ft)				0-1 (ft)				4-5 (ft)				9-10 (ft)				14-15 (ft)			
			Sample Date	12/07/15				12/07/15				12/07/15				12/07/15				12/07/15			
Analysis Method[a]	Analyte	TEF	NMED Residential SSL for 2,3,7,8-TCDD[b] (mg/kg)	pg/g	Qualifer	mg/kg	TEQ (mg/kg)	pg/g	Qualifer	mg/kg	TEQ (mg/kg)	pg/g	Qualifer	mg/kg	TEQ (mg/kg)	pg/g	Qualifer	mg/kg	TEQ (mg/kg)	pg/g	Qualifer	mg/kg	TEQ (mg/kg)
SW8290	1,2,3,4,6,7,8-HpCDD	0.01	--	0.093	U	NA	NA	6.4		6.40E-06	6.4E-08	7.7		7.70E-06	7.7E-08	1.7	U	NA	NA	0.083	U	NA	NA
SW8290	1,2,3,4,6,7,8-HpCDF	0.01	--	0.1	U	NA	NA	4	J	4.00E-06	4.0E-08	1.7	U	NA	NA	1.4	U	NA	NA	0.41	U	NA	NA
SW8290	1,2,3,4,7,8,9-HpCDF	0.01	--	0.039	U	NA	NA	0.32	J	3.20E-07	3.2E-09	0.27	J	2.70E-07	2.7E-09	0.41	J	4.10E-07	4.1E-09	0.037	U	NA	NA
SW8290	1,2,3,4,7,8-HxCDD	0.1	--	0.029	U	NA	NA	0.1	J	1.00E-07	1.0E-08	0.075	J	7.50E-08	7.5E-09	0.045	J	4.50E-08	4.5E-09	0.022	U	NA	NA
SW8290	1,2,3,4,7,8-HxCDF	0.1	--	0.026	U	NA	NA	0.71	J	7.10E-07	7.1E-08	0.31	J	3.10E-07	3.1E-08	0.61	J	6.10E-07	6.1E-08	0.29	J	2.90E-07	2.9E-08
SW8290	1,2,3,6,7,8-HxCDD	0.1	--	0.029	U	NA	NA	0.27	J	2.70E-07	2.7E-08	0.3	J	3.00E-07	3.0E-08	0.1	J	1.00E-07	1.0E-08	0.022	U	NA	NA
SW8290	1,2,3,6,7,8-HxCDF	0.1	--	0.024	U	NA	NA	0.19	U	NA	NA	0.11	U	NA	NA	0.35	U	NA	NA	0.042	U	NA	NA
SW8290	1,2,3,7,8,9-HxCDD	0.1	--	0.025	U	NA	NA	0.22	U	NA	NA	0.18	U	NA	NA	0.13	U	NA	NA	0.019	U	NA	NA
SW8290	1,2,3,7,8,9-HxCDF	0.1	--	0.027	U	NA	NA	0.057	U	NA	NA	0.026	U	NA	NA	0.043	U	NA	NA	0.02	U	NA	NA
SW8290	1,2,3,7,8-PeCDD	1	--	0.05	U	NA	NA	0.038	U	NA	NA	0.038	U	NA	NA	0.048	U	NA	NA	0.032	U	NA	NA
SW8290	1,2,3,7,8-PeCDF	0.03	--	0.029	U	NA	NA	0.11	J	1.10E-07	3.3E-09	0.059	U	NA	NA	0.038	U	NA	NA	0.023	U	NA	NA
SW8290	2,3,4,6,7,8-HxCDF	0.1	--	0.026	U	NA	NA	0.16	U	NA	NA	0.063	U	NA	NA	0.36	U	NA	NA	0.019	U	NA	NA
SW8290	2,3,4,7,8-PeCDF	0.3	--	0.03	U	NA	NA	0.14	J	1.40E-07	4.2E-08	0.091	J	9.10E-08	2.7E-08	0.38	J	3.80E-07	1.1E-07	0.035	J	3.50E-08	1.1E-08
SW8290	2,3,7,8-TCDD	1	--	0.037	U	NA	NA	0.024	U	NA	NA	0.027	U	NA	NA	0.03	U	NA	NA	0.018	U	NA	NA
SW8290	2,3,7,8-TCDF	0	--	0.026	U	NA	NA	0.18	J	1.80E-07	1.8E-08	0.13	J	1.30E-07	1.3E-08	0.2	J	2.00E-07	2.0E-08	0.12	U	NA	NA
SW8290	OCDD	0.0003	--	0.82	U	NA	NA	64		6.40E-05	1.9E-08	99		9.90E-05	3.0E-08	17	U	NA	NA	0.52	U	NA	NA
SW8290	OCDF	0.0003	--	1.5	U	NA	NA	10	U	NA	NA	9.6	U	NA	NA	4.7	U	NA	NA	1.2	U	NA	NA
			4.90E-05			Total TEQ	NA			Total TEQ	3.0E-07			Total TEQ	2.2E-07			Total TEQ	2.1E-07			Total TEQ	4.0E-08

			Location	J09A1-17								JO9A1-19								JO9A1-21			
			Sample Identification	OT29-SO-JO9A1-17-0001				OT29-SO-JO9A1-17-1415				OT29-SO-JO9A1-19-0001				OT29-SO-JO9A1-19-1415				OT29-SO-JO9A1-21-0001			
			Sample Type	N				N				N				N				N			
			Sample Depth	0-1 (ft)				14-15 (ft)				0-1 (ft)				14-15 (ft)				0-1 (ft)			
			Sample Date	12/09/15				12/09/15				12/09/15				12/09/15				12/09/15			
Analysis Method[a]	Analyte	TEF	NMED Residential SSL for 2,3,7,8-TCDD[b] (mg/kg)	pg/g	Qualifer	mg/kg	TEQ (mg/kg)	pg/g	Qualifer	mg/kg	TEQ (mg/kg)	pg/g	Qualifer	mg/kg	TEQ (mg/kg)	pg/g	Qualifer	mg/kg	TEQ (mg/kg)	pg/g	Qualifer	mg/kg	TEQ (mg/kg)
SW8290	1,2,3,4,6,7,8-HpCDD	0.01	--	35		3.50E-05	3.5E-07	0.096	U	NA	NA	7.8		7.80E-06	7.8E-08	0.092	U	NA	NA	0.97	U	NA	NA
SW8290	1,2,3,4,6,7,8-HpCDF	0.01	--	4.6	J	4.60E-06	4.6E-08	0.072	U	NA	NA	1.4	J	1.40E-06	1.4E-08	0.13	U	NA	NA	0.45	U	NA	NA
SW8290	1,2,3,4,7,8,9-HpCDF	0.01	--	0.77	J	7.70E-07	7.7E-09	0.035	U	NA	NA	0.25	U	NA	NA	0.029	U	NA	NA	0.16	U	NA	NA
SW8290	1,2,3,4,7,8-HxCDD	0.1	--	0.28	U	NA	NA	0.026	U	NA	NA	0.12	U	NA	NA	0.026	U	NA	NA	0.036	U	NA	NA
SW8290	1,2,3,4,7,8-HxCDF	0.1	--	0.54	J	5.40E-07	5.4E-08	0.028	U	NA	NA	0.27	J	2.70E-07	2.7E-08	0.025	U	NA	NA	0.067	J	6.70E-08	6.7E-09
SW8290	1,2,3,6,7,8-HxCDD	0.1	--	1	U	NA	NA	0.025	U	NA	NA	0.24	U	NA	NA	0.025	U	NA	NA	0.055	U	NA	NA
SW8290	1,2,3,6,7,8-HxCDF	0.1	--	0.22	J	2.20E-07	2.2E-08	0.025	U	NA	NA	0.15	J	1.50E-07	1.5E-08	0.023	U	NA	NA	0.041	J	4.10E-08	4.1E-09
SW8290	1,2,3,7,8,9-HxCDD	0.1	--	0.72	U	NA	NA	0.022	U	NA	NA	0.27	U	NA	NA	0.022	U	NA	NA	0.048	U	NA	NA
SW8290	1,2,3,7,8,9-HxCDF	0.1	--	0.085	J	8.50E-08	8.5E-09	0.028	U	NA	NA	0.064	J	6.40E-08	6.4E-09	0.025	U	NA	NA	0.038	U	NA	NA
SW8290	1,2,3,7,8-PeCDD	1	--	0.15	J	1.50E-07	1.5E-07	0.05	U	NA	NA	0.062	U	NA	NA	0.045	U	NA	NA	0.064	U	NA	NA
SW8290	1,2,3,7,8-PeCDF	0.03	--	0.054	U	NA	NA	0.035	U	NA	NA	0.12	J	1.20E-07	3.6E-09	0.034	U	NA	NA	0.04	U	NA	NA
SW8290	2,3,4,6,7,8-HxCDF	0.1	--	0.15	J	1.50E-07	1.5E-08	0.027	U	NA	NA	0.1	J	1.00E-07	1.0E-08	0.024	U	NA	NA	0.037	U	NA	NA
SW8290	2,3,4,7,8-PeCDF	0.3	--	0.15	J	1.50E-07	4.5E-08	0.036	U	NA	NA	0.046	U	NA	NA	0.034	U	NA	NA	0.04	U	NA	NA
SW8290	2,3,7,8-TCDD	1	--	0.043	U	NA	NA	0.041	U	NA	NA	0.049	U	NA	NA	0.038	U	NA	NA	0.045	U	NA	NA
SW8290	2,3,7,8-TCDF	0	--	0.23	J	2.30E-07	2.3E-08	0.026	U	NA	NA	0.13	J	1.30E-07	1.3E-08	0.035	U	NA	NA	0.045	U	NA	NA
SW8290	OCDD	0.0003	--	270		2.70E-04	8.1E-08	0.67	U	NA	NA	72		7.20E-05	2.2E-08	0.46	U	NA	NA	8.4	U	NA	NA
SW8290	OCDF	0.0003	--	20	U	NA	NA	0.76	U	NA	NA	5.5	U	NA	NA	1.3	U	NA	NA	3.2	U	NA	NA
			4.90E-05			Total TEQ	8.0E-07			Total TEQ	NA			Total TEQ	1.9E-07			Total TEQ	NA			Total TEQ	1.1E-08

Table 4-3. Toxic Equivalence Quotients for Dioxins and Furan Detections for Discrete Soil Samples for the Open Detonation Unit, December 2015 (Page 5 of 6)

			Location	JO9A1-21				JO9B1-01												JO9B1-02			
			Sample Identification	OT29-SO-JO9A1-21-1415				OT29-SO-JO9B1-01-0001				OT29-FD-JO9B1-01-0001				OT29-SO-JO9B1-01-1415				OT29-SO-JO9B1-02-0001			
			Sample Type	N				N				FD				N				N			
			Sample Depth	14-15 (ft)				0-1 (ft)				0-1 (ft)				14-15 (ft)				0-1 (ft)			
			Sample Date	12/09/15				12/09/15				12/09/15				12/09/15				12/09/15			
Analysis Method[a]	Analyte	TEF	NMED Residential SSL for 2,3,7,8-TCDD[b] (mg/kg)	pg/g	Qualifer	mg/kg	TEQ (mg/kg)	pg/g	Qualifer	mg/kg	TEQ (mg/kg)	pg/g	Qualifer	mg/kg	TEQ (mg/kg)	pg/g	Qualifer	mg/kg	TEQ (mg/kg)	pg/g	Qualifer	mg/kg	TEQ (mg/kg)
SW8290	1,2,3,4,6,7,8-HpCDD	0.01	--	0.19	U	NA	NA	0.77	U	NA	NA	1.4	U	NA	NA	0.078	U	NA	NA	2.8	U	NA	NA
SW8290	1,2,3,4,6,7,8-HpCDF	0.01	--	0.21	U	NA	NA	0.18	U	NA	NA	0.24	U	NA	NA	0.17	U	NA	NA	0.74	U	NA	NA
SW8290	1,2,3,4,7,8,9-HpCDF	0.01	--	0.19	U	NA	NA	0.033	U	NA	NA	0.035	U	NA	NA	0.029	U	NA	NA	0.12	U	NA	NA
SW8290	1,2,3,4,7,8-HxCDD	0.1	--	0.072	U	NA	NA	0.034	U	NA	NA	0.029	U	NA	NA	0.025	U	NA	NA	0.036	U	NA	NA
SW8290	1,2,3,4,7,8-HxCDF	0.1	--	0.096	J	9.60E-08	9.6E-09	0.046	J	4.60E-08	4.6E-09	0.028	U	NA	NA	0.12	J	1.20E-07	1.2E-08	0.25	J	2.50E-07	2.5E-08
SW8290	1,2,3,6,7,8-HxCDD	0.1	--	0.09	U	NA	NA	0.033	U	NA	NA	0.069	U	NA	NA	0.024	U	NA	NA	0.13	U	NA	NA
SW8290	1,2,3,6,7,8-HxCDF	0.1	--	0.11	J	1.10E-07	1.1E-08	0.036	J	3.60E-08	3.6E-09	0.026	U	NA	NA	0.022	U	NA	NA	0.087	J	8.70E-08	8.7E-09
SW8290	1,2,3,7,8,9-HxCDD	0.1	--	0.1	U	NA	NA	0.058	U	NA	NA	0.039	U	NA	NA	0.021	U	NA	NA	0.071	U	NA	NA
SW8290	1,2,3,7,8,9-HxCDF	0.1	--	0.11	J	1.10E-07	1.1E-08	0.028	U	NA	NA	0.029	U	NA	NA	0.025	U	NA	NA	0.037	U	NA	NA
SW8290	1,2,3,7,8-PeCDD	1	--	0.048	U	NA	NA	0.048	U	NA	NA	0.051	U	NA	NA	0.045	U	NA	NA	0.052	U	NA	NA
SW8290	1,2,3,7,8-PeCDF	0.03	--	0.054	J	5.40E-08	1.6E-09	0.035	U	NA	NA	0.034	U	NA	NA	0.037	U	NA	NA	0.045	U	NA	NA
SW8290	2,3,4,6,7,8-HxCDF	0.1	--	0.075	J	7.50E-08	7.5E-09	0.026	U	NA	NA	0.028	U	NA	NA	0.024	U	NA	NA	0.036	U	NA	NA
SW8290	2,3,4,7,8-PeCDF	0.3	--	0.062	J	6.20E-08	1.9E-08	0.036	U	NA	NA	0.035	U	NA	NA	0.037	U	NA	NA	0.068	J	6.80E-08	2.0E-08
SW8290	2,3,7,8-TCDD	1	--	0.056	J	5.60E-08	5.6E-08	0.042	U	NA	NA	0.04	U	NA	NA	0.037	U	NA	NA	0.043	U	NA	NA
SW8290	2,3,7,8-TCDF	0	--	0.026	U	NA	NA	0.035	U	NA	NA	0.035	U	NA	NA	0.034	U	NA	NA	0.12	J	1.20E-07	1.2E-08
SW8290	OCDD	0.0003	--	0.6	U	NA	NA	7.9	U	NA	NA	12	U	NA	NA	0.35	U	NA	NA	25	U	NA	NA
SW8290	OCDF	0.0003	--	2.2	U	NA	NA	1.1	U	NA	NA	0.86	U	NA	NA	0.47	U	NA	NA	2	U	NA	NA
			4.90E-05			**Total TEQ**	**1.2E-07**			**Total TEQ**	**8.2E-09**			**Total TEQ**	**NA**			**Total TEQ**	**1.2E-08**			**Total TEQ**	**6.6E-08**

			Location	J09B1-02				JO9B1-05								JO9B1-07							
			Sample Identification	OT29-SO-JO9B1-02-1415				OT29-SO-JO9B1-05-0001				OT29-SO-JO9B1-05-1415				OT29-SO-JO9B1-07-0001				OT29-SO-JO9B1-07-1415			
			Sample Type	N				N				N				N				N			
			Sample Depth	14-15 (ft)				0-1 (ft)				14-15 (ft)				0-1 (ft)				14-15 (ft)			
			Sample Date	12/09/15				12/09/15				12/09/15				12/09/15				12/09/15			
Analysis Method[a]	Analyte	TEF	NMED Residential SSL for 2,3,7,8-TCDD[b] (mg/kg)	pg/g	Qualifer	mg/kg	TEQ (mg/kg)	pg/g	Qualifer	mg/kg	TEQ (mg/kg)	pg/g	Qualifer	mg/kg	TEQ (mg/kg)	pg/g	Qualifer	mg/kg	TEQ (mg/kg)	pg/g	Qualifer	mg/kg	TEQ (mg/kg)
SW8290	1,2,3,4,6,7,8-HpCDD	0.01	--	0.054	U	NA	NA	69		6.90E-05	6.9E-07	0.1	U	NA	NA	9.2		9.20E-06	9.2E-08	0.12	U	NA	NA
SW8290	1,2,3,4,6,7,8-HpCDF	0.01	--	0.099	U	NA	NA	7.6		7.60E-06	7.6E-08	0.025	U	NA	NA	0.84	U	NA	NA	0.11	U	NA	NA
SW8290	1,2,3,4,7,8,9-HpCDF	0.01	--	0.025	U	NA	NA	0.19	U	NA	NA	0.032	U	NA	NA	0.12	U	NA	NA	0.029	U	NA	NA
SW8290	1,2,3,4,7,8-HxCDD	0.1	--	0.026	U	NA	NA	0.64	U	NA	NA	0.028	U	NA	NA	0.17	U	NA	NA	0.03	U	NA	NA
SW8290	1,2,3,4,7,8-HxCDF	0.1	--	0.046	J	4.60E-08	4.6E-09	0.5	J	5.00E-07	5.0E-08	0.024	U	NA	NA	0.13	J	1.30E-07	1.3E-08	0.025	U	NA	NA
SW8290	1,2,3,6,7,8-HxCDD	0.1	--	0.025	U	NA	NA	1.9	U	NA	NA	0.027	U	NA	NA	0.39	U	NA	NA	0.029	U	NA	NA
SW8290	1,2,3,6,7,8-HxCDF	0.1	--	0.025	J	2.50E-08	2.5E-09	0.41	J	4.10E-07	4.1E-08	0.022	U	NA	NA	0.055	J	5.50E-08	5.5E-09	0.023	U	NA	NA
SW8290	1,2,3,7,8,9-HxCDD	0.1	--	0.022	U	NA	NA	1.6	U	NA	NA	0.023	U	NA	NA	0.52	U	NA	NA	0.026	U	NA	NA
SW8290	1,2,3,7,8,9-HxCDF	0.1	--	0.024	U	NA	NA	0.06	U	NA	NA	0.024	U	NA	NA	0.043	U	NA	NA	0.026	U	NA	NA
SW8290	1,2,3,7,8-PeCDD	1	--	0.049	U	NA	NA	0.46	J	4.60E-07	4.6E-07	0.051	U	NA	NA	0.076	U	NA	NA	0.047	U	NA	NA
SW8290	1,2,3,7,8-PeCDF	0.03	--	0.03	U	NA	NA	0.056	U	NA	NA	0.035	U	NA	NA	0.046	U	NA	NA	0.034	U	NA	NA
SW8290	2,3,4,6,7,8-HxCDF	0.1	--	0.023	U	NA	NA	0.24	J	2.40E-07	2.4E-08	0.023	U	NA	NA	0.041	U	NA	NA	0.025	U	NA	NA
SW8290	2,3,4,7,8-PeCDF	0.3	--	0.031	U	NA	NA	0.11	J	1.10E-07	3.3E-08	0.036	U	NA	NA	0.046	U	NA	NA	0.034	U	NA	NA
SW8290	2,3,7,8-TCDD	1	--	0.041	U	NA	NA	0.052	U	NA	NA	0.048	U	NA	NA	0.048	U	NA	NA	0.047	U	NA	NA
SW8290	2,3,7,8-TCDF	0	--	0.035	U	NA	NA	0.1	J	1.00E-07	1.0E-08	0.041	U	NA	NA	0.11	J	1.10E-07	1.1E-08	0.038	U	NA	NA
SW8290	OCDD	0.0003	--	0.31	U	NA	NA	620		6.20E-04	1.9E-07	0.82	U	NA	NA	71		7.10E-05	2.1E-08	0.62	U	NA	NA
SW8290	OCDF	0.0003	--	0.55	U	NA	NA	32	U	NA	NA	0.36	U	NA	NA	3	U	NA	NA	0.6	U	NA	NA
			4.90E-05			**Total TEQ**	**7.1E-09**			**Total TEQ**	**1.6E-06**			**Total TEQ**	**NA**			**Total TEQ**	**1.4E-07**			**Total TEQ**	**NA**

Table 4-3. Toxic Equivalence Quotients for Dioxins and Furan Detections for Discrete Soil Samples for the Open Detonation Unit, December 2015 (Page 6 of 6)

			Location	K09A2-01																			
			Sample Identification	OT29-SO-K09A2-01-0001				OT29-SO-K09A2-01-0405				OT29-FD-K09A2-01-0405				OT29-SO-K09A2-01-0910				OT29-SO-K09A2-01-1415			
			Sample Type	N				N				FD				N				N			
			Sample Depth	0-1 (ft)				4-5 (ft)				4-5 (ft)				9-10 (ft)				14-15 (ft)			
			Sample Date	12/07/15				12/07/15				12/07/15				12/07/15				12/07/15			
Analysis Method[a]	Analyte	TEF	NMED Residential SSL for 2,3,7,8-TCDD[b] (mg/kg)	pg/g	Qualifer	mg/kg	TEQ (mg/kg)	pg/g	Qualifer	mg/kg	TEQ (mg/kg)	pg/g	Qualifer	mg/kg	TEQ (mg/kg)	pg/g	Qualifer	mg/kg	TEQ (mg/kg)	pg/g	Qualifer	mg/kg	TEQ (mg/kg)
SW8290	1,2,3,4,6,7,8-HpCDD	0.01	--	3.6	U	NA	NA	0.56	U	NA	NA	0.16	U	NA	NA	0.1	U	NA	NA	0.61	U	NA	NA
SW8290	1,2,3,4,6,7,8-HpCDF	0.01	--	0.77	U	NA	NA	0.31	U	NA	NA	0.1	U	NA	NA	0.053	U	NA	NA	0.38	U	NA	NA
SW8290	1,2,3,4,7,8,9-HpCDF	0.01	--	0.22	J	2.20E-07	2.2E-09	0.096	U	NA	NA	0.076	U	NA	NA	0.068	U	NA	NA	0.09	J	9.00E-08	9.0E-10
SW8290	1,2,3,4,7,8-HxCDD	0.1	--	0.092	U	NA	NA	0.065	U	NA	NA	0.06	U	NA	NA	0.054	U	NA	NA	0.046	U	NA	NA
SW8290	1,2,3,4,7,8-HxCDF	0.1	--	0.22	J	2.20E-07	2.2E-08	0.046	U	NA	NA	0.037	U	NA	NA	0.032	U	NA	NA	0.04	U	NA	NA
SW8290	1,2,3,6,7,8-HxCDD	0.1	--	0.086	U	NA	NA	0.061	U	NA	NA	0.056	U	NA	NA	0.051	U	NA	NA	0.071	J	7.10E-08	7.1E-09
SW8290	1,2,3,6,7,8-HxCDF	0.1	--	0.058	U	NA	NA	0.09	U	NA	NA	0.033	U	NA	NA	0.028	U	NA	NA	0.066	U	NA	NA
SW8290	1,2,3,7,8,9-HxCDD	0.1	--	0.18	J	1.80E-07	1.8E-08	0.11	J	1.10E-07	1.1E-08	0.047	U	NA	NA	0.13	U	NA	NA	0.054	J	5.40E-08	5.4E-09
SW8290	1,2,3,7,8,9-HxCDF	0.1	--	0.066	U	NA	NA	0.047	U	NA	NA	0.038	U	NA	NA	0.033	U	NA	NA	0.042	U	NA	NA
SW8290	1,2,3,7,8-PeCDD	1	--	0.1	U	NA	NA	0.096	U	NA	NA	0.095	U	NA	NA	0.074	U	NA	NA	0.081	U	NA	NA
SW8290	1,2,3,7,8-PeCDF	0.03	--	0.094	U	NA	NA	0.08	J	8.00E-08	2.4E-09	0.11	U	NA	NA	0.071	U	NA	NA	0.11	U	NA	NA
SW8290	2,3,4,6,7,8-HxCDF	0.1	--	0.14	U	NA	NA	0.082	U	NA	NA	0.036	U	NA	NA	0.031	U	NA	NA	0.039	U	NA	NA
SW8290	2,3,4,7,8-PeCDF	0.3	--	0.099	U	NA	NA	0.079	U	NA	NA	0.12	U	NA	NA	0.074	U	NA	NA	0.11	U	NA	NA
SW8290	2,3,7,8-TCDD	1	--	0.048	U	NA	NA	0.041	U	NA	NA	0.039	U	NA	NA	0.076	J	7.60E-08	7.6E-08	0.036	U	NA	NA
SW8290	2,3,7,8-TCDF	0	--	0.32	U	NA	NA	0.16	U	NA	NA	0.044	U	NA	NA	0.045	U	NA	NA	0.038	U	NA	NA
SW8290	OCDD	0.0003	--	34		3.40E-05	1.0E-08	4.5	U	NA	NA	0.96	U	NA	NA	0.48	U	NA	NA	4.2	U	NA	NA
SW8290	OCDF	0.0003	--	2.7	U	NA	NA	0.62	U	NA	NA	0.47	U	NA	NA	0.32	U	NA	NA	2.1	U	NA	NA
			4.90E-05			**Total TEQ**	**5.2E-08**			**Total TEQ**	**1.3E-08**			**Total TEQ**	**NA**			**Total TEQ**	**7.6E-08**			**Total TEQ**	**1.3E-08**

[a]EPA, 1996. *Test Methods for Evaluating Solid Waste, Physical/Chemical Methods.*

[b]NMED, 2015. *Residential Soil Screening Levels.* July.

FD - field duplicate

ft - foot/feet

J - The analyte was positively identified; the quantitation is an estimate.

mg/kg - milligrams per kilogram

N - normal

NA - not applicable

NMED - New Mexico Environment Department

pg/g - picograms per gram

SSL - soil screening level

TEF - toxic equivalence factor

TEQ - toxic equivalence quotient

TCDD = 2,3,7,8-Tetrachlorodibenzo-p-dioxin

U = The analyte was not detected above the reported sample quantitation limit

Table 4-4. Detected Analytes for Discrete Soil Samples for the Open Burn Unit, September 2014 (Page 1 of 2)

Analyte	Coyote Test Field Super Group Background Values (surface soil) [a]	Coyote Test Field Super Group Background Values (subsurface soil) [a]	NM RSSL [b]	Location	SUB01		SUB02	SUB03
				Sample Identification	OB-SS-SUB01-0914	OB-SS-SUB01D-0914	OB-SS-SUB02-0914	OB-SS-SUB03-0914
				Sample Type	N	FD	N	N
				Sample Depth	0-0.25(ft)	0-0.25(ft)	0-0.25(ft)	0-0.25(ft)
				Sample Date	09/08/14	09/08/14	09/08/14	09/08/14
				EPA RSSL [c]				
Metals by Method SW6020 [d] (mg/kg)								
Antimony	3.9	3.9	31	31	0.34 J	0.56 J	0.34 J	0.4 J
Arsenic	5.6	7.4	4.2	6.8	4.2	5.1	4.4	4.5
Barium	130	214	15558	15000	**160**	**190**	**140**	**150**
Beryllium	0.65	0.65	156	160	0.48	0.47	0.57	0.56
Cadmium	1	0.9	71	71	**5.8 J**	0.2 J	0.24	0.13 J
Chromium	17.3	12.8	97	--	14 J	**19 J**	12	13
Cobalt	5.2	5.2	--	23	4.2	4.3	4.8	4.7
Copper	15.4	18.2	3129	3100	14 J	**25 J**	**72 J**	**68**
Lead	21.4	11.8	400	400	17	17	17	**23**
Nickel	11.5	11.5	1560	1500	8.9	**12**	10	9.7
Selenium	1	1	391	390	0.28 J	0.31 J	0.19 J	0.19 J
Silver	1	1	391	390	0.052 J	0.065 J	0.31	0.05 J
Thallium	1.1	1.1	0.78	0.78	0.093 J	0.098 J	0.14 J	0.13 J
Tin	10	10	--	47000	3 J	3.3 J	3 J	3.2 J
Vanadium	20.4	21.5	394	390	**27**	**29**	**26**	**26**
Zinc	62	62	23464	23000	58	**71**	**91**	60
Perchlorate by Method SW6850 [d] (ug/kg)								
Perchlorate	--	--	54750	55000	900 J	1100 J	1100 J	760 J
Mercury by Method SW7471 [d] (mg/kg)								
Mercury	0.25	0.1	24	9.4	0.02 J	0.062	0.018 J	0.018 J
Volatile Organic Compounds by Method SW8260B [d] (ug/kg)								
1,2,4-Trimethylbenzene	--	--	--	58000	1.5 J	1 J	0.74 J	1.1 UJ
2-Butanone (MEK)	--	--	37418184	27000000	7.9 J	7 J	13 J	8.9 J
4-Methyl-2-pentanone (MIBK)	--	--	5808948	5300000	1.9 J	2.4 J	1.7 J	1.2 J
Acetone	--	--	66313242	61000000	68	69 J	110 J	69
Benzene	--	--	17795	12000	0.99 J	0.8 J	0.48 J	0.51 J
Ethylbenzene	--	--	75106	58000	1.1 U	1.1 UJ	0.71 J	1.1 U
Naphthalene	--	--	49662	38000	2.6 J	1.7 J	1.1 UJ	1.1 UJ
N-Propylbenzene	--	--	--	3800000	1.1 U	1.1 UJ	0.32 J	1.1 UJ
Toluene	--	--	5228442	4900000	0.86 J	0.7 J	1.1 UJ	1.1 U
Semivolatile Organic Compounds by Method SW8270C [d] (ug/kg)								
2,4-Dinitrotoluene	--	--	17099	17000	180 U	180 U	180 U	180 U
Bis(2-ethylhexyl) phthalate	--	--	380392	390000	180 U	180 U	180 U	190 J
Di-n-butyl phthalate	--	--	6163458	6300000	230 J	400	1100	1000
Naphthalene	--	--	49662	38000	180 U	180 U	180 U	180 U
N-Nitrosodiphenylamine	--	--	1086819	1100000	180 U	150 J	170 J	180 J
Dioxins/Furans by Method SW8290 [d] (pg/g)								
1,2,3,4,6,7,8-HpCDD	--	--	--	--	8.4	11	12	16
1,2,3,4,6,7,8-HpCDF	--	--	--	--	1.1 J	1.2 J	1.7 J	1.3 J
1,2,3,4,7,8-HxCDD	--	--	--	--	0.18 J	0.15 J	0.26 J	0.16 J
1,2,3,4,7,8-HxCDF	--	--	--	--	0.45 J	0.39 J	0.3 J	0.32 J
1,2,3,6,7,8-HxCDD	--	--	--	1000	0.32 J	0.4 J	0.32 J	0.34 J
1,2,3,6,7,8-HxCDF	--	--	--	--	0.22 J	0.14 J	0.29 J	0.16 J
1,2,3,7,8,9-HxCDD	--	--	--	1000	0.55 J	0.57 J	0.5 J	0.46 J
1,2,3,7,8,9-HxCDF	--	--	--	--	0.097 J	0.8 U	0.77 U	0.78 U
1,2,3,7,8-PeCDD	--	--	--	--	0.13 J	0.8 U	0.77 U	0.78 U
1,2,3,7,8-PeCDF	--	--	--	--	0.22 J	0.17 J	0.77 U	0.78 U
2,3,4,6,7,8-HxCDF	--	--	--	--	0.25 J	0.22 J	0.77 U	0.12 J
2,3,4,7,8-PeCDF	--	--	--	--	0.19 J	0.15 J	0.77 U	0.12 J
OCDD	--	--	--	--	58	78	100	110
OCDF	--	--	--	--	2.1 J	2.6 J	5.6 J	4.2 J
Total HpCDD	--	--	--	--	20	25	30	57
Total HpCDF	--	--	--	--	2.4 J	2.7 J	5 J	4.1 J
Total HxCDD	--	--	--	--	3.6 J	4.5 J	4 J	5.6
Total HxCDF	--	--	--	--	1.8 J	1.7 J	2.1 J	1.7 J
Total PeCDD	--	--	--	--	0.35 J	0.54 J	0.77 U	0.32 J
Total PeCDF	--	--	--	--	1.8 J	1.5 J	0.77 U	0.83 J
Total TCDD	--	--	--	--	0.39 J	0.33 J	0.15 U	0.41 J
Total TCDF	--	--	--	--	2.4 J	2.1 J	0.3 J	1.3 J

Table 4-4. Detected Analytes for Discrete Soil Samples for the Open Burn Unit, September 2014 (Page 2 of 2)

Analyte	Coyote Test Field Super Group Background Values (surface soil) [a]	Coyote Test Field Super Group Background Values (subsurface soil) [a]	NM RSSL [b]	EPA RSSL [c]	SUB01		SUB02	SUB03
				Sample Identification	OB-SS-SUB01-0914	OB-SS-SUB01D-0914	OB-SS-SUB02-0914	OB-SS-SUB03-0914
				Sample Type	N	FD	N	N
				Sample Depth	0-0.25(ft)	0-0.25(ft)	0-0.25(ft)	0-0.25(ft)
				Sample Date	09/08/14	09/08/14	09/08/14	09/08/14
Explosives by Method SW8330B [d] (mg/kg)								
2,4-Dinitrotoluene	--	--	17	17	0.0081 J	0.05 U	0.038 J	0.012 J
HMX	--	--	3849	3900	0.031 J	0.039 J	0.079 J	0.035 J
Nitroglycerin	--	--	6.2	6.3	1.4	2.1	4.4	2
RDX	--	--	60	61	0.05 U	0.05 U	0.024 J	0.14 J

[a]NMED, 1997. *Approved Background Concentrations, Sandia National Laboratories/Kirtland Air Force Base.* September.
[b]NMED, 2015. *Residential Soil Screening Levels.* July.
[c]EPA, 2015. *Regional Screening Levels, Residential.* November. Provided if no NMED RSSL available.
[d]EPA, 1996. *Test Methods for Evaluating Solid Waste, Physical/Chemical Methods.*
Bold indicates analyte exceeds established background level.
Shaded cell indicates the detected analyte exceeds NMED RSSL or EPA RSSL if no NMED RSSL is available.
-- Screening level not established or EPA regional screening level not listed and result is compared to NMED soil screening level.
EPA - U.S. Environmental Protection Agency
FD - field duplicate
ft - foot/feet
J - The analyte was positively identified; the associated numerical value is the approximate concentration of the analyte in the sample.
µg/kg - micrograms per kilogram
mg/Kg - milligrams per kilogram
N - normal sample
NS - not sampled
NMED - New Mexico Environment Department
pg/g - picograms per gram
R - The sample result was rejected due to serious deficiencies in the ability to analyze the sample and meet the QC criteria. The presence or absence of the analyte could not be verified.
RSSL - Residential Soil Screening Levels
SSL - soil screening level
U - The analyte was analyzed for but was not detected above the reported sample quantitation limit (limit of detection) or a detection in the samples was changed to a non-detected result, flagged "U" due to blank contamination.
UJ - The analyte was not detected above the reported sample quantitation limit. However, the reported quantitation limit is approximate and may or may not represent the actual limit of quantitation necessary to accurately and precisely measure the analyte in the sample.

Table 4-5. Toxic Equivalence Quotients for Dioxins and Furan Detections for Discrete Soil Samples for the Open Burn Unit, September 2014

			Location	SUB01								SUB02				SUB03			
			Sample Identification	OB-SS-SUB01-0914				OB-SS-SUB01D-0914				OB-SS-SUB02-0914				OB-SS-SUB03-0914			
			Sample Type	N				FD				N				N			
			Sample Date	09/08/14				09/08/14				09/08/14				09/08/14			
			Sample Depth	0 - 0.5 (ft)				0 - 0.5 (ft)				0 - 0.5 (ft)				0 - 0.5 (ft)			
Analysis Method[a]	Analyte	TEF	NMED Residential SSL for 2,3,7,8-TCDD[b] (mg/kg)	pg/g	Qualifer	mg/kg	TEQ (mg/kg)	pg/g	Qualifer	mg/kg	TEQ (mg/kg)	pg/g	Qualifer	mg/kg	TEQ (mg/kg)	pg/g	Qualifer	mg/kg	TEQ (mg/kg)
SW8290	1,2,3,4,6,7,8-HpCDD	0.01	--	8.4		8.40E-06	8.4E-08	11		1.10E-05	1.10E-07	12		1.20E-05	1.20E-07	16		1.60E-05	1.60E-07
SW8290	1,2,3,4,6,7,8-HpCDF	0.01	--	1.1	J	1.10E-06	1.1E-08	1.2	J	1.20E-06	1.20E-08	1.7	J	1.70E-06	1.70E-08	1.3	J	1.30E-06	1.30E-08
SW8290	1,2,3,4,7,8,9-HpCDF	0.01	--	0.79	U	NA	NA	0.8	U	NA	NA	0.77	U	NA	NA	0.78	U	NA	NA
SW8290	1,2,3,4,7,8-HxCDD	0.1	--	0.18	J	1.80E-07	1.8E-08	0.15	J	1.50E-07	1.50E-08	0.26	J	2.60E-07	2.60E-08	0.16	J	1.60E-07	1.60E-08
SW8290	1,2,3,4,7,8-HxCDF	0.1	--	0.45	J	4.50E-07	4.5E-08	0.39	J	3.90E-07	3.90E-08	0.3	J	3.00E-07	3.00E-08	0.32	J	3.20E-07	3.20E-08
SW8290	1,2,3,6,7,8-HxCDD	0.1	--	0.32	J	3.20E-07	3.2E-08	0.4	J	4.00E-07	4.00E-08	0.32	J	3.20E-07	3.20E-08	0.34	J	3.40E-07	3.40E-08
SW8290	1,2,3,6,7,8-HxCDF	0.1	--	0.22	J	2.20E-07	2.2E-08	0.14	J	1.40E-07	1.40E-08	0.29	J	2.90E-07	2.90E-08	0.16	J	1.60E-07	1.60E-08
SW8290	1,2,3,7,8,9-HxCDD	0.1	--	0.55	J	5.50E-07	5.5E-08	0.57	J	5.70E-07	5.70E-08	0.5	J	5.00E-07	5.00E-08	0.46	J	4.60E-07	4.60E-08
SW8290	1,2,3,7,8,9-HxCDF	0.1	--	0.097	J	9.70E-08	9.7E-09	0.8	U	NA	NA	0.77	U	NA	NA	0.78	U	NA	NA
SW8290	1,2,3,7,8-PeCDD	1	--	0.13	J	1.30E-07	1.30E-07	0.8	U	NA	NA	0.77	U	NA	NA	0.78	U	NA	NA
SW8290	1,2,3,7,8-PeCDF	0.03	--	0.22	J	2.20E-07	6.6E-09	0.17	J	1.70E-07	5.10E-09	0.77	U	NA	NA	0.78	U	NA	NA
SW8290	2,3,4,6,7,8-HxCDF	0.1	--	0.25	J	2.50E-07	2.5E-08	0.22	J	2.20E-07	2.20E-08	0.77	U	NA	NA	0.12	J	1.20E-07	1.20E-08
SW8290	2,3,4,7,8-PeCDF	0.3	--	0.19	J	1.90E-07	5.7E-08	0.15	J	1.50E-07	4.50E-08	0.77	U	NA	NA	0.12	J	1.20E-07	3.60E-08
SW8290	2,3,7,8-TCDD	1	--	0.16	U	NA	NA	0.16	U	NA	NA	0.15	U	NA	NA	0.16	U	NA	NA
SW8290	2,3,7,8-TCDF	0.1	--	0.16	U	NA	NA	0.16	U	NA	NA	0.15	U	NA	NA	0.16	U	NA	NA
SW8290	OCDD	0.0003	--	58		5.80E-05	1.74E-08	78		7.80E-05	2.34E-08	100		1.00E-04	3.00E-08	110		1.10E-04	3.30E-08
SW8290	OCDF	0.0003	--	2.1	J	2.10E-06	6.3E-10	2.6	J	2.60E-06	7.80E-10	5.6	J	5.60E-06	1.68E-09	4.2	J	4.20E-06	1.26E-09
			4.90E-05			**Total TEQ**	**5.13E-07**			**Total TEQ**	**3.83E-07**			**Total TEQ**	**3.36E-07**			**Total TEQ**	**3.99E-07**

[a]EPA, 1996. *Test Methods for Evaluating Solid Waste, Physical/Chemical Methods.*

[b]NMED, 2015. *Residential Soil Screening Levels.* July.

FD - field duplicate

ft - foot/feet

J - The analyte was positively identified; the quantitation is an estimate.

mr/kg - milligrams per kilogram

N - normal

NA - not applicable

NMED - New Mexico Environment Department

pg/g - picograms per gram

SSL - soil screening level

TEF - toxic equivalence factor

TEQ - toxic equivalence quotient

U = The analyte was not detected at a concentration greater than the detection limit

APPENDIX A

Monitoring Well Installation and Groundwater Sampling Documentation

PROJECT NUMBER	BORING NUMBER	
427917.01.05.02	KAFB-2901	SHEET 1 OF 3

SOIL BORING LOG

PROJECT : OD Unit Groundwater Investigation, Kirtland AFB
LOCATION : Kirtland, AFB, Albuquerque, New Mexico
ELEVATION : 5836.73 ft amsl
COORDINATES : 1572925.72, 1447772.87 State Plane NAD83, NM 3002, ft
DRILLING METHOD AND EQUIPMENT USED : ARCH Speedstar 50K, under-reamer bit
DRILLING CONTRACTOR : National Exploration, Wells, and Pumps
WATER LEVEL : 123.5 ft bgs (encountered during drilling)
START : 5/26/15 1650
END : 5/31/15 1700
LOGGER : Luke Hill/CH2M HILL

DRILLED DEPTH AND CUTTINGS: DEPTH BELOW SURFACE (FT)	INTERVAL (FT)	RECOVERY	USCS Type	DRILL PIPE/ CASING (Inches)	SOIL DESCRIPTION: SOIL NAME, USCS GROUP SYMBOL, COLOR, MOISTURE CONTENT, RELATIVE DENSITY, CONSISTENCY, SOIL STRUCTURE, MINERALOGY.	COMMENTS: DEPTH OF CASING, DRILLING RATE, TESTS, INSTRUMENTATION, SAMPLE ID, AND ORGANIC VAPOR READING (PID)
0			ML		**SILT (ML)**, 2.5 YR 4/2, dusky red, dry, soft, noncohesive, non-plastic.	Hand Auger, Munitions clearance proceedures PID: 0.1 ppm, radiation at background
			SM	11 3/4"	**SILTY SAND (SM)**, 5YR 6/3, light reddish brown, dry, soft, 5% gravel (1/4" diameter), 60 - 70% fine grain sand, silty fines.	Hand Auger, Munitions clearance proceedures PID: 0.2 ppm, radiation at background Lithology is described according to the soil cuttings. Recovery not measured due to no continuous coring during drilling.
			GM		**GRAVELLY SILT (GM)**, 7.5 YR 5/4, brown, dry, loose, ~30% gravel, (1/8" - 1/4" diameter), <15% fine grain sand, noncohesive, non-plastic.	PID: 0.2 ppm, radiation at background. Initiate drilling with munitions clearance proceedures. All soil logs in USCS from soil cuttings. No core collected.
10			GP		**POORLY GRADED GRAVEL with SAND (GP),** 5YR 4/4, reddish brown, dry, loose, 50% gravel (1/8" - 1/4" diameter), medium to coarse grain sand.	Gravel consists of weathered granite.
					Same as above, with minor limestone gravel observed.	PID: 0.0 ppm, radiation at background
20				11 3/4"	Same as above, with some limestone gravel observed. 5YR 5/4, reddish brown.	PID: 0.1 ppm
30					Gravel consisting of equal amounts of limestone and granite.	PID: 0.0 ppm
			ML		**SANDY SILT with GRAVEL (ML)**, 7.5 YR 5/4, brown, dry, >30 - 40% gravel, <15% fine grain sand, noncohesive, non-plastic.	Gravel = weathered granite PID: 0.0 ppm
40			GP	11 3/4"	Same as 30' - 35' interval.	PID: 0.0 ppm
			ML		**SILT with GRAVEL (ML),** 10yr 6/6, brownish yellow, dry, gravel consists of limestoneand granite (1/8" diameter), noncohesive, non-plastic.	PID: 0.0 ppm
50			GP		Same as 30' - 35' interval.	PID: 0.1 ppm
60						Driller indicated hard/difficult drilling PID: 0.0 ppm

PROJECT NUMBER	BORING NUMBER	
427917.01.05.02	KAFB-2901	SHEET 2 OF 3

SOIL BORING LOG

PROJECT : OD Unit Groundwater Investigation, Kirtland AFB
LOCATION : Kirtland, AFB, Albuquerque, New Mexico
ELEVATION: 5836.73 ft amsl
COORDINATES : 1572925.72, 1447772.87 State Plane NAD83, NM 3002, ft
DRILLING METHOD AND EQUIPMENT USED : ARCH Speedstar 50K, under-reamer bit
DRILLING CONTRACTOR : National Exploration, Wells, and Pumps
WATER LEVEL : 123.5 ft bgs (encountered during drilling)
START : 5/26/15 1650
END : 5/31/15 1700
LOGGER : Luke Hill/CH2M HILL

DRILLED DEPTH AND CUTTINGS: DEPTH BELOW SURFACE (FT)	INTERVAL (FT)	RECOVERY	USCS Type	DRILL PIPE/ CASING (Inches)	SOIL DESCRIPTION: SOIL NAME, USCS GROUP SYMBOL, COLOR, MOISTURE CONTENT, RELATIVE DENSITY, CONSISTENCY, SOIL STRUCTURE, MINERALOGY.	COMMENTS: DEPTH OF CASING, DRILLING RATE, TESTS, INSTRUMENTATION, SAMPLE ID, AND ORGANIC VAPOR READING (PID)
60			ML	11 3/4"	**SANDY SILT with GRAVEL (ML),** 7.5 YR 5/4, brown, dry, hard, <5% gravel (1/8' - 1/4" dia.), ~20% medium grain sand, noncohesive, non-plastic.	PID: 0.1 ppm
70			GP		**POORLY GRADED GRAVEL with SAND (GP),** 7.5YR 5/4 brown, dry, dense, subangular gravel to 1/2-inch, ~20 - 30% medium grain sand, consists of limestone, and granite gravel.	PID: 0.0 ppm
					Same as above, with gravel (1/8" dia.) and less sand (5 - 10%).	PID: 0.0 ppm
80			GP		**POORLY GRADED GRAVEL (GP)**, 7.5YR 5/4 brown, dry, dense, fine subangular to subrounded granite gravel with trace silty fines.	PID: 0.0 ppm
				11 3/4"	Gravel is weathered granite, ~1/8" - 1/4" dia.; Mineralogy is primarily quartz and k-spar.	PID: 0.0 ppm
90			CL		**GRAVELLY LEAN CLAY (CL)** to **LEAN CLAY with SAND (CL),** 10YR 6/8, brownish yellow, moist, hard, 20% fine grain sand, moist, cohesive, low plasticity.	Gravel consists of granite 1/4" - 1/2" in dia. PID: 0.0 ppm
					Same as above.	PID: 0.0 ppm
100			ML		**GRAVELLY SILT (ML),** 7.5YR 5/4, brown, moist, dense, noncohesive, non-plastic.	Gravel = 1/8" dia. weathered granite PID: 0.0 ppm
			CL	11 3/4"	**GRAVELLY LEAN CLAY (CL),** 7.5YR 5/4, brown, moist, dense, cohesive, low plasticity.	Gravel = 1/8" dia. weathered granite PID: 0.0 ppm
110					Same as above.	PID: 0.0 ppm
					Same as above.	PID: 0.0 ppm
120					Same as above. 10YR 6/8, brownish yellow.	PID: 0.0 ppm

PROJECT NUMBER	BORING NUMBER	
427917.01.05.02	KAFB-2901	SHEET 3 OF 3

SOIL BORING LOG

PROJECT : OD Unit Groundwater Investigation, Kirtland AFB
LOCATION : Kirtland, AFB, Albuquerque, New Mexico
ELEVATION : 5836.73 ft amsl
COORDINATES : 1572925.72, 1447772.87 State Plane NAD83, NM 3002, ft
DRILLING METHOD AND EQUIPMENT USED : ARCH Speedstar 50K, under-reamer bit
DRILLING CONTRACTOR : National Exploration, Wells, and Pumps
WATER LEVEL : 123.5 ft bgs (encountered during drilling)
START : 5/26/15 1650
END : 5/31/15 1700
LOGGER : Luke Hill/CH2M HILL

DRILLED DEPTH AND CUTTINGS: DEPTH BELOW SURFACE (FT)	INTERVAL (FT)	RECOVERY	USCS Type	DRILL PIPE/ CASING (Inches)	SOIL DESCRIPTION: SOIL NAME, USCS GROUP SYMBOL, COLOR, MOISTURE CONTENT, RELATIVE DENSITY, CONSISTENCY, SOIL STRUCTURE, MINERALOGY.	COMMENTS: DEPTH OF CASING, DRILLING RATE, TESTS, INSTRUMENTATION, SAMPLE ID, AND ORGANIC VAPOR READING (PID)
120			ML	11 3/4"	**SILT (ML),** 10YR 6/8, brownish yellow, dry to moist, very hard, 5 - 10% fine grain sand, noncohesive, non-plastic.	PID: 0.0 ppm
			GP-GC		**POORLY GRADED GRAVEL with CLAY (GP-GC),** 10YR 6/8, brownish yellow, wet, dense, gravel is ~1/8" diameter, with 5% fine sand and 10% clay fines.	PID: 0.0 ppm
130						
			CL/ML		Same as above. 2.5Y 2/3, dark olive brown. Interbedded **LEAN CLAY (CL)** and **SILT (ML),** 2.5Y 5/4, light olive brown, moist to wet, hard, cohesive, low plasticity. Lenses of wet gravel.	From 134' - 135', granite. Hard/difficult drilling. PID: 0.0 ppm
140						
			CL	11 3/4"	Same as above from ~140' - 142' bgs. From 142' - 145', cemented silt**,** 2.5Y 5/4, light olive brown. **LEAN CLAY with SAND (CL),** 2.5Y 5/4, light olive brown, moist to wet, hard, cohesive, low to medium plasticity.	PID: 0.0 ppm PID: 0.0 ppm
150						
					TD: 150 ft. bgs	Complete boring with monitoring well KAFB-2901
160						
170						
180						

PROJECT NUMBER	BORING NUMBER	
427917.01.05.02	KAFB-2902	SHEET 1 OF 3

SOIL BORING LOG

PROJECT : OD Unit Groundwater Investigation, Kirtland AFB
LOCATION : Kirtland, AFB, Albuquerque, New Mexico
ELEVATION : 5829.69 ft amsl
COORDINATES : 1572652.28, 1446904.74 State Plane NAD83, NM 3002, ft
DRILLING METHOD AND EQUIPMENT USED : ARCH Speedstar 50K, under-reamer bit
DRILLING CONTRACTOR : National Exploration, Wells, and Pumps
WATER LEVEL : 165.1 ft bgs (encountered during drilling)
START : 6/1/15 1320
END : 6/9/15 1500
LOGGER : Luke Hill/CH2M HILL

DRILLED DEPTH AND CUTTINGS: DEPTH BELOW SURFACE (FT)	INTERVAL (FT)	RECOVERY	USCS TYPE	DRILL PIPE/ CASING (Inches)	SOIL DESCRIPTION: SOIL NAME, USCS GROUP SYMBOL, COLOR, MOISTURE CONTENT, RELATIVE DENSITY, CONSISTENCY, SOIL STRUCTURE, MINERALOGY.	COMMENTS: DEPTH OF CASING, DRILLING RATE, TESTS, INSTRUMENTATION, SAMPLE ID, AND ORGANIC VAPOR READING (PID)
0			ML	11 3/4"	**SILT with SAND (ML)**, 5 YR 4/3, reddish brown, dry, soft, hard, 5 - 10% fine grain sand, noncohesive, non-plastic. **GRAVELLY SILT with SAND (ML)**, 5YR 5/4, reddish brown, dry, gravel is 1/8" diameter, 5% fine grain sand. 7.5YR 6/4, light brown, dry, 5% fine grain sand, gravel is 1/8" - 1" diameter, noncohesive, non-plastic. 5YR 4/3, reddish brown, dry, hard, 5% fine grain sand, gravel is ~1/8" diameter, noncohesive, non-plastic.	Hand Auger PID: 0.4 ppm, radiation is at background Hand Auger. Gravel = Grus and Limestone, PID: 0.3 ppm Lithology is described according to the soil cuttings. Recovery not measured due to no continuous coring during drilling. PID: 0.2 ppm, radiation is at background PID: 0.6 ppm, radiation is at background Gravel = Granite and Limestone
10			GM		**SILTY GRAVEL (GM),** 5YR 4/3, reddish brown, dry, 70% gravel to 1 1/2", subangular granite and limestone gravel with trace sand and 30% silty fines.	Gravel = Granite and Limestone PID: 0.2 ppm, radiation is at background
			ML		**GRAVELLY SILT with SAND (ML)**, 5YR 4/3, reddish brown, dry, 10% fine grain sand, 10% gravel, noncohesive, non-plastic.	PID: 0.1 ppm, radiation is at background Gravel = weathered granite
20				11 3/4"	**SILT (ML),** 5YR 4/3, reddish brown, dry, very hard, cemented.	PID: 0.0 ppm Carbonate cementation
					GRAVELLY SILT (ML), 5YR 4/3, reddish brown, dry, hard, ~40% gravel (1/8" - 1/2" diameter), noncohesive, non-plastic.	PID: 0.0 ppm
30			GW		**WELL-GRADED GRAVEL (GW),** gray, dense gravel/cobbles and bolders of weathered granite.	PID: 0.0 ppm PID: 0.0 ppm
40			GM	11 3/4"	**SILTY GRAVEL (GM)**, 5YR 4/3, reddish brown, dry, 30% silty fines, ~5 - 10% fine grain sand, ≥ 60% 1/8" dia. gravel, dense.	Gravel = weathered granite PID: 0.2 ppm
					Same as above.	PID: 0.2 ppm
50					Same as above.	
			CL		From 58' - 60' bgs, **GRAVELLY LEAN CLAY (CL),** 7.5YR 5/4, brown, dry, hard, cohesive, non-plastic, gravel is 1/8" - 1/2" dia.	PID: 0.2 ppm
60						

PROJECT NUMBER	BORING NUMBER	
427917.01.05.02	KAFB-2902	SHEET 2 OF 3

SOIL BORING LOG

PROJECT : OD Unit Groundwater Investigation, Kirtland AFB
LOCATION : Kirtland, AFB, Albuquerque, New Mexico
ELEVATION : 5829.69 ft amsl
COORDINATES : 1572652.28, 1446904.74 State Plane NAD83, NM 3002, ft
DRILLING METHOD AND EQUIPMENT USED : ARCH Speedstar 50K, under-reamer bit
DRILLING CONTRACTOR : National Exploration, Wells, and Pumps
WATER LEVEL : 165.1 ft bgs (encountered during drilling)
START : 6/1/15 1320
END : 6/9/15 1500
LOGGER : Luke Hill/CH2M HILL

DRILLED DEPTH AND CUTTINGS: DEPTH BELOW SURFACE (FT)	INTERVAL (FT)	RECOVERY	USCS TYPE	DRILL PIPE/ CASING (Inches)	SOIL DESCRIPTION: SOIL NAME, USCS GROUP SYMBOL, COLOR, MOISTURE CONTENT, RELATIVE DENSITY, CONSISTENCY, SOIL STRUCTURE, MINERALOGY.	COMMENTS: DEPTH OF CASING, DRILLING RATE, TESTS, INSTRUMENTATION, SAMPLE ID, AND ORGANIC VAPOR READING (PID)
60 – 70			GP	9 5/8"	**POORLY GRADED GRAVEL with SAND (GP),** 7.5YR 5/4, brown, dry, dense, fine sand to fine gravel, granitic.	PID: 0.0 ppm
70 – 80			CL		**GRAVELLY LEAN CLAY (CL),** 7.5YR 5/4, brown, moist, medium density, ~1/8" - 1/2" dia. Gravel (~50%), cohesive, low to medium plasticity.	Gravel = granite PID: 0.0 ppm
80 – 90				9 5/8"	**GRAVELLY LEAN CLAY (CL)**, 7.5YR 5/4, brown, moist, ~1/8" - 1" dia. Gravel (~50%), cohesive, low to medium plasticity.	Gravel = granite PID: 0.3 ppm
90 – 100					Same as above.	
100 – 110				9 5/8"	Same as above.	PID: 0.0 ppm
110 – 120					Same as above.	

PROJECT NUMBER	BORING NUMBER	
427917.01.05.02	KAFB-2902	SHEET 3 OF 3

SOIL BORING LOG

PROJECT : OD Unit Groundwater Investigation, Kirtland AFB
LOCATION : Kirtland, AFB, Albuquerque, New Mexico
ELEVATION : 5829.69 ft amsl
COORDINATES : 1572652.28, 1446904.74 State Plane NAD83, NM 3002, ft
DRILLING METHOD AND EQUIPMENT USED : ARCH Speedstar 50K, under-reamer bit
DRILLING CONTRACTOR : National Exploration, Wells, and Pumps
WATER LEVEL : 165.1 ft bgs (encountered during drilling)
START : 6/1/15 1320
END : 6/9/15 1500
LOGGER : Luke Hill/CH2M HILL

DRILLED DEPTH AND CUTTINGS: DEPTH BELOW SURFACE (FT)	INTERVAL (FT)	RECOVERY	USCS TYPE	DRILL PIPE/ CASING (Inches)	SOIL DESCRIPTION: SOIL NAME, USCS GROUP SYMBOL, COLOR, MOISTURE CONTENT, RELATIVE DENSITY, CONSISTENCY, SOIL STRUCTURE, MINERALOGY.	COMMENTS: DEPTH OF CASING, DRILLING RATE, TESTS, INSTRUMENTATION, SAMPLE ID, AND ORGANIC VAPOR READING (PID)
120			GM	9 5/8"	**GRAVELLY SILT (GM),** 5YR 4/3, reddish brown, dry to moist, ~1/8" - 1/2" dia. gravel (80%), noncohesive, non-plastic.	Gravel = granite PID: 0.0 ppm
130			GC		**CLAYEY GRAVEL (GC),** 7.5YR 5/4, brown, moist, dense,~1/8" - 1" dia. gravel with 30% plastic fines.	Gravel = granite PID: 0.1 ppm
140			GC/GM	9 5/8"	Alternating layers of **CLAYEY GRAVEL (GC)** and **SILTY GRAVEL (GM),** 5YR 4/3, reddish brown and 7.5 YR 5/4, brown, dry to moist, 1/8" - 1" dia. gravel, fines alternating between 40% silty and clayey fines.	Gravel = granite PID: 0.2 ppm
150					Same as above.	
160			ML	9 5/8"	**GRAVELLY SILT with SAND (ML),** 7.5YR 6/4, light brown, dry, hard, 1/8" dia. gravel (40%), 5 - 10% fine grain sand, noncohesive, non-plastic.	Gravel = granite PID: 0.0 ppm
170			CL		**GRAVELLY LEAN CLAY (CL)**, 7.5YR 5/4, brown, moist, hard, ~1/8" - 1" dia. gravel (40%), cohesive, low plasticity.	Gravel = granite PID: 0.0 ppm
180						TD: 180' bgs, complete boring as well KAFB-2902

PROJECT NUMBER	BORING NUMBER	
427917.01.05.02	KAFB-2903	SHEET 1 OF 4

SOIL BORING LOG

PROJECT : OD Unit Groundwater Investigation, Kirtland AFB
LOCATION : Kirtland, AFB, Albuquerque, New Mexico
ELEVATION : 5817.03 ft amsl
COORDINATES : 1572204.06, 1447212.70 State Plane NAD83, NM 3002, ft
DRILLING METHOD AND EQUIPMENT USED : ARCH Speedstar 50K, under-reamer bit
DRILLING CONTRACTOR : National Exploration, Wells, and Pumps
WATER LEVEL : 137.8 ft bgs (encountered during drilling)
START : 6/9/15 1645
END : 6/11/15 1640
LOGGER : Luke Hill/CH2M HILL

DRILLED DEPTH AND CUTTINGS: DEPTH BELOW SURFACE (FT)	INTERVAL (FT)	RECOVERY	UCSC TYPE	DRILL PIPE/ CASING (Inches)	SOIL DESCRIPTION: SOIL NAME, USCS GROUP SYMBOL, COLOR, MOISTURE CONTENT, RELATIVE DENSITY, CONSISTENCY, SOIL STRUCTURE, MINERALOGY.	COMMENTS: DEPTH OF CASING, DRILLING RATE, TESTS, INSTRUMENTATION, SAMPLE ID, AND ORGANIC VAPOR READING (PID)
0			ML	11 3/4"	**SILT with SAND (ML)**, 5 YR 4/3, reddish brown, dry, 5 % fine grain sand, noncohesive, non-plastic. **GRAVELLY SILT with SAND (ML)**, 5YR 5/4, reddish brown, dry, hard, 1/8" - 1" dia. gravel, 5% fine grain sand, noncohesive, non-plastic. **SILT with GRAVEL (ML),** 10YR 5/6, yellowish brown, dry, 5% fine grain sand, 1/8" - 1/2" dia. gravel (10 - 15%), noncohesive, non-plastic.	Hand Auger PID: 0.0 ppm Hand Auger. Gravel = weathered granite and limestone (10%), PID: 0.1 ppm Lithology is described according to the soil cuttings. Recovery not measured due to no continuous coring during drilling. Gravel = granite and limestone PID: 0.0 ppm
10					Same as above.	
20				11 3/4"	Same as above. Gravel is 1/8" - 2" in diameter.	Gravel = granite. Less limestone than above. PID: 0.0 ppm
30					Same as above.	
40				11 3/4"	Same as above.	PID: 0.0 ppm
50			ML		**SILT (ML),** 7.5YR 6/3, light brown, dry, medium density, noncohesive, non-plastic.	PID: 0.0 ppm
60					Same as 20' - 40' interval.	PID: 0.0 ppm

PROJECT NUMBER	BORING NUMBER	
427917.01.05.02	KAFB-2903	SHEET 2 OF 4

SOIL BORING LOG

PROJECT : OD Unit Groundwater Investigation, Kirtland AFB
LOCATION : Kirtland, AFB, Albuquerque, New Mexico
ELEVATION : 5817.03 ft amsl
COORDINATES : 1572204.06, 1447212.70 State Plane NAD83, NM 3002, ft
DRILLING METHOD AND EQUIPMENT USED : ARCH Speedstar 50K, under-reamer bit
DRILLING CONTRACTOR : National Exploration, Wells, and Pumps
WATER LEVEL : 137.8 ft bgs
START : 6/9/15 1645
END : 6/11/15 1640
LOGGER : Luke Hill/CH2M HILL

DRILLED DEPTH AND CUTTINGS: DEPTH BELOW SURFACE (FT)	INTERVAL (FT)	RECOVERY	USCS TYPE	DRILL PIPE/ CASING (Inches)	SOIL DESCRIPTION: SOIL NAME, USCS GROUP SYMBOL, COLOR, MOISTURE CONTENT, RELATIVE DENSITY, CONSISTENCY, SOIL STRUCTURE, MINERALOGY.	COMMENTS: DEPTH OF CASING, DRILLING RATE, TESTS, INSTRUMENTATION, SAMPLE ID, AND ORGANIC VAPOR READING (PID)
60 – – – – – 70			ML	11 3/4"	Same as above.	
– – – – – 80					Same as above.	
– – – – – 90			ML	11 3/4"	**GRAVELLY SILT with SAND (ML),** 5YR 4/3, reddish brown, dry, hard, 5 - 10% fine grain sand, 1/8" - 1 1/2" dia. gravel, noncohesive, non-plastic.	Gravel = Granite and Limestone (20 - 30%). PID: 0.2 ppm
– – – – – 100					Same as above.	
– – – – – 110			ML	11 3/4"	Same as above.	PID: 0.0 ppm
– – – – – 120					Same as above.	

PROJECT NUMBER	BORING NUMBER	
427917.01.05.02	KAFB-2903	SHEET 3 OF 4

SOIL BORING LOG

PROJECT : OD Unit Groundwater Investigation, Kirtland AFB
LOCATION : Kirtland, AFB, Albuquerque, New Mexico
ELEVATION : 5817.03 ft amsl
COORDINATES : 1572204.06, 1447212.70 State Plane NAD83, NM 3002, ft
DRILLING METHOD AND EQUIPMENT USED : ARCH Speedstar 50K, under-reamer bit
DRILLING CONTRACTOR : National Exploration, Wells, and Pumps
WATER LEVEL : 137.8 ft bgs (encountered during drilling)
START : 6/9/15 1645
END : 6/11/15 1640
LOGGER : Luke Hill/CH2M HILL

DRILLED DEPTH AND CUTTINGS: DEPTH BELOW SURFACE (FT)	INTERVAL (FT)	RECOVERY	USCS TYPE	DRILL PIPE/ CASING (Inches)	SOIL DESCRIPTION: SOIL NAME, USCS GROUP SYMBOL, COLOR, MOISTURE CONTENT, RELATIVE DENSITY, CONSISTENCY, SOIL STRUCTURE, MINERALOGY.	COMMENTS: DEPTH OF CASING, DRILLING RATE, TESTS, INSTRUMENTATION, SAMPLE ID, AND ORGANIC VAPOR READING (PID)
120			CL	11 3/4"	**GRAVELLY LEAN CLAY with SAND (CL),** 7.5YR 4/3, brown, moist, hard, 5 - 10% fine grain sand, ~1/8" - 1/2" dia. gravel (20%), cohesive, low plasticity.	Gravel = Granite and Limestone. PID: 0.0 ppm
130					Same as above.	
140						
			ML/CL	11 3/4"	Interbedded **SILT (ML) and LEAN CLAY (CL),** 10YR 7/4, very pale brown (silt), 10YR 5/1, gray (shale), dry, silt is noncohesive and non-plastic.	PID: 0.0 ppm Confining units
150						
			Bedrock	open hole to TD	Interbedded **SILTSTONE**and **SHALE**, 10YR 7/4, very pale brown (siltstone), N4, dark gray (shale), dry.	PID: 0.0 ppm Driller indicated hard/difficult drilling. Cuttings are pulverized rock from 155 to TD. Presumably **Permian Abo formation** Siltstone and shale appear to be confining units
160						
170					Same as above.	Driller indicated hard/difficult drilling.
			Bedrock		**GRANITE.**	Driller indicated hard/difficult drilling. Groundwater enters borehole from confined granite unit. Presumably **Precambrian basement**
180						

PROJECT NUMBER	BORING NUMBER	
427917.01.05.02	KAFB-2903	SHEET 4 OF 4

SOIL BORING LOG

PROJECT : OD Unit Groundwater Investigation, Kirtland AFB
LOCATION : Kirtland, AFB, Albuquerque, New Mexico
ELEVATION : 5817.03 ft amsl
COORDINATES : 1572204.06, 1447212.70 State Plane NAD83, NM 3002, ft
DRILLING METHOD AND EQUIPMENT USED : ARCH Speedstar 50K, under-reamer bit
DRILLING CONTRACTOR : National Exploration, Wells, and Pumps
WATER LEVEL : 137.8 ft bgs (encountered during drilling)
START : 6/9/15 1645
END : 6/11/15 1640
LOGGER : Luke Hill/CH2M HILL

DRILLED DEPTH AND CUTTINGS: DEPTH BELOW SURFACE (FT)	INTERVAL (FT)	RECOVERY	USCS TYPE	DRILL PIPE/ CASING (Inches)	SOIL DESCRIPTION: SOIL NAME, USCS GROUP SYMBOL, COLOR, MOISTURE CONTENT, RELATIVE DENSITY, CONSISTENCY, SOIL STRUCTURE, MINERALOGY.	COMMENTS: DEPTH OF CASING, DRILLING RATE, TESTS, INSTRUMENTATION, SAMPLE ID, AND ORGANIC VAPOR READING (PID)
180					**GRANITE.**	Driller indicated hard/difficult drilling.
190					TD: 190' bgs	complete borehole as well KAFB-2903
200						
210						
220						

PROJECT NUMBER	BORING NUMBER	
427917.01.05.02	KAFB-2904	SHEET 1 OF 2

SOIL BORING LOG

PROJECT : OD Unit Groundwater Investigation, Kirtland AFB
LOCATION : Kirtland, AFB, Albuquerque, New Mexico
ELEVATION : 5840.43 ft amsl
COORDINATES : 1573017.53, 1446974.82 State Plane NAD83, NM 3002, ft
DRILLING METHOD AND EQUIPMENT USED : ARCH Speedstar 50K, under-reamer bit
DRILLING CONTRACTOR : National Exploration, Wells, and Pumps
WATER LEVEL : 43.92 ft bgs (encountered during drilling)
START : 6/13/15 0700
END : 6/14/15 1200
LOGGER : Luke Hill/CH2M HILL

DRILLED DEPTH AND CUTTINGS: DEPTH BELOW SURFACE (FT)	INTERVAL (FT)	RECOVERY	NUMBER AND TYPE	DRILL PIPE/ CASING (Inches)	SOIL DESCRIPTION: SOIL NAME, USCS GROUP SYMBOL, COLOR, MOISTURE CONTENT, RELATIVE DENSITY, CONSISTENCY, SOIL STRUCTURE, MINERALOGY.	COMMENTS: DEPTH OF CASING, DRILLING RATE, TESTS, INSTRUMENTATION, SAMPLE ID, AND ORGANIC VAPOR READING (PID)
0			ML	11 3/4"	**GRAVELLY SILT (ML)**, 7.5 YR 6/3, light brown, dry, hard, 1/8" - 1/2" diameter gravel, noncohesive, non-plastic.	Gravel = Limestone (20 - 30%) PID: 0.2 ppm, radiation at background Lithology is described according to the soil cuttings. Recovery not measured due to no continuous coring during drilling.
10					Same as above. Gravel = Grus and minor/less amounts of limestone.	PID: 4.6 ppm, radiation at background
20					Same as above.	
30			ML	11 3/4"	**GRAVELLY SILT with SAND (ML),** 7.5YR 6/3, light brown, 5YR 5/4, reddish brown, dry, 1/8" - 1" dia. gravel, ~5 - 10% fine grain sand, noncohesive, non-plastic.	Gravel = Grus and Limestone
40			CL		**GRAVELLY LEAN CLAY with SAND (CL),** 7.5YR 5/4, brown, dry to moist, gravel is same as above, 5% fine grain sand, cohesive, low plasticity.	PID: 3.0 ppm
				11 3/4"	Same as above.	
50			CL		Same as above. Moist to wet, 10YR 3/3, dark brown from ~45' - 55' bgs. From ~55' - 60' bgs, **GRAVELLY SILT (CL),** 10YR 3/3, dark brown, moist to wet, noncohesive, non-plastic.	PID: 1.1 ppm Dark organic unit.
60					Same as above.	

	PROJECT NUMBER	BORING NUMBER	
ch2m	427917.01.05.02	KAFB-2904	SHEET 2 OF 2

SOIL BORING LOG

PROJECT : OD Unit Groundwater Investigation, Kirtland AFB
LOCATION : Kirtland, AFB, Albuquerque, New Mexico
ELEVATION : 5840.43 ft amsl
COORDINATES : 1573017.53, 1446974.82 State Plane NAD83, NM 3002, ft
DRILLING METHOD AND EQUIPMENT USED : ARCH Speedstar 50K, under-reamer bit
DRILLING CONTRACTOR : National Exploration, Wells, and Pumps
WATER LEVEL : 43.92 ft bgs (encountered during drilling)
START : 6/13/15 0700
END : 6/14/15 1200
LOGGER : Luke Hill/CH2M HILL

DRILLED DEPTH AND CUTTINGS: DEPTH BELOW SURFACE (FT)	INTERVAL (FT)	RECOVERY	USCS TYPE	DRILL PIPE/ CASING (Inches)	SOIL DESCRIPTION: SOIL NAME, USCS GROUP SYMBOL, COLOR, MOISTURE CONTENT, RELATIVE DENSITY, CONSISTENCY, SOIL STRUCTURE, MINERALOGY.	COMMENTS: DEPTH OF CASING, DRILLING RATE, TESTS, INSTRUMENTATION, SAMPLE ID, AND ORGANIC VAPOR READING (PID)
60			ML	11 3/4"	**GRAVELLY SILT with SAND (ML),** 10YR 3/3, dark brown, wet/saturated, hard, 5 - 10% fine grain sand, ~1/8" - 1/4" diameter gravel, noncohesive, non-plastic.	Gravel = Grus (70%) PID: 1.0 ppm Refusal @ ~80' bgs. Refusal on limestone. Borehole was advanced to ~83' bgs (~2' -3' into limestone) with down-hole hammer bit and with open hole.
70					Same as above.	
80			Bedrock	Open hole	**LIMESTONE.** Light gray, massive.	Presumably **Pennsylvanian Madera Formation**
90					TD: 83' bgs	Complete borehole with well KAFB-2904
100						
110						
120						

PROJECT NUMBER	WELL NUMBER	
427917.01.05.02	KAFB-2901	SHEET 1 OF 1

WELL COMPLETION DIAGRAM

PROJECT : OD Groundwater Investigation, Kirtland AFB — LOCATION : Kirtland, AFB, Albuquerque, New Mexico

DRILLING CONTRACTOR : National Exploration, Wells, and Pumps — COORDINATES : 1572925.72, 1447772.87 State Plane NAD83, NM 3002, ft

DRILLING METHOD AND EQUIPMENT USED : ARCH Speedstar 50K, under-reamer bit — DRILLER: Mark Green/ National EWP

WATER LEVEL : 123.5 ft bgs 6/22/15 — START : 5/26/15 1650 — END : 5/31/15 1700 — LOGGER : Luke Hill/CH2M HILL

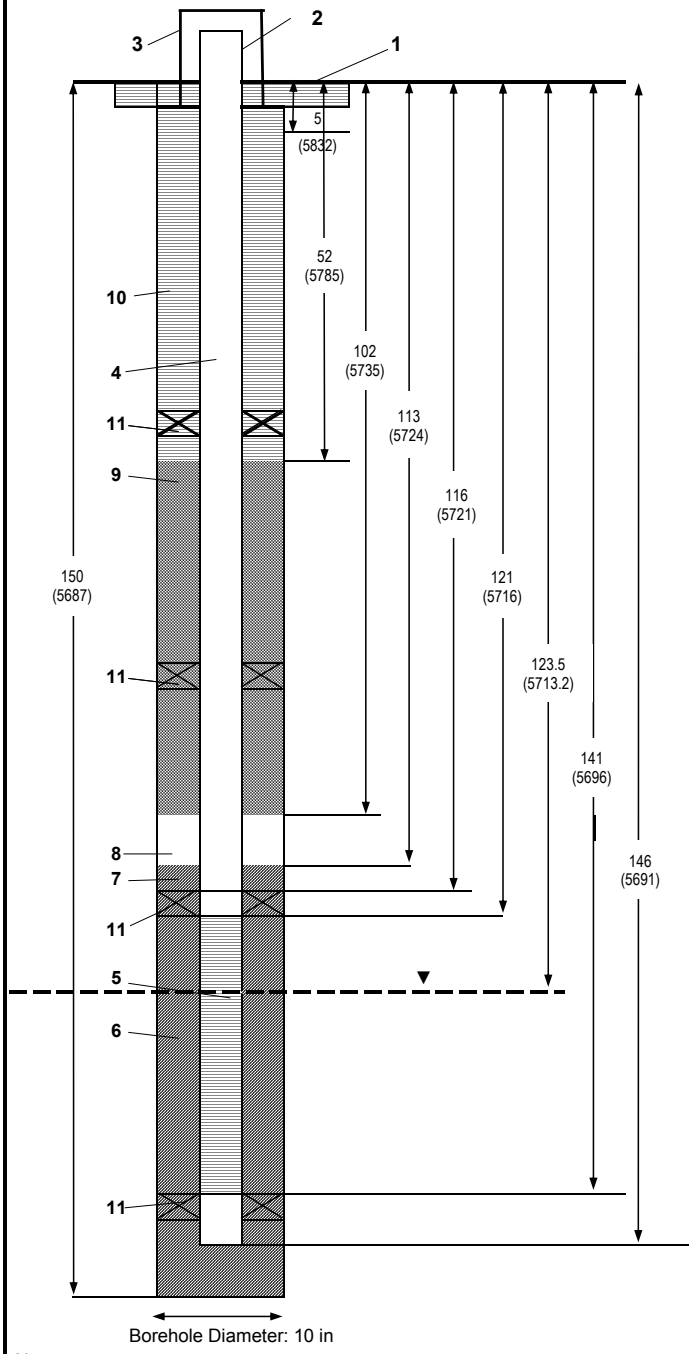

1-	Ground elevation at well	5836.73 ft amsl
2-	Top of casing elevation	5839.08 ft amsl
	a) protective cover elevation	5839.52 ft amsl
3-	Wellhead protection cover type	Monument completion, padlock
	a) weep hole?	No
	b) concrete pad dimensions	3 x 3 ft
4-	Dia./type of well casing	4 in schedule 80 PVC, flush thread
5-	Type/slot size of screen	4 in schedule 80 PVC, 0.020 in slot, flush thread
6-	Type screen filter	10/20 Colorado Silica Sand
	a) calculated volume	14.78 cubic ft
	b) actual volume installed	14.50 cubic ft
	c) placement	Tremie pipe
7-	Transition sand	20/40 Colorado Silica Sand
	a) calculated volume	1.30 cubic ft
	b) actual volume installed	1.50 cubic ft
	c) placement	Tremie pipe
8-	Type of seal	Hydrated bentonite chips
	a) calculated volume	4.78 cubic ft
	b) actual volume installed	4.0 cubic ft
	c) placement	Tremie pipe
9-	Type of seal	Bentonite slurry
	a) calculated volume	21.74 cubic ft
	b) actual volume installed	20.82 cubic ft
	c) placement	Tremie pipe
10-	Type of seal	Bentonite-cement grout
	a) calculated volume	20.44 cubic ft
	b) actual volume installed	11.50 cubic ft
	c) placement	Tremie pipe

11- Centralizers placed at the bottom and top of screen. Additional centralizers were installed on the casing in 40 foot intervals.

Development method	swabbing, bailing, pumping
Estimated purge volume	137.6 gallons
Development time	6/22/15 0930 to 6/29/15 1500

Comments: Borehole TD: 150' bgs.
Arrows along the diagram indicate depths of well features in feet (ft) below ground surface (bgs), and elevations in parentheses.
Pipe and borehole diameters in inches (in).

Notes:
- Depths in feet below ground surface
- Elevations in feet above mean sea level (listed in parentheses)
- Diagram not to scale

PROJECT NUMBER	WELL NUMBER	
427917.01.05.02	KAFB-2902	SHEET 1 OF 1

WELL COMPLETION DIAGRAM

PROJECT : OD Groundwater Investigation, Kirtland AFB — LOCATION : Kirtland, AFB, Albuquerque, New Mexico

DRILLING CONTRACTOR : National Exploration, Wells, and Pumps — COORDINATES : 1572652.28, 1446904.74 State Plane NAD83, NM 3002, ft

DRILLING METHOD AND EQUIPMENT USED : ARCH Speedstar 50K, under-reamer bit — DRILLER: Mark Green/ National EWP

WATER LEVEL : 165.1 ft bgs 6/22/15 — START : 6/1/15 1320 — END : 5/9/15 1500 — LOGGER : Luke Hill/CH2M HILL

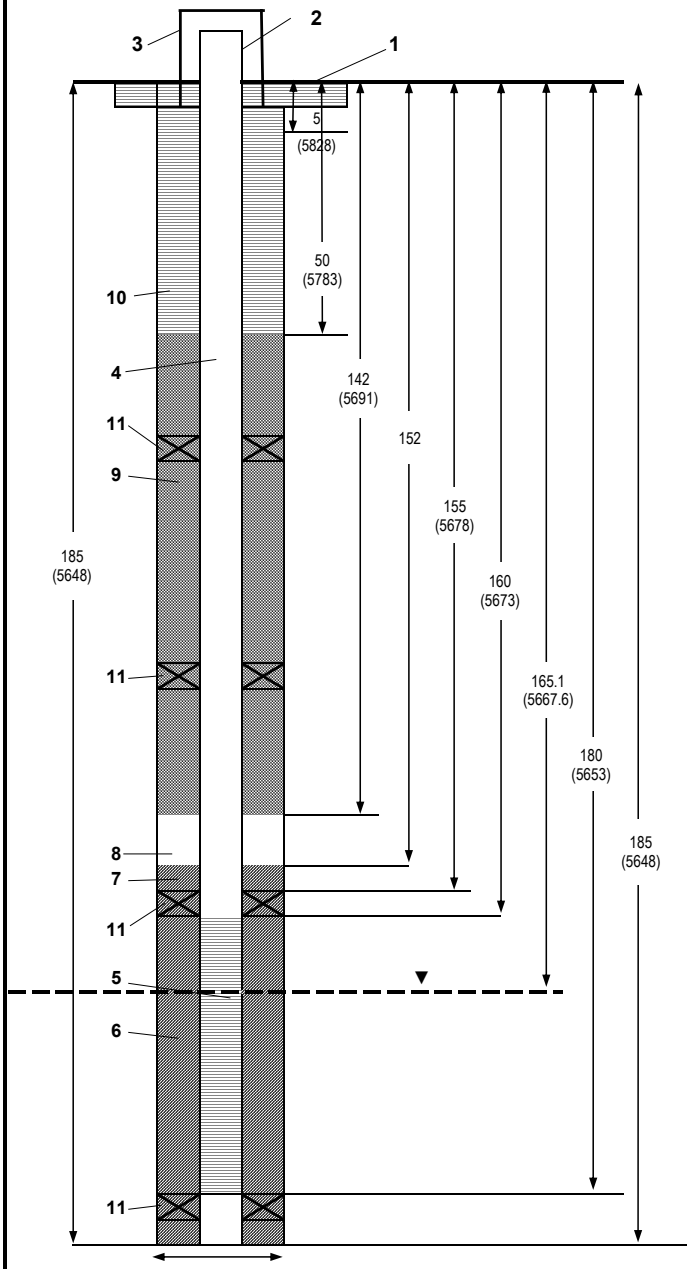

Borehole Diameter: 10 in
(0 - 185 ft bgs)

1-	Ground elevation at well	5829.69 ft amsl
2-	Top of casing elevation	5832.10 ft amsl
	a) protective cover elevation	5832.48 ft amsl
3-	Wellhead protection cover type	Monument completion, padlock
	a) weep hole?	No
	b) concrete pad dimensions	3 x 3 ft
4-	Dia./type of well casing	4 in schedule 80 PVC, flush thread
5-	Type/slot size of screen	4 in schedule 80 PVC, 0.020 in slot, flush thread
6-	Type screen filter	10/20 Colorado Silica Sand
	a) calculated volume	13.04 cubic ft
	b) actual volume installed	15.0 cubic ft
	c) placement	Tremie pipe
7-	Transition sand	20/40 Colorado Silica Sand
	a) calculated volume	1.30 cubic ft
	b) actual volume installed	1.50 cubic ft
	c) placement	Tremie pipe
8-	Type of seal	Hydrated bentonite chips
	a) calculated volume	4.34 cubic ft
	b) actual volume installed	3.5 cubic ft
	c) placement	Tremie pipe
9-	Type of seal	Bentonite slurry
	a) calculated volume	40.01 cubic ft
	b) actual volume installed	38.65 cubic ft
	c) placement	Tremie pipe
10-	Type of seal	Bentonite-cement grout
	a) calculated volume	19.57 cubic ft
	b) actual volume installed	18.50 cubic ft
	c) placement	Tremie pipe

11- Centralizers placed at the bottom and top of screen. Additional centralizers were installed on the casing in 40 foot intervals.

Development method	swabbing, bailing, pumping
Estimated purge volume	296.5 gallons
Development time	6/22/15 1055 to 6/22/15 1600

Comments: Borehole TD: 185 ft bgs.
Arrows along the diagram indicate depths of well features in feet (ft) below ground surface (bgs), and elevations in parentheses.
Pipe and borehole diameters in inches (in).

Notes:
- Depths in feet below ground surface
- Elevations in feet above mean sea level (listed in parentheses)
- Diagram not to scale

PROJECT NUMBER	WELL NUMBER	
427917.01.05.02	KAFB-2903	SHEET 1 OF 1

WELL COMPLETION DIAGRAM

PROJECT : OD Groundwater Investigation, Kirtland AFB — LOCATION : Kirtland, AFB, Albuquerque, New Mexico

DRILLING CONTRACTOR : National Exploration, Wells, and Pumps — COORDINATES : 1572204.06, 1447212.70 State Plane NAD83, NM 3002, ft

DRILLING METHOD AND EQUIPMENT USED : ARCH Speedstar 50K, under-reamer bit — DRILLER: Mark Green/ National EWP

WATER LEVEL : 137.8 ft bgs 6/23/15 — START : 6/9/15 1645 — END : 6/11/15 1640 — LOGGER : Luke Hill/CH2M HILL

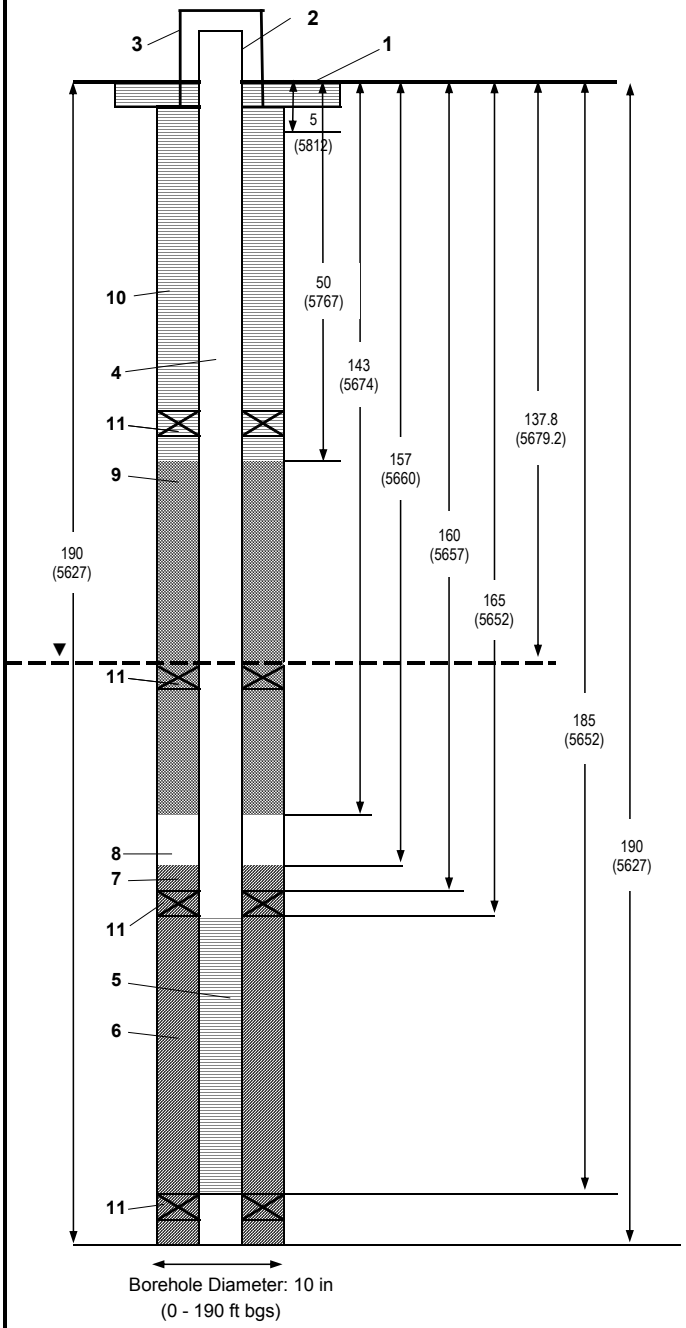

1-	Ground elevation at well	5817.03 ft amsl
2-	Top of casing elevation	5819.46 ft amsl
	a) protective cover elevation	5819.79 ft amsl
3-	Wellhead protection cover type	Monument completion, padlock
	a) weep hole?	No
	b) concrete pad dimensions	3 x 3 ft
4-	Dia./type of well casing	4 in schedule 80 PVC, flush thread
5-	Type/slot size of screen	4 in schedule 80 PVC, 0.020 in slot, flush thread
6-	Type screen filter	10/20 Colorado Silica Sand
	a) calculated volume	13.04 cubic ft
	b) actual volume installed	16.0 cubic ft
	c) placement	Tremie pipe
7-	Transition sand	20/40 Colorado Silica Sand
	a) calculated volume	1.30 cubic ft
	b) actual volume installed	1.50 cubic ft
	c) placement	Tremie pipe
8-	Type of seal	Hydrated bentonite chips
	a) calculated volume	6.08 cubic ft
	b) actual volume installed	3.0 cubic ft
	c) placement	Tremie pipe
9-	Type of seal	Bentonite slurry
	a) calculated volume	40.45 cubic ft
	b) actual volume installed	38.95 cubic ft
	c) placement	Tremie pipe
10-	Type of seal	Bentonite-cement grout
	a) calculated volume	19.57 cubic ft
	b) actual volume installed	14.0 cubic ft
	c) placement	Tremie pipe

11- Centralizers placed at the bottom and top of screen. Additional centralizers were installed on the casing in 40 foot intervals.

Development method	swabbing, bailing, pumping
Estimated purge volume	799 gallons
Development time	6/23/15 0820 to 6/23/15 1430

Comments: Borehole TD: 190 ft bgs.
Arrows along the diagram indicate depths of well features in feet (ft) below ground surface (bgs), and elevations in parentheses.
Pipe and borehole diameters in inches (in).

Notes:
- Depths in feet below ground surface
- Elevations in feet above mean sea level (listed in parentheses)
- Diagram not to scale

PROJECT NUMBER	WELL NUMBER	
427917.01.05.02	KAFB-2904	SHEET 1 OF 1

WELL COMPLETION DIAGRAM

PROJECT : OD Groundwater Investigation, Kirtland AFB — LOCATION : Kirtland, AFB, Albuquerque, New Mexico

DRILLING CONTRACTOR : National Exploration, Wells, and Pumps — COORDINATES : 1573017.53, 1446974.82 State Plane NAD83, NM 3002, ft

DRILLING METHOD AND EQUIPMENT USED : ARCH Speedstar 50K, under-reamer bit — DRILLER: Mark Green/ National EWP

WATER LEVEL : 43.92 ft bgs 6/24/15 — START : 6/13/15 0700 — END : 6/14/15 1200 — LOGGER : Luke Hill/CH2M HILL

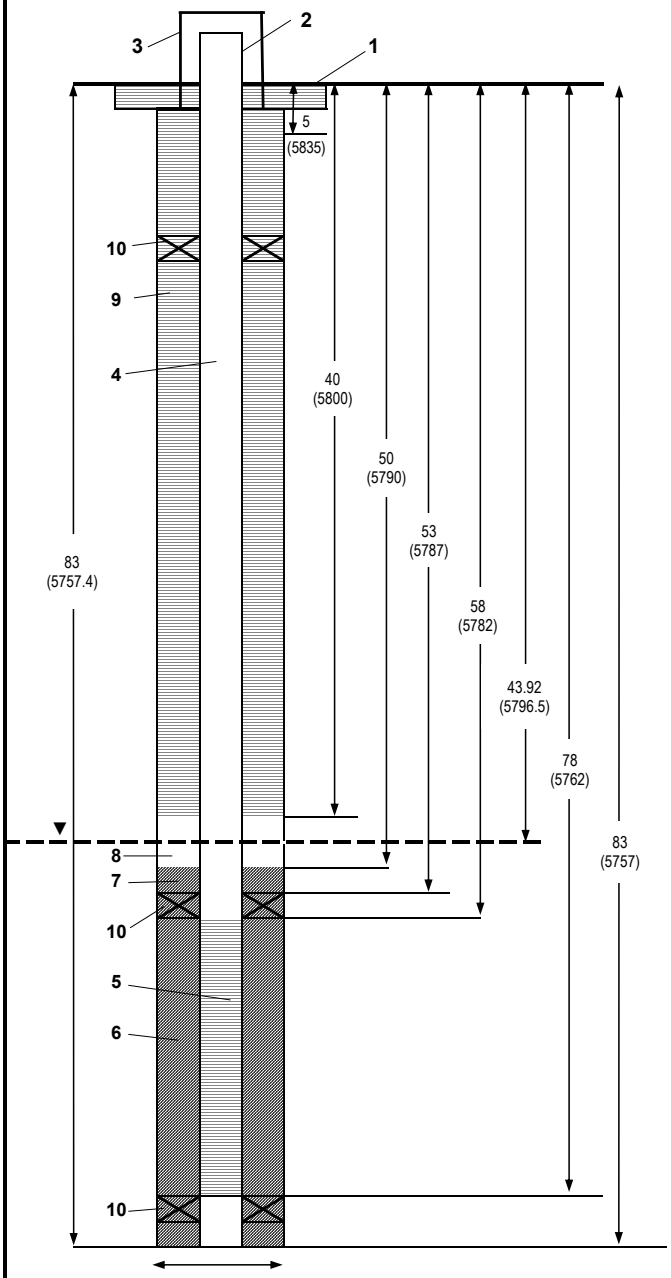

Borehole Diameter: 10 in
(0 - 83 ft bgs)

Notes:
Depths in feet below ground surface
Elevations in feet above mean sea level (listed in parentheses)
Diagram not to scale

1-	Ground elevation at well	5840.43 ft amsl
2-	Top of casing elevation	5842.72 ft amsl
	a) protective cover elevation	5843.23 ft amsl
3-	Wellhead protection cover type	Monument completion, padlock
	a) weep hole?	No
	b) concrete pad dimensions	3 x 3 ft
4-	Dia./type of well casing	4 in schedule 80 PVC, flush thread
5-	Type/slot size of screen	4 in schedule 80 PVC, 0.020 in slot, flush thread
6-	Type screen filter	10/20 Colorado Silica Sand
	a) calculated volume	13.04 cubic ft
	b) actual volume installed	13.0 cubic ft
	c) placement	Tremie pipe
7-	Transition sand	20/40 Colorado Silica Sand
	a) calculated volume	1.30 cubic ft
	b) actual volume installed	1.50 cubic ft
	c) placement	Tremie pipe
8-	Type of seal	Hydrated bentonite chips
	a) calculated volume	4.34 cubic ft
	b) actual volume installed	3.5 cubic ft
	c) placement	Tremie pipe
9-	Type of seal	Bentonite-cement grout
	a) calculated volume	15.22 cubic ft
	b) actual volume installed	19.50 cubic ft
	c) placement	Tremie pipe

10- Centralizers placed at the bottom and top of screen. Additional centralizers were installed on the casing in 40 foot intervals.

Development method	swabbing, bailing, pumping
Estimated purge volume	860 gallons
Development time	6/24/15 0850 to 6/24/15 1300

Comments: Borehole TD: 83 ft bgs.
Arrows along the diagram indicate depths of well features in feet (ft) below ground surface (bgs), and elevations in parentheses.
Pipe and borehole diameters in inches (in).

	PROJECT NUMBER 427917.01.05.02	WELL ID KAFB-2901	Pg. 1 of 2

WELL DEVELOPMENT FIELD DATA SHEET

PROJECT: OD Groundwater Investigation, Kirtland AFB LOCATION: Kirtland AFB, Albuquerque, NM

WEATHER (wind/temp/ppt): Clear skies, 80s - 100s ^{0}F OTHER NOTABLE FIELD CONDITIONS:

INITIAL ORGANIC VAPOR METER READINGS: 0.0 ppm

INITIAL DEPTH TO WATER: 125.82 ft btoc TOTAL DEPTH OF WELL: 146 ft bgs SCREENED INTERVAL: 141 - 121 ft bgs

PURGE VOLUME CALCULATION: 146 - 122.82 = 23.18 x 4.080 = 94.5744 (1 borehole volume) x 3 = 283.7232 gallons

METHOD OF PURGING: Submersible Pump/Bailing

DISPOSITION OF DISCHARGE WATER: Poly storage tank

MONITORING EQUIPMENT USED: HORIBA U-52, Solinst water level meter, MultiRAE PID

Start: 6/22/15 0930 End: 6/29/15 1510

Well Purging Information

Date: 6/22/2015 Time: 0930	Total volume (gals)	± 2° Temp (°C)	± 0.1 pH	3% Conductivity (mS/cm)	10% or <10 Turbidity (NTU)	± 0.3 DO	± 10 mv ORP	Remarks (color, odor, sheen, sediment, etc.)
0930 Begin bailing KAFB-2901.								GW very silty. High turbidity.
0950 Bailed dry. ~2.5' of GW remains in MW. Recharge: 1'/1.5 minutes								
0955 Allowing MW to recharge. Bailed ~27.5 gallons.								
1005 Recharge rate: 1'/5 minutes								
1010 Development activities stopped. Will return to MW in couple of hours.								
6/24/2015								
0740 Begin bailing.								
0750	33	18.67	6.45	2.01	<1000	6.39	359	
0755	38.5	18.54	6.51	2.01	<1000	5.01	339	
0800	44	18.24	6.63	1.98	<1000	5.00	312	
0802	49.5	18.08	6.63	2.02	<1000	4.85	303	
0804	55	18.08	6.73	2.02	<1000	6.01	298	
0806	60.5	18.03	6.74	2.02	<1000	5.65	287	
0809	66	18.07	6.77	2.03	<1000	4.85	212	
0813	71.5	18.04	6.83	2.03	~ 500	4.86	106	
0818	77	18.12	6.86	2.03	less than 30 NTU	4.32	92	
0820	MW bailed dry. GW cleaned up dramatically with low turbidity. Bailed ~ 50 gallons.							
1422	Begin swabbing.							Swabbed entire screen with double gasket swabbing tool.
1500	Swabbing complete. Begin bailing.							
1530	Bailed ~ 40 gallons. Allow to rercharge (over weekend).							
6/29/15	PID Reading @ top of casing: 0.0 ppm							
0850	DTW: 126.53' btoc. DTW: 124.03' bgs.							
0915	Installing pipe and pump in KAFB-2901. Pump Depth: ~140' bgs. ~90 gallons of GW within MW.							Flow rate: 0.5 gal/minute
0955	Purging. Pump on.							
0958	77.1	29.89	5.95	2.03	115	4.78	283	
1000	78.1	29.1	5.99	2.01	93.3	4.62	274	
1002	79.1	30.22	6.04	1.86	78.2	3.84	251	
1003	80.1	23.49	6.05	2.00	66.4	4.33	224	
1005	81.1	22.38	6.07	2.01	67.8	4.44	211	
1007	83.1	21.42	6.08	2.04	102	4.55	197	
1009	85.1	22.13	6.08	2.01	150	4.32	185	
1015	88.1	23.59	6.06	2.01	238	3.88	174	
1025	93.1	27.67	6.04	2.03	<1000	3.59	165	

ch2m	PROJECT NUMBER 427917.01.05.02	WELL ID KAFB-2901	Pg. 2 of 2

WELL DEVELOPMENT FIELD DATA SHEET

Date: 6/22/2015 Time: 0930	Total volume (gals)	± 2° Temp (°C)	± 0.1 pH	3% Conductivity (mS/cm)	10% or <10 Turbidity (NTU)	± 0.3 DO	± 10 mv ORP	Remarks (color, odor, sheen, sediment, etc.)
1035	98.1	29.2	6.05	2.03	<1000	2.92	160	
1045	103.1	29.87	6.03	2.06	<1000	2.86	158	
1046	Pump off. MW purged dry. Allow to recharge.							
1145	Pump on. Collect GW that do not require low (relatively) trubidity.							DTW: 133' btoc
1146	103.6	33.02	6.26	1.99	115	3.61	153	
1147	104.6	27.21	6.14	2.00	392	3.48	153	
1148	105.1	26.73	6.14	2.00	381	3.61	154	
1156	108.6	26.45	6.17	2.00	363	3.19	152	
1200	110.6	26.10	6.19	2.00	340	3.15	151	
1205	113.6	28.90	6.17	1.87	356	2.73	151	
1212	117.6	27.38	6.15	2.03	291	3.37	150	
1215	119.6	29.85	6.18	1.99	187	3.28	152	
1216	MW purged dry. Allow to recharge. Recharge: 1'/5 minutes.							
1316	Pump on.							DTW: 133.7' btoc. ~ 60 gallons of GW in MW.
1322	122.6	27.60	6.15	1.94	259	3.91	178	
1328	125.6	26.59	6.13	1.95	145	3.43	159	
1330	126.6	26.62	6.13	1.97	142	3.36	157	
1332	127.6	26.74	6.14	1.97	135	3.31	154	
1334	128.6	26.69	6.13	1.98	140	3.36	152	
1338	130.6	26.96	6.13	2.00	152	3.41	151	
1340	131.6	26.63	6.18	1.99	161	3.39	152	
1345	Pump off. Well purged dry. Allow to recharge.							
1500	Pump on.							DTW: 132.9' btoc.
1502	134.6	36.60	6.14	1.88	168	4.30	146	
1503	135.6	36.18	6.17	1.75	158	3.56	145	
1505	137.6	29.28	6.14	1.87	138	3.98	146	
1510	Collect remaining samples. Not able to meet turbitidy requirements due to well repeatedly going dry and silt in formation for screened interval.							

Sample Information

SAMPLE DATE: 6/29/2015 | SAMPLE TYPE: grab composite | SAMPLE MATRIX: GW

SAMPLING PERSONNEL: L. Hill | SPLIT SAMPLES OBTAINED BY: None

SAMPLING METHOD: Submersible Pump | SAMPLE TEMP/pH/EC/TURB/DO: See last line above.

SAMPLE ID(s): OT-29-GW-2901-June2015 | DUPLICATE/BLANK SAMPLE ID(s):None

NOTABLE OBSERVATIONS (color, odor, sand, headspace, etc.):

Sample ID	Sample Time	Sample Containers No. Volume/Type	Volume/Type	Preservatives (ice, acids, bases, others)	Analytical Method	Laboratory	Comments
OT-29-GW-2901-June2015	15:10	22	See COC	See COC	See COC	TA	White Phosphorus (7580) sent to ALS Environmental.

Initials of sampling personnel: LH

	PROJECT NUMBER 427917.01.05.02	WELL ID KAFB-2902	Pg. 1 of 2

WELL DEVELOPMENT FIELD DATA SHEET

PROJECT: OD Groundwater Investigation, Kirtland AFB LOCATION: Kirtland AFB, Albuquerque, NM

WEATHER (wind/temp/ppt): Clear skies, 80s - 100s ^{0}F OTHER NOTABLE FIELD CONDITIONS:

INITIAL ORGANIC VAPOR METER READINGS: 0.0 ppm

INITIAL DEPTH TO WATER: 167.65 ft btoc TOTAL DEPTH OF WELL: 185 ft bgs SCREENED INTERVAL: 180 - 160 ft bgs

PURGE VOLUME CALCULATION: 185 - 165.15 =19.85 x 4.080 = 80.988 (1 borehole volume) x 3 = 242.964 gallons

METHOD OF PURGING: Submersible Pump/Bailing

DISPOSITION OF DISCHARGE WATER: Poly storage tank

MONITORING EQUIPMENT USED: HORIBA U-52, Solinst water level meter, MultiRAE PID

Start: 6/22/15 1055 End: 6/22/15 1600

Well Purging Information

Date: 6/22/2015 Time: 1055	Total volume (gals)	± 2° Temp (°C)	± 0.1 pH	3% Conductivity (mS/cm)	10% or <10 Turbidity (NTU)	± 0.3 DO	± 10 mv ORP	Remarks (color, odor, sheen, sediment, etc.)
1055 Begin bailing KAFB-2902.								GW very silty. High turbidity.
1120 ~ 55' gallons bailed.								
1140 Bailing complete. Bailed an additional ~10 gallons. MW GW elevation dropped ~1' during bailing.								
1145 Begin swabbing KAFB-2902.								Swabbed entire screen with double gasket swabbing tool.
1230 Swabbing complete. Begin Second round of bailing.								
1245 Bailing complete. ~25 gallons bailed. Setting up submersible pump.								Pump Depth: 180' bgs
1342 Begin purging. Pump on. DTW: 168.11 btoc. Begin bailing.								1.7 gals/minute
1345	90.5	32.05	6.95	0.004	152	6.34	203	
1350	99	31.96	6.84	0.003	173	5.9	202	
1355	107.5	24.74	6.91	0.005	133	7.12	194	
1400	115.5	27.73	6.59	0.004	135	5.88	201	
1405	124.5	27.73	6.58	0.003	141	5.57	209	
1410	132.5	28.59	6.63	0.003	146	5.26	213	
1415	141.5	28.87	6.68	0.003	138	5.03	213	
1420	150.5	24.26	6.43	0.007	137	6.87	191	
1425	158.5	24.2	6.48	0.006	132	6.66	190	
1430	166.5	24.69	6.35	0.004	126	6.36	189	
1435	169.5	24.43	6.38	0.005	115	6.32	190	
1440	177.5	24.6	6.41	0.004	132	6.28	192	
1445	186.5	25.04	6.91	0.003	123	7.43	178	
1450	194.5	25.58	6.48	0.004	125	6.47	186	
1455	203.5	27.48	6.48	0.003	124	5.69	198	
1500	211.5	30.57	6.38	0.002	125	5.48	202	
1505	220.5	31.79	6.57	0.002	70	4.43	204	
1510	228.5	33.15	6.51	0.002	46	4.46	204	
1515	237.5	33.67	6.55	0.001	32	4.28	204	
1520	245.5	34.28	6.55	0.001	22	4.09	203	
1525	254.5	32.11	6.58	0.002	2.8	4.45	189	
1530	262.5	33.94	6.55	0.00	2.86	4.13	188	
1535	271.5	35.18	6.55	0.002	3.61	3.91	193	
1540	279.5	35.89	6.57	0.002	3.8	3.86	195	
1545	288.5	36.34	6.55	0.002	2.72	3.82	196	
1550	296.5	36.63	6.55	0.002	1.79	3.8	196	
1600	Collect GW samples.							

	PROJECT NUMBER 427917.01.05.02	WELL ID KAFB-2902	Pg. 2 of 2

WELL DEVELOPMENT FIELD DATA SHEET

Date: 6/22/2015 Time: 0930	Total volume (gals)	± 2° Temp (°C)	± 0.1 pH	3% Conductivity (mS/cm)	10% or <10 Turbidity (NTU)	± 0.3 DO	± 10 mv ORP	Remarks (color, odor, sheen, sediment, etc.)

Sample Information

SAMPLE DATE: 6/22/2015 | SAMPLE TYPE: grab composite | SAMPLE MATRIX: GW

SAMPLING PERSONNEL: L. Hill | SPLIT SAMPLES OBTAINED BY: None

SAMPLING METHOD: Submersible Pump | SAMPLE TEMP/pH/EC/TURB/DO: See last line above.

SAMPLE ID(s): OT-29-GW-2902-June2015 | DUPLICATE/BLANK SAMPLE ID(s): OT-29-FD-2902-June2015

NOTABLE OBSERVATIONS (color, odor, sand, headspace, etc.): None

Sample ID	Sample Time	Sample Containers No. Volume/Type	Volume/Type	Preservatives (ice, acids, bases, others)	Analytical Method	Laboratory	Comments
OT-29-GW-2902-June2015	1600	22	See COC	See COC	See COC	TA	White Phosphorus (7580) sent to ALS Environmental.
OT-29-FD-2902-June2015	1700	22	See COC	See COC	See COC	TA	

Initials of sampling personnel: LH

	PROJECT NUMBER 427917.01.05.02	WELL ID KAFB-2903	Pg. 1 of 2

WELL DEVELOPMENT FIELD DATA SHEET

PROJECT: OD Groundwater Investigation, Kirtland AFB LOCATION: Kirtland AFB, Albuquerque, NM

WEATHER (wind/temp/ppt): Clear skies, 80s - 100s ^{0}F OTHER NOTABLE FIELD CONDITIONS:

INITIAL ORGANIC VAPOR METER READINGS: 1.1 ppm

INITIAL DEPTH TO WATER: 140.31 ft btoc TOTAL DEPTH OF WELL: 190 ft bgs SCREENED INTERVAL: 185 - 165 ft bgs

PURGE VOLUME CALCULATION: 190 - 137.81 =52.19 x 4.080 = 212.9352 (1 borehole volume) x 3 = 638.8056 gallons

METHOD OF PURGING: Submersible Pump/Bailing

DISPOSITION OF DISCHARGE WATER: Poly storage tank

MONITORING EQUIPMENT USED: HORIBA U-52, Solinst water level meter, MultiRAE PID

Start: 6/23/15 0820 End: 6/23/15 1430

Well Purging Information

Date: 6/23/2015 Time: 0820	Total volume (gals)	± 2° Temp (°C)	± 0.1 pH	3% Conductivity (mS/cm)	10% or <10 Turbidity (NTU)	± 0.3 DO	± 10 mv ORP	Remarks (color, odor, sheen, sediment, etc.)
0820 Begin bailing KAFB-2903.								
0830 Begin swabbing KAFB-2903. ~ 55' gallons bailed.								Swabbed entire screen with double gasket swabbing tool.
0900 Swabbing complete. Begin second round of bailing.								
0915 Bailing complete. ~55 gallons bailed.								
0918 Setting up submersible pump.								
0950 Begin purging. Pump on. Flow rate: ~1.8 gals/minute.								Pump Depth: 180' bgs
1005	128	21.36	6.52	1.89	<1000	5.28	159	
1010	137	21.88	6.5	1.88	<1000	4.98	184	
1015	146	22.1	6.47	1.89	<1000	5.1	200	
1020	155	22.93	6.47	1.85	980	4.94	210	
1025	164	22.99	6.46	1.85	808	4.83	217	
1030	173	23.1	6.47	1.84	701	4.75	221	
1035	182	23.17	6.48	1.84	623	4.66	225	
1040	191	23.39	6.48	1.84	540	4.68	228	
1045	200	23.29	6.46	1.82	420	4.66	230	
1050	209	23.51	6.47	1.85	403	4.62	231	
1055	218	23.49	6.47	1.85	380	4.54	231	
1100	227	23.6	6.45	1.84	330	4.49	231	
1105	236	23.37	6.46	1.84	326	4.57	231	
1110	245	22.51	6.4	1.86	276	4.72	228	
1115	254	22.89	6.4	1.84	248	4.59	225	
1120	263	22.37	6.38	1.86	246	4.75	222	
1125	272	27.58	6.37	1.85	239	4.72	218	
1130	281	23.21	6.37	1.85	227	4.4	220	
1135	290	23.39	6.35	1.85	181	4.33	222	
1140	299	23.71	6.34	1.86	172	4.22	224	
1145	308	23.69	6.33	1.85	160	4.23	223	
1150	317	23.68	6.32	1.85	152	4.24	223	
1155	326	23.93	6.32	1.86	145	4.22	223	
1200	335	23.75	6.32	1.85	143	4.19	225	
1205	344	23.56	6.31	1.85	141	4.24	226	
1210	353	24.61	6.33	1.85	135	4	228	
1215	362	22.01	6.23	1.91	188	5.28	216	
1225	387	21.24	6.36	1.91	138	5.29	184	Increase flow: 2.5 gals/minute

ch2m	PROJECT NUMBER 427917.01.05.02	WELL ID KAFB-2903	Pg. 2 of 2

WELL DEVELOPMENT FIELD DATA SHEET

Date: 6/22/2015 Time: 0930	Total volume (gals)	± 2° Temp (°C)	± 0.1 pH	3% Conductivity (mS/cm)	10% or <10 Turbidity (NTU)	± 0.3 DO	± 10 mv ORP	Remarks (color, odor, sheen, sediment, etc.)
1230	399	21.19	6.36	1.91	127	5.29	178	
1235	411	21.21	6.36	1.91	121	5.28	175	
1240	424	21.14	6.37	1.91	132	5.25	175	
1245	437	21.14	6.36	1.92	128	5.22	179	
1250	449	21.13	6.34	1.92	110	5.45	177	
1255	462	21.05	6.35	1.92	130	5.3	172	
1300	474	21.44	6.41	1.92	126	5.19	171	
1305	487	22.29	6.43	1.91	176	4.65	175	
1310	499	22.42	6.46	1.9	177	4.61	177	
1315	512	22.68	6.44	1.91	170	4.56	180	
1320	524	23.13	6.43	1.9	171	4.37	186	
1325	536	23.29	6.42	1.9	160	4.32	186	
1330	549	23.26	6.43	1.91	179	4.35	185	
1335	561	23.31	6.42	1.92	219	4.37	186	
1340	574	23.58	6.4	1.91	234	4.33	187	
1345	Increase flow rate: 7.5 gals/minute						181	DTW: 140.6' btoc (138.1' bgs)
1405	686.5	21.05	6.45	1.9	28.5	4.67	179	
1408	709	21.08	6.45	1.91	15.6	4.55	177	
1411	731	21.43	6.44	1.91	11.2	4.45	175	
1414	753	21.35	6.44	1.91	10.4	4.42	174	
1417	775	21.08	6.43	1.91	9.7	4.42	173	
1420	799	21.17	6.44	1.91	8.9	4.41	174	
1430	Collect GW samples.							

Sample Information

SAMPLE DATE: 6/23/2015 — SAMPLE TYPE: (grab) composite — SAMPLE MATRIX: GW

SAMPLING PERSONNEL: L. Hill — SPLIT SAMPLES OBTAINED BY: None

SAMPLING METHOD: Submersible Pump — SAMPLE TEMP/pH/EC/TURB/DO: See last line above.

SAMPLE ID(s): OT-29-GW-2903-June2015 MS/MSD — DUPLICATE/BLANK SAMPLE ID(s): None

NOTABLE OBSERVATIONS (color, odor, sand, headspace, etc.): None

Sample ID	Sample Time	Sample Containers No. Volume/Type	Volume/Type	Preservatives (ice, acids, bases, others)	Analytical Method	Laboratory	Comments
OT-29-GW-2903-June2015	1430	22	See COC	See COC	See COC	TA	White Phosphorus (7580) sent to ALS Environmental.
OT-29-GW-2903-June2015MS	1430	22	See COC	See COC	See COC	TA	
OT-29-GW-2903-June2015MSD	1430	22	See COC	See COC	See COC	TA	

Initials of sampling personnel: LH

	PROJECT NUMBER 427917.01.05.02	WELL ID KAFB-2904	Pg. 1 of 1

WELL DEVELOPMENT FIELD DATA SHEET

PROJECT: OD Groundwater Investigation, Kirtland AFB LOCATION: Kirtland AFB, Albuquerque, NM

WEATHER (wind/temp/ppt): Clear skies, 70s - 90s ^{0}F OTHER NOTABLE FIELD CONDITIONS:

INITIAL ORGANIC VAPOR METER READINGS: 0.0 ppm

INITIAL DEPTH TO WATER: 46.46 ft btoc TOTAL DEPTH OF WELL: 83 ft bgs SCREENED INTERVAL: 78 - 58 ft bgs

PURGE VOLUME CALCULATION: 83 - 46.46 =36.54 x 4.080 = 149.0832 (1 borehole volume) x 3 = 447.2496 gallons

METHOD OF PURGING: Submersible Pump/Bailing

DISPOSITION OF DISCHARGE WATER: Poly storage tank

MONITORING EQUIPMENT USED: HORIBA U-52, Solinst water level meter, MultiRAE PID

Start: 6/24/15 0850 End: 6/24/15 1300

Well Purging Information

Date: 6/24/2015 Time: 0850	Total volume (gals)	± 2° Temp (°C)	± 0.1 pH	3% Conductivity (mS/cm)	10% or <10 Turbidity (NTU)	± 0.3 DO	± 10 mv ORP	Remarks (color, odor, sheen, sediment, etc.)
0850 Begin bailing KAFB-2904.								
0900 Bailing complete. Bailed ~ 50' gallons.								
0901 Begin swabbing.								Swabbed entire screen with double gasket swabbing tool.
0933 Swabbing complete.								
0935 Begin second round of bailing.								
0950 Bailing complete. Bailed ~ 50 gallons.								
0951 Setting up submersible pump.								
1015 Pump on. Flow rate: ~8.2 gals/minute.								
1020	100	19.55	6.34	1.96	<1000	2.8	-11	Pump Depth: 77' bgs
1025	185	19.07	6.35	1.98	<1000	2.78	-8	
1030	227.5	20.65	6.41	1.94	940	2.34	7	
1035	270	21.39	6.38	1.93	782	2.28	16	Decrease flow to ~6 gals/minute.
1040	300	21.48	6.39	1.94	699	2.34	17	
1045	330	21.49	6.39	1.94	518	2.25	23	
1050	360	21.46	6.39	1.95	407	2.21	29	
1055	390	21.72	6.37	1.95	361	2.18	30	
1100	420	21.87	6.38	1.94	340	2.16	33	
1105	450	21.97	6.37	1.95	276	2.15	37	
1110	480	21.82	6.37	1.94	241	2.19	38	
1115	500	21.88	6.36	1.95	225	2.19	41	Decrease flow to ~4 gals/minute.
1200	680	22.52	6.42	1.93	112	2.57	57	
1220	760	19.91	6.41	1.95	73.6	2.58	52	
1225	780	19.21	6.4	1.96	36.6	2.58	60	
1230	800	19.19	6.4	1.95	13.8	2.6	61	
1232	820	19.18	6.4	1.95	10.3	2.61	62	
1235	840	19.17	6.41	1.95	8.6	2.62	63	
1238	860	19.12	6.41	1.95	6.2	2.61	65	
1300	Collect GW samples.							

Sample Information

SAMPLE DATE: 6/24/2015 SAMPLE TYPE: grab composite SAMPLE MATRIX: GW

SAMPLING PERSONNEL: L. Hill SPLIT SAMPLES OBTAINED BY: None

SAMPLING METHOD: Submersible Pump SAMPLE TEMP/pH/EC/TURB/DO: See last line above.

SAMPLE ID(s): OT-29-GW-2904-June2015 DUPLICATE/BLANK SAMPLE ID(s): None

NOTABLE OBSERVATIONS (color, odor, sand, headspace, etc.): None

Sample ID	Sample Time	Sample Containers No.	Volume/Type	Preservatives (ice, acids, bases, others)	Analytical Method	Laboratory	Comments
OT-29-GW-2904-June2015	1300	22	See COC	See COC	See COC	TA	White Phosphorus (7580) sent to ALS.

Initials of sampling personnel: LH

DEPARTMENT OF THE AIR FORCE
HEADQUARTERS 377TH AIR BASE WING (AFMC)

MAR 2 0 2015

Colonel Tom D. Miller
377 ABW/CC
2000 Wyoming Blvd SE
Kirtland AFB, NM 87117-5606

RECEIVED
MAR 2 4 2015
STATE ENGINEER OFFICE
DISTRICT ONE

Mr. Tom Blaine, New Mexico State Engineer
New Mexico Office of the State Engineer
5500 San Antonio NE
Albuquerque, New Mexico 87109

Dear Mr. Blaine,

In accordance with Title 19 of the New Mexico Administrative Code (NMAC), Kirtland Air Force Base (KAFB) is pleased to submit the attached *Application for Permit to Drill a Well with no Consumptive Use of Water* to the New Mexico Office of the State Engineer for review and approval. The application is being submitted as part of remediation efforts towards closure of the Open Burn/Open Detonation Facility at KAFB.

If you have any questions with regard to this submittal, please contact Cole Crosgrove at (505) 853-3098 or at cole.crosgrove@kirtland.af.mil.

Sincerely

TOM D. MILLER, Colonel, USAF
Commander

Attachments:
1. *Application for Permit to Drill a Well with no Consumptive Use of Water*

cc:
NMED HWB – Mr. Kieling, w/ Atchs electronic only
NMED HWB – Mr. McDonald, w/ Atchs electronic and hardcopy
USEPA- Region 6 (6PD-N), Ms. King, w/ Atchs electronic only
Admin. Record- electronic copy
File w/ Atchs

STATE OF NEW MEXICO
OFFICE OF THE STATE ENGINEER
DISTRICT I

TOM BLAINE, P.E.
STATE ENGINEER

5550 San Antonio NE
Albuquerque, NM 87109
(505) 383-4000

April 17, 2015

Kirtland Air Force Base
Environmental Management
C/o Cole Crosgrove
G GS-11 USAF AFCEC/CZO
2050 Wyoming Blvd. SE
Albuquerque, NM 87117-5270

FILE: RG-1579 POD 301 through RG-1579 POD 304

Greetings:

Enclosed is your copy of Permit to Drill A Well with No Consumptive Use (Groundwater Monitoring Wells), numbered above, which has been approved subject to the Conditions of Approval, attached hereto.

Sincerely,

Jeffrey L. Peterson
Water Resource Specialist Senior

JLP:jlp
Enclosures as stated

Cc: CH2MHILL

File No. R6-1579 POD301 through R6-1579 POD304
DM # 1-53595

NEW MEXICO OFFICE OF THE STATE ENGINEER

APPLICATION FOR PERMIT TO DRILL A WELL WITH NO CONSUMPTIVE USE OF WATER

(check applicable box):

For fees, see State Engineer website: http://www.ose.state.nm.us/

Purpose:	☐ Pollution Control And / Or Recovery	☐ Geo-Thermal
☐ Exploratory	☐ Construction Site De-Watering	☐ Other (Describe):
☒ Monitoring	☐ Mineral De-Watering	

A separate permit will be required to apply water to beneficial use.

☒ Temporary Request - Requested Start Date: **May 4, 2015** Requested End Date: **May 31, 2019**

Plugging Plan of Operations Submitted? ☐ Yes ☒ No

---

1. APPLICANT(S)

Name: **Kirtland Air Force Base – Environmental Management**	Name: **Cole Crosgrove, G GS-11 USAF AFCEC/CZO**
Contact or Agent: check here if Agent **Cole Crosgrove, G GS-11 USAF AFCEC/CZO**	Contact or Agent: **Karen Jarocki** Check here if Agent ☒
Mailing Address: **2050 Wyoming Blvd., SE**	Mailing Address: **3721 Rutledge Road NE**
City: **Albuquerque**	City: **Albuquerque**
State: **NM** Zip Code: **87117-5720**	State: **NM** Zip Code: **87109**
Phone: ☐ Home Cell Phone (Work):**505-853-3098**	Phone: **505-220-0077** ☒ Cell Phone (Work): **505-855-5244**
E-mail (optional):	E-mail (optional): **karen.jarocki@ch2m.com**

RECEIVED MAR 24 2015 STATE ENGINEER OFFICE DISTRICT ONE

FOR OSE INTERNAL USE Application for Permit, Form wr-07, Rev 4/12/12

File Number: R6-1579 POD301 through R6-1579 POD304	Trn Number:
Trans Description (optional):	
Sub-Basin:	
PCW/LOG Due Date:	

2. WELL(S) Describe the well(s) applicable to this application.

Location Required: Coordinate location must be reported in NM State Plane (NAD 83), UTM (NAD 83), or Latitude/Longitude (Lat/Long - WGS84).
District II (Roswell) and District VII (Cimarron) customers, provide a PLSS location in addition to above.

☒ NM State Plane (NAD83) (Feet)
☐ NM West Zone
☐ NM East Zone
☒ NM Central Zone 3002

☐ UTM (NAD83) (Meters)
☐ Zone 12N
☐ Zone 13N

☐ Lat/Long (WGS84) (to the nearest 1/10th of second)

Well Number (if known):	X or Easting or Longitude:	Y or Northing or Latitude:	Provide if known: -Public Land Survey System (PLSS) (*Quarters or Halves , Section, Township, Range*) OR - Hydrographic Survey Map & Tract; OR - Lot, Block & Subdivision; OR - Land Grant Name
KAFB-2901	1,572,938 feet	1,447,801 feet	
KAFB-2902	1,572,437 feet	1,446,849 feet	
KAFB-2903	1,572,157 feet	1,447,262 feet	
KAFB-2904	1,571,994 feet	1,446,823 feet	

NOTE: If more well locations need to be described, complete form WR-08 (Attachment 1 – POD Descriptions)
Additional well descriptions are attached: ☐ Yes ☒ No **If yes, how many__**

Other description relating well to common landmarks, streets, or other: **Kirtland Air Force Base, EOD Range**

Well is on land owned by:

Well Information: NOTE: If more than one (1) well needs to be described, provide attachment. Attached? ☐ Yes ☒ No
If yes, how many_____

Approximate depth of well (feet): **150**	Outside diameter of well casing (inches): **4-inch**
Driller Name: **Del Leavitt**	Driller License Number: **NMWD1210**

3. ADDITIONAL STATEMENTS OR EXPLANATIONS

Four monitoring wells are to be installed by Kirtland Air Force Base in one mobilization effort. Depth to water will determine final depth of the well, but is estimated to be between 75 and 180 feet from ground surface in a bedrock aquifer. The design of all wells is similar, and planned locations are for the same EOD Range.

See attached map and schematic for proposed well locations and design.

The purpose of the well installation if for site investigation and remediation. Quarterly monitoring is proposed for 2015 and 2016, but may be extended depending on regulatory requirements.

Please contact the contractor: Karen Jarocki/CH2MHILL or Ben Moayyad/CH2MHILL at 505-884-5600 for any questions and to pick up approved permits if necessary.

RECEIVED
MAR 24 2015
STATE ENGINEER
DISTRICT

4. SPECIFIC REQUIREMENTS: The applicant must include the following, as applicable to each well type. Please check the appropriate boxes, to indicate the information has been included and/or attached to this application:

Exploratory: ☐ Include a description of any proposed pump test, if applicable.	**Pollution Control and/or Recovery:** ☐ Include a plan for pollution control/recovery, that includes the following: ☐ A description of the need for the pollution control or recovery operation. ☐ The estimated maximum period of time for completion of the operation. ☐ The annual diversion amount. ☐ The annual consumptive use amount. ☐ The maximum amount of water to be diverted and injected for the duration of the operation. ☐ The method and place of discharge. ☐ The method of measurement of water produced and discharged. ☐ The source of water to be injected. ☐ The method of measurement of water injected. ☐ The characteristics of the aquifer. ☐ The method of determining the resulting annual consumptive use of water and depletion from any related stream system. ☐ Proof of any permit required from the New Mexico Environment Department. ☐ An access agreement if the applicant is not the owner of the land on which the pollution plume control or recovery well is to be located.	**Construction De-Watering:** ☐ Include a description of the proposed dewatering operation, ☐ The estimated duration of the operation, ☐ The maximum amount of water to be diverted, ☐ A description of the need for the dewatering operation, and, ☐ A description of how the diverted water will be disposed of.	**Mine De-Watering:** ☐ Include a plan for pollution control/recovery, that includes the following: ☐ A description of the need for mine dewatering. ☐ The estimated maximum period of time for completion of the operation. ☐ The source(s) of the water to be diverted. ☐ The geohydrologic characteristics of the aquifer(s). ☐ The maximum amount of water to be diverted per annum. ☐ The maximum amount of water to be diverted for the duration of the operation. ☐ The quality of the water. ☐ The method of measurement of water diverted. ☐ The recharge of water to the aquifer. ☐ Description of the estimated area of hydrologic effect of the project. ☐ The method and place of discharge. ☐ An estimation of the effects on surface water rights and underground water rights from the mine dewatering project. ☐ A description of the methods employed to estimate effects on surface water rights and underground water rights. ☐ Information on existing wells, rivers, springs, and wetlands within the area of hydrologic effect.
Monitoring: ☒ Include the reason for the monitoring well, and, ☒ The duration of the planned monitoring.		**Geo-Thermal:** ☐ Include a description of the geothermal heat exchange project, ☐ The amount of water to be diverted and re-injected for the project, ☐ The time frame for constructing the geothermal heat exchange project, and, ☐ The duration of the project. ☐ Preliminary surveys, design data, and additional information shall be included to provide all essential facts relating to the request.	

ACKNOWLEDGEMENT

I, We (name of applicant(s)), **Tom D. Miller, Colonel, USAF**
Print Name(s)

affirm that the foregoing statements are true to the best of (my, our) knowledge and belief.

Applicant Signature _____ Applicant Signature _____

ACTION OF THE STATE ENGINEER

This application is:

☒ approved ☐ partially approved ☐ denied

provided it is not exercised to the detriment of any others having existing rights, and is not contrary to the conservation of water in New Mexico nor detrimental to the public welfare and further subject to the attached conditions of approval.

Witness my hand and seal this 17th day of April 2015, for the State Engineer,

Tom Blaine, P.E.
State Engineer
_____, State Engineer

By: _____ Signature _____ Print Jeffrey L. Peterson

Title: Water Resource Specialist Senior
Print

STATE OF NEW MEXICO

RECEIVED
MAR 24 2015
STATE ENGINEER OFFICE
DISTRICT ONE

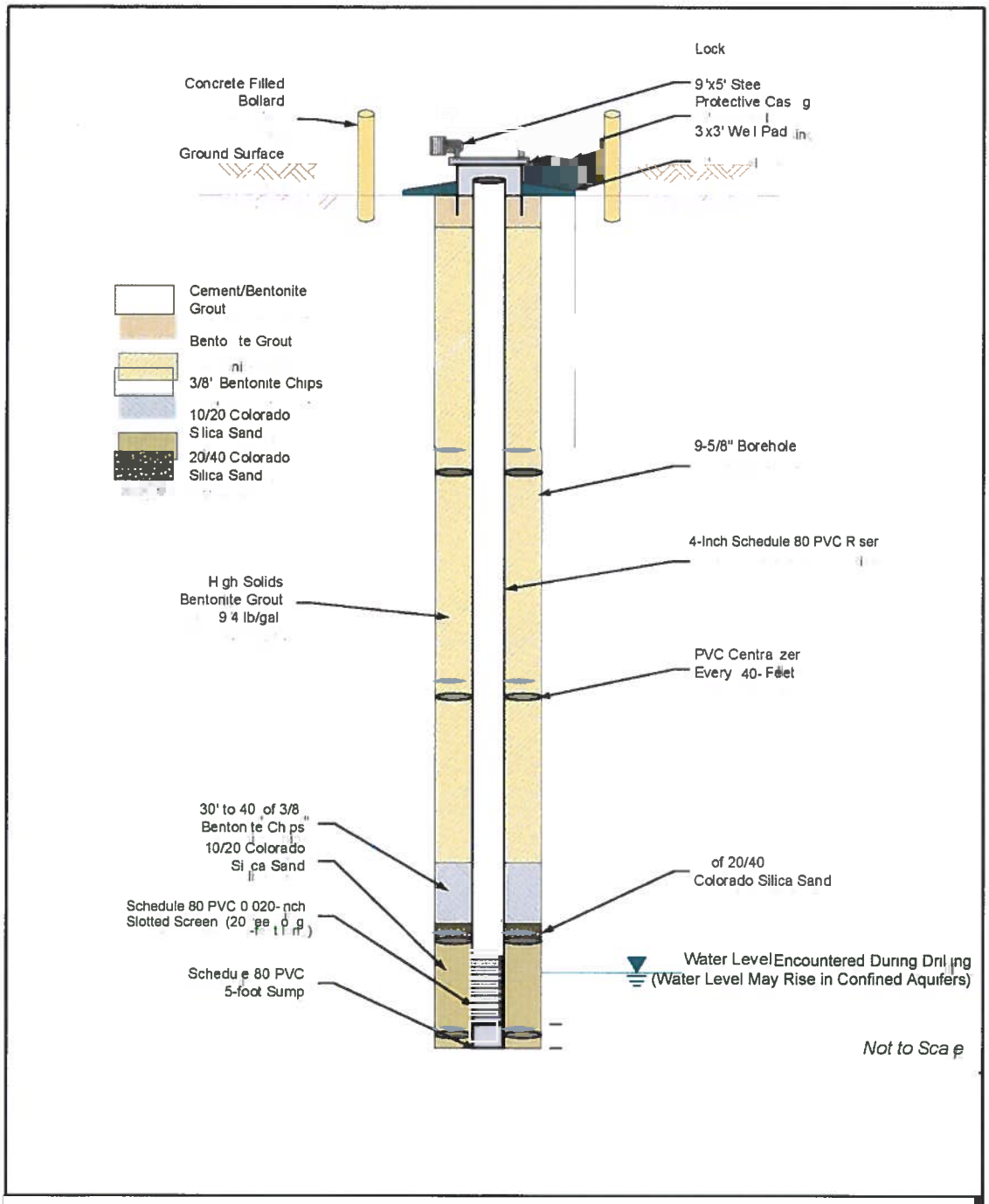

FIGURE 4
PROPOSED MONITORING WELL DESIGN
MONITORING WELL INSTALLATION WORK PLAN
FOR THE OPEN BURN AND OPEN DETONATION UNITS
KIRTLAND AIR FORCE BASE, NEW MEXICO

RECEIVED
MAR 24 2015
STATE ENGINEER OFFICE

\\ROSWELL\ARCINFO\AV_PROJ\KIRTLAN\OBOD\MONITORINGWELLWP-NMED\PROPOSEDWELLSFIG2.MXD BMOAYYAD 02/14/2013 15:09

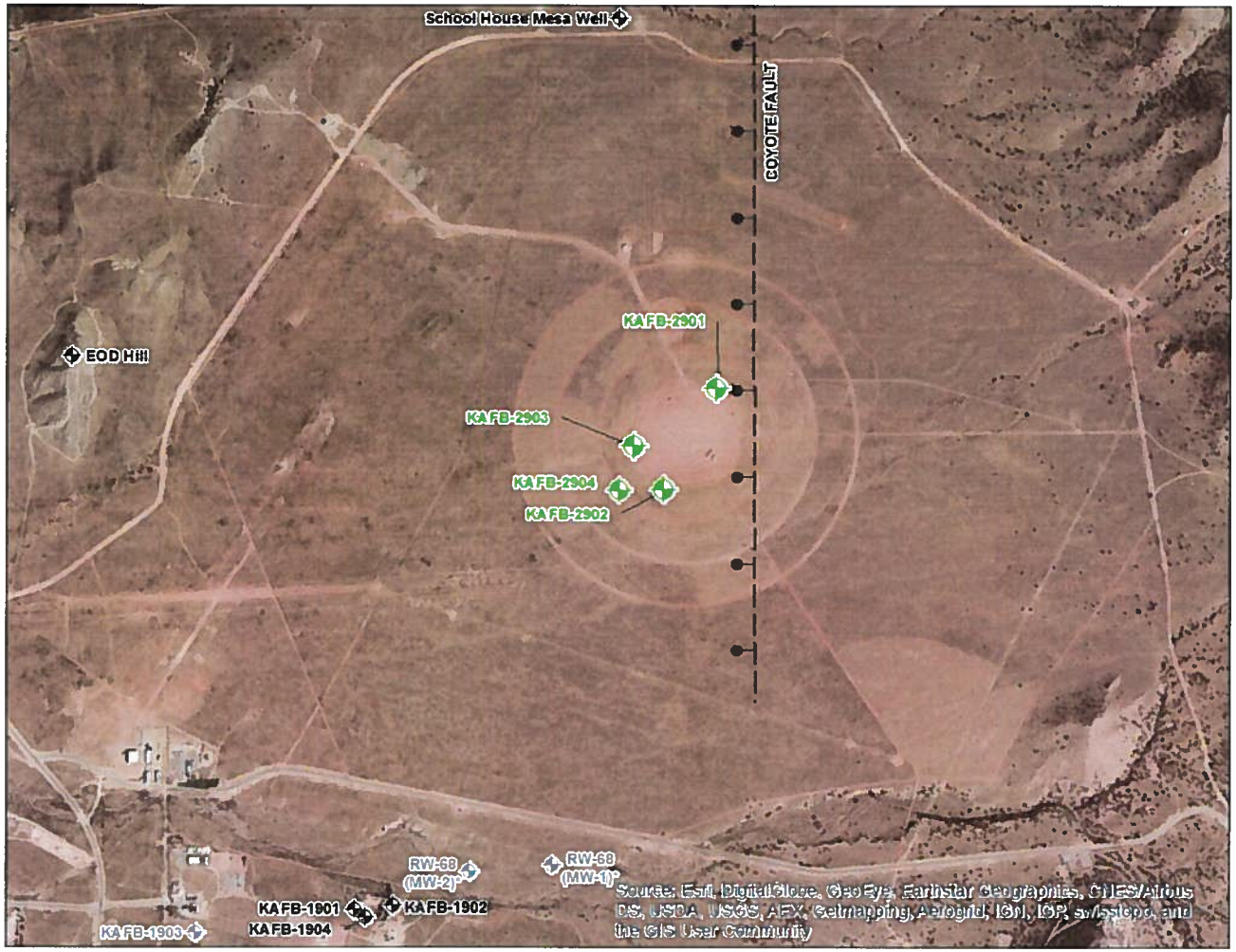

0 750 1,500 Feet

LEGEND

- PROPOSED WELL
- EXISTING WELL
- ABANDONED WELL
- NORMAL FAULT

NOTE:
THE LOCATION OF MONITORING WELL KAFB-2904 IS TO BE DETERMINED SUBSEQUENT TO COORDINATION WITH NMED, AND BASED UPON FIELD INFORMATION FROM WELLS KAFB-2901 TO KAFB-2903

AERIAL IMAGERY SOURCE:
NATIONAL AGRICULTURAL IMAGERY PROGRAM 2011

RECEIVED
MAR 24 2015
STATE ENGINEER OFFICE
DISTRICT ONE

FIGURE 2

PROPOSED GROUNDWATER MONITORING WELL LOCATIONS

MONITORING WELL INSTALLATION WORK PLAN FOR THE OPEN BURN AND OPEN DETONATION UNITS

KIRTLAND AIR FORCE BASE, NEW MEXICO

NEW MEXICO OFFICE OF THE STATE ENGINEER
PERMIT TO DRILL A WELL WITH NO CONSUMPTIVE USE OF WATER
GROUNDWATER MONITORING
CONDITIONS OF APPROVAL

1. This application is approved provided it is not exercised to the detriment of any others having existing rights, and is not contrary to the conservation of water in New Mexico nor detrimental to the public welfare of the state; and further subject to the following conditions of approval:

Permittee: Kirtland Air Force Base
Environmental Management
C/o Cole Crosgrove
G GS-11 USAF AFCEC/CZO
2050 Wyoming Blvd. SE
Albuquerque, NM 87117-5270

Permit Number: RG-1579 POD 301 through RG-1579 POD 304

Application File Date: March 24, 2015

Priority: N/A

Source: Groundwater

Point of Diversion: RG-1579 POD 301 (KAFB-2901), located at a point where X=1,572,938 feet and Y=1,447,801 feet, NMCS Central Zone, NAD 83;
RG-1579 POD 302 (KAFB-2902), located at a point where X=1,572,437 feet and Y=1,446,849 feet, NMCS Central Zone, NAD 83;
RG-1579 POD 303 (KAFB-2903), located at a point where X=1,572,157 feet and Y=1,447,262 feet, NMCS Central Zone, NAD 83;
RG-1579 POD 304 (KAFB-2904), located at a point where X=1,571,994 feet and Y=1,446,823 feet, NMCS Central Zone, NAD 83.

All located on land owned by Kirtland Air Force Base.

Purpose of Use: Groundwater Monitoring

Place of Use: N/A

Amount of Water: N/A

2. No water shall be appropriated and beneficially used under this permit.

NEW MEXICO OFFICE OF THE STATE ENGINEER
PERMIT TO DRILL A WELL WITH NO CONSUMPTIVE USE OF WATER
GROUNDWATER MONITORING
CONDITIONS OF APPROVAL

Permit No.: RG-1579 POD 301 through RG-1579 POD 304
Permittee: Kirtland Air Force Base

3. RG-1579 POD 301 through RG-1579 POD 304 shall be drilled by a driller licensed in the State of New Mexico in accordance with Section 72-12-12 New Mexico Statutes Annotated.

4. RG-1579 POD 301 through RG-1579 POD 304 shall be constructed in accordance with 19.27.4 NMAC (8/31/2005).

5. Completed and properly executed Well Record shall be filed in accordance with Subsection K of 19.27.4.29 NMAC. Test data shall be filed not later than ten (20) days after completion of the aquifer/pump test(s).

6. No water shall be diverted from RG-1579 POD 301 through RG-1579 POD 304 except for testing purposes which shall not exceed ten (10) cumulative days, and the well shall be plugged in accordance with Subsection C of 19.27.4.30 NMAC, unless a permit to use water from RG-1579 POD 301 through RG-1579 POD 304 is acquired from the Office of the State Engineer, or RG-1579 POD 301 through RG-1579 POD 304 will be used as groundwater monitoring wells.

7. The State Engineer recognizes the regulatory authority of the New Mexico Environmental Department Hazardous Waste Bureau, and that NMEDHWB may impose stricter regulations regarding well siting, drilling, construction, development and reporting.

8. If artesian water is encountered, the Permittee and driller shall comply with Subsection C of 19.27.4.31 NMAC.

9. RG-1579 POD 301 through RG-1579 POD 304 shall be drilled and completed within one year of the approval of this permit.

Witness my hand and seal this 17th day of April A.D. 2015.

Tom Blaine, P.E., State Engineer

By: _____
Jeffrey L. Peterson
Water Resource Specialist Senior

WELL RECORD & LOG

OFFICE OF THE STATE ENGINEER

www.ose.state.nm.us

1. GENERAL AND WELL LOCATION

OSE POD NUMBER (WELL NUMBER): Pod 301 KAFB 2901	OSE FILE NUMBER(S): RG-1579
WELL OWNER NAME(S): Kirtland AFB	PHONE (OPTIONAL):
WELL OWNER MAILING ADDRESS: 2050 Wyoming Blvd.,SE	CITY: Albuquerque STATE: NM ZIP: 87117

WELL LOCATION (FROM GPS)	DEGREES	MINUTES	SECONDS	
LATITUDE	34	58	45.13	N
LONGITUDE	106	28	32.14	W

* ACCURACY REQUIRED: ONE TENTH OF A SECOND
* DATUM REQUIRED: WGS 84

DESCRIPTION RELATING WELL LOCATION TO STREET ADDRESS AND COMMON LANDMARKS - PLSS (SECTION, TOWNSHIP, RANGE) WHERE AVAILABLE

2. DRILLING & CASING INFORMATION

LICENSE NUMBER	NAME OF LICENSED DRILLER	NAME OF WELL DRILLING COMPANY
WD-1210	Bryan Nydoske	National EWP.

DRILLING STARTED	DRILLING ENDED	DEPTH OF COMPLETED WELL (FT)	BORE HOLE DEPTH (FT)	DEPTH WATER FIRST ENCOUNTERED (FT)
5-26-15	5-31-15	146	150	123.5

COMPLETED WELL IS: ( ) ARTESIAN ( ) DRY HOLE (•) SHALLOW (UNCONFINED)

STATIC WATER LEVEL IN COMPLETED WELL (FT): 123.5

DRILLING FLUID: (•) AIR ( ) MUD ADDITIVES – SPECIFY:

DRILLING METHOD: ( ) ROTARY ( ) HAMMER ( ) CABLE TOOL ( ) OTHER – SPECIFY:

DEPTH (feet bgl) FROM	TO	BORE HOLE DIAM (inches)	CASING MATERIAL AND/OR GRADE (include each casing string, and note sections of screen)	CASING CONNECTION TYPE	CASING INSIDE DIAM. (inches)	CASING WALL THICKNESS (inches)	SLOT SIZE (inches)
0	121	10	PVC	Flush	4"	80	
121	141	8.5	PVC	Flush	4"	80	.020
141	146	8.5	PVC	Flush	4"	80	

3. ANNULAR MATERIAL

DEPTH (feet bgl) FROM	TO	BORE HOLE DIAM. (inches)	LIST ANNULAR SEAL MATERIAL AND GRAVEL PACK SIZE-RANGE BY INTERVAL	AMOUNT (cubic feet)	METHOD OF PLACEMENT
0	52	10	Cement		Trimmie
52	102	10	High solids bentotinite grout		Trimmie
102	113	10	Chips		Trimmie
113	116	8.5	20/40 Sand		Trimmie
116	146	8.5	10/20 Sand		Trimmie

FOR OSE INTERNAL USE

WR-20 WELL RECORD & LOG (Version 06/08/2012)

FILE NUMBER	POD NUMBER	TRN NUMBER
LOCATION		PAGE 1 OF 2

4. HYDROGEOLOGIC LOG OF WELL

DEPTH (feet bgl) FROM	TO	THICKNESS (feet)	COLOR AND TYPE OF MATERIAL ENCOUNTERED - INCLUDE WATER-BEARING CAVITIES OR FRACTURE ZONES **(attach supplemental sheets to fully describe all units)**	WATER BEARING? (YES / NO)	ESTIMATED YIELD FOR WATER-BEARING ZONES (gpm)
			See Attached	◯ Y ◯ N	
				◯ Y ◯ N	
				◯ Y ◯ N	
				◯ Y ◯ N	
				◯ Y ◯ N	
				◯ Y ◯ N	
				◯ Y ◯ N	
				◯ Y ◯ N	
				◯ Y ◯ N	
				◯ Y ◯ N	
				◯ Y ◯ N	
				◯ Y ◯ N	
				◯ Y ◯ N	
				◯ Y ◯ N	
				◯ Y ◯ N	
				◯ Y ◯ N	
				◯ Y ◯ N	
				◯ Y ◯ N	
				◯ Y ◯ N	
				◯ Y ◯ N	
				◯ Y ◯ N	
				◯ Y ◯ N	

METHOD USED TO ESTIMATE YIELD OF WATER-BEARING STRATA: ◯ PUMP ◯ AIR LIFT ◯ BAILER ◯ OTHER – SPECIFY:

TOTAL ESTIMATED WELL YIELD (gpm):

5. TEST; RIG SUPERVISION

WELL TEST: TEST RESULTS - ATTACH A COPY OF DATA COLLECTED DURING WELL TESTING, INCLUDING DISCHARGE METHOD, START TIME, END TIME, AND A TABLE SHOWING DISCHARGE AND DRAWDOWN OVER THE TESTING PERIOD.

MISCELLANEOUS INFORMATION:

PRINT NAME(S) OF DRILL RIG SUPERVISOR(S) THAT PROVIDED ONSITE SUPERVISION OF WELL CONSTRUCTION OTHER THAN LICENSEE:

Mark Green

6. SIGNATURE

THE UNDERSIGNED HEREBY CERTIFIES THAT, TO THE BEST OF HIS OR HER KNOWLEDGE AND BELIEF, THE FOREGOING IS A TRUE AND CORRECT RECORD OF THE ABOVE DESCRIBED HOLE AND THAT HE OR SHE WILL FILE THIS WELL RECORD WITH THE STATE ENGINEER AND THE PERMIT HOLDER WITHIN 20 DAYS AFTER COMPLETION OF WELL DRILLING:

Mark Green — SIGNATURE OF DRILLER / PRINT SIGNEE NAME

07/20/15 — DATE

FOR OSE INTERNAL USE

WR-20 WELL RECORD & LOG (Version 06/08/2012)

FILE NUMBER	POD NUMBER	TRN NUMBER
LOCATION		PAGE 2 OF 2

WELL RECORD & LOG

OFFICE OF THE STATE ENGINEER

www.ose.state.nm.us

1. GENERAL AND WELL LOCATION

OSE POD NUMBER (WELL NUMBER): Pod 302 KAFB 2902	OSE FILE NUMBER(S): RG-1579
WELL OWNER NAME(S): Kirtland AFB	PHONE (OPTIONAL):
WELL OWNER MAILING ADDRESS: 2050 Wyoming Blvd.,SE	CITY: Albuquerque STATE: NM ZIP: 87117

WELL LOCATION (FROM GPS)	DEGREES	MINUTES	SECONDS	
LATITUDE	34	58	36.55	N
LONGITUDE	106	28	33.32	W

* ACCURACY REQUIRED: ONE TENTH OF A SECOND
* DATUM REQUIRED: WGS 84

DESCRIPTION RELATING WELL LOCATION TO STREET ADDRESS AND COMMON LANDMARKS - PLSS (SECTION, TOWNSHIP, RANGE) WHERE AVAILABLE:

2. DRILLING & CASING INFORMATION

LICENSE NUMBER	NAME OF LICENSED DRILLER	NAME OF WELL DRILLING COMPANY
WD-1210	Bryan Nydoske	National EWP.

DRILLING STARTED	DRILLING ENDED	DEPTH OF COMPLETED WELL (FT)	BORE HOLE DEPTH (FT)	DEPTH WATER FIRST ENCOUNTERED (FT)
5-9-15	6-1-15	185	185	165.1

COMPLETED WELL IS: ( ) ARTESIAN ( ) DRY HOLE (•) SHALLOW (UNCONFINED)

STATIC WATER LEVEL IN COMPLETED WELL (FT): 165.1

DRILLING FLUID: (•) AIR ( ) MUD ADDITIVES - SPECIFY

DRILLING METHOD: ( ) ROTARY ( ) HAMMER ( ) CABLE TOOL ( ) OTHER - SPECIFY

DEPTH (feet bgl) FROM	TO	BORE HOLE DIAM (inches)	CASING MATERIAL AND/OR GRADE (include each casing string, and note sections of screen)	CASING CONNECTION TYPE	CASING INSIDE DIAM (inches)	CASING WALL THICKNESS (inches)	SLOT SIZE (inches)
0	160	10	PVC	Flush	4"	80	
160	180	8.5	PVC	Flush	4"	80	.020
180	185	8.5	PVC	Flush	4"	80	

3. ANNULAR MATERIAL

DEPTH (feet bgl) FROM	TO	BORE HOLE DIAM (inches)	LIST ANNULAR SEAL MATERIAL AND GRAVEL PACK SIZE-RANGE BY INTERVAL	AMOUNT (cubic feet)	METHOD OF PLACEMENT
0	50	10	Cement		Trimmie
50	152	10	High solids bentotinite grout		Trimmie
152	155	10	Chips		Trimmie
155	160	8.5	20/40 Sand		Trimmie
160	185	8.5	10/20 Sand		Trimmie

FOR OSE INTERNAL USE

WR-20 WELL RECORD & LOG (Version 06/08/2012)

FILE NUMBER	POD NUMBER	TRN NUMBER
LOCATION		PAGE 1 OF 2

4. HYDROGEOLOGIC LOG OF WELL

DEPTH (feet bgl) FROM	TO	THICKNESS (feet)	COLOR AND TYPE OF MATERIAL ENCOUNTERED - INCLUDE WATER-BEARING CAVITIES OR FRACTURE ZONES (attach supplemental sheets to fully describe all units)	WATER BEARING? (YES / NO)	ESTIMATED YIELD FOR WATER-BEARING ZONES (gpm)
			See Attached	◯ Y ◯ N	
				◯ Y ◯ N	
				◯ Y ◯ N	
				◯ Y ◯ N	
				◯ Y ◯ N	
				◯ Y ◯ N	
				◯ Y ◯ N	
				◯ Y ◯ N	
				◯ Y ◯ N	
				◯ Y ◯ N	
				◯ Y ◯ N	
				◯ Y ◯ N	
				◯ Y ◯ N	
				◯ Y ◯ N	
				◯ Y ◯ N	
				◯ Y ◯ N	
				◯ Y ◯ N	
				◯ Y ◯ N	
				◯ Y ◯ N	
				◯ Y ◯ N	
				◯ Y ◯ N	

METHOD USED TO ESTIMATE YIELD OF WATER-BEARING STRATA: ◯ PUMP ◯ AIR LIFT ◯ BAILER ◯ OTHER – SPECIFY:

TOTAL ESTIMATED WELL YIELD (gpm):

5. TEST; RIG SUPERVISION

WELL TEST: TEST RESULTS - ATTACH A COPY OF DATA COLLECTED DURING WELL TESTING, INCLUDING DISCHARGE METHOD, START TIME, END TIME, AND A TABLE SHOWING DISCHARGE AND DRAWDOWN OVER THE TESTING PERIOD.

MISCELLANEOUS INFORMATION:

PRINT NAME(S) OF DRILL RIG SUPERVISOR(S) THAT PROVIDED ONSITE SUPERVISION OF WELL CONSTRUCTION OTHER THAN LICENSEE:

Mark Green

6. SIGNATURE

THE UNDERSIGNED HEREBY CERTIFIES THAT, TO THE BEST OF HIS OR HER KNOWLEDGE AND BELIEF, THE FOREGOING IS A TRUE AND CORRECT RECORD OF THE ABOVE DESCRIBED HOLE AND THAT HE OR SHE WILL FILE THIS WELL RECORD WITH THE STATE ENGINEER AND THE PERMIT HOLDER WITHIN 20 DAYS AFTER COMPLETION OF WELL DRILLING:

Mark Green — SIGNATURE OF DRILLER / PRINT SIGNEE NAME

07/20/15 — DATE

FOR OSE INTERNAL USE

WR-20 WELL RECORD & LOG (Version 06/08/2012)

FILE NUMBER	POD NUMBER	TRN NUMBER
LOCATION		PAGE 2 OF 2

WELL RECORD & LOG

OFFICE OF THE STATE ENGINEER

www.ose.state.nm.us

1. GENERAL AND WELL LOCATION

OSE POD NUMBER (WELL NUMBER): Pod 303 KAFB 2903	OSE FILE NUMBER(S): RG-1579
WELL OWNER NAME(S): Kirtland AFB	PHONE (OPTIONAL):
WELL OWNER MAILING ADDRESS: 2050 Wyoming Blvd.,SE	CITY: Albuquerque STATE: NM ZIP: 87117

WELL LOCATION (FROM GPS)	DEGREES	MINUTES	SECONDS	
LATITUDE	34	58	39.23	N
LONGITUDE	106	28	39.56	W

* ACCURACY REQUIRED: ONE TENTH OF A SECOND
* DATUM REQUIRED: WGS 84

DESCRIPTION RELATING WELL LOCATION TO STREET ADDRESS AND COMMON LANDMARKS - PLSS (SECTION, TOWNSHIP, RANGE) WHERE AVAILABLE:

2. DRILLING & CASING INFORMATION

LICENSE NUMBER	NAME OF LICENSED DRILLER	NAME OF WELL DRILLING COMPANY
WD-1210	Bryan Nydoske	National EWP.

DRILLING STARTED	DRILLING ENDED	DEPTH OF COMPLETED WELL (FT)	BORE HOLE DEPTH (FT)	DEPTH WATER FIRST ENCOUNTERED (FT)
6-9-15	6-11-15	190	190	137.8

COMPLETED WELL IS: ( ) ARTESIAN ( ) DRY HOLE (•) SHALLOW (UNCONFINED)

STATIC WATER LEVEL IN COMPLETED WELL (FT): 137.8

DRILLING FLUID: (•) AIR ( ) MUD ADDITIVES - SPECIFY:

DRILLING METHOD: ( ) ROTARY ( ) HAMMER ( ) CABLE TOOL ( ) OTHER - SPECIFY:

DEPTH (feet bgl) FROM	TO	BORE HOLE DIAM (inches)	CASING MATERIAL AND/OR GRADE (include each casing string, and note sections of screen)	CASING CONNECTION TYPE	CASING INSIDE DIAM. (inches)	CASING WALL THICKNESS (inches)	SLOT SIZE (inches)
0	165	10	PVC	Flush	4"	80	
165	185	8.5	PVC	Flush	4"	80	.020
185	190	8.5	PVC	Flush	4"	80	

3. ANNULAR MATERIAL

DEPTH (feet bgl) FROM	TO	BORE HOLE DIAM. (inches)	LIST ANNULAR SEAL MATERIAL AND GRAVEL PACK SIZE-RANGE BY INTERVAL	AMOUNT (cubic feet)	METHOD OF PLACEMENT
0	50	10	Cement		Trimmie
50	143	10	High solids bentotinite grout		Trimmie
143	157	10	Chips		Trimmie
157	160	8.5	20/40 Sand		Trimmie
160	190	8.5	10/20 Sand		Trimmie

FOR OSE INTERNAL USE

WR-20 WELL RECORD & LOG (Version 06/08/2012)

FILE NUMBER	POD NUMBER	TRN NUMBER
LOCATION		PAGE 1 OF 2

4. HYDROGEOLOGIC LOG OF WELL

DEPTH (feet bgl) FROM	TO	THICKNESS (feet)	COLOR AND TYPE OF MATERIAL ENCOUNTERED - INCLUDE WATER-BEARING CAVITIES OR FRACTURE ZONES (attach supplemental sheets to fully describe all units)	WATER BEARING? (YES / NO)	ESTIMATED YIELD FOR WATER-BEARING ZONES (gpm)
			See Attached	◯ Y ◯ N	
				◯ Y ◯ N	
				◯ Y ◯ N	
				◯ Y ◯ N	
				◯ Y ◯ N	
				◯ Y ◯ N	
				◯ Y ◯ N	
				◯ Y ◯ N	
				◯ Y ◯ N	
				◯ Y ◯ N	
				◯ Y ◯ N	
				◯ Y ◯ N	
				◯ Y ◯ N	
				◯ Y ◯ N	
				◯ Y ◯ N	
				◯ Y ◯ N	
				◯ Y ◯ N	
				◯ Y ◯ N	
				◯ Y ◯ N	
				◯ Y ◯ N	
				◯ Y ◯ N	

METHOD USED TO ESTIMATE YIELD OF WATER-BEARING STRATA: ◯ PUMP ◯ AIR LIFT ◯ BAILER ◯ OTHER – SPECIFY:

TOTAL ESTIMATED WELL YIELD (gpm):

5. TEST; RIG SUPERVISION

WELL TEST: TEST RESULTS - ATTACH A COPY OF DATA COLLECTED DURING WELL TESTING, INCLUDING DISCHARGE METHOD, START TIME, END TIME, AND A TABLE SHOWING DISCHARGE AND DRAWDOWN OVER THE TESTING PERIOD.

MISCELLANEOUS INFORMATION:

PRINT NAME(S) OF DRILL RIG SUPERVISOR(S) THAT PROVIDED ONSITE SUPERVISION OF WELL CONSTRUCTION OTHER THAN LICENSEE:

Mark Green

6. SIGNATURE

THE UNDERSIGNED HEREBY CERTIFIES THAT, TO THE BEST OF HIS OR HER KNOWLEDGE AND BELIEF, THE FOREGOING IS A TRUE AND CORRECT RECORD OF THE ABOVE DESCRIBED HOLE AND THAT HE OR SHE WILL FILE THIS WELL RECORD WITH THE STATE ENGINEER AND THE PERMIT HOLDER WITHIN 20 DAYS AFTER COMPLETION OF WELL DRILLING:

Mark Green — SIGNATURE OF DRILLER / PRINT SIGNEE NAME

07/20/15 — DATE

FOR OSE INTERNAL USE

WR-20 WELL RECORD & LOG (Version 06/08/2012)

FILE NUMBER	POD NUMBER	TRN NUMBER
LOCATION		PAGE 2 OF 2

WELL RECORD & LOG

OFFICE OF THE STATE ENGINEER

www.ose.state.nm.us

1. GENERAL AND WELL LOCATION

OSE POD NUMBER (WELL NUMBER): Pod 304 KAFB 2904	OSE FILE NUMBER(S): RG-1579
WELL OWNER NAME(S): Kirtland AFB	PHONE (OPTIONAL):
WELL OWNER MAILING ADDRESS: 2050 Wyoming Blvd.,SE	CITY: Albuquerque STATE: NM ZIP: 87117

WELL LOCATION (FROM GPS)	DEGREES	MINUTES	SECONDS	
LATITUDE	34	58	37.30	N
LONGITUDE	106	28	30.03	W

* ACCURACY REQUIRED: ONE TENTH OF A SECOND
* DATUM REQUIRED: WGS 84

DESCRIPTION RELATING WELL LOCATION TO STREET ADDRESS AND COMMON LANDMARKS - PLSS (SECTION, TOWNSHIP, RANGE) WHERE AVAILABLE:

2. DRILLING & CASING INFORMATION

LICENSE NUMBER	NAME OF LICENSED DRILLER	NAME OF WELL DRILLING COMPANY
WD-1210	Bryan Nydoske	National EWP.

DRILLING STARTED	DRILLING ENDED	DEPTH OF COMPLETED WELL (FT)	BORE HOLE DEPTH (FT)	DEPTH WATER FIRST ENCOUNTERED (FT)
6-13-15	6-14-15	83	80	43.92

COMPLETED WELL IS: ( ) ARTESIAN ( ) DRY HOLE (•) SHALLOW (UNCONFINED)

STATIC WATER LEVEL IN COMPLETED WELL (FT): 43.92

DRILLING FLUID: (•) AIR ( ) MUD ADDITIVES - SPECIFY

DRILLING METHOD: ( ) ROTARY ( ) HAMMER ( ) CABLE TOOL ( ) OTHER - SPECIFY

DEPTH (feet bgl) FROM	TO	BORE HOLE DIAM (inches)	CASING MATERIAL AND/OR GRADE (include each casing string, and note sections of screen)	CASING CONNECTION TYPE	CASING INSIDE DIAM (inches)	CASING WALL THICKNESS (inches)	SLOT SIZE (inches)
0	58	10	PVC	Flush	4"	80	
58	78	8.5	PVC	Flush	4"	80	.020
78	83	8.5	PVC	Flush	4"	80	

3. ANNULAR MATERIAL

DEPTH (feet bgl) FROM	TO	BORE HOLE DIAM (inches)	LIST ANNULAR SEAL MATERIAL AND GRAVEL PACK SIZE-RANGE BY INTERVAL	AMOUNT (cubic feet)	METHOD OF PLACEMENT
0	40	10	Cement		Trimmie
40	50	10	Chips		Trimmie
50	53	10	20/40 Sand		Trimmie
53	83	8.5	10/20 Sand		Trimmie

FOR OSE INTERNAL USE

WR-20 WELL RECORD & LOG (Version 06/08/2012)

FILE NUMBER	POD NUMBER	TRN NUMBER
LOCATION		PAGE 1 OF 2

4. HYDROGEOLOGIC LOG OF WELL

DEPTH (feet bgl) FROM	DEPTH (feet bgl) TO	THICKNESS (feet)	COLOR AND TYPE OF MATERIAL ENCOUNTERED - INCLUDE WATER-BEARING CAVITIES OR FRACTURE ZONES (attach supplemental sheets to fully describe all units)	WATER BEARING? (YES / NO)	ESTIMATED YIELD FOR WATER-BEARING ZONES (gpm)
			See Attached	◯ Y ◯ N	
				◯ Y ◯ N	
				◯ Y ◯ N	
				◯ Y ◯ N	
				◯ Y ◯ N	
				◯ Y ◯ N	
				◯ Y ◯ N	
				◯ Y ◯ N	
				◯ Y ◯ N	
				◯ Y ◯ N	
				◯ Y ◯ N	
				◯ Y ◯ N	
				◯ Y ◯ N	
				◯ Y ◯ N	
				◯ Y ◯ N	
				◯ Y ◯ N	
				◯ Y ◯ N	
				◯ Y ◯ N	
				◯ Y ◯ N	
				◯ Y ◯ N	
				◯ Y ◯ N	
				◯ Y ◯ N	

METHOD USED TO ESTIMATE YIELD OF WATER-BEARING STRATA: ◯ PUMP ◯ AIR LIFT ◯ BAILER ◯ OTHER – SPECIFY:

TOTAL ESTIMATED WELL YIELD (gpm):

5. TEST; RIG SUPERVISION

WELL TEST: TEST RESULTS - ATTACH A COPY OF DATA COLLECTED DURING WELL TESTING, INCLUDING DISCHARGE METHOD, START TIME, END TIME, AND A TABLE SHOWING DISCHARGE AND DRAWDOWN OVER THE TESTING PERIOD.

MISCELLANEOUS INFORMATION:

PRINT NAME(S) OF DRILL RIG SUPERVISOR(S) THAT PROVIDED ONSITE SUPERVISION OF WELL CONSTRUCTION OTHER THAN LICENSEE:

Mark Green

6. SIGNATURE

THE UNDERSIGNED HEREBY CERTIFIES THAT, TO THE BEST OF HIS OR HER KNOWLEDGE AND BELIEF, THE FOREGOING IS A TRUE AND CORRECT RECORD OF THE ABOVE DESCRIBED HOLE AND THAT HE OR SHE WILL FILE THIS WELL RECORD WITH THE STATE ENGINEER AND THE PERMIT HOLDER WITHIN 20 DAYS AFTER COMPLETION OF WELL DRILLING:

Mark Green — SIGNATURE OF DRILLER / PRINT SIGNEE NAME

07/20/15 — DATE

FOR OSE INTERNAL USE

WR-20 WELL RECORD & LOG (Version 06/08/2012)

FILE NUMBER	POD NUMBER	TRN NUMBER
LOCATION		PAGE 2 OF 2

MONITORING WELL EXHIBIT
FOR WELL LOCATED WITHIN THE
OPEN BURN AND OPEN DETONATION UNITS

KIRTLAND AIRFORCE BASE ALBUQUERQUE, NEW MEXICO

JUNE, 2015

1: COORDINATES ARE BASED ON SURVEY OF OPEN BURN AND OPEN DETONATION UNITS PREPARED BY FRED SANCHEZ NMPS No. 4078 DATED AUGUST 13, 2012

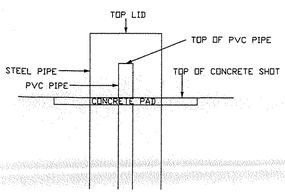

KAFB 2901 O
TOP OF PVC PIPE
X = 1573497.1303
Y = 1448298.8153
Z = 5839.0800
TOP OF LID
X = 1573497.1731
Y = 1448299.0493
Z = 5839.5248
TOP OF CONCRETE
X = 1573497.1535
Y = 1448299.2366
Z = 5836.7340

KAFB 2903
TOP OF PVC PIPE O
X = 1572775.2022
Y = 1447738.4407
Z = 5819.4592
TOP OF LID
X = 1572775.1814
Y = 1447738.6149
Z = 5819.7916
TOP OF CONCRETE
X = 1572775.0311
Y = 1447738.7200
Z = 5817.0271

KAFB 2902 O
TOP OF PVC PIPE
X = 1573223.5922
Y = 1447430.3656
Z = 5832.0974
TOP OF LID
X = 1573223.7014
Y = 1447430.4908
Z = 5832.4792
TOP OF CONCRETE
X = 1573223.4942
Y = 1447430.8624
Z = 5829.6939

KAFB 2904 O
TOP OF PVC PIPE
X = 1573588.9681
Y = 1447500.4740
Z = 5842.7227
TOP OF LID
X = 1573588.9934
Y = 1447500.6353
Z = 5843.2250
TOP OF CONCRETE
X = 1573588.7723
Y = 1447501.0854
Z = 5840.4286

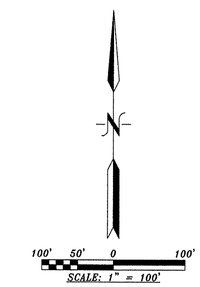

ANTHONY L. MARRS
STATE OF NEW MEXICO
#11463
REGISTERED PROFESSIONAL LAND SURVEYOR

Anthony L. Marrs 7-8-15

15-0356.DWG (JUNE, 2015)

Tabulated Survey Data for OD Unit Monitoring Wells

Grid to ground conversion factor 0.999636855

Top of PVC Casing Survey Data (Grid)			
MW	X	Y	Z
KAFB-2901	1572925.7227	1447772.8728	5839.0800
KAFB-2902	1572652.2839	1446904.7385	5832.0974
KAFB-2903	1572204.0567	1447212.7017	5819.4582
KAFB-2904	1573017.5271	1446974.8214	5842.7227
Top of PVC Casing Survey Data (Ground)			
MW	X	Y	Z
KAFB-2901	1573497.1303	1448298.8153	5839.0800
KAFB-2902	1573223.5922	1447430.3656	5832.0974
KAFB-2903	1572775.2022	1447738.4407	5819.4582
KAFB-2904	1573588.9681	1447500.4740	5842.7227

Ground/Concrete Survey Data (Grid)			
MW	X	Y	Z
KAFB-2901	1572925.7459	1447773.2940	5823.7340
KAFB-2902	1572652.1860	1446905.2351	5829.6939
KAFB-2903	1572203.8857	1447212.9809	5817.0271
KAFB-2904	1573017.3314	1446975.4326	5840.4286
Ground/Concrete Survey Data (Ground)			
MW	X	Y	Z
KAFB-2901	1573497.1535	1448299.2366	5823.7340
KAFB-2902	1573223.4942	1447430.8624	5829.6939
KAFB-2903	1572775.0311	1447738.7200	5817.0271
KAFB-2904	1573588.7723	1447501.0854	5840.4286

Note:
Grid coordinates are included on all soil boring logs, well completion diagrams, and well development logs.

PROJECT NUMBER	WELL ID
427917.01.05.04.02	KAFB-2901

GROUNDWATER SAMPLING FIELD DATA SHEET

PROJECT: OD Groundwater Investigation, Kirtland AFB LOCATION: Kirtland Air Force Base

WEATHER (wind/temp/ppt): Sunny, light breeze, 75 - 80 °F OTHER NOTABLE FIELD CONDITIONS:

INITIAL ORGANIC VAPOR METER READINGS: N/A

INITIAL DEPTH TO WATER: 125.96 TOTAL DEPTH OF WELL: 146 SCREENED INTERVAL: 121 - 141

PURGE VOLUME CALCULATION: 21.6 gallons

METHOD OF PURGING: submersible electric pump with dedicated tubing

DISPOSITION OF DISCHARGE WATER: contained in 35-gallon drum next to well

MONITORING EQUIPMENT USED: Horiba U-52 water quality meter

Well Purging Information

Date 9/1/2015 Time	Total volume (gals)	Temp (°C)	pH	Conductivity (mS/cm)	Turbidity (NTU)	DO (mg/L)	ORP (mV)	Remarks (color, odor, sheen, sediment, etc.)
1008	4	17.58	6.43	2.13	53.3	6.5	232	WL = 127.71
Water level dropped. May pump dry and return to sample.								
1018	8	18.05	6.43	2.14	47.8	6.65	212	
1020	10	18.22	6.45	2.14	40.7	6.44	209	
1023	12	17.97	6.49	2.14	43.5	5.78	210	
1026	14	17.8	6.5	2.14	46.9	5.58	209	WL = 131.9
1029	16	17.84	6.49	2.14	48.3	5.47	208	
1032	18	17.87	6.51	2.13	54.8	5.36	209	
1035	20	17.91	6.53	2.13	57.3	5.49	208	
1038	22	17.95	6.52	2.13	59.7	5.35	204	
1041	24	17.89	6.52	2.13	61.2	5.37	202	
1044	26	17.91	6.52	2.13	56.6	5.27	201	Sample

Sample Information

SAMPLE DATE: 9/1/2015 SAMPLE TYPE: grab SAMPLE MATRIX: GW

SAMPLING PERSONNEL: Todd Arrowood SPLIT SAMPLES OBTAINED BY: None

SAMPLING METHOD: Grab SAMPLE TEMP/pH/EC/TURB/DO: See measurements above

SAMPLE ID(s): OT-29-GW-2901-01092015 DUPLICATE/BLANK SAMPLE ID(s): Trip blank

NOTABLE OBSERVATIONS (color, odor, sand, headspace, etc.):

Sample ID	Sample Time	Sample Containers No./Volume/Type	Preservatives (ice, acids,)	Analytical Method	Laboratory	
OT-29-GW-2901-01092015	1045	see COC	various	numerous	TA-SAC	

Initials of sampling personnel TA

PROJECT NUMBER	WELL ID
427917.01.05.04.02	KAFB-2902

GROUNDWATER SAMPLING FIELD DATA SHEET

PROJECT: OD Groundwater Investigation, Kirtland AFB LOCATION: Kirtland Air Force Base

WEATHER (wind/temp/ppt): Sunny, light breeze, 75 - 80 °F OTHER NOTABLE FIELD CONDITIONS:

INITIAL ORGANIC VAPOR METER READINGS: N/A

INITIAL DEPTH TO WATER: 167.71 TOTAL DEPTH OF WELL: 185 SCREENED INTERVAL: 160 - 180

PURGE VOLUME CALCULATION: 17.7 gallons

METHOD OF PURGING: submersible electric pump with dedicated tubing

DISPOSITION OF DISCHARGE WATER: contained in 35-gallon drum next to well

MONITORING EQUIPMENT USED: Horiba U-52 water quality meter

Well Purging Information

Date 9/1/2015 Time	Total volume (gals)	Temp (°C)	pH	Conductivity (mS/cm)	Turbidity (NTU)	DO (mg/L)	ORP (mV)	Remarks (color, odor, sheen, sediment, etc.)
1158	0	Start Pump						
1219	7	18.55	6.90	2.08	130.4	6.20	219	WL = 167.76
1222	9.5	18.66	6.88	2.08	837	6.03	227	
1225	11.5	19.03	6.87	2.09	737	5.86	226	
1228	12.5	19.08	6.86	2.09	782	5.83	227	
1231	13.5	19.10	6.87	2.09	871	5.85	227	

Sample Information

SAMPLE DATE: 9/1/2015 SAMPLE TYPE: grab SAMPLE MATRIX: GW

SAMPLING PERSONNEL: Todd Arrowood SPLIT SAMPLES OBTAINED BY: None

SAMPLING METHOD: Grab SAMPLE TEMP/pH/EC/TURB/DO: See measurements above

SAMPLE ID(s): OT-29-GW-2902-01092015 DUPLICATE/BLANK SAMPLE ID(s):

NOTABLE OBSERVATIONS (color, odor, sand, headspace, etc.):

Sample ID	Sample Time	Sample Containers No./Volume/Type	Preservatives (ice, acids,)	Analytical Method	Laboratory	
OT-29-GW-2902-01092015	1235	see COC	various	numerous	TA-SAC	

Initials of sampling personnel TA

PROJECT NUMBER	WELL ID
427917.01.05.04.02	KAFB-2903

GROUNDWATER SAMPLING FIELD DATA SHEET

PROJECT: OD Groundwater Investigation, Kirtland AFB LOCATION: Kirtland Air Force Base

WEATHER (wind/temp/ppt): Sunny, light breeze, 75 - 80 °F OTHER NOTABLE FIELD CONDITIONS:

INITIAL ORGANIC VAPOR METER READINGS: N/A

INITIAL DEPTH TO WATER: 140.4 TOTAL DEPTH OF WELL: 190 SCREENED INTERVAL: 165 - 185

PURGE VOLUME CALCULATION: 40.6 gallons

METHOD OF PURGING: submersible electric pump with dedicated tubing

DISPOSITION OF DISCHARGE WATER: contained in 35-gallon drum next to well

MONITORING EQUIPMENT USED: Horiba U-52 water quality meter

Well Purging Information

Date 9/2/2015 Time	Total volume (gals)	Temp (°C)	pH	Conductivity (mS/cm)	Turbidity (NTU)	DO (mg/L)	ORP (mV)	Remarks (color, odor, sheen, sediment, etc.)
1010	0	Start Pump						
1025	8	18.39	6.47	1.99	404	8.33	245	
1035	13	18.65	6.48	1.99	168	6.66	243	
1100	25	18.19	6.48	1.98	33.6	6.96	237	
1120	35	18.08	6.48	1.98	8.9	7.01	229	
1125	37	18.03	6.49	1.97	6.3	7.06	227	
1130	39	18.10	6.49	1.97	5.3	7.02	224	
1135	41	18.18	6.49	1.96	5.1	7.00	222	

Sample Information

SAMPLE DATE: 9/2/2015 SAMPLE TYPE: grab SAMPLE MATRIX: GW

SAMPLING PERSONNEL: Todd Arrowood SPLIT SAMPLES OBTAINED BY: None

SAMPLING METHOD: Grab SAMPLE TEMP/pH/EC/TURB/DO: See measurements above

SAMPLE ID(s): OT-29-GW-2903-02092015 DUPLICATE/BLANK SAMPLE ID(s): MS/MSD

NOTABLE OBSERVATIONS (color, odor, sand, headspace, etc.):

Sample ID	Sample Time	Sample Containers No./Volume/Type	Preservatives (ice, acids,)	Analytical Method	Laboratory	
OT-29-GW-2903-02092015	1145	see COC	various	numerous	TA-SAC	
MS/MSD						

Initials of sampling personnel TA

PROJECT NUMBER	WELL ID
427917.01.05.04.02	KAFB-2904

GROUNDWATER SAMPLING FIELD DATA SHEET

PROJECT: OD Groundwater Investigation, Kirtland AFB LOCATION: Kirtland Air Force Base

WEATHER (wind/temp/ppt): Sunny, light breeze, 75 - 80 °F OTHER NOTABLE FIELD CONDITIONS:

INITIAL ORGANIC VAPOR METER READINGS: N/A

INITIAL DEPTH TO WATER: 46.31 TOTAL DEPTH OF WELL: 83 SCREENED INTERVAL: 58 - 78

PURGE VOLUME CALCULATION: 36.4 gallons

METHOD OF PURGING: submersible electric pump with dedicated tubing

DISPOSITION OF DISCHARGE WATER: contained in 35-gallon drum next to well

MONITORING EQUIPMENT USED: Horiba U-52 water quality meter

Well Purging Information

Date 9/1/2015 Time	Total volume (gals)	Temp (°C)	pH	Conductivity (mS/cm)	Turbidity (NTU)	DO (mg/L)	ORP (mV)	Remarks (color, odor, sheen, sediment, etc.)
1320	0	Start Pump						Start pumping ~1.0 gpm
1340	10	16.63	6.30	2.30	66.0	4.99	224	
1345	17	16.54	6.33	2.24	18.9	3.16	221	
1350	24	16.52	6.31	2.23	10.3	2.84	220	
1355	31	16.54	6.33	2.20	0.0	2.91	218	
1400	38	16.53	6.34	2.19	0.0	2.93	218	Sample

Sample Information

SAMPLE DATE: 9/1/2015 SAMPLE TYPE: grab SAMPLE MATRIX: GW

SAMPLING PERSONNEL: Todd Arrowood SPLIT SAMPLES OBTAINED BY: None

SAMPLING METHOD: Grab SAMPLE TEMP/pH/EC/TURB/DO: See measurements above

SAMPLE ID(s): OT-29-GW-2904-01092015 DUPLICATE/BLANK SAMPLE ID(s): FD

NOTABLE OBSERVATIONS (color, odor, sand, headspace, etc.):

Sample ID	Sample Time	Sample Containers No./Volume/Type	Preservatives (ice, acids,)	Analytical Method	Laboratory	
OT-29-GW-2904-01092015	1415	see COC	various	numerous	TA-SAC	
OT-29-FD-2904-01092015	1515					

Initials of sampling personnel _____

PROJECT NUMBER	WELL ID
427917.01.05.04.02	KAFB-2901

GROUNDWATER SAMPLING FIELD DATA SHEET

PROJECT: OD Groundwater Investigation, Kirtland AFB LOCATION: Kirtland Air Force Base

WEATHER (wind/temp/ppt): cool, 39's, winds 10-15mph, clear OTHER NOTABLE FIELD CONDITIONS:

INITIAL ORGANIC VAPOR METER READINGS: N/A

INITIAL DEPTH TO WATER: 126.03 TOTAL DEPTH OF WELL: 146 SCREENED INTERVAL: 121 - 141

PURGE VOLUME CALCULATION: 25.1 gallons

METHOD OF PURGING: submersible electric pump with dedicated tubing

DISPOSITION OF DISCHARGE WATER: contained in drum next to well

MONITORING EQUIPMENT USED: Horiba U-52 water quality meter

Well Purging Information

Date 12/1/2015 Time	Total volume (gals)	Temp (°C)	pH	Conductivity (mS/cm)	Turbidity (NTU)	DO (mg/L)	ORP (mV)	Remarks (color, odor, sheen, sediment, etc.)
1157	pump on							
1200		14.58	6.36	2.040	8.2	4.92	170	
1203		18.12	6.34	2.030	13.6	4.49	168	
1206	15	18.34	6.34	2.030	12.5	4.49	167	
1209		17.77	6.35	2.010	9.8	4.30	169	
1212		16.85	6.35	2.030	5.5	4.25	173	
1215	25	16.72	6.34	2.040	2.9	4.17	177	DTW: 129.24

Sample Information

SAMPLE DATE: 12/1/2015 SAMPLE TYPE: grab SAMPLE MATRIX: GW

SAMPLING PERSONNEL: Todd Arrowood SPLIT SAMPLES OBTAINED BY: None

SAMPLING METHOD: Grab SAMPLE TEMP/pH/EC/TURB/DO: See measurements above

SAMPLE ID(s): OT29-GW-2901-01122015 DUPLICATE/BLANK SAMPLE ID(s): Trip blank

NOTABLE OBSERVATIONS (color, odor, sand, headspace, etc.):

Sample ID	Sample Time	Sample Containers No./Volume/Type	Preservatives (ice, acids,)	Analytical Method	Laboratory	
OT29-GW-2901-01122015	1218	see COC	various	numerous	TA-SAC	

Initials of sampling personnel TA

PROJECT NUMBER	WELL ID
427917.01.05.04.02	KAFB-2902

GROUNDWATER SAMPLING FIELD DATA SHEET

PROJECT: OD Groundwater Investigation, Kirtland AFB LOCATION: Kirtland Air Force Base

WEATHER (wind/temp/ppt): clear skies, 40'2 OTHER NOTABLE FIELD CONDITIONS:

INITIAL ORGANIC VAPOR METER READINGS: N/A

INITIAL DEPTH TO WATER: 167.50 TOTAL DEPTH OF WELL: 185 SCREENED INTERVAL: 160 - 180

PURGE VOLUME CALCULATION: 21.4 gallons

METHOD OF PURGING: submersible electric pump with dedicated tubing

DISPOSITION OF DISCHARGE WATER: contained in drum next to well

MONITORING EQUIPMENT USED: Horiba U-52 water quality meter

Well Purging Information

Date 12/2/2015 Time	Total volume (gals)	Temp (°C)	pH	Conductivity (mS/cm)	Turbidity (NTU)	DO (mg/L)	ORP (mV)	Remarks (color, odor, sheen, sediment, etc.)
1100	pump on							
1105		18.89	6.56	2.00	73.3	9.39	112	
1110		19.05	6.57	2.02	23.3	8.97	110	
1115	15	19.06	6.57	2.03	17.3	8.99	112	
1120		19.01	6.57	2.04	11.8	8.82	114	
1125		18.97	6.56	2.04	8.9	8.73	117	
1128	25	19.01	6.55	2.04	7.0	8.81	117	

Sample Information

SAMPLE DATE: 12/2/2015 SAMPLE TYPE: grab SAMPLE MATRIX: GW

SAMPLING PERSONNEL: Todd Arrowood SPLIT SAMPLES OBTAINED BY: None

SAMPLING METHOD: Grab SAMPLE TEMP/pH/EC/TURB/DO: See measurements above

SAMPLE ID(s): OT29-GW-2902-02122015 DUPLICATE/BLANK SAMPLE ID(s): OT29-EB01-02122015 - pump blank

NOTABLE OBSERVATIONS (color, odor, sand, headspace, etc.):

Sample ID	Sample Time	Sample Containers No./Volume/Type	Preservatives (ice, acids,)	Analytical Method	Laboratory	
OT29-GW-2902-02122015	11:30	see COC	various	numerous	TA-SAC	
OT29-EB01-02122015	13:15	see COC	various	numerous	TA-SAC	

Initials of sampling personnel TA

PROJECT NUMBER	WELL ID
427917.01.05.04.02	KAFB-2903

GROUNDWATER SAMPLING FIELD DATA SHEET

PROJECT: OD Groundwater Investigation, Kirtland AFB LOCATION: Kirtland Air Force Base

WEATHER (wind/temp/ppt): 40's, clear skies, 10-15 mph wind OTHER NOTABLE FIELD CONDITIONS:

INITIAL ORGANIC VAPOR METER READINGS: N/A

INITIAL DEPTH TO WATER: 140.53 TOTAL DEPTH OF WELL: 190 SCREENED INTERVAL: 165 - 185

PURGE VOLUME CALCULATION: 46.6 gallons

METHOD OF PURGING: submersible electric pump with dedicated tubing

DISPOSITION OF DISCHARGE WATER: contained in drum next to well

MONITORING EQUIPMENT USED: Horiba U-52 water quality meter

Well Purging Information

Date 12/1/2015 Time	Total volume (gals)	Temp (°C)	pH	Conductivity (mS/cm)	Turbidity (NTU)	DO (mg/L)	ORP (mV)	Remarks (color, odor, sheen, sediment, etc.)
1415	pump on							
1420		16.95	6.52	1.92	14.5	9.36	146	
1425		17.77	6.54	1.91	16.4	7.81	142	
1430		17.88	6.54	1.91	13.7	7.63	142	
1435	20	17.89	6.54	1.91	6.9	7.40	142	
1440		17.80	6.55	1.91	1.4	7.52	142	
1445		17.84	6.55	1.91	0.0	7.29	141	
1450		17.84	6.55	1.91	0.0	7.16	142	
1455		17.80	6.55	1.91	0.0	7.86	141	
1500	45	17.82	6.57	1.91	0.0	7.59	139	

Sample Information

SAMPLE DATE: 12/1/2015 SAMPLE TYPE: grab SAMPLE MATRIX: GW

SAMPLING PERSONNEL: Todd Arrowood SPLIT SAMPLES OBTAINED BY: None

SAMPLING METHOD: Grab SAMPLE TEMP/pH/EC/TURB/DO: See measurements above

SAMPLE ID(s): OT29GW-2903-01122015 DUPLICATE/BLANK SAMPLE ID(s): Trip blank, MS/MSD

NOTABLE OBSERVATIONS (color, odor, sand, headspace, etc.):

Sample ID	Sample Time	Sample Containers No./Volume/Type	Preservatives (ice, acids,)	Analytical Method	Laboratory	
OT29-GW-2903-01122015	15:10	see COC	various	numerous	TA-SAC	
OT29-GW-2903-01122015-MS	same	see COC	various	numerous	TA-SAC	
OT29-GW-2903-01122015-MSD	same	see COC	various	numerous	TA-SAC	

Initials of sampling personnel TA

PROJECT NUMBER	WELL ID
427917.01.05.04.02	KAFB-2904

GROUNDWATER SAMPLING FIELD DATA SHEET

PROJECT: OD Groundwater Investigation, Kirtland AFB LOCATION: Kirtland Air Force Base

WEATHER (wind/temp/ppt): clear, calm, 30's OTHER NOTABLE FIELD CONDITIONS:

INITIAL ORGANIC VAPOR METER READINGS: N/A

INITIAL DEPTH TO WATER: 46.31 TOTAL DEPTH OF WELL: 83 SCREENED INTERVAL: 58 - 78

PURGE VOLUME CALCULATION: 37.9 gallons

METHOD OF PURGING: submersible electric pump with dedicated tubing

DISPOSITION OF DISCHARGE WATER: contained in drum next to well

MONITORING EQUIPMENT USED: Horiba U-52 water quality meter

Well Purging Information

Date 12/2/2015 Time	Total volume (gals)	Temp (°C)	pH	Conductivity (mS/cm)	Turbidity (NTU)	DO (mg/L)	ORP (mV)	Remarks (color, odor, sheen, sediment, etc.)
0845	pump on							
0850		15.88	6.05	2.230	43.6	3.0	189	
0855		16.22	6.08	2.190	43.5	2.09	180	
0900		16.35	6.09	2.160	32.3	1.9	174	
0905	20	16.39	6.13	2.120	23.5	1.82	169	
0910		16.34	6.16	2.100	12.5	1.91	165	
0915		16.45	6.17	2.090	10.9	2.12	163	
0920		16.42	6.18	2.070	7.1	2.35	161	
0925	39	16.49	6.22	2.040	2.50	2.51	158	

Sample Information

SAMPLE DATE: 12/2/2015 SAMPLE TYPE: grab SAMPLE MATRIX: GW

SAMPLING PERSONNEL: Todd Arrowood SPLIT SAMPLES OBTAINED BY: None

SAMPLING METHOD: Grab SAMPLE TEMP/pH/EC/TURB/DO: See last measurements above

SAMPLE ID(s): OT29-GW-2904-02122015 DUPLICATE/BLANK SAMPLE ID(s): OT29-FD-2904-02122015

NOTABLE OBSERVATIONS (color, odor, sand, headspace, etc.):

Sample ID	Sample Time	Sample Containers No./Volume/Type	Preservatives (ice, acids,)	Analytical Method	Laboratory	
OT29-GW-2904-02122015	9:30	see COC	various	numerous	TA-SAC	
OT29-FD-2904-02122015	10:30	see COC	various	numerous	TA-SAC	
OT29-EB01-02122015	13:15	see COC	various	numerous	TA-SAC	

Initials of sampling personnel TA

PROJECT NUMBER	WELL ID
427917.01.05.04.04	KAFB-2901

GROUNDWATER SAMPLING FIELD DATA SHEET

PROJECT: OD Groundwater Investigation, Kirtland AFB LOCATION: Kirtland Air Force Base

WEATHER (wind/temp/ppt): 30's F, windy OTHER NOTABLE FIELD CONDITIONS:

INITIAL ORGANIC VAPOR METER READINGS: N/A

INITIAL DEPTH TO WATER: 125.98 TOTAL DEPTH OF WELL: 146 SCREENED INTERVAL: 121 - 141

PURGE VOLUME CALCULATION: ~25 gal

METHOD OF PURGING: submersible electric pump with dedicated tubing

DISPOSITION OF DISCHARGE WATER: contained in 35-gallon drum next to well

MONITORING EQUIPMENT USED: Horiba U-52 water quality meter

Well Purging Information

Date 2/2/2016 Time	Total volume (gals)	Temp (°C)	pH	Conductivity (mS/cm)	Turbidity (NTU)	DO (mg/L)	ORP (mV)	Remarks (color, odor, sheen, sediment, etc.)
1115	start	purge	-	-	-	-	-	DTW
1118	6	17.42	6.16	2.03	0.0	6.69	151	130.30
1121	10	17.72	6.30	2.03	14.1	6.55	144	131.59
1124	15	17.69	6.45	2.04	0.0	6.61	143	132.85
1128	20	17.62	6.42	2.03	56.8	6.36	145	135.15
1131	25	17.76	6.42	2.02	268.0	5.93	141	137.55
1135	30	17.78	6.43	2.02	135.0	5.39	140	139.65
1138	35	17.89	6.48	2.03	391.0	5.77	137	141.70
sample								
1445		11.75	6.72	2.15	28.3	7.46	180	127.65

Sample Information

SAMPLE DATE: 2/2/2016 SAMPLE TYPE: grab SAMPLE MATRIX: GW

SAMPLING PERSONNEL: W. Kite, T. Arrowood SPLIT SAMPLES OBTAINED BY: None

SAMPLING METHOD: Grab SAMPLE TEMP/pH/EC/TURB/DO: See measurements above

SAMPLE ID(s): OT-29-GW-2901-02022016 DUPLICATE/BLANK SAMPLE ID(s): Trip blank

NOTABLE OBSERVATIONS (color, odor, sand, headspace, etc.):

Sample ID	Sample Time	Sample Containers No./Volume/Type	Preservatives (ice, acids,)	Analytical Method	Laboratory	
OT-29-GW-2901-02022016	1445	see COC	various	numerous	TA-SAC	

Initials of sampling personnel WK, TA

PROJECT NUMBER	WELL ID
427917.01.05.04.04	KAFB-2902

GROUNDWATER SAMPLING FIELD DATA SHEET

PROJECT: OD Groundwater Investigation, Kirtland AFB LOCATION: Kirtland Air Force Base

WEATHER (wind/temp/ppt): 30's F, sunny OTHER NOTABLE FIELD CONDITIONS:

INITIAL ORGANIC VAPOR METER READINGS: N/A

INITIAL DEPTH TO WATER: 168.18 TOTAL DEPTH OF WELL: 185 SCREENED INTERVAL: 160 - 180

PURGE VOLUME CALCULATION: 21.4 gal

METHOD OF PURGING: submersible electric pump with dedicated tubing

DISPOSITION OF DISCHARGE WATER: contained in 35-gallon drum next to well

MONITORING EQUIPMENT USED: Horiba U-52 water quality meter

Well Purging Information

Date 2/3/2016 Time	Total volume (gals)	Temp (°C)	pH	Conductivity (mS/cm)	Turbidity (NTU)	DO (mg/L)	ORP (mV)	Remarks (color, odor, sheen, sediment, etc.)
0905	start	pumping	-	-	-	-	-	DTW
0910	7	17.44	6.70	1.93	0.0	7.87	80	168.38
0915	12	17.58	6.75	1.95	0.0	7.66	89	168.34 - slowed purge rate
0920	16	18.09	6.75	1.96	0.0	7.52	95	168.33
0925	20	18.16	6.74	1.96	0.0	7.39	99	168.33
0930	24	18.26	6.73	1.96	0.0	7.22	102	168.33
0935	28	18.26	6.72	1.96	0.0	7.21	103	168.33

Sample Information

SAMPLE DATE: 2/3/2016 SAMPLE TYPE: grab SAMPLE MATRIX: GW

SAMPLING PERSONNEL: T. Arrowood, W. Kite SPLIT SAMPLES OBTAINED BY: None

SAMPLING METHOD: Grab SAMPLE TEMP/pH/EC/TURB/DO: See measurements above

SAMPLE ID(s): OT-29-GW-2902-03022016 DUPLICATE/BLANK SAMPLE ID(s):

NOTABLE OBSERVATIONS (color, odor, sand, headspace, etc.):

Sample ID	Sample Time	Sample Containers No./Volume/Type	Preservatives (ice, acids,)	Analytical Method	Laboratory	
OT-29-GW-2902-03022016	0935	see COC	various	numerous	TA-SAC	

Initials of sampling personnel TA, WK

PROJECT NUMBER	WELL ID
427917.01.05.04.04	KAFB-2903

GROUNDWATER SAMPLING FIELD DATA SHEET

PROJECT: OD Groundwater Investigation, Kirtland AFB LOCATION: Kirtland Air Force Base

WEATHER (wind/temp/ppt): 30's F, sunny, 5-10 mph winds OTHER NOTABLE FIELD CONDITIONS:

INITIAL ORGANIC VAPOR METER READINGS: N/A

INITIAL DEPTH TO WATER: 140.71 TOTAL DEPTH OF WELL: 190 SCREENED INTERVAL: 165 - 185

PURGE VOLUME CALCULATION:

METHOD OF PURGING: submersible electric pump with dedicated tubing

DISPOSITION OF DISCHARGE WATER: contained in 35-gallon drum next to well

MONITORING EQUIPMENT USED: Horiba U-52 water quality meter

Well Purging Information

Date 2/3/2016 Time	Total volume (gals)	Temp (°C)	pH	Conductivity (mS/cm)	Turbidity (NTU)	DO (mg/L)	ORP (mV)	Remarks (color, odor, sheen, sediment, etc.)
1108	start	pump	-	-	-	-	-	DTW
1110	3	17.15	6.77	1.88	0.0			140.79
1115	11	17.54	6.73	1.87	0.0			140.80
1120	15	17.90	6.71	1.87	0.0			140.79
1125	23	17.59	6.75	1.87	0.0			140.80
1130	30	17.78	6.73	1.87	0.0			140.80
1135	35	18.19	6.76	1.87	0.0			generator ran out of gas
1237	begin	pumping	again	-	-	-	-	140.78
1240	38	17.47	6.78	1.89	0.0			140.80
1243	39	17.68	6.78	1.890	0.00			140.80
1246	40	17.65	6.78	1.89	0.00			140.80
1249	41	17.66	6.78	1.89	0.00			140.80
1252	45	17.65	6.79	1.89	0.00			140.80
1255	50	17.64	6.79	1.89	0.00			140.80

Sample Information

SAMPLE DATE: 2/3/2016 SAMPLE TYPE: grab SAMPLE MATRIX: GW

SAMPLING PERSONNEL: T. Arrowood, W. Kite SPLIT SAMPLES OBTAINED BY: None

SAMPLING METHOD: Grab SAMPLE TEMP/pH/EC/TURB/DO: See measurements above

SAMPLE ID(s): OT-29-GW-2903-03022016 DUPLICATE/BLANK SAMPLE ID(s): MS/MSD

NOTABLE OBSERVATIONS (color, odor, sand, headspace, etc.):

Sample ID	Sample Time	Sample Containers No./Volume/Type	Preservatives (ice, acids,)	Analytical Method	Laboratory	
OT-29-GW-2903-03022016	1255	see COC	various	numerous	TA-SAC	
OT-29-GW-2903-03022016MS	1255					
OT-29-GW-2903-03022016MSD	1255					
OT-29-GW-EB01-03022016	1400					

Initials of sampling personnel TA, WK

PROJECT NUMBER	WELL ID
427917.01.05.04.04	KAFB-2904

GROUNDWATER SAMPLING FIELD DATA SHEET

PROJECT: OD Groundwater Investigation, Kirtland AFB LOCATION: Kirtland Air Force Base

WEATHER (wind/temp/ppt): 30's F, windy OTHER NOTABLE FIELD CONDITIONS:

INITIAL ORGANIC VAPOR METER READINGS: N/A

INITIAL DEPTH TO WATER: 46.32 TOTAL DEPTH OF WELL: 83 SCREENED INTERVAL: 58 - 78

PURGE VOLUME CALCULATION:

METHOD OF PURGING: submersible electric pump with dedicated tubing

DISPOSITION OF DISCHARGE WATER: contained in 35-gallon drum next to well

MONITORING EQUIPMENT USED: Horiba U-52 water quality meter

Well Purging Information

Date 2/2/2016 Time	Total volume (gals)	Temp (°C)	pH	Conductivity (mS/cm)	Turbidity (NTU)	DO (mg/L)	ORP (mV)	Remarks (color, odor, sheen, sediment, etc.)
1221	start	purge	-	-	-	-	-	DTW
1225	4.5	16.09	6.22	2.25	0.0	4.65	153	46.69
1230	8.0	16.35	6.25	2.20	0.0	2.46	147	46.69
1235	11.5	16.42	6.31	2.16	0.0	2.08	145	46.70
1240	15.0	16.38	6.37	2.12	0.0	2.10	145	46.71
1245	16.5	16.42	6.39	2.10	0.0	2.37	148	46.71
1250	22.0	16.39	6.39	2.09	0.0	2.74	150	46.71
1255	27.0	16.44	6.41	2.07	0.0	2.83	153	46.71
1300	32.0	16.37	6.40	2.07	0.0	2.92	155	46.70
1305	37.0	16.41	6.41	2.07	0.0	3.03	157	46.70

Sample Information

SAMPLE DATE: 2/2/2016 SAMPLE TYPE: grab SAMPLE MATRIX: GW

SAMPLING PERSONNEL: SPLIT SAMPLES OBTAINED BY: None

SAMPLING METHOD: Grab SAMPLE TEMP/pH/EC/TURB/DO: See measurements above

SAMPLE ID(s): OT-29-GW-2904-02022016 DUPLICATE/BLANK SAMPLE ID(s): OT-29-FD-2904-02022016

NOTABLE OBSERVATIONS (color, odor, sand, headspace, etc.):

Sample ID	Sample Time	Sample Containers No./Volume/Type	Preservatives (ice, acids,)	Analytical Method	Laboratory	
OT-29-GW-2904-02022016	1305	see COC	various	numerous	TA-SAC	
OT-29-FD-2904-02022016	1405					

Initials of sampling personnel WK, TA

APPENDIX B

All Analytes for Groundwater Samples, June 2015 through February 2016

Analytical Results for Groundwater Samples for the Open Detonation Unit, Kirtland Air Force Base, June 2015-February 2016 (Page 1 of 11)

Analyte	NMED Calculated Background Values (Jan 1995)[a]	DOE Suggested Maximum Background Values (Dec 1997)[b]	New Mexico Groundwater Quality Standards[c]	EPA Maximum Contaminant Levels/ Secondary Contaminant Levels[d]									
				Location	**KAFB-2901**				**KAFB-2902**				
				Sample Identification	OT-29-GW-2901-JUNE2015	OT29-GW-2901-01092015	OT29-GW-2901-01122015	OT29-GW-2901-02022016	OT-29-GW-2902-JUNE2015	OT-29-FD-2902-JUNE2015	OT29-GW-2902-01092015	OT29-GW-2902-02122015	OT29-GW-2902-03022016
				Sample Type	N	N	N	N	N	FD	N	N	N
				Sample Depth	121-141(ft)	121-141(ft)	121-141(ft)	121-141(ft)	160-180(ft)	160-180(ft)	160-180(ft)	160-180(ft)	160-180(ft)
				Sample Date	06/29/15	09/01/15	12/01/15	02/02/16	06/22/15	06/22/15	09/01/15	12/02/15	02/03/16
Alkalinity by Method A2320 (mg/L)													
Alkalinity	2217	--	--	--	720	720	750	678	750	750	720	750	710
Bicarbonate Alkalinity	--	--	--	--	720	720	750	678	750	750	720	750	710
Carbonate Alkalinity	--	--	--	--	3.2 U	5 U	5 U	1.7 U	3.2 U	3.2 U	5 U	5 U	1.7 U
Hydroxide Alkalinity	--	--	--	--	3.2 U	5 U	5 U	1.7 U	3.2 U	3.2 U	5 U	5 U	1.7 U
Ammonia by Method E350.1 (mg/L)													
Ammonia as N	--	--	--	--	0.05 U	0.05 U	0.05 U	0.05 U	0.05 U	0.046 J	0.05 U	0.05 U	0.05 U
White Phosphorus by Method EPA 7580 (µg/L)													
White Phosphorus	--	--	--	--	0.05 UJ	0.05 UJ	0.05 U	0.05 U	0.05 U	0.05 U	0.05 UJ	0.05 U	0.05 U
Total Dissolved Solids by Method SM2540C (mg/L)													
Total Dissolved Solids	2250	--	1000	--	**1300**	**1300**	**1300**	**1300**	**1300**	**1300**	**1300**	**1100**	**1300**
Metals by Method SW6010B/SW6020 (mg/L)													
Boron	1.18	--	0.75	--	0.42	0.44	0.49	0.51	0.39	0.41	0.35	0.46	0.42
Calcium	270	--	--	--	220	230	240	250	250	260	240	210	260
Iron	18.7	--	1	0.3	**7**	**1.1**	0.39	**1.4**	0.26 J	0.81 J	**5.3**	0.074 J	0.18
Magnesium	106	--	--	--	43	42	45	47	55	59	53	40	57
Sodium	500	--	--	--	160	160	160	170	150	160	140	170	150
Antimony	--	0.006	--	0.006	0.004 U	0.004 U	0.004 U	0.004 U	0.004 U	0.004 U	0.004 U	0.004 U	0.004 U
Arsenic	--	0.014	0.1	0.01	0.062	0.0074	0.0017 J	0.0079	0.003 U	0.003 U	0.0045 J	0.003 U	0.003 U
Barium	0.2	0.12	1	2	0.077	0.068	0.058	0.058	0.1	0.1	0.11	0.077	0.076
Beryllium	--	0.004	--	0.004	0.0016	0.0013	0.00094 J	0.00098 J	0.00023 J	0.0005 U	0.00081 J	0.0005 U	0.0005 U
Cadmium	<0.001	0.00047	0.01	0.005	0.001 U	0.001 U	0.001 U	0.001 U	0.001 U	0.001 U	0.001 U	0.001 U	0.001 U
Chromium	0.031	0.043	0.05	0.1	0.0076	0.0015 J	0.027	0.0029 J	0.0045 U	0.0045 U	0.014	0.0027 J	0.0019 J
Cobalt	<0.01	0.0025	0.05	--	0.0032	0.002 U	0.002 U	0.002 U	0.002 U	0.002 U	0.0023 J	0.002 U	0.002 U
Copper	<0.05	<0.05	1	1.3 (1.0)	0.056	0.003 U	0.017	0.0019 J	0.028	0.031	0.0051	0.0016 U	0.003 U
Lead	0.013	0.01	0.05	0.015	0.0027	0.0012 U	0.0012 U	0.0012 U	0.001 J	0.0012 J	0.0079	0.0012 U	0.0022 U
Lithium	2.5	--	--	--	0.75	0.84	0.78	0.76	0.43	0.44	0.44	0.4	0.4
Manganese	1.2	--	0.2	--	**0.34**	0.06	0.029	0.037	**0.34**	**0.32**	**0.34**	0.031	0.032
Molybdenum	--	--	1	--	0.0043	0.0014 J	0.0053	0.0013 J	0.0073	0.0073	0.0059	0.0049	0.0043
Nickel	0.028	0.028	0.2	--	0.019	0.0034	0.022	0.0035	0.022	0.015	0.012	0.0029 J	0.0026 J
Potassium	45.5	--	--	--	11 J	10	9.6	9.6	7.9	7.7	8.3	6.7	6.7
Selenium	--	0.005	0.05	0.05	0.0011 J	0.0014 J	0.002 U	0.002 U	0.0011 J	0.0012 J	0.0018 J	0.002 U	0.002 U
Silver	--	<0.01	0.05	0.1	0.0006 U	0.0006 U	0.0006 U	0.0006 U	0.0006 U	0.0006 U	0.0006 U	0.0006 U	0.0006 U
Strontium	2.04	--	--	--	1.4 J	1.6	1.4	1.5	2	2	1.9	1.9	1.7
Thallium	--	0.002	--	0.002	0.001 U	0.001 U	0.001 U	0.001 U	0.001 U	0.001 U	0.001 U	0.001 U	0.001 U
Tin	--	0.05	--	--	0.03 U	0.03 U	0.03 U	0.03 U	0.03 U	0.03 U	0.03 U	0.03 U	0.03 U
Vanadium	0.013	0.013	--	--	0.012 U	0.012 U	0.012 U	0.012 U	0.012 U	0.012 U	0.008 J	0.012 U	0.012 U
Zinc	2.23	0.26	10	5	0.35	0.016 U	0.08	0.0069 J	0.51	0.52	0.044 U	0.0043 U	0.012 U
Perchlorate by Method SW6850 (µg/L)													
Perchlorate	--	--	4c	--	0.41 J	0.38 J	0.4 J	0.39 J	2.6	2.6	2.5	2.4	2.4
Mercury by Method SW7470A (mg/L)													
Mercury	--	0.002	0.002	0.002	0.0001 U	0.0001 U	0.0001 U	0.0001 U	0.0001 U	0.0001 U	0.0001 U	0.0001 U	0.0001 U
Volatile Organic Compounds by Method SW8011 (µg/L)													
1,2,3-Trichloropropane	--	--	--	--	0.096 U	0.088 U	0.089 U	0.087 U	0.09 U	0.092 U	0.092 U	0.088 U	0.088 U
1,2-Dibromo-3-Chloropropane	--	--	--	0.2	0.0053 U	0.0049 U	0.005 U	0.0048 U	0.005 U	0.0051 U	0.0051 U	0.0049 U	0.0049 U
1,2-Dibromoethane (EDB)	--	--	0.1	0.05	0.041 J	0.052	0.049	0.057 J	0.016 J	0.014 J	0.019 J	0.019 J	0.019 J

Analytical Results for Groundwater Samples for the Open Detonation Unit, Kirtland Air Force Base, June 2015-February 2016 (Page 2 of 11)

Analyte	NMED Calculated Background Values (Jan 1995)[a]	DOE Suggested Maximum Background Values (Dec 1997)[b]	New Mexico Groundwater Quality Standards[c]	EPA Maximum Contaminant Levels/ Secondary Contaminant Levels[d]									
				Location	KAFB-2901				KAFB-2902				
				Sample Identification	OT-29-GW-2901-JUNE2015	OT29-GW-2901-01092015	OT29-GW-2901-01122015	OT29-GW-2901-02022016	OT-29-GW-2902-JUNE2015	OT-29-FD-2902-JUNE2015	OT29-GW-2902-01092015	OT29-GW-2902-02122015	OT29-GW-2902-03022016
				Sample Type	N	N	N	N	N	FD	N	N	N
				Sample Depth	121-141(ft)	121-141(ft)	121-141(ft)	121-141(ft)	160-180(ft)	160-180(ft)	160-180(ft)	160-180(ft)	160-180(ft)
				Sample Date	06/29/15	09/01/15	12/01/15	02/02/16	06/22/15	06/22/15	09/01/15	12/02/15	02/03/16
Volatile Organic Compounds by Method SW8260B (µg/L)													
1,1,1-Trichloroethane	--	--	60	200	0.4 U	0.4 U	0.4 U	0.4 U	0.4 U	0.4 U	0.4 U	0.4 U	0.4 U
1,1,2,2-Tetrachloroethane	--	--	10	--	0.4 U	0.4 U	0.8 U	0.4 U	0.4 U	0.4 U	0.4 U	0.8 U	0.4 U
1,1,2-Trichloro-1,2,2-trifluoroethane	--	--	--	--	1 U	1 U	1.6 U	1 U	1 U	1 U	1 U	1.6 U	1 U
1,1,2-Trichloroethane	--	--	10	5	0.8 U	0.8 U	0.8 U	0.8 U	0.8 U	0.8 U	0.8 U	0.8 U	0.8 U
1,1-Dichloroethane	--	--	25	--	0.4 U	0.4 U	0.8 U	0.4 U	0.4 U	0.4 U	0.4 U	0.8 U	0.4 U
1,1-Dichloroethene	--	--	5	7	0.4 U	0.4 U	0.8 U	0.4 U	0.4 U	0.4 U	0.4 U	0.8 U	0.4 U
1,2,3-Trichlorobenzene	--	--	--	--	0.4 U	0.4 U	0.8 U	0.4 U	0.4 U	0.4 U	0.4 U	0.8 U	0.4 U
1,2,4-Trichlorobenzene	--	--	--	70	0.4 U	0.4 U	0.8 U	0.4 U	0.4 U	0.4 U	0.4 U	0.8 U	0.4 U
1,2,4-Trimethylbenzene	--	--	--	--	0.4 U	0.4 U	0.4 U	0.4 U	0.4 U	0.4 U	0.4 U	0.4 U	0.4 U
1,2-Dichlorobenzene	--	--	--	600	0.4 U	0.4 U	0.4 U	0.4 U	0.4 U	0.4 U	0.4 U	0.4 U	0.4 U
1,2-Dichloroethane	--	--	10	5	0.5 U	0.5 U	0.4 U	0.5 U	0.5 U	0.5 U	0.5 U	0.4 U	0.5 U
1,2-Dichloropropane	--	--	--	5	0.4 U	0.4 U	0.4 U	0.4 U	0.4 U	0.4 U	0.4 U	0.4 U	0.4 U
1,3,5-Trimethylbenzene	--	--	--	--	0.4 U	0.4 U	0.4 U	0.4 U	0.4 U	0.4 U	0.4 U	0.4 U	0.4 U
1,3-Dichlorobenzene	--	--	--	--	0.4 U	0.4 U	0.4 U	0.4 U	0.4 U	0.4 U	0.4 U	0.4 U	0.4 U
1,4-Dichlorobenzene	--	--	--	75	0.4 U	0.4 U	0.4 U	0.4 U	0.4 U	0.4 U	0.4 U	0.4 U	0.4 U
2-Butanone (MEK)	--	--	--	--	0.8 U	0.8 U	4 U	0.8 U	0.8 U	0.8 U	0.8 U	4 U	0.8 U
2-Hexanone	--	--	--	--	0.4 U	0.4 U	4 U	0.4 U	0.4 U	0.4 U	0.4 U	4 U	0.4 U
4-Methyl-2-pentanone (MIBK)	--	--	--	--	0.4 U	0.4 U	3.2 U	0.4 U	0.4 U	0.4 U	0.4 U	3.2 U	0.4 U
Acetone	--	--	--	--	5 U	5 U	6.4 U	5 U	5 U	5 U	5 U	6.4 U	5 U
Benzene	--	--	10	5	0.4 U	0.4 U	0.4 U	0.4 U	0.4 U	0.4 U	0.4 U	0.4 U	0.4 U
Bromochloromethane	--	--	--	--	0.4 U	0.4 U	0.2 U	0.4 U	0.4 U	0.4 U	0.4 U	0.2 U	0.4 U
Bromodichloromethane	--	--	--	100	0.4 U	0.4 U	0.4 U	0.4 U	0.4 U	0.4 U	0.4 U	0.4 U	0.4 U
Bromoform	--	--	--	100	0.4 U	0.4 U	0.4 U	0.4 U	0.4 U	0.4 U	0.4 U	0.4 U	0.4 U
Bromomethane	--	--	--	--	0.8 U	0.8 U	0.8 U	0.8 U	0.8 U	0.8 U	0.8 U	0.8 U	0.8 U
Carbon disulfide	--	--	--	--	0.4 U	0.4 U	1.6 U	0.4 U	0.4 U	0.4 U	0.4 U	1.6 U	0.4 U
Carbon tetrachloride	--	--	10	5	0.4 U	0.4 U	0.4 U	0.4 U	0.4 U	0.4 U	0.4 U	0.4 U	0.4 U
Chlorobenzene	--	--	--	100	0.4 U	0.4 U	0.4 U	0.4 U	0.4 U	0.4 U	0.4 U	0.4 U	0.4 U
Chloroethane	--	--	--	--	0.8 U	0.8 U	1.6 U	0.8 U	0.8 U	0.8 U	0.8 U	1.6 U	0.8 U
Chloroform	--	--	100	100	0.4 U	0.4 U	0.4 U	0.4 U	0.4 U	0.24 J	0.4 U	0.4 U	0.4 U
Chloromethane	--	--	--	--	0.8 U	0.8 U	0.8 U	0.8 U	0.8 U	0.8 U	0.8 U	0.8 U	0.8 U
cis-1,2-Dichloroethene	--	--	--	70	0.4 U	0.4 U	0.4 U	0.4 U	0.4 U	0.4 U	0.4 U	0.4 U	0.4 U
cis-1,3-Dichloropropene	--	--	--	--	0.8 U	0.8 U	0.4 U	0.8 U	0.8 U	0.8 U	0.8 U	0.4 U	0.8 U
Cyclohexane	--	--	--	--	1 U	1 U	0.8 U	0.8 U	1 U	1 U	1 U	0.8 U	0.8 U
Dibromochloromethane	--	--	--	100	0.4 U	0.4 U	0.4 U	0.4 U	0.4 U	0.4 U	0.4 U	0.4 U	0.4 U
Dichlorodifluoromethane	--	--	--	--	0.4 U	0.4 U	0.8 U	0.4 U	0.4 U	0.4 U	0.4 U	0.8 U	0.4 U
Ethylbenzene	--	--	750	700	0.4 U	0.4 U	0.4 U	0.4 U	0.4 U	0.4 U	0.4 U	0.4 U	0.4 U
Isopropylbenzene	--	--	--	--	0.4 U	0.4 U	0.4 U	0.4 U	0.4 U	0.4 U	0.4 U	0.4 U	0.4 U
Methyl acetate	--	--	--	--	1 U	1 U	4 U	1 UN	1 U	1 U	1 U	4 U	1 UN
Methyl Cyclohexane	--	--	--	-5	1 U	1 U	0.8 U	1 UN	1 U	1 U	1 U	0.8 U	1 UN
Methyl tert-butyl ether	--	--	--	-5	0.4 U	0.4 U	0.8 U	0.4 U	0.4 U	0.4 U	0.4 U	0.8 U	0.4 U
Methylene Chloride	--	--	100	5	0.8 U	0.8 U	0.8 U	0.8 U	0.8 U	0.8 U	0.8 U	0.8 U	0.8 U
m-Xylene & p-Xylene	--	--	--	10000	0.4 U	0.4 U	0.8 U	0.4 U	0.4 U	0.4 U	0.4 U	0.8 U	0.4 U
Naphthalene	--	--	30	--	0.4 U	0.4 U	0.8 U	0.4 U	0.4 U	0.4 U	0.4 U	0.8 U	0.4 U
o-Xylene	--	--	--	10000	0.4 U	0.4 U	0.4 U	0.4 U	0.4 U	0.4 U	0.4 U	0.4 U	0.4 U
Styrene	--	--	--	100	0.4 U	0.4 U	0.4 U	0.4 U	0.4 U	0.4 U	0.4 U	0.4 U	0.4 U

Analytical Results for Groundwater Samples for the Open Detonation Unit, Kirtland Air Force Base, June 2015-February 2016 (Page 3 of 11)

Analyte	NMED Calculated Background Values (Jan 1995)[a]	DOE Suggested Maximum Background Values (Dec 1997)[b]	New Mexico Groundwater Quality Standards[c]	Location	KAFB-2901				KAFB-2902				
				Sample Identification	OT-29-GW-2901-JUNE2015	OT29-GW-2901-01092015	OT29-GW-2901-01122015	OT29-GW-2901-02022016	OT-29-GW-2902-JUNE2015	OT-29-FD-2902-JUNE2015	OT29-GW-2902-01092015	OT29-GW-2902-02122015	OT29-GW-2902-03022016
				Sample Type	N	N	N	N	N	FD	N	N	N
				Sample Depth	121-141(ft)	121-141(ft)	121-141(ft)	121-141(ft)	160-180(ft)	160-180(ft)	160-180(ft)	160-180(ft)	160-180(ft)
				Sample Date	06/29/15	09/01/15	12/01/15	02/02/16	06/22/15	06/22/15	09/01/15	12/02/15	02/03/16
				EPA Maximum Contaminant Levels/ Secondary Contaminant Levels[d]									
Volatile Organic Compounds by Method SW8260B (µg/L)													
Tetrachloroethene	--	--	--	5	0.4 U	0.4 U	0.4 U	0.4 U	0.4 U	0.4 U	0.4 U	0.4 U	0.4 U
Toluene	--	--	750	1000	120	0.33 J	2.2	0.8 U	12	16	0.8 U	0.4 U	0.8 U
trans-1,2-Dichloroethene	--	--	--	100	0.4 U	0.4 U	0.4 U	0.4 U	0.4 U	0.4 U	0.4 U	0.4 U	0.4 U
trans-1,3-Dichloropropene	--	--	--	--	0.4 U	0.4 U	0.4 U	0.4 U	0.4 U	0.4 U	0.4 U	0.4 U	0.4 U
Trichloroethene	--	--	100	5	0.4 U	0.4 U	0.4 U	0.4 U	0.4 U	0.4 U	0.4 U	0.4 U	0.4 U
Trichlorofluoromethane	--	--	--	--	0.8 U	0.8 U	0.8 U	0.8 U	0.8 U	0.8 U	0.8 U	0.8 U	0.8 U
Vinyl chloride	--	--	1	2	0.8 U	0.8 U	0.2 U	0.8 U	0.8 U	0.8 U	0.8 U	0.2 U	0.8 U
Semivolatile Organic Compounds by Method SW8270 (µg/L)													
1,2,4,5-Tetrachlorobenzene	--	--	--	--	3.1 U	2.9 U	3.5 U	3.1 U	3.5 U	3 U	2.9 U	2.9 U	2.9 U
2,4,5-Trichlorophenol	--	--	--	--	6.2 U	5.8 U	7 U	6.1 U	6.9 U	6 U	5.8 U	5.8 U	5.8 U
2,4,6-Trichlorophenol	--	--	--	--	6.2 U	5.8 U	7 U	6.1 U	6.9 U	6 U	5.8 U	5.8 U	5.8 U
2,4-Dichlorophenol	--	--	--	--	6.2 U	5.8 U	7 U	6.1 U	6.9 U	6 U	5.8 U	5.8 U	5.8 U
2,4-Dimethylphenol	--	--	--	--	6.2 U	5.8 U	7 U	6.1 U	6.9 U	6 U	5.8 U	5.8 U	5.8 U
2,4-Dinitrotoluene	--	--	--	--	6.2 U	5.8 U	7 U	6.1 U	6.9 U	6 U	5.8 U	5.8 U	5.8 U
2,6-Dichlorophenol	--	--	--	--	6.2 U	5.8 U	7 U	6.1 U	6.9 U	6 U	5.8 U	5.8 U	5.8 U
2,6-Dinitrotoluene	--	--	--	--	6.2 U	5.8 U	7 U	6.1 U	6.9 U	6 U	5.8 U	5.8 U	5.8 U
2-Chloronaphthalene	--	--	--	--	3.1 U	2.9 U	3.5 U	3.1 U	3.5 U	3 U	2.9 U	2.9 U	2.9 U
2-Chlorophenol	--	--	--	--	6.2 U	5.8 U	7 U	6.1 U	6.9 U	6 U	5.8 U	5.8 U	5.8 U
2-Methylphenol	--	--	--	--	3.1 U	2.9 U	3.5 U	3.1 U	3.5 U	3 U	2.9 U	2.9 U	2.9 U
2-Nitroaniline	--	--	--	--	6.2 U	5.8 U	7 U	6.1 U	6.9 U	6 U	5.8 U	5.8 U	5.8 U
2-Nitrophenol	--	--	--	--	6.2 U	5.8 U	7 U	6.1 U	6.9 U	6 U	5.8 U	5.8 U	5.8 U
3,3'-Dichlorobenzidine	--	--	--	--	3.1 U	2.9 U	3.5 U	3.1 U	3.5 U	3 U	2.9 U	2.9 U	2.9 U
3-Methylphenol & 4-Methylphenol	--	--	--	--	3.1 U	14	3.5 U	3.1 U	3.5 U	3 U	2.9 U	2.9 U	2.9 U
3-Nitroaniline	--	--	--	--	3.1 U	2.9 U	3.5 U	3.1 U	3.5 U	3 U	2.9 U	2.9 U	2.9 U
4,6-Dinitro-2-methylphenol	--	--	--	--	6.2 U	5.8 U	7 U	6.1 U	6.9 U	6 U	5.8 U	5.8 U	5.8 U
4-Bromophenyl phenyl ether	--	--	--	--	3.1 U	2.9 U	3.5 U	3.1 U	3.5 U	3 U	2.9 U	2.9 U	2.9 U
4-Chloro-3-methylphenol	--	--	--	--	6.2 U	5.8 U	7 U	6.1 U	6.9 U	6 U	5.8 U	5.8 U	5.8 U
4-Chloroaniline	--	--	--	--	6.2 U	5.8 U	7 U	6.1 U	6.9 U	6 U	5.8 U	5.8 U	5.8 U
4-Chlorophenyl phenyl ether	--	--	--	--	3.1 U	2.9 U	3.5 U	3.1 U	3.5 U	3 U	2.9 U	2.9 U	2.9 U
4-Nitroaniline	--	--	--	--	3.1 U	2.9 U	3.5 U	3.1 U	3.5 U	3 U	2.9 U	2.9 U	2.9 U
4-Nitrophenol	--	--	--	--	21 U	19 U	23 U	20 U	23 U	20 U	19 U	19 U	19 U
Acetophenone	--	--	--	--	10 U	9.7 U	12 U	10 U	12 U	10 U	9.7 U	9.7 U	9.7 U
Atrazine	--	--	--	--	51 U	48 U	58 U	51 UN	58 U	50 U	49 U	49 U	48 UN
Azobenzene	--	--	--	--	3.1 U	2.9 U	3.5 U	3.1 U	3.5 U	3 U	2.9 U	2.9 U	2.9 U
Benzaldehyde	--	--	--	--	21 U	19 U	23 U	20 U	23 U	20 U	19 U	19 UJ	19 U
Biphenyl	--	--	--	--	10 U	9.7 U	12 U	10 U	12 U	10 U	9.7 U	9.7 U	9.7 U
bis (2-chloroisopropyl) ether	--	--	--	--	3.1 U	2.9 U	3.5 U	3.1 U	3.5 U	3 U	2.9 U	2.9 U	2.9 U
Bis(2-chloroethoxy)methane	--	--	--	--	3.1 U	2.9 U	3.5 U	3.1 U	3.5 U	3 U	2.9 U	2.9 U	2.9 U
Bis(2-chloroethyl)ether	--	--	--	--	3.1 U	2.9 U	3.5 U	3.1 U	3.5 U	3 U	2.9 U	2.9 U	2.9 U
Bis(2-ethylhexyl) phthalate	--	--	--	6	5.3 J	12	3.5 U	3.1 U	3.5 U	3 U	2.3 J	2.9 U	2.9 U
Butyl benzyl phthalate	--	--	--	--	3.1 U	2.9 U	3.5 U	3.1 U	3.5 U	3 U	2.9 U	2.9 U	2.9 U
Caprolactam	--	--	--	--	51 U	48 U	58 U	51 UN	58 U	50 U	49 U	49 U	48 UN
Carbazole	--	--	--	--	3.1 U	2.9 U	3.5 U	3.1 U	3.5 U	3 U	2.9 U	2.9 U	2.9 U
Dibenzofuran	--	--	--	--	3.1 U	2.9 U	3.5 U	3.1 U	3.5 U	3 U	2.9 U	2.9 U	2.9 U
Diethyl phthalate	--	--	--	--	3.1 U	2.9 U	3.5 U	3.1 U	3.5 U	3 U	2.9 U	2.9 U	2.9 U

Analytical Results for Groundwater Samples for the Open Detonation Unit, Kirtland Air Force Base, June 2015-February 2016 (Page 4 of 11)

Analyte	NMED Calculated Background Values (Jan 1995)[a]	DOE Suggested Maximum Background Values (Dec 1997)[b]	New Mexico Groundwater Quality Standards[c]	Location	KAFB-2901				KAFB-2902				
				Sample Identification	OT-29-GW-2901-JUNE2015	OT29-GW-2901-01092015	OT29-GW-2901-01122015	OT29-GW-2901-02022016	OT-29-GW-2902-JUNE2015	OT-29-FD-2902-JUNE2015	OT29-GW-2902-01092015	OT29-GW-2902-02122015	OT29-GW-2902-03022016
				Sample Type	N	N	N	N	N	FD	N	N	N
				Sample Depth	121-141(ft)	121-141(ft)	121-141(ft)	121-141(ft)	160-180(ft)	160-180(ft)	160-180(ft)	160-180(ft)	160-180(ft)
				Sample Date	06/29/15	09/01/15	12/01/15	02/02/16	06/22/15	06/22/15	09/01/15	12/02/15	02/03/16
				EPA Maximum Contaminant Levels/ Secondary Contaminant Levels[d]									
Semivolatile Organic Compounds by Method SW8270 (µg/L)													
Dimethyl phthalate	--	--	--	--	3.1 U	2.9 U	3.5 U	3.1 U	3.5 U	3 U	2.9 U	2.9 U	2.9 U
Di-n-butyl phthalate	--	--	--	--	3.1 U	2.9 U	3.5 U	3.1 U	3.5 U	3 U	2.9 U	2.9 U	2.9 U
Di-n-octyl phthalate	--	--	--	--	3.1 U	2.9 U	3.5 U	3.1 U	3.5 U	3 U	2.9 U	2.9 U	2.9 U
Hexachlorobenzene	--	--	--	1	3.1 U	2.9 U	3.5 U	3.1 U	3.5 U	3 U	2.9 U	2.9 U	2.9 U
Hexachlorobutadiene	--	--	--	--	3.1 U	2.9 U	3.5 U	3.1 U	3.5 U	3 U	2.9 U	2.9 U	2.9 U
Hexachlorocyclopentadiene	--	--	0	--	10 U	9.7 U	12 U	10 U	12 U	10 U	9.7 U	9.7 U	9.7 U
Hexachloroethane	--	--	--	--	3.1 U	2.9 U	3.5 U	3.1 U	3.5 U	3 U	2.9 U	2.9 U	2.9 U
Isophorone	--	--	--	--	3.1 U	2.9 U	3.5 U	3.1 U	3.5 U	3 U	2.9 U	2.9 U	2.9 U
Nitrobenzene	--	--	--	--	6.2 U	5.8 U	7 U	6.1 U	6.9 U	6 U	5.8 U	5.8 U	5.8 U
N-Nitrosodimethylamine	--	--	--	--	3.1 U	2.9 U	3.5 U	3.1 U	3.5 U	3 U	2.9 U	2.9 U	2.9 U
N-Nitrosodi-n-propylamine	--	--	--	--	3.1 U	2.9 U	3.5 U	3.1 U	3.5 U	3 U	2.9 U	2.9 U	2.9 U
N-Nitrosodiphenylamine	--	--	--	--	3.1 U	2.9 U	3.5 U	3.1 U	3.5 U	3 U	2.9 U	2.9 U	2.9 U
Pentachlorophenol	--	--	--	1	21 U	19 U	23 U	20 U	23 U	20 U	19 U	19 U	19 U
Phenol	--	--	5	--	3.4 J	2.9 U	3.5 U	3.1 U	3.5 U	3 U	2.9 U	2.9 U	2.9 U
1,4-Dioxane by Method SW8270SIM (µg/L)													
1,4-Dioxane	--	--	--	--	0.52 U	0.48 U	0.6 U	0.52 U	0.5 U	0.49 U	0.48 U	0.48 U	0.48 U
Polynuclear Aromatic Hydrocarbons by Method SW8270SIM (ng/L)													
1-Methylnaphthalene	--	--	30000	--	15 U	14 U	17 U	15 U	16 U	15 U	15 U	14 U	15 U
2-Methylnaphthalene	--	--	30000	--	6.8 J	14 U	17 U	15 U	16 U	15 U	15 U	14 U	15 U
Acenaphthene	--	--	--	--	15 U	14 U	17 U	15 U	16 U	15 U	15 U	14 U	15 U
Acenaphthylene	--	--	--	--	15 U	14 U	17 U	15 U	16 U	15 U	15 U	14 U	15 U
Anthracene	--	--	--	--	15 U	14 U	17 U	15 U	16 U	15 U	15 U	14 U	15 U
Benzo[a]anthracene	--	--	--	--	15 U	14 U	17 U	15 U	16 U	15 U	15 U	14 U	15 U
Benzo[a]pyrene	--	--	700000	200000	15 U	14 U	17 U	15 U	16 U	15 U	15 U	14 U	15 U
Benzo[b]fluoranthene	--	--	--	--	30 U	29 U	34 U	31 U	32 U	30 U	29 U	29 U	29 U
Benzo[g,h,i]perylene	--	--	--	--	15 U	14 U	17 U	15 U	16 U	15 U	15 U	14 U	15 U
Benzo[k]fluoranthene	--	--	--	--	30 U	29 U	34 U	31 U	32 U	30 U	29 U	29 U	29 U
Chrysene	--	--	--	--	15 U	14 U	17 U	15 U	16 U	15 U	15 U	14 U	15 U
Dibenz(a,h)anthracene	--	--	--	--	30 U	29 U	34 U	31 U	32 U	30 U	29 U	29 U	29 U
Fluoranthene	--	--	--	--	15 U	14 U	17 U	15 U	16 U	15 U	15 U	14 U	15 U
Fluorene	--	--	--	--	15 U	14 U	17 U	15 U	16 U	15 U	15 U	14 U	15 U
Indeno[1,2,3-cd]pyrene	--	--	--	--	30 U	29 U	34 U	31 U	32 U	30 U	29 U	29 U	29 U
Naphthalene	--	--	30000	--	8.1 J	14 U	17 U	15 U	16 U	15 U	8.4 J	14 U	15 U
Phenanthrene	--	--	--	--	15 U	14 U	17 U	15 U	16 U	15 U	15 U	14 U	15 U
Pyrene	--	--	--	--	15 U	14 U	17 U	15 U	16 U	15 U	15 U	14 U	15 U
Dioxins/Furans by Method SW8290 (pg/L)													
1,2,3,4,6,7,8,9-OCDD	--	--	--	--				9.2 U					11 U
1,2,3,4,6,7,8-HpCDD	--	--	--	--	0.77 U	1.5 U	1.1 U	0.34 U	1.4 J	2 J	0.59 U	0.57 U	1.6 U
1,2,3,4,6,7,8-HpCDF	--	--	--	--	0.17 U	1.1 U	0.69 U	0.62 U	0.46 U	0.48 U	0.47 U	0.12 U	1.1 U
1,2,3,4,7,8,9-HpCDF	--	--	--	--	0.2 U	0.65 J	0.29 U	0.28 U	0.57 U	0.6 U	0.17 U	0.16 U	0.73 J
1,2,3,4,7,8-HxCDD	--	--	--	--	0.18 U	0.23 U	0.19 U	0.24 U	0.61 U	0.65 U	0.24 U	0.16 U	0.56 J
1,2,3,4,7,8-HxCDF	--	--	--	--	0.15 U	0.32 U	0.22 U	0.2 U	0.35 U	0.41 U	0.3 U	0.13 U	0.46 U
1,2,3,6,7,8-HxCDD	--	--	--	--	0.16 U	0.95 J	0.18 U	0.24 U	0.48 U	0.51 U	0.21 U	0.15 U	0.54 J
1,2,3,6,7,8-HxCDF	--	--	--	--	0.13 U	0.63 U	0.2 U	0.18 U	0.27 U	0.32 U	0.26 U	0.12 U	0.54 U
1,2,3,7,8,9-HxCDD	--	--	--	--	0.14 U	0.81 J	0.16 U	0.21 U	0.46 U	0.49 U	0.2 U	0.13 U	0.24 U

Analytical Results for Groundwater Samples for the Open Detonation Unit, Kirtland Air Force Base, June 2015-February 2016 (Page 5 of 11)

Analyte	NMED Calculated Background Values (Jan 1995)[a]	DOE Suggested Maximum Background Values (Dec 1997)[b]	New Mexico Groundwater Quality Standards[c]	EPA Maximum Contaminant Levels/ Secondary Contaminant Levels[d]									
				Location	**KAFB-2901**				**KAFB-2902**				
				Sample Identification	OT-29-GW-2901-JUNE2015	OT29-GW-2901-01092015	OT29-GW-2901-01122015	OT29-GW-2901-02022016	OT-29-GW-2902-JUNE2015	OT-29-FD-2902-JUNE2015	OT29-GW-2902-01092015	OT29-GW-2902-02122015	OT29-GW-2902-03022016
				Sample Type	N	N	N	N	N	FD	N	N	N
				Sample Depth	121-141(ft)	121-141(ft)	121-141(ft)	121-141(ft)	160-180(ft)	160-180(ft)	160-180(ft)	160-180(ft)	160-180(ft)
				Sample Date	06/29/15	09/01/15	12/01/15	02/02/16	06/22/15	06/22/15	09/01/15	12/02/15	02/03/16
Dioxins/Furans by Method SW8290 (pg/L)													
1,2,3,7,8,9-HxCDF	--	--	--	--	0.15 U	0.33 U	0.41 J	0.2 U	0.35 U	0.41 U	0.31 U	0.13 U	0.76 U
1,2,3,7,8-PeCDD	--	--	--	--	0.25 U	0.36 U	0.34 U	0.49 U	0.77 U	0.95 U	0.33 U	0.23 U	0.41 U
1,2,3,7,8-PeCDF	--	--	--	--	0.14 U	0.63 J	0.25 U	0.27 U	0.43 U	0.42 U	0.18 U	0.16 U	0.29 U
2,3,4,6,7,8-HxCDF	--	--	--	--	0.14 U	0.82 J	0.21 U	0.2 U	0.32 U	0.37 U	0.29 U	0.13 U	0.24 U
2,3,4,7,8-PeCDF	--	--	--	--	0.15 U	0.39 J	0.25 U	0.27 U	0.44 U	0.43 U	0.19 U	0.16 U	0.3 U
2,3,7,8-TCDD	--	--	--	--	0.22 U	0.31 U	0.23 U	0.31 U	0.6 U	0.56 U	0.29 U	0.16 U	0.23 U
2,3,7,8-TCDF	--	--	--	--	0.13 U	0.17 U	0.17 U	0.2 U	0.4 U	0.44 U	0.17 U	0.11 U	0.19 U
OCDD	--	--	--	--	4.1 U	6.6 U	10 U		12 U	11 U	2.8 U	3.7 U	
OCDF	--	--	--	--	0.25 U	3 U	1.8 U	4.5 U	1.1 U	1.5 U	1 U	1.2 U	6.2 U
Total HpCDD	--	--	--	--	1.6 U	2.8 U	2.7 U	0.77 U	2.7 U	3.3 U	1.8 U	1.4 U	2.4 U
Total HpCDF	--	--	--	--	0.2 U	1.7 U	0.69 U	0.62 U	0.57 U	0.6 U	0.47 U	0.16 U	1.9 U
Total HxCDD	--	--	--	--	0.18 U	1.8 J	0.19 U	0.24 U	0.61 U	0.65 U	0.24 U	0.16 U	1.1 U
Total HxCDF	--	--	--	--	0.15 U	0.82 J	0.41 U	0.2 U	0.35 U	0.41 U	0.31 U	0.13 U	1.8 U
Total PeCDD	--	--	--	--	0.25 U	0.36 U	0.34 U	0.49 U	0.77 U	0.95 U	0.33 U	0.23 U	0.41 U
Total PeCDF	--	--	--	--	0.15 U	1 J	0.25 U	0.27 U	0.44 U	0.43 U	0.19 U	0.16 U	0.3 U
Total TCDD	--	--	--	--	0.22 U	0.31 U	0.23 U	0.31 U	0.6 U	0.56 U	0.29 U	0.16 U	0.23 U
Total TCDF	--	--	--	--	0.13 U	0.17 U	0.17 U	0.2 U	0.4 U	0.44 U	0.17 U	0.11 U	0.19 U
Explosives by Method SW8330B (µg/L)													
1,3,5-Trinitrobenzene	--	--	--	--	0.1 U	0.1 U	0.1 U	0.1 U	0.1 U	0.1 U	0.1 U	0.1 U	0.098 U
1,3-Dinitrobenzene	--	--	--	--	0.1 U	0.1 U	0.1 U	0.1 U	0.1 U	0.1 U	0.1 U	0.1 U	0.098 U
2,4,6-Trinitrotoluene	--	--	--	--	0.1 U	0.1 U	0.1 U	0.1 U	0.1 U	0.1 U	0.1 U	0.1 U	0.098 U
2,4-Dinitrotoluene	--	--	--	--	0.1 U	0.1 U	0.1 U	0.1 U	0.1 U	0.1 U	0.1 U	0.1 U	0.098 U
2,6-Dinitrotoluene	--	--	--	--	0.1 U	0.1 U	0.1 U	0.1 U	0.1 U	0.1 U	0.1 U	0.1 U	0.098 U
2-Amino-4,6-dinitrotoluene	--	--	--	--	0.1 U	0.1 U	0.1 U	0.1 U	0.1 U	0.1 U	0.1 U	0.1 U	0.098 U
2-Nitrotoluene	--	--	--	--	0.21 U	0.2 U	0.11 J	0.2 U	0.2 U	0.2 U	0.2 U	0.2 U	0.2 U
3-Nitrotoluene	--	--	--	--	0.21 U	0.2 U	0.21 U	0.2 U	0.2 U	0.2 U	0.2 U	0.2 U	0.2 U
4-Amino-2,6-dinitrotoluene	--	--	--	--	0.1 U	0.1 U	0.1 U	0.1 U	0.1 U	0.1 U	0.1 U	0.1 U	0.098 U
4-Nitrotoluene	--	--	--	--	0.21 U	0.2 U	0.21 U	0.2 U	0.2 U	0.2 U	0.2 U	0.2 U	0.2 U
HMX	--	--	--	--	0.1 U	0.1 U	0.1 U	0.1 U	0.1 U	0.1 U	0.1 U	0.1 U	0.098 U
Nitrobenzene	--	--	--	--	0.1 U	0.1 U	0.1 U	0.1 U	0.1 U	0.1 U	0.1 U	0.1 U	0.098 U
Nitroglycerin	--	--	--	--	0.78 U	0.76 U	0.77 U	0.75 U	0.76 U	0.77 U	0.76 U	0.75 U	0.73 U
PETN	--	--	--	--	0.78 U	0.76 U	0.77 U	0.75 U	0.76 U	0.77 U	0.76 U	0.75 U	0.73 U
RDX	--	--	--	--	0.1 U	0.1 U	0.1 U	0.1 U	0.1 U	0.1 U	0.1 U	0.1 U	0.098 U
Tetryl	--	--	--	--	0.1 U	0.1 U	0.1 U	0.1 U	0.1 U	0.1 U	0.1 U	0.1 U	0.098 U
Sulfides by Method SW9034 (mg/L)													
Sulfide	--	--	--	--	1.9 U	1.9 U	1.9 U	1.9 UJ	1.9 U	0.8 J	1.9 U	1.9 UJ	1.9 UJ
Anions by Method SW9056 (mg/L)													
Bromide	2.5	--	--	--	1	0.99 J	1	1	0.91	0.91	0.99 J	1	1
Chloride	485	--	250	--	230	240	240	230	240	**250**	230	240	230
Fluoride	3.062	--	1.6	--	**2.4**	**2.6**	**2.4**	**2.6**	**1.9**	**1.9**	1.5	**1.6**	1.5
Nitrate as N	42.267	4	10	10	2.4 J	1.2	1.1	1.2	1.5	1.5	1.5	1.4	1.6
Nitrite as N	42.267	4	1	1	0.03 U	0.06 U	0.06 U	0.06 U	0.1 U	0.1 U	0.06 U	0.06 U	0.03 U
Sulfate	124.7	--	600	--	79 J	79	78	80	81	81	83	83	80
TOC by Method SW9060 (mg/L)													
Total Organic Carbon	--	--	--	--	0.58 U	0.29 J	0.68 U	0.5 U	0.43 J	0.42 J	0.3 J	0.5 U	0.5 U

Analytical Results for Groundwater Samples for the Open Detonation Unit, Kirtland Air Force Base, June 2015-February 2016 (Page 6 of 11)

Analyte	NMED Calculated Background Values (Jan 1995)[a]	DOE Suggested Maximum Background Values (Dec 1997)[b]	New Mexico Groundwater Quality Standards[c]	EPA Maximum Contaminant Levels/ Secondary Contaminant Levels[d]											
				Location	**KAFB-2903**				**KAFB-2904**						
				Sample Identification	OT-29-GW-2903-JUNE2015	OT29-GW-2903-02092015	OT29-GW-2903-01122015	OT29-GW-2903-03022016	OT-29-GW-2904-JUNE2015	OT29-GW-2904-01092015	OT29-FD-2904-01092015	OT29-GW-2904-02122015	OT29-FD-2904-02122015	OT29-GW-2904-02022016	OT29-FD-2904-02022016
				Sample Type	N	N	N	N	N	N	FD	N	FD	N	FD
				Sample Depth	165-185(ft)	165-185(ft)	165-185(ft)	165-185(ft)	58-78(ft)	58-78(ft)	58-78(ft)	58-78(ft)	58-78(ft)	58-78(ft)	58-78(ft)
				Sample Date	06/23/15	09/02/15	12/01/15	02/03/16	06/24/15	09/01/15	09/01/15	12/02/15	12/02/15	02/02/16	02/02/16
Alkalinity by Method A2320 (mg/L)															
Alkalinity	2217	--	--	--	630	650	660	639	760	820	810	860	860	785	813
Bicarbonate Alkalinity	--	--	--	--	630	650	660	639	760	820	810	860	860	785	813
Carbonate Alkalinity	--	--	--	--	3.2 U	5 U	5 U	1.7 U	3.2 U	5 U	5 U	5 U	5 U	1.7 U	1.7 U
Hydroxide Alkalinity	--	--	--	--	3.2 U	5 U	5 U	1.7 U	3.2 U	5 U	5 U	5 U	5 U	1.7 U	1.7 U
Ammonia by Method E350.1 (mg/L)															
Ammonia as N	--	--	--	--	0.05 U	0.05 U	0.05 U	0.05 U	0.05 U	0.05 U	0.05 U	0.05 U	0.05 U	0.05 U	0.05 U
White Phosphorus by Method EPA 7580 (µg/L)															
White Phosphorus	--	--	--	--	0.05 U	0.05 U	0.05 U	0.05 U	0.05 U	0.05 UJ	0.05 UJ	0.05 U	0.05 U	0.05 U	0.05 U
Total Dissolved Solids by Method SM2540C (mg/L)															
Total Dissolved Solids	2250	--	1000	--	**1200**	**1100 J**	**1200**	**1200 J**	**1300**	**1300**	**1300**	**1300 J**	**1300**	**1400**	**1400**
Metals by Method SW6010B/SW6020 (mg/L)															
Boron	1.18	--	0.75	--	0.47	0.43	0.4	0.49	0.29	0.31	0.32	0.36	0.35	0.36	0.36
Calcium	270	--	--	--	220	210 J	240 J	220	280	270	280	270	260	280	280
Iron	18.7	--	1	0.3	0.44	0.035 J	0.13	0.05 U	0.16	0.12	0.15	0.05 J	0.058 J	0.032 J	0.055 J
Magnesium	106	--	--	--	42	39	55 J	42	68	60	63	64	62	65	65
Sodium	500	--	--	--	190	170 J	150 J	180	120	120	120	130	120	130	130
Antimony	--	0.006	--	0.006	0.004 U	0.004 U	0.004 U	0.004 U	0.004 U	0.004 U	0.004 U	0.004 U	0.004 U	0.004 U	0.004 U
Arsenic	--	0.014	0.1	0.01	0.0025 J	0.002 J	0.002 J	0.0019 J	0.003 U	0.003 U	0.003 U	0.003 U	0.003 U	0.003 U	0.003 U
Barium	0.2	0.12	1	2	0.083	0.077	0.08	0.078	0.034	0.015	0.014	0.014	0.013	0.014	0.014
Beryllium	--	0.004	--	0.004	0.0011	0.00098 J	0.001	0.0011	0.00032 J	0.00087 J	0.0008 J	0.00073 J	0.0008 J	0.00057 J	0.00061 J
Cadmium	<0.001	0.00047	0.01	0.005	0.001 U	0.001 U	0.001 U	0.001 U	0.001 U	0.001 U	0.001 U	0.001 U	0.001 U	0.001 U	0.001 U
Chromium	0.031	0.043	0.05	0.1	0.0045 U	0.0045 U	0.0031 J	0.0045 U	0.0045 U	0.0045 U	0.0045 U	0.0016 J	0.0015 J	0.0045 U	0.0045 U
Cobalt	<0.01	0.0025	0.05	--	0.002 U	0.002 U	0.002 U	0.002 U	0.002 J	0.002 U	0.002 U	0.002 U	0.002 U	0.002 U	0.002 U
Copper	<0.05	<0.05	1	1.3 (1.0)	0.016	0.003 U	0.0016 U	0.003 U	0.023	0.003 U	0.003 U	0.0014 U	0.0012 U	0.003 U	0.003 U
Lead	0.013	0.01	0.05	0.015	0.0023	0.0012 U	0.0012 U	0.0012 U	0.0007 J	0.0012 U	0.0012 U	0.0012 U	0.0012 U	0.0012 U	0.0012 U
Lithium	2.5	--	--	--	0.79 J	0.7	0.73	0.75 J	0.15	0.28	0.28	0.3	0.3	0.27	0.28
Manganese	1.2	--	0.2	--	0.042	0.0078 J	0.0097	0.005 U	**0.38**	0.11	0.11	0.091	0.091	0.08	0.083
Molybdenum	--	--	1	--	0.0013 J	0.002 U	0.0017 J	0.002 U	0.0043	0.0027 J	0.0028 J	0.0024 J	0.0022 J	0.0022 J	0.0021 J
Nickel	0.028	0.028	0.2	--	0.022	0.0017 J	0.0046	0.002 U	0.025	0.0013 J	0.0014 J	0.0023 J	0.0021 J	0.0013 J	0.0014 J
Potassium	45.5	--	--	--	14 J	14 J	13	13 J	5	7.9	8	8	7.9	7.5	7.5
Selenium	--	0.005	0.05	0.05	0.0014 J	0.0012 J	0.0011 J	0.0011 J	0.0016 J	0.0017 J	0.0017 J	0.0013 J	0.0012 J	0.002 U	0.002 U
Silver	--	<0.01	0.05	0.1	0.0006 U	0.0006 U	0.0006 U	0.0006 U	0.0006 U	0.0006 U	0.0006 U	0.0006 U	0.0006 U	0.0006 U	0.0006 U
Strontium	2.04	--	--	--	1.3	1.1 J	1.1	1.1 J	1.9	1.9	2	1.9	1.9	1.8	1.8
Thallium	--	0.002	--	0.002	0.001 U	0.001 U	0.001 U	0.001 U	0.001 U	0.001 U	0.001 U	0.001 U	0.001 U	0.001 U	0.001 U
Tin	--	0.05	--	--	0.03 U	0.03 U	0.03 U	0.03 U	0.03 U	0.03 U	0.03 U	0.03 U	0.03 U	0.03 U	0.03 U
Vanadium	0.013	0.013	--	--	0.012 U	0.012 U	0.012 U	0.012 U	0.012 U	0.012 U	0.012 U	0.012 U	0.012 U	0.012 U	0.012 U
Zinc	2.23	0.26	10	5	0.23	0.011 U	0.012 U	0.0056 J	0.09	0.0074 U	0.0068 U	0.0065 U	0.0058 U	0.012 U	0.012 U
Perchlorate by Method SW6850 (µg/L)															
Perchlorate	--	--	4c	--	**4.7**	**4.1**	3.7 J	3.7	0.85	0.54	0.54	0.48 J	0.49 J	0.5	0.51
Mercury by Method SW7470A (mg/L)															
Mercury	--	0.002	0.002	0.002	0.0001 U	0.0001 U	0.0001 U	0.0001 U	0.0001 U	0.0001 U	0.0001 U	0.0001 U	0.0001 U	0.0001 U	0.0001 U
Volatile Organic Compounds by Method SW8011 (µg/L)															
1,2,3-Trichloropropane	--	--	--	--	0.089 U	0.087 U	0.089 U	0.086 U	0.088 U	0.088 U	0.09 U	0.089 U	0.089 U	0.087 U	0.086 U
1,2-Dibromo-3-Chloropropane	--	--	--	0.2	0.0049 U	0.0048 U	0.0049 U	0.0048 U	0.0049 U	0.0049 U	0.005 U	0.005 U	0.005 U	0.0048 U	0.0048 U
1,2-Dibromoethane (EDB)	--	--	0.1	0.05	0.0049 U	0.0048 U	0.0049 U	0.0048 U	0.0049 U	0.0049 U	0.005 U	0.005 U	0.005 U	0.0048 U	0.0048 U

Analytical Results for Groundwater Samples for the Open Detonation Unit, Kirtland Air Force Base, June 2015-February 2016 (Page 7 of 11)

Analyte	NMED Calculated Background Values (Jan 1995)[a]	DOE Suggested Maximum Background Values (Dec 1997)[b]	New Mexico Groundwater Quality Standards[c]	EPA Maximum Contaminant Levels/ Secondary Contaminant Levels[d]										
				Location	**KAFB-2903**				**KAFB-2904**						
				Sample Identification	OT-29-GW-2903-JUNE2015	OT29-GW-2903-02092015	OT29-GW-2903-01122015	OT29-GW-2903-03022016	OT-29-GW-2904-JUNE2015	OT29-GW-2904-01092015	OT29-FD-2904-01092015	OT29-GW-2904-02122015	OT29-FD-2904-02122015	OT29-GW-2904-02022016	OT29-FD-2904-02022016
				Sample Type	N	N	N	N	N	N	FD	N	FD	N	FD
				Sample Depth	165-185(ft)	165-185(ft)	165-185(ft)	165-185(ft)	58-78(ft)	58-78(ft)	58-78(ft)	58-78(ft)	58-78(ft)	58-78(ft)	58-78(ft)
				Sample Date	06/23/15	09/02/15	12/01/15	02/03/16	06/24/15	09/01/15	09/01/15	12/02/15	12/02/15	02/02/16	02/02/16
Volatile Organic Compounds by Method SW8260B (µg/L)															
1,1,1-Trichloroethane	--	--	60	200	0.4 U	0.4 U	0.4 U	0.4 U	0.4 U	0.4 U	0.4 U	0.4 U	0.4 U	0.4 U	0.4 U
1,1,2,2-Tetrachloroethane	--	--	10	--	0.4 U	0.4 U	0.8 U	0.4 U	0.4 U	0.4 U	0.4 U	0.8 U	0.8 U	0.4 U	0.4 U
1,1,2-Trichloro-1,2,2-trifluoroethane	--	--	--	--	1 U	1 U	1.6 U	1 U	1 U	1 U	1 U	1.6 U	1.6 U	1 U	1 U
1,1,2-Trichloroethane	--	--	10	5	0.8 U	0.8 U	0.8 U	0.8 U	0.8 U	0.8 U	0.8 U	0.8 U	0.8 U	0.8 U	0.8 U
1,1-Dichloroethane	--	--	25	--	0.4 U	0.4 U	0.8 U	0.4 U	0.4 U	0.4 U	0.4 U	0.8 U	0.8 U	0.4 U	0.4 U
1,1-Dichloroethene	--	--	5	7	0.4 U	0.4 U	0.8 U	0.4 U	0.4 U	0.4 U	0.4 U	0.8 U	0.8 U	0.4 U	0.4 U
1,2,3-Trichlorobenzene	--	--	--	--	0.4 U	0.4 U	0.8 U	0.4 U	0.4 U	0.4 U	0.4 U	0.8 U	0.8 U	0.4 U	0.4 U
1,2,4-Trichlorobenzene	--	--	--	70	0.4 U	0.4 U	0.8 U	0.4 U	0.4 U	0.4 U	0.4 U	0.8 U	0.8 U	0.4 U	0.4 U
1,2,4-Trimethylbenzene	--	--	--	--	0.4 U	0.4 U	0.4 U	0.4 U	0.4 U	0.4 U	0.4 U	0.4 U	0.4 U	0.4 U	0.4 U
1,2-Dichlorobenzene	--	--	--	600	0.4 U	0.4 U	0.4 U	0.4 U	0.4 U	0.4 U	0.4 U	0.4 U	0.4 U	0.4 U	0.4 U
1,2-Dichloroethane	--	--	10	5	0.5 U	0.5 U	0.4 U	0.5 U	0.5 U	0.5 U	0.5 U	0.4 U	0.4 U	0.5 U	0.5 U
1,2-Dichloropropane	--	--	--	5	0.4 U	0.4 U	0.4 U	0.4 U	0.4 U	0.4 U	0.4 U	0.4 U	0.4 U	0.4 U	0.4 U
1,3,5-Trimethylbenzene	--	--	--	--	0.4 U	0.4 U	0.4 U	0.4 U	0.4 U	0.4 U	0.4 U	0.4 U	0.4 U	0.4 U	0.4 U
1,3-Dichlorobenzene	--	--	--	--	0.4 U	0.4 U	0.4 U	0.4 U	0.4 U	0.4 U	0.4 U	0.4 U	0.4 U	0.4 U	0.4 U
1,4-Dichlorobenzene	--	--	--	75	0.4 U	0.4 U	0.4 U	0.4 U	0.4 U	0.4 U	0.4 U	0.4 U	0.4 U	0.4 U	0.4 U
2-Butanone (MEK)	--	--	--	--	0.8 U	0.8 U	4 U	0.8 U	0.8 U	0.8 U	0.8 U	4 U	4 U	0.8 U	0.8 U
2-Hexanone	--	--	--	--	0.4 U	0.4 U	4 U	0.4 U	0.4 U	0.4 U	0.4 U	4 U	4 U	0.4 U	0.4 U
4-Methyl-2-pentanone (MIBK)	--	--	--	--	0.4 U	0.4 U	3.2 U	0.4 U	0.4 U	0.4 U	0.4 U	3.2 U	3.2 U	0.4 U	0.4 U
Acetone	--	--	--	--	5 U	5 U	6.4 U	5 U	5 U	5 U	5 U	6.4 U	6.4 U	5 U	5 U
Benzene	--	--	10	5	0.4 U	0.4 U	0.4 U	0.4 U	0.4 U	0.4 U	0.4 U	0.4 U	0.4 U	0.4 U	0.4 U
Bromochloromethane	--	--	--	--	0.4 U	0.4 U	0.2 U	0.4 U	0.4 U	0.4 U	0.4 U	0.2 U	0.2 U	0.4 U	0.4 U
Bromodichloromethane	--	--	--	100	0.4 U	0.4 U	0.4 U	0.4 U	0.4 U	0.4 U	0.4 U	0.4 U	0.4 U	0.4 U	0.4 U
Bromoform	--	--	--	100	0.4 U	0.4 U	0.4 U	0.4 U	0.4 U	0.4 U	0.4 U	0.4 U	0.4 U	0.4 U	0.4 U
Bromomethane	--	--	--	--	0.8 U	0.8 U	0.8 U	0.8 U	0.8 U	0.8 U	0.8 U	0.8 U	0.8 U	0.8 U	0.8 U
Carbon disulfide	--	--	--	--	0.4 U	0.4 U	1.6 U	0.4 U	0.4 U	0.4 U	0.4 U	1.6 U	1.6 U	0.4 U	0.4 U
Carbon tetrachloride	--	--	10	5	0.4 U	0.4 U	0.4 U	0.4 U	0.4 U	0.4 U	0.4 U	0.4 U	0.4 U	0.4 U	0.4 U
Chlorobenzene	--	--	--	100	0.4 U	0.4 U	0.4 U	0.4 U	0.4 U	0.4 U	0.4 U	0.4 U	0.4 U	0.4 U	0.4 U
Chloroethane	--	--	--	--	0.8 U	0.8 U	1.6 U	0.8 U	0.8 U	0.8 U	0.8 U	1.6 U	1.6 U	0.8 U	0.8 U
Chloroform	--	--	100	100	0.4 U	0.4 U	0.4 U	0.4 U	0.4 U	0.4 U	0.4 U	0.4 U	0.4 U	0.4 U	0.4 U
Chloromethane	--	--	--	--	0.8 U	0.8 U	0.8 U	0.8 U	0.8 U	0.8 U	0.8 U	0.8 U	0.8 U	0.8 U	0.8 U
cis-1,2-Dichloroethene	--	--	--	70	0.4 U	0.4 U	0.4 U	0.4 U	0.4 U	0.4 U	0.4 U	0.4 U	0.4 U	0.4 U	0.4 U
cis-1,3-Dichloropropene	--	--	--	--	0.8 U	0.8 U	0.4 U	0.8 U	0.8 U	0.8 U	0.8 U	0.4 U	0.4 U	0.8 U	0.8 U
Cyclohexane	--	--	--	--	1 U	1 U	0.8 U	0.8 U	1 U	1 U	1 U	0.8 U	0.8 U	0.8 U	0.8 U
Dibromochloromethane	--	--	--	100	0.4 U	0.4 U	0.4 U	0.4 U	0.4 U	0.4 U	0.4 U	0.4 U	0.4 U	0.4 U	0.4 U
Dichlorodifluoromethane	--	--	--	--	0.4 U	0.4 U	0.8 U	0.4 U	0.4 U	0.4 U	0.4 U	0.8 U	0.8 U	0.4 U	0.4 U
Ethylbenzene	--	--	750	700	0.4 U	0.4 U	0.4 U	0.4 U	0.4 U	0.4 U	0.4 U	0.4 U	0.4 U	0.4 U	0.4 U
Isopropylbenzene	--	--	--	--	0.4 U	0.4 U	0.4 U	0.4 U	0.4 U	0.4 U	0.4 U	0.4 U	0.4 U	0.4 U	0.4 U
Methyl acetate	--	--	--	--	1 U	1 U	4 U	1 UN	1 U	1 U	1 U	4 U	4 U	1 UN	1 UN
Methyl Cyclohexane	--	--	--	-5	1 U	1 U	0.8 U	1 UN	1 U	1 U	1 U	0.8 U	0.8 U	1 UN	1 UN
Methyl tert-butyl ether	--	--	--	-5	0.4 U	0.4 U	0.8 U	0.4 U	0.4 U	0.4 U	0.4 U	0.8 U	0.8 U	0.4 U	0.4 U
Methylene Chloride	--	--	100	5	0.8 U	0.8 U	0.8 U	0.8 U	0.8 U	0.8 U	0.8 U	0.8 U	0.8 U	0.8 U	0.8 U
m-Xylene & p-Xylene	--	--	--	10000	0.4 U	0.4 U	0.8 U	0.4 U	0.4 U	0.4 U	0.4 U	0.8 U	0.8 U	0.4 U	0.4 U
Naphthalene	--	--	30	--	0.4 U	0.4 U	0.8 U	0.4 U	0.4 U	0.4 U	0.4 U	0.8 U	0.8 U	0.4 U	0.4 U
o-Xylene	--	--	--	10000	0.4 U	0.4 U	0.4 U	0.4 U	0.4 U	0.4 U	0.4 U	0.4 U	0.4 U	0.4 U	0.4 U
Styrene	--	--	--	100	0.4 U	0.4 U	0.4 U	0.4 U	0.4 U	0.4 U	0.4 U	0.4 U	0.4 U	0.4 U	0.4 U

Analytical Results for Groundwater Samples for the Open Detonation Unit, Kirtland Air Force Base, June 2015-February 2016 (Page 8 of 11)

Analyte	NMED Calculated Background Values (Jan 1995)[a]	DOE Suggested Maximum Background Values (Dec 1997)[b]	New Mexico Groundwater Quality Standards[c]	EPA Maximum Contaminant Levels/ Secondary Contaminant Levels[d]											
				Location	KAFB-2903				KAFB-2904						
				Sample Identification	OT-29-GW-2903-JUNE2015	OT29-GW-2903-02092015	OT29-GW-2903-01122015	OT29-GW-2903-03022016	OT-29-GW-2904-JUNE2015	OT29-GW-2904-01092015	OT29-FD-2904-01092015	OT29-GW-2904-02122015	OT29-FD-2904-02122015	OT29-GW-2904-02022016	OT29-FD-2904-02022016
				Sample Type	N	N	N	N	N	N	FD	N	FD	N	FD
				Sample Depth	165-185(ft)	165-185(ft)	165-185(ft)	165-185(ft)	58-78(ft)	58-78(ft)	58-78(ft)	58-78(ft)	58-78(ft)	58-78(ft)	58-78(ft)
				Sample Date	06/23/15	09/02/15	12/01/15	02/03/16	06/24/15	09/01/15	09/01/15	12/02/15	12/02/15	02/02/16	02/02/16
Volatile Organic Compounds by Method SW8260B (µg/L)															
Tetrachloroethene	--	--	--	5	0.4 U	0.4 U	0.4 U	0.4 U	0.4 U	0.4 U	0.4 U	0.4 U	0.4 U	0.4 U	0.4 U
Toluene	--	--	750	1000	2.2	0.8 U	0.4 U	0.8 U	12	0.8 U	0.8 U	0.4 U	0.4 U	0.8 U	0.8 U
trans-1,2-Dichloroethene	--	--	--	100	0.4 U	0.4 U	0.4 U	0.4 U	0.4 U	0.4 U	0.4 U	0.4 U	0.4 U	0.4 U	0.4 U
trans-1,3-Dichloropropene	--	--	--	--	0.4 U	0.4 U	0.4 U	0.4 U	0.4 U	0.4 U	0.4 U	0.4 U	0.4 U	0.4 U	0.4 U
Trichloroethene	--	--	100	5	0.4 U	0.4 U	0.4 U	0.4 U	0.4 U	0.4 U	0.4 U	0.4 U	0.4 U	0.4 U	0.4 U
Trichlorofluoromethane	--	--	--	--	0.8 U	0.8 U	0.8 U	0.8 U	0.8 U	0.8 U	0.8 U	0.8 U	0.8 U	0.8 U	0.8 U
Vinyl chloride	--	--	1	2	0.8 U	0.8 U	0.2 U	0.8 U	0.8 U	0.8 U	0.8 U	0.2 U	0.2 U	0.8 U	0.8 U
Semivolatile Organic Compounds by Method SW8270 (µg/L)															
1,2,4,5-Tetrachlorobenzene	--	--	--	--	3.1 U	2.9 U	3 U	3 U	3.3 U	2.9 U	2.9 U	2.9 U	3.1 U	2.9 U	3 U
2,4,5-Trichlorophenol	--	--	--	--	6.2 U	5.8 U	6.1 U	6 U	6.7 U	5.9 U	5.8 U	5.9 U	6.2 U	5.8 U	5.9 U
2,4,6-Trichlorophenol	--	--	--	--	6.2 U	5.8 U	6.1 U	6 U	6.7 U	5.9 U	5.8 U	5.9 U	6.2 U	5.8 U	5.9 U
2,4-Dichlorophenol	--	--	--	--	6.2 U	5.8 U	6.1 U	6 U	6.7 U	5.9 U	5.8 U	5.9 U	6.2 U	5.8 U	5.9 U
2,4-Dimethylphenol	--	--	--	--	6.2 U	5.8 U	6.1 U	6 U	6.7 U	5.9 U	5.8 U	5.9 U	6.2 U	5.8 U	5.9 U
2,4-Dinitrotoluene	--	--	--	--	6.2 U	5.8 U	6.1 U	6 U	6.7 U	5.9 U	5.8 U	5.9 U	6.2 U	5.8 U	5.9 U
2,6-Dichlorophenol	--	--	--	--	6.2 U	5.8 U	6.1 U	6 U	6.7 U	5.9 U	5.8 U	5.9 U	6.2 U	5.8 U	5.9 U
2,6-Dinitrotoluene	--	--	--	--	6.2 U	5.8 U	6.1 U	6 U	6.7 U	5.9 U	5.8 U	5.9 U	6.2 U	5.8 U	5.9 U
2-Chloronaphthalene	--	--	--	--	3.1 U	2.9 U	3 U	3 U	3.3 U	2.9 U	2.9 U	2.9 U	3.1 U	2.9 U	3 U
2-Chlorophenol	--	--	--	--	6.2 U	5.8 U	6.1 U	6 U	6.7 U	5.9 U	5.8 U	5.9 U	6.2 U	5.8 U	5.9 U
2-Methylphenol	--	--	--	--	3.1 U	2.9 U	3 U	3 U	3.3 U	2.9 U	2.9 U	2.9 U	3.1 U	2.9 U	3 U
2-Nitroaniline	--	--	--	--	6.2 U	5.8 U	6.1 U	6 U	6.7 U	5.9 U	5.8 U	5.9 U	6.2 U	5.8 U	5.9 U
2-Nitrophenol	--	--	--	--	6.2 U	5.8 U	6.1 U	6 U	6.7 U	5.9 U	5.8 U	5.9 U	6.2 U	5.8 U	5.9 U
3,3'-Dichlorobenzidine	--	--	--	--	3.1 U	2.9 U	3 U	3 U	3.3 U	2.9 U	2.9 U	2.9 U	3.1 U	2.9 U	3 U
3-Methylphenol & 4-Methylphenol	--	--	--	--	3.1 U	2.9 U	3 U	3 U	3.3 U	2.9 U	2.9 U	2.9 U	3.1 U	2.9 U	3 U
3-Nitroaniline	--	--	--	--	3.1 U	2.9 U	3 U	3 U	3.3 U	2.9 U	2.9 U	2.9 U	3.1 U	2.9 U	3 U
4,6-Dinitro-2-methylphenol	--	--	--	--	6.2 U	5.8 U	6.1 U	6 U	6.7 U	5.9 U	5.8 U	5.9 U	6.2 U	5.8 U	5.9 U
4-Bromophenyl phenyl ether	--	--	--	--	3.1 U	2.9 U	3 U	3 U	3.3 U	2.9 U	2.9 U	2.9 U	3.1 U	2.9 U	3 U
4-Chloro-3-methylphenol	--	--	--	--	6.2 U	5.8 U	6.1 U	6 U	6.7 U	5.9 U	5.8 U	5.9 U	6.2 U	5.8 U	5.9 U
4-Chloroaniline	--	--	--	--	6.2 U	5.8 U	6.1 U	6 U	6.7 U	5.9 U	5.8 U	5.9 U	6.2 U	5.8 U	5.9 U
4-Chlorophenyl phenyl ether	--	--	--	--	3.1 U	2.9 U	3 U	3 U	3.3 U	2.9 U	2.9 U	2.9 U	3.1 U	2.9 U	3 U
4-Nitroaniline	--	--	--	--	3.1 U	2.9 U	3 U	3 U	3.3 U	2.9 U	2.9 U	2.9 U	3.1 U	2.9 U	3 U
4-Nitrophenol	--	--	--	--	21 U	19 U	20 U	20 U	22 U	20 U	19 U	20 U	21 U	19 U	20 U
Acetophenone	--	--	--	--	10 U	9.7 U	10 U	10 U	11 U	9.8 U	9.6 U	9.8 U	10 U	9.6 U	9.9 U
Atrazine	--	--	--	--	52 U	49 U	51 U	50 UN	55 U	49 U	48 U	49 U	52 U	48 UN	49 UN
Azobenzene	--	--	--	--	3.1 U	2.9 U	3 U	3 U	3.3 U	2.9 U	2.9 U	2.9 U	3.1 U	2.9 U	3 U
Benzaldehyde	--	--	--	--	21 U	19 U	20 U	20 U	22 U	20 U	19 U	20 UJ	21 UJ	19 U	20 U
Biphenyl	--	--	--	--	10 U	9.7 U	10 U	10 U	11 U	9.8 U	9.6 U	9.8 U	10 U	9.6 U	9.9 U
bis (2-chloroisopropyl) ether	--	--	--	--	3.1 U	2.9 U	3 U	3 U	3.3 U	2.9 U	2.9 U	2.9 U	3.1 U	2.9 U	3 U
Bis(2-chloroethoxy)methane	--	--	--	--	3.1 U	2.9 U	3 U	3 U	3.3 U	2.9 U	2.9 U	2.9 U	3.1 U	2.9 U	3 U
Bis(2-chloroethyl)ether	--	--	--	--	3.1 U	2.9 U	3 U	3 U	3.3 U	2.9 U	2.9 U	2.9 U	3.1 U	2.9 U	3 U
Bis(2-ethylhexyl) phthalate	--	--	--	6	3.1 U	2.9 U	3 U	3 U	3.3 U	2.9 U	2.9 U	2.9 U	3.1 U	2.9 U	3 U
Butyl benzyl phthalate	--	--	--	--	3.1 U	2.9 U	3 U	3 U	3.3 U	2.9 U	2.9 U	2.9 U	3.1 U	2.9 U	3 U
Caprolactam	--	--	--	--	52 U	49 U	51 U	50 UN	55 U	49 U	48 U	49 U	52 U	48 UN	49 UN
Carbazole	--	--	--	--	3.1 U	2.9 U	3 U	3 U	3.3 U	2.9 U	2.9 U	2.9 U	3.1 U	2.9 U	3 U
Dibenzofuran	--	--	--	--	3.1 U	2.9 U	3 U	3 U	3.3 U	2.9 U	2.9 U	2.9 U	3.1 U	2.9 U	3 U
Diethyl phthalate	--	--	--	--	3.1 U	2.9 U	3 U	3 U	3.3 U	2.9 U	2.9 U	2.9 U	3.1 U	2.9 U	3 U

Analytical Results for Groundwater Samples for the Open Detonation Unit, Kirtland Air Force Base, June 2015-February 2016 (Page 9 of 11)

Analyte	NMED Calculated Background Values (Jan 1995)[a]	DOE Suggested Maximum Background Values (Dec 1997)[b]	New Mexico Groundwater Quality Standards[c]	EPA Maximum Contaminant Levels/ Secondary Contaminant Levels[d]											
				Location	**KAFB-2903**				**KAFB-2904**						
				Sample Identification	OT-29-GW-2903-JUNE2015	OT29-GW-2903-02092015	OT29-GW-2903-01122015	OT29-GW-2903-03022016	OT-29-GW-2904-JUNE2015	OT29-GW-2904-01092015	OT29-FD-2904-01092015	OT29-GW-2904-02122015	OT29-FD-2904-02122015	OT29-GW-2904-02022016	OT29-FD-2904-02022016
				Sample Type	N	N	N	N	N	N	FD	N	FD	N	FD
				Sample Depth	165-185(ft)	165-185(ft)	165-185(ft)	165-185(ft)	58-78(ft)	58-78(ft)	58-78(ft)	58-78(ft)	58-78(ft)	58-78(ft)	58-78(ft)
				Sample Date	06/23/15	09/02/15	12/01/15	02/03/16	06/24/15	09/01/15	09/01/15	12/02/15	12/02/15	02/02/16	02/02/16
Semivolatile Organic Compounds by Method SW8270 (µg/L)															
Dimethyl phthalate	--	--	--	--	3.1 U	2.9 U	3 U	3 U	3.3 U	2.9 U	2.9 U	2.9 U	3.1 U	2.9 U	3 U
Di-n-butyl phthalate	--	--	--	--	3.1 U	2.9 U	3 U	3 U	3.3 U	2.9 U	2.9 U	2.9 U	3.1 U	2.9 U	3 U
Di-n-octyl phthalate	--	--	--	--	3.1 U	2.9 U	3 U	3 U	3.3 U	2.9 U	2.9 U	2.9 U	3.1 U	2.9 U	3 U
Hexachlorobenzene	--	--	--	1	3.1 U	2.9 U	3 U	3 U	3.3 U	2.9 U	2.9 U	2.9 U	3.1 U	2.9 U	3 U
Hexachlorobutadiene	--	--	--	--	3.1 U	2.9 U	3 U	3 U	3.3 U	2.9 U	2.9 U	2.9 U	3.1 U	2.9 U	3 U
Hexachlorocyclopentadiene	--	--	0	--	10 U	9.7 U	10 U	10 U	11 U	9.8 U	9.6 U	9.8 U	10 U	9.6 U	9.9 U
Hexachloroethane	--	--	--	--	3.1 U	2.9 U	3 U	3 U	3.3 U	2.9 U	2.9 U	2.9 U	3.1 U	2.9 U	3 U
Isophorone	--	--	--	--	3.1 U	2.9 U	3 U	3 U	3.3 U	2.9 U	2.9 U	2.9 U	3.1 U	2.9 U	3 U
Nitrobenzene	--	--	--	--	6.2 U	5.8 U	6.1 U	6 U	6.7 U	5.9 U	5.8 U	5.9 U	6.2 U	5.8 U	5.9 U
N-Nitrosodimethylamine	--	--	--	--	3.1 U	2.9 U	3 U	3 U	3.3 U	2.9 U	2.9 U	2.9 U	3.1 U	2.9 U	3 U
N-Nitrosodi-n-propylamine	--	--	--	--	3.1 U	2.9 U	3 U	3 U	3.3 U	2.9 U	2.9 U	2.9 U	3.1 U	2.9 U	3 U
N-Nitrosodiphenylamine	--	--	--	--	3.1 U	2.9 U	3 U	3 U	3.3 U	2.9 U	2.9 U	2.9 U	3.1 U	2.9 U	3 U
Pentachlorophenol	--	--	--	1	21 U	19 U	20 U	20 U	22 U	20 U	19 U	20 U	21 U	19 U	20 U
Phenol	--	--	5	--	3.1 U	2.9 U	3 U	3 U	3.3 U	2.9 U	2.9 U	2.9 U	3.1 U	2.9 U	3 U
1,4-Dioxane by Method SW8270SIM (µg/L)															
1,4-Dioxane	--	--	--	--	0.52 U	0.49 U	0.47 U	0.5 U	0.53 U	0.48 U	0.48 U	0.47 U	0.47 U	0.48 U	0.48 U
Polynuclear Aromatic Hydrocarbons by Method SW8270SIM (ng/L)															
1-Methylnaphthalene	--	--	30000	--	16 U	14 U	15 U	15 U	17 U	14 U	15 U	15 U	14 U	14 U	14 U
2-Methylnaphthalene	--	--	30000	--	16 U	14 U	15 U	15 U	17 U	14 U	15 U	15 U	14 U	14 U	14 U
Acenaphthene	--	--	--	--	16 U	14 U	15 U	15 U	17 U	14 U	15 U	15 U	14 U	14 U	14 U
Acenaphthylene	--	--	--	--	16 U	14 U	15 U	15 U	17 U	14 U	15 U	15 U	14 U	14 U	14 U
Anthracene	--	--	--	--	16 U	14 U	15 U	15 U	17 U	14 U	15 U	15 U	14 U	14 U	14 U
Benzo[a]anthracene	--	--	--	--	16 U	14 U	15 U	15 U	17 U	14 U	15 U	15 U	14 U	14 U	14 U
Benzo[a]pyrene	--	--	700000	200000	16 U	14 U	15 U	15 U	17 U	14 U	15 U	15 U	14 U	14 U	14 U
Benzo[b]fluoranthene	--	--	--	--	32 U	29 U	30 U	30 U	34 U	29 U	29 U	29 U	29 U	29 U	29 U
Benzo[g,h,i]perylene	--	--	--	--	16 U	14 U	15 U	15 U	17 U	14 U	15 U	15 U	14 U	14 U	14 U
Benzo[k]fluoranthene	--	--	--	--	32 U	29 U	30 U	30 U	34 U	29 U	29 U	29 U	29 U	29 U	29 U
Chrysene	--	--	--	--	16 U	14 U	15 U	15 U	17 U	14 U	15 U	15 U	14 U	14 U	14 U
Dibenz(a,h)anthracene	--	--	--	--	32 U	29 U	30 U	30 U	34 U	29 U	29 U	29 U	29 U	29 U	29 U
Fluoranthene	--	--	--	--	16 U	14 U	15 U	15 U	17 U	14 U	15 U	15 U	14 U	14 U	14 U
Fluorene	--	--	--	--	16 U	14 U	15 U	15 U	17 U	14 U	15 U	15 U	14 U	14 U	14 U
Indeno[1,2,3-cd]pyrene	--	--	--	--	32 U	29 U	30 U	30 U	34 U	29 U	29 U	29 U	29 U	29 U	29 U
Naphthalene	--	--	30000	--	16 U	14 U	15 U	15 U	17 U	14 U	15 U	15 U	14 U	14 U	14 U
Phenanthrene	--	--	--	--	16 U	14 U	15 U	15 U	17 U	14 U	15 U	15 U	14 U	14 U	14 U
Pyrene	--	--	--	--	16 U	14 U	15 U	15 U	17 U	14 U	15 U	15 U	14 U	14 U	14 U
Dioxins/Furans by Method SW8290 (pg/L)															
1,2,3,4,6,7,8,9-OCDD	--	--	--	--				17 U						13 U	11 U
1,2,3,4,6,7,8-HpCDD	--	--	--	--	1.4 U	0.74 U	0.76 U	0.68 U	1.3 U	0.27 U	0.63 U	1.4 U	2.3 U	1.5 U	1 U
1,2,3,4,6,7,8-HpCDF	--	--	--	--	1 U	0.49 U	0.16 U	0.39 U	1 U	0.17 U	0.43 U	1.3 U	9.6 J	1.3 U	0.91 U
1,2,3,4,7,8,9-HpCDF	--	--	--	--	0.63 J	0.17 U	0.2 U	0.28 U	0.56 J	0.2 U	0.16 U	1.2 J	0.99 J	0.41 U	0.31 U
1,2,3,4,7,8-HxCDD	--	--	--	--	0.44 J	0.25 U	0.17 U	0.3 U	0.23 U	0.25 U	0.21 U	0.59 J	0.25 U	0.38 U	0.3 U
1,2,3,4,7,8-HxCDF	--	--	--	--	0.49 J	0.27 U	0.15 U	0.18 U	0.28 U	0.25 U	0.22 U	0.5 J	5.2 J	0.31 U	0.33 U
1,2,3,6,7,8-HxCDD	--	--	--	--	0.6 J	0.22 U	0.17 U	0.29 U	0.21 U	0.22 U	0.18 U	0.84 J	0.24 U	0.37 U	0.29 U
1,2,3,6,7,8-HxCDF	--	--	--	--	0.75 J	0.24 U	0.14 U	0.17 U	0.51 J	0.22 U	0.19 U	0.2 U	1.2 U	0.29 U	0.22 U
1,2,3,7,8,9-HxCDD	--	--	--	--	0.8 J	0.21 U	0.15 U	0.25 U	0.34 J	0.2 U	0.17 U	0.84 J	0.86 J	0.32 U	0.25 U

Analytical Results for Groundwater Samples for the Open Detonation Unit, Kirtland Air Force Base, June 2015-February 2016 (Page 10 of 11)

Analyte	NMED Calculated Background Values (Jan 1995)[a]	DOE Suggested Maximum Background Values (Dec 1997)[b]	New Mexico Groundwater Quality Standards[c]	EPA Maximum Contaminant Levels/ Secondary Contaminant Levels[d]											
				Location	**KAFB-2903**				**KAFB-2904**						
				Sample Identification	OT-29-GW-2903-JUNE2015	OT29-GW-2903-02092015	OT29-GW-2903-01122015	OT29-GW-2903-03022016	OT-29-GW-2904-JUNE2015	OT29-GW-2904-01092015	OT29-FD-2904-01092015	OT29-GW-2904-02122015	OT29-FD-2904-02122015	OT29-GW-2904-02022016	OT29-FD-2904-02022016
				Sample Type	N	N	N	N	N	N	FD	N	FD	N	FD
				Sample Depth	165-185(ft)	165-185(ft)	165-185(ft)	165-185(ft)	58-78(ft)	58-78(ft)	58-78(ft)	58-78(ft)	58-78(ft)	58-78(ft)	58-78(ft)
				Sample Date	06/23/15	09/02/15	12/01/15	02/03/16	06/24/15	09/01/15	09/01/15	12/02/15	12/02/15	02/02/16	02/02/16
Dioxins/Furans by Method SW8290 (pg/L)															
1,2,3,7,8,9-HxCDF	--	--	--	--	0.27 U	0.29 U	0.15 U	0.18 U	0.29 U	0.26 U	0.23 U	0.9 J	0.32 J	0.32 U	0.24 U
1,2,3,7,8-PeCDD	--	--	--	--	0.51 J	0.35 U	0.28 U	0.42 U	0.31 U	0.43 U	0.35 U	0.32 U	0.33 U	0.49 U	0.43 U
1,2,3,7,8-PeCDF	--	--	--	--	0.18 U	0.19 U	0.19 U	0.25 U	0.19 U	0.17 U	0.17 U	0.24 U	0.4 J	0.38 U	0.31 U
2,3,4,6,7,8-HxCDF	--	--	--	--	0.62 J	0.27 U	0.15 U	0.18 U	0.54 J	0.24 U	0.21 U	0.84 U	0.7 U	0.31 U	0.23 U
2,3,4,7,8-PeCDF	--	--	--	--	0.19 U	0.19 U	0.2 U	0.25 U	0.2 U	0.18 U	0.18 U	0.24 U	0.64 J	0.39 U	0.32 U
2,3,7,8-TCDD	--	--	--	--	0.29 U	0.26 U	0.2 U	0.32 U	0.3 U	0.27 U	0.31 U	0.22 U	0.22 U	0.33 U	0.3 U
2,3,7,8-TCDF	--	--	--	--	0.15 U	0.18 U	0.17 U	0.21 U	0.17 U	0.18 U	0.16 U	0.15 U	0.17 U	0.23 U	0.18 U
OCDD	--	--	--	--	7 U	2.3 U	6.7 U		6.6 U	3 U	2.2 U	7.2 U	16 U		
OCDF	--	--	--	--	2.5 U	0.36 U	1.1 U	8.4 U	2.8 U	0.92 U	1.1 U	2.8 U	10 U	7.7 U	5 U
Total HpCDD	--	--	--	--	2.4 U	1.8 U	1.7 U	0.68 U	2.2 U	0.86 U	0.63 U	1.9 U	4.1 U	3 U	1.9 U
Total HpCDF	--	--	--	--	1.7 U	0.49 U	0.2 U	0.39 U	1.6 U	0.21 U	0.43 U	2.5 U	12 J	1.3 U	0.91 U
Total HxCDD	--	--	--	--	1.8 J	0.23 J	0.17 U	0.3 U	0.34 J	0.25 U	0.21 U	2.3 J	0.86 J	0.38 U	0.3 U
Total HxCDF	--	--	--	--	1.9 J	0.29 U	0.15 U	0.18 U	1 J	0.26 U	0.23 U	2.2 U	7.4 J	0.32 U	0.33 U
Total PeCDD	--	--	--	--	0.51 J	0.35 U	0.28 U	0.42 U	0.31 U	0.43 U	0.35 U	0.32 U	0.33 U	0.49 U	0.43 U
Total PeCDF	--	--	--	--	0.19 U	0.19 U	0.2 U	0.25 U	0.2 U	0.18 U	0.18 U	0.24 U	2.1 J	0.39 U	0.32 U
Total TCDD	--	--	--	--	0.29 U	0.26 U	0.2 U	0.32 U	0.3 U	0.27 U	0.31 U	0.22 U	0.22 U	0.33 U	0.3 U
Total TCDF	--	--	--	--	0.15 U	0.18 U	0.17 U	0.88 J	0.17 U	0.18 U	0.16 U	0.15 U	0.17 U	0.23 U	0.18 U
Explosives by Method SW8330B (µg/L)															
1,3,5-Trinitrobenzene	--	--	--	--	0.11 U	0.1 U	0.1 U	0.1 U	0.1 U	0.1 U	0.1 U	0.1 U	0.1 U	0.1 U	0.1 U
1,3-Dinitrobenzene	--	--	--	--	0.11 U	0.1 U	0.1 U	0.1 U	0.1 U	0.1 U	0.1 U	0.1 U	0.1 U	0.1 U	0.1 U
2,4,6-Trinitrotoluene	--	--	--	--	0.11 U	0.1 U	0.1 U	0.1 U	0.1 U	0.1 U	0.1 U	0.1 U	0.1 U	0.1 U	0.1 U
2,4-Dinitrotoluene	--	--	--	--	0.11 U	0.1 U	0.1 U	0.1 U	0.1 U	0.1 U	0.1 U	0.1 U	0.1 U	0.1 U	0.1 U
2,6-Dinitrotoluene	--	--	--	--	0.11 U	0.1 U	0.1 U	0.1 U	0.1 U	0.1 U	0.1 U	0.1 U	0.1 U	0.1 U	0.1 U
2-Amino-4,6-dinitrotoluene	--	--	--	--	0.11 U	0.1 U	0.1 U	0.1 U	0.1 U	0.1 U	0.1 U	0.1 U	0.1 U	0.1 U	0.1 U
2-Nitrotoluene	--	--	--	--	0.21 U	0.2 U	0.2 U	0.2 U	0.21 U	0.2 U	0.2 U	0.2 U	0.2 U	0.2 U	0.2 U
3-Nitrotoluene	--	--	--	--	0.21 U	0.2 U	0.2 U	0.2 U	0.21 U	0.2 U	0.2 U	0.2 U	0.2 U	0.2 U	0.2 U
4-Amino-2,6-dinitrotoluene	--	--	--	--	0.11 U	0.1 U	0.1 U	0.1 U	0.1 U	0.1 U	0.1 U	0.1 U	0.1 U	0.1 U	0.1 U
4-Nitrotoluene	--	--	--	--	0.21 U	0.2 U	0.2 U	0.2 U	0.21 U	0.2 U	0.2 U	0.2 U	0.2 U	0.2 U	0.2 U
HMX	--	--	--	--	0.11 U	0.1 U	0.1 U	0.1 U	0.1 U	0.1 U	0.1 U	0.1 U	0.1 U	0.1 U	0.1 U
Nitrobenzene	--	--	--	--	0.11 U	0.1 U	0.1 U	0.1 U	0.1 U	0.1 U	0.1 U	0.1 U	0.1 U	0.1 U	0.1 U
Nitroglycerin	--	--	--	--	0.79 U	0.76 U	0.76 U	0.75 U	0.78 U	0.76 U	0.77 U	0.75 U	0.76 U	0.75 U	0.76 U
PETN	--	--	--	--	0.79 U	0.76 U	0.76 U	0.75 U	0.78 U	0.76 U	0.77 U	0.75 U	0.76 U	0.75 U	0.76 U
RDX	--	--	--	--	0.11 U	0.1 U	0.1 U	0.1 U	0.1 U	0.1 U	0.1 U	0.1 U	0.1 U	0.1 U	0.1 U
Tetryl	--	--	--	--	0.11 U	0.1 U	0.1 U	0.1 U	0.1 U	0.1 U	0.1 U	0.1 U	0.1 U	0.1 U	0.1 U
Sulfides by Method SW9034 (mg/L)															
Sulfide	--	--	--	--	1.9 U	1.9 U	1.9 UJ	1.9 UJ	1.9 U	1.9 U	1.9 U	1.9 UJ	1.9 UJ	1.9 UJ	1.9 UJ
Anions by Method SW9056 (mg/L)															
Bromide	2.5	--	--	--	1	0.95 J	1	1	0.89	0.92 J	0.9 J	0.94 J	0.93 J	0.95 J	0.96 J
Chloride	485	--	250	--	230	230	220 J	230	190	200 J	10 J	200	200	200	210
Fluoride	3.062	--	1.6	--	1.3	1.2	1.4	1.2	**1.6**	**1.9**	**1.9**	**2**	**2**	**2.1**	**2.1**
Nitrate as N	42.267	4	10	10	2.7	3	2.8	4.1	2.3 J	0.66	0.8	0.77 J	0.72	0.06 UJ	0.78 J
Nitrite as N	42.267	4	1	1	0.03 U	0.06 U	0.06 U	0.03 U	0.03 U	0.06 U	0.06 U	0.06 U	0.06 U	0.06 UJ	0.06 UJ
Sulfate	124.7	--	600	--	99	93	94	97	79	79	79	78	78	80 J	81 J
TOC by Method SW9060 (mg/L)															
Total Organic Carbon	--	--	--	--	0.32 J	0.41 J	0.9 U	0.27 U	0.49 U	0.23 J	0.33 J	0.46 U	0.27 U	0.19 U	0.5 U

Shaded cells exceed EPA maximum contaminant level

Bolded values exceed New Mexico Groundwater Quality Standard

[a] Background Ground-Water Quality of the Kirtland Air Force Base Area, Bernalillo County, New Mexico. NMED 1995.

[b] Approved Background Concentrations Sandia National Laboratories/Kirtland Air Force Base. NMED, 1997.

[c] New Mexico Water Quality Control Commission Water Quality Standards, New Mexico Administrative Code 20.6.2.3103

[d] Secondary standards shown in parentheses

[e] Hazardous Waste Treatment Facility Operating Permit for the Open Detonation Unit, perchlorate screening level. 2010

-- screening level not established

DOE - Department of Energy

EPA - US Environmental Protection Agency

fd - field duplicate sample

ft - feet

J - The analyte was positively identified; the associated numerical value is the approximate concentration of the analyte in the sample.

µg/L - microgram per liter

mg/L - milligram per liter

n - normal sample

ng/L - nanogram per liter

NMED - New Mexico Environment Department

pg/Liter - picogram per liter

U - The analyte was analyzed for but was not detected above the reported sample quantitation limit.

UJ - The analyte was not detected above the reported sample quantitation. However, the reported quantitation limit is approximate and may or may not represent the actual limit of quantitation necessary to accurately and precisely measure the analyte in the sample.

APPENDIX C

Groundwater Samples Data Quality Evaluation Reports,
June 2015 through February 2016

APPENDIX C

June 2015 Data Quality Evaluation Report
Open Detonation Unit at Kirtland Air Force Base

CONTENTS

Section **Page**

1.0 INTRODUCTION 5
1.1 Analytical Data 5
2.0 DATA VERIFICATION RESULTS 6
2.1 Completeness Evaluation 6
2.1.1 Sampling Completeness 6
2.1.2 Analytical Completeness 6
2.2 Representativeness Evaluation 6
2.2.1 Holding Time and Preservation 6
2.3 Accuracy Evaluation 7
2.3.1 Calibration 7
2.3.2 Method Blank Samples 7
2.3.3 Field Blank Samples 8
2.3.4 Laboratory Control Samples 8
2.3.5 Internal Standards 8
2.3.6 Surrogate Samples 8
2.3.7 Matrix Spikes 8
2.3.8 Post Digestion Spikes 9
2.3.9 Sample Quantitation 10
2.4 Precision Evaluation 10
2.4.1 Field Duplicates 10
2.4.2 Laboratory Control Sample Duplicates 10
2.4.3 Matrix Spike Duplicate Samples 10
2.4.4 Serial Dilutions 10
2.4.5 Confirmation 11
2.5 Comparability Evaluation 11
2.6 Overall Assessment 11
REFERENCES 13

ATTACHMENT

Data Verification Tables

1 Summary of Analytical Parameters for Groundwater Samples for the Open Detonation Unit, Kirtland Air Force Base, June 2015

2 Summary of Data Qualification for Groundwater Samples for the Open Detonation Unit, Kirtland Air Force Base, June 2015

3 Summary of Analytical Results for Groundwater Samples for the Open Detonation Unit, Kirtland Air Force Base, June 2015

4 Holding Times for Groundwater Samples for the Open Detonation Unit, Kirtland Air Force Base, June 2015

5 Trip and Method Blank Data Summary for Groundwater Samples for the Open Detonation Unit, Kirtland Air Force Base, June 2015

6 Laboratory Control Samples Data Summary for Groundwater Samples for the Open Detonation Unit, Kirtland Air Force Base, June 2015

7 Matrix Spike and Matrix Spike Duplicate Sample Data Summary for Groundwater Samples for the Open Detonation Unit, Kirtland Air Force Base, June 2015

ACRONYMS AND ABBREVIATIONS

AFB	Air Force Base
CCB	continuing calibration blank
CCV	continuing calibration verification
%D	percent difference
DQE	data quality evaluation
EMPC	estimated maximum possible concentration
EPA	U.S. Environmental Protection Agency
FD	field duplicate
LCS	laboratory control spike
LCSD	laboratory control spike duplicate
LOQ	limit of quantitation
MS	matrix spike
MSD	matrix spike duplicate
PARCCS	precision, accuracy, representativeness, comparability, completeness, and sensitivity
PDS	post digestion spike
QC	quality control
%R	percent recovery
RPD	relative percent difference
TB	trip blank
UFP-QAPP	Uniform Federal Policy Quality Assurance Project Plan
USAF	U.S. Air Force

THIS PAGE INTENTIONALLY LEFT BLANK

1.0 INTRODUCTION

This data quality evaluation (DQE) report presents the analytical results for groundwater samples collected from the Open Detonation Unit at Kirtland Air Force Base (AFB), New Mexico. Groundwater samples were collected June 22 through June 29, 2015. Guidance for this DQE report came from the *Uniform Federal Policy-Quality Assurance Project Plan (UFP-QAPP) to Support Closure of the Open Burn and Open Detonation Units at Kirtland AFB* (U.S. Air Force [USAF], 2012), the *Closure Plan for the Open Detonation Unit* (USAF, 2015), and individual method requirements. The analytical results were evaluated using the criteria of precision, accuracy, representativeness, comparability, completeness, and sensitivity (PARCCS) as defined in the UFP-QAPP.

1.1 Analytical Data

This DQE report provides the results and validation for four groundwater samples, one field duplicate (FD) and four trip blanks (TB) reported in eight sample delivery groups identified as 320-13589-1, 320-13289-2, 320-13610-1, 320-13610-2, 320-13633-1, 320-13633-2, 320-13722-1 and 320-13722-2 The samples were collected and delivered to TestAmerica Laboratories, Inc. in Sacramento, California. TestAmerica subcontracted the white phosphorus analysis to ALS in Salt Lake City, Utah and the dioxin/furan analysis to TestAmerica Laboratories, Inc. in Denver, Colorado.

The samples were analyzed by the methods listed in Table 1. The analytical results and quality control tables are located in the attachment of this report.

The analytical results were assessed by reviewing the following: (1) the chain-of-custody documentation; (2) holding-time compliance; (3) calibration criteria; (4) method blank and field blank samples; (5) laboratory control spike/laboratory control spike duplicate samples (LCS/LSCD); (6) surrogate spike recoveries; (7) matrix spike/matrix spike duplicate samples (MS/MSD); (8) FD precision; (9) internal standard recoveries; and (10) the required quality control (QC) samples at the specified frequencies.

Data flags were assigned according to the UFP-QAPP. Multiple flags are routinely applied to specific sample method, matrix, and analyte combinations, but there will only be one final flag. A final flag is applied to the data and is the most conservative of the applied validation flags. The final flag also includes matrix and blank sample impacts.

The data flags are those listed in the UFP-QAPP and are defined below:

J The analyte was positively identified; the associated numerical value is the approximate concentration of the analyte in the sample.

R The sample result was rejected due to serious deficiencies in the ability to analyze the sample and meet the QC criteria. The presence or absence of the analyte could not be verified.

U The analyte was analyzed for but was not detected above the reported sample quantitation limit.

UJ The analyte was not detected above the reported sample quantitation limit. However, the reported quantitation limit is approximate and may or may not represent the actual limit of quantitation necessary to accurately and precisely measure the analyte in the sample.

A summary of the qualified data is presented in Table 2.

2.0 DATA VERIFICATION RESULTS

2.1 Completeness Evaluation

2.1.1 Sampling Completeness

Sampling completeness was assessed by reviewing the chain-of-custody documentation. Required procedures were followed and all acceptance criteria were met indicating sample completeness for this project was 100 percent.

2.1.2 Analytical Completeness

Analytical completeness was evaluated using the following equation:

$$\text{Completeness} = \frac{\text{Number of valid data points}}{\text{Total number of measurements}} \times 100$$

Where:

The number of valid data points is the total number of valid analytical measurements based on the precision, accuracy, and holding-time evaluation.

All samples were analyzed according to the UFP-QAPP. Based on the results of the data verification, the data are considered valid as qualified. The completeness goal of 95 percent was met for all method and analyte combinations.

The analytical results are listed in Table 3.

2.2 Representativeness Evaluation

Representativeness is a qualitative expression of the degree to which sample data accurately and precisely represent a characteristic of a population, sampling point or an environmental condition. Representativeness is maximized by ensuring that the number and location of sampling points, sample collection and analysis methods are appropriate for the specific investigation and that the sampling and analysis program provides data that reflects “true” site conditions. The data were evaluated for representativeness by assessing the following: the use of standard methods and reporting units, sample preservation and holding-time compliance.

2.2.1 Holding Time and Preservation

Holding time is the length of time after sample collection to extraction and/or analysis. All sample analyses met holding-time requirements for this project.

Sample OT-29-GW-2901-JUNE2015 was received at the laboratory above temperature compliance for white phosphorus due to a delay in sample delivery by the carrier. The shipping cooler temperature was 12 degrees Celsius, showing that the cooler was lower than ambient conditions, contained some ice, and the time above temperature criteria was limited. The result was qualified as an estimated non-detect and flagged “UJ” in the sample.

The sample holding times are listed in Table 4.

2.3 Accuracy Evaluation

Accuracy is a measure of the level of agreement between a measurement and a known true value. Accuracy is evaluated by percent recovery (%R), which is calculated using the following equation:

$$\%R = \frac{A-B}{C} \times 100$$

Where,

A = the measured concentration of the analyte in the spiked sample;
B = the measured concentration of the analyte in the unspiked sample; and
C = the concentration of the analyte used for spiking.

Accuracy was evaluated using initial and continuing calibration recoveries, LCS/LCSD recoveries, MS/MSD recoveries, post digestion spike recoveries, internal standard recoveries, surrogate spike recoveries, and the evaluation of method and field blank data.

2.3.1 Calibration

Initial and continuing calibration analyses were performed as required by the methods and acceptance criteria were met with the following exceptions:

- The percent difference (%D) for trichlorofluoromethane exceeded criteria in one continuing calibration verification (CCV) standard associated with Method SW8260B, indicating a possible high bias. The data were not qualified because the associated samples did not contain reportable levels of trichlorofluoromethane.

- The %Ds for 1,2-dibromoethane and 1,2,3-trichloropropane exceeded criteria in one CCV associated with Method SW8011, indicating a possible high bias. The data were not qualified because the associated sample did not contain reportable levels of these analytes.

- Sodium, potassium, vanadium and total organic carbon were detected at concentrations less than the limit of quantitation (LOQ) in a few continuing calibration blanks (CCB) associated with Methods SW6010B, SW6020 and SW9060, while nitrate was detected at a concentration greater than the LOQ in one CCB associated with Method SW9056. The data were qualified as not detected and flagged “U” when the sample concentrations were less than five times the blank concentrations.

2.3.2 Method Blank Samples

A method blank is a clean matrix and is carried through the same analytical procedures as the environmental samples. Method blank samples were analyzed at the required frequency and were free of contamination with the following exceptions:

- Multiple analytes were detected at concentrations less than the LOQ in the method blanks associated with Method SW8290. The data were qualified as not detected and flagged “U” when the associated sample concentrations were less than five times the blank concentrations.

- Total organic carbon was detected at a concentration less than the LOQ in one method blank associated with Method SW9060. The result was qualified as not detected and flagged “U” in the associated sample.

- Several analytes were detected at concentrations less than the LOQ in a few method blanks associated with Methods SW8260B and SW9056. The data were not qualified because the associated sample concentrations were greater than five times the blank concentrations or the analytes were not detected in the samples.

The results of the method blank analyses are presented in Table 5.

2.3.3 Field Blank Samples

The TB samples were collected, analyzed, and were free of contamination.

The results of the TB analysis are presented in Table 5.

2.3.4 Laboratory Control Samples

The LCS/LCSD samples were analyzed to assess accuracy in the absence of matrix effects and acceptance criteria were met with the following exceptions:

- Nitroglycerine was recovered greater than the upper control limit in one LCS associated with Method SW8330B, indicating a possible high bias. The result was not qualified because the associated sample did not contain reportable levels of nitroglycerine.

- The recovery for 1,2,3-trichloropropane was greater than the upper control limit in one LCS associated with Method SW8011, indicating a possible high bias. The result was not qualified because the associated sample did not contain reportable levels of nitroglycerine.

The LCS/LCSD results are presented in Table 6.

2.3.5 Internal Standards

Internal standards were added to the methods requiring their use and all acceptance criteria were met.

2.3.6 Surrogate Samples

Surrogates were added to all samples for the methods requiring their use and all QC acceptance criteria were met.

2.3.7 Matrix Spikes

Site specific MS/MSD samples were analyzed to assess accuracy and to identify possible matrix effects associated with the samples. Only the “parent” samples were qualified for MS issues, but data users should take into consideration low spike recoveries when evaluating other sample locations. The MS/MSD samples were analyzed as required and met all acceptance criteria with the following exceptions:

- Lithium was recovered less than the lower control limit in the MS/MSD associated with Method SW6020 for sample OT-29-GW-2903-JUNE2015, indicating a possible low sample bias. The result was qualified as estimated and flagged “J” in the parent sample. In addition, the sample concentrations for calcium, sodium, potassium and strontium were greater than four times the

spike concentration, resulting in exceedances in the MS/MSD; however, the data were not qualified per UFP-QAPP guidelines.

- Calcium, potassium and sodium were greater than four times the spike concentration for sample OT-29-GW-2901-JUNE2015, resulting in exceedances in the MS/MSD; however, the data were not qualified per UFP-QAPP guidelines.
- The recoveries for 1,2-dibromoethane and 1,2-dibromo-3-chloropropane were recovered greater than the upper control limits in the MS and/or MSD associated with Method SW8011 for sample OT-29-GW-2901-JUNE2015, indicating a possible high sample bias. Detected results were qualified as estimated and flagged "J". Non-detected results were not qualified per UFP-QAPP guidelines.
- HMX and 2-nitrotoluene were recovered greater than the upper control limits in the MSD associated with Method SW8330B, indicating a possible high bias. The data were not qualified because the samples did not contain reportable levels of these analytes.
- Nitrate was recovered less than the lower control limit in the MSD associated with Method SW9056 in sample OT-29-GW-2901-JUNE2015, indicating a possible low sample bias. The result was qualified as estimated and flagged "J" in the parent sample. In addition, nitrite was recovered greater than the upper control limit in the MS, indicating a possible high bias. The result was not qualified because the parent sample did not contain reportable levels of nitrite. The sample concentration for sulfate was greater than four times the spike concentration, resulting in exceedances in the MS/MSD; however, the result was not qualified per UFP-QAPP guidelines.
- Nitrate was recovered less than the lower control limit in the MS/MSD associated with Method SW9056 in sample OT-29-GW-2904-JUNE2015, indicating a possible low sample bias. The result was qualified as estimated and flagged "J" in the parent sample. In addition, the sample concentration for sulfate was greater than four times the spike concentration, resulting in exceedances in the MS/MSD; however, the result was not qualified per UFP-QAPP guidelines.
- A MS/MSD was analyzed on the re-extracted sample for OT-29-GW-2903-JUNE2015 as part of the laboratory's QC protocol for Method SW9056. Nitrate was recovered less than the lower control limit and nitrite was recovered greater than the upper control limit in the sample; however, the data were not qualified because the analytes were reported from the initial analysis.

The MS/MSD results are presented in Table 7.

2.3.8 Post Digestion Spikes

Post digestion spike (PDS) were analyzed according to methods requiring their use and all QC acceptance were met with the following exception:

- Potassium recovered less than the lower control limit in the PDS associated with Method SW6020 for sample OT-29-GW-2901-JUNE2015, indicating a possible low bias. The result was qualified as estimated and flagged "J" in the parent sample.

2.3.9 Sample Quantitation

The ion ratio for several analytes did not meet qualitative identification criteria in the samples associated with Method SW8290, indicating a possible interference. The data were reported as estimated maximum possible concentrations (EMPC) and flagged "J" in the samples.

2.4 Precision Evaluation

Precision measures the reproducibility of measurements under a given set of conditions and is expressed as relative percent difference (RPD):

$$RPD = \left(\frac{|A-B|}{[A+B]/2} \right) \times 100$$

Where,

A = the concentration of "parent" sample, and
B = the concentration of the "duplicate/replicate" sample.

Precision was evaluated for this project using FD, LCSD, MSD, serial dilutions and confirmation sample RPDs.

2.4.1 Field Duplicates

One FD sample was collected and analyzed as required and all precision criteria were met with the following exceptions:

- The RPDs for iron and 1,2,3,4,6,7,8-HpCDD exceeded criteria in FD pair OT-29-GW-2902-JUNE2015/ OT-29-FD-2902-JUNE2015. The data were qualified as estimated and flagged "J" in the FD pair.

2.4.2 Laboratory Control Sample Duplicates

The LCSD samples were analyzed and all precision criteria were met.

2.4.3 Matrix Spike Duplicate Samples

MSD samples were analyzed as required and all precision criteria were met with the following exception:

- The RPD for 2-nitrotoluene exceeded criteria in the MS/MSD associated with method SW8330B for sample OT-29-GW-2903-JUNE2015. The data were not qualified because the parent sample did not contain reportable levels of these analytes and all accuracy criteria were met in the LCS/LCSD.

2.4.4 Serial Dilutions

Serial dilutions were analyzed according to methods requiring their use and all precision criteria were met.

2.4.5 Confirmation

Confirmation samples were analyzed according to methods requiring their use and all precision criteria were met with the following exception:

- The confirmation RPD for 1,2-dibromoethane exceeded criteria in sample OT-29-GW-2901-JUNE2015 for Method SW8011. The result was qualified as estimated and flagged "J" in the sample.

2.5 Comparability Evaluation

Comparability is expressed as the confidence level in which one data set may be compared to another data set. Standardized methodology was used in the collection, analysis, and reporting of the data. Therefore, the data from this sampling event should be comparable to data collected previously at the site.

2.6 Overall Assessment

Review of laboratory control data and field QC indicators were used to assess the PARCCS of the soil samples collected by CH2M HILL at the Kirtland AFB Open Detonation Unit. The assessment concluded that the PARCCS of the data are generally acceptable. Evaluation of the data was modeled after the *Uniform Federal Policy-Quality Assurance Project Plan (UFP-QAPP) to Support Closure of the Open Burn and Open Detonation Units at Kirtland AFB* (USAF, 2012), the *Closure Plan for the Open Detonation Unit* (USAF, 2015), and individual method requirements.

Precision of the data was verified through the review of the field and laboratory data quality indicators that include FD, LCS/LCSD, MS/MSD, serial dilution and confirmation RPDs. Precision was generally acceptable with the exception of a few analytes which were qualified as estimated detected results in a few samples due to FD and/or confirmation RPD issues. Data users should consider the impact to any result that is qualified as estimated as it may contain a bias which could affect the decision making process.

Accuracy of the data was verified through the review of calibration data, LCS/LCSD samples, MS/MSD samples, PDS samples, internal standards, and surrogate spike data, as well as the evaluation of method, field and calibration blank data. Accuracy was generally acceptable with the exception of a few analytes which were qualified as estimated detected results in several samples due to MS/MSD and/or PDS issues. Several analytes associated with Method SW8290 were qualified as estimated due to ion ratio issues in all the samples. Several analytes were qualified as not detected in the samples due to calibration and/or method blank contamination.

Representativeness of the data was verified through the sample's collection, storage, and preservation procedures and the verification of holding-time compliance. The laboratory did not note any issues related to storage of the samples. Sample OT-29-GW-2901-JUNE2015 was received above temperature compliance for white phosphorus, resulting in the data being qualified as an estimated non-detect. All data were reported from analyses within the method recommended holding time.

Comparability of the data was ensured through the use of standard analytical procedures and standard units for reporting. Results obtained are comparable to industry standards in that collection and analytical techniques followed approved, documented procedures.

Completeness is a measure of the number of valid measurements obtained in relation to the total number of measurements planned. Completeness is expressed as the percentage of valid or usable measurements, compared to planned measurements. Valid data are defined as all data that are not rejected for project use. The data are considered valid. The completeness goal of 95 percent was met for all method and analyte combinations

The results can be used for project decisions taking into consideration the validation flags applied to the data.

REFERENCES

AWWA, 2011. *Standard Methods for the Examination of Water and Wastewater, 22 Edition.* American Public Health Association, American Water Works Association, and Water Environment Federation. December.

EPA, 1993. *Determination of Ammonia Nitrogen by Semi-Automated Colorimetry.* U.S. Environmental Protection Agency.

EPA, 1996. *EPA Test Methods for Evaluating Solid Waste Physical/Chemical Methods (SW-846) 3rd ed. with updates.* U.S. Environmental Protection Agency.

USAF, 2012. *Uniform Federal Policy-Quality Assurance Project Plan (UFP-QAPP) to Support Closure of the Open Burn and Open Detonation Units at Kirtland AFB.* U. S. Air Force, Kirtland Air Force Base, New Mexico. April.

USAF, 2015. *Closure Plan for Open Detonation Unit.* U.S. Air Force, Kirtland Air Force Base, New Mexico. April.

THIS PAGE INTENTIONALLY LEFT BLANK

ATTACHMENT
Data Validation Tables

THIS PAGE INTENTIONALLY LEFT BLANK

Table 1. Summary of Analytical Parameters for Groundwater Samples for the Open Detonation Unit, Kirtland Air Force Base, June 2015

Parameter	Method	Matrix	Laboratory
Metals	SW/6010B/SW6020/7470A (U.S. Environmental Protection Agency [EPA], 1996; 2007 update)	Water	TestAmerica (TAMC)
Perchlorate	SW6850 (EPA, 1996; 2007 update)	Water	TAMC
Volatile Organic Compounds	SW8260B (EPA, 1996)	Water	TAMC
Semivolatile Organic Compounds (including 1,4-dioxane)	SW8270C/SW8270 SIM (EPA, 1996)	Water	TAMC
Explosives	SW8330B (EPA, 1996; 2006 update)	Water	TAMC
Dioxins/Furans	SW8290 (EPA, 1996; 2007 update)	Water	TAMC
White Phosphorus	SW7580 (EPA, 1996)	Water	ALS
Anions	SW9056 (EPA, 1996)	Water	TAMC
Alkalinity	SM2320B (American Water Works Association [AWWA], 2011)	Water	TAMC
Ammonia	EPA350.1 (EPA, 1993)	Water	TAMC
Total Organic Carbon	SW9060 (EPA, 1996)	Water	TAMC
Sulfide	SW9034 (EPA, 1996)	Water	TAMC
Total Dissolved Solids	SM2540C (AWWA, 2011)	Water	TAMC

Table 2. Summary of Data Qualification for Groundwater Samples for the Open Detonation Unit, Kirtland Air Force Base, June 2015

Sample Identification	Method	Analyte	Units	Final Result	Validation Flag	Validation Reason
OT-29-FD-2902-JUNE2015	SW6010B	Iron	mg/L	0.81	J	FD>RPD
OT-29-FD-2902-JUNE2015	SW8290	1,2,3,4,6,7,8-HpCDD	pg/L	2	J	FD>RPD
OT-29-FD-2902-JUNE2015	SW8290	OCDD	pg/L	11	U	LB<LOQ
OT-29-FD-2902-JUNE2015	SW8290	OCDF	pg/L	1.5	U	LB<LOQ, EMPC (J)
OT-29-FD-2902-JUNE2015	SW8290	Total HpCDD	pg/L	3.3	J	EMPC
OT-29-FD-2902-JUNE2015	SW8290	Total HpCDD	pg/L	3.3	U	LB<LOQ
OT-29-GW-2901-JUNE2015	EPA 7580	White Phosphorus	µg/L	0.05	UJ	TEMP>6C
OT-29-GW-2901-JUNE2015	SW6020	Potassium	mg/L	11	J	PDS<LCL
OT-29-GW-2901-JUNE2015	SW8011	1,2-Dibromoethane (EDB)	µg/L	0.041	J	MS>UCL, SD>UCL, CF>RPD
OT-29-GW-2901-JUNE2015	SW8290	1,2,3,4,6,7,8-HpCDD	pg/L	0.77	U	LB<LOQ
OT-29-GW-2901-JUNE2015	SW8290	OCDD	pg/L	4.1	U	LB<LOQ, EMPC (J)
OT-29-GW-2901-JUNE2015	SW8290	Total HpCDD	pg/L	1.6	U	LB<LOQ, EMPC (J)
OT-29-GW-2901-JUNE2015	SW9056	Nitrate as N	mg/L	2.4	J	SD<LCL
OT-29-GW-2901-JUNE2015	SW9060	Total Organic Carbon – Duplicates	mg/L	0.58	U	LB<LOQ, CCB<RL
OT-29-GW-2902-JUNE2015	SW6010B	Iron	mg/L	0.26	J	FD>RPD
OT-29-GW-2902-JUNE2015	SW8290	1,2,3,4,6,7,8-HpCDD	pg/L	1.4	J	FD>RPD, EMPC
OT-29-GW-2902-JUNE2015	SW8290	OCDD	pg/L	12	U	LB<LOQ
OT-29-GW-2902-JUNE2015	SW8290	Total HpCDD	pg/L	2.7	U	LB<LOQ, EMPC (J)
OT-29-GW-2903-JUNE2015	SW6020	Lithium	mg/L	0.79	J	MS<LCL, SD<LCL
OT-29-GW-2903-JUNE2015	SW8290	1,2,3,4,6,7,8-HpCDD	pg/L	1.4	U	LB<LOQ
OT-29-GW-2903-JUNE2015	SW8290	1,2,3,4,6,7,8-HpCDF	pg/L	1	U	LB<LOQ
OT-29-GW-2903-JUNE2015	SW8290	1,2,3,4,7,8,9-HpCDF	pg/L	0.63	J	EMPC
OT-29-GW-2903-JUNE2015	SW8290	1,2,3,4,7,8-HxCDF	pg/L	0.49	J	EMPC
OT-29-GW-2903-JUNE2015	SW8290	1,2,3,6,7,8-HxCDD	pg/L	0.6	J	EMPC
OT-29-GW-2903-JUNE2015	SW8290	OCDD	pg/L	7	U	LB<LOQ
OT-29-GW-2903-JUNE2015	SW8290	OCDF	pg/L	2.5	U	LB<LOQ
OT-29-GW-2903-JUNE2015	SW8290	Total HpCDD	pg/L	2.4	U	LB<LOQ, EMPC (J)
OT-29-GW-2903-JUNE2015	SW8290	Total HpCDF	pg/L	1.7	U	LB<LOQ, EMPC (J)
OT-29-GW-2903-JUNE2015	SW8290	Total HxCDD	pg/L	1.8	J	EMPC
OT-29-GW-2903-JUNE2015	SW8290	Total HxCDF	pg/L	1.9	J	EMPC
OT-29-GW-2904-JUNE2015	SW8290	1,2,3,4,6,7,8-HpCDD	pg/L	1.3	U	LB<LOQ
OT-29-GW-2904-JUNE2015	SW8290	1,2,3,4,6,7,8-HpCDF	pg/L	1	U	LB<LOQ
OT-29-GW-2904-JUNE2015	SW8290	1,2,3,4,7,8,9-HpCDF	pg/L	0.56	J	EMPC
OT-29-GW-2904-JUNE2015	SW8290	1,2,3,6,7,8-HxCDF	pg/L	0.51	J	EMPC
OT-29-GW-2904-JUNE2015	SW8290	1,2,3,7,8,9-HxCDD	pg/L	0.34	J	EMPC
OT-29-GW-2904-JUNE2015	SW8290	OCDD	pg/L	6.6	U	LB<LOQ
OT-29-GW-2904-JUNE2015	SW8290	OCDF	pg/L	2.8	U	LB<LOQ
OT-29-GW-2904-JUNE2015	SW8290	Total HpCDD	pg/L	2.2	U	LB<LOQ, EMPC (J)
OT-29-GW-2904-JUNE2015	SW8290	Total HpCDF	pg/L	1.6	U	LB<LOQ, EMPC (J)
OT-29-GW-2904-JUNE2015	SW8290	Total HxCDD	pg/L	0.34	J	EMPC
OT-29-GW-2904-JUNE2015	SW8290	Total HxCDF	pg/L	1	J	EMPC
OT-29-GW-2904-JUNE2015	SW9056	Nitrate as N	mg/L	2.3	J	MS<LCL, SD<LCL

Table 2. Summary of Data Qualification for Groundwater Samples for the Open Detonation Unit, Kirtland Air Force Base, June 2015

Sample Identification	Method	Analyte	Units	Final Result	Validation Flag	Validation Reason
OT-29-GW-2904-JUNE2015	SW9060	Total Organic Carbon – Duplicates	mg/L	0.49	U	CCB<LOQ

Validation Reasons

CCB<LOQ	The analyte was detected in the continuing calibration blank at a concentration less than the limit of quantitation
CF>RPD	The relative percent difference exceeded criteria in the confirmation sample
EMPC	Estimated maximum possible concentration
FD>RPD	The relative percent difference exceeded criteria in the FD pair
LB<LOQ	The analyte was detected in the method blank at a concentration less than the limit of quantitation
MS<LCL	The matrix spike was recovered less than the lower control limit
MS>UCL	The matrix spike was recovered greater than the upper control limit
PDS<LCL	The post digestion spike was recovered less than the lower control limit
SD<LCL	The matrix spike duplicate was recovered less than the lower control limit
SD>UCL	The matrix spike duplicate was recovered greater than the upper control limit
TEMP>6C	Samples were received above temperature compliance

Validation Flags

UJ	The analyte was not detected above the reported sample quantitation limit. However, the reported quantitation limit is approximate and may or may not represent the actual limit of quantitation necessary to accurately and precisely measure the analyte in the sample.
J	The analyte was positively identified; the associated numerical value is the approximate concentration of the analyte in the sample

Notes

CF	Confirmation
FD	Field Duplicate
GW	Groundwater
LB	Method blank
MS	Matrix spike
SD	Matrix spike duplicate
mg/L	milligram per liter
pg/L	picogram per liter
µg/L	microgram per liter

Table 3. Summary of Analytical Parameters for Groundwater Samples for the Open Detonation Unit, Kirtland Air Force Base, June 2015

Method	Sample ID	Matrix	QA/QC Type	Analyte	Result*	DL	LOD	LOQ	Units
A2320									
	OT-29-FD-2902-JUNE2015	WATER	FD	Alkalinity	750	1.1	3.2	5	MG/L
	OT-29-FD-2902-JUNE2015	WATER	FD	Bicarbonate Alkalinity as CaCO3	750	1.1	3.2	5	MG/L
	OT-29-FD-2902-JUNE2015	WATER	FD	Carbonate Alkalinity as CaCO3	3.2 U	1.1	3.2	5	MG/L
	OT-29-FD-2902-JUNE2015	WATER	FD	Hydroxide Alkalinity	3.2 U	1.1	3.2	5	MG/L
	OT-29-GW-2901-JUNE2015	WATER	N	Alkalinity	720	1.1	3.2	5	MG/L
	OT-29-GW-2901-JUNE2015	WATER	N	Bicarbonate Alkalinity as CaCO3	720	1.1	3.2	5	MG/L
	OT-29-GW-2901-JUNE2015	WATER	N	Carbonate Alkalinity as CaCO3	3.2 U	1.1	3.2	5	MG/L
	OT-29-GW-2901-JUNE2015	WATER	N	Hydroxide Alkalinity	3.2 U	1.1	3.2	5	MG/L
	OT-29-GW-2902-JUNE2015	WATER	N	Alkalinity	750	1.1	3.2	5	MG/L
	OT-29-GW-2902-JUNE2015	WATER	N	Bicarbonate Alkalinity as CaCO3	750	1.1	3.2	5	MG/L
	OT-29-GW-2902-JUNE2015	WATER	N	Carbonate Alkalinity as CaCO3	3.2 U	1.1	3.2	5	MG/L
	OT-29-GW-2902-JUNE2015	WATER	N	Hydroxide Alkalinity	3.2 U	1.1	3.2	5	MG/L
	OT-29-GW-2903-JUNE2015	WATER	N	Alkalinity	630	1.1	3.2	5	MG/L
	OT-29-GW-2903-JUNE2015	WATER	N	Bicarbonate Alkalinity as CaCO3	630	1.1	3.2	5	MG/L
	OT-29-GW-2903-JUNE2015	WATER	N	Carbonate Alkalinity as CaCO3	3.2 U	1.1	3.2	5	MG/L
	OT-29-GW-2903-JUNE2015	WATER	N	Hydroxide Alkalinity	3.2 U	1.1	3.2	5	MG/L
	OT-29-GW-2904-JUNE2015	WATER	N	Alkalinity	760	1.1	3.2	5	MG/L
	OT-29-GW-2904-JUNE2015	WATER	N	Bicarbonate Alkalinity as CaCO3	760	1.1	3.2	5	MG/L
	OT-29-GW-2904-JUNE2015	WATER	N	Carbonate Alkalinity as CaCO3	3.2 U	1.1	3.2	5	MG/L
	OT-29-GW-2904-JUNE2015	WATER	N	Hydroxide Alkalinity	3.2 U	1.1	3.2	5	MG/L
E350.1									
	OT-29-FD-2902-JUNE2015	WATER	FD	Ammonia as N	46 J	22	50	100	UG/L
	OT-29-GW-2901-JUNE2015	WATER	N	Ammonia as N	50 U	22	50	100	UG/L
	OT-29-GW-2902-JUNE2015	WATER	N	Ammonia as N	50 U	22	50	100	UG/L

Table 3. Summary of Analytical Parameters for Groundwater Samples for the Open Detonation Unit, Kirtland Air Force Base, June 2015

Method	Sample ID	Matrix	QA/QC Type	Analyte	Result*	DL	LOD	LOQ	Units
E350.1									
	OT-29-GW-2903-JUNE2015	WATER	N	Ammonia as N	50 U	22	50	100	UG/L
	OT-29-GW-2904-JUNE2015	WATER	N	Ammonia as N	50 U	22	50	100	UG/L
EPA 7580									
	OT-29-FD-2902-JUNE2015	WATER	FD	White Phosphorus	0.05 U	0.016	0.05	0.1	UG/L
	OT-29-GW-2901-JUNE2015	WATER	N	White Phosphorus	0.05 UJ	0.016	0.05	0.1	UG/L
	OT-29-GW-2902-JUNE2015	WATER	N	White Phosphorus	0.05 U	0.016	0.05	0.1	UG/L
	OT-29-GW-2903-JUNE2015	WATER	N	White Phosphorus	0.05 U	0.016	0.05	0.1	UG/L
	OT-29-GW-2904-JUNE2015	WATER	N	White Phosphorus	0.05 U	0.016	0.05	0.1	UG/L
SM2540C									
	OT-29-FD-2902-JUNE2015	WATER	FD	Total Dissolved Solids	1300	4.7	10	10	MG/L
	OT-29-GW-2901-JUNE2015	WATER	N	Total Dissolved Solids	1300	11	20	20	MG/L
	OT-29-GW-2902-JUNE2015	WATER	N	Total Dissolved Solids	1300	9.4	20	20	MG/L
	OT-29-GW-2903-JUNE2015	WATER	N	Total Dissolved Solids	1200	5.4	10	10	MG/L
	OT-29-GW-2904-JUNE2015	WATER	N	Total Dissolved Solids	1300	5.4	10	10	MG/L
SW6010B									
	OT-29-FD-2902-JUNE2015	WATER	FD	Boron	0.41	0.021	0.05	0.1	MG/L
	OT-29-FD-2902-JUNE2015	WATER	FD	Calcium	260	0.1	0.25	0.5	MG/L
	OT-29-FD-2902-JUNE2015	WATER	FD	Iron	0.81 J	0.02	0.05	0.1	MG/L
	OT-29-FD-2902-JUNE2015	WATER	FD	Magnesium	59	0.04	0.1	0.5	MG/L
	OT-29-FD-2902-JUNE2015	WATER	FD	Sodium	160	0.25	0.5	1	MG/L
	OT-29-GW-2901-JUNE2015	WATER	N	Boron	0.42	0.021	0.05	0.1	MG/L
	OT-29-GW-2901-JUNE2015	WATER	N	Calcium	220	0.1	0.25	0.5	MG/L
	OT-29-GW-2901-JUNE2015	WATER	N	Iron	7	0.02	0.05	0.1	MG/L
	OT-29-GW-2901-JUNE2015	WATER	N	Magnesium	43	0.04	0.1	0.5	MG/L

Table 3. Summary of Analytical Parameters for Groundwater Samples for the Open Detonation Unit, Kirtland Air Force Base, June 2015

Method	Sample ID	Matrix	QA/QC Type	Analyte	Result*	DL	LOD	LOQ	Units
SW6010B									
	OT-29-GW-2901-JUNE2015	WATER	N	Sodium	160	0.25	0.5	1	MG/L
	OT-29-GW-2902-JUNE2015	WATER	N	Boron	0.39	0.021	0.05	0.1	MG/L
	OT-29-GW-2902-JUNE2015	WATER	N	Calcium	250	0.1	0.25	0.5	MG/L
	OT-29-GW-2902-JUNE2015	WATER	N	Iron	0.26 J	0.02	0.05	0.1	MG/L
	OT-29-GW-2902-JUNE2015	WATER	N	Magnesium	55	0.04	0.1	0.5	MG/L
	OT-29-GW-2902-JUNE2015	WATER	N	Sodium	150	0.25	0.5	1	MG/L
	OT-29-GW-2903-JUNE2015	WATER	N	Boron	0.47	0.021	0.05	0.1	MG/L
	OT-29-GW-2903-JUNE2015	WATER	N	Calcium	220	0.1	0.25	0.5	MG/L
	OT-29-GW-2903-JUNE2015	WATER	N	Iron	0.44	0.02	0.05	0.1	MG/L
	OT-29-GW-2903-JUNE2015	WATER	N	Magnesium	42	0.04	0.1	0.5	MG/L
	OT-29-GW-2903-JUNE2015	WATER	N	Sodium	190	0.25	0.5	1	MG/L
	OT-29-GW-2904-JUNE2015	WATER	N	Boron	0.29	0.021	0.05	0.1	MG/L
	OT-29-GW-2904-JUNE2015	WATER	N	Calcium	280	0.1	0.25	0.5	MG/L
	OT-29-GW-2904-JUNE2015	WATER	N	Iron	0.16	0.02	0.05	0.1	MG/L
	OT-29-GW-2904-JUNE2015	WATER	N	Magnesium	68	0.04	0.1	0.5	MG/L
	OT-29-GW-2904-JUNE2015	WATER	N	Sodium	120	0.25	0.5	1	MG/L
SW6020									
	OT-29-FD-2902-JUNE2015	WATER	FD	Antimony	0.004 U	0.002	0.004	0.006	MG/L
	OT-29-FD-2902-JUNE2015	WATER	FD	Arsenic	0.003 U	0.001	0.003	0.005	MG/L
	OT-29-FD-2902-JUNE2015	WATER	FD	Barium	0.1	0.0005	0.002	0.003	MG/L
	OT-29-FD-2902-JUNE2015	WATER	FD	Beryllium	0.0005 U	0.0002	0.0005	0.001	MG/L
	OT-29-FD-2902-JUNE2015	WATER	FD	Cadmium	0.001 U	0.0005	0.001	0.0015	MG/L
	OT-29-FD-2902-JUNE2015	WATER	FD	Chromium	0.0045 U	0.0015	0.0045	0.005	MG/L
	OT-29-FD-2902-JUNE2015	WATER	FD	Cobalt	0.002 U	0.001	0.002	0.003	MG/L

Table 3. Summary of Analytical Parameters for Groundwater Samples for the Open Detonation Unit, Kirtland Air Force Base, June 2015

Method	Sample ID	Matrix	QA/QC Type	Analyte	Result*	DL	LOD	LOQ	Units
SW6020									
	OT-29-FD-2902-JUNE2015	WATER	FD	Copper	0.031	0.001	0.003	0.005	MG/L
	OT-29-FD-2902-JUNE2015	WATER	FD	Lead	0.0012 J	0.0006	0.0012	0.002	MG/L
	OT-29-FD-2902-JUNE2015	WATER	FD	Lithium	0.44	0.006	0.015	0.015	MG/L
	OT-29-FD-2902-JUNE2015	WATER	FD	Manganese	0.32	0.002	0.005	0.008	MG/L
	OT-29-FD-2902-JUNE2015	WATER	FD	Molybdenum	0.0073	0.001	0.002	0.003	MG/L
	OT-29-FD-2902-JUNE2015	WATER	FD	Nickel	0.015	0.001	0.002	0.003	MG/L
	OT-29-FD-2902-JUNE2015	WATER	FD	Potassium	7.7	0.025	0.1	0.12	MG/L
	OT-29-FD-2902-JUNE2015	WATER	FD	Selenium	0.0012 J	0.001	0.002	0.003	MG/L
	OT-29-FD-2902-JUNE2015	WATER	FD	Silver	0.0006 U	0.0003	0.0006	0.001	MG/L
	OT-29-FD-2902-JUNE2015	WATER	FD	Strontium	2	0.002	0.004	0.005	MG/L
	OT-29-FD-2902-JUNE2015	WATER	FD	Thallium	0.001 U	0.0005	0.001	0.0015	MG/L
	OT-29-FD-2902-JUNE2015	WATER	FD	Tin	0.03 U	0.012	0.03	0.05	MG/L
	OT-29-FD-2902-JUNE2015	WATER	FD	Vanadium	0.012 U	0.006	0.012	0.02	MG/L
	OT-29-FD-2902-JUNE2015	WATER	FD	Zinc	0.52	0.004	0.012	0.02	MG/L
	OT-29-GW-2901-JUNE2015	WATER	N	Antimony	0.004 U	0.002	0.004	0.006	MG/L
	OT-29-GW-2901-JUNE2015	WATER	N	Arsenic	0.062	0.001	0.003	0.005	MG/L
	OT-29-GW-2901-JUNE2015	WATER	N	Barium	0.077	0.0005	0.002	0.003	MG/L
	OT-29-GW-2901-JUNE2015	WATER	N	Beryllium	0.0016	0.0002	0.0005	0.001	MG/L
	OT-29-GW-2901-JUNE2015	WATER	N	Cadmium	0.001 U	0.0005	0.001	0.0015	MG/L
	OT-29-GW-2901-JUNE2015	WATER	N	Chromium	0.0076	0.0015	0.0045	0.005	MG/L
	OT-29-GW-2901-JUNE2015	WATER	N	Cobalt	0.0032	0.001	0.002	0.003	MG/L
	OT-29-GW-2901-JUNE2015	WATER	N	Copper	0.056	0.001	0.003	0.005	MG/L
	OT-29-GW-2901-JUNE2015	WATER	N	Lead	0.0027	0.0006	0.0012	0.002	MG/L

Table 3. Summary of Analytical Parameters for Groundwater Samples for the Open Detonation Unit, Kirtland Air Force Base, June 2015

Method	Sample ID	Matrix	QA/QC Type	Analyte	Result*	DL	LOD	LOQ	Units
SW6020									
	OT-29-GW-2901-JUNE2015	WATER	N	Lithium	0.75	0.006	0.015	0.015	MG/L
	OT-29-GW-2901-JUNE2015	WATER	N	Manganese	0.34	0.002	0.005	0.008	MG/L
	OT-29-GW-2901-JUNE2015	WATER	N	Molybdenum	0.0043	0.001	0.002	0.003	MG/L
	OT-29-GW-2901-JUNE2015	WATER	N	Nickel	0.019	0.001	0.002	0.003	MG/L
	OT-29-GW-2901-JUNE2015	WATER	N	Potassium	11 J	0.025	0.1	0.12	MG/L
	OT-29-GW-2901-JUNE2015	WATER	N	Selenium	0.0011 J	0.001	0.002	0.003	MG/L
	OT-29-GW-2901-JUNE2015	WATER	N	Silver	0.0006 U	0.0003	0.0006	0.001	MG/L
	OT-29-GW-2901-JUNE2015	WATER	N	Strontium	1.4 J	0.05	0.1	0.13	MG/L
	OT-29-GW-2901-JUNE2015	WATER	N	Thallium	0.001 U	0.0005	0.001	0.0015	MG/L
	OT-29-GW-2901-JUNE2015	WATER	N	Tin	0.03 U	0.012	0.03	0.05	MG/L
	OT-29-GW-2901-JUNE2015	WATER	N	Vanadium	0.012 U	0.006	0.012	0.02	MG/L
	OT-29-GW-2901-JUNE2015	WATER	N	Zinc	0.35	0.004	0.012	0.02	MG/L
	OT-29-GW-2902-JUNE2015	WATER	N	Antimony	0.004 U	0.002	0.004	0.006	MG/L
	OT-29-GW-2902-JUNE2015	WATER	N	Arsenic	0.003 U	0.001	0.003	0.005	MG/L
	OT-29-GW-2902-JUNE2015	WATER	N	Barium	0.1	0.0005	0.002	0.003	MG/L
	OT-29-GW-2902-JUNE2015	WATER	N	Beryllium	0.00023 J	0.0002	0.0005	0.001	MG/L
	OT-29-GW-2902-JUNE2015	WATER	N	Cadmium	0.001 U	0.0005	0.001	0.0015	MG/L
	OT-29-GW-2902-JUNE2015	WATER	N	Chromium	0.0045 U	0.0015	0.0045	0.005	MG/L
	OT-29-GW-2902-JUNE2015	WATER	N	Cobalt	0.002 U	0.001	0.002	0.003	MG/L
	OT-29-GW-2902-JUNE2015	WATER	N	Copper	0.028	0.001	0.003	0.005	MG/L
	OT-29-GW-2902-JUNE2015	WATER	N	Lead	0.001 J	0.0006	0.0012	0.002	MG/L
	OT-29-GW-2902-JUNE2015	WATER	N	Lithium	0.43	0.006	0.015	0.015	MG/L
	OT-29-GW-2902-JUNE2015	WATER	N	Manganese	0.34	0.002	0.005	0.008	MG/L

Table 3. Summary of Analytical Parameters for Groundwater Samples for the Open Detonation Unit, Kirtland Air Force Base, June 2015

Method	Sample ID	Matrix	QA/QC Type	Analyte	Result*	DL	LOD	LOQ	Units
SW6020									
	OT-29-GW-2902-JUNE2015	WATER	N	Molybdenum	0.0073	0.001	0.002	0.003	MG/L
	OT-29-GW-2902-JUNE2015	WATER	N	Nickel	0.022	0.001	0.002	0.003	MG/L
	OT-29-GW-2902-JUNE2015	WATER	N	Potassium	7.9	0.025	0.1	0.12	MG/L
	OT-29-GW-2902-JUNE2015	WATER	N	Selenium	0.0011 J	0.001	0.002	0.003	MG/L
	OT-29-GW-2902-JUNE2015	WATER	N	Silver	0.0006 U	0.0003	0.0006	0.001	MG/L
	OT-29-GW-2902-JUNE2015	WATER	N	Strontium	2	0.002	0.004	0.005	MG/L
	OT-29-GW-2902-JUNE2015	WATER	N	Thallium	0.001 U	0.0005	0.001	0.0015	MG/L
	OT-29-GW-2902-JUNE2015	WATER	N	Tin	0.03 U	0.012	0.03	0.05	MG/L
	OT-29-GW-2902-JUNE2015	WATER	N	Vanadium	0.012 U	0.006	0.012	0.02	MG/L
	OT-29-GW-2902-JUNE2015	WATER	N	Zinc	0.51	0.004	0.012	0.02	MG/L
	OT-29-GW-2903-JUNE2015	WATER	N	Antimony	0.004 U	0.002	0.004	0.006	MG/L
	OT-29-GW-2903-JUNE2015	WATER	N	Arsenic	0.0025 J	0.001	0.003	0.005	MG/L
	OT-29-GW-2903-JUNE2015	WATER	N	Barium	0.083	0.0005	0.002	0.003	MG/L
	OT-29-GW-2903-JUNE2015	WATER	N	Beryllium	0.0011	0.0002	0.0005	0.001	MG/L
	OT-29-GW-2903-JUNE2015	WATER	N	Cadmium	0.001 U	0.0005	0.001	0.0015	MG/L
	OT-29-GW-2903-JUNE2015	WATER	N	Chromium	0.0045 U	0.0015	0.0045	0.005	MG/L
	OT-29-GW-2903-JUNE2015	WATER	N	Cobalt	0.002 U	0.001	0.002	0.003	MG/L
	OT-29-GW-2903-JUNE2015	WATER	N	Copper	0.016	0.001	0.003	0.005	MG/L
	OT-29-GW-2903-JUNE2015	WATER	N	Lead	0.0023	0.0006	0.0012	0.002	MG/L
	OT-29-GW-2903-JUNE2015	WATER	N	Lithium	0.79 J	0.006	0.015	0.015	MG/L
	OT-29-GW-2903-JUNE2015	WATER	N	Manganese	0.042	0.002	0.005	0.008	MG/L
	OT-29-GW-2903-JUNE2015	WATER	N	Molybdenum	0.0013 J	0.001	0.002	0.003	MG/L
	OT-29-GW-2903-JUNE2015	WATER	N	Nickel	0.022	0.001	0.002	0.003	MG/L

Table 3. Summary of Analytical Parameters for Groundwater Samples for the Open Detonation Unit, Kirtland Air Force Base, June 2015

Method	Sample ID	Matrix	QA/QC Type	Analyte	Result*	DL	LOD	LOQ	Units
SW6020									
	OT-29-GW-2903-JUNE2015	WATER	N	Potassium	14 J	0.025	0.1	0.12	MG/L
	OT-29-GW-2903-JUNE2015	WATER	N	Selenium	0.0014 J	0.001	0.002	0.003	MG/L
	OT-29-GW-2903-JUNE2015	WATER	N	Silver	0.0006 U	0.0003	0.0006	0.001	MG/L
	OT-29-GW-2903-JUNE2015	WATER	N	Strontium	1.3	0.002	0.004	0.005	MG/L
	OT-29-GW-2903-JUNE2015	WATER	N	Thallium	0.001 U	0.0005	0.001	0.0015	MG/L
	OT-29-GW-2903-JUNE2015	WATER	N	Tin	0.03 U	0.012	0.03	0.05	MG/L
	OT-29-GW-2903-JUNE2015	WATER	N	Vanadium	0.012 U	0.006	0.012	0.02	MG/L
	OT-29-GW-2903-JUNE2015	WATER	N	Zinc	0.23	0.004	0.012	0.02	MG/L
	OT-29-GW-2904-JUNE2015	WATER	N	Antimony	0.004 U	0.002	0.004	0.006	MG/L
	OT-29-GW-2904-JUNE2015	WATER	N	Arsenic	0.003 U	0.001	0.003	0.005	MG/L
	OT-29-GW-2904-JUNE2015	WATER	N	Barium	0.034	0.0005	0.002	0.003	MG/L
	OT-29-GW-2904-JUNE2015	WATER	N	Beryllium	0.00032 J	0.0002	0.0005	0.001	MG/L
	OT-29-GW-2904-JUNE2015	WATER	N	Cadmium	0.001 U	0.0005	0.001	0.0015	MG/L
	OT-29-GW-2904-JUNE2015	WATER	N	Chromium	0.0045 U	0.0015	0.0045	0.005	MG/L
	OT-29-GW-2904-JUNE2015	WATER	N	Cobalt	0.002 J	0.001	0.002	0.003	MG/L
	OT-29-GW-2904-JUNE2015	WATER	N	Copper	0.023	0.001	0.003	0.005	MG/L
	OT-29-GW-2904-JUNE2015	WATER	N	Lead	0.0007 J	0.0006	0.0012	0.002	MG/L
	OT-29-GW-2904-JUNE2015	WATER	N	Lithium	0.15	0.006	0.015	0.015	MG/L
	OT-29-GW-2904-JUNE2015	WATER	N	Manganese	0.38	0.002	0.005	0.008	MG/L
	OT-29-GW-2904-JUNE2015	WATER	N	Molybdenum	0.0043	0.001	0.002	0.003	MG/L
	OT-29-GW-2904-JUNE2015	WATER	N	Nickel	0.025	0.001	0.002	0.003	MG/L
	OT-29-GW-2904-JUNE2015	WATER	N	Potassium	5	0.025	0.1	0.12	MG/L
	OT-29-GW-2904-JUNE2015	WATER	N	Selenium	0.0016 J	0.001	0.002	0.003	MG/L

Table 3. Summary of Analytical Parameters for Groundwater Samples for the Open Detonation Unit, Kirtland Air Force Base, June 2015

Method	Sample ID	Matrix	QA/QC Type	Analyte	Result*	DL	LOD	LOQ	Units
SW6020									
	OT-29-GW-2904-JUNE2015	WATER	N	Silver	0.0006 U	0.0003	0.0006	0.001	MG/L
	OT-29-GW-2904-JUNE2015	WATER	N	Strontium	1.9	0.05	0.1	0.13	MG/L
	OT-29-GW-2904-JUNE2015	WATER	N	Thallium	0.001 U	0.0005	0.001	0.0015	MG/L
	OT-29-GW-2904-JUNE2015	WATER	N	Tin	0.03 U	0.012	0.03	0.05	MG/L
	OT-29-GW-2904-JUNE2015	WATER	N	Vanadium	0.012 U	0.006	0.012	0.02	MG/L
	OT-29-GW-2904-JUNE2015	WATER	N	Zinc	0.09	0.004	0.012	0.02	MG/L
SW6850									
	OT-29-FD-2902-JUNE2015	WATER	FD	Perchlorate	2.6	0.082	0.25	0.5	UG/L
	OT-29-GW-2901-JUNE2015	WATER	N	Perchlorate	0.41 J	0.082	0.25	0.5	UG/L
	OT-29-GW-2902-JUNE2015	WATER	N	Perchlorate	2.6	0.082	0.25	0.5	UG/L
	OT-29-GW-2903-JUNE2015	WATER	N	Perchlorate	4.7	0.082	0.25	0.5	UG/L
	OT-29-GW-2904-JUNE2015	WATER	N	Perchlorate	0.85	0.082	0.25	0.5	UG/L
SW7470A									
	OT-29-FD-2902-JUNE2015	WATER	FD	Mercury	0.0001 U	0.0001	0.0001	0.0002	MG/L
	OT-29-GW-2901-JUNE2015	WATER	N	Mercury	0.0001 U	0.0001	0.0001	0.0002	MG/L
	OT-29-GW-2902-JUNE2015	WATER	N	Mercury	0.0001 U	0.0001	0.0001	0.0002	MG/L
	OT-29-GW-2903-JUNE2015	WATER	N	Mercury	0.0001 U	0.0001	0.0001	0.0002	MG/L
	OT-29-GW-2904-JUNE2015	WATER	N	Mercury	0.0001 U	0.0001	0.0001	0.0002	MG/L
SW8011									
	OT-29-FD-2902-JUNE2015	WATER	FD	1,2,3-Trichloropropane	0.092 U	0.092	0.092	0.2	UG/L
	OT-29-FD-2902-JUNE2015	WATER	FD	1,2-Dibromo-3-Chloropropane	0.0051 U	0.0051	0.0051	0.02	UG/L
	OT-29-FD-2902-JUNE2015	WATER	FD	1,2-Dibromoethane (EDB)	0.014 J	0.0022	0.0051	0.02	UG/L
	OT-29-GW-2901-JUNE2015	WATER	N	1,2,3-Trichloropropane	0.096 U	0.096	0.096	0.21	UG/L
	OT-29-GW-2901-JUNE2015	WATER	N	1,2-Dibromo-3-Chloropropane	0.0053 U	0.0053	0.0053	0.021	UG/L

Table 3. Summary of Analytical Parameters for Groundwater Samples for the Open Detonation Unit, Kirtland Air Force Base, June 2015

Method	Sample ID	Matrix	QA/QC Type	Analyte	Result*	DL	LOD	LOQ	Units
SW8011									
	OT-29-GW-2901-JUNE2015	WATER	N	1,2-Dibromoethane (EDB)	0.041 J	0.0023	0.0053	0.021	UG/L
	OT-29-GW-2902-JUNE2015	WATER	N	1,2,3-Trichloropropane	0.09 U	0.09	0.09	0.2	UG/L
	OT-29-GW-2902-JUNE2015	WATER	N	1,2-Dibromo-3-Chloropropane	0.005 U	0.005	0.005	0.02	UG/L
	OT-29-GW-2902-JUNE2015	WATER	N	1,2-Dibromoethane (EDB)	0.016 J	0.0022	0.005	0.02	UG/L
	OT-29-GW-2903-JUNE2015	WATER	N	1,2,3-Trichloropropane	0.089 U	0.089	0.089	0.2	UG/L
	OT-29-GW-2903-JUNE2015	WATER	N	1,2-Dibromo-3-Chloropropane	0.0049 U	0.0049	0.0049	0.02	UG/L
	OT-29-GW-2903-JUNE2015	WATER	N	1,2-Dibromoethane (EDB)	0.0049 U	0.0022	0.0049	0.02	UG/L
	OT-29-GW-2904-JUNE2015	WATER	N	1,2,3-Trichloropropane	0.088 U	0.088	0.088	0.2	UG/L
	OT-29-GW-2904-JUNE2015	WATER	N	1,2-Dibromo-3-Chloropropane	0.0049 U	0.0049	0.0049	0.02	UG/L
	OT-29-GW-2904-JUNE2015	WATER	N	1,2-Dibromoethane (EDB)	0.0049 U	0.0022	0.0049	0.02	UG/L
SW8260B									
	OT-29-FD-2902-JUNE2015	WATER	FD	1,1,1-Trichloroethane	0.4 U	0.19	0.4	1	UG/L
	OT-29-FD-2902-JUNE2015	WATER	FD	1,1,2,2-Tetrachloroethane	0.4 U	0.15	0.4	1	UG/L
	OT-29-FD-2902-JUNE2015	WATER	FD	1,1,2-Trichloro-1,2,2-trifluoroethane	1 U	0.25	1	2	UG/L
	OT-29-FD-2902-JUNE2015	WATER	FD	1,1,2-Trichloroethane	0.8 U	0.31	0.8	1	UG/L
	OT-29-FD-2902-JUNE2015	WATER	FD	1,1-Dichloroethane	0.4 U	0.15	0.4	1	UG/L
	OT-29-FD-2902-JUNE2015	WATER	FD	1,1-Dichloroethene	0.4 U	0.14	0.4	1	UG/L
	OT-29-FD-2902-JUNE2015	WATER	FD	1,2,3-Trichlorobenzene	0.4 U	0.14	0.4	1	UG/L
	OT-29-FD-2902-JUNE2015	WATER	FD	1,2,4-Trichlorobenzene	0.4 U	0.1	0.4	1	UG/L
	OT-29-FD-2902-JUNE2015	WATER	FD	1,2,4-Trimethylbenzene	0.4 U	0.12	0.4	1	UG/L
	OT-29-FD-2902-JUNE2015	WATER	FD	1,2-Dichlorobenzene	0.4 U	0.14	0.4	1	UG/L
	OT-29-FD-2902-JUNE2015	WATER	FD	1,2-Dichloroethane	0.5 U	0.22	0.5	1	UG/L
	OT-29-FD-2902-JUNE2015	WATER	FD	1,2-Dichloropropane	0.4 U	0.15	0.4	1	UG/L
	OT-29-FD-2902-JUNE2015	WATER	FD	1,3,5-Trimethylbenzene	0.4 U	0.14	0.4	1	UG/L

Table 3. Summary of Analytical Parameters for Groundwater Samples for the Open Detonation Unit, Kirtland Air Force Base, June 2015

Method	Sample ID	Matrix	QA/QC Type	Analyte	Result*	DL	LOD	LOQ	Units
SW8260B									
	OT-29-FD-2902-JUNE2015	WATER	FD	1,3-Dichlorobenzene	0.4 U	0.11	0.4	1	UG/L
	OT-29-FD-2902-JUNE2015	WATER	FD	1,4-Dichlorobenzene	0.4 U	0.13	0.4	1	UG/L
	OT-29-FD-2902-JUNE2015	WATER	FD	2-Butanone (MEK)	0.8 U	0.35	0.8	2	UG/L
	OT-29-FD-2902-JUNE2015	WATER	FD	2-Hexanone	0.4 U	0.17	0.4	2	UG/L
	OT-29-FD-2902-JUNE2015	WATER	FD	4-Methyl-2-pentanone (MIBK)	0.4 U	0.18	0.4	2	UG/L
	OT-29-FD-2902-JUNE2015	WATER	FD	Acetone	5 U	2.1	5	10	UG/L
	OT-29-FD-2902-JUNE2015	WATER	FD	Benzene	0.4 U	0.13	0.4	1	UG/L
	OT-29-FD-2902-JUNE2015	WATER	FD	Bromochloromethane	0.4 U	0.14	0.4	1	UG/L
	OT-29-FD-2902-JUNE2015	WATER	FD	Bromodichloromethane	0.4 U	0.14	0.4	1	UG/L
	OT-29-FD-2902-JUNE2015	WATER	FD	Bromoform	0.4 U	0.1	0.4	1	UG/L
	OT-29-FD-2902-JUNE2015	WATER	FD	Bromomethane	0.8 U	0.29	0.8	1	UG/L
	OT-29-FD-2902-JUNE2015	WATER	FD	Carbon disulfide	0.4 U	0.16	0.4	2	UG/L
	OT-29-FD-2902-JUNE2015	WATER	FD	Carbon tetrachloride	0.4 U	0.15	0.4	1	UG/L
	OT-29-FD-2902-JUNE2015	WATER	FD	Chlorobenzene	0.4 U	0.12	0.4	1	UG/L
	OT-29-FD-2902-JUNE2015	WATER	FD	Chloroethane	0.8 U	0.34	0.8	1	UG/L
	OT-29-FD-2902-JUNE2015	WATER	FD	Chloroform	0.24 J	0.12	0.4	1	UG/L
	OT-29-FD-2902-JUNE2015	WATER	FD	Chloromethane	0.8 U	0.25	0.8	1	UG/L
	OT-29-FD-2902-JUNE2015	WATER	FD	cis-1,2-Dichloroethene	0.4 U	0.1	0.4	1	UG/L
	OT-29-FD-2902-JUNE2015	WATER	FD	cis-1,3-Dichloropropene	0.8 U	0.22	0.8	1	UG/L
	OT-29-FD-2902-JUNE2015	WATER	FD	Cyclohexane TIC	1 U	1	1	10	UG/L
	OT-29-FD-2902-JUNE2015	WATER	FD	Dibromochloromethane	0.4 U	0.13	0.4	1	UG/L
	OT-29-FD-2902-JUNE2015	WATER	FD	Dichlorodifluoromethane	0.4 U	0.16	0.4	1	UG/L
	OT-29-FD-2902-JUNE2015	WATER	FD	Ethylbenzene	0.4 U	0.15	0.4	1	UG/L

Table 3. Summary of Analytical Parameters for Groundwater Samples for the Open Detonation Unit, Kirtland Air Force Base, June 2015

Method	Sample ID	Matrix	QA/QC Type	Analyte	Result*	DL	LOD	LOQ	Units
SW8260B									
	OT-29-FD-2902-JUNE2015	WATER	FD	Isopropylbenzene	0.4 U	0.12	0.4	1	UG/L
	OT-29-FD-2902-JUNE2015	WATER	FD	Methyl Acetate TIC	1 U	1	1	10	UG/L
	OT-29-FD-2902-JUNE2015	WATER	FD	Methyl cyclohexane TIC	1 U	1	1	10	UG/L
	OT-29-FD-2902-JUNE2015	WATER	FD	Methyl tert-butyl ether	0.4 U	0.19	0.4	2	UG/L
	OT-29-FD-2902-JUNE2015	WATER	FD	Methylene Chloride	0.8 U	0.35	0.8	1	UG/L
	OT-29-FD-2902-JUNE2015	WATER	FD	m-Xylene & p-Xylene	0.4 U	0.18	0.4	1	UG/L
	OT-29-FD-2902-JUNE2015	WATER	FD	Naphthalene	0.4 U	0.15	0.4	1	UG/L
	OT-29-FD-2902-JUNE2015	WATER	FD	o-Xylene	0.4 U	0.1	0.4	1	UG/L
	OT-29-FD-2902-JUNE2015	WATER	FD	Styrene	0.4 U	0.15	0.4	1	UG/L
	OT-29-FD-2902-JUNE2015	WATER	FD	Tetrachloroethene	0.4 U	0.15	0.4	1	UG/L
	OT-29-FD-2902-JUNE2015	WATER	FD	Toluene	16	0.25	0.8	1	UG/L
	OT-29-FD-2902-JUNE2015	WATER	FD	trans-1,2-Dichloroethene	0.4 U	0.11	0.4	1	UG/L
	OT-29-FD-2902-JUNE2015	WATER	FD	trans-1,3-Dichloropropene	0.4 U	0.15	0.4	1	UG/L
	OT-29-FD-2902-JUNE2015	WATER	FD	Trichloroethene	0.4 U	0.13	0.4	1	UG/L
	OT-29-FD-2902-JUNE2015	WATER	FD	Trichlorofluoromethane	0.8 U	0.23	0.8	1	UG/L
	OT-29-FD-2902-JUNE2015	WATER	FD	Vinyl chloride	0.8 U	0.22	0.8	1	UG/L
	OT-29-GW-2901-JUNE2015	WATER	N	1,1,1-Trichloroethane	0.4 U	0.19	0.4	1	UG/L
	OT-29-GW-2901-JUNE2015	WATER	N	1,1,2,2-Tetrachloroethane	0.4 U	0.15	0.4	1	UG/L
	OT-29-GW-2901-JUNE2015	WATER	N	1,1,2-Trichloro-1,2,2-trifluoroethane	1 U	0.25	1	2	UG/L
	OT-29-GW-2901-JUNE2015	WATER	N	1,1,2-Trichloroethane	0.8 U	0.31	0.8	1	UG/L
	OT-29-GW-2901-JUNE2015	WATER	N	1,1-Dichloroethane	0.4 U	0.15	0.4	1	UG/L
	OT-29-GW-2901-JUNE2015	WATER	N	1,1-Dichloroethene	0.4 U	0.14	0.4	1	UG/L
	OT-29-GW-2901-JUNE2015	WATER	N	1,2,3-Trichlorobenzene	0.4 U	0.14	0.4	1	UG/L

Table 3. Summary of Analytical Parameters for Groundwater Samples for the Open Detonation Unit, Kirtland Air Force Base, June 2015

Method	Sample ID	Matrix	QA/QC Type	Analyte	Result*	DL	LOD	LOQ	Units
SW8260B									
	OT-29-GW-2901-JUNE2015	WATER	N	1,2,4-Trichlorobenzene	0.4 U	0.1	0.4	1	UG/L
	OT-29-GW-2901-JUNE2015	WATER	N	1,2,4-Trimethylbenzene	0.4 U	0.12	0.4	1	UG/L
	OT-29-GW-2901-JUNE2015	WATER	N	1,2-Dichlorobenzene	0.4 U	0.14	0.4	1	UG/L
	OT-29-GW-2901-JUNE2015	WATER	N	1,2-Dichloroethane	0.5 U	0.22	0.5	1	UG/L
	OT-29-GW-2901-JUNE2015	WATER	N	1,2-Dichloropropane	0.4 U	0.15	0.4	1	UG/L
	OT-29-GW-2901-JUNE2015	WATER	N	1,3,5-Trimethylbenzene	0.4 U	0.14	0.4	1	UG/L
	OT-29-GW-2901-JUNE2015	WATER	N	1,3-Dichlorobenzene	0.4 U	0.11	0.4	1	UG/L
	OT-29-GW-2901-JUNE2015	WATER	N	1,4-Dichlorobenzene	0.4 U	0.13	0.4	1	UG/L
	OT-29-GW-2901-JUNE2015	WATER	N	2-Butanone (MEK)	0.8 U	0.35	0.8	2	UG/L
	OT-29-GW-2901-JUNE2015	WATER	N	2-Hexanone	0.4 U	0.17	0.4	2	UG/L
	OT-29-GW-2901-JUNE2015	WATER	N	4-Methyl-2-pentanone (MIBK)	0.4 U	0.18	0.4	2	UG/L
	OT-29-GW-2901-JUNE2015	WATER	N	Acetone	5 U	2.1	5	10	UG/L
	OT-29-GW-2901-JUNE2015	WATER	N	Benzene	0.4 U	0.13	0.4	1	UG/L
	OT-29-GW-2901-JUNE2015	WATER	N	Bromochloromethane	0.4 U	0.14	0.4	1	UG/L
	OT-29-GW-2901-JUNE2015	WATER	N	Bromodichloromethane	0.4 U	0.14	0.4	1	UG/L
	OT-29-GW-2901-JUNE2015	WATER	N	Bromoform	0.4 U	0.1	0.4	1	UG/L
	OT-29-GW-2901-JUNE2015	WATER	N	Bromomethane	0.8 U	0.29	0.8	1	UG/L
	OT-29-GW-2901-JUNE2015	WATER	N	Carbon disulfide	0.4 U	0.16	0.4	2	UG/L
	OT-29-GW-2901-JUNE2015	WATER	N	Carbon tetrachloride	0.4 U	0.15	0.4	1	UG/L
	OT-29-GW-2901-JUNE2015	WATER	N	Chlorobenzene	0.4 U	0.12	0.4	1	UG/L
	OT-29-GW-2901-JUNE2015	WATER	N	Chloroethane	0.8 U	0.34	0.8	1	UG/L
	OT-29-GW-2901-JUNE2015	WATER	N	Chloroform	0.4 U	0.12	0.4	1	UG/L
	OT-29-GW-2901-JUNE2015	WATER	N	Chloromethane	0.8 U	0.25	0.8	1	UG/L

Table 3. Summary of Analytical Parameters for Groundwater Samples for the Open Detonation Unit, Kirtland Air Force Base, June 2015

Method	Sample ID	Matrix	QA/QC Type	Analyte	Result*	DL	LOD	LOQ	Units
SW8260B									
	OT-29-GW-2901-JUNE2015	WATER	N	cis-1,2-Dichloroethene	0.4 U	0.1	0.4	1	UG/L
	OT-29-GW-2901-JUNE2015	WATER	N	cis-1,3-Dichloropropene	0.8 U	0.22	0.8	1	UG/L
	OT-29-GW-2901-JUNE2015	WATER	N	Cyclohexane TIC	1 U	1	1	10	UG/L
	OT-29-GW-2901-JUNE2015	WATER	N	Dibromochloromethane	0.4 U	0.13	0.4	1	UG/L
	OT-29-GW-2901-JUNE2015	WATER	N	Dichlorodifluoromethane	0.4 U	0.16	0.4	1	UG/L
	OT-29-GW-2901-JUNE2015	WATER	N	Ethylbenzene	0.4 U	0.15	0.4	1	UG/L
	OT-29-GW-2901-JUNE2015	WATER	N	Isopropylbenzene	0.4 U	0.12	0.4	1	UG/L
	OT-29-GW-2901-JUNE2015	WATER	N	Methyl Acetate TIC	1 U	1	1	10	UG/L
	OT-29-GW-2901-JUNE2015	WATER	N	Methyl cyclohexane TIC	1 U	1	1	10	UG/L
	OT-29-GW-2901-JUNE2015	WATER	N	Methyl tert-butyl ether	0.4 U	0.19	0.4	2	UG/L
	OT-29-GW-2901-JUNE2015	WATER	N	Methylene Chloride	0.8 U	0.35	0.8	1	UG/L
	OT-29-GW-2901-JUNE2015	WATER	N	m-Xylene & p-Xylene	0.4 U	0.18	0.4	1	UG/L
	OT-29-GW-2901-JUNE2015	WATER	N	Naphthalene	0.4 U	0.15	0.4	1	UG/L
	OT-29-GW-2901-JUNE2015	WATER	N	o-Xylene	0.4 U	0.1	0.4	1	UG/L
	OT-29-GW-2901-JUNE2015	WATER	N	Styrene	0.4 U	0.15	0.4	1	UG/L
	OT-29-GW-2901-JUNE2015	WATER	N	Tetrachloroethene	0.4 U	0.15	0.4	1	UG/L
	OT-29-GW-2901-JUNE2015	WATER	N	Toluene	120	1.3	4	5	UG/L
	OT-29-GW-2901-JUNE2015	WATER	N	trans-1,2-Dichloroethene	0.4 U	0.11	0.4	1	UG/L
	OT-29-GW-2901-JUNE2015	WATER	N	trans-1,3-Dichloropropene	0.4 U	0.15	0.4	1	UG/L
	OT-29-GW-2901-JUNE2015	WATER	N	Trichloroethene	0.4 U	0.13	0.4	1	UG/L
	OT-29-GW-2901-JUNE2015	WATER	N	Trichlorofluoromethane	0.8 U	0.23	0.8	1	UG/L
	OT-29-GW-2901-JUNE2015	WATER	N	Vinyl chloride	0.8 U	0.22	0.8	1	UG/L
	OT-29-GW-2902-JUNE2015	WATER	N	1,1,1-Trichloroethane	0.4 U	0.19	0.4	1	UG/L

Table 3. Summary of Analytical Parameters for Groundwater Samples for the Open Detonation Unit, Kirtland Air Force Base, June 2015

Method	Sample ID	Matrix	QA/QC Type	Analyte	Result*	DL	LOD	LOQ	Units
SW8260B									
	OT-29-GW-2902-JUNE2015	WATER	N	1,1,2,2-Tetrachloroethane	0.4 U	0.15	0.4	1	UG/L
	OT-29-GW-2902-JUNE2015	WATER	N	1,1,2-Trichloro-1,2,2-trifluoroethane	1 U	0.25	1	2	UG/L
	OT-29-GW-2902-JUNE2015	WATER	N	1,1,2-Trichloroethane	0.8 U	0.31	0.8	1	UG/L
	OT-29-GW-2902-JUNE2015	WATER	N	1,1-Dichloroethane	0.4 U	0.15	0.4	1	UG/L
	OT-29-GW-2902-JUNE2015	WATER	N	1,1-Dichloroethene	0.4 U	0.14	0.4	1	UG/L
	OT-29-GW-2902-JUNE2015	WATER	N	1,2,3-Trichlorobenzene	0.4 U	0.14	0.4	1	UG/L
	OT-29-GW-2902-JUNE2015	WATER	N	1,2,4-Trichlorobenzene	0.4 U	0.1	0.4	1	UG/L
	OT-29-GW-2902-JUNE2015	WATER	N	1,2,4-Trimethylbenzene	0.4 U	0.12	0.4	1	UG/L
	OT-29-GW-2902-JUNE2015	WATER	N	1,2-Dichlorobenzene	0.4 U	0.14	0.4	1	UG/L
	OT-29-GW-2902-JUNE2015	WATER	N	1,2-Dichloroethane	0.5 U	0.22	0.5	1	UG/L
	OT-29-GW-2902-JUNE2015	WATER	N	1,2-Dichloropropane	0.4 U	0.15	0.4	1	UG/L
	OT-29-GW-2902-JUNE2015	WATER	N	1,3,5-Trimethylbenzene	0.4 U	0.14	0.4	1	UG/L
	OT-29-GW-2902-JUNE2015	WATER	N	1,3-Dichlorobenzene	0.4 U	0.11	0.4	1	UG/L
	OT-29-GW-2902-JUNE2015	WATER	N	1,4-Dichlorobenzene	0.4 U	0.13	0.4	1	UG/L
	OT-29-GW-2902-JUNE2015	WATER	N	2-Butanone (MEK)	0.8 U	0.35	0.8	2	UG/L
	OT-29-GW-2902-JUNE2015	WATER	N	2-Hexanone	0.4 U	0.17	0.4	2	UG/L
	OT-29-GW-2902-JUNE2015	WATER	N	4-Methyl-2-pentanone (MIBK)	0.4 U	0.18	0.4	2	UG/L
	OT-29-GW-2902-JUNE2015	WATER	N	Acetone	5 U	2.1	5	10	UG/L
	OT-29-GW-2902-JUNE2015	WATER	N	Benzene	0.4 U	0.13	0.4	1	UG/L
	OT-29-GW-2902-JUNE2015	WATER	N	Bromochloromethane	0.4 U	0.14	0.4	1	UG/L
	OT-29-GW-2902-JUNE2015	WATER	N	Bromodichloromethane	0.4 U	0.14	0.4	1	UG/L
	OT-29-GW-2902-JUNE2015	WATER	N	Bromoform	0.4 U	0.1	0.4	1	UG/L
	OT-29-GW-2902-JUNE2015	WATER	N	Bromomethane	0.8 U	0.29	0.8	1	UG/L

Table 3. Summary of Analytical Parameters for Groundwater Samples for the Open Detonation Unit, Kirtland Air Force Base, June 2015

Method	Sample ID	Matrix	QA/QC Type	Analyte	Result*	DL	LOD	LOQ	Units
SW8260B									
	OT-29-GW-2902-JUNE2015	WATER	N	Carbon disulfide	0.4 U	0.16	0.4	2	UG/L
	OT-29-GW-2902-JUNE2015	WATER	N	Carbon tetrachloride	0.4 U	0.15	0.4	1	UG/L
	OT-29-GW-2902-JUNE2015	WATER	N	Chlorobenzene	0.4 U	0.12	0.4	1	UG/L
	OT-29-GW-2902-JUNE2015	WATER	N	Chloroethane	0.8 U	0.34	0.8	1	UG/L
	OT-29-GW-2902-JUNE2015	WATER	N	Chloroform	0.4 U	0.12	0.4	1	UG/L
	OT-29-GW-2902-JUNE2015	WATER	N	Chloromethane	0.8 U	0.25	0.8	1	UG/L
	OT-29-GW-2902-JUNE2015	WATER	N	cis-1,2-Dichloroethene	0.4 U	0.1	0.4	1	UG/L
	OT-29-GW-2902-JUNE2015	WATER	N	cis-1,3-Dichloropropene	0.8 U	0.22	0.8	1	UG/L
	OT-29-GW-2902-JUNE2015	WATER	N	Cyclohexane TIC	1 U	1	1	10	UG/L
	OT-29-GW-2902-JUNE2015	WATER	N	Dibromochloromethane	0.4 U	0.13	0.4	1	UG/L
	OT-29-GW-2902-JUNE2015	WATER	N	Dichlorodifluoromethane	0.4 U	0.16	0.4	1	UG/L
	OT-29-GW-2902-JUNE2015	WATER	N	Ethylbenzene	0.4 U	0.15	0.4	1	UG/L
	OT-29-GW-2902-JUNE2015	WATER	N	Isopropylbenzene	0.4 U	0.12	0.4	1	UG/L
	OT-29-GW-2902-JUNE2015	WATER	N	Methyl Acetate TIC	1 U	1	1	10	UG/L
	OT-29-GW-2902-JUNE2015	WATER	N	Methyl cyclohexane TIC	1 U	1	1	10	UG/L
	OT-29-GW-2902-JUNE2015	WATER	N	Methyl tert-butyl ether	0.4 U	0.19	0.4	2	UG/L
	OT-29-GW-2902-JUNE2015	WATER	N	Methylene Chloride	0.8 U	0.35	0.8	1	UG/L
	OT-29-GW-2902-JUNE2015	WATER	N	m-Xylene & p-Xylene	0.4 U	0.18	0.4	1	UG/L
	OT-29-GW-2902-JUNE2015	WATER	N	Naphthalene	0.4 U	0.15	0.4	1	UG/L
	OT-29-GW-2902-JUNE2015	WATER	N	o-Xylene	0.4 U	0.1	0.4	1	UG/L
	OT-29-GW-2902-JUNE2015	WATER	N	Styrene	0.4 U	0.15	0.4	1	UG/L
	OT-29-GW-2902-JUNE2015	WATER	N	Tetrachloroethene	0.4 U	0.15	0.4	1	UG/L
	OT-29-GW-2902-JUNE2015	WATER	N	Toluene	12	0.25	0.8	1	UG/L

Table 3. Summary of Analytical Parameters for Groundwater Samples for the Open Detonation Unit, Kirtland Air Force Base, June 2015

Method	Sample ID	Matrix	QA/QC Type	Analyte	Result*	DL	LOD	LOQ	Units
SW8260B									
	OT-29-GW-2902-JUNE2015	WATER	N	trans-1,2-Dichloroethene	0.4 U	0.11	0.4	1	UG/L
	OT-29-GW-2902-JUNE2015	WATER	N	trans-1,3-Dichloropropene	0.4 U	0.15	0.4	1	UG/L
	OT-29-GW-2902-JUNE2015	WATER	N	Trichloroethene	0.4 U	0.13	0.4	1	UG/L
	OT-29-GW-2902-JUNE2015	WATER	N	Trichlorofluoromethane	0.8 U	0.23	0.8	1	UG/L
	OT-29-GW-2902-JUNE2015	WATER	N	Vinyl chloride	0.8 U	0.22	0.8	1	UG/L
	OT-29-GW-2903-JUNE2015	WATER	N	1,1,1-Trichloroethane	0.4 U	0.19	0.4	1	UG/L
	OT-29-GW-2903-JUNE2015	WATER	N	1,1,2,2-Tetrachloroethane	0.4 U	0.15	0.4	1	UG/L
	OT-29-GW-2903-JUNE2015	WATER	N	1,1,2-Trichloro-1,2,2-trifluoroethane	1 U	0.25	1	2	UG/L
	OT-29-GW-2903-JUNE2015	WATER	N	1,1,2-Trichloroethane	0.8 U	0.31	0.8	1	UG/L
	OT-29-GW-2903-JUNE2015	WATER	N	1,1-Dichloroethane	0.4 U	0.15	0.4	1	UG/L
	OT-29-GW-2903-JUNE2015	WATER	N	1,1-Dichloroethene	0.4 U	0.14	0.4	1	UG/L
	OT-29-GW-2903-JUNE2015	WATER	N	1,2,3-Trichlorobenzene	0.4 U	0.14	0.4	1	UG/L
	OT-29-GW-2903-JUNE2015	WATER	N	1,2,4-Trichlorobenzene	0.4 U	0.1	0.4	1	UG/L
	OT-29-GW-2903-JUNE2015	WATER	N	1,2,4-Trimethylbenzene	0.4 U	0.12	0.4	1	UG/L
	OT-29-GW-2903-JUNE2015	WATER	N	1,2-Dichlorobenzene	0.4 U	0.14	0.4	1	UG/L
	OT-29-GW-2903-JUNE2015	WATER	N	1,2-Dichloroethane	0.5 U	0.22	0.5	1	UG/L
	OT-29-GW-2903-JUNE2015	WATER	N	1,2-Dichloropropane	0.4 U	0.15	0.4	1	UG/L
	OT-29-GW-2903-JUNE2015	WATER	N	1,3,5-Trimethylbenzene	0.4 U	0.14	0.4	1	UG/L
	OT-29-GW-2903-JUNE2015	WATER	N	1,3-Dichlorobenzene	0.4 U	0.11	0.4	1	UG/L
	OT-29-GW-2903-JUNE2015	WATER	N	1,4-Dichlorobenzene	0.4 U	0.13	0.4	1	UG/L
	OT-29-GW-2903-JUNE2015	WATER	N	2-Butanone (MEK)	0.8 U	0.35	0.8	2	UG/L
	OT-29-GW-2903-JUNE2015	WATER	N	2-Hexanone	0.4 U	0.17	0.4	2	UG/L
	OT-29-GW-2903-JUNE2015	WATER	N	4-Methyl-2-pentanone (MIBK)	0.4 U	0.18	0.4	2	UG/L

Table 3. Summary of Analytical Parameters for Groundwater Samples for the Open Detonation Unit, Kirtland Air Force Base, June 2015

Method	Sample ID	Matrix	QA/QC Type	Analyte	Result*	DL	LOD	LOQ	Units
SW8260B									
	OT-29-GW-2903-JUNE2015	WATER	N	Acetone	5 U	2.1	5	10	UG/L
	OT-29-GW-2903-JUNE2015	WATER	N	Benzene	0.4 U	0.13	0.4	1	UG/L
	OT-29-GW-2903-JUNE2015	WATER	N	Bromochloromethane	0.4 U	0.14	0.4	1	UG/L
	OT-29-GW-2903-JUNE2015	WATER	N	Bromodichloromethane	0.4 U	0.14	0.4	1	UG/L
	OT-29-GW-2903-JUNE2015	WATER	N	Bromoform	0.4 U	0.1	0.4	1	UG/L
	OT-29-GW-2903-JUNE2015	WATER	N	Bromomethane	0.8 U	0.29	0.8	1	UG/L
	OT-29-GW-2903-JUNE2015	WATER	N	Carbon disulfide	0.4 U	0.16	0.4	2	UG/L
	OT-29-GW-2903-JUNE2015	WATER	N	Carbon tetrachloride	0.4 U	0.15	0.4	1	UG/L
	OT-29-GW-2903-JUNE2015	WATER	N	Chlorobenzene	0.4 U	0.12	0.4	1	UG/L
	OT-29-GW-2903-JUNE2015	WATER	N	Chloroethane	0.8 U	0.34	0.8	1	UG/L
	OT-29-GW-2903-JUNE2015	WATER	N	Chloroform	0.4 U	0.12	0.4	1	UG/L
	OT-29-GW-2903-JUNE2015	WATER	N	Chloromethane	0.8 U	0.25	0.8	1	UG/L
	OT-29-GW-2903-JUNE2015	WATER	N	cis-1,2-Dichloroethene	0.4 U	0.1	0.4	1	UG/L
	OT-29-GW-2903-JUNE2015	WATER	N	cis-1,3-Dichloropropene	0.8 U	0.22	0.8	1	UG/L
	OT-29-GW-2903-JUNE2015	WATER	N	Cyclohexane TIC	1 U	1	1	10	UG/L
	OT-29-GW-2903-JUNE2015	WATER	N	Dibromochloromethane	0.4 U	0.13	0.4	1	UG/L
	OT-29-GW-2903-JUNE2015	WATER	N	Dichlorodifluoromethane	0.4 U	0.16	0.4	1	UG/L
	OT-29-GW-2903-JUNE2015	WATER	N	Ethylbenzene	0.4 U	0.15	0.4	1	UG/L
	OT-29-GW-2903-JUNE2015	WATER	N	Isopropylbenzene	0.4 U	0.12	0.4	1	UG/L
	OT-29-GW-2903-JUNE2015	WATER	N	Methyl Acetate TIC	1 U	1	1	10	UG/L
	OT-29-GW-2903-JUNE2015	WATER	N	Methyl cyclohexane TIC	1 U	1	1	10	UG/L
	OT-29-GW-2903-JUNE2015	WATER	N	Methyl tert-butyl ether	0.4 U	0.19	0.4	2	UG/L
	OT-29-GW-2903-JUNE2015	WATER	N	Methylene Chloride	0.8 U	0.35	0.8	1	UG/L

Table 3. Summary of Analytical Parameters for Groundwater Samples for the Open Detonation Unit, Kirtland Air Force Base, June 2015

Method	Sample ID	Matrix	QA/QC Type	Analyte	Result*	DL	LOD	LOQ	Units
SW8260B									
	OT-29-GW-2903-JUNE2015	WATER	N	m-Xylene & p-Xylene	0.4 U	0.18	0.4	1	UG/L
	OT-29-GW-2903-JUNE2015	WATER	N	Naphthalene	0.4 U	0.15	0.4	1	UG/L
	OT-29-GW-2903-JUNE2015	WATER	N	o-Xylene	0.4 U	0.1	0.4	1	UG/L
	OT-29-GW-2903-JUNE2015	WATER	N	Styrene	0.4 U	0.15	0.4	1	UG/L
	OT-29-GW-2903-JUNE2015	WATER	N	Tetrachloroethene	0.4 U	0.15	0.4	1	UG/L
	OT-29-GW-2903-JUNE2015	WATER	N	Toluene	2.2	0.25	0.8	1	UG/L
	OT-29-GW-2903-JUNE2015	WATER	N	trans-1,2-Dichloroethene	0.4 U	0.11	0.4	1	UG/L
	OT-29-GW-2903-JUNE2015	WATER	N	trans-1,3-Dichloropropene	0.4 U	0.15	0.4	1	UG/L
	OT-29-GW-2903-JUNE2015	WATER	N	Trichloroethene	0.4 U	0.13	0.4	1	UG/L
	OT-29-GW-2903-JUNE2015	WATER	N	Trichlorofluoromethane	0.8 U	0.23	0.8	1	UG/L
	OT-29-GW-2903-JUNE2015	WATER	N	Vinyl chloride	0.8 U	0.22	0.8	1	UG/L
	OT-29-GW-2904-JUNE2015	WATER	N	1,1,1-Trichloroethane	0.4 U	0.19	0.4	1	UG/L
	OT-29-GW-2904-JUNE2015	WATER	N	1,1,2,2-Tetrachloroethane	0.4 U	0.15	0.4	1	UG/L
	OT-29-GW-2904-JUNE2015	WATER	N	1,1,2-Trichloro-1,2,2-trifluoroethane	1 U	0.25	1	2	UG/L
	OT-29-GW-2904-JUNE2015	WATER	N	1,1,2-Trichloroethane	0.8 U	0.31	0.8	1	UG/L
	OT-29-GW-2904-JUNE2015	WATER	N	1,1-Dichloroethane	0.4 U	0.15	0.4	1	UG/L
	OT-29-GW-2904-JUNE2015	WATER	N	1,1-Dichloroethene	0.4 U	0.14	0.4	1	UG/L
	OT-29-GW-2904-JUNE2015	WATER	N	1,2,3-Trichlorobenzene	0.4 U	0.14	0.4	1	UG/L
	OT-29-GW-2904-JUNE2015	WATER	N	1,2,4-Trichlorobenzene	0.4 U	0.1	0.4	1	UG/L
	OT-29-GW-2904-JUNE2015	WATER	N	1,2,4-Trimethylbenzene	0.4 U	0.12	0.4	1	UG/L
	OT-29-GW-2904-JUNE2015	WATER	N	1,2-Dichlorobenzene	0.4 U	0.14	0.4	1	UG/L
	OT-29-GW-2904-JUNE2015	WATER	N	1,2-Dichloroethane	0.5 U	0.22	0.5	1	UG/L
	OT-29-GW-2904-JUNE2015	WATER	N	1,2-Dichloropropane	0.4 U	0.15	0.4	1	UG/L

Table 3. Summary of Analytical Parameters for Groundwater Samples for the Open Detonation Unit, Kirtland Air Force Base, June 2015

Method	Sample ID	Matrix	QA/QC Type	Analyte	Result*	DL	LOD	LOQ	Units
SW8260B									
	OT-29-GW-2904-JUNE2015	WATER	N	1,3,5-Trimethylbenzene	0.4 U	0.14	0.4	1	UG/L
	OT-29-GW-2904-JUNE2015	WATER	N	1,3-Dichlorobenzene	0.4 U	0.11	0.4	1	UG/L
	OT-29-GW-2904-JUNE2015	WATER	N	1,4-Dichlorobenzene	0.4 U	0.13	0.4	1	UG/L
	OT-29-GW-2904-JUNE2015	WATER	N	2-Butanone (MEK)	0.8 U	0.35	0.8	2	UG/L
	OT-29-GW-2904-JUNE2015	WATER	N	2-Hexanone	0.4 U	0.17	0.4	2	UG/L
	OT-29-GW-2904-JUNE2015	WATER	N	4-Methyl-2-pentanone (MIBK)	0.4 U	0.18	0.4	2	UG/L
	OT-29-GW-2904-JUNE2015	WATER	N	Acetone	5 U	2.1	5	10	UG/L
	OT-29-GW-2904-JUNE2015	WATER	N	Benzene	0.4 U	0.13	0.4	1	UG/L
	OT-29-GW-2904-JUNE2015	WATER	N	Bromochloromethane	0.4 U	0.14	0.4	1	UG/L
	OT-29-GW-2904-JUNE2015	WATER	N	Bromodichloromethane	0.4 U	0.14	0.4	1	UG/L
	OT-29-GW-2904-JUNE2015	WATER	N	Bromoform	0.4 U	0.1	0.4	1	UG/L
	OT-29-GW-2904-JUNE2015	WATER	N	Bromomethane	0.8 U	0.29	0.8	1	UG/L
	OT-29-GW-2904-JUNE2015	WATER	N	Carbon disulfide	0.4 U	0.16	0.4	2	UG/L
	OT-29-GW-2904-JUNE2015	WATER	N	Carbon tetrachloride	0.4 U	0.15	0.4	1	UG/L
	OT-29-GW-2904-JUNE2015	WATER	N	Chlorobenzene	0.4 U	0.12	0.4	1	UG/L
	OT-29-GW-2904-JUNE2015	WATER	N	Chloroethane	0.8 U	0.34	0.8	1	UG/L
	OT-29-GW-2904-JUNE2015	WATER	N	Chloroform	0.4 U	0.12	0.4	1	UG/L
	OT-29-GW-2904-JUNE2015	WATER	N	Chloromethane	0.8 U	0.25	0.8	1	UG/L
	OT-29-GW-2904-JUNE2015	WATER	N	cis-1,2-Dichloroethene	0.4 U	0.1	0.4	1	UG/L
	OT-29-GW-2904-JUNE2015	WATER	N	cis-1,3-Dichloropropene	0.8 U	0.22	0.8	1	UG/L
	OT-29-GW-2904-JUNE2015	WATER	N	Cyclohexane TIC	1 U	1	1	10	UG/L
	OT-29-GW-2904-JUNE2015	WATER	N	Dibromochloromethane	0.4 U	0.13	0.4	1	UG/L
	OT-29-GW-2904-JUNE2015	WATER	N	Dichlorodifluoromethane	0.4 U	0.16	0.4	1	UG/L

Table 3. Summary of Analytical Parameters for Groundwater Samples for the Open Detonation Unit, Kirtland Air Force Base, June 2015

Method	Sample ID	Matrix	QA/QC Type	Analyte	Result*	DL	LOD	LOQ	Units
SW8260B									
	OT-29-GW-2904-JUNE2015	WATER	N	Ethylbenzene	0.4 U	0.15	0.4	1	UG/L
	OT-29-GW-2904-JUNE2015	WATER	N	Isopropylbenzene	0.4 U	0.12	0.4	1	UG/L
	OT-29-GW-2904-JUNE2015	WATER	N	Methyl Acetate TIC	1 U	1	1	10	UG/L
	OT-29-GW-2904-JUNE2015	WATER	N	Methyl cyclohexane TIC	1 U	1	1	10	UG/L
	OT-29-GW-2904-JUNE2015	WATER	N	Methyl tert-butyl ether	0.4 U	0.19	0.4	2	UG/L
	OT-29-GW-2904-JUNE2015	WATER	N	Methylene Chloride	0.8 U	0.35	0.8	1	UG/L
	OT-29-GW-2904-JUNE2015	WATER	N	m-Xylene & p-Xylene	0.4 U	0.18	0.4	1	UG/L
	OT-29-GW-2904-JUNE2015	WATER	N	Naphthalene	0.4 U	0.15	0.4	1	UG/L
	OT-29-GW-2904-JUNE2015	WATER	N	o-Xylene	0.4 U	0.1	0.4	1	UG/L
	OT-29-GW-2904-JUNE2015	WATER	N	Styrene	0.4 U	0.15	0.4	1	UG/L
	OT-29-GW-2904-JUNE2015	WATER	N	Tetrachloroethene	0.4 U	0.15	0.4	1	UG/L
	OT-29-GW-2904-JUNE2015	WATER	N	Toluene	12	0.25	0.8	1	UG/L
	OT-29-GW-2904-JUNE2015	WATER	N	trans-1,2-Dichloroethene	0.4 U	0.11	0.4	1	UG/L
	OT-29-GW-2904-JUNE2015	WATER	N	trans-1,3-Dichloropropene	0.4 U	0.15	0.4	1	UG/L
	OT-29-GW-2904-JUNE2015	WATER	N	Trichloroethene	0.4 U	0.13	0.4	1	UG/L
	OT-29-GW-2904-JUNE2015	WATER	N	Trichlorofluoromethane	0.8 U	0.23	0.8	1	UG/L
	OT-29-GW-2904-JUNE2015	WATER	N	Vinyl chloride	0.8 U	0.22	0.8	1	UG/L
SW8270									
	OT-29-FD-2902-JUNE2015	WATER	FD	1,2,4,5-Tetrachlorobenzene	3 U	1	3	10	UG/L
	OT-29-FD-2902-JUNE2015	WATER	FD	2,4,5-Trichlorophenol	6 U	2	6	10	UG/L
	OT-29-FD-2902-JUNE2015	WATER	FD	2,4,6-Trichlorophenol	6 U	2	6	10	UG/L
	OT-29-FD-2902-JUNE2015	WATER	FD	2,4-Dichlorophenol	6 U	2.6	6	10	UG/L
	OT-29-FD-2902-JUNE2015	WATER	FD	2,4-Dimethylphenol	6 U	2.2	6	10	UG/L
	OT-29-FD-2902-JUNE2015	WATER	FD	2,4-Dinitrotoluene	6 U	2	6	10	UG/L

Table 3. Summary of Analytical Parameters for Groundwater Samples for the Open Detonation Unit, Kirtland Air Force Base, June 2015

Method	Sample ID	Matrix	QA/QC Type	Analyte	Result*	DL	LOD	LOQ	Units
SW8270									
	OT-29-FD-2902-JUNE2015	WATER	FD	2,6-Dichlorophenol	6 U	1.9	6	15	UG/L
	OT-29-FD-2902-JUNE2015	WATER	FD	2,6-Dinitrotoluene	6 U	2	6	10	UG/L
	OT-29-FD-2902-JUNE2015	WATER	FD	2-Chloronaphthalene	3 U	1.3	3	10	UG/L
	OT-29-FD-2902-JUNE2015	WATER	FD	2-Chlorophenol	6 U	1.6	6	10	UG/L
	OT-29-FD-2902-JUNE2015	WATER	FD	2-Methylphenol	3 U	0.93	3	10	UG/L
	OT-29-FD-2902-JUNE2015	WATER	FD	2-Nitroaniline	6 U	2	6	50	UG/L
	OT-29-FD-2902-JUNE2015	WATER	FD	2-Nitrophenol	6 U	1.9	6	10	UG/L
	OT-29-FD-2902-JUNE2015	WATER	FD	3,3'-Dichlorobenzidine	3 U	0.96	3	50	UG/L
	OT-29-FD-2902-JUNE2015	WATER	FD	3-Methylphenol & 4-Methylphenol	3 U	1.1	3	10	UG/L
	OT-29-FD-2902-JUNE2015	WATER	FD	3-Nitroaniline	3 U	1.4	3	50	UG/L
	OT-29-FD-2902-JUNE2015	WATER	FD	4,6-Dinitro-2-methylphenol	6 U	2.2	6	60	UG/L
	OT-29-FD-2902-JUNE2015	WATER	FD	4-Bromophenyl phenyl ether	3 U	1.1	3	10	UG/L
	OT-29-FD-2902-JUNE2015	WATER	FD	4-Chloro-3-methylphenol	6 U	2	6	10	UG/L
	OT-29-FD-2902-JUNE2015	WATER	FD	4-Chloroaniline	6 U	2	6	10	UG/L
	OT-29-FD-2902-JUNE2015	WATER	FD	4-Chlorophenyl phenyl ether	3 U	1.1	3	10	UG/L
	OT-29-FD-2902-JUNE2015	WATER	FD	4-Nitroaniline	3 U	1.5	3	50	UG/L
	OT-29-FD-2902-JUNE2015	WATER	FD	4-Nitrophenol	20 U	6.1	20	60	UG/L
	OT-29-FD-2902-JUNE2015	WATER	FD	Acetophenone	10 U	0.78	10	10	UG/L
	OT-29-FD-2902-JUNE2015	WATER	FD	Atrazine TIC	50 U	50	50	50	UG/L
	OT-29-FD-2902-JUNE2015	WATER	FD	Azobenzene	3 U	1	3	10	UG/L
	OT-29-FD-2902-JUNE2015	WATER	FD	Benzaldehyde	20 U	8.3	20	20	UG/L
	OT-29-FD-2902-JUNE2015	WATER	FD	Biphenyl	10 U	5	10	15	UG/L
	OT-29-FD-2902-JUNE2015	WATER	FD	bis (2-chloroisopropyl) ether	3 U	1.3	3	10	UG/L

Table 3. Summary of Analytical Parameters for Groundwater Samples for the Open Detonation Unit, Kirtland Air Force Base, June 2015

Method	Sample ID	Matrix	QA/QC Type	Analyte	Result*	DL	LOD	LOQ	Units
SW8270									
	OT-29-FD-2902-JUNE2015	WATER	FD	Bis(2-chloroethoxy)methane	3 U	1	3	10	UG/L
	OT-29-FD-2902-JUNE2015	WATER	FD	Bis(2-chloroethyl)ether	3 U	1.5	3	10	UG/L
	OT-29-FD-2902-JUNE2015	WATER	FD	Bis(2-ethylhexyl) phthalate	3 U	1	3	10	UG/L
	OT-29-FD-2902-JUNE2015	WATER	FD	Butyl benzyl phthalate	3 U	1.4	3	10	UG/L
	OT-29-FD-2902-JUNE2015	WATER	FD	Caprolactam TIC	50 U	50	50	50	UG/L
	OT-29-FD-2902-JUNE2015	WATER	FD	Carbazole	3 U	1.2	3	10	UG/L
	OT-29-FD-2902-JUNE2015	WATER	FD	Dibenzofuran	3 U	1.1	3	10	UG/L
	OT-29-FD-2902-JUNE2015	WATER	FD	Diethyl phthalate	3 U	0.93	3	10	UG/L
	OT-29-FD-2902-JUNE2015	WATER	FD	Dimethyl phthalate	3 U	0.88	3	10	UG/L
	OT-29-FD-2902-JUNE2015	WATER	FD	Di-n-butyl phthalate	3 U	1.1	3	10	UG/L
	OT-29-FD-2902-JUNE2015	WATER	FD	Di-n-octyl phthalate	3 U	1.5	3	10	UG/L
	OT-29-FD-2902-JUNE2015	WATER	FD	Hexachlorobenzene	3 U	1.4	3	10	UG/L
	OT-29-FD-2902-JUNE2015	WATER	FD	Hexachlorobutadiene	3 U	1.3	3	10	UG/L
	OT-29-FD-2902-JUNE2015	WATER	FD	Hexachlorocyclopentadiene	10 U	5	10	50	UG/L
	OT-29-FD-2902-JUNE2015	WATER	FD	Hexachloroethane	3 U	1.4	3	10	UG/L
	OT-29-FD-2902-JUNE2015	WATER	FD	Isophorone	3 U	1	3	10	UG/L
	OT-29-FD-2902-JUNE2015	WATER	FD	Nitrobenzene	6 U	1.6	6	10	UG/L
	OT-29-FD-2902-JUNE2015	WATER	FD	N-Nitrosodimethylamine	3 U	0.96	3	15	UG/L
	OT-29-FD-2902-JUNE2015	WATER	FD	N-Nitrosodi-n-propylamine	3 U	1.4	3	10	UG/L
	OT-29-FD-2902-JUNE2015	WATER	FD	N-Nitrosodiphenylamine	3 U	1	3	10	UG/L
	OT-29-FD-2902-JUNE2015	WATER	FD	Pentachlorophenol	20 U	5	20	60	UG/L
	OT-29-FD-2902-JUNE2015	WATER	FD	Phenol	3 U	1.1	3	10	UG/L
	OT-29-GW-2901-JUNE2015	WATER	N	1,2,4,5-Tetrachlorobenzene	3.1 U	1	3.1	10	UG/L

Table 3. Summary of Analytical Parameters for Groundwater Samples for the Open Detonation Unit, Kirtland Air Force Base, June 2015

Method	Sample ID	Matrix	QA/QC Type	Analyte	Result*	DL	LOD	LOQ	Units
SW8270									
	OT-29-GW-2901-JUNE2015	WATER	N	2,4,5-Trichlorophenol	6.2 U	2.1	6.2	10	UG/L
	OT-29-GW-2901-JUNE2015	WATER	N	2,4,6-Trichlorophenol	6.2 U	2.1	6.2	10	UG/L
	OT-29-GW-2901-JUNE2015	WATER	N	2,4-Dichlorophenol	6.2 U	2.7	6.2	10	UG/L
	OT-29-GW-2901-JUNE2015	WATER	N	2,4-Dimethylphenol	6.2 U	2.3	6.2	10	UG/L
	OT-29-GW-2901-JUNE2015	WATER	N	2,4-Dinitrotoluene	6.2 U	2.1	6.2	10	UG/L
	OT-29-GW-2901-JUNE2015	WATER	N	2,6-Dichlorophenol	6.2 U	1.9	6.2	15	UG/L
	OT-29-GW-2901-JUNE2015	WATER	N	2,6-Dinitrotoluene	6.2 U	2.1	6.2	10	UG/L
	OT-29-GW-2901-JUNE2015	WATER	N	2-Chloronaphthalene	3.1 U	1.3	3.1	10	UG/L
	OT-29-GW-2901-JUNE2015	WATER	N	2-Chlorophenol	6.2 U	1.6	6.2	10	UG/L
	OT-29-GW-2901-JUNE2015	WATER	N	2-Methylphenol	3.1 U	0.96	3.1	10	UG/L
	OT-29-GW-2901-JUNE2015	WATER	N	2-Nitroaniline	6.2 U	2.1	6.2	51	UG/L
	OT-29-GW-2901-JUNE2015	WATER	N	2-Nitrophenol	6.2 U	2	6.2	10	UG/L
	OT-29-GW-2901-JUNE2015	WATER	N	3,3'-Dichlorobenzidine	3.1 U	0.99	3.1	51	UG/L
	OT-29-GW-2901-JUNE2015	WATER	N	3-Methylphenol & 4-Methylphenol	3.1 U	1.2	3.1	10	UG/L
	OT-29-GW-2901-JUNE2015	WATER	N	3-Nitroaniline	3.1 U	1.4	3.1	51	UG/L
	OT-29-GW-2901-JUNE2015	WATER	N	4,6-Dinitro-2-methylphenol	6.2 U	2.3	6.2	62	UG/L
	OT-29-GW-2901-JUNE2015	WATER	N	4-Bromophenyl phenyl ether	3.1 U	1.1	3.1	10	UG/L
	OT-29-GW-2901-JUNE2015	WATER	N	4-Chloro-3-methylphenol	6.2 U	2.1	6.2	10	UG/L
	OT-29-GW-2901-JUNE2015	WATER	N	4-Chloroaniline	6.2 U	2.1	6.2	10	UG/L
	OT-29-GW-2901-JUNE2015	WATER	N	4-Chlorophenyl phenyl ether	3.1 U	1.1	3.1	10	UG/L
	OT-29-GW-2901-JUNE2015	WATER	N	4-Nitroaniline	3.1 U	1.5	3.1	51	UG/L
	OT-29-GW-2901-JUNE2015	WATER	N	4-Nitrophenol	21 U	6.3	21	62	UG/L
	OT-29-GW-2901-JUNE2015	WATER	N	Acetophenone	10 U	0.8	10	10	UG/L

Table 3. Summary of Analytical Parameters for Groundwater Samples for the Open Detonation Unit, Kirtland Air Force Base, June 2015

Method	Sample ID	Matrix	QA/QC Type	Analyte	Result*	DL	LOD	LOQ	Units
SW8270									
	OT-29-GW-2901-JUNE2015	WATER	N	Atrazine TIC	51 U	51	51	51	UG/L
	OT-29-GW-2901-JUNE2015	WATER	N	Azobenzene	3.1 U	1	3.1	10	UG/L
	OT-29-GW-2901-JUNE2015	WATER	N	Benzaldehyde	21 U	8.6	21	21	UG/L
	OT-29-GW-2901-JUNE2015	WATER	N	Biphenyl	10 U	5.1	10	15	UG/L
	OT-29-GW-2901-JUNE2015	WATER	N	bis (2-chloroisopropyl) ether	3.1 U	1.3	3.1	10	UG/L
	OT-29-GW-2901-JUNE2015	WATER	N	Bis(2-chloroethoxy)methane	3.1 U	1	3.1	10	UG/L
	OT-29-GW-2901-JUNE2015	WATER	N	Bis(2-chloroethyl)ether	3.1 U	1.5	3.1	10	UG/L
	OT-29-GW-2901-JUNE2015	WATER	N	Bis(2-ethylhexyl) phthalate	5.3 J	1	3.1	10	UG/L
	OT-29-GW-2901-JUNE2015	WATER	N	Butyl benzyl phthalate	3.1 U	1.4	3.1	10	UG/L
	OT-29-GW-2901-JUNE2015	WATER	N	Caprolactam TIC	51 U	51	51	51	UG/L
	OT-29-GW-2901-JUNE2015	WATER	N	Carbazole	3.1 U	1.2	3.1	10	UG/L
	OT-29-GW-2901-JUNE2015	WATER	N	Dibenzofuran	3.1 U	1.1	3.1	10	UG/L
	OT-29-GW-2901-JUNE2015	WATER	N	Diethyl phthalate	3.1 U	0.96	3.1	10	UG/L
	OT-29-GW-2901-JUNE2015	WATER	N	Dimethyl phthalate	3.1 U	0.9	3.1	10	UG/L
	OT-29-GW-2901-JUNE2015	WATER	N	Di-n-butyl phthalate	3.1 U	1.1	3.1	10	UG/L
	OT-29-GW-2901-JUNE2015	WATER	N	Di-n-octyl phthalate	3.1 U	1.5	3.1	10	UG/L
	OT-29-GW-2901-JUNE2015	WATER	N	Hexachlorobenzene	3.1 U	1.4	3.1	10	UG/L
	OT-29-GW-2901-JUNE2015	WATER	N	Hexachlorobutadiene	3.1 U	1.3	3.1	10	UG/L
	OT-29-GW-2901-JUNE2015	WATER	N	Hexachlorocyclopentadiene	10 U	5.1	10	51	UG/L
	OT-29-GW-2901-JUNE2015	WATER	N	Hexachloroethane	3.1 U	1.4	3.1	10	UG/L
	OT-29-GW-2901-JUNE2015	WATER	N	Isophorone	3.1 U	1	3.1	10	UG/L
	OT-29-GW-2901-JUNE2015	WATER	N	Nitrobenzene	6.2 U	1.6	6.2	10	UG/L
	OT-29-GW-2901-JUNE2015	WATER	N	N-Nitrosodimethylamine	3.1 U	0.99	3.1	15	UG/L

Table 3. Summary of Analytical Parameters for Groundwater Samples for the Open Detonation Unit, Kirtland Air Force Base, June 2015

Method	Sample ID	Matrix	QA/QC Type	Analyte	Result*	DL	LOD	LOQ	Units
SW8270									
	OT-29-GW-2901-JUNE2015	WATER	N	N-Nitrosodi-n-propylamine	3.1 U	1.4	3.1	10	UG/L
	OT-29-GW-2901-JUNE2015	WATER	N	N-Nitrosodiphenylamine	3.1 U	1	3.1	10	UG/L
	OT-29-GW-2901-JUNE2015	WATER	N	Pentachlorophenol	21 U	5.1	21	62	UG/L
	OT-29-GW-2901-JUNE2015	WATER	N	Phenol	3.4 J	1.1	3.1	10	UG/L
	OT-29-GW-2902-JUNE2015	WATER	N	1,2,4,5-Tetrachlorobenzene	3.5 U	1.2	3.5	12	UG/L
	OT-29-GW-2902-JUNE2015	WATER	N	2,4,5-Trichlorophenol	6.9 U	2.3	6.9	12	UG/L
	OT-29-GW-2902-JUNE2015	WATER	N	2,4,6-Trichlorophenol	6.9 U	2.3	6.9	12	UG/L
	OT-29-GW-2902-JUNE2015	WATER	N	2,4-Dichlorophenol	6.9 U	3	6.9	12	UG/L
	OT-29-GW-2902-JUNE2015	WATER	N	2,4-Dimethylphenol	6.9 U	2.5	6.9	12	UG/L
	OT-29-GW-2902-JUNE2015	WATER	N	2,4-Dinitrotoluene	6.9 U	2.3	6.9	12	UG/L
	OT-29-GW-2902-JUNE2015	WATER	N	2,6-Dichlorophenol	6.9 U	2.2	6.9	17	UG/L
	OT-29-GW-2902-JUNE2015	WATER	N	2,6-Dinitrotoluene	6.9 U	2.3	6.9	12	UG/L
	OT-29-GW-2902-JUNE2015	WATER	N	2-Chloronaphthalene	3.5 U	1.5	3.5	12	UG/L
	OT-29-GW-2902-JUNE2015	WATER	N	2-Chlorophenol	6.9 U	1.9	6.9	12	UG/L
	OT-29-GW-2902-JUNE2015	WATER	N	2-Methylphenol	3.5 U	1.1	3.5	12	UG/L
	OT-29-GW-2902-JUNE2015	WATER	N	2-Nitroaniline	6.9 U	2.3	6.9	58	UG/L
	OT-29-GW-2902-JUNE2015	WATER	N	2-Nitrophenol	6.9 U	2.2	6.9	12	UG/L
	OT-29-GW-2902-JUNE2015	WATER	N	3,3'-Dichlorobenzidine	3.5 U	1.1	3.5	58	UG/L
	OT-29-GW-2902-JUNE2015	WATER	N	3-Methylphenol & 4-Methylphenol	3.5 U	1.3	3.5	12	UG/L
	OT-29-GW-2902-JUNE2015	WATER	N	3-Nitroaniline	3.5 U	1.6	3.5	58	UG/L
	OT-29-GW-2902-JUNE2015	WATER	N	4,6-Dinitro-2-methylphenol	6.9 U	2.5	6.9	69	UG/L
	OT-29-GW-2902-JUNE2015	WATER	N	4-Bromophenyl phenyl ether	3.5 U	1.3	3.5	12	UG/L
	OT-29-GW-2902-JUNE2015	WATER	N	4-Chloro-3-methylphenol	6.9 U	2.3	6.9	12	UG/L

Table 3. Summary of Analytical Parameters for Groundwater Samples for the Open Detonation Unit, Kirtland Air Force Base, June 2015

Method	Sample ID	Matrix	QA/QC Type	Analyte	Result*	DL	LOD	LOQ	Units
SW8270									
	OT-29-GW-2902-JUNE2015	WATER	N	4-Chloroaniline	6.9 U	2.3	6.9	12	UG/L
	OT-29-GW-2902-JUNE2015	WATER	N	4-Chlorophenyl phenyl ether	3.5 U	1.3	3.5	12	UG/L
	OT-29-GW-2902-JUNE2015	WATER	N	4-Nitroaniline	3.5 U	1.7	3.5	58	UG/L
	OT-29-GW-2902-JUNE2015	WATER	N	4-Nitrophenol	23 U	7.1	23	69	UG/L
	OT-29-GW-2902-JUNE2015	WATER	N	Acetophenone	12 U	0.9	12	12	UG/L
	OT-29-GW-2902-JUNE2015	WATER	N	Atrazine TIC	58 U	58	58	58	UG/L
	OT-29-GW-2902-JUNE2015	WATER	N	Azobenzene	3.5 U	1.2	3.5	12	UG/L
	OT-29-GW-2902-JUNE2015	WATER	N	Benzaldehyde	23 U	9.7	23	23	UG/L
	OT-29-GW-2902-JUNE2015	WATER	N	Biphenyl	12 U	5.8	12	17	UG/L
	OT-29-GW-2902-JUNE2015	WATER	N	bis (2-chloroisopropyl) ether	3.5 U	1.5	3.5	12	UG/L
	OT-29-GW-2902-JUNE2015	WATER	N	Bis(2-chloroethoxy)methane	3.5 U	1.2	3.5	12	UG/L
	OT-29-GW-2902-JUNE2015	WATER	N	Bis(2-chloroethyl)ether	3.5 U	1.7	3.5	12	UG/L
	OT-29-GW-2902-JUNE2015	WATER	N	Bis(2-ethylhexyl) phthalate	3.5 U	1.2	3.5	12	UG/L
	OT-29-GW-2902-JUNE2015	WATER	N	Butyl benzyl phthalate	3.5 U	1.6	3.5	12	UG/L
	OT-29-GW-2902-JUNE2015	WATER	N	Caprolactam TIC	58 U	58	58	58	UG/L
	OT-29-GW-2902-JUNE2015	WATER	N	Carbazole	3.5 U	1.4	3.5	12	UG/L
	OT-29-GW-2902-JUNE2015	WATER	N	Dibenzofuran	3.5 U	1.3	3.5	12	UG/L
	OT-29-GW-2902-JUNE2015	WATER	N	Diethyl phthalate	3.5 U	1.1	3.5	12	UG/L
	OT-29-GW-2902-JUNE2015	WATER	N	Dimethyl phthalate	3.5 U	1	3.5	12	UG/L
	OT-29-GW-2902-JUNE2015	WATER	N	Di-n-butyl phthalate	3.5 U	1.3	3.5	12	UG/L
	OT-29-GW-2902-JUNE2015	WATER	N	Di-n-octyl phthalate	3.5 U	1.7	3.5	12	UG/L
	OT-29-GW-2902-JUNE2015	WATER	N	Hexachlorobenzene	3.5 U	1.6	3.5	12	UG/L
	OT-29-GW-2902-JUNE2015	WATER	N	Hexachlorobutadiene	3.5 U	1.5	3.5	12	UG/L

Table 3. Summary of Analytical Parameters for Groundwater Samples for the Open Detonation Unit, Kirtland Air Force Base, June 2015

Method	Sample ID	Matrix	QA/QC Type	Analyte	Result*	DL	LOD	LOQ	Units
SW8270									
	OT-29-GW-2902-JUNE2015	WATER	N	Hexachlorocyclopentadiene	12 U	5.8	12	58	UG/L
	OT-29-GW-2902-JUNE2015	WATER	N	Hexachloroethane	3.5 U	1.6	3.5	12	UG/L
	OT-29-GW-2902-JUNE2015	WATER	N	Isophorone	3.5 U	1.2	3.5	12	UG/L
	OT-29-GW-2902-JUNE2015	WATER	N	Nitrobenzene	6.9 U	1.9	6.9	12	UG/L
	OT-29-GW-2902-JUNE2015	WATER	N	N-Nitrosodimethylamine	3.5 U	1.1	3.5	17	UG/L
	OT-29-GW-2902-JUNE2015	WATER	N	N-Nitrosodi-n-propylamine	3.5 U	1.6	3.5	12	UG/L
	OT-29-GW-2902-JUNE2015	WATER	N	N-Nitrosodiphenylamine	3.5 U	1.2	3.5	12	UG/L
	OT-29-GW-2902-JUNE2015	WATER	N	Pentachlorophenol	23 U	5.8	23	69	UG/L
	OT-29-GW-2902-JUNE2015	WATER	N	Phenol	3.5 U	1.3	3.5	12	UG/L
	OT-29-GW-2903-JUNE2015	WATER	N	1,2,4,5-Tetrachlorobenzene	3.1 U	1	3.1	10	UG/L
	OT-29-GW-2903-JUNE2015	WATER	N	2,4,5-Trichlorophenol	6.2 U	2.1	6.2	10	UG/L
	OT-29-GW-2903-JUNE2015	WATER	N	2,4,6-Trichlorophenol	6.2 U	2.1	6.2	10	UG/L
	OT-29-GW-2903-JUNE2015	WATER	N	2,4-Dichlorophenol	6.2 U	2.7	6.2	10	UG/L
	OT-29-GW-2903-JUNE2015	WATER	N	2,4-Dimethylphenol	6.2 U	2.3	6.2	10	UG/L
	OT-29-GW-2903-JUNE2015	WATER	N	2,4-Dinitrotoluene	6.2 U	2.1	6.2	10	UG/L
	OT-29-GW-2903-JUNE2015	WATER	N	2,6-Dichlorophenol	6.2 U	1.9	6.2	15	UG/L
	OT-29-GW-2903-JUNE2015	WATER	N	2,6-Dinitrotoluene	6.2 U	2.1	6.2	10	UG/L
	OT-29-GW-2903-JUNE2015	WATER	N	2-Chloronaphthalene	3.1 U	1.3	3.1	10	UG/L
	OT-29-GW-2903-JUNE2015	WATER	N	2-Chlorophenol	6.2 U	1.7	6.2	10	UG/L
	OT-29-GW-2903-JUNE2015	WATER	N	2-Methylphenol	3.1 U	0.96	3.1	10	UG/L
	OT-29-GW-2903-JUNE2015	WATER	N	2-Nitroaniline	6.2 U	2.1	6.2	52	UG/L
	OT-29-GW-2903-JUNE2015	WATER	N	2-Nitrophenol	6.2 U	2	6.2	10	UG/L
	OT-29-GW-2903-JUNE2015	WATER	N	3,3'-Dichlorobenzidine	3.1 U	0.99	3.1	52	UG/L

Table 3. Summary of Analytical Parameters for Groundwater Samples for the Open Detonation Unit, Kirtland Air Force Base, June 2015

Method	Sample ID	Matrix	QA/QC Type	Analyte	Result*	DL	LOD	LOQ	Units
SW8270									
	OT-29-GW-2903-JUNE2015	WATER	N	3-Methylphenol & 4-Methylphenol	3.1 U	1.2	3.1	10	UG/L
	OT-29-GW-2903-JUNE2015	WATER	N	3-Nitroaniline	3.1 U	1.4	3.1	52	UG/L
	OT-29-GW-2903-JUNE2015	WATER	N	4,6-Dinitro-2-methylphenol	6.2 U	2.3	6.2	62	UG/L
	OT-29-GW-2903-JUNE2015	WATER	N	4-Bromophenyl phenyl ether	3.1 U	1.1	3.1	10	UG/L
	OT-29-GW-2903-JUNE2015	WATER	N	4-Chloro-3-methylphenol	6.2 U	2.1	6.2	10	UG/L
	OT-29-GW-2903-JUNE2015	WATER	N	4-Chloroaniline	6.2 U	2.1	6.2	10	UG/L
	OT-29-GW-2903-JUNE2015	WATER	N	4-Chlorophenyl phenyl ether	3.1 U	1.1	3.1	10	UG/L
	OT-29-GW-2903-JUNE2015	WATER	N	4-Nitroaniline	3.1 U	1.5	3.1	52	UG/L
	OT-29-GW-2903-JUNE2015	WATER	N	4-Nitrophenol	21 U	6.3	21	62	UG/L
	OT-29-GW-2903-JUNE2015	WATER	N	Acetophenone	10 U	0.8	10	10	UG/L
	OT-29-GW-2903-JUNE2015	WATER	N	Atrazine TIC	52 U	52	52	52	UG/L
	OT-29-GW-2903-JUNE2015	WATER	N	Azobenzene	3.1 U	1	3.1	10	UG/L
	OT-29-GW-2903-JUNE2015	WATER	N	Benzaldehyde	21 U	8.6	21	21	UG/L
	OT-29-GW-2903-JUNE2015	WATER	N	Biphenyl	10 U	5.2	10	15	UG/L
	OT-29-GW-2903-JUNE2015	WATER	N	bis (2-chloroisopropyl) ether	3.1 U	1.3	3.1	10	UG/L
	OT-29-GW-2903-JUNE2015	WATER	N	Bis(2-chloroethoxy)methane	3.1 U	1	3.1	10	UG/L
	OT-29-GW-2903-JUNE2015	WATER	N	Bis(2-chloroethyl)ether	3.1 U	1.5	3.1	10	UG/L
	OT-29-GW-2903-JUNE2015	WATER	N	Bis(2-ethylhexyl) phthalate	3.1 U	1	3.1	10	UG/L
	OT-29-GW-2903-JUNE2015	WATER	N	Butyl benzyl phthalate	3.1 U	1.4	3.1	10	UG/L
	OT-29-GW-2903-JUNE2015	WATER	N	Caprolactam TIC	52 U	52	52	52	UG/L
	OT-29-GW-2903-JUNE2015	WATER	N	Carbazole	3.1 U	1.2	3.1	10	UG/L
	OT-29-GW-2903-JUNE2015	WATER	N	Dibenzofuran	3.1 U	1.1	3.1	10	UG/L
	OT-29-GW-2903-JUNE2015	WATER	N	Diethyl phthalate	3.1 U	0.96	3.1	10	UG/L

Table 3. Summary of Analytical Parameters for Groundwater Samples for the Open Detonation Unit, Kirtland Air Force Base, June 2015

Method	Sample ID	Matrix	QA/QC Type	Analyte	Result*	DL	LOD	LOQ	Units
SW8270									
	OT-29-GW-2903-JUNE2015	WATER	N	Dimethyl phthalate	3.1 U	0.91	3.1	10	UG/L
	OT-29-GW-2903-JUNE2015	WATER	N	Di-n-butyl phthalate	3.1 U	1.1	3.1	10	UG/L
	OT-29-GW-2903-JUNE2015	WATER	N	Di-n-octyl phthalate	3.1 U	1.5	3.1	10	UG/L
	OT-29-GW-2903-JUNE2015	WATER	N	Hexachlorobenzene	3.1 U	1.4	3.1	10	UG/L
	OT-29-GW-2903-JUNE2015	WATER	N	Hexachlorobutadiene	3.1 U	1.3	3.1	10	UG/L
	OT-29-GW-2903-JUNE2015	WATER	N	Hexachlorocyclopentadiene	10 U	5.2	10	52	UG/L
	OT-29-GW-2903-JUNE2015	WATER	N	Hexachloroethane	3.1 U	1.4	3.1	10	UG/L
	OT-29-GW-2903-JUNE2015	WATER	N	Isophorone	3.1 U	1	3.1	10	UG/L
	OT-29-GW-2903-JUNE2015	WATER	N	Nitrobenzene	6.2 U	1.7	6.2	10	UG/L
	OT-29-GW-2903-JUNE2015	WATER	N	N-Nitrosodimethylamine	3.1 U	0.99	3.1	15	UG/L
	OT-29-GW-2903-JUNE2015	WATER	N	N-Nitrosodi-n-propylamine	3.1 U	1.4	3.1	10	UG/L
	OT-29-GW-2903-JUNE2015	WATER	N	N-Nitrosodiphenylamine	3.1 U	1	3.1	10	UG/L
	OT-29-GW-2903-JUNE2015	WATER	N	Pentachlorophenol	21 U	5.2	21	62	UG/L
	OT-29-GW-2903-JUNE2015	WATER	N	Phenol	3.1 U	1.1	3.1	10	UG/L
	OT-29-GW-2904-JUNE2015	WATER	N	1,2,4,5-Tetrachlorobenzene	3.3 U	1.1	3.3	11	UG/L
	OT-29-GW-2904-JUNE2015	WATER	N	2,4,5-Trichlorophenol	6.7 U	2.2	6.7	11	UG/L
	OT-29-GW-2904-JUNE2015	WATER	N	2,4,6-Trichlorophenol	6.7 U	2.2	6.7	11	UG/L
	OT-29-GW-2904-JUNE2015	WATER	N	2,4-Dichlorophenol	6.7 U	2.9	6.7	11	UG/L
	OT-29-GW-2904-JUNE2015	WATER	N	2,4-Dimethylphenol	6.7 U	2.4	6.7	11	UG/L
	OT-29-GW-2904-JUNE2015	WATER	N	2,4-Dinitrotoluene	6.7 U	2.2	6.7	11	UG/L
	OT-29-GW-2904-JUNE2015	WATER	N	2,6-Dichlorophenol	6.7 U	2.1	6.7	17	UG/L
	OT-29-GW-2904-JUNE2015	WATER	N	2,6-Dinitrotoluene	6.7 U	2.2	6.7	11	UG/L
	OT-29-GW-2904-JUNE2015	WATER	N	2-Chloronaphthalene	3.3 U	1.4	3.3	11	UG/L

Table 3. Summary of Analytical Parameters for Groundwater Samples for the Open Detonation Unit, Kirtland Air Force Base, June 2015

Method	Sample ID	Matrix	QA/QC Type	Analyte	Result*	DL	LOD	LOQ	Units
SW8270									
	OT-29-GW-2904-JUNE2015	WATER	N	2-Chlorophenol	6.7 U	1.8	6.7	11	UG/L
	OT-29-GW-2904-JUNE2015	WATER	N	2-Methylphenol	3.3 U	1	3.3	11	UG/L
	OT-29-GW-2904-JUNE2015	WATER	N	2-Nitroaniline	6.7 U	2.2	6.7	55	UG/L
	OT-29-GW-2904-JUNE2015	WATER	N	2-Nitrophenol	6.7 U	2.1	6.7	11	UG/L
	OT-29-GW-2904-JUNE2015	WATER	N	3,3'-Dichlorobenzidine	3.3 U	1.1	3.3	55	UG/L
	OT-29-GW-2904-JUNE2015	WATER	N	3-Methylphenol & 4-Methylphenol	3.3 U	1.3	3.3	11	UG/L
	OT-29-GW-2904-JUNE2015	WATER	N	3-Nitroaniline	3.3 U	1.6	3.3	55	UG/L
	OT-29-GW-2904-JUNE2015	WATER	N	4,6-Dinitro-2-methylphenol	6.7 U	2.4	6.7	67	UG/L
	OT-29-GW-2904-JUNE2015	WATER	N	4-Bromophenyl phenyl ether	3.3 U	1.2	3.3	11	UG/L
	OT-29-GW-2904-JUNE2015	WATER	N	4-Chloro-3-methylphenol	6.7 U	2.2	6.7	11	UG/L
	OT-29-GW-2904-JUNE2015	WATER	N	4-Chloroaniline	6.7 U	2.2	6.7	11	UG/L
	OT-29-GW-2904-JUNE2015	WATER	N	4-Chlorophenyl phenyl ether	3.3 U	1.2	3.3	11	UG/L
	OT-29-GW-2904-JUNE2015	WATER	N	4-Nitroaniline	3.3 U	1.7	3.3	55	UG/L
	OT-29-GW-2904-JUNE2015	WATER	N	4-Nitrophenol	22 U	6.8	22	67	UG/L
	OT-29-GW-2904-JUNE2015	WATER	N	Acetophenone	11 U	0.87	11	11	UG/L
	OT-29-GW-2904-JUNE2015	WATER	N	Atrazine TIC	55 U	55	55	55	UG/L
	OT-29-GW-2904-JUNE2015	WATER	N	Azobenzene	3.3 U	1.1	3.3	11	UG/L
	OT-29-GW-2904-JUNE2015	WATER	N	Benzaldehyde	22 U	9.3	22	22	UG/L
	OT-29-GW-2904-JUNE2015	WATER	N	Biphenyl	11 U	5.5	11	17	UG/L
	OT-29-GW-2904-JUNE2015	WATER	N	bis (2-chloroisopropyl) ether	3.3 U	1.4	3.3	11	UG/L
	OT-29-GW-2904-JUNE2015	WATER	N	Bis(2-chloroethoxy)methane	3.3 U	1.1	3.3	11	UG/L
	OT-29-GW-2904-JUNE2015	WATER	N	Bis(2-chloroethyl)ether	3.3 U	1.7	3.3	11	UG/L
	OT-29-GW-2904-JUNE2015	WATER	N	Bis(2-ethylhexyl) phthalate	3.3 U	1.1	3.3	11	UG/L

Table 3. Summary of Analytical Parameters for Groundwater Samples for the Open Detonation Unit, Kirtland Air Force Base, June 2015

Method	Sample ID	Matrix	QA/QC Type	Analyte	Result*	DL	LOD	LOQ	Units
SW8270									
	OT-29-GW-2904-JUNE2015	WATER	N	Butyl benzyl phthalate	3.3 U	1.6	3.3	11	UG/L
	OT-29-GW-2904-JUNE2015	WATER	N	Caprolactam TIC	55 U	55	55	55	UG/L
	OT-29-GW-2904-JUNE2015	WATER	N	Carbazole	3.3 U	1.3	3.3	11	UG/L
	OT-29-GW-2904-JUNE2015	WATER	N	Dibenzofuran	3.3 U	1.2	3.3	11	UG/L
	OT-29-GW-2904-JUNE2015	WATER	N	Diethyl phthalate	3.3 U	1	3.3	11	UG/L
	OT-29-GW-2904-JUNE2015	WATER	N	Dimethyl phthalate	3.3 U	0.98	3.3	11	UG/L
	OT-29-GW-2904-JUNE2015	WATER	N	Di-n-butyl phthalate	3.3 U	1.2	3.3	11	UG/L
	OT-29-GW-2904-JUNE2015	WATER	N	Di-n-octyl phthalate	3.3 U	1.7	3.3	11	UG/L
	OT-29-GW-2904-JUNE2015	WATER	N	Hexachlorobenzene	3.3 U	1.6	3.3	11	UG/L
	OT-29-GW-2904-JUNE2015	WATER	N	Hexachlorobutadiene	3.3 U	1.4	3.3	11	UG/L
	OT-29-GW-2904-JUNE2015	WATER	N	Hexachlorocyclopentadiene	11 U	5.5	11	55	UG/L
	OT-29-GW-2904-JUNE2015	WATER	N	Hexachloroethane	3.3 U	1.6	3.3	11	UG/L
	OT-29-GW-2904-JUNE2015	WATER	N	Isophorone	3.3 U	1.1	3.3	11	UG/L
	OT-29-GW-2904-JUNE2015	WATER	N	Nitrobenzene	6.7 U	1.8	6.7	11	UG/L
	OT-29-GW-2904-JUNE2015	WATER	N	N-Nitrosodimethylamine	3.3 U	1.1	3.3	17	UG/L
	OT-29-GW-2904-JUNE2015	WATER	N	N-Nitrosodi-n-propylamine	3.3 U	1.6	3.3	11	UG/L
	OT-29-GW-2904-JUNE2015	WATER	N	N-Nitrosodiphenylamine	3.3 U	1.1	3.3	11	UG/L
	OT-29-GW-2904-JUNE2015	WATER	N	Pentachlorophenol	22 U	5.5	22	67	UG/L
	OT-29-GW-2904-JUNE2015	WATER	N	Phenol	3.3 U	1.2	3.3	11	UG/L
SW8270SIM									
	OT-29-FD-2902-JUNE2015	WATER	FD	1,4-Dioxane	0.49 U	0.2	0.49	0.99	UG/L
	OT-29-FD-2902-JUNE2015	WATER	FD	1-Methylnaphthalene	15 U	6.4	15	49	NG/L
	OT-29-FD-2902-JUNE2015	WATER	FD	2-Methylnaphthalene	15 U	5.4	15	49	NG/L
	OT-29-FD-2902-JUNE2015	WATER	FD	Acenaphthene	15 U	4.9	15	49	NG/L

Table 3. Summary of Analytical Parameters for Groundwater Samples for the Open Detonation Unit, Kirtland Air Force Base, June 2015

Method	Sample ID	Matrix	QA/QC Type	Analyte	Result*	DL	LOD	LOQ	Units
SW8270SIM									
	OT-29-FD-2902-JUNE2015	WATER	FD	Acenaphthylene	15 U	4.9	15	49	NG/L
	OT-29-FD-2902-JUNE2015	WATER	FD	Anthracene	15 U	4.4	15	49	NG/L
	OT-29-FD-2902-JUNE2015	WATER	FD	Benzo[a]anthracene	15 U	4.5	15	49	NG/L
	OT-29-FD-2902-JUNE2015	WATER	FD	Benzo[a]pyrene	15 U	4.4	15	49	NG/L
	OT-29-FD-2902-JUNE2015	WATER	FD	Benzo[b]fluoranthene	30 U	12	30	49	NG/L
	OT-29-FD-2902-JUNE2015	WATER	FD	Benzo[g,h,i]perylene	15 U	5.4	15	49	NG/L
	OT-29-FD-2902-JUNE2015	WATER	FD	Benzo[k]fluoranthene	30 U	7.7	30	49	NG/L
	OT-29-FD-2902-JUNE2015	WATER	FD	Chrysene	15 U	4	15	49	NG/L
	OT-29-FD-2902-JUNE2015	WATER	FD	Dibenz(a,h)anthracene	30 U	14	30	49	NG/L
	OT-29-FD-2902-JUNE2015	WATER	FD	Fluoranthene	15 U	4.3	15	49	NG/L
	OT-29-FD-2902-JUNE2015	WATER	FD	Fluorene	15 U	4	15	49	NG/L
	OT-29-FD-2902-JUNE2015	WATER	FD	Indeno[1,2,3-cd]pyrene	30 U	14	30	49	NG/L
	OT-29-FD-2902-JUNE2015	WATER	FD	Naphthalene	15 U	4.9	15	49	NG/L
	OT-29-FD-2902-JUNE2015	WATER	FD	Phenanthrene	15 U	6.3	15	49	NG/L
	OT-29-FD-2902-JUNE2015	WATER	FD	Pyrene	15 U	4.2	15	49	NG/L
	OT-29-GW-2901-JUNE2015	WATER	N	1,4-Dioxane	0.52 U	0.21	0.52	1	UG/L
	OT-29-GW-2901-JUNE2015	WATER	N	1-Methylnaphthalene	15 U	6.6	15	50	NG/L
	OT-29-GW-2901-JUNE2015	WATER	N	2-Methylnaphthalene	6.8 J	5.5	15	50	NG/L
	OT-29-GW-2901-JUNE2015	WATER	N	Acenaphthene	15 U	5	15	50	NG/L
	OT-29-GW-2901-JUNE2015	WATER	N	Acenaphthylene	15 U	5	15	50	NG/L
	OT-29-GW-2901-JUNE2015	WATER	N	Anthracene	15 U	4.5	15	50	NG/L
	OT-29-GW-2901-JUNE2015	WATER	N	Benzo[a]anthracene	15 U	4.6	15	50	NG/L
	OT-29-GW-2901-JUNE2015	WATER	N	Benzo[a]pyrene	15 U	4.4	15	50	NG/L

Table 3. Summary of Analytical Parameters for Groundwater Samples for the Open Detonation Unit, Kirtland Air Force Base, June 2015

Method	Sample ID	Matrix	QA/QC Type	Analyte	Result*	DL	LOD	LOQ	Units
SW8270SIM									
	OT-29-GW-2901-JUNE2015	WATER	N	Benzo[b]fluoranthene	30 U	12	30	50	NG/L
	OT-29-GW-2901-JUNE2015	WATER	N	Benzo[g,h,i]perylene	15 U	5.5	15	50	NG/L
	OT-29-GW-2901-JUNE2015	WATER	N	Benzo[k]fluoranthene	30 U	7.9	30	50	NG/L
	OT-29-GW-2901-JUNE2015	WATER	N	Chrysene	15 U	4	15	50	NG/L
	OT-29-GW-2901-JUNE2015	WATER	N	Dibenz(a,h)anthracene	30 U	15	30	50	NG/L
	OT-29-GW-2901-JUNE2015	WATER	N	Fluoranthene	15 U	4.3	15	50	NG/L
	OT-29-GW-2901-JUNE2015	WATER	N	Fluorene	15 U	4.1	15	50	NG/L
	OT-29-GW-2901-JUNE2015	WATER	N	Indeno[1,2,3-cd]pyrene	30 U	14	30	50	NG/L
	OT-29-GW-2901-JUNE2015	WATER	N	Naphthalene	8.1 J	5	15	50	NG/L
	OT-29-GW-2901-JUNE2015	WATER	N	Phenanthrene	15 U	6.4	15	50	NG/L
	OT-29-GW-2901-JUNE2015	WATER	N	Pyrene	15 U	4.2	15	50	NG/L
	OT-29-GW-2902-JUNE2015	WATER	N	1,4-Dioxane	0.5 U	0.2	0.5	1	UG/L
	OT-29-GW-2902-JUNE2015	WATER	N	1-Methylnaphthalene	16 U	6.9	16	53	NG/L
	OT-29-GW-2902-JUNE2015	WATER	N	2-Methylnaphthalene	16 U	5.8	16	53	NG/L
	OT-29-GW-2902-JUNE2015	WATER	N	Acenaphthene	16 U	5.3	16	53	NG/L
	OT-29-GW-2902-JUNE2015	WATER	N	Acenaphthylene	16 U	5.3	16	53	NG/L
	OT-29-GW-2902-JUNE2015	WATER	N	Anthracene	16 U	4.7	16	53	NG/L
	OT-29-GW-2902-JUNE2015	WATER	N	Benzo[a]anthracene	16 U	4.9	16	53	NG/L
	OT-29-GW-2902-JUNE2015	WATER	N	Benzo[a]pyrene	16 U	4.7	16	53	NG/L
	OT-29-GW-2902-JUNE2015	WATER	N	Benzo[b]fluoranthene	32 U	13	32	53	NG/L
	OT-29-GW-2902-JUNE2015	WATER	N	Benzo[g,h,i]perylene	16 U	5.8	16	53	NG/L
	OT-29-GW-2902-JUNE2015	WATER	N	Benzo[k]fluoranthene	32 U	8.3	32	53	NG/L
	OT-29-GW-2902-JUNE2015	WATER	N	Chrysene	16 U	4.3	16	53	NG/L

Table 3. Summary of Analytical Parameters for Groundwater Samples for the Open Detonation Unit, Kirtland Air Force Base, June 2015

Method	Sample ID	Matrix	QA/QC Type	Analyte	Result*	DL	LOD	LOQ	Units
SW8270SIM									
	OT-29-GW-2902-JUNE2015	WATER	N	Dibenz(a,h)anthracene	32 U	15	32	53	NG/L
	OT-29-GW-2902-JUNE2015	WATER	N	Fluoranthene	16 U	4.6	16	53	NG/L
	OT-29-GW-2902-JUNE2015	WATER	N	Fluorene	16 U	4.3	16	53	NG/L
	OT-29-GW-2902-JUNE2015	WATER	N	Indeno[1,2,3-cd]pyrene	32 U	15	32	53	NG/L
	OT-29-GW-2902-JUNE2015	WATER	N	Naphthalene	16 U	5.3	16	53	NG/L
	OT-29-GW-2902-JUNE2015	WATER	N	Phenanthrene	16 U	6.7	16	53	NG/L
	OT-29-GW-2902-JUNE2015	WATER	N	Pyrene	16 U	4.5	16	53	NG/L
	OT-29-GW-2903-JUNE2015	WATER	N	1,4-Dioxane	0.52 U	0.21	0.52	1	UG/L
	OT-29-GW-2903-JUNE2015	WATER	N	1-Methylnaphthalene	16 U	7	16	54	NG/L
	OT-29-GW-2903-JUNE2015	WATER	N	2-Methylnaphthalene	16 U	5.9	16	54	NG/L
	OT-29-GW-2903-JUNE2015	WATER	N	Acenaphthene	16 U	5.4	16	54	NG/L
	OT-29-GW-2903-JUNE2015	WATER	N	Acenaphthylene	16 U	5.4	16	54	NG/L
	OT-29-GW-2903-JUNE2015	WATER	N	Anthracene	16 U	4.8	16	54	NG/L
	OT-29-GW-2903-JUNE2015	WATER	N	Benzo[a]anthracene	16 U	4.9	16	54	NG/L
	OT-29-GW-2903-JUNE2015	WATER	N	Benzo[a]pyrene	16 U	4.7	16	54	NG/L
	OT-29-GW-2903-JUNE2015	WATER	N	Benzo[b]fluoranthene	32 U	13	32	54	NG/L
	OT-29-GW-2903-JUNE2015	WATER	N	Benzo[g,h,i]perylene	16 U	5.9	16	54	NG/L
	OT-29-GW-2903-JUNE2015	WATER	N	Benzo[k]fluoranthene	32 U	8.4	32	54	NG/L
	OT-29-GW-2903-JUNE2015	WATER	N	Chrysene	16 U	4.3	16	54	NG/L
	OT-29-GW-2903-JUNE2015	WATER	N	Dibenz(a,h)anthracene	32 U	16	32	54	NG/L
	OT-29-GW-2903-JUNE2015	WATER	N	Fluoranthene	16 U	4.6	16	54	NG/L
	OT-29-GW-2903-JUNE2015	WATER	N	Fluorene	16 U	4.3	16	54	NG/L
	OT-29-GW-2903-JUNE2015	WATER	N	Indeno[1,2,3-cd]pyrene	32 U	15	32	54	NG/L

Table 3. Summary of Analytical Parameters for Groundwater Samples for the Open Detonation Unit, Kirtland Air Force Base, June 2015

Method	Sample ID	Matrix	QA/QC Type	Analyte	Result*	DL	LOD	LOQ	Units
SW8270SIM									
	OT-29-GW-2903-JUNE2015	WATER	N	Naphthalene	16 U	5.4	16	54	NG/L
	OT-29-GW-2903-JUNE2015	WATER	N	Phenanthrene	16 U	6.8	16	54	NG/L
	OT-29-GW-2903-JUNE2015	WATER	N	Pyrene	16 U	4.5	16	54	NG/L
	OT-29-GW-2904-JUNE2015	WATER	N	1,4-Dioxane	0.53 U	0.21	0.53	1.1	UG/L
	OT-29-GW-2904-JUNE2015	WATER	N	1-Methylnaphthalene	17 U	7.4	17	57	NG/L
	OT-29-GW-2904-JUNE2015	WATER	N	2-Methylnaphthalene	17 U	6.3	17	57	NG/L
	OT-29-GW-2904-JUNE2015	WATER	N	Acenaphthene	17 U	5.7	17	57	NG/L
	OT-29-GW-2904-JUNE2015	WATER	N	Acenaphthylene	17 U	5.7	17	57	NG/L
	OT-29-GW-2904-JUNE2015	WATER	N	Anthracene	17 U	5.1	17	57	NG/L
	OT-29-GW-2904-JUNE2015	WATER	N	Benzo[a]anthracene	17 U	5.3	17	57	NG/L
	OT-29-GW-2904-JUNE2015	WATER	N	Benzo[a]pyrene	17 U	5	17	57	NG/L
	OT-29-GW-2904-JUNE2015	WATER	N	Benzo[b]fluoranthene	34 U	14	34	57	NG/L
	OT-29-GW-2904-JUNE2015	WATER	N	Benzo[g,h,i]perylene	17 U	6.3	17	57	NG/L
	OT-29-GW-2904-JUNE2015	WATER	N	Benzo[k]fluoranthene	34 U	8.9	34	57	NG/L
	OT-29-GW-2904-JUNE2015	WATER	N	Chrysene	17 U	4.6	17	57	NG/L
	OT-29-GW-2904-JUNE2015	WATER	N	Dibenz(a,h)anthracene	34 U	17	34	57	NG/L
	OT-29-GW-2904-JUNE2015	WATER	N	Fluoranthene	17 U	4.9	17	57	NG/L
	OT-29-GW-2904-JUNE2015	WATER	N	Fluorene	17 U	4.6	17	57	NG/L
	OT-29-GW-2904-JUNE2015	WATER	N	Indeno[1,2,3-cd]pyrene	34 U	16	34	57	NG/L
	OT-29-GW-2904-JUNE2015	WATER	N	Naphthalene	17 U	5.7	17	57	NG/L
	OT-29-GW-2904-JUNE2015	WATER	N	Phenanthrene	17 U	7.2	17	57	NG/L
	OT-29-GW-2904-JUNE2015	WATER	N	Pyrene	17 U	4.8	17	57	NG/L
SW8290									
	OT-29-FD-2902-JUNE2015	WATER	FD	1,2,3,4,6,7,8-HpCDD	2 J	0.62		50	PG/L

Table 3. Summary of Analytical Parameters for Groundwater Samples for the Open Detonation Unit, Kirtland Air Force Base, June 2015

Method	Sample ID	Matrix	QA/QC Type	Analyte	Result*	DL	LOD	LOQ	Units
SW8290									
	OT-29-FD-2902-JUNE2015	WATER	FD	1,2,3,4,6,7,8-HpCDF	6.6 U	0.48		50	PG/L
	OT-29-FD-2902-JUNE2015	WATER	FD	1,2,3,4,7,8,9-HpCDF	13 U	0.6		50	PG/L
	OT-29-FD-2902-JUNE2015	WATER	FD	1,2,3,4,7,8-HxCDD	13 U	0.65		50	PG/L
	OT-29-FD-2902-JUNE2015	WATER	FD	1,2,3,4,7,8-HxCDF	6.6 U	0.41		50	PG/L
	OT-29-FD-2902-JUNE2015	WATER	FD	1,2,3,6,7,8-HxCDD	13 U	0.51		50	PG/L
	OT-29-FD-2902-JUNE2015	WATER	FD	1,2,3,6,7,8-HxCDF	13 U	0.32		50	PG/L
	OT-29-FD-2902-JUNE2015	WATER	FD	1,2,3,7,8,9-HxCDD	13 U	0.49		50	PG/L
	OT-29-FD-2902-JUNE2015	WATER	FD	1,2,3,7,8,9-HxCDF	6.6 U	0.41		50	PG/L
	OT-29-FD-2902-JUNE2015	WATER	FD	1,2,3,7,8-PeCDD	6.6 U	0.95		50	PG/L
	OT-29-FD-2902-JUNE2015	WATER	FD	1,2,3,7,8-PeCDF	6.6 U	0.42		50	PG/L
	OT-29-FD-2902-JUNE2015	WATER	FD	2,3,4,6,7,8-HxCDF	6.6 U	0.37		50	PG/L
	OT-29-FD-2902-JUNE2015	WATER	FD	2,3,4,7,8-PeCDF	6.3 U	0.43		50	PG/L
	OT-29-FD-2902-JUNE2015	WATER	FD	2,3,7,8-TCDD	2.5 U	0.56		10	PG/L
	OT-29-FD-2902-JUNE2015	WATER	FD	2,3,7,8-TCDF	2.5 U	0.44		10	PG/L
	OT-29-FD-2902-JUNE2015	WATER	FD	OCDD	11 U	0.74		100	PG/L
	OT-29-FD-2902-JUNE2015	WATER	FD	OCDF	1.5 U	1		100	PG/L
	OT-29-FD-2902-JUNE2015	WATER	FD	Total HpCDD	3.3 U	0.62		50	PG/L
	OT-29-FD-2902-JUNE2015	WATER	FD	Total HpCDF	13 U	0.6		50	PG/L
	OT-29-FD-2902-JUNE2015	WATER	FD	Total HxCDD	13 U	0.65		50	PG/L
	OT-29-FD-2902-JUNE2015	WATER	FD	Total HxCDF	13 U	0.41		50	PG/L
	OT-29-FD-2902-JUNE2015	WATER	FD	Total PeCDD	6.6 U	0.95		50	PG/L
	OT-29-FD-2902-JUNE2015	WATER	FD	Total PeCDF	6.6 U	0.43		50	PG/L
	OT-29-FD-2902-JUNE2015	WATER	FD	Total TCDD	2.5 U	0.56		10	PG/L

Table 3. Summary of Analytical Parameters for Groundwater Samples for the Open Detonation Unit, Kirtland Air Force Base, June 2015

Method	Sample ID	Matrix	QA/QC Type	Analyte	Result*	DL	LOD	LOQ	Units
SW8290									
	OT-29-FD-2902-JUNE2015	WATER	FD	Total TCDF	2.5 U	0.44		10	PG/L
	OT-29-GW-2901-JUNE2015	WATER	N	1,2,3,4,6,7,8-HpCDD	0.77 U	0.23		53	PG/L
	OT-29-GW-2901-JUNE2015	WATER	N	1,2,3,4,6,7,8-HpCDF	6.9 U	0.17		53	PG/L
	OT-29-GW-2901-JUNE2015	WATER	N	1,2,3,4,7,8,9-HpCDF	13 U	0.2		53	PG/L
	OT-29-GW-2901-JUNE2015	WATER	N	1,2,3,4,7,8-HxCDD	13 U	0.18		53	PG/L
	OT-29-GW-2901-JUNE2015	WATER	N	1,2,3,4,7,8-HxCDF	6.9 U	0.15		53	PG/L
	OT-29-GW-2901-JUNE2015	WATER	N	1,2,3,6,7,8-HxCDD	13 U	0.16		53	PG/L
	OT-29-GW-2901-JUNE2015	WATER	N	1,2,3,6,7,8-HxCDF	13 U	0.13		53	PG/L
	OT-29-GW-2901-JUNE2015	WATER	N	1,2,3,7,8,9-HxCDD	13 U	0.14		53	PG/L
	OT-29-GW-2901-JUNE2015	WATER	N	1,2,3,7,8,9-HxCDF	6.9 U	0.15		53	PG/L
	OT-29-GW-2901-JUNE2015	WATER	N	1,2,3,7,8-PeCDD	6.9 U	0.25		53	PG/L
	OT-29-GW-2901-JUNE2015	WATER	N	1,2,3,7,8-PeCDF	6.9 U	0.14		53	PG/L
	OT-29-GW-2901-JUNE2015	WATER	N	2,3,4,6,7,8-HxCDF	6.9 U	0.14		53	PG/L
	OT-29-GW-2901-JUNE2015	WATER	N	2,3,4,7,8-PeCDF	6.6 U	0.15		53	PG/L
	OT-29-GW-2901-JUNE2015	WATER	N	2,3,7,8-TCDD	2.7 U	0.22		11	PG/L
	OT-29-GW-2901-JUNE2015	WATER	N	2,3,7,8-TCDF	2.7 U	0.13		11	PG/L
	OT-29-GW-2901-JUNE2015	WATER	N	OCDD	4.1 U	0.25		110	PG/L
	OT-29-GW-2901-JUNE2015	WATER	N	OCDF	27 U	0.25		110	PG/L
	OT-29-GW-2901-JUNE2015	WATER	N	Total HpCDD	1.6 U	0.23		53	PG/L
	OT-29-GW-2901-JUNE2015	WATER	N	Total HpCDF	13 U	0.2		53	PG/L
	OT-29-GW-2901-JUNE2015	WATER	N	Total HxCDD	13 U	0.18		53	PG/L
	OT-29-GW-2901-JUNE2015	WATER	N	Total HxCDF	13 U	0.15		53	PG/L
	OT-29-GW-2901-JUNE2015	WATER	N	Total PeCDD	6.9 U	0.25		53	PG/L

Table 3. Summary of Analytical Parameters for Groundwater Samples for the Open Detonation Unit, Kirtland Air Force Base, June 2015

Method	Sample ID	Matrix	QA/QC Type	Analyte	Result*	DL	LOD	LOQ	Units
SW8290									
	OT-29-GW-2901-JUNE2015	WATER	N	Total PeCDF	6.9 U	0.15		53	PG/L
	OT-29-GW-2901-JUNE2015	WATER	N	Total TCDD	2.7 U	0.22		11	PG/L
	OT-29-GW-2901-JUNE2015	WATER	N	Total TCDF	2.7 U	0.13		11	PG/L
	OT-29-GW-2902-JUNE2015	WATER	N	1,2,3,4,6,7,8-HpCDD	1.4 J	0.72		52	PG/L
	OT-29-GW-2902-JUNE2015	WATER	N	1,2,3,4,6,7,8-HpCDF	6.8 U	0.46		52	PG/L
	OT-29-GW-2902-JUNE2015	WATER	N	1,2,3,4,7,8,9-HpCDF	13 U	0.57		52	PG/L
	OT-29-GW-2902-JUNE2015	WATER	N	1,2,3,4,7,8-HxCDD	13 U	0.61		52	PG/L
	OT-29-GW-2902-JUNE2015	WATER	N	1,2,3,4,7,8-HxCDF	6.8 U	0.35		52	PG/L
	OT-29-GW-2902-JUNE2015	WATER	N	1,2,3,6,7,8-HxCDD	13 U	0.48		52	PG/L
	OT-29-GW-2902-JUNE2015	WATER	N	1,2,3,6,7,8-HxCDF	13 U	0.27		52	PG/L
	OT-29-GW-2902-JUNE2015	WATER	N	1,2,3,7,8,9-HxCDD	13 U	0.46		52	PG/L
	OT-29-GW-2902-JUNE2015	WATER	N	1,2,3,7,8,9-HxCDF	6.8 U	0.35		52	PG/L
	OT-29-GW-2902-JUNE2015	WATER	N	1,2,3,7,8-PeCDD	6.8 U	0.77		52	PG/L
	OT-29-GW-2902-JUNE2015	WATER	N	1,2,3,7,8-PeCDF	6.8 U	0.43		52	PG/L
	OT-29-GW-2902-JUNE2015	WATER	N	2,3,4,6,7,8-HxCDF	6.8 U	0.32		52	PG/L
	OT-29-GW-2902-JUNE2015	WATER	N	2,3,4,7,8-PeCDF	6.5 U	0.44		52	PG/L
	OT-29-GW-2902-JUNE2015	WATER	N	2,3,7,8-TCDD	2.6 U	0.6		10	PG/L
	OT-29-GW-2902-JUNE2015	WATER	N	2,3,7,8-TCDF	2.6 U	0.4		10	PG/L
	OT-29-GW-2902-JUNE2015	WATER	N	OCDD	12 U	0.71		100	PG/L
	OT-29-GW-2902-JUNE2015	WATER	N	OCDF	26 U	1.1		100	PG/L
	OT-29-GW-2902-JUNE2015	WATER	N	Total HpCDD	2.7 U	0.72		52	PG/L
	OT-29-GW-2902-JUNE2015	WATER	N	Total HpCDF	13 U	0.57		52	PG/L
	OT-29-GW-2902-JUNE2015	WATER	N	Total HxCDD	13 U	0.61		52	PG/L

Table 3. Summary of Analytical Parameters for Groundwater Samples for the Open Detonation Unit, Kirtland Air Force Base, June 2015

Method	Sample ID	Matrix	QA/QC Type	Analyte	Result*	DL	LOD	LOQ	Units
SW8290									
	OT-29-GW-2902-JUNE2015	WATER	N	Total HxCDF	13 U	0.35		52	PG/L
	OT-29-GW-2902-JUNE2015	WATER	N	Total PeCDD	6.8 U	0.77		52	PG/L
	OT-29-GW-2902-JUNE2015	WATER	N	Total PeCDF	6.8 U	0.44		52	PG/L
	OT-29-GW-2902-JUNE2015	WATER	N	Total TCDD	2.6 U	0.6		10	PG/L
	OT-29-GW-2902-JUNE2015	WATER	N	Total TCDF	2.6 U	0.4		10	PG/L
	OT-29-GW-2903-JUNE2015	WATER	N	1,2,3,4,6,7,8-HpCDD	1.4 U	0.21		55	PG/L
	OT-29-GW-2903-JUNE2015	WATER	N	1,2,3,4,6,7,8-HpCDF	1 U	0.13		55	PG/L
	OT-29-GW-2903-JUNE2015	WATER	N	1,2,3,4,7,8,9-HpCDF	0.63 J	0.15		55	PG/L
	OT-29-GW-2903-JUNE2015	WATER	N	1,2,3,4,7,8-HxCDD	0.44 J	0.19		55	PG/L
	OT-29-GW-2903-JUNE2015	WATER	N	1,2,3,4,7,8-HxCDF	0.49 J	0.26		55	PG/L
	OT-29-GW-2903-JUNE2015	WATER	N	1,2,3,6,7,8-HxCDD	0.6 J	0.17		55	PG/L
	OT-29-GW-2903-JUNE2015	WATER	N	1,2,3,6,7,8-HxCDF	0.75 J	0.23		55	PG/L
	OT-29-GW-2903-JUNE2015	WATER	N	1,2,3,7,8,9-HxCDD	0.8 J	0.15		55	PG/L
	OT-29-GW-2903-JUNE2015	WATER	N	1,2,3,7,8,9-HxCDF	7.2 U	0.27		55	PG/L
	OT-29-GW-2903-JUNE2015	WATER	N	1,2,3,7,8-PeCDD	0.51 J	0.3		55	PG/L
	OT-29-GW-2903-JUNE2015	WATER	N	1,2,3,7,8-PeCDF	7.2 U	0.18		55	PG/L
	OT-29-GW-2903-JUNE2015	WATER	N	2,3,4,6,7,8-HxCDF	0.62 J	0.25		55	PG/L
	OT-29-GW-2903-JUNE2015	WATER	N	2,3,4,7,8-PeCDF	6.9 U	0.19		55	PG/L
	OT-29-GW-2903-JUNE2015	WATER	N	2,3,7,8-TCDD	2.8 U	0.29		11	PG/L
	OT-29-GW-2903-JUNE2015	WATER	N	2,3,7,8-TCDF	2.8 U	0.15		11	PG/L
	OT-29-GW-2903-JUNE2015	WATER	N	OCDD	7 U	0.33		110	PG/L
	OT-29-GW-2903-JUNE2015	WATER	N	OCDF	2.5 U	0.3		110	PG/L
	OT-29-GW-2903-JUNE2015	WATER	N	Total HpCDD	2.4 U	0.21		55	PG/L

Table 3. Summary of Analytical Parameters for Groundwater Samples for the Open Detonation Unit, Kirtland Air Force Base, June 2015

Method	Sample ID	Matrix	QA/QC Type	Analyte	Result*	DL	LOD	LOQ	Units
SW8290									
	OT-29-GW-2903-JUNE2015	WATER	N	Total HpCDF	1.7 U	0.14		55	PG/L
	OT-29-GW-2903-JUNE2015	WATER	N	Total HxCDD	1.8 J	0.17		55	PG/L
	OT-29-GW-2903-JUNE2015	WATER	N	Total HxCDF	1.9 J	0.26		55	PG/L
	OT-29-GW-2903-JUNE2015	WATER	N	Total PeCDD	0.51 J	0.3		55	PG/L
	OT-29-GW-2903-JUNE2015	WATER	N	Total PeCDF	7.2 U	0.19		55	PG/L
	OT-29-GW-2903-JUNE2015	WATER	N	Total TCDD	2.8 U	0.29		11	PG/L
	OT-29-GW-2903-JUNE2015	WATER	N	Total TCDF	2.8 U	0.15		11	PG/L
	OT-29-GW-2904-JUNE2015	WATER	N	1,2,3,4,6,7,8-HpCDD	1.3 U	0.2		50	PG/L
	OT-29-GW-2904-JUNE2015	WATER	N	1,2,3,4,6,7,8-HpCDF	1 U	0.14		50	PG/L
	OT-29-GW-2904-JUNE2015	WATER	N	1,2,3,4,7,8,9-HpCDF	0.56 J	0.15		50	PG/L
	OT-29-GW-2904-JUNE2015	WATER	N	1,2,3,4,7,8-HxCDD	13 U	0.23		50	PG/L
	OT-29-GW-2904-JUNE2015	WATER	N	1,2,3,4,7,8-HxCDF	6.5 U	0.28		50	PG/L
	OT-29-GW-2904-JUNE2015	WATER	N	1,2,3,6,7,8-HxCDD	13 U	0.21		50	PG/L
	OT-29-GW-2904-JUNE2015	WATER	N	1,2,3,6,7,8-HxCDF	0.51 J	0.25		50	PG/L
	OT-29-GW-2904-JUNE2015	WATER	N	1,2,3,7,8,9-HxCDD	0.34 J	0.19		50	PG/L
	OT-29-GW-2904-JUNE2015	WATER	N	1,2,3,7,8,9-HxCDF	6.5 U	0.29		50	PG/L
	OT-29-GW-2904-JUNE2015	WATER	N	1,2,3,7,8-PeCDD	6.5 U	0.31		50	PG/L
	OT-29-GW-2904-JUNE2015	WATER	N	1,2,3,7,8-PeCDF	6.5 U	0.19		50	PG/L
	OT-29-GW-2904-JUNE2015	WATER	N	2,3,4,6,7,8-HxCDF	0.54 J	0.27		50	PG/L
	OT-29-GW-2904-JUNE2015	WATER	N	2,3,4,7,8-PeCDF	6.2 U	0.2		50	PG/L
	OT-29-GW-2904-JUNE2015	WATER	N	2,3,7,8-TCDD	2.5 U	0.3		10	PG/L
	OT-29-GW-2904-JUNE2015	WATER	N	2,3,7,8-TCDF	2.5 U	0.17		10	PG/L
	OT-29-GW-2904-JUNE2015	WATER	N	OCDD	6.6 U	0.33		100	PG/L

Table 3. Summary of Analytical Parameters for Groundwater Samples for the Open Detonation Unit, Kirtland Air Force Base, June 2015

Method	Sample ID	Matrix	QA/QC Type	Analyte	Result*	DL	LOD	LOQ	Units
SW8290									
	OT-29-GW-2904-JUNE2015	WATER	N	OCDF	2.8 U	0.27		100	PG/L
	OT-29-GW-2904-JUNE2015	WATER	N	Total HpCDD	2.2 U	0.2		50	PG/L
	OT-29-GW-2904-JUNE2015	WATER	N	Total HpCDF	1.6 U	0.14		50	PG/L
	OT-29-GW-2904-JUNE2015	WATER	N	Total HxCDD	0.34 J	0.21		50	PG/L
	OT-29-GW-2904-JUNE2015	WATER	N	Total HxCDF	1 J	0.27		50	PG/L
	OT-29-GW-2904-JUNE2015	WATER	N	Total PeCDD	6.5 U	0.31		50	PG/L
	OT-29-GW-2904-JUNE2015	WATER	N	Total PeCDF	6.5 U	0.2		50	PG/L
	OT-29-GW-2904-JUNE2015	WATER	N	Total TCDD	2.5 U	0.3		10	PG/L
	OT-29-GW-2904-JUNE2015	WATER	N	Total TCDF	2.5 U	0.17		10	PG/L
SW8330B									
	OT-29-FD-2902-JUNE2015	WATER	FD	1,3,5-Trinitrobenzene	0.1 U	0.032	0.1	0.15	UG/L
	OT-29-FD-2902-JUNE2015	WATER	FD	1,3-Dinitrobenzene	0.1 U	0.051	0.1	0.15	UG/L
	OT-29-FD-2902-JUNE2015	WATER	FD	2,4,6-Trinitrotoluene	0.1 U	0.051	0.1	0.15	UG/L
	OT-29-FD-2902-JUNE2015	WATER	FD	2,4-Dinitrotoluene	0.1 U	0.051	0.1	0.13	UG/L
	OT-29-FD-2902-JUNE2015	WATER	FD	2,6-Dinitrotoluene	0.1 U	0.051	0.1	0.13	UG/L
	OT-29-FD-2902-JUNE2015	WATER	FD	2-Amino-4,6-dinitrotoluene	0.1 U	0.031	0.1	0.15	UG/L
	OT-29-FD-2902-JUNE2015	WATER	FD	2-Nitrotoluene	0.2 U	0.09	0.2	0.51	UG/L
	OT-29-FD-2902-JUNE2015	WATER	FD	3-Nitrotoluene	0.2 U	0.058	0.2	0.51	UG/L
	OT-29-FD-2902-JUNE2015	WATER	FD	4-Amino-2,6-dinitrotoluene	0.1 U	0.051	0.1	0.15	UG/L
	OT-29-FD-2902-JUNE2015	WATER	FD	4-Nitrotoluene	0.2 U	0.09	0.2	0.51	UG/L
	OT-29-FD-2902-JUNE2015	WATER	FD	HMX	0.1 U	0.037	0.1	0.15	UG/L
	OT-29-FD-2902-JUNE2015	WATER	FD	Nitrobenzene	0.1 U	0.051	0.1	0.15	UG/L
	OT-29-FD-2902-JUNE2015	WATER	FD	Nitroglycerin	0.77 U	0.34	0.77	1.5	UG/L
	OT-29-FD-2902-JUNE2015	WATER	FD	PETN	0.77 U	0.31	0.77	1.5	UG/L

Table 3. Summary of Analytical Parameters for Groundwater Samples for the Open Detonation Unit, Kirtland Air Force Base, June 2015

Method	Sample ID	Matrix	QA/QC Type	Analyte	Result*	DL	LOD	LOQ	Units
SW8330B									
	OT-29-FD-2902-JUNE2015	WATER	FD	RDX	0.1 U	0.037	0.1	0.15	UG/L
	OT-29-FD-2902-JUNE2015	WATER	FD	Tetryl	0.1 U	0.051	0.1	0.15	UG/L
	OT-29-GW-2901-JUNE2015	WATER	N	1,3,5-Trinitrobenzene	0.1 U	0.032	0.1	0.16	UG/L
	OT-29-GW-2901-JUNE2015	WATER	N	1,3-Dinitrobenzene	0.1 U	0.052	0.1	0.16	UG/L
	OT-29-GW-2901-JUNE2015	WATER	N	2,4,6-Trinitrotoluene	0.1 U	0.052	0.1	0.16	UG/L
	OT-29-GW-2901-JUNE2015	WATER	N	2,4-Dinitrotoluene	0.1 U	0.052	0.1	0.13	UG/L
	OT-29-GW-2901-JUNE2015	WATER	N	2,6-Dinitrotoluene	0.1 U	0.052	0.1	0.13	UG/L
	OT-29-GW-2901-JUNE2015	WATER	N	2-Amino-4,6-dinitrotoluene	0.1 U	0.031	0.1	0.16	UG/L
	OT-29-GW-2901-JUNE2015	WATER	N	2-Nitrotoluene	0.21 U	0.091	0.21	0.52	UG/L
	OT-29-GW-2901-JUNE2015	WATER	N	3-Nitrotoluene	0.21 U	0.059	0.21	0.52	UG/L
	OT-29-GW-2901-JUNE2015	WATER	N	4-Amino-2,6-dinitrotoluene	0.1 U	0.052	0.1	0.16	UG/L
	OT-29-GW-2901-JUNE2015	WATER	N	4-Nitrotoluene	0.21 U	0.091	0.21	0.52	UG/L
	OT-29-GW-2901-JUNE2015	WATER	N	HMX	0.1 U	0.037	0.1	0.16	UG/L
	OT-29-GW-2901-JUNE2015	WATER	N	Nitrobenzene	0.1 U	0.052	0.1	0.16	UG/L
	OT-29-GW-2901-JUNE2015	WATER	N	Nitroglycerin	0.78 U	0.34	0.78	1.6	UG/L
	OT-29-GW-2901-JUNE2015	WATER	N	PETN	0.78 U	0.31	0.78	1.6	UG/L
	OT-29-GW-2901-JUNE2015	WATER	N	RDX	0.1 U	0.037	0.1	0.16	UG/L
	OT-29-GW-2901-JUNE2015	WATER	N	Tetryl	0.1 U	0.052	0.1	0.16	UG/L
	OT-29-GW-2902-JUNE2015	WATER	N	1,3,5-Trinitrobenzene	0.1 U	0.031	0.1	0.15	UG/L
	OT-29-GW-2902-JUNE2015	WATER	N	1,3-Dinitrobenzene	0.1 U	0.051	0.1	0.15	UG/L
	OT-29-GW-2902-JUNE2015	WATER	N	2,4,6-Trinitrotoluene	0.1 U	0.051	0.1	0.15	UG/L
	OT-29-GW-2902-JUNE2015	WATER	N	2,4-Dinitrotoluene	0.1 U	0.051	0.1	0.13	UG/L
	OT-29-GW-2902-JUNE2015	WATER	N	2,6-Dinitrotoluene	0.1 U	0.051	0.1	0.13	UG/L

Table 3. Summary of Analytical Parameters for Groundwater Samples for the Open Detonation Unit, Kirtland Air Force Base, June 2015

Method	Sample ID	Matrix	QA/QC Type	Analyte	Result*	DL	LOD	LOQ	Units
SW8330B									
	OT-29-GW-2902-JUNE2015	WATER	N	2-Amino-4,6-dinitrotoluene	0.1 U	0.03	0.1	0.15	UG/L
	OT-29-GW-2902-JUNE2015	WATER	N	2-Nitrotoluene	0.2 U	0.089	0.2	0.51	UG/L
	OT-29-GW-2902-JUNE2015	WATER	N	3-Nitrotoluene	0.2 U	0.058	0.2	0.51	UG/L
	OT-29-GW-2902-JUNE2015	WATER	N	4-Amino-2,6-dinitrotoluene	0.1 U	0.051	0.1	0.15	UG/L
	OT-29-GW-2902-JUNE2015	WATER	N	4-Nitrotoluene	0.2 U	0.089	0.2	0.51	UG/L
	OT-29-GW-2902-JUNE2015	WATER	N	HMX	0.1 U	0.037	0.1	0.15	UG/L
	OT-29-GW-2902-JUNE2015	WATER	N	Nitrobenzene	0.1 U	0.051	0.1	0.15	UG/L
	OT-29-GW-2902-JUNE2015	WATER	N	Nitroglycerin	0.76 U	0.33	0.76	1.5	UG/L
	OT-29-GW-2902-JUNE2015	WATER	N	PETN	0.76 U	0.3	0.76	1.5	UG/L
	OT-29-GW-2902-JUNE2015	WATER	N	RDX	0.1 U	0.037	0.1	0.15	UG/L
	OT-29-GW-2902-JUNE2015	WATER	N	Tetryl	0.1 U	0.051	0.1	0.15	UG/L
	OT-29-GW-2903-JUNE2015	WATER	N	1,3,5-Trinitrobenzene	0.11 U	0.033	0.11	0.16	UG/L
	OT-29-GW-2903-JUNE2015	WATER	N	1,3-Dinitrobenzene	0.11 U	0.053	0.11	0.16	UG/L
	OT-29-GW-2903-JUNE2015	WATER	N	2,4,6-Trinitrotoluene	0.11 U	0.053	0.11	0.16	UG/L
	OT-29-GW-2903-JUNE2015	WATER	N	2,4-Dinitrotoluene	0.11 U	0.053	0.11	0.14	UG/L
	OT-29-GW-2903-JUNE2015	WATER	N	2,6-Dinitrotoluene	0.11 U	0.053	0.11	0.14	UG/L
	OT-29-GW-2903-JUNE2015	WATER	N	2-Amino-4,6-dinitrotoluene	0.11 U	0.032	0.11	0.16	UG/L
	OT-29-GW-2903-JUNE2015	WATER	N	2-Nitrotoluene	0.21 U	0.093	0.21	0.53	UG/L
	OT-29-GW-2903-JUNE2015	WATER	N	3-Nitrotoluene	0.21 U	0.06	0.21	0.53	UG/L
	OT-29-GW-2903-JUNE2015	WATER	N	4-Amino-2,6-dinitrotoluene	0.11 U	0.053	0.11	0.16	UG/L
	OT-29-GW-2903-JUNE2015	WATER	N	4-Nitrotoluene	0.21 U	0.093	0.21	0.53	UG/L
	OT-29-GW-2903-JUNE2015	WATER	N	HMX	0.11 U	0.038	0.11	0.16	UG/L
	OT-29-GW-2903-JUNE2015	WATER	N	Nitrobenzene	0.11 U	0.053	0.11	0.16	UG/L

Table 3. Summary of Analytical Parameters for Groundwater Samples for the Open Detonation Unit, Kirtland Air Force Base, June 2015

Method	Sample ID	Matrix	QA/QC Type	Analyte	Result*	DL	LOD	LOQ	Units
SW8330B									
	OT-29-GW-2903-JUNE2015	WATER	N	Nitroglycerin	0.79 U	0.35	0.79	1.6	UG/L
	OT-29-GW-2903-JUNE2015	WATER	N	PETN	0.79 U	0.32	0.79	1.6	UG/L
	OT-29-GW-2903-JUNE2015	WATER	N	RDX	0.11 U	0.038	0.11	0.16	UG/L
	OT-29-GW-2903-JUNE2015	WATER	N	Tetryl	0.11 U	0.053	0.11	0.16	UG/L
	OT-29-GW-2904-JUNE2015	WATER	N	1,3,5-Trinitrobenzene	0.1 U	0.032	0.1	0.16	UG/L
	OT-29-GW-2904-JUNE2015	WATER	N	1,3-Dinitrobenzene	0.1 U	0.052	0.1	0.16	UG/L
	OT-29-GW-2904-JUNE2015	WATER	N	2,4,6-Trinitrotoluene	0.1 U	0.052	0.1	0.16	UG/L
	OT-29-GW-2904-JUNE2015	WATER	N	2,4-Dinitrotoluene	0.1 U	0.052	0.1	0.14	UG/L
	OT-29-GW-2904-JUNE2015	WATER	N	2,6-Dinitrotoluene	0.1 U	0.052	0.1	0.14	UG/L
	OT-29-GW-2904-JUNE2015	WATER	N	2-Amino-4,6-dinitrotoluene	0.1 U	0.031	0.1	0.16	UG/L
	OT-29-GW-2904-JUNE2015	WATER	N	2-Nitrotoluene	0.21 U	0.092	0.21	0.52	UG/L
	OT-29-GW-2904-JUNE2015	WATER	N	3-Nitrotoluene	0.21 U	0.06	0.21	0.52	UG/L
	OT-29-GW-2904-JUNE2015	WATER	N	4-Amino-2,6-dinitrotoluene	0.1 U	0.052	0.1	0.16	UG/L
	OT-29-GW-2904-JUNE2015	WATER	N	4-Nitrotoluene	0.21 U	0.092	0.21	0.52	UG/L
	OT-29-GW-2904-JUNE2015	WATER	N	HMX	0.1 U	0.038	0.1	0.16	UG/L
	OT-29-GW-2904-JUNE2015	WATER	N	Nitrobenzene	0.1 U	0.052	0.1	0.16	UG/L
	OT-29-GW-2904-JUNE2015	WATER	N	Nitroglycerin	0.78 U	0.34	0.78	1.6	UG/L
	OT-29-GW-2904-JUNE2015	WATER	N	PETN	0.78 U	0.31	0.78	1.6	UG/L
	OT-29-GW-2904-JUNE2015	WATER	N	RDX	0.1 U	0.038	0.1	0.16	UG/L
	OT-29-GW-2904-JUNE2015	WATER	N	Tetryl	0.1 U	0.052	0.1	0.16	UG/L
SW9034									
	OT-29-FD-2902-JUNE2015	WATER	FD	Sulfide	0.8 J	0.79	1.9	4	MG/L
	OT-29-GW-2901-JUNE2015	WATER	N	Sulfide	1.9 U	0.79	1.9	4	MG/L
	OT-29-GW-2902-JUNE2015	WATER	N	Sulfide	1.9 U	0.79	1.9	4	MG/L

Table 3. Summary of Analytical Parameters for Groundwater Samples for the Open Detonation Unit, Kirtland Air Force Base, June 2015

Method	Sample ID	Matrix	QA/QC Type	Analyte	Result*	DL	LOD	LOQ	Units
SW9034									
	OT-29-GW-2903-JUNE2015	WATER	N	Sulfide	1.9 U	0.79	1.9	4	MG/L
	OT-29-GW-2904-JUNE2015	WATER	N	Sulfide	1.9 U	0.79	1.9	4	MG/L
SW9056									
	OT-29-FD-2902-JUNE2015	WATER	FD	Bromide	0.91	0.11	0.2	0.5	MG/L
	OT-29-FD-2902-JUNE2015	WATER	FD	Chloride	250	5.1	10	60	MG/L
	OT-29-FD-2902-JUNE2015	WATER	FD	Fluoride	1.9	0.06	0.1	1	MG/L
	OT-29-FD-2902-JUNE2015	WATER	FD	Nitrate as N	1.5	0.042	0.1	0.5	MG/L
	OT-29-FD-2902-JUNE2015	WATER	FD	Nitrite as N	0.1 U	0.049	0.1	0.5	MG/L
	OT-29-FD-2902-JUNE2015	WATER	FD	Sulfate	81	0.23	0.5	5	MG/L
	OT-29-GW-2901-JUNE2015	WATER	N	Bromide	1	0.088	0.2	0.5	MG/L
	OT-29-GW-2901-JUNE2015	WATER	N	Chloride	230	0.93	2.5	25	MG/L
	OT-29-GW-2901-JUNE2015	WATER	N	Fluoride	2.4	0.059	0.2	0.5	MG/L
	OT-29-GW-2901-JUNE2015	WATER	N	Nitrate as N	2.4 J	0.022	0.03	0.05	MG/L
	OT-29-GW-2901-JUNE2015	WATER	N	Nitrite as N	0.03 U	0.016	0.03	0.05	MG/L
	OT-29-GW-2901-JUNE2015	WATER	N	Sulfate	79 J	0.098	0.3	2	MG/L
	OT-29-GW-2902-JUNE2015	WATER	N	Bromide	0.91	0.11	0.2	0.5	MG/L
	OT-29-GW-2902-JUNE2015	WATER	N	Chloride	240	5.1	10	60	MG/L
	OT-29-GW-2902-JUNE2015	WATER	N	Fluoride	1.9	0.06	0.1	1	MG/L
	OT-29-GW-2902-JUNE2015	WATER	N	Nitrate as N	1.5	0.042	0.1	0.5	MG/L
	OT-29-GW-2902-JUNE2015	WATER	N	Nitrite as N	0.1 U	0.049	0.1	0.5	MG/L
	OT-29-GW-2902-JUNE2015	WATER	N	Sulfate	81	0.23	0.5	5	MG/L
	OT-29-GW-2903-JUNE2015	WATER	N	Bromide	1	0.088	0.2	0.5	MG/L
	OT-29-GW-2903-JUNE2015	WATER	N	Chloride	230	0.74	2	20	MG/L
	OT-29-GW-2903-JUNE2015	WATER	N	Fluoride	1.3	0.059	0.2	0.5	MG/L

Table 3. Summary of Analytical Parameters for Groundwater Samples for the Open Detonation Unit, Kirtland Air Force Base, June 2015

Method	Sample ID	Matrix	QA/QC Type	Analyte	Result*	DL	LOD	LOQ	Units
SW9056									
	OT-29-GW-2903-JUNE2015	WATER	N	Nitrate as N	2.7	0.022	0.03	0.05	MG/L
	OT-29-GW-2903-JUNE2015	WATER	N	Nitrite as N	0.03 U	0.016	0.03	0.05	MG/L
	OT-29-GW-2903-JUNE2015	WATER	N	Sulfate	99	0.2	0.6	4	MG/L
	OT-29-GW-2904-JUNE2015	WATER	N	Bromide	0.89	0.088	0.2	0.5	MG/L
	OT-29-GW-2904-JUNE2015	WATER	N	Chloride	190	0.74	2	20	MG/L
	OT-29-GW-2904-JUNE2015	WATER	N	Fluoride	1.6	0.059	0.2	0.5	MG/L
	OT-29-GW-2904-JUNE2015	WATER	N	Nitrate as N	2.3 J	0.022	0.03	0.05	MG/L
	OT-29-GW-2904-JUNE2015	WATER	N	Nitrite as N	0.03 U	0.016	0.03	0.05	MG/L
	OT-29-GW-2904-JUNE2015	WATER	N	Sulfate	79	0.098	0.3	2	MG/L
SW9060									
	OT-29-FD-2902-JUNE2015	WATER	FD	Total Organic Carbon - Duplicates	0.42 J	0.16	0.5	1	MG/L
	OT-29-GW-2901-JUNE2015	WATER	N	Total Organic Carbon - Duplicates	0.58 U	0.16	0.5	1	MG/L
	OT-29-GW-2902-JUNE2015	WATER	N	Total Organic Carbon - Duplicates	0.43 J	0.16	0.5	1	MG/L
	OT-29-GW-2903-JUNE2015	WATER	N	Total Organic Carbon - Duplicates	0.32 J	0.16	0.5	1	MG/L
	OT-29-GW-2904-JUNE2015	WATER	N	Total Organic Carbon - Duplicates	0.49 U	0.16	0.5	1	MG/L

QA/QC Type

N = Normal Environmental Sample
FD = Field Duplicate

* The most severe flag for each analyte becomes the final validation flag

Qualifier Description:

J = The analyte was positively identified, the quantitation is an estimate.
U = The analyte was analyzed for, but not detected. The associated numerical value is at or below the Limit of Detection (LOD).
UJ = The analyte was analyzed for, but not detected. The associated numerical value is at or below the Limit of Detection (LOD) and the quantitation is an estimate.

Table 4. Summary of Data Qualification for Groundwater Samples for the Open Detonation Unit, Kirtland Air Force Base, June 2015

Method	Sample ID	Matrix	QA/QC Type	Holding time - Type*	Sample Date	Extract Date	Analysis Date
A2320	OT-29-FD-2902-JUNE2015	WATER	FD	4 Days - A	6/22/2015		6/26/2015
	OT-29-GW-2901-JUNE2015	WATER	N	7 Days - A	6/29/2015		7/6/2015
	OT-29-GW-2902-JUNE2015	WATER	N	4 Days - A	6/22/2015		6/26/2015
	OT-29-GW-2903-JUNE2015	WATER	N	13 Days - A	6/23/2015		7/6/2015
	OT-29-GW-2904-JUNE2015	WATER	N	12 Days - A	6/24/2015		7/6/2015
E350.1	OT-29-FD-2902-JUNE2015	WATER	FD	Days - E	6/22/2015		6/26/2015
	OT-29-GW-2901-JUNE2015	WATER	N	Days - E	6/29/2015		7/15/2015
	OT-29-GW-2902-JUNE2015	WATER	N	Days - E	6/22/2015		6/26/2015
	OT-29-GW-2903-JUNE2015	WATER	N	Days - E	6/23/2015		6/26/2015
	OT-29-GW-2904-JUNE2015	WATER	N	Days - E	6/24/2015		7/1/2015
EPA 7580	OT-29-FD-2902-JUNE2015	WATER	FD	19 Days - A	6/22/2015	6/26/2015	7/11/2015
	OT-29-GW-2901-JUNE2015	WATER	N	12 Days - A	6/29/2015	7/1/2015	7/11/2015
	OT-29-GW-2902-JUNE2015	WATER	N	19 Days - A	6/22/2015	6/26/2015	7/11/2015
	OT-29-GW-2903-JUNE2015	WATER	N	18 Days - A	6/23/2015	6/26/2015	7/11/2015
	OT-29-GW-2904-JUNE2015	WATER	N	17 Days - A	6/24/2015	6/26/2015	7/11/2015
SM2540C	OT-29-FD-2902-JUNE2015	WATER	FD	3 Days - A	6/22/2015		6/25/2015
	OT-29-GW-2901-JUNE2015	WATER	N	7 Days - A	6/29/2015		7/6/2015
	OT-29-GW-2902-JUNE2015	WATER	N	3 Days - A	6/22/2015		6/25/2015
	OT-29-GW-2903-JUNE2015	WATER	N	7 Days - A	6/23/2015		6/30/2015
	OT-29-GW-2904-JUNE2015	WATER	N	6 Days - A	6/24/2015		6/30/2015
SW6010B	OT-29-FD-2902-JUNE2015	WATER	FD	16 Days - A	6/22/2015	7/8/2015	7/8/2015
	OT-29-FD-2902-JUNE2015	WATER	FD	18 Days - A	6/22/2015	7/8/2015	7/10/2015
	OT-29-GW-2901-JUNE2015	WATER	N	11 Days - A	6/29/2015	7/8/2015	7/10/2015
	OT-29-GW-2901-JUNE2015	WATER	N	9 Days - A	6/29/2015	7/8/2015	7/8/2015
	OT-29-GW-2902-JUNE2015	WATER	N	16 Days - A	6/22/2015	7/8/2015	7/8/2015
	OT-29-GW-2902-JUNE2015	WATER	N	18 Days - A	6/22/2015	7/8/2015	7/10/2015
	OT-29-GW-2903-JUNE2015	WATER	N	15 Days - A	6/23/2015	7/8/2015	7/8/2015
	OT-29-GW-2903-JUNE2015	WATER	N	17 Days - A	6/23/2015	7/8/2015	7/10/2015
	OT-29-GW-2904-JUNE2015	WATER	N	16 Days - A	6/24/2015	7/8/2015	7/10/2015
	OT-29-GW-2904-JUNE2015	WATER	N	14 Days - A	6/24/2015	7/8/2015	7/8/2015
SW6020	OT-29-FD-2902-JUNE2015	WATER	FD	8 Days - A	6/22/2015	6/25/2015	6/30/2015
	OT-29-GW-2901-JUNE2015	WATER	N	19 Days - A	6/29/2015	7/13/2015	7/18/2015
	OT-29-GW-2901-JUNE2015	WATER	N	16 Days - A	6/29/2015	7/13/2015	7/15/2015
	OT-29-GW-2902-JUNE2015	WATER	N	8 Days - A	6/22/2015	6/25/2015	6/30/2015
	OT-29-GW-2903-JUNE2015	WATER	N	7 Days - A	6/23/2015	6/25/2015	6/30/2015

Table 4. Summary of Data Qualification for Groundwater Samples for the Open Detonation Unit, Kirtland Air Force Base, June 2015

Method	Sample ID	Matrix	QA/QC Type	Holding time - Type*	Sample Date	Extract Date	Analysis Date
SW6020	OT-29-GW-2904-JUNE2015	WATER	N	24 Days - A	6/24/2015	7/13/2015	7/18/2015
	OT-29-GW-2904-JUNE2015	WATER	N	21 Days - A	6/24/2015	7/13/2015	7/15/2015
SW6850	OT-29-FD-2902-JUNE2015	WATER	FD	4 Days - A	6/22/2015	6/25/2015	6/26/2015
	OT-29-GW-2901-JUNE2015	WATER	N	8 Days - A	6/29/2015	7/2/2015	7/7/2015
	OT-29-GW-2902-JUNE2015	WATER	N	4 Days - A	6/22/2015	6/25/2015	6/26/2015
	OT-29-GW-2903-JUNE2015	WATER	N	3 Days - A	6/23/2015	6/25/2015	6/26/2015
	OT-29-GW-2904-JUNE2015	WATER	N	13 Days - A	6/24/2015	7/2/2015	7/7/2015
SW7470A	OT-29-FD-2902-JUNE2015	WATER	FD	3 Days - E	6/22/2015	6/25/2015	6/26/2015
	OT-29-GW-2901-JUNE2015	WATER	N	3 Days - E	6/29/2015	7/2/2015	7/2/2015
	OT-29-GW-2902-JUNE2015	WATER	N	3 Days - E	6/22/2015	6/25/2015	6/26/2015
	OT-29-GW-2903-JUNE2015	WATER	N	2 Days - E	6/23/2015	6/25/2015	6/26/2015
	OT-29-GW-2904-JUNE2015	WATER	N	8 Days - E	6/24/2015	7/2/2015	7/2/2015
SW8011	OT-29-FD-2902-JUNE2015	WATER	FD	2 Days - A	6/22/2015	6/24/2015	6/24/2015
	OT-29-GW-2901-JUNE2015	WATER	N	8 Days - A	6/29/2015	7/7/2015	7/7/2015
	OT-29-GW-2902-JUNE2015	WATER	N	3 Days - A	6/22/2015	6/24/2015	6/25/2015
	OT-29-GW-2903-JUNE2015	WATER	N	3 Days - A	6/23/2015	6/26/2015	6/26/2015
	OT-29-GW-2904-JUNE2015	WATER	N	7 Days - A	6/24/2015	6/30/2015	7/1/2015
SW8260B	OT-29-FD-2902-JUNE2015	WATER	FD	3 Days - E	6/22/2015	6/25/2015	6/25/2015
	OT-29-GW-2901-JUNE2015	WATER	N	8 Days - A	6/29/2015	7/7/2015	7/7/2015
	OT-29-GW-2901-JUNE2015	WATER	N	9 Days - A	6/29/2015	7/8/2015	7/8/2015
	OT-29-GW-2902-JUNE2015	WATER	N	3 Days - E	6/22/2015	6/25/2015	6/25/2015
	OT-29-GW-2903-JUNE2015	WATER	N	3 Days - E	6/23/2015	6/26/2015	6/26/2015
	OT-29-GW-2904-JUNE2015	WATER	N	2 Days - E	6/24/2015	6/26/2015	6/26/2015
SW8270	OT-29-FD-2902-JUNE2015	WATER	FD	4 Days - E	6/22/2015	6/26/2015	6/30/2015
	OT-29-GW-2901-JUNE2015	WATER	N	7 Days - E	6/29/2015	7/6/2015	7/8/2015
	OT-29-GW-2902-JUNE2015	WATER	N	4 Days - E	6/22/2015	6/26/2015	6/30/2015
	OT-29-GW-2903-JUNE2015	WATER	N	3 Days - E	6/23/2015	6/26/2015	6/30/2015
	OT-29-GW-2904-JUNE2015	WATER	N	2 Days - E	6/24/2015	6/26/2015	6/30/2015
SW8270SIM	OT-29-FD-2902-JUNE2015	WATER	FD	4 Days - E	6/22/2015	6/26/2015	6/29/2015
	OT-29-FD-2902-JUNE2015	WATER	FD	3 Days - E	6/22/2015	6/25/2015	6/29/2015
	OT-29-GW-2901-JUNE2015	WATER	N	3 Days - E	6/29/2015	7/2/2015	7/13/2015
	OT-29-GW-2901-JUNE2015	WATER	N	7 Days - E	6/29/2015	7/6/2015	7/17/2015
	OT-29-GW-2902-JUNE2015	WATER	N	4 Days - E	6/22/2015	6/26/2015	6/29/2015
	OT-29-GW-2902-JUNE2015	WATER	N	3 Days - E	6/22/2015	6/25/2015	6/29/2015
	OT-29-GW-2903-JUNE2015	WATER	N	2 Days - E	6/23/2015	6/25/2015	6/29/2015

Table 4. Summary of Data Qualification for Groundwater Samples for the Open Detonation Unit, Kirtland Air Force Base, June 2015

Method	Sample ID	Matrix	QA/QC Type	Holding time - Type*	Sample Date	Extract Date	Analysis Date
SW8270SIM	OT-29-GW-2903-JUNE2015	WATER	N	3 Days - E	6/23/2015	6/26/2015	6/29/2015
	OT-29-GW-2904-JUNE2015	WATER	N	2 Days - E	6/24/2015	6/26/2015	6/29/2015
	OT-29-GW-2904-JUNE2015	WATER	N	2 Days - E	6/24/2015	6/26/2015	6/30/2015
SW8290	OT-29-FD-2902-JUNE2015	WATER	FD	8 Days - E	6/22/2015	6/30/2015	7/2/2015
	OT-29-GW-2901-JUNE2015	WATER	N	9 Days - E	6/29/2015	7/8/2015	7/10/2015
	OT-29-GW-2902-JUNE2015	WATER	N	8 Days - E	6/22/2015	6/30/2015	7/2/2015
	OT-29-GW-2903-JUNE2015	WATER	N	15 Days - E	6/23/2015	7/8/2015	7/9/2015
	OT-29-GW-2904-JUNE2015	WATER	N	14 Days - E	6/24/2015	7/8/2015	7/9/2015
SW8330B	OT-29-FD-2902-JUNE2015	WATER	FD	3 Days - E	6/22/2015	6/25/2015	7/1/2015
	OT-29-GW-2901-JUNE2015	WATER	N	3 Days - E	6/29/2015	7/2/2015	7/10/2015
	OT-29-GW-2902-JUNE2015	WATER	N	3 Days - E	6/22/2015	6/25/2015	7/1/2015
	OT-29-GW-2903-JUNE2015	WATER	N	2 Days - E	6/23/2015	6/25/2015	7/1/2015
	OT-29-GW-2904-JUNE2015	WATER	N	1 Days - E	6/24/2015	6/25/2015	7/1/2015
SW9034	OT-29-FD-2902-JUNE2015	WATER	FD	1 Days - A	6/22/2015	6/23/2015	6/23/2015
	OT-29-GW-2901-JUNE2015	WATER	N	4 Days - A	6/29/2015	7/3/2015	7/3/2015
	OT-29-GW-2902-JUNE2015	WATER	N	1 Days - A	6/22/2015	6/23/2015	6/23/2015
	OT-29-GW-2903-JUNE2015	WATER	N	7 Days - A	6/23/2015	6/30/2015	6/30/2015
	OT-29-GW-2904-JUNE2015	WATER	N	6 Days - A	6/24/2015	6/30/2015	6/30/2015
SW9056	OT-29-FD-2902-JUNE2015	WATER	FD	1 Days - A	6/22/2015		6/23/2015
	OT-29-GW-2901-JUNE2015	WATER	N	2 Days - A	6/29/2015		7/1/2015
	OT-29-GW-2901-JUNE2015	WATER	N	22 Days - A	6/29/2015		7/21/2015
	OT-29-GW-2902-JUNE2015	WATER	N	1 Days - A	6/22/2015		6/23/2015
	OT-29-GW-2903-JUNE2015	WATER	N	2 Days - A	6/23/2015		6/25/2015
	OT-29-GW-2903-JUNE2015	WATER	N	3 Days - A	6/23/2015		6/26/2015
	OT-29-GW-2903-JUNE2015	WATER	N	22 Days - A	6/23/2015		7/15/2015
	OT-29-GW-2904-JUNE2015	WATER	N	21 Days - A	6/24/2015		7/15/2015
	OT-29-GW-2904-JUNE2015	WATER	N	2 Days - A	6/24/2015		6/26/2015
SW9060	OT-29-FD-2902-JUNE2015	WATER	FD	4 Days - A	6/22/2015		6/26/2015
	OT-29-GW-2901-JUNE2015	WATER	N	11 Days - A	6/29/2015		7/10/2015
	OT-29-GW-2902-JUNE2015	WATER	N	4 Days - A	6/22/2015		6/26/2015
	OT-29-GW-2903-JUNE2015	WATER	N	6 Days - A	6/23/2015		6/29/2015
	OT-29-GW-2904-JUNE2015	WATER	N	6 Days - A	6/24/2015		6/30/2015

* Holding Time - Type 'A' = Analysis holding time, 'E' = Extraction holding time

QA/QC Type

N = Normal Environmental Sample
FD = Field Duplicate

Table 5. Trip and Method Blank Data Summary for Groundwater Samples for the Open Detonation Unit, Kirtland Air Force Base, June 2015

Method	Blank ID	Matrix	Blank Type*	SDG	Analyte	Analysis Date	Result	DL	LOD	LOQ	Flag	Units
A2320												
	MB 280-284018/57	WATER	LB	320-13589-1	Alkalinity	6/26/2015	3.2	1.1	3.2	5	U	MG/L
	MB 280-284018/57		LB	320-13589-1	Bicarbonate Alkalinity as CaCO3	6/26/2015	3.2	1.1	3.2	5	U	MG/L
	MB 280-284018/57		LB	320-13589-1	Carbonate Alkalinity as CaCO3	6/26/2015	3.2	1.1	3.2	5	U	MG/L
	MB 280-284018/57		LB	320-13589-1	Hydroxide Alkalinity	6/26/2015	3.2	1.1	3.2	5	U	MG/L
	MB 280-284976/31		LB	320-13610-1	Alkalinity	7/6/2015	3.2	1.1	3.2	5	U	MG/L
	MB 280-284976/31		LB	320-13610-1	Bicarbonate Alkalinity as CaCO3	7/6/2015	3.2	1.1	3.2	5	U	MG/L
	MB 280-284976/31		LB	320-13610-1	Carbonate Alkalinity as CaCO3	7/6/2015	3.2	1.1	3.2	5	U	MG/L
	MB 280-284976/31		LB	320-13610-1	Hydroxide Alkalinity	7/6/2015	3.2	1.1	3.2	5	U	MG/L
	MB 280-284976/57		LB	320-13633-1	Alkalinity	7/6/2015	3.2	1.1	3.2	5	U	MG/L
	MB 280-284976/57		LB	320-13722-1	Alkalinity	7/6/2015	3.2	1.1	3.2	5	U	MG/L
	MB 280-284976/57		LB	320-13722-1	Bicarbonate Alkalinity as CaCO3	7/6/2015	3.2	1.1	3.2	5	U	MG/L
	MB 280-284976/57		LB	320-13633-1	Bicarbonate Alkalinity as CaCO3	7/6/2015	3.2	1.1	3.2	5	U	MG/L
	MB 280-284976/57		LB	320-13633-1	Carbonate Alkalinity as CaCO3	7/6/2015	3.2	1.1	3.2	5	U	MG/L
	MB 280-284976/57		LB	320-13722-1	Carbonate Alkalinity as CaCO3	7/6/2015	3.2	1.1	3.2	5	U	MG/L
	MB 280-284976/57		LB	320-13722-1	Hydroxide Alkalinity	7/6/2015	3.2	1.1	3.2	5	U	MG/L
	MB 280-284976/57		LB	320-13633-1	Hydroxide Alkalinity	7/6/2015	3.2	1.1	3.2	5	U	MG/L
E350.1												
	MB 280-284212/109	WATER	LB	320-13589-1	Ammonia as N	6/26/2015	50	22	50	100	U	UG/L
	MB 280-284212/20		LB	320-13610-1	Ammonia as N	6/26/2015	50	22	50	100	U	UG/L
	MB 280-284696/129		LB	320-13633-1	Ammonia as N	7/1/2015	50	22	50	100	U	UG/L
	MB 280-286298/20		LB	320-13722-1	Ammonia as N	7/15/2015	50	22	50	100	U	UG/L
EPA 7580												
	453771	WATER	LB	1517664	White Phosphorus	7/11/2015	0.05	0.016	0.05	0.1	U	UG/L
	453771		LB	1517667	White Phosphorus	7/11/2015	0.05	0.016	0.05	0.1	U	UG/L
	454705		LB	1518236	White Phosphorus	7/11/2015	0.05	0.016	0.05	0.1	U	UG/L
SM2540C												
	MB 280-283670/1	WATER	LB	320-13589-1	Total Dissolved Solids	6/25/2015	10	4.7	10	10	U	MG/L
	MB 320-78440/1		LB	320-13610-1	Total Dissolved Solids	6/30/2015	10	5.4	10	10	U	MG/L
	MB 320-78440/1		LB	320-13633-1	Total Dissolved Solids	6/30/2015	10	5.4	10	10	U	MG/L
	MB 320-78836/1		LB	320-13722-1	Total Dissolved Solids	7/6/2015	10	5.4	10	10	U	MG/L
SW6010B												
	MB 320-79065/1-A	WATER	LB	320-13722-1	Boron	7/8/2015	0.05	0.021	0.05	0.1	U	MG/L
	MB 320-79065/1-A		LB	320-13633-1	Boron	7/8/2015	0.05	0.021	0.05	0.1	U	MG/L

Table 5. Trip and Method Blank Data Summary for Groundwater Samples for the Open Detonation Unit, Kirtland Air Force Base, June 2015

Method	Blank ID	Matrix	Blank Type*	SDG	Analyte	Analysis Date	Result	DL	LOD	LOQ	Flag	Units
SW6010B												
	MB 320-79065/1-A	WATER	LB	320-13589-1	Boron	7/8/2015	0.05	0.021	0.05	0.1	U	MG/L
	MB 320-79065/1-A		LB	320-13610-1	Boron	7/8/2015	0.05	0.021	0.05	0.1	U	MG/L
	MB 320-79065/1-A		LB	320-13610-1	Calcium	7/8/2015	0.25	0.1	0.25	0.5	U	MG/L
	MB 320-79065/1-A		LB	320-13633-1	Calcium	7/8/2015	0.25	0.1	0.25	0.5	U	MG/L
	MB 320-79065/1-A		LB	320-13722-1	Calcium	7/8/2015	0.25	0.1	0.25	0.5	U	MG/L
	MB 320-79065/1-A		LB	320-13589-1	Calcium	7/8/2015	0.25	0.1	0.25	0.5	U	MG/L
	MB 320-79065/1-A		LB	320-13633-1	Iron	7/8/2015	0.05	0.02	0.05	0.1	U	MG/L
	MB 320-79065/1-A		LB	320-13722-1	Iron	7/8/2015	0.05	0.02	0.05	0.1	U	MG/L
	MB 320-79065/1-A		LB	320-13589-1	Iron	7/8/2015	0.05	0.02	0.05	0.1	U	MG/L
	MB 320-79065/1-A		LB	320-13610-1	Iron	7/8/2015	0.05	0.02	0.05	0.1	U	MG/L
	MB 320-79065/1-A		LB	320-13722-1	Magnesium	7/8/2015	0.1	0.04	0.1	0.5	U	MG/L
	MB 320-79065/1-A		LB	320-13633-1	Magnesium	7/8/2015	0.1	0.04	0.1	0.5	U	MG/L
	MB 320-79065/1-A		LB	320-13610-1	Magnesium	7/8/2015	0.1	0.04	0.1	0.5	U	MG/L
	MB 320-79065/1-A		LB	320-13589-1	Magnesium	7/8/2015	0.1	0.04	0.1	0.5	U	MG/L
	MB 320-79065/1-A		LB	320-13633-1	Sodium	7/8/2015	0.5	0.25	0.5	1	U	MG/L
	MB 320-79065/1-A		LB	320-13589-1	Sodium	7/8/2015	0.5	0.25	0.5	1	U	MG/L
	MB 320-79065/1-A		LB	320-13610-1	Sodium	7/8/2015	0.5	0.25	0.5	1	U	MG/L
	MB 320-79065/1-A		LB	320-13722-1	Sodium	7/8/2015	0.5	0.25	0.5	1	U	MG/L
SW6020												
	MB 320-77875/1-A	WATER	LB	320-13589-1	Antimony	6/30/2015	0.004	0.002	0.004	0.006	U	MG/L
	MB 320-77875/1-A		LB	320-13610-1	Antimony	6/30/2015	0.004	0.002	0.004	0.006	U	MG/L
	MB 320-77875/1-A		LB	320-13610-1	Arsenic	6/30/2015	0.003	0.001	0.003	0.005	U	MG/L
	MB 320-77875/1-A		LB	320-13589-1	Arsenic	6/30/2015	0.003	0.001	0.003	0.005	U	MG/L
	MB 320-77875/1-A		LB	320-13589-1	Barium	6/30/2015	0.002	0.0005	0.002	0.003	U	MG/L
	MB 320-77875/1-A		LB	320-13610-1	Barium	6/30/2015	0.002	0.0005	0.002	0.003	U	MG/L
	MB 320-77875/1-A		LB	320-13610-1	Beryllium	6/30/2015	0.0005	0.0002	0.0005	0.001	U	MG/L
	MB 320-77875/1-A		LB	320-13589-1	Beryllium	6/30/2015	0.0005	0.0002	0.0005	0.001	U	MG/L
	MB 320-77875/1-A		LB	320-13589-1	Cadmium	6/30/2015	0.001	0.0005	0.001	0.0015	U	MG/L
	MB 320-77875/1-A		LB	320-13610-1	Cadmium	6/30/2015	0.001	0.0005	0.001	0.0015	U	MG/L
	MB 320-77875/1-A		LB	320-13589-1	Chromium	6/30/2015	0.0045	0.0015	0.0045	0.005	U	MG/L
	MB 320-77875/1-A		LB	320-13610-1	Chromium	6/30/2015	0.0045	0.0015	0.0045	0.005	U	MG/L
	MB 320-77875/1-A		LB	320-13610-1	Cobalt	6/30/2015	0.002	0.001	0.002	0.003	U	MG/L
	MB 320-77875/1-A		LB	320-13589-1	Cobalt	6/30/2015	0.002	0.001	0.002	0.003	U	MG/L

Table 5. Trip and Method Blank Data Summary for Groundwater Samples for the Open Detonation Unit, Kirtland Air Force Base, June 2015

Method	Blank ID	Matrix	Blank Type*	SDG	Analyte	Analysis Date	Result	DL	LOD	LOQ	Flag	Units
SW6020												
	MB 320-77875/1-A	WATER	LB	320-13589-1	Copper	6/30/2015	0.003	0.001	0.003	0.005	U	MG/L
	MB 320-77875/1-A		LB	320-13610-1	Copper	6/30/2015	0.003	0.001	0.003	0.005	U	MG/L
	MB 320-77875/1-A		LB	320-13610-1	Lead	6/30/2015	0.0012	0.0006	0.0012	0.002	U	MG/L
	MB 320-77875/1-A		LB	320-13589-1	Lead	6/30/2015	0.0012	0.0006	0.0012	0.002	U	MG/L
	MB 320-77875/1-A		LB	320-13589-1	Lithium	6/30/2015	0.015	0.006	0.015	0.015	U	MG/L
	MB 320-77875/1-A		LB	320-13610-1	Lithium	6/30/2015	0.015	0.006	0.015	0.015	U	MG/L
	MB 320-77875/1-A		LB	320-13589-1	Manganese	6/30/2015	0.005	0.002	0.005	0.008	U	MG/L
	MB 320-77875/1-A		LB	320-13610-1	Manganese	6/30/2015	0.005	0.002	0.005	0.008	U	MG/L
	MB 320-77875/1-A		LB	320-13610-1	Molybdenum	6/30/2015	0.002	0.001	0.002	0.003	U	MG/L
	MB 320-77875/1-A		LB	320-13589-1	Molybdenum	6/30/2015	0.002	0.001	0.002	0.003	U	MG/L
	MB 320-77875/1-A		LB	320-13589-1	Nickel	6/30/2015	0.002	0.001	0.002	0.003	U	MG/L
	MB 320-77875/1-A		LB	320-13610-1	Nickel	6/30/2015	0.002	0.001	0.002	0.003	U	MG/L
	MB 320-77875/1-A		LB	320-13589-1	Potassium	6/30/2015	0.1	0.025	0.1	0.12	U	MG/L
	MB 320-77875/1-A		LB	320-13610-1	Potassium	6/30/2015	0.1	0.025	0.1	0.12	U	MG/L
	MB 320-77875/1-A		LB	320-13610-1	Selenium	6/30/2015	0.002	0.001	0.002	0.003	U	MG/L
	MB 320-77875/1-A		LB	320-13589-1	Selenium	6/30/2015	0.002	0.001	0.002	0.003	U	MG/L
	MB 320-77875/1-A		LB	320-13610-1	Silver	6/30/2015	0.0006	0.0003	0.0006	0.001	U	MG/L
	MB 320-77875/1-A		LB	320-13589-1	Silver	6/30/2015	0.0006	0.0003	0.0006	0.001	U	MG/L
	MB 320-77875/1-A		LB	320-13589-1	Strontium	6/30/2015	0.004	0.002	0.004	0.005	U	MG/L
	MB 320-77875/1-A		LB	320-13610-1	Strontium	6/30/2015	0.004	0.002	0.004	0.005	U	MG/L
	MB 320-77875/1-A		LB	320-13610-1	Thallium	6/30/2015	0.001	0.0005	0.001	0.0015	U	MG/L
	MB 320-77875/1-A		LB	320-13589-1	Thallium	6/30/2015	0.001	0.0005	0.001	0.0015	U	MG/L
	MB 320-77875/1-A		LB	320-13589-1	Tin	6/30/2015	0.03	0.012	0.03	0.05	U	MG/L
	MB 320-77875/1-A		LB	320-13610-1	Tin	6/30/2015	0.03	0.012	0.03	0.05	U	MG/L
	MB 320-77875/1-A		LB	320-13610-1	Vanadium	6/30/2015	0.012	0.006	0.012	0.02	U	MG/L
	MB 320-77875/1-A		LB	320-13589-1	Vanadium	6/30/2015	0.012	0.006	0.012	0.02	U	MG/L
	MB 320-77875/1-A		LB	320-13610-1	Zinc	6/30/2015	0.012	0.004	0.012	0.02	U	MG/L
	MB 320-77875/1-A		LB	320-13589-1	Zinc	6/30/2015	0.012	0.004	0.012	0.02	U	MG/L
	MB 320-79592/1-A		LB	320-13722-1	Antimony	7/15/2015	0.004	0.002	0.004	0.006	U	MG/L
	MB 320-79592/1-A		LB	320-13633-1	Antimony	7/15/2015	0.004	0.002	0.004	0.006	U	MG/L
	MB 320-79592/1-A		LB	320-13722-1	Arsenic	7/15/2015	0.003	0.001	0.003	0.005	U	MG/L
	MB 320-79592/1-A		LB	320-13633-1	Arsenic	7/15/2015	0.003	0.001	0.003	0.005	U	MG/L
	MB 320-79592/1-A		LB	320-13722-1	Barium	7/15/2015	0.002	0.0005	0.002	0.003	U	MG/L

Table 5. Trip and Method Blank Data Summary for Groundwater Samples for the Open Detonation Unit, Kirtland Air Force Base, June 2015

Method	Blank ID	Matrix	Blank Type*	SDG	Analyte	Analysis Date	Result	DL	LOD	LOQ	Flag	Units
SW6020												
	MB 320-79592/1-A	WATER	LB	320-13633-1	Barium	7/15/2015	0.002	0.0005	0.002	0.003	U	MG/L
	MB 320-79592/1-A		LB	320-13722-1	Beryllium	7/15/2015	0.0005	0.0002	0.0005	0.001	U	MG/L
	MB 320-79592/1-A		LB	320-13633-1	Beryllium	7/15/2015	0.0005	0.0002	0.0005	0.001	U	MG/L
	MB 320-79592/1-A		LB	320-13722-1	Cadmium	7/15/2015	0.001	0.0005	0.001	0.0015	U	MG/L
	MB 320-79592/1-A		LB	320-13633-1	Cadmium	7/15/2015	0.001	0.0005	0.001	0.0015	U	MG/L
	MB 320-79592/1-A		LB	320-13722-1	Chromium	7/15/2015	0.0045	0.0015	0.0045	0.005	U	MG/L
	MB 320-79592/1-A		LB	320-13633-1	Chromium	7/15/2015	0.0045	0.0015	0.0045	0.005	U	MG/L
	MB 320-79592/1-A		LB	320-13633-1	Cobalt	7/15/2015	0.002	0.001	0.002	0.003	U	MG/L
	MB 320-79592/1-A		LB	320-13722-1	Cobalt	7/15/2015	0.002	0.001	0.002	0.003	U	MG/L
	MB 320-79592/1-A		LB	320-13633-1	Copper	7/15/2015	0.003	0.001	0.003	0.005	U	MG/L
	MB 320-79592/1-A		LB	320-13722-1	Copper	7/15/2015	0.003	0.001	0.003	0.005	U	MG/L
	MB 320-79592/1-A		LB	320-13722-1	Lead	7/15/2015	0.0012	0.0006	0.0012	0.002	U	MG/L
	MB 320-79592/1-A		LB	320-13633-1	Lead	7/15/2015	0.0012	0.0006	0.0012	0.002	U	MG/L
	MB 320-79592/1-A		LB	320-13722-1	Lithium	7/15/2015	0.015	0.006	0.015	0.015	U	MG/L
	MB 320-79592/1-A		LB	320-13633-1	Lithium	7/15/2015	0.015	0.006	0.015	0.015	U	MG/L
	MB 320-79592/1-A		LB	320-13633-1	Manganese	7/15/2015	0.005	0.002	0.005	0.008	U	MG/L
	MB 320-79592/1-A		LB	320-13722-1	Manganese	7/15/2015	0.005	0.002	0.005	0.008	U	MG/L
	MB 320-79592/1-A		LB	320-13633-1	Molybdenum	7/15/2015	0.002	0.001	0.002	0.003	U	MG/L
	MB 320-79592/1-A		LB	320-13722-1	Molybdenum	7/15/2015	0.002	0.001	0.002	0.003	U	MG/L
	MB 320-79592/1-A		LB	320-13633-1	Nickel	7/15/2015	0.002	0.001	0.002	0.003	U	MG/L
	MB 320-79592/1-A		LB	320-13722-1	Nickel	7/15/2015	0.002	0.001	0.002	0.003	U	MG/L
	MB 320-79592/1-A		LB	320-13722-1	Potassium	7/15/2015	0.1	0.025	0.1	0.12	U	MG/L
	MB 320-79592/1-A		LB	320-13633-1	Potassium	7/15/2015	0.1	0.025	0.1	0.12	U	MG/L
	MB 320-79592/1-A		LB	320-13722-1	Selenium	7/15/2015	0.002	0.001	0.002	0.003	U	MG/L
	MB 320-79592/1-A		LB	320-13633-1	Selenium	7/15/2015	0.002	0.001	0.002	0.003	U	MG/L
	MB 320-79592/1-A		LB	320-13722-1	Silver	7/15/2015	0.0006	0.0003	0.0006	0.001	U	MG/L
	MB 320-79592/1-A		LB	320-13633-1	Silver	7/15/2015	0.0006	0.0003	0.0006	0.001	U	MG/L
	MB 320-79592/1-A		LB	320-13722-1	Strontium	7/15/2015	0.004	0.002	0.004	0.005	U	MG/L
	MB 320-79592/1-A		LB	320-13633-1	Strontium	7/15/2015	0.004	0.002	0.004	0.005	U	MG/L
	MB 320-79592/1-A		LB	320-13633-1	Thallium	7/15/2015	0.001	0.0005	0.001	0.0015	U	MG/L
	MB 320-79592/1-A		LB	320-13722-1	Thallium	7/15/2015	0.001	0.0005	0.001	0.0015	U	MG/L
	MB 320-79592/1-A		LB	320-13633-1	Tin	7/15/2015	0.03	0.012	0.03	0.05	U	MG/L
	MB 320-79592/1-A		LB	320-13722-1	Tin	7/15/2015	0.03	0.012	0.03	0.05	U	MG/L

Table 5. Trip and Method Blank Data Summary for Groundwater Samples for the Open Detonation Unit, Kirtland Air Force Base, June 2015

Method	Blank ID	Matrix	Blank Type*	SDG	Analyte	Analysis Date	Result	DL	LOD	LOQ	Flag	Units
SW6020												
	MB 320-79592/1-A	WATER	LB	320-13722-1	Vanadium	7/15/2015	0.012	0.006	0.012	0.02	U	MG/L
	MB 320-79592/1-A		LB	320-13633-1	Vanadium	7/15/2015	0.012	0.006	0.012	0.02	U	MG/L
	MB 320-79592/1-A		LB	320-13633-1	Zinc	7/15/2015	0.012	0.004	0.012	0.02	U	MG/L
	MB 320-79592/1-A		LB	320-13722-1	Zinc	7/15/2015	0.012	0.004	0.012	0.02	U	MG/L
SW6850												
	MB 320-77876/1-A	WATER	LB	320-13589-1	Perchlorate	6/25/2015	0.25	0.082	0.25	0.5	U	UG/L
	MB 320-77876/1-A		LB	320-13610-1	Perchlorate	6/25/2015	0.25	0.082	0.25	0.5	U	UG/L
	MB 320-78714/1-A		LB	320-13722-1	Perchlorate	7/7/2015	0.25	0.082	0.25	0.5	U	UG/L
	MB 320-78714/1-A		LB	320-13633-1	Perchlorate	7/7/2015	0.25	0.082	0.25	0.5	U	UG/L
SW7470A												
	MB 320-78008/11-A	WATER	LB	320-13589-1	Mercury	6/26/2015	0.0001	0.0001	0.0001	0.0002	U	MG/L
	MB 320-78008/11-A		LB	320-13610-1	Mercury	6/26/2015	0.0001	0.0001	0.0001	0.0002	U	MG/L
	MB 320-78707/11-A		LB	320-13722-1	Mercury	7/2/2015	0.0001	0.0001	0.0001	0.0002	U	MG/L
	MB 320-78707/11-A		LB	320-13633-1	Mercury	7/2/2015	0.0001	0.0001	0.0001	0.0002	U	MG/L
SW8011												
	MB 680-389018/1-A	WATER	LB	320-13589-1	1,2,3-Trichloropropane	6/24/2015	0.09	0.09	0.09	0.2	U	UG/L
	MB 680-389018/1-A		LB	320-13589-1	1,2-Dibromo-3-Chloropropane	6/24/2015	0.005	0.005	0.005	0.02	U	UG/L
	MB 680-389018/1-A		LB	320-13589-1	1,2-Dibromoethane (EDB)	6/24/2015	0.005	0.0022	0.005	0.02	U	UG/L
	MB 680-389346/3-A		LB	320-13610-1	1,2,3-Trichloropropane	6/26/2015	0.09	0.09	0.09	0.2	U	UG/L
	MB 680-389346/3-A		LB	320-13610-1	1,2-Dibromo-3-Chloropropane	6/26/2015	0.005	0.005	0.005	0.02	U	UG/L
	MB 680-389346/3-A		LB	320-13610-1	1,2-Dibromoethane (EDB)	6/26/2015	0.005	0.0022	0.005	0.02	U	UG/L
	MB 680-389796/1-A		LB	320-13633-1	1,2,3-Trichloropropane	7/1/2015	0.09	0.09	0.09	0.2	U	UG/L
	MB 680-389796/1-A		LB	320-13633-1	1,2-Dibromo-3-Chloropropane	7/1/2015	0.005	0.005	0.005	0.02	U	UG/L
	MB 680-389796/1-A		LB	320-13633-1	1,2-Dibromoethane (EDB)	7/1/2015	0.005	0.0022	0.005	0.02	U	UG/L
	MB 680-390481/3-A		LB	320-13722-1	1,2,3-Trichloropropane	7/7/2015	0.09	0.09	0.09	0.2	U	UG/L
	MB 680-390481/3-A		LB	320-13722-1	1,2-Dibromo-3-Chloropropane	7/7/2015	0.005	0.005	0.005	0.02	U	UG/L
	MB 680-390481/3-A		LB	320-13722-1	1,2-Dibromoethane (EDB)	7/7/2015	0.005	0.0022	0.005	0.02	U	UG/L
SW8260B												
	MB 320-77832/5	WATER	LB	320-13589-1	1,1,1-Trichloroethane	6/24/2015	0.4	0.19	0.4	1	U	UG/L
	MB 320-77832/5		LB	320-13589-1	1,1,2,2-Tetrachloroethane	6/24/2015	0.4	0.15	0.4	1	U	UG/L
	MB 320-77832/5		LB	320-13589-1	1,1,2-Trichloro-1,2,2-trifluoroethane	6/24/2015	1	0.25	1	2	U	UG/L
	MB 320-77832/5		LB	320-13589-1	1,1,2-Trichloroethane	6/24/2015	0.8	0.31	0.8	1	U	UG/L
	MB 320-77832/5		LB	320-13589-1	1,1-Dichloroethane	6/24/2015	0.4	0.15	0.4	1	U	UG/L

Table 5. Trip and Method Blank Data Summary for Groundwater Samples for the Open Detonation Unit, Kirtland Air Force Base, June 2015

Method	Blank ID	Matrix	Blank Type*	SDG	Analyte	Analysis Date	Result	DL	LOD	LOQ	Flag	Units
SW8260B												
	MB 320-77832/5	WATER	LB	320-13589-1	1,1-Dichloroethene	6/24/2015	0.4	0.14	0.4	1	U	UG/L
	MB 320-77832/5		LB	320-13589-1	1,2,3-Trichlorobenzene	6/24/2015	0.4	0.14	0.4	1	U	UG/L
	MB 320-77832/5		LB	320-13589-1	1,2,4-Trichlorobenzene	6/24/2015	0.4	0.1	0.4	1	U	UG/L
	MB 320-77832/5		LB	320-13589-1	1,2,4-Trimethylbenzene	6/24/2015	0.4	0.12	0.4	1	U	UG/L
	MB 320-77832/5		LB	320-13589-1	1,2-Dichlorobenzene	6/24/2015	0.4	0.14	0.4	1	U	UG/L
	MB 320-77832/5		LB	320-13589-1	1,2-Dichloroethane	6/24/2015	0.5	0.22	0.5	1	U	UG/L
	MB 320-77832/5		LB	320-13589-1	1,2-Dichloropropane	6/24/2015	0.4	0.15	0.4	1	U	UG/L
	MB 320-77832/5		LB	320-13589-1	1,3,5-Trimethylbenzene	6/24/2015	0.4	0.14	0.4	1	U	UG/L
	MB 320-77832/5		LB	320-13589-1	1,3-Dichlorobenzene	6/24/2015	0.4	0.11	0.4	1	U	UG/L
	MB 320-77832/5		LB	320-13589-1	1,4-Dichlorobenzene	6/24/2015	0.4	0.13	0.4	1	U	UG/L
	MB 320-77832/5		LB	320-13589-1	2-Butanone (MEK)	6/24/2015	0.8	0.35	0.8	2	U	UG/L
	MB 320-77832/5		LB	320-13589-1	2-Hexanone	6/24/2015	0.4	0.17	0.4	2	U	UG/L
	MB 320-77832/5		LB	320-13589-1	4-Methyl-2-pentanone (MIBK)	6/24/2015	0.4	0.18	0.4	2	U	UG/L
	MB 320-77832/5		LB	320-13589-1	Acetone	6/24/2015	5	2.1	5	10	U	UG/L
	MB 320-77832/5		LB	320-13589-1	Benzene	6/24/2015	0.4	0.13	0.4	1	U	UG/L
	MB 320-77832/5		LB	320-13589-1	Bromochloromethane	6/24/2015	0.4	0.14	0.4	1	U	UG/L
	MB 320-77832/5		LB	320-13589-1	Bromodichloromethane	6/24/2015	0.4	0.14	0.4	1	U	UG/L
	MB 320-77832/5		LB	320-13589-1	Bromoform	6/24/2015	0.4	0.1	0.4	1	U	UG/L
	MB 320-77832/5		LB	320-13589-1	Bromomethane	6/24/2015	0.8	0.29	0.8	1	U	UG/L
	MB 320-77832/5		LB	320-13589-1	Carbon disulfide	6/24/2015	0.4	0.16	0.4	2	U	UG/L
	MB 320-77832/5		LB	320-13589-1	Carbon tetrachloride	6/24/2015	0.4	0.15	0.4	1	U	UG/L
	MB 320-77832/5		LB	320-13589-1	Chlorobenzene	6/24/2015	0.4	0.12	0.4	1	U	UG/L
	MB 320-77832/5		LB	320-13589-1	Chloroethane	6/24/2015	0.8	0.34	0.8	1	U	UG/L
	MB 320-77832/5		LB	320-13589-1	Chloroform	6/24/2015	0.4	0.12	0.4	1	U	UG/L
	MB 320-77832/5		LB	320-13589-1	Chloromethane	6/24/2015	0.8	0.25	0.8	1	U	UG/L
	MB 320-77832/5		LB	320-13589-1	cis-1,2-Dichloroethene	6/24/2015	0.4	0.1	0.4	1	U	UG/L
	MB 320-77832/5		LB	320-13589-1	cis-1,3-Dichloropropene	6/24/2015	0.8	0.22	0.8	1	U	UG/L
	MB 320-77832/5		LB	320-13589-1	Cyclohexane TIC	6/24/2015	1	1	1	10	U	UG/L
	MB 320-77832/5		LB	320-13589-1	Dibromochloromethane	6/24/2015	0.4	0.13	0.4	1	U	UG/L
	MB 320-77832/5		LB	320-13589-1	Dichlorodifluoromethane	6/24/2015	0.4	0.16	0.4	1	U	UG/L
	MB 320-77832/5		LB	320-13589-1	Ethylbenzene	6/24/2015	0.4	0.15	0.4	1	U	UG/L
	MB 320-77832/5		LB	320-13589-1	Isopropylbenzene	6/24/2015	0.4	0.12	0.4	1	U	UG/L
	MB 320-77832/5		LB	320-13589-1	Methyl Acetate TIC	6/24/2015	1	1	1	10	U	UG/L

Table 5. Trip and Method Blank Data Summary for Groundwater Samples for the Open Detonation Unit, Kirtland Air Force Base, June 2015

Method	Blank ID	Matrix	Blank Type*	SDG	Analyte	Analysis Date	Result	DL	LOD	LOQ	Flag	Units
SW8260B												
	MB 320-77832/5	WATER	LB	320-13589-1	Methyl cyclohexane TIC	6/24/2015	1	1	1	10	U	UG/L
	MB 320-77832/5		LB	320-13589-1	Methyl tert-butyl ether	6/24/2015	0.4	0.19	0.4	2	U	UG/L
	MB 320-77832/5		LB	320-13589-1	Methylene Chloride	6/24/2015	0.8	0.35	0.8	1	U	UG/L
	MB 320-77832/5		LB	320-13589-1	m-Xylene & p-Xylene	6/24/2015	0.4	0.18	0.4	1	U	UG/L
	MB 320-77832/5		LB	320-13589-1	Naphthalene	6/24/2015	0.4	0.15	0.4	1	U	UG/L
	MB 320-77832/5		LB	320-13589-1	o-Xylene	6/24/2015	0.4	0.1	0.4	1	U	UG/L
	MB 320-77832/5		LB	320-13589-1	Styrene	6/24/2015	0.4	0.15	0.4	1	U	UG/L
	MB 320-77832/5		LB	320-13589-1	Tetrachloroethene	6/24/2015	0.4	0.15	0.4	1	U	UG/L
	MB 320-77832/5		LB	320-13589-1	Toluene	6/24/2015	0.8	0.25	0.8	1	U	UG/L
	MB 320-77832/5		LB	320-13589-1	trans-1,2-Dichloroethene	6/24/2015	0.4	0.11	0.4	1	U	UG/L
	MB 320-77832/5		LB	320-13589-1	trans-1,3-Dichloropropene	6/24/2015	0.4	0.15	0.4	1	U	UG/L
	MB 320-77832/5		LB	320-13589-1	Trichloroethene	6/24/2015	0.4	0.13	0.4	1	U	UG/L
	MB 320-77832/5		LB	320-13589-1	Trichlorofluoromethane	6/24/2015	0.8	0.23	0.8	1	U	UG/L
	MB 320-77832/5		LB	320-13589-1	Vinyl chloride	6/24/2015	0.8	0.22	0.8	1	U	UG/L
	MB 320-78099/7		LB	320-13610-1	1,1,1-Trichloroethane	6/26/2015	0.4	0.19	0.4	1	U	UG/L
	MB 320-78099/7		LB	320-13633-1	1,1,1-Trichloroethane	6/26/2015	0.4	0.19	0.4	1	U	UG/L
	MB 320-78099/7		LB	320-13633-1	1,1,2,2-Tetrachloroethane	6/26/2015	0.4	0.15	0.4	1	U	UG/L
	MB 320-78099/7		LB	320-13610-1	1,1,2,2-Tetrachloroethane	6/26/2015	0.4	0.15	0.4	1	U	UG/L
	MB 320-78099/7		LB	320-13633-1	1,1,2-Trichloro-1,2,2-trifluoroethane	6/26/2015	1	0.25	1	2	U	UG/L
	MB 320-78099/7		LB	320-13610-1	1,1,2-Trichloro-1,2,2-trifluoroethane	6/26/2015	1	0.25	1	2	U	UG/L
	MB 320-78099/7		LB	320-13610-1	1,1,2-Trichloroethane	6/26/2015	0.8	0.31	0.8	1	U	UG/L
	MB 320-78099/7		LB	320-13633-1	1,1,2-Trichloroethane	6/26/2015	0.8	0.31	0.8	1	U	UG/L
	MB 320-78099/7		LB	320-13610-1	1,1-Dichloroethane	6/26/2015	0.4	0.15	0.4	1	U	UG/L
	MB 320-78099/7		LB	320-13633-1	1,1-Dichloroethane	6/26/2015	0.4	0.15	0.4	1	U	UG/L
	MB 320-78099/7		LB	320-13610-1	1,1-Dichloroethene	6/26/2015	0.4	0.14	0.4	1	U	UG/L
	MB 320-78099/7		LB	320-13633-1	1,1-Dichloroethene	6/26/2015	0.4	0.14	0.4	1	U	UG/L
	MB 320-78099/7		LB	320-13610-1	1,2,3-Trichlorobenzene	6/26/2015	0.149	0.14	0.4	1	J	UG/L
	MB 320-78099/7		LB	320-13633-1	1,2,3-Trichlorobenzene	6/26/2015	0.149	0.14	0.4	1	J	UG/L
	MB 320-78099/7		LB	320-13633-1	1,2,3-Trichlorobenzene	6/26/2015	0.149	0.14	0.4	1	J	UG/L
	MB 320-78099/7		LB	320-13610-1	1,2,4-Trichlorobenzene	6/26/2015	0.116	0.1	0.4	1	J	UG/L
	MB 320-78099/7		LB	320-13633-1	1,2,4-Trichlorobenzene	6/26/2015	0.116	0.1	0.4	1	J	UG/L
	MB 320-78099/7		LB	320-13633-1	1,2,4-Trichlorobenzene	6/26/2015	0.116	0.1	0.4	1	J	UG/L
	MB 320-78099/7		LB	320-13633-1	1,2,4-Trimethylbenzene	6/26/2015	0.4	0.12	0.4	1	U	UG/L

Table 5. Trip and Method Blank Data Summary for Groundwater Samples for the Open Detonation Unit, Kirtland Air Force Base, June 2015

Method	Blank ID	Matrix	Blank Type*	SDG	Analyte	Analysis Date	Result	DL	LOD	LOQ	Flag	Units
SW8260B												
	MB 320-78099/7	WATER	LB	320-13610-1	1,2,4-Trimethylbenzene	6/26/2015	0.4	0.12	0.4	1	U	UG/L
	MB 320-78099/7		LB	320-13633-1	1,2-Dichlorobenzene	6/26/2015	0.4	0.14	0.4	1	U	UG/L
	MB 320-78099/7		LB	320-13610-1	1,2-Dichlorobenzene	6/26/2015	0.4	0.14	0.4	1	U	UG/L
	MB 320-78099/7		LB	320-13610-1	1,2-Dichloroethane	6/26/2015	0.5	0.22	0.5	1	U	UG/L
	MB 320-78099/7		LB	320-13633-1	1,2-Dichloroethane	6/26/2015	0.5	0.22	0.5	1	U	UG/L
	MB 320-78099/7		LB	320-13633-1	1,2-Dichloropropane	6/26/2015	0.4	0.15	0.4	1	U	UG/L
	MB 320-78099/7		LB	320-13610-1	1,2-Dichloropropane	6/26/2015	0.4	0.15	0.4	1	U	UG/L
	MB 320-78099/7		LB	320-13610-1	1,3,5-Trimethylbenzene	6/26/2015	0.4	0.14	0.4	1	U	UG/L
	MB 320-78099/7		LB	320-13633-1	1,3,5-Trimethylbenzene	6/26/2015	0.4	0.14	0.4	1	U	UG/L
	MB 320-78099/7		LB	320-13610-1	1,3-Dichlorobenzene	6/26/2015	0.4	0.11	0.4	1	U	UG/L
	MB 320-78099/7		LB	320-13633-1	1,3-Dichlorobenzene	6/26/2015	0.4	0.11	0.4	1	U	UG/L
	MB 320-78099/7		LB	320-13610-1	1,4-Dichlorobenzene	6/26/2015	0.4	0.13	0.4	1	U	UG/L
	MB 320-78099/7		LB	320-13633-1	1,4-Dichlorobenzene	6/26/2015	0.4	0.13	0.4	1	U	UG/L
	MB 320-78099/7		LB	320-13610-1	2-Butanone (MEK)	6/26/2015	0.8	0.35	0.8	2	U	UG/L
	MB 320-78099/7		LB	320-13633-1	2-Butanone (MEK)	6/26/2015	0.8	0.35	0.8	2	U	UG/L
	MB 320-78099/7		LB	320-13633-1	2-Hexanone	6/26/2015	0.4	0.17	0.4	2	U	UG/L
	MB 320-78099/7		LB	320-13610-1	2-Hexanone	6/26/2015	0.4	0.17	0.4	2	U	UG/L
	MB 320-78099/7		LB	320-13633-1	4-Methyl-2-pentanone (MIBK)	6/26/2015	0.4	0.18	0.4	2	U	UG/L
	MB 320-78099/7		LB	320-13610-1	4-Methyl-2-pentanone (MIBK)	6/26/2015	0.4	0.18	0.4	2	U	UG/L
	MB 320-78099/7		LB	320-13633-1	Acetone	6/26/2015	5	2.1	5	10	U	UG/L
	MB 320-78099/7		LB	320-13610-1	Acetone	6/26/2015	5	2.1	5	10	U	UG/L
	MB 320-78099/7		LB	320-13610-1	Benzene	6/26/2015	0.4	0.13	0.4	1	U	UG/L
	MB 320-78099/7		LB	320-13633-1	Benzene	6/26/2015	0.4	0.13	0.4	1	U	UG/L
	MB 320-78099/7		LB	320-13610-1	Bromochloromethane	6/26/2015	0.4	0.14	0.4	1	U	UG/L
	MB 320-78099/7		LB	320-13633-1	Bromochloromethane	6/26/2015	0.4	0.14	0.4	1	U	UG/L
	MB 320-78099/7		LB	320-13633-1	Bromodichloromethane	6/26/2015	0.4	0.14	0.4	1	U	UG/L
	MB 320-78099/7		LB	320-13610-1	Bromodichloromethane	6/26/2015	0.4	0.14	0.4	1	U	UG/L
	MB 320-78099/7		LB	320-13633-1	Bromoform	6/26/2015	0.4	0.1	0.4	1	U	UG/L
	MB 320-78099/7		LB	320-13610-1	Bromoform	6/26/2015	0.4	0.1	0.4	1	U	UG/L
	MB 320-78099/7		LB	320-13633-1	Bromomethane	6/26/2015	0.8	0.29	0.8	1	U	UG/L
	MB 320-78099/7		LB	320-13610-1	Bromomethane	6/26/2015	0.8	0.29	0.8	1	U	UG/L
	MB 320-78099/7		LB	320-13610-1	Carbon disulfide	6/26/2015	0.4	0.16	0.4	2	U	UG/L
	MB 320-78099/7		LB	320-13633-1	Carbon disulfide	6/26/2015	0.4	0.16	0.4	2	U	UG/L

Table 5. Trip and Method Blank Data Summary for Groundwater Samples for the Open Detonation Unit, Kirtland Air Force Base, June 2015

Method	Blank ID	Matrix	Blank Type*	SDG	Analyte	Analysis Date	Result	DL	LOD	LOQ	Flag	Units
SW8260B												
	MB 320-78099/7	WATER	LB	320-13633-1	Carbon tetrachloride	6/26/2015	0.4	0.15	0.4	1	U	UG/L
	MB 320-78099/7		LB	320-13610-1	Carbon tetrachloride	6/26/2015	0.4	0.15	0.4	1	U	UG/L
	MB 320-78099/7		LB	320-13633-1	Chlorobenzene	6/26/2015	0.4	0.12	0.4	1	U	UG/L
	MB 320-78099/7		LB	320-13610-1	Chlorobenzene	6/26/2015	0.4	0.12	0.4	1	U	UG/L
	MB 320-78099/7		LB	320-13633-1	Chloroethane	6/26/2015	0.8	0.34	0.8	1	U	UG/L
	MB 320-78099/7		LB	320-13610-1	Chloroethane	6/26/2015	0.8	0.34	0.8	1	U	UG/L
	MB 320-78099/7		LB	320-13633-1	Chloroform	6/26/2015	0.4	0.12	0.4	1	U	UG/L
	MB 320-78099/7		LB	320-13610-1	Chloroform	6/26/2015	0.4	0.12	0.4	1	U	UG/L
	MB 320-78099/7		LB	320-13633-1	Chloromethane	6/26/2015	0.8	0.25	0.8	1	U	UG/L
	MB 320-78099/7		LB	320-13610-1	Chloromethane	6/26/2015	0.8	0.25	0.8	1	U	UG/L
	MB 320-78099/7		LB	320-13610-1	cis-1,2-Dichloroethene	6/26/2015	0.4	0.1	0.4	1	U	UG/L
	MB 320-78099/7		LB	320-13633-1	cis-1,2-Dichloroethene	6/26/2015	0.4	0.1	0.4	1	U	UG/L
	MB 320-78099/7		LB	320-13610-1	cis-1,3-Dichloropropene	6/26/2015	0.8	0.22	0.8	1	U	UG/L
	MB 320-78099/7		LB	320-13633-1	cis-1,3-Dichloropropene	6/26/2015	0.8	0.22	0.8	1	U	UG/L
	MB 320-78099/7		LB	320-13633-1	Cyclohexane TIC	6/26/2015	1	1	1	10	U	UG/L
	MB 320-78099/7		LB	320-13610-1	Cyclohexane TIC	6/26/2015	1	1	1	10	U	UG/L
	MB 320-78099/7		LB	320-13633-1	Dibromochloromethane	6/26/2015	0.4	0.13	0.4	1	U	UG/L
	MB 320-78099/7		LB	320-13610-1	Dibromochloromethane	6/26/2015	0.4	0.13	0.4	1	U	UG/L
	MB 320-78099/7		LB	320-13610-1	Dichlorodifluoromethane	6/26/2015	0.4	0.16	0.4	1	U	UG/L
	MB 320-78099/7		LB	320-13633-1	Dichlorodifluoromethane	6/26/2015	0.4	0.16	0.4	1	U	UG/L
	MB 320-78099/7		LB	320-13610-1	Ethylbenzene	6/26/2015	0.4	0.15	0.4	1	U	UG/L
	MB 320-78099/7		LB	320-13633-1	Ethylbenzene	6/26/2015	0.4	0.15	0.4	1	U	UG/L
	MB 320-78099/7		LB	320-13610-1	Isopropylbenzene	6/26/2015	0.4	0.12	0.4	1	U	UG/L
	MB 320-78099/7		LB	320-13633-1	Isopropylbenzene	6/26/2015	0.4	0.12	0.4	1	U	UG/L
	MB 320-78099/7		LB	320-13610-1	Methyl Acetate TIC	6/26/2015	1	1	1	10	U	UG/L
	MB 320-78099/7		LB	320-13633-1	Methyl Acetate TIC	6/26/2015	1	1	1	10	U	UG/L
	MB 320-78099/7		LB	320-13633-1	Methyl cyclohexane TIC	6/26/2015	1	1	1	10	U	UG/L
	MB 320-78099/7		LB	320-13610-1	Methyl cyclohexane TIC	6/26/2015	1	1	1	10	U	UG/L
	MB 320-78099/7		LB	320-13633-1	Methyl tert-butyl ether	6/26/2015	0.4	0.19	0.4	2	U	UG/L
	MB 320-78099/7		LB	320-13610-1	Methyl tert-butyl ether	6/26/2015	0.4	0.19	0.4	2	U	UG/L
	MB 320-78099/7		LB	320-13610-1	Methylene Chloride	6/26/2015	0.8	0.35	0.8	1	U	UG/L
	MB 320-78099/7		LB	320-13633-1	Methylene Chloride	6/26/2015	0.8	0.35	0.8	1	U	UG/L
	MB 320-78099/7		LB	320-13633-1	m-Xylene & p-Xylene	6/26/2015	0.4	0.18	0.4	1	U	UG/L

Table 5. Trip and Method Blank Data Summary for Groundwater Samples for the Open Detonation Unit, Kirtland Air Force Base, June 2015

Method	Blank ID	Matrix	Blank Type*	SDG	Analyte	Analysis Date	Result	DL	LOD	LOQ	Flag	Units
SW8260B												
	MB 320-78099/7	WATER	LB	320-13610-1	m-Xylene & p-Xylene	6/26/2015	0.4	0.18	0.4	1	U	UG/L
	MB 320-78099/7		LB	320-13610-1	Naphthalene	6/26/2015	0.4	0.15	0.4	1	U	UG/L
	MB 320-78099/7		LB	320-13633-1	Naphthalene	6/26/2015	0.4	0.15	0.4	1	U	UG/L
	MB 320-78099/7		LB	320-13610-1	o-Xylene	6/26/2015	0.4	0.1	0.4	1	U	UG/L
	MB 320-78099/7		LB	320-13633-1	o-Xylene	6/26/2015	0.4	0.1	0.4	1	U	UG/L
	MB 320-78099/7		LB	320-13610-1	Styrene	6/26/2015	0.4	0.15	0.4	1	U	UG/L
	MB 320-78099/7		LB	320-13633-1	Styrene	6/26/2015	0.4	0.15	0.4	1	U	UG/L
	MB 320-78099/7		LB	320-13633-1	Tetrachloroethene	6/26/2015	0.4	0.15	0.4	1	U	UG/L
	MB 320-78099/7		LB	320-13610-1	Tetrachloroethene	6/26/2015	0.4	0.15	0.4	1	U	UG/L
	MB 320-78099/7		LB	320-13610-1	Toluene	6/26/2015	0.8	0.25	0.8	1	U	UG/L
	MB 320-78099/7		LB	320-13633-1	Toluene	6/26/2015	0.8	0.25	0.8	1	U	UG/L
	MB 320-78099/7		LB	320-13633-1	trans-1,2-Dichloroethene	6/26/2015	0.4	0.11	0.4	1	U	UG/L
	MB 320-78099/7		LB	320-13610-1	trans-1,2-Dichloroethene	6/26/2015	0.4	0.11	0.4	1	U	UG/L
	MB 320-78099/7		LB	320-13610-1	trans-1,3-Dichloropropene	6/26/2015	0.4	0.15	0.4	1	U	UG/L
	MB 320-78099/7		LB	320-13633-1	trans-1,3-Dichloropropene	6/26/2015	0.4	0.15	0.4	1	U	UG/L
	MB 320-78099/7		LB	320-13610-1	Trichloroethene	6/26/2015	0.4	0.13	0.4	1	U	UG/L
	MB 320-78099/7		LB	320-13633-1	Trichloroethene	6/26/2015	0.4	0.13	0.4	1	U	UG/L
	MB 320-78099/7		LB	320-13633-1	Trichlorofluoromethane	6/26/2015	0.8	0.23	0.8	1	U	UG/L
	MB 320-78099/7		LB	320-13610-1	Trichlorofluoromethane	6/26/2015	0.8	0.23	0.8	1	U	UG/L
	MB 320-78099/7		LB	320-13633-1	Vinyl chloride	6/26/2015	0.8	0.22	0.8	1	U	UG/L
	MB 320-78099/7		LB	320-13610-1	Vinyl chloride	6/26/2015	0.8	0.22	0.8	1	U	UG/L
	MB 320-78934/7		LB	320-13722-1	1,1,1-Trichloroethane	7/7/2015	0.4	0.19	0.4	1	U	UG/L
	MB 320-78934/7		LB	320-13722-1	1,1,2,2-Tetrachloroethane	7/7/2015	0.4	0.15	0.4	1	U	UG/L
	MB 320-78934/7		LB	320-13722-1	1,1,2-Trichloro-1,2,2-trifluoroethane	7/7/2015	1	0.25	1	2	U	UG/L
	MB 320-78934/7		LB	320-13722-1	1,1,2-Trichloroethane	7/7/2015	0.8	0.31	0.8	1	U	UG/L
	MB 320-78934/7		LB	320-13722-1	1,1-Dichloroethane	7/7/2015	0.4	0.15	0.4	1	U	UG/L
	MB 320-78934/7		LB	320-13722-1	1,1-Dichloroethene	7/7/2015	0.4	0.14	0.4	1	U	UG/L
	MB 320-78934/7		LB	320-13722-1	1,2,3-Trichlorobenzene	7/7/2015	0.4	0.14	0.4	1	U	UG/L
	MB 320-78934/7		LB	320-13722-1	1,2,4-Trichlorobenzene	7/7/2015	0.4	0.1	0.4	1	U	UG/L
	MB 320-78934/7		LB	320-13722-1	1,2,4-Trimethylbenzene	7/7/2015	0.4	0.12	0.4	1	U	UG/L
	MB 320-78934/7		LB	320-13722-1	1,2-Dichlorobenzene	7/7/2015	0.4	0.14	0.4	1	U	UG/L
	MB 320-78934/7		LB	320-13722-1	1,2-Dichloroethane	7/7/2015	0.5	0.22	0.5	1	U	UG/L
	MB 320-78934/7		LB	320-13722-1	1,2-Dichloropropane	7/7/2015	0.4	0.15	0.4	1	U	UG/L

Table 5. Trip and Method Blank Data Summary for Groundwater Samples for the Open Detonation Unit, Kirtland Air Force Base, June 2015

Method	Blank ID	Matrix	Blank Type*	SDG	Analyte	Analysis Date	Result	DL	LOD	LOQ	Flag	Units
SW8260B												
	MB 320-78934/7	WATER	LB	320-13722-1	1,3,5-Trimethylbenzene	7/7/2015	0.4	0.14	0.4	1	U	UG/L
	MB 320-78934/7		LB	320-13722-1	1,3-Dichlorobenzene	7/7/2015	0.4	0.11	0.4	1	U	UG/L
	MB 320-78934/7		LB	320-13722-1	1,4-Dichlorobenzene	7/7/2015	0.4	0.13	0.4	1	U	UG/L
	MB 320-78934/7		LB	320-13722-1	2-Butanone (MEK)	7/7/2015	0.8	0.35	0.8	2	U	UG/L
	MB 320-78934/7		LB	320-13722-1	2-Hexanone	7/7/2015	0.4	0.17	0.4	2	U	UG/L
	MB 320-78934/7		LB	320-13722-1	4-Methyl-2-pentanone (MIBK)	7/7/2015	0.4	0.18	0.4	2	U	UG/L
	MB 320-78934/7		LB	320-13722-1	Acetone	7/7/2015	5	2.1	5	10	U	UG/L
	MB 320-78934/7		LB	320-13722-1	Benzene	7/7/2015	0.4	0.13	0.4	1	U	UG/L
	MB 320-78934/7		LB	320-13722-1	Bromochloromethane	7/7/2015	0.4	0.14	0.4	1	U	UG/L
	MB 320-78934/7		LB	320-13722-1	Bromodichloromethane	7/7/2015	0.4	0.14	0.4	1	U	UG/L
	MB 320-78934/7		LB	320-13722-1	Bromoform	7/7/2015	0.4	0.1	0.4	1	U	UG/L
	MB 320-78934/7		LB	320-13722-1	Bromomethane	7/7/2015	0.8	0.29	0.8	1	U	UG/L
	MB 320-78934/7		LB	320-13722-1	Carbon disulfide	7/7/2015	0.4	0.16	0.4	2	U	UG/L
	MB 320-78934/7		LB	320-13722-1	Carbon tetrachloride	7/7/2015	0.4	0.15	0.4	1	U	UG/L
	MB 320-78934/7		LB	320-13722-1	Chlorobenzene	7/7/2015	0.4	0.12	0.4	1	U	UG/L
	MB 320-78934/7		LB	320-13722-1	Chloroethane	7/7/2015	0.8	0.34	0.8	1	U	UG/L
	MB 320-78934/7		LB	320-13722-1	Chloroform	7/7/2015	0.4	0.12	0.4	1	U	UG/L
	MB 320-78934/7		LB	320-13722-1	Chloromethane	7/7/2015	0.8	0.25	0.8	1	U	UG/L
	MB 320-78934/7		LB	320-13722-1	cis-1,2-Dichloroethene	7/7/2015	0.4	0.1	0.4	1	U	UG/L
	MB 320-78934/7		LB	320-13722-1	cis-1,3-Dichloropropene	7/7/2015	0.8	0.22	0.8	1	U	UG/L
	MB 320-78934/7		LB	320-13722-1	Cyclohexane TIC	7/7/2015	1	1	1	10	U	UG/L
	MB 320-78934/7		LB	320-13722-1	Dibromochloromethane	7/7/2015	0.4	0.13	0.4	1	U	UG/L
	MB 320-78934/7		LB	320-13722-1	Dichlorodifluoromethane	7/7/2015	0.4	0.16	0.4	1	U	UG/L
	MB 320-78934/7		LB	320-13722-1	Ethylbenzene	7/7/2015	0.4	0.15	0.4	1	U	UG/L
	MB 320-78934/7		LB	320-13722-1	Isopropylbenzene	7/7/2015	0.4	0.12	0.4	1	U	UG/L
	MB 320-78934/7		LB	320-13722-1	Methyl Acetate TIC	7/7/2015	1	1	1	10	U	UG/L
	MB 320-78934/7		LB	320-13722-1	Methyl cyclohexane TIC	7/7/2015	1	1	1	10	U	UG/L
	MB 320-78934/7		LB	320-13722-1	Methyl tert-butyl ether	7/7/2015	0.4	0.19	0.4	2	U	UG/L
	MB 320-78934/7		LB	320-13722-1	Methylene Chloride	7/7/2015	0.8	0.35	0.8	1	U	UG/L
	MB 320-78934/7		LB	320-13722-1	m-Xylene & p-Xylene	7/7/2015	0.4	0.18	0.4	1	U	UG/L
	MB 320-78934/7		LB	320-13722-1	Naphthalene	7/7/2015	0.4	0.15	0.4	1	U	UG/L
	MB 320-78934/7		LB	320-13722-1	o-Xylene	7/7/2015	0.4	0.1	0.4	1	U	UG/L
	MB 320-78934/7		LB	320-13722-1	Styrene	7/7/2015	0.4	0.15	0.4	1	U	UG/L

Table 5. Trip and Method Blank Data Summary for Groundwater Samples for the Open Detonation Unit, Kirtland Air Force Base, June 2015

Method	Blank ID	Matrix	Blank Type*	SDG	Analyte	Analysis Date	Result	DL	LOD	LOQ	Flag	Units
SW8260B												
	MB 320-78934/7	WATER	LB	320-13722-1	Tetrachloroethene	7/7/2015	0.4	0.15	0.4	1	U	UG/L
	MB 320-78934/7		LB	320-13722-1	Toluene	7/7/2015	0.8	0.25	0.8	1	U	UG/L
	MB 320-78934/7		LB	320-13722-1	trans-1,2-Dichloroethene	7/7/2015	0.4	0.11	0.4	1	U	UG/L
	MB 320-78934/7		LB	320-13722-1	trans-1,3-Dichloropropene	7/7/2015	0.4	0.15	0.4	1	U	UG/L
	MB 320-78934/7		LB	320-13722-1	Trichloroethene	7/7/2015	0.4	0.13	0.4	1	U	UG/L
	MB 320-78934/7		LB	320-13722-1	Trichlorofluoromethane	7/7/2015	0.8	0.23	0.8	1	U	UG/L
	MB 320-78934/7		LB	320-13722-1	Vinyl chloride	7/7/2015	0.8	0.22	0.8	1	U	UG/L
	MB 320-79073/7		LB	320-13722-1	1,1,1-Trichloroethane	7/8/2015	0.4	0.19	0.4	1	U	UG/L
	MB 320-79073/7		LB	320-13722-1	1,1,2,2-Tetrachloroethane	7/8/2015	0.4	0.15	0.4	1	U	UG/L
	MB 320-79073/7		LB	320-13722-1	1,1,2-Trichloro-1,2,2-trifluoroethane	7/8/2015	1	0.25	1	2	U	UG/L
	MB 320-79073/7		LB	320-13722-1	1,1,2-Trichloroethane	7/8/2015	0.8	0.31	0.8	1	U	UG/L
	MB 320-79073/7		LB	320-13722-1	1,1-Dichloroethane	7/8/2015	0.4	0.15	0.4	1	U	UG/L
	MB 320-79073/7		LB	320-13722-1	1,1-Dichloroethene	7/8/2015	0.4	0.14	0.4	1	U	UG/L
	MB 320-79073/7		LB	320-13722-1	1,2,3-Trichlorobenzene	7/8/2015	0.4	0.14	0.4	1	U	UG/L
	MB 320-79073/7		LB	320-13722-1	1,2,4-Trichlorobenzene	7/8/2015	0.4	0.1	0.4	1	U	UG/L
	MB 320-79073/7		LB	320-13722-1	1,2,4-Trimethylbenzene	7/8/2015	0.4	0.12	0.4	1	U	UG/L
	MB 320-79073/7		LB	320-13722-1	1,2-Dichlorobenzene	7/8/2015	0.4	0.14	0.4	1	U	UG/L
	MB 320-79073/7		LB	320-13722-1	1,2-Dichloroethane	7/8/2015	0.5	0.22	0.5	1	U	UG/L
	MB 320-79073/7		LB	320-13722-1	1,2-Dichloropropane	7/8/2015	0.4	0.15	0.4	1	U	UG/L
	MB 320-79073/7		LB	320-13722-1	1,3,5-Trimethylbenzene	7/8/2015	0.4	0.14	0.4	1	U	UG/L
	MB 320-79073/7		LB	320-13722-1	1,3-Dichlorobenzene	7/8/2015	0.4	0.11	0.4	1	U	UG/L
	MB 320-79073/7		LB	320-13722-1	1,4-Dichlorobenzene	7/8/2015	0.4	0.13	0.4	1	U	UG/L
	MB 320-79073/7		LB	320-13722-1	2-Butanone (MEK)	7/8/2015	0.8	0.35	0.8	2	U	UG/L
	MB 320-79073/7		LB	320-13722-1	2-Hexanone	7/8/2015	0.4	0.17	0.4	2	U	UG/L
	MB 320-79073/7		LB	320-13722-1	4-Methyl-2-pentanone (MIBK)	7/8/2015	0.4	0.18	0.4	2	U	UG/L
	MB 320-79073/7		LB	320-13722-1	Acetone	7/8/2015	5	2.1	5	10	U	UG/L
	MB 320-79073/7		LB	320-13722-1	Benzene	7/8/2015	0.4	0.13	0.4	1	U	UG/L
	MB 320-79073/7		LB	320-13722-1	Bromochloromethane	7/8/2015	0.4	0.14	0.4	1	U	UG/L
	MB 320-79073/7		LB	320-13722-1	Bromodichloromethane	7/8/2015	0.4	0.14	0.4	1	U	UG/L
	MB 320-79073/7		LB	320-13722-1	Bromoform	7/8/2015	0.4	0.1	0.4	1	U	UG/L
	MB 320-79073/7		LB	320-13722-1	Bromomethane	7/8/2015	0.8	0.29	0.8	1	U	UG/L
	MB 320-79073/7		LB	320-13722-1	Carbon disulfide	7/8/2015	0.4	0.16	0.4	2	U	UG/L
	MB 320-79073/7		LB	320-13722-1	Carbon tetrachloride	7/8/2015	0.4	0.15	0.4	1	U	UG/L

Table 5. Trip and Method Blank Data Summary for Groundwater Samples for the Open Detonation Unit, Kirtland Air Force Base, June 2015

Method	Blank ID	Matrix	Blank Type*	SDG	Analyte	Analysis Date	Result	DL	LOD	LOQ	Flag	Units
SW8260B												
	MB 320-79073/7	WATER	LB	320-13722-1	Chlorobenzene	7/8/2015	0.4	0.12	0.4	1	U	UG/L
	MB 320-79073/7		LB	320-13722-1	Chloroethane	7/8/2015	0.8	0.34	0.8	1	U	UG/L
	MB 320-79073/7		LB	320-13722-1	Chloroform	7/8/2015	0.4	0.12	0.4	1	U	UG/L
	MB 320-79073/7		LB	320-13722-1	Chloromethane	7/8/2015	0.8	0.25	0.8	1	U	UG/L
	MB 320-79073/7		LB	320-13722-1	cis-1,2-Dichloroethene	7/8/2015	0.4	0.1	0.4	1	U	UG/L
	MB 320-79073/7		LB	320-13722-1	cis-1,3-Dichloropropene	7/8/2015	0.8	0.22	0.8	1	U	UG/L
	MB 320-79073/7		LB	320-13722-1	Cyclohexane TIC	7/8/2015	1	1	1	10	U	UG/L
	MB 320-79073/7		LB	320-13722-1	Dibromochloromethane	7/8/2015	0.4	0.13	0.4	1	U	UG/L
	MB 320-79073/7		LB	320-13722-1	Dichlorodifluoromethane	7/8/2015	0.4	0.16	0.4	1	U	UG/L
	MB 320-79073/7		LB	320-13722-1	Ethylbenzene	7/8/2015	0.4	0.15	0.4	1	U	UG/L
	MB 320-79073/7		LB	320-13722-1	Isopropylbenzene	7/8/2015	0.4	0.12	0.4	1	U	UG/L
	MB 320-79073/7		LB	320-13722-1	Methyl Acetate TIC	7/8/2015	1	1	1	10	U	UG/L
	MB 320-79073/7		LB	320-13722-1	Methyl cyclohexane TIC	7/8/2015	1	1	1	10	U	UG/L
	MB 320-79073/7		LB	320-13722-1	Methyl tert-butyl ether	7/8/2015	0.4	0.19	0.4	2	U	UG/L
	MB 320-79073/7		LB	320-13722-1	Methylene Chloride	7/8/2015	0.8	0.35	0.8	1	U	UG/L
	MB 320-79073/7		LB	320-13722-1	m-Xylene & p-Xylene	7/8/2015	0.4	0.18	0.4	1	U	UG/L
	MB 320-79073/7		LB	320-13722-1	Naphthalene	7/8/2015	0.4	0.15	0.4	1	U	UG/L
	MB 320-79073/7		LB	320-13722-1	o-Xylene	7/8/2015	0.4	0.1	0.4	1	U	UG/L
	MB 320-79073/7		LB	320-13722-1	Styrene	7/8/2015	0.4	0.15	0.4	1	U	UG/L
	MB 320-79073/7		LB	320-13722-1	Tetrachloroethene	7/8/2015	0.4	0.15	0.4	1	U	UG/L
	MB 320-79073/7		LB	320-13722-1	Toluene	7/8/2015	0.8	0.25	0.8	1	U	UG/L
	MB 320-79073/7		LB	320-13722-1	trans-1,2-Dichloroethene	7/8/2015	0.4	0.11	0.4	1	U	UG/L
	MB 320-79073/7		LB	320-13722-1	trans-1,3-Dichloropropene	7/8/2015	0.4	0.15	0.4	1	U	UG/L
	MB 320-79073/7		LB	320-13722-1	Trichloroethene	7/8/2015	0.4	0.13	0.4	1	U	UG/L
	MB 320-79073/7		LB	320-13722-1	Trichlorofluoromethane	7/8/2015	0.8	0.23	0.8	1	U	UG/L
	MB 320-79073/7		LB	320-13722-1	Vinyl chloride	7/8/2015	0.8	0.22	0.8	1	U	UG/L
	OT-29-TB01-JUNE2015		TB	320-13589-1	1,1,1-Trichloroethane	6/24/2015	0.4	0.19	0.4	1	U	UG/L
	OT-29-TB01-JUNE2015		TB	320-13589-1	1,1,2,2-Tetrachloroethane	6/24/2015	0.4	0.15	0.4	1	U	UG/L
	OT-29-TB01-JUNE2015		TB	320-13589-1	1,1,2-Trichloro-1,2,2-trifluoroethane	6/24/2015	1	0.25	1	2	U	UG/L
	OT-29-TB01-JUNE2015		TB	320-13589-1	1,1,2-Trichloroethane	6/24/2015	0.8	0.31	0.8	1	U	UG/L
	OT-29-TB01-JUNE2015		TB	320-13589-1	1,1-Dichloroethane	6/24/2015	0.4	0.15	0.4	1	U	UG/L
	OT-29-TB01-JUNE2015		TB	320-13589-1	1,1-Dichloroethene	6/24/2015	0.4	0.14	0.4	1	U	UG/L
	OT-29-TB01-JUNE2015		TB	320-13589-1	1,2,3-Trichlorobenzene	6/24/2015	0.4	0.14	0.4	1	U	UG/L

Table 5. Trip and Method Blank Data Summary for Groundwater Samples for the Open Detonation Unit, Kirtland Air Force Base, June 2015

Method	Blank ID	Matrix	Blank Type*	SDG	Analyte	Analysis Date	Result	DL	LOD	LOQ	Flag	Units
SW8260B												
	OT-29-TB01-JUNE2015	WATER	TB	320-13589-1	1,2,4-Trichlorobenzene	6/24/2015	0.4	0.1	0.4	1	U	UG/L
	OT-29-TB01-JUNE2015		TB	320-13589-1	1,2,4-Trimethylbenzene	6/24/2015	0.4	0.12	0.4	1	U	UG/L
	OT-29-TB01-JUNE2015		TB	320-13589-1	1,2-Dichlorobenzene	6/24/2015	0.4	0.14	0.4	1	U	UG/L
	OT-29-TB01-JUNE2015		TB	320-13589-1	1,2-Dichloroethane	6/24/2015	0.5	0.22	0.5	1	U	UG/L
	OT-29-TB01-JUNE2015		TB	320-13589-1	1,2-Dichloropropane	6/24/2015	0.4	0.15	0.4	1	U	UG/L
	OT-29-TB01-JUNE2015		TB	320-13589-1	1,3,5-Trimethylbenzene	6/24/2015	0.4	0.14	0.4	1	U	UG/L
	OT-29-TB01-JUNE2015		TB	320-13589-1	1,3-Dichlorobenzene	6/24/2015	0.4	0.11	0.4	1	U	UG/L
	OT-29-TB01-JUNE2015		TB	320-13589-1	1,4-Dichlorobenzene	6/24/2015	0.4	0.13	0.4	1	U	UG/L
	OT-29-TB01-JUNE2015		TB	320-13589-1	2-Butanone (MEK)	6/24/2015	0.8	0.35	0.8	2	U	UG/L
	OT-29-TB01-JUNE2015		TB	320-13589-1	2-Hexanone	6/24/2015	0.4	0.17	0.4	2	U	UG/L
	OT-29-TB01-JUNE2015		TB	320-13589-1	4-Methyl-2-pentanone (MIBK)	6/24/2015	0.4	0.18	0.4	2	U	UG/L
	OT-29-TB01-JUNE2015		TB	320-13589-1	Acetone	6/24/2015	5	2.1	5	10	U	UG/L
	OT-29-TB01-JUNE2015		TB	320-13589-1	Benzene	6/24/2015	0.4	0.13	0.4	1	U	UG/L
	OT-29-TB01-JUNE2015		TB	320-13589-1	Bromochloromethane	6/24/2015	0.4	0.14	0.4	1	U	UG/L
	OT-29-TB01-JUNE2015		TB	320-13589-1	Bromodichloromethane	6/24/2015	0.4	0.14	0.4	1	U	UG/L
	OT-29-TB01-JUNE2015		TB	320-13589-1	Bromoform	6/24/2015	0.4	0.1	0.4	1	U	UG/L
	OT-29-TB01-JUNE2015		TB	320-13589-1	Bromomethane	6/24/2015	0.8	0.29	0.8	1	U	UG/L
	OT-29-TB01-JUNE2015		TB	320-13589-1	Carbon disulfide	6/24/2015	0.4	0.16	0.4	2	U	UG/L
	OT-29-TB01-JUNE2015		TB	320-13589-1	Carbon tetrachloride	6/24/2015	0.4	0.15	0.4	1	U	UG/L
	OT-29-TB01-JUNE2015		TB	320-13589-1	Chlorobenzene	6/24/2015	0.4	0.12	0.4	1	U	UG/L
	OT-29-TB01-JUNE2015		TB	320-13589-1	Chloroethane	6/24/2015	0.8	0.34	0.8	1	U	UG/L
	OT-29-TB01-JUNE2015		TB	320-13589-1	Chloroform	6/24/2015	0.4	0.12	0.4	1	U	UG/L
	OT-29-TB01-JUNE2015		TB	320-13589-1	Chloromethane	6/24/2015	0.8	0.25	0.8	1	U	UG/L
	OT-29-TB01-JUNE2015		TB	320-13589-1	cis-1,2-Dichloroethene	6/24/2015	0.4	0.1	0.4	1	U	UG/L
	OT-29-TB01-JUNE2015		TB	320-13589-1	cis-1,3-Dichloropropene	6/24/2015	0.8	0.22	0.8	1	U	UG/L
	OT-29-TB01-JUNE2015		TB	320-13589-1	Cyclohexane TIC	6/24/2015	1	1	1	10	U	UG/L
	OT-29-TB01-JUNE2015		TB	320-13589-1	Dibromochloromethane	6/24/2015	0.4	0.13	0.4	1	U	UG/L
	OT-29-TB01-JUNE2015		TB	320-13589-1	Dichlorodifluoromethane	6/24/2015	0.4	0.16	0.4	1	U	UG/L
	OT-29-TB01-JUNE2015		TB	320-13589-1	Ethylbenzene	6/24/2015	0.4	0.15	0.4	1	U	UG/L
	OT-29-TB01-JUNE2015		TB	320-13589-1	Isopropylbenzene	6/24/2015	0.4	0.12	0.4	1	U	UG/L
	OT-29-TB01-JUNE2015		TB	320-13589-1	Methyl Acetate TIC	6/24/2015	1	1	1	10	U	UG/L
	OT-29-TB01-JUNE2015		TB	320-13589-1	Methyl cyclohexane TIC	6/24/2015	1	1	1	10	U	UG/L
	OT-29-TB01-JUNE2015		TB	320-13589-1	Methyl tert-butyl ether	6/24/2015	0.4	0.19	0.4	2	U	UG/L

Table 5. Trip and Method Blank Data Summary for Groundwater Samples for the Open Detonation Unit, Kirtland Air Force Base, June 2015

Method	Blank ID	Matrix	Blank Type*	SDG	Analyte	Analysis Date	Result	DL	LOD	LOQ	Flag	Units
SW8260B												
	OT-29-TB01-JUNE2015	WATER	TB	320-13589-1	Methylene Chloride	6/24/2015	0.8	0.35	0.8	1	U	UG/L
	OT-29-TB01-JUNE2015		TB	320-13589-1	m-Xylene & p-Xylene	6/24/2015	0.4	0.18	0.4	1	U	UG/L
	OT-29-TB01-JUNE2015		TB	320-13589-1	Naphthalene	6/24/2015	0.4	0.15	0.4	1	U	UG/L
	OT-29-TB01-JUNE2015		TB	320-13589-1	o-Xylene	6/24/2015	0.4	0.1	0.4	1	U	UG/L
	OT-29-TB01-JUNE2015		TB	320-13589-1	Styrene	6/24/2015	0.4	0.15	0.4	1	U	UG/L
	OT-29-TB01-JUNE2015		TB	320-13589-1	Tetrachloroethene	6/24/2015	0.4	0.15	0.4	1	U	UG/L
	OT-29-TB01-JUNE2015		TB	320-13589-1	Toluene	6/24/2015	0.8	0.25	0.8	1	U	UG/L
	OT-29-TB01-JUNE2015		TB	320-13589-1	trans-1,2-Dichloroethene	6/24/2015	0.4	0.11	0.4	1	U	UG/L
	OT-29-TB01-JUNE2015		TB	320-13589-1	trans-1,3-Dichloropropene	6/24/2015	0.4	0.15	0.4	1	U	UG/L
	OT-29-TB01-JUNE2015		TB	320-13589-1	Trichloroethene	6/24/2015	0.4	0.13	0.4	1	U	UG/L
	OT-29-TB01-JUNE2015		TB	320-13589-1	Trichlorofluoromethane	6/24/2015	0.8	0.23	0.8	1	U	UG/L
	OT-29-TB01-JUNE2015		TB	320-13589-1	Vinyl chloride	6/24/2015	0.8	0.22	0.8	1	U	UG/L
	OT-29-TB02-JUNE2015		TB	320-13610-1	1,1,1-Trichloroethane	6/26/2015	0.4	0.19	0.4	1	U	UG/L
	OT-29-TB02-JUNE2015		TB	320-13610-1	1,1,2,2-Tetrachloroethane	6/26/2015	0.4	0.15	0.4	1	U	UG/L
	OT-29-TB02-JUNE2015		TB	320-13610-1	1,1,2-Trichloro-1,2,2-trifluoroethane	6/26/2015	1	0.25	1	2	U	UG/L
	OT-29-TB02-JUNE2015		TB	320-13610-1	1,1,2-Trichloroethane	6/26/2015	0.8	0.31	0.8	1	U	UG/L
	OT-29-TB02-JUNE2015		TB	320-13610-1	1,1-Dichloroethane	6/26/2015	0.4	0.15	0.4	1	U	UG/L
	OT-29-TB02-JUNE2015		TB	320-13610-1	1,1-Dichloroethene	6/26/2015	0.4	0.14	0.4	1	U	UG/L
	OT-29-TB02-JUNE2015		TB	320-13610-1	1,2,3-Trichlorobenzene	6/26/2015	0.4	0.14	0.4	1	U	UG/L
	OT-29-TB02-JUNE2015		TB	320-13610-1	1,2,4-Trichlorobenzene	6/26/2015	0.4	0.1	0.4	1	U	UG/L
	OT-29-TB02-JUNE2015		TB	320-13610-1	1,2,4-Trimethylbenzene	6/26/2015	0.4	0.12	0.4	1	U	UG/L
	OT-29-TB02-JUNE2015		TB	320-13610-1	1,2-Dichlorobenzene	6/26/2015	0.4	0.14	0.4	1	U	UG/L
	OT-29-TB02-JUNE2015		TB	320-13610-1	1,2-Dichloroethane	6/26/2015	0.5	0.22	0.5	1	U	UG/L
	OT-29-TB02-JUNE2015		TB	320-13610-1	1,2-Dichloropropane	6/26/2015	0.4	0.15	0.4	1	U	UG/L
	OT-29-TB02-JUNE2015		TB	320-13610-1	1,3,5-Trimethylbenzene	6/26/2015	0.4	0.14	0.4	1	U	UG/L
	OT-29-TB02-JUNE2015		TB	320-13610-1	1,3-Dichlorobenzene	6/26/2015	0.4	0.11	0.4	1	U	UG/L
	OT-29-TB02-JUNE2015		TB	320-13610-1	1,4-Dichlorobenzene	6/26/2015	0.4	0.13	0.4	1	U	UG/L
	OT-29-TB02-JUNE2015		TB	320-13610-1	2-Butanone (MEK)	6/26/2015	0.8	0.35	0.8	2	U	UG/L
	OT-29-TB02-JUNE2015		TB	320-13610-1	2-Hexanone	6/26/2015	0.4	0.17	0.4	2	U	UG/L
	OT-29-TB02-JUNE2015		TB	320-13610-1	4-Methyl-2-pentanone (MIBK)	6/26/2015	0.4	0.18	0.4	2	U	UG/L
	OT-29-TB02-JUNE2015		TB	320-13610-1	Acetone	6/26/2015	5	2.1	5	10	U	UG/L
	OT-29-TB02-JUNE2015		TB	320-13610-1	Benzene	6/26/2015	0.4	0.13	0.4	1	U	UG/L
	OT-29-TB02-JUNE2015		TB	320-13610-1	Bromochloromethane	6/26/2015	0.4	0.14	0.4	1	U	UG/L

Table 5. Trip and Method Blank Data Summary for Groundwater Samples for the Open Detonation Unit, Kirtland Air Force Base, June 2015

Method	Blank ID	Matrix	Blank Type*	SDG	Analyte	Analysis Date	Result	DL	LOD	LOQ	Flag	Units
SW8260B												
	OT-29-TB02-JUNE2015	WATER	TB	320-13610-1	Bromodichloromethane	6/26/2015	0.4	0.14	0.4	1	U	UG/L
	OT-29-TB02-JUNE2015		TB	320-13610-1	Bromoform	6/26/2015	0.4	0.1	0.4	1	U	UG/L
	OT-29-TB02-JUNE2015		TB	320-13610-1	Bromomethane	6/26/2015	0.8	0.29	0.8	1	U	UG/L
	OT-29-TB02-JUNE2015		TB	320-13610-1	Carbon disulfide	6/26/2015	0.4	0.16	0.4	2	U	UG/L
	OT-29-TB02-JUNE2015		TB	320-13610-1	Carbon tetrachloride	6/26/2015	0.4	0.15	0.4	1	U	UG/L
	OT-29-TB02-JUNE2015		TB	320-13610-1	Chlorobenzene	6/26/2015	0.4	0.12	0.4	1	U	UG/L
	OT-29-TB02-JUNE2015		TB	320-13610-1	Chloroethane	6/26/2015	0.8	0.34	0.8	1	U	UG/L
	OT-29-TB02-JUNE2015		TB	320-13610-1	Chloroform	6/26/2015	0.4	0.12	0.4	1	U	UG/L
	OT-29-TB02-JUNE2015		TB	320-13610-1	Chloromethane	6/26/2015	0.8	0.25	0.8	1	U	UG/L
	OT-29-TB02-JUNE2015		TB	320-13610-1	cis-1,2-Dichloroethene	6/26/2015	0.4	0.1	0.4	1	U	UG/L
	OT-29-TB02-JUNE2015		TB	320-13610-1	cis-1,3-Dichloropropene	6/26/2015	0.8	0.22	0.8	1	U	UG/L
	OT-29-TB02-JUNE2015		TB	320-13610-1	Cyclohexane TIC	6/26/2015	1	1	1	10	U	UG/L
	OT-29-TB02-JUNE2015		TB	320-13610-1	Dibromochloromethane	6/26/2015	0.4	0.13	0.4	1	U	UG/L
	OT-29-TB02-JUNE2015		TB	320-13610-1	Dichlorodifluoromethane	6/26/2015	0.4	0.16	0.4	1	U	UG/L
	OT-29-TB02-JUNE2015		TB	320-13610-1	Ethylbenzene	6/26/2015	0.4	0.15	0.4	1	U	UG/L
	OT-29-TB02-JUNE2015		TB	320-13610-1	Isopropylbenzene	6/26/2015	0.4	0.12	0.4	1	U	UG/L
	OT-29-TB02-JUNE2015		TB	320-13610-1	Methyl Acetate TIC	6/26/2015	1	1	1	10	U	UG/L
	OT-29-TB02-JUNE2015		TB	320-13610-1	Methyl cyclohexane TIC	6/26/2015	1	1	1	10	U	UG/L
	OT-29-TB02-JUNE2015		TB	320-13610-1	Methyl tert-butyl ether	6/26/2015	0.4	0.19	0.4	2	U	UG/L
	OT-29-TB02-JUNE2015		TB	320-13610-1	Methylene Chloride	6/26/2015	0.8	0.35	0.8	1	U	UG/L
	OT-29-TB02-JUNE2015		TB	320-13610-1	m-Xylene & p-Xylene	6/26/2015	0.4	0.18	0.4	1	U	UG/L
	OT-29-TB02-JUNE2015		TB	320-13610-1	Naphthalene	6/26/2015	0.4	0.15	0.4	1	U	UG/L
	OT-29-TB02-JUNE2015		TB	320-13610-1	o-Xylene	6/26/2015	0.4	0.1	0.4	1	U	UG/L
	OT-29-TB02-JUNE2015		TB	320-13610-1	Styrene	6/26/2015	0.4	0.15	0.4	1	U	UG/L
	OT-29-TB02-JUNE2015		TB	320-13610-1	Tetrachloroethene	6/26/2015	0.4	0.15	0.4	1	U	UG/L
	OT-29-TB02-JUNE2015		TB	320-13610-1	Toluene	6/26/2015	0.8	0.25	0.8	1	U	UG/L
	OT-29-TB02-JUNE2015		TB	320-13610-1	trans-1,2-Dichloroethene	6/26/2015	0.4	0.11	0.4	1	U	UG/L
	OT-29-TB02-JUNE2015		TB	320-13610-1	trans-1,3-Dichloropropene	6/26/2015	0.4	0.15	0.4	1	U	UG/L
	OT-29-TB02-JUNE2015		TB	320-13610-1	Trichloroethene	6/26/2015	0.4	0.13	0.4	1	U	UG/L
	OT-29-TB02-JUNE2015		TB	320-13610-1	Trichlorofluoromethane	6/26/2015	0.8	0.23	0.8	1	U	UG/L
	OT-29-TB02-JUNE2015		TB	320-13610-1	Vinyl chloride	6/26/2015	0.8	0.22	0.8	1	U	UG/L
	OT-29-TB03-JUNE2015		TB	320-13633-1	1,1,1-Trichloroethane	6/26/2015	0.4	0.19	0.4	1	U	UG/L
	OT-29-TB03-JUNE2015		TB	320-13633-1	1,1,2,2-Tetrachloroethane	6/26/2015	0.4	0.15	0.4	1	U	UG/L

Table 5. Trip and Method Blank Data Summary for Groundwater Samples for the Open Detonation Unit, Kirtland Air Force Base, June 2015

Method	Blank ID	Matrix	Blank Type*	SDG	Analyte	Analysis Date	Result	DL	LOD	LOQ	Flag	Units
SW8260B												
	OT-29-TB03-JUNE2015	WATER	TB	320-13633-1	1,1,2-Trichloro-1,2,2-trifluoroethane	6/26/2015	1	0.25	1	2	U	UG/L
	OT-29-TB03-JUNE2015		TB	320-13633-1	1,1,2-Trichloroethane	6/26/2015	0.8	0.31	0.8	1	U	UG/L
	OT-29-TB03-JUNE2015		TB	320-13633-1	1,1-Dichloroethane	6/26/2015	0.4	0.15	0.4	1	U	UG/L
	OT-29-TB03-JUNE2015		TB	320-13633-1	1,1-Dichloroethene	6/26/2015	0.4	0.14	0.4	1	U	UG/L
	OT-29-TB03-JUNE2015		TB	320-13633-1	1,2,3-Trichlorobenzene	6/26/2015	0.4	0.14	0.4	1	U	UG/L
	OT-29-TB03-JUNE2015		TB	320-13633-1	1,2,4-Trichlorobenzene	6/26/2015	0.4	0.1	0.4	1	U	UG/L
	OT-29-TB03-JUNE2015		TB	320-13633-1	1,2,4-Trimethylbenzene	6/26/2015	0.4	0.12	0.4	1	U	UG/L
	OT-29-TB03-JUNE2015		TB	320-13633-1	1,2-Dichlorobenzene	6/26/2015	0.4	0.14	0.4	1	U	UG/L
	OT-29-TB03-JUNE2015		TB	320-13633-1	1,2-Dichloroethane	6/26/2015	0.5	0.22	0.5	1	U	UG/L
	OT-29-TB03-JUNE2015		TB	320-13633-1	1,2-Dichloropropane	6/26/2015	0.4	0.15	0.4	1	U	UG/L
	OT-29-TB03-JUNE2015		TB	320-13633-1	1,3,5-Trimethylbenzene	6/26/2015	0.4	0.14	0.4	1	U	UG/L
	OT-29-TB03-JUNE2015		TB	320-13633-1	1,3-Dichlorobenzene	6/26/2015	0.4	0.11	0.4	1	U	UG/L
	OT-29-TB03-JUNE2015		TB	320-13633-1	1,4-Dichlorobenzene	6/26/2015	0.4	0.13	0.4	1	U	UG/L
	OT-29-TB03-JUNE2015		TB	320-13633-1	2-Butanone (MEK)	6/26/2015	0.8	0.35	0.8	2	U	UG/L
	OT-29-TB03-JUNE2015		TB	320-13633-1	2-Hexanone	6/26/2015	0.4	0.17	0.4	2	U	UG/L
	OT-29-TB03-JUNE2015		TB	320-13633-1	4-Methyl-2-pentanone (MIBK)	6/26/2015	0.4	0.18	0.4	2	U	UG/L
	OT-29-TB03-JUNE2015		TB	320-13633-1	Acetone	6/26/2015	5	2.1	5	10	U	UG/L
	OT-29-TB03-JUNE2015		TB	320-13633-1	Benzene	6/26/2015	0.4	0.13	0.4	1	U	UG/L
	OT-29-TB03-JUNE2015		TB	320-13633-1	Bromochloromethane	6/26/2015	0.4	0.14	0.4	1	U	UG/L
	OT-29-TB03-JUNE2015		TB	320-13633-1	Bromodichloromethane	6/26/2015	0.4	0.14	0.4	1	U	UG/L
	OT-29-TB03-JUNE2015		TB	320-13633-1	Bromoform	6/26/2015	0.4	0.1	0.4	1	U	UG/L
	OT-29-TB03-JUNE2015		TB	320-13633-1	Bromomethane	6/26/2015	0.8	0.29	0.8	1	U	UG/L
	OT-29-TB03-JUNE2015		TB	320-13633-1	Carbon disulfide	6/26/2015	0.4	0.16	0.4	2	U	UG/L
	OT-29-TB03-JUNE2015		TB	320-13633-1	Carbon tetrachloride	6/26/2015	0.4	0.15	0.4	1	U	UG/L
	OT-29-TB03-JUNE2015		TB	320-13633-1	Chlorobenzene	6/26/2015	0.4	0.12	0.4	1	U	UG/L
	OT-29-TB03-JUNE2015		TB	320-13633-1	Chloroethane	6/26/2015	0.8	0.34	0.8	1	U	UG/L
	OT-29-TB03-JUNE2015		TB	320-13633-1	Chloroform	6/26/2015	0.4	0.12	0.4	1	U	UG/L
	OT-29-TB03-JUNE2015		TB	320-13633-1	Chloromethane	6/26/2015	0.8	0.25	0.8	1	U	UG/L
	OT-29-TB03-JUNE2015		TB	320-13633-1	cis-1,2-Dichloroethene	6/26/2015	0.4	0.1	0.4	1	U	UG/L
	OT-29-TB03-JUNE2015		TB	320-13633-1	cis-1,3-Dichloropropene	6/26/2015	0.8	0.22	0.8	1	U	UG/L
	OT-29-TB03-JUNE2015		TB	320-13633-1	Cyclohexane TIC	6/26/2015	1	1	1	10	U	UG/L
	OT-29-TB03-JUNE2015		TB	320-13633-1	Dibromochloromethane	6/26/2015	0.4	0.13	0.4	1	U	UG/L
	OT-29-TB03-JUNE2015		TB	320-13633-1	Dichlorodifluoromethane	6/26/2015	0.4	0.16	0.4	1	U	UG/L

Table 5. Trip and Method Blank Data Summary for Groundwater Samples for the Open Detonation Unit, Kirtland Air Force Base, June 2015

Method	Blank ID	Matrix	Blank Type*	SDG	Analyte	Analysis Date	Result	DL	LOD	LOQ	Flag	Units
SW8260B												
	OT-29-TB03-JUNE2015	WATER	TB	320-13633-1	Ethylbenzene	6/26/2015	0.4	0.15	0.4	1	U	UG/L
	OT-29-TB03-JUNE2015		TB	320-13633-1	Isopropylbenzene	6/26/2015	0.4	0.12	0.4	1	U	UG/L
	OT-29-TB03-JUNE2015		TB	320-13633-1	Methyl Acetate TIC	6/26/2015	1	1	1	10	U	UG/L
	OT-29-TB03-JUNE2015		TB	320-13633-1	Methyl cyclohexane TIC	6/26/2015	1	1	1	10	U	UG/L
	OT-29-TB03-JUNE2015		TB	320-13633-1	Methyl tert-butyl ether	6/26/2015	0.4	0.19	0.4	2	U	UG/L
	OT-29-TB03-JUNE2015		TB	320-13633-1	Methylene Chloride	6/26/2015	0.8	0.35	0.8	1	U	UG/L
	OT-29-TB03-JUNE2015		TB	320-13633-1	m-Xylene & p-Xylene	6/26/2015	0.4	0.18	0.4	1	U	UG/L
	OT-29-TB03-JUNE2015		TB	320-13633-1	Naphthalene	6/26/2015	0.4	0.15	0.4	1	U	UG/L
	OT-29-TB03-JUNE2015		TB	320-13633-1	o-Xylene	6/26/2015	0.4	0.1	0.4	1	U	UG/L
	OT-29-TB03-JUNE2015		TB	320-13633-1	Styrene	6/26/2015	0.4	0.15	0.4	1	U	UG/L
	OT-29-TB03-JUNE2015		TB	320-13633-1	Tetrachloroethene	6/26/2015	0.4	0.15	0.4	1	U	UG/L
	OT-29-TB03-JUNE2015		TB	320-13633-1	Toluene	6/26/2015	0.8	0.25	0.8	1	U	UG/L
	OT-29-TB03-JUNE2015		TB	320-13633-1	trans-1,2-Dichloroethene	6/26/2015	0.4	0.11	0.4	1	U	UG/L
	OT-29-TB03-JUNE2015		TB	320-13633-1	trans-1,3-Dichloropropene	6/26/2015	0.4	0.15	0.4	1	U	UG/L
	OT-29-TB03-JUNE2015		TB	320-13633-1	Trichloroethene	6/26/2015	0.4	0.13	0.4	1	U	UG/L
	OT-29-TB03-JUNE2015		TB	320-13633-1	Trichlorofluoromethane	6/26/2015	0.8	0.23	0.8	1	U	UG/L
	OT-29-TB03-JUNE2015		TB	320-13633-1	Vinyl chloride	6/26/2015	0.8	0.22	0.8	1	U	UG/L
	OT-29-TB04-JUNE2015		TB	320-13722-1	1,1,1-Trichloroethane	7/7/2015	0.4	0.19	0.4	1	U	UG/L
	OT-29-TB04-JUNE2015		TB	320-13722-1	1,1,2,2-Tetrachloroethane	7/7/2015	0.4	0.15	0.4	1	U	UG/L
	OT-29-TB04-JUNE2015		TB	320-13722-1	1,1,2-Trichloro-1,2,2-trifluoroethane	7/7/2015	1	0.25	1	2	U	UG/L
	OT-29-TB04-JUNE2015		TB	320-13722-1	1,1,2-Trichloroethane	7/7/2015	0.8	0.31	0.8	1	U	UG/L
	OT-29-TB04-JUNE2015		TB	320-13722-1	1,1-Dichloroethane	7/7/2015	0.4	0.15	0.4	1	U	UG/L
	OT-29-TB04-JUNE2015		TB	320-13722-1	1,1-Dichloroethene	7/7/2015	0.4	0.14	0.4	1	U	UG/L
	OT-29-TB04-JUNE2015		TB	320-13722-1	1,2,3-Trichlorobenzene	7/7/2015	0.4	0.14	0.4	1	U	UG/L
	OT-29-TB04-JUNE2015		TB	320-13722-1	1,2,4-Trichlorobenzene	7/7/2015	0.4	0.1	0.4	1	U	UG/L
	OT-29-TB04-JUNE2015		TB	320-13722-1	1,2,4-Trimethylbenzene	7/7/2015	0.4	0.12	0.4	1	U	UG/L
	OT-29-TB04-JUNE2015		TB	320-13722-1	1,2-Dichlorobenzene	7/7/2015	0.4	0.14	0.4	1	U	UG/L
	OT-29-TB04-JUNE2015		TB	320-13722-1	1,2-Dichloroethane	7/7/2015	0.5	0.22	0.5	1	U	UG/L
	OT-29-TB04-JUNE2015		TB	320-13722-1	1,2-Dichloropropane	7/7/2015	0.4	0.15	0.4	1	U	UG/L
	OT-29-TB04-JUNE2015		TB	320-13722-1	1,3,5-Trimethylbenzene	7/7/2015	0.4	0.14	0.4	1	U	UG/L
	OT-29-TB04-JUNE2015		TB	320-13722-1	1,3-Dichlorobenzene	7/7/2015	0.4	0.11	0.4	1	U	UG/L
	OT-29-TB04-JUNE2015		TB	320-13722-1	1,4-Dichlorobenzene	7/7/2015	0.4	0.13	0.4	1	U	UG/L
	OT-29-TB04-JUNE2015		TB	320-13722-1	2-Butanone (MEK)	7/7/2015	0.8	0.35	0.8	2	U	UG/L

Table 5. Trip and Method Blank Data Summary for Groundwater Samples for the Open Detonation Unit, Kirtland Air Force Base, June 2015

Method	Blank ID	Matrix	Blank Type*	SDG	Analyte	Analysis Date	Result	DL	LOD	LOQ	Flag	Units
SW8260B												
	OT-29-TB04-JUNE2015	WATER	TB	320-13722-1	2-Hexanone	7/7/2015	0.4	0.17	0.4	2	U	UG/L
	OT-29-TB04-JUNE2015		TB	320-13722-1	4-Methyl-2-pentanone (MIBK)	7/7/2015	0.4	0.18	0.4	2	U	UG/L
	OT-29-TB04-JUNE2015		TB	320-13722-1	Acetone	7/7/2015	5	2.1	5	10	U	UG/L
	OT-29-TB04-JUNE2015		TB	320-13722-1	Benzene	7/7/2015	0.4	0.13	0.4	1	U	UG/L
	OT-29-TB04-JUNE2015		TB	320-13722-1	Bromochloromethane	7/7/2015	0.4	0.14	0.4	1	U	UG/L
	OT-29-TB04-JUNE2015		TB	320-13722-1	Bromodichloromethane	7/7/2015	0.4	0.14	0.4	1	U	UG/L
	OT-29-TB04-JUNE2015		TB	320-13722-1	Bromoform	7/7/2015	0.4	0.1	0.4	1	U	UG/L
	OT-29-TB04-JUNE2015		TB	320-13722-1	Bromomethane	7/7/2015	0.8	0.29	0.8	1	U	UG/L
	OT-29-TB04-JUNE2015		TB	320-13722-1	Carbon disulfide	7/7/2015	0.4	0.16	0.4	2	U	UG/L
	OT-29-TB04-JUNE2015		TB	320-13722-1	Carbon tetrachloride	7/7/2015	0.4	0.15	0.4	1	U	UG/L
	OT-29-TB04-JUNE2015		TB	320-13722-1	Chlorobenzene	7/7/2015	0.4	0.12	0.4	1	U	UG/L
	OT-29-TB04-JUNE2015		TB	320-13722-1	Chloroethane	7/7/2015	0.8	0.34	0.8	1	U	UG/L
	OT-29-TB04-JUNE2015		TB	320-13722-1	Chloroform	7/7/2015	0.4	0.12	0.4	1	U	UG/L
	OT-29-TB04-JUNE2015		TB	320-13722-1	Chloromethane	7/7/2015	0.8	0.25	0.8	1	U	UG/L
	OT-29-TB04-JUNE2015		TB	320-13722-1	cis-1,2-Dichloroethene	7/7/2015	0.4	0.1	0.4	1	U	UG/L
	OT-29-TB04-JUNE2015		TB	320-13722-1	cis-1,3-Dichloropropene	7/7/2015	0.8	0.22	0.8	1	U	UG/L
	OT-29-TB04-JUNE2015		TB	320-13722-1	Cyclohexane TIC	7/7/2015	1	1	1	10	U	UG/L
	OT-29-TB04-JUNE2015		TB	320-13722-1	Dibromochloromethane	7/7/2015	0.4	0.13	0.4	1	U	UG/L
	OT-29-TB04-JUNE2015		TB	320-13722-1	Dichlorodifluoromethane	7/7/2015	0.4	0.16	0.4	1	U	UG/L
	OT-29-TB04-JUNE2015		TB	320-13722-1	Ethylbenzene	7/7/2015	0.4	0.15	0.4	1	U	UG/L
	OT-29-TB04-JUNE2015		TB	320-13722-1	Isopropylbenzene	7/7/2015	0.4	0.12	0.4	1	U	UG/L
	OT-29-TB04-JUNE2015		TB	320-13722-1	Methyl Acetate TIC	7/7/2015	1	1	1	10	U	UG/L
	OT-29-TB04-JUNE2015		TB	320-13722-1	Methyl cyclohexane TIC	7/7/2015	1	1	1	10	U	UG/L
	OT-29-TB04-JUNE2015		TB	320-13722-1	Methyl tert-butyl ether	7/7/2015	0.4	0.19	0.4	2	U	UG/L
	OT-29-TB04-JUNE2015		TB	320-13722-1	Methylene Chloride	7/7/2015	0.8	0.35	0.8	1	U	UG/L
	OT-29-TB04-JUNE2015		TB	320-13722-1	m-Xylene & p-Xylene	7/7/2015	0.4	0.18	0.4	1	U	UG/L
	OT-29-TB04-JUNE2015		TB	320-13722-1	Naphthalene	7/7/2015	0.4	0.15	0.4	1	U	UG/L
	OT-29-TB04-JUNE2015		TB	320-13722-1	o-Xylene	7/7/2015	0.4	0.1	0.4	1	U	UG/L
	OT-29-TB04-JUNE2015		TB	320-13722-1	Styrene	7/7/2015	0.4	0.15	0.4	1	U	UG/L
	OT-29-TB04-JUNE2015		TB	320-13722-1	Tetrachloroethene	7/7/2015	0.4	0.15	0.4	1	U	UG/L
	OT-29-TB04-JUNE2015		TB	320-13722-1	Toluene	7/7/2015	0.8	0.25	0.8	1	U	UG/L
	OT-29-TB04-JUNE2015		TB	320-13722-1	trans-1,2-Dichloroethene	7/7/2015	0.4	0.11	0.4	1	U	UG/L
	OT-29-TB04-JUNE2015		TB	320-13722-1	trans-1,3-Dichloropropene	7/7/2015	0.4	0.15	0.4	1	U	UG/L

Table 5. Trip and Method Blank Data Summary for Groundwater Samples for the Open Detonation Unit, Kirtland Air Force Base, June 2015

Method	Blank ID	Matrix	Blank Type*	SDG	Analyte	Analysis Date	Result	DL	LOD	LOQ	Flag	Units
SW8260B												
	OT-29-TB04-JUNE2015	WATER	TB	320-13722-1	Trichloroethene	7/7/2015	0.4	0.13	0.4	1	U	UG/L
	OT-29-TB04-JUNE2015		TB	320-13722-1	Trichlorofluoromethane	7/7/2015	0.8	0.23	0.8	1	U	UG/L
	OT-29-TB04-JUNE2015		TB	320-13722-1	Vinyl chloride	7/7/2015	0.8	0.22	0.8	1	U	UG/L
SW8270												
	MB 320-78052/1-A	WATER	LB	320-13633-1	1,2,4,5-Tetrachlorobenzene	6/30/2015	3	1	3	10	U	UG/L
	MB 320-78052/1-A		LB	320-13610-1	1,2,4,5-Tetrachlorobenzene	6/30/2015	3	1	3	10	U	UG/L
	MB 320-78052/1-A		LB	320-13589-1	1,2,4,5-Tetrachlorobenzene	6/30/2015	3	1	3	10	U	UG/L
	MB 320-78052/1-A		LB	320-13610-1	2,4,5-Trichlorophenol	6/30/2015	6	2	6	10	U	UG/L
	MB 320-78052/1-A		LB	320-13589-1	2,4,5-Trichlorophenol	6/30/2015	6	2	6	10	U	UG/L
	MB 320-78052/1-A		LB	320-13633-1	2,4,5-Trichlorophenol	6/30/2015	6	2	6	10	U	UG/L
	MB 320-78052/1-A		LB	320-13589-1	2,4,6-Trichlorophenol	6/30/2015	6	2	6	10	U	UG/L
	MB 320-78052/1-A		LB	320-13633-1	2,4,6-Trichlorophenol	6/30/2015	6	2	6	10	U	UG/L
	MB 320-78052/1-A		LB	320-13610-1	2,4,6-Trichlorophenol	6/30/2015	6	2	6	10	U	UG/L
	MB 320-78052/1-A		LB	320-13589-1	2,4-Dichlorophenol	6/30/2015	6	2.6	6	10	U	UG/L
	MB 320-78052/1-A		LB	320-13633-1	2,4-Dichlorophenol	6/30/2015	6	2.6	6	10	U	UG/L
	MB 320-78052/1-A		LB	320-13610-1	2,4-Dichlorophenol	6/30/2015	6	2.6	6	10	U	UG/L
	MB 320-78052/1-A		LB	320-13589-1	2,4-Dimethylphenol	6/30/2015	6	2.2	6	10	U	UG/L
	MB 320-78052/1-A		LB	320-13610-1	2,4-Dimethylphenol	6/30/2015	6	2.2	6	10	U	UG/L
	MB 320-78052/1-A		LB	320-13633-1	2,4-Dimethylphenol	6/30/2015	6	2.2	6	10	U	UG/L
	MB 320-78052/1-A		LB	320-13589-1	2,4-Dinitrotoluene	6/30/2015	6	2	6	10	U	UG/L
	MB 320-78052/1-A		LB	320-13633-1	2,4-Dinitrotoluene	6/30/2015	6	2	6	10	U	UG/L
	MB 320-78052/1-A		LB	320-13610-1	2,4-Dinitrotoluene	6/30/2015	6	2	6	10	U	UG/L
	MB 320-78052/1-A		LB	320-13610-1	2,6-Dichlorophenol	6/30/2015	6	1.9	6	15	U	UG/L
	MB 320-78052/1-A		LB	320-13589-1	2,6-Dichlorophenol	6/30/2015	6	1.9	6	15	U	UG/L
	MB 320-78052/1-A		LB	320-13633-1	2,6-Dichlorophenol	6/30/2015	6	1.9	6	15	U	UG/L
	MB 320-78052/1-A		LB	320-13610-1	2,6-Dinitrotoluene	6/30/2015	6	2	6	10	U	UG/L
	MB 320-78052/1-A		LB	320-13589-1	2,6-Dinitrotoluene	6/30/2015	6	2	6	10	U	UG/L
	MB 320-78052/1-A		LB	320-13633-1	2,6-Dinitrotoluene	6/30/2015	6	2	6	10	U	UG/L
	MB 320-78052/1-A		LB	320-13589-1	2-Chloronaphthalene	6/30/2015	3	1.3	3	10	U	UG/L
	MB 320-78052/1-A		LB	320-13633-1	2-Chloronaphthalene	6/30/2015	3	1.3	3	10	U	UG/L
	MB 320-78052/1-A		LB	320-13610-1	2-Chloronaphthalene	6/30/2015	3	1.3	3	10	U	UG/L
	MB 320-78052/1-A		LB	320-13589-1	2-Chlorophenol	6/30/2015	6	1.6	6	10	U	UG/L
	MB 320-78052/1-A		LB	320-13633-1	2-Chlorophenol	6/30/2015	6	1.6	6	10	U	UG/L

Table 5. Trip and Method Blank Data Summary for Groundwater Samples for the Open Detonation Unit, Kirtland Air Force Base, June 2015

Method	Blank ID	Matrix	Blank Type*	SDG	Analyte	Analysis Date	Result	DL	LOD	LOQ	Flag	Units
SW8270												
	MB 320-78052/1-A	WATER	LB	320-13610-1	2-Chlorophenol	6/30/2015	6	1.6	6	10	U	UG/L
	MB 320-78052/1-A		LB	320-13610-1	2-Methylphenol	6/30/2015	3	0.93	3	10	U	UG/L
	MB 320-78052/1-A		LB	320-13633-1	2-Methylphenol	6/30/2015	3	0.93	3	10	U	UG/L
	MB 320-78052/1-A		LB	320-13589-1	2-Methylphenol	6/30/2015	3	0.93	3	10	U	UG/L
	MB 320-78052/1-A		LB	320-13610-1	2-Nitroaniline	6/30/2015	6	2	6	50	U	UG/L
	MB 320-78052/1-A		LB	320-13633-1	2-Nitroaniline	6/30/2015	6	2	6	50	U	UG/L
	MB 320-78052/1-A		LB	320-13589-1	2-Nitroaniline	6/30/2015	6	2	6	50	U	UG/L
	MB 320-78052/1-A		LB	320-13610-1	2-Nitrophenol	6/30/2015	6	1.9	6	10	U	UG/L
	MB 320-78052/1-A		LB	320-13633-1	2-Nitrophenol	6/30/2015	6	1.9	6	10	U	UG/L
	MB 320-78052/1-A		LB	320-13589-1	2-Nitrophenol	6/30/2015	6	1.9	6	10	U	UG/L
	MB 320-78052/1-A		LB	320-13633-1	3,3'-Dichlorobenzidine	6/30/2015	3	0.96	3	50	U	UG/L
	MB 320-78052/1-A		LB	320-13610-1	3,3'-Dichlorobenzidine	6/30/2015	3	0.96	3	50	U	UG/L
	MB 320-78052/1-A		LB	320-13589-1	3,3'-Dichlorobenzidine	6/30/2015	3	0.96	3	50	U	UG/L
	MB 320-78052/1-A		LB	320-13633-1	3-Methylphenol & 4-Methylphenol	6/30/2015	3	1.2	3	10	U	UG/L
	MB 320-78052/1-A		LB	320-13589-1	3-Methylphenol & 4-Methylphenol	6/30/2015	3	1.2	3	10	U	UG/L
	MB 320-78052/1-A		LB	320-13610-1	3-Methylphenol & 4-Methylphenol	6/30/2015	3	1.2	3	10	U	UG/L
	MB 320-78052/1-A		LB	320-13610-1	3-Nitroaniline	6/30/2015	3	1.4	3	50	U	UG/L
	MB 320-78052/1-A		LB	320-13633-1	3-Nitroaniline	6/30/2015	3	1.4	3	50	U	UG/L
	MB 320-78052/1-A		LB	320-13589-1	3-Nitroaniline	6/30/2015	3	1.4	3	50	U	UG/L
	MB 320-78052/1-A		LB	320-13633-1	4,6-Dinitro-2-methylphenol	6/30/2015	6	2.2	6	60	U	UG/L
	MB 320-78052/1-A		LB	320-13589-1	4,6-Dinitro-2-methylphenol	6/30/2015	6	2.2	6	60	U	UG/L
	MB 320-78052/1-A		LB	320-13610-1	4,6-Dinitro-2-methylphenol	6/30/2015	6	2.2	6	60	U	UG/L
	MB 320-78052/1-A		LB	320-13610-1	4-Bromophenyl phenyl ether	6/30/2015	3	1.1	3	10	U	UG/L
	MB 320-78052/1-A		LB	320-13589-1	4-Bromophenyl phenyl ether	6/30/2015	3	1.1	3	10	U	UG/L
	MB 320-78052/1-A		LB	320-13633-1	4-Bromophenyl phenyl ether	6/30/2015	3	1.1	3	10	U	UG/L
	MB 320-78052/1-A		LB	320-13610-1	4-Chloro-3-methylphenol	6/30/2015	6	2	6	10	U	UG/L
	MB 320-78052/1-A		LB	320-13589-1	4-Chloro-3-methylphenol	6/30/2015	6	2	6	10	U	UG/L
	MB 320-78052/1-A		LB	320-13633-1	4-Chloro-3-methylphenol	6/30/2015	6	2	6	10	U	UG/L
	MB 320-78052/1-A		LB	320-13589-1	4-Chloroaniline	6/30/2015	6	2	6	10	U	UG/L
	MB 320-78052/1-A		LB	320-13633-1	4-Chloroaniline	6/30/2015	6	2	6	10	U	UG/L
	MB 320-78052/1-A		LB	320-13610-1	4-Chloroaniline	6/30/2015	6	2	6	10	U	UG/L
	MB 320-78052/1-A		LB	320-13633-1	4-Chlorophenyl phenyl ether	6/30/2015	3	1.1	3	10	U	UG/L
	MB 320-78052/1-A		LB	320-13589-1	4-Chlorophenyl phenyl ether	6/30/2015	3	1.1	3	10	U	UG/L

Table 5. Trip and Method Blank Data Summary for Groundwater Samples for the Open Detonation Unit, Kirtland Air Force Base, June 2015

Method	Blank ID	Matrix	Blank Type*	SDG	Analyte	Analysis Date	Result	DL	LOD	LOQ	Flag	Units
SW8270												
	MB 320-78052/1-A	WATER	LB	320-13610-1	4-Chlorophenyl phenyl ether	6/30/2015	3	1.1	3	10	U	UG/L
	MB 320-78052/1-A		LB	320-13589-1	4-Nitroaniline	6/30/2015	3	1.5	3	50	U	UG/L
	MB 320-78052/1-A		LB	320-13610-1	4-Nitroaniline	6/30/2015	3	1.5	3	50	U	UG/L
	MB 320-78052/1-A		LB	320-13633-1	4-Nitroaniline	6/30/2015	3	1.5	3	50	U	UG/L
	MB 320-78052/1-A		LB	320-13633-1	4-Nitrophenol	6/30/2015	20	6.1	20	60	U	UG/L
	MB 320-78052/1-A		LB	320-13589-1	4-Nitrophenol	6/30/2015	20	6.1	20	60	U	UG/L
	MB 320-78052/1-A		LB	320-13610-1	4-Nitrophenol	6/30/2015	20	6.1	20	60	U	UG/L
	MB 320-78052/1-A		LB	320-13610-1	Acetophenone	6/30/2015	10	0.78	10	10	U	UG/L
	MB 320-78052/1-A		LB	320-13589-1	Acetophenone	6/30/2015	10	0.78	10	10	U	UG/L
	MB 320-78052/1-A		LB	320-13633-1	Acetophenone	6/30/2015	10	0.78	10	10	U	UG/L
	MB 320-78052/1-A		LB	320-13610-1	Atrazine TIC	6/30/2015	50	50	50	50	U	UG/L
	MB 320-78052/1-A		LB	320-13633-1	Atrazine TIC	6/30/2015	50	50	50	50	U	UG/L
	MB 320-78052/1-A		LB	320-13589-1	Atrazine TIC	6/30/2015	50	50	50	50	U	UG/L
	MB 320-78052/1-A		LB	320-13610-1	Azobenzene	6/30/2015	3	1	3	10	U	UG/L
	MB 320-78052/1-A		LB	320-13633-1	Azobenzene	6/30/2015	3	1	3	10	U	UG/L
	MB 320-78052/1-A		LB	320-13589-1	Azobenzene	6/30/2015	3	1	3	10	U	UG/L
	MB 320-78052/1-A		LB	320-13633-1	Benzaldehyde	6/30/2015	20	8.4	20	20	U	UG/L
	MB 320-78052/1-A		LB	320-13610-1	Benzaldehyde	6/30/2015	20	8.4	20	20	U	UG/L
	MB 320-78052/1-A		LB	320-13589-1	Benzaldehyde	6/30/2015	20	8.4	20	20	U	UG/L
	MB 320-78052/1-A		LB	320-13633-1	Biphenyl	6/30/2015	10	5	10	15	U	UG/L
	MB 320-78052/1-A		LB	320-13589-1	Biphenyl	6/30/2015	10	5	10	15	U	UG/L
	MB 320-78052/1-A		LB	320-13610-1	Biphenyl	6/30/2015	10	5	10	15	U	UG/L
	MB 320-78052/1-A		LB	320-13633-1	bis (2-chloroisopropyl) ether	6/30/2015	3	1.3	3	10	U	UG/L
	MB 320-78052/1-A		LB	320-13589-1	bis (2-chloroisopropyl) ether	6/30/2015	3	1.3	3	10	U	UG/L
	MB 320-78052/1-A		LB	320-13610-1	bis (2-chloroisopropyl) ether	6/30/2015	3	1.3	3	10	U	UG/L
	MB 320-78052/1-A		LB	320-13633-1	Bis(2-chloroethoxy)methane	6/30/2015	3	1	3	10	U	UG/L
	MB 320-78052/1-A		LB	320-13589-1	Bis(2-chloroethoxy)methane	6/30/2015	3	1	3	10	U	UG/L
	MB 320-78052/1-A		LB	320-13610-1	Bis(2-chloroethoxy)methane	6/30/2015	3	1	3	10	U	UG/L
	MB 320-78052/1-A		LB	320-13633-1	Bis(2-chloroethyl)ether	6/30/2015	3	1.5	3	10	U	UG/L
	MB 320-78052/1-A		LB	320-13589-1	Bis(2-chloroethyl)ether	6/30/2015	3	1.5	3	10	U	UG/L
	MB 320-78052/1-A		LB	320-13610-1	Bis(2-chloroethyl)ether	6/30/2015	3	1.5	3	10	U	UG/L
	MB 320-78052/1-A		LB	320-13633-1	Bis(2-ethylhexyl) phthalate	6/30/2015	3	1	3	10	U	UG/L
	MB 320-78052/1-A		LB	320-13589-1	Bis(2-ethylhexyl) phthalate	6/30/2015	3	1	3	10	U	UG/L

Table 5. Trip and Method Blank Data Summary for Groundwater Samples for the Open Detonation Unit, Kirtland Air Force Base, June 2015

Method	Blank ID	Matrix	Blank Type*	SDG	Analyte	Analysis Date	Result	DL	LOD	LOQ	Flag	Units
SW8270												
	MB 320-78052/1-A	WATER	LB	320-13610-1	Bis(2-ethylhexyl) phthalate	6/30/2015	3	1	3	10	U	UG/L
	MB 320-78052/1-A		LB	320-13589-1	Butyl benzyl phthalate	6/30/2015	3	1.4	3	10	U	UG/L
	MB 320-78052/1-A		LB	320-13610-1	Butyl benzyl phthalate	6/30/2015	3	1.4	3	10	U	UG/L
	MB 320-78052/1-A		LB	320-13633-1	Butyl benzyl phthalate	6/30/2015	3	1.4	3	10	U	UG/L
	MB 320-78052/1-A		LB	320-13633-1	Caprolactam TIC	6/30/2015	50	50	50	50	U	UG/L
	MB 320-78052/1-A		LB	320-13589-1	Caprolactam TIC	6/30/2015	50	50	50	50	U	UG/L
	MB 320-78052/1-A		LB	320-13610-1	Caprolactam TIC	6/30/2015	50	50	50	50	U	UG/L
	MB 320-78052/1-A		LB	320-13589-1	Carbazole	6/30/2015	3	1.2	3	10	U	UG/L
	MB 320-78052/1-A		LB	320-13633-1	Carbazole	6/30/2015	3	1.2	3	10	U	UG/L
	MB 320-78052/1-A		LB	320-13610-1	Carbazole	6/30/2015	3	1.2	3	10	U	UG/L
	MB 320-78052/1-A		LB	320-13633-1	Dibenzofuran	6/30/2015	3	1.1	3	10	U	UG/L
	MB 320-78052/1-A		LB	320-13589-1	Dibenzofuran	6/30/2015	3	1.1	3	10	U	UG/L
	MB 320-78052/1-A		LB	320-13610-1	Dibenzofuran	6/30/2015	3	1.1	3	10	U	UG/L
	MB 320-78052/1-A		LB	320-13633-1	Diethyl phthalate	6/30/2015	3	0.93	3	10	U	UG/L
	MB 320-78052/1-A		LB	320-13589-1	Diethyl phthalate	6/30/2015	3	0.93	3	10	U	UG/L
	MB 320-78052/1-A		LB	320-13610-1	Diethyl phthalate	6/30/2015	3	0.93	3	10	U	UG/L
	MB 320-78052/1-A		LB	320-13633-1	Dimethyl phthalate	6/30/2015	3	0.88	3	10	U	UG/L
	MB 320-78052/1-A		LB	320-13589-1	Dimethyl phthalate	6/30/2015	3	0.88	3	10	U	UG/L
	MB 320-78052/1-A		LB	320-13610-1	Dimethyl phthalate	6/30/2015	3	0.88	3	10	U	UG/L
	MB 320-78052/1-A		LB	320-13610-1	Di-n-butyl phthalate	6/30/2015	3	1.1	3	10	U	UG/L
	MB 320-78052/1-A		LB	320-13589-1	Di-n-butyl phthalate	6/30/2015	3	1.1	3	10	U	UG/L
	MB 320-78052/1-A		LB	320-13633-1	Di-n-butyl phthalate	6/30/2015	3	1.1	3	10	U	UG/L
	MB 320-78052/1-A		LB	320-13589-1	Di-n-octyl phthalate	6/30/2015	3	1.5	3	10	U	UG/L
	MB 320-78052/1-A		LB	320-13633-1	Di-n-octyl phthalate	6/30/2015	3	1.5	3	10	U	UG/L
	MB 320-78052/1-A		LB	320-13610-1	Di-n-octyl phthalate	6/30/2015	3	1.5	3	10	U	UG/L
	MB 320-78052/1-A		LB	320-13610-1	Hexachlorobenzene	6/30/2015	3	1.4	3	10	U	UG/L
	MB 320-78052/1-A		LB	320-13589-1	Hexachlorobenzene	6/30/2015	3	1.4	3	10	U	UG/L
	MB 320-78052/1-A		LB	320-13633-1	Hexachlorobenzene	6/30/2015	3	1.4	3	10	U	UG/L
	MB 320-78052/1-A		LB	320-13633-1	Hexachlorobutadiene	6/30/2015	3	1.3	3	10	U	UG/L
	MB 320-78052/1-A		LB	320-13610-1	Hexachlorobutadiene	6/30/2015	3	1.3	3	10	U	UG/L
	MB 320-78052/1-A		LB	320-13589-1	Hexachlorobutadiene	6/30/2015	3	1.3	3	10	U	UG/L
	MB 320-78052/1-A		LB	320-13610-1	Hexachlorocyclopentadiene	6/30/2015	10	5	10	50	U	UG/L
	MB 320-78052/1-A		LB	320-13589-1	Hexachlorocyclopentadiene	6/30/2015	10	5	10	50	U	UG/L

Table 5. Trip and Method Blank Data Summary for Groundwater Samples for the Open Detonation Unit, Kirtland Air Force Base, June 2015

Method	Blank ID	Matrix	Blank Type*	SDG	Analyte	Analysis Date	Result	DL	LOD	LOQ	Flag	Units
SW8270												
	MB 320-78052/1-A	WATER	LB	320-13633-1	Hexachlorocyclopentadiene	6/30/2015	10	5	10	50	U	UG/L
	MB 320-78052/1-A		LB	320-13589-1	Hexachloroethane	6/30/2015	3	1.4	3	10	U	UG/L
	MB 320-78052/1-A		LB	320-13610-1	Hexachloroethane	6/30/2015	3	1.4	3	10	U	UG/L
	MB 320-78052/1-A		LB	320-13633-1	Hexachloroethane	6/30/2015	3	1.4	3	10	U	UG/L
	MB 320-78052/1-A		LB	320-13633-1	Isophorone	6/30/2015	3	1	3	10	U	UG/L
	MB 320-78052/1-A		LB	320-13589-1	Isophorone	6/30/2015	3	1	3	10	U	UG/L
	MB 320-78052/1-A		LB	320-13610-1	Isophorone	6/30/2015	3	1	3	10	U	UG/L
	MB 320-78052/1-A		LB	320-13589-1	Nitrobenzene	6/30/2015	6	1.6	6	10	U	UG/L
	MB 320-78052/1-A		LB	320-13610-1	Nitrobenzene	6/30/2015	6	1.6	6	10	U	UG/L
	MB 320-78052/1-A		LB	320-13633-1	Nitrobenzene	6/30/2015	6	1.6	6	10	U	UG/L
	MB 320-78052/1-A		LB	320-13633-1	N-Nitrosodimethylamine	6/30/2015	3	0.96	3	15	U	UG/L
	MB 320-78052/1-A		LB	320-13589-1	N-Nitrosodimethylamine	6/30/2015	3	0.96	3	15	U	UG/L
	MB 320-78052/1-A		LB	320-13610-1	N-Nitrosodimethylamine	6/30/2015	3	0.96	3	15	U	UG/L
	MB 320-78052/1-A		LB	320-13610-1	N-Nitrosodi-n-propylamine	6/30/2015	3	1.4	3	10	U	UG/L
	MB 320-78052/1-A		LB	320-13633-1	N-Nitrosodi-n-propylamine	6/30/2015	3	1.4	3	10	U	UG/L
	MB 320-78052/1-A		LB	320-13589-1	N-Nitrosodi-n-propylamine	6/30/2015	3	1.4	3	10	U	UG/L
	MB 320-78052/1-A		LB	320-13633-1	N-Nitrosodiphenylamine	6/30/2015	3	1	3	10	U	UG/L
	MB 320-78052/1-A		LB	320-13589-1	N-Nitrosodiphenylamine	6/30/2015	3	1	3	10	U	UG/L
	MB 320-78052/1-A		LB	320-13610-1	N-Nitrosodiphenylamine	6/30/2015	3	1	3	10	U	UG/L
	MB 320-78052/1-A		LB	320-13633-1	Pentachlorophenol	6/30/2015	20	5	20	60	U	UG/L
	MB 320-78052/1-A		LB	320-13589-1	Pentachlorophenol	6/30/2015	20	5	20	60	U	UG/L
	MB 320-78052/1-A		LB	320-13610-1	Pentachlorophenol	6/30/2015	20	5	20	60	U	UG/L
	MB 320-78052/1-A		LB	320-13610-1	Phenol	6/30/2015	3	1.1	3	10	U	UG/L
	MB 320-78052/1-A		LB	320-13633-1	Phenol	6/30/2015	3	1.1	3	10	U	UG/L
	MB 320-78052/1-A		LB	320-13589-1	Phenol	6/30/2015	3	1.1	3	10	U	UG/L
	MB 320-78888/1-A		LB	320-13722-1	1,2,4,5-Tetrachlorobenzene	7/8/2015	3	1	3	10	U	UG/L
	MB 320-78888/1-A		LB	320-13722-1	2,4,5-Trichlorophenol	7/8/2015	6	2	6	10	U	UG/L
	MB 320-78888/1-A		LB	320-13722-1	2,4,6-Trichlorophenol	7/8/2015	6	2	6	10	U	UG/L
	MB 320-78888/1-A		LB	320-13722-1	2,4-Dichlorophenol	7/8/2015	6	2.6	6	10	U	UG/L
	MB 320-78888/1-A		LB	320-13722-1	2,4-Dimethylphenol	7/8/2015	6	2.2	6	10	U	UG/L
	MB 320-78888/1-A		LB	320-13722-1	2,4-Dinitrotoluene	7/8/2015	6	2	6	10	U	UG/L
	MB 320-78888/1-A		LB	320-13722-1	2,6-Dichlorophenol	7/8/2015	6	1.9	6	15	U	UG/L
	MB 320-78888/1-A		LB	320-13722-1	2,6-Dinitrotoluene	7/8/2015	6	2	6	10	U	UG/L

Table 5. Trip and Method Blank Data Summary for Groundwater Samples for the Open Detonation Unit, Kirtland Air Force Base, June 2015

Method	Blank ID	Matrix	Blank Type*	SDG	Analyte	Analysis Date	Result	DL	LOD	LOQ	Flag	Units
SW8270												
	MB 320-78888/1-A	WATER	LB	320-13722-1	2-Chloronaphthalene	7/8/2015	3	1.3	3	10	U	UG/L
	MB 320-78888/1-A		LB	320-13722-1	2-Chlorophenol	7/8/2015	6	1.6	6	10	U	UG/L
	MB 320-78888/1-A		LB	320-13722-1	2-Methylphenol	7/8/2015	3	0.93	3	10	U	UG/L
	MB 320-78888/1-A		LB	320-13722-1	2-Nitroaniline	7/8/2015	6	2	6	50	U	UG/L
	MB 320-78888/1-A		LB	320-13722-1	2-Nitrophenol	7/8/2015	6	1.9	6	10	U	UG/L
	MB 320-78888/1-A		LB	320-13722-1	3,3'-Dichlorobenzidine	7/8/2015	3	0.96	3	50	U	UG/L
	MB 320-78888/1-A		LB	320-13722-1	3-Methylphenol & 4-Methylphenol	7/8/2015	3	1.2	3	10	U	UG/L
	MB 320-78888/1-A		LB	320-13722-1	3-Nitroaniline	7/8/2015	3	1.4	3	50	U	UG/L
	MB 320-78888/1-A		LB	320-13722-1	4,6-Dinitro-2-methylphenol	7/8/2015	6	2.2	6	60	U	UG/L
	MB 320-78888/1-A		LB	320-13722-1	4-Bromophenyl phenyl ether	7/8/2015	3	1.1	3	10	U	UG/L
	MB 320-78888/1-A		LB	320-13722-1	4-Chloro-3-methylphenol	7/8/2015	6	2	6	10	U	UG/L
	MB 320-78888/1-A		LB	320-13722-1	4-Chloroaniline	7/8/2015	6	2	6	10	U	UG/L
	MB 320-78888/1-A		LB	320-13722-1	4-Chlorophenyl phenyl ether	7/8/2015	3	1.1	3	10	U	UG/L
	MB 320-78888/1-A		LB	320-13722-1	4-Nitroaniline	7/8/2015	3	1.5	3	50	U	UG/L
	MB 320-78888/1-A		LB	320-13722-1	4-Nitrophenol	7/8/2015	20	6.1	20	60	U	UG/L
	MB 320-78888/1-A		LB	320-13722-1	Acetophenone	7/8/2015	10	0.78	10	10	U	UG/L
	MB 320-78888/1-A		LB	320-13722-1	Atrazine TIC	7/8/2015	50	50	50	50	U	UG/L
	MB 320-78888/1-A		LB	320-13722-1	Azobenzene	7/8/2015	3	1	3	10	U	UG/L
	MB 320-78888/1-A		LB	320-13722-1	Benzaldehyde	7/8/2015	20	8.4	20	20	U	UG/L
	MB 320-78888/1-A		LB	320-13722-1	Biphenyl	7/8/2015	10	5	10	15	U	UG/L
	MB 320-78888/1-A		LB	320-13722-1	bis (2-chloroisopropyl) ether	7/8/2015	3	1.3	3	10	U	UG/L
	MB 320-78888/1-A		LB	320-13722-1	Bis(2-chloroethoxy)methane	7/8/2015	3	1	3	10	U	UG/L
	MB 320-78888/1-A		LB	320-13722-1	Bis(2-chloroethyl)ether	7/8/2015	3	1.5	3	10	U	UG/L
	MB 320-78888/1-A		LB	320-13722-1	Bis(2-ethylhexyl) phthalate	7/8/2015	3	1	3	10	U	UG/L
	MB 320-78888/1-A		LB	320-13722-1	Butyl benzyl phthalate	7/8/2015	3	1.4	3	10	U	UG/L
	MB 320-78888/1-A		LB	320-13722-1	Caprolactam TIC	7/8/2015	50	50	50	50	U	UG/L
	MB 320-78888/1-A		LB	320-13722-1	Carbazole	7/8/2015	3	1.2	3	10	U	UG/L
	MB 320-78888/1-A		LB	320-13722-1	Dibenzofuran	7/8/2015	3	1.1	3	10	U	UG/L
	MB 320-78888/1-A		LB	320-13722-1	Diethyl phthalate	7/8/2015	3	0.93	3	10	U	UG/L
	MB 320-78888/1-A		LB	320-13722-1	Dimethyl phthalate	7/8/2015	3	0.88	3	10	U	UG/L
	MB 320-78888/1-A		LB	320-13722-1	Di-n-butyl phthalate	7/8/2015	3	1.1	3	10	U	UG/L
	MB 320-78888/1-A		LB	320-13722-1	Di-n-octyl phthalate	7/8/2015	3	1.5	3	10	U	UG/L
	MB 320-78888/1-A		LB	320-13722-1	Hexachlorobenzene	7/8/2015	3	1.4	3	10	U	UG/L

Table 5. Trip and Method Blank Data Summary for Groundwater Samples for the Open Detonation Unit, Kirtland Air Force Base, June 2015

Method	Blank ID	Matrix	Blank Type*	SDG	Analyte	Analysis Date	Result	DL	LOD	LOQ	Flag	Units
SW8270												
	MB 320-78888/1-A	WATER	LB	320-13722-1	Hexachlorobutadiene	7/8/2015	3	1.3	3	10	U	UG/L
	MB 320-78888/1-A		LB	320-13722-1	Hexachlorocyclopentadiene	7/8/2015	10	5	10	50	U	UG/L
	MB 320-78888/1-A		LB	320-13722-1	Hexachloroethane	7/8/2015	3	1.4	3	10	U	UG/L
	MB 320-78888/1-A		LB	320-13722-1	Isophorone	7/8/2015	3	1	3	10	U	UG/L
	MB 320-78888/1-A		LB	320-13722-1	Nitrobenzene	7/8/2015	6	1.6	6	10	U	UG/L
	MB 320-78888/1-A		LB	320-13722-1	N-Nitrosodimethylamine	7/8/2015	3	0.96	3	15	U	UG/L
	MB 320-78888/1-A		LB	320-13722-1	N-Nitrosodi-n-propylamine	7/8/2015	3	1.4	3	10	U	UG/L
	MB 320-78888/1-A		LB	320-13722-1	N-Nitrosodiphenylamine	7/8/2015	3	1	3	10	U	UG/L
	MB 320-78888/1-A		LB	320-13722-1	Pentachlorophenol	7/8/2015	20	5	20	60	U	UG/L
	MB 320-78888/1-A		LB	320-13722-1	Phenol	7/8/2015	3	1.1	3	10	U	UG/L
SW8270SIM												
	MB 320-77926/1-A	WATER	LB	320-13610-1	1-Methylnaphthalene	6/29/2015	15	6.5	15	50	U	NG/L
	MB 320-77926/1-A		LB	320-13589-1	1-Methylnaphthalene	6/29/2015	15	6.5	15	50	U	NG/L
	MB 320-77926/1-A		LB	320-13589-1	2-Methylnaphthalene	6/29/2015	15	5.5	15	50	U	NG/L
	MB 320-77926/1-A		LB	320-13610-1	2-Methylnaphthalene	6/29/2015	15	5.5	15	50	U	NG/L
	MB 320-77926/1-A		LB	320-13610-1	Acenaphthene	6/29/2015	15	5	15	50	U	NG/L
	MB 320-77926/1-A		LB	320-13589-1	Acenaphthene	6/29/2015	15	5	15	50	U	NG/L
	MB 320-77926/1-A		LB	320-13610-1	Acenaphthylene	6/29/2015	15	5	15	50	U	NG/L
	MB 320-77926/1-A		LB	320-13589-1	Acenaphthylene	6/29/2015	15	5	15	50	U	NG/L
	MB 320-77926/1-A		LB	320-13610-1	Anthracene	6/29/2015	15	4.4	15	50	U	NG/L
	MB 320-77926/1-A		LB	320-13589-1	Anthracene	6/29/2015	15	4.4	15	50	U	NG/L
	MB 320-77926/1-A		LB	320-13610-1	Benzo[a]anthracene	6/29/2015	15	4.6	15	50	U	NG/L
	MB 320-77926/1-A		LB	320-13589-1	Benzo[a]anthracene	6/29/2015	15	4.6	15	50	U	NG/L
	MB 320-77926/1-A		LB	320-13589-1	Benzo[a]pyrene	6/29/2015	15	4.4	15	50	U	NG/L
	MB 320-77926/1-A		LB	320-13610-1	Benzo[a]pyrene	6/29/2015	15	4.4	15	50	U	NG/L
	MB 320-77926/1-A		LB	320-13610-1	Benzo[b]fluoranthene	6/29/2015	30	12	30	50	U	NG/L
	MB 320-77926/1-A		LB	320-13589-1	Benzo[b]fluoranthene	6/29/2015	30	12	30	50	U	NG/L
	MB 320-77926/1-A		LB	320-13610-1	Benzo[g,h,i]perylene	6/29/2015	15	5.5	15	50	U	NG/L
	MB 320-77926/1-A		LB	320-13589-1	Benzo[g,h,i]perylene	6/29/2015	15	5.5	15	50	U	NG/L
	MB 320-77926/1-A		LB	320-13589-1	Benzo[k]fluoranthene	6/29/2015	30	7.8	30	50	U	NG/L
	MB 320-77926/1-A		LB	320-13610-1	Benzo[k]fluoranthene	6/29/2015	30	7.8	30	50	U	NG/L
	MB 320-77926/1-A		LB	320-13589-1	Chrysene	6/29/2015	15	4	15	50	U	NG/L
	MB 320-77926/1-A		LB	320-13610-1	Chrysene	6/29/2015	15	4	15	50	U	NG/L

Table 5. Trip and Method Blank Data Summary for Groundwater Samples for the Open Detonation Unit, Kirtland Air Force Base, June 2015

Method	Blank ID	Matrix	Blank Type*	SDG	Analyte	Analysis Date	Result	DL	LOD	LOQ	Flag	Units
SW8270SIM												
	MB 320-77926/1-A	WATER	LB	320-13589-1	Dibenz(a,h)anthracene	6/29/2015	30	15	30	50	U	NG/L
	MB 320-77926/1-A		LB	320-13610-1	Dibenz(a,h)anthracene	6/29/2015	30	15	30	50	U	NG/L
	MB 320-77926/1-A		LB	320-13589-1	Fluoranthene	6/29/2015	15	4.3	15	50	U	NG/L
	MB 320-77926/1-A		LB	320-13610-1	Fluoranthene	6/29/2015	15	4.3	15	50	U	NG/L
	MB 320-77926/1-A		LB	320-13589-1	Fluorene	6/29/2015	15	4	15	50	U	NG/L
	MB 320-77926/1-A		LB	320-13610-1	Fluorene	6/29/2015	15	4	15	50	U	NG/L
	MB 320-77926/1-A		LB	320-13610-1	Indeno[1,2,3-cd]pyrene	6/29/2015	30	14	30	50	U	NG/L
	MB 320-77926/1-A		LB	320-13589-1	Indeno[1,2,3-cd]pyrene	6/29/2015	30	14	30	50	U	NG/L
	MB 320-77926/1-A		LB	320-13589-1	Naphthalene	6/29/2015	15	5	15	50	U	NG/L
	MB 320-77926/1-A		LB	320-13610-1	Naphthalene	6/29/2015	15	5	15	50	U	NG/L
	MB 320-77926/1-A		LB	320-13610-1	Phenanthrene	6/29/2015	15	6.3	15	50	U	NG/L
	MB 320-77926/1-A		LB	320-13589-1	Phenanthrene	6/29/2015	15	6.3	15	50	U	NG/L
	MB 320-77926/1-A		LB	320-13610-1	Pyrene	6/29/2015	15	4.2	15	50	U	NG/L
	MB 320-77926/1-A		LB	320-13589-1	Pyrene	6/29/2015	15	4.2	15	50	U	NG/L
	MB 320-78033/1-A		LB	320-13633-1	1-Methylnaphthalene	6/29/2015	15	6.5	15	50	U	NG/L
	MB 320-78033/1-A		LB	320-13633-1	2-Methylnaphthalene	6/29/2015	15	5.5	15	50	U	NG/L
	MB 320-78033/1-A		LB	320-13633-1	Acenaphthene	6/29/2015	15	5	15	50	U	NG/L
	MB 320-78033/1-A		LB	320-13633-1	Acenaphthylene	6/29/2015	15	5	15	50	U	NG/L
	MB 320-78033/1-A		LB	320-13633-1	Anthracene	6/29/2015	15	4.4	15	50	U	NG/L
	MB 320-78033/1-A		LB	320-13633-1	Benzo[a]anthracene	6/29/2015	15	4.6	15	50	U	NG/L
	MB 320-78033/1-A		LB	320-13633-1	Benzo[a]pyrene	6/29/2015	15	4.4	15	50	U	NG/L
	MB 320-78033/1-A		LB	320-13633-1	Benzo[b]fluoranthene	6/29/2015	30	12	30	50	U	NG/L
	MB 320-78033/1-A		LB	320-13633-1	Benzo[g,h,i]perylene	6/29/2015	15	5.5	15	50	U	NG/L
	MB 320-78033/1-A		LB	320-13633-1	Benzo[k]fluoranthene	6/29/2015	30	7.8	30	50	U	NG/L
	MB 320-78033/1-A		LB	320-13633-1	Chrysene	6/29/2015	15	4	15	50	U	NG/L
	MB 320-78033/1-A		LB	320-13633-1	Dibenz(a,h)anthracene	6/29/2015	30	15	30	50	U	NG/L
	MB 320-78033/1-A		LB	320-13633-1	Fluoranthene	6/29/2015	15	4.3	15	50	U	NG/L
	MB 320-78033/1-A		LB	320-13633-1	Fluorene	6/29/2015	15	4	15	50	U	NG/L
	MB 320-78033/1-A		LB	320-13633-1	Indeno[1,2,3-cd]pyrene	6/29/2015	30	14	30	50	U	NG/L
	MB 320-78033/1-A		LB	320-13633-1	Naphthalene	6/29/2015	15	5	15	50	U	NG/L
	MB 320-78033/1-A		LB	320-13633-1	Phenanthrene	6/29/2015	15	6.3	15	50	U	NG/L
	MB 320-78033/1-A		LB	320-13633-1	Pyrene	6/29/2015	15	4.2	15	50	U	NG/L
	MB 320-78050/1-A		LB	320-13589-1	1,4-Dioxane	6/29/2015	0.5	0.2	0.5	1	U	UG/L

Table 5. Trip and Method Blank Data Summary for Groundwater Samples for the Open Detonation Unit, Kirtland Air Force Base, June 2015

Method	Blank ID	Matrix	Blank Type*	SDG	Analyte	Analysis Date	Result	DL	LOD	LOQ	Flag	Units
SW8270SIM												
	MB 320-78050/1-A	WATER	LB	320-13633-1	1,4-Dioxane	6/29/2015	0.5	0.2	0.5	1	U	UG/L
	MB 320-78050/1-A		LB	320-13610-1	1,4-Dioxane	6/29/2015	0.5	0.2	0.5	1	U	UG/L
	MB 320-78727/1-A		LB	320-13722-1	1-Methylnaphthalene	7/13/2015	15	6.5	15	50	U	NG/L
	MB 320-78727/1-A		LB	320-13722-1	2-Methylnaphthalene	7/13/2015	15	5.5	15	50	U	NG/L
	MB 320-78727/1-A		LB	320-13722-1	Acenaphthene	7/13/2015	15	5	15	50	U	NG/L
	MB 320-78727/1-A		LB	320-13722-1	Acenaphthylene	7/13/2015	15	5	15	50	U	NG/L
	MB 320-78727/1-A		LB	320-13722-1	Anthracene	7/13/2015	15	4.4	15	50	U	NG/L
	MB 320-78727/1-A		LB	320-13722-1	Benzo[a]anthracene	7/13/2015	15	4.6	15	50	U	NG/L
	MB 320-78727/1-A		LB	320-13722-1	Benzo[a]pyrene	7/13/2015	15	4.4	15	50	U	NG/L
	MB 320-78727/1-A		LB	320-13722-1	Benzo[b]fluoranthene	7/13/2015	30	12	30	50	U	NG/L
	MB 320-78727/1-A		LB	320-13722-1	Benzo[g,h,i]perylene	7/13/2015	15	5.5	15	50	U	NG/L
	MB 320-78727/1-A		LB	320-13722-1	Benzo[k]fluoranthene	7/13/2015	30	7.8	30	50	U	NG/L
	MB 320-78727/1-A		LB	320-13722-1	Chrysene	7/13/2015	15	4	15	50	U	NG/L
	MB 320-78727/1-A		LB	320-13722-1	Dibenz(a,h)anthracene	7/13/2015	30	15	30	50	U	NG/L
	MB 320-78727/1-A		LB	320-13722-1	Fluoranthene	7/13/2015	15	4.3	15	50	U	NG/L
	MB 320-78727/1-A		LB	320-13722-1	Fluorene	7/13/2015	15	4	15	50	U	NG/L
	MB 320-78727/1-A		LB	320-13722-1	Indeno[1,2,3-cd]pyrene	7/13/2015	30	14	30	50	U	NG/L
	MB 320-78727/1-A		LB	320-13722-1	Naphthalene	7/13/2015	15	5	15	50	U	NG/L
	MB 320-78727/1-A		LB	320-13722-1	Phenanthrene	7/13/2015	15	6.3	15	50	U	NG/L
	MB 320-78727/1-A		LB	320-13722-1	Pyrene	7/13/2015	15	4.2	15	50	U	NG/L
	MB 320-78890/1-A		LB	320-13722-1	1,4-Dioxane	7/17/2015	0.5	0.2	0.5	1	U	UG/L
SW8290												
	MB 320-78358/1-A	WATER	LB	320-13589-2	1,2,3,4,6,7,8-HpCDD	7/2/2015	13	1.1		50	U	PG/L
	MB 320-78358/1-A		LB	320-13589-2	1,2,3,4,6,7,8-HpCDF	7/2/2015	6.5	0.56		50	U	PG/L
	MB 320-78358/1-A		LB	320-13589-2	1,2,3,4,7,8,9-HpCDF	7/2/2015	13	0.69		50	U	PG/L
	MB 320-78358/1-A		LB	320-13589-2	1,2,3,4,7,8-HxCDD	7/2/2015	13	0.73		50	U	PG/L
	MB 320-78358/1-A		LB	320-13589-2	1,2,3,4,7,8-HxCDF	7/2/2015	6.5	0.36		50	U	PG/L
	MB 320-78358/1-A		LB	320-13589-2	1,2,3,6,7,8-HxCDD	7/2/2015	13	0.57		50	U	PG/L
	MB 320-78358/1-A		LB	320-13589-2	1,2,3,6,7,8-HxCDF	7/2/2015	13	0.27		50	U	PG/L
	MB 320-78358/1-A		LB	320-13589-2	1,2,3,7,8,9-HxCDD	7/2/2015	13	0.56		50	U	PG/L
	MB 320-78358/1-A		LB	320-13589-2	1,2,3,7,8,9-HxCDF	7/2/2015	6.5	0.35		50	U	PG/L
	MB 320-78358/1-A		LB	320-13589-2	1,2,3,7,8-PeCDD	7/2/2015	6.5	0.68		50	U	PG/L
	MB 320-78358/1-A		LB	320-13589-2	1,2,3,7,8-PeCDF	7/2/2015	6.5	0.46		50	U	PG/L

Table 5. Trip and Method Blank Data Summary for Groundwater Samples for the Open Detonation Unit, Kirtland Air Force Base, June 2015

Method	Blank ID	Matrix	Blank Type*	SDG	Analyte	Analysis Date	Result	DL	LOD	LOQ	Flag	Units
SW8290												
	MB 320-78358/1-A	WATER	LB	320-13589-2	2,3,4,6,7,8-HxCDF	7/2/2015	6.5	0.32		50	U	PG/L
	MB 320-78358/1-A		LB	320-13589-2	2,3,4,7,8-PeCDF	7/2/2015	6.2	0.47		50	U	PG/L
	MB 320-78358/1-A		LB	320-13589-2	2,3,7,8-TCDD	7/2/2015	2.5	0.5		10	U	PG/L
	MB 320-78358/1-A		LB	320-13589-2	2,3,7,8-TCDF	7/2/2015	2.5	0.39		10	U	PG/L
	MB 320-78358/1-A		LB	320-13589-2	OCDD	7/2/2015	23.6	0.74		100	J	PG/L
	MB 320-78358/1-A		LB	320-13589-2	OCDF	7/2/2015	2.85	0.97		100	J	PG/L
	MB 320-78358/1-A		LB	320-13589-2	Total HpCDD	7/2/2015	2.67	1.1		50	J	PG/L
	MB 320-78358/1-A		LB	320-13589-2	Total HpCDF	7/2/2015	13	0.69		50	U	PG/L
	MB 320-78358/1-A		LB	320-13589-2	Total HxCDD	7/2/2015	13	0.73		50	U	PG/L
	MB 320-78358/1-A		LB	320-13589-2	Total HxCDF	7/2/2015	13	0.36		50	U	PG/L
	MB 320-78358/1-A		LB	320-13589-2	Total PeCDD	7/2/2015	6.5	0.68		50	U	PG/L
	MB 320-78358/1-A		LB	320-13589-2	Total PeCDF	7/2/2015	6.5	0.47		50	U	PG/L
	MB 320-78358/1-A		LB	320-13589-2	Total TCDD	7/2/2015	2.5	0.5		10	U	PG/L
	MB 320-78358/1-A		LB	320-13589-2	Total TCDF	7/2/2015	2.5	0.39		10	U	PG/L
	MB 320-79068/1-A		LB	320-13610-2	1,2,3,4,6,7,8-HpCDD	7/9/2015	0.873	0.3		50	J	PG/L
	MB 320-79068/1-A		LB	320-13722-2	1,2,3,4,6,7,8-HpCDD	7/9/2015	0.873	0.3		50	J	PG/L
	MB 320-79068/1-A		LB	320-13633-2	1,2,3,4,6,7,8-HpCDD	7/9/2015	0.873	0.3		50	J	PG/L
	MB 320-79068/1-A		LB	320-13722-2	1,2,3,4,6,7,8-HpCDF	7/9/2015	0.429	0.13		50	J q	PG/L
	MB 320-79068/1-A		LB	320-13633-2	1,2,3,4,6,7,8-HpCDF	7/9/2015	0.429	0.13		50	J q	PG/L
	MB 320-79068/1-A		LB	320-13610-2	1,2,3,4,6,7,8-HpCDF	7/9/2015	0.429	0.13		50	J q	PG/L
	MB 320-79068/1-A		LB	320-13610-2	1,2,3,4,7,8,9-HpCDF	7/9/2015	13	0.15		50	U	PG/L
	MB 320-79068/1-A		LB	320-13633-2	1,2,3,4,7,8,9-HpCDF	7/9/2015	13	0.15		50	U	PG/L
	MB 320-79068/1-A		LB	320-13722-2	1,2,3,4,7,8,9-HpCDF	7/9/2015	13	0.15		50	U	PG/L
	MB 320-79068/1-A		LB	320-13633-2	1,2,3,4,7,8-HxCDD	7/9/2015	13	0.17		50	U	PG/L
	MB 320-79068/1-A		LB	320-13610-2	1,2,3,4,7,8-HxCDD	7/9/2015	13	0.17		50	U	PG/L
	MB 320-79068/1-A		LB	320-13722-2	1,2,3,4,7,8-HxCDD	7/9/2015	13	0.17		50	U	PG/L
	MB 320-79068/1-A		LB	320-13722-2	1,2,3,4,7,8-HxCDF	7/9/2015	6.5	0.21		50	U	PG/L
	MB 320-79068/1-A		LB	320-13633-2	1,2,3,4,7,8-HxCDF	7/9/2015	6.5	0.21		50	U	PG/L
	MB 320-79068/1-A		LB	320-13610-2	1,2,3,4,7,8-HxCDF	7/9/2015	6.5	0.21		50	U	PG/L
	MB 320-79068/1-A		LB	320-13610-2	1,2,3,6,7,8-HxCDD	7/9/2015	13	0.15		50	U	PG/L
	MB 320-79068/1-A		LB	320-13633-2	1,2,3,6,7,8-HxCDD	7/9/2015	13	0.15		50	U	PG/L
	MB 320-79068/1-A		LB	320-13722-2	1,2,3,6,7,8-HxCDD	7/9/2015	13	0.15		50	U	PG/L
	MB 320-79068/1-A		LB	320-13722-2	1,2,3,6,7,8-HxCDF	7/9/2015	13	0.19		50	U	PG/L

Table 5. Trip and Method Blank Data Summary for Groundwater Samples for the Open Detonation Unit, Kirtland Air Force Base, June 2015

Method	Blank ID	Matrix	Blank Type*	SDG	Analyte	Analysis Date	Result	DL	LOD	LOQ	Flag	Units
SW8290												
	MB 320-79068/1-A	WATER	LB	320-13610-2	1,2,3,6,7,8-HxCDF	7/9/2015	13	0.19		50	U	PG/L
	MB 320-79068/1-A		LB	320-13633-2	1,2,3,6,7,8-HxCDF	7/9/2015	13	0.19		50	U	PG/L
	MB 320-79068/1-A		LB	320-13633-2	1,2,3,7,8,9-HxCDD	7/9/2015	13	0.13		50	U	PG/L
	MB 320-79068/1-A		LB	320-13610-2	1,2,3,7,8,9-HxCDD	7/9/2015	13	0.13		50	U	PG/L
	MB 320-79068/1-A		LB	320-13722-2	1,2,3,7,8,9-HxCDD	7/9/2015	13	0.13		50	U	PG/L
	MB 320-79068/1-A		LB	320-13610-2	1,2,3,7,8,9-HxCDF	7/9/2015	6.5	0.22		50	U	PG/L
	MB 320-79068/1-A		LB	320-13633-2	1,2,3,7,8,9-HxCDF	7/9/2015	6.5	0.22		50	U	PG/L
	MB 320-79068/1-A		LB	320-13722-2	1,2,3,7,8,9-HxCDF	7/9/2015	6.5	0.22		50	U	PG/L
	MB 320-79068/1-A		LB	320-13610-2	1,2,3,7,8-PeCDD	7/9/2015	6.5	0.33		50	U	PG/L
	MB 320-79068/1-A		LB	320-13633-2	1,2,3,7,8-PeCDD	7/9/2015	6.5	0.33		50	U	PG/L
	MB 320-79068/1-A		LB	320-13722-2	1,2,3,7,8-PeCDD	7/9/2015	6.5	0.33		50	U	PG/L
	MB 320-79068/1-A		LB	320-13610-2	1,2,3,7,8-PeCDF	7/9/2015	6.5	0.16		50	U	PG/L
	MB 320-79068/1-A		LB	320-13722-2	1,2,3,7,8-PeCDF	7/9/2015	6.5	0.16		50	U	PG/L
	MB 320-79068/1-A		LB	320-13633-2	1,2,3,7,8-PeCDF	7/9/2015	6.5	0.16		50	U	PG/L
	MB 320-79068/1-A		LB	320-13722-2	2,3,4,6,7,8-HxCDF	7/9/2015	6.5	0.2		50	U	PG/L
	MB 320-79068/1-A		LB	320-13610-2	2,3,4,6,7,8-HxCDF	7/9/2015	6.5	0.2		50	U	PG/L
	MB 320-79068/1-A		LB	320-13633-2	2,3,4,6,7,8-HxCDF	7/9/2015	6.5	0.2		50	U	PG/L
	MB 320-79068/1-A		LB	320-13610-2	2,3,4,7,8-PeCDF	7/9/2015	6.2	0.17		50	U	PG/L
	MB 320-79068/1-A		LB	320-13633-2	2,3,4,7,8-PeCDF	7/9/2015	6.2	0.17		50	U	PG/L
	MB 320-79068/1-A		LB	320-13722-2	2,3,4,7,8-PeCDF	7/9/2015	6.2	0.17		50	U	PG/L
	MB 320-79068/1-A		LB	320-13610-2	2,3,7,8-TCDD	7/9/2015	2.5	0.21		10	U	PG/L
	MB 320-79068/1-A		LB	320-13722-2	2,3,7,8-TCDD	7/9/2015	2.5	0.21		10	U	PG/L
	MB 320-79068/1-A		LB	320-13633-2	2,3,7,8-TCDD	7/9/2015	2.5	0.21		10	U	PG/L
	MB 320-79068/1-A		LB	320-13610-2	2,3,7,8-TCDF	7/9/2015	2.5	0.16		10	U	PG/L
	MB 320-79068/1-A		LB	320-13722-2	2,3,7,8-TCDF	7/9/2015	2.5	0.16		10	U	PG/L
	MB 320-79068/1-A		LB	320-13633-2	2,3,7,8-TCDF	7/9/2015	2.5	0.16		10	U	PG/L
	MB 320-79068/1-A		LB	320-13610-2	OCDD	7/9/2015	4.55	0.24		100	J q	PG/L
	MB 320-79068/1-A		LB	320-13722-2	OCDD	7/9/2015	4.55	0.24		100	J q	PG/L
	MB 320-79068/1-A		LB	320-13633-2	OCDD	7/9/2015	4.55	0.24		100	J q	PG/L
	MB 320-79068/1-A		LB	320-13610-2	OCDF	7/9/2015	0.704	0.24		100	J	PG/L
	MB 320-79068/1-A		LB	320-13633-2	OCDF	7/9/2015	0.704	0.24		100	J	PG/L
	MB 320-79068/1-A		LB	320-13722-2	OCDF	7/9/2015	0.704	0.24		100	J	PG/L
	MB 320-79068/1-A		LB	320-13633-2	Total HpCDD	7/9/2015	1.45	0.3		50	J q	PG/L

Table 5. Trip and Method Blank Data Summary for Groundwater Samples for the Open Detonation Unit, Kirtland Air Force Base, June 2015

Method	Blank ID	Matrix	Blank Type*	SDG	Analyte	Analysis Date	Result	DL	LOD	LOQ	Flag	Units
SW8290												
	MB 320-79068/1-A	WATER	LB	320-13610-2	Total HpCDD	7/9/2015	1.45	0.3		50	J q	PG/L
	MB 320-79068/1-A		LB	320-13722-2	Total HpCDD	7/9/2015	1.45	0.3		50	J q	PG/L
	MB 320-79068/1-A		LB	320-13722-2	Total HpCDF	7/9/2015	0.429	0.14		50	J q	PG/L
	MB 320-79068/1-A		LB	320-13633-2	Total HpCDF	7/9/2015	0.429	0.14		50	J q	PG/L
	MB 320-79068/1-A		LB	320-13610-2	Total HpCDF	7/9/2015	0.429	0.14		50	J q	PG/L
	MB 320-79068/1-A		LB	320-13722-2	Total HxCDD	7/9/2015	13	0.17		50	U	PG/L
	MB 320-79068/1-A		LB	320-13633-2	Total HxCDD	7/9/2015	13	0.17		50	U	PG/L
	MB 320-79068/1-A		LB	320-13610-2	Total HxCDD	7/9/2015	13	0.17		50	U	PG/L
	MB 320-79068/1-A		LB	320-13633-2	Total HxCDF	7/9/2015	13	0.22		50	U	PG/L
	MB 320-79068/1-A		LB	320-13610-2	Total HxCDF	7/9/2015	13	0.22		50	U	PG/L
	MB 320-79068/1-A		LB	320-13722-2	Total HxCDF	7/9/2015	13	0.22		50	U	PG/L
	MB 320-79068/1-A		LB	320-13633-2	Total PeCDD	7/9/2015	6.5	0.33		50	U	PG/L
	MB 320-79068/1-A		LB	320-13610-2	Total PeCDD	7/9/2015	6.5	0.33		50	U	PG/L
	MB 320-79068/1-A		LB	320-13722-2	Total PeCDD	7/9/2015	6.5	0.33		50	U	PG/L
	MB 320-79068/1-A		LB	320-13633-2	Total PeCDF	7/9/2015	6.5	0.17		50	U	PG/L
	MB 320-79068/1-A		LB	320-13722-2	Total PeCDF	7/9/2015	6.5	0.17		50	U	PG/L
	MB 320-79068/1-A		LB	320-13610-2	Total PeCDF	7/9/2015	6.5	0.17		50	U	PG/L
	MB 320-79068/1-A		LB	320-13633-2	Total TCDD	7/9/2015	2.5	0.21		10	U	PG/L
	MB 320-79068/1-A		LB	320-13610-2	Total TCDD	7/9/2015	2.5	0.21		10	U	PG/L
	MB 320-79068/1-A		LB	320-13722-2	Total TCDD	7/9/2015	2.5	0.21		10	U	PG/L
	MB 320-79068/1-A		LB	320-13633-2	Total TCDF	7/9/2015	2.5	0.16		10	U	PG/L
	MB 320-79068/1-A		LB	320-13722-2	Total TCDF	7/9/2015	2.5	0.16		10	U	PG/L
	MB 320-79068/1-A		LB	320-13610-2	Total TCDF	7/9/2015	2.5	0.16		10	U	PG/L
SW8330B												
	MB 320-77952/1-A	WATER	LB	320-13589-1	1,3,5-Trinitrobenzene	7/1/2015	0.1	0.031	0.1	0.15	U	UG/L
	MB 320-77952/1-A		LB	320-13633-1	1,3,5-Trinitrobenzene	7/1/2015	0.1	0.031	0.1	0.15	U	UG/L
	MB 320-77952/1-A		LB	320-13610-1	1,3,5-Trinitrobenzene	7/1/2015	0.1	0.031	0.1	0.15	U	UG/L
	MB 320-77952/1-A		LB	320-13610-1	1,3-Dinitrobenzene	7/1/2015	0.1	0.05	0.1	0.15	U	UG/L
	MB 320-77952/1-A		LB	320-13633-1	1,3-Dinitrobenzene	7/1/2015	0.1	0.05	0.1	0.15	U	UG/L
	MB 320-77952/1-A		LB	320-13589-1	1,3-Dinitrobenzene	7/1/2015	0.1	0.05	0.1	0.15	U	UG/L
	MB 320-77952/1-A		LB	320-13589-1	2,4,6-Trinitrotoluene	7/1/2015	0.1	0.05	0.1	0.15	U	UG/L
	MB 320-77952/1-A		LB	320-13610-1	2,4,6-Trinitrotoluene	7/1/2015	0.1	0.05	0.1	0.15	U	UG/L
	MB 320-77952/1-A		LB	320-13633-1	2,4,6-Trinitrotoluene	7/1/2015	0.1	0.05	0.1	0.15	U	UG/L

Table 5. Trip and Method Blank Data Summary for Groundwater Samples for the Open Detonation Unit, Kirtland Air Force Base, June 2015

Method	Blank ID	Matrix	Blank Type*	SDG	Analyte	Analysis Date	Result	DL	LOD	LOQ	Flag	Units
SW8330B												
	MB 320-77952/1-A	WATER	LB	320-13633-1	2,4-Dinitrotoluene	7/1/2015	0.1	0.05	0.1	0.13	U	UG/L
	MB 320-77952/1-A		LB	320-13610-1	2,4-Dinitrotoluene	7/1/2015	0.1	0.05	0.1	0.13	U	UG/L
	MB 320-77952/1-A		LB	320-13589-1	2,4-Dinitrotoluene	7/1/2015	0.1	0.05	0.1	0.13	U	UG/L
	MB 320-77952/1-A		LB	320-13633-1	2,6-Dinitrotoluene	7/1/2015	0.1	0.05	0.1	0.13	U	UG/L
	MB 320-77952/1-A		LB	320-13589-1	2,6-Dinitrotoluene	7/1/2015	0.1	0.05	0.1	0.13	U	UG/L
	MB 320-77952/1-A		LB	320-13610-1	2,6-Dinitrotoluene	7/1/2015	0.1	0.05	0.1	0.13	U	UG/L
	MB 320-77952/1-A		LB	320-13633-1	2-Amino-4,6-dinitrotoluene	7/1/2015	0.1	0.03	0.1	0.15	U	UG/L
	MB 320-77952/1-A		LB	320-13589-1	2-Amino-4,6-dinitrotoluene	7/1/2015	0.1	0.03	0.1	0.15	U	UG/L
	MB 320-77952/1-A		LB	320-13610-1	2-Amino-4,6-dinitrotoluene	7/1/2015	0.1	0.03	0.1	0.15	U	UG/L
	MB 320-77952/1-A		LB	320-13610-1	2-Nitrotoluene	7/1/2015	0.2	0.088	0.2	0.5	U	UG/L
	MB 320-77952/1-A		LB	320-13633-1	2-Nitrotoluene	7/1/2015	0.2	0.088	0.2	0.5	U	UG/L
	MB 320-77952/1-A		LB	320-13589-1	2-Nitrotoluene	7/1/2015	0.2	0.088	0.2	0.5	U	UG/L
	MB 320-77952/1-A		LB	320-13610-1	3-Nitrotoluene	7/1/2015	0.2	0.057	0.2	0.5	U	UG/L
	MB 320-77952/1-A		LB	320-13589-1	3-Nitrotoluene	7/1/2015	0.2	0.057	0.2	0.5	U	UG/L
	MB 320-77952/1-A		LB	320-13633-1	3-Nitrotoluene	7/1/2015	0.2	0.057	0.2	0.5	U	UG/L
	MB 320-77952/1-A		LB	320-13610-1	4-Amino-2,6-dinitrotoluene	7/1/2015	0.1	0.05	0.1	0.15	U	UG/L
	MB 320-77952/1-A		LB	320-13589-1	4-Amino-2,6-dinitrotoluene	7/1/2015	0.1	0.05	0.1	0.15	U	UG/L
	MB 320-77952/1-A		LB	320-13633-1	4-Amino-2,6-dinitrotoluene	7/1/2015	0.1	0.05	0.1	0.15	U	UG/L
	MB 320-77952/1-A		LB	320-13589-1	4-Nitrotoluene	7/1/2015	0.2	0.088	0.2	0.5	U	UG/L
	MB 320-77952/1-A		LB	320-13633-1	4-Nitrotoluene	7/1/2015	0.2	0.088	0.2	0.5	U	UG/L
	MB 320-77952/1-A		LB	320-13610-1	4-Nitrotoluene	7/1/2015	0.2	0.088	0.2	0.5	U	UG/L
	MB 320-77952/1-A		LB	320-13589-1	HMX	7/1/2015	0.1	0.036	0.1	0.15	U	UG/L
	MB 320-77952/1-A		LB	320-13610-1	HMX	7/1/2015	0.1	0.036	0.1	0.15	U	UG/L
	MB 320-77952/1-A		LB	320-13633-1	HMX	7/1/2015	0.1	0.036	0.1	0.15	U	UG/L
	MB 320-77952/1-A		LB	320-13610-1	Nitrobenzene	7/1/2015	0.1	0.05	0.1	0.15	U	UG/L
	MB 320-77952/1-A		LB	320-13633-1	Nitrobenzene	7/1/2015	0.1	0.05	0.1	0.15	U	UG/L
	MB 320-77952/1-A		LB	320-13589-1	Nitrobenzene	7/1/2015	0.1	0.05	0.1	0.15	U	UG/L
	MB 320-77952/1-A		LB	320-13589-1	Nitroglycerin	7/1/2015	0.75	0.33	0.75	1.5	U	UG/L
	MB 320-77952/1-A		LB	320-13633-1	Nitroglycerin	7/1/2015	0.75	0.33	0.75	1.5	U	UG/L
	MB 320-77952/1-A		LB	320-13610-1	Nitroglycerin	7/1/2015	0.75	0.33	0.75	1.5	U	UG/L
	MB 320-77952/1-A		LB	320-13610-1	PETN	7/1/2015	0.75	0.3	0.75	1.5	U	UG/L
	MB 320-77952/1-A		LB	320-13633-1	PETN	7/1/2015	0.75	0.3	0.75	1.5	U	UG/L
	MB 320-77952/1-A		LB	320-13589-1	PETN	7/1/2015	0.75	0.3	0.75	1.5	U	UG/L

Table 5. Trip and Method Blank Data Summary for Groundwater Samples for the Open Detonation Unit, Kirtland Air Force Base, June 2015

Method	Blank ID	Matrix	Blank Type*	SDG	Analyte	Analysis Date	Result	DL	LOD	LOQ	Flag	Units
SW8330B												
	MB 320-77952/1-A	WATER	LB	320-13589-1	RDX	7/1/2015	0.1	0.036	0.1	0.15	U	UG/L
	MB 320-77952/1-A		LB	320-13610-1	RDX	7/1/2015	0.1	0.036	0.1	0.15	U	UG/L
	MB 320-77952/1-A		LB	320-13633-1	RDX	7/1/2015	0.1	0.036	0.1	0.15	U	UG/L
	MB 320-77952/1-A		LB	320-13610-1	Tetryl	7/1/2015	0.1	0.05	0.1	0.15	U	UG/L
	MB 320-77952/1-A		LB	320-13633-1	Tetryl	7/1/2015	0.1	0.05	0.1	0.15	U	UG/L
	MB 320-77952/1-A		LB	320-13589-1	Tetryl	7/1/2015	0.1	0.05	0.1	0.15	U	UG/L
	MB 320-78719/1-A		LB	320-13722-1	1,3,5-Trinitrobenzene	7/10/2015	0.1	0.031	0.1	0.15	U	UG/L
	MB 320-78719/1-A		LB	320-13722-1	1,3-Dinitrobenzene	7/10/2015	0.1	0.05	0.1	0.15	U	UG/L
	MB 320-78719/1-A		LB	320-13722-1	2,4,6-Trinitrotoluene	7/10/2015	0.1	0.05	0.1	0.15	U	UG/L
	MB 320-78719/1-A		LB	320-13722-1	2,4-Dinitrotoluene	7/10/2015	0.1	0.05	0.1	0.13	U	UG/L
	MB 320-78719/1-A		LB	320-13722-1	2,6-Dinitrotoluene	7/10/2015	0.1	0.05	0.1	0.13	U	UG/L
	MB 320-78719/1-A		LB	320-13722-1	2-Amino-4,6-dinitrotoluene	7/10/2015	0.1	0.03	0.1	0.15	U	UG/L
	MB 320-78719/1-A		LB	320-13722-1	2-Nitrotoluene	7/10/2015	0.2	0.088	0.2	0.5	U	UG/L
	MB 320-78719/1-A		LB	320-13722-1	3-Nitrotoluene	7/10/2015	0.2	0.057	0.2	0.5	U	UG/L
	MB 320-78719/1-A		LB	320-13722-1	4-Amino-2,6-dinitrotoluene	7/10/2015	0.1	0.05	0.1	0.15	U	UG/L
	MB 320-78719/1-A		LB	320-13722-1	4-Nitrotoluene	7/10/2015	0.2	0.088	0.2	0.5	U	UG/L
	MB 320-78719/1-A		LB	320-13722-1	HMX	7/10/2015	0.1	0.036	0.1	0.15	U	UG/L
	MB 320-78719/1-A		LB	320-13722-1	Nitrobenzene	7/10/2015	0.1	0.05	0.1	0.15	U	UG/L
	MB 320-78719/1-A		LB	320-13722-1	Nitroglycerin	7/10/2015	0.75	0.33	0.75	1.5	U	UG/L
	MB 320-78719/1-A		LB	320-13722-1	PETN	7/10/2015	0.75	0.3	0.75	1.5	U	UG/L
	MB 320-78719/1-A		LB	320-13722-1	RDX	7/10/2015	0.1	0.036	0.1	0.15	U	UG/L
	MB 320-78719/1-A		LB	320-13722-1	Tetryl	7/10/2015	0.1	0.05	0.1	0.15	U	UG/L
SW9034												
	MB 280-283335/3-A	WATER	LB	320-13589-1	Sulfide	6/23/2015	1.9	0.79	1.9	4	U	MG/L
	MB 280-284342/2-A		LB	320-13633-1	Sulfide	6/30/2015	1.9	0.79	1.9	4	U	MG/L
	MB 280-284342/2-A		LB	320-13610-1	Sulfide	6/30/2015	1.9	0.79	1.9	4	U	MG/L
	MB 280-284770/3-A		LB	320-13722-1	Sulfide	7/3/2015	1.9	0.79	1.9	4	U	MG/L
SW9056												
	MB 280-283234/6	WATER	LB	320-13589-1	Nitrate as N	6/23/2015	0.0463	0.042	0.1	0.5	J	MG/L
	MB 280-283234/6		LB	320-13589-1	Nitrite as N	6/23/2015	0.1	0.049	0.1	0.5	U	MG/L
	MB 280-283235/6		LB	320-13589-1	Bromide	6/23/2015	0.2	0.11	0.2	0.5	U	MG/L
	MB 280-283235/6		LB	320-13589-1	Chloride	6/23/2015	0.285	0.25	0.5	3	J	MG/L
	MB 280-283235/6		LB	320-13589-1	Fluoride	6/23/2015	0.1	0.06	0.1	1	U	MG/L

Table 5. Trip and Method Blank Data Summary for Groundwater Samples for the Open Detonation Unit, Kirtland Air Force Base, June 2015

Method	Blank ID	Matrix	Blank Type*	SDG	Analyte	Analysis Date	Result	DL	LOD	LOQ	Flag	Units
SW9056												
	MB 280-283235/6	WATER	LB	320-13589-1	Sulfate	6/23/2015	0.258	0.23	0.5	5	J	MG/L
	MB 320-77957/12		LB	320-13610-1	Nitrate as N	6/25/2015	0.03	0.022	0.03	0.05	U	MG/L
	MB 320-77957/12		LB	320-13610-1	Nitrite as N	6/25/2015	0.03	0.016	0.03	0.05	U	MG/L
	MB 320-78048/3		LB	320-13633-1	Bromide	6/26/2015	0.2	0.088	0.2	0.5	U	MG/L
	MB 320-78048/3		LB	320-13633-1	Chloride	6/26/2015	0.1	0.037	0.1	1	U	MG/L
	MB 320-78048/3		LB	320-13633-1	Fluoride	6/26/2015	0.2	0.059	0.2	0.5	U	MG/L
	MB 320-78048/3		LB	320-13633-1	Sulfate	6/26/2015	0.15	0.049	0.15	1	U	MG/L
	MB 320-78049/3		LB	320-13610-1	Nitrate as N	6/26/2015	0.03	0.022	0.03	0.05	U	MG/L
	MB 320-78049/3		LB	320-13633-1	Nitrate as N	6/26/2015	0.03	0.022	0.03	0.05	U	MG/L
	MB 320-78049/3		LB	320-13610-1	Nitrite as N	6/26/2015	0.03	0.016	0.03	0.05	U	MG/L
	MB 320-78049/3		LB	320-13633-1	Nitrite as N	6/26/2015	0.03	0.016	0.03	0.05	U	MG/L
	MB 320-80060/3		LB	320-13633-1	Bromide	7/15/2015	0.2	0.088	0.2	0.5	U	MG/L
	MB 320-80060/3		LB	320-13610-1	Bromide	7/15/2015	0.2	0.088	0.2	0.5	U	MG/L
	MB 320-80060/3		LB	320-13610-1	Chloride	7/15/2015	0.118	0.037	0.1	1	J	MG/L
	MB 320-80060/3		LB	320-13633-1	Chloride	7/15/2015	0.118	0.037	0.1	1	J	MG/L
	MB 320-80060/3		LB	320-13633-1	Fluoride	7/15/2015	0.2	0.059	0.2	0.5	U	MG/L
	MB 320-80060/3		LB	320-13610-1	Fluoride	7/15/2015	0.2	0.059	0.2	0.5	U	MG/L
	MB 320-80060/3		LB	320-13633-1	Sulfate	7/15/2015	0.15	0.049	0.15	1	U	MG/L
	MB 320-80060/3		LB	320-13610-1	Sulfate	7/15/2015	0.15	0.049	0.15	1	U	MG/L
	MB 320-80528/3		LB	320-13722-1	Nitrate as N	7/1/2015	0.03	0.022	0.03	0.05	U	MG/L
	MB 320-80528/3		LB	320-13722-1	Nitrite as N	7/1/2015	0.03	0.016	0.03	0.05	U	MG/L
	MB 320-80534/9		LB	320-13722-1	Bromide	7/21/2015	0.2	0.088	0.2	0.5	U	MG/L
	MB 320-80534/9		LB	320-13722-1	Chloride	7/21/2015	0.1	0.037	0.1	1	U	MG/L
	MB 320-80534/9		LB	320-13722-1	Fluoride	7/21/2015	0.2	0.059	0.2	0.5	U	MG/L
	MB 320-80534/9		LB	320-13722-1	Sulfate	7/21/2015	0.15	0.049	0.15	1	U	MG/L
SW9060												
	MB 280-284026/35	WATER	LB	320-13589-1	Total Organic Carbon - Duplicates	6/26/2015	0.5	0.16	0.5	1	U	MG/L
	MB 280-284026/4		LB	320-13589-1	Total Organic Carbon - Duplicates	6/25/2015	0.5	0.16	0.5	1	U	MG/L
	MB 280-284303/35		LB	320-13633-1	Total Organic Carbon - Duplicates	6/30/2015	0.5	0.16	0.5	1	U	MG/L
	MB 280-284303/4		LB	320-13610-1	Total Organic Carbon - Duplicates	6/29/2015	0.5	0.16	0.5	1	U	MG/L
	MB 280-285954/37		LB	320-13722-1	Total Organic Carbon - Duplicates	7/10/2015	0.213	0.16	0.5	1	J	MG/L

Table 5. Trip and Method Blank Data Summary for Groundwater Samples for the Open Detonation Unit, Kirtland Air Force Base, June 2015

Method	Blank ID	Matrix	Blank Type*	SDG	Analyte	Analysis Date	Result	DL	LOD	LOQ	Flag	Units

*** Blank Type**

LB = Method Blank
TB = Trip Blank

Qualifier Description
U = The analyte was analyzed for, but not detected. The associated numerical value is at or below the Limit of Detection (LOD).
J = The analyte was positively identified but the associated numerical value is below the Limit of Quantitation (LOQ).

Table 6. Laboratory Control Samples Data Summary for Groundwater Samples for the Open Detonation Unit, Kirtland Air Force Base, June 2015

Method	LabSample ID	Matrix	SDG	Analyte	% Recovery	Lower Control Limit	Upper Control Limit
A2320							
	LCS 280-284018/56	WATER	320-13589-1	Alkalinity	99	90	110
	LCS 280-284976/30		320-13610-1	Alkalinity	96	90	110
	LCS 280-284976/56		320-13722-1	Alkalinity	93	90	110
	LCS 280-284976/56		320-13633-1	Alkalinity	93	90	110
E350.1							
	LCS 280-284212/107	WATER	320-13589-1	Ammonia as N	99	90	110
	LCS 280-284212/18		320-13610-1	Ammonia as N	102	90	110
	LCS 280-284696/127		320-13633-1	Ammonia as N	103	90	110
	LCS 280-286298/18		320-13722-1	Ammonia as N	97	90	110
	LCSD 280-284212/108		320-13589-1	Ammonia as N	107	90	110
	LCSD 280-284212/19		320-13610-1	Ammonia as N	102	90	110
	LCSD 280-284696/128		320-13633-1	Ammonia as N	105	90	110
	LCSD 280-286298/19		320-13722-1	Ammonia as N	99	90	110
EPA 7580							
	453772	WATER	1517664	White Phosphorus	92	62	129
	453772		1517667	White Phosphorus	92	62	129
	454706		1518236	White Phosphorus	96	62	129
SM2540C							
	LCS 280-283670/2	WATER	320-13589-1	Total Dissolved Solids	96	90	110
	LCS 320-78440/2		320-13610-1	Total Dissolved Solids	95	90	110
	LCS 320-78440/2		320-13633-1	Total Dissolved Solids	95	90	110
	LCS 320-78836/2		320-13722-1	Total Dissolved Solids	98	90	110
SW6010B							
	LCS 320-79065/2-A	WATER	320-13722-1	Boron	102	80	120
	LCS 320-79065/2-A		320-13589-1	Boron	102	80	120
	LCS 320-79065/2-A		320-13610-1	Boron	102	80	120
	LCS 320-79065/2-A		320-13633-1	Boron	102	80	120
	LCS 320-79065/2-A		320-13722-1	Calcium	101	80	120
	LCS 320-79065/2-A		320-13610-1	Calcium	101	80	120
	LCS 320-79065/2-A		320-13633-1	Calcium	101	80	120
	LCS 320-79065/2-A		320-13589-1	Calcium	101	80	120
	LCS 320-79065/2-A		320-13722-1	Iron	106	80	120
	LCS 320-79065/2-A		320-13610-1	Iron	106	80	120
	LCS 320-79065/2-A		320-13589-1	Iron	106	80	120
	LCS 320-79065/2-A		320-13633-1	Iron	106	80	120
	LCS 320-79065/2-A		320-13722-1	Magnesium	101	80	120
	LCS 320-79065/2-A		320-13633-1	Magnesium	101	80	120
	LCS 320-79065/2-A		320-13610-1	Magnesium	101	80	120
	LCS 320-79065/2-A		320-13589-1	Magnesium	101	80	120
	LCS 320-79065/2-A		320-13633-1	Sodium	108	80	120
	LCS 320-79065/2-A		320-13610-1	Sodium	108	80	120
	LCS 320-79065/2-A		320-13722-1	Sodium	108	80	120

Table 6. Laboratory Control Samples Data Summary for Groundwater Samples for the Open Detonation Unit, Kirtland Air Force Base, June 2015

Method	LabSample ID	Matrix	SDG	Analyte	% Recovery	Lower Control Limit	Upper Control Limit
SW6010B							
	LCS 320-79065/2-A	WATER	320-13589-1	Sodium	108	80	120
SW6020							
	LCS 320-77875/2-A	WATER	320-13589-1	Antimony	104	80	120
	LCS 320-77875/2-A		320-13610-1	Antimony	104	80	120
	LCS 320-77875/2-A		320-13589-1	Arsenic	104	80	120
	LCS 320-77875/2-A		320-13610-1	Arsenic	104	80	120
	LCS 320-77875/2-A		320-13589-1	Barium	97	80	120
	LCS 320-77875/2-A		320-13610-1	Barium	97	80	120
	LCS 320-77875/2-A		320-13610-1	Beryllium	98	80	120
	LCS 320-77875/2-A		320-13589-1	Beryllium	98	80	120
	LCS 320-77875/2-A		320-13589-1	Cadmium	100	80	120
	LCS 320-77875/2-A		320-13610-1	Cadmium	100	80	120
	LCS 320-77875/2-A		320-13589-1	Chromium	100	80	120
	LCS 320-77875/2-A		320-13610-1	Chromium	100	80	120
	LCS 320-77875/2-A		320-13589-1	Cobalt	99	80	120
	LCS 320-77875/2-A		320-13610-1	Cobalt	99	80	120
	LCS 320-77875/2-A		320-13589-1	Copper	99	80	120
	LCS 320-77875/2-A		320-13610-1	Copper	99	80	120
	LCS 320-77875/2-A		320-13589-1	Lead	101	80	120
	LCS 320-77875/2-A		320-13610-1	Lead	101	80	120
	LCS 320-77875/2-A		320-13589-1	Lithium	99	80	120
	LCS 320-77875/2-A		320-13610-1	Lithium	99	80	120
	LCS 320-77875/2-A		320-13589-1	Manganese	98	80	120
	LCS 320-77875/2-A		320-13610-1	Manganese	98	80	120
	LCS 320-77875/2-A		320-13589-1	Molybdenum	107	80	120
	LCS 320-77875/2-A		320-13610-1	Molybdenum	107	80	120
	LCS 320-77875/2-A		320-13589-1	Nickel	98	80	120
	LCS 320-77875/2-A		320-13610-1	Nickel	98	80	120
	LCS 320-77875/2-A		320-13610-1	Potassium	100	80	120
	LCS 320-77875/2-A		320-13589-1	Potassium	100	80	120
	LCS 320-77875/2-A		320-13610-1	Selenium	101	80	120
	LCS 320-77875/2-A		320-13589-1	Selenium	101	80	120
	LCS 320-77875/2-A		320-13589-1	Silver	98	80	120
	LCS 320-77875/2-A		320-13610-1	Silver	98	80	120
	LCS 320-77875/2-A		320-13610-1	Strontium	105	80	120
	LCS 320-77875/2-A		320-13589-1	Strontium	105	80	120
	LCS 320-77875/2-A		320-13589-1	Thallium	98	80	120
	LCS 320-77875/2-A		320-13610-1	Thallium	98	80	120
	LCS 320-77875/2-A		320-13589-1	Tin	100	80	120
	LCS 320-77875/2-A		320-13610-1	Tin	100	80	120
	LCS 320-77875/2-A		320-13610-1	Vanadium	100	80	120
	LCS 320-77875/2-A		320-13589-1	Vanadium	100	80	120

Table 6. Laboratory Control Samples Data Summary for Groundwater Samples for the Open Detonation Unit, Kirtland Air Force Base, June 2015

Method	LabSample ID	Matrix	SDG	Analyte	% Recovery	Lower Control Limit	Upper Control Limit
SW6020							
	LCS 320-77875/2-A	WATER	320-13610-1	Zinc	107	80	120
	LCS 320-77875/2-A		320-13589-1	Zinc	107	80	120
	LCS 320-79592/2-A		320-13633-1	Antimony	100	80	120
	LCS 320-79592/2-A		320-13722-1	Antimony	100	80	120
	LCS 320-79592/2-A		320-13633-1	Arsenic	109	80	120
	LCS 320-79592/2-A		320-13722-1	Arsenic	109	80	120
	LCS 320-79592/2-A		320-13633-1	Barium	101	80	120
	LCS 320-79592/2-A		320-13722-1	Barium	101	80	120
	LCS 320-79592/2-A		320-13633-1	Beryllium	99	80	120
	LCS 320-79592/2-A		320-13722-1	Beryllium	99	80	120
	LCS 320-79592/2-A		320-13722-1	Cadmium	99	80	120
	LCS 320-79592/2-A		320-13633-1	Cadmium	99	80	120
	LCS 320-79592/2-A		320-13722-1	Chromium	103	80	120
	LCS 320-79592/2-A		320-13633-1	Chromium	103	80	120
	LCS 320-79592/2-A		320-13633-1	Cobalt	101	80	120
	LCS 320-79592/2-A		320-13722-1	Cobalt	101	80	120
	LCS 320-79592/2-A		320-13722-1	Copper	101	80	120
	LCS 320-79592/2-A		320-13633-1	Copper	101	80	120
	LCS 320-79592/2-A		320-13633-1	Lead	101	80	120
	LCS 320-79592/2-A		320-13722-1	Lead	101	80	120
	LCS 320-79592/2-A		320-13633-1	Lithium	98	80	120
	LCS 320-79592/2-A		320-13722-1	Lithium	98	80	120
	LCS 320-79592/2-A		320-13722-1	Manganese	102	80	120
	LCS 320-79592/2-A		320-13633-1	Manganese	102	80	120
	LCS 320-79592/2-A		320-13722-1	Molybdenum	110	80	120
	LCS 320-79592/2-A		320-13633-1	Molybdenum	110	80	120
	LCS 320-79592/2-A		320-13722-1	Nickel	101	80	120
	LCS 320-79592/2-A		320-13633-1	Nickel	101	80	120
	LCS 320-79592/2-A		320-13722-1	Potassium	104	80	120
	LCS 320-79592/2-A		320-13633-1	Potassium	104	80	120
	LCS 320-79592/2-A		320-13722-1	Selenium	105	80	120
	LCS 320-79592/2-A		320-13633-1	Selenium	105	80	120
	LCS 320-79592/2-A		320-13722-1	Silver	98	80	120
	LCS 320-79592/2-A		320-13633-1	Silver	98	80	120
	LCS 320-79592/2-A		320-13633-1	Strontium	113	80	120
	LCS 320-79592/2-A		320-13722-1	Strontium	113	80	120
	LCS 320-79592/2-A		320-13633-1	Thallium	99	80	120
	LCS 320-79592/2-A		320-13722-1	Thallium	99	80	120
	LCS 320-79592/2-A		320-13722-1	Tin	101	80	120
	LCS 320-79592/2-A		320-13633-1	Tin	101	80	120
	LCS 320-79592/2-A		320-13633-1	Vanadium	102	80	120
	LCS 320-79592/2-A		320-13722-1	Vanadium	102	80	120

Table 6. Laboratory Control Samples Data Summary for Groundwater Samples for the Open Detonation Unit, Kirtland Air Force Base, June 2015

Method	LabSample ID	Matrix	SDG	Analyte	% Recovery	Lower Control Limit	Upper Control Limit
SW6020							
	LCS 320-79592/2-A	WATER	320-13722-1	Zinc	111	80	120
	LCS 320-79592/2-A		320-13633-1	Zinc	111	80	120
SW6850							
	LCS 320-77876/2-A	WATER	320-13610-1	Perchlorate	100	80	120
	LCS 320-77876/2-A		320-13589-1	Perchlorate	100	80	120
	LCS 320-78714/2-A		320-13633-1	Perchlorate	91	80	120
	LCS 320-78714/2-A		320-13722-1	Perchlorate	91	80	120
SW7470A							
	LCS 320-78008/12-A	WATER	320-13610-1	Mercury	99	80	120
	LCS 320-78008/12-A		320-13589-1	Mercury	99	80	120
	LCS 320-78707/12-A		320-13722-1	Mercury	98	80	120
	LCS 320-78707/12-A		320-13633-1	Mercury	98	80	120
SW8011							
	LCS 680-389018/2-A	WATER	320-13589-1	1,2,3-Trichloropropane	94	70	130
	LCS 680-389018/2-A		320-13589-1	1,2-Dibromo-3-Chloropropane	87	70	130
	LCS 680-389018/2-A		320-13589-1	1,2-Dibromoethane (EDB)	86	70	130
	LCS 680-389346/4-A		320-13610-1	1,2,3-Trichloropropane	92	70	130
	LCS 680-389346/4-A		320-13610-1	1,2-Dibromo-3-Chloropropane	86	70	130
	LCS 680-389346/4-A		320-13610-1	1,2-Dibromoethane (EDB)	88	70	130
	LCS 680-389796/2-A		320-13633-1	1,2,3-Trichloropropane	106	70	130
	LCS 680-389796/2-A		320-13633-1	1,2-Dibromo-3-Chloropropane	116	70	130
	LCS 680-389796/2-A		320-13633-1	1,2-Dibromoethane (EDB)	112	70	130
	LCS 680-390481/4-A		320-13722-1	1,2,3-Trichloropropane	114	70	130
	LCS 680-390481/4-A		320-13722-1	1,2-Dibromo-3-Chloropropane	116	70	130
	LCS 680-390481/4-A		320-13722-1	1,2-Dibromoethane (EDB)	111	70	130
	LCSD 680-389018/3-A		320-13589-1	1,2,3-Trichloropropane	92	70	130
	LCSD 680-389018/3-A		320-13589-1	1,2-Dibromo-3-Chloropropane	85	70	130
	LCSD 680-389018/3-A		320-13589-1	1,2-Dibromoethane (EDB)	85	70	130
	LCSD 680-389346/5-A		320-13610-1	1,2,3-Trichloropropane	92	70	130
	LCSD 680-389346/5-A		320-13610-1	1,2-Dibromo-3-Chloropropane	86	70	130
	LCSD 680-389346/5-A		320-13610-1	1,2-Dibromoethane (EDB)	86	70	130
	LCSD 680-389796/3-A		320-13633-1	1,2,3-Trichloropropane	106	70	130
	LCSD 680-389796/3-A		320-13633-1	1,2-Dibromo-3-Chloropropane	117	70	130
	LCSD 680-389796/3-A		320-13633-1	1,2-Dibromoethane (EDB)	112	70	130
	LCSD 680-390481/5-A		320-13722-1	**1,2,3-Trichloropropane**	**150**	**70**	**130**
	LCSD 680-390481/5-A		320-13722-1	1,2-Dibromo-3-Chloropropane	121	70	130
	LCSD 680-390481/5-A		320-13722-1	1,2-Dibromoethane (EDB)	118	70	130
SW8260B							
	LCS 320-77832/3	WATER	320-13589-1	1,1,1-Trichloroethane	99	65	130
	LCS 320-77832/3		320-13589-1	1,1,2,2-Tetrachloroethane	99	65	130
	LCS 320-77832/3		320-13589-1	1,1,2-Trichloro-1,2,2-trifluoroet	102	64	125
	LCS 320-77832/3		320-13589-1	1,1,2-Trichloroethane	97	70	125

Table 6. Laboratory Control Samples Data Summary for Groundwater Samples for the Open Detonation Unit, Kirtland Air Force Base, June 2015

Method	LabSample ID	Matrix	SDG	Analyte	% Recovery	Lower Control Limit	Upper Control Limit
SW8260B							
	LCS 320-77832/3	WATER	320-13589-1	1,1-Dichloroethane	96	70	135
	LCS 320-77832/3		320-13589-1	1,1-Dichloroethene	98	70	130
	LCS 320-77832/3		320-13589-1	1,2,3-Trichlorobenzene	106	55	140
	LCS 320-77832/3		320-13589-1	1,2,4-Trichlorobenzene	105	65	135
	LCS 320-77832/3		320-13589-1	1,2,4-Trimethylbenzene	98	75	130
	LCS 320-77832/3		320-13589-1	1,2-Dichlorobenzene	99	70	120
	LCS 320-77832/3		320-13589-1	1,2-Dichloroethane	98	70	130
	LCS 320-77832/3		320-13589-1	1,2-Dichloropropane	96	75	125
	LCS 320-77832/3		320-13589-1	1,3,5-Trimethylbenzene	100	75	130
	LCS 320-77832/3		320-13589-1	1,3-Dichlorobenzene	99	75	125
	LCS 320-77832/3		320-13589-1	1,4-Dichlorobenzene	98	75	125
	LCS 320-77832/3		320-13589-1	2-Butanone (MEK)	95	30	150
	LCS 320-77832/3		320-13589-1	2-Hexanone	100	55	130
	LCS 320-77832/3		320-13589-1	4-Methyl-2-pentanone (MIBK)	105	60	135
	LCS 320-77832/3		320-13589-1	Acetone	90	40	140
	LCS 320-77832/3		320-13589-1	Benzene	98	80	120
	LCS 320-77832/3		320-13589-1	Bromochloromethane	99	65	130
	LCS 320-77832/3		320-13589-1	Bromodichloromethane	100	65	130
	LCS 320-77832/3		320-13589-1	Bromoform	95	70	120
	LCS 320-77832/3		320-13589-1	Bromomethane	88	30	145
	LCS 320-77832/3		320-13589-1	Carbon disulfide	100	35	160
	LCS 320-77832/3		320-13589-1	Carbon tetrachloride	103	65	140
	LCS 320-77832/3		320-13589-1	Chlorobenzene	98	80	120
	LCS 320-77832/3		320-13589-1	Chloroethane	78	60	135
	LCS 320-77832/3		320-13589-1	Chloroform	98	65	135
	LCS 320-77832/3		320-13589-1	Chloromethane	95	40	125
	LCS 320-77832/3		320-13589-1	cis-1,2-Dichloroethene	97	70	125
	LCS 320-77832/3		320-13589-1	cis-1,3-Dichloropropene	99	70	130
	LCS 320-77832/3		320-13589-1	Dibromochloromethane	101	60	135
	LCS 320-77832/3		320-13589-1	Dichlorodifluoromethane	102	30	155
	LCS 320-77832/3		320-13589-1	Ethylbenzene	97	75	125
	LCS 320-77832/3		320-13589-1	Isopropylbenzene	100	75	125
	LCS 320-77832/3		320-13589-1	Methyl tert-butyl ether	101	71	125
	LCS 320-77832/3		320-13589-1	Methylene Chloride	95	55	140
	LCS 320-77832/3		320-13589-1	m-Xylene & p-Xylene	96	75	130
	LCS 320-77832/3		320-13589-1	Naphthalene	106	55	140
	LCS 320-77832/3		320-13589-1	o-Xylene	98	80	120
	LCS 320-77832/3		320-13589-1	Styrene	100	65	135
	LCS 320-77832/3		320-13589-1	Tetrachloroethene	99	45	150
	LCS 320-77832/3		320-13589-1	Toluene	94	75	120
	LCS 320-77832/3		320-13589-1	trans-1,2-Dichloroethene	100	60	140
	LCS 320-77832/3		320-13589-1	trans-1,3-Dichloropropene	101	55	140

Table 6. Laboratory Control Samples Data Summary for Groundwater Samples for the Open Detonation Unit, Kirtland Air Force Base, June 2015

Method	LabSample ID	Matrix	SDG	Analyte	% Recovery	Lower Control Limit	Upper Control Limit
SW8260B							
	LCS 320-77832/3	WATER	320-13589-1	Trichloroethene	97	70	125
	LCS 320-77832/3		320-13589-1	Trichlorofluoromethane	103	60	145
	LCS 320-77832/3		320-13589-1	Vinyl chloride	99	50	136
	LCS 320-78099/5		320-13610-1	1,1,1-Trichloroethane	106	65	130
	LCS 320-78099/5		320-13633-1	1,1,1-Trichloroethane	106	65	130
	LCS 320-78099/5		320-13633-1	1,1,2,2-Tetrachloroethane	94	65	130
	LCS 320-78099/5		320-13610-1	1,1,2,2-Tetrachloroethane	94	65	130
	LCS 320-78099/5		320-13610-1	1,1,2-Trichloro-1,2,2-trifluoroet	107	64	125
	LCS 320-78099/5		320-13633-1	1,1,2-Trichloro-1,2,2-trifluoroet	107	64	125
	LCS 320-78099/5		320-13633-1	1,1,2-Trichloroethane	105	70	125
	LCS 320-78099/5		320-13610-1	1,1,2-Trichloroethane	105	70	125
	LCS 320-78099/5		320-13633-1	1,1-Dichloroethane	102	70	135
	LCS 320-78099/5		320-13610-1	1,1-Dichloroethane	102	70	135
	LCS 320-78099/5		320-13610-1	1,1-Dichloroethene	100	70	130
	LCS 320-78099/5		320-13633-1	1,1-Dichloroethene	100	70	130
	LCS 320-78099/5		320-13633-1	1,2,3-Trichlorobenzene	121	55	140
	LCS 320-78099/5		320-13610-1	1,2,3-Trichlorobenzene	121	55	140
	LCS 320-78099/5		320-13610-1	1,2,4-Trichlorobenzene	116	65	135
	LCS 320-78099/5		320-13633-1	1,2,4-Trichlorobenzene	116	65	135
	LCS 320-78099/5		320-13610-1	1,2,4-Trimethylbenzene	99	75	130
	LCS 320-78099/5		320-13633-1	1,2,4-Trimethylbenzene	99	75	130
	LCS 320-78099/5		320-13610-1	1,2-Dichlorobenzene	103	70	120
	LCS 320-78099/5		320-13633-1	1,2-Dichlorobenzene	103	70	120
	LCS 320-78099/5		320-13610-1	1,2-Dichloroethane	107	70	130
	LCS 320-78099/5		320-13633-1	1,2-Dichloroethane	107	70	130
	LCS 320-78099/5		320-13610-1	1,2-Dichloropropane	101	75	125
	LCS 320-78099/5		320-13633-1	1,2-Dichloropropane	101	75	125
	LCS 320-78099/5		320-13610-1	1,3,5-Trimethylbenzene	101	75	130
	LCS 320-78099/5		320-13633-1	1,3,5-Trimethylbenzene	101	75	130
	LCS 320-78099/5		320-13610-1	1,3-Dichlorobenzene	101	75	125
	LCS 320-78099/5		320-13633-1	1,3-Dichlorobenzene	101	75	125
	LCS 320-78099/5		320-13610-1	1,4-Dichlorobenzene	101	75	125
	LCS 320-78099/5		320-13633-1	1,4-Dichlorobenzene	101	75	125
	LCS 320-78099/5		320-13610-1	2-Butanone (MEK)	98	30	150
	LCS 320-78099/5		320-13633-1	2-Butanone (MEK)	98	30	150
	LCS 320-78099/5		320-13633-1	2-Hexanone	101	55	130
	LCS 320-78099/5		320-13610-1	2-Hexanone	101	55	130
	LCS 320-78099/5		320-13633-1	4-Methyl-2-pentanone (MIBK)	103	60	135
	LCS 320-78099/5		320-13610-1	4-Methyl-2-pentanone (MIBK)	103	60	135
	LCS 320-78099/5		320-13633-1	Acetone	92	40	140
	LCS 320-78099/5		320-13610-1	Acetone	92	40	140
	LCS 320-78099/5		320-13610-1	Benzene	101	80	120

Table 6. Laboratory Control Samples Data Summary for Groundwater Samples for the Open Detonation Unit, Kirtland Air Force Base, June 2015

Method	LabSample ID	Matrix	SDG	Analyte	% Recovery	Lower Control Limit	Upper Control Limit
SW8260B							
	LCS 320-78099/5	WATER	320-13633-1	Benzene	101	80	120
	LCS 320-78099/5		320-13610-1	Bromochloromethane	104	65	130
	LCS 320-78099/5		320-13633-1	Bromochloromethane	104	65	130
	LCS 320-78099/5		320-13633-1	Bromodichloromethane	108	65	130
	LCS 320-78099/5		320-13610-1	Bromodichloromethane	108	65	130
	LCS 320-78099/5		320-13633-1	Bromoform	99	70	120
	LCS 320-78099/5		320-13610-1	Bromoform	99	70	120
	LCS 320-78099/5		320-13610-1	Bromomethane	95	30	145
	LCS 320-78099/5		320-13633-1	Bromomethane	95	30	145
	LCS 320-78099/5		320-13633-1	Carbon disulfide	103	35	160
	LCS 320-78099/5		320-13610-1	Carbon disulfide	103	35	160
	LCS 320-78099/5		320-13633-1	Carbon tetrachloride	111	65	140
	LCS 320-78099/5		320-13610-1	Carbon tetrachloride	111	65	140
	LCS 320-78099/5		320-13633-1	Chlorobenzene	102	80	120
	LCS 320-78099/5		320-13610-1	Chlorobenzene	102	80	120
	LCS 320-78099/5		320-13610-1	Chloroethane	113	60	135
	LCS 320-78099/5		320-13633-1	Chloroethane	113	60	135
	LCS 320-78099/5		320-13610-1	Chloroform	105	65	135
	LCS 320-78099/5		320-13633-1	Chloroform	105	65	135
	LCS 320-78099/5		320-13633-1	Chloromethane	96	40	125
	LCS 320-78099/5		320-13610-1	Chloromethane	96	40	125
	LCS 320-78099/5		320-13633-1	cis-1,2-Dichloroethene	101	70	125
	LCS 320-78099/5		320-13610-1	cis-1,2-Dichloroethene	101	70	125
	LCS 320-78099/5		320-13610-1	cis-1,3-Dichloropropene	107	70	130
	LCS 320-78099/5		320-13633-1	cis-1,3-Dichloropropene	107	70	130
	LCS 320-78099/5		320-13610-1	Dibromochloromethane	107	60	135
	LCS 320-78099/5		320-13633-1	Dibromochloromethane	107	60	135
	LCS 320-78099/5		320-13633-1	Dichlorodifluoromethane	104	30	155
	LCS 320-78099/5		320-13610-1	Dichlorodifluoromethane	104	30	155
	LCS 320-78099/5		320-13610-1	Ethylbenzene	100	75	125
	LCS 320-78099/5		320-13633-1	Ethylbenzene	100	75	125
	LCS 320-78099/5		320-13610-1	Isopropylbenzene	102	75	125
	LCS 320-78099/5		320-13633-1	Isopropylbenzene	102	75	125
	LCS 320-78099/5		320-13610-1	Methyl tert-butyl ether	106	71	125
	LCS 320-78099/5		320-13633-1	Methyl tert-butyl ether	106	71	125
	LCS 320-78099/5		320-13633-1	Methylene Chloride	99	55	140
	LCS 320-78099/5		320-13610-1	Methylene Chloride	99	55	140
	LCS 320-78099/5		320-13633-1	m-Xylene & p-Xylene	99	75	130
	LCS 320-78099/5		320-13610-1	m-Xylene & p-Xylene	99	75	130
	LCS 320-78099/5		320-13610-1	Naphthalene	117	55	140
	LCS 320-78099/5		320-13633-1	Naphthalene	117	55	140
	LCS 320-78099/5		320-13633-1	o-Xylene	102	80	120

Table 6. Laboratory Control Samples Data Summary for Groundwater Samples for the Open Detonation Unit, Kirtland Air Force Base, June 2015

Method	LabSample ID	Matrix	SDG	Analyte	% Recovery	Lower Control Limit	Upper Control Limit
SW8260B							
	LCS 320-78099/5	WATER	320-13610-1	o-Xylene	102	80	120
	LCS 320-78099/5		320-13610-1	Styrene	104	65	135
	LCS 320-78099/5		320-13633-1	Styrene	104	65	135
	LCS 320-78099/5		320-13610-1	Tetrachloroethene	103	45	150
	LCS 320-78099/5		320-13633-1	Tetrachloroethene	103	45	150
	LCS 320-78099/5		320-13633-1	Toluene	99	75	120
	LCS 320-78099/5		320-13610-1	Toluene	99	75	120
	LCS 320-78099/5		320-13610-1	trans-1,2-Dichloroethene	103	60	140
	LCS 320-78099/5		320-13633-1	trans-1,2-Dichloroethene	103	60	140
	LCS 320-78099/5		320-13610-1	trans-1,3-Dichloropropene	110	55	140
	LCS 320-78099/5		320-13633-1	trans-1,3-Dichloropropene	110	55	140
	LCS 320-78099/5		320-13610-1	Trichloroethene	105	70	125
	LCS 320-78099/5		320-13633-1	Trichloroethene	105	70	125
	LCS 320-78099/5		320-13610-1	Trichlorofluoromethane	119	60	145
	LCS 320-78099/5		320-13633-1	Trichlorofluoromethane	119	60	145
	LCS 320-78099/5		320-13633-1	Vinyl chloride	100	50	136
	LCS 320-78099/5		320-13610-1	Vinyl chloride	100	50	136
	LCS 320-78934/4		320-13722-1	1,1,1-Trichloroethane	97	65	130
	LCS 320-78934/4		320-13722-1	1,1,2,2-Tetrachloroethane	115	65	130
	LCS 320-78934/4		320-13722-1	1,1,2-Trichloro-1,2,2-trifluoroet	99	64	125
	LCS 320-78934/4		320-13722-1	1,1,2-Trichloroethane	111	70	125
	LCS 320-78934/4		320-13722-1	1,1-Dichloroethane	97	70	135
	LCS 320-78934/4		320-13722-1	1,1-Dichloroethene	96	70	130
	LCS 320-78934/4		320-13722-1	1,2,3-Trichlorobenzene	92	55	140
	LCS 320-78934/4		320-13722-1	1,2,4-Trichlorobenzene	94	65	135
	LCS 320-78934/4		320-13722-1	1,2,4-Trimethylbenzene	111	75	130
	LCS 320-78934/4		320-13722-1	1,2-Dichlorobenzene	111	70	120
	LCS 320-78934/4		320-13722-1	1,2-Dichloroethane	99	70	130
	LCS 320-78934/4		320-13722-1	1,2-Dichloropropane	107	75	125
	LCS 320-78934/4		320-13722-1	1,3,5-Trimethylbenzene	112	75	130
	LCS 320-78934/4		320-13722-1	1,3-Dichlorobenzene	110	75	125
	LCS 320-78934/4		320-13722-1	1,4-Dichlorobenzene	110	75	125
	LCS 320-78934/4		320-13722-1	2-Butanone (MEK)	109	30	150
	LCS 320-78934/4		320-13722-1	2-Hexanone	108	55	130
	LCS 320-78934/4		320-13722-1	4-Methyl-2-pentanone (MIBK)	105	60	135
	LCS 320-78934/4		320-13722-1	Acetone	97	40	140
	LCS 320-78934/4		320-13722-1	Benzene	103	80	120
	LCS 320-78934/4		320-13722-1	Bromochloromethane	101	65	130
	LCS 320-78934/4		320-13722-1	Bromodichloromethane	104	65	130
	LCS 320-78934/4		320-13722-1	Bromoform	96	70	120
	LCS 320-78934/4		320-13722-1	Bromomethane	105	30	145
	LCS 320-78934/4		320-13722-1	Carbon disulfide	92	35	160

Table 6. Laboratory Control Samples Data Summary for Groundwater Samples for the Open Detonation Unit, Kirtland Air Force Base, June 2015

Method	LabSample ID	Matrix	SDG	Analyte	% Recovery	Lower Control Limit	Upper Control Limit
SW8260B							
	LCS 320-78934/4	WATER	320-13722-1	Carbon tetrachloride	95	65	140
	LCS 320-78934/4		320-13722-1	Chlorobenzene	104	80	120
	LCS 320-78934/4		320-13722-1	Chloroethane	103	60	135
	LCS 320-78934/4		320-13722-1	Chloroform	101	65	135
	LCS 320-78934/4		320-13722-1	Chloromethane	98	40	125
	LCS 320-78934/4		320-13722-1	cis-1,2-Dichloroethene	100	70	125
	LCS 320-78934/4		320-13722-1	cis-1,3-Dichloropropene	105	70	130
	LCS 320-78934/4		320-13722-1	Dibromochloromethane	102	60	135
	LCS 320-78934/4		320-13722-1	Dichlorodifluoromethane	108	30	155
	LCS 320-78934/4		320-13722-1	Ethylbenzene	102	75	125
	LCS 320-78934/4		320-13722-1	Isopropylbenzene	106	75	125
	LCS 320-78934/4		320-13722-1	Methyl tert-butyl ether	103	71	125
	LCS 320-78934/4		320-13722-1	Methylene Chloride	99	55	140
	LCS 320-78934/4		320-13722-1	m-Xylene & p-Xylene	101	75	130
	LCS 320-78934/4		320-13722-1	Naphthalene	96	55	140
	LCS 320-78934/4		320-13722-1	o-Xylene	104	80	120
	LCS 320-78934/4		320-13722-1	Styrene	107	65	135
	LCS 320-78934/4		320-13722-1	Tetrachloroethene	102	45	150
	LCS 320-78934/4		320-13722-1	Toluene	102	75	120
	LCS 320-78934/4		320-13722-1	trans-1,2-Dichloroethene	94	60	140
	LCS 320-78934/4		320-13722-1	trans-1,3-Dichloropropene	107	55	140
	LCS 320-78934/4		320-13722-1	Trichloroethene	101	70	125
	LCS 320-78934/4		320-13722-1	Trichlorofluoromethane	97	60	145
	LCS 320-78934/4		320-13722-1	Vinyl chloride	104	50	136
	LCS 320-79073/4		320-13722-1	1,1,1-Trichloroethane	95	65	130
	LCS 320-79073/4		320-13722-1	1,1,2,2-Tetrachloroethane	102	65	130
	LCS 320-79073/4		320-13722-1	1,1,2-Trichloro-1,2,2-trifluoroet	96	64	125
	LCS 320-79073/4		320-13722-1	1,1,2-Trichloroethane	115	70	125
	LCS 320-79073/4		320-13722-1	1,1-Dichloroethane	98	70	135
	LCS 320-79073/4		320-13722-1	1,1-Dichloroethene	94	70	130
	LCS 320-79073/4		320-13722-1	1,2,3-Trichlorobenzene	102	55	140
	LCS 320-79073/4		320-13722-1	1,2,4-Trichlorobenzene	98	65	135
	LCS 320-79073/4		320-13722-1	1,2,4-Trimethylbenzene	108	75	130
	LCS 320-79073/4		320-13722-1	1,2-Dichlorobenzene	107	70	120
	LCS 320-79073/4		320-13722-1	1,2-Dichloroethane	99	70	130
	LCS 320-79073/4		320-13722-1	1,2-Dichloropropane	108	75	125
	LCS 320-79073/4		320-13722-1	1,3,5-Trimethylbenzene	109	75	130
	LCS 320-79073/4		320-13722-1	1,3-Dichlorobenzene	109	75	125
	LCS 320-79073/4		320-13722-1	1,4-Dichlorobenzene	109	75	125
	LCS 320-79073/4		320-13722-1	2-Butanone (MEK)	115	30	150
	LCS 320-79073/4		320-13722-1	2-Hexanone	107	55	130
	LCS 320-79073/4		320-13722-1	4-Methyl-2-pentanone (MIBK)	114	60	135

Table 6. Laboratory Control Samples Data Summary for Groundwater Samples for the Open Detonation Unit, Kirtland Air Force Base, June 2015

Method	LabSample ID	Matrix	SDG	Analyte	% Recovery	Lower Control Limit	Upper Control Limit
SW8260B							
	LCS 320-79073/4	WATER	320-13722-1	Acetone	97	40	140
	LCS 320-79073/4		320-13722-1	Benzene	105	80	120
	LCS 320-79073/4		320-13722-1	Bromochloromethane	102	65	130
	LCS 320-79073/4		320-13722-1	Bromodichloromethane	105	65	130
	LCS 320-79073/4		320-13722-1	Bromoform	101	70	120
	LCS 320-79073/4		320-13722-1	Bromomethane	103	30	145
	LCS 320-79073/4		320-13722-1	Carbon disulfide	95	35	160
	LCS 320-79073/4		320-13722-1	Carbon tetrachloride	96	65	140
	LCS 320-79073/4		320-13722-1	Chlorobenzene	106	80	120
	LCS 320-79073/4		320-13722-1	Chloroethane	110	60	135
	LCS 320-79073/4		320-13722-1	Chloroform	102	65	135
	LCS 320-79073/4		320-13722-1	Chloromethane	99	40	125
	LCS 320-79073/4		320-13722-1	cis-1,2-Dichloroethene	103	70	125
	LCS 320-79073/4		320-13722-1	cis-1,3-Dichloropropene	106	70	130
	LCS 320-79073/4		320-13722-1	Dibromochloromethane	104	60	135
	LCS 320-79073/4		320-13722-1	Dichlorodifluoromethane	111	30	155
	LCS 320-79073/4		320-13722-1	Ethylbenzene	104	75	125
	LCS 320-79073/4		320-13722-1	Isopropylbenzene	108	75	125
	LCS 320-79073/4		320-13722-1	Methyl tert-butyl ether	104	71	125
	LCS 320-79073/4		320-13722-1	Methylene Chloride	98	55	140
	LCS 320-79073/4		320-13722-1	m-Xylene & p-Xylene	106	75	130
	LCS 320-79073/4		320-13722-1	Naphthalene	102	55	140
	LCS 320-79073/4		320-13722-1	o-Xylene	106	80	120
	LCS 320-79073/4		320-13722-1	Styrene	109	65	135
	LCS 320-79073/4		320-13722-1	Tetrachloroethene	105	45	150
	LCS 320-79073/4		320-13722-1	Toluene	105	75	120
	LCS 320-79073/4		320-13722-1	trans-1,2-Dichloroethene	95	60	140
	LCS 320-79073/4		320-13722-1	trans-1,3-Dichloropropene	109	55	140
	LCS 320-79073/4		320-13722-1	Trichloroethene	107	70	125
	LCS 320-79073/4		320-13722-1	Trichlorofluoromethane	102	60	145
	LCS 320-79073/4		320-13722-1	Vinyl chloride	108	50	136
	LCSD 320-78934/5		320-13722-1	1,1,1-Trichloroethane	94	65	130
	LCSD 320-78934/5		320-13722-1	1,1,2,2-Tetrachloroethane	107	65	130
	LCSD 320-78934/5		320-13722-1	1,1,2-Trichloro-1,2,2-trifluoroet	93	64	125
	LCSD 320-78934/5		320-13722-1	1,1,2-Trichloroethane	107	70	125
	LCSD 320-78934/5		320-13722-1	1,1-Dichloroethane	95	70	135
	LCSD 320-78934/5		320-13722-1	1,1-Dichloroethene	91	70	130
	LCSD 320-78934/5		320-13722-1	1,2,3-Trichlorobenzene	85	55	140
	LCSD 320-78934/5		320-13722-1	1,2,4-Trichlorobenzene	88	65	135
	LCSD 320-78934/5		320-13722-1	1,2,4-Trimethylbenzene	107	75	130
	LCSD 320-78934/5		320-13722-1	1,2-Dichlorobenzene	105	70	120
	LCSD 320-78934/5		320-13722-1	1,2-Dichloroethane	96	70	130

Table 6. Laboratory Control Samples Data Summary for Groundwater Samples for the Open Detonation Unit, Kirtland Air Force Base, June 2015

Method	LabSample ID	Matrix	SDG	Analyte	% Recovery	Lower Control Limit	Upper Control Limit
SW8260B							
	LCSD 320-78934/5	WATER	320-13722-1	1,2-Dichloropropane	102	75	125
	LCSD 320-78934/5		320-13722-1	1,3,5-Trimethylbenzene	108	75	130
	LCSD 320-78934/5		320-13722-1	1,3-Dichlorobenzene	105	75	125
	LCSD 320-78934/5		320-13722-1	1,4-Dichlorobenzene	106	75	125
	LCSD 320-78934/5		320-13722-1	2-Butanone (MEK)	109	30	150
	LCSD 320-78934/5		320-13722-1	2-Hexanone	107	55	130
	LCSD 320-78934/5		320-13722-1	4-Methyl-2-pentanone (MIBK)	106	60	135
	LCSD 320-78934/5		320-13722-1	Acetone	100	40	140
	LCSD 320-78934/5		320-13722-1	Benzene	100	80	120
	LCSD 320-78934/5		320-13722-1	Bromochloromethane	97	65	130
	LCSD 320-78934/5		320-13722-1	Bromodichloromethane	102	65	130
	LCSD 320-78934/5		320-13722-1	Bromoform	93	70	120
	LCSD 320-78934/5		320-13722-1	Bromomethane	102	30	145
	LCSD 320-78934/5		320-13722-1	Carbon disulfide	89	35	160
	LCSD 320-78934/5		320-13722-1	Carbon tetrachloride	93	65	140
	LCSD 320-78934/5		320-13722-1	Chlorobenzene	102	80	120
	LCSD 320-78934/5		320-13722-1	Chloroethane	105	60	135
	LCSD 320-78934/5		320-13722-1	Chloroform	98	65	135
	LCSD 320-78934/5		320-13722-1	Chloromethane	97	40	125
	LCSD 320-78934/5		320-13722-1	cis-1,2-Dichloroethene	98	70	125
	LCSD 320-78934/5		320-13722-1	cis-1,3-Dichloropropene	100	70	130
	LCSD 320-78934/5		320-13722-1	Dibromochloromethane	101	60	135
	LCSD 320-78934/5		320-13722-1	Dichlorodifluoromethane	111	30	155
	LCSD 320-78934/5		320-13722-1	Ethylbenzene	101	75	125
	LCSD 320-78934/5		320-13722-1	Isopropylbenzene	104	75	125
	LCSD 320-78934/5		320-13722-1	Methyl tert-butyl ether	101	71	125
	LCSD 320-78934/5		320-13722-1	Methylene Chloride	96	55	140
	LCSD 320-78934/5		320-13722-1	m-Xylene & p-Xylene	102	75	130
	LCSD 320-78934/5		320-13722-1	Naphthalene	89	55	140
	LCSD 320-78934/5		320-13722-1	o-Xylene	104	80	120
	LCSD 320-78934/5		320-13722-1	Styrene	105	65	135
	LCSD 320-78934/5		320-13722-1	Tetrachloroethene	101	45	150
	LCSD 320-78934/5		320-13722-1	Toluene	99	75	120
	LCSD 320-78934/5		320-13722-1	trans-1,2-Dichloroethene	94	60	140
	LCSD 320-78934/5		320-13722-1	trans-1,3-Dichloropropene	104	55	140
	LCSD 320-78934/5		320-13722-1	Trichloroethene	98	70	125
	LCSD 320-78934/5		320-13722-1	Trichlorofluoromethane	98	60	145
	LCSD 320-78934/5		320-13722-1	Vinyl chloride	104	50	136
	LCSD 320-79073/5		320-13722-1	1,1,1-Trichloroethane	95	65	130
	LCSD 320-79073/5		320-13722-1	1,1,2,2-Tetrachloroethane	100	65	130
	LCSD 320-79073/5		320-13722-1	1,1,2-Trichloro-1,2,2-trifluoroet	94	64	125
	LCSD 320-79073/5		320-13722-1	1,1,2-Trichloroethane	111	70	125

Table 6. Laboratory Control Samples Data Summary for Groundwater Samples for the Open Detonation Unit, Kirtland Air Force Base, June 2015

Method	LabSample ID	Matrix	SDG	Analyte	% Recovery	Lower Control Limit	Upper Control Limit
SW8260B							
	LCSD 320-79073/5	WATER	320-13722-1	1,1-Dichloroethane	97	70	135
	LCSD 320-79073/5		320-13722-1	1,1-Dichloroethene	95	70	130
	LCSD 320-79073/5		320-13722-1	1,2,3-Trichlorobenzene	103	55	140
	LCSD 320-79073/5		320-13722-1	1,2,4-Trichlorobenzene	101	65	135
	LCSD 320-79073/5		320-13722-1	1,2,4-Trimethylbenzene	105	75	130
	LCSD 320-79073/5		320-13722-1	1,2-Dichlorobenzene	105	70	120
	LCSD 320-79073/5		320-13722-1	1,2-Dichloroethane	98	70	130
	LCSD 320-79073/5		320-13722-1	1,2-Dichloropropane	104	75	125
	LCSD 320-79073/5		320-13722-1	1,3,5-Trimethylbenzene	104	75	130
	LCSD 320-79073/5		320-13722-1	1,3-Dichlorobenzene	105	75	125
	LCSD 320-79073/5		320-13722-1	1,4-Dichlorobenzene	104	75	125
	LCSD 320-79073/5		320-13722-1	2-Butanone (MEK)	111	30	150
	LCSD 320-79073/5		320-13722-1	2-Hexanone	108	55	130
	LCSD 320-79073/5		320-13722-1	4-Methyl-2-pentanone (MIBK)	109	60	135
	LCSD 320-79073/5		320-13722-1	Acetone	104	40	140
	LCSD 320-79073/5		320-13722-1	Benzene	103	80	120
	LCSD 320-79073/5		320-13722-1	Bromochloromethane	104	65	130
	LCSD 320-79073/5		320-13722-1	Bromodichloromethane	104	65	130
	LCSD 320-79073/5		320-13722-1	Bromoform	100	70	120
	LCSD 320-79073/5		320-13722-1	Bromomethane	99	30	145
	LCSD 320-79073/5		320-13722-1	Carbon disulfide	92	35	160
	LCSD 320-79073/5		320-13722-1	Carbon tetrachloride	92	65	140
	LCSD 320-79073/5		320-13722-1	Chlorobenzene	106	80	120
	LCSD 320-79073/5		320-13722-1	Chloroethane	107	60	135
	LCSD 320-79073/5		320-13722-1	Chloroform	101	65	135
	LCSD 320-79073/5		320-13722-1	Chloromethane	100	40	125
	LCSD 320-79073/5		320-13722-1	cis-1,2-Dichloroethene	98	70	125
	LCSD 320-79073/5		320-13722-1	cis-1,3-Dichloropropene	105	70	130
	LCSD 320-79073/5		320-13722-1	Dibromochloromethane	102	60	135
	LCSD 320-79073/5		320-13722-1	Dichlorodifluoromethane	112	30	155
	LCSD 320-79073/5		320-13722-1	Ethylbenzene	103	75	125
	LCSD 320-79073/5		320-13722-1	Isopropylbenzene	105	75	125
	LCSD 320-79073/5		320-13722-1	Methyl tert-butyl ether	102	71	125
	LCSD 320-79073/5		320-13722-1	Methylene Chloride	99	55	140
	LCSD 320-79073/5		320-13722-1	m-Xylene & p-Xylene	103	75	130
	LCSD 320-79073/5		320-13722-1	Naphthalene	104	55	140
	LCSD 320-79073/5		320-13722-1	o-Xylene	106	80	120
	LCSD 320-79073/5		320-13722-1	Styrene	107	65	135
	LCSD 320-79073/5		320-13722-1	Tetrachloroethene	104	45	150
	LCSD 320-79073/5		320-13722-1	Toluene	102	75	120
	LCSD 320-79073/5		320-13722-1	trans-1,2-Dichloroethene	96	60	140
	LCSD 320-79073/5		320-13722-1	trans-1,3-Dichloropropene	106	55	140

Table 6. Laboratory Control Samples Data Summary for Groundwater Samples for the Open Detonation Unit, Kirtland Air Force Base, June 2015

Method	LabSample ID	Matrix	SDG	Analyte	% Recovery	Lower Control Limit	Upper Control Limit
SW8260B							
	LCSD 320-79073/5	WATER	320-13722-1	Trichloroethene	105	70	125
	LCSD 320-79073/5		320-13722-1	Trichlorofluoromethane	105	60	145
	LCSD 320-79073/5		320-13722-1	Vinyl chloride	105	50	136
SW8270							
	LCS 320-78052/2-A	WATER	320-13610-1	1,2,4,5-Tetrachlorobenzene	84	41	103
	LCS 320-78052/2-A		320-13633-1	1,2,4,5-Tetrachlorobenzene	84	41	103
	LCS 320-78052/2-A		320-13589-1	1,2,4,5-Tetrachlorobenzene	84	41	103
	LCS 320-78052/2-A		320-13589-1	2,4,5-Trichlorophenol	99	50	110
	LCS 320-78052/2-A		320-13610-1	2,4,5-Trichlorophenol	99	50	110
	LCS 320-78052/2-A		320-13633-1	2,4,5-Trichlorophenol	99	50	110
	LCS 320-78052/2-A		320-13633-1	2,4,6-Trichlorophenol	101	50	115
	LCS 320-78052/2-A		320-13589-1	2,4,6-Trichlorophenol	101	50	115
	LCS 320-78052/2-A		320-13610-1	2,4,6-Trichlorophenol	101	50	115
	LCS 320-78052/2-A		320-13633-1	2,4-Dichlorophenol	99	50	105
	LCS 320-78052/2-A		320-13610-1	2,4-Dichlorophenol	99	50	105
	LCS 320-78052/2-A		320-13589-1	2,4-Dichlorophenol	99	50	105
	LCS 320-78052/2-A		320-13633-1	2,4-Dimethylphenol	94	30	110
	LCS 320-78052/2-A		320-13610-1	2,4-Dimethylphenol	94	30	110
	LCS 320-78052/2-A		320-13589-1	2,4-Dimethylphenol	94	30	110
	LCS 320-78052/2-A		320-13633-1	2,4-Dinitrotoluene	107	50	120
	LCS 320-78052/2-A		320-13610-1	2,4-Dinitrotoluene	107	50	120
	LCS 320-78052/2-A		320-13589-1	2,4-Dinitrotoluene	107	50	120
	LCS 320-78052/2-A		320-13589-1	2,6-Dichlorophenol	96	70	130
	LCS 320-78052/2-A		320-13633-1	2,6-Dichlorophenol	96	70	130
	LCS 320-78052/2-A		320-13610-1	2,6-Dichlorophenol	96	70	130
	LCS 320-78052/2-A		320-13589-1	2,6-Dinitrotoluene	101	50	115
	LCS 320-78052/2-A		320-13610-1	2,6-Dinitrotoluene	101	50	115
	LCS 320-78052/2-A		320-13633-1	2,6-Dinitrotoluene	101	50	115
	LCS 320-78052/2-A		320-13633-1	2-Chloronaphthalene	86	50	105
	LCS 320-78052/2-A		320-13610-1	2-Chloronaphthalene	86	50	105
	LCS 320-78052/2-A		320-13589-1	2-Chloronaphthalene	86	50	105
	LCS 320-78052/2-A		320-13633-1	2-Chlorophenol	92	35	105
	LCS 320-78052/2-A		320-13589-1	2-Chlorophenol	92	35	105
	LCS 320-78052/2-A		320-13610-1	2-Chlorophenol	92	35	105
	LCS 320-78052/2-A		320-13633-1	2-Methylphenol	84	40	110
	LCS 320-78052/2-A		320-13589-1	2-Methylphenol	84	40	110
	LCS 320-78052/2-A		320-13610-1	2-Methylphenol	84	40	110
	LCS 320-78052/2-A		320-13589-1	2-Nitroaniline	102	50	115
	LCS 320-78052/2-A		320-13610-1	2-Nitroaniline	102	50	115
	LCS 320-78052/2-A		320-13633-1	2-Nitroaniline	102	50	115
	LCS 320-78052/2-A		320-13610-1	2-Nitrophenol	102	40	115
	LCS 320-78052/2-A		320-13633-1	2-Nitrophenol	102	40	115

Table 6. Laboratory Control Samples Data Summary for Groundwater Samples for the Open Detonation Unit, Kirtland Air Force Base, June 2015

Method	LabSample ID	Matrix	SDG	Analyte	% Recovery	Lower Control Limit	Upper Control Limit
SW8270							
	LCS 320-78052/2-A	WATER	320-13589-1	2-Nitrophenol	102	40	115
	LCS 320-78052/2-A		320-13589-1	3,3'-Dichlorobenzidine	101	20	110
	LCS 320-78052/2-A		320-13610-1	3,3'-Dichlorobenzidine	101	20	110
	LCS 320-78052/2-A		320-13633-1	3,3'-Dichlorobenzidine	101	20	110
	LCS 320-78052/2-A		320-13589-1	3-Methylphenol & 4-Methylphe	78	30	110
	LCS 320-78052/2-A		320-13610-1	3-Methylphenol & 4-Methylphe	78	30	110
	LCS 320-78052/2-A		320-13633-1	3-Methylphenol & 4-Methylphe	78	30	110
	LCS 320-78052/2-A		320-13589-1	3-Nitroaniline	90	20	125
	LCS 320-78052/2-A		320-13633-1	3-Nitroaniline	90	20	125
	LCS 320-78052/2-A		320-13610-1	3-Nitroaniline	90	20	125
	LCS 320-78052/2-A		320-13610-1	4,6-Dinitro-2-methylphenol	106	40	130
	LCS 320-78052/2-A		320-13633-1	4,6-Dinitro-2-methylphenol	106	40	130
	LCS 320-78052/2-A		320-13589-1	4,6-Dinitro-2-methylphenol	106	40	130
	LCS 320-78052/2-A		320-13610-1	4-Bromophenyl phenyl ether	94	50	115
	LCS 320-78052/2-A		320-13633-1	4-Bromophenyl phenyl ether	94	50	115
	LCS 320-78052/2-A		320-13589-1	4-Bromophenyl phenyl ether	94	50	115
	LCS 320-78052/2-A		320-13633-1	4-Chloro-3-methylphenol	101	45	110
	LCS 320-78052/2-A		320-13589-1	4-Chloro-3-methylphenol	101	45	110
	LCS 320-78052/2-A		320-13610-1	4-Chloro-3-methylphenol	101	45	110
	LCS 320-78052/2-A		320-13633-1	4-Chloroaniline	87	15	110
	LCS 320-78052/2-A		320-13610-1	4-Chloroaniline	87	15	110
	LCS 320-78052/2-A		320-13589-1	4-Chloroaniline	87	15	110
	LCS 320-78052/2-A		320-13633-1	4-Chlorophenyl phenyl ether	94	50	110
	LCS 320-78052/2-A		320-13589-1	4-Chlorophenyl phenyl ether	94	50	110
	LCS 320-78052/2-A		320-13610-1	4-Chlorophenyl phenyl ether	94	50	110
	LCS 320-78052/2-A		320-13633-1	4-Nitroaniline	107	35	120
	LCS 320-78052/2-A		320-13610-1	4-Nitroaniline	107	35	120
	LCS 320-78052/2-A		320-13589-1	4-Nitroaniline	107	35	120
	LCS 320-78052/2-A		320-13589-1	4-Nitrophenol	55	0	125
	LCS 320-78052/2-A		320-13633-1	4-Nitrophenol	55	0	125
	LCS 320-78052/2-A		320-13610-1	4-Nitrophenol	55	0	125
	LCS 320-78052/2-A		320-13633-1	Acetophenone	91	70	130
	LCS 320-78052/2-A		320-13589-1	Acetophenone	91	70	130
	LCS 320-78052/2-A		320-13610-1	Acetophenone	91	70	130
	LCS 320-78052/2-A		320-13633-1	Azobenzene	88	55	115
	LCS 320-78052/2-A		320-13589-1	Azobenzene	88	55	115
	LCS 320-78052/2-A		320-13610-1	Azobenzene	88	55	115
	LCS 320-78052/2-A		320-13589-1	Benzaldehyde	89	70	130
	LCS 320-78052/2-A		320-13633-1	Benzaldehyde	89	70	130
	LCS 320-78052/2-A		320-13610-1	Benzaldehyde	89	70	130
	LCS 320-78052/2-A		320-13633-1	Biphenyl	89	47	101
	LCS 320-78052/2-A		320-13589-1	Biphenyl	89	47	101

Table 6. Laboratory Control Samples Data Summary for Groundwater Samples for the Open Detonation Unit, Kirtland Air Force Base, June 2015

Method	LabSample ID	Matrix	SDG	Analyte	% Recovery	Lower Control Limit	Upper Control Limit
SW8270							
	LCS 320-78052/2-A	WATER	320-13610-1	Biphenyl	89	47	101
	LCS 320-78052/2-A		320-13610-1	bis (2-chloroisopropyl) ether	84	25	130
	LCS 320-78052/2-A		320-13633-1	bis (2-chloroisopropyl) ether	84	25	130
	LCS 320-78052/2-A		320-13589-1	bis (2-chloroisopropyl) ether	84	25	130
	LCS 320-78052/2-A		320-13589-1	Bis(2-chloroethoxy)methane	91	45	105
	LCS 320-78052/2-A		320-13610-1	Bis(2-chloroethoxy)methane	91	45	105
	LCS 320-78052/2-A		320-13633-1	Bis(2-chloroethoxy)methane	91	45	105
	LCS 320-78052/2-A		320-13589-1	Bis(2-chloroethyl)ether	90	35	110
	LCS 320-78052/2-A		320-13610-1	Bis(2-chloroethyl)ether	90	35	110
	LCS 320-78052/2-A		320-13633-1	Bis(2-chloroethyl)ether	90	35	110
	LCS 320-78052/2-A		320-13610-1	Bis(2-ethylhexyl) phthalate	101	40	125
	LCS 320-78052/2-A		320-13589-1	Bis(2-ethylhexyl) phthalate	101	40	125
	LCS 320-78052/2-A		320-13633-1	Bis(2-ethylhexyl) phthalate	101	40	125
	LCS 320-78052/2-A		320-13633-1	Butyl benzyl phthalate	103	45	115
	LCS 320-78052/2-A		320-13589-1	Butyl benzyl phthalate	103	45	115
	LCS 320-78052/2-A		320-13610-1	Butyl benzyl phthalate	103	45	115
	LCS 320-78052/2-A		320-13633-1	Carbazole	94	50	115
	LCS 320-78052/2-A		320-13610-1	Carbazole	94	50	115
	LCS 320-78052/2-A		320-13589-1	Carbazole	94	50	115
	LCS 320-78052/2-A		320-13589-1	Dibenzofuran	92	55	105
	LCS 320-78052/2-A		320-13610-1	Dibenzofuran	92	55	105
	LCS 320-78052/2-A		320-13633-1	Dibenzofuran	92	55	105
	LCS 320-78052/2-A		320-13610-1	Diethyl phthalate	99	40	120
	LCS 320-78052/2-A		320-13589-1	Diethyl phthalate	99	40	120
	LCS 320-78052/2-A		320-13633-1	Diethyl phthalate	99	40	120
	LCS 320-78052/2-A		320-13633-1	Dimethyl phthalate	97	25	125
	LCS 320-78052/2-A		320-13589-1	Dimethyl phthalate	97	25	125
	LCS 320-78052/2-A		320-13610-1	Dimethyl phthalate	97	25	125
	LCS 320-78052/2-A		320-13610-1	Di-n-butyl phthalate	99	55	115
	LCS 320-78052/2-A		320-13633-1	Di-n-butyl phthalate	99	55	115
	LCS 320-78052/2-A		320-13589-1	Di-n-butyl phthalate	99	55	115
	LCS 320-78052/2-A		320-13589-1	Di-n-octyl phthalate	102	35	135
	LCS 320-78052/2-A		320-13610-1	Di-n-octyl phthalate	102	35	135
	LCS 320-78052/2-A		320-13633-1	Di-n-octyl phthalate	102	35	135
	LCS 320-78052/2-A		320-13633-1	Hexachlorobenzene	95	50	110
	LCS 320-78052/2-A		320-13589-1	Hexachlorobenzene	95	50	110
	LCS 320-78052/2-A		320-13610-1	Hexachlorobenzene	95	50	110
	LCS 320-78052/2-A		320-13633-1	Hexachlorobutadiene	68	25	105
	LCS 320-78052/2-A		320-13610-1	Hexachlorobutadiene	68	25	105
	LCS 320-78052/2-A		320-13589-1	Hexachlorobutadiene	68	25	105
	LCS 320-78052/2-A		320-13633-1	Hexachlorocyclopentadiene	66	37	93
	LCS 320-78052/2-A		320-13610-1	Hexachlorocyclopentadiene	66	37	93

Table 6. Laboratory Control Samples Data Summary for Groundwater Samples for the Open Detonation Unit, Kirtland Air Force Base, June 2015

Method	LabSample ID	Matrix	SDG	Analyte	% Recovery	Lower Control Limit	Upper Control Limit
SW8270							
	LCS 320-78052/2-A	WATER	320-13589-1	Hexachlorocyclopentadiene	66	37	93
	LCS 320-78052/2-A		320-13633-1	Hexachloroethane	69	30	95
	LCS 320-78052/2-A		320-13610-1	Hexachloroethane	69	30	95
	LCS 320-78052/2-A		320-13589-1	Hexachloroethane	69	30	95
	LCS 320-78052/2-A		320-13610-1	Isophorone	87	50	110
	LCS 320-78052/2-A		320-13633-1	Isophorone	87	50	110
	LCS 320-78052/2-A		320-13589-1	Isophorone	87	50	110
	LCS 320-78052/2-A		320-13589-1	Nitrobenzene	93	45	110
	LCS 320-78052/2-A		320-13610-1	Nitrobenzene	93	45	110
	LCS 320-78052/2-A		320-13633-1	Nitrobenzene	93	45	110
	LCS 320-78052/2-A		320-13633-1	N-Nitrosodimethylamine	64	25	110
	LCS 320-78052/2-A		320-13589-1	N-Nitrosodimethylamine	64	25	110
	LCS 320-78052/2-A		320-13610-1	N-Nitrosodimethylamine	64	25	110
	LCS 320-78052/2-A		320-13589-1	N-Nitrosodi-n-propylamine	96	35	130
	LCS 320-78052/2-A		320-13633-1	N-Nitrosodi-n-propylamine	96	35	130
	LCS 320-78052/2-A		320-13610-1	N-Nitrosodi-n-propylamine	96	35	130
	LCS 320-78052/2-A		320-13610-1	N-Nitrosodiphenylamine	88	50	110
	LCS 320-78052/2-A		320-13589-1	N-Nitrosodiphenylamine	88	50	110
	LCS 320-78052/2-A		320-13633-1	N-Nitrosodiphenylamine	88	50	110
	LCS 320-78052/2-A		320-13610-1	Pentachlorophenol	103	40	115
	LCS 320-78052/2-A		320-13633-1	Pentachlorophenol	103	40	115
	LCS 320-78052/2-A		320-13589-1	Pentachlorophenol	103	40	115
	LCS 320-78052/2-A		320-13610-1	Phenol	44	0	115
	LCS 320-78052/2-A		320-13633-1	Phenol	44	0	115
	LCS 320-78052/2-A		320-13589-1	Phenol	44	0	115
	LCS 320-78888/2-A		320-13722-1	1,2,4,5-Tetrachlorobenzene	86	41	103
	LCS 320-78888/2-A		320-13722-1	2,4,5-Trichlorophenol	99	50	110
	LCS 320-78888/2-A		320-13722-1	2,4,6-Trichlorophenol	101	50	115
	LCS 320-78888/2-A		320-13722-1	2,4-Dichlorophenol	100	50	105
	LCS 320-78888/2-A		320-13722-1	2,4-Dimethylphenol	93	30	110
	LCS 320-78888/2-A		320-13722-1	2,4-Dinitrotoluene	109	50	120
	LCS 320-78888/2-A		320-13722-1	2,6-Dichlorophenol	98	70	130
	LCS 320-78888/2-A		320-13722-1	2,6-Dinitrotoluene	104	50	115
	LCS 320-78888/2-A		320-13722-1	2-Chloronaphthalene	87	50	105
	LCS 320-78888/2-A		320-13722-1	2-Chlorophenol	93	35	105
	LCS 320-78888/2-A		320-13722-1	2-Methylphenol	83	40	110
	LCS 320-78888/2-A		320-13722-1	2-Nitroaniline	99	50	115
	LCS 320-78888/2-A		320-13722-1	2-Nitrophenol	107	40	115
	LCS 320-78888/2-A		320-13722-1	3,3'-Dichlorobenzidine	103	20	110
	LCS 320-78888/2-A		320-13722-1	3-Methylphenol & 4-Methylphe	77	30	110
	LCS 320-78888/2-A		320-13722-1	3-Nitroaniline	84	20	125
	LCS 320-78888/2-A		320-13722-1	4,6-Dinitro-2-methylphenol	113	40	130

Table 6. Laboratory Control Samples Data Summary for Groundwater Samples for the Open Detonation Unit, Kirtland Air Force Base, June 2015

Method	LabSample ID	Matrix	SDG	Analyte	% Recovery	Lower Control Limit	Upper Control Limit
SW8270							
	LCS 320-78888/2-A	WATER	320-13722-1	4-Bromophenyl phenyl ether	101	50	115
	LCS 320-78888/2-A		320-13722-1	4-Chloro-3-methylphenol	98	45	110
	LCS 320-78888/2-A		320-13722-1	4-Chloroaniline	80	15	110
	LCS 320-78888/2-A		320-13722-1	4-Chlorophenyl phenyl ether	96	50	110
	LCS 320-78888/2-A		320-13722-1	4-Nitroaniline	107	35	120
	LCS 320-78888/2-A		320-13722-1	4-Nitrophenol	52	0	125
	LCS 320-78888/2-A		320-13722-1	Acetophenone	91	70	130
	LCS 320-78888/2-A		320-13722-1	Azobenzene	88	55	115
	LCS 320-78888/2-A		320-13722-1	Benzaldehyde	93	70	130
	LCS 320-78888/2-A		320-13722-1	Biphenyl	90	47	101
	LCS 320-78888/2-A		320-13722-1	bis (2-chloroisopropyl) ether	80	25	130
	LCS 320-78888/2-A		320-13722-1	Bis(2-chloroethoxy)methane	92	45	105
	LCS 320-78888/2-A		320-13722-1	Bis(2-chloroethyl)ether	91	35	110
	LCS 320-78888/2-A		320-13722-1	Bis(2-ethylhexyl) phthalate	105	40	125
	LCS 320-78888/2-A		320-13722-1	Butyl benzyl phthalate	105	45	115
	LCS 320-78888/2-A		320-13722-1	Carbazole	98	50	115
	LCS 320-78888/2-A		320-13722-1	Dibenzofuran	92	55	105
	LCS 320-78888/2-A		320-13722-1	Diethyl phthalate	99	40	120
	LCS 320-78888/2-A		320-13722-1	Dimethyl phthalate	97	25	125
	LCS 320-78888/2-A		320-13722-1	Di-n-butyl phthalate	102	55	115
	LCS 320-78888/2-A		320-13722-1	Di-n-octyl phthalate	104	35	135
	LCS 320-78888/2-A		320-13722-1	Hexachlorobenzene	104	50	110
	LCS 320-78888/2-A		320-13722-1	Hexachlorobutadiene	72	25	105
	LCS 320-78888/2-A		320-13722-1	Hexachlorocyclopentadiene	61	37	93
	LCS 320-78888/2-A		320-13722-1	Hexachloroethane	70	30	95
	LCS 320-78888/2-A		320-13722-1	Isophorone	86	50	110
	LCS 320-78888/2-A		320-13722-1	Nitrobenzene	93	45	110
	LCS 320-78888/2-A		320-13722-1	N-Nitrosodimethylamine	64	25	110
	LCS 320-78888/2-A		320-13722-1	N-Nitrosodi-n-propylamine	95	35	130
	LCS 320-78888/2-A		320-13722-1	N-Nitrosodiphenylamine	93	50	110
	LCS 320-78888/2-A		320-13722-1	Pentachlorophenol	109	40	115
	LCS 320-78888/2-A		320-13722-1	Phenol	44	0	115
	LCSD 320-78888/3-A		320-13722-1	1,2,4,5-Tetrachlorobenzene	85	41	103
	LCSD 320-78888/3-A		320-13722-1	2,4,5-Trichlorophenol	100	50	110
	LCSD 320-78888/3-A		320-13722-1	2,4,6-Trichlorophenol	102	50	115
	LCSD 320-78888/3-A		320-13722-1	2,4-Dichlorophenol	97	50	105
	LCSD 320-78888/3-A		320-13722-1	2,4-Dimethylphenol	92	30	110
	LCSD 320-78888/3-A		320-13722-1	2,4-Dinitrotoluene	110	50	120
	LCSD 320-78888/3-A		320-13722-1	2,6-Dichlorophenol	96	70	130
	LCSD 320-78888/3-A		320-13722-1	2,6-Dinitrotoluene	104	50	115
	LCSD 320-78888/3-A		320-13722-1	2-Chloronaphthalene	87	50	105
	LCSD 320-78888/3-A		320-13722-1	2-Chlorophenol	91	35	105

Table 6. Laboratory Control Samples Data Summary for Groundwater Samples for the Open Detonation Unit, Kirtland Air Force Base, June 2015

Method	LabSample ID	Matrix	SDG	Analyte	% Recovery	Lower Control Limit	Upper Control Limit
SW8270							
	LCSD 320-78888/3-A	WATER	320-13722-1	2-Methylphenol	82	40	110
	LCSD 320-78888/3-A		320-13722-1	2-Nitroaniline	100	50	115
	LCSD 320-78888/3-A		320-13722-1	2-Nitrophenol	105	40	115
	LCSD 320-78888/3-A		320-13722-1	3,3'-Dichlorobenzidine	97	20	110
	LCSD 320-78888/3-A		320-13722-1	3-Methylphenol & 4-Methylphe	75	30	110
	LCSD 320-78888/3-A		320-13722-1	3-Nitroaniline	79	20	125
	LCSD 320-78888/3-A		320-13722-1	4,6-Dinitro-2-methylphenol	111	40	130
	LCSD 320-78888/3-A		320-13722-1	4-Bromophenyl phenyl ether	100	50	115
	LCSD 320-78888/3-A		320-13722-1	4-Chloro-3-methylphenol	98	45	110
	LCSD 320-78888/3-A		320-13722-1	4-Chloroaniline	75	15	110
	LCSD 320-78888/3-A		320-13722-1	4-Chlorophenyl phenyl ether	95	50	110
	LCSD 320-78888/3-A		320-13722-1	4-Nitroaniline	105	35	120
	LCSD 320-78888/3-A		320-13722-1	4-Nitrophenol	53	0	125
	LCSD 320-78888/3-A		320-13722-1	Acetophenone	90	70	130
	LCSD 320-78888/3-A		320-13722-1	Azobenzene	87	55	115
	LCSD 320-78888/3-A		320-13722-1	Benzaldehyde	89	70	130
	LCSD 320-78888/3-A		320-13722-1	Biphenyl	89	47	101
	LCSD 320-78888/3-A		320-13722-1	bis (2-chloroisopropyl) ether	78	25	130
	LCSD 320-78888/3-A		320-13722-1	Bis(2-chloroethoxy)methane	91	45	105
	LCSD 320-78888/3-A		320-13722-1	Bis(2-chloroethyl)ether	88	35	110
	LCSD 320-78888/3-A		320-13722-1	Bis(2-ethylhexyl) phthalate	103	40	125
	LCSD 320-78888/3-A		320-13722-1	Butyl benzyl phthalate	104	45	115
	LCSD 320-78888/3-A		320-13722-1	Carbazole	96	50	115
	LCSD 320-78888/3-A		320-13722-1	Dibenzofuran	92	55	105
	LCSD 320-78888/3-A		320-13722-1	Diethyl phthalate	98	40	120
	LCSD 320-78888/3-A		320-13722-1	Dimethyl phthalate	97	25	125
	LCSD 320-78888/3-A		320-13722-1	Di-n-butyl phthalate	101	55	115
	LCSD 320-78888/3-A		320-13722-1	Di-n-octyl phthalate	103	35	135
	LCSD 320-78888/3-A		320-13722-1	Hexachlorobenzene	103	50	110
	LCSD 320-78888/3-A		320-13722-1	Hexachlorobutadiene	71	25	105
	LCSD 320-78888/3-A		320-13722-1	Hexachlorocyclopentadiene	62	37	93
	LCSD 320-78888/3-A		320-13722-1	Hexachloroethane	67	30	95
	LCSD 320-78888/3-A		320-13722-1	Isophorone	85	50	110
	LCSD 320-78888/3-A		320-13722-1	Nitrobenzene	91	45	110
	LCSD 320-78888/3-A		320-13722-1	N-Nitrosodimethylamine	63	25	110
	LCSD 320-78888/3-A		320-13722-1	N-Nitrosodi-n-propylamine	92	35	130
	LCSD 320-78888/3-A		320-13722-1	N-Nitrosodiphenylamine	92	50	110
	LCSD 320-78888/3-A		320-13722-1	Pentachlorophenol	108	40	115
	LCSD 320-78888/3-A		320-13722-1	Phenol	43	0	115
SW8270SIM							
	LCS 320-77926/2-A	WATER	320-13610-1	1-Methylnaphthalene	74	38	107
	LCS 320-77926/2-A		320-13589-1	1-Methylnaphthalene	74	38	107

Table 6. Laboratory Control Samples Data Summary for Groundwater Samples for the Open Detonation Unit, Kirtland Air Force Base, June 2015

Method	LabSample ID	Matrix	SDG	Analyte	% Recovery	Lower Control Limit	Upper Control Limit
SW8270SIM							
	LCS 320-77926/2-A	WATER	320-13589-1	2-Methylnaphthalene	73	45	105
	LCS 320-77926/2-A		320-13610-1	2-Methylnaphthalene	73	45	105
	LCS 320-77926/2-A		320-13589-1	Acenaphthene	76	45	110
	LCS 320-77926/2-A		320-13610-1	Acenaphthene	76	45	110
	LCS 320-77926/2-A		320-13589-1	Acenaphthylene	76	50	105
	LCS 320-77926/2-A		320-13610-1	Acenaphthylene	76	50	105
	LCS 320-77926/2-A		320-13589-1	Anthracene	75	55	110
	LCS 320-77926/2-A		320-13610-1	Anthracene	75	55	110
	LCS 320-77926/2-A		320-13610-1	Benzo[a]anthracene	81	55	110
	LCS 320-77926/2-A		320-13589-1	Benzo[a]anthracene	81	55	110
	LCS 320-77926/2-A		320-13610-1	Benzo[a]pyrene	75	55	110
	LCS 320-77926/2-A		320-13589-1	Benzo[a]pyrene	75	55	110
	LCS 320-77926/2-A		320-13610-1	Benzo[b]fluoranthene	81	45	120
	LCS 320-77926/2-A		320-13589-1	Benzo[b]fluoranthene	81	45	120
	LCS 320-77926/2-A		320-13589-1	Benzo[g,h,i]perylene	82	40	125
	LCS 320-77926/2-A		320-13610-1	Benzo[g,h,i]perylene	82	40	125
	LCS 320-77926/2-A		320-13589-1	Benzo[k]fluoranthene	80	45	125
	LCS 320-77926/2-A		320-13610-1	Benzo[k]fluoranthene	80	45	125
	LCS 320-77926/2-A		320-13610-1	Chrysene	82	55	110
	LCS 320-77926/2-A		320-13589-1	Chrysene	82	55	110
	LCS 320-77926/2-A		320-13589-1	Dibenz(a,h)anthracene	76	40	125
	LCS 320-77926/2-A		320-13610-1	Dibenz(a,h)anthracene	76	40	125
	LCS 320-77926/2-A		320-13610-1	Fluoranthene	80	55	115
	LCS 320-77926/2-A		320-13589-1	Fluoranthene	80	55	115
	LCS 320-77926/2-A		320-13610-1	Fluorene	76	50	110
	LCS 320-77926/2-A		320-13589-1	Fluorene	76	50	110
	LCS 320-77926/2-A		320-13610-1	Indeno[1,2,3-cd]pyrene	79	45	125
	LCS 320-77926/2-A		320-13589-1	Indeno[1,2,3-cd]pyrene	79	45	125
	LCS 320-77926/2-A		320-13610-1	Naphthalene	75	40	100
	LCS 320-77926/2-A		320-13589-1	Naphthalene	75	40	100
	LCS 320-77926/2-A		320-13610-1	Phenanthrene	79	50	115
	LCS 320-77926/2-A		320-13589-1	Phenanthrene	79	50	115
	LCS 320-77926/2-A		320-13610-1	Pyrene	79	50	130
	LCS 320-77926/2-A		320-13589-1	Pyrene	79	50	130
	LCS 320-78033/2-A		320-13633-1	1-Methylnaphthalene	74	38	107
	LCS 320-78033/2-A		320-13633-1	2-Methylnaphthalene	73	45	105
	LCS 320-78033/2-A		320-13633-1	Acenaphthene	78	45	110
	LCS 320-78033/2-A		320-13633-1	Acenaphthylene	77	50	105
	LCS 320-78033/2-A		320-13633-1	Anthracene	78	55	110
	LCS 320-78033/2-A		320-13633-1	Benzo[a]anthracene	83	55	110
	LCS 320-78033/2-A		320-13633-1	Benzo[a]pyrene	79	55	110
	LCS 320-78033/2-A		320-13633-1	Benzo[b]fluoranthene	84	45	120

Table 6. Laboratory Control Samples Data Summary for Groundwater Samples for the Open Detonation Unit, Kirtland Air Force Base, June 2015

Method	LabSample ID	Matrix	SDG	Analyte	% Recovery	Lower Control Limit	Upper Control Limit
SW8270SIM							
	LCS 320-78033/2-A	WATER	320-13633-1	Benzo[g,h,i]perylene	81	40	125
	LCS 320-78033/2-A		320-13633-1	Benzo[k]fluoranthene	83	45	125
	LCS 320-78033/2-A		320-13633-1	Chrysene	84	55	110
	LCS 320-78033/2-A		320-13633-1	Dibenz(a,h)anthracene	75	40	125
	LCS 320-78033/2-A		320-13633-1	Fluoranthene	82	55	115
	LCS 320-78033/2-A		320-13633-1	Fluorene	78	50	110
	LCS 320-78033/2-A		320-13633-1	Indeno[1,2,3-cd]pyrene	80	45	125
	LCS 320-78033/2-A		320-13633-1	Naphthalene	75	40	100
	LCS 320-78033/2-A		320-13633-1	Phenanthrene	83	50	115
	LCS 320-78033/2-A		320-13633-1	Pyrene	83	50	130
	LCS 320-78050/2-A		320-13610-1	1,4-Dioxane	34	12	52
	LCS 320-78050/2-A		320-13589-1	1,4-Dioxane	34	12	52
	LCS 320-78050/2-A		320-13633-1	1,4-Dioxane	34	12	52
	LCS 320-78727/2-A		320-13722-1	1-Methylnaphthalene	72	38	107
	LCS 320-78727/2-A		320-13722-1	2-Methylnaphthalene	72	45	105
	LCS 320-78727/2-A		320-13722-1	Acenaphthene	73	45	110
	LCS 320-78727/2-A		320-13722-1	Acenaphthylene	70	50	105
	LCS 320-78727/2-A		320-13722-1	Anthracene	69	55	110
	LCS 320-78727/2-A		320-13722-1	Benzo[a]anthracene	78	55	110
	LCS 320-78727/2-A		320-13722-1	Benzo[a]pyrene	66	55	110
	LCS 320-78727/2-A		320-13722-1	Benzo[b]fluoranthene	74	45	120
	LCS 320-78727/2-A		320-13722-1	Benzo[g,h,i]perylene	72	40	125
	LCS 320-78727/2-A		320-13722-1	Benzo[k]fluoranthene	72	45	125
	LCS 320-78727/2-A		320-13722-1	Chrysene	79	55	110
	LCS 320-78727/2-A		320-13722-1	Dibenz(a,h)anthracene	61	40	125
	LCS 320-78727/2-A		320-13722-1	Fluoranthene	74	55	115
	LCS 320-78727/2-A		320-13722-1	Fluorene	72	50	110
	LCS 320-78727/2-A		320-13722-1	Indeno[1,2,3-cd]pyrene	67	45	125
	LCS 320-78727/2-A		320-13722-1	Naphthalene	72	40	100
	LCS 320-78727/2-A		320-13722-1	Phenanthrene	77	50	115
	LCS 320-78727/2-A		320-13722-1	Pyrene	73	50	130
	LCS 320-78890/2-A		320-13722-1	1,4-Dioxane	36	12	52
	LCSD 320-78890/3-A		320-13722-1	1,4-Dioxane	34	12	52
SW8290							
	LCS 320-78358/2-A	WATER	320-13589-2	1,2,3,4,6,7,8-HpCDD	102	81	132
	LCS 320-78358/2-A		320-13589-2	1,2,3,4,6,7,8-HpCDF	101	81	135
	LCS 320-78358/2-A		320-13589-2	1,2,3,4,7,8,9-HpCDF	101	72	140
	LCS 320-78358/2-A		320-13589-2	1,2,3,4,7,8-HxCDD	95	65	144
	LCS 320-78358/2-A		320-13589-2	1,2,3,4,7,8-HxCDF	105	86	126
	LCS 320-78358/2-A		320-13589-2	1,2,3,6,7,8-HxCDD	108	78	137
	LCS 320-78358/2-A		320-13589-2	1,2,3,6,7,8-HxCDF	106	79	137
	LCS 320-78358/2-A		320-13589-2	1,2,3,7,8,9-HxCDD	107	74	142

Table 6. Laboratory Control Samples Data Summary for Groundwater Samples for the Open Detonation Unit, Kirtland Air Force Base, June 2015

Method	LabSample ID	Matrix	SDG	Analyte	% Recovery	Lower Control Limit	Upper Control Limit
SW8290							
	LCS 320-78358/2-A	WATER	320-13589-2	1,2,3,7,8,9-HxCDF	104	72	145
	LCS 320-78358/2-A		320-13589-2	1,2,3,7,8-PeCDD	111	79	125
	LCS 320-78358/2-A		320-13589-2	1,2,3,7,8-PeCDF	111	79	137
	LCS 320-78358/2-A		320-13589-2	2,3,4,6,7,8-HxCDF	112	80	138
	LCS 320-78358/2-A		320-13589-2	2,3,4,7,8-PeCDF	112	76	137
	LCS 320-78358/2-A		320-13589-2	2,3,7,8-TCDD	107	72	144
	LCS 320-78358/2-A		320-13589-2	2,3,7,8-TCDF	106	73	150
	LCS 320-78358/2-A		320-13589-2	OCDD	90	80	129
	LCS 320-78358/2-A		320-13589-2	OCDF	97	65	145
	LCS 320-79068/2-A		320-13610-2	1,2,3,4,6,7,8-HpCDD	96	81	132
	LCS 320-79068/2-A		320-13633-2	1,2,3,4,6,7,8-HpCDD	96	81	132
	LCS 320-79068/2-A		320-13722-2	1,2,3,4,6,7,8-HpCDD	96	81	132
	LCS 320-79068/2-A		320-13610-2	1,2,3,4,6,7,8-HpCDF	96	81	135
	LCS 320-79068/2-A		320-13633-2	1,2,3,4,6,7,8-HpCDF	96	81	135
	LCS 320-79068/2-A		320-13722-2	1,2,3,4,6,7,8-HpCDF	96	81	135
	LCS 320-79068/2-A		320-13722-2	1,2,3,4,7,8,9-HpCDF	94	72	140
	LCS 320-79068/2-A		320-13610-2	1,2,3,4,7,8,9-HpCDF	94	72	140
	LCS 320-79068/2-A		320-13633-2	1,2,3,4,7,8,9-HpCDF	94	72	140
	LCS 320-79068/2-A		320-13722-2	1,2,3,4,7,8-HxCDD	94	65	144
	LCS 320-79068/2-A		320-13610-2	1,2,3,4,7,8-HxCDD	94	65	144
	LCS 320-79068/2-A		320-13633-2	1,2,3,4,7,8-HxCDD	94	65	144
	LCS 320-79068/2-A		320-13722-2	1,2,3,4,7,8-HxCDF	108	86	126
	LCS 320-79068/2-A		320-13633-2	1,2,3,4,7,8-HxCDF	108	86	126
	LCS 320-79068/2-A		320-13610-2	1,2,3,4,7,8-HxCDF	108	86	126
	LCS 320-79068/2-A		320-13722-2	1,2,3,6,7,8-HxCDD	101	78	137
	LCS 320-79068/2-A		320-13633-2	1,2,3,6,7,8-HxCDD	101	78	137
	LCS 320-79068/2-A		320-13610-2	1,2,3,6,7,8-HxCDD	101	78	137
	LCS 320-79068/2-A		320-13633-2	1,2,3,6,7,8-HxCDF	110	79	137
	LCS 320-79068/2-A		320-13610-2	1,2,3,6,7,8-HxCDF	110	79	137
	LCS 320-79068/2-A		320-13722-2	1,2,3,6,7,8-HxCDF	110	79	137
	LCS 320-79068/2-A		320-13722-2	1,2,3,7,8,9-HxCDD	99	74	142
	LCS 320-79068/2-A		320-13633-2	1,2,3,7,8,9-HxCDD	99	74	142
	LCS 320-79068/2-A		320-13610-2	1,2,3,7,8,9-HxCDD	99	74	142
	LCS 320-79068/2-A		320-13610-2	1,2,3,7,8,9-HxCDF	117	72	145
	LCS 320-79068/2-A		320-13722-2	1,2,3,7,8,9-HxCDF	117	72	145
	LCS 320-79068/2-A		320-13633-2	1,2,3,7,8,9-HxCDF	117	72	145
	LCS 320-79068/2-A		320-13633-2	1,2,3,7,8-PeCDD	115	79	125
	LCS 320-79068/2-A		320-13722-2	1,2,3,7,8-PeCDD	115	79	125
	LCS 320-79068/2-A		320-13610-2	1,2,3,7,8-PeCDD	115	79	125
	LCS 320-79068/2-A		320-13610-2	1,2,3,7,8-PeCDF	107	79	137
	LCS 320-79068/2-A		320-13633-2	1,2,3,7,8-PeCDF	107	79	137
	LCS 320-79068/2-A		320-13722-2	1,2,3,7,8-PeCDF	107	79	137

Table 6. Laboratory Control Samples Data Summary for Groundwater Samples for the Open Detonation Unit, Kirtland Air Force Base, June 2015

Method	LabSample ID	Matrix	SDG	Analyte	% Recovery	Lower Control Limit	Upper Control Limit
SW8290							
	LCS 320-79068/2-A	WATER	320-13722-2	2,3,4,6,7,8-HxCDF	117	80	138
	LCS 320-79068/2-A		320-13633-2	2,3,4,6,7,8-HxCDF	117	80	138
	LCS 320-79068/2-A		320-13610-2	2,3,4,6,7,8-HxCDF	117	80	138
	LCS 320-79068/2-A		320-13633-2	2,3,4,7,8-PeCDF	110	76	137
	LCS 320-79068/2-A		320-13722-2	2,3,4,7,8-PeCDF	110	76	137
	LCS 320-79068/2-A		320-13610-2	2,3,4,7,8-PeCDF	110	76	137
	LCS 320-79068/2-A		320-13722-2	2,3,7,8-TCDD	108	72	144
	LCS 320-79068/2-A		320-13610-2	2,3,7,8-TCDD	108	72	144
	LCS 320-79068/2-A		320-13633-2	2,3,7,8-TCDD	108	72	144
	LCS 320-79068/2-A		320-13722-2	2,3,7,8-TCDF	108	73	150
	LCS 320-79068/2-A		320-13633-2	2,3,7,8-TCDF	108	73	150
	LCS 320-79068/2-A		320-13610-2	2,3,7,8-TCDF	108	73	150
	LCS 320-79068/2-A		320-13722-2	OCDD	80	80	129
	LCS 320-79068/2-A		320-13610-2	OCDD	80	80	129
	LCS 320-79068/2-A		320-13633-2	OCDD	80	80	129
	LCS 320-79068/2-A		320-13610-2	OCDF	82	65	145
	LCS 320-79068/2-A		320-13633-2	OCDF	82	65	145
	LCS 320-79068/2-A		320-13722-2	OCDF	82	65	145
SW8330B							
	LCS 320-77952/2-A	WATER	320-13633-1	1,3,5-Trinitrobenzene	109	65	140
	LCS 320-77952/2-A		320-13589-1	1,3,5-Trinitrobenzene	109	65	140
	LCS 320-77952/2-A		320-13610-1	1,3,5-Trinitrobenzene	109	65	140
	LCS 320-77952/2-A		320-13633-1	1,3-Dinitrobenzene	112	45	160
	LCS 320-77952/2-A		320-13610-1	1,3-Dinitrobenzene	112	45	160
	LCS 320-77952/2-A		320-13589-1	1,3-Dinitrobenzene	112	45	160
	LCS 320-77952/2-A		320-13610-1	2,4,6-Trinitrotoluene	103	50	145
	LCS 320-77952/2-A		320-13589-1	2,4,6-Trinitrotoluene	103	50	145
	LCS 320-77952/2-A		320-13633-1	2,4,6-Trinitrotoluene	103	50	145
	LCS 320-77952/2-A		320-13589-1	2,4-Dinitrotoluene	104	60	135
	LCS 320-77952/2-A		320-13610-1	2,4-Dinitrotoluene	104	60	135
	LCS 320-77952/2-A		320-13633-1	2,4-Dinitrotoluene	104	60	135
	LCS 320-77952/2-A		320-13633-1	2,6-Dinitrotoluene	105	60	135
	LCS 320-77952/2-A		320-13610-1	2,6-Dinitrotoluene	105	60	135
	LCS 320-77952/2-A		320-13589-1	2,6-Dinitrotoluene	105	60	135
	LCS 320-77952/2-A		320-13610-1	2-Amino-4,6-dinitrotoluene	106	50	155
	LCS 320-77952/2-A		320-13633-1	2-Amino-4,6-dinitrotoluene	106	50	155
	LCS 320-77952/2-A		320-13589-1	2-Amino-4,6-dinitrotoluene	106	50	155
	LCS 320-77952/2-A		320-13589-1	2-Nitrotoluene	101	45	135
	LCS 320-77952/2-A		320-13610-1	2-Nitrotoluene	101	45	135
	LCS 320-77952/2-A		320-13633-1	2-Nitrotoluene	101	45	135
	LCS 320-77952/2-A		320-13610-1	3-Nitrotoluene	100	50	130
	LCS 320-77952/2-A		320-13589-1	3-Nitrotoluene	100	50	130

Table 6. Laboratory Control Samples Data Summary for Groundwater Samples for the Open Detonation Unit, Kirtland Air Force Base, June 2015

Method	LabSample ID	Matrix	SDG	Analyte	% Recovery	Lower Control Limit	Upper Control Limit
SW8330B							
	LCS 320-77952/2-A	WATER	320-13633-1	3-Nitrotoluene	100	50	130
	LCS 320-77952/2-A		320-13589-1	4-Amino-2,6-dinitrotoluene	104	55	155
	LCS 320-77952/2-A		320-13633-1	4-Amino-2,6-dinitrotoluene	104	55	155
	LCS 320-77952/2-A		320-13610-1	4-Amino-2,6-dinitrotoluene	104	55	155
	LCS 320-77952/2-A		320-13610-1	4-Nitrotoluene	101	50	130
	LCS 320-77952/2-A		320-13633-1	4-Nitrotoluene	101	50	130
	LCS 320-77952/2-A		320-13589-1	4-Nitrotoluene	101	50	130
	LCS 320-77952/2-A		320-13589-1	HMX	110	80	115
	LCS 320-77952/2-A		320-13610-1	HMX	110	80	115
	LCS 320-77952/2-A		320-13633-1	HMX	110	80	115
	LCS 320-77952/2-A		320-13633-1	Nitrobenzene	110	50	140
	LCS 320-77952/2-A		320-13589-1	Nitrobenzene	110	50	140
	LCS 320-77952/2-A		320-13610-1	Nitrobenzene	110	50	140
	LCS 320-77952/2-A		320-13610-1	Nitroglycerin	115	85	115
	LCS 320-77952/2-A		320-13633-1	Nitroglycerin	115	85	115
	LCS 320-77952/2-A		320-13589-1	Nitroglycerin	115	85	115
	LCS 320-77952/2-A		320-13633-1	PETN	107	81	117
	LCS 320-77952/2-A		320-13589-1	PETN	107	81	117
	LCS 320-77952/2-A		320-13610-1	PETN	107	81	117
	LCS 320-77952/2-A		320-13589-1	RDX	114	50	160
	LCS 320-77952/2-A		320-13610-1	RDX	114	50	160
	LCS 320-77952/2-A		320-13633-1	RDX	114	50	160
	LCS 320-77952/2-A		320-13633-1	Tetryl	103	20	175
	LCS 320-77952/2-A		320-13589-1	Tetryl	103	20	175
	LCS 320-77952/2-A		320-13610-1	Tetryl	103	20	175
	LCS 320-78719/2-A		320-13722-1	1,3,5-Trinitrobenzene	113	65	140
	LCS 320-78719/2-A		320-13722-1	1,3-Dinitrobenzene	115	45	160
	LCS 320-78719/2-A		320-13722-1	2,4,6-Trinitrotoluene	105	50	145
	LCS 320-78719/2-A		320-13722-1	2,4-Dinitrotoluene	106	60	135
	LCS 320-78719/2-A		320-13722-1	2,6-Dinitrotoluene	106	60	135
	LCS 320-78719/2-A		320-13722-1	2-Amino-4,6-dinitrotoluene	107	50	155
	LCS 320-78719/2-A		320-13722-1	2-Nitrotoluene	105	45	135
	LCS 320-78719/2-A		320-13722-1	3-Nitrotoluene	101	50	130
	LCS 320-78719/2-A		320-13722-1	4-Amino-2,6-dinitrotoluene	106	55	155
	LCS 320-78719/2-A		320-13722-1	4-Nitrotoluene	102	50	130
	LCS 320-78719/2-A		320-13722-1	HMX	112	80	115
	LCS 320-78719/2-A		320-13722-1	Nitrobenzene	112	50	140
	LCS 320-78719/2-A		320-13722-1	**Nitroglycerin**	**117**	**85**	**115**
	LCS 320-78719/2-A		320-13722-1	PETN	110	81	117
	LCS 320-78719/2-A		320-13722-1	RDX	117	50	160
	LCS 320-78719/2-A		320-13722-1	Tetryl	103	20	175
SW9034							

Table 6. Laboratory Control Samples Data Summary for Groundwater Samples for the Open Detonation Unit, Kirtland Air Force Base, June 2015

Method	LabSample ID	Matrix	SDG	Analyte	% Recovery	Lower Control Limit	Upper Control Limit
SW9034							
	LCS 280-283335/1-A	WATER	320-13589-1	Sulfide	94	90	110
	LCS 280-284342/1-A		320-13633-1	Sulfide	93	90	110
	LCS 280-284342/1-A		320-13610-1	Sulfide	93	90	110
	LCS 280-284770/1-A		320-13722-1	Sulfide	91	90	110
	LCSD 280-283335/2-A		320-13589-1	Sulfide	91	90	110
	LCSD 280-284770/2-A		320-13722-1	Sulfide	92	90	110
SW9056							
	LCS 280-283234/4	WATER	320-13589-1	Nitrate as N	101	90	110
	LCS 280-283234/4		320-13589-1	Nitrite as N	103	90	110
	LCS 280-283235/4		320-13589-1	Bromide	99	90	110
	LCS 280-283235/4		320-13589-1	Chloride	102	90	110
	LCS 280-283235/4		320-13589-1	Fluoride	105	90	110
	LCS 280-283235/4		320-13589-1	Sulfate	102	90	110
	LCS 320-77957/13		320-13610-1	Nitrate as N	99	90	110
	LCS 320-77957/13		320-13610-1	Nitrite as N	100	90	110
	LCS 320-78048/4		320-13633-1	Bromide	99	90	110
	LCS 320-78048/4		320-13633-1	Chloride	94	90	110
	LCS 320-78048/4		320-13633-1	Fluoride	100	90	110
	LCS 320-78048/4		320-13633-1	Sulfate	93	90	110
	LCS 320-78049/4		320-13633-1	Nitrate as N	99	90	110
	LCS 320-78049/4		320-13610-1	Nitrate as N	99	90	110
	LCS 320-78049/4		320-13610-1	Nitrite as N	91	90	110
	LCS 320-78049/4		320-13633-1	Nitrite as N	91	90	110
	LCS 320-80060/4		320-13633-1	Bromide	99	90	110
	LCS 320-80060/4		320-13610-1	Bromide	99	90	110
	LCS 320-80060/4		320-13610-1	Chloride	96	90	110
	LCS 320-80060/4		320-13633-1	Chloride	96	90	110
	LCS 320-80060/4		320-13610-1	Fluoride	101	90	110
	LCS 320-80060/4		320-13633-1	Fluoride	101	90	110
	LCS 320-80060/4		320-13610-1	Sulfate	94	90	110
	LCS 320-80060/4		320-13633-1	Sulfate	94	90	110
	LCS 320-80528/4		320-13722-1	Nitrate as N	98	90	110
	LCS 320-80528/4		320-13722-1	Nitrite as N	100	90	110
	LCS 320-80534/10		320-13722-1	Bromide	99	90	110
	LCS 320-80534/10		320-13722-1	Chloride	97	90	110
	LCS 320-80534/10		320-13722-1	Fluoride	99	90	110
	LCS 320-80534/10		320-13722-1	Sulfate	95	90	110
	LCSD 280-283234/5		320-13589-1	Nitrate as N	101	90	110
	LCSD 280-283234/5		320-13589-1	Nitrite as N	104	90	110
	LCSD 280-283235/5		320-13589-1	Bromide	99	90	110
	LCSD 280-283235/5		320-13589-1	Chloride	102	90	110
	LCSD 280-283235/5		320-13589-1	Fluoride	105	90	110

Table 6. Laboratory Control Samples Data Summary for Groundwater Samples for the Open Detonation Unit, Kirtland Air Force Base, June 2015

Method	LabSample ID	Matrix	SDG	Analyte	% Recovery	Lower Control Limit	Upper Control Limit
SW9056							
	LCSD 280-283235/5	WATER	320-13589-1	Sulfate	102	90	110
SW9060							
	LCS 280-284026/3	WATER	320-13589-1	Total Organic Carbon - Duplic	97	90	110
	LCS 280-284026/34		320-13589-1	Total Organic Carbon - Duplic	100	90	110
	LCS 280-284303/3		320-13610-1	Total Organic Carbon - Duplic	100	90	110
	LCS 280-284303/34		320-13633-1	Total Organic Carbon - Duplic	99	90	110
	LCS 280-285954/35		320-13722-1	Total Organic Carbon - Duplic	99	90	110
	LCSD 280-285954/36		320-13722-1	Total Organic Carbon - Duplic	99	90	110

Bold formatting indicates recoveries below the lower control limit or above the upper control limit.

Table 7. Matrix Spike and Matrix Spike Duplicate Sample Data Summary for Groundwater Samples for the Open Detonation Unit, Kirtland Air Force Base, June 2015

Method	Sample ID	Matrix	SDG	QA/QC Type	Analyte	Dilution	% Recovery	Lower Control Limit	Upper Control Limit
E350.1									
	OT-29-GW-2903-JUNE2015MS	WATER	320-13610-1	MS	Ammonia as N	1	101	90	110
	OT-29-GW-2903-JUNE2015MSD	WATER		SD	Ammonia as N	1	101	90	110
EPA 7580									
	OT-29-GW-2901-JUNE2015MS	WATER	1518236	MS	White Phosphorus	1	105	62	129
	OT-29-GW-2901-JUNE2015MSD	WATER		SD	White Phosphorus	1	102	62	129
	OT-29-GW-2903-JUNE2015MS	WATER	1517664	MS	White Phosphorus	1	91	62	129
	OT-29-GW-2903-JUNE2015MSD	WATER		SD	White Phosphorus	1	91	62	129
SM2540C									
	OT-29-GW-2901-JUNE2015MS	WATER	320-13722-1	MS	Total Dissolved Solids	1	104	90	110
	OT-29-GW-2901-JUNE2015MSD	WATER		SD	Total Dissolved Solids	1	102	90	110
	OT-29-GW-2903-JUNE2015MS	WATER	320-13610-1	MS	Total Dissolved Solids	1	103	90	110
	OT-29-GW-2903-JUNE2015MSD	WATER		SD	Total Dissolved Solids	1	103	90	110
SW6010B									
	OT-29-GW-2903-JUNE2015MS	WATER	320-13610-1	MS	Boron	1	103	80	120
	OT-29-GW-2903-JUNE2015MS	WATER		MS	Calcium	1	102	80	120
	OT-29-GW-2903-JUNE2015MS	WATER		MS	Iron	1	98	80	120
	OT-29-GW-2903-JUNE2015MS	WATER		MS	Magnesium	1	103	80	120
	OT-29-GW-2903-JUNE2015MS	WATER		MS	Sodium	1	97	80	120
	OT-29-GW-2903-JUNE2015MSD	WATER		SD	Boron	1	105	80	120
	OT-29-GW-2903-JUNE2015MSD	WATER		SD	Calcium	1	99	80	120
	OT-29-GW-2903-JUNE2015MSD	WATER		SD	Iron	1	98	80	120
	OT-29-GW-2903-JUNE2015MSD	WATER		SD	Magnesium	1	104	80	120
	OT-29-GW-2903-JUNE2015MSD	WATER		SD	Sodium	1	92	80	120
SW6020									
	OT-29-GW-2901-JUNE2015MS	WATER	320-13722-1	MS	Antimony	1	99	80	120
	OT-29-GW-2901-JUNE2015MS	WATER		MS	Arsenic	1	110	80	120
	OT-29-GW-2901-JUNE2015MS	WATER		MS	Barium	1	104	80	120
	OT-29-GW-2901-JUNE2015MS	WATER		MS	Beryllium	1	97	80	120
	OT-29-GW-2901-JUNE2015MS	WATER		MS	Cadmium	1	96	80	120
	OT-29-GW-2901-JUNE2015MS	WATER		MS	Chromium	1	102	80	120
	OT-29-GW-2901-JUNE2015MS	WATER		MS	Cobalt	1	98	80	120
	OT-29-GW-2901-JUNE2015MS	WATER		MS	Copper	1	96	80	120
	OT-29-GW-2901-JUNE2015MS	WATER		MS	Lead	1	96	80	120
	OT-29-GW-2901-JUNE2015MS	WATER		MS	Lithium	1	105	80	120
	OT-29-GW-2901-JUNE2015MS	WATER		MS	Manganese	1	105	80	120
	OT-29-GW-2901-JUNE2015MS	WATER		MS	Molybdenum	1	112	80	120
	OT-29-GW-2901-JUNE2015MS	WATER		MS	Nickel	1	96	80	120
	OT-29-GW-2901-JUNE2015MS	WATER		**MS**	**Potassium**	1	**142**	**80**	**120**
	OT-29-GW-2901-JUNE2015MS	WATER		MS	Selenium	1	98	64	134
	OT-29-GW-2901-JUNE2015MS	WATER		MS	Silver	1	95	80	120
	OT-29-GW-2901-JUNE2015MS	WATER		**MS**	**Strontium**	25	**123**	**80**	**120**
	OT-29-GW-2901-JUNE2015MS	WATER		MS	Thallium	1	94	77	124

Table 7. Matrix Spike and Matrix Spike Duplicate Sample Data Summary for Groundwater Samples for the Open Detonation Unit, Kirtland Air Force Base, June 2015

Method	Sample ID	Matrix	SDG	QA/QC Type	Analyte	Dilution	% Recovery	Lower Control Limit	Upper Control Limit
SW6020									
	OT-29-GW-2901-JUNE2015MS	WATER	320-13722-1	MS	Tin	1	103	80	120
	OT-29-GW-2901-JUNE2015MS	WATER		MS	Vanadium	1	105	80	120
	OT-29-GW-2901-JUNE2015MS	WATER		MS	Zinc	1	101	80	120
	OT-29-GW-2901-JUNE2015MSD	WATER		SD	Antimony	1	95	80	120
	OT-29-GW-2901-JUNE2015MSD	WATER		SD	Arsenic	1	109	80	120
	OT-29-GW-2901-JUNE2015MSD	WATER		SD	Barium	1	100	80	120
	OT-29-GW-2901-JUNE2015MSD	WATER		SD	Beryllium	1	99	80	120
	OT-29-GW-2901-JUNE2015MSD	WATER		SD	Cadmium	1	93	80	120
	OT-29-GW-2901-JUNE2015MSD	WATER		SD	Chromium	1	100	80	120
	OT-29-GW-2901-JUNE2015MSD	WATER		SD	Cobalt	1	96	80	120
	OT-29-GW-2901-JUNE2015MSD	WATER		SD	Copper	1	94	80	120
	OT-29-GW-2901-JUNE2015MSD	WATER		SD	Lead	1	97	80	120
	OT-29-GW-2901-JUNE2015MSD	WATER		SD	Lithium	1	98	80	120
	OT-29-GW-2901-JUNE2015MSD	WATER		SD	Manganese	1	103	80	120
	OT-29-GW-2901-JUNE2015MSD	WATER		SD	Molybdenum	1	111	80	120
	OT-29-GW-2901-JUNE2015MSD	WATER		SD	Nickel	1	94	80	120
	OT-29-GW-2901-JUNE2015MSD	WATER		SD	Potassium	1	95	80	120
	OT-29-GW-2901-JUNE2015MSD	WATER		SD	Selenium	1	101	64	134
	OT-29-GW-2901-JUNE2015MSD	WATER		SD	Silver	1	93	80	120
	OT-29-GW-2901-JUNE2015MSD	WATER		SD	Strontium	25	120	80	120
	OT-29-GW-2901-JUNE2015MSD	WATER		SD	Thallium	1	97	77	124
	OT-29-GW-2901-JUNE2015MSD	WATER		SD	Tin	1	100	80	120
	OT-29-GW-2901-JUNE2015MSD	WATER		SD	Vanadium	1	104	80	120
	OT-29-GW-2901-JUNE2015MSD	WATER		SD	Zinc	1	100	80	120
	OT-29-GW-2903-JUNE2015MS	WATER	320-13610-1	MS	Antimony	1	102	80	120
	OT-29-GW-2903-JUNE2015MS	WATER		MS	Arsenic	1	101	80	120
	OT-29-GW-2903-JUNE2015MS	WATER		MS	Barium	1	97	80	120
	OT-29-GW-2903-JUNE2015MS	WATER		MS	Beryllium	1	89	80	120
	OT-29-GW-2903-JUNE2015MS	WATER		MS	Cadmium	1	92	80	120
	OT-29-GW-2903-JUNE2015MS	WATER		MS	Chromium	1	92	80	120
	OT-29-GW-2903-JUNE2015MS	WATER		MS	Cobalt	1	89	80	120
	OT-29-GW-2903-JUNE2015MS	WATER		MS	Copper	1	86	80	120
	OT-29-GW-2903-JUNE2015MS	WATER		MS	Lead	1	95	80	120
	OT-29-GW-2903-JUNE2015MS	WATER		**MS**	**Lithium**	1	**41**	**80**	**120**
	OT-29-GW-2903-JUNE2015MS	WATER		MS	Manganese	1	89	80	120
	OT-29-GW-2903-JUNE2015MS	WATER		MS	Molybdenum	1	103	80	120
	OT-29-GW-2903-JUNE2015MS	WATER		MS	Nickel	1	85	80	120
	OT-29-GW-2903-JUNE2015MS	WATER		**MS**	**Potassium**	1	**25**	**80**	**120**
	OT-29-GW-2903-JUNE2015MS	WATER		MS	Selenium	1	89	64	134
	OT-29-GW-2903-JUNE2015MS	WATER		MS	Silver	1	92	80	120
	OT-29-GW-2903-JUNE2015MS	WATER		MS	Strontium	1	83	80	120
	OT-29-GW-2903-JUNE2015MS	WATER		MS	Thallium	1	94	77	124

Table 7. Matrix Spike and Matrix Spike Duplicate Sample Data Summary for Groundwater Samples for the Open Detonation Unit, Kirtland Air Force Base, June 2015

Method	Sample ID	Matrix	SDG	QA/QC Type	Analyte	Dilution	% Recovery	Lower Control Limit	Upper Control Limit
SW6020									
	OT-29-GW-2903-JUNE2015MS	WATER	320-13610-1	MS	Tin	1	98	80	120
	OT-29-GW-2903-JUNE2015MS	WATER		MS	Vanadium	1	95	80	120
	OT-29-GW-2903-JUNE2015MS	WATER		MS	Zinc	1	86	80	120
	OT-29-GW-2903-JUNE2015MSD	WATER		SD	Antimony	1	103	80	120
	OT-29-GW-2903-JUNE2015MSD	WATER		SD	Arsenic	1	104	80	120
	OT-29-GW-2903-JUNE2015MSD	WATER		SD	Barium	1	98	80	120
	OT-29-GW-2903-JUNE2015MSD	WATER		SD	Beryllium	1	97	80	120
	OT-29-GW-2903-JUNE2015MSD	WATER		SD	Cadmium	1	94	80	120
	OT-29-GW-2903-JUNE2015MSD	WATER		SD	Chromium	1	95	80	120
	OT-29-GW-2903-JUNE2015MSD	WATER		SD	Cobalt	1	91	80	120
	OT-29-GW-2903-JUNE2015MSD	WATER		SD	Copper	1	87	80	120
	OT-29-GW-2903-JUNE2015MSD	WATER		SD	Lead	1	98	80	120
	OT-29-GW-2903-JUNE2015MSD	WATER		**SD**	**Lithium**	1	**66**	**80**	**120**
	OT-29-GW-2903-JUNE2015MSD	WATER		SD	Manganese	1	93	80	120
	OT-29-GW-2903-JUNE2015MSD	WATER		SD	Molybdenum	1	104	80	120
	OT-29-GW-2903-JUNE2015MSD	WATER		SD	Nickel	1	87	80	120
	OT-29-GW-2903-JUNE2015MSD	WATER		**SD**	**Potassium**	1	**3**	**80**	**120**
	OT-29-GW-2903-JUNE2015MSD	WATER		SD	Selenium	1	91	64	134
	OT-29-GW-2903-JUNE2015MSD	WATER		SD	Silver	1	93	80	120
	OT-29-GW-2903-JUNE2015MSD	WATER		SD	Strontium	1	106	80	120
	OT-29-GW-2903-JUNE2015MSD	WATER		SD	Thallium	1	96	77	124
	OT-29-GW-2903-JUNE2015MSD	WATER		SD	Tin	1	101	80	120
	OT-29-GW-2903-JUNE2015MSD	WATER		SD	Vanadium	1	98	80	120
	OT-29-GW-2903-JUNE2015MSD	WATER		SD	Zinc	1	90	80	120
SW6850									
	OT-29-GW-2901-JUNE2015MS	WATER	320-13722-1	MS	Perchlorate	1	95	80	120
	OT-29-GW-2901-JUNE2015MSD	WATER		SD	Perchlorate	1	100	80	120
	OT-29-GW-2903-JUNE2015MS	WATER	320-13610-1	MS	Perchlorate	1	107	80	120
	OT-29-GW-2903-JUNE2015MSD	WATER		SD	Perchlorate	1	112	80	120
SW7470A									
	OT-29-GW-2903-JUNE2015MS	WATER	320-13610-1	MS	Mercury	1	101	80	120
	OT-29-GW-2903-JUNE2015MSD	WATER		SD	Mercury	1	98	80	120
SW8011									
	OT-29-GW-2901-JUNE2015MS	WATER	320-13722-1	MS	1,2,3-Trichloropropane	1	124	70	130
	OT-29-GW-2901-JUNE2015MS	WATER		MS	1,2-Dibromo-3-Chloropropane	1	126	70	130
	OT-29-GW-2901-JUNE2015MS	WATER		**MS**	**1,2-Dibromoethane (EDB)**	1	**151**	**70**	**130**
	OT-29-GW-2901-JUNE2015MS	WATER		MS	Pentachloroethane	1	115	60	144
	OT-29-GW-2901-JUNE2015MSD	WATER		SD	1,2,3-Trichloropropane	1	123	70	130
	OT-29-GW-2901-JUNE2015MSD	WATER		**SD**	**1,2-Dibromo-3-Chloropropane**	1	**137**	**70**	**130**
	OT-29-GW-2901-JUNE2015MSD	WATER		**SD**	**1,2-Dibromoethane (EDB)**	1	**151**	**70**	**130**
	OT-29-GW-2901-JUNE2015MSD	WATER		SD	Pentachloroethane	1	112	60	144
	OT-29-GW-2903-JUNE2015MS	WATER	320-13610-1	MS	1,2,3-Trichloropropane	1	99	70	130

Table 7. Matrix Spike and Matrix Spike Duplicate Sample Data Summary for Groundwater Samples for the Open Detonation Unit, Kirtland Air Force Base, June 2015

Method	Sample ID	Matrix	SDG	QA/QC Type	Analyte	Dilution	% Recovery	Lower Control Limit	Upper Control Limit
SW8011									
	OT-29-GW-2903-JUNE2015MS	WATER	320-13610-1	MS	1,2-Dibromo-3-Chloropropane	1	95	70	130
	OT-29-GW-2903-JUNE2015MS	WATER		MS	1,2-Dibromoethane (EDB)	1	95	70	130
	OT-29-GW-2903-JUNE2015MS	WATER		MS	Pentachloroethane	1	120	60	144
	OT-29-GW-2903-JUNE2015MSD	WATER		SD	1,2,3-Trichloropropane	1	98	70	130
	OT-29-GW-2903-JUNE2015MSD	WATER		SD	1,2-Dibromo-3-Chloropropane	1	94	70	130
	OT-29-GW-2903-JUNE2015MSD	WATER		SD	1,2-Dibromoethane (EDB)	1	89	70	130
	OT-29-GW-2903-JUNE2015MSD	WATER		SD	Pentachloroethane	1	110	60	144
SW8260B									
	OT-29-GW-2903-JUNE2015MS	WATER	320-13610-1	MS	1,1,1-Trichloroethane	1	103	65	130
	OT-29-GW-2903-JUNE2015MS	WATER		MS	1,1,2,2-Tetrachloroethane	1	90	65	130
	OT-29-GW-2903-JUNE2015MS	WATER		MS	1,1,2-Trichloro-1,2,2-trifluoroethane	1	100	64	125
	OT-29-GW-2903-JUNE2015MS	WATER		MS	1,1,2-Trichloroethane	1	95	70	125
	OT-29-GW-2903-JUNE2015MS	WATER		MS	1,1-Dichloroethane	1	95	70	135
	OT-29-GW-2903-JUNE2015MS	WATER		MS	1,1-Dichloroethene	1	97	70	130
	OT-29-GW-2903-JUNE2015MS	WATER		MS	1,2,3-Trichlorobenzene	1	99	55	140
	OT-29-GW-2903-JUNE2015MS	WATER		MS	1,2,4-Trichlorobenzene	1	96	65	135
	OT-29-GW-2903-JUNE2015MS	WATER		MS	1,2,4-Trimethylbenzene	1	91	75	130
	OT-29-GW-2903-JUNE2015MS	WATER		MS	1,2-Dichlorobenzene	1	91	70	120
	OT-29-GW-2903-JUNE2015MS	WATER		MS	1,2-Dichloroethane	1	95	70	130
	OT-29-GW-2903-JUNE2015MS	WATER		MS	1,2-Dichloroethane-d4 (Surr)	1	92	70	120
	OT-29-GW-2903-JUNE2015MS	WATER		MS	1,2-Dichloropropane	1	92	75	125
	OT-29-GW-2903-JUNE2015MS	WATER		MS	1,3,5-Trimethylbenzene	1	93	75	130
	OT-29-GW-2903-JUNE2015MS	WATER		MS	1,3-Dichlorobenzene	1	90	75	125
	OT-29-GW-2903-JUNE2015MS	WATER		MS	1,4-Dichlorobenzene	1	89	75	125
	OT-29-GW-2903-JUNE2015MS	WATER		MS	2-Butanone (MEK)	1	86	30	150
	OT-29-GW-2903-JUNE2015MS	WATER		MS	2-Hexanone	1	93	55	130
	OT-29-GW-2903-JUNE2015MS	WATER		MS	4-Bromofluorobenzene (Surr)	1	107	75	120
	OT-29-GW-2903-JUNE2015MS	WATER		MS	4-Methyl-2-pentanone (MIBK)	1	89	60	135
	OT-29-GW-2903-JUNE2015MS	WATER		MS	Acetone	1	86	40	140
	OT-29-GW-2903-JUNE2015MS	WATER		MS	Benzene	1	94	80	120
	OT-29-GW-2903-JUNE2015MS	WATER		MS	Bromochloromethane	1	95	65	130
	OT-29-GW-2903-JUNE2015MS	WATER		MS	Bromodichloromethane	1	95	65	130
	OT-29-GW-2903-JUNE2015MS	WATER		MS	Bromoform	1	85	70	120
	OT-29-GW-2903-JUNE2015MS	WATER		MS	Bromomethane	1	84	30	145
	OT-29-GW-2903-JUNE2015MS	WATER		MS	Carbon disulfide	1	95	35	160
	OT-29-GW-2903-JUNE2015MS	WATER		MS	Carbon tetrachloride	1	105	65	140
	OT-29-GW-2903-JUNE2015MS	WATER		MS	Chlorobenzene	1	92	80	120
	OT-29-GW-2903-JUNE2015MS	WATER		MS	Chloroethane	1	71	60	135
	OT-29-GW-2903-JUNE2015MS	WATER		MS	Chloroform	1	97	65	135
	OT-29-GW-2903-JUNE2015MS	WATER		MS	Chloromethane	1	85	40	125
	OT-29-GW-2903-JUNE2015MS	WATER		MS	cis-1,2-Dichloroethene	1	96	70	125
	OT-29-GW-2903-JUNE2015MS	WATER		MS	cis-1,3-Dichloropropene	1	91	70	130

Table 7. Matrix Spike and Matrix Spike Duplicate Sample Data Summary for Groundwater Samples for the Open Detonation Unit, Kirtland Air Force Base, June 2015

Method	Sample ID	Matrix	SDG	QA/QC Type	Analyte	Dilution	% Recovery	Lower Control Limit	Upper Control Limit
SW8260B									
	OT-29-GW-2903-JUNE2015MS	WATER	320-13610-1	MS	Dibromochloromethane	1	93	60	135
	OT-29-GW-2903-JUNE2015MS	WATER		MS	Dibromofluoromethane (Surr)	1	95	85	115
	OT-29-GW-2903-JUNE2015MS	WATER		MS	Dichlorodifluoromethane	1	104	30	155
	OT-29-GW-2903-JUNE2015MS	WATER		MS	Ethylbenzene	1	93	75	125
	OT-29-GW-2903-JUNE2015MS	WATER		MS	Isopropylbenzene	1	96	75	125
	OT-29-GW-2903-JUNE2015MS	WATER		MS	Methyl tert-butyl ether	1	98	71	125
	OT-29-GW-2903-JUNE2015MS	WATER		MS	Methylene Chloride	1	93	55	140
	OT-29-GW-2903-JUNE2015MS	WATER		MS	m-Xylene & p-Xylene	1	91	75	130
	OT-29-GW-2903-JUNE2015MS	WATER		MS	Naphthalene	1	97	55	140
	OT-29-GW-2903-JUNE2015MS	WATER		MS	o-Xylene	1	93	80	120
	OT-29-GW-2903-JUNE2015MS	WATER		MS	Styrene	1	93	65	135
	OT-29-GW-2903-JUNE2015MS	WATER		MS	Tetrachloroethene	1	96	45	150
	OT-29-GW-2903-JUNE2015MS	WATER		MS	Toluene	1	90	75	120
	OT-29-GW-2903-JUNE2015MS	WATER		MS	Toluene-d8 (Surr)	1	99	85	120
	OT-29-GW-2903-JUNE2015MS	WATER		MS	trans-1,2-Dichloroethene	1	98	60	140
	OT-29-GW-2903-JUNE2015MS	WATER		MS	trans-1,3-Dichloropropene	1	94	55	140
	OT-29-GW-2903-JUNE2015MS	WATER		MS	Trichloroethene	1	95	70	125
	OT-29-GW-2903-JUNE2015MS	WATER		MS	Trichlorofluoromethane	1	112	60	145
	OT-29-GW-2903-JUNE2015MS	WATER		MS	Vinyl chloride	1	94	50	136
	OT-29-GW-2903-JUNE2015MSD	WATER		SD	1,1,1-Trichloroethane	1	102	65	130
	OT-29-GW-2903-JUNE2015MSD	WATER		SD	1,1,2,2-Tetrachloroethane	1	87	65	130
	OT-29-GW-2903-JUNE2015MSD	WATER		SD	1,1,2-Trichloro-1,2,2-trifluoroethane	1	104	64	125
	OT-29-GW-2903-JUNE2015MSD	WATER		SD	1,1,2-Trichloroethane	1	95	70	125
	OT-29-GW-2903-JUNE2015MSD	WATER		SD	1,1-Dichloroethane	1	96	70	135
	OT-29-GW-2903-JUNE2015MSD	WATER		SD	1,1-Dichloroethene	1	101	70	130
	OT-29-GW-2903-JUNE2015MSD	WATER		SD	1,2,3-Trichlorobenzene	1	105	55	140
	OT-29-GW-2903-JUNE2015MSD	WATER		SD	1,2,4-Trichlorobenzene	1	101	65	135
	OT-29-GW-2903-JUNE2015MSD	WATER		SD	1,2,4-Trimethylbenzene	1	90	75	130
	OT-29-GW-2903-JUNE2015MSD	WATER		SD	1,2-Dichlorobenzene	1	92	70	120
	OT-29-GW-2903-JUNE2015MSD	WATER		SD	1,2-Dichloroethane	1	97	70	130
	OT-29-GW-2903-JUNE2015MSD	WATER		SD	1,2-Dichloroethane-d4 (Surr)	1	90	70	120
	OT-29-GW-2903-JUNE2015MSD	WATER		SD	1,2-Dichloropropane	1	94	75	125
	OT-29-GW-2903-JUNE2015MSD	WATER		SD	1,3,5-Trimethylbenzene	1	91	75	130
	OT-29-GW-2903-JUNE2015MSD	WATER		SD	1,3-Dichlorobenzene	1	91	75	125
	OT-29-GW-2903-JUNE2015MSD	WATER		SD	1,4-Dichlorobenzene	1	91	75	125
	OT-29-GW-2903-JUNE2015MSD	WATER		SD	2-Butanone (MEK)	1	91	30	150
	OT-29-GW-2903-JUNE2015MSD	WATER		SD	2-Hexanone	1	94	55	130
	OT-29-GW-2903-JUNE2015MSD	WATER		SD	4-Bromofluorobenzene (Surr)	1	106	75	120
	OT-29-GW-2903-JUNE2015MSD	WATER		SD	4-Methyl-2-pentanone (MIBK)	1	87	60	135
	OT-29-GW-2903-JUNE2015MSD	WATER		SD	Acetone	1	86	40	140
	OT-29-GW-2903-JUNE2015MSD	WATER		SD	Benzene	1	96	80	120
	OT-29-GW-2903-JUNE2015MSD	WATER		SD	Bromochloromethane	1	96	65	130

Table 7. Matrix Spike and Matrix Spike Duplicate Sample Data Summary for Groundwater Samples for the Open Detonation Unit, Kirtland Air Force Base, June 2015

Method	Sample ID	Matrix	SDG	QA/QC Type	Analyte	Dilution	% Recovery	Lower Control Limit	Upper Control Limit
SW8260B									
	OT-29-GW-2903-JUNE2015MSD	WATER	320-13610-1	SD	Bromodichloromethane	1	95	65	130
	OT-29-GW-2903-JUNE2015MSD	WATER		SD	Bromoform	1	85	70	120
	OT-29-GW-2903-JUNE2015MSD	WATER		SD	Bromomethane	1	78	30	145
	OT-29-GW-2903-JUNE2015MSD	WATER		SD	Carbon disulfide	1	99	35	160
	OT-29-GW-2903-JUNE2015MSD	WATER		SD	Carbon tetrachloride	1	106	65	140
	OT-29-GW-2903-JUNE2015MSD	WATER		SD	Chlorobenzene	1	93	80	120
	OT-29-GW-2903-JUNE2015MSD	WATER		SD	Chloroethane	1	73	60	135
	OT-29-GW-2903-JUNE2015MSD	WATER		SD	Chloroform	1	98	65	135
	OT-29-GW-2903-JUNE2015MSD	WATER		SD	Chloromethane	1	90	40	125
	OT-29-GW-2903-JUNE2015MSD	WATER		SD	cis-1,2-Dichloroethene	1	95	70	125
	OT-29-GW-2903-JUNE2015MSD	WATER		SD	cis-1,3-Dichloropropene	1	94	70	130
	OT-29-GW-2903-JUNE2015MSD	WATER		SD	Dibromochloromethane	1	92	60	135
	OT-29-GW-2903-JUNE2015MSD	WATER		SD	Dibromofluoromethane (Surr)	1	94	85	115
	OT-29-GW-2903-JUNE2015MSD	WATER		SD	Dichlorodifluoromethane	1	111	30	155
	OT-29-GW-2903-JUNE2015MSD	WATER		SD	Ethylbenzene	1	93	75	125
	OT-29-GW-2903-JUNE2015MSD	WATER		SD	Isopropylbenzene	1	96	75	125
	OT-29-GW-2903-JUNE2015MSD	WATER		SD	Methyl tert-butyl ether	1	96	71	125
	OT-29-GW-2903-JUNE2015MSD	WATER		SD	Methylene Chloride	1	93	55	140
	OT-29-GW-2903-JUNE2015MSD	WATER		SD	m-Xylene & p-Xylene	1	92	75	130
	OT-29-GW-2903-JUNE2015MSD	WATER		SD	Naphthalene	1	101	55	140
	OT-29-GW-2903-JUNE2015MSD	WATER		SD	o-Xylene	1	93	80	120
	OT-29-GW-2903-JUNE2015MSD	WATER		SD	Styrene	1	94	65	135
	OT-29-GW-2903-JUNE2015MSD	WATER		SD	Tetrachloroethene	1	98	45	150
	OT-29-GW-2903-JUNE2015MSD	WATER		SD	Toluene	1	93	75	120
	OT-29-GW-2903-JUNE2015MSD	WATER		SD	Toluene-d8 (Surr)	1	98	85	120
	OT-29-GW-2903-JUNE2015MSD	WATER		SD	trans-1,2-Dichloroethene	1	101	60	140
	OT-29-GW-2903-JUNE2015MSD	WATER		SD	trans-1,3-Dichloropropene	1	95	55	140
	OT-29-GW-2903-JUNE2015MSD	WATER		SD	Trichloroethene	1	98	70	125
	OT-29-GW-2903-JUNE2015MSD	WATER		SD	Trichlorofluoromethane	1	117	60	145
	OT-29-GW-2903-JUNE2015MSD	WATER		SD	Vinyl chloride	1	101	50	136
SW8270									
	OT-29-GW-2903-JUNE2015MS	WATER	320-13610-1	MS	1,2,4,5-Tetrachlorobenzene	1	82	41	103
	OT-29-GW-2903-JUNE2015MS	WATER		MS	2,4,5-Trichlorophenol	1	96	50	110
	OT-29-GW-2903-JUNE2015MS	WATER		MS	2,4,6-Tribromophenol (Surr)	1	102	40	125
	OT-29-GW-2903-JUNE2015MS	WATER		MS	2,4,6-Trichlorophenol	1	96	50	115
	OT-29-GW-2903-JUNE2015MS	WATER		MS	2,4-Dichlorophenol	1	95	50	105
	OT-29-GW-2903-JUNE2015MS	WATER		MS	2,4-Dimethylphenol	1	86	30	110
	OT-29-GW-2903-JUNE2015MS	WATER		MS	2,4-Dinitrotoluene	1	104	50	120
	OT-29-GW-2903-JUNE2015MS	WATER		MS	2,6-Dichlorophenol	1	92	70	130
	OT-29-GW-2903-JUNE2015MS	WATER		MS	2,6-Dinitrotoluene	1	99	50	115
	OT-29-GW-2903-JUNE2015MS	WATER		MS	2-Chloronaphthalene	1	85	50	105
	OT-29-GW-2903-JUNE2015MS	WATER		MS	2-Chlorophenol	1	88	35	105

Table 7. Matrix Spike and Matrix Spike Duplicate Sample Data Summary for Groundwater Samples for the Open Detonation Unit, Kirtland Air Force Base, June 2015

Method	Sample ID	Matrix	SDG	QA/QC Type	Analyte	Dilution	% Recovery	Lower Control Limit	Upper Control Limit
SW8270									
	OT-29-GW-2903-JUNE2015MS	WATER	320-13610-1	MS	2-Fluorobiphenyl (Surr)	1	86	50	110
	OT-29-GW-2903-JUNE2015MS	WATER		MS	2-Fluorophenol (Surr)	1	59	20	110
	OT-29-GW-2903-JUNE2015MS	WATER		MS	2-Methylphenol	1	80	40	110
	OT-29-GW-2903-JUNE2015MS	WATER		MS	2-Nitroaniline	1	97	50	115
	OT-29-GW-2903-JUNE2015MS	WATER		MS	2-Nitrophenol	1	100	40	115
	OT-29-GW-2903-JUNE2015MS	WATER		MS	3,3'-Dichlorobenzidine	1	71	20	110
	OT-29-GW-2903-JUNE2015MS	WATER		MS	3-Methylphenol & 4-Methylphenol	1	75	30	110
	OT-29-GW-2903-JUNE2015MS	WATER		MS	3-Nitroaniline	1	84	20	125
	OT-29-GW-2903-JUNE2015MS	WATER		MS	4,6-Dinitro-2-methylphenol	1	106	40	130
	OT-29-GW-2903-JUNE2015MS	WATER		MS	4-Bromophenyl phenyl ether	1	92	50	115
	OT-29-GW-2903-JUNE2015MS	WATER		MS	4-Chloro-3-methylphenol	1	98	45	110
	OT-29-GW-2903-JUNE2015MS	WATER		MS	4-Chloroaniline	1	83	15	110
	OT-29-GW-2903-JUNE2015MS	WATER		MS	4-Chlorophenyl phenyl ether	1	89	50	110
	OT-29-GW-2903-JUNE2015MS	WATER		MS	4-Nitroaniline	1	104	35	120
	OT-29-GW-2903-JUNE2015MS	WATER		MS	4-Nitrophenol	1	54	0	125
	OT-29-GW-2903-JUNE2015MS	WATER		MS	Acetophenone	1	88	70	130
	OT-29-GW-2903-JUNE2015MS	WATER		MS	Azobenzene	1	86	55	115
	OT-29-GW-2903-JUNE2015MS	WATER		MS	Benzaldehyde	1	86	70	130
	OT-29-GW-2903-JUNE2015MS	WATER		MS	Biphenyl	1	86	47	101
	OT-29-GW-2903-JUNE2015MS	WATER		MS	bis (2-chloroisopropyl) ether	1	80	25	130
	OT-29-GW-2903-JUNE2015MS	WATER		MS	Bis(2-chloroethoxy)methane	1	88	45	105
	OT-29-GW-2903-JUNE2015MS	WATER		MS	Bis(2-chloroethyl)ether	1	84	35	110
	OT-29-GW-2903-JUNE2015MS	WATER		MS	Bis(2-ethylhexyl) phthalate	1	96	40	125
	OT-29-GW-2903-JUNE2015MS	WATER		MS	Butyl benzyl phthalate	1	98	45	115
	OT-29-GW-2903-JUNE2015MS	WATER		MS	Carbazole	1	95	50	115
	OT-29-GW-2903-JUNE2015MS	WATER		MS	Dibenzofuran	1	89	55	105
	OT-29-GW-2903-JUNE2015MS	WATER		MS	Diethyl phthalate	1	95	40	120
	OT-29-GW-2903-JUNE2015MS	WATER		MS	Dimethyl phthalate	1	94	25	125
	OT-29-GW-2903-JUNE2015MS	WATER		MS	Di-n-butyl phthalate	1	97	55	115
	OT-29-GW-2903-JUNE2015MS	WATER		MS	Di-n-octyl phthalate	1	97	35	135
	OT-29-GW-2903-JUNE2015MS	WATER		MS	Hexachlorobenzene	1	95	50	110
	OT-29-GW-2903-JUNE2015MS	WATER		MS	Hexachlorobutadiene	1	67	25	105
	OT-29-GW-2903-JUNE2015MS	WATER		MS	Hexachlorocyclopentadiene	1	68	37	93
	OT-29-GW-2903-JUNE2015MS	WATER		MS	Hexachloroethane	1	67	30	95
	OT-29-GW-2903-JUNE2015MS	WATER		MS	Isophorone	1	84	50	110
	OT-29-GW-2903-JUNE2015MS	WATER		MS	Nitrobenzene	1	90	45	110
	OT-29-GW-2903-JUNE2015MS	WATER		MS	Nitrobenzene-d5 (Surr)	1	90	40	110
	OT-29-GW-2903-JUNE2015MS	WATER		MS	N-Nitrosodimethylamine	1	63	25	110
	OT-29-GW-2903-JUNE2015MS	WATER		MS	N-Nitrosodi-n-propylamine	1	92	35	130
	OT-29-GW-2903-JUNE2015MS	WATER		MS	N-Nitrosodiphenylamine	1	73	50	110
	OT-29-GW-2903-JUNE2015MS	WATER		MS	Pentachlorophenol	1	104	40	115
	OT-29-GW-2903-JUNE2015MS	WATER		MS	Phenol	1	43	0	115

Table 7. Matrix Spike and Matrix Spike Duplicate Sample Data Summary for Groundwater Samples for the Open Detonation Unit, Kirtland Air Force Base, June 2015

Method	Sample ID	Matrix	SDG	QA/QC Type	Analyte	Dilution	% Recovery	Lower Control Limit	Upper Control Limit
SW8270									
	OT-29-GW-2903-JUNE2015MS	WATER	320-13610-1	MS	Phenol-d5 (Surr)	1	39	10	115
	OT-29-GW-2903-JUNE2015MS	WATER		MS	Terphenyl-d14 (Surr)	1	90	50	135
	OT-29-GW-2903-JUNE2015MSD	WATER		SD	1,2,4,5-Tetrachlorobenzene	1	85	41	103
	OT-29-GW-2903-JUNE2015MSD	WATER		SD	2,4,5-Trichlorophenol	1	99	50	110
	OT-29-GW-2903-JUNE2015MSD	WATER		SD	2,4,6-Tribromophenol (Surr)	1	115	40	125
	OT-29-GW-2903-JUNE2015MSD	WATER		SD	2,4,6-Trichlorophenol	1	100	50	115
	OT-29-GW-2903-JUNE2015MSD	WATER		SD	2,4-Dichlorophenol	1	99	50	105
	OT-29-GW-2903-JUNE2015MSD	WATER		SD	2,4-Dimethylphenol	1	92	30	110
	OT-29-GW-2903-JUNE2015MSD	WATER		SD	2,4-Dinitrotoluene	1	109	50	120
	OT-29-GW-2903-JUNE2015MSD	WATER		SD	2,6-Dichlorophenol	1	95	70	130
	OT-29-GW-2903-JUNE2015MSD	WATER		SD	2,6-Dinitrotoluene	1	103	50	115
	OT-29-GW-2903-JUNE2015MSD	WATER		SD	2-Chloronaphthalene	1	86	50	105
	OT-29-GW-2903-JUNE2015MSD	WATER		SD	2-Chlorophenol	1	90	35	105
	OT-29-GW-2903-JUNE2015MSD	WATER		SD	2-Fluorobiphenyl (Surr)	1	88	50	110
	OT-29-GW-2903-JUNE2015MSD	WATER		SD	2-Fluorophenol (Surr)	1	60	20	110
	OT-29-GW-2903-JUNE2015MSD	WATER		SD	2-Methylphenol	1	83	40	110
	OT-29-GW-2903-JUNE2015MSD	WATER		SD	2-Nitroaniline	1	103	50	115
	OT-29-GW-2903-JUNE2015MSD	WATER		SD	2-Nitrophenol	1	101	40	115
	OT-29-GW-2903-JUNE2015MSD	WATER		SD	3,3'-Dichlorobenzidine	1	97	20	110
	OT-29-GW-2903-JUNE2015MSD	WATER		SD	3-Methylphenol & 4-Methylphenol	1	78	30	110
	OT-29-GW-2903-JUNE2015MSD	WATER		SD	3-Nitroaniline	1	89	20	125
	OT-29-GW-2903-JUNE2015MSD	WATER		SD	4,6-Dinitro-2-methylphenol	1	110	40	130
	OT-29-GW-2903-JUNE2015MSD	WATER		SD	4-Bromophenyl phenyl ether	1	96	50	115
	OT-29-GW-2903-JUNE2015MSD	WATER		SD	4-Chloro-3-methylphenol	1	101	45	110
	OT-29-GW-2903-JUNE2015MSD	WATER		SD	4-Chloroaniline	1	85	15	110
	OT-29-GW-2903-JUNE2015MSD	WATER		SD	4-Chlorophenyl phenyl ether	1	95	50	110
	OT-29-GW-2903-JUNE2015MSD	WATER		SD	4-Nitroaniline	1	108	35	120
	OT-29-GW-2903-JUNE2015MSD	WATER		SD	4-Nitrophenol	1	56	0	125
	OT-29-GW-2903-JUNE2015MSD	WATER		SD	Acetophenone	1	90	70	130
	OT-29-GW-2903-JUNE2015MSD	WATER		SD	Azobenzene	1	88	55	115
	OT-29-GW-2903-JUNE2015MSD	WATER		SD	Benzaldehyde	1	86	70	130
	OT-29-GW-2903-JUNE2015MSD	WATER		SD	Biphenyl	1	88	47	101
	OT-29-GW-2903-JUNE2015MSD	WATER		SD	bis (2-chloroisopropyl) ether	1	82	25	130
	OT-29-GW-2903-JUNE2015MSD	WATER		SD	Bis(2-chloroethoxy)methane	1	90	45	105
	OT-29-GW-2903-JUNE2015MSD	WATER		SD	Bis(2-chloroethyl)ether	1	88	35	110
	OT-29-GW-2903-JUNE2015MSD	WATER		SD	Bis(2-ethylhexyl) phthalate	1	101	40	125
	OT-29-GW-2903-JUNE2015MSD	WATER		SD	Butyl benzyl phthalate	1	104	45	115
	OT-29-GW-2903-JUNE2015MSD	WATER		SD	Carbazole	1	97	50	115
	OT-29-GW-2903-JUNE2015MSD	WATER		SD	Dibenzofuran	1	91	55	105
	OT-29-GW-2903-JUNE2015MSD	WATER		SD	Diethyl phthalate	1	100	40	120
	OT-29-GW-2903-JUNE2015MSD	WATER		SD	Dimethyl phthalate	1	98	25	125
	OT-29-GW-2903-JUNE2015MSD	WATER		SD	Di-n-butyl phthalate	1	101	55	115

Table 7. Matrix Spike and Matrix Spike Duplicate Sample Data Summary for Groundwater Samples for the Open Detonation Unit, Kirtland Air Force Base, June 2015

Method	Sample ID	Matrix	SDG	QA/QC Type	Analyte	Dilution	% Recovery	Lower Control Limit	Upper Control Limit
SW8270									
	OT-29-GW-2903-JUNE2015MSD	WATER	320-13610-1	SD	Di-n-octyl phthalate	1	101	35	135
	OT-29-GW-2903-JUNE2015MSD	WATER		SD	Hexachlorobenzene	1	98	50	110
	OT-29-GW-2903-JUNE2015MSD	WATER		SD	Hexachlorobutadiene	1	71	25	105
	OT-29-GW-2903-JUNE2015MSD	WATER		SD	Hexachlorocyclopentadiene	1	67	37	93
	OT-29-GW-2903-JUNE2015MSD	WATER		SD	Hexachloroethane	1	71	30	95
	OT-29-GW-2903-JUNE2015MSD	WATER		SD	Isophorone	1	86	50	110
	OT-29-GW-2903-JUNE2015MSD	WATER		SD	Nitrobenzene	1	92	45	110
	OT-29-GW-2903-JUNE2015MSD	WATER		SD	Nitrobenzene-d5 (Surr)	1	95	40	110
	OT-29-GW-2903-JUNE2015MSD	WATER		SD	N-Nitrosodimethylamine	1	63	25	110
	OT-29-GW-2903-JUNE2015MSD	WATER		SD	N-Nitrosodi-n-propylamine	1	94	35	130
	OT-29-GW-2903-JUNE2015MSD	WATER		SD	N-Nitrosodiphenylamine	1	84	50	110
	OT-29-GW-2903-JUNE2015MSD	WATER		SD	Pentachlorophenol	1	107	40	115
	OT-29-GW-2903-JUNE2015MSD	WATER		SD	Phenol	1	43	0	115
	OT-29-GW-2903-JUNE2015MSD	WATER		SD	Phenol-d5 (Surr)	1	40	10	115
	OT-29-GW-2903-JUNE2015MSD	WATER		SD	Terphenyl-d14 (Surr)	1	101	50	135
SW8270SI									
	OT-29-GW-2903-JUNE2015MS	WATER	320-13610-1	MS	1,4-Dioxane	1	29	12	52
	OT-29-GW-2903-JUNE2015MS	WATER		MS	1-Methylnaphthalene	1	75	38	107
	OT-29-GW-2903-JUNE2015MS	WATER		MS	2-Fluorobiphenyl (Surr)	1	77	50	110
	OT-29-GW-2903-JUNE2015MS	WATER		MS	2-Methylnaphthalene	1	74	45	105
	OT-29-GW-2903-JUNE2015MS	WATER		MS	Acenaphthene	1	77	45	110
	OT-29-GW-2903-JUNE2015MS	WATER		MS	Acenaphthylene	1	76	50	105
	OT-29-GW-2903-JUNE2015MS	WATER		MS	Anthracene	1	76	55	110
	OT-29-GW-2903-JUNE2015MS	WATER		MS	Benzo[a]anthracene	1	82	55	110
	OT-29-GW-2903-JUNE2015MS	WATER		MS	Benzo[a]pyrene	1	76	55	110
	OT-29-GW-2903-JUNE2015MS	WATER		MS	Benzo[b]fluoranthene	1	81	45	120
	OT-29-GW-2903-JUNE2015MS	WATER		MS	Benzo[g,h,i]perylene	1	82	40	125
	OT-29-GW-2903-JUNE2015MS	WATER		MS	Benzo[k]fluoranthene	1	83	45	125
	OT-29-GW-2903-JUNE2015MS	WATER		MS	Chrysene	1	83	55	110
	OT-29-GW-2903-JUNE2015MS	WATER		MS	Dibenz(a,h)anthracene	1	79	40	125
	OT-29-GW-2903-JUNE2015MS	WATER		MS	Fluoranthene	1	81	55	115
	OT-29-GW-2903-JUNE2015MS	WATER		MS	Fluorene	1	76	50	110
	OT-29-GW-2903-JUNE2015MS	WATER		MS	Indeno[1,2,3-cd]pyrene	1	80	45	125
	OT-29-GW-2903-JUNE2015MS	WATER		MS	Naphthalene	1	76	40	100
	OT-29-GW-2903-JUNE2015MS	WATER		MS	Nitrobenzene-d5	1	61	40	110
	OT-29-GW-2903-JUNE2015MS	WATER		MS	Nitrobenzene-d5	1	79	40	110
	OT-29-GW-2903-JUNE2015MS	WATER		MS	Phenanthrene	1	81	50	115
	OT-29-GW-2903-JUNE2015MS	WATER		MS	Pyrene	1	81	50	130
	OT-29-GW-2903-JUNE2015MS	WATER		MS	Terphenyl-d14	1	84	50	135
	OT-29-GW-2903-JUNE2015MSD	WATER		SD	1,4-Dioxane	1	29	12	52
	OT-29-GW-2903-JUNE2015MSD	WATER		SD	1-Methylnaphthalene	1	76	38	107
	OT-29-GW-2903-JUNE2015MSD	WATER		SD	2-Fluorobiphenyl (Surr)	1	77	50	110

Table 7. Matrix Spike and Matrix Spike Duplicate Sample Data Summary for Groundwater Samples for the Open Detonation Unit, Kirtland Air Force Base, June 2015

Method	Sample ID	Matrix	SDG	QA/QC Type	Analyte	Dilution	% Recovery	Lower Control Limit	Upper Control Limit
SW8270SI									
	OT-29-GW-2903-JUNE2015MSD	WATER	320-13610-1	SD	2-Methylnaphthalene	1	75	45	105
	OT-29-GW-2903-JUNE2015MSD	WATER		SD	Acenaphthene	1	78	45	110
	OT-29-GW-2903-JUNE2015MSD	WATER		SD	Acenaphthylene	1	76	50	105
	OT-29-GW-2903-JUNE2015MSD	WATER		SD	Anthracene	1	77	55	110
	OT-29-GW-2903-JUNE2015MSD	WATER		SD	Benzo[a]anthracene	1	82	55	110
	OT-29-GW-2903-JUNE2015MSD	WATER		SD	Benzo[a]pyrene	1	78	55	110
	OT-29-GW-2903-JUNE2015MSD	WATER		SD	Benzo[b]fluoranthene	1	83	45	120
	OT-29-GW-2903-JUNE2015MSD	WATER		SD	Benzo[g,h,i]perylene	1	82	40	125
	OT-29-GW-2903-JUNE2015MSD	WATER		SD	Benzo[k]fluoranthene	1	83	45	125
	OT-29-GW-2903-JUNE2015MSD	WATER		SD	Chrysene	1	84	55	110
	OT-29-GW-2903-JUNE2015MSD	WATER		SD	Dibenz(a,h)anthracene	1	79	40	125
	OT-29-GW-2903-JUNE2015MSD	WATER		SD	Fluoranthene	1	82	55	115
	OT-29-GW-2903-JUNE2015MSD	WATER		SD	Fluorene	1	78	50	110
	OT-29-GW-2903-JUNE2015MSD	WATER		SD	Indeno[1,2,3-cd]pyrene	1	80	45	125
	OT-29-GW-2903-JUNE2015MSD	WATER		SD	Naphthalene	1	77	40	100
	OT-29-GW-2903-JUNE2015MSD	WATER		SD	Nitrobenzene-d5	1	65	40	110
	OT-29-GW-2903-JUNE2015MSD	WATER		SD	Nitrobenzene-d5	1	77	40	110
	OT-29-GW-2903-JUNE2015MSD	WATER		SD	Phenanthrene	1	82	50	115
	OT-29-GW-2903-JUNE2015MSD	WATER		SD	Pyrene	1	82	50	130
	OT-29-GW-2903-JUNE2015MSD	WATER		SD	Terphenyl-d14	1	83	50	135
SW8290									
	OT-29-GW-2903-JUNE2015MS	WATER	320-13610-2	MS	1,2,3,4,6,7,8-HpCDD	1	114	81	132
	OT-29-GW-2903-JUNE2015MS	WATER		MS	1,2,3,4,6,7,8-HpCDF	1	112	81	135
	OT-29-GW-2903-JUNE2015MS	WATER		MS	1,2,3,4,7,8,9-HpCDF	1	107	72	140
	OT-29-GW-2903-JUNE2015MS	WATER		MS	1,2,3,4,7,8-HxCDD	1	107	65	144
	OT-29-GW-2903-JUNE2015MS	WATER		MS	1,2,3,4,7,8-HxCDF	1	117	86	126
	OT-29-GW-2903-JUNE2015MS	WATER		MS	1,2,3,6,7,8-HxCDD	1	112	78	137
	OT-29-GW-2903-JUNE2015MS	WATER		MS	1,2,3,6,7,8-HxCDF	1	120	79	137
	OT-29-GW-2903-JUNE2015MS	WATER		MS	1,2,3,7,8,9-HxCDD	1	108	74	142
	OT-29-GW-2903-JUNE2015MS	WATER		MS	1,2,3,7,8,9-HxCDF	1	120	72	145
	OT-29-GW-2903-JUNE2015MS	WATER		MS	1,2,3,7,8-PeCDD	1	119	79	125
	OT-29-GW-2903-JUNE2015MS	WATER		MS	1,2,3,7,8-PeCDF	1	110	79	137
	OT-29-GW-2903-JUNE2015MS	WATER		MS	13C-1,2,3,4,6,7,8-HpCDD	1	77	40	135
	OT-29-GW-2903-JUNE2015MS	WATER		MS	13C-1,2,3,4,6,7,8-HpCDF	1	83	40	135
	OT-29-GW-2903-JUNE2015MS	WATER		MS	13C-1,2,3,4,7,8-HxCDF	1	83	40	135
	OT-29-GW-2903-JUNE2015MS	WATER		MS	13C-1,2,3,6,7,8-HxCDD	1	86	40	135
	OT-29-GW-2903-JUNE2015MS	WATER		MS	13C-1,2,3,7,8-PeCDD	1	84	40	135
	OT-29-GW-2903-JUNE2015MS	WATER		MS	13C-1,2,3,7,8-PeCDF	1	88	40	135
	OT-29-GW-2903-JUNE2015MS	WATER		MS	13C-2,3,7,8-TCDD	1	82	40	135
	OT-29-GW-2903-JUNE2015MS	WATER		MS	13C-2,3,7,8-TCDF	1	80	40	135
	OT-29-GW-2903-JUNE2015MS	WATER		MS	13C-OCDD	1	74	40	135
	OT-29-GW-2903-JUNE2015MS	WATER		MS	2,3,4,6,7,8-HxCDF	1	117	80	138

Table 7. Matrix Spike and Matrix Spike Duplicate Sample Data Summary for Groundwater Samples for the Open Detonation Unit, Kirtland Air Force Base, June 2015

Method	Sample ID	Matrix	SDG	QA/QC Type	Analyte	Dilution	% Recovery	Lower Control Limit	Upper Control Limit
SW8290									
	OT-29-GW-2903-JUNE2015MS	WATER	320-13610-2	MS	2,3,4,7,8-PeCDF	1	108	76	137
	OT-29-GW-2903-JUNE2015MS	WATER		MS	2,3,7,8-TCDD	1	110	72	144
	OT-29-GW-2903-JUNE2015MS	WATER		MS	2,3,7,8-TCDF	1	111	73	150
	OT-29-GW-2903-JUNE2015MS	WATER		MS	OCDD	1	111	80	129
	OT-29-GW-2903-JUNE2015MS	WATER		MS	OCDF	1	112	65	145
	OT-29-GW-2903-JUNE2015MSD	WATER		SD	1,2,3,4,6,7,8-HpCDD	1	113	81	132
	OT-29-GW-2903-JUNE2015MSD	WATER		SD	1,2,3,4,6,7,8-HpCDF	1	113	81	135
	OT-29-GW-2903-JUNE2015MSD	WATER		SD	1,2,3,4,7,8,9-HpCDF	1	110	72	140
	OT-29-GW-2903-JUNE2015MSD	WATER		SD	1,2,3,4,7,8-HxCDD	1	108	65	144
	OT-29-GW-2903-JUNE2015MSD	WATER		SD	1,2,3,4,7,8-HxCDF	1	118	86	126
	OT-29-GW-2903-JUNE2015MSD	WATER		SD	1,2,3,6,7,8-HxCDD	1	113	78	137
	OT-29-GW-2903-JUNE2015MSD	WATER		SD	1,2,3,6,7,8-HxCDF	1	121	79	137
	OT-29-GW-2903-JUNE2015MSD	WATER		SD	1,2,3,7,8,9-HxCDD	1	105	74	142
	OT-29-GW-2903-JUNE2015MSD	WATER		SD	1,2,3,7,8,9-HxCDF	1	118	72	145
	OT-29-GW-2903-JUNE2015MSD	WATER		SD	1,2,3,7,8-PeCDD	1	119	79	125
	OT-29-GW-2903-JUNE2015MSD	WATER		SD	1,2,3,7,8-PeCDF	1	110	79	137
	OT-29-GW-2903-JUNE2015MSD	WATER		SD	13C-1,2,3,4,6,7,8-HpCDD	1	84	40	135
	OT-29-GW-2903-JUNE2015MSD	WATER		SD	13C-1,2,3,4,6,7,8-HpCDF	1	89	40	135
	OT-29-GW-2903-JUNE2015MSD	WATER		SD	13C-1,2,3,4,7,8-HxCDF	1	89	40	135
	OT-29-GW-2903-JUNE2015MSD	WATER		SD	13C-1,2,3,6,7,8-HxCDD	1	93	40	135
	OT-29-GW-2903-JUNE2015MSD	WATER		SD	13C-1,2,3,7,8-PeCDD	1	88	40	135
	OT-29-GW-2903-JUNE2015MSD	WATER		SD	13C-1,2,3,7,8-PeCDF	1	92	40	135
	OT-29-GW-2903-JUNE2015MSD	WATER		SD	13C-2,3,7,8-TCDD	1	85	40	135
	OT-29-GW-2903-JUNE2015MSD	WATER		SD	13C-2,3,7,8-TCDF	1	82	40	135
	OT-29-GW-2903-JUNE2015MSD	WATER		SD	13C-OCDD	1	82	40	135
	OT-29-GW-2903-JUNE2015MSD	WATER		SD	2,3,4,6,7,8-HxCDF	1	119	80	138
	OT-29-GW-2903-JUNE2015MSD	WATER		SD	2,3,4,7,8-PeCDF	1	111	76	137
	OT-29-GW-2903-JUNE2015MSD	WATER		SD	2,3,7,8-TCDD	1	111	72	144
	OT-29-GW-2903-JUNE2015MSD	WATER		SD	2,3,7,8-TCDF	1	111	73	150
	OT-29-GW-2903-JUNE2015MSD	WATER		SD	OCDD	1	111	80	129
	OT-29-GW-2903-JUNE2015MSD	WATER		SD	OCDF	1	112	65	145
SW8330B									
	OT-29-GW-2903-JUNE2015MS	WATER	320-13610-1	MS	1,3,5-Trinitrobenzene	1	108	65	140
	OT-29-GW-2903-JUNE2015MS	WATER		MS	1,3-Dinitrobenzene	1	111	45	160
	OT-29-GW-2903-JUNE2015MS	WATER		MS	2,4,6-Trinitrotoluene	1	102	50	145
	OT-29-GW-2903-JUNE2015MS	WATER		MS	2,4-Dinitrotoluene	1	103	60	135
	OT-29-GW-2903-JUNE2015MS	WATER		MS	2,6-Dinitrotoluene	1	104	60	135
	OT-29-GW-2903-JUNE2015MS	WATER		MS	2-Amino-4,6-dinitrotoluene	1	104	50	155
	OT-29-GW-2903-JUNE2015MS	WATER		MS	2-Nitrotoluene	1	101	45	135
	OT-29-GW-2903-JUNE2015MS	WATER		MS	3,4-Dinitrotoluene	1	101	79	111
	OT-29-GW-2903-JUNE2015MS	WATER		MS	3-Nitrotoluene	1	100	50	130
	OT-29-GW-2903-JUNE2015MS	WATER		MS	4-Amino-2,6-dinitrotoluene	1	101	55	155

Table 7. Matrix Spike and Matrix Spike Duplicate Sample Data Summary for Groundwater Samples for the Open Detonation Unit, Kirtland Air Force Base, June 2015

Method	Sample ID	Matrix	SDG	QA/QC Type	Analyte	Dilution	% Recovery	Lower Control Limit	Upper Control Limit
SW8330B									
	OT-29-GW-2903-JUNE2015MS	WATER	320-13610-1	MS	4-Nitrotoluene	1	100	50	130
	OT-29-GW-2903-JUNE2015MS	WATER		MS	HMX	1	110	80	115
	OT-29-GW-2903-JUNE2015MS	WATER		MS	Nitrobenzene	1	109	50	140
	OT-29-GW-2903-JUNE2015MS	WATER		MS	Nitroglycerin	1	114	80	120
	OT-29-GW-2903-JUNE2015MS	WATER		MS	PETN	1	107	76	116
	OT-29-GW-2903-JUNE2015MS	WATER		MS	RDX	1	114	50	160
	OT-29-GW-2903-JUNE2015MS	WATER		MS	Tetryl	1	102	20	175
	OT-29-GW-2903-JUNE2015MSD	WATER		SD	1,3,5-Trinitrobenzene	1	106	65	140
	OT-29-GW-2903-JUNE2015MSD	WATER		SD	1,3-Dinitrobenzene	1	112	45	160
	OT-29-GW-2903-JUNE2015MSD	WATER		SD	2,4,6-Trinitrotoluene	1	100	50	145
	OT-29-GW-2903-JUNE2015MSD	WATER		SD	2,4-Dinitrotoluene	1	101	60	135
	OT-29-GW-2903-JUNE2015MSD	WATER		SD	2,6-Dinitrotoluene	1	101	60	135
	OT-29-GW-2903-JUNE2015MSD	WATER		SD	2-Amino-4,6-dinitrotoluene	1	103	50	155
	OT-29-GW-2903-JUNE2015MSD	WATER		**SD**	**2-Nitrotoluene**	1	**155**	**45**	**135**
	OT-29-GW-2903-JUNE2015MSD	WATER		SD	3,4-Dinitrotoluene	1	100	79	111
	OT-29-GW-2903-JUNE2015MSD	WATER		SD	3-Nitrotoluene	1	98	50	130
	OT-29-GW-2903-JUNE2015MSD	WATER		SD	4-Amino-2,6-dinitrotoluene	1	101	55	155
	OT-29-GW-2903-JUNE2015MSD	WATER		SD	4-Nitrotoluene	1	99	50	130
	OT-29-GW-2903-JUNE2015MSD	WATER		**SD**	**HMX**	1	**120**	**80**	**115**
	OT-29-GW-2903-JUNE2015MSD	WATER		SD	Nitrobenzene	1	122	50	140
	OT-29-GW-2903-JUNE2015MSD	WATER		SD	Nitroglycerin	1	113	80	120
	OT-29-GW-2903-JUNE2015MSD	WATER		SD	PETN	1	105	76	116
	OT-29-GW-2903-JUNE2015MSD	WATER		SD	RDX	1	112	50	160
	OT-29-GW-2903-JUNE2015MSD	WATER		SD	Tetryl	1	101	20	175
SW9034									
	OT-29-GW-2903-JUNE2015MS	WATER	320-13610-1	MS	Sulfide	1	93	90	110
	OT-29-GW-2903-JUNE2015MSD	WATER		SD	Sulfide	1	97	90	110
SW9056									
	OT-29-GW-2901-JUNE2015MS	WATER	320-13722-1	MS	Bromide	1	98	90	110
	OT-29-GW-2901-JUNE2015MS	WATER		MS	Chloride	25	100	90	110
	OT-29-GW-2901-JUNE2015MS	WATER		MS	Fluoride	1	98	90	110
	OT-29-GW-2901-JUNE2015MS	WATER		MS	Nitrate as N	1	90	90	110
	OT-29-GW-2901-JUNE2015MS	WATER		**MS**	**Nitrite as N**	1	**118**	**90**	**110**
	OT-29-GW-2901-JUNE2015MS	WATER		**MS**	**Sulfate**	2	**87**	**90**	**110**
	OT-29-GW-2901-JUNE2015MSD	WATER		SD	Bromide	1	98	90	110
	OT-29-GW-2901-JUNE2015MSD	WATER		SD	Chloride	25	100	90	110
	OT-29-GW-2901-JUNE2015MSD	WATER		SD	Fluoride	1	98	90	110
	OT-29-GW-2901-JUNE2015MSD	WATER		**SD**	**Nitrate as N**	1	**88**	**90**	**110**
	OT-29-GW-2901-JUNE2015MSD	WATER		SD	Nitrite as N	1	108	90	110
	OT-29-GW-2901-JUNE2015MSD	WATER		**SD**	**Sulfate**	2	**85**	**90**	**110**
	OT-29-GW-2903-JUNE2015MS	WATER	320-13610-1	MS	Bromide	1	99	90	110
	OT-29-GW-2903-JUNE2015MS	WATER		MS	Chloride	20	96	90	110

Table 7. Matrix Spike and Matrix Spike Duplicate Sample Data Summary for Groundwater Samples for the Open Detonation Unit, Kirtland Air Force Base, June 2015

Method	Sample ID	Matrix	SDG	QA/QC Type	Analyte	Dilution	% Recovery	Lower Control Limit	Upper Control Limit
SW9056									
	OT-29-GW-2903-JUNE2015MS	WATER	320-13610-1	MS	Fluoride	1	97	90	110
	OT-29-GW-2903-JUNE2015MS	WATER		MS	Nitrate as N	1	94	90	110
	OT-29-GW-2903-JUNE2015MS	WATER		**MS**	**Nitrate as N**	1	**53**	**90**	**110**
	OT-29-GW-2903-JUNE2015MS	WATER		**MS**	**Nitrite as N**	1	**111**	**90**	**110**
	OT-29-GW-2903-JUNE2015MS	WATER		MS	Nitrite as N	1	109	90	110
	OT-29-GW-2903-JUNE2015MS	WATER		MS	Sulfate	4	95	90	110
	OT-29-GW-2903-JUNE2015MSD	WATER		SD	Bromide	1	99	90	110
	OT-29-GW-2903-JUNE2015MSD	WATER		SD	Chloride	20	96	90	110
	OT-29-GW-2903-JUNE2015MSD	WATER		SD	Fluoride	1	97	90	110
	OT-29-GW-2903-JUNE2015MSD	WATER		SD	Nitrate as N	1	93	90	110
	OT-29-GW-2903-JUNE2015MSD	WATER		**SD**	**Nitrate as N**	1	**52**	**90**	**110**
	OT-29-GW-2903-JUNE2015MSD	WATER		SD	Nitrite as N	1	109	90	110
	OT-29-GW-2903-JUNE2015MSD	WATER		**SD**	**Nitrite as N**	1	**112**	**90**	**110**
	OT-29-GW-2903-JUNE2015MSD	WATER		SD	Sulfate	4	95	90	110
	OT-29-GW-2904-JUNE2015MS	WATER	320-13633-1	MS	Bromide	1	98	90	110
	OT-29-GW-2904-JUNE2015MS	WATER		MS	Chloride	20	96	90	110
	OT-29-GW-2904-JUNE2015MS	WATER		MS	Fluoride	1	97	90	110
	OT-29-GW-2904-JUNE2015MS	WATER		**MS**	**Nitrate as N**	1	**89**	**90**	**110**
	OT-29-GW-2904-JUNE2015MS	WATER		MS	Nitrite as N	1	108	90	110
	OT-29-GW-2904-JUNE2015MS	WATER		**MS**	**Sulfate**	2	**84**	**90**	**110**
	OT-29-GW-2904-JUNE2015MSD	WATER		SD	Bromide	1	98	90	110
	OT-29-GW-2904-JUNE2015MSD	WATER		SD	Chloride	20	96	90	110
	OT-29-GW-2904-JUNE2015MSD	WATER		SD	Fluoride	1	97	90	110
	OT-29-GW-2904-JUNE2015MSD	WATER		**SD**	**Nitrate as N**	1	**81**	**90**	**110**
	OT-29-GW-2904-JUNE2015MSD	WATER		SD	Nitrite as N	1	110	90	110
	OT-29-GW-2904-JUNE2015MSD	WATER		**SD**	**Sulfate**	2	**82**	**90**	**110**
SW9060									
	OT-29-GW-2903-JUNE2015MS	WATER	320-13610-1	MS	Total Organic Carbon - Duplicates	1	98	90	110
	OT-29-GW-2903-JUNE2015MSD	WATER		SD	Total Organic Carbon - Duplicates	1	98	90	110

Bold formatting indicates recoveries below the lower control limit or above the upper control limit.

QA/QC Type

MS = Matrix Spike
SD = Matrix Spike Duplicate

APPENDIX C

September 2015 Data Quality Evaluation Report
Open Detonation Unit at Kirtland Air Force Base

CONTENTS

Section **Page**

1.0 INTRODUCTION 5
1.1 Analytical Data 5
2.0 DATA VERIFICATION RESULTS 6
2.1 Completeness Evaluation 6
2.1.1 Sampling Completeness 6
2.1.2 Analytical Completeness 6
2.2 Representativeness Evaluation 6
2.2.1 Holding Time and Preservation 6
2.3 Accuracy Evaluation 7
2.3.1 Calibration 7
2.3.2 Method Blank Samples 7
2.3.3 Field Blank Samples 7
2.3.4 Laboratory Control Samples 8
2.3.5 Internal Standards 8
2.3.6 Surrogate Samples 8
2.3.7 Matrix Spikes 8
2.3.8 Post Digestion Spikes 9
2.3.9 Sample Quantitation 9
2.4 Precision Evaluation 9
2.4.1 Field Duplicates 9
2.4.2 Laboratory Control Sample Duplicates 9
2.4.3 Matrix Spike Duplicate Samples 10
2.4.4 Serial Dilutions 10
2.4.5 Confirmation 10
2.5 Comparability Evaluation 10
2.6 Overall Assessment 10
REFERENCES 12

ATTACHMENT

Data Verification Tables

1 Summary of Analytical Parameters for Groundwater Samples for the Open Detonation Unit, Kirtland Air Force Base, September 2015

2 Summary of Data Qualification for Groundwater Samples for the Open Detonation Unit, Kirtland Air Force Base, September 2015

3 Summary of Analytical Results for Groundwater Samples for the Open Detonation Unit, Kirtland Air Force Base, September 2015

4 Holding Times for Groundwater Samples for the Open Detonation Unit, Kirtland Air Force Base, September 2015

5 Trip and Method Blank Data Summary for Groundwater Samples for the Open Detonation Unit, Kirtland Air Force Base, September 2015

6 Laboratory Control Samples Data Summary for Groundwater Samples for the Open Detonation Unit, Kirtland Air Force Base, September 2015

7 Matrix Spike and Matrix Spike Duplicate Sample Data Summary for Groundwater Samples for the Open Detonation Unit, Kirtland Air Force Base, September 2015

ACRONYMS AND ABBREVIATIONS

AFB	Air Force Base
AWWA	American Water Works Association
DQE	data quality evaluation
EB	equipment blank
EMPC	estimated maximum possible concentration
EPA	U.S. Environmental Protection Agency
FD	field duplicate
LCS	laboratory control spike
LCSD	laboratory control spike duplicate
LOQ	limit of quantitation
MS	matrix spike
MSD	matrix spike duplicate
PARCCS	precision, accuracy, representativeness, comparability, completeness, and sensitivity
PDS	post digestion spike
QC	quality control
%R	percent recovery
RPD	relative percent difference
TB	trip blank
TDS	total dissolved solids
UFP-QAPP	Uniform Federal Policy Quality Assurance Project Plan
USAF	U.S. Air Force

THIS PAGE INTENTIONALLY LEFT BLANK

1.0 INTRODUCTION

This data quality evaluation (DQE) report presents the analytical results for groundwater samples collected from the Open Detonation Unit at Kirtland Air Force Base (AFB), New Mexico. Groundwater samples were collected September 1 through September 2, 2015. Guidance for this DQE report came from the *Uniform Federal Policy-Quality Assurance Project Plan (UFP-QAPP) to Support Closure of the Open Burn and Open Detonation Units at Kirtland AFB* (U.S. Air Force [USAF], 2012), the *Closure Plan for the Open Detonation Unit* (USAF, 2015), and individual method requirements. The analytical results were evaluated using the criteria of precision, accuracy, representativeness, comparability, completeness, and sensitivity (PARCCS) as defined in the UFP-QAPP.

1.1 Analytical Data

This DQE report provides the results and validation for four groundwater samples, one field duplicate (FD), one equipment blank (EB) and two trip blanks (TB) reported in six sample delivery groups identified as 320-14711-1, 320-14711-2, 320-14737-1, 320-14737-2, 1524605, and 1524791. The samples were collected and delivered to TestAmerica Laboratories, Inc. in Sacramento, California. TestAmerica subcontracted the white phosphorus analysis to ALS in Salt Lake City, Utah and the dioxin/furan analysis to TestAmerica Laboratories, Inc. in Denver, Colorado.

The samples were analyzed by the methods listed in Table 1. The analytical results and quality control tables are located in the attachment of this report.

The analytical results were assessed by reviewing the following: (1) the chain-of-custody documentation; (2) holding-time compliance; (3) calibration criteria; (4) method blank and field blank samples; (5) laboratory control spike/laboratory control spike duplicate samples (LCS/LSCD); (6) surrogate spike recoveries; (7) matrix spike/matrix spike duplicate samples (MS/MSD); (8) FD precision; (9) internal standard recoveries; and (10) the required quality control (QC) samples at the specified frequencies.

Data flags were assigned according to the UFP-QAPP. Multiple flags are routinely applied to specific sample method, matrix, and analyte combinations, but there will only be one final flag. A final flag is applied to the data and is the most conservative of the applied validation flags. The final flag also includes matrix and blank sample impacts.

The data flags are those listed in the UFP-QAPP and are defined below:

J The analyte was positively identified; the associated numerical value is the approximate concentration of the analyte in the sample.

R The sample result was rejected due to serious deficiencies in the ability to analyze the sample and meet the QC criteria. The presence or absence of the analyte could not be verified.

U The analyte was analyzed for but was not detected above the reported sample quantitation limit.

UJ The analyte was not detected above the reported sample quantitation limit. However, the reported quantitation limit is approximate and may or may not represent the actual limit of quantitation necessary to accurately and precisely measure the analyte in the sample.

A summary of the qualified data is presented in Table 2.

2.0 DATA VERIFICATION RESULTS

2.1 Completeness Evaluation

2.1.1 Sampling Completeness

Sampling completeness was assessed by reviewing the chain-of-custody documentation. Required procedures were followed and all acceptance criteria were met indicating sampling completeness for this project was 100 percent.

2.1.2 Analytical Completeness

Analytical completeness was evaluated using the following equation:

$$\text{Completeness} = \frac{\text{Number of valid data points}}{\text{Total number of measurements}} \times 100$$

Where:

The number of valid data points is the total number of valid analytical measurements based on the precision, accuracy, and holding-time evaluation.

All samples were analyzed according to the UFP-QAPP. Based on the results of the data verification, the data are considered valid as qualified. The completeness goal of 95 percent was met for all method and analyte combinations.

The analytical results are listed in Table 3.

2.2 Representativeness Evaluation

Representativeness is a qualitative expression of the degree to which sample data accurately and precisely represent a characteristic of a population, sampling point or an environmental condition. Representativeness is maximized by ensuring that the number and location of sampling points, sample collection and analysis methods are appropriate for the specific investigation and that the sampling and analysis program provides data that reflects “true” site conditions. The data were evaluated for representativeness by assessing the following: the use of standard methods and reporting units, sample preservation and holding-time compliance.

2.2.1 Holding Time and Preservation

Holding time is the length of time after sample collection to extraction and/or analysis. All sample analyses met holding-time requirements for this project.

Samples OT-29-GW-2901-01092015, OT29-GW-2902-01092015, OT29-GW-2904-01092015 and OT29-FD-2904-01092015 were received at the laboratory above temperature compliance for white phosphorus due to a delay in sample delivery by the carrier. The shipping cooler temperature was 12 degrees Celsius, showing that the cooler was lower than ambient conditions, contained some ice, and the time above temperature criteria was limited. The data were qualified as estimated non-detected results and flagged “UJ” in the samples.

The sample holding times are listed in Table 4.

2.3 Accuracy Evaluation

Accuracy is a measure of the level of agreement between a measurement and a known true value. Accuracy is evaluated by percent recovery (%R), which is calculated using the following equation:

$$\%R = \frac{A-B}{C} \times 100$$

Where,

A = the measured concentration of the analyte in the spiked sample;
B = the measured concentration of the analyte in the unspiked sample; and
C = the concentration of the analyte used for spiking.

Accuracy was evaluated using initial and continuing calibration recoveries, LCS/LCSD recoveries, MS/MSD recoveries, post digestion spike recoveries, internal standard recoveries, surrogate spike recoveries, and the evaluation of method and field blank data.

2.3.1 Calibration

Initial and continuing calibration analyses were performed as required by the methods and acceptance criteria were met.

2.3.2 Method Blank Samples

A method blank is a clean matrix and is carried through the same analytical procedures as the environmental samples. Method blank samples were analyzed at the required frequency and were free of contamination with the following exceptions:

- Multiple analytes were detected at concentrations less than the limit of quantitation (LOQ) in the method blanks associated with Method SW8290. The data were qualified as not detected and flagged “U” when the associated sample concentrations were less than five times the blank concentrations.

- Total dissolved solids was detected at a concentration greater than the LOQ in one method blank associated with Method SM2540C. The data were not qualified because the sample concentrations were greater than five times the blank concentration.

- Zinc was detected at a concentration less than the LOQ in the method blank associated with Method SW6020. The data were qualified as not detected and flagged “U” when the associated sample concentrations were less than five times the blank concentration.

The results of the method blank analyses are presented in Table 5.

2.3.3 Field Blank Samples

TBs and an EB samples were collected, analyzed, and were free of contamination with the following exceptions:

- Multiple analytes were detected at concentrations less than the LOQ in the equipment blank associated with Method SW8290. The data were qualified as not detected and flagged "U" when the associated sample concentrations were less than five times the blank concentrations.

- Acetone was detected at a concentration greater than the LOQ in the EB and 2-butanone was detected at a concentration less than the LOQ. The data were not qualified because the samples did not contain reportable levels of acetone or 2-butanone.

- Calcium, magnesium and sodium were detected at concentrations less than the LOQ in the EB associated with Method SW6010B. The data were not qualified because the samples did not contain reportable levels of these analytes or the sample concentrations were greater than five times the blank concentration.

The results of the EB and TB analyses are presented in Table 5.

2.3.4 Laboratory Control Samples

The LCS/LCSD samples were analyzed to assess accuracy in the absence of matrix effects and acceptance criteria were met.

The LCS/LCSD results are presented in Table 6.

2.3.5 Internal Standards

Internal standards were added to the methods requiring their use and all acceptance criteria were met.

2.3.6 Surrogate Samples

Surrogates were added to all samples for the methods requiring their use and all QC acceptance criteria were met with the following exceptions:

- One or more surrogates associated with Method SW8260B were recovered greater than the upper control limits in several samples. The data were not qualified because the samples did not contain reportable levels of the VOC analytes.

2.3.7 Matrix Spikes

Site specific MS/MSD samples were analyzed to assess accuracy and to identify possible matrix effects associated with the samples. Only the "parent" samples were qualified for MS issues, but data users should take into consideration low spike recoveries when evaluating other sample locations. The MS/MSD samples were analyzed as required and met all acceptance criteria with the following exceptions:

- Sodium was recovered less than the lower control limit in the MS associated with Method SW6010B for sample OT29-GW-2903-02092015, indicating a possible low sample bias. The result was qualified as estimated and flagged "J" in the parent sample. In addition, the sample concentrations for calcium, potassium and strontium were greater than four times the spike concentration, resulting in exceedances in the MS/MSD; however, the data were not qualified per UFP-QAPP guidelines.

- HMX was recovered greater than the upper control limits in the MS associated with Method SW8330B for sample OT29-GW-2903-02092015, indicating a possible high sample bias. The result was not qualified because the samples did not contain reportable levels of HMX.
- Total dissolved solids (TDS) was recovered greater than the upper control limit in the MS/MSD associated with Method SM2540C for sample OT29-GW-2903-02092015, indicating a possible high sample bias. The result was qualified as estimated and flagged "J" in the parent sample.

The MS/MSD results are presented in Table 7.

2.3.8 Post Digestion Spikes

Post digestion spike samples (PDS) were analyzed according to methods requiring their use and QC acceptance were met.

2.3.9 Sample Quantitation

The ion ratio for several analytes did not meet qualitative identification criteria in the samples associated with Method SW8290, indicating a possible interference. The data were reported as estimated maximum possible concentrations (EMPC) and flagged "J" in the samples.

2.4 Precision Evaluation

Precision measures the reproducibility of measurements under a given set of conditions and is expressed as relative percent difference (RPD):

$$RPD = \left(\frac{|A-B|}{[A+B]/2} \right) \times 100$$

Where,

A = the concentration of "parent" sample, and
B = the concentration of the "duplicate/replicate" sample.

Precision was evaluated for this project using FD, LCSD, MSD, serial dilutions and confirmation sample RPDs.

2.4.1 Field Duplicates

One FD sample was collected and analyzed as required and all precision criteria were met with the following exception:

- The RPD for chloride exceeded criteria in FD pair OT29-GW-2904-01092015/ OT29-FD-2904-01092015. The data were qualified as estimated and flagged "J" in the FD pair.

2.4.2 Laboratory Control Sample Duplicates

The LCSD samples were analyzed and all precision criteria were met.

2.4.3 Matrix Spike Duplicate Samples

MSD samples were analyzed as required and all precision criteria were met.

2.4.4 Serial Dilutions

Serial dilutions were analyzed according to methods requiring their use and all precision criteria were met.

2.4.5 Confirmation

Confirmation samples were analyzed according to methods requiring their use and all precision criteria were met.

2.5 Comparability Evaluation

Comparability is expressed as the confidence level in which one data set may be compared to another data set. Standardized methodology was used in the collection, analysis, and reporting of the data. Therefore, the data from this sampling event should be comparable to data collected previously at the site.

2.6 Overall Assessment

Review of laboratory control data and field QC indicators were used to assess the PARCCS of the soil samples collected by CH2M HILL at the Kirtland AFB Open Detonation Unit. The assessment concluded that the PARCCS of the data are generally acceptable. Evaluation of the data was modeled after the *Uniform Federal Policy-Quality Assurance Project Plan (UFP-QAPP) to Support Closure of the Open Burn and Open Detonation Units at Kirtland AFB* (USAF, 2012), the *Closure Plan for the Open Detonation Unit* (USAF, 2015), and individual method requirements.

Precision of the data was verified through the review of the field and laboratory data quality indicators that include FD, LCS/LCSD, MS/MSD, serial dilution and confirmation RPDs. Precision was generally acceptable with the exception of chloride which was qualified as estimated detected results in two samples due to FD RPD issues. Data users should consider the impact to any result that is qualified as estimated as it may contain a bias which could affect the decision making process.

Accuracy of the data was verified through the review of calibration data, LCS/LCSD samples, MS/MSD samples, PDS samples, internal standards, and surrogate spike data, as well as the evaluation of method, field and calibration blank data. Accuracy was generally acceptable with the exception of a few analytes which were qualified as estimated detected results in several samples due to MS/MSD issues. Several analytes associated with Method SW8290 were qualified as estimated due to ion ratio issues in the samples. Several analytes were qualified as not detected in the samples due to equipment and/or method blank contamination.

Representativeness of the data was verified through the sample's collection, storage, and preservation procedures and the verification of holding-time compliance. The laboratory did not note any issues related to storage of the samples. Several samples were received above temperature compliance for white phosphorus, resulting in the data being qualified as estimated non-detects. All data were reported from analyses within the method recommended holding time.

Comparability of the data was ensured through the use of standard analytical procedures and standard units for reporting. Results obtained are comparable to industry standards in that collection and analytical techniques followed approved, documented procedures.

Completeness is a measure of the number of valid measurements obtained in relation to the total number of measurements planned. Completeness is expressed as the percentage of valid or usable measurements, compared to planned measurements. Valid data are defined as all data that are not rejected for project use. The data are considered valid as qualified. The completeness goal of 95 percent was met for all method and analyte combinations

The results can be used for project decisions taking into consideration the validation flags applied to the data.

REFERENCES

AWWA, 2011. *Standard Methods for the Examination of Water and Wastewater, 22 Edition.* American Public Health Association, American Water Works Association, and Water Environment Federation. December.

EPA, 1993. *Determination of Ammonia Nitrogen by Semi-Automated Colorimetry.* U.S. Environmental Protection Agency.

EPA, 1996. *EPA Test Methods for Evaluating Solid Waste Physical/Chemical Methods (SW-846) 3rd ed. with updates.* U.S. Environmental Protection Agency.

USAF, 2012. *Uniform Federal Policy-Quality Assurance Project Plan (UFP-QAPP) to Support Closure of the Open Burn and Open Detonation Units at Kirtland AFB.* U. S. Air Force, Kirtland Air Force Base, New Mexico. April.

USAF, 2015. *Closure Plan for Open Detonation Unit.* U.S. Air Force, Kirtland Air Force Base, New Mexico. April.

ATTACHMENT
Data Validation Tables

THIS PAGE INTENTIONALLY LEFT BLANK

Table 1. Summary of Analytical Parameters for Groundwater Samples for the Open Detonation Unit, Kirtland Air Force Base, September 2015

Parameter	Method	Matrix	Laboratory
Metals	SW/6010B/SW6020/7470A (U.S. Environmental Protection Agency [EPA], 1996; 2007 update)	Water	TestAmerica (TAMC)
Perchlorate	SW6850 (EPA, 1996; 2007 update)	Water	TAMC
Volatile Organic Compounds	SW8260B (EPA, 1996)	Water	TAMC
Semivolatile Organic Compounds (including 1,4-dioxane)	SW8270C/SW8270 SIM (EPA, 1996)	Water	TAMC
Explosives	SW8330B (EPA, 1996; 2006 update)	Water	TAMC
Dioxins/Furans	SW8290 (EPA, 1996; 2007 update)	Water	TAMC
White Phosphorus	SW7580 (EPA, 1996)	Water	ALS
Anions	SW9056 (EPA, 1996)	Water	TAMC
Alkalinity	SM2320B (American Water Works Association [AWWA], 2011)	Water	TAMC
Ammonia	EPA350.1 (EPA, 1993)	Water	TAMC
Total Organic Carbon	SW9060 (EPA, 1996)	Water	TAMC
Sulfide	SW9034 (EPA, 1996)	Water	TAMC
Total Dissolved Solids	SM2540C (AWWA, 2011)	Water	TAMC

Table 2. Summary of Data Qualification for Groundwater Samples for the Open Detonation Unit, Kirtland Air Force Base, September 2015

Sample Identification	Method	Analyte	Units	Final Result	Validation Flag	Validation Reason
OT29-FD-2904-01092015	EPA 7580	White Phosphorus	µg/L	0.05	UJ	TEMP>6C
OT29-FD-2904-01092015	SW6020	Zinc	mg/L	0.0068	U	LB<LOQ
OT29-FD-2904-01092015	SW8290	1,2,3,4,6,7,8-HpCDD	pg/L	0.63	U	LB<LOQ, EB<LOQ
OT29-FD-2904-01092015	SW8290	1,2,3,4,6,7,8-HpCDF	pg/L	0.43	U	EB<LOQ
OT29-FD-2904-01092015	SW8290	OCDD	pg/L	2.2	U	LB<LOQ, EB<LOQ
OT29-FD-2904-01092015	SW8290	OCDF	pg/L	1.1	U	EB<LOQ
OT29-FD-2904-01092015	SW8290	Total HpCDD	pg/L	0.63	U	LB<LOQ, EB<LOQ
OT29-FD-2904-01092015	SW8290	Total HpCDF	pg/L	0.43	U	EB<LOQ
OT29-FD-2904-01092015	SW9056	Chloride	mg/L	10	J	FD>RPD
OT29-GW-2901-01092015	EPA 7580	White Phosphorus	µg/L	0.05	UJ	TEMP>6C
OT29-GW-2901-01092015	SW6020	Zinc	mg/L	0.016	U	LB<LOQ
OT29-GW-2901-01092015	SW8290	1,2,3,4,6,7,8-HpCDD	pg/L	1.5	U	LB<LOQ, EB<LOQ
OT29-GW-2901-01092015	SW8290	1,2,3,4,6,7,8-HpCDF	pg/L	1.1	U	EB<LOQ
OT29-GW-2901-01092015	SW8290	1,2,3,6,7,8-HxCDD	pg/L	0.95	J	EMPC
OT29-GW-2901-01092015	SW8290	2,3,4,7,8-PeCDF	pg/L	0.39	J	EMPC
OT29-GW-2901-01092015	SW8290	OCDD	pg/L	6.6	U	LB<LOQ, EB<LOQ
OT29-GW-2901-01092015	SW8290	OCDF	pg/L	3	U	EB<LOQ
OT29-GW-2901-01092015	SW8290	Total HpCDD	pg/L	2.8	U	LB<LOQ, EB<LOQ, EMPC (J)
OT29-GW-2901-01092015	SW8290	Total HpCDF	pg/L	1.7	U	EB<LOQ
OT29-GW-2901-01092015	SW8290	Total HxCDD	pg/L	1.8	J	EMPC
OT29-GW-2901-01092015	SW8290	Total PeCDF	pg/L	1	J	EMPC
OT29-GW-2902-01092015	EPA 7580	White Phosphorus	ug/L	0.05	UJ	TEMP>6C
OT29-GW-2902-01092015	SW6020	Zinc	mg/L	0.044	U	LB<LOQ
OT29-GW-2902-01092015	SW8290	1,2,3,4,6,7,8-HpCDD	pg/L	0.59	U	LB<LOQ, EB<LOQ, EMPC (J)
OT29-GW-2902-01092015	SW8290	1,2,3,4,6,7,8-HpCDF	pg/L	0.47	U	EB<LOQ, EMPC (J)
OT29-GW-2902-01092015	SW8290	OCDD	pg/L	2.8	U	LB<LOQ, EB<LOQ, EMPC (J)
OT29-GW-2902-01092015	SW8290	OCDF	pg/L	1	U	EB<LOQ
OT29-GW-2902-01092015	SW8290	Total HpCDD	pg/L	1.8	U	LB<LOQ, EB<LOQ, EMPC (J)
OT29-GW-2902-01092015	SW8290	Total HpCDF	pg/L	0.47	U	EB<LOQ, EMPC (J)
OT29-GW-2903-02092015	SM2540C	Total Dissolved Solids	mg/L	1100	J	MS>UCL, SD>UCL
OT29-GW-2903-02092015	SW6010B	Sodium	mg/L	170	J	MS<LCL
OT29-GW-2903-02092015	SW6020	Zinc	mg/L	0.011	U	LB<LOQ
OT29-GW-2903-02092015	SW8290	1,2,3,4,6,7,8-HpCDD	pg/L	0.74	U	LB<LOQ, EB<LOQ, EMPC (J)
OT29-GW-2903-02092015	SW8290	1,2,3,4,6,7,8-HpCDF	pg/L	0.49	U	EB<LOQ, EMPC (J)
OT29-GW-2903-02092015	SW8290	OCDD	pg/L	2.3	U	LB<LOQ, EB<LOQ
OT29-GW-2903-02092015	SW8290	Total HpCDD	pg/L	1.8	U	LB<LOQ, EB<LOQ, EMPC (J)
OT29-GW-2903-02092015	SW8290	Total HpCDF	pg/L	0.49	U	EB<LOQ, EMPC (J)
OT29-GW-2904-01092015	EPA 7580	White Phosphorus	µg/L	0.05	UJ	TEMP>6C
OT29-GW-2904-01092015	SW6020	Zinc	mg/L	0.0074	U	LB<LOQ
OT29-GW-2904-01092015	SW8290	OCDD	pg/L	3	U	LB<LOQ, EB<LOQ
OT29-GW-2904-01092015	SW8290	OCDF	pg/L	0.92	U	EB<LOQ
OT29-GW-2904-01092015	SW8290	Total HpCDD	pg/L	0.86	U	LB<LOQ, EB<LOQ, EMPC (J)
OT29-GW-2904-01092015	SW9056	Chloride	mg/L	200	J	FD>RPD

Table 2. Summary of Data Qualification for Groundwater Samples for the Open Detonation Unit, Kirtland Air Force Base, September 2015

Sample Identification	Method	Analyte	Units	Final Result	Validation Flag	Validation Reason

Validation Reasons

EB<LOQ	The analyte was detected in the equipment blank at a concentration less than the limit of quantitation
EMPC	Estimated maximum possible concentration
FD>RPD	The relative percent difference exceeded criteria in the FD pair
LB<LOQ	The analyte was detected in the method blank at a concentration less than the limit of quantitation
MS<LCL	The matrix spike was recovered less than the lower control limit
MS>UCL	The matrix spike was recovered greater than the upper control limit
SD>UCL	The matrix spike duplicate was recovered greater than the upper control limit
TEMP>6C	Samples were received above temperature compliance

Validation Flags

J	The analyte was positively identified; the associated numerical value is the approximate concentration of the analyte in the sample
U	The analyte was qualified as not detected due to contamination in the method and/or equipment blank.
UJ	The analyte was not detected above the reported sample quantitation limit. However, the reported quantitation limit is approximate and may or may not represent the actual limit of quantitation necessary to accurately and precisely measure the analyte in the sample.

Notes

EB	Equipment blank
EMPC	Estimated maximum possible concentration
FD	Field Duplicate
GW	Groundwater
LB	Method blank
LOQ	Limit of quantitation
mg/L	milligram per liter
MS	Matrix spike
pg/L	picogram per liter
RPD	Relative percent difference
SD	Matrix spike duplicate
TEMP	Temperature
UCL	Upper control limit
µg/L	microgram per liter

Table 3. Summary of Analytical Results for Groundwater Samples for the Open Detonation Unit, Kirtland Air Force Base, September 2015

Method	Sample ID	Matrix	QA/QC Type	Analyte	Result*	DL	LOD	LOQ	Units
A2320									
	OT29-FD-2904-01092015	WATER	FD	Alkalinity	810	5	5	5	MG/L
	OT29-FD-2904-01092015	WATER	FD	Bicarbonate Alkalinity as CaCO3	810	5	5	5	MG/L
	OT29-FD-2904-01092015	WATER	FD	Carbonate Alkalinity as CaCO3	5 U	5	5	5	MG/L
	OT29-FD-2904-01092015	WATER	FD	Hydroxide Alkalinity	5 U	5	5	5	MG/L
	OT29-GW-2901-01092015	WATER	N	Alkalinity	720	5	5	5	MG/L
	OT29-GW-2901-01092015	WATER	N	Bicarbonate Alkalinity as CaCO3	720	5	5	5	MG/L
	OT29-GW-2901-01092015	WATER	N	Carbonate Alkalinity as CaCO3	5 U	5	5	5	MG/L
	OT29-GW-2901-01092015	WATER	N	Hydroxide Alkalinity	5 U	5	5	5	MG/L
	OT29-GW-2902-01092015	WATER	N	Alkalinity	720	5	5	5	MG/L
	OT29-GW-2902-01092015	WATER	N	Bicarbonate Alkalinity as CaCO3	720	5	5	5	MG/L
	OT29-GW-2902-01092015	WATER	N	Carbonate Alkalinity as CaCO3	5 U	5	5	5	MG/L
	OT29-GW-2902-01092015	WATER	N	Hydroxide Alkalinity	5 U	5	5	5	MG/L
	OT29-GW-2903-02092015	WATER	N	Alkalinity	650	5	5	5	MG/L
	OT29-GW-2903-02092015	WATER	N	Bicarbonate Alkalinity as CaCO3	650	5	5	5	MG/L
	OT29-GW-2903-02092015	WATER	N	Carbonate Alkalinity as CaCO3	5 U	5	5	5	MG/L
	OT29-GW-2903-02092015	WATER	N	Hydroxide Alkalinity	5 U	5	5	5	MG/L
	OT29-GW-2904-01092015	WATER	N	Alkalinity	820	5	5	5	MG/L
	OT29-GW-2904-01092015	WATER	N	Bicarbonate Alkalinity as CaCO3	820	5	5	5	MG/L
	OT29-GW-2904-01092015	WATER	N	Carbonate Alkalinity as CaCO3	5 U	5	5	5	MG/L
	OT29-GW-2904-01092015	WATER	N	Hydroxide Alkalinity	5 U	5	5	5	MG/L
E350.1									
	OT29-FD-2904-01092015	WATER	FD	Ammonia as N	0.05 U	0.022	0.05	0.1	MG/L
	OT29-GW-2901-01092015	WATER	N	Ammonia as N	0.05 U	0.022	0.05	0.1	MG/L
	OT29-GW-2902-01092015	WATER	N	Ammonia as N	0.05 U	0.022	0.05	0.1	MG/L

Table 3. Summary of Analytical Results for Groundwater Samples for the Open Detonation Unit, Kirtland Air Force Base, September 2015

Method	Sample ID	Matrix	QA/QC Type	Analyte	Result*	DL	LOD	LOQ	Units
E350.1									
	OT29-GW-2903-02092015	WATER	N	Ammonia as N	0.05 U	0.022	0.05	0.1	MG/L
	OT29-GW-2904-01092015	WATER	N	Ammonia as N	0.05 U	0.022	0.05	0.1	MG/L
EPA 7580									
	OT29-FD-2904-01092015	WATER	FD	White Phosphorus	0.05 UJ	0.016	0.05	0.1	UG/L
	OT29-GW-2901-01092015	WATER	N	White Phosphorus	0.05 UJ	0.016	0.05	0.1	UG/L
	OT29-GW-2902-01092015	WATER	N	White Phosphorus	0.05 UJ	0.016	0.05	0.1	UG/L
	OT29-GW-2903-02092015	WATER	N	White Phosphorus	0.05 U	0.016	0.05	0.1	UG/L
	OT29-GW-2904-01092015	WATER	N	White Phosphorus	0.05 UJ	0.016	0.05	0.1	UG/L
SM2540C									
	OT29-FD-2904-01092015	WATER	FD	Total Dissolved Solids	1300	5.4	10	10	MG/L
	OT29-GW-2901-01092015	WATER	N	Total Dissolved Solids	1300	5.4	10	10	MG/L
	OT29-GW-2902-01092015	WATER	N	Total Dissolved Solids	1300	5.4	10	10	MG/L
	OT29-GW-2903-02092015	WATER	N	Total Dissolved Solids	1100 J	5.4	10	10	MG/L
	OT29-GW-2904-01092015	WATER	N	Total Dissolved Solids	1300	5.4	10	10	MG/L
SW6010B									
	OT29-FD-2904-01092015	WATER	FD	Boron	0.32	0.021	0.05	0.1	MG/L
	OT29-FD-2904-01092015	WATER	FD	Calcium	280	0.1	0.25	0.5	MG/L
	OT29-FD-2904-01092015	WATER	FD	Magnesium	63	0.04	0.1	0.5	MG/L
	OT29-FD-2904-01092015	WATER	FD	Sodium	120	0.25	0.5	1	MG/L
	OT29-GW-2901-01092015	WATER	N	Boron	0.44	0.021	0.05	0.1	MG/L
	OT29-GW-2901-01092015	WATER	N	Calcium	230	0.1	0.25	0.5	MG/L
	OT29-GW-2901-01092015	WATER	N	Magnesium	42	0.04	0.1	0.5	MG/L
	OT29-GW-2901-01092015	WATER	N	Sodium	160	0.25	0.5	1	MG/L
	OT29-GW-2902-01092015	WATER	N	Boron	0.35	0.021	0.05	0.1	MG/L

Table 3. Summary of Analytical Results for Groundwater Samples for the Open Detonation Unit, Kirtland Air Force Base, September 2015

Method	Sample ID	Matrix	QA/QC Type	Analyte	Result*	DL	LOD	LOQ	Units
SW6010B									
	OT29-GW-2902-01092015	WATER	N	Calcium	240	0.1	0.25	0.5	MG/L
	OT29-GW-2902-01092015	WATER	N	Magnesium	53	0.04	0.1	0.5	MG/L
	OT29-GW-2902-01092015	WATER	N	Sodium	140	0.25	0.5	1	MG/L
	OT29-GW-2903-02092015	WATER	N	Boron	0.43	0.021	0.05	0.1	MG/L
	OT29-GW-2903-02092015	WATER	N	Calcium	210 J	0.1	0.25	0.5	MG/L
	OT29-GW-2903-02092015	WATER	N	Magnesium	39	0.04	0.1	0.5	MG/L
	OT29-GW-2903-02092015	WATER	N	Sodium	170 J	0.25	0.5	1	MG/L
	OT29-GW-2904-01092015	WATER	N	Boron	0.31	0.021	0.05	0.1	MG/L
	OT29-GW-2904-01092015	WATER	N	Calcium	270	0.1	0.25	0.5	MG/L
	OT29-GW-2904-01092015	WATER	N	Magnesium	60	0.04	0.1	0.5	MG/L
	OT29-GW-2904-01092015	WATER	N	Sodium	120	0.25	0.5	1	MG/L
SW6020									
	OT29-FD-2904-01092015	WATER	FD	Antimony	0.004 U	0.002	0.004	0.006	MG/L
	OT29-FD-2904-01092015	WATER	FD	Arsenic	0.003 U	0.001	0.003	0.005	MG/L
	OT29-FD-2904-01092015	WATER	FD	Barium	0.014	0.0005	0.002	0.003	MG/L
	OT29-FD-2904-01092015	WATER	FD	Beryllium	0.0008 J	0.0002	0.0005	0.001	MG/L
	OT29-FD-2904-01092015	WATER	FD	Cadmium	0.001 U	0.0005	0.001	0.0015	MG/L
	OT29-FD-2904-01092015	WATER	FD	Chromium	0.0045 U	0.0015	0.0045	0.005	MG/L
	OT29-FD-2904-01092015	WATER	FD	Cobalt	0.002 U	0.001	0.002	0.003	MG/L
	OT29-FD-2904-01092015	WATER	FD	Copper	0.003 U	0.001	0.003	0.005	MG/L
	OT29-FD-2904-01092015	WATER	FD	Iron	0.15	0.025	0.05	0.1	MG/L
	OT29-FD-2904-01092015	WATER	FD	Lead	0.0012 U	0.0006	0.0012	0.002	MG/L
	OT29-FD-2904-01092015	WATER	FD	Lithium	0.28	0.006	0.015	0.015	MG/L
	OT29-FD-2904-01092015	WATER	FD	Manganese	0.11	0.002	0.005	0.008	MG/L

Table 3. Summary of Analytical Results for Groundwater Samples for the Open Detonation Unit, Kirtland Air Force Base, September 2015

Method	Sample ID	Matrix	QA/QC Type	Analyte	Result*	DL	LOD	LOQ	Units
SW6020									
	OT29-FD-2904-01092015	WATER	FD	Molybdenum	0.0028 J	0.001	0.002	0.003	MG/L
	OT29-FD-2904-01092015	WATER	FD	Nickel	0.0014 J	0.001	0.002	0.003	MG/L
	OT29-FD-2904-01092015	WATER	FD	Potassium	8	0.025	0.1	0.12	MG/L
	OT29-FD-2904-01092015	WATER	FD	Selenium	0.0017 J	0.001	0.002	0.003	MG/L
	OT29-FD-2904-01092015	WATER	FD	Silver	0.0006 U	0.0003	0.0006	0.001	MG/L
	OT29-FD-2904-01092015	WATER	FD	Strontium	2	0.002	0.004	0.005	MG/L
	OT29-FD-2904-01092015	WATER	FD	Thallium	0.001 U	0.0005	0.001	0.0015	MG/L
	OT29-FD-2904-01092015	WATER	FD	Tin	0.03 U	0.012	0.03	0.05	MG/L
	OT29-FD-2904-01092015	WATER	FD	Vanadium	0.012 U	0.006	0.012	0.02	MG/L
	OT29-FD-2904-01092015	WATER	FD	Zinc	0.0068 U	0.004	0.012	0.02	MG/L
	OT29-GW-2901-01092015	WATER	N	Antimony	0.004 U	0.002	0.004	0.006	MG/L
	OT29-GW-2901-01092015	WATER	N	Arsenic	0.0074	0.001	0.003	0.005	MG/L
	OT29-GW-2901-01092015	WATER	N	Barium	0.068	0.0005	0.002	0.003	MG/L
	OT29-GW-2901-01092015	WATER	N	Beryllium	0.0013	0.0002	0.0005	0.001	MG/L
	OT29-GW-2901-01092015	WATER	N	Cadmium	0.001 U	0.0005	0.001	0.0015	MG/L
	OT29-GW-2901-01092015	WATER	N	Chromium	0.0015 J	0.0015	0.0045	0.005	MG/L
	OT29-GW-2901-01092015	WATER	N	Cobalt	0.002 U	0.001	0.002	0.003	MG/L
	OT29-GW-2901-01092015	WATER	N	Copper	0.003 U	0.001	0.003	0.005	MG/L
	OT29-GW-2901-01092015	WATER	N	Iron	1.1	0.025	0.05	0.1	MG/L
	OT29-GW-2901-01092015	WATER	N	Lead	0.0012 U	0.0006	0.0012	0.002	MG/L
	OT29-GW-2901-01092015	WATER	N	Lithium	0.84	0.006	0.015	0.015	MG/L
	OT29-GW-2901-01092015	WATER	N	Manganese	0.06	0.002	0.005	0.008	MG/L
	OT29-GW-2901-01092015	WATER	N	Molybdenum	0.0014 J	0.001	0.002	0.003	MG/L

Table 3. Summary of Analytical Results for Groundwater Samples for the Open Detonation Unit, Kirtland Air Force Base, September 2015

Method	Sample ID	Matrix	QA/QC Type	Analyte	Result*	DL	LOD	LOQ	Units
SW6020									
	OT29-GW-2901-01092015	WATER	N	Nickel	0.0034	0.001	0.002	0.003	MG/L
	OT29-GW-2901-01092015	WATER	N	Potassium	10	0.025	0.1	0.12	MG/L
	OT29-GW-2901-01092015	WATER	N	Selenium	0.0014 J	0.001	0.002	0.003	MG/L
	OT29-GW-2901-01092015	WATER	N	Silver	0.0006 U	0.0003	0.0006	0.001	MG/L
	OT29-GW-2901-01092015	WATER	N	Strontium	1.6	0.002	0.004	0.005	MG/L
	OT29-GW-2901-01092015	WATER	N	Thallium	0.001 U	0.0005	0.001	0.0015	MG/L
	OT29-GW-2901-01092015	WATER	N	Tin	0.03 U	0.012	0.03	0.05	MG/L
	OT29-GW-2901-01092015	WATER	N	Vanadium	0.012 U	0.006	0.012	0.02	MG/L
	OT29-GW-2901-01092015	WATER	N	Zinc	0.016 U	0.004	0.012	0.02	MG/L
	OT29-GW-2902-01092015	WATER	N	Antimony	0.004 U	0.002	0.004	0.006	MG/L
	OT29-GW-2902-01092015	WATER	N	Arsenic	0.0045 J	0.001	0.003	0.005	MG/L
	OT29-GW-2902-01092015	WATER	N	Barium	0.11	0.0005	0.002	0.003	MG/L
	OT29-GW-2902-01092015	WATER	N	Beryllium	0.00081 J	0.0002	0.0005	0.001	MG/L
	OT29-GW-2902-01092015	WATER	N	Cadmium	0.001 U	0.0005	0.001	0.0015	MG/L
	OT29-GW-2902-01092015	WATER	N	Chromium	0.014	0.0015	0.0045	0.005	MG/L
	OT29-GW-2902-01092015	WATER	N	Cobalt	0.0023 J	0.001	0.002	0.003	MG/L
	OT29-GW-2902-01092015	WATER	N	Copper	0.0051	0.001	0.003	0.005	MG/L
	OT29-GW-2902-01092015	WATER	N	Iron	5.3	0.025	0.05	0.1	MG/L
	OT29-GW-2902-01092015	WATER	N	Lead	0.0079	0.0006	0.0012	0.002	MG/L
	OT29-GW-2902-01092015	WATER	N	Lithium	0.44	0.006	0.015	0.015	MG/L
	OT29-GW-2902-01092015	WATER	N	Manganese	0.34	0.002	0.005	0.008	MG/L
	OT29-GW-2902-01092015	WATER	N	Molybdenum	0.0059	0.001	0.002	0.003	MG/L
	OT29-GW-2902-01092015	WATER	N	Nickel	0.012	0.001	0.002	0.003	MG/L

Table 3. Summary of Analytical Results for Groundwater Samples for the Open Detonation Unit, Kirtland Air Force Base, September 2015

Method	Sample ID	Matrix	QA/QC Type	Analyte	Result*	DL	LOD	LOQ	Units
SW6020									
	OT29-GW-2902-01092015	WATER	N	Potassium	8.3	0.025	0.1	0.12	MG/L
	OT29-GW-2902-01092015	WATER	N	Selenium	0.0018 J	0.001	0.002	0.003	MG/L
	OT29-GW-2902-01092015	WATER	N	Silver	0.0006 U	0.0003	0.0006	0.001	MG/L
	OT29-GW-2902-01092015	WATER	N	Strontium	1.9	0.002	0.004	0.005	MG/L
	OT29-GW-2902-01092015	WATER	N	Thallium	0.001 U	0.0005	0.001	0.0015	MG/L
	OT29-GW-2902-01092015	WATER	N	Tin	0.03 U	0.012	0.03	0.05	MG/L
	OT29-GW-2902-01092015	WATER	N	Vanadium	0.008 J	0.006	0.012	0.02	MG/L
	OT29-GW-2902-01092015	WATER	N	Zinc	0.044 U	0.004	0.012	0.02	MG/L
	OT29-GW-2903-02092015	WATER	N	Antimony	0.004 U	0.002	0.004	0.006	MG/L
	OT29-GW-2903-02092015	WATER	N	Arsenic	0.002 J	0.001	0.003	0.005	MG/L
	OT29-GW-2903-02092015	WATER	N	Barium	0.077	0.0005	0.002	0.003	MG/L
	OT29-GW-2903-02092015	WATER	N	Beryllium	0.00098 J	0.0002	0.0005	0.001	MG/L
	OT29-GW-2903-02092015	WATER	N	Cadmium	0.001 U	0.0005	0.001	0.0015	MG/L
	OT29-GW-2903-02092015	WATER	N	Chromium	0.0045 U	0.0015	0.0045	0.005	MG/L
	OT29-GW-2903-02092015	WATER	N	Cobalt	0.002 U	0.001	0.002	0.003	MG/L
	OT29-GW-2903-02092015	WATER	N	Copper	0.003 U	0.001	0.003	0.005	MG/L
	OT29-GW-2903-02092015	WATER	N	Iron	0.035 J	0.025	0.05	0.1	MG/L
	OT29-GW-2903-02092015	WATER	N	Lead	0.0012 U	0.0006	0.0012	0.002	MG/L
	OT29-GW-2903-02092015	WATER	N	Lithium	0.7	0.006	0.015	0.015	MG/L
	OT29-GW-2903-02092015	WATER	N	Manganese	0.0078 J	0.002	0.005	0.008	MG/L
	OT29-GW-2903-02092015	WATER	N	Molybdenum	0.002 U	0.001	0.002	0.003	MG/L
	OT29-GW-2903-02092015	WATER	N	Nickel	0.0017 J	0.001	0.002	0.003	MG/L
	OT29-GW-2903-02092015	WATER	N	Potassium	14 J	0.025	0.1	0.12	MG/L

Table 3. Summary of Analytical Results for Groundwater Samples for the Open Detonation Unit, Kirtland Air Force Base, September 2015

Method	Sample ID	Matrix	QA/QC Type	Analyte	Result*	DL	LOD	LOQ	Units
SW6020									
	OT29-GW-2903-02092015	WATER	N	Selenium	0.0012 J	0.001	0.002	0.003	MG/L
	OT29-GW-2903-02092015	WATER	N	Silver	0.0006 U	0.0003	0.0006	0.001	MG/L
	OT29-GW-2903-02092015	WATER	N	Strontium	1.1 J	0.002	0.004	0.005	MG/L
	OT29-GW-2903-02092015	WATER	N	Thallium	0.001 U	0.0005	0.001	0.0015	MG/L
	OT29-GW-2903-02092015	WATER	N	Tin	0.03 U	0.012	0.03	0.05	MG/L
	OT29-GW-2903-02092015	WATER	N	Vanadium	0.012 U	0.006	0.012	0.02	MG/L
	OT29-GW-2903-02092015	WATER	N	Zinc	0.011 U	0.004	0.012	0.02	MG/L
	OT29-GW-2904-01092015	WATER	N	Antimony	0.004 U	0.002	0.004	0.006	MG/L
	OT29-GW-2904-01092015	WATER	N	Arsenic	0.003 U	0.001	0.003	0.005	MG/L
	OT29-GW-2904-01092015	WATER	N	Barium	0.015	0.0005	0.002	0.003	MG/L
	OT29-GW-2904-01092015	WATER	N	Beryllium	0.00087 J	0.0002	0.0005	0.001	MG/L
	OT29-GW-2904-01092015	WATER	N	Cadmium	0.001 U	0.0005	0.001	0.0015	MG/L
	OT29-GW-2904-01092015	WATER	N	Chromium	0.0045 U	0.0015	0.0045	0.005	MG/L
	OT29-GW-2904-01092015	WATER	N	Cobalt	0.002 U	0.001	0.002	0.003	MG/L
	OT29-GW-2904-01092015	WATER	N	Copper	0.003 U	0.001	0.003	0.005	MG/L
	OT29-GW-2904-01092015	WATER	N	Iron	0.12	0.025	0.05	0.1	MG/L
	OT29-GW-2904-01092015	WATER	N	Lead	0.0012 U	0.0006	0.0012	0.002	MG/L
	OT29-GW-2904-01092015	WATER	N	Lithium	0.28	0.006	0.015	0.015	MG/L
	OT29-GW-2904-01092015	WATER	N	Manganese	0.11	0.002	0.005	0.008	MG/L
	OT29-GW-2904-01092015	WATER	N	Molybdenum	0.0027 J	0.001	0.002	0.003	MG/L
	OT29-GW-2904-01092015	WATER	N	Nickel	0.0013 J	0.001	0.002	0.003	MG/L
	OT29-GW-2904-01092015	WATER	N	Potassium	7.9	0.025	0.1	0.12	MG/L
	OT29-GW-2904-01092015	WATER	N	Selenium	0.0017 J	0.001	0.002	0.003	MG/L

Table 3. Summary of Analytical Results for Groundwater Samples for the Open Detonation Unit, Kirtland Air Force Base, September 2015

Method	Sample ID	Matrix	QA/QC Type	Analyte	Result*	DL	LOD	LOQ	Units
SW6020									
	OT29-GW-2904-01092015	WATER	N	Silver	0.0006 U	0.0003	0.0006	0.001	MG/L
	OT29-GW-2904-01092015	WATER	N	Strontium	1.9	0.002	0.004	0.005	MG/L
	OT29-GW-2904-01092015	WATER	N	Thallium	0.001 U	0.0005	0.001	0.0015	MG/L
	OT29-GW-2904-01092015	WATER	N	Tin	0.03 U	0.012	0.03	0.05	MG/L
	OT29-GW-2904-01092015	WATER	N	Vanadium	0.012 U	0.006	0.012	0.02	MG/L
	OT29-GW-2904-01092015	WATER	N	Zinc	0.0074 U	0.004	0.012	0.02	MG/L
SW6850									
	OT29-FD-2904-01092015	WATER	FD	Perchlorate	0.54	0.082	0.25	0.5	UG/L
	OT29-GW-2901-01092015	WATER	N	Perchlorate	0.38 J	0.082	0.25	0.5	UG/L
	OT29-GW-2902-01092015	WATER	N	Perchlorate	2.5	0.082	0.25	0.5	UG/L
	OT29-GW-2903-02092015	WATER	N	Perchlorate	4.1	0.082	0.25	0.5	UG/L
	OT29-GW-2904-01092015	WATER	N	Perchlorate	0.54	0.082	0.25	0.5	UG/L
SW7470A									
	OT29-FD-2904-01092015	WATER	FD	Mercury	0.0001 U	0.0001	0.0001	0.0002	MG/L
	OT29-GW-2901-01092015	WATER	N	Mercury	0.0001 U	0.0001	0.0001	0.0002	MG/L
	OT29-GW-2902-01092015	WATER	N	Mercury	0.0001 U	0.0001	0.0001	0.0002	MG/L
	OT29-GW-2903-02092015	WATER	N	Mercury	0.0001 U	0.0001	0.0001	0.0002	MG/L
	OT29-GW-2904-01092015	WATER	N	Mercury	0.0001 U	0.0001	0.0001	0.0002	MG/L
SW8011									
	OT29-FD-2904-01092015	WATER	FD	1,2,3-Trichloropropane	0.09 U	0.09	0.09	0.2	UG/L
	OT29-FD-2904-01092015	WATER	FD	1,2-Dibromo-3-Chloropropane	0.005 U	0.005	0.005	0.02	UG/L
	OT29-FD-2904-01092015	WATER	FD	1,2-Dibromoethane (EDB)	0.005 U	0.0022	0.005	0.02	UG/L
	OT29-GW-2901-01092015	WATER	N	1,2,3-Trichloropropane	0.088 U	0.088	0.088	0.2	UG/L
	OT29-GW-2901-01092015	WATER	N	1,2-Dibromo-3-Chloropropane	0.0049 U	0.0049	0.0049	0.02	UG/L

Table 3. Summary of Analytical Results for Groundwater Samples for the Open Detonation Unit, Kirtland Air Force Base, September 2015

Method	Sample ID	Matrix	QA/QC Type	Analyte	Result*	DL	LOD	LOQ	Units
SW8011									
	OT29-GW-2901-01092015	WATER	N	1,2-Dibromoethane (EDB)	0.052	0.0022	0.0049	0.02	UG/L
	OT29-GW-2902-01092015	WATER	N	1,2,3-Trichloropropane	0.092 U	0.092	0.092	0.2	UG/L
	OT29-GW-2902-01092015	WATER	N	1,2-Dibromo-3-Chloropropane	0.0051 U	0.0051	0.0051	0.02	UG/L
	OT29-GW-2902-01092015	WATER	N	1,2-Dibromoethane (EDB)	0.019 J	0.0023	0.0051	0.02	UG/L
	OT29-GW-2903-02092015	WATER	N	1,2,3-Trichloropropane	0.087 U	0.087	0.087	0.19	UG/L
	OT29-GW-2903-02092015	WATER	N	1,2-Dibromo-3-Chloropropane	0.0048 U	0.0048	0.0048	0.019	UG/L
	OT29-GW-2903-02092015	WATER	N	1,2-Dibromoethane (EDB)	0.0048 U	0.0021	0.0048	0.019	UG/L
	OT29-GW-2904-01092015	WATER	N	1,2,3-Trichloropropane	0.088 U	0.088	0.088	0.2	UG/L
	OT29-GW-2904-01092015	WATER	N	1,2-Dibromo-3-Chloropropane	0.0049 U	0.0049	0.0049	0.02	UG/L
	OT29-GW-2904-01092015	WATER	N	1,2-Dibromoethane (EDB)	0.0049 U	0.0022	0.0049	0.02	UG/L
SW8260B									
	OT29-FD-2904-01092015	WATER	FD	1,1,1-Trichloroethane	0.4 U	0.19	0.4	1	UG/L
	OT29-FD-2904-01092015	WATER	FD	1,1,2,2-Tetrachloroethane	0.4 U	0.15	0.4	1	UG/L
	OT29-FD-2904-01092015	WATER	FD	1,1,2-Trichloro-1,2,2-trifluoroethane	1 U	0.25	1	2	UG/L
	OT29-FD-2904-01092015	WATER	FD	1,1,2-Trichloroethane	0.8 U	0.31	0.8	1	UG/L
	OT29-FD-2904-01092015	WATER	FD	1,1-Dichloroethane	0.4 U	0.15	0.4	1	UG/L
	OT29-FD-2904-01092015	WATER	FD	1,1-Dichloroethene	0.4 U	0.14	0.4	1	UG/L
	OT29-FD-2904-01092015	WATER	FD	1,2,3-Trichlorobenzene	0.4 U	0.14	0.4	1	UG/L
	OT29-FD-2904-01092015	WATER	FD	1,2,4-Trichlorobenzene	0.4 U	0.1	0.4	1	UG/L
	OT29-FD-2904-01092015	WATER	FD	1,2,4-Trimethylbenzene	0.4 U	0.12	0.4	1	UG/L
	OT29-FD-2904-01092015	WATER	FD	1,2-Dichlorobenzene	0.4 U	0.14	0.4	1	UG/L
	OT29-FD-2904-01092015	WATER	FD	1,2-Dichloroethane	0.5 U	0.22	0.5	1	UG/L
	OT29-FD-2904-01092015	WATER	FD	1,2-Dichloropropane	0.4 U	0.15	0.4	1	UG/L
	OT29-FD-2904-01092015	WATER	FD	1,3,5-Trimethylbenzene	0.4 U	0.14	0.4	1	UG/L

Table 3. Summary of Analytical Results for Groundwater Samples for the Open Detonation Unit, Kirtland Air Force Base, September 2015

Method	Sample ID	Matrix	QA/QC Type	Analyte	Result*	DL	LOD	LOQ	Units
SW8260B									
	OT29-FD-2904-01092015	WATER	FD	1,3-Dichlorobenzene	0.4 U	0.11	0.4	1	UG/L
	OT29-FD-2904-01092015	WATER	FD	1,4-Dichlorobenzene	0.4 U	0.13	0.4	1	UG/L
	OT29-FD-2904-01092015	WATER	FD	2-Butanone (MEK)	0.8 U	0.35	0.8	2	UG/L
	OT29-FD-2904-01092015	WATER	FD	2-Hexanone	0.4 U	0.17	0.4	2	UG/L
	OT29-FD-2904-01092015	WATER	FD	4-Methyl-2-pentanone (MIBK)	0.4 U	0.18	0.4	2	UG/L
	OT29-FD-2904-01092015	WATER	FD	Acetone	5 U	2.1	5	10	UG/L
	OT29-FD-2904-01092015	WATER	FD	Benzene	0.4 U	0.13	0.4	1	UG/L
	OT29-FD-2904-01092015	WATER	FD	Bromochloromethane	0.4 U	0.14	0.4	1	UG/L
	OT29-FD-2904-01092015	WATER	FD	Bromodichloromethane	0.4 U	0.14	0.4	1	UG/L
	OT29-FD-2904-01092015	WATER	FD	Bromoform	0.4 U	0.1	0.4	1	UG/L
	OT29-FD-2904-01092015	WATER	FD	Bromomethane	0.8 U	0.29	0.8	1	UG/L
	OT29-FD-2904-01092015	WATER	FD	Carbon disulfide	0.4 U	0.16	0.4	2	UG/L
	OT29-FD-2904-01092015	WATER	FD	Carbon tetrachloride	0.4 U	0.15	0.4	1	UG/L
	OT29-FD-2904-01092015	WATER	FD	Chlorobenzene	0.4 U	0.12	0.4	1	UG/L
	OT29-FD-2904-01092015	WATER	FD	Chloroethane	0.8 U	0.34	0.8	1	UG/L
	OT29-FD-2904-01092015	WATER	FD	Chloroform	0.4 U	0.12	0.4	1	UG/L
	OT29-FD-2904-01092015	WATER	FD	Chloromethane	0.8 U	0.25	0.8	1	UG/L
	OT29-FD-2904-01092015	WATER	FD	cis-1,2-Dichloroethene	0.4 U	0.1	0.4	1	UG/L
	OT29-FD-2904-01092015	WATER	FD	cis-1,3-Dichloropropene	0.8 U	0.22	0.8	1	UG/L
	OT29-FD-2904-01092015	WATER	FD	Cyclohexane TIC	1 U	1	1	10	UG/L
	OT29-FD-2904-01092015	WATER	FD	Dibromochloromethane	0.4 U	0.13	0.4	1	UG/L
	OT29-FD-2904-01092015	WATER	FD	Dichlorodifluoromethane	0.4 U	0.16	0.4	1	UG/L
	OT29-FD-2904-01092015	WATER	FD	Ethylbenzene	0.4 U	0.15	0.4	1	UG/L

Table 3. Summary of Analytical Results for Groundwater Samples for the Open Detonation Unit, Kirtland Air Force Base, September 2015

Method	Sample ID	Matrix	QA/QC Type	Analyte	Result*	DL	LOD	LOQ	Units
SW8260B									
	OT29-FD-2904-01092015	WATER	FD	Isopropylbenzene	0.4 U	0.12	0.4	1	UG/L
	OT29-FD-2904-01092015	WATER	FD	Methyl Acetate TIC	1 U	1	1	10	UG/L
	OT29-FD-2904-01092015	WATER	FD	Methyl cyclohexane TIC	1 U	1	1	10	UG/L
	OT29-FD-2904-01092015	WATER	FD	Methyl tert-butyl ether	0.4 U	0.19	0.4	2	UG/L
	OT29-FD-2904-01092015	WATER	FD	Methylene Chloride	0.8 U	0.35	0.8	1	UG/L
	OT29-FD-2904-01092015	WATER	FD	m-Xylene & p-Xylene	0.4 U	0.18	0.4	1	UG/L
	OT29-FD-2904-01092015	WATER	FD	Naphthalene	0.4 U	0.15	0.4	1	UG/L
	OT29-FD-2904-01092015	WATER	FD	o-Xylene	0.4 U	0.1	0.4	1	UG/L
	OT29-FD-2904-01092015	WATER	FD	Styrene	0.4 U	0.15	0.4	1	UG/L
	OT29-FD-2904-01092015	WATER	FD	Tetrachloroethene	0.4 U	0.15	0.4	1	UG/L
	OT29-FD-2904-01092015	WATER	FD	Toluene	0.8 U	0.25	0.8	1	UG/L
	OT29-FD-2904-01092015	WATER	FD	trans-1,2-Dichloroethene	0.4 U	0.11	0.4	1	UG/L
	OT29-FD-2904-01092015	WATER	FD	trans-1,3-Dichloropropene	0.4 U	0.15	0.4	1	UG/L
	OT29-FD-2904-01092015	WATER	FD	Trichloroethene	0.4 U	0.13	0.4	1	UG/L
	OT29-FD-2904-01092015	WATER	FD	Trichlorofluoromethane	0.8 U	0.23	0.8	1	UG/L
	OT29-FD-2904-01092015	WATER	FD	Vinyl chloride	0.8 U	0.22	0.8	1	UG/L
	OT29-GW-2901-01092015	WATER	N	1,1,1-Trichloroethane	0.4 U	0.19	0.4	1	UG/L
	OT29-GW-2901-01092015	WATER	N	1,1,2,2-Tetrachloroethane	0.4 U	0.15	0.4	1	UG/L
	OT29-GW-2901-01092015	WATER	N	1,1,2-Trichloro-1,2,2-trifluoroethane	1 U	0.25	1	2	UG/L
	OT29-GW-2901-01092015	WATER	N	1,1,2-Trichloroethane	0.8 U	0.31	0.8	1	UG/L
	OT29-GW-2901-01092015	WATER	N	1,1-Dichloroethane	0.4 U	0.15	0.4	1	UG/L
	OT29-GW-2901-01092015	WATER	N	1,1-Dichloroethene	0.4 U	0.14	0.4	1	UG/L
	OT29-GW-2901-01092015	WATER	N	1,2,3-Trichlorobenzene	0.4 U	0.14	0.4	1	UG/L

Table 3. Summary of Analytical Results for Groundwater Samples for the Open Detonation Unit, Kirtland Air Force Base, September 2015

Method	Sample ID	Matrix	QA/QC Type	Analyte	Result*	DL	LOD	LOQ	Units
SW8260B									
	OT29-GW-2901-01092015	WATER	N	1,2,4-Trichlorobenzene	0.4 U	0.1	0.4	1	UG/L
	OT29-GW-2901-01092015	WATER	N	1,2,4-Trimethylbenzene	0.4 U	0.12	0.4	1	UG/L
	OT29-GW-2901-01092015	WATER	N	1,2-Dichlorobenzene	0.4 U	0.14	0.4	1	UG/L
	OT29-GW-2901-01092015	WATER	N	1,2-Dichloroethane	0.5 U	0.22	0.5	1	UG/L
	OT29-GW-2901-01092015	WATER	N	1,2-Dichloropropane	0.4 U	0.15	0.4	1	UG/L
	OT29-GW-2901-01092015	WATER	N	1,3,5-Trimethylbenzene	0.4 U	0.14	0.4	1	UG/L
	OT29-GW-2901-01092015	WATER	N	1,3-Dichlorobenzene	0.4 U	0.11	0.4	1	UG/L
	OT29-GW-2901-01092015	WATER	N	1,4-Dichlorobenzene	0.4 U	0.13	0.4	1	UG/L
	OT29-GW-2901-01092015	WATER	N	2-Butanone (MEK)	0.8 U	0.35	0.8	2	UG/L
	OT29-GW-2901-01092015	WATER	N	2-Hexanone	0.4 U	0.17	0.4	2	UG/L
	OT29-GW-2901-01092015	WATER	N	4-Methyl-2-pentanone (MIBK)	0.4 U	0.18	0.4	2	UG/L
	OT29-GW-2901-01092015	WATER	N	Acetone	5 U	2.1	5	10	UG/L
	OT29-GW-2901-01092015	WATER	N	Benzene	0.4 U	0.13	0.4	1	UG/L
	OT29-GW-2901-01092015	WATER	N	Bromochloromethane	0.4 U	0.14	0.4	1	UG/L
	OT29-GW-2901-01092015	WATER	N	Bromodichloromethane	0.4 U	0.14	0.4	1	UG/L
	OT29-GW-2901-01092015	WATER	N	Bromoform	0.4 U	0.1	0.4	1	UG/L
	OT29-GW-2901-01092015	WATER	N	Bromomethane	0.8 U	0.29	0.8	1	UG/L
	OT29-GW-2901-01092015	WATER	N	Carbon disulfide	0.4 U	0.16	0.4	2	UG/L
	OT29-GW-2901-01092015	WATER	N	Carbon tetrachloride	0.4 U	0.15	0.4	1	UG/L
	OT29-GW-2901-01092015	WATER	N	Chlorobenzene	0.4 U	0.12	0.4	1	UG/L
	OT29-GW-2901-01092015	WATER	N	Chloroethane	0.8 U	0.34	0.8	1	UG/L
	OT29-GW-2901-01092015	WATER	N	Chloroform	0.4 U	0.12	0.4	1	UG/L
	OT29-GW-2901-01092015	WATER	N	Chloromethane	0.8 U	0.25	0.8	1	UG/L

Table 3. Summary of Analytical Results for Groundwater Samples for the Open Detonation Unit, Kirtland Air Force Base, September 2015

Method	Sample ID	Matrix	QA/QC Type	Analyte	Result*	DL	LOD	LOQ	Units
SW8260B									
	OT29-GW-2901-01092015	WATER	N	cis-1,2-Dichloroethene	0.4 U	0.1	0.4	1	UG/L
	OT29-GW-2901-01092015	WATER	N	cis-1,3-Dichloropropene	0.8 U	0.22	0.8	1	UG/L
	OT29-GW-2901-01092015	WATER	N	Cyclohexane TIC	1 U	1	1	10	UG/L
	OT29-GW-2901-01092015	WATER	N	Dibromochloromethane	0.4 U	0.13	0.4	1	UG/L
	OT29-GW-2901-01092015	WATER	N	Dichlorodifluoromethane	0.4 U	0.16	0.4	1	UG/L
	OT29-GW-2901-01092015	WATER	N	Ethylbenzene	0.4 U	0.15	0.4	1	UG/L
	OT29-GW-2901-01092015	WATER	N	Isopropylbenzene	0.4 U	0.12	0.4	1	UG/L
	OT29-GW-2901-01092015	WATER	N	Methyl Acetate TIC	1 U	1	1	10	UG/L
	OT29-GW-2901-01092015	WATER	N	Methyl cyclohexane TIC	1 U	1	1	10	UG/L
	OT29-GW-2901-01092015	WATER	N	Methyl tert-butyl ether	0.4 U	0.19	0.4	2	UG/L
	OT29-GW-2901-01092015	WATER	N	Methylene Chloride	0.8 U	0.35	0.8	1	UG/L
	OT29-GW-2901-01092015	WATER	N	m-Xylene & p-Xylene	0.4 U	0.18	0.4	1	UG/L
	OT29-GW-2901-01092015	WATER	N	Naphthalene	0.4 U	0.15	0.4	1	UG/L
	OT29-GW-2901-01092015	WATER	N	o-Xylene	0.4 U	0.1	0.4	1	UG/L
	OT29-GW-2901-01092015	WATER	N	Styrene	0.4 U	0.15	0.4	1	UG/L
	OT29-GW-2901-01092015	WATER	N	Tetrachloroethene	0.4 U	0.15	0.4	1	UG/L
	OT29-GW-2901-01092015	WATER	N	Toluene	0.33 J	0.25	0.8	1	UG/L
	OT29-GW-2901-01092015	WATER	N	trans-1,2-Dichloroethene	0.4 U	0.11	0.4	1	UG/L
	OT29-GW-2901-01092015	WATER	N	trans-1,3-Dichloropropene	0.4 U	0.15	0.4	1	UG/L
	OT29-GW-2901-01092015	WATER	N	Trichloroethene	0.4 U	0.13	0.4	1	UG/L
	OT29-GW-2901-01092015	WATER	N	Trichlorofluoromethane	0.8 U	0.23	0.8	1	UG/L
	OT29-GW-2901-01092015	WATER	N	Vinyl chloride	0.8 U	0.22	0.8	1	UG/L
	OT29-GW-2902-01092015	WATER	N	1,1,1-Trichloroethane	0.4 U	0.19	0.4	1	UG/L

Table 3. Summary of Analytical Results for Groundwater Samples for the Open Detonation Unit, Kirtland Air Force Base, September 2015

Method	Sample ID	Matrix	QA/QC Type	Analyte	Result*	DL	LOD	LOQ	Units
SW8260B									
	OT29-GW-2902-01092015	WATER	N	1,1,2,2-Tetrachloroethane	0.4 U	0.15	0.4	1	UG/L
	OT29-GW-2902-01092015	WATER	N	1,1,2-Trichloro-1,2,2-trifluoroethane	1 U	0.25	1	2	UG/L
	OT29-GW-2902-01092015	WATER	N	1,1,2-Trichloroethane	0.8 U	0.31	0.8	1	UG/L
	OT29-GW-2902-01092015	WATER	N	1,1-Dichloroethane	0.4 U	0.15	0.4	1	UG/L
	OT29-GW-2902-01092015	WATER	N	1,1-Dichloroethene	0.4 U	0.14	0.4	1	UG/L
	OT29-GW-2902-01092015	WATER	N	1,2,3-Trichlorobenzene	0.4 U	0.14	0.4	1	UG/L
	OT29-GW-2902-01092015	WATER	N	1,2,4-Trichlorobenzene	0.4 U	0.1	0.4	1	UG/L
	OT29-GW-2902-01092015	WATER	N	1,2,4-Trimethylbenzene	0.4 U	0.12	0.4	1	UG/L
	OT29-GW-2902-01092015	WATER	N	1,2-Dichlorobenzene	0.4 U	0.14	0.4	1	UG/L
	OT29-GW-2902-01092015	WATER	N	1,2-Dichloroethane	0.5 U	0.22	0.5	1	UG/L
	OT29-GW-2902-01092015	WATER	N	1,2-Dichloropropane	0.4 U	0.15	0.4	1	UG/L
	OT29-GW-2902-01092015	WATER	N	1,3,5-Trimethylbenzene	0.4 U	0.14	0.4	1	UG/L
	OT29-GW-2902-01092015	WATER	N	1,3-Dichlorobenzene	0.4 U	0.11	0.4	1	UG/L
	OT29-GW-2902-01092015	WATER	N	1,4-Dichlorobenzene	0.4 U	0.13	0.4	1	UG/L
	OT29-GW-2902-01092015	WATER	N	2-Butanone (MEK)	0.8 U	0.35	0.8	2	UG/L
	OT29-GW-2902-01092015	WATER	N	2-Hexanone	0.4 U	0.17	0.4	2	UG/L
	OT29-GW-2902-01092015	WATER	N	4-Methyl-2-pentanone (MIBK)	0.4 U	0.18	0.4	2	UG/L
	OT29-GW-2902-01092015	WATER	N	Acetone	5 U	2.1	5	10	UG/L
	OT29-GW-2902-01092015	WATER	N	Benzene	0.4 U	0.13	0.4	1	UG/L
	OT29-GW-2902-01092015	WATER	N	Bromochloromethane	0.4 U	0.14	0.4	1	UG/L
	OT29-GW-2902-01092015	WATER	N	Bromodichloromethane	0.4 U	0.14	0.4	1	UG/L
	OT29-GW-2902-01092015	WATER	N	Bromoform	0.4 U	0.1	0.4	1	UG/L
	OT29-GW-2902-01092015	WATER	N	Bromomethane	0.8 U	0.29	0.8	1	UG/L

Table 3. Summary of Analytical Results for Groundwater Samples for the Open Detonation Unit, Kirtland Air Force Base, September 2015

Method	Sample ID	Matrix	QA/QC Type	Analyte	Result*	DL	LOD	LOQ	Units
SW8260B									
	OT29-GW-2902-01092015	WATER	N	Carbon disulfide	0.4 U	0.16	0.4	2	UG/L
	OT29-GW-2902-01092015	WATER	N	Carbon tetrachloride	0.4 U	0.15	0.4	1	UG/L
	OT29-GW-2902-01092015	WATER	N	Chlorobenzene	0.4 U	0.12	0.4	1	UG/L
	OT29-GW-2902-01092015	WATER	N	Chloroethane	0.8 U	0.34	0.8	1	UG/L
	OT29-GW-2902-01092015	WATER	N	Chloroform	0.4 U	0.12	0.4	1	UG/L
	OT29-GW-2902-01092015	WATER	N	Chloromethane	0.8 U	0.25	0.8	1	UG/L
	OT29-GW-2902-01092015	WATER	N	cis-1,2-Dichloroethene	0.4 U	0.1	0.4	1	UG/L
	OT29-GW-2902-01092015	WATER	N	cis-1,3-Dichloropropene	0.8 U	0.22	0.8	1	UG/L
	OT29-GW-2902-01092015	WATER	N	Cyclohexane TIC	1 U	1	1	10	UG/L
	OT29-GW-2902-01092015	WATER	N	Dibromochloromethane	0.4 U	0.13	0.4	1	UG/L
	OT29-GW-2902-01092015	WATER	N	Dichlorodifluoromethane	0.4 U	0.16	0.4	1	UG/L
	OT29-GW-2902-01092015	WATER	N	Ethylbenzene	0.4 U	0.15	0.4	1	UG/L
	OT29-GW-2902-01092015	WATER	N	Isopropylbenzene	0.4 U	0.12	0.4	1	UG/L
	OT29-GW-2902-01092015	WATER	N	Methyl Acetate TIC	1 U	1	1	10	UG/L
	OT29-GW-2902-01092015	WATER	N	Methyl cyclohexane TIC	1 U	1	1	10	UG/L
	OT29-GW-2902-01092015	WATER	N	Methyl tert-butyl ether	0.4 U	0.19	0.4	2	UG/L
	OT29-GW-2902-01092015	WATER	N	Methylene Chloride	0.8 U	0.35	0.8	1	UG/L
	OT29-GW-2902-01092015	WATER	N	m-Xylene & p-Xylene	0.4 U	0.18	0.4	1	UG/L
	OT29-GW-2902-01092015	WATER	N	Naphthalene	0.4 U	0.15	0.4	1	UG/L
	OT29-GW-2902-01092015	WATER	N	o-Xylene	0.4 U	0.1	0.4	1	UG/L
	OT29-GW-2902-01092015	WATER	N	Styrene	0.4 U	0.15	0.4	1	UG/L
	OT29-GW-2902-01092015	WATER	N	Tetrachloroethene	0.4 U	0.15	0.4	1	UG/L
	OT29-GW-2902-01092015	WATER	N	Toluene	0.8 U	0.25	0.8	1	UG/L

Table 3. Summary of Analytical Results for Groundwater Samples for the Open Detonation Unit, Kirtland Air Force Base, September 2015

Method	Sample ID	Matrix	QA/QC Type	Analyte	Result*	DL	LOD	LOQ	Units
SW8260B									
	OT29-GW-2902-01092015	WATER	N	trans-1,2-Dichloroethene	0.4 U	0.11	0.4	1	UG/L
	OT29-GW-2902-01092015	WATER	N	trans-1,3-Dichloropropene	0.4 U	0.15	0.4	1	UG/L
	OT29-GW-2902-01092015	WATER	N	Trichloroethene	0.4 U	0.13	0.4	1	UG/L
	OT29-GW-2902-01092015	WATER	N	Trichlorofluoromethane	0.8 U	0.23	0.8	1	UG/L
	OT29-GW-2902-01092015	WATER	N	Vinyl chloride	0.8 U	0.22	0.8	1	UG/L
	OT29-GW-2903-02092015	WATER	N	1,1,1-Trichloroethane	0.4 U	0.19	0.4	1	UG/L
	OT29-GW-2903-02092015	WATER	N	1,1,2,2-Tetrachloroethane	0.4 U	0.15	0.4	1	UG/L
	OT29-GW-2903-02092015	WATER	N	1,1,2-Trichloro-1,2,2-trifluoroethane	1 U	0.25	1	2	UG/L
	OT29-GW-2903-02092015	WATER	N	1,1,2-Trichloroethane	0.8 U	0.31	0.8	1	UG/L
	OT29-GW-2903-02092015	WATER	N	1,1-Dichloroethane	0.4 U	0.15	0.4	1	UG/L
	OT29-GW-2903-02092015	WATER	N	1,1-Dichloroethene	0.4 U	0.14	0.4	1	UG/L
	OT29-GW-2903-02092015	WATER	N	1,2,3-Trichlorobenzene	0.4 U	0.14	0.4	1	UG/L
	OT29-GW-2903-02092015	WATER	N	1,2,4-Trichlorobenzene	0.4 U	0.1	0.4	1	UG/L
	OT29-GW-2903-02092015	WATER	N	1,2,4-Trimethylbenzene	0.4 U	0.12	0.4	1	UG/L
	OT29-GW-2903-02092015	WATER	N	1,2-Dichlorobenzene	0.4 U	0.14	0.4	1	UG/L
	OT29-GW-2903-02092015	WATER	N	1,2-Dichloroethane	0.5 U	0.22	0.5	1	UG/L
	OT29-GW-2903-02092015	WATER	N	1,2-Dichloropropane	0.4 U	0.15	0.4	1	UG/L
	OT29-GW-2903-02092015	WATER	N	1,3,5-Trimethylbenzene	0.4 U	0.14	0.4	1	UG/L
	OT29-GW-2903-02092015	WATER	N	1,3-Dichlorobenzene	0.4 U	0.11	0.4	1	UG/L
	OT29-GW-2903-02092015	WATER	N	1,4-Dichlorobenzene	0.4 U	0.13	0.4	1	UG/L
	OT29-GW-2903-02092015	WATER	N	2-Butanone (MEK)	0.8 U	0.35	0.8	2	UG/L
	OT29-GW-2903-02092015	WATER	N	2-Hexanone	0.4 U	0.17	0.4	2	UG/L
	OT29-GW-2903-02092015	WATER	N	4-Methyl-2-pentanone (MIBK)	0.4 U	0.18	0.4	2	UG/L

Table 3. Summary of Analytical Results for Groundwater Samples for the Open Detonation Unit, Kirtland Air Force Base, September 2015

Method	Sample ID	Matrix	QA/QC Type	Analyte	Result*	DL	LOD	LOQ	Units
SW8260B									
	OT29-GW-2903-02092015	WATER	N	Acetone	5 U	2.1	5	10	UG/L
	OT29-GW-2903-02092015	WATER	N	Benzene	0.4 U	0.13	0.4	1	UG/L
	OT29-GW-2903-02092015	WATER	N	Bromochloromethane	0.4 U	0.14	0.4	1	UG/L
	OT29-GW-2903-02092015	WATER	N	Bromodichloromethane	0.4 U	0.14	0.4	1	UG/L
	OT29-GW-2903-02092015	WATER	N	Bromoform	0.4 U	0.1	0.4	1	UG/L
	OT29-GW-2903-02092015	WATER	N	Bromomethane	0.8 U	0.29	0.8	1	UG/L
	OT29-GW-2903-02092015	WATER	N	Carbon disulfide	0.4 U	0.16	0.4	2	UG/L
	OT29-GW-2903-02092015	WATER	N	Carbon tetrachloride	0.4 U	0.15	0.4	1	UG/L
	OT29-GW-2903-02092015	WATER	N	Chlorobenzene	0.4 U	0.12	0.4	1	UG/L
	OT29-GW-2903-02092015	WATER	N	Chloroethane	0.8 U	0.34	0.8	1	UG/L
	OT29-GW-2903-02092015	WATER	N	Chloroform	0.4 U	0.12	0.4	1	UG/L
	OT29-GW-2903-02092015	WATER	N	Chloromethane	0.8 U	0.25	0.8	1	UG/L
	OT29-GW-2903-02092015	WATER	N	cis-1,2-Dichloroethene	0.4 U	0.1	0.4	1	UG/L
	OT29-GW-2903-02092015	WATER	N	cis-1,3-Dichloropropene	0.8 U	0.22	0.8	1	UG/L
	OT29-GW-2903-02092015	WATER	N	Cyclohexane TIC	1 U	1	1	10	UG/L
	OT29-GW-2903-02092015	WATER	N	Dibromochloromethane	0.4 U	0.13	0.4	1	UG/L
	OT29-GW-2903-02092015	WATER	N	Dichlorodifluoromethane	0.4 U	0.16	0.4	1	UG/L
	OT29-GW-2903-02092015	WATER	N	Ethylbenzene	0.4 U	0.15	0.4	1	UG/L
	OT29-GW-2903-02092015	WATER	N	Isopropylbenzene	0.4 U	0.12	0.4	1	UG/L
	OT29-GW-2903-02092015	WATER	N	Methyl Acetate TIC	1 U	1	1	10	UG/L
	OT29-GW-2903-02092015	WATER	N	Methyl cyclohexane TIC	1 U	1	1	10	UG/L
	OT29-GW-2903-02092015	WATER	N	Methyl tert-butyl ether	0.4 U	0.19	0.4	2	UG/L
	OT29-GW-2903-02092015	WATER	N	Methylene Chloride	0.8 U	0.35	0.8	1	UG/L

Table 3. Summary of Analytical Results for Groundwater Samples for the Open Detonation Unit, Kirtland Air Force Base, September 2015

Method	Sample ID	Matrix	QA/QC Type	Analyte	Result*	DL	LOD	LOQ	Units
SW8260B									
	OT29-GW-2903-02092015	WATER	N	m-Xylene & p-Xylene	0.4 U	0.18	0.4	1	UG/L
	OT29-GW-2903-02092015	WATER	N	Naphthalene	0.4 U	0.15	0.4	1	UG/L
	OT29-GW-2903-02092015	WATER	N	o-Xylene	0.4 U	0.1	0.4	1	UG/L
	OT29-GW-2903-02092015	WATER	N	Styrene	0.4 U	0.15	0.4	1	UG/L
	OT29-GW-2903-02092015	WATER	N	Tetrachloroethene	0.4 U	0.15	0.4	1	UG/L
	OT29-GW-2903-02092015	WATER	N	Toluene	0.8 U	0.25	0.8	1	UG/L
	OT29-GW-2903-02092015	WATER	N	trans-1,2-Dichloroethene	0.4 U	0.11	0.4	1	UG/L
	OT29-GW-2903-02092015	WATER	N	trans-1,3-Dichloropropene	0.4 U	0.15	0.4	1	UG/L
	OT29-GW-2903-02092015	WATER	N	Trichloroethene	0.4 U	0.13	0.4	1	UG/L
	OT29-GW-2903-02092015	WATER	N	Trichlorofluoromethane	0.8 U	0.23	0.8	1	UG/L
	OT29-GW-2903-02092015	WATER	N	Vinyl chloride	0.8 U	0.22	0.8	1	UG/L
	OT29-GW-2904-01092015	WATER	N	1,1,1-Trichloroethane	0.4 U	0.19	0.4	1	UG/L
	OT29-GW-2904-01092015	WATER	N	1,1,2,2-Tetrachloroethane	0.4 U	0.15	0.4	1	UG/L
	OT29-GW-2904-01092015	WATER	N	1,1,2-Trichloro-1,2,2-trifluoroethane	1 U	0.25	1	2	UG/L
	OT29-GW-2904-01092015	WATER	N	1,1,2-Trichloroethane	0.8 U	0.31	0.8	1	UG/L
	OT29-GW-2904-01092015	WATER	N	1,1-Dichloroethane	0.4 U	0.15	0.4	1	UG/L
	OT29-GW-2904-01092015	WATER	N	1,1-Dichloroethene	0.4 U	0.14	0.4	1	UG/L
	OT29-GW-2904-01092015	WATER	N	1,2,3-Trichlorobenzene	0.4 U	0.14	0.4	1	UG/L
	OT29-GW-2904-01092015	WATER	N	1,2,4-Trichlorobenzene	0.4 U	0.1	0.4	1	UG/L
	OT29-GW-2904-01092015	WATER	N	1,2,4-Trimethylbenzene	0.4 U	0.12	0.4	1	UG/L
	OT29-GW-2904-01092015	WATER	N	1,2-Dichlorobenzene	0.4 U	0.14	0.4	1	UG/L
	OT29-GW-2904-01092015	WATER	N	1,2-Dichloroethane	0.5 U	0.22	0.5	1	UG/L
	OT29-GW-2904-01092015	WATER	N	1,2-Dichloropropane	0.4 U	0.15	0.4	1	UG/L

Table 3. Summary of Analytical Results for Groundwater Samples for the Open Detonation Unit, Kirtland Air Force Base, September 2015

Method	Sample ID	Matrix	QA/QC Type	Analyte	Result*	DL	LOD	LOQ	Units
SW8260B									
	OT29-GW-2904-01092015	WATER	N	1,3,5-Trimethylbenzene	0.4 U	0.14	0.4	1	UG/L
	OT29-GW-2904-01092015	WATER	N	1,3-Dichlorobenzene	0.4 U	0.11	0.4	1	UG/L
	OT29-GW-2904-01092015	WATER	N	1,4-Dichlorobenzene	0.4 U	0.13	0.4	1	UG/L
	OT29-GW-2904-01092015	WATER	N	2-Butanone (MEK)	0.8 U	0.35	0.8	2	UG/L
	OT29-GW-2904-01092015	WATER	N	2-Hexanone	0.4 U	0.17	0.4	2	UG/L
	OT29-GW-2904-01092015	WATER	N	4-Methyl-2-pentanone (MIBK)	0.4 U	0.18	0.4	2	UG/L
	OT29-GW-2904-01092015	WATER	N	Acetone	5 U	2.1	5	10	UG/L
	OT29-GW-2904-01092015	WATER	N	Benzene	0.4 U	0.13	0.4	1	UG/L
	OT29-GW-2904-01092015	WATER	N	Bromochloromethane	0.4 U	0.14	0.4	1	UG/L
	OT29-GW-2904-01092015	WATER	N	Bromodichloromethane	0.4 U	0.14	0.4	1	UG/L
	OT29-GW-2904-01092015	WATER	N	Bromoform	0.4 U	0.1	0.4	1	UG/L
	OT29-GW-2904-01092015	WATER	N	Bromomethane	0.8 U	0.29	0.8	1	UG/L
	OT29-GW-2904-01092015	WATER	N	Carbon disulfide	0.4 U	0.16	0.4	2	UG/L
	OT29-GW-2904-01092015	WATER	N	Carbon tetrachloride	0.4 U	0.15	0.4	1	UG/L
	OT29-GW-2904-01092015	WATER	N	Chlorobenzene	0.4 U	0.12	0.4	1	UG/L
	OT29-GW-2904-01092015	WATER	N	Chloroethane	0.8 U	0.34	0.8	1	UG/L
	OT29-GW-2904-01092015	WATER	N	Chloroform	0.4 U	0.12	0.4	1	UG/L
	OT29-GW-2904-01092015	WATER	N	Chloromethane	0.8 U	0.25	0.8	1	UG/L
	OT29-GW-2904-01092015	WATER	N	cis-1,2-Dichloroethene	0.4 U	0.1	0.4	1	UG/L
	OT29-GW-2904-01092015	WATER	N	cis-1,3-Dichloropropene	0.8 U	0.22	0.8	1	UG/L
	OT29-GW-2904-01092015	WATER	N	Cyclohexane TIC	1 U	1	1	10	UG/L
	OT29-GW-2904-01092015	WATER	N	Dibromochloromethane	0.4 U	0.13	0.4	1	UG/L
	OT29-GW-2904-01092015	WATER	N	Dichlorodifluoromethane	0.4 U	0.16	0.4	1	UG/L

Table 3. Summary of Analytical Results for Groundwater Samples for the Open Detonation Unit, Kirtland Air Force Base, September 2015

Method	Sample ID	Matrix	QA/QC Type	Analyte	Result*	DL	LOD	LOQ	Units
SW8260B									
	OT29-GW-2904-01092015	WATER	N	Ethylbenzene	0.4 U	0.15	0.4	1	UG/L
	OT29-GW-2904-01092015	WATER	N	Isopropylbenzene	0.4 U	0.12	0.4	1	UG/L
	OT29-GW-2904-01092015	WATER	N	Methyl Acetate TIC	1 U	1	1	10	UG/L
	OT29-GW-2904-01092015	WATER	N	Methyl cyclohexane TIC	1 U	1	1	10	UG/L
	OT29-GW-2904-01092015	WATER	N	Methyl tert-butyl ether	0.4 U	0.19	0.4	2	UG/L
	OT29-GW-2904-01092015	WATER	N	Methylene Chloride	0.8 U	0.35	0.8	1	UG/L
	OT29-GW-2904-01092015	WATER	N	m-Xylene & p-Xylene	0.4 U	0.18	0.4	1	UG/L
	OT29-GW-2904-01092015	WATER	N	Naphthalene	0.4 U	0.15	0.4	1	UG/L
	OT29-GW-2904-01092015	WATER	N	o-Xylene	0.4 U	0.1	0.4	1	UG/L
	OT29-GW-2904-01092015	WATER	N	Styrene	0.4 U	0.15	0.4	1	UG/L
	OT29-GW-2904-01092015	WATER	N	Tetrachloroethene	0.4 U	0.15	0.4	1	UG/L
	OT29-GW-2904-01092015	WATER	N	Toluene	0.8 U	0.25	0.8	1	UG/L
	OT29-GW-2904-01092015	WATER	N	trans-1,2-Dichloroethene	0.4 U	0.11	0.4	1	UG/L
	OT29-GW-2904-01092015	WATER	N	trans-1,3-Dichloropropene	0.4 U	0.15	0.4	1	UG/L
	OT29-GW-2904-01092015	WATER	N	Trichloroethene	0.4 U	0.13	0.4	1	UG/L
	OT29-GW-2904-01092015	WATER	N	Trichlorofluoromethane	0.8 U	0.23	0.8	1	UG/L
	OT29-GW-2904-01092015	WATER	N	Vinyl chloride	0.8 U	0.22	0.8	1	UG/L
SW8270									
	OT29-FD-2904-01092015	WATER	FD	1,2,4,5-Tetrachlorobenzene	2.9 U	0.96	2.9	9.6	UG/L
	OT29-FD-2904-01092015	WATER	FD	2,4,5-Trichlorophenol	5.8 U	1.9	5.8	9.6	UG/L
	OT29-FD-2904-01092015	WATER	FD	2,4,6-Trichlorophenol	5.8 U	1.9	5.8	9.6	UG/L
	OT29-FD-2904-01092015	WATER	FD	2,4-Dichlorophenol	5.8 U	2.5	5.8	9.6	UG/L
	OT29-FD-2904-01092015	WATER	FD	2,4-Dimethylphenol	5.8 U	2.1	5.8	9.6	UG/L
	OT29-FD-2904-01092015	WATER	FD	2,4-Dinitrotoluene	5.8 U	1.9	5.8	9.6	UG/L

Table 3. Summary of Analytical Results for Groundwater Samples for the Open Detonation Unit, Kirtland Air Force Base, September 2015

Method	Sample ID	Matrix	QA/QC Type	Analyte	Result*	DL	LOD	LOQ	Units
SW8270									
	OT29-FD-2904-01092015	WATER	FD	2,6-Dichlorophenol	5.8 U	1.8	5.8	14	UG/L
	OT29-FD-2904-01092015	WATER	FD	2,6-Dinitrotoluene	5.8 U	1.9	5.8	9.6	UG/L
	OT29-FD-2904-01092015	WATER	FD	2-Chloronaphthalene	2.9 U	1.2	2.9	9.6	UG/L
	OT29-FD-2904-01092015	WATER	FD	2-Chlorophenol	5.8 U	1.5	5.8	9.6	UG/L
	OT29-FD-2904-01092015	WATER	FD	2-Methylphenol	2.9 U	0.89	2.9	9.6	UG/L
	OT29-FD-2904-01092015	WATER	FD	2-Nitroaniline	5.8 U	1.9	5.8	48	UG/L
	OT29-FD-2904-01092015	WATER	FD	2-Nitrophenol	5.8 U	1.8	5.8	9.6	UG/L
	OT29-FD-2904-01092015	WATER	FD	3,3'-Dichlorobenzidine	2.9 U	0.92	2.9	48	UG/L
	OT29-FD-2904-01092015	WATER	FD	3-Methylphenol & 4-Methylphenol	2.9 U	1.1	2.9	9.6	UG/L
	OT29-FD-2904-01092015	WATER	FD	3-Nitroaniline	2.9 U	1.3	2.9	48	UG/L
	OT29-FD-2904-01092015	WATER	FD	4,6-Dinitro-2-methylphenol	5.8 U	2.1	5.8	58	UG/L
	OT29-FD-2904-01092015	WATER	FD	4-Bromophenyl phenyl ether	2.9 U	1.1	2.9	9.6	UG/L
	OT29-FD-2904-01092015	WATER	FD	4-Chloro-3-methylphenol	5.8 U	1.9	5.8	9.6	UG/L
	OT29-FD-2904-01092015	WATER	FD	4-Chloroaniline	5.8 U	1.9	5.8	9.6	UG/L
	OT29-FD-2904-01092015	WATER	FD	4-Chlorophenyl phenyl ether	2.9 U	1.1	2.9	9.6	UG/L
	OT29-FD-2904-01092015	WATER	FD	4-Nitroaniline	2.9 U	1.4	2.9	48	UG/L
	OT29-FD-2904-01092015	WATER	FD	4-Nitrophenol	19 U	5.9	19	58	UG/L
	OT29-FD-2904-01092015	WATER	FD	Acetophenone	9.6 U	0.75	9.6	9.6	UG/L
	OT29-FD-2904-01092015	WATER	FD	Atrazine TIC	48 U	48	48	48	UG/L
	OT29-FD-2904-01092015	WATER	FD	Azobenzene	2.9 U	0.96	2.9	9.6	UG/L
	OT29-FD-2904-01092015	WATER	FD	Benzaldehyde	19 U	8	19	19	UG/L
	OT29-FD-2904-01092015	WATER	FD	Biphenyl	9.6 U	4.8	9.6	14	UG/L
	OT29-FD-2904-01092015	WATER	FD	bis (2-chloroisopropyl) ether	2.9 U	1.2	2.9	9.6	UG/L

Table 3. Summary of Analytical Results for Groundwater Samples for the Open Detonation Unit, Kirtland Air Force Base, September 2015

Method	Sample ID	Matrix	QA/QC Type	Analyte	Result*	DL	LOD	LOQ	Units
SW8270									
	OT29-FD-2904-01092015	WATER	FD	Bis(2-chloroethoxy)methane	2.9 U	0.96	2.9	9.6	UG/L
	OT29-FD-2904-01092015	WATER	FD	Bis(2-chloroethyl)ether	2.9 U	1.4	2.9	9.6	UG/L
	OT29-FD-2904-01092015	WATER	FD	Bis(2-ethylhexyl) phthalate	2.9 U	0.96	2.9	9.6	UG/L
	OT29-FD-2904-01092015	WATER	FD	Butyl benzyl phthalate	2.9 U	1.3	2.9	9.6	UG/L
	OT29-FD-2904-01092015	WATER	FD	Caprolactam TIC	48 U	48	48	48	UG/L
	OT29-FD-2904-01092015	WATER	FD	Carbazole	2.9 U	1.2	2.9	9.6	UG/L
	OT29-FD-2904-01092015	WATER	FD	Dibenzofuran	2.9 U	1.1	2.9	9.6	UG/L
	OT29-FD-2904-01092015	WATER	FD	Diethyl phthalate	2.9 U	0.89	2.9	9.6	UG/L
	OT29-FD-2904-01092015	WATER	FD	Dimethyl phthalate	2.9 U	0.85	2.9	9.6	UG/L
	OT29-FD-2904-01092015	WATER	FD	Di-n-butyl phthalate	2.9 U	1.1	2.9	9.6	UG/L
	OT29-FD-2904-01092015	WATER	FD	Di-n-octyl phthalate	2.9 U	1.4	2.9	9.6	UG/L
	OT29-FD-2904-01092015	WATER	FD	Hexachlorobenzene	2.9 U	1.3	2.9	9.6	UG/L
	OT29-FD-2904-01092015	WATER	FD	Hexachlorobutadiene	2.9 U	1.2	2.9	9.6	UG/L
	OT29-FD-2904-01092015	WATER	FD	Hexachlorocyclopentadiene	9.6 U	4.8	9.6	48	UG/L
	OT29-FD-2904-01092015	WATER	FD	Hexachloroethane	2.9 U	1.3	2.9	9.6	UG/L
	OT29-FD-2904-01092015	WATER	FD	Isophorone	2.9 U	0.96	2.9	9.6	UG/L
	OT29-FD-2904-01092015	WATER	FD	Nitrobenzene	5.8 U	1.5	5.8	9.6	UG/L
	OT29-FD-2904-01092015	WATER	FD	N-Nitrosodimethylamine	2.9 U	0.92	2.9	14	UG/L
	OT29-FD-2904-01092015	WATER	FD	N-Nitrosodi-n-propylamine	2.9 U	1.3	2.9	9.6	UG/L
	OT29-FD-2904-01092015	WATER	FD	N-Nitrosodiphenylamine	2.9 U	0.96	2.9	9.6	UG/L
	OT29-FD-2904-01092015	WATER	FD	Pentachlorophenol	19 U	4.8	19	58	UG/L
	OT29-FD-2904-01092015	WATER	FD	Phenol	2.9 U	1.1	2.9	9.6	UG/L
	OT29-GW-2901-01092015	WATER	N	1,2,4,5-Tetrachlorobenzene	2.9 U	0.97	2.9	9.7	UG/L

Table 3. Summary of Analytical Results for Groundwater Samples for the Open Detonation Unit, Kirtland Air Force Base, September 2015

Method	Sample ID	Matrix	QA/QC Type	Analyte	Result*	DL	LOD	LOQ	Units
SW8270									
	OT29-GW-2901-01092015	WATER	N	2,4,5-Trichlorophenol	5.8 U	1.9	5.8	9.7	UG/L
	OT29-GW-2901-01092015	WATER	N	2,4,6-Trichlorophenol	5.8 U	1.9	5.8	9.7	UG/L
	OT29-GW-2901-01092015	WATER	N	2,4-Dichlorophenol	5.8 U	2.5	5.8	9.7	UG/L
	OT29-GW-2901-01092015	WATER	N	2,4-Dimethylphenol	5.8 U	2.1	5.8	9.7	UG/L
	OT29-GW-2901-01092015	WATER	N	2,4-Dinitrotoluene	5.8 U	1.9	5.8	9.7	UG/L
	OT29-GW-2901-01092015	WATER	N	2,6-Dichlorophenol	5.8 U	1.8	5.8	14	UG/L
	OT29-GW-2901-01092015	WATER	N	2,6-Dinitrotoluene	5.8 U	1.9	5.8	9.7	UG/L
	OT29-GW-2901-01092015	WATER	N	2-Chloronaphthalene	2.9 U	1.3	2.9	9.7	UG/L
	OT29-GW-2901-01092015	WATER	N	2-Chlorophenol	5.8 U	1.5	5.8	9.7	UG/L
	OT29-GW-2901-01092015	WATER	N	2-Methylphenol	2.9 U	0.9	2.9	9.7	UG/L
	OT29-GW-2901-01092015	WATER	N	2-Nitroaniline	5.8 U	1.9	5.8	48	UG/L
	OT29-GW-2901-01092015	WATER	N	2-Nitrophenol	5.8 U	1.8	5.8	9.7	UG/L
	OT29-GW-2901-01092015	WATER	N	3,3'-Dichlorobenzidine	2.9 U	0.93	2.9	48	UG/L
	OT29-GW-2901-01092015	WATER	N	3-Methylphenol & 4-Methylphenol	14	1.1	2.9	9.7	UG/L
	OT29-GW-2901-01092015	WATER	N	3-Nitroaniline	2.9 U	1.4	2.9	48	UG/L
	OT29-GW-2901-01092015	WATER	N	4,6-Dinitro-2-methylphenol	5.8 U	2.1	5.8	58	UG/L
	OT29-GW-2901-01092015	WATER	N	4-Bromophenyl phenyl ether	2.9 U	1.1	2.9	9.7	UG/L
	OT29-GW-2901-01092015	WATER	N	4-Chloro-3-methylphenol	5.8 U	1.9	5.8	9.7	UG/L
	OT29-GW-2901-01092015	WATER	N	4-Chloroaniline	5.8 U	1.9	5.8	9.7	UG/L
	OT29-GW-2901-01092015	WATER	N	4-Chlorophenyl phenyl ether	2.9 U	1.1	2.9	9.7	UG/L
	OT29-GW-2901-01092015	WATER	N	4-Nitroaniline	2.9 U	1.4	2.9	48	UG/L
	OT29-GW-2901-01092015	WATER	N	4-Nitrophenol	19 U	5.9	19	58	UG/L
	OT29-GW-2901-01092015	WATER	N	Acetophenone	9.7 U	0.75	9.7	9.7	UG/L

Table 3. Summary of Analytical Results for Groundwater Samples for the Open Detonation Unit, Kirtland Air Force Base, September 2015

Method	Sample ID	Matrix	QA/QC Type	Analyte	Result*	DL	LOD	LOQ	Units
SW8270									
	OT29-GW-2901-01092015	WATER	N	Atrazine TIC	48 U	48	48	48	UG/L
	OT29-GW-2901-01092015	WATER	N	Azobenzene	2.9 U	0.97	2.9	9.7	UG/L
	OT29-GW-2901-01092015	WATER	N	Benzaldehyde	19 U	8.1	19	19	UG/L
	OT29-GW-2901-01092015	WATER	N	Biphenyl	9.7 U	4.8	9.7	14	UG/L
	OT29-GW-2901-01092015	WATER	N	bis (2-chloroisopropyl) ether	2.9 U	1.3	2.9	9.7	UG/L
	OT29-GW-2901-01092015	WATER	N	Bis(2-chloroethoxy)methane	2.9 U	0.97	2.9	9.7	UG/L
	OT29-GW-2901-01092015	WATER	N	Bis(2-chloroethyl)ether	2.9 U	1.4	2.9	9.7	UG/L
	OT29-GW-2901-01092015	WATER	N	Bis(2-ethylhexyl) phthalate	12	0.97	2.9	9.7	UG/L
	OT29-GW-2901-01092015	WATER	N	Butyl benzyl phthalate	2.9 U	1.4	2.9	9.7	UG/L
	OT29-GW-2901-01092015	WATER	N	Caprolactam TIC	48 U	48	48	48	UG/L
	OT29-GW-2901-01092015	WATER	N	Carbazole	2.9 U	1.2	2.9	9.7	UG/L
	OT29-GW-2901-01092015	WATER	N	Dibenzofuran	2.9 U	1.1	2.9	9.7	UG/L
	OT29-GW-2901-01092015	WATER	N	Diethyl phthalate	2.9 U	0.9	2.9	9.7	UG/L
	OT29-GW-2901-01092015	WATER	N	Dimethyl phthalate	2.9 U	0.85	2.9	9.7	UG/L
	OT29-GW-2901-01092015	WATER	N	Di-n-butyl phthalate	2.9 U	1.1	2.9	9.7	UG/L
	OT29-GW-2901-01092015	WATER	N	Di-n-octyl phthalate	2.9 U	1.4	2.9	9.7	UG/L
	OT29-GW-2901-01092015	WATER	N	Hexachlorobenzene	2.9 U	1.4	2.9	9.7	UG/L
	OT29-GW-2901-01092015	WATER	N	Hexachlorobutadiene	2.9 U	1.3	2.9	9.7	UG/L
	OT29-GW-2901-01092015	WATER	N	Hexachlorocyclopentadiene	9.7 U	4.8	9.7	48	UG/L
	OT29-GW-2901-01092015	WATER	N	Hexachloroethane	2.9 U	1.4	2.9	9.7	UG/L
	OT29-GW-2901-01092015	WATER	N	Isophorone	2.9 U	0.97	2.9	9.7	UG/L
	OT29-GW-2901-01092015	WATER	N	Nitrobenzene	5.8 U	1.5	5.8	9.7	UG/L
	OT29-GW-2901-01092015	WATER	N	N-Nitrosodimethylamine	2.9 U	0.93	2.9	14	UG/L

Table 3. Summary of Analytical Results for Groundwater Samples for the Open Detonation Unit, Kirtland Air Force Base, September 2015

Method	Sample ID	Matrix	QA/QC Type	Analyte	Result*	DL	LOD	LOQ	Units
SW8270									
	OT29-GW-2901-01092015	WATER	N	N-Nitrosodi-n-propylamine	2.9 U	1.4	2.9	9.7	UG/L
	OT29-GW-2901-01092015	WATER	N	N-Nitrosodiphenylamine	2.9 U	0.97	2.9	9.7	UG/L
	OT29-GW-2901-01092015	WATER	N	Pentachlorophenol	19 U	4.8	19	58	UG/L
	OT29-GW-2901-01092015	WATER	N	Phenol	2.9 U	1.1	2.9	9.7	UG/L
	OT29-GW-2902-01092015	WATER	N	1,2,4,5-Tetrachlorobenzene	2.9 U	0.97	2.9	9.7	UG/L
	OT29-GW-2902-01092015	WATER	N	2,4,5-Trichlorophenol	5.8 U	1.9	5.8	9.7	UG/L
	OT29-GW-2902-01092015	WATER	N	2,4,6-Trichlorophenol	5.8 U	1.9	5.8	9.7	UG/L
	OT29-GW-2902-01092015	WATER	N	2,4-Dichlorophenol	5.8 U	2.5	5.8	9.7	UG/L
	OT29-GW-2902-01092015	WATER	N	2,4-Dimethylphenol	5.8 U	2.1	5.8	9.7	UG/L
	OT29-GW-2902-01092015	WATER	N	2,4-Dinitrotoluene	5.8 U	1.9	5.8	9.7	UG/L
	OT29-GW-2902-01092015	WATER	N	2,6-Dichlorophenol	5.8 U	1.8	5.8	15	UG/L
	OT29-GW-2902-01092015	WATER	N	2,6-Dinitrotoluene	5.8 U	1.9	5.8	9.7	UG/L
	OT29-GW-2902-01092015	WATER	N	2-Chloronaphthalene	2.9 U	1.3	2.9	9.7	UG/L
	OT29-GW-2902-01092015	WATER	N	2-Chlorophenol	5.8 U	1.6	5.8	9.7	UG/L
	OT29-GW-2902-01092015	WATER	N	2-Methylphenol	2.9 U	0.91	2.9	9.7	UG/L
	OT29-GW-2902-01092015	WATER	N	2-Nitroaniline	5.8 U	1.9	5.8	49	UG/L
	OT29-GW-2902-01092015	WATER	N	2-Nitrophenol	5.8 U	1.9	5.8	9.7	UG/L
	OT29-GW-2902-01092015	WATER	N	3,3'-Dichlorobenzidine	2.9 U	0.94	2.9	49	UG/L
	OT29-GW-2902-01092015	WATER	N	3-Methylphenol & 4-Methylphenol	2.9 U	1.1	2.9	9.7	UG/L
	OT29-GW-2902-01092015	WATER	N	3-Nitroaniline	2.9 U	1.4	2.9	49	UG/L
	OT29-GW-2902-01092015	WATER	N	4,6-Dinitro-2-methylphenol	5.8 U	2.1	5.8	58	UG/L
	OT29-GW-2902-01092015	WATER	N	4-Bromophenyl phenyl ether	2.9 U	1.1	2.9	9.7	UG/L
	OT29-GW-2902-01092015	WATER	N	4-Chloro-3-methylphenol	5.8 U	1.9	5.8	9.7	UG/L

Table 3. Summary of Analytical Results for Groundwater Samples for the Open Detonation Unit, Kirtland Air Force Base, September 2015

Method	Sample ID	Matrix	QA/QC Type	Analyte	Result*	DL	LOD	LOQ	Units
SW8270									
	OT29-GW-2902-01092015	WATER	N	4-Chloroaniline	5.8 U	1.9	5.8	9.7	UG/L
	OT29-GW-2902-01092015	WATER	N	4-Chlorophenyl phenyl ether	2.9 U	1.1	2.9	9.7	UG/L
	OT29-GW-2902-01092015	WATER	N	4-Nitroaniline	2.9 U	1.5	2.9	49	UG/L
	OT29-GW-2902-01092015	WATER	N	4-Nitrophenol	19 U	5.9	19	58	UG/L
	OT29-GW-2902-01092015	WATER	N	Acetophenone	9.7 U	0.76	9.7	9.7	UG/L
	OT29-GW-2902-01092015	WATER	N	Atrazine TIC	49 U	49	49	49	UG/L
	OT29-GW-2902-01092015	WATER	N	Azobenzene	2.9 U	0.97	2.9	9.7	UG/L
	OT29-GW-2902-01092015	WATER	N	Benzaldehyde	19 U	8.1	19	19	UG/L
	OT29-GW-2902-01092015	WATER	N	Biphenyl	9.7 U	4.9	9.7	15	UG/L
	OT29-GW-2902-01092015	WATER	N	bis (2-chloroisopropyl) ether	2.9 U	1.3	2.9	9.7	UG/L
	OT29-GW-2902-01092015	WATER	N	Bis(2-chloroethoxy)methane	2.9 U	0.97	2.9	9.7	UG/L
	OT29-GW-2902-01092015	WATER	N	Bis(2-chloroethyl)ether	2.9 U	1.5	2.9	9.7	UG/L
	OT29-GW-2902-01092015	WATER	N	Bis(2-ethylhexyl) phthalate	2.3 J	0.97	2.9	9.7	UG/L
	OT29-GW-2902-01092015	WATER	N	Butyl benzyl phthalate	2.9 U	1.4	2.9	9.7	UG/L
	OT29-GW-2902-01092015	WATER	N	Caprolactam TIC	49 U	49	49	49	UG/L
	OT29-GW-2902-01092015	WATER	N	Carbazole	2.9 U	1.2	2.9	9.7	UG/L
	OT29-GW-2902-01092015	WATER	N	Dibenzofuran	2.9 U	1.1	2.9	9.7	UG/L
	OT29-GW-2902-01092015	WATER	N	Diethyl phthalate	2.9 U	0.91	2.9	9.7	UG/L
	OT29-GW-2902-01092015	WATER	N	Dimethyl phthalate	2.9 U	0.86	2.9	9.7	UG/L
	OT29-GW-2902-01092015	WATER	N	Di-n-butyl phthalate	2.9 U	1.1	2.9	9.7	UG/L
	OT29-GW-2902-01092015	WATER	N	Di-n-octyl phthalate	2.9 U	1.5	2.9	9.7	UG/L
	OT29-GW-2902-01092015	WATER	N	Hexachlorobenzene	2.9 U	1.4	2.9	9.7	UG/L
	OT29-GW-2902-01092015	WATER	N	Hexachlorobutadiene	2.9 U	1.3	2.9	9.7	UG/L

Table 3. Summary of Analytical Results for Groundwater Samples for the Open Detonation Unit, Kirtland Air Force Base, September 2015

Method	Sample ID	Matrix	QA/QC Type	Analyte	Result*	DL	LOD	LOQ	Units
SW8270									
	OT29-GW-2902-01092015	WATER	N	Hexachlorocyclopentadiene	9.7 U	4.9	9.7	49	UG/L
	OT29-GW-2902-01092015	WATER	N	Hexachloroethane	2.9 U	1.4	2.9	9.7	UG/L
	OT29-GW-2902-01092015	WATER	N	Isophorone	2.9 U	0.97	2.9	9.7	UG/L
	OT29-GW-2902-01092015	WATER	N	Nitrobenzene	5.8 U	1.6	5.8	9.7	UG/L
	OT29-GW-2902-01092015	WATER	N	N-Nitrosodimethylamine	2.9 U	0.94	2.9	15	UG/L
	OT29-GW-2902-01092015	WATER	N	N-Nitrosodi-n-propylamine	2.9 U	1.4	2.9	9.7	UG/L
	OT29-GW-2902-01092015	WATER	N	N-Nitrosodiphenylamine	2.9 U	0.97	2.9	9.7	UG/L
	OT29-GW-2902-01092015	WATER	N	Pentachlorophenol	19 U	4.9	19	58	UG/L
	OT29-GW-2902-01092015	WATER	N	Phenol	2.9 U	1.1	2.9	9.7	UG/L
	OT29-GW-2903-02092015	WATER	N	1,2,4,5-Tetrachlorobenzene	2.9 U	0.97	2.9	9.7	UG/L
	OT29-GW-2903-02092015	WATER	N	2,4,5-Trichlorophenol	5.8 U	1.9	5.8	9.7	UG/L
	OT29-GW-2903-02092015	WATER	N	2,4,6-Trichlorophenol	5.8 U	1.9	5.8	9.7	UG/L
	OT29-GW-2903-02092015	WATER	N	2,4-Dichlorophenol	5.8 U	2.5	5.8	9.7	UG/L
	OT29-GW-2903-02092015	WATER	N	2,4-Dimethylphenol	5.8 U	2.1	5.8	9.7	UG/L
	OT29-GW-2903-02092015	WATER	N	2,4-Dinitrotoluene	5.8 U	1.9	5.8	9.7	UG/L
	OT29-GW-2903-02092015	WATER	N	2,6-Dichlorophenol	5.8 U	1.8	5.8	15	UG/L
	OT29-GW-2903-02092015	WATER	N	2,6-Dinitrotoluene	5.8 U	1.9	5.8	9.7	UG/L
	OT29-GW-2903-02092015	WATER	N	2-Chloronaphthalene	2.9 U	1.3	2.9	9.7	UG/L
	OT29-GW-2903-02092015	WATER	N	2-Chlorophenol	5.8 U	1.6	5.8	9.7	UG/L
	OT29-GW-2903-02092015	WATER	N	2-Methylphenol	2.9 U	0.9	2.9	9.7	UG/L
	OT29-GW-2903-02092015	WATER	N	2-Nitroaniline	5.8 U	1.9	5.8	49	UG/L
	OT29-GW-2903-02092015	WATER	N	2-Nitrophenol	5.8 U	1.8	5.8	9.7	UG/L
	OT29-GW-2903-02092015	WATER	N	3,3'-Dichlorobenzidine	2.9 U	0.93	2.9	49	UG/L

Table 3. Summary of Analytical Results for Groundwater Samples for the Open Detonation Unit, Kirtland Air Force Base, September 2015

Method	Sample ID	Matrix	QA/QC Type	Analyte	Result*	DL	LOD	LOQ	Units
SW8270									
	OT29-GW-2903-02092015	WATER	N	3-Methylphenol & 4-Methylphenol	2.9 U	1.1	2.9	9.7	UG/L
	OT29-GW-2903-02092015	WATER	N	3-Nitroaniline	2.9 U	1.4	2.9	49	UG/L
	OT29-GW-2903-02092015	WATER	N	4,6-Dinitro-2-methylphenol	5.8 U	2.1	5.8	58	UG/L
	OT29-GW-2903-02092015	WATER	N	4-Bromophenyl phenyl ether	2.9 U	1.1	2.9	9.7	UG/L
	OT29-GW-2903-02092015	WATER	N	4-Chloro-3-methylphenol	5.8 U	1.9	5.8	9.7	UG/L
	OT29-GW-2903-02092015	WATER	N	4-Chloroaniline	5.8 U	1.9	5.8	9.7	UG/L
	OT29-GW-2903-02092015	WATER	N	4-Chlorophenyl phenyl ether	2.9 U	1.1	2.9	9.7	UG/L
	OT29-GW-2903-02092015	WATER	N	4-Nitroaniline	2.9 U	1.5	2.9	49	UG/L
	OT29-GW-2903-02092015	WATER	N	4-Nitrophenol	19 U	5.9	19	58	UG/L
	OT29-GW-2903-02092015	WATER	N	Acetophenone	9.7 U	0.76	9.7	9.7	UG/L
	OT29-GW-2903-02092015	WATER	N	Atrazine TIC	49 U	49	49	49	UG/L
	OT29-GW-2903-02092015	WATER	N	Azobenzene	2.9 U	0.97	2.9	9.7	UG/L
	OT29-GW-2903-02092015	WATER	N	Benzaldehyde	19 U	8.1	19	19	UG/L
	OT29-GW-2903-02092015	WATER	N	Biphenyl	9.7 U	4.9	9.7	15	UG/L
	OT29-GW-2903-02092015	WATER	N	bis (2-chloroisopropyl) ether	2.9 U	1.3	2.9	9.7	UG/L
	OT29-GW-2903-02092015	WATER	N	Bis(2-chloroethoxy)methane	2.9 U	0.97	2.9	9.7	UG/L
	OT29-GW-2903-02092015	WATER	N	Bis(2-chloroethyl)ether	2.9 U	1.5	2.9	9.7	UG/L
	OT29-GW-2903-02092015	WATER	N	Bis(2-ethylhexyl) phthalate	2.9 U	0.97	2.9	9.7	UG/L
	OT29-GW-2903-02092015	WATER	N	Butyl benzyl phthalate	2.9 U	1.4	2.9	9.7	UG/L
	OT29-GW-2903-02092015	WATER	N	Caprolactam TIC	49 U	49	49	49	UG/L
	OT29-GW-2903-02092015	WATER	N	Carbazole	2.9 U	1.2	2.9	9.7	UG/L
	OT29-GW-2903-02092015	WATER	N	Dibenzofuran	2.9 U	1.1	2.9	9.7	UG/L
	OT29-GW-2903-02092015	WATER	N	Diethyl phthalate	2.9 U	0.9	2.9	9.7	UG/L

Table 3. Summary of Analytical Results for Groundwater Samples for the Open Detonation Unit, Kirtland Air Force Base, September 2015

Method	Sample ID	Matrix	QA/QC Type	Analyte	Result*	DL	LOD	LOQ	Units
SW8270									
	OT29-GW-2903-02092015	WATER	N	Dimethyl phthalate	2.9 U	0.86	2.9	9.7	UG/L
	OT29-GW-2903-02092015	WATER	N	Di-n-butyl phthalate	2.9 U	1.1	2.9	9.7	UG/L
	OT29-GW-2903-02092015	WATER	N	Di-n-octyl phthalate	2.9 U	1.5	2.9	9.7	UG/L
	OT29-GW-2903-02092015	WATER	N	Hexachlorobenzene	2.9 U	1.4	2.9	9.7	UG/L
	OT29-GW-2903-02092015	WATER	N	Hexachlorobutadiene	2.9 U	1.3	2.9	9.7	UG/L
	OT29-GW-2903-02092015	WATER	N	Hexachlorocyclopentadiene	9.7 U	4.9	9.7	49	UG/L
	OT29-GW-2903-02092015	WATER	N	Hexachloroethane	2.9 U	1.4	2.9	9.7	UG/L
	OT29-GW-2903-02092015	WATER	N	Isophorone	2.9 U	0.97	2.9	9.7	UG/L
	OT29-GW-2903-02092015	WATER	N	Nitrobenzene	5.8 U	1.6	5.8	9.7	UG/L
	OT29-GW-2903-02092015	WATER	N	N-Nitrosodimethylamine	2.9 U	0.93	2.9	15	UG/L
	OT29-GW-2903-02092015	WATER	N	N-Nitrosodi-n-propylamine	2.9 U	1.4	2.9	9.7	UG/L
	OT29-GW-2903-02092015	WATER	N	N-Nitrosodiphenylamine	2.9 U	0.97	2.9	9.7	UG/L
	OT29-GW-2903-02092015	WATER	N	Pentachlorophenol	19 U	4.9	19	58	UG/L
	OT29-GW-2903-02092015	WATER	N	Phenol	2.9 U	1.1	2.9	9.7	UG/L
	OT29-GW-2904-01092015	WATER	N	1,2,4,5-Tetrachlorobenzene	2.9 U	0.98	2.9	9.8	UG/L
	OT29-GW-2904-01092015	WATER	N	2,4,5-Trichlorophenol	5.9 U	2	5.9	9.8	UG/L
	OT29-GW-2904-01092015	WATER	N	2,4,6-Trichlorophenol	5.9 U	2	5.9	9.8	UG/L
	OT29-GW-2904-01092015	WATER	N	2,4-Dichlorophenol	5.9 U	2.5	5.9	9.8	UG/L
	OT29-GW-2904-01092015	WATER	N	2,4-Dimethylphenol	5.9 U	2.1	5.9	9.8	UG/L
	OT29-GW-2904-01092015	WATER	N	2,4-Dinitrotoluene	5.9 U	2	5.9	9.8	UG/L
	OT29-GW-2904-01092015	WATER	N	2,6-Dichlorophenol	5.9 U	1.8	5.9	15	UG/L
	OT29-GW-2904-01092015	WATER	N	2,6-Dinitrotoluene	5.9 U	2	5.9	9.8	UG/L
	OT29-GW-2904-01092015	WATER	N	2-Chloronaphthalene	2.9 U	1.3	2.9	9.8	UG/L

Table 3. Summary of Analytical Results for Groundwater Samples for the Open Detonation Unit, Kirtland Air Force Base, September 2015

Method	Sample ID	Matrix	QA/QC Type	Analyte	Result*	DL	LOD	LOQ	Units
SW8270									
	OT29-GW-2904-01092015	WATER	N	2-Chlorophenol	5.9 U	1.6	5.9	9.8	UG/L
	OT29-GW-2904-01092015	WATER	N	2-Methylphenol	2.9 U	0.91	2.9	9.8	UG/L
	OT29-GW-2904-01092015	WATER	N	2-Nitroaniline	5.9 U	2	5.9	49	UG/L
	OT29-GW-2904-01092015	WATER	N	2-Nitrophenol	5.9 U	1.9	5.9	9.8	UG/L
	OT29-GW-2904-01092015	WATER	N	3,3'-Dichlorobenzidine	2.9 U	0.94	2.9	49	UG/L
	OT29-GW-2904-01092015	WATER	N	3-Methylphenol & 4-Methylphenol	2.9 U	1.1	2.9	9.8	UG/L
	OT29-GW-2904-01092015	WATER	N	3-Nitroaniline	2.9 U	1.4	2.9	49	UG/L
	OT29-GW-2904-01092015	WATER	N	4,6-Dinitro-2-methylphenol	5.9 U	2.1	5.9	59	UG/L
	OT29-GW-2904-01092015	WATER	N	4-Bromophenyl phenyl ether	2.9 U	1.1	2.9	9.8	UG/L
	OT29-GW-2904-01092015	WATER	N	4-Chloro-3-methylphenol	5.9 U	2	5.9	9.8	UG/L
	OT29-GW-2904-01092015	WATER	N	4-Chloroaniline	5.9 U	2	5.9	9.8	UG/L
	OT29-GW-2904-01092015	WATER	N	4-Chlorophenyl phenyl ether	2.9 U	1.1	2.9	9.8	UG/L
	OT29-GW-2904-01092015	WATER	N	4-Nitroaniline	2.9 U	1.5	2.9	49	UG/L
	OT29-GW-2904-01092015	WATER	N	4-Nitrophenol	20 U	6	20	59	UG/L
	OT29-GW-2904-01092015	WATER	N	Acetophenone	9.8 U	0.76	9.8	9.8	UG/L
	OT29-GW-2904-01092015	WATER	N	Atrazine TIC	49 U	49	49	49	UG/L
	OT29-GW-2904-01092015	WATER	N	Azobenzene	2.9 U	0.98	2.9	9.8	UG/L
	OT29-GW-2904-01092015	WATER	N	Benzaldehyde	20 U	8.2	20	20	UG/L
	OT29-GW-2904-01092015	WATER	N	Biphenyl	9.8 U	4.9	9.8	15	UG/L
	OT29-GW-2904-01092015	WATER	N	bis (2-chloroisopropyl) ether	2.9 U	1.3	2.9	9.8	UG/L
	OT29-GW-2904-01092015	WATER	N	Bis(2-chloroethoxy)methane	2.9 U	0.98	2.9	9.8	UG/L
	OT29-GW-2904-01092015	WATER	N	Bis(2-chloroethyl)ether	2.9 U	1.5	2.9	9.8	UG/L
	OT29-GW-2904-01092015	WATER	N	Bis(2-ethylhexyl) phthalate	2.9 U	0.98	2.9	9.8	UG/L

Table 3. Summary of Analytical Results for Groundwater Samples for the Open Detonation Unit, Kirtland Air Force Base, September 2015

Method	Sample ID	Matrix	QA/QC Type	Analyte	Result*	DL	LOD	LOQ	Units
SW8270									
	OT29-GW-2904-01092015	WATER	N	Butyl benzyl phthalate	2.9 U	1.4	2.9	9.8	UG/L
	OT29-GW-2904-01092015	WATER	N	Caprolactam TIC	49 U	49	49	49	UG/L
	OT29-GW-2904-01092015	WATER	N	Carbazole	2.9 U	1.2	2.9	9.8	UG/L
	OT29-GW-2904-01092015	WATER	N	Dibenzofuran	2.9 U	1.1	2.9	9.8	UG/L
	OT29-GW-2904-01092015	WATER	N	Diethyl phthalate	2.9 U	0.91	2.9	9.8	UG/L
	OT29-GW-2904-01092015	WATER	N	Dimethyl phthalate	2.9 U	0.86	2.9	9.8	UG/L
	OT29-GW-2904-01092015	WATER	N	Di-n-butyl phthalate	2.9 U	1.1	2.9	9.8	UG/L
	OT29-GW-2904-01092015	WATER	N	Di-n-octyl phthalate	2.9 U	1.5	2.9	9.8	UG/L
	OT29-GW-2904-01092015	WATER	N	Hexachlorobenzene	2.9 U	1.4	2.9	9.8	UG/L
	OT29-GW-2904-01092015	WATER	N	Hexachlorobutadiene	2.9 U	1.3	2.9	9.8	UG/L
	OT29-GW-2904-01092015	WATER	N	Hexachlorocyclopentadiene	9.8 U	4.9	9.8	49	UG/L
	OT29-GW-2904-01092015	WATER	N	Hexachloroethane	2.9 U	1.4	2.9	9.8	UG/L
	OT29-GW-2904-01092015	WATER	N	Isophorone	2.9 U	0.98	2.9	9.8	UG/L
	OT29-GW-2904-01092015	WATER	N	Nitrobenzene	5.9 U	1.6	5.9	9.8	UG/L
	OT29-GW-2904-01092015	WATER	N	N-Nitrosodimethylamine	2.9 U	0.94	2.9	15	UG/L
	OT29-GW-2904-01092015	WATER	N	N-Nitrosodi-n-propylamine	2.9 U	1.4	2.9	9.8	UG/L
	OT29-GW-2904-01092015	WATER	N	N-Nitrosodiphenylamine	2.9 U	0.98	2.9	9.8	UG/L
	OT29-GW-2904-01092015	WATER	N	Pentachlorophenol	20 U	4.9	20	59	UG/L
	OT29-GW-2904-01092015	WATER	N	Phenol	2.9 U	1.1	2.9	9.8	UG/L
SW8270SIM									
	OT29-FD-2904-01092015	WATER	FD	1,4-Dioxane	0.48 U	0.19	0.48	0.96	UG/L
	OT29-FD-2904-01092015	WATER	FD	1-Methylnaphthalene	15 U	6.4	15	49	NG/L
	OT29-FD-2904-01092015	WATER	FD	2-Methylnaphthalene	15 U	5.4	15	49	NG/L
	OT29-FD-2904-01092015	WATER	FD	Acenaphthene	15 U	4.9	15	49	NG/L

Table 3. Summary of Analytical Results for Groundwater Samples for the Open Detonation Unit, Kirtland Air Force Base, September 2015

Method	Sample ID	Matrix	QA/QC Type	Analyte	Result*	DL	LOD	LOQ	Units
SW8270SIM									
	OT29-FD-2904-01092015	WATER	FD	Acenaphthylene	15 U	4.9	15	49	NG/L
	OT29-FD-2904-01092015	WATER	FD	Anthracene	15 U	4.4	15	49	NG/L
	OT29-FD-2904-01092015	WATER	FD	Benzo[a]anthracene	15 U	4.5	15	49	NG/L
	OT29-FD-2904-01092015	WATER	FD	Benzo[a]pyrene	15 U	4.3	15	49	NG/L
	OT29-FD-2904-01092015	WATER	FD	Benzo[b]fluoranthene	29 U	12	29	49	NG/L
	OT29-FD-2904-01092015	WATER	FD	Benzo[g,h,i]perylene	15 U	5.4	15	49	NG/L
	OT29-FD-2904-01092015	WATER	FD	Benzo[k]fluoranthene	29 U	7.7	29	49	NG/L
	OT29-FD-2904-01092015	WATER	FD	Chrysene	15 U	3.9	15	49	NG/L
	OT29-FD-2904-01092015	WATER	FD	Dibenz(a,h)anthracene	29 U	14	29	49	NG/L
	OT29-FD-2904-01092015	WATER	FD	Fluoranthene	15 U	4.2	15	49	NG/L
	OT29-FD-2904-01092015	WATER	FD	Fluorene	15 U	4	15	49	NG/L
	OT29-FD-2904-01092015	WATER	FD	Indeno[1,2,3-cd]pyrene	29 U	14	29	49	NG/L
	OT29-FD-2904-01092015	WATER	FD	Naphthalene	15 U	4.9	15	49	NG/L
	OT29-FD-2904-01092015	WATER	FD	Phenanthrene	15 U	6.2	15	49	NG/L
	OT29-FD-2904-01092015	WATER	FD	Pyrene	15 U	4.1	15	49	NG/L
	OT29-GW-2901-01092015	WATER	N	1,4-Dioxane	0.48 U	0.19	0.48	0.97	UG/L
	OT29-GW-2901-01092015	WATER	N	1-Methylnaphthalene	14 U	6.2	14	48	NG/L
	OT29-GW-2901-01092015	WATER	N	2-Methylnaphthalene	14 U	5.3	14	48	NG/L
	OT29-GW-2901-01092015	WATER	N	Acenaphthene	14 U	4.8	14	48	NG/L
	OT29-GW-2901-01092015	WATER	N	Acenaphthylene	14 U	4.8	14	48	NG/L
	OT29-GW-2901-01092015	WATER	N	Anthracene	14 U	4.3	14	48	NG/L
	OT29-GW-2901-01092015	WATER	N	Benzo[a]anthracene	14 U	4.4	14	48	NG/L
	OT29-GW-2901-01092015	WATER	N	Benzo[a]pyrene	14 U	4.2	14	48	NG/L

Table 3. Summary of Analytical Results for Groundwater Samples for the Open Detonation Unit, Kirtland Air Force Base, September 2015

Method	Sample ID	Matrix	QA/QC Type	Analyte	Result*	DL	LOD	LOQ	Units
SW8270SIM									
	OT29-GW-2901-01092015	WATER	N	Benzo[b]fluoranthene	29 U	12	29	48	NG/L
	OT29-GW-2901-01092015	WATER	N	Benzo[g,h,i]perylene	14 U	5.3	14	48	NG/L
	OT29-GW-2901-01092015	WATER	N	Benzo[k]fluoranthene	29 U	7.5	29	48	NG/L
	OT29-GW-2901-01092015	WATER	N	Chrysene	14 U	3.8	14	48	NG/L
	OT29-GW-2901-01092015	WATER	N	Dibenz(a,h)anthracene	29 U	14	29	48	NG/L
	OT29-GW-2901-01092015	WATER	N	Fluoranthene	14 U	4.1	14	48	NG/L
	OT29-GW-2901-01092015	WATER	N	Fluorene	14 U	3.9	14	48	NG/L
	OT29-GW-2901-01092015	WATER	N	Indeno[1,2,3-cd]pyrene	29 U	13	29	48	NG/L
	OT29-GW-2901-01092015	WATER	N	Naphthalene	14 U	4.8	14	48	NG/L
	OT29-GW-2901-01092015	WATER	N	Phenanthrene	14 U	6.1	14	48	NG/L
	OT29-GW-2901-01092015	WATER	N	Pyrene	14 U	4	14	48	NG/L
	OT29-GW-2902-01092015	WATER	N	1,4-Dioxane	0.48 U	0.19	0.48	0.97	UG/L
	OT29-GW-2902-01092015	WATER	N	1-Methylnaphthalene	15 U	6.3	15	49	NG/L
	OT29-GW-2902-01092015	WATER	N	2-Methylnaphthalene	15 U	5.3	15	49	NG/L
	OT29-GW-2902-01092015	WATER	N	Acenaphthene	15 U	4.9	15	49	NG/L
	OT29-GW-2902-01092015	WATER	N	Acenaphthylene	15 U	4.9	15	49	NG/L
	OT29-GW-2902-01092015	WATER	N	Anthracene	15 U	4.3	15	49	NG/L
	OT29-GW-2902-01092015	WATER	N	Benzo[a]anthracene	15 U	4.5	15	49	NG/L
	OT29-GW-2902-01092015	WATER	N	Benzo[a]pyrene	15 U	4.3	15	49	NG/L
	OT29-GW-2902-01092015	WATER	N	Benzo[b]fluoranthene	29 U	12	29	49	NG/L
	OT29-GW-2902-01092015	WATER	N	Benzo[g,h,i]perylene	15 U	5.3	15	49	NG/L
	OT29-GW-2902-01092015	WATER	N	Benzo[k]fluoranthene	29 U	7.6	29	49	NG/L
	OT29-GW-2902-01092015	WATER	N	Chrysene	15 U	3.9	15	49	NG/L

Table 3. Summary of Analytical Results for Groundwater Samples for the Open Detonation Unit, Kirtland Air Force Base, September 2015

Method	Sample ID	Matrix	QA/QC Type	Analyte	Result*	DL	LOD	LOQ	Units
SW8270SIM									
	OT29-GW-2902-01092015	WATER	N	Dibenz(a,h)anthracene	29 U	14	29	49	NG/L
	OT29-GW-2902-01092015	WATER	N	Fluoranthene	15 U	4.2	15	49	NG/L
	OT29-GW-2902-01092015	WATER	N	Fluorene	15 U	3.9	15	49	NG/L
	OT29-GW-2902-01092015	WATER	N	Indeno[1,2,3-cd]pyrene	29 U	14	29	49	NG/L
	OT29-GW-2902-01092015	WATER	N	Naphthalene	8.4 J	4.9	15	49	NG/L
	OT29-GW-2902-01092015	WATER	N	Phenanthrene	15 U	6.1	15	49	NG/L
	OT29-GW-2902-01092015	WATER	N	Pyrene	15 U	4.1	15	49	NG/L
	OT29-GW-2903-02092015	WATER	N	1,4-Dioxane	0.49 U	0.2	0.49	0.99	UG/L
	OT29-GW-2903-02092015	WATER	N	1-Methylnaphthalene	14 U	6.2	14	48	NG/L
	OT29-GW-2903-02092015	WATER	N	2-Methylnaphthalene	14 U	5.2	14	48	NG/L
	OT29-GW-2903-02092015	WATER	N	Acenaphthene	14 U	4.8	14	48	NG/L
	OT29-GW-2903-02092015	WATER	N	Acenaphthylene	14 U	4.8	14	48	NG/L
	OT29-GW-2903-02092015	WATER	N	Anthracene	14 U	4.2	14	48	NG/L
	OT29-GW-2903-02092015	WATER	N	Benzo[a]anthracene	14 U	4.4	14	48	NG/L
	OT29-GW-2903-02092015	WATER	N	Benzo[a]pyrene	14 U	4.2	14	48	NG/L
	OT29-GW-2903-02092015	WATER	N	Benzo[b]fluoranthene	29 U	12	29	48	NG/L
	OT29-GW-2903-02092015	WATER	N	Benzo[g,h,i]perylene	14 U	5.2	14	48	NG/L
	OT29-GW-2903-02092015	WATER	N	Benzo[k]fluoranthene	29 U	7.4	29	48	NG/L
	OT29-GW-2903-02092015	WATER	N	Chrysene	14 U	3.8	14	48	NG/L
	OT29-GW-2903-02092015	WATER	N	Dibenz(a,h)anthracene	29 U	14	29	48	NG/L
	OT29-GW-2903-02092015	WATER	N	Fluoranthene	14 U	4.1	14	48	NG/L
	OT29-GW-2903-02092015	WATER	N	Fluorene	14 U	3.9	14	48	NG/L
	OT29-GW-2903-02092015	WATER	N	Indeno[1,2,3-cd]pyrene	29 U	13	29	48	NG/L

Table 3. Summary of Analytical Results for Groundwater Samples for the Open Detonation Unit, Kirtland Air Force Base, September 2015

Method	Sample ID	Matrix	QA/QC Type	Analyte	Result*	DL	LOD	LOQ	Units
SW8270SIM									
	OT29-GW-2903-02092015	WATER	N	Naphthalene	14 U	4.8	14	48	NG/L
	OT29-GW-2903-02092015	WATER	N	Phenanthrene	14 U	6	14	48	NG/L
	OT29-GW-2903-02092015	WATER	N	Pyrene	14 U	4	14	48	NG/L
	OT29-GW-2904-01092015	WATER	N	1,4-Dioxane	0.48 U	0.19	0.48	0.96	UG/L
	OT29-GW-2904-01092015	WATER	N	1-Methylnaphthalene	14 U	6.2	14	48	NG/L
	OT29-GW-2904-01092015	WATER	N	2-Methylnaphthalene	14 U	5.3	14	48	NG/L
	OT29-GW-2904-01092015	WATER	N	Acenaphthene	14 U	4.8	14	48	NG/L
	OT29-GW-2904-01092015	WATER	N	Acenaphthylene	14 U	4.8	14	48	NG/L
	OT29-GW-2904-01092015	WATER	N	Anthracene	14 U	4.3	14	48	NG/L
	OT29-GW-2904-01092015	WATER	N	Benzo[a]anthracene	14 U	4.4	14	48	NG/L
	OT29-GW-2904-01092015	WATER	N	Benzo[a]pyrene	14 U	4.2	14	48	NG/L
	OT29-GW-2904-01092015	WATER	N	Benzo[b]fluoranthene	29 U	12	29	48	NG/L
	OT29-GW-2904-01092015	WATER	N	Benzo[g,h,i]perylene	14 U	5.3	14	48	NG/L
	OT29-GW-2904-01092015	WATER	N	Benzo[k]fluoranthene	29 U	7.5	29	48	NG/L
	OT29-GW-2904-01092015	WATER	N	Chrysene	14 U	3.8	14	48	NG/L
	OT29-GW-2904-01092015	WATER	N	Dibenz(a,h)anthracene	29 U	14	29	48	NG/L
	OT29-GW-2904-01092015	WATER	N	Fluoranthene	14 U	4.1	14	48	NG/L
	OT29-GW-2904-01092015	WATER	N	Fluorene	14 U	3.9	14	48	NG/L
	OT29-GW-2904-01092015	WATER	N	Indeno[1,2,3-cd]pyrene	29 U	14	29	48	NG/L
	OT29-GW-2904-01092015	WATER	N	Naphthalene	14 U	4.8	14	48	NG/L
	OT29-GW-2904-01092015	WATER	N	Phenanthrene	14 U	6.1	14	48	NG/L
	OT29-GW-2904-01092015	WATER	N	Pyrene	14 U	4	14	48	NG/L
SW8290									
	OT29-FD-2904-01092015	WATER	FD	1,2,3,4,6,7,8-HpCDD	0.63 U	0.25		49	PG/L

Table 3. Summary of Analytical Results for Groundwater Samples for the Open Detonation Unit, Kirtland Air Force Base, September 2015

Method	Sample ID	Matrix	QA/QC Type	Analyte	Result*	DL	LOD	LOQ	Units
SW8290									
	OT29-FD-2904-01092015	WATER	FD	1,2,3,4,6,7,8-HpCDF	0.43 U	0.14		49	PG/L
	OT29-FD-2904-01092015	WATER	FD	1,2,3,4,7,8,9-HpCDF	0.16 U	0.16		49	PG/L
	OT29-FD-2904-01092015	WATER	FD	1,2,3,4,7,8-HxCDD	0.21 U	0.21		49	PG/L
	OT29-FD-2904-01092015	WATER	FD	1,2,3,4,7,8-HxCDF	0.22 U	0.22		49	PG/L
	OT29-FD-2904-01092015	WATER	FD	1,2,3,6,7,8-HxCDD	0.18 U	0.18		49	PG/L
	OT29-FD-2904-01092015	WATER	FD	1,2,3,6,7,8-HxCDF	0.19 U	0.19		49	PG/L
	OT29-FD-2904-01092015	WATER	FD	1,2,3,7,8,9-HxCDD	0.17 U	0.17		49	PG/L
	OT29-FD-2904-01092015	WATER	FD	1,2,3,7,8,9-HxCDF	0.23 U	0.23		49	PG/L
	OT29-FD-2904-01092015	WATER	FD	1,2,3,7,8-PeCDD	0.35 U	0.35		49	PG/L
	OT29-FD-2904-01092015	WATER	FD	1,2,3,7,8-PeCDF	0.17 U	0.17		49	PG/L
	OT29-FD-2904-01092015	WATER	FD	2,3,4,6,7,8-HxCDF	0.21 U	0.21		49	PG/L
	OT29-FD-2904-01092015	WATER	FD	2,3,4,7,8-PeCDF	0.18 U	0.18		49	PG/L
	OT29-FD-2904-01092015	WATER	FD	2,3,7,8-TCDD	0.31 U	0.31		9.7	PG/L
	OT29-FD-2904-01092015	WATER	FD	2,3,7,8-TCDF	0.16 U	0.16		9.7	PG/L
	OT29-FD-2904-01092015	WATER	FD	OCDD	2.2 U	0.33		97	PG/L
	OT29-FD-2904-01092015	WATER	FD	OCDF	1.1 U	0.39		97	PG/L
	OT29-FD-2904-01092015	WATER	FD	Total HpCDD	0.63 U	0.25		49	PG/L
	OT29-FD-2904-01092015	WATER	FD	Total HpCDF	0.43 U	0.15		49	PG/L
	OT29-FD-2904-01092015	WATER	FD	Total HxCDD	0.21 U	0.21		49	PG/L
	OT29-FD-2904-01092015	WATER	FD	Total HxCDF	0.23 U	0.23		49	PG/L
	OT29-FD-2904-01092015	WATER	FD	Total PeCDD	0.35 U	0.35		49	PG/L
	OT29-FD-2904-01092015	WATER	FD	Total PeCDF	0.18 U	0.18		49	PG/L
	OT29-FD-2904-01092015	WATER	FD	Total TCDD	0.31 U	0.31		9.7	PG/L

Table 3. Summary of Analytical Results for Groundwater Samples for the Open Detonation Unit, Kirtland Air Force Base, September 2015

Method	Sample ID	Matrix	QA/QC Type	Analyte	Result*	DL	LOD	LOQ	Units
SW8290									
	OT29-FD-2904-01092015	WATER	FD	Total TCDF	0.16 U	0.16		9.7	PG/L
	OT29-GW-2901-01092015	WATER	N	1,2,3,4,6,7,8-HpCDD	1.5 U	0.28		49	PG/L
	OT29-GW-2901-01092015	WATER	N	1,2,3,4,6,7,8-HpCDF	1.1 U	0.19		49	PG/L
	OT29-GW-2901-01092015	WATER	N	1,2,3,4,7,8,9-HpCDF	0.65 J	0.23		49	PG/L
	OT29-GW-2901-01092015	WATER	N	1,2,3,4,7,8-HxCDD	0.23 U	0.23		49	PG/L
	OT29-GW-2901-01092015	WATER	N	1,2,3,4,7,8-HxCDF	0.32 U	0.32		49	PG/L
	OT29-GW-2901-01092015	WATER	N	1,2,3,6,7,8-HxCDD	0.95 J	0.2		49	PG/L
	OT29-GW-2901-01092015	WATER	N	1,2,3,6,7,8-HxCDF	0.63 U	0.63		49	PG/L
	OT29-GW-2901-01092015	WATER	N	1,2,3,7,8,9-HxCDD	0.81 J	0.19		49	PG/L
	OT29-GW-2901-01092015	WATER	N	1,2,3,7,8,9-HxCDF	0.33 U	0.33		49	PG/L
	OT29-GW-2901-01092015	WATER	N	1,2,3,7,8-PeCDD	0.36 U	0.36		49	PG/L
	OT29-GW-2901-01092015	WATER	N	1,2,3,7,8-PeCDF	0.63 J	0.24		49	PG/L
	OT29-GW-2901-01092015	WATER	N	2,3,4,6,7,8-HxCDF	0.82 J	0.31		49	PG/L
	OT29-GW-2901-01092015	WATER	N	2,3,4,7,8-PeCDF	0.39 J	0.25		49	PG/L
	OT29-GW-2901-01092015	WATER	N	2,3,7,8-TCDD	0.31 U	0.31		9.7	PG/L
	OT29-GW-2901-01092015	WATER	N	2,3,7,8-TCDF	0.17 U	0.17		9.7	PG/L
	OT29-GW-2901-01092015	WATER	N	OCDD	6.6 U	0.32		97	PG/L
	OT29-GW-2901-01092015	WATER	N	OCDF	3 U	0.42		97	PG/L
	OT29-GW-2901-01092015	WATER	N	Total HpCDD	2.8 U	0.28		49	PG/L
	OT29-GW-2901-01092015	WATER	N	Total HpCDF	1.7 U	0.21		49	PG/L
	OT29-GW-2901-01092015	WATER	N	Total HxCDD	1.8 J	0.21		49	PG/L
	OT29-GW-2901-01092015	WATER	N	Total HxCDF	0.82 J	0.4		49	PG/L
	OT29-GW-2901-01092015	WATER	N	Total PeCDD	0.36 U	0.36		49	PG/L

Table 3. Summary of Analytical Results for Groundwater Samples for the Open Detonation Unit, Kirtland Air Force Base, September 2015

Method	Sample ID	Matrix	QA/QC Type	Analyte	Result*	DL	LOD	LOQ	Units
SW8290									
	OT29-GW-2901-01092015	WATER	N	Total PeCDF	1 J	0.24		49	PG/L
	OT29-GW-2901-01092015	WATER	N	Total TCDD	0.31 U	0.31		9.7	PG/L
	OT29-GW-2901-01092015	WATER	N	Total TCDF	0.17 U	0.17		9.7	PG/L
	OT29-GW-2902-01092015	WATER	N	1,2,3,4,6,7,8-HpCDD	0.59 U	0.26		49	PG/L
	OT29-GW-2902-01092015	WATER	N	1,2,3,4,6,7,8-HpCDF	0.47 U	0.14		49	PG/L
	OT29-GW-2902-01092015	WATER	N	1,2,3,4,7,8,9-HpCDF	0.17 U	0.17		49	PG/L
	OT29-GW-2902-01092015	WATER	N	1,2,3,4,7,8-HxCDD	0.24 U	0.24		49	PG/L
	OT29-GW-2902-01092015	WATER	N	1,2,3,4,7,8-HxCDF	0.3 U	0.3		49	PG/L
	OT29-GW-2902-01092015	WATER	N	1,2,3,6,7,8-HxCDD	0.21 U	0.21		49	PG/L
	OT29-GW-2902-01092015	WATER	N	1,2,3,6,7,8-HxCDF	0.26 U	0.26		49	PG/L
	OT29-GW-2902-01092015	WATER	N	1,2,3,7,8,9-HxCDD	0.2 U	0.2		49	PG/L
	OT29-GW-2902-01092015	WATER	N	1,2,3,7,8,9-HxCDF	0.31 U	0.31		49	PG/L
	OT29-GW-2902-01092015	WATER	N	1,2,3,7,8-PeCDD	0.33 U	0.33		49	PG/L
	OT29-GW-2902-01092015	WATER	N	1,2,3,7,8-PeCDF	0.18 U	0.18		49	PG/L
	OT29-GW-2902-01092015	WATER	N	2,3,4,6,7,8-HxCDF	0.29 U	0.29		49	PG/L
	OT29-GW-2902-01092015	WATER	N	2,3,4,7,8-PeCDF	0.19 U	0.19		49	PG/L
	OT29-GW-2902-01092015	WATER	N	2,3,7,8-TCDD	0.29 U	0.29		9.8	PG/L
	OT29-GW-2902-01092015	WATER	N	2,3,7,8-TCDF	0.17 U	0.17		9.8	PG/L
	OT29-GW-2902-01092015	WATER	N	OCDD	2.8 U	0.34		98	PG/L
	OT29-GW-2902-01092015	WATER	N	OCDF	1 U	0.38		98	PG/L
	OT29-GW-2902-01092015	WATER	N	Total HpCDD	1.8 U	0.26		49	PG/L
	OT29-GW-2902-01092015	WATER	N	Total HpCDF	0.47 U	0.16		49	PG/L
	OT29-GW-2902-01092015	WATER	N	Total HxCDD	0.24 U	0.24		49	PG/L

Table 3. Summary of Analytical Results for Groundwater Samples for the Open Detonation Unit, Kirtland Air Force Base, September 2015

Method	Sample ID	Matrix	QA/QC Type	Analyte	Result*	DL	LOD	LOQ	Units
SW8290									
	OT29-GW-2902-01092015	WATER	N	Total HxCDF	0.31 U	0.31		49	PG/L
	OT29-GW-2902-01092015	WATER	N	Total PeCDD	0.33 U	0.33		49	PG/L
	OT29-GW-2902-01092015	WATER	N	Total PeCDF	0.19 U	0.19		49	PG/L
	OT29-GW-2902-01092015	WATER	N	Total TCDD	0.29 U	0.29		9.8	PG/L
	OT29-GW-2902-01092015	WATER	N	Total TCDF	0.17 U	0.17		9.8	PG/L
	OT29-GW-2903-02092015	WATER	N	1,2,3,4,6,7,8-HpCDD	0.74 U	0.26		48	PG/L
	OT29-GW-2903-02092015	WATER	N	1,2,3,4,6,7,8-HpCDF	0.49 U	0.15		48	PG/L
	OT29-GW-2903-02092015	WATER	N	1,2,3,4,7,8,9-HpCDF	0.17 U	0.17		48	PG/L
	OT29-GW-2903-02092015	WATER	N	1,2,3,4,7,8-HxCDD	0.25 U	0.25		48	PG/L
	OT29-GW-2903-02092015	WATER	N	1,2,3,4,7,8-HxCDF	0.27 U	0.27		48	PG/L
	OT29-GW-2903-02092015	WATER	N	1,2,3,6,7,8-HxCDD	0.22 U	0.22		48	PG/L
	OT29-GW-2903-02092015	WATER	N	1,2,3,6,7,8-HxCDF	0.24 U	0.24		48	PG/L
	OT29-GW-2903-02092015	WATER	N	1,2,3,7,8,9-HxCDD	0.21 U	0.21		48	PG/L
	OT29-GW-2903-02092015	WATER	N	1,2,3,7,8,9-HxCDF	0.29 U	0.29		48	PG/L
	OT29-GW-2903-02092015	WATER	N	1,2,3,7,8-PeCDD	0.35 U	0.35		48	PG/L
	OT29-GW-2903-02092015	WATER	N	1,2,3,7,8-PeCDF	0.19 U	0.19		48	PG/L
	OT29-GW-2903-02092015	WATER	N	2,3,4,6,7,8-HxCDF	0.27 U	0.27		48	PG/L
	OT29-GW-2903-02092015	WATER	N	2,3,4,7,8-PeCDF	0.19 U	0.19		48	PG/L
	OT29-GW-2903-02092015	WATER	N	2,3,7,8-TCDD	0.26 U	0.26		9.6	PG/L
	OT29-GW-2903-02092015	WATER	N	2,3,7,8-TCDF	0.18 U	0.18		9.6	PG/L
	OT29-GW-2903-02092015	WATER	N	OCDD	2.3 U	0.3		96	PG/L
	OT29-GW-2903-02092015	WATER	N	OCDF	0.36 U	0.36		96	PG/L
	OT29-GW-2903-02092015	WATER	N	Total HpCDD	1.8 U	0.26		48	PG/L

Table 3. Summary of Analytical Results for Groundwater Samples for the Open Detonation Unit, Kirtland Air Force Base, September 2015

Method	Sample ID	Matrix	QA/QC Type	Analyte	Result*	DL	LOD	LOQ	Units
SW8290									
	OT29-GW-2903-02092015	WATER	N	Total HpCDF	0.49 U	0.16		48	PG/L
	OT29-GW-2903-02092015	WATER	N	Total HxCDD	0.23 J	0.22		48	PG/L
	OT29-GW-2903-02092015	WATER	N	Total HxCDF	0.29 U	0.29		48	PG/L
	OT29-GW-2903-02092015	WATER	N	Total PeCDD	0.35 U	0.35		48	PG/L
	OT29-GW-2903-02092015	WATER	N	Total PeCDF	0.19 U	0.19		48	PG/L
	OT29-GW-2903-02092015	WATER	N	Total TCDD	0.26 U	0.26		9.6	PG/L
	OT29-GW-2903-02092015	WATER	N	Total TCDF	0.18 U	0.18		9.6	PG/L
	OT29-GW-2904-01092015	WATER	N	1,2,3,4,6,7,8-HpCDD	0.27 U	0.27		48	PG/L
	OT29-GW-2904-01092015	WATER	N	1,2,3,4,6,7,8-HpCDF	0.17 U	0.17		48	PG/L
	OT29-GW-2904-01092015	WATER	N	1,2,3,4,7,8,9-HpCDF	0.2 U	0.2		48	PG/L
	OT29-GW-2904-01092015	WATER	N	1,2,3,4,7,8-HxCDD	0.25 U	0.25		48	PG/L
	OT29-GW-2904-01092015	WATER	N	1,2,3,4,7,8-HxCDF	0.25 U	0.25		48	PG/L
	OT29-GW-2904-01092015	WATER	N	1,2,3,6,7,8-HxCDD	0.22 U	0.22		48	PG/L
	OT29-GW-2904-01092015	WATER	N	1,2,3,6,7,8-HxCDF	0.22 U	0.22		48	PG/L
	OT29-GW-2904-01092015	WATER	N	1,2,3,7,8,9-HxCDD	0.2 U	0.2		48	PG/L
	OT29-GW-2904-01092015	WATER	N	1,2,3,7,8,9-HxCDF	0.26 U	0.26		48	PG/L
	OT29-GW-2904-01092015	WATER	N	1,2,3,7,8-PeCDD	0.43 U	0.43		48	PG/L
	OT29-GW-2904-01092015	WATER	N	1,2,3,7,8-PeCDF	0.17 U	0.17		48	PG/L
	OT29-GW-2904-01092015	WATER	N	2,3,4,6,7,8-HxCDF	0.24 U	0.24		48	PG/L
	OT29-GW-2904-01092015	WATER	N	2,3,4,7,8-PeCDF	0.18 U	0.18		48	PG/L
	OT29-GW-2904-01092015	WATER	N	2,3,7,8-TCDD	0.27 U	0.27		9.6	PG/L
	OT29-GW-2904-01092015	WATER	N	2,3,7,8-TCDF	0.18 U	0.18		9.6	PG/L
	OT29-GW-2904-01092015	WATER	N	OCDD	3 U	0.31		96	PG/L

Table 3. Summary of Analytical Results for Groundwater Samples for the Open Detonation Unit, Kirtland Air Force Base, September 2015

Method	Sample ID	Matrix	QA/QC Type	Analyte	Result*	DL	LOD	LOQ	Units
SW8290									
	OT29-GW-2904-01092015	WATER	N	OCDF	0.92 U	0.39		96	PG/L
	OT29-GW-2904-01092015	WATER	N	Total HpCDD	0.86 U	0.27		48	PG/L
	OT29-GW-2904-01092015	WATER	N	Total HpCDF	0.21 U	0.21		48	PG/L
	OT29-GW-2904-01092015	WATER	N	Total HxCDD	0.25 U	0.25		48	PG/L
	OT29-GW-2904-01092015	WATER	N	Total HxCDF	0.26 U	0.26		48	PG/L
	OT29-GW-2904-01092015	WATER	N	Total PeCDD	0.43 U	0.43		48	PG/L
	OT29-GW-2904-01092015	WATER	N	Total PeCDF	0.18 U	0.18		48	PG/L
	OT29-GW-2904-01092015	WATER	N	Total TCDD	0.27 U	0.27		9.6	PG/L
	OT29-GW-2904-01092015	WATER	N	Total TCDF	0.18 U	0.18		9.6	PG/L
SW8330B									
	OT29-FD-2904-01092015	WATER	FD	1,3,5-Trinitrobenzene	0.1 U	0.032	0.1	0.15	UG/L
	OT29-FD-2904-01092015	WATER	FD	1,3-Dinitrobenzene	0.1 U	0.051	0.1	0.15	UG/L
	OT29-FD-2904-01092015	WATER	FD	2,4,6-Trinitrotoluene	0.1 U	0.051	0.1	0.15	UG/L
	OT29-FD-2904-01092015	WATER	FD	2,4-Dinitrotoluene	0.1 U	0.051	0.1	0.13	UG/L
	OT29-FD-2904-01092015	WATER	FD	2,6-Dinitrotoluene	0.1 U	0.051	0.1	0.13	UG/L
	OT29-FD-2904-01092015	WATER	FD	2-Amino-4,6-dinitrotoluene	0.1 U	0.031	0.1	0.15	UG/L
	OT29-FD-2904-01092015	WATER	FD	2-Nitrotoluene	0.2 U	0.09	0.2	0.51	UG/L
	OT29-FD-2904-01092015	WATER	FD	3-Nitrotoluene	0.2 U	0.058	0.2	0.51	UG/L
	OT29-FD-2904-01092015	WATER	FD	4-Amino-2,6-dinitrotoluene	0.1 U	0.051	0.1	0.15	UG/L
	OT29-FD-2904-01092015	WATER	FD	4-Nitrotoluene	0.2 U	0.09	0.2	0.51	UG/L
	OT29-FD-2904-01092015	WATER	FD	HMX	0.1 U	0.037	0.1	0.15	UG/L
	OT29-FD-2904-01092015	WATER	FD	Nitrobenzene	0.1 U	0.051	0.1	0.15	UG/L
	OT29-FD-2904-01092015	WATER	FD	Nitroglycerin	0.77 U	0.34	0.77	1.5	UG/L
	OT29-FD-2904-01092015	WATER	FD	PETN	0.77 U	0.31	0.77	1.5	UG/L

Table 3. Summary of Analytical Results for Groundwater Samples for the Open Detonation Unit, Kirtland Air Force Base, September 2015

Method	Sample ID	Matrix	QA/QC Type	Analyte	Result*	DL	LOD	LOQ	Units
SW8330B									
	OT29-FD-2904-01092015	WATER	FD	RDX	0.1 U	0.037	0.1	0.15	UG/L
	OT29-FD-2904-01092015	WATER	FD	Tetryl	0.1 U	0.051	0.1	0.15	UG/L
	OT29-GW-2901-01092015	WATER	N	1,3,5-Trinitrobenzene	0.1 U	0.031	0.1	0.15	UG/L
	OT29-GW-2901-01092015	WATER	N	1,3-Dinitrobenzene	0.1 U	0.051	0.1	0.15	UG/L
	OT29-GW-2901-01092015	WATER	N	2,4,6-Trinitrotoluene	0.1 U	0.051	0.1	0.15	UG/L
	OT29-GW-2901-01092015	WATER	N	2,4-Dinitrotoluene	0.1 U	0.051	0.1	0.13	UG/L
	OT29-GW-2901-01092015	WATER	N	2,6-Dinitrotoluene	0.1 U	0.051	0.1	0.13	UG/L
	OT29-GW-2901-01092015	WATER	N	2-Amino-4,6-dinitrotoluene	0.1 U	0.03	0.1	0.15	UG/L
	OT29-GW-2901-01092015	WATER	N	2-Nitrotoluene	0.2 U	0.089	0.2	0.51	UG/L
	OT29-GW-2901-01092015	WATER	N	3-Nitrotoluene	0.2 U	0.058	0.2	0.51	UG/L
	OT29-GW-2901-01092015	WATER	N	4-Amino-2,6-dinitrotoluene	0.1 U	0.051	0.1	0.15	UG/L
	OT29-GW-2901-01092015	WATER	N	4-Nitrotoluene	0.2 U	0.089	0.2	0.51	UG/L
	OT29-GW-2901-01092015	WATER	N	HMX	0.1 U	0.036	0.1	0.15	UG/L
	OT29-GW-2901-01092015	WATER	N	Nitrobenzene	0.1 U	0.051	0.1	0.15	UG/L
	OT29-GW-2901-01092015	WATER	N	Nitroglycerin	0.76 U	0.33	0.76	1.5	UG/L
	OT29-GW-2901-01092015	WATER	N	PETN	0.76 U	0.3	0.76	1.5	UG/L
	OT29-GW-2901-01092015	WATER	N	RDX	0.1 U	0.036	0.1	0.15	UG/L
	OT29-GW-2901-01092015	WATER	N	Tetryl	0.1 U	0.051	0.1	0.15	UG/L
	OT29-GW-2902-01092015	WATER	N	1,3,5-Trinitrobenzene	0.1 U	0.031	0.1	0.15	UG/L
	OT29-GW-2902-01092015	WATER	N	1,3-Dinitrobenzene	0.1 U	0.051	0.1	0.15	UG/L
	OT29-GW-2902-01092015	WATER	N	2,4,6-Trinitrotoluene	0.1 U	0.051	0.1	0.15	UG/L
	OT29-GW-2902-01092015	WATER	N	2,4-Dinitrotoluene	0.1 U	0.051	0.1	0.13	UG/L
	OT29-GW-2902-01092015	WATER	N	2,6-Dinitrotoluene	0.1 U	0.051	0.1	0.13	UG/L

Table 3. Summary of Analytical Results for Groundwater Samples for the Open Detonation Unit, Kirtland Air Force Base, September 2015

Method	Sample ID	Matrix	QA/QC Type	Analyte	Result*	DL	LOD	LOQ	Units
SW8330B									
	OT29-GW-2902-01092015	WATER	N	2-Amino-4,6-dinitrotoluene	0.1 U	0.03	0.1	0.15	UG/L
	OT29-GW-2902-01092015	WATER	N	2-Nitrotoluene	0.2 U	0.089	0.2	0.51	UG/L
	OT29-GW-2902-01092015	WATER	N	3-Nitrotoluene	0.2 U	0.058	0.2	0.51	UG/L
	OT29-GW-2902-01092015	WATER	N	4-Amino-2,6-dinitrotoluene	0.1 U	0.051	0.1	0.15	UG/L
	OT29-GW-2902-01092015	WATER	N	4-Nitrotoluene	0.2 U	0.089	0.2	0.51	UG/L
	OT29-GW-2902-01092015	WATER	N	HMX	0.1 U	0.036	0.1	0.15	UG/L
	OT29-GW-2902-01092015	WATER	N	Nitrobenzene	0.1 U	0.051	0.1	0.15	UG/L
	OT29-GW-2902-01092015	WATER	N	Nitroglycerin	0.76 U	0.33	0.76	1.5	UG/L
	OT29-GW-2902-01092015	WATER	N	PETN	0.76 U	0.3	0.76	1.5	UG/L
	OT29-GW-2902-01092015	WATER	N	RDX	0.1 U	0.036	0.1	0.15	UG/L
	OT29-GW-2902-01092015	WATER	N	Tetryl	0.1 U	0.051	0.1	0.15	UG/L
	OT29-GW-2903-02092015	WATER	N	1,3,5-Trinitrobenzene	0.1 U	0.031	0.1	0.15	UG/L
	OT29-GW-2903-02092015	WATER	N	1,3-Dinitrobenzene	0.1 U	0.051	0.1	0.15	UG/L
	OT29-GW-2903-02092015	WATER	N	2,4,6-Trinitrotoluene	0.1 U	0.051	0.1	0.15	UG/L
	OT29-GW-2903-02092015	WATER	N	2,4-Dinitrotoluene	0.1 U	0.051	0.1	0.13	UG/L
	OT29-GW-2903-02092015	WATER	N	2,6-Dinitrotoluene	0.1 U	0.051	0.1	0.13	UG/L
	OT29-GW-2903-02092015	WATER	N	2-Amino-4,6-dinitrotoluene	0.1 U	0.03	0.1	0.15	UG/L
	OT29-GW-2903-02092015	WATER	N	2-Nitrotoluene	0.2 U	0.089	0.2	0.51	UG/L
	OT29-GW-2903-02092015	WATER	N	3-Nitrotoluene	0.2 U	0.058	0.2	0.51	UG/L
	OT29-GW-2903-02092015	WATER	N	4-Amino-2,6-dinitrotoluene	0.1 U	0.051	0.1	0.15	UG/L
	OT29-GW-2903-02092015	WATER	N	4-Nitrotoluene	0.2 U	0.089	0.2	0.51	UG/L
	OT29-GW-2903-02092015	WATER	N	HMX	0.1 U	0.036	0.1	0.15	UG/L
	OT29-GW-2903-02092015	WATER	N	Nitrobenzene	0.1 U	0.051	0.1	0.15	UG/L

Table 3. Summary of Analytical Results for Groundwater Samples for the Open Detonation Unit, Kirtland Air Force Base, September 2015

Method	Sample ID	Matrix	QA/QC Type	Analyte	Result*	DL	LOD	LOQ	Units
SW8330B									
	OT29-GW-2903-02092015	WATER	N	Nitroglycerin	0.76 U	0.33	0.76	1.5	UG/L
	OT29-GW-2903-02092015	WATER	N	PETN	0.76 U	0.3	0.76	1.5	UG/L
	OT29-GW-2903-02092015	WATER	N	RDX	0.1 U	0.036	0.1	0.15	UG/L
	OT29-GW-2903-02092015	WATER	N	Tetryl	0.1 U	0.051	0.1	0.15	UG/L
	OT29-GW-2904-01092015	WATER	N	1,3,5-Trinitrobenzene	0.1 U	0.031	0.1	0.15	UG/L
	OT29-GW-2904-01092015	WATER	N	1,3-Dinitrobenzene	0.1 U	0.051	0.1	0.15	UG/L
	OT29-GW-2904-01092015	WATER	N	2,4,6-Trinitrotoluene	0.1 U	0.051	0.1	0.15	UG/L
	OT29-GW-2904-01092015	WATER	N	2,4-Dinitrotoluene	0.1 U	0.051	0.1	0.13	UG/L
	OT29-GW-2904-01092015	WATER	N	2,6-Dinitrotoluene	0.1 U	0.051	0.1	0.13	UG/L
	OT29-GW-2904-01092015	WATER	N	2-Amino-4,6-dinitrotoluene	0.1 U	0.03	0.1	0.15	UG/L
	OT29-GW-2904-01092015	WATER	N	2-Nitrotoluene	0.2 U	0.089	0.2	0.51	UG/L
	OT29-GW-2904-01092015	WATER	N	3-Nitrotoluene	0.2 U	0.058	0.2	0.51	UG/L
	OT29-GW-2904-01092015	WATER	N	4-Amino-2,6-dinitrotoluene	0.1 U	0.051	0.1	0.15	UG/L
	OT29-GW-2904-01092015	WATER	N	4-Nitrotoluene	0.2 U	0.089	0.2	0.51	UG/L
	OT29-GW-2904-01092015	WATER	N	HMX	0.1 U	0.036	0.1	0.15	UG/L
	OT29-GW-2904-01092015	WATER	N	Nitrobenzene	0.1 U	0.051	0.1	0.15	UG/L
	OT29-GW-2904-01092015	WATER	N	Nitroglycerin	0.76 U	0.33	0.76	1.5	UG/L
	OT29-GW-2904-01092015	WATER	N	PETN	0.76 U	0.3	0.76	1.5	UG/L
	OT29-GW-2904-01092015	WATER	N	RDX	0.1 U	0.036	0.1	0.15	UG/L
	OT29-GW-2904-01092015	WATER	N	Tetryl	0.1 U	0.051	0.1	0.15	UG/L
SW9034									
	OT29-FD-2904-01092015	WATER	FD	Sulfide	1.9 U	0.79	1.9	4	MG/L
	OT29-GW-2901-01092015	WATER	N	Sulfide	1.9 U	0.79	1.9	4	MG/L
	OT29-GW-2902-01092015	WATER	N	Sulfide	1.9 U	0.79	1.9	4	MG/L

Table 3. Summary of Analytical Results for Groundwater Samples for the Open Detonation Unit, Kirtland Air Force Base, September 2015

Method	Sample ID	Matrix	QA/QC Type	Analyte	Result*	DL	LOD	LOQ	Units
SW9034									
	OT29-GW-2903-02092015	WATER	N	Sulfide	1.9 U	0.79	1.9	4	MG/L
	OT29-GW-2904-01092015	WATER	N	Sulfide	1.9 U	0.79	1.9	4	MG/L
SW9056									
	OT29-FD-2904-01092015	WATER	FD	Bromide	0.9 J	0.18	0.4	1	MG/L
	OT29-FD-2904-01092015	WATER	FD	Chloride	10 J	0.037	0.1	1	MG/L
	OT29-FD-2904-01092015	WATER	FD	Fluoride	1.9	0.12	0.4	1	MG/L
	OT29-FD-2904-01092015	WATER	FD	Nitrate as N	0.8	0.044	0.06	0.1	MG/L
	OT29-FD-2904-01092015	WATER	FD	Nitrite as N	0.06 U	0.032	0.06	0.1	MG/L
	OT29-FD-2904-01092015	WATER	FD	Sulfate	79	0.098	0.3	2	MG/L
	OT29-GW-2901-01092015	WATER	N	Bromide	0.99 J	0.18	0.4	1	MG/L
	OT29-GW-2901-01092015	WATER	N	Chloride	240	0.74	2	20	MG/L
	OT29-GW-2901-01092015	WATER	N	Fluoride	2.6	0.12	0.4	1	MG/L
	OT29-GW-2901-01092015	WATER	N	Nitrate as N	1.2	0.044	0.06	0.1	MG/L
	OT29-GW-2901-01092015	WATER	N	Nitrite as N	0.06 U	0.032	0.06	0.1	MG/L
	OT29-GW-2901-01092015	WATER	N	Sulfate	79	0.098	0.3	2	MG/L
	OT29-GW-2902-01092015	WATER	N	Bromide	0.99 J	0.18	0.4	1	MG/L
	OT29-GW-2902-01092015	WATER	N	Chloride	230	0.74	2	20	MG/L
	OT29-GW-2902-01092015	WATER	N	Fluoride	1.5	0.12	0.4	1	MG/L
	OT29-GW-2902-01092015	WATER	N	Nitrate as N	1.5	0.044	0.06	0.1	MG/L
	OT29-GW-2902-01092015	WATER	N	Nitrite as N	0.06 U	0.032	0.06	0.1	MG/L
	OT29-GW-2902-01092015	WATER	N	Sulfate	83	0.098	0.3	2	MG/L
	OT29-GW-2903-02092015	WATER	N	Bromide	0.95 J	0.18	0.4	1	MG/L
	OT29-GW-2903-02092015	WATER	N	Chloride	230	0.74	2	20	MG/L
	OT29-GW-2903-02092015	WATER	N	Fluoride	1.2	0.12	0.4	1	MG/L

Table 3. Summary of Analytical Results for Groundwater Samples for the Open Detonation Unit, Kirtland Air Force Base, September 2015

Method	Sample ID	Matrix	QA/QC Type	Analyte	Result*	DL	LOD	LOQ	Units
SW9056									
	OT29-GW-2903-02092015	WATER	N	Nitrate as N	3	0.044	0.06	0.1	MG/L
	OT29-GW-2903-02092015	WATER	N	Nitrite as N	0.06 U	0.032	0.06	0.1	MG/L
	OT29-GW-2903-02092015	WATER	N	Sulfate	93	0.98	3	20	MG/L
	OT29-GW-2904-01092015	WATER	N	Bromide	0.92 J	0.18	0.4	1	MG/L
	OT29-GW-2904-01092015	WATER	N	Chloride	200 J	0.74	2	20	MG/L
	OT29-GW-2904-01092015	WATER	N	Fluoride	1.9	0.12	0.4	1	MG/L
	OT29-GW-2904-01092015	WATER	N	Nitrate as N	0.66	0.044	0.06	0.1	MG/L
	OT29-GW-2904-01092015	WATER	N	Nitrite as N	0.06 U	0.032	0.06	0.1	MG/L
	OT29-GW-2904-01092015	WATER	N	Sulfate	79	0.098	0.3	2	MG/L
SW9060									
	OT29-FD-2904-01092015	WATER	FD	Total Organic Carbon - Duplicates	0.33 J	0.16	0.5	1	MG/L
	OT29-GW-2901-01092015	WATER	N	Total Organic Carbon - Duplicates	0.29 J	0.16	0.5	1	MG/L
	OT29-GW-2902-01092015	WATER	N	Total Organic Carbon - Duplicates	0.3 J	0.16	0.5	1	MG/L
	OT29-GW-2903-02092015	WATER	N	Total Organic Carbon - Duplicates	0.41 J	0.16	0.5	1	MG/L
	OT29-GW-2904-01092015	WATER	N	Total Organic Carbon - Duplicates	0.23 J	0.16	0.5	1	MG/L

QA/QC Type

N = Normal Environmental Sample
FD = Field Duplicate

* The most severe flag for each analyte becomes the final validation flag

Qualifier Description:

J = The analyte was positively identified, the quantitation is an estimate.
U = The analyte was analyzed for, but not detected. The associated numerical value is at or below the Limit of Detection (LOD).
UJ = The analyte was analyzed for, but not detected. The associated numerical value is at or below the Limit of Detection (LOD) and the quantitation is an estimate.

Table 4. Holding Times for Groundwater Samples for the Open Detonation Unit, Kirtland Air Force Base, September 2015

Method	Sample ID	Matrix	QA/QC Type	Holding time - Type*	Sample Date	Extract Date	Analysis Date
A2320	OT29-FD-2904-01092015	WATER	FD	11 Days - A	9/1/2015		9/12/2015
	OT29-GW-2901-01092015	WATER	N	3 Days - A	9/1/2015		9/4/2015
	OT29-GW-2902-01092015	WATER	N	3 Days - A	9/1/2015		9/4/2015
	OT29-GW-2903-02092015	WATER	N	10 Days - A	9/2/2015		9/12/2015
	OT29-GW-2904-01092015	WATER	N	3 Days - A	9/1/2015		9/4/2015
E350.1	OT29-FD-2904-01092015	WATER	FD	Days - E	9/1/2015		9/11/2015
	OT29-GW-2901-01092015	WATER	N	Days - E	9/1/2015		9/11/2015
	OT29-GW-2902-01092015	WATER	N	Days - E	9/1/2015		9/11/2015
	OT29-GW-2903-02092015	WATER	N	Days - E	9/2/2015		9/11/2015
	OT29-GW-2904-01092015	WATER	N	Days - E	9/1/2015		9/11/2015
EPA 7580	OT29-FD-2904-01092015	WATER	FD	15 Days - A	9/1/2015	9/4/2015	9/16/2015
	OT29-GW-2901-01092015	WATER	N	15 Days - A	9/1/2015	9/4/2015	9/16/2015
	OT29-GW-2902-01092015	WATER	N	15 Days - A	9/1/2015	9/4/2015	9/16/2015
	OT29-GW-2903-02092015	WATER	N	14 Days - A	9/2/2015	9/4/2015	9/16/2015
	OT29-GW-2904-01092015	WATER	N	15 Days - A	9/1/2015	9/4/2015	9/16/2015
SM2540C	OT29-FD-2904-01092015	WATER	FD	7 Days - A	9/1/2015		9/8/2015
	OT29-GW-2901-01092015	WATER	N	7 Days - A	9/1/2015		9/8/2015
	OT29-GW-2902-01092015	WATER	N	7 Days - A	9/1/2015		9/8/2015
	OT29-GW-2903-02092015	WATER	N	7 Days - A	9/2/2015		9/9/2015
	OT29-GW-2904-01092015	WATER	N	7 Days - A	9/1/2015		9/8/2015
SW6010B	OT29-FD-2904-01092015	WATER	FD	15 Days - A	9/1/2015	9/15/2015	9/16/2015
	OT29-GW-2901-01092015	WATER	N	15 Days - A	9/1/2015	9/14/2015	9/16/2015
	OT29-GW-2902-01092015	WATER	N	15 Days - A	9/1/2015	9/15/2015	9/16/2015
	OT29-GW-2903-02092015	WATER	N	14 Days - A	9/2/2015	9/14/2015	9/16/2015
	OT29-GW-2904-01092015	WATER	N	15 Days - A	9/1/2015	9/15/2015	9/16/2015
SW6020	OT29-FD-2904-01092015	WATER	FD	18 Days - A	9/1/2015	9/15/2015	9/19/2015
	OT29-FD-2904-01092015	WATER	FD	21 Days - A	9/1/2015	9/15/2015	9/22/2015
	OT29-GW-2901-01092015	WATER	N	14 Days - E	9/1/2015	9/15/2015	9/19/2015
	OT29-GW-2901-01092015	WATER	N	21 Days - A	9/1/2015	9/15/2015	9/22/2015
	OT29-GW-2902-01092015	WATER	N	14 Days - E	9/1/2015	9/15/2015	9/19/2015
	OT29-GW-2902-01092015	WATER	N	21 Days - A	9/1/2015	9/15/2015	9/22/2015
	OT29-GW-2903-02092015	WATER	N	14 Days - A	9/2/2015	9/15/2015	9/16/2015
	OT29-GW-2904-01092015	WATER	N	21 Days - A	9/1/2015	9/15/2015	9/22/2015
	OT29-GW-2904-01092015	WATER	N	18 Days - A	9/1/2015	9/15/2015	9/19/2015
SW6850	OT29-FD-2904-01092015	WATER	FD	8 Days - A	9/1/2015	9/4/2015	9/9/2015

Table 4. Holding Times for Groundwater Samples for the Open Detonation Unit, Kirtland Air Force Base, September 2015

Method	Sample ID	Matrix	QA/QC Type	Holding time - Type*	Sample Date	Extract Date	Analysis Date
SW6850	OT29-GW-2901-01092015	WATER	N	7 Days - A	9/1/2015	9/4/2015	9/8/2015
	OT29-GW-2902-01092015	WATER	N	8 Days - A	9/1/2015	9/4/2015	9/9/2015
	OT29-GW-2903-02092015	WATER	N	7 Days - A	9/2/2015	9/4/2015	9/9/2015
	OT29-GW-2904-01092015	WATER	N	8 Days - A	9/1/2015	9/4/2015	9/9/2015
SW7470A	OT29-FD-2904-01092015	WATER	FD	13 Days - A	9/1/2015	9/14/2015	9/14/2015
	OT29-GW-2901-01092015	WATER	N	13 Days - A	9/1/2015	9/14/2015	9/14/2015
	OT29-GW-2902-01092015	WATER	N	13 Days - A	9/1/2015	9/14/2015	9/14/2015
	OT29-GW-2903-02092015	WATER	N	12 Days - A	9/2/2015	9/14/2015	9/14/2015
	OT29-GW-2904-01092015	WATER	N	13 Days - A	9/1/2015	9/14/2015	9/14/2015
SW8011	OT29-FD-2904-01092015	WATER	FD	7 Days - A	9/1/2015	9/8/2015	9/8/2015
	OT29-GW-2901-01092015	WATER	N	7 Days - A	9/1/2015	9/8/2015	9/8/2015
	OT29-GW-2902-01092015	WATER	N	7 Days - A	9/1/2015	9/8/2015	9/8/2015
	OT29-GW-2903-02092015	WATER	N	6 Days - A	9/2/2015	9/8/2015	9/8/2015
	OT29-GW-2904-01092015	WATER	N	7 Days - A	9/1/2015	9/8/2015	9/8/2015
SW8260B	OT29-FD-2904-01092015	WATER	FD	1 Days - A	9/1/2015	9/2/2015	9/2/2015
	OT29-GW-2901-01092015	WATER	N	1 Days - A	9/1/2015	9/2/2015	9/2/2015
	OT29-GW-2902-01092015	WATER	N	1 Days - A	9/1/2015	9/2/2015	9/2/2015
	OT29-GW-2903-02092015	WATER	N	1 Days - A	9/2/2015	9/3/2015	9/3/2015
	OT29-GW-2904-01092015	WATER	N	1 Days - A	9/1/2015	9/2/2015	9/2/2015
SW8270	OT29-FD-2904-01092015	WATER	FD	7 Days - E	9/1/2015	9/8/2015	9/14/2015
	OT29-GW-2901-01092015	WATER	N	7 Days - E	9/1/2015	9/8/2015	9/14/2015
	OT29-GW-2902-01092015	WATER	N	7 Days - E	9/1/2015	9/8/2015	9/14/2015
	OT29-GW-2903-02092015	WATER	N	6 Days - E	9/2/2015	9/8/2015	9/14/2015
	OT29-GW-2904-01092015	WATER	N	7 Days - E	9/1/2015	9/8/2015	9/14/2015
SW8270SIM	OT29-FD-2904-01092015	WATER	FD	3 Days - E	9/1/2015	9/4/2015	9/18/2015
	OT29-FD-2904-01092015	WATER	FD	4 Days - E	9/1/2015	9/5/2015	9/11/2015
	OT29-GW-2901-01092015	WATER	N	3 Days - E	9/1/2015	9/4/2015	9/18/2015
	OT29-GW-2901-01092015	WATER	N	4 Days - E	9/1/2015	9/5/2015	9/11/2015
	OT29-GW-2902-01092015	WATER	N	3 Days - E	9/1/2015	9/4/2015	9/18/2015
	OT29-GW-2902-01092015	WATER	N	4 Days - E	9/1/2015	9/5/2015	9/11/2015
	OT29-GW-2903-02092015	WATER	N	2 Days - E	9/2/2015	9/4/2015	9/18/2015
	OT29-GW-2903-02092015	WATER	N	3 Days - E	9/2/2015	9/5/2015	9/11/2015
	OT29-GW-2904-01092015	WATER	N	4 Days - E	9/1/2015	9/5/2015	9/11/2015
	OT29-GW-2904-01092015	WATER	N	3 Days - E	9/1/2015	9/4/2015	9/18/2015
SW8290	OT29-FD-2904-01092015	WATER	FD	3 Days - E	9/1/2015	9/4/2015	9/10/2015

Table 4. Holding Times for Groundwater Samples for the Open Detonation Unit, Kirtland Air Force Base, September 2015

Method	Sample ID	Matrix	QA/QC Type	Holding time - Type*	Sample Date	Extract Date	Analysis Date
SW8290	OT29-GW-2901-01092015	WATER	N	3 Days - E	9/1/2015	9/4/2015	9/10/2015
	OT29-GW-2902-01092015	WATER	N	3 Days - E	9/1/2015	9/4/2015	9/10/2015
	OT29-GW-2903-02092015	WATER	N	2 Days - E	9/2/2015	9/4/2015	9/10/2015
	OT29-GW-2904-01092015	WATER	N	3 Days - E	9/1/2015	9/4/2015	9/10/2015
SW8330B	OT29-FD-2904-01092015	WATER	FD	2 Days - E	9/1/2015	9/3/2015	9/15/2015
	OT29-GW-2901-01092015	WATER	N	2 Days - E	9/1/2015	9/3/2015	9/15/2015
	OT29-GW-2902-01092015	WATER	N	2 Days - E	9/1/2015	9/3/2015	9/15/2015
	OT29-GW-2903-02092015	WATER	N	6 Days - E	9/2/2015	9/8/2015	9/15/2015
	OT29-GW-2904-01092015	WATER	N	2 Days - E	9/1/2015	9/3/2015	9/15/2015
SW9034	OT29-FD-2904-01092015	WATER	FD	3 Days - A	9/1/2015	9/4/2015	9/4/2015
	OT29-GW-2901-01092015	WATER	N	3 Days - A	9/1/2015	9/4/2015	9/4/2015
	OT29-GW-2902-01092015	WATER	N	3 Days - A	9/1/2015	9/4/2015	9/4/2015
	OT29-GW-2903-02092015	WATER	N	3 Days - A	9/2/2015	9/5/2015	9/5/2015
	OT29-GW-2904-01092015	WATER	N	3 Days - A	9/1/2015	9/4/2015	9/4/2015
SW9056	OT29-FD-2904-01092015	WATER	FD	17 Days - A	9/1/2015		9/18/2015
	OT29-FD-2904-01092015	WATER	FD	1 Days - A	9/1/2015		9/2/2015
	OT29-GW-2901-01092015	WATER	N	1 Days - A	9/1/2015		9/2/2015
	OT29-GW-2901-01092015	WATER	N	17 Days - A	9/1/2015		9/18/2015
	OT29-GW-2902-01092015	WATER	N	1 Days - A	9/1/2015		9/2/2015
	OT29-GW-2902-01092015	WATER	N	17 Days - A	9/1/2015		9/18/2015
	OT29-GW-2903-02092015	WATER	N	1 Days - A	9/2/2015		9/3/2015
	OT29-GW-2903-02092015	WATER	N	16 Days - A	9/2/2015		9/18/2015
	OT29-GW-2904-01092015	WATER	N	17 Days - A	9/1/2015		9/18/2015
	OT29-GW-2904-01092015	WATER	N	1 Days - A	9/1/2015		9/2/2015
SW9060	OT29-FD-2904-01092015	WATER	FD	8 Days - A	9/1/2015		9/9/2015
	OT29-GW-2901-01092015	WATER	N	8 Days - A	9/1/2015		9/9/2015
	OT29-GW-2902-01092015	WATER	N	8 Days - A	9/1/2015		9/9/2015
	OT29-GW-2903-02092015	WATER	N	7 Days - A	9/2/2015		9/9/2015
	OT29-GW-2904-01092015	WATER	N	8 Days - A	9/1/2015		9/9/2015

* Holding Time - Type 'A' = Analysis holding time, 'E' = Extraction holding time

QA/QC Type

N = Normal Environmental Sample
FD = Field Duplicate

Table 5. Trip and Method Blank Data Summary for Groundwater Samples for the Open Detonation Unit, Kirtland Air Force Base, September 2015

Method	Blank ID	Matrix	Blank Type*	SDG	Analyte	Analysis Date	Result	DL	LOD	LOQ	Flag	Units
A2320												
	MB 320-85300/6	WATER	LB	320-14711-1	Alkalinity	9/4/2015	5	5	5	5	U	MG/L
	MB 320-85300/6		LB	320-14711-1	Bicarbonate Alkalinity as CaCO3	9/4/2015	5	5	5	5	U	MG/L
	MB 320-85300/6		LB	320-14711-1	Carbonate Alkalinity as CaCO3	9/4/2015	5	5	5	5	U	MG/L
	MB 320-85300/6		LB	320-14711-1	Hydroxide Alkalinity	9/4/2015	5	5	5	5	U	MG/L
	MB 320-86044/5		LB	320-14711-1	Alkalinity	9/12/2015	5	5	5	5	U	MG/L
	MB 320-86044/5		LB	320-14737-1	Alkalinity	9/12/2015	5	5	5	5	U	MG/L
	MB 320-86044/5		LB	320-14711-1	Bicarbonate Alkalinity as CaCO3	9/12/2015	5	5	5	5	U	MG/L
	MB 320-86044/5		LB	320-14737-1	Bicarbonate Alkalinity as CaCO3	9/12/2015	5	5	5	5	U	MG/L
	MB 320-86044/5		LB	320-14737-1	Carbonate Alkalinity as CaCO3	9/12/2015	5	5	5	5	U	MG/L
	MB 320-86044/5		LB	320-14711-1	Carbonate Alkalinity as CaCO3	9/12/2015	5	5	5	5	U	MG/L
	MB 320-86044/5		LB	320-14737-1	Hydroxide Alkalinity	9/12/2015	5	5	5	5	U	MG/L
	MB 320-86044/5		LB	320-14711-1	Hydroxide Alkalinity	9/12/2015	5	5	5	5	U	MG/L
E350.1												
	MB 280-294573/109	WATER	LB	320-14737-1	Ammonia as N	9/11/2015	0.05	0.022	0.05	0.1	U	MG/L
	MB 280-294573/109		LB	320-14711-1	Ammonia as N	9/11/2015	0.05	0.022	0.05	0.1	U	MG/L
	MB 280-294573/61		LB	320-14711-1	Ammonia as N	9/11/2015	0.05	0.022	0.05	0.1	U	MG/L
EPA 7580												
	464629	WATER	LB	1524791	White Phosphorus	9/16/2015	0.05	0.016	0.05	0.1	U	UG/L
	464629		LB	1524605	White Phosphorus	9/16/2015	0.05	0.016	0.05	0.1	U	UG/L
	OT29-EB01-02092015		EB	1524791	White Phosphorus	9/16/2015	0.05	0.016	0.05	0.1	U	UG/L
SM2540C												
	MB 320-85333/1	WATER	LB	320-14711-1	Total Dissolved Solids	9/8/2015	11	5.4	10	10		MG/L
	MB 320-85489/1		LB	320-14737-1	Total Dissolved Solids	9/9/2015	10	5.4	10	10	U	MG/L
SW6010B												
	MB 320-86063/1-A	WATER	LB	320-14737-1	Boron	9/16/2015	0.05	0.021	0.05	0.1	U	MG/L
	MB 320-86063/1-A		LB	320-14711-1	Boron	9/16/2015	0.05	0.021	0.05	0.1	U	MG/L
	MB 320-86063/1-A		LB	320-14737-1	Calcium	9/16/2015	0.25	0.1	0.25	0.5	U	MG/L
	MB 320-86063/1-A		LB	320-14711-1	Calcium	9/16/2015	0.25	0.1	0.25	0.5	U	MG/L
	MB 320-86063/1-A		LB	320-14711-1	Magnesium	9/16/2015	0.1	0.04	0.1	0.5	U	MG/L
	MB 320-86063/1-A		LB	320-14737-1	Magnesium	9/16/2015	0.1	0.04	0.1	0.5	U	MG/L
	MB 320-86063/1-A		LB	320-14711-1	Sodium	9/16/2015	0.5	0.25	0.5	1	U	MG/L
	MB 320-86063/1-A		LB	320-14737-1	Sodium	9/16/2015	0.5	0.25	0.5	1	U	MG/L
	OT29-EB01-02092015		EB	320-14737-1	Boron	9/16/2015	0.05	0.021	0.05	0.1	U	MG/L

Table 5. Trip and Method Blank Data Summary for Groundwater Samples for the Open Detonation Unit, Kirtland Air Force Base, September 2015

Method	Blank ID	Matrix	Blank Type*	SDG	Analyte	Analysis Date	Result	DL	LOD	LOQ	Flag	Units
SW6010B												
	OT29-EB01-02092015	WATER	EB	320-14737-1	Calcium	9/16/2015	0.18	0.1	0.25	0.5	J	MG/L
	OT29-EB01-02092015		EB	320-14737-1	Magnesium	9/16/2015	0.04	0.04	0.1	0.5	J	MG/L
	OT29-EB01-02092015		EB	320-14737-1	Sodium	9/16/2015	0.46	0.25	0.5	1	J	MG/L
SW6020												
	MB 320-86064/1-A	WATER	LB	320-14737-1	Antimony	9/16/2015	0.004	0.002	0.004	0.006	U	MG/L
	MB 320-86064/1-A		LB	320-14711-1	Antimony	9/16/2015	0.004	0.002	0.004	0.006	U	MG/L
	MB 320-86064/1-A		LB	320-14737-1	Arsenic	9/16/2015	0.003	0.001	0.003	0.005	U	MG/L
	MB 320-86064/1-A		LB	320-14711-1	Arsenic	9/16/2015	0.003	0.001	0.003	0.005	U	MG/L
	MB 320-86064/1-A		LB	320-14737-1	Barium	9/16/2015	0.002	0.0005	0.002	0.003	U	MG/L
	MB 320-86064/1-A		LB	320-14711-1	Barium	9/16/2015	0.002	0.0005	0.002	0.003	U	MG/L
	MB 320-86064/1-A		LB	320-14737-1	Beryllium	9/16/2015	0.0005	0.0002	0.0005	0.001	U	MG/L
	MB 320-86064/1-A		LB	320-14711-1	Beryllium	9/16/2015	0.0005	0.0002	0.0005	0.001	U	MG/L
	MB 320-86064/1-A		LB	320-14737-1	Cadmium	9/16/2015	0.001	0.0005	0.001	0.0015	U	MG/L
	MB 320-86064/1-A		LB	320-14711-1	Cadmium	9/16/2015	0.001	0.0005	0.001	0.0015	U	MG/L
	MB 320-86064/1-A		LB	320-14711-1	Chromium	9/16/2015	0.0045	0.0015	0.0045	0.005	U	MG/L
	MB 320-86064/1-A		LB	320-14737-1	Chromium	9/16/2015	0.0045	0.0015	0.0045	0.005	U	MG/L
	MB 320-86064/1-A		LB	320-14711-1	Cobalt	9/16/2015	0.002	0.001	0.002	0.003	U	MG/L
	MB 320-86064/1-A		LB	320-14737-1	Cobalt	9/16/2015	0.002	0.001	0.002	0.003	U	MG/L
	MB 320-86064/1-A		LB	320-14711-1	Copper	9/16/2015	0.003	0.001	0.003	0.005	U	MG/L
	MB 320-86064/1-A		LB	320-14737-1	Copper	9/16/2015	0.003	0.001	0.003	0.005	U	MG/L
	MB 320-86064/1-A		LB	320-14711-1	Iron	9/16/2015	0.05	0.025	0.05	0.1	U	MG/L
	MB 320-86064/1-A		LB	320-14737-1	Iron	9/16/2015	0.05	0.025	0.05	0.1	U	MG/L
	MB 320-86064/1-A		LB	320-14711-1	Lead	9/16/2015	0.0012	0.0006	0.0012	0.002	U	MG/L
	MB 320-86064/1-A		LB	320-14737-1	Lead	9/16/2015	0.0012	0.0006	0.0012	0.002	U	MG/L
	MB 320-86064/1-A		LB	320-14711-1	Lithium	9/16/2015	0.015	0.006	0.015	0.015	U	MG/L
	MB 320-86064/1-A		LB	320-14737-1	Lithium	9/16/2015	0.015	0.006	0.015	0.015	U	MG/L
	MB 320-86064/1-A		LB	320-14711-1	Manganese	9/16/2015	0.005	0.002	0.005	0.008	U	MG/L
	MB 320-86064/1-A		LB	320-14737-1	Manganese	9/16/2015	0.005	0.002	0.005	0.008	U	MG/L
	MB 320-86064/1-A		LB	320-14711-1	Molybdenum	9/16/2015	0.002	0.001	0.002	0.003	U	MG/L
	MB 320-86064/1-A		LB	320-14737-1	Molybdenum	9/16/2015	0.002	0.001	0.002	0.003	U	MG/L
	MB 320-86064/1-A		LB	320-14737-1	Nickel	9/16/2015	0.002	0.001	0.002	0.003	U	MG/L
	MB 320-86064/1-A		LB	320-14711-1	Nickel	9/16/2015	0.002	0.001	0.002	0.003	U	MG/L
	MB 320-86064/1-A		LB	320-14737-1	Potassium	9/16/2015	0.1	0.025	0.1	0.12	U	MG/L

Table 5. Trip and Method Blank Data Summary for Groundwater Samples for the Open Detonation Unit, Kirtland Air Force Base, September 2015

Method	Blank ID	Matrix	Blank Type*	SDG	Analyte	Analysis Date	Result	DL	LOD	LOQ	Flag	Units
SW6020												
	MB 320-86064/1-A	WATER	LB	320-14711-1	Potassium	9/16/2015	0.1	0.025	0.1	0.12	U	MG/L
	MB 320-86064/1-A		LB	320-14711-1	Selenium	9/16/2015	0.002	0.001	0.002	0.003	U	MG/L
	MB 320-86064/1-A		LB	320-14737-1	Selenium	9/16/2015	0.002	0.001	0.002	0.003	U	MG/L
	MB 320-86064/1-A		LB	320-14737-1	Silver	9/16/2015	0.0006	0.0003	0.0006	0.001	U	MG/L
	MB 320-86064/1-A		LB	320-14711-1	Silver	9/16/2015	0.0006	0.0003	0.0006	0.001	U	MG/L
	MB 320-86064/1-A		LB	320-14737-1	Strontium	9/16/2015	0.004	0.002	0.004	0.005	U	MG/L
	MB 320-86064/1-A		LB	320-14711-1	Strontium	9/16/2015	0.004	0.002	0.004	0.005	U	MG/L
	MB 320-86064/1-A		LB	320-14711-1	Thallium	9/16/2015	0.001	0.0005	0.001	0.0015	U	MG/L
	MB 320-86064/1-A		LB	320-14737-1	Thallium	9/16/2015	0.001	0.0005	0.001	0.0015	U	MG/L
	MB 320-86064/1-A		LB	320-14711-1	Tin	9/16/2015	0.03	0.012	0.03	0.05	U	MG/L
	MB 320-86064/1-A		LB	320-14737-1	Tin	9/16/2015	0.03	0.012	0.03	0.05	U	MG/L
	MB 320-86064/1-A		LB	320-14711-1	Vanadium	9/16/2015	0.012	0.006	0.012	0.02	U	MG/L
	MB 320-86064/1-A		LB	320-14737-1	Vanadium	9/16/2015	0.012	0.006	0.012	0.02	U	MG/L
	MB 320-86064/1-A		LB	320-14711-1	Zinc	9/16/2015	0.0184	0.004	0.012	0.02	J	MG/L
	MB 320-86064/1-A		LB	320-14737-1	Zinc	9/16/2015	0.0184	0.004	0.012	0.02	J	MG/L
	OT29-EB01-02092015		EB	320-14737-1	Antimony	9/16/2015	0.004	0.002	0.004	0.006	U	MG/L
	OT29-EB01-02092015		EB	320-14737-1	Arsenic	9/16/2015	0.003	0.001	0.003	0.005	U	MG/L
	OT29-EB01-02092015		EB	320-14737-1	Barium	9/16/2015	0.002	0.0005	0.002	0.003	U	MG/L
	OT29-EB01-02092015		EB	320-14737-1	Beryllium	9/16/2015	0.0005	0.0002	0.0005	0.001	U	MG/L
	OT29-EB01-02092015		EB	320-14737-1	Cadmium	9/16/2015	0.001	0.0005	0.001	0.0015	U	MG/L
	OT29-EB01-02092015		EB	320-14737-1	Chromium	9/16/2015	0.0045	0.0015	0.0045	0.005	U	MG/L
	OT29-EB01-02092015		EB	320-14737-1	Cobalt	9/16/2015	0.002	0.001	0.002	0.003	U	MG/L
	OT29-EB01-02092015		EB	320-14737-1	Copper	9/16/2015	0.003	0.001	0.003	0.005	U	MG/L
	OT29-EB01-02092015		EB	320-14737-1	Iron	9/16/2015	0.05	0.025	0.05	0.1	U	MG/L
	OT29-EB01-02092015		EB	320-14737-1	Lead	9/16/2015	0.0012	0.0006	0.0012	0.002	U	MG/L
	OT29-EB01-02092015		EB	320-14737-1	Lithium	9/16/2015	0.015	0.006	0.015	0.015	U	MG/L
	OT29-EB01-02092015		EB	320-14737-1	Manganese	9/16/2015	0.005	0.002	0.005	0.008	U	MG/L
	OT29-EB01-02092015		EB	320-14737-1	Molybdenum	9/16/2015	0.002	0.001	0.002	0.003	U	MG/L
	OT29-EB01-02092015		EB	320-14737-1	Nickel	9/16/2015	0.002	0.001	0.002	0.003	U	MG/L
	OT29-EB01-02092015		EB	320-14737-1	Potassium	9/16/2015	0.1	0.025	0.1	0.12	U	MG/L
	OT29-EB01-02092015		EB	320-14737-1	Selenium	9/16/2015	0.002	0.001	0.002	0.003	U	MG/L
	OT29-EB01-02092015		EB	320-14737-1	Silver	9/16/2015	0.0006	0.0003	0.0006	0.001	U	MG/L
	OT29-EB01-02092015		EB	320-14737-1	Strontium	9/16/2015	0.004	0.002	0.004	0.005	U	MG/L

Table 5. Trip and Method Blank Data Summary for Groundwater Samples for the Open Detonation Unit, Kirtland Air Force Base, September 2015

Method	Blank ID	Matrix	Blank Type*	SDG	Analyte	Analysis Date	Result	DL	LOD	LOQ	Flag	Units
SW6020												
	OT29-EB01-02092015	WATER	EB	320-14737-1	Thallium	9/16/2015	0.001	0.0005	0.001	0.0015	U	MG/L
	OT29-EB01-02092015		EB	320-14737-1	Tin	9/16/2015	0.03	0.012	0.03	0.05	U	MG/L
	OT29-EB01-02092015		EB	320-14737-1	Vanadium	9/16/2015	0.012	0.006	0.012	0.02	U	MG/L
	OT29-EB01-02092015		EB	320-14737-1	Zinc	9/16/2015	0.012	0.004	0.012	0.02	U	MG/L
SW6850												
	MB 320-85200/1-A	WATER	LB	320-14737-1	Perchlorate	9/8/2015	0.25	0.082	0.25	0.5	U	UG/L
	MB 320-85200/1-A		LB	320-14711-1	Perchlorate	9/8/2015	0.25	0.082	0.25	0.5	U	UG/L
	OT29-EB01-02092015		EB	320-14737-1	Perchlorate	9/9/2015	0.25	0.082	0.25	0.5	U	UG/L
SW7470A												
	MB 320-85957/11-A	WATER	LB	320-14711-1	Mercury	9/14/2015	0.0001	0.0001	0.0001	0.0002	U	MG/L
	MB 320-85957/11-A		LB	320-14737-1	Mercury	9/14/2015	0.0001	0.0001	0.0001	0.0002	U	MG/L
	OT29-EB01-02092015		EB	320-14737-1	Mercury	9/14/2015	0.0001	0.0001	0.0001	0.0002	U	MG/L
SW8011												
	MB 680-399879/3-A	WATER	LB	320-14737-1	1,2,3-Trichloropropane	9/8/2015	0.09	0.09	0.09	0.2	U	UG/L
	MB 680-399879/3-A		LB	320-14711-1	1,2,3-Trichloropropane	9/8/2015	0.09	0.09	0.09	0.2	U	UG/L
	MB 680-399879/3-A		LB	320-14711-1	1,2-Dibromo-3-Chloropropane	9/8/2015	0.005	0.005	0.005	0.02	U	UG/L
	MB 680-399879/3-A		LB	320-14737-1	1,2-Dibromo-3-Chloropropane	9/8/2015	0.005	0.005	0.005	0.02	U	UG/L
	MB 680-399879/3-A		LB	320-14737-1	1,2-Dibromoethane (EDB)	9/8/2015	0.005	0.0022	0.005	0.02	U	UG/L
	MB 680-399879/3-A		LB	320-14711-1	1,2-Dibromoethane (EDB)	9/8/2015	0.005	0.0022	0.005	0.02	U	UG/L
	OT29-EB01-02092015		EB	320-14737-1	1,2,3-Trichloropropane	9/8/2015	0.088	0.088	0.088	0.19	U	UG/L
	OT29-EB01-02092015		EB	320-14737-1	1,2-Dibromo-3-Chloropropane	9/8/2015	0.0049	0.0049	0.0049	0.019	U	UG/L
	OT29-EB01-02092015		EB	320-14737-1	1,2-Dibromoethane (EDB)	9/8/2015	0.0049	0.0021	0.0049	0.019	U	UG/L
SW8260B												
	MB 320-84885/6	WATER	LB	320-14711-1	1,1,1-Trichloroethane	9/2/2015	0.4	0.19	0.4	1	U	UG/L
	MB 320-84885/6		LB	320-14711-1	1,1,2,2-Tetrachloroethane	9/2/2015	0.4	0.15	0.4	1	U	UG/L
	MB 320-84885/6		LB	320-14711-1	1,1,2-Trichloro-1,2,2-trifluoroethane	9/2/2015	1	0.25	1	2	U	UG/L
	MB 320-84885/6		LB	320-14711-1	1,1,2-Trichloroethane	9/2/2015	0.8	0.31	0.8	1	U	UG/L
	MB 320-84885/6		LB	320-14711-1	1,1-Dichloroethane	9/2/2015	0.4	0.15	0.4	1	U	UG/L
	MB 320-84885/6		LB	320-14711-1	1,1-Dichloroethene	9/2/2015	0.4	0.14	0.4	1	U	UG/L
	MB 320-84885/6		LB	320-14711-1	1,2,3-Trichlorobenzene	9/2/2015	0.4	0.14	0.4	1	U	UG/L
	MB 320-84885/6		LB	320-14711-1	1,2,4-Trichlorobenzene	9/2/2015	0.4	0.1	0.4	1	U	UG/L
	MB 320-84885/6		LB	320-14711-1	1,2,4-Trimethylbenzene	9/2/2015	0.4	0.12	0.4	1	U	UG/L
	MB 320-84885/6		LB	320-14711-1	1,2-Dichlorobenzene	9/2/2015	0.4	0.14	0.4	1	U	UG/L

Table 5. Trip and Method Blank Data Summary for Groundwater Samples for the Open Detonation Unit, Kirtland Air Force Base, September 2015

Method	Blank ID	Matrix	Blank Type*	SDG	Analyte	Analysis Date	Result	DL	LOD	LOQ	Flag	Units
SW8260B												
	MB 320-84885/6	WATER	LB	320-14711-1	1,2-Dichloroethane	9/2/2015	0.5	0.22	0.5	1	U	UG/L
	MB 320-84885/6		LB	320-14711-1	1,2-Dichloropropane	9/2/2015	0.4	0.15	0.4	1	U	UG/L
	MB 320-84885/6		LB	320-14711-1	1,3,5-Trimethylbenzene	9/2/2015	0.4	0.14	0.4	1	U	UG/L
	MB 320-84885/6		LB	320-14711-1	1,3-Dichlorobenzene	9/2/2015	0.4	0.11	0.4	1	U	UG/L
	MB 320-84885/6		LB	320-14711-1	1,4-Dichlorobenzene	9/2/2015	0.4	0.13	0.4	1	U	UG/L
	MB 320-84885/6		LB	320-14711-1	2-Butanone (MEK)	9/2/2015	0.8	0.35	0.8	2	U	UG/L
	MB 320-84885/6		LB	320-14711-1	2-Hexanone	9/2/2015	0.4	0.17	0.4	2	U	UG/L
	MB 320-84885/6		LB	320-14711-1	4-Methyl-2-pentanone (MIBK)	9/2/2015	0.4	0.18	0.4	2	U	UG/L
	MB 320-84885/6		LB	320-14711-1	Acetone	9/2/2015	5	2.1	5	10	U	UG/L
	MB 320-84885/6		LB	320-14711-1	Benzene	9/2/2015	0.4	0.13	0.4	1	U	UG/L
	MB 320-84885/6		LB	320-14711-1	Bromochloromethane	9/2/2015	0.4	0.14	0.4	1	U	UG/L
	MB 320-84885/6		LB	320-14711-1	Bromodichloromethane	9/2/2015	0.4	0.14	0.4	1	U	UG/L
	MB 320-84885/6		LB	320-14711-1	Bromoform	9/2/2015	0.4	0.1	0.4	1	U	UG/L
	MB 320-84885/6		LB	320-14711-1	Bromomethane	9/2/2015	0.8	0.29	0.8	1	U	UG/L
	MB 320-84885/6		LB	320-14711-1	Carbon disulfide	9/2/2015	0.4	0.16	0.4	2	U	UG/L
	MB 320-84885/6		LB	320-14711-1	Carbon tetrachloride	9/2/2015	0.4	0.15	0.4	1	U	UG/L
	MB 320-84885/6		LB	320-14711-1	Chlorobenzene	9/2/2015	0.4	0.12	0.4	1	U	UG/L
	MB 320-84885/6		LB	320-14711-1	Chloroethane	9/2/2015	0.8	0.34	0.8	1	U	UG/L
	MB 320-84885/6		LB	320-14711-1	Chloroform	9/2/2015	0.4	0.12	0.4	1	U	UG/L
	MB 320-84885/6		LB	320-14711-1	Chloromethane	9/2/2015	0.8	0.25	0.8	1	U	UG/L
	MB 320-84885/6		LB	320-14711-1	cis-1,2-Dichloroethene	9/2/2015	0.4	0.1	0.4	1	U	UG/L
	MB 320-84885/6		LB	320-14711-1	cis-1,3-Dichloropropene	9/2/2015	0.8	0.22	0.8	1	U	UG/L
	MB 320-84885/6		LB	320-14711-1	Cyclohexane TIC	9/2/2015	1	1	1	10	U	UG/L
	MB 320-84885/6		LB	320-14711-1	Dibromochloromethane	9/2/2015	0.4	0.13	0.4	1	U	UG/L
	MB 320-84885/6		LB	320-14711-1	Dichlorodifluoromethane	9/2/2015	0.4	0.16	0.4	1	U	UG/L
	MB 320-84885/6		LB	320-14711-1	Ethylbenzene	9/2/2015	0.4	0.15	0.4	1	U	UG/L
	MB 320-84885/6		LB	320-14711-1	Isopropylbenzene	9/2/2015	0.4	0.12	0.4	1	U	UG/L
	MB 320-84885/6		LB	320-14711-1	Methyl Acetate TIC	9/2/2015	1	1	1	10	U	UG/L
	MB 320-84885/6		LB	320-14711-1	Methyl cyclohexane TIC	9/2/2015	1	1	1	10	U	UG/L
	MB 320-84885/6		LB	320-14711-1	Methyl tert-butyl ether	9/2/2015	0.4	0.19	0.4	2	U	UG/L
	MB 320-84885/6		LB	320-14711-1	Methylene Chloride	9/2/2015	0.8	0.35	0.8	1	U	UG/L
	MB 320-84885/6		LB	320-14711-1	m-Xylene & p-Xylene	9/2/2015	0.4	0.18	0.4	1	U	UG/L
	MB 320-84885/6		LB	320-14711-1	Naphthalene	9/2/2015	0.4	0.15	0.4	1	U	UG/L

Table 5. Trip and Method Blank Data Summary for Groundwater Samples for the Open Detonation Unit, Kirtland Air Force Base, September 2015

Method	Blank ID	Matrix	Blank Type*	SDG	Analyte	Analysis Date	Result	DL	LOD	LOQ	Flag	Units
SW8260B												
	MB 320-84885/6	WATER	LB	320-14711-1	o-Xylene	9/2/2015	0.4	0.1	0.4	1	U	UG/L
	MB 320-84885/6		LB	320-14711-1	Styrene	9/2/2015	0.4	0.15	0.4	1	U	UG/L
	MB 320-84885/6		LB	320-14711-1	Tetrachloroethene	9/2/2015	0.4	0.15	0.4	1	U	UG/L
	MB 320-84885/6		LB	320-14711-1	Toluene	9/2/2015	0.8	0.25	0.8	1	U	UG/L
	MB 320-84885/6		LB	320-14711-1	trans-1,2-Dichloroethene	9/2/2015	0.4	0.11	0.4	1	U	UG/L
	MB 320-84885/6		LB	320-14711-1	trans-1,3-Dichloropropene	9/2/2015	0.4	0.15	0.4	1	U	UG/L
	MB 320-84885/6		LB	320-14711-1	Trichloroethene	9/2/2015	0.4	0.13	0.4	1	U	UG/L
	MB 320-84885/6		LB	320-14711-1	Trichlorofluoromethane	9/2/2015	0.8	0.23	0.8	1	U	UG/L
	MB 320-84885/6		LB	320-14711-1	Vinyl chloride	9/2/2015	0.8	0.22	0.8	1	U	UG/L
	MB 320-85079/6		LB	320-14737-1	1,1,1-Trichloroethane	9/3/2015	0.4	0.19	0.4	1	U	UG/L
	MB 320-85079/6		LB	320-14737-1	1,1,2,2-Tetrachloroethane	9/3/2015	0.4	0.15	0.4	1	U	UG/L
	MB 320-85079/6		LB	320-14737-1	1,1,2-Trichloro-1,2,2-trifluoroethane	9/3/2015	1	0.25	1	2	U	UG/L
	MB 320-85079/6		LB	320-14737-1	1,1,2-Trichloroethane	9/3/2015	0.8	0.31	0.8	1	U	UG/L
	MB 320-85079/6		LB	320-14737-1	1,1-Dichloroethane	9/3/2015	0.4	0.15	0.4	1	U	UG/L
	MB 320-85079/6		LB	320-14737-1	1,1-Dichloroethene	9/3/2015	0.4	0.14	0.4	1	U	UG/L
	MB 320-85079/6		LB	320-14737-1	1,2,3-Trichlorobenzene	9/3/2015	0.4	0.14	0.4	1	U	UG/L
	MB 320-85079/6		LB	320-14737-1	1,2,4-Trichlorobenzene	9/3/2015	0.4	0.1	0.4	1	U	UG/L
	MB 320-85079/6		LB	320-14737-1	1,2,4-Trimethylbenzene	9/3/2015	0.4	0.12	0.4	1	U	UG/L
	MB 320-85079/6		LB	320-14737-1	1,2-Dichlorobenzene	9/3/2015	0.4	0.14	0.4	1	U	UG/L
	MB 320-85079/6		LB	320-14737-1	1,2-Dichloroethane	9/3/2015	0.5	0.22	0.5	1	U	UG/L
	MB 320-85079/6		LB	320-14737-1	1,2-Dichloropropane	9/3/2015	0.4	0.15	0.4	1	U	UG/L
	MB 320-85079/6		LB	320-14737-1	1,3,5-Trimethylbenzene	9/3/2015	0.4	0.14	0.4	1	U	UG/L
	MB 320-85079/6		LB	320-14737-1	1,3-Dichlorobenzene	9/3/2015	0.4	0.11	0.4	1	U	UG/L
	MB 320-85079/6		LB	320-14737-1	1,4-Dichlorobenzene	9/3/2015	0.4	0.13	0.4	1	U	UG/L
	MB 320-85079/6		LB	320-14737-1	2-Butanone (MEK)	9/3/2015	0.8	0.35	0.8	2	U	UG/L
	MB 320-85079/6		LB	320-14737-1	2-Hexanone	9/3/2015	0.4	0.17	0.4	2	U	UG/L
	MB 320-85079/6		LB	320-14737-1	4-Methyl-2-pentanone (MIBK)	9/3/2015	0.4	0.18	0.4	2	U	UG/L
	MB 320-85079/6		LB	320-14737-1	Acetone	9/3/2015	5	2.1	5	10	U	UG/L
	MB 320-85079/6		LB	320-14737-1	Benzene	9/3/2015	0.4	0.13	0.4	1	U	UG/L
	MB 320-85079/6		LB	320-14737-1	Bromochloromethane	9/3/2015	0.4	0.14	0.4	1	U	UG/L
	MB 320-85079/6		LB	320-14737-1	Bromodichloromethane	9/3/2015	0.4	0.14	0.4	1	U	UG/L
	MB 320-85079/6		LB	320-14737-1	Bromoform	9/3/2015	0.4	0.1	0.4	1	U	UG/L
	MB 320-85079/6		LB	320-14737-1	Bromomethane	9/3/2015	0.8	0.29	0.8	1	U	UG/L

Table 5. Trip and Method Blank Data Summary for Groundwater Samples for the Open Detonation Unit, Kirtland Air Force Base, September 2015

Method	Blank ID	Matrix	Blank Type*	SDG	Analyte	Analysis Date	Result	DL	LOD	LOQ	Flag	Units
SW8260B												
	MB 320-85079/6	WATER	LB	320-14737-1	Carbon disulfide	9/3/2015	0.4	0.16	0.4	2	U	UG/L
	MB 320-85079/6		LB	320-14737-1	Carbon tetrachloride	9/3/2015	0.4	0.15	0.4	1	U	UG/L
	MB 320-85079/6		LB	320-14737-1	Chlorobenzene	9/3/2015	0.4	0.12	0.4	1	U	UG/L
	MB 320-85079/6		LB	320-14737-1	Chloroethane	9/3/2015	0.8	0.34	0.8	1	U	UG/L
	MB 320-85079/6		LB	320-14737-1	Chloroform	9/3/2015	0.4	0.12	0.4	1	U	UG/L
	MB 320-85079/6		LB	320-14737-1	Chloromethane	9/3/2015	0.8	0.25	0.8	1	U	UG/L
	MB 320-85079/6		LB	320-14737-1	cis-1,2-Dichloroethene	9/3/2015	0.4	0.1	0.4	1	U	UG/L
	MB 320-85079/6		LB	320-14737-1	cis-1,3-Dichloropropene	9/3/2015	0.8	0.22	0.8	1	U	UG/L
	MB 320-85079/6		LB	320-14737-1	Cyclohexane TIC	9/3/2015	1	1	1	10	U	UG/L
	MB 320-85079/6		LB	320-14737-1	Dibromochloromethane	9/3/2015	0.4	0.13	0.4	1	U	UG/L
	MB 320-85079/6		LB	320-14737-1	Dichlorodifluoromethane	9/3/2015	0.4	0.16	0.4	1	U	UG/L
	MB 320-85079/6		LB	320-14737-1	Ethylbenzene	9/3/2015	0.4	0.15	0.4	1	U	UG/L
	MB 320-85079/6		LB	320-14737-1	Isopropylbenzene	9/3/2015	0.4	0.12	0.4	1	U	UG/L
	MB 320-85079/6		LB	320-14737-1	Methyl Acetate TIC	9/3/2015	1	1	1	10	U	UG/L
	MB 320-85079/6		LB	320-14737-1	Methyl cyclohexane TIC	9/3/2015	1	1	1	10	U	UG/L
	MB 320-85079/6		LB	320-14737-1	Methyl tert-butyl ether	9/3/2015	0.4	0.19	0.4	2	U	UG/L
	MB 320-85079/6		LB	320-14737-1	Methylene Chloride	9/3/2015	0.8	0.35	0.8	1	U	UG/L
	MB 320-85079/6		LB	320-14737-1	m-Xylene & p-Xylene	9/3/2015	0.4	0.18	0.4	1	U	UG/L
	MB 320-85079/6		LB	320-14737-1	Naphthalene	9/3/2015	0.4	0.15	0.4	1	U	UG/L
	MB 320-85079/6		LB	320-14737-1	o-Xylene	9/3/2015	0.4	0.1	0.4	1	U	UG/L
	MB 320-85079/6		LB	320-14737-1	Styrene	9/3/2015	0.4	0.15	0.4	1	U	UG/L
	MB 320-85079/6		LB	320-14737-1	Tetrachloroethene	9/3/2015	0.4	0.15	0.4	1	U	UG/L
	MB 320-85079/6		LB	320-14737-1	Toluene	9/3/2015	0.8	0.25	0.8	1	U	UG/L
	MB 320-85079/6		LB	320-14737-1	trans-1,2-Dichloroethene	9/3/2015	0.4	0.11	0.4	1	U	UG/L
	MB 320-85079/6		LB	320-14737-1	trans-1,3-Dichloropropene	9/3/2015	0.4	0.15	0.4	1	U	UG/L
	MB 320-85079/6		LB	320-14737-1	Trichloroethene	9/3/2015	0.4	0.13	0.4	1	U	UG/L
	MB 320-85079/6		LB	320-14737-1	Trichlorofluoromethane	9/3/2015	0.8	0.23	0.8	1	U	UG/L
	MB 320-85079/6		LB	320-14737-1	Vinyl chloride	9/3/2015	0.8	0.22	0.8	1	U	UG/L
	OT29-EB01-02092015		EB	320-14737-1	1,1,1-Trichloroethane	9/3/2015	0.4	0.19	0.4	1	U	UG/L
	OT29-EB01-02092015		EB	320-14737-1	1,1,2,2-Tetrachloroethane	9/3/2015	0.4	0.15	0.4	1	U	UG/L
	OT29-EB01-02092015		EB	320-14737-1	1,1,2-Trichloro-1,2,2-trifluoroethane	9/3/2015	1	0.25	1	2	U	UG/L
	OT29-EB01-02092015		EB	320-14737-1	1,1,2-Trichloroethane	9/3/2015	0.8	0.31	0.8	1	U	UG/L
	OT29-EB01-02092015		EB	320-14737-1	1,1-Dichloroethane	9/3/2015	0.4	0.15	0.4	1	U	UG/L

Table 5. Trip and Method Blank Data Summary for Groundwater Samples for the Open Detonation Unit, Kirtland Air Force Base, September 2015

Method	Blank ID	Matrix	Blank Type*	SDG	Analyte	Analysis Date	Result	DL	LOD	LOQ	Flag	Units
SW8260B												
	OT29-EB01-02092015	WATER	EB	320-14737-1	1,1-Dichloroethene	9/3/2015	0.4	0.14	0.4	1	U	UG/L
	OT29-EB01-02092015		EB	320-14737-1	1,2,3-Trichlorobenzene	9/3/2015	0.4	0.14	0.4	1	U	UG/L
	OT29-EB01-02092015		EB	320-14737-1	1,2,4-Trichlorobenzene	9/3/2015	0.4	0.1	0.4	1	U	UG/L
	OT29-EB01-02092015		EB	320-14737-1	1,2,4-Trimethylbenzene	9/3/2015	0.4	0.12	0.4	1	U	UG/L
	OT29-EB01-02092015		EB	320-14737-1	1,2-Dichlorobenzene	9/3/2015	0.4	0.14	0.4	1	U	UG/L
	OT29-EB01-02092015		EB	320-14737-1	1,2-Dichloroethane	9/3/2015	0.5	0.22	0.5	1	U	UG/L
	OT29-EB01-02092015		EB	320-14737-1	1,2-Dichloropropane	9/3/2015	0.4	0.15	0.4	1	U	UG/L
	OT29-EB01-02092015		EB	320-14737-1	1,3,5-Trimethylbenzene	9/3/2015	0.4	0.14	0.4	1	U	UG/L
	OT29-EB01-02092015		EB	320-14737-1	1,3-Dichlorobenzene	9/3/2015	0.4	0.11	0.4	1	U	UG/L
	OT29-EB01-02092015		EB	320-14737-1	1,4-Dichlorobenzene	9/3/2015	0.4	0.13	0.4	1	U	UG/L
	OT29-EB01-02092015		EB	320-14737-1	2-Butanone (MEK)	9/3/2015	0.88	0.35	0.8	2	J	UG/L
	OT29-EB01-02092015		EB	320-14737-1	2-Hexanone	9/3/2015	0.4	0.17	0.4	2	U	UG/L
	OT29-EB01-02092015		EB	320-14737-1	4-Methyl-2-pentanone (MIBK)	9/3/2015	0.4	0.18	0.4	2	U	UG/L
	OT29-EB01-02092015		EB	320-14737-1	Acetone	9/3/2015	32	2.1	5	10		UG/L
	OT29-EB01-02092015		EB	320-14737-1	Benzene	9/3/2015	0.4	0.13	0.4	1	U	UG/L
	OT29-EB01-02092015		EB	320-14737-1	Bromochloromethane	9/3/2015	0.4	0.14	0.4	1	U	UG/L
	OT29-EB01-02092015		EB	320-14737-1	Bromodichloromethane	9/3/2015	0.4	0.14	0.4	1	U	UG/L
	OT29-EB01-02092015		EB	320-14737-1	Bromoform	9/3/2015	0.4	0.1	0.4	1	U	UG/L
	OT29-EB01-02092015		EB	320-14737-1	Bromomethane	9/3/2015	0.8	0.29	0.8	1	U	UG/L
	OT29-EB01-02092015		EB	320-14737-1	Carbon disulfide	9/3/2015	0.4	0.16	0.4	2	U	UG/L
	OT29-EB01-02092015		EB	320-14737-1	Carbon tetrachloride	9/3/2015	0.4	0.15	0.4	1	U	UG/L
	OT29-EB01-02092015		EB	320-14737-1	Chlorobenzene	9/3/2015	0.4	0.12	0.4	1	U	UG/L
	OT29-EB01-02092015		EB	320-14737-1	Chloroethane	9/3/2015	0.8	0.34	0.8	1	U	UG/L
	OT29-EB01-02092015		EB	320-14737-1	Chloroform	9/3/2015	0.4	0.12	0.4	1	U	UG/L
	OT29-EB01-02092015		EB	320-14737-1	Chloromethane	9/3/2015	0.8	0.25	0.8	1	U	UG/L
	OT29-EB01-02092015		EB	320-14737-1	cis-1,2-Dichloroethene	9/3/2015	0.4	0.1	0.4	1	U	UG/L
	OT29-EB01-02092015		EB	320-14737-1	cis-1,3-Dichloropropene	9/3/2015	0.8	0.22	0.8	1	U	UG/L
	OT29-EB01-02092015		EB	320-14737-1	Cyclohexane TIC	9/3/2015	1	1	1	10	U	UG/L
	OT29-EB01-02092015		EB	320-14737-1	Dibromochloromethane	9/3/2015	0.4	0.13	0.4	1	U	UG/L
	OT29-EB01-02092015		EB	320-14737-1	Dichlorodifluoromethane	9/3/2015	0.4	0.16	0.4	1	U	UG/L
	OT29-EB01-02092015		EB	320-14737-1	Ethylbenzene	9/3/2015	0.4	0.15	0.4	1	U	UG/L
	OT29-EB01-02092015		EB	320-14737-1	Isopropylbenzene	9/3/2015	0.4	0.12	0.4	1	U	UG/L
	OT29-EB01-02092015		EB	320-14737-1	Methyl Acetate TIC	9/3/2015	1	1	1	10	U	UG/L

Table 5. Trip and Method Blank Data Summary for Groundwater Samples for the Open Detonation Unit, Kirtland Air Force Base, September 2015

Method	Blank ID	Matrix	Blank Type*	SDG	Analyte	Analysis Date	Result	DL	LOD	LOQ	Flag	Units
SW8260B												
	OT29-EB01-02092015	WATER	EB	320-14737-1	Methyl cyclohexane TIC	9/3/2015	1	1	1	10	U	UG/L
	OT29-EB01-02092015		EB	320-14737-1	Methyl tert-butyl ether	9/3/2015	0.4	0.19	0.4	2	U	UG/L
	OT29-EB01-02092015		EB	320-14737-1	Methylene Chloride	9/3/2015	0.8	0.35	0.8	1	U	UG/L
	OT29-EB01-02092015		EB	320-14737-1	m-Xylene & p-Xylene	9/3/2015	0.4	0.18	0.4	1	U	UG/L
	OT29-EB01-02092015		EB	320-14737-1	Naphthalene	9/3/2015	0.4	0.15	0.4	1	U	UG/L
	OT29-EB01-02092015		EB	320-14737-1	o-Xylene	9/3/2015	0.4	0.1	0.4	1	U	UG/L
	OT29-EB01-02092015		EB	320-14737-1	Styrene	9/3/2015	0.4	0.15	0.4	1	U	UG/L
	OT29-EB01-02092015		EB	320-14737-1	Tetrachloroethene	9/3/2015	0.4	0.15	0.4	1	U	UG/L
	OT29-EB01-02092015		EB	320-14737-1	Toluene	9/3/2015	0.8	0.25	0.8	1	U	UG/L
	OT29-EB01-02092015		EB	320-14737-1	trans-1,2-Dichloroethene	9/3/2015	0.4	0.11	0.4	1	U	UG/L
	OT29-EB01-02092015		EB	320-14737-1	trans-1,3-Dichloropropene	9/3/2015	0.4	0.15	0.4	1	U	UG/L
	OT29-EB01-02092015		EB	320-14737-1	Trichloroethene	9/3/2015	0.4	0.13	0.4	1	U	UG/L
	OT29-EB01-02092015		EB	320-14737-1	Trichlorofluoromethane	9/3/2015	0.8	0.23	0.8	1	U	UG/L
	OT29-EB01-02092015		EB	320-14737-1	Vinyl chloride	9/3/2015	0.8	0.22	0.8	1	U	UG/L
	TB-01-01092015		TB	320-14711-1	1,1,1-Trichloroethane	9/2/2015	0.4	0.19	0.4	1	U	UG/L
	TB-01-01092015		TB	320-14711-1	1,1,2,2-Tetrachloroethane	9/2/2015	0.4	0.15	0.4	1	U	UG/L
	TB-01-01092015		TB	320-14711-1	1,1,2-Trichloro-1,2,2-trifluoroethane	9/2/2015	1	0.25	1	2	U	UG/L
	TB-01-01092015		TB	320-14711-1	1,1,2-Trichloroethane	9/2/2015	0.8	0.31	0.8	1	U	UG/L
	TB-01-01092015		TB	320-14711-1	1,1-Dichloroethane	9/2/2015	0.4	0.15	0.4	1	U	UG/L
	TB-01-01092015		TB	320-14711-1	1,1-Dichloroethene	9/2/2015	0.4	0.14	0.4	1	U	UG/L
	TB-01-01092015		TB	320-14711-1	1,2,3-Trichlorobenzene	9/2/2015	0.4	0.14	0.4	1	U	UG/L
	TB-01-01092015		TB	320-14711-1	1,2,4-Trichlorobenzene	9/2/2015	0.4	0.1	0.4	1	U	UG/L
	TB-01-01092015		TB	320-14711-1	1,2,4-Trimethylbenzene	9/2/2015	0.4	0.12	0.4	1	U	UG/L
	TB-01-01092015		TB	320-14711-1	1,2-Dichlorobenzene	9/2/2015	0.4	0.14	0.4	1	U	UG/L
	TB-01-01092015		TB	320-14711-1	1,2-Dichloroethane	9/2/2015	0.5	0.22	0.5	1	U	UG/L
	TB-01-01092015		TB	320-14711-1	1,2-Dichloropropane	9/2/2015	0.4	0.15	0.4	1	U	UG/L
	TB-01-01092015		TB	320-14711-1	1,3,5-Trimethylbenzene	9/2/2015	0.4	0.14	0.4	1	U	UG/L
	TB-01-01092015		TB	320-14711-1	1,3-Dichlorobenzene	9/2/2015	0.4	0.11	0.4	1	U	UG/L
	TB-01-01092015		TB	320-14711-1	1,4-Dichlorobenzene	9/2/2015	0.4	0.13	0.4	1	U	UG/L
	TB-01-01092015		TB	320-14711-1	2-Butanone (MEK)	9/2/2015	0.8	0.35	0.8	2	U	UG/L
	TB-01-01092015		TB	320-14711-1	2-Hexanone	9/2/2015	0.4	0.17	0.4	2	U	UG/L
	TB-01-01092015		TB	320-14711-1	4-Methyl-2-pentanone (MIBK)	9/2/2015	0.4	0.18	0.4	2	U	UG/L
	TB-01-01092015		TB	320-14711-1	Acetone	9/2/2015	5	2.1	5	10	U	UG/L

Table 5. Trip and Method Blank Data Summary for Groundwater Samples for the Open Detonation Unit, Kirtland Air Force Base, September 2015

Method	Blank ID	Matrix	Blank Type*	SDG	Analyte	Analysis Date	Result	DL	LOD	LOQ	Flag	Units
SW8260B												
	TB-01-01092015	WATER	TB	320-14711-1	Benzene	9/2/2015	0.4	0.13	0.4	1	U	UG/L
	TB-01-01092015		TB	320-14711-1	Bromochloromethane	9/2/2015	0.4	0.14	0.4	1	U	UG/L
	TB-01-01092015		TB	320-14711-1	Bromodichloromethane	9/2/2015	0.4	0.14	0.4	1	U	UG/L
	TB-01-01092015		TB	320-14711-1	Bromoform	9/2/2015	0.4	0.1	0.4	1	U	UG/L
	TB-01-01092015		TB	320-14711-1	Bromomethane	9/2/2015	0.8	0.29	0.8	1	U	UG/L
	TB-01-01092015		TB	320-14711-1	Carbon disulfide	9/2/2015	0.4	0.16	0.4	2	U	UG/L
	TB-01-01092015		TB	320-14711-1	Carbon tetrachloride	9/2/2015	0.4	0.15	0.4	1	U	UG/L
	TB-01-01092015		TB	320-14711-1	Chlorobenzene	9/2/2015	0.4	0.12	0.4	1	U	UG/L
	TB-01-01092015		TB	320-14711-1	Chloroethane	9/2/2015	0.8	0.34	0.8	1	U	UG/L
	TB-01-01092015		TB	320-14711-1	Chloroform	9/2/2015	0.4	0.12	0.4	1	U	UG/L
	TB-01-01092015		TB	320-14711-1	Chloromethane	9/2/2015	0.8	0.25	0.8	1	U	UG/L
	TB-01-01092015		TB	320-14711-1	cis-1,2-Dichloroethene	9/2/2015	0.4	0.1	0.4	1	U	UG/L
	TB-01-01092015		TB	320-14711-1	cis-1,3-Dichloropropene	9/2/2015	0.8	0.22	0.8	1	U	UG/L
	TB-01-01092015		TB	320-14711-1	Cyclohexane TIC	9/2/2015	1	1	1	10	U	UG/L
	TB-01-01092015		TB	320-14711-1	Dibromochloromethane	9/2/2015	0.4	0.13	0.4	1	U	UG/L
	TB-01-01092015		TB	320-14711-1	Dichlorodifluoromethane	9/2/2015	0.4	0.16	0.4	1	U	UG/L
	TB-01-01092015		TB	320-14711-1	Ethylbenzene	9/2/2015	0.4	0.15	0.4	1	U	UG/L
	TB-01-01092015		TB	320-14711-1	Isopropylbenzene	9/2/2015	0.4	0.12	0.4	1	U	UG/L
	TB-01-01092015		TB	320-14711-1	Methyl Acetate TIC	9/2/2015	1	1	1	10	U	UG/L
	TB-01-01092015		TB	320-14711-1	Methyl cyclohexane TIC	9/2/2015	1	1	1	10	U	UG/L
	TB-01-01092015		TB	320-14711-1	Methyl tert-butyl ether	9/2/2015	0.4	0.19	0.4	2	U	UG/L
	TB-01-01092015		TB	320-14711-1	Methylene Chloride	9/2/2015	0.8	0.35	0.8	1	U	UG/L
	TB-01-01092015		TB	320-14711-1	m-Xylene & p-Xylene	9/2/2015	0.4	0.18	0.4	1	U	UG/L
	TB-01-01092015		TB	320-14711-1	Naphthalene	9/2/2015	0.4	0.15	0.4	1	U	UG/L
	TB-01-01092015		TB	320-14711-1	o-Xylene	9/2/2015	0.4	0.1	0.4	1	U	UG/L
	TB-01-01092015		TB	320-14711-1	Styrene	9/2/2015	0.4	0.15	0.4	1	U	UG/L
	TB-01-01092015		TB	320-14711-1	Tetrachloroethene	9/2/2015	0.4	0.15	0.4	1	U	UG/L
	TB-01-01092015		TB	320-14711-1	Toluene	9/2/2015	0.8	0.25	0.8	1	U	UG/L
	TB-01-01092015		TB	320-14711-1	trans-1,2-Dichloroethene	9/2/2015	0.4	0.11	0.4	1	U	UG/L
	TB-01-01092015		TB	320-14711-1	trans-1,3-Dichloropropene	9/2/2015	0.4	0.15	0.4	1	U	UG/L
	TB-01-01092015		TB	320-14711-1	Trichloroethene	9/2/2015	0.4	0.13	0.4	1	U	UG/L
	TB-01-01092015		TB	320-14711-1	Trichlorofluoromethane	9/2/2015	0.8	0.23	0.8	1	U	UG/L
	TB-01-01092015		TB	320-14711-1	Vinyl chloride	9/2/2015	0.8	0.22	0.8	1	U	UG/L

Table 5. Trip and Method Blank Data Summary for Groundwater Samples for the Open Detonation Unit, Kirtland Air Force Base, September 2015

Method	Blank ID	Matrix	Blank Type*	SDG	Analyte	Analysis Date	Result	DL	LOD	LOQ	Flag	Units
SW8260B												
	TB02-02092015	WATER	TB	320-14737-1	1,1,1-Trichloroethane	9/3/2015	0.4	0.19	0.4	1	U	UG/L
	TB02-02092015		TB	320-14737-1	1,1,2,2-Tetrachloroethane	9/3/2015	0.4	0.15	0.4	1	U	UG/L
	TB02-02092015		TB	320-14737-1	1,1,2-Trichloro-1,2,2-trifluoroethane	9/3/2015	1	0.25	1	2	U	UG/L
	TB02-02092015		TB	320-14737-1	1,1,2-Trichloroethane	9/3/2015	0.8	0.31	0.8	1	U	UG/L
	TB02-02092015		TB	320-14737-1	1,1-Dichloroethane	9/3/2015	0.4	0.15	0.4	1	U	UG/L
	TB02-02092015		TB	320-14737-1	1,1-Dichloroethene	9/3/2015	0.4	0.14	0.4	1	U	UG/L
	TB02-02092015		TB	320-14737-1	1,2,3-Trichlorobenzene	9/3/2015	0.4	0.14	0.4	1	U	UG/L
	TB02-02092015		TB	320-14737-1	1,2,4-Trichlorobenzene	9/3/2015	0.4	0.1	0.4	1	U	UG/L
	TB02-02092015		TB	320-14737-1	1,2,4-Trimethylbenzene	9/3/2015	0.4	0.12	0.4	1	U	UG/L
	TB02-02092015		TB	320-14737-1	1,2-Dichlorobenzene	9/3/2015	0.4	0.14	0.4	1	U	UG/L
	TB02-02092015		TB	320-14737-1	1,2-Dichloroethane	9/3/2015	0.5	0.22	0.5	1	U	UG/L
	TB02-02092015		TB	320-14737-1	1,2-Dichloropropane	9/3/2015	0.4	0.15	0.4	1	U	UG/L
	TB02-02092015		TB	320-14737-1	1,3,5-Trimethylbenzene	9/3/2015	0.4	0.14	0.4	1	U	UG/L
	TB02-02092015		TB	320-14737-1	1,3-Dichlorobenzene	9/3/2015	0.4	0.11	0.4	1	U	UG/L
	TB02-02092015		TB	320-14737-1	1,4-Dichlorobenzene	9/3/2015	0.4	0.13	0.4	1	U	UG/L
	TB02-02092015		TB	320-14737-1	2-Butanone (MEK)	9/3/2015	0.8	0.35	0.8	2	U	UG/L
	TB02-02092015		TB	320-14737-1	2-Hexanone	9/3/2015	0.4	0.17	0.4	2	U	UG/L
	TB02-02092015		TB	320-14737-1	4-Methyl-2-pentanone (MIBK)	9/3/2015	0.4	0.18	0.4	2	U	UG/L
	TB02-02092015		TB	320-14737-1	Acetone	9/3/2015	5	2.1	5	10	U	UG/L
	TB02-02092015		TB	320-14737-1	Benzene	9/3/2015	0.4	0.13	0.4	1	U	UG/L
	TB02-02092015		TB	320-14737-1	Bromochloromethane	9/3/2015	0.4	0.14	0.4	1	U	UG/L
	TB02-02092015		TB	320-14737-1	Bromodichloromethane	9/3/2015	0.4	0.14	0.4	1	U	UG/L
	TB02-02092015		TB	320-14737-1	Bromoform	9/3/2015	0.4	0.1	0.4	1	U	UG/L
	TB02-02092015		TB	320-14737-1	Bromomethane	9/3/2015	0.8	0.29	0.8	1	U	UG/L
	TB02-02092015		TB	320-14737-1	Carbon disulfide	9/3/2015	0.4	0.16	0.4	2	U	UG/L
	TB02-02092015		TB	320-14737-1	Carbon tetrachloride	9/3/2015	0.4	0.15	0.4	1	U	UG/L
	TB02-02092015		TB	320-14737-1	Chlorobenzene	9/3/2015	0.4	0.12	0.4	1	U	UG/L
	TB02-02092015		TB	320-14737-1	Chloroethane	9/3/2015	0.8	0.34	0.8	1	U	UG/L
	TB02-02092015		TB	320-14737-1	Chloroform	9/3/2015	0.4	0.12	0.4	1	U	UG/L
	TB02-02092015		TB	320-14737-1	Chloromethane	9/3/2015	0.8	0.25	0.8	1	U	UG/L
	TB02-02092015		TB	320-14737-1	cis-1,2-Dichloroethene	9/3/2015	0.4	0.1	0.4	1	U	UG/L
	TB02-02092015		TB	320-14737-1	cis-1,3-Dichloropropene	9/3/2015	0.8	0.22	0.8	1	U	UG/L
	TB02-02092015		TB	320-14737-1	Cyclohexane TIC	9/3/2015	1	1	1	10	U	UG/L

Table 5. Trip and Method Blank Data Summary for Groundwater Samples for the Open Detonation Unit, Kirtland Air Force Base, September 2015

Method	Blank ID	Matrix	Blank Type*	SDG	Analyte	Analysis Date	Result	DL	LOD	LOQ	Flag	Units
SW8260B												
	TB02-02092015	WATER	TB	320-14737-1	Dibromochloromethane	9/3/2015	0.4	0.13	0.4	1	U	UG/L
	TB02-02092015		TB	320-14737-1	Dichlorodifluoromethane	9/3/2015	0.4	0.16	0.4	1	U	UG/L
	TB02-02092015		TB	320-14737-1	Ethylbenzene	9/3/2015	0.4	0.15	0.4	1	U	UG/L
	TB02-02092015		TB	320-14737-1	Isopropylbenzene	9/3/2015	0.4	0.12	0.4	1	U	UG/L
	TB02-02092015		TB	320-14737-1	Methyl Acetate TIC	9/3/2015	1	1	1	10	U	UG/L
	TB02-02092015		TB	320-14737-1	Methyl cyclohexane TIC	9/3/2015	1	1	1	10	U	UG/L
	TB02-02092015		TB	320-14737-1	Methyl tert-butyl ether	9/3/2015	0.4	0.19	0.4	2	U	UG/L
	TB02-02092015		TB	320-14737-1	Methylene Chloride	9/3/2015	0.8	0.35	0.8	1	U	UG/L
	TB02-02092015		TB	320-14737-1	m-Xylene & p-Xylene	9/3/2015	0.4	0.18	0.4	1	U	UG/L
	TB02-02092015		TB	320-14737-1	Naphthalene	9/3/2015	0.4	0.15	0.4	1	U	UG/L
	TB02-02092015		TB	320-14737-1	o-Xylene	9/3/2015	0.4	0.1	0.4	1	U	UG/L
	TB02-02092015		TB	320-14737-1	Styrene	9/3/2015	0.4	0.15	0.4	1	U	UG/L
	TB02-02092015		TB	320-14737-1	Tetrachloroethene	9/3/2015	0.4	0.15	0.4	1	U	UG/L
	TB02-02092015		TB	320-14737-1	Toluene	9/3/2015	0.8	0.25	0.8	1	U	UG/L
	TB02-02092015		TB	320-14737-1	trans-1,2-Dichloroethene	9/3/2015	0.4	0.11	0.4	1	U	UG/L
	TB02-02092015		TB	320-14737-1	trans-1,3-Dichloropropene	9/3/2015	0.4	0.15	0.4	1	U	UG/L
	TB02-02092015		TB	320-14737-1	Trichloroethene	9/3/2015	0.4	0.13	0.4	1	U	UG/L
	TB02-02092015		TB	320-14737-1	Trichlorofluoromethane	9/3/2015	0.8	0.23	0.8	1	U	UG/L
	TB02-02092015		TB	320-14737-1	Vinyl chloride	9/3/2015	0.8	0.22	0.8	1	U	UG/L
SW8270												
	MB 320-85359/1-A	WATER	LB	320-14737-1	1,2,4,5-Tetrachlorobenzene	9/14/2015	3	1	3	10	U	UG/L
	MB 320-85359/1-A		LB	320-14711-1	1,2,4,5-Tetrachlorobenzene	9/14/2015	3	1	3	10	U	UG/L
	MB 320-85359/1-A		LB	320-14711-1	2,4,5-Trichlorophenol	9/14/2015	6	2	6	10	U	UG/L
	MB 320-85359/1-A		LB	320-14737-1	2,4,5-Trichlorophenol	9/14/2015	6	2	6	10	U	UG/L
	MB 320-85359/1-A		LB	320-14737-1	2,4,6-Trichlorophenol	9/14/2015	6	2	6	10	U	UG/L
	MB 320-85359/1-A		LB	320-14711-1	2,4,6-Trichlorophenol	9/14/2015	6	2	6	10	U	UG/L
	MB 320-85359/1-A		LB	320-14711-1	2,4-Dichlorophenol	9/14/2015	6	2.6	6	10	U	UG/L
	MB 320-85359/1-A		LB	320-14737-1	2,4-Dichlorophenol	9/14/2015	6	2.6	6	10	U	UG/L
	MB 320-85359/1-A		LB	320-14711-1	2,4-Dimethylphenol	9/14/2015	6	2.2	6	10	U	UG/L
	MB 320-85359/1-A		LB	320-14737-1	2,4-Dimethylphenol	9/14/2015	6	2.2	6	10	U	UG/L
	MB 320-85359/1-A		LB	320-14737-1	2,4-Dinitrotoluene	9/14/2015	6	2	6	10	U	UG/L
	MB 320-85359/1-A		LB	320-14711-1	2,4-Dinitrotoluene	9/14/2015	6	2	6	10	U	UG/L
	MB 320-85359/1-A		LB	320-14711-1	2,6-Dichlorophenol	9/14/2015	6	1.9	6	15	U	UG/L

Table 5. Trip and Method Blank Data Summary for Groundwater Samples for the Open Detonation Unit, Kirtland Air Force Base, September 2015

Method	Blank ID	Matrix	Blank Type*	SDG	Analyte	Analysis Date	Result	DL	LOD	LOQ	Flag	Units
SW8270												
	MB 320-85359/1-A	WATER	LB	320-14737-1	2,6-Dichlorophenol	9/14/2015	6	1.9	6	15	U	UG/L
	MB 320-85359/1-A		LB	320-14711-1	2,6-Dinitrotoluene	9/14/2015	6	2	6	10	U	UG/L
	MB 320-85359/1-A		LB	320-14737-1	2,6-Dinitrotoluene	9/14/2015	6	2	6	10	U	UG/L
	MB 320-85359/1-A		LB	320-14711-1	2-Chloronaphthalene	9/14/2015	3	1.3	3	10	U	UG/L
	MB 320-85359/1-A		LB	320-14737-1	2-Chloronaphthalene	9/14/2015	3	1.3	3	10	U	UG/L
	MB 320-85359/1-A		LB	320-14711-1	2-Chlorophenol	9/14/2015	6	1.6	6	10	U	UG/L
	MB 320-85359/1-A		LB	320-14737-1	2-Chlorophenol	9/14/2015	6	1.6	6	10	U	UG/L
	MB 320-85359/1-A		LB	320-14711-1	2-Methylphenol	9/14/2015	3	0.93	3	10	U	UG/L
	MB 320-85359/1-A		LB	320-14737-1	2-Methylphenol	9/14/2015	3	0.93	3	10	U	UG/L
	MB 320-85359/1-A		LB	320-14711-1	2-Nitroaniline	9/14/2015	6	2	6	50	U	UG/L
	MB 320-85359/1-A		LB	320-14737-1	2-Nitroaniline	9/14/2015	6	2	6	50	U	UG/L
	MB 320-85359/1-A		LB	320-14737-1	2-Nitrophenol	9/14/2015	6	1.9	6	10	U	UG/L
	MB 320-85359/1-A		LB	320-14711-1	2-Nitrophenol	9/14/2015	6	1.9	6	10	U	UG/L
	MB 320-85359/1-A		LB	320-14737-1	3,3'-Dichlorobenzidine	9/14/2015	3	0.96	3	50	U	UG/L
	MB 320-85359/1-A		LB	320-14711-1	3,3'-Dichlorobenzidine	9/14/2015	3	0.96	3	50	U	UG/L
	MB 320-85359/1-A		LB	320-14737-1	3-Methylphenol & 4-Methylphenol	9/14/2015	3	1.2	3	10	U	UG/L
	MB 320-85359/1-A		LB	320-14711-1	3-Methylphenol & 4-Methylphenol	9/14/2015	3	1.2	3	10	U	UG/L
	MB 320-85359/1-A		LB	320-14737-1	3-Nitroaniline	9/14/2015	3	1.4	3	50	U	UG/L
	MB 320-85359/1-A		LB	320-14711-1	3-Nitroaniline	9/14/2015	3	1.4	3	50	U	UG/L
	MB 320-85359/1-A		LB	320-14711-1	4,6-Dinitro-2-methylphenol	9/14/2015	6	2.2	6	60	U	UG/L
	MB 320-85359/1-A		LB	320-14737-1	4,6-Dinitro-2-methylphenol	9/14/2015	6	2.2	6	60	U	UG/L
	MB 320-85359/1-A		LB	320-14737-1	4-Bromophenyl phenyl ether	9/14/2015	3	1.1	3	10	U	UG/L
	MB 320-85359/1-A		LB	320-14711-1	4-Bromophenyl phenyl ether	9/14/2015	3	1.1	3	10	U	UG/L
	MB 320-85359/1-A		LB	320-14737-1	4-Chloro-3-methylphenol	9/14/2015	6	2	6	10	U	UG/L
	MB 320-85359/1-A		LB	320-14711-1	4-Chloro-3-methylphenol	9/14/2015	6	2	6	10	U	UG/L
	MB 320-85359/1-A		LB	320-14711-1	4-Chloroaniline	9/14/2015	6	2	6	10	U	UG/L
	MB 320-85359/1-A		LB	320-14737-1	4-Chloroaniline	9/14/2015	6	2	6	10	U	UG/L
	MB 320-85359/1-A		LB	320-14711-1	4-Chlorophenyl phenyl ether	9/14/2015	3	1.1	3	10	U	UG/L
	MB 320-85359/1-A		LB	320-14737-1	4-Chlorophenyl phenyl ether	9/14/2015	3	1.1	3	10	U	UG/L
	MB 320-85359/1-A		LB	320-14737-1	4-Nitroaniline	9/14/2015	3	1.5	3	50	U	UG/L
	MB 320-85359/1-A		LB	320-14711-1	4-Nitroaniline	9/14/2015	3	1.5	3	50	U	UG/L
	MB 320-85359/1-A		LB	320-14737-1	4-Nitrophenol	9/14/2015	20	6.1	20	60	U	UG/L
	MB 320-85359/1-A		LB	320-14711-1	4-Nitrophenol	9/14/2015	20	6.1	20	60	U	UG/L

Table 5. Trip and Method Blank Data Summary for Groundwater Samples for the Open Detonation Unit, Kirtland Air Force Base, September 2015

Method	Blank ID	Matrix	Blank Type*	SDG	Analyte	Analysis Date	Result	DL	LOD	LOQ	Flag	Units
SW8270												
	MB 320-85359/1-A	WATER	LB	320-14737-1	Acetophenone	9/14/2015	10	0.78	10	10	U	UG/L
	MB 320-85359/1-A		LB	320-14711-1	Acetophenone	9/14/2015	10	0.78	10	10	U	UG/L
	MB 320-85359/1-A		LB	320-14711-1	Atrazine TIC	9/14/2015	50	50	50	50	U	UG/L
	MB 320-85359/1-A		LB	320-14737-1	Atrazine TIC	9/14/2015	50	50	50	50	U	UG/L
	MB 320-85359/1-A		LB	320-14737-1	Azobenzene	9/14/2015	3	1	3	10	U	UG/L
	MB 320-85359/1-A		LB	320-14711-1	Azobenzene	9/14/2015	3	1	3	10	U	UG/L
	MB 320-85359/1-A		LB	320-14737-1	Benzaldehyde	9/14/2015	20	8.4	20	20	U	UG/L
	MB 320-85359/1-A		LB	320-14711-1	Benzaldehyde	9/14/2015	20	8.4	20	20	U	UG/L
	MB 320-85359/1-A		LB	320-14737-1	Biphenyl	9/14/2015	10	5	10	15	U	UG/L
	MB 320-85359/1-A		LB	320-14711-1	Biphenyl	9/14/2015	10	5	10	15	U	UG/L
	MB 320-85359/1-A		LB	320-14737-1	bis (2-chloroisopropyl) ether	9/14/2015	3	1.3	3	10	U	UG/L
	MB 320-85359/1-A		LB	320-14711-1	bis (2-chloroisopropyl) ether	9/14/2015	3	1.3	3	10	U	UG/L
	MB 320-85359/1-A		LB	320-14737-1	Bis(2-chloroethoxy)methane	9/14/2015	3	1	3	10	U	UG/L
	MB 320-85359/1-A		LB	320-14711-1	Bis(2-chloroethoxy)methane	9/14/2015	3	1	3	10	U	UG/L
	MB 320-85359/1-A		LB	320-14711-1	Bis(2-chloroethyl)ether	9/14/2015	3	1.5	3	10	U	UG/L
	MB 320-85359/1-A		LB	320-14737-1	Bis(2-chloroethyl)ether	9/14/2015	3	1.5	3	10	U	UG/L
	MB 320-85359/1-A		LB	320-14711-1	Bis(2-ethylhexyl) phthalate	9/14/2015	3	1	3	10	U	UG/L
	MB 320-85359/1-A		LB	320-14737-1	Bis(2-ethylhexyl) phthalate	9/14/2015	3	1	3	10	U	UG/L
	MB 320-85359/1-A		LB	320-14737-1	Butyl benzyl phthalate	9/14/2015	3	1.4	3	10	U	UG/L
	MB 320-85359/1-A		LB	320-14711-1	Butyl benzyl phthalate	9/14/2015	3	1.4	3	10	U	UG/L
	MB 320-85359/1-A		LB	320-14711-1	Caprolactam TIC	9/14/2015	50	50	50	50	U	UG/L
	MB 320-85359/1-A		LB	320-14737-1	Caprolactam TIC	9/14/2015	50	50	50	50	U	UG/L
	MB 320-85359/1-A		LB	320-14737-1	Carbazole	9/14/2015	3	1.2	3	10	U	UG/L
	MB 320-85359/1-A		LB	320-14711-1	Carbazole	9/14/2015	3	1.2	3	10	U	UG/L
	MB 320-85359/1-A		LB	320-14737-1	Dibenzofuran	9/14/2015	3	1.1	3	10	U	UG/L
	MB 320-85359/1-A		LB	320-14711-1	Dibenzofuran	9/14/2015	3	1.1	3	10	U	UG/L
	MB 320-85359/1-A		LB	320-14711-1	Diethyl phthalate	9/14/2015	3	0.93	3	10	U	UG/L
	MB 320-85359/1-A		LB	320-14737-1	Diethyl phthalate	9/14/2015	3	0.93	3	10	U	UG/L
	MB 320-85359/1-A		LB	320-14711-1	Dimethyl phthalate	9/14/2015	3	0.88	3	10	U	UG/L
	MB 320-85359/1-A		LB	320-14737-1	Dimethyl phthalate	9/14/2015	3	0.88	3	10	U	UG/L
	MB 320-85359/1-A		LB	320-14711-1	Di-n-butyl phthalate	9/14/2015	3	1.1	3	10	U	UG/L
	MB 320-85359/1-A		LB	320-14737-1	Di-n-butyl phthalate	9/14/2015	3	1.1	3	10	U	UG/L
	MB 320-85359/1-A		LB	320-14711-1	Di-n-octyl phthalate	9/14/2015	3	1.5	3	10	U	UG/L

Table 5. Trip and Method Blank Data Summary for Groundwater Samples for the Open Detonation Unit, Kirtland Air Force Base, September 2015

Method	Blank ID	Matrix	Blank Type*	SDG	Analyte	Analysis Date	Result	DL	LOD	LOQ	Flag	Units
SW8270												
	MB 320-85359/1-A	WATER	LB	320-14737-1	Di-n-octyl phthalate	9/14/2015	3	1.5	3	10	U	UG/L
	MB 320-85359/1-A		LB	320-14711-1	Hexachlorobenzene	9/14/2015	3	1.4	3	10	U	UG/L
	MB 320-85359/1-A		LB	320-14737-1	Hexachlorobenzene	9/14/2015	3	1.4	3	10	U	UG/L
	MB 320-85359/1-A		LB	320-14711-1	Hexachlorobutadiene	9/14/2015	3	1.3	3	10	U	UG/L
	MB 320-85359/1-A		LB	320-14737-1	Hexachlorobutadiene	9/14/2015	3	1.3	3	10	U	UG/L
	MB 320-85359/1-A		LB	320-14711-1	Hexachlorocyclopentadiene	9/14/2015	10	5	10	50	U	UG/L
	MB 320-85359/1-A		LB	320-14737-1	Hexachlorocyclopentadiene	9/14/2015	10	5	10	50	U	UG/L
	MB 320-85359/1-A		LB	320-14737-1	Hexachloroethane	9/14/2015	3	1.4	3	10	U	UG/L
	MB 320-85359/1-A		LB	320-14711-1	Hexachloroethane	9/14/2015	3	1.4	3	10	U	UG/L
	MB 320-85359/1-A		LB	320-14737-1	Isophorone	9/14/2015	3	1	3	10	U	UG/L
	MB 320-85359/1-A		LB	320-14711-1	Isophorone	9/14/2015	3	1	3	10	U	UG/L
	MB 320-85359/1-A		LB	320-14737-1	Nitrobenzene	9/14/2015	6	1.6	6	10	U	UG/L
	MB 320-85359/1-A		LB	320-14711-1	Nitrobenzene	9/14/2015	6	1.6	6	10	U	UG/L
	MB 320-85359/1-A		LB	320-14711-1	N-Nitrosodimethylamine	9/14/2015	3	0.96	3	15	U	UG/L
	MB 320-85359/1-A		LB	320-14737-1	N-Nitrosodimethylamine	9/14/2015	3	0.96	3	15	U	UG/L
	MB 320-85359/1-A		LB	320-14711-1	N-Nitrosodi-n-propylamine	9/14/2015	3	1.4	3	10	U	UG/L
	MB 320-85359/1-A		LB	320-14737-1	N-Nitrosodi-n-propylamine	9/14/2015	3	1.4	3	10	U	UG/L
	MB 320-85359/1-A		LB	320-14737-1	N-Nitrosodiphenylamine	9/14/2015	3	1	3	10	U	UG/L
	MB 320-85359/1-A		LB	320-14711-1	N-Nitrosodiphenylamine	9/14/2015	3	1	3	10	U	UG/L
	MB 320-85359/1-A		LB	320-14711-1	Pentachlorophenol	9/14/2015	20	5	20	60	U	UG/L
	MB 320-85359/1-A		LB	320-14737-1	Pentachlorophenol	9/14/2015	20	5	20	60	U	UG/L
	MB 320-85359/1-A		LB	320-14711-1	Phenol	9/14/2015	3	1.1	3	10	U	UG/L
	MB 320-85359/1-A		LB	320-14737-1	Phenol	9/14/2015	3	1.1	3	10	U	UG/L
	OT29-EB01-02092015		EB	320-14737-1	1,2,4,5-Tetrachlorobenzene	9/14/2015	3.2	1.1	3.2	11	U	UG/L
	OT29-EB01-02092015		EB	320-14737-1	2,4,5-Trichlorophenol	9/14/2015	6.3	2.1	6.3	11	U	UG/L
	OT29-EB01-02092015		EB	320-14737-1	2,4,6-Trichlorophenol	9/14/2015	6.3	2.1	6.3	11	U	UG/L
	OT29-EB01-02092015		EB	320-14737-1	2,4-Dichlorophenol	9/14/2015	6.3	2.7	6.3	11	U	UG/L
	OT29-EB01-02092015		EB	320-14737-1	2,4-Dimethylphenol	9/14/2015	6.3	2.3	6.3	11	U	UG/L
	OT29-EB01-02092015		EB	320-14737-1	2,4-Dinitrotoluene	9/14/2015	6.3	2.1	6.3	11	U	UG/L
	OT29-EB01-02092015		EB	320-14737-1	2,6-Dichlorophenol	9/14/2015	6.3	2	6.3	16	U	UG/L
	OT29-EB01-02092015		EB	320-14737-1	2,6-Dinitrotoluene	9/14/2015	6.3	2.1	6.3	11	U	UG/L
	OT29-EB01-02092015		EB	320-14737-1	2-Chloronaphthalene	9/14/2015	3.2	1.4	3.2	11	U	UG/L
	OT29-EB01-02092015		EB	320-14737-1	2-Chlorophenol	9/14/2015	6.3	1.7	6.3	11	U	UG/L

Table 5. Trip and Method Blank Data Summary for Groundwater Samples for the Open Detonation Unit, Kirtland Air Force Base, September 2015

Method	Blank ID	Matrix	Blank Type*	SDG	Analyte	Analysis Date	Result	DL	LOD	LOQ	Flag	Units
SW8270												
	OT29-EB01-02092015	WATER	EB	320-14737-1	2-Methylphenol	9/14/2015	3.2	0.98	3.2	11	U	UG/L
	OT29-EB01-02092015		EB	320-14737-1	2-Nitroaniline	9/14/2015	6.3	2.1	6.3	53	U	UG/L
	OT29-EB01-02092015		EB	320-14737-1	2-Nitrophenol	9/14/2015	6.3	2	6.3	11	U	UG/L
	OT29-EB01-02092015		EB	320-14737-1	3,3'-Dichlorobenzidine	9/14/2015	3.2	1	3.2	53	U	UG/L
	OT29-EB01-02092015		EB	320-14737-1	3-Methylphenol & 4-Methylphenol	9/14/2015	3.2	1.2	3.2	11	U	UG/L
	OT29-EB01-02092015		EB	320-14737-1	3-Nitroaniline	9/14/2015	3.2	1.5	3.2	53	U	UG/L
	OT29-EB01-02092015		EB	320-14737-1	4,6-Dinitro-2-methylphenol	9/14/2015	6.3	2.3	6.3	63	U	UG/L
	OT29-EB01-02092015		EB	320-14737-1	4-Bromophenyl phenyl ether	9/14/2015	3.2	1.2	3.2	11	U	UG/L
	OT29-EB01-02092015		EB	320-14737-1	4-Chloro-3-methylphenol	9/14/2015	6.3	2.1	6.3	11	U	UG/L
	OT29-EB01-02092015		EB	320-14737-1	4-Chloroaniline	9/14/2015	6.3	2.1	6.3	11	U	UG/L
	OT29-EB01-02092015		EB	320-14737-1	4-Chlorophenyl phenyl ether	9/14/2015	3.2	1.2	3.2	11	U	UG/L
	OT29-EB01-02092015		EB	320-14737-1	4-Nitroaniline	9/14/2015	3.2	1.6	3.2	53	U	UG/L
	OT29-EB01-02092015		EB	320-14737-1	4-Nitrophenol	9/14/2015	21	6.4	21	63	U	UG/L
	OT29-EB01-02092015		EB	320-14737-1	Acetophenone	9/14/2015	11	0.82	11	11	U	UG/L
	OT29-EB01-02092015		EB	320-14737-1	Atrazine TIC	9/14/2015	53	53	53	53	U	UG/L
	OT29-EB01-02092015		EB	320-14737-1	Azobenzene	9/14/2015	3.2	1.1	3.2	11	U	UG/L
	OT29-EB01-02092015		EB	320-14737-1	Benzaldehyde	9/14/2015	21	8.8	21	21	U	UG/L
	OT29-EB01-02092015		EB	320-14737-1	Biphenyl	9/14/2015	11	5.3	11	16	U	UG/L
	OT29-EB01-02092015		EB	320-14737-1	bis (2-chloroisopropyl) ether	9/14/2015	3.2	1.4	3.2	11	U	UG/L
	OT29-EB01-02092015		EB	320-14737-1	Bis(2-chloroethoxy)methane	9/14/2015	3.2	1.1	3.2	11	U	UG/L
	OT29-EB01-02092015		EB	320-14737-1	Bis(2-chloroethyl)ether	9/14/2015	3.2	1.6	3.2	11	U	UG/L
	OT29-EB01-02092015		EB	320-14737-1	Bis(2-ethylhexyl) phthalate	9/14/2015	3.2	1.1	3.2	11	U	UG/L
	OT29-EB01-02092015		EB	320-14737-1	Butyl benzyl phthalate	9/14/2015	3.2	1.5	3.2	11	U	UG/L
	OT29-EB01-02092015		EB	320-14737-1	Caprolactam TIC	9/14/2015	53	53	53	53	U	UG/L
	OT29-EB01-02092015		EB	320-14737-1	Carbazole	9/14/2015	3.2	1.3	3.2	11	U	UG/L
	OT29-EB01-02092015		EB	320-14737-1	Dibenzofuran	9/14/2015	3.2	1.2	3.2	11	U	UG/L
	OT29-EB01-02092015		EB	320-14737-1	Diethyl phthalate	9/14/2015	3.2	0.98	3.2	11	U	UG/L
	OT29-EB01-02092015		EB	320-14737-1	Dimethyl phthalate	9/14/2015	3.2	0.93	3.2	11	U	UG/L
	OT29-EB01-02092015		EB	320-14737-1	Di-n-butyl phthalate	9/14/2015	3.2	1.2	3.2	11	U	UG/L
	OT29-EB01-02092015		EB	320-14737-1	Di-n-octyl phthalate	9/14/2015	3.2	1.6	3.2	11	U	UG/L
	OT29-EB01-02092015		EB	320-14737-1	Hexachlorobenzene	9/14/2015	3.2	1.5	3.2	11	U	UG/L
	OT29-EB01-02092015		EB	320-14737-1	Hexachlorobutadiene	9/14/2015	3.2	1.4	3.2	11	U	UG/L
	OT29-EB01-02092015		EB	320-14737-1	Hexachlorocyclopentadiene	9/14/2015	11	5.3	11	53	U	UG/L

Table 5. Trip and Method Blank Data Summary for Groundwater Samples for the Open Detonation Unit, Kirtland Air Force Base, September 2015

Method	Blank ID	Matrix	Blank Type*	SDG	Analyte	Analysis Date	Result	DL	LOD	LOQ	Flag	Units
SW8270												
	OT29-EB01-02092015	WATER	EB	320-14737-1	Hexachloroethane	9/14/2015	3.2	1.5	3.2	11	U	UG/L
	OT29-EB01-02092015		EB	320-14737-1	Isophorone	9/14/2015	3.2	1.1	3.2	11	U	UG/L
	OT29-EB01-02092015		EB	320-14737-1	Nitrobenzene	9/14/2015	6.3	1.7	6.3	11	U	UG/L
	OT29-EB01-02092015		EB	320-14737-1	N-Nitrosodimethylamine	9/14/2015	3.2	1	3.2	16	U	UG/L
	OT29-EB01-02092015		EB	320-14737-1	N-Nitrosodi-n-propylamine	9/14/2015	3.2	1.5	3.2	11	U	UG/L
	OT29-EB01-02092015		EB	320-14737-1	N-Nitrosodiphenylamine	9/14/2015	3.2	1.1	3.2	11	U	UG/L
	OT29-EB01-02092015		EB	320-14737-1	Pentachlorophenol	9/14/2015	21	5.3	21	63	U	UG/L
	OT29-EB01-02092015		EB	320-14737-1	Phenol	9/14/2015	3.2	1.2	3.2	11	U	UG/L
SW8270SIM												
	MB 320-85184/1-A	WATER	LB	320-14737-1	1-Methylnaphthalene	9/18/2015	15	6.5	15	50	U	NG/L
	MB 320-85184/1-A		LB	320-14711-1	1-Methylnaphthalene	9/18/2015	15	6.5	15	50	U	NG/L
	MB 320-85184/1-A		LB	320-14711-1	2-Methylnaphthalene	9/18/2015	15	5.5	15	50	U	NG/L
	MB 320-85184/1-A		LB	320-14737-1	2-Methylnaphthalene	9/18/2015	15	5.5	15	50	U	NG/L
	MB 320-85184/1-A		LB	320-14711-1	Acenaphthene	9/18/2015	15	5	15	50	U	NG/L
	MB 320-85184/1-A		LB	320-14737-1	Acenaphthene	9/18/2015	15	5	15	50	U	NG/L
	MB 320-85184/1-A		LB	320-14711-1	Acenaphthylene	9/18/2015	15	5	15	50	U	NG/L
	MB 320-85184/1-A		LB	320-14737-1	Acenaphthylene	9/18/2015	15	5	15	50	U	NG/L
	MB 320-85184/1-A		LB	320-14737-1	Anthracene	9/18/2015	15	4.4	15	50	U	NG/L
	MB 320-85184/1-A		LB	320-14711-1	Anthracene	9/18/2015	15	4.4	15	50	U	NG/L
	MB 320-85184/1-A		LB	320-14737-1	Benzo[a]anthracene	9/18/2015	15	4.6	15	50	U	NG/L
	MB 320-85184/1-A		LB	320-14711-1	Benzo[a]anthracene	9/18/2015	15	4.6	15	50	U	NG/L
	MB 320-85184/1-A		LB	320-14711-1	Benzo[a]pyrene	9/18/2015	15	4.4	15	50	U	NG/L
	MB 320-85184/1-A		LB	320-14737-1	Benzo[a]pyrene	9/18/2015	15	4.4	15	50	U	NG/L
	MB 320-85184/1-A		LB	320-14711-1	Benzo[b]fluoranthene	9/18/2015	30	12	30	50	U	NG/L
	MB 320-85184/1-A		LB	320-14737-1	Benzo[b]fluoranthene	9/18/2015	30	12	30	50	U	NG/L
	MB 320-85184/1-A		LB	320-14711-1	Benzo[g,h,i]perylene	9/18/2015	15	5.5	15	50	U	NG/L
	MB 320-85184/1-A		LB	320-14737-1	Benzo[g,h,i]perylene	9/18/2015	15	5.5	15	50	U	NG/L
	MB 320-85184/1-A		LB	320-14711-1	Benzo[k]fluoranthene	9/18/2015	30	7.8	30	50	U	NG/L
	MB 320-85184/1-A		LB	320-14737-1	Benzo[k]fluoranthene	9/18/2015	30	7.8	30	50	U	NG/L
	MB 320-85184/1-A		LB	320-14711-1	Chrysene	9/18/2015	15	4	15	50	U	NG/L
	MB 320-85184/1-A		LB	320-14737-1	Chrysene	9/18/2015	15	4	15	50	U	NG/L
	MB 320-85184/1-A		LB	320-14737-1	Dibenz(a,h)anthracene	9/18/2015	30	15	30	50	U	NG/L
	MB 320-85184/1-A		LB	320-14711-1	Dibenz(a,h)anthracene	9/18/2015	30	15	30	50	U	NG/L

Table 5. Trip and Method Blank Data Summary for Groundwater Samples for the Open Detonation Unit, Kirtland Air Force Base, September 2015

Method	Blank ID	Matrix	Blank Type*	SDG	Analyte	Analysis Date	Result	DL	LOD	LOQ	Flag	Units
SW8270SIM												
	MB 320-85184/1-A	WATER	LB	320-14737-1	Fluoranthene	9/18/2015	15	4.3	15	50	U	NG/L
	MB 320-85184/1-A		LB	320-14711-1	Fluoranthene	9/18/2015	15	4.3	15	50	U	NG/L
	MB 320-85184/1-A		LB	320-14711-1	Fluorene	9/18/2015	15	4	15	50	U	NG/L
	MB 320-85184/1-A		LB	320-14737-1	Fluorene	9/18/2015	15	4	15	50	U	NG/L
	MB 320-85184/1-A		LB	320-14737-1	Indeno[1,2,3-cd]pyrene	9/18/2015	30	14	30	50	U	NG/L
	MB 320-85184/1-A		LB	320-14711-1	Indeno[1,2,3-cd]pyrene	9/18/2015	30	14	30	50	U	NG/L
	MB 320-85184/1-A		LB	320-14737-1	Naphthalene	9/18/2015	15	5	15	50	U	NG/L
	MB 320-85184/1-A		LB	320-14711-1	Naphthalene	9/18/2015	15	5	15	50	U	NG/L
	MB 320-85184/1-A		LB	320-14737-1	Phenanthrene	9/18/2015	15	6.3	15	50	U	NG/L
	MB 320-85184/1-A		LB	320-14711-1	Phenanthrene	9/18/2015	15	6.3	15	50	U	NG/L
	MB 320-85184/1-A		LB	320-14737-1	Pyrene	9/18/2015	15	4.2	15	50	U	NG/L
	MB 320-85184/1-A		LB	320-14711-1	Pyrene	9/18/2015	15	4.2	15	50	U	NG/L
	MB 320-85237/1-A		LB	320-14711-1	1,4-Dioxane	9/11/2015	0.5	0.2	0.5	1	U	UG/L
	MB 320-85237/1-A		LB	320-14737-1	1,4-Dioxane	9/11/2015	0.5	0.2	0.5	1	U	UG/L
SW8290												
	MB 320-85155/1-A	WATER	LB	320-14737-2	1,2,3,4,6,7,8-HpCDD	9/10/2015	0.487	0.2		50	J q	PG/L
	MB 320-85155/1-A		LB	320-14711-2	1,2,3,4,6,7,8-HpCDD	9/10/2015	0.487	0.2		50	J q	PG/L
	MB 320-85155/1-A		LB	320-14711-2	1,2,3,4,6,7,8-HpCDF	9/10/2015	0.11	0.11		50	U	PG/L
	MB 320-85155/1-A		LB	320-14737-2	1,2,3,4,6,7,8-HpCDF	9/10/2015	0.11	0.11		50	U	PG/L
	MB 320-85155/1-A		LB	320-14737-2	1,2,3,4,7,8,9-HpCDF	9/10/2015	0.14	0.14		50	U	PG/L
	MB 320-85155/1-A		LB	320-14711-2	1,2,3,4,7,8,9-HpCDF	9/10/2015	0.14	0.14		50	U	PG/L
	MB 320-85155/1-A		LB	320-14711-2	1,2,3,4,7,8-HxCDD	9/10/2015	0.19	0.19		50	U	PG/L
	MB 320-85155/1-A		LB	320-14737-2	1,2,3,4,7,8-HxCDD	9/10/2015	0.19	0.19		50	U	PG/L
	MB 320-85155/1-A		LB	320-14711-2	1,2,3,4,7,8-HxCDF	9/10/2015	0.21	0.21		50	U	PG/L
	MB 320-85155/1-A		LB	320-14737-2	1,2,3,4,7,8-HxCDF	9/10/2015	0.21	0.21		50	U	PG/L
	MB 320-85155/1-A		LB	320-14711-2	1,2,3,6,7,8-HxCDD	9/10/2015	0.16	0.16		50	U	PG/L
	MB 320-85155/1-A		LB	320-14737-2	1,2,3,6,7,8-HxCDD	9/10/2015	0.16	0.16		50	U	PG/L
	MB 320-85155/1-A		LB	320-14711-2	1,2,3,6,7,8-HxCDF	9/10/2015	0.18	0.18		50	U	PG/L
	MB 320-85155/1-A		LB	320-14737-2	1,2,3,6,7,8-HxCDF	9/10/2015	0.18	0.18		50	U	PG/L
	MB 320-85155/1-A		LB	320-14711-2	1,2,3,7,8,9-HxCDD	9/10/2015	0.15	0.15		50	U	PG/L
	MB 320-85155/1-A		LB	320-14737-2	1,2,3,7,8,9-HxCDD	9/10/2015	0.15	0.15		50	U	PG/L
	MB 320-85155/1-A		LB	320-14737-2	1,2,3,7,8,9-HxCDF	9/10/2015	0.22	0.22		50	U	PG/L
	MB 320-85155/1-A		LB	320-14711-2	1,2,3,7,8,9-HxCDF	9/10/2015	0.22	0.22		50	U	PG/L

Table 5. Trip and Method Blank Data Summary for Groundwater Samples for the Open Detonation Unit, Kirtland Air Force Base, September 2015

Method	Blank ID	Matrix	Blank Type*	SDG	Analyte	Analysis Date	Result	DL	LOD	LOQ	Flag	Units
SW8290												
	MB 320-85155/1-A	WATER	LB	320-14737-2	1,2,3,7,8-PeCDD	9/10/2015	0.21	0.21		50	U	PG/L
	MB 320-85155/1-A		LB	320-14711-2	1,2,3,7,8-PeCDD	9/10/2015	0.21	0.21		50	U	PG/L
	MB 320-85155/1-A		LB	320-14737-2	1,2,3,7,8-PeCDF	9/10/2015	0.15	0.15		50	U	PG/L
	MB 320-85155/1-A		LB	320-14711-2	1,2,3,7,8-PeCDF	9/10/2015	0.15	0.15		50	U	PG/L
	MB 320-85155/1-A		LB	320-14737-2	2,3,4,6,7,8-HxCDF	9/10/2015	0.2	0.2		50	U	PG/L
	MB 320-85155/1-A		LB	320-14711-2	2,3,4,6,7,8-HxCDF	9/10/2015	0.2	0.2		50	U	PG/L
	MB 320-85155/1-A		LB	320-14711-2	2,3,4,7,8-PeCDF	9/10/2015	0.15	0.15		50	U	PG/L
	MB 320-85155/1-A		LB	320-14737-2	2,3,4,7,8-PeCDF	9/10/2015	0.15	0.15		50	U	PG/L
	MB 320-85155/1-A		LB	320-14737-2	2,3,7,8-TCDD	9/10/2015	0.22	0.22		10	U	PG/L
	MB 320-85155/1-A		LB	320-14711-2	2,3,7,8-TCDD	9/10/2015	0.22	0.22		10	U	PG/L
	MB 320-85155/1-A		LB	320-14711-2	2,3,7,8-TCDF	9/10/2015	0.1	0.1		10	U	PG/L
	MB 320-85155/1-A		LB	320-14737-2	2,3,7,8-TCDF	9/10/2015	0.1	0.1		10	U	PG/L
	MB 320-85155/1-A		LB	320-14711-2	OCDD	9/10/2015	1.51	0.24		100	J q	PG/L
	MB 320-85155/1-A		LB	320-14737-2	OCDD	9/10/2015	1.51	0.24		100	J q	PG/L
	MB 320-85155/1-A		LB	320-14711-2	OCDF	9/10/2015	0.3	0.3		100	U	PG/L
	MB 320-85155/1-A		LB	320-14737-2	OCDF	9/10/2015	0.3	0.3		100	U	PG/L
	MB 320-85155/1-A		LB	320-14737-2	Total HpCDD	9/10/2015	1.3	0.2		50	J q	PG/L
	MB 320-85155/1-A		LB	320-14711-2	Total HpCDD	9/10/2015	1.3	0.2		50	J q	PG/L
	MB 320-85155/1-A		LB	320-14711-2	Total HpCDF	9/10/2015	0.14	0.14		50	U	PG/L
	MB 320-85155/1-A		LB	320-14737-2	Total HpCDF	9/10/2015	0.14	0.14		50	U	PG/L
	MB 320-85155/1-A		LB	320-14737-2	Total HxCDD	9/10/2015	0.19	0.19		50	U	PG/L
	MB 320-85155/1-A		LB	320-14711-2	Total HxCDD	9/10/2015	0.19	0.19		50	U	PG/L
	MB 320-85155/1-A		LB	320-14737-2	Total HxCDF	9/10/2015	0.22	0.22		50	U	PG/L
	MB 320-85155/1-A		LB	320-14711-2	Total HxCDF	9/10/2015	0.22	0.22		50	U	PG/L
	MB 320-85155/1-A		LB	320-14711-2	Total PeCDD	9/10/2015	0.21	0.21		50	U	PG/L
	MB 320-85155/1-A		LB	320-14737-2	Total PeCDD	9/10/2015	0.21	0.21		50	U	PG/L
	MB 320-85155/1-A		LB	320-14737-2	Total PeCDF	9/10/2015	0.15	0.15		50	U	PG/L
	MB 320-85155/1-A		LB	320-14711-2	Total PeCDF	9/10/2015	0.15	0.15		50	U	PG/L
	MB 320-85155/1-A		LB	320-14711-2	Total TCDD	9/10/2015	0.22	0.22		10	U	PG/L
	MB 320-85155/1-A		LB	320-14737-2	Total TCDD	9/10/2015	0.22	0.22		10	U	PG/L
	MB 320-85155/1-A		LB	320-14737-2	Total TCDF	9/10/2015	0.1	0.1		10	U	PG/L
	MB 320-85155/1-A		LB	320-14711-2	Total TCDF	9/10/2015	0.1	0.1		10	U	PG/L
	OT29-EB01-02092015		EB	320-14737-2	1,2,3,4,6,7,8-HpCDD	9/10/2015	0.44	0.2		52	J q E	PG/L

Table 5. Trip and Method Blank Data Summary for Groundwater Samples for the Open Detonation Unit, Kirtland Air Force Base, September 2015

Method	Blank ID	Matrix	Blank Type*	SDG	Analyte	Analysis Date	Result	DL	LOD	LOQ	Flag	Units
SW8290												
	OT29-EB01-02092015	WATER	EB	320-14737-2	1,2,3,4,6,7,8-HpCDF	9/10/2015	0.39	0.14		52	J	PG/L
	OT29-EB01-02092015		EB	320-14737-2	1,2,3,4,7,8,9-HpCDF	9/10/2015	0.17	0.17		52	U	PG/L
	OT29-EB01-02092015		EB	320-14737-2	1,2,3,4,7,8-HxCDD	9/10/2015	0.2	0.2		52	U	PG/L
	OT29-EB01-02092015		EB	320-14737-2	1,2,3,4,7,8-HxCDF	9/10/2015	0.18	0.18		52	U	PG/L
	OT29-EB01-02092015		EB	320-14737-2	1,2,3,6,7,8-HxCDD	9/10/2015	0.18	0.18		52	U	PG/L
	OT29-EB01-02092015		EB	320-14737-2	1,2,3,6,7,8-HxCDF	9/10/2015	0.16	0.16		52	U	PG/L
	OT29-EB01-02092015		EB	320-14737-2	1,2,3,7,8,9-HxCDD	9/10/2015	0.17	0.17		52	U	PG/L
	OT29-EB01-02092015		EB	320-14737-2	1,2,3,7,8,9-HxCDF	9/10/2015	0.19	0.19		52	U	PG/L
	OT29-EB01-02092015		EB	320-14737-2	1,2,3,7,8-PeCDD	9/10/2015	0.3	0.3		52	U	PG/L
	OT29-EB01-02092015		EB	320-14737-2	1,2,3,7,8-PeCDF	9/10/2015	0.16	0.16		52	U	PG/L
	OT29-EB01-02092015		EB	320-14737-2	2,3,4,6,7,8-HxCDF	9/10/2015	0.17	0.17		52	U	PG/L
	OT29-EB01-02092015		EB	320-14737-2	2,3,4,7,8-PeCDF	9/10/2015	0.16	0.16		52	U	PG/L
	OT29-EB01-02092015		EB	320-14737-2	2,3,7,8-TCDD	9/10/2015	0.25	0.25		10	U	PG/L
	OT29-EB01-02092015		EB	320-14737-2	2,3,7,8-TCDF	9/10/2015	0.14	0.14		10	U	PG/L
	OT29-EB01-02092015		EB	320-14737-2	OCDD	9/10/2015	1.7	0.23		100	J q E	PG/L
	OT29-EB01-02092015		EB	320-14737-2	OCDF	9/10/2015	0.47	0.27		100	J	PG/L
	OT29-EB01-02092015		EB	320-14737-2	Total HpCDD	9/10/2015	1.3	0.2		52	J q E	PG/L
	OT29-EB01-02092015		EB	320-14737-2	Total HpCDF	9/10/2015	0.39	0.15		52	J	PG/L
	OT29-EB01-02092015		EB	320-14737-2	Total HxCDD	9/10/2015	0.2	0.2		52	U	PG/L
	OT29-EB01-02092015		EB	320-14737-2	Total HxCDF	9/10/2015	0.19	0.19		52	U	PG/L
	OT29-EB01-02092015		EB	320-14737-2	Total PeCDD	9/10/2015	0.3	0.3		52	U	PG/L
	OT29-EB01-02092015		EB	320-14737-2	Total PeCDF	9/10/2015	0.16	0.16		52	U	PG/L
	OT29-EB01-02092015		EB	320-14737-2	Total TCDD	9/10/2015	0.25	0.25		10	U	PG/L
	OT29-EB01-02092015		EB	320-14737-2	Total TCDF	9/10/2015	0.14	0.14		10	U	PG/L
SW8330B												
	MB 320-85302/1-A	WATER	LB	320-14737-1	1,3,5-Trinitrobenzene	9/15/2015	0.1	0.031	0.1	0.15	U	UG/L
	MB 320-85302/1-A		LB	320-14711-1	1,3,5-Trinitrobenzene	9/15/2015	0.1	0.031	0.1	0.15	U	UG/L
	MB 320-85302/1-A		LB	320-14711-1	1,3-Dinitrobenzene	9/15/2015	0.1	0.05	0.1	0.15	U	UG/L
	MB 320-85302/1-A		LB	320-14737-1	1,3-Dinitrobenzene	9/15/2015	0.1	0.05	0.1	0.15	U	UG/L
	MB 320-85302/1-A		LB	320-14737-1	2,4,6-Trinitrotoluene	9/15/2015	0.1	0.05	0.1	0.15	U	UG/L
	MB 320-85302/1-A		LB	320-14711-1	2,4,6-Trinitrotoluene	9/15/2015	0.1	0.05	0.1	0.15	U	UG/L
	MB 320-85302/1-A		LB	320-14737-1	2,4-Dinitrotoluene	9/15/2015	0.1	0.05	0.1	0.13	U	UG/L
	MB 320-85302/1-A		LB	320-14711-1	2,4-Dinitrotoluene	9/15/2015	0.1	0.05	0.1	0.13	U	UG/L

Table 5. Trip and Method Blank Data Summary for Groundwater Samples for the Open Detonation Unit, Kirtland Air Force Base, September 2015

Method	Blank ID	Matrix	Blank Type*	SDG	Analyte	Analysis Date	Result	DL	LOD	LOQ	Flag	Units
SW8330B												
	MB 320-85302/1-A	WATER	LB	320-14711-1	2,6-Dinitrotoluene	9/15/2015	0.1	0.05	0.1	0.13	U	UG/L
	MB 320-85302/1-A		LB	320-14737-1	2,6-Dinitrotoluene	9/15/2015	0.1	0.05	0.1	0.13	U	UG/L
	MB 320-85302/1-A		LB	320-14711-1	2-Amino-4,6-dinitrotoluene	9/15/2015	0.1	0.03	0.1	0.15	U	UG/L
	MB 320-85302/1-A		LB	320-14737-1	2-Amino-4,6-dinitrotoluene	9/15/2015	0.1	0.03	0.1	0.15	U	UG/L
	MB 320-85302/1-A		LB	320-14737-1	2-Nitrotoluene	9/15/2015	0.2	0.088	0.2	0.5	U	UG/L
	MB 320-85302/1-A		LB	320-14711-1	2-Nitrotoluene	9/15/2015	0.2	0.088	0.2	0.5	U	UG/L
	MB 320-85302/1-A		LB	320-14737-1	3-Nitrotoluene	9/15/2015	0.2	0.057	0.2	0.5	U	UG/L
	MB 320-85302/1-A		LB	320-14711-1	3-Nitrotoluene	9/15/2015	0.2	0.057	0.2	0.5	U	UG/L
	MB 320-85302/1-A		LB	320-14711-1	4-Amino-2,6-dinitrotoluene	9/15/2015	0.1	0.05	0.1	0.15	U	UG/L
	MB 320-85302/1-A		LB	320-14737-1	4-Amino-2,6-dinitrotoluene	9/15/2015	0.1	0.05	0.1	0.15	U	UG/L
	MB 320-85302/1-A		LB	320-14711-1	4-Nitrotoluene	9/15/2015	0.2	0.088	0.2	0.5	U	UG/L
	MB 320-85302/1-A		LB	320-14737-1	4-Nitrotoluene	9/15/2015	0.2	0.088	0.2	0.5	U	UG/L
	MB 320-85302/1-A		LB	320-14737-1	HMX	9/15/2015	0.1	0.036	0.1	0.15	U	UG/L
	MB 320-85302/1-A		LB	320-14711-1	HMX	9/15/2015	0.1	0.036	0.1	0.15	U	UG/L
	MB 320-85302/1-A		LB	320-14711-1	Nitrobenzene	9/15/2015	0.1	0.05	0.1	0.15	U	UG/L
	MB 320-85302/1-A		LB	320-14737-1	Nitrobenzene	9/15/2015	0.1	0.05	0.1	0.15	U	UG/L
	MB 320-85302/1-A		LB	320-14737-1	Nitroglycerin	9/15/2015	0.75	0.33	0.75	1.5	U	UG/L
	MB 320-85302/1-A		LB	320-14711-1	Nitroglycerin	9/15/2015	0.75	0.33	0.75	1.5	U	UG/L
	MB 320-85302/1-A		LB	320-14711-1	PETN	9/15/2015	0.75	0.3	0.75	1.5	U	UG/L
	MB 320-85302/1-A		LB	320-14737-1	PETN	9/15/2015	0.75	0.3	0.75	1.5	U	UG/L
	MB 320-85302/1-A		LB	320-14711-1	RDX	9/15/2015	0.1	0.036	0.1	0.15	U	UG/L
	MB 320-85302/1-A		LB	320-14737-1	RDX	9/15/2015	0.1	0.036	0.1	0.15	U	UG/L
	MB 320-85302/1-A		LB	320-14711-1	Tetryl	9/15/2015	0.1	0.05	0.1	0.15	U	UG/L
	MB 320-85302/1-A		LB	320-14737-1	Tetryl	9/15/2015	0.1	0.05	0.1	0.15	U	UG/L
	OT29-EB01-02092015		EB	320-14737-1	1,3,5-Trinitrobenzene	9/15/2015	0.1	0.032	0.1	0.15	U	UG/L
	OT29-EB01-02092015		EB	320-14737-1	1,3-Dinitrobenzene	9/15/2015	0.1	0.052	0.1	0.15	U	UG/L
	OT29-EB01-02092015		EB	320-14737-1	2,4,6-Trinitrotoluene	9/15/2015	0.1	0.052	0.1	0.15	U	UG/L
	OT29-EB01-02092015		EB	320-14737-1	2,4-Dinitrotoluene	9/15/2015	0.1	0.052	0.1	0.13	U	UG/L
	OT29-EB01-02092015		EB	320-14737-1	2,6-Dinitrotoluene	9/15/2015	0.1	0.052	0.1	0.13	U	UG/L
	OT29-EB01-02092015		EB	320-14737-1	2-Amino-4,6-dinitrotoluene	9/15/2015	0.1	0.031	0.1	0.15	U	UG/L
	OT29-EB01-02092015		EB	320-14737-1	2-Nitrotoluene	9/15/2015	0.21	0.091	0.21	0.52	U	UG/L
	OT29-EB01-02092015		EB	320-14737-1	3-Nitrotoluene	9/15/2015	0.21	0.059	0.21	0.52	U	UG/L
	OT29-EB01-02092015		EB	320-14737-1	4-Amino-2,6-dinitrotoluene	9/15/2015	0.1	0.052	0.1	0.15	U	UG/L

Table 5. Trip and Method Blank Data Summary for Groundwater Samples for the Open Detonation Unit, Kirtland Air Force Base, September 2015

Method	Blank ID	Matrix	Blank Type*	SDG	Analyte	Analysis Date	Result	DL	LOD	LOQ	Flag	Units
SW8330B												
	OT29-EB01-02092015	WATER	EB	320-14737-1	4-Nitrotoluene	9/15/2015	0.21	0.091	0.21	0.52	U	UG/L
	OT29-EB01-02092015		EB	320-14737-1	HMX	9/15/2015	0.1	0.037	0.1	0.15	U	UG/L
	OT29-EB01-02092015		EB	320-14737-1	Nitrobenzene	9/15/2015	0.1	0.052	0.1	0.15	U	UG/L
	OT29-EB01-02092015		EB	320-14737-1	Nitroglycerin	9/15/2015	0.77	0.34	0.77	1.5	U	UG/L
	OT29-EB01-02092015		EB	320-14737-1	PETN	9/15/2015	0.77	0.31	0.77	1.5	U	UG/L
	OT29-EB01-02092015		EB	320-14737-1	RDX	9/15/2015	0.1	0.037	0.1	0.15	U	UG/L
	OT29-EB01-02092015		EB	320-14737-1	Tetryl	9/15/2015	0.1	0.052	0.1	0.15	U	UG/L
SW9034												
	MB 280-293696/2-A	WATER	LB	320-14711-1	Sulfide	9/4/2015	1.9	0.79	1.9	4	U	MG/L
	MB 280-293773/2-A		LB	320-14737-1	Sulfide	9/5/2015	1.9	0.79	1.9	4	U	MG/L
	OT29-EB01-02092015		EB	320-14737-1	Sulfide	9/5/2015	1.9	0.79	1.9	4	U	MG/L
SW9056												
	MB 320-85990/3	WATER	LB	320-14711-1	Bromide	9/2/2015	0.2	0.088	0.2	0.5	U	MG/L
	MB 320-85990/3		LB	320-14711-1	Chloride	9/2/2015	0.1	0.037	0.1	1	U	MG/L
	MB 320-85990/3		LB	320-14711-1	Fluoride	9/2/2015	0.2	0.059	0.2	0.5	U	MG/L
	MB 320-85990/3		LB	320-14711-1	Sulfate	9/2/2015	0.15	0.049	0.15	1	U	MG/L
	MB 320-85991/3		LB	320-14711-1	Nitrate as N	9/2/2015	0.03	0.022	0.03	0.05	U	MG/L
	MB 320-85991/3		LB	320-14711-1	Nitrite as N	9/2/2015	0.03	0.016	0.03	0.05	U	MG/L
	MB 320-85996/3		LB	320-14737-1	Bromide	9/3/2015	0.2	0.088	0.2	0.5	U	MG/L
	MB 320-85996/3		LB	320-14737-1	Chloride	9/3/2015	0.1	0.037	0.1	1	U	MG/L
	MB 320-85996/3		LB	320-14737-1	Fluoride	9/3/2015	0.2	0.059	0.2	0.5	U	MG/L
	MB 320-85996/3		LB	320-14737-1	Sulfate	9/3/2015	0.15	0.049	0.15	1	U	MG/L
	MB 320-85997/3		LB	320-14737-1	Nitrate as N	9/3/2015	0.03	0.022	0.03	0.05	U	MG/L
	MB 320-85997/3		LB	320-14737-1	Nitrite as N	9/3/2015	0.03	0.016	0.03	0.05	U	MG/L
	MB 320-87062/3		LB	320-14737-1	Chloride	9/18/2015	0.1	0.037	0.1	1	U	MG/L
	MB 320-87062/3		LB	320-14711-1	Chloride	9/18/2015	0.1	0.037	0.1	1	U	MG/L
	MB 320-87062/3		LB	320-14737-1	Sulfate	9/18/2015	0.15	0.049	0.15	1	U	MG/L
	OT29-EB01-02092015		EB	320-14737-1	Bromide	9/3/2015	0.2	0.088	0.2	0.5	U	MG/L
	OT29-EB01-02092015		EB	320-14737-1	Chloride	9/3/2015	0.25	0.037	0.1	1	J	MG/L
	OT29-EB01-02092015		EB	320-14737-1	Fluoride	9/3/2015	0.2	0.059	0.2	0.5	U	MG/L
	OT29-EB01-02092015		EB	320-14737-1	Nitrate as N	9/3/2015	0.03	0.022	0.03	0.05	U	MG/L
	OT29-EB01-02092015		EB	320-14737-1	Nitrite as N	9/3/2015	0.03	0.016	0.03	0.05	U	MG/L
	OT29-EB01-02092015		EB	320-14737-1	Sulfate	9/3/2015	0.21	0.049	0.15	1	J	MG/L

Table 5. Trip and Method Blank Data Summary for Groundwater Samples for the Open Detonation Unit, Kirtland Air Force Base, September 2015

Method	Blank ID	Matrix	Blank Type*	SDG	Analyte	Analysis Date	Result	DL	LOD	LOQ	Flag	Units
SW9060												
	MB 280-294280/4	WATER	LB	320-14711-1	Total Organic Carbon - Duplicates	9/9/2015	0.5	0.16	0.5	1	U	MG/L
	MB 280-294280/4		LB	320-14737-1	Total Organic Carbon - Duplicates	9/9/2015	0.5	0.16	0.5	1	U	MG/L

*** Blank Type**

LB = Method Blank
TB = Trip Blank

Qualifier Description
U = The analyte was analyzed for, but not detected. The associated numerical value is at or below the Limit of Detection (LOD).
J = The analyte was positively identified but the associated numerical value is below the Limit of Quantitation (LOQ).

Table 6. Laboratory Control Samples Data Summary for Groundwater Samples for the Open Detonation Unit, Kirtland Air Force Base, September 2015

Method	LabSample ID	Matrix	SDG	Analyte	% Recovery	Lower Control Limit	Upper Control Limit
A2320							
	LCS 320-85300/7	WATER	320-14711-1	Alkalinity	97	90	110
	LCS 320-86044/6		320-14711-1	Alkalinity	97	90	110
	LCS 320-86044/6		320-14737-1	Alkalinity	97	90	110
E350.1							
	LCS 280-294573/107	WATER	320-14737-1	Ammonia as N	99	90	110
	LCS 280-294573/107		320-14711-1	Ammonia as N	99	90	110
	LCS 280-294573/59		320-14711-1	Ammonia as N	100	90	110
	LCSD 280-294573/108		320-14711-1	Ammonia as N	102	90	110
	LCSD 280-294573/108		320-14737-1	Ammonia as N	102	90	110
	LCSD 280-294573/60		320-14711-1	Ammonia as N	99	90	110
EPA 7580							
	464630	WATER	1524605	White Phosphorus	98	62	129
	464630		1524791	White Phosphorus	98	62	129
SM2540C							
	LCS 320-85333/2	WATER	320-14711-1	Total Dissolved Solids	99	90	110
	LCS 320-85489/2		320-14737-1	Total Dissolved Solids	101	90	110
SW6010B							
	LCS 320-86063/2-A	WATER	320-14711-1	Boron	98	80	120
	LCS 320-86063/2-A		320-14737-1	Boron	98	80	120
	LCS 320-86063/2-A		320-14737-1	Calcium	101	80	120
	LCS 320-86063/2-A		320-14711-1	Calcium	101	80	120
	LCS 320-86063/2-A		320-14711-1	Magnesium	96	80	120
	LCS 320-86063/2-A		320-14737-1	Magnesium	96	80	120
	LCS 320-86063/2-A		320-14711-1	Sodium	96	80	120
	LCS 320-86063/2-A		320-14737-1	Sodium	96	80	120
SW6020							
	LCS 320-86064/2-A	WATER	320-14737-1	Antimony	101	80	120
	LCS 320-86064/2-A		320-14711-1	Antimony	101	80	120
	LCS 320-86064/2-A		320-14737-1	Arsenic	101	80	120
	LCS 320-86064/2-A		320-14711-1	Arsenic	101	80	120
	LCS 320-86064/2-A		320-14711-1	Barium	100	80	120
	LCS 320-86064/2-A		320-14737-1	Barium	100	80	120
	LCS 320-86064/2-A		320-14711-1	Beryllium	94	80	120
	LCS 320-86064/2-A		320-14737-1	Beryllium	94	80	120
	LCS 320-86064/2-A		320-14737-1	Cadmium	102	80	120
	LCS 320-86064/2-A		320-14711-1	Cadmium	102	80	120
	LCS 320-86064/2-A		320-14711-1	Chromium	97	80	120
	LCS 320-86064/2-A		320-14737-1	Chromium	97	80	120
	LCS 320-86064/2-A		320-14711-1	Cobalt	96	80	120
	LCS 320-86064/2-A		320-14737-1	Cobalt	96	80	120
	LCS 320-86064/2-A		320-14737-1	Copper	96	80	120
	LCS 320-86064/2-A		320-14711-1	Copper	96	80	120

Table 6. Laboratory Control Samples Data Summary for Groundwater Samples for the Open Detonation Unit, Kirtland Air Force Base, September 2015

Method	LabSample ID	Matrix	SDG	Analyte	% Recovery	Lower Control Limit	Upper Control Limit
SW6020							
	LCS 320-86064/2-A	WATER	320-14711-1	Iron	95	80	120
	LCS 320-86064/2-A		320-14737-1	Iron	95	80	120
	LCS 320-86064/2-A		320-14711-1	Lead	96	80	120
	LCS 320-86064/2-A		320-14737-1	Lead	96	80	120
	LCS 320-86064/2-A		320-14737-1	Lithium	94	80	120
	LCS 320-86064/2-A		320-14711-1	Lithium	94	80	120
	LCS 320-86064/2-A		320-14711-1	Manganese	96	80	120
	LCS 320-86064/2-A		320-14737-1	Manganese	96	80	120
	LCS 320-86064/2-A		320-14737-1	Molybdenum	104	80	120
	LCS 320-86064/2-A		320-14711-1	Molybdenum	104	80	120
	LCS 320-86064/2-A		320-14737-1	Nickel	96	80	120
	LCS 320-86064/2-A		320-14711-1	Nickel	96	80	120
	LCS 320-86064/2-A		320-14711-1	Potassium	96	80	120
	LCS 320-86064/2-A		320-14737-1	Potassium	96	80	120
	LCS 320-86064/2-A		320-14737-1	Selenium	97	80	120
	LCS 320-86064/2-A		320-14711-1	Selenium	97	80	120
	LCS 320-86064/2-A		320-14711-1	Silver	100	80	120
	LCS 320-86064/2-A		320-14737-1	Silver	100	80	120
	LCS 320-86064/2-A		320-14711-1	Strontium	105	80	120
	LCS 320-86064/2-A		320-14737-1	Strontium	105	80	120
	LCS 320-86064/2-A		320-14737-1	Thallium	95	80	120
	LCS 320-86064/2-A		320-14711-1	Thallium	95	80	120
	LCS 320-86064/2-A		320-14737-1	Tin	103	80	120
	LCS 320-86064/2-A		320-14711-1	Tin	103	80	120
	LCS 320-86064/2-A		320-14737-1	Vanadium	96	80	120
	LCS 320-86064/2-A		320-14711-1	Vanadium	96	80	120
	LCS 320-86064/2-A		320-14737-1	Zinc	103	80	120
	LCS 320-86064/2-A		320-14711-1	Zinc	103	80	120
SW6850							
	LCS 320-85200/2-A	WATER	320-14737-1	Perchlorate	95	80	120
	LCS 320-85200/2-A		320-14711-1	Perchlorate	95	80	120
SW7470A							
	LCS 320-85957/12-A	WATER	320-14737-1	Mercury	95	80	120
	LCS 320-85957/12-A		320-14711-1	Mercury	95	80	120
SW8011							
	LCS 680-399879/4-A	WATER	320-14711-1	1,2,3-Trichloropropane	109	70	130
	LCS 680-399879/4-A		320-14737-1	1,2,3-Trichloropropane	109	70	130
	LCS 680-399879/4-A		320-14737-1	1,2-Dibromo-3-Chloropropane	106	70	130
	LCS 680-399879/4-A		320-14711-1	1,2-Dibromo-3-Chloropropane	106	70	130
	LCS 680-399879/4-A		320-14711-1	1,2-Dibromoethane (EDB)	104	70	130
	LCS 680-399879/4-A		320-14737-1	1,2-Dibromoethane (EDB)	104	70	130
SW8260B							

Table 6. Laboratory Control Samples Data Summary for Groundwater Samples for the Open Detonation Unit, Kirtland Air Force Base, September 2015

Method	LabSample ID	Matrix	SDG	Analyte	% Recovery	Lower Control Limit	Upper Control Limit
SW8260B							
	LCS 320-84885/3	WATER	320-14711-1	1,1,1-Trichloroethane	100	65	130
	LCS 320-84885/3		320-14711-1	1,1,2,2-Tetrachloroethane	104	65	130
	LCS 320-84885/3		320-14711-1	1,1,2-Trichloro-1,2,2-trifluoroet	99	64	125
	LCS 320-84885/3		320-14711-1	1,1,2-Trichloroethane	104	70	125
	LCS 320-84885/3		320-14711-1	1,1-Dichloroethane	103	70	135
	LCS 320-84885/3		320-14711-1	1,1-Dichloroethene	99	70	130
	LCS 320-84885/3		320-14711-1	1,2,3-Trichlorobenzene	106	55	140
	LCS 320-84885/3		320-14711-1	1,2,4-Trichlorobenzene	93	65	135
	LCS 320-84885/3		320-14711-1	1,2,4-Trimethylbenzene	97	75	130
	LCS 320-84885/3		320-14711-1	1,2-Dichlorobenzene	96	70	120
	LCS 320-84885/3		320-14711-1	1,2-Dichloroethane	105	70	130
	LCS 320-84885/3		320-14711-1	1,2-Dichloropropane	105	75	125
	LCS 320-84885/3		320-14711-1	1,3,5-Trimethylbenzene	96	75	130
	LCS 320-84885/3		320-14711-1	1,3-Dichlorobenzene	99	75	125
	LCS 320-84885/3		320-14711-1	1,4-Dichlorobenzene	99	75	125
	LCS 320-84885/3		320-14711-1	2-Butanone (MEK)	103	30	150
	LCS 320-84885/3		320-14711-1	2-Hexanone	112	55	130
	LCS 320-84885/3		320-14711-1	4-Methyl-2-pentanone (MIBK)	92	60	135
	LCS 320-84885/3		320-14711-1	Acetone	79	40	140
	LCS 320-84885/3		320-14711-1	Benzene	103	80	120
	LCS 320-84885/3		320-14711-1	Bromochloromethane	100	65	130
	LCS 320-84885/3		320-14711-1	Bromodichloromethane	101	65	130
	LCS 320-84885/3		320-14711-1	Bromoform	100	70	120
	LCS 320-84885/3		320-14711-1	Bromomethane	98	30	145
	LCS 320-84885/3		320-14711-1	Carbon disulfide	102	35	160
	LCS 320-84885/3		320-14711-1	Carbon tetrachloride	99	65	140
	LCS 320-84885/3		320-14711-1	Chlorobenzene	106	80	120
	LCS 320-84885/3		320-14711-1	Chloroethane	99	60	135
	LCS 320-84885/3		320-14711-1	Chloroform	102	65	135
	LCS 320-84885/3		320-14711-1	Chloromethane	101	40	125
	LCS 320-84885/3		320-14711-1	cis-1,2-Dichloroethene	99	70	125
	LCS 320-84885/3		320-14711-1	cis-1,3-Dichloropropene	100	70	130
	LCS 320-84885/3		320-14711-1	Dibromochloromethane	100	60	135
	LCS 320-84885/3		320-14711-1	Dichlorodifluoromethane	97	30	155
	LCS 320-84885/3		320-14711-1	Ethylbenzene	102	75	125
	LCS 320-84885/3		320-14711-1	Isopropylbenzene	98	75	125
	LCS 320-84885/3		320-14711-1	Methyl tert-butyl ether	107	71	125
	LCS 320-84885/3		320-14711-1	Methylene Chloride	103	55	140
	LCS 320-84885/3		320-14711-1	m-Xylene & p-Xylene	103	75	130
	LCS 320-84885/3		320-14711-1	Naphthalene	101	55	140
	LCS 320-84885/3		320-14711-1	o-Xylene	100	80	120
	LCS 320-84885/3		320-14711-1	Styrene	102	65	135

Table 6. Laboratory Control Samples Data Summary for Groundwater Samples for the Open Detonation Unit, Kirtland Air Force Base, September 2015

Method	LabSample ID	Matrix	SDG	Analyte	% Recovery	Lower Control Limit	Upper Control Limit
SW8260B							
	LCS 320-84885/3	WATER	320-14711-1	Tetrachloroethene	102	45	150
	LCS 320-84885/3		320-14711-1	Toluene	107	75	120
	LCS 320-84885/3		320-14711-1	trans-1,2-Dichloroethene	102	60	140
	LCS 320-84885/3		320-14711-1	trans-1,3-Dichloropropene	106	55	140
	LCS 320-84885/3		320-14711-1	Trichloroethene	99	70	125
	LCS 320-84885/3		320-14711-1	Trichlorofluoromethane	96	60	145
	LCS 320-84885/3		320-14711-1	Vinyl chloride	97	50	136
	LCS 320-85079/3		320-14737-1	1,1,1-Trichloroethane	100	65	130
	LCS 320-85079/3		320-14737-1	1,1,2,2-Tetrachloroethane	99	65	130
	LCS 320-85079/3		320-14737-1	1,1,2-Trichloro-1,2,2-trifluoroet	99	64	125
	LCS 320-85079/3		320-14737-1	1,1,2-Trichloroethane	102	70	125
	LCS 320-85079/3		320-14737-1	1,1-Dichloroethane	100	70	135
	LCS 320-85079/3		320-14737-1	1,1-Dichloroethene	95	70	130
	LCS 320-85079/3		320-14737-1	1,2,3-Trichlorobenzene	105	55	140
	LCS 320-85079/3		320-14737-1	1,2,4-Trichlorobenzene	94	65	135
	LCS 320-85079/3		320-14737-1	1,2,4-Trimethylbenzene	97	75	130
	LCS 320-85079/3		320-14737-1	1,2-Dichlorobenzene	96	70	120
	LCS 320-85079/3		320-14737-1	1,2-Dichloroethane	101	70	130
	LCS 320-85079/3		320-14737-1	1,2-Dichloropropane	102	75	125
	LCS 320-85079/3		320-14737-1	1,3,5-Trimethylbenzene	95	75	130
	LCS 320-85079/3		320-14737-1	1,3-Dichlorobenzene	97	75	125
	LCS 320-85079/3		320-14737-1	1,4-Dichlorobenzene	99	75	125
	LCS 320-85079/3		320-14737-1	2-Butanone (MEK)	101	30	150
	LCS 320-85079/3		320-14737-1	2-Hexanone	109	55	130
	LCS 320-85079/3		320-14737-1	4-Methyl-2-pentanone (MIBK)	92	60	135
	LCS 320-85079/3		320-14737-1	Acetone	102	40	140
	LCS 320-85079/3		320-14737-1	Benzene	101	80	120
	LCS 320-85079/3		320-14737-1	Bromochloromethane	102	65	130
	LCS 320-85079/3		320-14737-1	Bromodichloromethane	97	65	130
	LCS 320-85079/3		320-14737-1	Bromoform	100	70	120
	LCS 320-85079/3		320-14737-1	Bromomethane	96	30	145
	LCS 320-85079/3		320-14737-1	Carbon disulfide	98	35	160
	LCS 320-85079/3		320-14737-1	Carbon tetrachloride	97	65	140
	LCS 320-85079/3		320-14737-1	Chlorobenzene	103	80	120
	LCS 320-85079/3		320-14737-1	Chloroethane	96	60	135
	LCS 320-85079/3		320-14737-1	Chloroform	98	65	135
	LCS 320-85079/3		320-14737-1	Chloromethane	97	40	125
	LCS 320-85079/3		320-14737-1	cis-1,2-Dichloroethene	97	70	125
	LCS 320-85079/3		320-14737-1	cis-1,3-Dichloropropene	101	70	130
	LCS 320-85079/3		320-14737-1	Dibromochloromethane	97	60	135
	LCS 320-85079/3		320-14737-1	Dichlorodifluoromethane	93	30	155
	LCS 320-85079/3		320-14737-1	Ethylbenzene	98	75	125

Table 6. Laboratory Control Samples Data Summary for Groundwater Samples for the Open Detonation Unit, Kirtland Air Force Base, September 2015

Method	LabSample ID	Matrix	SDG	Analyte	% Recovery	Lower Control Limit	Upper Control Limit
SW8260B							
	LCS 320-85079/3	WATER	320-14737-1	Isopropylbenzene	98	75	125
	LCS 320-85079/3		320-14737-1	Methyl tert-butyl ether	110	71	125
	LCS 320-85079/3		320-14737-1	Methylene Chloride	100	55	140
	LCS 320-85079/3		320-14737-1	m-Xylene & p-Xylene	100	75	130
	LCS 320-85079/3		320-14737-1	Naphthalene	105	55	140
	LCS 320-85079/3		320-14737-1	o-Xylene	99	80	120
	LCS 320-85079/3		320-14737-1	Styrene	98	65	135
	LCS 320-85079/3		320-14737-1	Tetrachloroethene	101	45	150
	LCS 320-85079/3		320-14737-1	Toluene	104	75	120
	LCS 320-85079/3		320-14737-1	trans-1,2-Dichloroethene	99	60	140
	LCS 320-85079/3		320-14737-1	trans-1,3-Dichloropropene	108	55	140
	LCS 320-85079/3		320-14737-1	Trichloroethene	95	70	125
	LCS 320-85079/3		320-14737-1	Trichlorofluoromethane	93	60	145
	LCS 320-85079/3		320-14737-1	Vinyl chloride	92	50	136
SW8270							
	LCS 320-85359/2-A	WATER	320-14711-1	1,2,4,5-Tetrachlorobenzene	80	41	103
	LCS 320-85359/2-A		320-14737-1	1,2,4,5-Tetrachlorobenzene	80	41	103
	LCS 320-85359/2-A		320-14737-1	2,4,5-Trichlorophenol	99	50	110
	LCS 320-85359/2-A		320-14711-1	2,4,5-Trichlorophenol	99	50	110
	LCS 320-85359/2-A		320-14737-1	2,4,6-Trichlorophenol	97	50	115
	LCS 320-85359/2-A		320-14711-1	2,4,6-Trichlorophenol	97	50	115
	LCS 320-85359/2-A		320-14711-1	2,4-Dichlorophenol	95	50	105
	LCS 320-85359/2-A		320-14737-1	2,4-Dichlorophenol	95	50	105
	LCS 320-85359/2-A		320-14737-1	2,4-Dimethylphenol	93	30	110
	LCS 320-85359/2-A		320-14711-1	2,4-Dimethylphenol	93	30	110
	LCS 320-85359/2-A		320-14711-1	2,4-Dinitrotoluene	100	50	120
	LCS 320-85359/2-A		320-14737-1	2,4-Dinitrotoluene	100	50	120
	LCS 320-85359/2-A		320-14737-1	2,6-Dichlorophenol	93	70	130
	LCS 320-85359/2-A		320-14711-1	2,6-Dichlorophenol	93	70	130
	LCS 320-85359/2-A		320-14711-1	2,6-Dinitrotoluene	98	50	115
	LCS 320-85359/2-A		320-14737-1	2,6-Dinitrotoluene	98	50	115
	LCS 320-85359/2-A		320-14711-1	2-Chloronaphthalene	83	50	105
	LCS 320-85359/2-A		320-14737-1	2-Chloronaphthalene	83	50	105
	LCS 320-85359/2-A		320-14711-1	2-Chlorophenol	85	35	105
	LCS 320-85359/2-A		320-14737-1	2-Chlorophenol	85	35	105
	LCS 320-85359/2-A		320-14737-1	2-Methylphenol	79	40	110
	LCS 320-85359/2-A		320-14711-1	2-Methylphenol	79	40	110
	LCS 320-85359/2-A		320-14737-1	2-Nitroaniline	98	50	115
	LCS 320-85359/2-A		320-14711-1	2-Nitroaniline	98	50	115
	LCS 320-85359/2-A		320-14711-1	2-Nitrophenol	91	40	115
	LCS 320-85359/2-A		320-14737-1	2-Nitrophenol	91	40	115
	LCS 320-85359/2-A		320-14711-1	3,3'-Dichlorobenzidine	102	20	110

Table 6. Laboratory Control Samples Data Summary for Groundwater Samples for the Open Detonation Unit, Kirtland Air Force Base, September 2015

Method	LabSample ID	Matrix	SDG	Analyte	% Recovery	Lower Control Limit	Upper Control Limit
SW8270							
	LCS 320-85359/2-A	WATER	320-14737-1	3,3'-Dichlorobenzidine	102	20	110
	LCS 320-85359/2-A		320-14711-1	3-Methylphenol & 4-Methylphe	75	30	110
	LCS 320-85359/2-A		320-14737-1	3-Methylphenol & 4-Methylphe	75	30	110
	LCS 320-85359/2-A		320-14711-1	3-Nitroaniline	84	20	125
	LCS 320-85359/2-A		320-14737-1	3-Nitroaniline	84	20	125
	LCS 320-85359/2-A		320-14737-1	4,6-Dinitro-2-methylphenol	102	40	130
	LCS 320-85359/2-A		320-14711-1	4,6-Dinitro-2-methylphenol	102	40	130
	LCS 320-85359/2-A		320-14737-1	4-Bromophenyl phenyl ether	94	50	115
	LCS 320-85359/2-A		320-14711-1	4-Bromophenyl phenyl ether	94	50	115
	LCS 320-85359/2-A		320-14737-1	4-Chloro-3-methylphenol	98	45	110
	LCS 320-85359/2-A		320-14711-1	4-Chloro-3-methylphenol	98	45	110
	LCS 320-85359/2-A		320-14711-1	4-Chloroaniline	82	15	110
	LCS 320-85359/2-A		320-14737-1	4-Chloroaniline	82	15	110
	LCS 320-85359/2-A		320-14711-1	4-Chlorophenyl phenyl ether	92	50	110
	LCS 320-85359/2-A		320-14737-1	4-Chlorophenyl phenyl ether	92	50	110
	LCS 320-85359/2-A		320-14711-1	4-Nitroaniline	99	35	120
	LCS 320-85359/2-A		320-14737-1	4-Nitroaniline	99	35	120
	LCS 320-85359/2-A		320-14711-1	4-Nitrophenol	51	0	125
	LCS 320-85359/2-A		320-14737-1	4-Nitrophenol	51	0	125
	LCS 320-85359/2-A		320-14711-1	Acetophenone	89	70	130
	LCS 320-85359/2-A		320-14737-1	Acetophenone	89	70	130
	LCS 320-85359/2-A		320-14737-1	Azobenzene	87	55	115
	LCS 320-85359/2-A		320-14711-1	Azobenzene	87	55	115
	LCS 320-85359/2-A		320-14737-1	Benzaldehyde	79	70	130
	LCS 320-85359/2-A		320-14711-1	Benzaldehyde	79	70	130
	LCS 320-85359/2-A		320-14711-1	Biphenyl	83	47	101
	LCS 320-85359/2-A		320-14737-1	Biphenyl	83	47	101
	LCS 320-85359/2-A		320-14711-1	bis (2-chloroisopropyl) ether	75	25	130
	LCS 320-85359/2-A		320-14737-1	bis (2-chloroisopropyl) ether	75	25	130
	LCS 320-85359/2-A		320-14737-1	Bis(2-chloroethoxy)methane	89	45	105
	LCS 320-85359/2-A		320-14711-1	Bis(2-chloroethoxy)methane	89	45	105
	LCS 320-85359/2-A		320-14737-1	Bis(2-chloroethyl)ether	84	35	110
	LCS 320-85359/2-A		320-14711-1	Bis(2-chloroethyl)ether	84	35	110
	LCS 320-85359/2-A		320-14737-1	Bis(2-ethylhexyl) phthalate	104	40	125
	LCS 320-85359/2-A		320-14711-1	Bis(2-ethylhexyl) phthalate	104	40	125
	LCS 320-85359/2-A		320-14737-1	Butyl benzyl phthalate	102	45	115
	LCS 320-85359/2-A		320-14711-1	Butyl benzyl phthalate	102	45	115
	LCS 320-85359/2-A		320-14737-1	Carbazole	94	50	115
	LCS 320-85359/2-A		320-14711-1	Carbazole	94	50	115
	LCS 320-85359/2-A		320-14711-1	Dibenzofuran	87	55	105
	LCS 320-85359/2-A		320-14737-1	Dibenzofuran	87	55	105
	LCS 320-85359/2-A		320-14711-1	Diethyl phthalate	97	40	120

Table 6. Laboratory Control Samples Data Summary for Groundwater Samples for the Open Detonation Unit, Kirtland Air Force Base, September 2015

Method	LabSample ID	Matrix	SDG	Analyte	% Recovery	Lower Control Limit	Upper Control Limit
SW8270							
	LCS 320-85359/2-A	WATER	320-14737-1	Diethyl phthalate	97	40	120
	LCS 320-85359/2-A		320-14711-1	Dimethyl phthalate	96	25	125
	LCS 320-85359/2-A		320-14737-1	Dimethyl phthalate	96	25	125
	LCS 320-85359/2-A		320-14711-1	Di-n-butyl phthalate	95	55	115
	LCS 320-85359/2-A		320-14737-1	Di-n-butyl phthalate	95	55	115
	LCS 320-85359/2-A		320-14711-1	Di-n-octyl phthalate	105	35	135
	LCS 320-85359/2-A		320-14737-1	Di-n-octyl phthalate	105	35	135
	LCS 320-85359/2-A		320-14711-1	Hexachlorobenzene	98	50	110
	LCS 320-85359/2-A		320-14737-1	Hexachlorobenzene	98	50	110
	LCS 320-85359/2-A		320-14737-1	Hexachlorobutadiene	66	25	105
	LCS 320-85359/2-A		320-14711-1	Hexachlorobutadiene	66	25	105
	LCS 320-85359/2-A		320-14711-1	Hexachlorocyclopentadiene	59	37	93
	LCS 320-85359/2-A		320-14737-1	Hexachlorocyclopentadiene	59	37	93
	LCS 320-85359/2-A		320-14737-1	Hexachloroethane	63	30	95
	LCS 320-85359/2-A		320-14711-1	Hexachloroethane	63	30	95
	LCS 320-85359/2-A		320-14711-1	Isophorone	86	50	110
	LCS 320-85359/2-A		320-14737-1	Isophorone	86	50	110
	LCS 320-85359/2-A		320-14711-1	Nitrobenzene	87	45	110
	LCS 320-85359/2-A		320-14737-1	Nitrobenzene	87	45	110
	LCS 320-85359/2-A		320-14711-1	N-Nitrosodimethylamine	60	25	110
	LCS 320-85359/2-A		320-14737-1	N-Nitrosodimethylamine	60	25	110
	LCS 320-85359/2-A		320-14737-1	N-Nitrosodi-n-propylamine	89	35	130
	LCS 320-85359/2-A		320-14711-1	N-Nitrosodi-n-propylamine	89	35	130
	LCS 320-85359/2-A		320-14711-1	N-Nitrosodiphenylamine	91	50	110
	LCS 320-85359/2-A		320-14737-1	N-Nitrosodiphenylamine	91	50	110
	LCS 320-85359/2-A		320-14711-1	Pentachlorophenol	103	40	115
	LCS 320-85359/2-A		320-14737-1	Pentachlorophenol	103	40	115
	LCS 320-85359/2-A		320-14737-1	Phenol	41	0	115
	LCS 320-85359/2-A		320-14711-1	Phenol	41	0	115
	LCSD 320-85359/3-A		320-14737-1	1,2,4,5-Tetrachlorobenzene	81	41	103
	LCSD 320-85359/3-A		320-14711-1	1,2,4,5-Tetrachlorobenzene	81	41	103
	LCSD 320-85359/3-A		320-14711-1	2,4,5-Trichlorophenol	96	50	110
	LCSD 320-85359/3-A		320-14737-1	2,4,5-Trichlorophenol	96	50	110
	LCSD 320-85359/3-A		320-14711-1	2,4,6-Trichlorophenol	92	50	115
	LCSD 320-85359/3-A		320-14737-1	2,4,6-Trichlorophenol	92	50	115
	LCSD 320-85359/3-A		320-14737-1	2,4-Dichlorophenol	97	50	105
	LCSD 320-85359/3-A		320-14711-1	2,4-Dichlorophenol	97	50	105
	LCSD 320-85359/3-A		320-14711-1	2,4-Dimethylphenol	96	30	110
	LCSD 320-85359/3-A		320-14737-1	2,4-Dimethylphenol	96	30	110
	LCSD 320-85359/3-A		320-14737-1	2,4-Dinitrotoluene	103	50	120
	LCSD 320-85359/3-A		320-14711-1	2,4-Dinitrotoluene	103	50	120
	LCSD 320-85359/3-A		320-14711-1	2,6-Dichlorophenol	90	70	130

Table 6. Laboratory Control Samples Data Summary for Groundwater Samples for the Open Detonation Unit, Kirtland Air Force Base, September 2015

Method	LabSample ID	Matrix	SDG	Analyte	% Recovery	Lower Control Limit	Upper Control Limit
SW8270							
	LCSD 320-85359/3-A	WATER	320-14737-1	2,6-Dichlorophenol	90	70	130
	LCSD 320-85359/3-A		320-14737-1	2,6-Dinitrotoluene	102	50	115
	LCSD 320-85359/3-A		320-14711-1	2,6-Dinitrotoluene	102	50	115
	LCSD 320-85359/3-A		320-14737-1	2-Chloronaphthalene	84	50	105
	LCSD 320-85359/3-A		320-14711-1	2-Chloronaphthalene	84	50	105
	LCSD 320-85359/3-A		320-14711-1	2-Chlorophenol	89	35	105
	LCSD 320-85359/3-A		320-14737-1	2-Chlorophenol	89	35	105
	LCSD 320-85359/3-A		320-14737-1	2-Methylphenol	83	40	110
	LCSD 320-85359/3-A		320-14711-1	2-Methylphenol	83	40	110
	LCSD 320-85359/3-A		320-14711-1	2-Nitroaniline	98	50	115
	LCSD 320-85359/3-A		320-14737-1	2-Nitroaniline	98	50	115
	LCSD 320-85359/3-A		320-14711-1	2-Nitrophenol	92	40	115
	LCSD 320-85359/3-A		320-14737-1	2-Nitrophenol	92	40	115
	LCSD 320-85359/3-A		320-14737-1	3,3'-Dichlorobenzidine	107	20	110
	LCSD 320-85359/3-A		320-14711-1	3,3'-Dichlorobenzidine	107	20	110
	LCSD 320-85359/3-A		320-14737-1	3-Methylphenol & 4-Methylphe	80	30	110
	LCSD 320-85359/3-A		320-14711-1	3-Methylphenol & 4-Methylphe	80	30	110
	LCSD 320-85359/3-A		320-14737-1	3-Nitroaniline	90	20	125
	LCSD 320-85359/3-A		320-14711-1	3-Nitroaniline	90	20	125
	LCSD 320-85359/3-A		320-14711-1	4,6-Dinitro-2-methylphenol	91	40	130
	LCSD 320-85359/3-A		320-14737-1	4,6-Dinitro-2-methylphenol	91	40	130
	LCSD 320-85359/3-A		320-14711-1	4-Bromophenyl phenyl ether	97	50	115
	LCSD 320-85359/3-A		320-14737-1	4-Bromophenyl phenyl ether	97	50	115
	LCSD 320-85359/3-A		320-14711-1	4-Chloro-3-methylphenol	98	45	110
	LCSD 320-85359/3-A		320-14737-1	4-Chloro-3-methylphenol	98	45	110
	LCSD 320-85359/3-A		320-14711-1	4-Chloroaniline	89	15	110
	LCSD 320-85359/3-A		320-14737-1	4-Chloroaniline	89	15	110
	LCSD 320-85359/3-A		320-14711-1	4-Chlorophenyl phenyl ether	92	50	110
	LCSD 320-85359/3-A		320-14737-1	4-Chlorophenyl phenyl ether	92	50	110
	LCSD 320-85359/3-A		320-14711-1	4-Nitroaniline	98	35	120
	LCSD 320-85359/3-A		320-14737-1	4-Nitroaniline	98	35	120
	LCSD 320-85359/3-A		320-14737-1	4-Nitrophenol	46	0	125
	LCSD 320-85359/3-A		320-14711-1	4-Nitrophenol	46	0	125
	LCSD 320-85359/3-A		320-14737-1	Acetophenone	94	70	130
	LCSD 320-85359/3-A		320-14711-1	Acetophenone	94	70	130
	LCSD 320-85359/3-A		320-14711-1	Azobenzene	91	55	115
	LCSD 320-85359/3-A		320-14737-1	Azobenzene	91	55	115
	LCSD 320-85359/3-A		320-14737-1	Benzaldehyde	88	70	130
	LCSD 320-85359/3-A		320-14711-1	Benzaldehyde	88	70	130
	LCSD 320-85359/3-A		320-14737-1	Biphenyl	83	47	101
	LCSD 320-85359/3-A		320-14711-1	Biphenyl	83	47	101
	LCSD 320-85359/3-A		320-14737-1	bis (2-chloroisopropyl) ether	81	25	130

Table 6. Laboratory Control Samples Data Summary for Groundwater Samples for the Open Detonation Unit, Kirtland Air Force Base, September 2015

Method	LabSample ID	Matrix	SDG	Analyte	% Recovery	Lower Control Limit	Upper Control Limit
SW8270							
	LCSD 320-85359/3-A	WATER	320-14711-1	bis (2-chloroisopropyl) ether	81	25	130
	LCSD 320-85359/3-A		320-14737-1	Bis(2-chloroethoxy)methane	90	45	105
	LCSD 320-85359/3-A		320-14711-1	Bis(2-chloroethoxy)methane	90	45	105
	LCSD 320-85359/3-A		320-14737-1	Bis(2-chloroethyl)ether	91	35	110
	LCSD 320-85359/3-A		320-14711-1	Bis(2-chloroethyl)ether	91	35	110
	LCSD 320-85359/3-A		320-14737-1	Bis(2-ethylhexyl) phthalate	104	40	125
	LCSD 320-85359/3-A		320-14711-1	Bis(2-ethylhexyl) phthalate	104	40	125
	LCSD 320-85359/3-A		320-14711-1	Butyl benzyl phthalate	103	45	115
	LCSD 320-85359/3-A		320-14737-1	Butyl benzyl phthalate	103	45	115
	LCSD 320-85359/3-A		320-14711-1	Carbazole	97	50	115
	LCSD 320-85359/3-A		320-14737-1	Carbazole	97	50	115
	LCSD 320-85359/3-A		320-14711-1	Dibenzofuran	89	55	105
	LCSD 320-85359/3-A		320-14737-1	Dibenzofuran	89	55	105
	LCSD 320-85359/3-A		320-14711-1	Diethyl phthalate	100	40	120
	LCSD 320-85359/3-A		320-14737-1	Diethyl phthalate	100	40	120
	LCSD 320-85359/3-A		320-14737-1	Dimethyl phthalate	97	25	125
	LCSD 320-85359/3-A		320-14711-1	Dimethyl phthalate	97	25	125
	LCSD 320-85359/3-A		320-14711-1	Di-n-butyl phthalate	99	55	115
	LCSD 320-85359/3-A		320-14737-1	Di-n-butyl phthalate	99	55	115
	LCSD 320-85359/3-A		320-14711-1	Di-n-octyl phthalate	105	35	135
	LCSD 320-85359/3-A		320-14737-1	Di-n-octyl phthalate	105	35	135
	LCSD 320-85359/3-A		320-14737-1	Hexachlorobenzene	101	50	110
	LCSD 320-85359/3-A		320-14711-1	Hexachlorobenzene	101	50	110
	LCSD 320-85359/3-A		320-14737-1	Hexachlorobutadiene	65	25	105
	LCSD 320-85359/3-A		320-14711-1	Hexachlorobutadiene	65	25	105
	LCSD 320-85359/3-A		320-14737-1	Hexachlorocyclopentadiene	58	37	93
	LCSD 320-85359/3-A		320-14711-1	Hexachlorocyclopentadiene	58	37	93
	LCSD 320-85359/3-A		320-14737-1	Hexachloroethane	65	30	95
	LCSD 320-85359/3-A		320-14711-1	Hexachloroethane	65	30	95
	LCSD 320-85359/3-A		320-14711-1	Isophorone	88	50	110
	LCSD 320-85359/3-A		320-14737-1	Isophorone	88	50	110
	LCSD 320-85359/3-A		320-14711-1	Nitrobenzene	91	45	110
	LCSD 320-85359/3-A		320-14737-1	Nitrobenzene	91	45	110
	LCSD 320-85359/3-A		320-14737-1	N-Nitrosodimethylamine	63	25	110
	LCSD 320-85359/3-A		320-14711-1	N-Nitrosodimethylamine	63	25	110
	LCSD 320-85359/3-A		320-14737-1	N-Nitrosodi-n-propylamine	94	35	130
	LCSD 320-85359/3-A		320-14711-1	N-Nitrosodi-n-propylamine	94	35	130
	LCSD 320-85359/3-A		320-14711-1	N-Nitrosodiphenylamine	95	50	110
	LCSD 320-85359/3-A		320-14737-1	N-Nitrosodiphenylamine	95	50	110
	LCSD 320-85359/3-A		320-14737-1	Pentachlorophenol	93	40	115
	LCSD 320-85359/3-A		320-14711-1	Pentachlorophenol	93	40	115
	LCSD 320-85359/3-A		320-14711-1	Phenol	42	0	115

Table 6. Laboratory Control Samples Data Summary for Groundwater Samples for the Open Detonation Unit, Kirtland Air Force Base, September 2015

Method	LabSample ID	Matrix	SDG	Analyte	% Recovery	Lower Control Limit	Upper Control Limit
SW8270							
	LCSD 320-85359/3-A	WATER	320-14737-1	Phenol	42	0	115
SW8270SIM							
	LCS 320-85184/2-A	WATER	320-14737-1	1-Methylnaphthalene	74	38	107
	LCS 320-85184/2-A		320-14711-1	1-Methylnaphthalene	74	38	107
	LCS 320-85184/2-A		320-14737-1	2-Methylnaphthalene	74	45	105
	LCS 320-85184/2-A		320-14711-1	2-Methylnaphthalene	74	45	105
	LCS 320-85184/2-A		320-14711-1	Acenaphthene	80	45	110
	LCS 320-85184/2-A		320-14737-1	Acenaphthene	80	45	110
	LCS 320-85184/2-A		320-14711-1	Acenaphthylene	82	50	105
	LCS 320-85184/2-A		320-14737-1	Acenaphthylene	82	50	105
	LCS 320-85184/2-A		320-14737-1	Anthracene	79	55	110
	LCS 320-85184/2-A		320-14711-1	Anthracene	79	55	110
	LCS 320-85184/2-A		320-14711-1	Benzo[a]anthracene	89	55	110
	LCS 320-85184/2-A		320-14737-1	Benzo[a]anthracene	89	55	110
	LCS 320-85184/2-A		320-14711-1	Benzo[a]pyrene	84	55	110
	LCS 320-85184/2-A		320-14737-1	Benzo[a]pyrene	84	55	110
	LCS 320-85184/2-A		320-14711-1	Benzo[b]fluoranthene	86	45	120
	LCS 320-85184/2-A		320-14737-1	Benzo[b]fluoranthene	86	45	120
	LCS 320-85184/2-A		320-14711-1	Benzo[g,h,i]perylene	74	40	125
	LCS 320-85184/2-A		320-14737-1	Benzo[g,h,i]perylene	74	40	125
	LCS 320-85184/2-A		320-14711-1	Benzo[k]fluoranthene	88	45	125
	LCS 320-85184/2-A		320-14737-1	Benzo[k]fluoranthene	88	45	125
	LCS 320-85184/2-A		320-14711-1	Chrysene	85	55	110
	LCS 320-85184/2-A		320-14737-1	Chrysene	85	55	110
	LCS 320-85184/2-A		320-14711-1	Dibenz(a,h)anthracene	70	40	125
	LCS 320-85184/2-A		320-14737-1	Dibenz(a,h)anthracene	70	40	125
	LCS 320-85184/2-A		320-14711-1	Fluoranthene	81	55	115
	LCS 320-85184/2-A		320-14737-1	Fluoranthene	81	55	115
	LCS 320-85184/2-A		320-14711-1	Fluorene	82	50	110
	LCS 320-85184/2-A		320-14737-1	Fluorene	82	50	110
	LCS 320-85184/2-A		320-14711-1	Indeno[1,2,3-cd]pyrene	75	45	125
	LCS 320-85184/2-A		320-14737-1	Indeno[1,2,3-cd]pyrene	75	45	125
	LCS 320-85184/2-A		320-14711-1	Naphthalene	75	40	100
	LCS 320-85184/2-A		320-14737-1	Naphthalene	75	40	100
	LCS 320-85184/2-A		320-14711-1	Phenanthrene	81	50	115
	LCS 320-85184/2-A		320-14737-1	Phenanthrene	81	50	115
	LCS 320-85184/2-A		320-14711-1	Pyrene	81	50	130
	LCS 320-85184/2-A		320-14737-1	Pyrene	81	50	130
	LCS 320-85237/2-A		320-14711-1	1,4-Dioxane	35	12	52
	LCS 320-85237/2-A		320-14737-1	1,4-Dioxane	35	12	52
SW8290							
	LCS 320-85155/2-A	WATER	320-14711-2	1,2,3,4,6,7,8-HpCDD	96	81	132

Table 6. Laboratory Control Samples Data Summary for Groundwater Samples for the Open Detonation Unit, Kirtland Air Force Base, September 2015

Method	LabSample ID	Matrix	SDG	Analyte	% Recovery	Lower Control Limit	Upper Control Limit
SW8290							
	LCS 320-85155/2-A	WATER	320-14737-2	1,2,3,4,6,7,8-HpCDD	96	81	132
	LCS 320-85155/2-A		320-14711-2	1,2,3,4,6,7,8-HpCDF	96	81	135
	LCS 320-85155/2-A		320-14737-2	1,2,3,4,6,7,8-HpCDF	96	81	135
	LCS 320-85155/2-A		320-14711-2	1,2,3,4,7,8,9-HpCDF	99	72	140
	LCS 320-85155/2-A		320-14737-2	1,2,3,4,7,8,9-HpCDF	99	72	140
	LCS 320-85155/2-A		320-14711-2	1,2,3,4,7,8-HxCDD	90	65	144
	LCS 320-85155/2-A		320-14737-2	1,2,3,4,7,8-HxCDD	90	65	144
	LCS 320-85155/2-A		320-14711-2	1,2,3,4,7,8-HxCDF	96	86	126
	LCS 320-85155/2-A		320-14737-2	1,2,3,4,7,8-HxCDF	96	86	126
	LCS 320-85155/2-A		320-14711-2	1,2,3,6,7,8-HxCDD	89	78	137
	LCS 320-85155/2-A		320-14737-2	1,2,3,6,7,8-HxCDD	89	78	137
	LCS 320-85155/2-A		320-14711-2	1,2,3,6,7,8-HxCDF	99	79	137
	LCS 320-85155/2-A		320-14737-2	1,2,3,6,7,8-HxCDF	99	79	137
	LCS 320-85155/2-A		320-14711-2	1,2,3,7,8,9-HxCDD	88	74	142
	LCS 320-85155/2-A		320-14737-2	1,2,3,7,8,9-HxCDD	88	74	142
	LCS 320-85155/2-A		320-14711-2	1,2,3,7,8,9-HxCDF	100	72	145
	LCS 320-85155/2-A		320-14737-2	1,2,3,7,8,9-HxCDF	100	72	145
	LCS 320-85155/2-A		320-14711-2	1,2,3,7,8-PeCDD	100	79	125
	LCS 320-85155/2-A		320-14737-2	1,2,3,7,8-PeCDD	100	79	125
	LCS 320-85155/2-A		320-14711-2	1,2,3,7,8-PeCDF	94	79	137
	LCS 320-85155/2-A		320-14737-2	1,2,3,7,8-PeCDF	94	79	137
	LCS 320-85155/2-A		320-14711-2	2,3,4,6,7,8-HxCDF	100	80	138
	LCS 320-85155/2-A		320-14737-2	2,3,4,6,7,8-HxCDF	100	80	138
	LCS 320-85155/2-A		320-14737-2	2,3,4,7,8-PeCDF	93	76	137
	LCS 320-85155/2-A		320-14711-2	2,3,4,7,8-PeCDF	93	76	137
	LCS 320-85155/2-A		320-14711-2	2,3,7,8-TCDD	97	72	144
	LCS 320-85155/2-A		320-14737-2	2,3,7,8-TCDD	97	72	144
	LCS 320-85155/2-A		320-14737-2	2,3,7,8-TCDF	89	73	150
	LCS 320-85155/2-A		320-14711-2	2,3,7,8-TCDF	89	73	150
	LCS 320-85155/2-A		320-14737-2	OCDD	96	80	129
	LCS 320-85155/2-A		320-14711-2	OCDD	96	80	129
	LCS 320-85155/2-A		320-14711-2	OCDF	107	65	145
	LCS 320-85155/2-A		320-14737-2	OCDF	107	65	145
SW8330B							
	LCS 320-85302/2-A	WATER	320-14737-1	1,3,5-Trinitrobenzene	107	65	140
	LCS 320-85302/2-A		320-14711-1	1,3,5-Trinitrobenzene	107	65	140
	LCS 320-85302/2-A		320-14711-1	1,3-Dinitrobenzene	107	45	160
	LCS 320-85302/2-A		320-14737-1	1,3-Dinitrobenzene	107	45	160
	LCS 320-85302/2-A		320-14711-1	2,4,6-Trinitrotoluene	99	50	145
	LCS 320-85302/2-A		320-14737-1	2,4,6-Trinitrotoluene	99	50	145
	LCS 320-85302/2-A		320-14737-1	2,4-Dinitrotoluene	102	60	135
	LCS 320-85302/2-A		320-14711-1	2,4-Dinitrotoluene	102	60	135

Table 6. Laboratory Control Samples Data Summary for Groundwater Samples for the Open Detonation Unit, Kirtland Air Force Base, September 2015

Method	LabSample ID	Matrix	SDG	Analyte	% Recovery	Lower Control Limit	Upper Control Limit
SW8330B							
	LCS 320-85302/2-A	WATER	320-14737-1	2,6-Dinitrotoluene	103	60	135
	LCS 320-85302/2-A		320-14711-1	2,6-Dinitrotoluene	103	60	135
	LCS 320-85302/2-A		320-14737-1	2-Amino-4,6-dinitrotoluene	99	50	155
	LCS 320-85302/2-A		320-14711-1	2-Amino-4,6-dinitrotoluene	99	50	155
	LCS 320-85302/2-A		320-14737-1	2-Nitrotoluene	98	45	135
	LCS 320-85302/2-A		320-14711-1	2-Nitrotoluene	98	45	135
	LCS 320-85302/2-A		320-14737-1	3-Nitrotoluene	101	50	130
	LCS 320-85302/2-A		320-14711-1	3-Nitrotoluene	101	50	130
	LCS 320-85302/2-A		320-14737-1	4-Amino-2,6-dinitrotoluene	103	55	155
	LCS 320-85302/2-A		320-14711-1	4-Amino-2,6-dinitrotoluene	103	55	155
	LCS 320-85302/2-A		320-14711-1	4-Nitrotoluene	99	50	130
	LCS 320-85302/2-A		320-14737-1	4-Nitrotoluene	99	50	130
	LCS 320-85302/2-A		320-14711-1	HMX	115	80	115
	LCS 320-85302/2-A		320-14737-1	HMX	115	80	115
	LCS 320-85302/2-A		320-14737-1	Nitrobenzene	101	50	140
	LCS 320-85302/2-A		320-14711-1	Nitrobenzene	101	50	140
	LCS 320-85302/2-A		320-14737-1	Nitroglycerin	99	85	115
	LCS 320-85302/2-A		320-14711-1	Nitroglycerin	99	85	115
	LCS 320-85302/2-A		320-14711-1	PETN	107	81	117
	LCS 320-85302/2-A		320-14737-1	PETN	107	81	117
	LCS 320-85302/2-A		320-14737-1	RDX	119	50	160
	LCS 320-85302/2-A		320-14711-1	RDX	119	50	160
	LCS 320-85302/2-A		320-14737-1	Tetryl	99	20	175
	LCS 320-85302/2-A		320-14711-1	Tetryl	99	20	175
SW9034							
	LCS 280-293696/1-A	WATER	320-14711-1	Sulfide	94	90	110
	LCS 280-293773/1-A		320-14737-1	Sulfide	94	90	110
SW9056							
	LCS 320-85990/4	WATER	320-14711-1	Bromide	100	90	110
	LCS 320-85990/4		320-14711-1	Chloride	98	90	110
	LCS 320-85990/4		320-14711-1	Fluoride	100	90	110
	LCS 320-85990/4		320-14711-1	Sulfate	95	90	110
	LCS 320-85991/4		320-14711-1	Nitrate as N	101	90	110
	LCS 320-85991/4		320-14711-1	Nitrite as N	99	90	110
	LCS 320-85996/4		320-14737-1	Bromide	99	90	110
	LCS 320-85996/4		320-14737-1	Chloride	97	90	110
	LCS 320-85996/4		320-14737-1	Fluoride	102	90	110
	LCS 320-85996/4		320-14737-1	Sulfate	96	90	110
	LCS 320-85997/4		320-14737-1	Nitrate as N	99	90	110
	LCS 320-85997/4		320-14737-1	Nitrite as N	101	90	110
	LCS 320-87062/4		320-14737-1	Chloride	96	90	110
	LCS 320-87062/4		320-14711-1	Chloride	96	90	110

Table 6. Laboratory Control Samples Data Summary for Groundwater Samplies for the Open Detonation Unit, Kirtland Air Force Base, September 2015

Method	LabSample ID	Matrix	SDG	Analyte	% Recovery	Lower Control Limit	Upper Control Limit
SW9056							
	LCS 320-87062/4	WATER	320-14737-1	Sulfate	95	90	110
SW9060							
	LCS 280-294280/3	WATER	320-14737-1	Total Organic Carbon - Duplic	99	90	110
	LCS 280-294280/3		320-14711-1	Total Organic Carbon - Duplic	99	90	110

Bold formatting indicates recoveries below the lower control limit or above the upper control limit.

Table 7. Matrix Spike and Matrix Spike Duplicate Sample Data Summary for Groundwater Samples for the Open Detonation Unit, Kirtland Air Force Base, September 2015

Method	Sample ID	Matrix	SDG	QA/QC Type	Analyte	Dilution	% Recovery	Lower Control Limit	Upper Control Limit
E350.1									
	OT29-GW-2903-02092015MS	WATER	320-14737-1	MS	Ammonia as N	1	101	90	110
	OT29-GW-2903-02092015MSD	WATER		SD	Ammonia as N	1	104	90	110
EPA 7580									
	OT29-GW-2903-02092015MS	WATER	1524791	MS	White Phosphorus	1	93	62	129
	OT29-GW-2903-02092015MSD	WATER		SD	White Phosphorus	1	96	62	129
SM2540C									
	OT29-FD-2904-01092015MS	WATER	320-14711-1	MS	Total Dissolved Solids	1	103	90	110
	OT29-FD-2904-01092015MSD	WATER		SD	Total Dissolved Solids	1	104	90	110
	OT29-GW-2903-02092015MS	WATER	320-14737-1	**MS**	**Total Dissolved Solids**	1	**111**	**90**	**110**
	OT29-GW-2903-02092015MSD	WATER		**SD**	**Total Dissolved Solids**	1	**115**	**90**	**110**
SW6010B									
	OT29-GW-2903-02092015MS	WATER	320-14737-1	MS	Boron	1	88	80	120
	OT29-GW-2903-02092015MS	WATER		**MS**	**Calcium**	1	**62**	**80**	**120**
	OT29-GW-2903-02092015MS	WATER		MS	Magnesium	1	82	80	120
	OT29-GW-2903-02092015MS	WATER		**MS**	**Sodium**	1	**65**	**80**	**120**
	OT29-GW-2903-02092015MSD	WATER		SD	Boron	1	99	80	120
	OT29-GW-2903-02092015MSD	WATER		SD	Calcium	1	104	80	120
	OT29-GW-2903-02092015MSD	WATER		SD	Magnesium	1	96	80	120
	OT29-GW-2903-02092015MSD	WATER		SD	Sodium	1	95	80	120
SW6020									
	OT29-GW-2903-02092015MS	WATER	320-14737-1	MS	Antimony	1	95	80	120
	OT29-GW-2903-02092015MS	WATER		MS	Arsenic	1	100	80	120
	OT29-GW-2903-02092015MS	WATER		MS	Barium	1	98	80	120
	OT29-GW-2903-02092015MS	WATER		MS	Beryllium	1	94	80	120
	OT29-GW-2903-02092015MS	WATER		MS	Cadmium	1	92	80	120
	OT29-GW-2903-02092015MS	WATER		MS	Chromium	1	94	80	120
	OT29-GW-2903-02092015MS	WATER		MS	Cobalt	1	90	80	120
	OT29-GW-2903-02092015MS	WATER		MS	Copper	1	89	80	120
	OT29-GW-2903-02092015MS	WATER		MS	Iron	1	87	80	120
	OT29-GW-2903-02092015MS	WATER		MS	Lead	1	92	80	120
	OT29-GW-2903-02092015MS	WATER		MS	Lithium	1	100	80	120
	OT29-GW-2903-02092015MS	WATER		MS	Manganese	1	92	80	120
	OT29-GW-2903-02092015MS	WATER		MS	Molybdenum	1	101	80	120
	OT29-GW-2903-02092015MS	WATER		MS	Nickel	1	88	80	120
	OT29-GW-2903-02092015MS	WATER		MS	Potassium	1	116	80	120
	OT29-GW-2903-02092015MS	WATER		MS	Selenium	1	93	64	134
	OT29-GW-2903-02092015MS	WATER		MS	Silver	1	91	80	120
	OT29-GW-2903-02092015MS	WATER		**MS**	**Strontium**	1	**185**	**80**	**120**
	OT29-GW-2903-02092015MS	WATER		MS	Thallium	1	92	77	124
	OT29-GW-2903-02092015MS	WATER		MS	Tin	1	97	80	120
	OT29-GW-2903-02092015MS	WATER		MS	Vanadium	1	96	80	120
	OT29-GW-2903-02092015MS	WATER		MS	Zinc	1	93	80	120

Table 7. Matrix Spike and Matrix Spike Duplicate Sample Data Summary for Groundwater Samples for the Open Detonation Unit, Kirtland Air Force Base, September 2015

Method	Sample ID	Matrix	SDG	QA/QC Type	Analyte	Dilution	% Recovery	Lower Control Limit	Upper Control Limit
SW6020									
	OT29-GW-2903-02092015MSD	WATER	320-14737-1	SD	Antimony	1	97	80	120
	OT29-GW-2903-02092015MSD	WATER		SD	Arsenic	1	100	80	120
	OT29-GW-2903-02092015MSD	WATER		SD	Barium	1	100	80	120
	OT29-GW-2903-02092015MSD	WATER		SD	Beryllium	1	94	80	120
	OT29-GW-2903-02092015MSD	WATER		SD	Cadmium	1	91	80	120
	OT29-GW-2903-02092015MSD	WATER		SD	Chromium	1	95	80	120
	OT29-GW-2903-02092015MSD	WATER		SD	Cobalt	1	90	80	120
	OT29-GW-2903-02092015MSD	WATER		SD	Copper	1	89	80	120
	OT29-GW-2903-02092015MSD	WATER		SD	Iron	1	88	80	120
	OT29-GW-2903-02092015MSD	WATER		SD	Lead	1	92	80	120
	OT29-GW-2903-02092015MSD	WATER		SD	Lithium	1	99	80	120
	OT29-GW-2903-02092015MSD	WATER		SD	Manganese	1	93	80	120
	OT29-GW-2903-02092015MSD	WATER		SD	Molybdenum	1	104	80	120
	OT29-GW-2903-02092015MSD	WATER		SD	Nickel	1	88	80	120
	OT29-GW-2903-02092015MSD	WATER		SD	Potassium	1	118	80	120
	OT29-GW-2903-02092015MSD	WATER		SD	Selenium	1	93	64	134
	OT29-GW-2903-02092015MSD	WATER		SD	Silver	1	90	80	120
	OT29-GW-2903-02092015MSD	WATER		**SD**	**Strontium**	1	**192**	**80**	**120**
	OT29-GW-2903-02092015MSD	WATER		SD	Thallium	1	92	77	124
	OT29-GW-2903-02092015MSD	WATER		SD	Tin	1	97	80	120
	OT29-GW-2903-02092015MSD	WATER		SD	Vanadium	1	97	80	120
	OT29-GW-2903-02092015MSD	WATER		SD	Zinc	1	94	80	120
SW6850									
	OT29-GW-2903-02092015MS	WATER	320-14737-1	MS	Perchlorate	1	84	80	120
	OT29-GW-2903-02092015MSD	WATER		SD	Perchlorate	1	92	80	120
SW7470A									
	OT29-GW-2903-02092015MS	WATER	320-14737-1	MS	Mercury	1	99	80	120
	OT29-GW-2903-02092015MSD	WATER		SD	Mercury	1	95	80	120
SW8011									
	OT29-GW-2903-02092015MS	WATER	320-14737-1	MS	1,2,3-Trichloropropane	1	109	70	130
	OT29-GW-2903-02092015MS	WATER		MS	1,2-Dibromo-3-Chloropropane	1	119	70	130
	OT29-GW-2903-02092015MS	WATER		MS	1,2-Dibromoethane (EDB)	1	109	70	130
	OT29-GW-2903-02092015MS	WATER		MS	Pentachloroethane	1	112	60	144
	OT29-GW-2903-02092015MSD	WATER		SD	1,2,3-Trichloropropane	1	108	70	130
	OT29-GW-2903-02092015MSD	WATER		SD	1,2-Dibromo-3-Chloropropane	1	117	70	130
	OT29-GW-2903-02092015MSD	WATER		SD	1,2-Dibromoethane (EDB)	1	119	70	130
	OT29-GW-2903-02092015MSD	WATER		SD	Pentachloroethane	1	123	60	144
	OT29-GW-2904-01092015MS	WATER	320-14711-1	MS	1,2,3-Trichloropropane	1	101	70	130
	OT29-GW-2904-01092015MS	WATER		MS	1,2-Dibromo-3-Chloropropane	1	105	70	130
	OT29-GW-2904-01092015MS	WATER		MS	1,2-Dibromoethane (EDB)	1	104	70	130
	OT29-GW-2904-01092015MS	WATER		MS	Pentachloroethane	1	113	60	144
SW8260B									

Table 7. Matrix Spike and Matrix Spike Duplicate Sample Data Summary for Groundwater Samples for the Open Detonation Unit, Kirtland Air Force Base, September 2015

Method	Sample ID	Matrix	SDG	QA/QC Type	Analyte	Dilution	% Recovery	Lower Control Limit	Upper Control Limit
SW8260B									
	OT29-GW-2903-02092015MS	WATER	320-14737-1	MS	1,1,1-Trichloroethane	1	92	65	130
	OT29-GW-2903-02092015MS	WATER		MS	1,1,2,2-Tetrachloroethane	1	102	65	130
	OT29-GW-2903-02092015MS	WATER		MS	1,1,2-Trichloro-1,2,2-trifluoroethane	1	92	64	125
	OT29-GW-2903-02092015MS	WATER		MS	1,1,2-Trichloroethane	1	96	70	125
	OT29-GW-2903-02092015MS	WATER		MS	1,1-Dichloroethane	1	95	70	135
	OT29-GW-2903-02092015MS	WATER		MS	1,1-Dichloroethene	1	89	70	130
	OT29-GW-2903-02092015MS	WATER		MS	1,2,3-Trichlorobenzene	1	95	55	140
	OT29-GW-2903-02092015MS	WATER		MS	1,2,4-Trichlorobenzene	1	83	65	135
	OT29-GW-2903-02092015MS	WATER		MS	1,2,4-Trimethylbenzene	1	86	75	130
	OT29-GW-2903-02092015MS	WATER		MS	1,2-Dichlorobenzene	1	91	70	120
	OT29-GW-2903-02092015MS	WATER		MS	1,2-Dichloroethane	1	99	70	130
	OT29-GW-2903-02092015MS	WATER		MS	1,2-Dichloroethane-d4 (Surr)	1	94	70	120
	OT29-GW-2903-02092015MS	WATER		MS	1,2-Dichloropropane	1	96	75	125
	OT29-GW-2903-02092015MS	WATER		MS	1,3,5-Trimethylbenzene	1	86	75	130
	OT29-GW-2903-02092015MS	WATER		MS	1,3-Dichlorobenzene	1	91	75	125
	OT29-GW-2903-02092015MS	WATER		MS	1,4-Dichlorobenzene	1	95	75	125
	OT29-GW-2903-02092015MS	WATER		MS	2-Butanone (MEK)	1	100	30	150
	OT29-GW-2903-02092015MS	WATER		MS	2-Hexanone	1	103	55	130
	OT29-GW-2903-02092015MS	WATER		MS	4-Bromofluorobenzene (Surr)	1	101	75	120
	OT29-GW-2903-02092015MS	WATER		MS	4-Methyl-2-pentanone (MIBK)	1	79	60	135
	OT29-GW-2903-02092015MS	WATER		MS	Acetone	1	100	40	140
	OT29-GW-2903-02092015MS	WATER		MS	Benzene	1	96	80	120
	OT29-GW-2903-02092015MS	WATER		MS	Bromochloromethane	1	97	65	130
	OT29-GW-2903-02092015MS	WATER		MS	Bromodichloromethane	1	94	65	130
	OT29-GW-2903-02092015MS	WATER		MS	Bromoform	1	91	70	120
	OT29-GW-2903-02092015MS	WATER		MS	Bromomethane	1	85	30	145
	OT29-GW-2903-02092015MS	WATER		MS	Carbon disulfide	1	91	35	160
	OT29-GW-2903-02092015MS	WATER		MS	Carbon tetrachloride	1	90	65	140
	OT29-GW-2903-02092015MS	WATER		MS	Chlorobenzene	1	97	80	120
	OT29-GW-2903-02092015MS	WATER		MS	Chloroethane	1	91	60	135
	OT29-GW-2903-02092015MS	WATER		MS	Chloroform	1	94	65	135
	OT29-GW-2903-02092015MS	WATER		MS	Chloromethane	1	87	40	125
	OT29-GW-2903-02092015MS	WATER		MS	cis-1,2-Dichloroethene	1	91	70	125
	OT29-GW-2903-02092015MS	WATER		MS	cis-1,3-Dichloropropene	1	82	70	130
	OT29-GW-2903-02092015MS	WATER		MS	Dibromochloromethane	1	96	60	135
	OT29-GW-2903-02092015MS	WATER		MS	Dibromofluoromethane (Surr)	1	91	85	115
	OT29-GW-2903-02092015MS	WATER		MS	Dichlorodifluoromethane	1	84	30	155
	OT29-GW-2903-02092015MS	WATER		MS	Ethylbenzene	1	89	75	125
	OT29-GW-2903-02092015MS	WATER		MS	Isopropylbenzene	1	87	75	125
	OT29-GW-2903-02092015MS	WATER		MS	Methyl tert-butyl ether	1	99	71	125
	OT29-GW-2903-02092015MS	WATER		MS	Methylene Chloride	1	97	55	140
	OT29-GW-2903-02092015MS	WATER		MS	m-Xylene & p-Xylene	1	88	75	130

Table 7. Matrix Spike and Matrix Spike Duplicate Sample Data Summary for Groundwater Samples for the Open Detonation Unit, Kirtland Air Force Base, September 2015

Method	Sample ID	Matrix	SDG	QA/QC Type	Analyte	Dilution	% Recovery	Lower Control Limit	Upper Control Limit
SW8260B									
	OT29-GW-2903-02092015MS	WATER	320-14737-1	MS	Naphthalene	1	86	55	140
	OT29-GW-2903-02092015MS	WATER		MS	o-Xylene	1	88	80	120
	OT29-GW-2903-02092015MS	WATER		MS	Styrene	1	87	65	135
	OT29-GW-2903-02092015MS	WATER		MS	Tetrachloroethene	1	94	45	150
	OT29-GW-2903-02092015MS	WATER		MS	Toluene	1	92	75	120
	OT29-GW-2903-02092015MS	WATER		MS	Toluene-d8 (Surr)	1	87	85	120
	OT29-GW-2903-02092015MS	WATER		MS	trans-1,2-Dichloroethene	1	93	60	140
	OT29-GW-2903-02092015MS	WATER		MS	trans-1,3-Dichloropropene	1	90	55	140
	OT29-GW-2903-02092015MS	WATER		MS	Trichloroethene	1	85	70	125
	OT29-GW-2903-02092015MS	WATER		MS	Trichlorofluoromethane	1	84	60	145
	OT29-GW-2903-02092015MS	WATER		MS	Vinyl chloride	1	85	50	136
	OT29-GW-2903-02092015MSD	WATER		SD	1,1,1-Trichloroethane	1	91	65	130
	OT29-GW-2903-02092015MSD	WATER		SD	1,1,2,2-Tetrachloroethane	1	99	65	130
	OT29-GW-2903-02092015MSD	WATER		SD	1,1,2-Trichloro-1,2,2-trifluoroethane	1	93	64	125
	OT29-GW-2903-02092015MSD	WATER		SD	1,1,2-Trichloroethane	1	96	70	125
	OT29-GW-2903-02092015MSD	WATER		SD	1,1-Dichloroethane	1	94	70	135
	OT29-GW-2903-02092015MSD	WATER		SD	1,1-Dichloroethene	1	88	70	130
	OT29-GW-2903-02092015MSD	WATER		SD	1,2,3-Trichlorobenzene	1	94	55	140
	OT29-GW-2903-02092015MSD	WATER		SD	1,2,4-Trichlorobenzene	1	80	65	135
	OT29-GW-2903-02092015MSD	WATER		SD	1,2,4-Trimethylbenzene	1	85	75	130
	OT29-GW-2903-02092015MSD	WATER		SD	1,2-Dichlorobenzene	1	89	70	120
	OT29-GW-2903-02092015MSD	WATER		SD	1,2-Dichloroethane	1	98	70	130
	OT29-GW-2903-02092015MSD	WATER		SD	1,2-Dichloroethane-d4 (Surr)	1	91	70	120
	OT29-GW-2903-02092015MSD	WATER		SD	1,2-Dichloropropane	1	96	75	125
	OT29-GW-2903-02092015MSD	WATER		SD	1,3,5-Trimethylbenzene	1	86	75	130
	OT29-GW-2903-02092015MSD	WATER		SD	1,3-Dichlorobenzene	1	90	75	125
	OT29-GW-2903-02092015MSD	WATER		SD	1,4-Dichlorobenzene	1	91	75	125
	OT29-GW-2903-02092015MSD	WATER		SD	2-Butanone (MEK)	1	100	30	150
	OT29-GW-2903-02092015MSD	WATER		SD	2-Hexanone	1	102	55	130
	OT29-GW-2903-02092015MSD	WATER		SD	4-Bromofluorobenzene (Surr)	1	102	75	120
	OT29-GW-2903-02092015MSD	WATER		SD	4-Methyl-2-pentanone (MIBK)	1	82	60	135
	OT29-GW-2903-02092015MSD	WATER		SD	Acetone	1	79	40	140
	OT29-GW-2903-02092015MSD	WATER		SD	Benzene	1	95	80	120
	OT29-GW-2903-02092015MSD	WATER		SD	Bromochloromethane	1	96	65	130
	OT29-GW-2903-02092015MSD	WATER		SD	Bromodichloromethane	1	92	65	130
	OT29-GW-2903-02092015MSD	WATER		SD	Bromoform	1	86	70	120
	OT29-GW-2903-02092015MSD	WATER		SD	Bromomethane	1	88	30	145
	OT29-GW-2903-02092015MSD	WATER		SD	Carbon disulfide	1	90	35	160
	OT29-GW-2903-02092015MSD	WATER		SD	Carbon tetrachloride	1	92	65	140
	OT29-GW-2903-02092015MSD	WATER		SD	Chlorobenzene	1	96	80	120
	OT29-GW-2903-02092015MSD	WATER		SD	Chloroethane	1	92	60	135
	OT29-GW-2903-02092015MSD	WATER		SD	Chloroform	1	92	65	135

Table 7. Matrix Spike and Matrix Spike Duplicate Sample Data Summary for Groundwater Samples for the Open Detonation Unit, Kirtland Air Force Base, September 2015

Method	Sample ID	Matrix	SDG	QA/QC Type	Analyte	Dilution	% Recovery	Lower Control Limit	Upper Control Limit
SW8260B									
	OT29-GW-2903-02092015MSD	WATER	320-14737-1	SD	Chloromethane	1	90	40	125
	OT29-GW-2903-02092015MSD	WATER		SD	cis-1,2-Dichloroethene	1	88	70	125
	OT29-GW-2903-02092015MSD	WATER		SD	cis-1,3-Dichloropropene	1	83	70	130
	OT29-GW-2903-02092015MSD	WATER		SD	Dibromochloromethane	1	91	60	135
	OT29-GW-2903-02092015MSD	WATER		SD	Dibromofluoromethane (Surr)	1	92	85	115
	OT29-GW-2903-02092015MSD	WATER		SD	Dichlorodifluoromethane	1	84	30	155
	OT29-GW-2903-02092015MSD	WATER		SD	Ethylbenzene	1	89	75	125
	OT29-GW-2903-02092015MSD	WATER		SD	Isopropylbenzene	1	85	75	125
	OT29-GW-2903-02092015MSD	WATER		SD	Methyl tert-butyl ether	1	99	71	125
	OT29-GW-2903-02092015MSD	WATER		SD	Methylene Chloride	1	93	55	140
	OT29-GW-2903-02092015MSD	WATER		SD	m-Xylene & p-Xylene	1	89	75	130
	OT29-GW-2903-02092015MSD	WATER		SD	Naphthalene	1	86	55	140
	OT29-GW-2903-02092015MSD	WATER		SD	o-Xylene	1	86	80	120
	OT29-GW-2903-02092015MSD	WATER		SD	Styrene	1	86	65	135
	OT29-GW-2903-02092015MSD	WATER		SD	Tetrachloroethene	1	91	45	150
	OT29-GW-2903-02092015MSD	WATER		SD	Toluene	1	93	75	120
	OT29-GW-2903-02092015MSD	WATER		SD	Toluene-d8 (Surr)	1	90	85	120
	OT29-GW-2903-02092015MSD	WATER		SD	trans-1,2-Dichloroethene	1	91	60	140
	OT29-GW-2903-02092015MSD	WATER		SD	trans-1,3-Dichloropropene	1	93	55	140
	OT29-GW-2903-02092015MSD	WATER		SD	Trichloroethene	1	85	70	125
	OT29-GW-2903-02092015MSD	WATER		SD	Trichlorofluoromethane	1	87	60	145
	OT29-GW-2903-02092015MSD	WATER		SD	Vinyl chloride	1	82	50	136
SW8270									
	OT29-GW-2903-02092015MS	WATER	320-14737-1	MS	1,2,4,5-Tetrachlorobenzene	1	77	41	103
	OT29-GW-2903-02092015MS	WATER		MS	2,4,5-Trichlorophenol	1	89	50	110
	OT29-GW-2903-02092015MS	WATER		MS	2,4,6-Tribromophenol (Surr)	1	93	40	125
	OT29-GW-2903-02092015MS	WATER		MS	2,4,6-Trichlorophenol	1	88	50	115
	OT29-GW-2903-02092015MS	WATER		MS	2,4-Dichlorophenol	1	87	50	105
	OT29-GW-2903-02092015MS	WATER		MS	2,4-Dimethylphenol	1	85	30	110
	OT29-GW-2903-02092015MS	WATER		MS	2,4-Dinitrotoluene	1	91	50	120
	OT29-GW-2903-02092015MS	WATER		MS	2,6-Dichlorophenol	1	85	70	130
	OT29-GW-2903-02092015MS	WATER		MS	2,6-Dinitrotoluene	1	90	50	115
	OT29-GW-2903-02092015MS	WATER		MS	2-Chloronaphthalene	1	79	50	105
	OT29-GW-2903-02092015MS	WATER		MS	2-Chlorophenol	1	80	35	105
	OT29-GW-2903-02092015MS	WATER		MS	2-Fluorobiphenyl (Surr)	1	81	50	110
	OT29-GW-2903-02092015MS	WATER		MS	2-Fluorophenol (Surr)	1	53	20	110
	OT29-GW-2903-02092015MS	WATER		MS	2-Methylphenol	1	73	40	110
	OT29-GW-2903-02092015MS	WATER		MS	2-Nitroaniline	1	90	50	115
	OT29-GW-2903-02092015MS	WATER		MS	2-Nitrophenol	1	85	40	115
	OT29-GW-2903-02092015MS	WATER		MS	3,3'-Dichlorobenzidine	1	95	20	110
	OT29-GW-2903-02092015MS	WATER		MS	3-Methylphenol & 4-Methylphenol	1	68	30	110
	OT29-GW-2903-02092015MS	WATER		MS	3-Nitroaniline	1	79	20	125

Table 7. Matrix Spike and Matrix Spike Duplicate Sample Data Summary for Groundwater Samples for the Open Detonation Unit, Kirtland Air Force Base, September 2015

Method	Sample ID	Matrix	SDG	QA/QC Type	Analyte	Dilution	% Recovery	Lower Control Limit	Upper Control Limit
SW8270									
	OT29-GW-2903-02092015MS	WATER	320-14737-1	MS	4,6-Dinitro-2-methylphenol	1	86	40	130
	OT29-GW-2903-02092015MS	WATER		MS	4-Bromophenyl phenyl ether	1	86	50	115
	OT29-GW-2903-02092015MS	WATER		MS	4-Chloro-3-methylphenol	1	87	45	110
	OT29-GW-2903-02092015MS	WATER		MS	4-Chloroaniline	1	78	15	110
	OT29-GW-2903-02092015MS	WATER		MS	4-Chlorophenyl phenyl ether	1	85	50	110
	OT29-GW-2903-02092015MS	WATER		MS	4-Nitroaniline	1	90	35	120
	OT29-GW-2903-02092015MS	WATER		MS	4-Nitrophenol	1	42	0	125
	OT29-GW-2903-02092015MS	WATER		MS	Acetophenone	1	84	70	130
	OT29-GW-2903-02092015MS	WATER		MS	Azobenzene	1	81	55	115
	OT29-GW-2903-02092015MS	WATER		MS	Benzaldehyde	1	76	70	130
	OT29-GW-2903-02092015MS	WATER		MS	Biphenyl	1	79	47	101
	OT29-GW-2903-02092015MS	WATER		MS	bis (2-chloroisopropyl) ether	1	70	25	130
	OT29-GW-2903-02092015MS	WATER		MS	Bis(2-chloroethoxy)methane	1	82	45	105
	OT29-GW-2903-02092015MS	WATER		MS	Bis(2-chloroethyl)ether	1	79	35	110
	OT29-GW-2903-02092015MS	WATER		MS	Bis(2-ethylhexyl) phthalate	1	94	40	125
	OT29-GW-2903-02092015MS	WATER		MS	Butyl benzyl phthalate	1	92	45	115
	OT29-GW-2903-02092015MS	WATER		MS	Carbazole	1	87	50	115
	OT29-GW-2903-02092015MS	WATER		MS	Dibenzofuran	1	81	55	105
	OT29-GW-2903-02092015MS	WATER		MS	Diethyl phthalate	1	88	40	120
	OT29-GW-2903-02092015MS	WATER		MS	Dimethyl phthalate	1	86	25	125
	OT29-GW-2903-02092015MS	WATER		MS	Di-n-butyl phthalate	1	88	55	115
	OT29-GW-2903-02092015MS	WATER		MS	Di-n-octyl phthalate	1	94	35	135
	OT29-GW-2903-02092015MS	WATER		MS	Hexachlorobenzene	1	90	50	110
	OT29-GW-2903-02092015MS	WATER		MS	Hexachlorobutadiene	1	64	25	105
	OT29-GW-2903-02092015MS	WATER		MS	Hexachlorocyclopentadiene	1	54	37	93
	OT29-GW-2903-02092015MS	WATER		MS	Hexachloroethane	1	62	30	95
	OT29-GW-2903-02092015MS	WATER		MS	Isophorone	1	78	50	110
	OT29-GW-2903-02092015MS	WATER		MS	Nitrobenzene	1	82	45	110
	OT29-GW-2903-02092015MS	WATER		MS	Nitrobenzene-d5 (Surr)	1	82	40	110
	OT29-GW-2903-02092015MS	WATER		MS	N-Nitrosodimethylamine	1	57	25	110
	OT29-GW-2903-02092015MS	WATER		MS	N-Nitrosodi-n-propylamine	1	81	35	130
	OT29-GW-2903-02092015MS	WATER		MS	N-Nitrosodiphenylamine	1	84	50	110
	OT29-GW-2903-02092015MS	WATER		MS	Pentachlorophenol	1	87	40	115
	OT29-GW-2903-02092015MS	WATER		MS	Phenol	1	36	0	115
	OT29-GW-2903-02092015MS	WATER		MS	Phenol-d5 (Surr)	1	34	10	115
	OT29-GW-2903-02092015MS	WATER		MS	Terphenyl-d14 (Surr)	1	88	50	135
	OT29-GW-2903-02092015MSD	WATER		SD	1,2,4,5-Tetrachlorobenzene	1	84	41	103
	OT29-GW-2903-02092015MSD	WATER		SD	2,4,5-Trichlorophenol	1	97	50	110
	OT29-GW-2903-02092015MSD	WATER		SD	2,4,6-Tribromophenol (Surr)	1	99	40	125
	OT29-GW-2903-02092015MSD	WATER		SD	2,4,6-Trichlorophenol	1	95	50	115
	OT29-GW-2903-02092015MSD	WATER		SD	2,4-Dichlorophenol	1	94	50	105
	OT29-GW-2903-02092015MSD	WATER		SD	2,4-Dimethylphenol	1	90	30	110

Table 7. Matrix Spike and Matrix Spike Duplicate Sample Data Summary for Groundwater Samples for the Open Detonation Unit, Kirtland Air Force Base, September 2015

Method	Sample ID	Matrix	SDG	QA/QC Type	Analyte	Dilution	% Recovery	Lower Control Limit	Upper Control Limit
SW8270									
	OT29-GW-2903-02092015MSD	WATER	320-14737-1	SD	2,4-Dinitrotoluene	1	100	50	120
	OT29-GW-2903-02092015MSD	WATER		SD	2,6-Dichlorophenol	1	91	70	130
	OT29-GW-2903-02092015MSD	WATER		SD	2,6-Dinitrotoluene	1	97	50	115
	OT29-GW-2903-02092015MSD	WATER		SD	2-Chloronaphthalene	1	84	50	105
	OT29-GW-2903-02092015MSD	WATER		SD	2-Chlorophenol	1	85	35	105
	OT29-GW-2903-02092015MSD	WATER		SD	2-Fluorobiphenyl (Surr)	1	85	50	110
	OT29-GW-2903-02092015MSD	WATER		SD	2-Fluorophenol (Surr)	1	55	20	110
	OT29-GW-2903-02092015MSD	WATER		SD	2-Methylphenol	1	78	40	110
	OT29-GW-2903-02092015MSD	WATER		SD	2-Nitroaniline	1	96	50	115
	OT29-GW-2903-02092015MSD	WATER		SD	2-Nitrophenol	1	92	40	115
	OT29-GW-2903-02092015MSD	WATER		SD	3,3'-Dichlorobenzidine	1	105	20	110
	OT29-GW-2903-02092015MSD	WATER		SD	3-Methylphenol & 4-Methylphenol	1	74	30	110
	OT29-GW-2903-02092015MSD	WATER		SD	3-Nitroaniline	1	86	20	125
	OT29-GW-2903-02092015MSD	WATER		SD	4,6-Dinitro-2-methylphenol	1	101	40	130
	OT29-GW-2903-02092015MSD	WATER		SD	4-Bromophenyl phenyl ether	1	94	50	115
	OT29-GW-2903-02092015MSD	WATER		SD	4-Chloro-3-methylphenol	1	94	45	110
	OT29-GW-2903-02092015MSD	WATER		SD	4-Chloroaniline	1	81	15	110
	OT29-GW-2903-02092015MSD	WATER		SD	4-Chlorophenyl phenyl ether	1	91	50	110
	OT29-GW-2903-02092015MSD	WATER		SD	4-Nitroaniline	1	99	35	120
	OT29-GW-2903-02092015MSD	WATER		SD	4-Nitrophenol	1	50	0	125
	OT29-GW-2903-02092015MSD	WATER		SD	Acetophenone	1	90	70	130
	OT29-GW-2903-02092015MSD	WATER		SD	Azobenzene	1	89	55	115
	OT29-GW-2903-02092015MSD	WATER		SD	Benzaldehyde	1	80	70	130
	OT29-GW-2903-02092015MSD	WATER		SD	Biphenyl	1	84	47	101
	OT29-GW-2903-02092015MSD	WATER		SD	bis (2-chloroisopropyl) ether	1	75	25	130
	OT29-GW-2903-02092015MSD	WATER		SD	Bis(2-chloroethoxy)methane	1	87	45	105
	OT29-GW-2903-02092015MSD	WATER		SD	Bis(2-chloroethyl)ether	1	84	35	110
	OT29-GW-2903-02092015MSD	WATER		SD	Bis(2-ethylhexyl) phthalate	1	101	40	125
	OT29-GW-2903-02092015MSD	WATER		SD	Butyl benzyl phthalate	1	99	45	115
	OT29-GW-2903-02092015MSD	WATER		SD	Carbazole	1	94	50	115
	OT29-GW-2903-02092015MSD	WATER		SD	Dibenzofuran	1	88	55	105
	OT29-GW-2903-02092015MSD	WATER		SD	Diethyl phthalate	1	96	40	120
	OT29-GW-2903-02092015MSD	WATER		SD	Dimethyl phthalate	1	94	25	125
	OT29-GW-2903-02092015MSD	WATER		SD	Di-n-butyl phthalate	1	95	55	115
	OT29-GW-2903-02092015MSD	WATER		SD	Di-n-octyl phthalate	1	102	35	135
	OT29-GW-2903-02092015MSD	WATER		SD	Hexachlorobenzene	1	99	50	110
	OT29-GW-2903-02092015MSD	WATER		SD	Hexachlorobutadiene	1	64	25	105
	OT29-GW-2903-02092015MSD	WATER		SD	Hexachlorocyclopentadiene	1	59	37	93
	OT29-GW-2903-02092015MSD	WATER		SD	Hexachloroethane	1	63	30	95
	OT29-GW-2903-02092015MSD	WATER		SD	Isophorone	1	83	50	110
	OT29-GW-2903-02092015MSD	WATER		SD	Nitrobenzene	1	86	45	110
	OT29-GW-2903-02092015MSD	WATER		SD	Nitrobenzene-d5 (Surr)	1	85	40	110

Table 7. Matrix Spike and Matrix Spike Duplicate Sample Data Summary for Groundwater Samples for the Open Detonation Unit, Kirtland Air Force Base, September 2015

Method	Sample ID	Matrix	SDG	QA/QC Type	Analyte	Dilution	% Recovery	Lower Control Limit	Upper Control Limit
SW8270									
	OT29-GW-2903-02092015MSD	WATER	320-14737-1	SD	N-Nitrosodimethylamine	1	57	25	110
	OT29-GW-2903-02092015MSD	WATER		SD	N-Nitrosodi-n-propylamine	1	89	35	130
	OT29-GW-2903-02092015MSD	WATER		SD	N-Nitrosodiphenylamine	1	92	50	110
	OT29-GW-2903-02092015MSD	WATER		SD	Pentachlorophenol	1	101	40	115
	OT29-GW-2903-02092015MSD	WATER		SD	Phenol	1	38	0	115
	OT29-GW-2903-02092015MSD	WATER		SD	Phenol-d5 (Surr)	1	35	10	115
	OT29-GW-2903-02092015MSD	WATER		SD	Terphenyl-d14 (Surr)	1	93	50	135
SW8270SI									
	OT29-GW-2903-02092015MS	WATER	320-14737-1	MS	1,4-Dioxane	1	35	12	52
	OT29-GW-2903-02092015MS	WATER		MS	1-Methylnaphthalene	1	77	38	107
	OT29-GW-2903-02092015MS	WATER		MS	2-Fluorobiphenyl (Surr)	1	78	50	110
	OT29-GW-2903-02092015MS	WATER		MS	2-Methylnaphthalene	1	77	45	105
	OT29-GW-2903-02092015MS	WATER		MS	Acenaphthene	1	81	45	110
	OT29-GW-2903-02092015MS	WATER		MS	Acenaphthylene	1	82	50	105
	OT29-GW-2903-02092015MS	WATER		MS	Anthracene	1	79	55	110
	OT29-GW-2903-02092015MS	WATER		MS	Benzo[a]anthracene	1	87	55	110
	OT29-GW-2903-02092015MS	WATER		MS	Benzo[a]pyrene	1	82	55	110
	OT29-GW-2903-02092015MS	WATER		MS	Benzo[b]fluoranthene	1	82	45	120
	OT29-GW-2903-02092015MS	WATER		MS	Benzo[g,h,i]perylene	1	70	40	125
	OT29-GW-2903-02092015MS	WATER		MS	Benzo[k]fluoranthene	1	90	45	125
	OT29-GW-2903-02092015MS	WATER		MS	Chrysene	1	84	55	110
	OT29-GW-2903-02092015MS	WATER		MS	Dibenz(a,h)anthracene	1	68	40	125
	OT29-GW-2903-02092015MS	WATER		MS	Fluoranthene	1	80	55	115
	OT29-GW-2903-02092015MS	WATER		MS	Fluorene	1	82	50	110
	OT29-GW-2903-02092015MS	WATER		MS	Indeno[1,2,3-cd]pyrene	1	71	45	125
	OT29-GW-2903-02092015MS	WATER		MS	Naphthalene	1	78	40	100
	OT29-GW-2903-02092015MS	WATER		MS	Nitrobenzene-d5	1	82	40	110
	OT29-GW-2903-02092015MS	WATER		MS	Nitrobenzene-d5	1	72	40	110
	OT29-GW-2903-02092015MS	WATER		MS	Phenanthrene	1	81	50	115
	OT29-GW-2903-02092015MS	WATER		MS	Pyrene	1	79	50	130
	OT29-GW-2903-02092015MS	WATER		MS	Terphenyl-d14	1	89	50	135
	OT29-GW-2903-02092015MSD	WATER		SD	1,4-Dioxane	1	34	12	52
	OT29-GW-2903-02092015MSD	WATER		SD	1-Methylnaphthalene	1	76	38	107
	OT29-GW-2903-02092015MSD	WATER		SD	2-Fluorobiphenyl (Surr)	1	77	50	110
	OT29-GW-2903-02092015MSD	WATER		SD	2-Methylnaphthalene	1	76	45	105
	OT29-GW-2903-02092015MSD	WATER		SD	Acenaphthene	1	80	45	110
	OT29-GW-2903-02092015MSD	WATER		SD	Acenaphthylene	1	81	50	105
	OT29-GW-2903-02092015MSD	WATER		SD	Anthracene	1	79	55	110
	OT29-GW-2903-02092015MSD	WATER		SD	Benzo[a]anthracene	1	88	55	110
	OT29-GW-2903-02092015MSD	WATER		SD	Benzo[a]pyrene	1	81	55	110
	OT29-GW-2903-02092015MSD	WATER		SD	Benzo[b]fluoranthene	1	83	45	120
	OT29-GW-2903-02092015MSD	WATER		SD	Benzo[g,h,i]perylene	1	72	40	125

Table 7. Matrix Spike and Matrix Spike Duplicate Sample Data Summary for Groundwater Samples for the Open Detonation Unit, Kirtland Air Force Base, September 2015

Method	Sample ID	Matrix	SDG	QA/QC Type	Analyte	Dilution	% Recovery	Lower Control Limit	Upper Control Limit
SW8270SI									
	OT29-GW-2903-02092015MSD	WATER	320-14737-1	SD	Benzo[k]fluoranthene	1	87	45	125
	OT29-GW-2903-02092015MSD	WATER		SD	Chrysene	1	86	55	110
	OT29-GW-2903-02092015MSD	WATER		SD	Dibenz(a,h)anthracene	1	69	40	125
	OT29-GW-2903-02092015MSD	WATER		SD	Fluoranthene	1	79	55	115
	OT29-GW-2903-02092015MSD	WATER		SD	Fluorene	1	80	50	110
	OT29-GW-2903-02092015MSD	WATER		SD	Indeno[1,2,3-cd]pyrene	1	69	45	125
	OT29-GW-2903-02092015MSD	WATER		SD	Naphthalene	1	77	40	100
	OT29-GW-2903-02092015MSD	WATER		SD	Nitrobenzene-d5	1	78	40	110
	OT29-GW-2903-02092015MSD	WATER		SD	Nitrobenzene-d5	1	70	40	110
	OT29-GW-2903-02092015MSD	WATER		SD	Phenanthrene	1	81	50	115
	OT29-GW-2903-02092015MSD	WATER		SD	Pyrene	1	80	50	130
	OT29-GW-2903-02092015MSD	WATER		SD	Terphenyl-d14	1	81	50	135
SW8290									
	OT29-GW-2903-02092015MS	WATER	320-14737-2	MS	1,2,3,4,6,7,8-HpCDD	1	112	81	132
	OT29-GW-2903-02092015MS	WATER		MS	1,2,3,4,6,7,8-HpCDF	1	111	81	135
	OT29-GW-2903-02092015MS	WATER		MS	1,2,3,4,7,8,9-HpCDF	1	111	72	140
	OT29-GW-2903-02092015MS	WATER		MS	1,2,3,4,7,8-HxCDD	1	97	65	144
	OT29-GW-2903-02092015MS	WATER		MS	1,2,3,4,7,8-HxCDF	1	102	86	126
	OT29-GW-2903-02092015MS	WATER		MS	1,2,3,6,7,8-HxCDD	1	103	78	137
	OT29-GW-2903-02092015MS	WATER		MS	1,2,3,6,7,8-HxCDF	1	105	79	137
	OT29-GW-2903-02092015MS	WATER		MS	1,2,3,7,8,9-HxCDD	1	99	74	142
	OT29-GW-2903-02092015MS	WATER		MS	1,2,3,7,8,9-HxCDF	1	107	72	145
	OT29-GW-2903-02092015MS	WATER		MS	1,2,3,7,8-PeCDD	1	112	79	125
	OT29-GW-2903-02092015MS	WATER		MS	1,2,3,7,8-PeCDF	1	106	79	137
	OT29-GW-2903-02092015MS	WATER		MS	13C-1,2,3,4,6,7,8-HpCDD	1	88	40	135
	OT29-GW-2903-02092015MS	WATER		MS	13C-1,2,3,4,6,7,8-HpCDF	1	92	40	135
	OT29-GW-2903-02092015MS	WATER		MS	13C-1,2,3,4,7,8-HxCDF	1	84	40	135
	OT29-GW-2903-02092015MS	WATER		MS	13C-1,2,3,6,7,8-HxCDD	1	97	40	135
	OT29-GW-2903-02092015MS	WATER		MS	13C-1,2,3,7,8-PeCDD	1	89	40	135
	OT29-GW-2903-02092015MS	WATER		MS	13C-1,2,3,7,8-PeCDF	1	96	40	135
	OT29-GW-2903-02092015MS	WATER		MS	13C-2,3,7,8-TCDD	1	89	40	135
	OT29-GW-2903-02092015MS	WATER		MS	13C-2,3,7,8-TCDF	1	90	40	135
	OT29-GW-2903-02092015MS	WATER		MS	13C-OCDD	1	77	40	135
	OT29-GW-2903-02092015MS	WATER		MS	2,3,4,6,7,8-HxCDF	1	108	80	138
	OT29-GW-2903-02092015MS	WATER		MS	2,3,4,7,8-PeCDF	1	103	76	137
	OT29-GW-2903-02092015MS	WATER		MS	2,3,7,8-TCDD	1	105	72	144
	OT29-GW-2903-02092015MS	WATER		MS	2,3,7,8-TCDF	1	100	73	150
	OT29-GW-2903-02092015MS	WATER		MS	OCDD	1	110	80	129
	OT29-GW-2903-02092015MS	WATER		MS	OCDF	1	122	65	145
	OT29-GW-2903-02092015MSD	WATER		SD	1,2,3,4,6,7,8-HpCDD	1	111	81	132
	OT29-GW-2903-02092015MSD	WATER		SD	1,2,3,4,6,7,8-HpCDF	1	112	81	135
	OT29-GW-2903-02092015MSD	WATER		SD	1,2,3,4,7,8,9-HpCDF	1	115	72	140

Table 7. Matrix Spike and Matrix Spike Duplicate Sample Data Summary for Groundwater Samples for the Open Detonation Unit, Kirtland Air Force Base, September 2015

Method	Sample ID	Matrix	SDG	QA/QC Type	Analyte	Dilution	% Recovery	Lower Control Limit	Upper Control Limit
SW8290									
	OT29-GW-2903-02092015MSD	WATER	320-14737-2	SD	1,2,3,4,7,8-HxCDD	1	98	65	144
	OT29-GW-2903-02092015MSD	WATER		SD	1,2,3,4,7,8-HxCDF	1	103	86	126
	OT29-GW-2903-02092015MSD	WATER		SD	1,2,3,6,7,8-HxCDD	1	101	78	137
	OT29-GW-2903-02092015MSD	WATER		SD	1,2,3,6,7,8-HxCDF	1	107	79	137
	OT29-GW-2903-02092015MSD	WATER		SD	1,2,3,7,8,9-HxCDD	1	101	74	142
	OT29-GW-2903-02092015MSD	WATER		SD	1,2,3,7,8,9-HxCDF	1	109	72	145
	OT29-GW-2903-02092015MSD	WATER		SD	1,2,3,7,8-PeCDD	1	116	79	125
	OT29-GW-2903-02092015MSD	WATER		SD	1,2,3,7,8-PeCDF	1	105	79	137
	OT29-GW-2903-02092015MSD	WATER		SD	13C-1,2,3,4,6,7,8-HpCDD	1	80	40	135
	OT29-GW-2903-02092015MSD	WATER		SD	13C-1,2,3,4,6,7,8-HpCDF	1	81	40	135
	OT29-GW-2903-02092015MSD	WATER		SD	13C-1,2,3,4,7,8-HxCDF	1	73	40	135
	OT29-GW-2903-02092015MSD	WATER		SD	13C-1,2,3,6,7,8-HxCDD	1	86	40	135
	OT29-GW-2903-02092015MSD	WATER		SD	13C-1,2,3,7,8-PeCDD	1	78	40	135
	OT29-GW-2903-02092015MSD	WATER		SD	13C-1,2,3,7,8-PeCDF	1	87	40	135
	OT29-GW-2903-02092015MSD	WATER		SD	13C-2,3,7,8-TCDD	1	81	40	135
	OT29-GW-2903-02092015MSD	WATER		SD	13C-2,3,7,8-TCDF	1	83	40	135
	OT29-GW-2903-02092015MSD	WATER		SD	13C-OCDD	1	65	40	135
	OT29-GW-2903-02092015MSD	WATER		SD	2,3,4,6,7,8-HxCDF	1	107	80	138
	OT29-GW-2903-02092015MSD	WATER		SD	2,3,4,7,8-PeCDF	1	106	76	137
	OT29-GW-2903-02092015MSD	WATER		SD	2,3,7,8-TCDD	1	105	72	144
	OT29-GW-2903-02092015MSD	WATER		SD	2,3,7,8-TCDF	1	101	73	150
	OT29-GW-2903-02092015MSD	WATER		SD	OCDD	1	113	80	129
	OT29-GW-2903-02092015MSD	WATER		SD	OCDF	1	126	65	145
SW8330B									
	OT29-GW-2903-02092015MS	WATER	320-14737-1	MS	1,3,5-Trinitrobenzene	1	110	65	140
	OT29-GW-2903-02092015MS	WATER		MS	1,3-Dinitrobenzene	1	110	45	160
	OT29-GW-2903-02092015MS	WATER		MS	2,4,6-Trinitrotoluene	1	103	50	145
	OT29-GW-2903-02092015MS	WATER		MS	2,4-Dinitrotoluene	1	105	60	135
	OT29-GW-2903-02092015MS	WATER		MS	2,6-Dinitrotoluene	1	105	60	135
	OT29-GW-2903-02092015MS	WATER		MS	2-Amino-4,6-dinitrotoluene	1	103	50	155
	OT29-GW-2903-02092015MS	WATER		MS	2-Nitrotoluene	1	101	45	135
	OT29-GW-2903-02092015MS	WATER		MS	3,4-Dinitrotoluene	1	91	79	111
	OT29-GW-2903-02092015MS	WATER		MS	3-Nitrotoluene	1	105	50	130
	OT29-GW-2903-02092015MS	WATER		MS	4-Amino-2,6-dinitrotoluene	1	105	55	155
	OT29-GW-2903-02092015MS	WATER		MS	4-Nitrotoluene	1	103	50	130
	OT29-GW-2903-02092015MS	WATER		**MS**	**HMX**	1	**119**	**80**	**115**
	OT29-GW-2903-02092015MS	WATER		MS	Nitrobenzene	1	106	50	140
	OT29-GW-2903-02092015MS	WATER		MS	Nitroglycerin	1	102	80	120
	OT29-GW-2903-02092015MS	WATER		MS	PETN	1	111	76	116
	OT29-GW-2903-02092015MS	WATER		MS	RDX	1	121	50	160
	OT29-GW-2903-02092015MS	WATER		MS	Tetryl	1	103	20	175
	OT29-GW-2903-02092015MSD	WATER		SD	1,3,5-Trinitrobenzene	1	112	65	140

Table 7. Matrix Spike and Matrix Spike Duplicate Sample Data Summary for Groundwater Samples for the Open Detonation Unit, Kirtland Air Force Base, September 2015

Method	Sample ID	Matrix	SDG	QA/QC Type	Analyte	Dilution	% Recovery	Lower Control Limit	Upper Control Limit
SW8330B									
	OT29-GW-2903-02092015MSD	WATER	320-14737-1	SD	1,3-Dinitrobenzene	1	111	45	160
	OT29-GW-2903-02092015MSD	WATER		SD	2,4,6-Trinitrotoluene	1	104	50	145
	OT29-GW-2903-02092015MSD	WATER		SD	2,4-Dinitrotoluene	1	104	60	135
	OT29-GW-2903-02092015MSD	WATER		SD	2,6-Dinitrotoluene	1	106	60	135
	OT29-GW-2903-02092015MSD	WATER		SD	2-Amino-4,6-dinitrotoluene	1	103	50	155
	OT29-GW-2903-02092015MSD	WATER		SD	2-Nitrotoluene	1	103	45	135
	OT29-GW-2903-02092015MSD	WATER		SD	3,4-Dinitrotoluene	1	93	79	111
	OT29-GW-2903-02092015MSD	WATER		SD	3-Nitrotoluene	1	104	50	130
	OT29-GW-2903-02092015MSD	WATER		SD	4-Amino-2,6-dinitrotoluene	1	106	55	155
	OT29-GW-2903-02092015MSD	WATER		SD	4-Nitrotoluene	1	103	50	130
	OT29-GW-2903-02092015MSD	WATER		**SD**	**HMX**	1	**119**	**80**	**115**
	OT29-GW-2903-02092015MSD	WATER		SD	Nitrobenzene	1	107	50	140
	OT29-GW-2903-02092015MSD	WATER		SD	Nitroglycerin	1	103	80	120
	OT29-GW-2903-02092015MSD	WATER		SD	PETN	1	108	76	116
	OT29-GW-2903-02092015MSD	WATER		SD	RDX	1	124	50	160
	OT29-GW-2903-02092015MSD	WATER		SD	Tetryl	1	104	20	175
SW9034									
	OT29-GW-2903-02092015MS	WATER	320-14737-1	MS	Sulfide	1	94	90	110
	OT29-GW-2903-02092015MSD	WATER		SD	Sulfide	1	103	90	110
SW9056									
	OT29-GW-2901-01092015MS	WATER	320-14711-1	MS	Bromide	2	101	90	110
	OT29-GW-2901-01092015MS	WATER		MS	Fluoride	2	99	90	110
	OT29-GW-2901-01092015MS	WATER		MS	Nitrate as N	2	91	90	110
	OT29-GW-2901-01092015MS	WATER		MS	Nitrite as N	2	98	90	110
	OT29-GW-2901-01092015MS	WATER		MS	Sulfate	2	109	90	110
	OT29-GW-2901-01092015MSD	WATER		SD	Bromide	2	100	90	110
	OT29-GW-2901-01092015MSD	WATER		SD	Fluoride	2	98	90	110
	OT29-GW-2901-01092015MSD	WATER		SD	Nitrate as N	2	95	90	110
	OT29-GW-2901-01092015MSD	WATER		SD	Nitrite as N	2	98	90	110
	OT29-GW-2901-01092015MSD	WATER		SD	Sulfate	2	106	90	110
	OT29-GW-2903-02092015MS	WATER	320-14737-1	MS	Bromide	2	101	90	110
	OT29-GW-2903-02092015MS	WATER		MS	Chloride	20	94	90	110
	OT29-GW-2903-02092015MS	WATER		MS	Fluoride	2	98	90	110
	OT29-GW-2903-02092015MS	WATER		MS	Nitrate as N	2	101	90	110
	OT29-GW-2903-02092015MS	WATER		MS	Nitrite as N	2	108	90	110
	OT29-GW-2903-02092015MS	WATER		MS	Sulfate	20	96	90	110
	OT29-GW-2903-02092015MSD	WATER		SD	Bromide	2	99	90	110
	OT29-GW-2903-02092015MSD	WATER		SD	Chloride	20	94	90	110
	OT29-GW-2903-02092015MSD	WATER		SD	Fluoride	2	97	90	110
	OT29-GW-2903-02092015MSD	WATER		SD	Nitrate as N	2	97	90	110
	OT29-GW-2903-02092015MSD	WATER		SD	Nitrite as N	2	106	90	110
	OT29-GW-2903-02092015MSD	WATER		SD	Sulfate	20	96	90	110

Table 7. Matrix Spike and Matrix Spike Duplicate Sample Data Summary for Groundwater Samples for the Open Detonation Unit, Kirtland Air Force Base, September 2015

Method	Sample ID	Matrix	SDG	QA/QC Type	Analyte	Dilution	% Recovery	Lower Control Limit	Upper Control Limit
SW9060									
	OT29-GW-2903-02092015MS	WATER	320-14737-1	MS	Total Organic Carbon - Duplicates	1	100	90	110
	OT29-GW-2903-02092015MSD	WATER		SD	Total Organic Carbon - Duplicates	1	99	90	110

Bold formatting indicates recoveries below the lower control limit or above the upper control limit.

QA/QC Type

MS = Matrix Spike
SD = Matrix Spike Duplicate

APPENDIX C

December 2015 Data Quality Evaluation Report
Open Detonation Unit at Kirtland Air Force Base

CONTENTS

Section **Page**

1.0 INTRODUCTION 5
1.1 Analytical Data 5
2.0 DATA VERIFICATION RESULTS 7
2.1 Completeness Evaluation 7
2.1.1 Sampling Completeness 7
2.1.2 Analytical Completeness 7
2.2 Representativeness Evaluation 7
2.2.1 Holding Time and Preservation 7
2.3 Accuracy Evaluation 7
2.3.1 Calibration 8
2.3.2 Method Blank Samples 8
2.3.3 Field Blank Samples 9
2.3.4 Laboratory Control Samples 9
2.3.5 Internal Standards 10
2.3.6 Surrogate Samples 10
2.3.7 Matrix Spikes 10
2.3.8 Post Digestion Spikes 11
2.3.9 Sample Quantitation 11
2.4 Precision Evaluation 11
2.4.1 Field Duplicates 11
2.4.2 Laboratory Control Sample Duplicates 11
2.4.3 Matrix Spike Duplicate Samples 11
2.4.4 Serial Dilutions 11
2.4.5 Confirmation 12
2.5 Comparability Evaluation 12
2.6 Overall Assessment 12
REFERENCES 13

ATTACHMENT

Data Verification Tables

1 Summary of Analytical Parameters for Groundwater Samples for the Open Detonation Unit, Kirtland Air Force Base, December 2015

2 Summary of Data Qualification for Groundwater Samples for the Open Detonation Unit, Kirtland Air Force Base, December 2015

3 Summary of Analytical Results for Groundwater Samples for the Open Detonation Unit, Kirtland Air Force Base, December 2015

4 Holding Times for Groundwater Samples for the Open Detonation Unit, Kirtland Air Force Base, December 2015

5 Trip and Method Blank Data Summary for Groundwater Samples for the Open Detonation Unit, Kirtland Air Force Base, December 2015

6 Laboratory Control Samples Data Summary for Groundwater Samples for the Open Detonation Unit, Kirtland Air Force Base, December 2015

7 Matrix Spike and Matrix Spike Duplicate Sample Data Summary for Groundwater Samples for the Open Detonation Unit, Kirtland Air Force Base, December 2015

ACRONYMS AND ABBREVIATIONS

AFB	Air Force Base
CCB	continuing calibration blank
CCV	continuing calibration verification
%D	percent difference
DQE	data quality evaluation
EB	equipment blank
EMPC	estimated maximum possible concentration
EPA	U.S. Environmental Protection Agency
FD	field duplicate
LCS	laboratory control spike
LCSD	laboratory control spike duplicate
LOQ	limit of quantitation
MS	matrix spike
MSD	matrix spike duplicate
PARCCS	precision, accuracy, representativeness, comparability, completeness, and sensitivity
PDS	post digestion spike
QC	quality control
RPD	relative percent difference
TB	trip blank
TDS	total dissolved solids
TIC	tentatively identified compound
TOC	total organic carbon
UFP-QAPP	Uniform Federal Policy Quality Assurance Project Plan
USAF	U.S. Air Force

THIS PAGE INTENTIONALLY LEFT BLANK

1.0 INTRODUCTION

This data quality evaluation (DQE) report presents the analytical results for groundwater samples collected from the Open Detonation Unit at Kirtland Air Force Base (AFB), New Mexico. Groundwater samples were collected December 1 through December 2, 2015. Guidance for this DQE report came from the *Uniform Federal Policy-Quality Assurance Project Plan (UFP-QAPP) to Support Closure of the Open Burn and Open Detonation Units at Kirtland AFB* (U.S. Air Force [USAF], 2012), the *Closure Plan for the Open Detonation Unit* (USAF, 2015), and individual method requirements. The analytical results were evaluated using the criteria of precision, accuracy, representativeness, comparability, completeness, and sensitivity (PARCCS) as defined in the UFP-QAPP.

1.1 Analytical Data

This DQE report provides the results and validation for four groundwater samples, one field duplicate (FD), one equipment blank (EB) and two trip blanks (TB) reported in five sample delivery groups identified as 320-16238-1, 320-16238-2, 320-16271-1, 320-16272-1 and 320-16272-2. The samples were collected and delivered to TestAmerica Laboratories, Inc. in Sacramento, California. TestAmerica subcontracted the white phosphorus analysis to ALS in Salt Lake City, Utah and the dioxin/furan analysis to TestAmerica Laboratories, Inc. in Denver, Colorado.

The samples were analyzed by the methods listed in Table 1. The analytical results and quality control tables are located in the attachment of this report.

The analytical results were assessed by reviewing the following: (1) the chain-of-custody documentation; (2) holding-time compliance; (3) calibration criteria; (4) method blank and field blank samples; (5) laboratory control spike/laboratory control spike duplicate samples (LCS/LSCD); (6) surrogate spike recoveries; (7) matrix spike/matrix spike duplicate samples (MS/MSD); (8) FD precision; (9) internal standard recoveries; and (10) the required quality control (QC) samples at the specified frequencies.

Data flags were assigned according to the UFP-QAPP. Multiple flags are routinely applied to specific sample method, matrix, and analyte combinations, but there will only be one final flag. A final flag is applied to the data and is the most conservative of the applied validation flags. The final flag also includes matrix and blank sample impacts.

The data flags are those listed in the UFP-QAPP and are defined below:

J The analyte was positively identified; the associated numerical value is the approximate concentration of the analyte in the sample.

R The sample result was rejected due to serious deficiencies in the ability to analyze the sample and meet the QC criteria. The presence or absence of the analyte could not be verified.

U The analyte was analyzed for but was not detected above the reported sample quantitation limit (limit of detection) or a detection in the samples was changed to a non-detected result, flagged “U” due to blank contamination.

UJ The analyte was not detected above the reported sample quantitation limit. However, the reported quantitation limit is approximate and may or may not represent the actual limit of quantitation necessary to accurately and precisely measure the analyte in the sample.

UN Tentatively identified compounds; the compound was not detected

A summary of the qualified data is presented in Table 2.

2.0 DATA VERIFICATION RESULTS

2.1 Completeness Evaluation

2.1.1 Sampling Completeness

Sampling completeness was assessed by reviewing the chain-of-custody documentation. Required procedures were followed and all acceptance criteria were met indicating sample completeness for this project was 100 percent.

2.1.2 Analytical Completeness

Analytical completeness was evaluated using the following equation:

$$\text{Completeness} = \frac{\text{Number of valid data points}}{\text{Total number of measurements}} \times 100$$

Where:

The number of valid data points is the total number of valid analytical measurements based on the precision, accuracy, and holding-time evaluation.

All samples were analyzed according to the UFP-QAPP. Based on the results of the data verification, the data are considered valid as qualified. The completeness goal of 95 percent was met for all method and analyte combinations.

The analytical results are listed in Table 3.

2.2 Representativeness Evaluation

Representativeness is a qualitative expression of the degree to which sample data accurately and precisely represent a characteristic of a population, sampling point or an environmental condition. Representativeness is maximized by ensuring that the number and location of sampling points, sample collection and analysis methods are appropriate for the specific investigation and that the sampling and analysis program provides data that reflects “true” site conditions. The data were evaluated for representativeness by assessing the following: the use of standard methods and reporting units, sample preservation and holding-time compliance.

2.2.1 Holding Time and Preservation

Holding time is the length of time after sample collection to extraction and/or analysis. All sample analyses met holding-time and preservation requirements for this project. The sample holding times are listed in Table 4.

2.3 Accuracy Evaluation

Accuracy is a measure of the level of agreement between a measurement and a known true value. Accuracy is evaluated by percent recovery (%R), which is calculated using the following equation:

$$\%R = \frac{A-B}{C} \times 100$$

Where,

A = the measured concentration of the analyte in the spiked sample;
B = the measured concentration of the analyte in the unspiked sample; and
C = the concentration of the analyte used for spiking.

Accuracy was evaluated using initial and continuing calibration recoveries, LCS/LCSD recoveries, MS/MSD recoveries, post digestion spike recoveries, internal standard recoveries, surrogate spike recoveries, and the evaluation of method and field blank data.

2.3.1 Calibration

Initial and continuing calibration analyses were performed as required by the methods and acceptance criteria were met with the following exceptions:

- The percent difference (%D) for benzaldehyde was less than criteria in one continuing calibration verification standard (CCV) associated with Method SW8270C, indicating a possible low sample bias. The data were qualified as estimated non-detected results and flagged "UJ" in the associated samples.

- The %Ds for cyclohexane and methylcyclohexane were greater than criteria in one CCV associated with Method SW8260B, indicating a possible high sample bias. The data were not qualified because the associated samples did not contain reportable levels of these analytes.

- Magnesium was detected at a concentration greater than the limit of quantitation (LOQ) in one continuing calibration blank (CCB) associated with Method SW6010B. The analyte was not qualified because the associated sample did not contain a reportable concentration of magnesium.

- Total organic carbon (TOC) was detected at a concentration less than the LOQ in the CCB associated with Method SM2540C. The data were qualified as not detected and flagged "U" when the sample concentrations were less than five times the blank concentration.

2.3.2 Method Blank Samples

A method blank is a clean matrix and is carried through the same analytical procedures as the environmental samples. Method blank samples were analyzed at the required frequency and were free of contamination with the following exceptions:

- Multiple analytes were detected at concentrations less than the LOQ in the method blanks associated with Method SW8290. The data were qualified as not detected and flagged "U" when the associated sample concentrations were less than five times the blank concentrations.

- TOC was detected at a concentration less than the LOQ in the method blanks associated with Method SW9060. The data were qualified as not detected and flagged "U" when the associated sample concentrations were less than five times the blank concentrations.

- Methylene chloride was detected at a concentration less than the LOQ in one method blank associated with Method SW8260B. The data were not qualified because the associated samples did not contain reportable levels of methylene chloride.

- Total dissolved solids (TDS) was detected at a concentration greater than the LOQ in one method blank associated with Method SM2540C. The data were not qualified because the sample concentrations were greater than five times the blank concentration.

- Magnesium was detected at a concentration less than the LOQ in one method blank associated with Method SW6010B. The analyte was not qualified because the associated sample did not contain a reportable concentration of magnesium.

The results of the method blank analyses are presented in Table 5.

2.3.3 Field Blank Samples

The TB and EB samples were collected, analyzed, and were free of contamination with the following exceptions:

- Multiple analytes were detected at concentrations less than the LOQ in the equipment blank associated with Method SW8290. The data were qualified as not detected and flagged "U" when the associated sample concentrations were less than five times the blank concentrations.

- Copper, potassium and zinc were detected at concentrations less than the LOQ in the EB associated with Method SW6020. The data were qualified as not detected and flagged "U" when the associated sample concentrations were less than five times the blank concentrations.

- TOC was detected at a concentration greater than the LOQ in the EB associated with Method SW9060. The data were qualified as not detected and flagged "U" when the associated sample concentrations were less than five times the blank concentrations.

- Multiple analytes were detected at concentrations less than the LOQ in the EBs associated with Methods SW6020, SW8260B, SW8270C, SW8270 SIM, SW8290, SW8330B and SW9060. In addition, TDS was detected at a concentration greater than the LOQ in the EB associated with Method SM2540C. The data were not qualified because the associated sample concentrations were greater than five times the blank concentration or the analytes were not detected in the sample.

The results of the EB and TB analyses are presented in Table 5.

2.3.4 Laboratory Control Samples

The LCS/LCSD samples were analyzed to assess accuracy in the absence of matrix effects and acceptance criteria were met with the following exceptions:

- HMX was recovered greater than the upper control limit in one LCS associated with Method SW8330B, indicating a possible high bias. The data were not qualified because the associated samples did not contain reportable levels of HMX.

- Sulfide was recovered less than the lower control limit in one LCS associated with Method SW9034, indicating a possible low bias. The data were qualified as estimated non-detected results and flagged "UJ" in the associated samples.

The LCS/LCSD results are presented in Table 6.

2.3.5 Internal Standards

Internal standards were added to the methods requiring their use and all acceptance criteria were met.

2.3.6 Surrogate Samples

Surrogates were added to all samples for the methods requiring their use and all QC acceptance criteria were met.

2.3.7 Matrix Spikes

Site specific MS/MSD samples were analyzed to assess accuracy and to identify possible matrix effects associated with the samples. Only the "parent" samples were qualified for MS issues, but data users should take into consideration low spike recoveries when evaluating other sample locations. The MS/MSD samples were analyzed as required and met all acceptance criteria with the following exceptions:

- Sulfide was recovered less than the lower control limit in the MSD associated with Method SW9034 for sample OT29-GW-2903-01122015, indicating a possible low sample bias. The result was qualified as an estimated non-detect and flagged "UJ" in the parent sample.

- Magnesium was recovered less than the lower control limit in the MS/MSD associated with Method SW6010B for sample OT29-GW-2903-01122015, indicating a possible low sample bias. The result was qualified as estimated and flagged "J" in the parent sample. In addition, the sample concentrations for calcium and sodium associated with Method SW6010B and lithium, potassium and strontium associated with Method 6020, were greater than four times the spike concentration, resulting in exceedances in the MS/MSD; however, the data were not qualified per UFP-QAPP guidelines.

- Perchlorate was recovered greater than the upper control limits in the MSD associated with Method SW6850 for sample OT29-GW-2903-01122015, indicating a possible high sample bias. The result was qualified as estimated and flagged "J" in the parent sample.

- TDS was recovered greater than the upper control limit in the MSD associated with Method SM2540C for sample OT29-GW-2904-02122015, indicating a possible high sample bias. The result was qualified as estimated and flagged "J" in the parent sample.

- Chloride was recovered greater than the upper control limit in the MS associated with Method SW9056 for sample OT29-GW-2903-01122015, indicating a possible high sample bias. The result was qualified as estimated and flagged "J" in the parent sample.

- Nitrate was recovered less than the lower control limit in the MS/MSD associated with Method SW9056 for sample OT29-GW-2904-02122015, indicating a possible low sample bias. The result was qualified as estimated and flagged "J" in the parent sample.

- Hexachloroethane was recovered greater than the upper control limit in the MSD associated with Method SW8270C for sample OT29-GW-2903-01122015, indicating a possible high sample bias. The result was not qualified because the parent sample did not contain a reportable level of hexachloroethane.

The MS/MSD results are presented in Table 7.

2.3.8 Sample Quantitation

The laboratory reported atrazine and caprolactam as tentatively identified compounds (TIC) in Method SW8270C. These compounds are not included in the calibration at the laboratory. The data were flagged "UN" to indicate they were not detected in the samples.

2.3.9 Post Digestion Spikes

Post digestion spike (PDS) were analyzed according to methods requiring their use and QC acceptance were met.

2.3.10 Sample Quantitation

The ion ratio for several analytes did not meet qualitative identification criteria in the samples associated with Method SW8290, indicating a possible interference. The data were reported as estimated maximum possible concentrations (EMPC) and flagged "J" in the samples.

2.4 Precision Evaluation

Precision measures the reproducibility of measurements under a given set of conditions and is expressed as relative percent difference (RPD):

$$RPD = \left(\frac{|A-B|}{[A+B]/2} \right) \times 100$$

Where,

A = the concentration of "parent" sample, and
B = the concentration of the "duplicate/replicate" sample.

Precision was evaluated for this project using FD, LCSD, MSD, serial dilutions and confirmation sample RPDs.

2.4.1 Field Duplicates

One FD sample was collected and analyzed as required and all precision criteria were met.

2.4.2 Laboratory Control Sample Duplicates

The LCSD samples were analyzed and all precision criteria were met.

2.4.3 Matrix Spike Duplicate Samples

MSD samples were analyzed as required and all precision criteria were met.

2.4.4 Serial Dilutions

Serial dilutions were analyzed according to methods requiring their use and all precision criteria were met.

2.4.5 Confirmation

Confirmation samples were analyzed according to methods requiring their use and all precision criteria were met.

2.5 Comparability Evaluation

Comparability is expressed as the confidence level in which one data set may be compared to another data set. Standardized methodology was used in the collection, analysis, and reporting of the data. Therefore, the data from this sampling event should be comparable to data collected previously at the site.

2.6 Overall Assessment

Review of laboratory control data and field QC indicators were used to assess the PARCCS of the soil samples collected by CH2M HILL at the Kirtland AFB Open Detonation Unit. The assessment concluded that the PARCCS of the data are generally acceptable. Evaluation of the data was modeled after the *Uniform Federal Policy-Quality Assurance Project Plan (UFP-QAPP) to Support Closure of the Open Burn and Open Detonation Units at Kirtland AFB* (USAF, 2012), the *Closure Plan for the Open Detonation Unit* (USAF, 2015), and individual method requirements.

Precision of the data was verified through the review of the field and laboratory data quality indicators that include FD, LCS/LCSD, MS/MSD, serial dilution and confirmation RPDs. Precision was acceptable.

Accuracy of the data was verified through the review of calibration data, LCS/LCSD samples, MS/MSD samples, PDS samples, internal standards, and surrogate spike data, as well as the evaluation of method, field and calibration blank data. Accuracy was generally acceptable with the exception of a few analytes which were qualified as estimated detected and non-detected results in multiple samples due to calibration, LCS and/or MS/MSD issues. Several analytes associated with Method SW8290 were qualified as estimated due to ion ratio issues in the samples. Several analytes were qualified as not detected in the samples due to calibration, equipment and/or method blank contamination. Data users should consider the impact to any result that is qualified as estimated as it may contain a bias which could affect the decision making process.

Representativeness of the data was verified through the sample's collection, storage, and preservation procedures and the verification of holding-time compliance. The laboratory did not note any issues related to storage of the samples. All data were reported from analyses within the method recommended holding time.

Comparability of the data was ensured through the use of standard analytical procedures and standard units for reporting. Results obtained are comparable to industry standards in that collection and analytical techniques followed approved, documented procedures.

Completeness is a measure of the number of valid measurements obtained in relation to the total number of measurements planned. Completeness is expressed as the percentage of valid or usable measurements, compared to planned measurements. Valid data are defined as all data that are not rejected for project use. The data are considered valid. The completeness goal of 95 percent was met for all method and analyte combinations

The results can be used for project decisions taking into consideration the validation flags applied to the data.

REFERENCES

AWWA, 2011. *Standard Methods for the Examination of Water and Wastewater, 22 Edition.* American Public Health Association, American Water Works Association, and Water Environment Federation. December.

EPA, 1993. *Determination of Ammonia Nitrogen by Semi-Automated Colorimetry.* U.S. Environmental Protection Agency.

EPA, 1996. *EPA Test Methods for Evaluating Solid Waste Physical/Chemical Methods (SW-846) 3rd ed. with updates.* U.S. Environmental Protection Agency.

USAF, 2012. *Uniform Federal Policy-Quality Assurance Project Plan (UFP-QAPP) to Support Closure of the Open Burn and Open Detonation Units at Kirtland AFB.* U. S. Air Force, Kirtland Air Force Base, New Mexico. April.

USAF, 2015. *Closure Plan for Open Detonation Unit.* U.S. Air Force, Kirtland Air Force Base, New Mexico. April.

THIS PAGE INTENTIONALLY LEFT BLANK

ATTACHMENT
Data Validation Tables

THIS PAGE INTENTIONALLY LEFT BLANK

Table 1. Summary of Analytical Parameters for Groundwater Samples for the Open Detonation Unit, Kirtland Air Force Base, December 2015

Parameter	Method	Matrix	Laboratory
Metals	SW/6010B/SW6020/7470A (U.S. Environmental Protection Agency [EPA], 1996; 2007 update)	Water	TestAmerica (TAMC)
Perchlorate	SW6850 (EPA, 1996; 2007 update)	Water	TAMC
Volatile Organic Compounds	SW8260B (EPA, 1996)	Water	TAMQ
Semivolatile Organic Compounds (including 1,4-dioxane)	SW8270C/SW8270 SIM (EPA, 1996)	Water	TAMC
Explosives	SW8330B (EPA, 1996; 2006 update)	Water	TAMC
Dioxins/Furans	SW8290 (EPA, 1996; 2007 update)	Water	TAMQ
White Phosphorus	SW7580 (EPA, 1996)	Water	ALS
Anions	SW9056 (EPA, 1996)	Water	TAMC
Alkalinity	SM2320B (American Water Works Association [AWWA], 2011)	Water	TAMC
Ammonia	EPA350.1 (EPA, 1993)	Water	TAMQ
Total Organic Carbon	SW9060 (EPA, 1996)	Water	TAMQ
Sulfide	SW9034 (EPA, 1996)	Water	TAMQ
Total Dissolved Solids	SM2540C (AWWA, 2011)	Water	TAMC

Table 2. Summary of Data Qualification for Groundwater Samples for the Open Detonation Unit, Kirtland Air Force Base, December 2015

Sample Identification	Method	Analyte	Units	Final Result	Validation Flag	Validation Reason
OT29-FD-2904-02122015	SW6020	Copper	mg/L	0.0012	U	EB<RL
OT29-FD-2904-02122015	SW6020	Zinc	mg/L	0.0058	U	EB<RL
OT29-FD-2904-02122015	SW8270	Atrazine	µg/L	52	UN	TIC
OT29-FD-2904-02122015	SW8270	Caprolactam	µg/L	52	UN	TIC
OT29-FD-2904-02122015	SW8270	Benzaldehyde	µg/L	21	UJ	CCV<LCL
OT29-FD-2904-02122015	SW8290	1,2,3,4,6,7,8-HpCDD	pg/L	2.3	U	LB<LOQ, EB<LOQ
OT29-FD-2904-02122015	SW8290	1,2,3,6,7,8-HxCDF	pg/L	1.2	U	LB<LOQ
OT29-FD-2904-02122015	SW8290	1,2,3,7,8,9-HxCDF	pg/L	0.32	J	EMPC
OT29-FD-2904-02122015	SW8290	1,2,3,7,8-PeCDF	pg/L	0.4	J	EMPC
OT29-FD-2904-02122015	SW8290	2,3,4,6,7,8-HxCDF	pg/L	0.7	U	LB<LOQ, EMPC (J)
OT29-FD-2904-02122015	SW8290	OCDD	pg/L	16	U	LB<LOQ, EB<LOQ
OT29-FD-2904-02122015	SW8290	OCDF	pg/L	10	U	LB<LOQ, EB<LOQ
OT29-FD-2904-02122015	SW8290	Total HpCDD	pg/L	4.1	U	LB<LOQ, EB<LOQ
OT29-FD-2904-02122015	SW8290	Total HpCDF	pg/L	12	J	EMPC
OT29-FD-2904-02122015	SW8290	Total HxCDF	pg/L	7.4	J	EMPC
OT29-FD-2904-02122015	SW8290	Total PeCDF	pg/L	2.1	J	EMPC
OT29-FD-2904-02122015	SW9034	Sulfide	mg/L	1.9	UJ	LCS<LCL
OT29-FD-2904-02122015	SW9060	Total Organic Carbon - Duplicates	mg/L	0.27	U	LB<LOQ, EB>LOQ, CCB<LOQ
OT29-GW-2901-01122015	SW8270	Atrazine	µg/L	58	UN	TIC
OT29-GW-2901-01122015	SW8270	Caprolactam	µg/L	58	UN	TIC
OT29-GW-2901-01122015	SW8290	1,2,3,4,6,7,8-HpCDD	pg/L	1.1	U	LB<LOQ, EB<LOQ, EMPC (J)
OT29-GW-2901-01122015	SW8290	1,2,3,4,6,7,8-HpCDF	pg/L	0.69	U	LB<LOQ, EB<LOQ, EMPC (J)
OT29-GW-2901-01122015	SW8290	1,2,3,7,8,9-HxCDF	pg/L	0.41	J	EMPC
OT29-GW-2901-01122015	SW8290	OCDD	pg/L	10	U	LB<LOQ, EB<LOQ
OT29-GW-2901-01122015	SW8290	OCDF	pg/L	1.8	U	LB<LOQ, EB<LOQ
OT29-GW-2901-01122015	SW8290	Total HpCDD	pg/L	2.7	U	LB<LOQ, EB<LOQ, EMPC (J)
OT29-GW-2901-01122015	SW8290	Total HpCDF	pg/L	0.69	U	LB<LOQ, EB<LOQ, EMPC (J)
OT29-GW-2901-01122015	SW8290	Total HxCDF	pg/L	0.41	U	LB<LOQ, EMPC (J)
OT29-GW-2901-01122015	SW9060	Total Organic Carbon - Duplicates	mg/L	0.68	U	LB<LOQ, EB>LOQ, CCB<LOQ
OT29-GW-2902-02122015	SW6020	Copper	mg/L	0.0016	U	EB<RL
OT29-GW-2902-02122015	SW6020	Zinc	mg/L	0.0043	U	EB<RL
OT29-GW-2902-02122015	SW8270	Atrazine	µg/L	49	UN	TIC
OT29-GW-2902-02122015	SW8270	Caprolactam	µg/L	49	UN	TIC
OT29-GW-2902-02122015	SW8270	Benzaldehyde	µg/L	19	UJ	CCV<LCL
OT29-GW-2902-02122015	SW8290	1,2,3,4,6,7,8-HpCDD	pg/L	0.57	U	LB<LOQ, EB<LOQ, EMPC (J)
OT29-GW-2902-02122015	SW8290	OCDD	pg/L	3.7	U	LB<LOQ, EB<LOQ, EMPC (J)
OT29-GW-2902-02122015	SW8290	OCDF	pg/L	1.2	U	LB<LOQ, EB<LOQ, EMPC (J)
OT29-GW-2902-02122015	SW8290	Total HpCDD	pg/L	1.4	U	LB<LOQ, EB<LOQ, EMPC (J)
OT29-GW-2902-02122015	SW9034	Sulfide	mg/L	1.9	UJ	LCS<LCL
OT29-GW-2902-02122015	SW9060	Total Organic Carbon - Duplicates	mg/L	0.5	U	LB<LOQ, EB>LOQ, CCB<LOQ
OT29-GW-2903-01122015	SW6010B	Magnesium	mg/L	55	J	MS<LCL, SD<LCL

Table 2. Summary of Data Qualification for Groundwater Samples for the Open Detonation Unit, Kirtland Air Force Base, December 2015

Sample Identification	Method	Analyte	Units	Final Result	Validation Flag	Validation Reason
OT29-GW-2903-01122015	SW6020	Copper	mg/L	0.0016	U	EB<LOQ
OT29-GW-2903-01122015	SW6020	Zinc	mg/L	0.012	U	EB<LOQ
OT29-GW-2903-01122015	SW6850	Perchlorate	µg/L	3.7	J	SD>UCL
OT29-GW-2903-01122015	SW8270	Atrazine	µg/L	51	UN	TIC
OT29-GW-2903-01122015	SW8270	Caprolactam	µg/L	51	UN	TIC
OT29-GW-2903-01122015	SW8290	1,2,3,4,6,7,8-HpCDD	pg/L	0.76	U	LB<LOQ, EB<LOQ, EMPC (J)
OT29-GW-2903-01122015	SW8290	OCDD	pg/L	6.7	U	LB<LOQ, EB<LOQ
OT29-GW-2903-01122015	SW8290	OCDF	pg/L	1.1	U	LB<LOQ, EB<LOQ, EMPC (J)
OT29-GW-2903-01122015	SW8290	Total HpCDD	pg/L	1.7	U	LB<LOQ, EB<LOQ, EMPC (J)
OT29-GW-2903-01122015	SW9034	Sulfide	mg/L	1.9	UJ	SD<LCL
OT29-GW-2903-01122015	SW9056	Chloride	mg/L	220	J	MS>UCL
OT29-GW-2903-01122015	SW9060	Total Organic Carbon - Duplicates	mg/L	0.9	U	EB>LOQ, CCB<LOQ
OT29-GW-2904-02122015	SM2540C	Total Dissolved Solids	mg/L	1300	J	SD>UCL
OT29-GW-2904-02122015	SW6020	Copper	mg/L	0.0014	U	EB<RL
OT29-GW-2904-02122015	SW6020	Zinc	mg/L	0.0065	U	EB<RL
OT29-GW-2904-02122015	SW8270	Atrazine	µg/L	49	UN	TIC
OT29-GW-2904-02122015	SW8270	Caprolactam	µg/L	49	UN	TIC
OT29-GW-2904-02122015	SW8270	Benzaldehyde	µg/L	20	UJ	CCV<LCL
OT29-GW-2904-02122015	SW8290	1,2,3,4,6,7,8-HpCDD	pg/L	1.4	U	LB<LOQ, EB<LOQ
OT29-GW-2904-02122015	SW8290	1,2,3,4,6,7,8-HpCDF	pg/L	1.3	U	LB<LOQ, EB<LOQ
OT29-GW-2904-02122015	SW8290	1,2,3,4,7,8,9-HpCDF	pg/L	1.2	J	EMPC
OT29-GW-2904-02122015	SW8290	1,2,3,4,7,8-HxCDD	pg/L	0.59	J	EMPC
OT29-GW-2904-02122015	SW8290	1,2,3,4,7,8-HxCDF	pg/L	0.5	J	EMPC
OT29-GW-2904-02122015	SW8290	1,2,3,7,8,9-HxCDD	pg/L	0.84	J	EMPC
OT29-GW-2904-02122015	SW8290	1,2,3,7,8,9-HxCDF	pg/L	0.9	J	EMPC
OT29-GW-2904-02122015	SW8290	2,3,4,6,7,8-HxCDF	pg/L	0.84	U	LB<LOQ, EMPC (J)
OT29-GW-2904-02122015	SW8290	OCDD	pg/L	7.2	U	LB<LOQ, EB<LOQ
OT29-GW-2904-02122015	SW8290	OCDF	pg/L	2.8	U	LB<LOQ, EB<LOQ
OT29-GW-2904-02122015	SW8290	Total HpCDD	pg/L	1.9	U	LB<LOQ, EB<LOQ, EMPC (J)
OT29-GW-2904-02122015	SW8290	Total HpCDF	pg/L	2.5	U	LB<LOQ, EB<LOQ, EMPC (J)
OT29-GW-2904-02122015	SW8290	Total HxCDD	pg/L	2.3	J	EMPC
OT29-GW-2904-02122015	SW8290	Total HxCDF	pg/L	2.2	U	LB<LOQ, EMPC (J)
OT29-GW-2904-02122015	SW9034	Sulfide	mg/L	1.9	UJ	LCS<LCL
OT29-GW-2904-02122015	SW9056	Nitrate as N	mg/L	0.77	J	MS<LCL, SD<LCL
OT29-GW-2904-02122015	SW9060	Total Organic Carbon - Duplicates	mg/L	0.46	U	LB<LOQ, EB>LOQ, CCB<LOQ

Validation Reasons	
CCB<LOQ	The analyte was detected in the continuing calibration blank at a concentration less than the limit of quantitation
CCV<LCL	The continuing calibration verification standard was recovered less than criteria
EB<LOQ	The analyte was detected in the equipment blank at a concentration less than the limit of quantitation
EB>LOQ	The analyte was detected in the equipment blank at a concentration greater than the limit of quantitation
EMPC	Estimated maximum possible concentration
LB<LOQ	The analyte was detected in the method blank at a concentration less than the limit of quantitation
LCS<LCL	The laboratory control sample was recovered less than the lower control limit
MS<LCL	The matrix spike was recovered less than the lower control limit
MS>UCL	The matrix spike was recovered greater than the upper control limit
SD<LCL	The matrix spike duplicate was recovered less than the lower control limit
SD>UCL	The matrix spike duplicate was recovered greater than the upper control limit
TIC	Tentatively Identified Compound
Validation Flags	
U	The analyte was qualified as not detected due to contamination in the method and/or equipment blank.
UJ	The analyte was not detected above the reported sample quantitation limit. However, the reported quantitation limit is approximate and may or may not represent the actual limit of detection necessary to accurately and precisely measure the analyte in the sample.
J	The analyte was positively identified; the associated numerical value is the approximate concentration of the analyte in the sample
Notes	
EB	Equipment blank
FD	Field Duplicate
GW	Groundwater
LB	Method blank
LCS	Laboratory control sample
MS	Matrix spike
SD	Matrix spike duplicate
mg/L	milligram per liter
pg/L	picogram per liter
µg/L	microgram per liter

Table 3. Summary of Analytical Results for Groundwater Samples for the Open Detonation Unit, Kirtland Air Force Base, December 2015

Method	Sample ID	Matrix	QA/QC Type	Analyte	Result*	DL	LOD	LOQ	Units
A2320									
	OT29-FD-2904-02122015	WATER	FD	Alkalinity	860	5	5	5	MG/L
	OT29-FD-2904-02122015	WATER	FD	Bicarbonate Alkalinity as CaCO3	860	5	5	5	MG/L
	OT29-FD-2904-02122015	WATER	FD	Carbonate Alkalinity as CaCO3	5 U	5	5	5	MG/L
	OT29-FD-2904-02122015	WATER	FD	Hydroxide Alkalinity	5 U	5	5	5	MG/L
	OT29-GW-2901-01122015	WATER	N	Alkalinity	750	5	5	5	MG/L
	OT29-GW-2901-01122015	WATER	N	Bicarbonate Alkalinity as CaCO3	750	5	5	5	MG/L
	OT29-GW-2901-01122015	WATER	N	Carbonate Alkalinity as CaCO3	5 U	5	5	5	MG/L
	OT29-GW-2901-01122015	WATER	N	Hydroxide Alkalinity	5 U	5	5	5	MG/L
	OT29-GW-2902-02122015	WATER	N	Alkalinity	750	5	5	5	MG/L
	OT29-GW-2902-02122015	WATER	N	Bicarbonate Alkalinity as CaCO3	750	5	5	5	MG/L
	OT29-GW-2902-02122015	WATER	N	Carbonate Alkalinity as CaCO3	5 U	5	5	5	MG/L
	OT29-GW-2902-02122015	WATER	N	Hydroxide Alkalinity	5 U	5	5	5	MG/L
	OT29-GW-2903-01122015	WATER	N	Alkalinity	660	5	5	5	MG/L
	OT29-GW-2903-01122015	WATER	N	Bicarbonate Alkalinity as CaCO3	660	5	5	5	MG/L
	OT29-GW-2903-01122015	WATER	N	Carbonate Alkalinity as CaCO3	5 U	5	5	5	MG/L
	OT29-GW-2903-01122015	WATER	N	Hydroxide Alkalinity	5 U	5	5	5	MG/L
	OT29-GW-2904-02122015	WATER	N	Alkalinity	860	5	5	5	MG/L
	OT29-GW-2904-02122015	WATER	N	Bicarbonate Alkalinity as CaCO3	860	5	5	5	MG/L
	OT29-GW-2904-02122015	WATER	N	Carbonate Alkalinity as CaCO3	5 U	5	5	5	MG/L
	OT29-GW-2904-02122015	WATER	N	Hydroxide Alkalinity	5 U	5	5	5	MG/L
E350.1									
	OT29-FD-2904-02122015	WATER	FD	Ammonia as N	0.05 U	0.022	0.05	0.1	MG/L
	OT29-GW-2901-01122015	WATER	N	Ammonia as N	0.05 U	0.022	0.05	0.1	MG/L
	OT29-GW-2902-02122015	WATER	N	Ammonia as N	0.05 U	0.022	0.05	0.1	MG/L

Table 3. Summary of Analytical Results for Groundwater Samples for the Open Detonation Unit, Kirtland Air Force Base, December 2015

Method	Sample ID	Matrix	QA/QC Type	Analyte	Result*	DL	LOD	LOQ	Units
E350.1									
	OT29-GW-2903-01122015	WATER	N	Ammonia as N	0.05 U	0.022	0.05	0.1	MG/L
	OT29-GW-2904-02122015	WATER	N	Ammonia as N	0.05 U	0.022	0.05	0.1	MG/L
EPA 7580									
	OT29-FD-2904-02122015	WATER	FD	White Phosphorus	0.05 U	0.016	0.05	0.1	UG/L
	OT29-GW-2901-01122015	WATER	N	White Phosphorus	0.05 U	0.016	0.05	0.1	UG/L
	OT29-GW-2902-02122015	WATER	N	White Phosphorus	0.05 U	0.016	0.05	0.1	UG/L
	OT29-GW-2903-01122015	WATER	N	White Phosphorus	0.05 U	0.016	0.05	0.1	UG/L
	OT29-GW-2904-02122015	WATER	N	White Phosphorus	0.05 U	0.016	0.05	0.1	UG/L
SM2540C									
	OT29-FD-2904-02122015	WATER	FD	Total Dissolved Solids	1300	5.4	10	10	MG/L
	OT29-GW-2901-01122015	WATER	N	Total Dissolved Solids	1300	5.4	10	10	MG/L
	OT29-GW-2902-02122015	WATER	N	Total Dissolved Solids	1100	5.4	10	10	MG/L
	OT29-GW-2903-01122015	WATER	N	Total Dissolved Solids	1200	5.4	10	10	MG/L
	OT29-GW-2904-02122015	WATER	N	Total Dissolved Solids	1300 J	5.4	10	10	MG/L
SW6010B									
	OT29-FD-2904-02122015	WATER	FD	Boron	0.35	0.021	0.05	0.1	MG/L
	OT29-FD-2904-02122015	WATER	FD	Calcium	260	0.1	0.25	0.5	MG/L
	OT29-FD-2904-02122015	WATER	FD	Iron	0.058 J	0.02	0.05	0.1	MG/L
	OT29-FD-2904-02122015	WATER	FD	Magnesium	62	0.04	0.1	0.5	MG/L
	OT29-FD-2904-02122015	WATER	FD	Sodium	120	0.25	0.5	1	MG/L
	OT29-GW-2901-01122015	WATER	N	Boron	0.49	0.021	0.05	0.1	MG/L
	OT29-GW-2901-01122015	WATER	N	Calcium	240	0.1	0.25	0.5	MG/L
	OT29-GW-2901-01122015	WATER	N	Iron	0.39	0.02	0.05	0.1	MG/L
	OT29-GW-2901-01122015	WATER	N	Magnesium	45	0.04	0.1	0.5	MG/L

Table 3. Summary of Analytical Results for Groundwater Samples for the Open Detonation Unit, Kirtland Air Force Base, December 2015

Method	Sample ID	Matrix	QA/QC Type	Analyte	Result*	DL	LOD	LOQ	Units
SW6010B									
	OT29-GW-2901-01122015	WATER	N	Sodium	160	0.25	0.5	1	MG/L
	OT29-GW-2902-02122015	WATER	N	Boron	0.46	0.021	0.05	0.1	MG/L
	OT29-GW-2902-02122015	WATER	N	Calcium	210	0.1	0.25	0.5	MG/L
	OT29-GW-2902-02122015	WATER	N	Iron	0.074 J	0.02	0.05	0.1	MG/L
	OT29-GW-2902-02122015	WATER	N	Magnesium	40	0.04	0.1	0.5	MG/L
	OT29-GW-2902-02122015	WATER	N	Sodium	170	0.25	0.5	1	MG/L
	OT29-GW-2903-01122015	WATER	N	Boron	0.4	0.021	0.05	0.1	MG/L
	OT29-GW-2903-01122015	WATER	N	Calcium	240 J	0.1	0.25	0.5	MG/L
	OT29-GW-2903-01122015	WATER	N	Iron	0.13	0.02	0.05	0.1	MG/L
	OT29-GW-2903-01122015	WATER	N	Magnesium	55 J	0.04	0.1	0.5	MG/L
	OT29-GW-2903-01122015	WATER	N	Sodium	150 J	0.25	0.5	1	MG/L
	OT29-GW-2904-02122015	WATER	N	Boron	0.36	0.021	0.05	0.1	MG/L
	OT29-GW-2904-02122015	WATER	N	Calcium	270	0.1	0.25	0.5	MG/L
	OT29-GW-2904-02122015	WATER	N	Iron	0.05 J	0.02	0.05	0.1	MG/L
	OT29-GW-2904-02122015	WATER	N	Magnesium	64	0.04	0.1	0.5	MG/L
	OT29-GW-2904-02122015	WATER	N	Sodium	130	0.25	0.5	1	MG/L
SW6020									
	OT29-FD-2904-02122015	WATER	FD	Antimony	0.004 U	0.002	0.004	0.006	MG/L
	OT29-FD-2904-02122015	WATER	FD	Arsenic	0.003 U	0.001	0.003	0.005	MG/L
	OT29-FD-2904-02122015	WATER	FD	Barium	0.013	0.0005	0.002	0.003	MG/L
	OT29-FD-2904-02122015	WATER	FD	Beryllium	0.0008 J	0.0002	0.0005	0.001	MG/L
	OT29-FD-2904-02122015	WATER	FD	Cadmium	0.001 U	0.0005	0.001	0.0015	MG/L
	OT29-FD-2904-02122015	WATER	FD	Chromium	0.0015 J	0.0015	0.0045	0.005	MG/L
	OT29-FD-2904-02122015	WATER	FD	Cobalt	0.002 U	0.001	0.002	0.003	MG/L

Table 3. Summary of Analytical Results for Groundwater Samples for the Open Detonation Unit, Kirtland Air Force Base, December 2015

Method	Sample ID	Matrix	QA/QC Type	Analyte	Result*	DL	LOD	LOQ	Units
SW6020									
	OT29-FD-2904-02122015	WATER	FD	Copper	0.0012 U	0.001	0.003	0.005	MG/L
	OT29-FD-2904-02122015	WATER	FD	Lead	0.0012 U	0.0006	0.0012	0.002	MG/L
	OT29-FD-2904-02122015	WATER	FD	Lithium	0.3	0.006	0.015	0.015	MG/L
	OT29-FD-2904-02122015	WATER	FD	Manganese	0.091	0.002	0.005	0.008	MG/L
	OT29-FD-2904-02122015	WATER	FD	Molybdenum	0.0022 J	0.001	0.002	0.003	MG/L
	OT29-FD-2904-02122015	WATER	FD	Nickel	0.0021 J	0.001	0.002	0.003	MG/L
	OT29-FD-2904-02122015	WATER	FD	Potassium	7.9	0.025	0.1	0.12	MG/L
	OT29-FD-2904-02122015	WATER	FD	Selenium	0.0012 J	0.001	0.002	0.003	MG/L
	OT29-FD-2904-02122015	WATER	FD	Silver	0.0006 U	0.0003	0.0006	0.001	MG/L
	OT29-FD-2904-02122015	WATER	FD	Strontium	1.9	0.002	0.004	0.005	MG/L
	OT29-FD-2904-02122015	WATER	FD	Thallium	0.001 U	0.0005	0.001	0.0015	MG/L
	OT29-FD-2904-02122015	WATER	FD	Tin	0.03 U	0.012	0.03	0.05	MG/L
	OT29-FD-2904-02122015	WATER	FD	Vanadium	0.012 U	0.006	0.012	0.02	MG/L
	OT29-FD-2904-02122015	WATER	FD	Zinc	0.0058 U	0.004	0.012	0.02	MG/L
	OT29-GW-2901-01122015	WATER	N	Antimony	0.004 U	0.002	0.004	0.006	MG/L
	OT29-GW-2901-01122015	WATER	N	Arsenic	0.0017 J	0.001	0.003	0.005	MG/L
	OT29-GW-2901-01122015	WATER	N	Barium	0.058	0.0005	0.002	0.003	MG/L
	OT29-GW-2901-01122015	WATER	N	Beryllium	0.00094 J	0.0002	0.0005	0.001	MG/L
	OT29-GW-2901-01122015	WATER	N	Cadmium	0.001 U	0.0005	0.001	0.0015	MG/L
	OT29-GW-2901-01122015	WATER	N	Chromium	0.027	0.0015	0.0045	0.005	MG/L
	OT29-GW-2901-01122015	WATER	N	Cobalt	0.002 U	0.001	0.002	0.003	MG/L
	OT29-GW-2901-01122015	WATER	N	Copper	0.017	0.001	0.003	0.005	MG/L
	OT29-GW-2901-01122015	WATER	N	Lead	0.0012 U	0.0006	0.0012	0.002	MG/L

Table 3. Summary of Analytical Results for Groundwater Samples for the Open Detonation Unit, Kirtland Air Force Base, December 2015

Method	Sample ID	Matrix	QA/QC Type	Analyte	Result*	DL	LOD	LOQ	Units
SW6020									
	OT29-GW-2901-01122015	WATER	N	Lithium	0.78	0.006	0.015	0.015	MG/L
	OT29-GW-2901-01122015	WATER	N	Manganese	0.029	0.002	0.005	0.008	MG/L
	OT29-GW-2901-01122015	WATER	N	Molybdenum	0.0053	0.001	0.002	0.003	MG/L
	OT29-GW-2901-01122015	WATER	N	Nickel	0.022	0.001	0.002	0.003	MG/L
	OT29-GW-2901-01122015	WATER	N	Potassium	9.6	0.5	2	2.4	MG/L
	OT29-GW-2901-01122015	WATER	N	Selenium	0.002 U	0.001	0.002	0.003	MG/L
	OT29-GW-2901-01122015	WATER	N	Silver	0.0006 U	0.0003	0.0006	0.001	MG/L
	OT29-GW-2901-01122015	WATER	N	Strontium	1.4	0.04	0.08	0.1	MG/L
	OT29-GW-2901-01122015	WATER	N	Thallium	0.001 U	0.0005	0.001	0.0015	MG/L
	OT29-GW-2901-01122015	WATER	N	Tin	0.03 U	0.012	0.03	0.05	MG/L
	OT29-GW-2901-01122015	WATER	N	Vanadium	0.012 U	0.006	0.012	0.02	MG/L
	OT29-GW-2901-01122015	WATER	N	Zinc	0.08	0.004	0.012	0.02	MG/L
	OT29-GW-2902-02122015	WATER	N	Antimony	0.004 U	0.002	0.004	0.006	MG/L
	OT29-GW-2902-02122015	WATER	N	Arsenic	0.003 U	0.001	0.003	0.005	MG/L
	OT29-GW-2902-02122015	WATER	N	Barium	0.077	0.0005	0.002	0.003	MG/L
	OT29-GW-2902-02122015	WATER	N	Beryllium	0.0005 U	0.0002	0.0005	0.001	MG/L
	OT29-GW-2902-02122015	WATER	N	Cadmium	0.001 U	0.0005	0.001	0.0015	MG/L
	OT29-GW-2902-02122015	WATER	N	Chromium	0.0027 J	0.0015	0.0045	0.005	MG/L
	OT29-GW-2902-02122015	WATER	N	Cobalt	0.002 U	0.001	0.002	0.003	MG/L
	OT29-GW-2902-02122015	WATER	N	Copper	0.0016 U	0.001	0.003	0.005	MG/L
	OT29-GW-2902-02122015	WATER	N	Lead	0.0012 U	0.0006	0.0012	0.002	MG/L
	OT29-GW-2902-02122015	WATER	N	Lithium	0.4	0.006	0.015	0.015	MG/L
	OT29-GW-2902-02122015	WATER	N	Manganese	0.031	0.002	0.005	0.008	MG/L

Table 3. Summary of Analytical Results for Groundwater Samples for the Open Detonation Unit, Kirtland Air Force Base, December 2015

Method	Sample ID	Matrix	QA/QC Type	Analyte	Result*	DL	LOD	LOQ	Units
SW6020									
	OT29-GW-2902-02122015	WATER	N	Molybdenum	0.0049	0.001	0.002	0.003	MG/L
	OT29-GW-2902-02122015	WATER	N	Nickel	0.0029 J	0.001	0.002	0.003	MG/L
	OT29-GW-2902-02122015	WATER	N	Potassium	6.7	0.025	0.1	0.12	MG/L
	OT29-GW-2902-02122015	WATER	N	Selenium	0.002 U	0.001	0.002	0.003	MG/L
	OT29-GW-2902-02122015	WATER	N	Silver	0.0006 U	0.0003	0.0006	0.001	MG/L
	OT29-GW-2902-02122015	WATER	N	Strontium	1.9	0.002	0.004	0.005	MG/L
	OT29-GW-2902-02122015	WATER	N	Thallium	0.001 U	0.0005	0.001	0.0015	MG/L
	OT29-GW-2902-02122015	WATER	N	Tin	0.03 U	0.012	0.03	0.05	MG/L
	OT29-GW-2902-02122015	WATER	N	Vanadium	0.012 U	0.006	0.012	0.02	MG/L
	OT29-GW-2902-02122015	WATER	N	Zinc	0.0043 U	0.004	0.012	0.02	MG/L
	OT29-GW-2903-01122015	WATER	N	Antimony	0.004 U	0.002	0.004	0.006	MG/L
	OT29-GW-2903-01122015	WATER	N	Arsenic	0.002 J	0.001	0.003	0.005	MG/L
	OT29-GW-2903-01122015	WATER	N	Barium	0.08	0.0005	0.002	0.003	MG/L
	OT29-GW-2903-01122015	WATER	N	Beryllium	0.001	0.0002	0.0005	0.001	MG/L
	OT29-GW-2903-01122015	WATER	N	Cadmium	0.001 U	0.0005	0.001	0.0015	MG/L
	OT29-GW-2903-01122015	WATER	N	Chromium	0.0031 J	0.0015	0.0045	0.005	MG/L
	OT29-GW-2903-01122015	WATER	N	Cobalt	0.002 U	0.001	0.002	0.003	MG/L
	OT29-GW-2903-01122015	WATER	N	Copper	0.0016 U	0.001	0.003	0.005	MG/L
	OT29-GW-2903-01122015	WATER	N	Lead	0.0012 U	0.0006	0.0012	0.002	MG/L
	OT29-GW-2903-01122015	WATER	N	Lithium	0.73	0.006	0.015	0.015	MG/L
	OT29-GW-2903-01122015	WATER	N	Manganese	0.0097	0.002	0.005	0.008	MG/L
	OT29-GW-2903-01122015	WATER	N	Molybdenum	0.0017 J	0.001	0.002	0.003	MG/L
	OT29-GW-2903-01122015	WATER	N	Nickel	0.0046	0.001	0.002	0.003	MG/L

Table 3. Summary of Analytical Results for Groundwater Samples for the Open Detonation Unit, Kirtland Air Force Base, December 2015

Method	Sample ID	Matrix	QA/QC Type	Analyte	Result*	DL	LOD	LOQ	Units
SW6020									
	OT29-GW-2903-01122015	WATER	N	Potassium	13	0.5	2	2.4	MG/L
	OT29-GW-2903-01122015	WATER	N	Selenium	0.0011 J	0.001	0.002	0.003	MG/L
	OT29-GW-2903-01122015	WATER	N	Silver	0.0006 U	0.0003	0.0006	0.001	MG/L
	OT29-GW-2903-01122015	WATER	N	Strontium	1.1	0.04	0.08	0.1	MG/L
	OT29-GW-2903-01122015	WATER	N	Thallium	0.001 U	0.0005	0.001	0.0015	MG/L
	OT29-GW-2903-01122015	WATER	N	Tin	0.03 U	0.012	0.03	0.05	MG/L
	OT29-GW-2903-01122015	WATER	N	Vanadium	0.012 U	0.006	0.012	0.02	MG/L
	OT29-GW-2903-01122015	WATER	N	Zinc	0.012 U	0.004	0.012	0.02	MG/L
	OT29-GW-2904-02122015	WATER	N	Antimony	0.004 U	0.002	0.004	0.006	MG/L
	OT29-GW-2904-02122015	WATER	N	Arsenic	0.003 U	0.001	0.003	0.005	MG/L
	OT29-GW-2904-02122015	WATER	N	Barium	0.014	0.0005	0.002	0.003	MG/L
	OT29-GW-2904-02122015	WATER	N	Beryllium	0.00073 J	0.0002	0.0005	0.001	MG/L
	OT29-GW-2904-02122015	WATER	N	Cadmium	0.001 U	0.0005	0.001	0.0015	MG/L
	OT29-GW-2904-02122015	WATER	N	Chromium	0.0016 J	0.0015	0.0045	0.005	MG/L
	OT29-GW-2904-02122015	WATER	N	Cobalt	0.002 U	0.001	0.002	0.003	MG/L
	OT29-GW-2904-02122015	WATER	N	Copper	0.0014 U	0.001	0.003	0.005	MG/L
	OT29-GW-2904-02122015	WATER	N	Lead	0.0012 U	0.0006	0.0012	0.002	MG/L
	OT29-GW-2904-02122015	WATER	N	Lithium	0.3	0.006	0.015	0.015	MG/L
	OT29-GW-2904-02122015	WATER	N	Manganese	0.091	0.002	0.005	0.008	MG/L
	OT29-GW-2904-02122015	WATER	N	Molybdenum	0.0024 J	0.001	0.002	0.003	MG/L
	OT29-GW-2904-02122015	WATER	N	Nickel	0.0023 J	0.001	0.002	0.003	MG/L
	OT29-GW-2904-02122015	WATER	N	Potassium	8	0.025	0.1	0.12	MG/L
	OT29-GW-2904-02122015	WATER	N	Selenium	0.0013 J	0.001	0.002	0.003	MG/L

Table 3. Summary of Analytical Results for Groundwater Samples for the Open Detonation Unit, Kirtland Air Force Base, December 2015

Method	Sample ID	Matrix	QA/QC Type	Analyte	Result*	DL	LOD	LOQ	Units
SW6020									
	OT29-GW-2904-02122015	WATER	N	Silver	0.0006 U	0.0003	0.0006	0.001	MG/L
	OT29-GW-2904-02122015	WATER	N	Strontium	1.9	0.002	0.004	0.005	MG/L
	OT29-GW-2904-02122015	WATER	N	Thallium	0.001 U	0.0005	0.001	0.0015	MG/L
	OT29-GW-2904-02122015	WATER	N	Tin	0.03 U	0.012	0.03	0.05	MG/L
	OT29-GW-2904-02122015	WATER	N	Vanadium	0.012 U	0.006	0.012	0.02	MG/L
	OT29-GW-2904-02122015	WATER	N	Zinc	0.0065 U	0.004	0.012	0.02	MG/L
SW6850									
	OT29-FD-2904-02122015	WATER	FD	Perchlorate	0.49 J	0.082	0.25	0.5	UG/L
	OT29-GW-2901-01122015	WATER	N	Perchlorate	0.4 J	0.082	0.25	0.5	UG/L
	OT29-GW-2902-02122015	WATER	N	Perchlorate	2.4	0.082	0.25	0.5	UG/L
	OT29-GW-2903-01122015	WATER	N	Perchlorate	3.7 J	0.082	0.25	0.5	UG/L
	OT29-GW-2904-02122015	WATER	N	Perchlorate	0.48 J	0.082	0.25	0.5	UG/L
SW7470A									
	OT29-FD-2904-02122015	WATER	FD	Mercury	0.0001 U	0.0001	0.0001	0.0002	MG/L
	OT29-GW-2901-01122015	WATER	N	Mercury	0.0001 U	0.0001	0.0001	0.0002	MG/L
	OT29-GW-2902-02122015	WATER	N	Mercury	0.0001 U	0.0001	0.0001	0.0002	MG/L
	OT29-GW-2903-01122015	WATER	N	Mercury	0.0001 U	0.0001	0.0001	0.0002	MG/L
	OT29-GW-2904-02122015	WATER	N	Mercury	0.0001 U	0.0001	0.0001	0.0002	MG/L
SW8011									
	OT29-FD-2904-02122015	WATER	FD	1,2,3-Trichloropropane	0.089 U	0.089	0.089	0.2	UG/L
	OT29-FD-2904-02122015	WATER	FD	1,2-Dibromo-3-Chloropropane	0.005 U	0.005	0.005	0.02	UG/L
	OT29-FD-2904-02122015	WATER	FD	1,2-Dibromoethane (EDB)	0.005 U	0.0022	0.005	0.02	UG/L
	OT29-GW-2901-01122015	WATER	N	1,2,3-Trichloropropane	0.089 U	0.089	0.089	0.2	UG/L
	OT29-GW-2901-01122015	WATER	N	1,2-Dibromo-3-Chloropropane	0.005 U	0.005	0.005	0.02	UG/L

Table 3. Summary of Analytical Results for Groundwater Samples for the Open Detonation Unit, Kirtland Air Force Base, December 2015

Method	Sample ID	Matrix	QA/QC Type	Analyte	Result*	DL	LOD	LOQ	Units
SW8011									
	OT29-GW-2901-01122015	WATER	N	1,2-Dibromoethane (EDB)	0.049	0.0022	0.005	0.02	UG/L
	OT29-GW-2902-02122015	WATER	N	1,2,3-Trichloropropane	0.088 U	0.088	0.088	0.2	UG/L
	OT29-GW-2902-02122015	WATER	N	1,2-Dibromo-3-Chloropropane	0.0049 U	0.0049	0.0049	0.02	UG/L
	OT29-GW-2902-02122015	WATER	N	1,2-Dibromoethane (EDB)	0.019 J	0.0022	0.0049	0.02	UG/L
	OT29-GW-2903-01122015	WATER	N	1,2,3-Trichloropropane	0.089 U	0.089	0.089	0.2	UG/L
	OT29-GW-2903-01122015	WATER	N	1,2-Dibromo-3-Chloropropane	0.0049 U	0.0049	0.0049	0.02	UG/L
	OT29-GW-2903-01122015	WATER	N	1,2-Dibromoethane (EDB)	0.0049 U	0.0022	0.0049	0.02	UG/L
	OT29-GW-2904-02122015	WATER	N	1,2,3-Trichloropropane	0.089 U	0.089	0.089	0.2	UG/L
	OT29-GW-2904-02122015	WATER	N	1,2-Dibromo-3-Chloropropane	0.005 U	0.005	0.005	0.02	UG/L
	OT29-GW-2904-02122015	WATER	N	1,2-Dibromoethane (EDB)	0.005 U	0.0022	0.005	0.02	UG/L
SW8260B									
	OT29-FD-2904-02122015	WATER	FD	1,1,1-Trichloroethane	0.4 U	0.16	0.4	1	UG/L
	OT29-FD-2904-02122015	WATER	FD	1,1,2,2-Tetrachloroethane	0.8 U	0.2	0.8	1	UG/L
	OT29-FD-2904-02122015	WATER	FD	1,1,2-Trichloro-1,2,2-trifluoroethane	1.6 U	0.79	1.6	3	UG/L
	OT29-FD-2904-02122015	WATER	FD	1,1,2-Trichloroethane	0.8 U	0.32	0.8	1	UG/L
	OT29-FD-2904-02122015	WATER	FD	1,1-Dichloroethane	0.8 U	0.16	0.8	1	UG/L
	OT29-FD-2904-02122015	WATER	FD	1,1-Dichloroethene	0.8 U	0.14	0.8	1	UG/L
	OT29-FD-2904-02122015	WATER	FD	1,2,3-Trichlorobenzene	0.8 U	0.18	0.8	1	UG/L
	OT29-FD-2904-02122015	WATER	FD	1,2,4-Trichlorobenzene	0.8 U	0.32	0.8	1	UG/L
	OT29-FD-2904-02122015	WATER	FD	1,2,4-Trimethylbenzene	0.4 U	0.14	0.4	1	UG/L
	OT29-FD-2904-02122015	WATER	FD	1,2-Dichlorobenzene	0.4 U	0.13	0.4	1	UG/L
	OT29-FD-2904-02122015	WATER	FD	1,2-Dichloroethane	0.4 U	0.13	0.4	1	UG/L
	OT29-FD-2904-02122015	WATER	FD	1,2-Dichloropropane	0.4 U	0.13	0.4	1	UG/L
	OT29-FD-2904-02122015	WATER	FD	1,3,5-Trimethylbenzene	0.4 U	0.14	0.4	1	UG/L

Table 3. Summary of Analytical Results for Groundwater Samples for the Open Detonation Unit, Kirtland Air Force Base, December 2015

Method	Sample ID	Matrix	QA/QC Type	Analyte	Result*	DL	LOD	LOQ	Units
SW8260B									
	OT29-FD-2904-02122015	WATER	FD	1,3-Dichlorobenzene	0.4 U	0.16	0.4	1	UG/L
	OT29-FD-2904-02122015	WATER	FD	1,4-Dichlorobenzene	0.4 U	0.16	0.4	1	UG/L
	OT29-FD-2904-02122015	WATER	FD	2-Butanone (MEK)	4 U	1.8	4	6	UG/L
	OT29-FD-2904-02122015	WATER	FD	2-Hexanone	4 U	1.4	4	5	UG/L
	OT29-FD-2904-02122015	WATER	FD	4-Methyl-2-pentanone (MIBK)	3.2 U	1	3.2	5	UG/L
	OT29-FD-2904-02122015	WATER	FD	Acetone	6.4 U	1.9	6.4	10	UG/L
	OT29-FD-2904-02122015	WATER	FD	Benzene	0.4 U	0.16	0.4	1	UG/L
	OT29-FD-2904-02122015	WATER	FD	Bromochloromethane	0.2 U	0.1	0.2	1	UG/L
	OT29-FD-2904-02122015	WATER	FD	Bromodichloromethane	0.4 U	0.17	0.4	1	UG/L
	OT29-FD-2904-02122015	WATER	FD	Bromoform	0.4 U	0.19	0.4	1	UG/L
	OT29-FD-2904-02122015	WATER	FD	Bromomethane	0.8 U	0.21	0.8	2	UG/L
	OT29-FD-2904-02122015	WATER	FD	Carbon disulfide	1.6 U	0.45	1.6	2	UG/L
	OT29-FD-2904-02122015	WATER	FD	Carbon tetrachloride	0.4 U	0.19	0.4	2	UG/L
	OT29-FD-2904-02122015	WATER	FD	Chlorobenzene	0.4 U	0.17	0.4	1	UG/L
	OT29-FD-2904-02122015	WATER	FD	Chloroethane	1.6 U	0.41	1.6	2	UG/L
	OT29-FD-2904-02122015	WATER	FD	Chloroform	0.4 U	0.16	0.4	1	UG/L
	OT29-FD-2904-02122015	WATER	FD	Chloromethane	0.8 U	0.3	0.8	2	UG/L
	OT29-FD-2904-02122015	WATER	FD	cis-1,2-Dichloroethene	0.4 U	0.15	0.4	1	UG/L
	OT29-FD-2904-02122015	WATER	FD	cis-1,3-Dichloropropene	0.4 U	0.16	0.4	1	UG/L
	OT29-FD-2904-02122015	WATER	FD	Cyclohexane	0.8 U	0.28	0.8	2	UG/L
	OT29-FD-2904-02122015	WATER	FD	Dibromochloromethane	0.4 U	0.17	0.4	1	UG/L
	OT29-FD-2904-02122015	WATER	FD	Dichlorodifluoromethane	0.8 U	0.31	0.8	2	UG/L
	OT29-FD-2904-02122015	WATER	FD	Ethylbenzene	0.4 U	0.16	0.4	1	UG/L

Table 3. Summary of Analytical Results for Groundwater Samples for the Open Detonation Unit, Kirtland Air Force Base, December 2015

Method	Sample ID	Matrix	QA/QC Type	Analyte	Result*	DL	LOD	LOQ	Units
SW8260B									
	OT29-FD-2904-02122015	WATER	FD	Isopropylbenzene	0.4 U	0.19	0.4	1	UG/L
	OT29-FD-2904-02122015	WATER	FD	Methyl Acetate	4 U	1.6	4	5	UG/L
	OT29-FD-2904-02122015	WATER	FD	Methyl cyclohexane	0.8 U	0.36	0.8	2	UG/L
	OT29-FD-2904-02122015	WATER	FD	Methyl tert-butyl ether	0.8 U	0.25	0.8	5	UG/L
	OT29-FD-2904-02122015	WATER	FD	Methylene Chloride	0.8 U	0.32	0.8	5	UG/L
	OT29-FD-2904-02122015	WATER	FD	m-Xylene & p-Xylene	0.8 U	0.34	0.8	2	UG/L
	OT29-FD-2904-02122015	WATER	FD	Naphthalene	0.8 U	0.22	0.8	1	UG/L
	OT29-FD-2904-02122015	WATER	FD	o-Xylene	0.4 U	0.19	0.4	1	UG/L
	OT29-FD-2904-02122015	WATER	FD	Styrene	0.4 U	0.17	0.4	1	UG/L
	OT29-FD-2904-02122015	WATER	FD	Tetrachloroethene	0.4 U	0.2	0.4	1	UG/L
	OT29-FD-2904-02122015	WATER	FD	Toluene	0.4 U	0.17	0.4	1	UG/L
	OT29-FD-2904-02122015	WATER	FD	trans-1,2-Dichloroethene	0.4 U	0.15	0.4	1	UG/L
	OT29-FD-2904-02122015	WATER	FD	trans-1,3-Dichloropropene	0.4 U	0.19	0.4	1	UG/L
	OT29-FD-2904-02122015	WATER	FD	Trichloroethene	0.4 U	0.16	0.4	1	UG/L
	OT29-FD-2904-02122015	WATER	FD	Trichlorofluoromethane	0.8 U	0.29	0.8	2	UG/L
	OT29-FD-2904-02122015	WATER	FD	Vinyl chloride	0.2 U	0.1	0.2	1.5	UG/L
	OT29-GW-2901-01122015	WATER	N	1,1,1-Trichloroethane	0.4 U	0.16	0.4	1	UG/L
	OT29-GW-2901-01122015	WATER	N	1,1,2,2-Tetrachloroethane	0.8 U	0.2	0.8	1	UG/L
	OT29-GW-2901-01122015	WATER	N	1,1,2-Trichloro-1,2,2-trifluoroethane	1.6 U	0.79	1.6	3	UG/L
	OT29-GW-2901-01122015	WATER	N	1,1,2-Trichloroethane	0.8 U	0.32	0.8	1	UG/L
	OT29-GW-2901-01122015	WATER	N	1,1-Dichloroethane	0.8 U	0.16	0.8	1	UG/L
	OT29-GW-2901-01122015	WATER	N	1,1-Dichloroethene	0.8 U	0.14	0.8	1	UG/L
	OT29-GW-2901-01122015	WATER	N	1,2,3-Trichlorobenzene	0.8 U	0.18	0.8	1	UG/L

Table 3. Summary of Analytical Results for Groundwater Samples for the Open Detonation Unit, Kirtland Air Force Base, December 2015

Method	Sample ID	Matrix	QA/QC Type	Analyte	Result*	DL	LOD	LOQ	Units
SW8260B									
	OT29-GW-2901-01122015	WATER	N	1,2,4-Trichlorobenzene	0.8 U	0.32	0.8	1	UG/L
	OT29-GW-2901-01122015	WATER	N	1,2,4-Trimethylbenzene	0.4 U	0.14	0.4	1	UG/L
	OT29-GW-2901-01122015	WATER	N	1,2-Dichlorobenzene	0.4 U	0.13	0.4	1	UG/L
	OT29-GW-2901-01122015	WATER	N	1,2-Dichloroethane	0.4 U	0.13	0.4	1	UG/L
	OT29-GW-2901-01122015	WATER	N	1,2-Dichloropropane	0.4 U	0.13	0.4	1	UG/L
	OT29-GW-2901-01122015	WATER	N	1,3,5-Trimethylbenzene	0.4 U	0.14	0.4	1	UG/L
	OT29-GW-2901-01122015	WATER	N	1,3-Dichlorobenzene	0.4 U	0.16	0.4	1	UG/L
	OT29-GW-2901-01122015	WATER	N	1,4-Dichlorobenzene	0.4 U	0.16	0.4	1	UG/L
	OT29-GW-2901-01122015	WATER	N	2-Butanone (MEK)	4 U	1.8	4	6	UG/L
	OT29-GW-2901-01122015	WATER	N	2-Hexanone	4 U	1.4	4	5	UG/L
	OT29-GW-2901-01122015	WATER	N	4-Methyl-2-pentanone (MIBK)	3.2 U	1	3.2	5	UG/L
	OT29-GW-2901-01122015	WATER	N	Acetone	6.4 U	1.9	6.4	10	UG/L
	OT29-GW-2901-01122015	WATER	N	Benzene	0.4 U	0.16	0.4	1	UG/L
	OT29-GW-2901-01122015	WATER	N	Bromochloromethane	0.2 U	0.1	0.2	1	UG/L
	OT29-GW-2901-01122015	WATER	N	Bromodichloromethane	0.4 U	0.17	0.4	1	UG/L
	OT29-GW-2901-01122015	WATER	N	Bromoform	0.4 U	0.19	0.4	1	UG/L
	OT29-GW-2901-01122015	WATER	N	Bromomethane	0.8 U	0.21	0.8	2	UG/L
	OT29-GW-2901-01122015	WATER	N	Carbon disulfide	1.6 U	0.45	1.6	2	UG/L
	OT29-GW-2901-01122015	WATER	N	Carbon tetrachloride	0.4 U	0.19	0.4	2	UG/L
	OT29-GW-2901-01122015	WATER	N	Chlorobenzene	0.4 U	0.17	0.4	1	UG/L
	OT29-GW-2901-01122015	WATER	N	Chloroethane	1.6 U	0.41	1.6	2	UG/L
	OT29-GW-2901-01122015	WATER	N	Chloroform	0.4 U	0.16	0.4	1	UG/L
	OT29-GW-2901-01122015	WATER	N	Chloromethane	0.8 U	0.3	0.8	2	UG/L

Table 3. Summary of Analytical Results for Groundwater Samples for the Open Detonation Unit, Kirtland Air Force Base, December 2015

Method	Sample ID	Matrix	QA/QC Type	Analyte	Result*	DL	LOD	LOQ	Units
SW8260B									
	OT29-GW-2901-01122015	WATER	N	cis-1,2-Dichloroethene	0.4 U	0.15	0.4	1	UG/L
	OT29-GW-2901-01122015	WATER	N	cis-1,3-Dichloropropene	0.4 U	0.16	0.4	1	UG/L
	OT29-GW-2901-01122015	WATER	N	Cyclohexane	0.8 U	0.28	0.8	2	UG/L
	OT29-GW-2901-01122015	WATER	N	Dibromochloromethane	0.4 U	0.17	0.4	1	UG/L
	OT29-GW-2901-01122015	WATER	N	Dichlorodifluoromethane	0.8 U	0.31	0.8	2	UG/L
	OT29-GW-2901-01122015	WATER	N	Ethylbenzene	0.4 U	0.16	0.4	1	UG/L
	OT29-GW-2901-01122015	WATER	N	Isopropylbenzene	0.4 U	0.19	0.4	1	UG/L
	OT29-GW-2901-01122015	WATER	N	Methyl Acetate	4 U	1.6	4	5	UG/L
	OT29-GW-2901-01122015	WATER	N	Methyl cyclohexane	0.8 U	0.36	0.8	2	UG/L
	OT29-GW-2901-01122015	WATER	N	Methyl tert-butyl ether	0.8 U	0.25	0.8	5	UG/L
	OT29-GW-2901-01122015	WATER	N	Methylene Chloride	0.8 U	0.32	0.8	5	UG/L
	OT29-GW-2901-01122015	WATER	N	m-Xylene & p-Xylene	0.8 U	0.34	0.8	2	UG/L
	OT29-GW-2901-01122015	WATER	N	Naphthalene	0.8 U	0.22	0.8	1	UG/L
	OT29-GW-2901-01122015	WATER	N	o-Xylene	0.4 U	0.19	0.4	1	UG/L
	OT29-GW-2901-01122015	WATER	N	Styrene	0.4 U	0.17	0.4	1	UG/L
	OT29-GW-2901-01122015	WATER	N	Tetrachloroethene	0.4 U	0.2	0.4	1	UG/L
	OT29-GW-2901-01122015	WATER	N	Toluene	2.2	0.17	0.4	1	UG/L
	OT29-GW-2901-01122015	WATER	N	trans-1,2-Dichloroethene	0.4 U	0.15	0.4	1	UG/L
	OT29-GW-2901-01122015	WATER	N	trans-1,3-Dichloropropene	0.4 U	0.19	0.4	1	UG/L
	OT29-GW-2901-01122015	WATER	N	Trichloroethene	0.4 U	0.16	0.4	1	UG/L
	OT29-GW-2901-01122015	WATER	N	Trichlorofluoromethane	0.8 U	0.29	0.8	2	UG/L
	OT29-GW-2901-01122015	WATER	N	Vinyl chloride	0.2 U	0.1	0.2	1.5	UG/L
	OT29-GW-2902-02122015	WATER	N	1,1,1-Trichloroethane	0.4 U	0.16	0.4	1	UG/L

Table 3. Summary of Analytical Results for Groundwater Samples for the Open Detonation Unit, Kirtland Air Force Base, December 2015

Method	Sample ID	Matrix	QA/QC Type	Analyte	Result*	DL	LOD	LOQ	Units
SW8260B									
	OT29-GW-2902-02122015	WATER	N	1,1,2,2-Tetrachloroethane	0.8 U	0.2	0.8	1	UG/L
	OT29-GW-2902-02122015	WATER	N	1,1,2-Trichloro-1,2,2-trifluoroethane	1.6 U	0.79	1.6	3	UG/L
	OT29-GW-2902-02122015	WATER	N	1,1,2-Trichloroethane	0.8 U	0.32	0.8	1	UG/L
	OT29-GW-2902-02122015	WATER	N	1,1-Dichloroethane	0.8 U	0.16	0.8	1	UG/L
	OT29-GW-2902-02122015	WATER	N	1,1-Dichloroethene	0.8 U	0.14	0.8	1	UG/L
	OT29-GW-2902-02122015	WATER	N	1,2,3-Trichlorobenzene	0.8 U	0.18	0.8	1	UG/L
	OT29-GW-2902-02122015	WATER	N	1,2,4-Trichlorobenzene	0.8 U	0.32	0.8	1	UG/L
	OT29-GW-2902-02122015	WATER	N	1,2,4-Trimethylbenzene	0.4 U	0.14	0.4	1	UG/L
	OT29-GW-2902-02122015	WATER	N	1,2-Dichlorobenzene	0.4 U	0.13	0.4	1	UG/L
	OT29-GW-2902-02122015	WATER	N	1,2-Dichloroethane	0.4 U	0.13	0.4	1	UG/L
	OT29-GW-2902-02122015	WATER	N	1,2-Dichloropropane	0.4 U	0.13	0.4	1	UG/L
	OT29-GW-2902-02122015	WATER	N	1,3,5-Trimethylbenzene	0.4 U	0.14	0.4	1	UG/L
	OT29-GW-2902-02122015	WATER	N	1,3-Dichlorobenzene	0.4 U	0.16	0.4	1	UG/L
	OT29-GW-2902-02122015	WATER	N	1,4-Dichlorobenzene	0.4 U	0.16	0.4	1	UG/L
	OT29-GW-2902-02122015	WATER	N	2-Butanone (MEK)	4 U	1.8	4	6	UG/L
	OT29-GW-2902-02122015	WATER	N	2-Hexanone	4 U	1.4	4	5	UG/L
	OT29-GW-2902-02122015	WATER	N	4-Methyl-2-pentanone (MIBK)	3.2 U	1	3.2	5	UG/L
	OT29-GW-2902-02122015	WATER	N	Acetone	6.4 U	1.9	6.4	10	UG/L
	OT29-GW-2902-02122015	WATER	N	Benzene	0.4 U	0.16	0.4	1	UG/L
	OT29-GW-2902-02122015	WATER	N	Bromochloromethane	0.2 U	0.1	0.2	1	UG/L
	OT29-GW-2902-02122015	WATER	N	Bromodichloromethane	0.4 U	0.17	0.4	1	UG/L
	OT29-GW-2902-02122015	WATER	N	Bromoform	0.4 U	0.19	0.4	1	UG/L
	OT29-GW-2902-02122015	WATER	N	Bromomethane	0.8 U	0.21	0.8	2	UG/L

Table 3. Summary of Analytical Results for Groundwater Samples for the Open Detonation Unit, Kirtland Air Force Base, December 2015

Method	Sample ID	Matrix	QA/QC Type	Analyte	Result*	DL	LOD	LOQ	Units
SW8260B									
	OT29-GW-2902-02122015	WATER	N	Carbon disulfide	1.6 U	0.45	1.6	2	UG/L
	OT29-GW-2902-02122015	WATER	N	Carbon tetrachloride	0.4 U	0.19	0.4	2	UG/L
	OT29-GW-2902-02122015	WATER	N	Chlorobenzene	0.4 U	0.17	0.4	1	UG/L
	OT29-GW-2902-02122015	WATER	N	Chloroethane	1.6 U	0.41	1.6	2	UG/L
	OT29-GW-2902-02122015	WATER	N	Chloroform	0.4 U	0.16	0.4	1	UG/L
	OT29-GW-2902-02122015	WATER	N	Chloromethane	0.8 U	0.3	0.8	2	UG/L
	OT29-GW-2902-02122015	WATER	N	cis-1,2-Dichloroethene	0.4 U	0.15	0.4	1	UG/L
	OT29-GW-2902-02122015	WATER	N	cis-1,3-Dichloropropene	0.4 U	0.16	0.4	1	UG/L
	OT29-GW-2902-02122015	WATER	N	Cyclohexane	0.8 U	0.28	0.8	2	UG/L
	OT29-GW-2902-02122015	WATER	N	Dibromochloromethane	0.4 U	0.17	0.4	1	UG/L
	OT29-GW-2902-02122015	WATER	N	Dichlorodifluoromethane	0.8 U	0.31	0.8	2	UG/L
	OT29-GW-2902-02122015	WATER	N	Ethylbenzene	0.4 U	0.16	0.4	1	UG/L
	OT29-GW-2902-02122015	WATER	N	Isopropylbenzene	0.4 U	0.19	0.4	1	UG/L
	OT29-GW-2902-02122015	WATER	N	Methyl Acetate	4 U	1.6	4	5	UG/L
	OT29-GW-2902-02122015	WATER	N	Methyl cyclohexane	0.8 U	0.36	0.8	2	UG/L
	OT29-GW-2902-02122015	WATER	N	Methyl tert-butyl ether	0.8 U	0.25	0.8	5	UG/L
	OT29-GW-2902-02122015	WATER	N	Methylene Chloride	0.8 U	0.32	0.8	5	UG/L
	OT29-GW-2902-02122015	WATER	N	m-Xylene & p-Xylene	0.8 U	0.34	0.8	2	UG/L
	OT29-GW-2902-02122015	WATER	N	Naphthalene	0.8 U	0.22	0.8	1	UG/L
	OT29-GW-2902-02122015	WATER	N	o-Xylene	0.4 U	0.19	0.4	1	UG/L
	OT29-GW-2902-02122015	WATER	N	Styrene	0.4 U	0.17	0.4	1	UG/L
	OT29-GW-2902-02122015	WATER	N	Tetrachloroethene	0.4 U	0.2	0.4	1	UG/L
	OT29-GW-2902-02122015	WATER	N	Toluene	0.4 U	0.17	0.4	1	UG/L

Table 3. Summary of Analytical Results for Groundwater Samples for the Open Detonation Unit, Kirtland Air Force Base, December 2015

Method	Sample ID	Matrix	QA/QC Type	Analyte	Result*	DL	LOD	LOQ	Units
SW8260B									
	OT29-GW-2902-02122015	WATER	N	trans-1,2-Dichloroethene	0.4 U	0.15	0.4	1	UG/L
	OT29-GW-2902-02122015	WATER	N	trans-1,3-Dichloropropene	0.4 U	0.19	0.4	1	UG/L
	OT29-GW-2902-02122015	WATER	N	Trichloroethene	0.4 U	0.16	0.4	1	UG/L
	OT29-GW-2902-02122015	WATER	N	Trichlorofluoromethane	0.8 U	0.29	0.8	2	UG/L
	OT29-GW-2902-02122015	WATER	N	Vinyl chloride	0.2 U	0.1	0.2	1.5	UG/L
	OT29-GW-2903-01122015	WATER	N	1,1,1-Trichloroethane	0.4 U	0.16	0.4	1	UG/L
	OT29-GW-2903-01122015	WATER	N	1,1,2,2-Tetrachloroethane	0.8 U	0.2	0.8	1	UG/L
	OT29-GW-2903-01122015	WATER	N	1,1,2-Trichloro-1,2,2-trifluoroethane	1.6 U	0.79	1.6	3	UG/L
	OT29-GW-2903-01122015	WATER	N	1,1,2-Trichloroethane	0.8 U	0.32	0.8	1	UG/L
	OT29-GW-2903-01122015	WATER	N	1,1-Dichloroethane	0.8 U	0.16	0.8	1	UG/L
	OT29-GW-2903-01122015	WATER	N	1,1-Dichloroethene	0.8 U	0.14	0.8	1	UG/L
	OT29-GW-2903-01122015	WATER	N	1,2,3-Trichlorobenzene	0.8 U	0.18	0.8	1	UG/L
	OT29-GW-2903-01122015	WATER	N	1,2,4-Trichlorobenzene	0.8 U	0.32	0.8	1	UG/L
	OT29-GW-2903-01122015	WATER	N	1,2,4-Trimethylbenzene	0.4 U	0.14	0.4	1	UG/L
	OT29-GW-2903-01122015	WATER	N	1,2-Dichlorobenzene	0.4 U	0.13	0.4	1	UG/L
	OT29-GW-2903-01122015	WATER	N	1,2-Dichloroethane	0.4 U	0.13	0.4	1	UG/L
	OT29-GW-2903-01122015	WATER	N	1,2-Dichloropropane	0.4 U	0.13	0.4	1	UG/L
	OT29-GW-2903-01122015	WATER	N	1,3,5-Trimethylbenzene	0.4 U	0.14	0.4	1	UG/L
	OT29-GW-2903-01122015	WATER	N	1,3-Dichlorobenzene	0.4 U	0.16	0.4	1	UG/L
	OT29-GW-2903-01122015	WATER	N	1,4-Dichlorobenzene	0.4 U	0.16	0.4	1	UG/L
	OT29-GW-2903-01122015	WATER	N	2-Butanone (MEK)	4 U	1.8	4	6	UG/L
	OT29-GW-2903-01122015	WATER	N	2-Hexanone	4 U	1.4	4	5	UG/L
	OT29-GW-2903-01122015	WATER	N	4-Methyl-2-pentanone (MIBK)	3.2 U	1	3.2	5	UG/L

Table 3. Summary of Analytical Results for Groundwater Samples for the Open Detonation Unit, Kirtland Air Force Base, December 2015

Method	Sample ID	Matrix	QA/QC Type	Analyte	Result*	DL	LOD	LOQ	Units
SW8260B									
	OT29-GW-2903-01122015	WATER	N	Acetone	6.4 U	1.9	6.4	10	UG/L
	OT29-GW-2903-01122015	WATER	N	Benzene	0.4 U	0.16	0.4	1	UG/L
	OT29-GW-2903-01122015	WATER	N	Bromochloromethane	0.2 U	0.1	0.2	1	UG/L
	OT29-GW-2903-01122015	WATER	N	Bromodichloromethane	0.4 U	0.17	0.4	1	UG/L
	OT29-GW-2903-01122015	WATER	N	Bromoform	0.4 U	0.19	0.4	1	UG/L
	OT29-GW-2903-01122015	WATER	N	Bromomethane	0.8 U	0.21	0.8	2	UG/L
	OT29-GW-2903-01122015	WATER	N	Carbon disulfide	1.6 U	0.45	1.6	2	UG/L
	OT29-GW-2903-01122015	WATER	N	Carbon tetrachloride	0.4 U	0.19	0.4	2	UG/L
	OT29-GW-2903-01122015	WATER	N	Chlorobenzene	0.4 U	0.17	0.4	1	UG/L
	OT29-GW-2903-01122015	WATER	N	Chloroethane	1.6 U	0.41	1.6	2	UG/L
	OT29-GW-2903-01122015	WATER	N	Chloroform	0.4 U	0.16	0.4	1	UG/L
	OT29-GW-2903-01122015	WATER	N	Chloromethane	0.8 U	0.3	0.8	2	UG/L
	OT29-GW-2903-01122015	WATER	N	cis-1,2-Dichloroethene	0.4 U	0.15	0.4	1	UG/L
	OT29-GW-2903-01122015	WATER	N	cis-1,3-Dichloropropene	0.4 U	0.16	0.4	1	UG/L
	OT29-GW-2903-01122015	WATER	N	Cyclohexane	0.8 U	0.28	0.8	2	UG/L
	OT29-GW-2903-01122015	WATER	N	Dibromochloromethane	0.4 U	0.17	0.4	1	UG/L
	OT29-GW-2903-01122015	WATER	N	Dichlorodifluoromethane	0.8 U	0.31	0.8	2	UG/L
	OT29-GW-2903-01122015	WATER	N	Ethylbenzene	0.4 U	0.16	0.4	1	UG/L
	OT29-GW-2903-01122015	WATER	N	Isopropylbenzene	0.4 U	0.19	0.4	1	UG/L
	OT29-GW-2903-01122015	WATER	N	Methyl Acetate	4 U	1.6	4	5	UG/L
	OT29-GW-2903-01122015	WATER	N	Methyl cyclohexane	0.8 U	0.36	0.8	2	UG/L
	OT29-GW-2903-01122015	WATER	N	Methyl tert-butyl ether	0.8 U	0.25	0.8	5	UG/L
	OT29-GW-2903-01122015	WATER	N	Methylene Chloride	0.8 U	0.32	0.8	5	UG/L

Table 3. Summary of Analytical Results for Groundwater Samples for the Open Detonation Unit, Kirtland Air Force Base, December 2015

Method	Sample ID	Matrix	QA/QC Type	Analyte	Result*	DL	LOD	LOQ	Units
SW8260B									
	OT29-GW-2903-01122015	WATER	N	m-Xylene & p-Xylene	0.8 U	0.34	0.8	2	UG/L
	OT29-GW-2903-01122015	WATER	N	Naphthalene	0.8 U	0.22	0.8	1	UG/L
	OT29-GW-2903-01122015	WATER	N	o-Xylene	0.4 U	0.19	0.4	1	UG/L
	OT29-GW-2903-01122015	WATER	N	Styrene	0.4 U	0.17	0.4	1	UG/L
	OT29-GW-2903-01122015	WATER	N	Tetrachloroethene	0.4 U	0.2	0.4	1	UG/L
	OT29-GW-2903-01122015	WATER	N	Toluene	0.4 U	0.17	0.4	1	UG/L
	OT29-GW-2903-01122015	WATER	N	trans-1,2-Dichloroethene	0.4 U	0.15	0.4	1	UG/L
	OT29-GW-2903-01122015	WATER	N	trans-1,3-Dichloropropene	0.4 U	0.19	0.4	1	UG/L
	OT29-GW-2903-01122015	WATER	N	Trichloroethene	0.4 U	0.16	0.4	1	UG/L
	OT29-GW-2903-01122015	WATER	N	Trichlorofluoromethane	0.8 U	0.29	0.8	2	UG/L
	OT29-GW-2903-01122015	WATER	N	Vinyl chloride	0.2 U	0.1	0.2	1.5	UG/L
	OT29-GW-2904-02122015	WATER	N	1,1,1-Trichloroethane	0.4 U	0.16	0.4	1	UG/L
	OT29-GW-2904-02122015	WATER	N	1,1,2,2-Tetrachloroethane	0.8 U	0.2	0.8	1	UG/L
	OT29-GW-2904-02122015	WATER	N	1,1,2-Trichloro-1,2,2-trifluoroethane	1.6 U	0.79	1.6	3	UG/L
	OT29-GW-2904-02122015	WATER	N	1,1,2-Trichloroethane	0.8 U	0.32	0.8	1	UG/L
	OT29-GW-2904-02122015	WATER	N	1,1-Dichloroethane	0.8 U	0.16	0.8	1	UG/L
	OT29-GW-2904-02122015	WATER	N	1,1-Dichloroethene	0.8 U	0.14	0.8	1	UG/L
	OT29-GW-2904-02122015	WATER	N	1,2,3-Trichlorobenzene	0.8 U	0.18	0.8	1	UG/L
	OT29-GW-2904-02122015	WATER	N	1,2,4-Trichlorobenzene	0.8 U	0.32	0.8	1	UG/L
	OT29-GW-2904-02122015	WATER	N	1,2,4-Trimethylbenzene	0.4 U	0.14	0.4	1	UG/L
	OT29-GW-2904-02122015	WATER	N	1,2-Dichlorobenzene	0.4 U	0.13	0.4	1	UG/L
	OT29-GW-2904-02122015	WATER	N	1,2-Dichloroethane	0.4 U	0.13	0.4	1	UG/L
	OT29-GW-2904-02122015	WATER	N	1,2-Dichloropropane	0.4 U	0.13	0.4	1	UG/L

Table 3. Summary of Analytical Results for Groundwater Samples for the Open Detonation Unit, Kirtland Air Force Base, December 2015

Method	Sample ID	Matrix	QA/QC Type	Analyte	Result*	DL	LOD	LOQ	Units
SW8260B									
	OT29-GW-2904-02122015	WATER	N	1,3,5-Trimethylbenzene	0.4 U	0.14	0.4	1	UG/L
	OT29-GW-2904-02122015	WATER	N	1,3-Dichlorobenzene	0.4 U	0.16	0.4	1	UG/L
	OT29-GW-2904-02122015	WATER	N	1,4-Dichlorobenzene	0.4 U	0.16	0.4	1	UG/L
	OT29-GW-2904-02122015	WATER	N	2-Butanone (MEK)	4 U	1.8	4	6	UG/L
	OT29-GW-2904-02122015	WATER	N	2-Hexanone	4 U	1.4	4	5	UG/L
	OT29-GW-2904-02122015	WATER	N	4-Methyl-2-pentanone (MIBK)	3.2 U	1	3.2	5	UG/L
	OT29-GW-2904-02122015	WATER	N	Acetone	6.4 U	1.9	6.4	10	UG/L
	OT29-GW-2904-02122015	WATER	N	Benzene	0.4 U	0.16	0.4	1	UG/L
	OT29-GW-2904-02122015	WATER	N	Bromochloromethane	0.2 U	0.1	0.2	1	UG/L
	OT29-GW-2904-02122015	WATER	N	Bromodichloromethane	0.4 U	0.17	0.4	1	UG/L
	OT29-GW-2904-02122015	WATER	N	Bromoform	0.4 U	0.19	0.4	1	UG/L
	OT29-GW-2904-02122015	WATER	N	Bromomethane	0.8 U	0.21	0.8	2	UG/L
	OT29-GW-2904-02122015	WATER	N	Carbon disulfide	1.6 U	0.45	1.6	2	UG/L
	OT29-GW-2904-02122015	WATER	N	Carbon tetrachloride	0.4 U	0.19	0.4	2	UG/L
	OT29-GW-2904-02122015	WATER	N	Chlorobenzene	0.4 U	0.17	0.4	1	UG/L
	OT29-GW-2904-02122015	WATER	N	Chloroethane	1.6 U	0.41	1.6	2	UG/L
	OT29-GW-2904-02122015	WATER	N	Chloroform	0.4 U	0.16	0.4	1	UG/L
	OT29-GW-2904-02122015	WATER	N	Chloromethane	0.8 U	0.3	0.8	2	UG/L
	OT29-GW-2904-02122015	WATER	N	cis-1,2-Dichloroethene	0.4 U	0.15	0.4	1	UG/L
	OT29-GW-2904-02122015	WATER	N	cis-1,3-Dichloropropene	0.4 U	0.16	0.4	1	UG/L
	OT29-GW-2904-02122015	WATER	N	Cyclohexane	0.8 U	0.28	0.8	2	UG/L
	OT29-GW-2904-02122015	WATER	N	Dibromochloromethane	0.4 U	0.17	0.4	1	UG/L
	OT29-GW-2904-02122015	WATER	N	Dichlorodifluoromethane	0.8 U	0.31	0.8	2	UG/L

Table 3. Summary of Analytical Results for Groundwater Samples for the Open Detonation Unit, Kirtland Air Force Base, December 2015

Method	Sample ID	Matrix	QA/QC Type	Analyte	Result*	DL	LOD	LOQ	Units
SW8260B									
	OT29-GW-2904-02122015	WATER	N	Ethylbenzene	0.4 U	0.16	0.4	1	UG/L
	OT29-GW-2904-02122015	WATER	N	Isopropylbenzene	0.4 U	0.19	0.4	1	UG/L
	OT29-GW-2904-02122015	WATER	N	Methyl Acetate	4 U	1.6	4	5	UG/L
	OT29-GW-2904-02122015	WATER	N	Methyl cyclohexane	0.8 U	0.36	0.8	2	UG/L
	OT29-GW-2904-02122015	WATER	N	Methyl tert-butyl ether	0.8 U	0.25	0.8	5	UG/L
	OT29-GW-2904-02122015	WATER	N	Methylene Chloride	0.8 U	0.32	0.8	5	UG/L
	OT29-GW-2904-02122015	WATER	N	m-Xylene & p-Xylene	0.8 U	0.34	0.8	2	UG/L
	OT29-GW-2904-02122015	WATER	N	Naphthalene	0.8 U	0.22	0.8	1	UG/L
	OT29-GW-2904-02122015	WATER	N	o-Xylene	0.4 U	0.19	0.4	1	UG/L
	OT29-GW-2904-02122015	WATER	N	Styrene	0.4 U	0.17	0.4	1	UG/L
	OT29-GW-2904-02122015	WATER	N	Tetrachloroethene	0.4 U	0.2	0.4	1	UG/L
	OT29-GW-2904-02122015	WATER	N	Toluene	0.4 U	0.17	0.4	1	UG/L
	OT29-GW-2904-02122015	WATER	N	trans-1,2-Dichloroethene	0.4 U	0.15	0.4	1	UG/L
	OT29-GW-2904-02122015	WATER	N	trans-1,3-Dichloropropene	0.4 U	0.19	0.4	1	UG/L
	OT29-GW-2904-02122015	WATER	N	Trichloroethene	0.4 U	0.16	0.4	1	UG/L
	OT29-GW-2904-02122015	WATER	N	Trichlorofluoromethane	0.8 U	0.29	0.8	2	UG/L
	OT29-GW-2904-02122015	WATER	N	Vinyl chloride	0.2 U	0.1	0.2	1.5	UG/L
SW8270									
	OT29-FD-2904-02122015	WATER	FD	1,1-Biphenyl	10 U	5.2	10	16	UG/L
	OT29-FD-2904-02122015	WATER	FD	1,2,4,5-Tetrachlorobenzene	3.1 U	1	3.1	10	UG/L
	OT29-FD-2904-02122015	WATER	FD	2,4,5-Trichlorophenol	6.2 U	2.1	6.2	10	UG/L
	OT29-FD-2904-02122015	WATER	FD	2,4,6-Trichlorophenol	6.2 U	2.1	6.2	10	UG/L
	OT29-FD-2904-02122015	WATER	FD	2,4-Dichlorophenol	6.2 U	2.7	6.2	10	UG/L
	OT29-FD-2904-02122015	WATER	FD	2,4-Dimethylphenol	6.2 U	2.3	6.2	10	UG/L

Table 3. Summary of Analytical Results for Groundwater Samples for the Open Detonation Unit, Kirtland Air Force Base, December 2015

Method	Sample ID	Matrix	QA/QC Type	Analyte	Result*	DL	LOD	LOQ	Units
SW8270									
	OT29-FD-2904-02122015	WATER	FD	2,4-Dinitrotoluene	6.2 U	2.1	6.2	10	UG/L
	OT29-FD-2904-02122015	WATER	FD	2,6-Dichlorophenol	6.2 U	1.9	6.2	16	UG/L
	OT29-FD-2904-02122015	WATER	FD	2,6-Dinitrotoluene	6.2 U	2.1	6.2	10	UG/L
	OT29-FD-2904-02122015	WATER	FD	2-Chloronaphthalene	3.1 U	1.3	3.1	10	UG/L
	OT29-FD-2904-02122015	WATER	FD	2-Chlorophenol	6.2 U	1.7	6.2	10	UG/L
	OT29-FD-2904-02122015	WATER	FD	2-Methylphenol	3.1 U	0.96	3.1	10	UG/L
	OT29-FD-2904-02122015	WATER	FD	2-Nitroaniline	6.2 U	2.1	6.2	52	UG/L
	OT29-FD-2904-02122015	WATER	FD	2-Nitrophenol	6.2 U	2	6.2	10	UG/L
	OT29-FD-2904-02122015	WATER	FD	3,3'-Dichlorobenzidine	3.1 U	0.99	3.1	52	UG/L
	OT29-FD-2904-02122015	WATER	FD	3-Methylphenol & 4-Methylphenol	3.1 U	1.2	3.1	10	UG/L
	OT29-FD-2904-02122015	WATER	FD	3-Nitroaniline	3.1 U	1.5	3.1	52	UG/L
	OT29-FD-2904-02122015	WATER	FD	4,6-Dinitro-2-methylphenol	6.2 U	2.3	6.2	62	UG/L
	OT29-FD-2904-02122015	WATER	FD	4-Bromophenyl phenyl ether	3.1 U	1.1	3.1	10	UG/L
	OT29-FD-2904-02122015	WATER	FD	4-Chloro-3-methylphenol	6.2 U	2.1	6.2	10	UG/L
	OT29-FD-2904-02122015	WATER	FD	4-Chloroaniline	6.2 U	2.1	6.2	10	UG/L
	OT29-FD-2904-02122015	WATER	FD	4-Chlorophenyl phenyl ether	3.1 U	1.1	3.1	10	UG/L
	OT29-FD-2904-02122015	WATER	FD	4-Nitroaniline	3.1 U	1.6	3.1	52	UG/L
	OT29-FD-2904-02122015	WATER	FD	4-Nitrophenol	21 U	6.3	21	62	UG/L
	OT29-FD-2904-02122015	WATER	FD	Acetophenone	10 U	0.81	10	10	UG/L
	OT29-FD-2904-02122015	WATER	FD	Atrazine TIC	52 UN	52	52	52	UG/L
	OT29-FD-2904-02122015	WATER	FD	Azobenzene	3.1 U	1	3.1	10	UG/L
	OT29-FD-2904-02122015	WATER	FD	Benzaldehyde	21 UJ	8.7	21	21	UG/L
	OT29-FD-2904-02122015	WATER	FD	bis (2-chloroisopropyl) ether	3.1 U	1.3	3.1	10	UG/L

Table 3. Summary of Analytical Results for Groundwater Samples for the Open Detonation Unit, Kirtland Air Force Base, December 2015

Method	Sample ID	Matrix	QA/QC Type	Analyte	Result*	DL	LOD	LOQ	Units
SW8270									
	OT29-FD-2904-02122015	WATER	FD	Bis(2-chloroethoxy)methane	3.1 U	1	3.1	10	UG/L
	OT29-FD-2904-02122015	WATER	FD	Bis(2-chloroethyl)ether	3.1 U	1.6	3.1	10	UG/L
	OT29-FD-2904-02122015	WATER	FD	Bis(2-ethylhexyl) phthalate	3.1 U	1	3.1	10	UG/L
	OT29-FD-2904-02122015	WATER	FD	Butyl benzyl phthalate	3.1 U	1.5	3.1	10	UG/L
	OT29-FD-2904-02122015	WATER	FD	Caprolactam TIC	52 UN	52	52	52	UG/L
	OT29-FD-2904-02122015	WATER	FD	Carbazole	3.1 U	1.2	3.1	10	UG/L
	OT29-FD-2904-02122015	WATER	FD	Dibenzofuran	3.1 U	1.1	3.1	10	UG/L
	OT29-FD-2904-02122015	WATER	FD	Diethyl phthalate	3.1 U	0.96	3.1	10	UG/L
	OT29-FD-2904-02122015	WATER	FD	Dimethyl phthalate	3.1 U	0.91	3.1	10	UG/L
	OT29-FD-2904-02122015	WATER	FD	Di-n-butyl phthalate	3.1 U	1.1	3.1	10	UG/L
	OT29-FD-2904-02122015	WATER	FD	Di-n-octyl phthalate	3.1 U	1.6	3.1	10	UG/L
	OT29-FD-2904-02122015	WATER	FD	Hexachlorobenzene	3.1 U	1.5	3.1	10	UG/L
	OT29-FD-2904-02122015	WATER	FD	Hexachlorobutadiene	3.1 U	1.3	3.1	10	UG/L
	OT29-FD-2904-02122015	WATER	FD	Hexachlorocyclopentadiene	10 U	5.2	10	52	UG/L
	OT29-FD-2904-02122015	WATER	FD	Hexachloroethane	3.1 U	1.5	3.1	10	UG/L
	OT29-FD-2904-02122015	WATER	FD	Isophorone	3.1 U	1	3.1	10	UG/L
	OT29-FD-2904-02122015	WATER	FD	Nitrobenzene	6.2 U	1.7	6.2	10	UG/L
	OT29-FD-2904-02122015	WATER	FD	N-Nitrosodimethylamine	3.1 U	0.99	3.1	16	UG/L
	OT29-FD-2904-02122015	WATER	FD	N-Nitrosodi-n-propylamine	3.1 U	1.5	3.1	10	UG/L
	OT29-FD-2904-02122015	WATER	FD	N-Nitrosodiphenylamine	3.1 U	1	3.1	10	UG/L
	OT29-FD-2904-02122015	WATER	FD	Pentachlorophenol	21 U	5.2	21	62	UG/L
	OT29-FD-2904-02122015	WATER	FD	Phenol	3.1 U	1.1	3.1	10	UG/L
	OT29-GW-2901-01122015	WATER	N	1,1-Biphenyl	12 U	5.8	12	17	UG/L

Table 3. Summary of Analytical Results for Groundwater Samples for the Open Detonation Unit, Kirtland Air Force Base, December 2015

Method	Sample ID	Matrix	QA/QC Type	Analyte	Result*	DL	LOD	LOQ	Units
SW8270									
	OT29-GW-2901-01122015	WATER	N	1,2,4,5-Tetrachlorobenzene	3.5 U	1.2	3.5	12	UG/L
	OT29-GW-2901-01122015	WATER	N	2,4,5-Trichlorophenol	7 U	2.3	7	12	UG/L
	OT29-GW-2901-01122015	WATER	N	2,4,6-Trichlorophenol	7 U	2.3	7	12	UG/L
	OT29-GW-2901-01122015	WATER	N	2,4-Dichlorophenol	7 U	3	7	12	UG/L
	OT29-GW-2901-01122015	WATER	N	2,4-Dimethylphenol	7 U	2.6	7	12	UG/L
	OT29-GW-2901-01122015	WATER	N	2,4-Dinitrotoluene	7 U	2.3	7	12	UG/L
	OT29-GW-2901-01122015	WATER	N	2,6-Dichlorophenol	7 U	2.2	7	17	UG/L
	OT29-GW-2901-01122015	WATER	N	2,6-Dinitrotoluene	7 U	2.3	7	12	UG/L
	OT29-GW-2901-01122015	WATER	N	2-Chloronaphthalene	3.5 U	1.5	3.5	12	UG/L
	OT29-GW-2901-01122015	WATER	N	2-Chlorophenol	7 U	1.9	7	12	UG/L
	OT29-GW-2901-01122015	WATER	N	2-Methylphenol	3.5 U	1.1	3.5	12	UG/L
	OT29-GW-2901-01122015	WATER	N	2-Nitroaniline	7 U	2.3	7	58	UG/L
	OT29-GW-2901-01122015	WATER	N	2-Nitrophenol	7 U	2.2	7	12	UG/L
	OT29-GW-2901-01122015	WATER	N	3,3'-Dichlorobenzidine	3.5 U	1.1	3.5	58	UG/L
	OT29-GW-2901-01122015	WATER	N	3-Methylphenol & 4-Methylphenol	3.5 U	1.3	3.5	12	UG/L
	OT29-GW-2901-01122015	WATER	N	3-Nitroaniline	3.5 U	1.6	3.5	58	UG/L
	OT29-GW-2901-01122015	WATER	N	4,6-Dinitro-2-methylphenol	7 U	2.6	7	70	UG/L
	OT29-GW-2901-01122015	WATER	N	4-Bromophenyl phenyl ether	3.5 U	1.3	3.5	12	UG/L
	OT29-GW-2901-01122015	WATER	N	4-Chloro-3-methylphenol	7 U	2.3	7	12	UG/L
	OT29-GW-2901-01122015	WATER	N	4-Chloroaniline	7 U	2.3	7	12	UG/L
	OT29-GW-2901-01122015	WATER	N	4-Chlorophenyl phenyl ether	3.5 U	1.3	3.5	12	UG/L
	OT29-GW-2901-01122015	WATER	N	4-Nitroaniline	3.5 U	1.7	3.5	58	UG/L
	OT29-GW-2901-01122015	WATER	N	4-Nitrophenol	23 U	7.1	23	70	UG/L

Table 3. Summary of Analytical Results for Groundwater Samples for the Open Detonation Unit, Kirtland Air Force Base, December 2015

Method	Sample ID	Matrix	QA/QC Type	Analyte	Result*	DL	LOD	LOQ	Units
SW8270									
	OT29-GW-2901-01122015	WATER	N	Acetophenone	12 U	0.91	12	12	UG/L
	OT29-GW-2901-01122015	WATER	N	Atrazine TIC	58 UN	58	58	58	UG/L
	OT29-GW-2901-01122015	WATER	N	Azobenzene	3.5 U	1.2	3.5	12	UG/L
	OT29-GW-2901-01122015	WATER	N	Benzaldehyde	23 U	9.7	23	23	UG/L
	OT29-GW-2901-01122015	WATER	N	bis (2-chloroisopropyl) ether	3.5 U	1.5	3.5	12	UG/L
	OT29-GW-2901-01122015	WATER	N	Bis(2-chloroethoxy)methane	3.5 U	1.2	3.5	12	UG/L
	OT29-GW-2901-01122015	WATER	N	Bis(2-chloroethyl)ether	3.5 U	1.7	3.5	12	UG/L
	OT29-GW-2901-01122015	WATER	N	Bis(2-ethylhexyl) phthalate	3.5 U	1.2	3.5	12	UG/L
	OT29-GW-2901-01122015	WATER	N	Butyl benzyl phthalate	3.5 U	1.6	3.5	12	UG/L
	OT29-GW-2901-01122015	WATER	N	Caprolactam TIC	58 UN	58	58	58	UG/L
	OT29-GW-2901-01122015	WATER	N	Carbazole	3.5 U	1.4	3.5	12	UG/L
	OT29-GW-2901-01122015	WATER	N	Dibenzofuran	3.5 U	1.3	3.5	12	UG/L
	OT29-GW-2901-01122015	WATER	N	Diethyl phthalate	3.5 U	1.1	3.5	12	UG/L
	OT29-GW-2901-01122015	WATER	N	Dimethyl phthalate	3.5 U	1	3.5	12	UG/L
	OT29-GW-2901-01122015	WATER	N	Di-n-butyl phthalate	3.5 U	1.3	3.5	12	UG/L
	OT29-GW-2901-01122015	WATER	N	Di-n-octyl phthalate	3.5 U	1.7	3.5	12	UG/L
	OT29-GW-2901-01122015	WATER	N	Hexachlorobenzene	3.5 U	1.6	3.5	12	UG/L
	OT29-GW-2901-01122015	WATER	N	Hexachlorobutadiene	3.5 U	1.5	3.5	12	UG/L
	OT29-GW-2901-01122015	WATER	N	Hexachlorocyclopentadiene	12 U	5.8	12	58	UG/L
	OT29-GW-2901-01122015	WATER	N	Hexachloroethane	3.5 U	1.6	3.5	12	UG/L
	OT29-GW-2901-01122015	WATER	N	Isophorone	3.5 U	1.2	3.5	12	UG/L
	OT29-GW-2901-01122015	WATER	N	Nitrobenzene	7 U	1.9	7	12	UG/L
	OT29-GW-2901-01122015	WATER	N	N-Nitrosodimethylamine	3.5 U	1.1	3.5	17	UG/L

Table 3. Summary of Analytical Results for Groundwater Samples for the Open Detonation Unit, Kirtland Air Force Base, December 2015

Method	Sample ID	Matrix	QA/QC Type	Analyte	Result*	DL	LOD	LOQ	Units
SW8270									
	OT29-GW-2901-01122015	WATER	N	N-Nitrosodi-n-propylamine	3.5 U	1.6	3.5	12	UG/L
	OT29-GW-2901-01122015	WATER	N	N-Nitrosodiphenylamine	3.5 U	1.2	3.5	12	UG/L
	OT29-GW-2901-01122015	WATER	N	Pentachlorophenol	23 U	5.8	23	70	UG/L
	OT29-GW-2901-01122015	WATER	N	Phenol	3.5 U	1.3	3.5	12	UG/L
	OT29-GW-2902-02122015	WATER	N	1,1-Biphenyl	9.7 U	4.9	9.7	15	UG/L
	OT29-GW-2902-02122015	WATER	N	1,2,4,5-Tetrachlorobenzene	2.9 U	0.97	2.9	9.7	UG/L
	OT29-GW-2902-02122015	WATER	N	2,4,5-Trichlorophenol	5.8 U	1.9	5.8	9.7	UG/L
	OT29-GW-2902-02122015	WATER	N	2,4,6-Trichlorophenol	5.8 U	1.9	5.8	9.7	UG/L
	OT29-GW-2902-02122015	WATER	N	2,4-Dichlorophenol	5.8 U	2.5	5.8	9.7	UG/L
	OT29-GW-2902-02122015	WATER	N	2,4-Dimethylphenol	5.8 U	2.1	5.8	9.7	UG/L
	OT29-GW-2902-02122015	WATER	N	2,4-Dinitrotoluene	5.8 U	1.9	5.8	9.7	UG/L
	OT29-GW-2902-02122015	WATER	N	2,6-Dichlorophenol	5.8 U	1.8	5.8	15	UG/L
	OT29-GW-2902-02122015	WATER	N	2,6-Dinitrotoluene	5.8 U	1.9	5.8	9.7	UG/L
	OT29-GW-2902-02122015	WATER	N	2-Chloronaphthalene	2.9 U	1.3	2.9	9.7	UG/L
	OT29-GW-2902-02122015	WATER	N	2-Chlorophenol	5.8 U	1.6	5.8	9.7	UG/L
	OT29-GW-2902-02122015	WATER	N	2-Methylphenol	2.9 U	0.91	2.9	9.7	UG/L
	OT29-GW-2902-02122015	WATER	N	2-Nitroaniline	5.8 U	1.9	5.8	49	UG/L
	OT29-GW-2902-02122015	WATER	N	2-Nitrophenol	5.8 U	1.9	5.8	9.7	UG/L
	OT29-GW-2902-02122015	WATER	N	3,3'-Dichlorobenzidine	2.9 U	0.94	2.9	49	UG/L
	OT29-GW-2902-02122015	WATER	N	3-Methylphenol & 4-Methylphenol	2.9 U	1.1	2.9	9.7	UG/L
	OT29-GW-2902-02122015	WATER	N	3-Nitroaniline	2.9 U	1.4	2.9	49	UG/L
	OT29-GW-2902-02122015	WATER	N	4,6-Dinitro-2-methylphenol	5.8 U	2.1	5.8	58	UG/L
	OT29-GW-2902-02122015	WATER	N	4-Bromophenyl phenyl ether	2.9 U	1.1	2.9	9.7	UG/L

Table 3. Summary of Analytical Results for Groundwater Samples for the Open Detonation Unit, Kirtland Air Force Base, December 2015

Method	Sample ID	Matrix	QA/QC Type	Analyte	Result*	DL	LOD	LOQ	Units
SW8270									
	OT29-GW-2902-02122015	WATER	N	4-Chloro-3-methylphenol	5.8 U	1.9	5.8	9.7	UG/L
	OT29-GW-2902-02122015	WATER	N	4-Chloroaniline	5.8 U	1.9	5.8	9.7	UG/L
	OT29-GW-2902-02122015	WATER	N	4-Chlorophenyl phenyl ether	2.9 U	1.1	2.9	9.7	UG/L
	OT29-GW-2902-02122015	WATER	N	4-Nitroaniline	2.9 U	1.5	2.9	49	UG/L
	OT29-GW-2902-02122015	WATER	N	4-Nitrophenol	19 U	5.9	19	58	UG/L
	OT29-GW-2902-02122015	WATER	N	Acetophenone	9.7 U	0.76	9.7	9.7	UG/L
	OT29-GW-2902-02122015	WATER	N	Atrazine TIC	49 UN	49	49	49	UG/L
	OT29-GW-2902-02122015	WATER	N	Azobenzene	2.9 U	0.97	2.9	9.7	UG/L
	OT29-GW-2902-02122015	WATER	N	Benzaldehyde	19 UJ	8.1	19	19	UG/L
	OT29-GW-2902-02122015	WATER	N	bis (2-chloroisopropyl) ether	2.9 U	1.3	2.9	9.7	UG/L
	OT29-GW-2902-02122015	WATER	N	Bis(2-chloroethoxy)methane	2.9 U	0.97	2.9	9.7	UG/L
	OT29-GW-2902-02122015	WATER	N	Bis(2-chloroethyl)ether	2.9 U	1.5	2.9	9.7	UG/L
	OT29-GW-2902-02122015	WATER	N	Bis(2-ethylhexyl) phthalate	2.9 U	0.97	2.9	9.7	UG/L
	OT29-GW-2902-02122015	WATER	N	Butyl benzyl phthalate	2.9 U	1.4	2.9	9.7	UG/L
	OT29-GW-2902-02122015	WATER	N	Caprolactam TIC	49 UN	49	49	49	UG/L
	OT29-GW-2902-02122015	WATER	N	Carbazole	2.9 U	1.2	2.9	9.7	UG/L
	OT29-GW-2902-02122015	WATER	N	Dibenzofuran	2.9 U	1.1	2.9	9.7	UG/L
	OT29-GW-2902-02122015	WATER	N	Diethyl phthalate	2.9 U	0.91	2.9	9.7	UG/L
	OT29-GW-2902-02122015	WATER	N	Dimethyl phthalate	2.9 U	0.86	2.9	9.7	UG/L
	OT29-GW-2902-02122015	WATER	N	Di-n-butyl phthalate	2.9 U	1.1	2.9	9.7	UG/L
	OT29-GW-2902-02122015	WATER	N	Di-n-octyl phthalate	2.9 U	1.5	2.9	9.7	UG/L
	OT29-GW-2902-02122015	WATER	N	Hexachlorobenzene	2.9 U	1.4	2.9	9.7	UG/L
	OT29-GW-2902-02122015	WATER	N	Hexachlorobutadiene	2.9 U	1.3	2.9	9.7	UG/L

Table 3. Summary of Analytical Results for Groundwater Samples for the Open Detonation Unit, Kirtland Air Force Base, December 2015

Method	Sample ID	Matrix	QA/QC Type	Analyte	Result*	DL	LOD	LOQ	Units
SW8270									
	OT29-GW-2902-02122015	WATER	N	Hexachlorocyclopentadiene	9.7 U	4.9	9.7	49	UG/L
	OT29-GW-2902-02122015	WATER	N	Hexachloroethane	2.9 U	1.4	2.9	9.7	UG/L
	OT29-GW-2902-02122015	WATER	N	Isophorone	2.9 U	0.97	2.9	9.7	UG/L
	OT29-GW-2902-02122015	WATER	N	Nitrobenzene	5.8 U	1.6	5.8	9.7	UG/L
	OT29-GW-2902-02122015	WATER	N	N-Nitrosodimethylamine	2.9 U	0.94	2.9	15	UG/L
	OT29-GW-2902-02122015	WATER	N	N-Nitrosodi-n-propylamine	2.9 U	1.4	2.9	9.7	UG/L
	OT29-GW-2902-02122015	WATER	N	N-Nitrosodiphenylamine	2.9 U	0.97	2.9	9.7	UG/L
	OT29-GW-2902-02122015	WATER	N	Pentachlorophenol	19 U	4.9	19	58	UG/L
	OT29-GW-2902-02122015	WATER	N	Phenol	2.9 U	1.1	2.9	9.7	UG/L
	OT29-GW-2903-01122015	WATER	N	1,1-Biphenyl	10 U	5.1	10	15	UG/L
	OT29-GW-2903-01122015	WATER	N	1,2,4,5-Tetrachlorobenzene	3 U	1	3	10	UG/L
	OT29-GW-2903-01122015	WATER	N	2,4,5-Trichlorophenol	6.1 U	2	6.1	10	UG/L
	OT29-GW-2903-01122015	WATER	N	2,4,6-Trichlorophenol	6.1 U	2	6.1	10	UG/L
	OT29-GW-2903-01122015	WATER	N	2,4-Dichlorophenol	6.1 U	2.6	6.1	10	UG/L
	OT29-GW-2903-01122015	WATER	N	2,4-Dimethylphenol	6.1 U	2.2	6.1	10	UG/L
	OT29-GW-2903-01122015	WATER	N	2,4-Dinitrotoluene	6.1 U	2	6.1	10	UG/L
	OT29-GW-2903-01122015	WATER	N	2,6-Dichlorophenol	6.1 U	1.9	6.1	15	UG/L
	OT29-GW-2903-01122015	WATER	N	2,6-Dinitrotoluene	6.1 U	2	6.1	10	UG/L
	OT29-GW-2903-01122015	WATER	N	2-Chloronaphthalene	3 U	1.3	3	10	UG/L
	OT29-GW-2903-01122015	WATER	N	2-Chlorophenol	6.1 U	1.6	6.1	10	UG/L
	OT29-GW-2903-01122015	WATER	N	2-Methylphenol	3 U	0.95	3	10	UG/L
	OT29-GW-2903-01122015	WATER	N	2-Nitroaniline	6.1 U	2	6.1	51	UG/L
	OT29-GW-2903-01122015	WATER	N	2-Nitrophenol	6.1 U	1.9	6.1	10	UG/L

Table 3. Summary of Analytical Results for Groundwater Samples for the Open Detonation Unit, Kirtland Air Force Base, December 2015

Method	Sample ID	Matrix	QA/QC Type	Analyte	Result*	DL	LOD	LOQ	Units
SW8270									
	OT29-GW-2903-01122015	WATER	N	3,3'-Dichlorobenzidine	3 U	0.98	3	51	UG/L
	OT29-GW-2903-01122015	WATER	N	3-Methylphenol & 4-Methylphenol	3 U	1.2	3	10	UG/L
	OT29-GW-2903-01122015	WATER	N	3-Nitroaniline	3 U	1.4	3	51	UG/L
	OT29-GW-2903-01122015	WATER	N	4,6-Dinitro-2-methylphenol	6.1 U	2.2	6.1	61	UG/L
	OT29-GW-2903-01122015	WATER	N	4-Bromophenyl phenyl ether	3 U	1.1	3	10	UG/L
	OT29-GW-2903-01122015	WATER	N	4-Chloro-3-methylphenol	6.1 U	2	6.1	10	UG/L
	OT29-GW-2903-01122015	WATER	N	4-Chloroaniline	6.1 U	2	6.1	10	UG/L
	OT29-GW-2903-01122015	WATER	N	4-Chlorophenyl phenyl ether	3 U	1.1	3	10	UG/L
	OT29-GW-2903-01122015	WATER	N	4-Nitroaniline	3 U	1.5	3	51	UG/L
	OT29-GW-2903-01122015	WATER	N	4-Nitrophenol	20 U	6.2	20	61	UG/L
	OT29-GW-2903-01122015	WATER	N	Acetophenone	10 U	0.79	10	10	UG/L
	OT29-GW-2903-01122015	WATER	N	Atrazine TIC	51 UN	51	51	51	UG/L
	OT29-GW-2903-01122015	WATER	N	Azobenzene	3 U	1	3	10	UG/L
	OT29-GW-2903-01122015	WATER	N	Benzaldehyde	20 U	8.5	20	20	UG/L
	OT29-GW-2903-01122015	WATER	N	bis (2-chloroisopropyl) ether	3 U	1.3	3	10	UG/L
	OT29-GW-2903-01122015	WATER	N	Bis(2-chloroethoxy)methane	3 U	1	3	10	UG/L
	OT29-GW-2903-01122015	WATER	N	Bis(2-chloroethyl)ether	3 U	1.5	3	10	UG/L
	OT29-GW-2903-01122015	WATER	N	Bis(2-ethylhexyl) phthalate	3 U	1	3	10	UG/L
	OT29-GW-2903-01122015	WATER	N	Butyl benzyl phthalate	3 U	1.4	3	10	UG/L
	OT29-GW-2903-01122015	WATER	N	Caprolactam TIC	51 UN	51	51	51	UG/L
	OT29-GW-2903-01122015	WATER	N	Carbazole	3 U	1.2	3	10	UG/L
	OT29-GW-2903-01122015	WATER	N	Dibenzofuran	3 U	1.1	3	10	UG/L
	OT29-GW-2903-01122015	WATER	N	Diethyl phthalate	3 U	0.95	3	10	UG/L

Table 3. Summary of Analytical Results for Groundwater Samples for the Open Detonation Unit, Kirtland Air Force Base, December 2015

Method	Sample ID	Matrix	QA/QC Type	Analyte	Result*	DL	LOD	LOQ	Units
SW8270									
	OT29-GW-2903-01122015	WATER	N	Dimethyl phthalate	3 U	0.89	3	10	UG/L
	OT29-GW-2903-01122015	WATER	N	Di-n-butyl phthalate	3 U	1.1	3	10	UG/L
	OT29-GW-2903-01122015	WATER	N	Di-n-octyl phthalate	3 U	1.5	3	10	UG/L
	OT29-GW-2903-01122015	WATER	N	Hexachlorobenzene	3 U	1.4	3	10	UG/L
	OT29-GW-2903-01122015	WATER	N	Hexachlorobutadiene	3 U	1.3	3	10	UG/L
	OT29-GW-2903-01122015	WATER	N	Hexachlorocyclopentadiene	10 U	5.1	10	51	UG/L
	OT29-GW-2903-01122015	WATER	N	Hexachloroethane	3 U	1.4	3	10	UG/L
	OT29-GW-2903-01122015	WATER	N	Isophorone	3 U	1	3	10	UG/L
	OT29-GW-2903-01122015	WATER	N	Nitrobenzene	6.1 U	1.6	6.1	10	UG/L
	OT29-GW-2903-01122015	WATER	N	N-Nitrosodimethylamine	3 U	0.98	3	15	UG/L
	OT29-GW-2903-01122015	WATER	N	N-Nitrosodi-n-propylamine	3 U	1.4	3	10	UG/L
	OT29-GW-2903-01122015	WATER	N	N-Nitrosodiphenylamine	3 U	1	3	10	UG/L
	OT29-GW-2903-01122015	WATER	N	Pentachlorophenol	20 U	5.1	20	61	UG/L
	OT29-GW-2903-01122015	WATER	N	Phenol	3 U	1.1	3	10	UG/L
	OT29-GW-2904-02122015	WATER	N	1,1-Biphenyl	9.8 U	4.9	9.8	15	UG/L
	OT29-GW-2904-02122015	WATER	N	1,2,4,5-Tetrachlorobenzene	2.9 U	0.98	2.9	9.8	UG/L
	OT29-GW-2904-02122015	WATER	N	2,4,5-Trichlorophenol	5.9 U	2	5.9	9.8	UG/L
	OT29-GW-2904-02122015	WATER	N	2,4,6-Trichlorophenol	5.9 U	2	5.9	9.8	UG/L
	OT29-GW-2904-02122015	WATER	N	2,4-Dichlorophenol	5.9 U	2.6	5.9	9.8	UG/L
	OT29-GW-2904-02122015	WATER	N	2,4-Dimethylphenol	5.9 U	2.2	5.9	9.8	UG/L
	OT29-GW-2904-02122015	WATER	N	2,4-Dinitrotoluene	5.9 U	2	5.9	9.8	UG/L
	OT29-GW-2904-02122015	WATER	N	2,6-Dichlorophenol	5.9 U	1.8	5.9	15	UG/L
	OT29-GW-2904-02122015	WATER	N	2,6-Dinitrotoluene	5.9 U	2	5.9	9.8	UG/L

Table 3. Summary of Analytical Results for Groundwater Samples for the Open Detonation Unit, Kirtland Air Force Base, December 2015

Method	Sample ID	Matrix	QA/QC Type	Analyte	Result*	DL	LOD	LOQ	Units
SW8270									
	OT29-GW-2904-02122015	WATER	N	2-Chloronaphthalene	2.9 U	1.3	2.9	9.8	UG/L
	OT29-GW-2904-02122015	WATER	N	2-Chlorophenol	5.9 U	1.6	5.9	9.8	UG/L
	OT29-GW-2904-02122015	WATER	N	2-Methylphenol	2.9 U	0.91	2.9	9.8	UG/L
	OT29-GW-2904-02122015	WATER	N	2-Nitroaniline	5.9 U	2	5.9	49	UG/L
	OT29-GW-2904-02122015	WATER	N	2-Nitrophenol	5.9 U	1.9	5.9	9.8	UG/L
	OT29-GW-2904-02122015	WATER	N	3,3'-Dichlorobenzidine	2.9 U	0.94	2.9	49	UG/L
	OT29-GW-2904-02122015	WATER	N	3-Methylphenol & 4-Methylphenol	2.9 U	1.1	2.9	9.8	UG/L
	OT29-GW-2904-02122015	WATER	N	3-Nitroaniline	2.9 U	1.4	2.9	49	UG/L
	OT29-GW-2904-02122015	WATER	N	4,6-Dinitro-2-methylphenol	5.9 U	2.2	5.9	59	UG/L
	OT29-GW-2904-02122015	WATER	N	4-Bromophenyl phenyl ether	2.9 U	1.1	2.9	9.8	UG/L
	OT29-GW-2904-02122015	WATER	N	4-Chloro-3-methylphenol	5.9 U	2	5.9	9.8	UG/L
	OT29-GW-2904-02122015	WATER	N	4-Chloroaniline	5.9 U	2	5.9	9.8	UG/L
	OT29-GW-2904-02122015	WATER	N	4-Chlorophenyl phenyl ether	2.9 U	1.1	2.9	9.8	UG/L
	OT29-GW-2904-02122015	WATER	N	4-Nitroaniline	2.9 U	1.5	2.9	49	UG/L
	OT29-GW-2904-02122015	WATER	N	4-Nitrophenol	20 U	6	20	59	UG/L
	OT29-GW-2904-02122015	WATER	N	Acetophenone	9.8 U	0.77	9.8	9.8	UG/L
	OT29-GW-2904-02122015	WATER	N	Atrazine TIC	49 UN	49	49	49	UG/L
	OT29-GW-2904-02122015	WATER	N	Azobenzene	2.9 U	0.98	2.9	9.8	UG/L
	OT29-GW-2904-02122015	WATER	N	Benzaldehyde	20 UJ	8.2	20	20	UG/L
	OT29-GW-2904-02122015	WATER	N	bis (2-chloroisopropyl) ether	2.9 U	1.3	2.9	9.8	UG/L
	OT29-GW-2904-02122015	WATER	N	Bis(2-chloroethoxy)methane	2.9 U	0.98	2.9	9.8	UG/L
	OT29-GW-2904-02122015	WATER	N	Bis(2-chloroethyl)ether	2.9 U	1.5	2.9	9.8	UG/L
	OT29-GW-2904-02122015	WATER	N	Bis(2-ethylhexyl) phthalate	2.9 U	0.98	2.9	9.8	UG/L

Table 3. Summary of Analytical Results for Groundwater Samples for the Open Detonation Unit, Kirtland Air Force Base, December 2015

Method	Sample ID	Matrix	QA/QC Type	Analyte	Result*	DL	LOD	LOQ	Units
SW8270									
	OT29-GW-2904-02122015	WATER	N	Butyl benzyl phthalate	2.9 U	1.4	2.9	9.8	UG/L
	OT29-GW-2904-02122015	WATER	N	Caprolactam TIC	49 UN	49	49	49	UG/L
	OT29-GW-2904-02122015	WATER	N	Carbazole	2.9 U	1.2	2.9	9.8	UG/L
	OT29-GW-2904-02122015	WATER	N	Dibenzofuran	2.9 U	1.1	2.9	9.8	UG/L
	OT29-GW-2904-02122015	WATER	N	Diethyl phthalate	2.9 U	0.91	2.9	9.8	UG/L
	OT29-GW-2904-02122015	WATER	N	Dimethyl phthalate	2.9 U	0.86	2.9	9.8	UG/L
	OT29-GW-2904-02122015	WATER	N	Di-n-butyl phthalate	2.9 U	1.1	2.9	9.8	UG/L
	OT29-GW-2904-02122015	WATER	N	Di-n-octyl phthalate	2.9 U	1.5	2.9	9.8	UG/L
	OT29-GW-2904-02122015	WATER	N	Hexachlorobenzene	2.9 U	1.4	2.9	9.8	UG/L
	OT29-GW-2904-02122015	WATER	N	Hexachlorobutadiene	2.9 U	1.3	2.9	9.8	UG/L
	OT29-GW-2904-02122015	WATER	N	Hexachlorocyclopentadiene	9.8 U	4.9	9.8	49	UG/L
	OT29-GW-2904-02122015	WATER	N	Hexachloroethane	2.9 U	1.4	2.9	9.8	UG/L
	OT29-GW-2904-02122015	WATER	N	Isophorone	2.9 U	0.98	2.9	9.8	UG/L
	OT29-GW-2904-02122015	WATER	N	Nitrobenzene	5.9 U	1.6	5.9	9.8	UG/L
	OT29-GW-2904-02122015	WATER	N	N-Nitrosodimethylamine	2.9 U	0.94	2.9	15	UG/L
	OT29-GW-2904-02122015	WATER	N	N-Nitrosodi-n-propylamine	2.9 U	1.4	2.9	9.8	UG/L
	OT29-GW-2904-02122015	WATER	N	N-Nitrosodiphenylamine	2.9 U	0.98	2.9	9.8	UG/L
	OT29-GW-2904-02122015	WATER	N	Pentachlorophenol	20 U	4.9	20	59	UG/L
	OT29-GW-2904-02122015	WATER	N	Phenol	2.9 U	1.1	2.9	9.8	UG/L
SW8270SIM									
	OT29-FD-2904-02122015	WATER	FD	1,4-Dioxane	0.47 U	0.19	0.47	0.95	UG/L
	OT29-FD-2904-02122015	WATER	FD	1-Methylnaphthalene	14 U	6.2	14	48	NG/L
	OT29-FD-2904-02122015	WATER	FD	2-Methylnaphthalene	14 U	5.3	14	48	NG/L
	OT29-FD-2904-02122015	WATER	FD	Acenaphthene	14 U	4.8	14	48	NG/L

Table 3. Summary of Analytical Results for Groundwater Samples for the Open Detonation Unit, Kirtland Air Force Base, December 2015

Method	Sample ID	Matrix	QA/QC Type	Analyte	Result*	DL	LOD	LOQ	Units
SW8270SIM									
	OT29-FD-2904-02122015	WATER	FD	Acenaphthylene	14 U	4.8	14	48	NG/L
	OT29-FD-2904-02122015	WATER	FD	Anthracene	14 U	4.2	14	48	NG/L
	OT29-FD-2904-02122015	WATER	FD	Benzo[a]anthracene	14 U	4.4	14	48	NG/L
	OT29-FD-2904-02122015	WATER	FD	Benzo[a]pyrene	14 U	4.2	14	48	NG/L
	OT29-FD-2904-02122015	WATER	FD	Benzo[b]fluoranthene	29 U	12	29	48	NG/L
	OT29-FD-2904-02122015	WATER	FD	Benzo[g,h,i]perylene	14 U	5.3	14	48	NG/L
	OT29-FD-2904-02122015	WATER	FD	Benzo[k]fluoranthene	29 U	7.4	29	48	NG/L
	OT29-FD-2904-02122015	WATER	FD	Chrysene	14 U	3.8	14	48	NG/L
	OT29-FD-2904-02122015	WATER	FD	Dibenz(a,h)anthracene	29 U	14	29	48	NG/L
	OT29-FD-2904-02122015	WATER	FD	Fluoranthene	14 U	4.1	14	48	NG/L
	OT29-FD-2904-02122015	WATER	FD	Fluorene	14 U	3.9	14	48	NG/L
	OT29-FD-2904-02122015	WATER	FD	Indeno[1,2,3-cd]pyrene	29 U	13	29	48	NG/L
	OT29-FD-2904-02122015	WATER	FD	Naphthalene	14 U	4.8	14	48	NG/L
	OT29-FD-2904-02122015	WATER	FD	Phenanthrene	14 U	6	14	48	NG/L
	OT29-FD-2904-02122015	WATER	FD	Pyrene	14 U	4	14	48	NG/L
	OT29-GW-2901-01122015	WATER	N	1,4-Dioxane	0.6 U	0.24	0.6	1.2	UG/L
	OT29-GW-2901-01122015	WATER	N	1-Methylnaphthalene	17 U	7.4	17	57	NG/L
	OT29-GW-2901-01122015	WATER	N	2-Methylnaphthalene	17 U	6.2	17	57	NG/L
	OT29-GW-2901-01122015	WATER	N	Acenaphthene	17 U	5.7	17	57	NG/L
	OT29-GW-2901-01122015	WATER	N	Acenaphthylene	17 U	5.7	17	57	NG/L
	OT29-GW-2901-01122015	WATER	N	Anthracene	17 U	5	17	57	NG/L
	OT29-GW-2901-01122015	WATER	N	Benzo[a]anthracene	17 U	5.2	17	57	NG/L
	OT29-GW-2901-01122015	WATER	N	Benzo[a]pyrene	17 U	5	17	57	NG/L

Table 3. Summary of Analytical Results for Groundwater Samples for the Open Detonation Unit, Kirtland Air Force Base, December 2015

Method	Sample ID	Matrix	QA/QC Type	Analyte	Result*	DL	LOD	LOQ	Units
SW8270SIM									
	OT29-GW-2901-01122015	WATER	N	Benzo[b]fluoranthene	34 U	14	34	57	NG/L
	OT29-GW-2901-01122015	WATER	N	Benzo[g,h,i]perylene	17 U	6.2	17	57	NG/L
	OT29-GW-2901-01122015	WATER	N	Benzo[k]fluoranthene	34 U	8.8	34	57	NG/L
	OT29-GW-2901-01122015	WATER	N	Chrysene	17 U	4.5	17	57	NG/L
	OT29-GW-2901-01122015	WATER	N	Dibenz(a,h)anthracene	34 U	16	34	57	NG/L
	OT29-GW-2901-01122015	WATER	N	Fluoranthene	17 U	4.9	17	57	NG/L
	OT29-GW-2901-01122015	WATER	N	Fluorene	17 U	4.6	17	57	NG/L
	OT29-GW-2901-01122015	WATER	N	Indeno[1,2,3-cd]pyrene	34 U	16	34	57	NG/L
	OT29-GW-2901-01122015	WATER	N	Naphthalene	17 U	5.7	17	57	NG/L
	OT29-GW-2901-01122015	WATER	N	Phenanthrene	17 U	7.1	17	57	NG/L
	OT29-GW-2901-01122015	WATER	N	Pyrene	17 U	4.8	17	57	NG/L
	OT29-GW-2902-02122015	WATER	N	1,4-Dioxane	0.48 U	0.19	0.48	0.96	UG/L
	OT29-GW-2902-02122015	WATER	N	1-Methylnaphthalene	14 U	6.2	14	48	NG/L
	OT29-GW-2902-02122015	WATER	N	2-Methylnaphthalene	14 U	5.3	14	48	NG/L
	OT29-GW-2902-02122015	WATER	N	Acenaphthene	14 U	4.8	14	48	NG/L
	OT29-GW-2902-02122015	WATER	N	Acenaphthylene	14 U	4.8	14	48	NG/L
	OT29-GW-2902-02122015	WATER	N	Anthracene	14 U	4.3	14	48	NG/L
	OT29-GW-2902-02122015	WATER	N	Benzo[a]anthracene	14 U	4.4	14	48	NG/L
	OT29-GW-2902-02122015	WATER	N	Benzo[a]pyrene	14 U	4.2	14	48	NG/L
	OT29-GW-2902-02122015	WATER	N	Benzo[b]fluoranthene	29 U	12	29	48	NG/L
	OT29-GW-2902-02122015	WATER	N	Benzo[g,h,i]perylene	14 U	5.3	14	48	NG/L
	OT29-GW-2902-02122015	WATER	N	Benzo[k]fluoranthene	29 U	7.5	29	48	NG/L
	OT29-GW-2902-02122015	WATER	N	Chrysene	14 U	3.8	14	48	NG/L

Table 3. Summary of Analytical Results for Groundwater Samples for the Open Detonation Unit, Kirtland Air Force Base, December 2015

Method	Sample ID	Matrix	QA/QC Type	Analyte	Result*	DL	LOD	LOQ	Units
SW8270SIM									
	OT29-GW-2902-02122015	WATER	N	Dibenz(a,h)anthracene	29 U	14	29	48	NG/L
	OT29-GW-2902-02122015	WATER	N	Fluoranthene	14 U	4.1	14	48	NG/L
	OT29-GW-2902-02122015	WATER	N	Fluorene	14 U	3.9	14	48	NG/L
	OT29-GW-2902-02122015	WATER	N	Indeno[1,2,3-cd]pyrene	29 U	14	29	48	NG/L
	OT29-GW-2902-02122015	WATER	N	Naphthalene	14 U	4.8	14	48	NG/L
	OT29-GW-2902-02122015	WATER	N	Phenanthrene	14 U	6.1	14	48	NG/L
	OT29-GW-2902-02122015	WATER	N	Pyrene	14 U	4	14	48	NG/L
	OT29-GW-2903-01122015	WATER	N	1,4-Dioxane	0.47 U	0.19	0.47	0.95	UG/L
	OT29-GW-2903-01122015	WATER	N	1-Methylnaphthalene	15 U	6.5	15	50	NG/L
	OT29-GW-2903-01122015	WATER	N	2-Methylnaphthalene	15 U	5.5	15	50	NG/L
	OT29-GW-2903-01122015	WATER	N	Acenaphthene	15 U	5	15	50	NG/L
	OT29-GW-2903-01122015	WATER	N	Acenaphthylene	15 U	5	15	50	NG/L
	OT29-GW-2903-01122015	WATER	N	Anthracene	15 U	4.5	15	50	NG/L
	OT29-GW-2903-01122015	WATER	N	Benzo[a]anthracene	15 U	4.6	15	50	NG/L
	OT29-GW-2903-01122015	WATER	N	Benzo[a]pyrene	15 U	4.4	15	50	NG/L
	OT29-GW-2903-01122015	WATER	N	Benzo[b]fluoranthene	30 U	12	30	50	NG/L
	OT29-GW-2903-01122015	WATER	N	Benzo[g,h,i]perylene	15 U	5.5	15	50	NG/L
	OT29-GW-2903-01122015	WATER	N	Benzo[k]fluoranthene	30 U	7.9	30	50	NG/L
	OT29-GW-2903-01122015	WATER	N	Chrysene	15 U	4	15	50	NG/L
	OT29-GW-2903-01122015	WATER	N	Dibenz(a,h)anthracene	30 U	15	30	50	NG/L
	OT29-GW-2903-01122015	WATER	N	Fluoranthene	15 U	4.3	15	50	NG/L
	OT29-GW-2903-01122015	WATER	N	Fluorene	15 U	4.1	15	50	NG/L
	OT29-GW-2903-01122015	WATER	N	Indeno[1,2,3-cd]pyrene	30 U	14	30	50	NG/L

Table 3. Summary of Analytical Results for Groundwater Samples for the Open Detonation Unit, Kirtland Air Force Base, December 2015

Method	Sample ID	Matrix	QA/QC Type	Analyte	Result*	DL	LOD	LOQ	Units
SW8270SIM									
	OT29-GW-2903-01122015	WATER	N	Naphthalene	15 U	5	15	50	NG/L
	OT29-GW-2903-01122015	WATER	N	Phenanthrene	15 U	6.4	15	50	NG/L
	OT29-GW-2903-01122015	WATER	N	Pyrene	15 U	4.2	15	50	NG/L
	OT29-GW-2904-02122015	WATER	N	1,4-Dioxane	0.47 U	0.19	0.47	0.95	UG/L
	OT29-GW-2904-02122015	WATER	N	1-Methylnaphthalene	15 U	6.3	15	48	NG/L
	OT29-GW-2904-02122015	WATER	N	2-Methylnaphthalene	15 U	5.3	15	48	NG/L
	OT29-GW-2904-02122015	WATER	N	Acenaphthene	15 U	4.8	15	48	NG/L
	OT29-GW-2904-02122015	WATER	N	Acenaphthylene	15 U	4.8	15	48	NG/L
	OT29-GW-2904-02122015	WATER	N	Anthracene	15 U	4.3	15	48	NG/L
	OT29-GW-2904-02122015	WATER	N	Benzo[a]anthracene	15 U	4.5	15	48	NG/L
	OT29-GW-2904-02122015	WATER	N	Benzo[a]pyrene	15 U	4.3	15	48	NG/L
	OT29-GW-2904-02122015	WATER	N	Benzo[b]fluoranthene	29 U	12	29	48	NG/L
	OT29-GW-2904-02122015	WATER	N	Benzo[g,h,i]perylene	15 U	5.3	15	48	NG/L
	OT29-GW-2904-02122015	WATER	N	Benzo[k]fluoranthene	29 U	7.6	29	48	NG/L
	OT29-GW-2904-02122015	WATER	N	Chrysene	15 U	3.9	15	48	NG/L
	OT29-GW-2904-02122015	WATER	N	Dibenz(a,h)anthracene	29 U	14	29	48	NG/L
	OT29-GW-2904-02122015	WATER	N	Fluoranthene	15 U	4.2	15	48	NG/L
	OT29-GW-2904-02122015	WATER	N	Fluorene	15 U	3.9	15	48	NG/L
	OT29-GW-2904-02122015	WATER	N	Indeno[1,2,3-cd]pyrene	29 U	14	29	48	NG/L
	OT29-GW-2904-02122015	WATER	N	Naphthalene	15 U	4.8	15	48	NG/L
	OT29-GW-2904-02122015	WATER	N	Phenanthrene	15 U	6.1	15	48	NG/L
	OT29-GW-2904-02122015	WATER	N	Pyrene	15 U	4.1	15	48	NG/L
SW8290									
	OT29-FD-2904-02122015	WATER	FD	1,2,3,4,6,7,8-HpCDD	2.3 U	0.19		50	PG/L

Table 3. Summary of Analytical Results for Groundwater Samples for the Open Detonation Unit, Kirtland Air Force Base, December 2015

Method	Sample ID	Matrix	QA/QC Type	Analyte	Result*	DL	LOD	LOQ	Units
SW8290									
	OT29-FD-2904-02122015	WATER	FD	1,2,3,4,6,7,8-HpCDF	9.6 J	0.33		50	PG/L
	OT29-FD-2904-02122015	WATER	FD	1,2,3,4,7,8,9-HpCDF	0.99 J	0.42		50	PG/L
	OT29-FD-2904-02122015	WATER	FD	1,2,3,4,7,8-HxCDD	0.25 U	0.25		50	PG/L
	OT29-FD-2904-02122015	WATER	FD	1,2,3,4,7,8-HxCDF	5.2 J	0.28		50	PG/L
	OT29-FD-2904-02122015	WATER	FD	1,2,3,6,7,8-HxCDD	0.24 U	0.24		50	PG/L
	OT29-FD-2904-02122015	WATER	FD	1,2,3,6,7,8-HxCDF	1.2 U	0.26		50	PG/L
	OT29-FD-2904-02122015	WATER	FD	1,2,3,7,8,9-HxCDD	0.86 J	0.21		50	PG/L
	OT29-FD-2904-02122015	WATER	FD	1,2,3,7,8,9-HxCDF	0.32 J	0.29		50	PG/L
	OT29-FD-2904-02122015	WATER	FD	1,2,3,7,8-PeCDD	0.33 U	0.33		50	PG/L
	OT29-FD-2904-02122015	WATER	FD	1,2,3,7,8-PeCDF	0.4 J	0.26		50	PG/L
	OT29-FD-2904-02122015	WATER	FD	2,3,4,6,7,8-HxCDF	0.7 U	0.27		50	PG/L
	OT29-FD-2904-02122015	WATER	FD	2,3,4,7,8-PeCDF	0.64 J	0.27		50	PG/L
	OT29-FD-2904-02122015	WATER	FD	2,3,7,8-TCDD	0.22 U	0.22		10	PG/L
	OT29-FD-2904-02122015	WATER	FD	2,3,7,8-TCDF	0.17 U	0.17		10	PG/L
	OT29-FD-2904-02122015	WATER	FD	OCDD	16 U	0.31		100	PG/L
	OT29-FD-2904-02122015	WATER	FD	OCDF	10 U	0.24		100	PG/L
	OT29-FD-2904-02122015	WATER	FD	Total HpCDD	4.1 U	0.19		50	PG/L
	OT29-FD-2904-02122015	WATER	FD	Total HpCDF	12 J	0.38		50	PG/L
	OT29-FD-2904-02122015	WATER	FD	Total HxCDD	0.86 J	0.23		50	PG/L
	OT29-FD-2904-02122015	WATER	FD	Total HxCDF	7.4 J	0.28		50	PG/L
	OT29-FD-2904-02122015	WATER	FD	Total PeCDD	0.33 U	0.33		50	PG/L
	OT29-FD-2904-02122015	WATER	FD	Total PeCDF	2.1 J	0.26		50	PG/L
	OT29-FD-2904-02122015	WATER	FD	Total TCDD	0.22 U	0.22		10	PG/L

Table 3. Summary of Analytical Results for Groundwater Samples for the Open Detonation Unit, Kirtland Air Force Base, December 2015

Method	Sample ID	Matrix	QA/QC Type	Analyte	Result*	DL	LOD	LOQ	Units
SW8290									
	OT29-FD-2904-02122015	WATER	FD	Total TCDF	0.17 U	0.17		10	PG/L
	OT29-GW-2901-01122015	WATER	N	1,2,3,4,6,7,8-HpCDD	1.1 U	0.27		57	PG/L
	OT29-GW-2901-01122015	WATER	N	1,2,3,4,6,7,8-HpCDF	0.69 U	0.23		57	PG/L
	OT29-GW-2901-01122015	WATER	N	1,2,3,4,7,8,9-HpCDF	0.29 U	0.29		57	PG/L
	OT29-GW-2901-01122015	WATER	N	1,2,3,4,7,8-HxCDD	0.19 U	0.19		57	PG/L
	OT29-GW-2901-01122015	WATER	N	1,2,3,4,7,8-HxCDF	0.22 U	0.22		57	PG/L
	OT29-GW-2901-01122015	WATER	N	1,2,3,6,7,8-HxCDD	0.18 U	0.18		57	PG/L
	OT29-GW-2901-01122015	WATER	N	1,2,3,6,7,8-HxCDF	0.2 U	0.2		57	PG/L
	OT29-GW-2901-01122015	WATER	N	1,2,3,7,8,9-HxCDD	0.16 U	0.16		57	PG/L
	OT29-GW-2901-01122015	WATER	N	1,2,3,7,8,9-HxCDF	0.41 J	0.22		57	PG/L
	OT29-GW-2901-01122015	WATER	N	1,2,3,7,8-PeCDD	0.34 U	0.34		57	PG/L
	OT29-GW-2901-01122015	WATER	N	1,2,3,7,8-PeCDF	0.25 U	0.25		57	PG/L
	OT29-GW-2901-01122015	WATER	N	2,3,4,6,7,8-HxCDF	0.21 U	0.21		57	PG/L
	OT29-GW-2901-01122015	WATER	N	2,3,4,7,8-PeCDF	0.25 U	0.25		57	PG/L
	OT29-GW-2901-01122015	WATER	N	2,3,7,8-TCDD	0.23 U	0.23		11	PG/L
	OT29-GW-2901-01122015	WATER	N	2,3,7,8-TCDF	0.17 U	0.17		11	PG/L
	OT29-GW-2901-01122015	WATER	N	OCDD	10 U	0.28		110	PG/L
	OT29-GW-2901-01122015	WATER	N	OCDF	1.8 U	0.22		110	PG/L
	OT29-GW-2901-01122015	WATER	N	Total HpCDD	2.7 U	0.27		57	PG/L
	OT29-GW-2901-01122015	WATER	N	Total HpCDF	0.69 U	0.26		57	PG/L
	OT29-GW-2901-01122015	WATER	N	Total HxCDD	0.19 U	0.19		57	PG/L
	OT29-GW-2901-01122015	WATER	N	Total HxCDF	0.41 U	0.21		57	PG/L
	OT29-GW-2901-01122015	WATER	N	Total PeCDD	0.34 U	0.34		57	PG/L

Table 3. Summary of Analytical Results for Groundwater Samples for the Open Detonation Unit, Kirtland Air Force Base, December 2015

Method	Sample ID	Matrix	QA/QC Type	Analyte	Result*	DL	LOD	LOQ	Units
SW8290									
	OT29-GW-2901-01122015	WATER	N	Total PeCDF	0.25 U	0.25		57	PG/L
	OT29-GW-2901-01122015	WATER	N	Total TCDD	0.23 U	0.23		11	PG/L
	OT29-GW-2901-01122015	WATER	N	Total TCDF	0.17 U	0.17		11	PG/L
	OT29-GW-2902-02122015	WATER	N	1,2,3,4,6,7,8-HpCDD	0.57 U	0.13		48	PG/L
	OT29-GW-2902-02122015	WATER	N	1,2,3,4,6,7,8-HpCDF	0.12 U	0.12		48	PG/L
	OT29-GW-2902-02122015	WATER	N	1,2,3,4,7,8,9-HpCDF	0.16 U	0.16		48	PG/L
	OT29-GW-2902-02122015	WATER	N	1,2,3,4,7,8-HxCDD	0.16 U	0.16		48	PG/L
	OT29-GW-2902-02122015	WATER	N	1,2,3,4,7,8-HxCDF	0.13 U	0.13		48	PG/L
	OT29-GW-2902-02122015	WATER	N	1,2,3,6,7,8-HxCDD	0.15 U	0.15		48	PG/L
	OT29-GW-2902-02122015	WATER	N	1,2,3,6,7,8-HxCDF	0.12 U	0.12		48	PG/L
	OT29-GW-2902-02122015	WATER	N	1,2,3,7,8,9-HxCDD	0.13 U	0.13		48	PG/L
	OT29-GW-2902-02122015	WATER	N	1,2,3,7,8,9-HxCDF	0.13 U	0.13		48	PG/L
	OT29-GW-2902-02122015	WATER	N	1,2,3,7,8-PeCDD	0.23 U	0.23		48	PG/L
	OT29-GW-2902-02122015	WATER	N	1,2,3,7,8-PeCDF	0.16 U	0.16		48	PG/L
	OT29-GW-2902-02122015	WATER	N	2,3,4,6,7,8-HxCDF	0.13 U	0.13		48	PG/L
	OT29-GW-2902-02122015	WATER	N	2,3,4,7,8-PeCDF	0.16 U	0.16		48	PG/L
	OT29-GW-2902-02122015	WATER	N	2,3,7,8-TCDD	0.16 U	0.16		9.6	PG/L
	OT29-GW-2902-02122015	WATER	N	2,3,7,8-TCDF	0.11 U	0.11		9.6	PG/L
	OT29-GW-2902-02122015	WATER	N	OCDD	3.7 U	0.19		96	PG/L
	OT29-GW-2902-02122015	WATER	N	OCDF	1.2 U	0.14		96	PG/L
	OT29-GW-2902-02122015	WATER	N	Total HpCDD	1.4 U	0.13		48	PG/L
	OT29-GW-2902-02122015	WATER	N	Total HpCDF	0.16 U	0.16		48	PG/L
	OT29-GW-2902-02122015	WATER	N	Total HxCDD	0.16 U	0.16		48	PG/L

Table 3. Summary of Analytical Results for Groundwater Samples for the Open Detonation Unit, Kirtland Air Force Base, December 2015

Method	Sample ID	Matrix	QA/QC Type	Analyte	Result*	DL	LOD	LOQ	Units
SW8290									
	OT29-GW-2902-02122015	WATER	N	Total HxCDF	0.13 U	0.13		48	PG/L
	OT29-GW-2902-02122015	WATER	N	Total PeCDD	0.23 U	0.23		48	PG/L
	OT29-GW-2902-02122015	WATER	N	Total PeCDF	0.16 U	0.16		48	PG/L
	OT29-GW-2902-02122015	WATER	N	Total TCDD	0.16 U	0.16		9.6	PG/L
	OT29-GW-2902-02122015	WATER	N	Total TCDF	0.11 U	0.11		9.6	PG/L
	OT29-GW-2903-01122015	WATER	N	1,2,3,4,6,7,8-HpCDD	0.76 U	0.17		50	PG/L
	OT29-GW-2903-01122015	WATER	N	1,2,3,4,6,7,8-HpCDF	0.16 U	0.16		50	PG/L
	OT29-GW-2903-01122015	WATER	N	1,2,3,4,7,8,9-HpCDF	0.2 U	0.2		50	PG/L
	OT29-GW-2903-01122015	WATER	N	1,2,3,4,7,8-HxCDD	0.17 U	0.17		50	PG/L
	OT29-GW-2903-01122015	WATER	N	1,2,3,4,7,8-HxCDF	0.15 U	0.15		50	PG/L
	OT29-GW-2903-01122015	WATER	N	1,2,3,6,7,8-HxCDD	0.17 U	0.17		50	PG/L
	OT29-GW-2903-01122015	WATER	N	1,2,3,6,7,8-HxCDF	0.14 U	0.14		50	PG/L
	OT29-GW-2903-01122015	WATER	N	1,2,3,7,8,9-HxCDD	0.15 U	0.15		50	PG/L
	OT29-GW-2903-01122015	WATER	N	1,2,3,7,8,9-HxCDF	0.15 U	0.15		50	PG/L
	OT29-GW-2903-01122015	WATER	N	1,2,3,7,8-PeCDD	0.28 U	0.28		50	PG/L
	OT29-GW-2903-01122015	WATER	N	1,2,3,7,8-PeCDF	0.19 U	0.19		50	PG/L
	OT29-GW-2903-01122015	WATER	N	2,3,4,6,7,8-HxCDF	0.15 U	0.15		50	PG/L
	OT29-GW-2903-01122015	WATER	N	2,3,4,7,8-PeCDF	0.2 U	0.2		50	PG/L
	OT29-GW-2903-01122015	WATER	N	2,3,7,8-TCDD	0.2 U	0.2		10	PG/L
	OT29-GW-2903-01122015	WATER	N	2,3,7,8-TCDF	0.17 U	0.17		10	PG/L
	OT29-GW-2903-01122015	WATER	N	OCDD	6.7 U	0.25		100	PG/L
	OT29-GW-2903-01122015	WATER	N	OCDF	1.1 U	0.19		100	PG/L
	OT29-GW-2903-01122015	WATER	N	Total HpCDD	1.7 U	0.17		50	PG/L

Table 3. Summary of Analytical Results for Groundwater Samples for the Open Detonation Unit, Kirtland Air Force Base, December 2015

Method	Sample ID	Matrix	QA/QC Type	Analyte	Result*	DL	LOD	LOQ	Units
SW8290									
	OT29-GW-2903-01122015	WATER	N	Total HpCDF	0.2 U	0.2		50	PG/L
	OT29-GW-2903-01122015	WATER	N	Total HxCDD	0.17 U	0.17		50	PG/L
	OT29-GW-2903-01122015	WATER	N	Total HxCDF	0.15 U	0.15		50	PG/L
	OT29-GW-2903-01122015	WATER	N	Total PeCDD	0.28 U	0.28		50	PG/L
	OT29-GW-2903-01122015	WATER	N	Total PeCDF	0.2 U	0.2		50	PG/L
	OT29-GW-2903-01122015	WATER	N	Total TCDD	0.2 U	0.2		10	PG/L
	OT29-GW-2903-01122015	WATER	N	Total TCDF	0.17 U	0.17		10	PG/L
	OT29-GW-2904-02122015	WATER	N	1,2,3,4,6,7,8-HpCDD	1.4 U	0.19		48	PG/L
	OT29-GW-2904-02122015	WATER	N	1,2,3,4,6,7,8-HpCDF	1.3 U	0.18		48	PG/L
	OT29-GW-2904-02122015	WATER	N	1,2,3,4,7,8,9-HpCDF	1.2 J	0.23		48	PG/L
	OT29-GW-2904-02122015	WATER	N	1,2,3,4,7,8-HxCDD	0.59 J	0.19		48	PG/L
	OT29-GW-2904-02122015	WATER	N	1,2,3,4,7,8-HxCDF	0.5 J	0.22		48	PG/L
	OT29-GW-2904-02122015	WATER	N	1,2,3,6,7,8-HxCDD	0.84 J	0.19		48	PG/L
	OT29-GW-2904-02122015	WATER	N	1,2,3,6,7,8-HxCDF	0.2 U	0.2		48	PG/L
	OT29-GW-2904-02122015	WATER	N	1,2,3,7,8,9-HxCDD	0.84 J	0.16		48	PG/L
	OT29-GW-2904-02122015	WATER	N	1,2,3,7,8,9-HxCDF	0.9 J	0.22		48	PG/L
	OT29-GW-2904-02122015	WATER	N	1,2,3,7,8-PeCDD	0.32 U	0.32		48	PG/L
	OT29-GW-2904-02122015	WATER	N	1,2,3,7,8-PeCDF	0.24 U	0.24		48	PG/L
	OT29-GW-2904-02122015	WATER	N	2,3,4,6,7,8-HxCDF	0.84 U	0.21		48	PG/L
	OT29-GW-2904-02122015	WATER	N	2,3,4,7,8-PeCDF	0.24 U	0.24		48	PG/L
	OT29-GW-2904-02122015	WATER	N	2,3,7,8-TCDD	0.22 U	0.22		9.5	PG/L
	OT29-GW-2904-02122015	WATER	N	2,3,7,8-TCDF	0.15 U	0.15		9.5	PG/L
	OT29-GW-2904-02122015	WATER	N	OCDD	7.2 U	0.24		95	PG/L

Table 3. Summary of Analytical Results for Groundwater Samples for the Open Detonation Unit, Kirtland Air Force Base, December 2015

Method	Sample ID	Matrix	QA/QC Type	Analyte	Result*	DL	LOD	LOQ	Units
SW8290									
	OT29-GW-2904-02122015	WATER	N	OCDF	2.8 U	0.2		95	PG/L
	OT29-GW-2904-02122015	WATER	N	Total HpCDD	1.9 U	0.19		48	PG/L
	OT29-GW-2904-02122015	WATER	N	Total HpCDF	2.5 U	0.21		48	PG/L
	OT29-GW-2904-02122015	WATER	N	Total HxCDD	2.3 J	0.18		48	PG/L
	OT29-GW-2904-02122015	WATER	N	Total HxCDF	2.2 U	0.21		48	PG/L
	OT29-GW-2904-02122015	WATER	N	Total PeCDD	0.32 U	0.32		48	PG/L
	OT29-GW-2904-02122015	WATER	N	Total PeCDF	0.24 U	0.24		48	PG/L
	OT29-GW-2904-02122015	WATER	N	Total TCDD	0.22 U	0.22		9.5	PG/L
	OT29-GW-2904-02122015	WATER	N	Total TCDF	0.15 U	0.15		9.5	PG/L
SW8330B									
	OT29-FD-2904-02122015	WATER	FD	1,3,5-Trinitrobenzene	0.1 U	0.031	0.1	0.15	UG/L
	OT29-FD-2904-02122015	WATER	FD	1,3-Dinitrobenzene	0.1 U	0.05	0.1	0.15	UG/L
	OT29-FD-2904-02122015	WATER	FD	2,4,6-Trinitrotoluene	0.1 U	0.05	0.1	0.15	UG/L
	OT29-FD-2904-02122015	WATER	FD	2,4-Dinitrotoluene	0.1 U	0.05	0.1	0.13	UG/L
	OT29-FD-2904-02122015	WATER	FD	2,6-Dinitrotoluene	0.1 U	0.05	0.1	0.13	UG/L
	OT29-FD-2904-02122015	WATER	FD	2-Amino-4,6-dinitrotoluene	0.1 U	0.03	0.1	0.15	UG/L
	OT29-FD-2904-02122015	WATER	FD	2-Nitrotoluene	0.2 U	0.089	0.2	0.5	UG/L
	OT29-FD-2904-02122015	WATER	FD	3-Nitrotoluene	0.2 U	0.058	0.2	0.5	UG/L
	OT29-FD-2904-02122015	WATER	FD	4-Amino-2,6-dinitrotoluene	0.1 U	0.05	0.1	0.15	UG/L
	OT29-FD-2904-02122015	WATER	FD	4-Nitrotoluene	0.2 U	0.089	0.2	0.5	UG/L
	OT29-FD-2904-02122015	WATER	FD	HMX	0.1 U	0.036	0.1	0.15	UG/L
	OT29-FD-2904-02122015	WATER	FD	Nitrobenzene	0.1 U	0.05	0.1	0.15	UG/L
	OT29-FD-2904-02122015	WATER	FD	Nitroglycerin	0.76 U	0.33	0.76	1.5	UG/L
	OT29-FD-2904-02122015	WATER	FD	PETN	0.76 U	0.3	0.76	1.5	UG/L

Table 3. Summary of Analytical Results for Groundwater Samples for the Open Detonation Unit, Kirtland Air Force Base, December 2015

Method	Sample ID	Matrix	QA/QC Type	Analyte	Result*	DL	LOD	LOQ	Units
SW8330B									
	OT29-FD-2904-02122015	WATER	FD	RDX	0.1 U	0.036	0.1	0.15	UG/L
	OT29-FD-2904-02122015	WATER	FD	Tetryl	0.1 U	0.05	0.1	0.15	UG/L
	OT29-GW-2901-01122015	WATER	N	1,3,5-Trinitrobenzene	0.1 U	0.032	0.1	0.15	UG/L
	OT29-GW-2901-01122015	WATER	N	1,3-Dinitrobenzene	0.1 U	0.052	0.1	0.15	UG/L
	OT29-GW-2901-01122015	WATER	N	2,4,6-Trinitrotoluene	0.1 U	0.052	0.1	0.15	UG/L
	OT29-GW-2901-01122015	WATER	N	2,4-Dinitrotoluene	0.1 U	0.052	0.1	0.13	UG/L
	OT29-GW-2901-01122015	WATER	N	2,6-Dinitrotoluene	0.1 U	0.052	0.1	0.13	UG/L
	OT29-GW-2901-01122015	WATER	N	2-Amino-4,6-dinitrotoluene	0.1 U	0.031	0.1	0.15	UG/L
	OT29-GW-2901-01122015	WATER	N	2-Nitrotoluene	0.11 J	0.091	0.21	0.52	UG/L
	OT29-GW-2901-01122015	WATER	N	3-Nitrotoluene	0.21 U	0.059	0.21	0.52	UG/L
	OT29-GW-2901-01122015	WATER	N	4-Amino-2,6-dinitrotoluene	0.1 U	0.052	0.1	0.15	UG/L
	OT29-GW-2901-01122015	WATER	N	4-Nitrotoluene	0.21 U	0.091	0.21	0.52	UG/L
	OT29-GW-2901-01122015	WATER	N	HMX	0.1 U	0.037	0.1	0.15	UG/L
	OT29-GW-2901-01122015	WATER	N	Nitrobenzene	0.1 U	0.052	0.1	0.15	UG/L
	OT29-GW-2901-01122015	WATER	N	Nitroglycerin	0.77 U	0.34	0.77	1.5	UG/L
	OT29-GW-2901-01122015	WATER	N	PETN	0.77 U	0.31	0.77	1.5	UG/L
	OT29-GW-2901-01122015	WATER	N	RDX	0.1 U	0.037	0.1	0.15	UG/L
	OT29-GW-2901-01122015	WATER	N	Tetryl	0.1 U	0.052	0.1	0.15	UG/L
	OT29-GW-2902-02122015	WATER	N	1,3,5-Trinitrobenzene	0.1 U	0.031	0.1	0.15	UG/L
	OT29-GW-2902-02122015	WATER	N	1,3-Dinitrobenzene	0.1 U	0.05	0.1	0.15	UG/L
	OT29-GW-2902-02122015	WATER	N	2,4,6-Trinitrotoluene	0.1 U	0.05	0.1	0.15	UG/L
	OT29-GW-2902-02122015	WATER	N	2,4-Dinitrotoluene	0.1 U	0.05	0.1	0.13	UG/L
	OT29-GW-2902-02122015	WATER	N	2,6-Dinitrotoluene	0.1 U	0.05	0.1	0.13	UG/L

Table 3. Summary of Analytical Results for Groundwater Samples for the Open Detonation Unit, Kirtland Air Force Base, December 2015

Method	Sample ID	Matrix	QA/QC Type	Analyte	Result*	DL	LOD	LOQ	Units
SW8330B									
	OT29-GW-2902-02122015	WATER	N	2-Amino-4,6-dinitrotoluene	0.1 U	0.03	0.1	0.15	UG/L
	OT29-GW-2902-02122015	WATER	N	2-Nitrotoluene	0.2 U	0.088	0.2	0.5	UG/L
	OT29-GW-2902-02122015	WATER	N	3-Nitrotoluene	0.2 U	0.057	0.2	0.5	UG/L
	OT29-GW-2902-02122015	WATER	N	4-Amino-2,6-dinitrotoluene	0.1 U	0.05	0.1	0.15	UG/L
	OT29-GW-2902-02122015	WATER	N	4-Nitrotoluene	0.2 U	0.088	0.2	0.5	UG/L
	OT29-GW-2902-02122015	WATER	N	HMX	0.1 U	0.036	0.1	0.15	UG/L
	OT29-GW-2902-02122015	WATER	N	Nitrobenzene	0.1 U	0.05	0.1	0.15	UG/L
	OT29-GW-2902-02122015	WATER	N	Nitroglycerin	0.75 U	0.33	0.75	1.5	UG/L
	OT29-GW-2902-02122015	WATER	N	PETN	0.75 U	0.3	0.75	1.5	UG/L
	OT29-GW-2902-02122015	WATER	N	RDX	0.1 U	0.036	0.1	0.15	UG/L
	OT29-GW-2902-02122015	WATER	N	Tetryl	0.1 U	0.05	0.1	0.15	UG/L
	OT29-GW-2903-01122015	WATER	N	1,3,5-Trinitrobenzene	0.1 U	0.031	0.1	0.15	UG/L
	OT29-GW-2903-01122015	WATER	N	1,3-Dinitrobenzene	0.1 U	0.05	0.1	0.15	UG/L
	OT29-GW-2903-01122015	WATER	N	2,4,6-Trinitrotoluene	0.1 U	0.05	0.1	0.15	UG/L
	OT29-GW-2903-01122015	WATER	N	2,4-Dinitrotoluene	0.1 U	0.05	0.1	0.13	UG/L
	OT29-GW-2903-01122015	WATER	N	2,6-Dinitrotoluene	0.1 U	0.05	0.1	0.13	UG/L
	OT29-GW-2903-01122015	WATER	N	2-Amino-4,6-dinitrotoluene	0.1 U	0.03	0.1	0.15	UG/L
	OT29-GW-2903-01122015	WATER	N	2-Nitrotoluene	0.2 U	0.089	0.2	0.5	UG/L
	OT29-GW-2903-01122015	WATER	N	3-Nitrotoluene	0.2 U	0.057	0.2	0.5	UG/L
	OT29-GW-2903-01122015	WATER	N	4-Amino-2,6-dinitrotoluene	0.1 U	0.05	0.1	0.15	UG/L
	OT29-GW-2903-01122015	WATER	N	4-Nitrotoluene	0.2 U	0.089	0.2	0.5	UG/L
	OT29-GW-2903-01122015	WATER	N	HMX	0.1 U	0.036	0.1	0.15	UG/L
	OT29-GW-2903-01122015	WATER	N	Nitrobenzene	0.1 U	0.05	0.1	0.15	UG/L

Table 3. Summary of Analytical Results for Groundwater Samples for the Open Detonation Unit, Kirtland Air Force Base, December 2015

Method	Sample ID	Matrix	QA/QC Type	Analyte	Result*	DL	LOD	LOQ	Units
SW8330B									
	OT29-GW-2903-01122015	WATER	N	Nitroglycerin	0.76 U	0.33	0.76	1.5	UG/L
	OT29-GW-2903-01122015	WATER	N	PETN	0.76 U	0.3	0.76	1.5	UG/L
	OT29-GW-2903-01122015	WATER	N	RDX	0.1 U	0.036	0.1	0.15	UG/L
	OT29-GW-2903-01122015	WATER	N	Tetryl	0.1 U	0.05	0.1	0.15	UG/L
	OT29-GW-2904-02122015	WATER	N	1,3,5-Trinitrobenzene	0.1 U	0.031	0.1	0.15	UG/L
	OT29-GW-2904-02122015	WATER	N	1,3-Dinitrobenzene	0.1 U	0.05	0.1	0.15	UG/L
	OT29-GW-2904-02122015	WATER	N	2,4,6-Trinitrotoluene	0.1 U	0.05	0.1	0.15	UG/L
	OT29-GW-2904-02122015	WATER	N	2,4-Dinitrotoluene	0.1 U	0.05	0.1	0.13	UG/L
	OT29-GW-2904-02122015	WATER	N	2,6-Dinitrotoluene	0.1 U	0.05	0.1	0.13	UG/L
	OT29-GW-2904-02122015	WATER	N	2-Amino-4,6-dinitrotoluene	0.1 U	0.03	0.1	0.15	UG/L
	OT29-GW-2904-02122015	WATER	N	2-Nitrotoluene	0.2 U	0.088	0.2	0.5	UG/L
	OT29-GW-2904-02122015	WATER	N	3-Nitrotoluene	0.2 U	0.057	0.2	0.5	UG/L
	OT29-GW-2904-02122015	WATER	N	4-Amino-2,6-dinitrotoluene	0.1 U	0.05	0.1	0.15	UG/L
	OT29-GW-2904-02122015	WATER	N	4-Nitrotoluene	0.2 U	0.088	0.2	0.5	UG/L
	OT29-GW-2904-02122015	WATER	N	HMX	0.1 U	0.036	0.1	0.15	UG/L
	OT29-GW-2904-02122015	WATER	N	Nitrobenzene	0.1 U	0.05	0.1	0.15	UG/L
	OT29-GW-2904-02122015	WATER	N	Nitroglycerin	0.75 U	0.33	0.75	1.5	UG/L
	OT29-GW-2904-02122015	WATER	N	PETN	0.75 U	0.3	0.75	1.5	UG/L
	OT29-GW-2904-02122015	WATER	N	RDX	0.1 U	0.036	0.1	0.15	UG/L
	OT29-GW-2904-02122015	WATER	N	Tetryl	0.1 U	0.05	0.1	0.15	UG/L
SW9034									
	OT29-FD-2904-02122015	WATER	FD	Sulfide	1.9 UJ	0.79	1.9	4	MG/L
	OT29-GW-2901-01122015	WATER	N	Sulfide	1.9 U	0.79	1.9	4	MG/L
	OT29-GW-2902-02122015	WATER	N	Sulfide	1.9 UJ	0.79	1.9	4	MG/L

Table 3. Summary of Analytical Results for Groundwater Samples for the Open Detonation Unit, Kirtland Air Force Base, December 2015

Method	Sample ID	Matrix	QA/QC Type	Analyte	Result*	DL	LOD	LOQ	Units
SW9034									
	OT29-GW-2903-01122015	WATER	N	Sulfide	1.9 UJ	0.79	1.9	4	MG/L
	OT29-GW-2904-02122015	WATER	N	Sulfide	1.9 UJ	0.79	1.9	4	MG/L
SW9056									
	OT29-FD-2904-02122015	WATER	FD	Bromide	0.93 J	0.18	0.4	1	MG/L
	OT29-FD-2904-02122015	WATER	FD	Chloride	200	0.74	2	20	MG/L
	OT29-FD-2904-02122015	WATER	FD	Fluoride	2	0.12	0.4	1	MG/L
	OT29-FD-2904-02122015	WATER	FD	Nitrate as N	0.72	0.044	0.06	0.1	MG/L
	OT29-FD-2904-02122015	WATER	FD	Nitrite as N	0.06 U	0.032	0.06	0.1	MG/L
	OT29-FD-2904-02122015	WATER	FD	Sulfate	78	0.098	0.3	2	MG/L
	OT29-GW-2901-01122015	WATER	N	Bromide	1	0.18	0.4	1	MG/L
	OT29-GW-2901-01122015	WATER	N	Chloride	240	0.74	2	20	MG/L
	OT29-GW-2901-01122015	WATER	N	Fluoride	2.4	0.12	0.4	1	MG/L
	OT29-GW-2901-01122015	WATER	N	Nitrate as N	1.1	0.044	0.06	0.1	MG/L
	OT29-GW-2901-01122015	WATER	N	Nitrite as N	0.06 U	0.032	0.06	0.1	MG/L
	OT29-GW-2901-01122015	WATER	N	Sulfate	78	0.098	0.3	2	MG/L
	OT29-GW-2902-02122015	WATER	N	Bromide	1	0.18	0.4	1	MG/L
	OT29-GW-2902-02122015	WATER	N	Chloride	240	0.74	2	20	MG/L
	OT29-GW-2902-02122015	WATER	N	Fluoride	1.6	0.12	0.4	1	MG/L
	OT29-GW-2902-02122015	WATER	N	Nitrate as N	1.4	0.044	0.06	0.1	MG/L
	OT29-GW-2902-02122015	WATER	N	Nitrite as N	0.06 U	0.032	0.06	0.1	MG/L
	OT29-GW-2902-02122015	WATER	N	Sulfate	83	0.098	0.3	2	MG/L
	OT29-GW-2903-01122015	WATER	N	Bromide	1	0.18	0.4	1	MG/L
	OT29-GW-2903-01122015	WATER	N	Chloride	220 J	0.93	2.5	25	MG/L
	OT29-GW-2903-01122015	WATER	N	Fluoride	1.4	0.12	0.4	1	MG/L

Table 3. Summary of Analytical Results for Groundwater Samples for the Open Detonation Unit, Kirtland Air Force Base, December 2015

Method	Sample ID	Matrix	QA/QC Type	Analyte	Result*	DL	LOD	LOQ	Units
SW9056									
	OT29-GW-2903-01122015	WATER	N	Nitrate as N	2.8	0.044	0.06	0.1	MG/L
	OT29-GW-2903-01122015	WATER	N	Nitrite as N	0.06 U	0.032	0.06	0.1	MG/L
	OT29-GW-2903-01122015	WATER	N	Sulfate	94	1.2	3.8	25	MG/L
	OT29-GW-2904-02122015	WATER	N	Bromide	0.94 J	0.18	0.4	1	MG/L
	OT29-GW-2904-02122015	WATER	N	Chloride	200	0.74	2	20	MG/L
	OT29-GW-2904-02122015	WATER	N	Fluoride	2	0.12	0.4	1	MG/L
	OT29-GW-2904-02122015	WATER	N	Nitrate as N	0.77 J	0.044	0.06	0.1	MG/L
	OT29-GW-2904-02122015	WATER	N	Nitrite as N	0.06 U	0.032	0.06	0.1	MG/L
	OT29-GW-2904-02122015	WATER	N	Sulfate	78	0.098	0.3	2	MG/L
SW9060									
	OT29-FD-2904-02122015	WATER	FD	Total Organic Carbon - Duplicates	0.27 U	0.16	0.5	1	MG/L
	OT29-GW-2901-01122015	WATER	N	Total Organic Carbon - Duplicates	0.68 U	0.16	0.5	1	MG/L
	OT29-GW-2902-02122015	WATER	N	Total Organic Carbon - Duplicates	0.5 U	0.16	0.5	1	MG/L
	OT29-GW-2903-01122015	WATER	N	Total Organic Carbon - Duplicates	0.9 U	0.16	0.5	1	MG/L
	OT29-GW-2904-02122015	WATER	N	Total Organic Carbon - Duplicates	0.46 U	0.16	0.5	1	MG/L

QA/QC Type

N = Normal Environmental Sample
FD = Field Duplicate

* The most severe flag for each analyte becomes the final validation flag

Qualifier Description:

J = The analyte was positively identified, the quantitation is an estimate.
U = The analyte was analyzed for, but not detected. The associated numerical value is at or below the Limit of Detection (LOD).
UJ = The analyte was analyzed for, but not detected. The associated numerical value is at or below the Limit of Detection (LOD) and the quantitation is an estimate.

Table 4. Holding Times for Groundwater Samples for the Open Detonation Unit, Kirtland Air Force Base, December 2015

Method	Sample ID	Matrix	QA/QC Type	Holding time - Type*	Sample Date	Extract Date	Analysis Date
A2320	OT29-FD-2904-02122015	WATER	FD	5 Days - A	12/2/2015		12/7/2015
	OT29-GW-2901-01122015	WATER	N	3 Days - A	12/1/2015		12/4/2015
	OT29-GW-2902-02122015	WATER	N	5 Days - A	12/2/2015		12/7/2015
	OT29-GW-2903-01122015	WATER	N	3 Days - A	12/1/2015		12/4/2015
	OT29-GW-2904-02122015	WATER	N	5 Days - A	12/2/2015		12/7/2015
E350.1	OT29-FD-2904-02122015	WATER	FD	12 Days - A	12/2/2015		12/14/2015
	OT29-GW-2901-01122015	WATER	N	13 Days - A	12/1/2015		12/14/2015
	OT29-GW-2902-02122015	WATER	N	12 Days - A	12/2/2015		12/14/2015
	OT29-GW-2903-01122015	WATER	N	13 Days - A	12/1/2015		12/14/2015
	OT29-GW-2904-02122015	WATER	N	12 Days - A	12/2/2015		12/14/2015
EPA 7580	OT29-FD-2904-02122015	WATER	FD	4 Days - E	12/2/2015	12/6/2015	12/9/2015
	OT29-GW-2901-01122015	WATER	N	5 Days - E	12/1/2015	12/6/2015	12/9/2015
	OT29-GW-2902-02122015	WATER	N	4 Days - E	12/2/2015	12/6/2015	12/9/2015
	OT29-GW-2903-01122015	WATER	N	5 Days - E	12/1/2015	12/6/2015	12/9/2015
	OT29-GW-2904-02122015	WATER	N	4 Days - E	12/2/2015	12/6/2015	12/9/2015
SM2540C	OT29-FD-2904-02122015	WATER	FD	2 Days - A	12/2/2015		12/4/2015
	OT29-GW-2901-01122015	WATER	N	2 Days - A	12/1/2015		12/3/2015
	OT29-GW-2902-02122015	WATER	N	2 Days - A	12/2/2015		12/4/2015
	OT29-GW-2903-01122015	WATER	N	2 Days - A	12/1/2015		12/3/2015
	OT29-GW-2904-02122015	WATER	N	2 Days - A	12/2/2015		12/4/2015
SW6010B	OT29-FD-2904-02122015	WATER	FD	6 Days - A	12/2/2015	12/8/2015	12/8/2015
	OT29-GW-2901-01122015	WATER	N	7 Days - A	12/1/2015	12/8/2015	12/8/2015
	OT29-GW-2902-02122015	WATER	N	6 Days - A	12/2/2015	12/8/2015	12/8/2015
	OT29-GW-2903-01122015	WATER	N	7 Days - A	12/1/2015	12/8/2015	12/8/2015
	OT29-GW-2904-02122015	WATER	N	6 Days - A	12/2/2015	12/8/2015	12/8/2015
SW6020	OT29-FD-2904-02122015	WATER	FD	7 Days - A	12/2/2015	12/8/2015	12/9/2015
	OT29-GW-2901-01122015	WATER	N	9 Days - A	12/1/2015	12/7/2015	12/10/2015
	OT29-GW-2901-01122015	WATER	N	12 Days - A	12/1/2015	12/7/2015	12/13/2015
	OT29-GW-2902-02122015	WATER	N	7 Days - A	12/2/2015	12/8/2015	12/9/2015
	OT29-GW-2903-01122015	WATER	N	12 Days - A	12/1/2015	12/7/2015	12/13/2015
	OT29-GW-2903-01122015	WATER	N	9 Days - A	12/1/2015	12/7/2015	12/10/2015
	OT29-GW-2904-02122015	WATER	N	7 Days - A	12/2/2015	12/8/2015	12/9/2015
SW6850	OT29-FD-2904-02122015	WATER	FD	14 Days - A	12/2/2015	12/10/2015	12/16/2015
	OT29-GW-2901-01122015	WATER	N	15 Days - A	12/1/2015	12/10/2015	12/16/2015
	OT29-GW-2902-02122015	WATER	N	14 Days - A	12/2/2015	12/10/2015	12/16/2015

Table 4. Holding Times for Groundwater Samples for the Open Detonation Unit, Kirtland Air Force Base, December 2015

Method	Sample ID	Matrix	QA/QC Type	Holding time - Type*	Sample Date	Extract Date	Analysis Date
SW6850	OT29-GW-2903-01122015	WATER	N	15 Days - A	12/1/2015	12/10/2015	12/16/2015
	OT29-GW-2904-02122015	WATER	N	14 Days - A	12/2/2015	12/10/2015	12/16/2015
SW7470A	OT29-FD-2904-02122015	WATER	FD	9 Days - A	12/2/2015	12/10/2015	12/11/2015
	OT29-GW-2901-01122015	WATER	N	7 Days - A	12/1/2015	12/7/2015	12/8/2015
	OT29-GW-2902-02122015	WATER	N	9 Days - A	12/2/2015	12/10/2015	12/11/2015
	OT29-GW-2903-01122015	WATER	N	7 Days - A	12/1/2015	12/7/2015	12/8/2015
	OT29-GW-2904-02122015	WATER	N	9 Days - A	12/2/2015	12/10/2015	12/11/2015
SW8011	OT29-FD-2904-02122015	WATER	FD	6 Days - A	12/2/2015	12/8/2015	12/8/2015
	OT29-GW-2901-01122015	WATER	N	7 Days - A	12/1/2015	12/8/2015	12/8/2015
	OT29-GW-2902-02122015	WATER	N	6 Days - A	12/2/2015	12/8/2015	12/8/2015
	OT29-GW-2903-01122015	WATER	N	7 Days - A	12/1/2015	12/8/2015	12/8/2015
	OT29-GW-2904-02122015	WATER	N	6 Days - A	12/2/2015	12/8/2015	12/8/2015
SW8260B	OT29-FD-2904-02122015	WATER	FD	13 Days - E	12/2/2015	12/15/2015	12/15/2015
	OT29-GW-2901-01122015	WATER	N	10 Days - E	12/1/2015	12/11/2015	12/11/2015
	OT29-GW-2902-02122015	WATER	N	13 Days - E	12/2/2015	12/15/2015	12/15/2015
	OT29-GW-2903-01122015	WATER	N	10 Days - E	12/1/2015	12/11/2015	12/11/2015
	OT29-GW-2904-02122015	WATER	N	13 Days - E	12/2/2015	12/15/2015	12/15/2015
SW8270	OT29-FD-2904-02122015	WATER	FD	7 Days - E	12/2/2015	12/9/2015	12/18/2015
	OT29-GW-2901-01122015	WATER	N	7 Days - E	12/1/2015	12/8/2015	12/15/2015
	OT29-GW-2902-02122015	WATER	N	7 Days - E	12/2/2015	12/9/2015	12/18/2015
	OT29-GW-2903-01122015	WATER	N	7 Days - E	12/1/2015	12/8/2015	12/15/2015
	OT29-GW-2904-02122015	WATER	N	7 Days - E	12/2/2015	12/9/2015	12/18/2015
SW8270SIM	OT29-FD-2904-02122015	WATER	FD	7 Days - E	12/2/2015	12/9/2015	12/15/2015
	OT29-FD-2904-02122015	WATER	FD	7 Days - E	12/2/2015	12/9/2015	12/11/2015
	OT29-GW-2901-01122015	WATER	N	3 Days - E	12/1/2015	12/4/2015	12/15/2015
	OT29-GW-2901-01122015	WATER	N	6 Days - E	12/1/2015	12/7/2015	12/10/2015
	OT29-GW-2902-02122015	WATER	N	7 Days - E	12/2/2015	12/9/2015	12/11/2015
	OT29-GW-2902-02122015	WATER	N	7 Days - E	12/2/2015	12/9/2015	12/15/2015
	OT29-GW-2903-01122015	WATER	N	6 Days - E	12/1/2015	12/7/2015	12/10/2015
	OT29-GW-2903-01122015	WATER	N	3 Days - E	12/1/2015	12/4/2015	12/15/2015
	OT29-GW-2904-02122015	WATER	N	7 Days - E	12/2/2015	12/9/2015	12/15/2015
	OT29-GW-2904-02122015	WATER	N	7 Days - E	12/2/2015	12/9/2015	12/11/2015
SW8290	OT29-FD-2904-02122015	WATER	FD	5 Days - E	12/2/2015	12/7/2015	12/16/2015
	OT29-GW-2901-01122015	WATER	N	6 Days - E	12/1/2015	12/7/2015	12/16/2015
	OT29-GW-2902-02122015	WATER	N	5 Days - E	12/2/2015	12/7/2015	12/17/2015

Table 4. Holding Times for Groundwater Samples for the Open Detonation Unit, Kirtland Air Force Base, December 2015

Method	Sample ID	Matrix	QA/QC Type	Holding time - Type*	Sample Date	Extract Date	Analysis Date
SW8290	OT29-GW-2903-01122015	WATER	N	6 Days - E	12/1/2015	12/7/2015	12/16/2015
	OT29-GW-2904-02122015	WATER	N	5 Days - E	12/2/2015	12/7/2015	12/16/2015
SW8330B	OT29-FD-2904-02122015	WATER	FD	2 Days - E	12/2/2015	12/4/2015	12/8/2015
	OT29-GW-2901-01122015	WATER	N	2 Days - E	12/1/2015	12/3/2015	12/7/2015
	OT29-GW-2902-02122015	WATER	N	2 Days - E	12/2/2015	12/4/2015	12/8/2015
	OT29-GW-2903-01122015	WATER	N	2 Days - E	12/1/2015	12/3/2015	12/7/2015
	OT29-GW-2904-02122015	WATER	N	2 Days - E	12/2/2015	12/4/2015	12/8/2015
SW9034	OT29-FD-2904-02122015	WATER	FD	5 Days - A	12/2/2015	12/7/2015	12/7/2015
	OT29-GW-2901-01122015	WATER	N	7 Days - A	12/1/2015	12/8/2015	12/8/2015
	OT29-GW-2902-02122015	WATER	N	5 Days - A	12/2/2015	12/7/2015	12/7/2015
	OT29-GW-2903-01122015	WATER	N	7 Days - A	12/1/2015	12/8/2015	12/8/2015
	OT29-GW-2904-02122015	WATER	N	5 Days - A	12/2/2015	12/7/2015	12/7/2015
SW9056	OT29-FD-2904-02122015	WATER	FD	1 Days - A	12/2/2015		12/3/2015
	OT29-FD-2904-02122015	WATER	FD	2 Days - A	12/2/2015		12/4/2015
	OT29-GW-2901-01122015	WATER	N	1 Days - A	12/1/2015		12/2/2015
	OT29-GW-2901-01122015	WATER	N	7 Days - A	12/1/2015		12/8/2015
	OT29-GW-2902-02122015	WATER	N	2 Days - A	12/2/2015		12/4/2015
	OT29-GW-2902-02122015	WATER	N	1 Days - A	12/2/2015		12/3/2015
	OT29-GW-2903-01122015	WATER	N	1 Days - A	12/1/2015		12/2/2015
	OT29-GW-2903-01122015	WATER	N	7 Days - A	12/1/2015		12/8/2015
	OT29-GW-2904-02122015	WATER	N	2 Days - A	12/2/2015		12/4/2015
	OT29-GW-2904-02122015	WATER	N	1 Days - A	12/2/2015		12/3/2015
SW9060	OT29-FD-2904-02122015	WATER	FD	6 Days - A	12/2/2015		12/8/2015
	OT29-GW-2901-01122015	WATER	N	9 Days - A	12/1/2015		12/10/2015
	OT29-GW-2902-02122015	WATER	N	6 Days - A	12/2/2015		12/8/2015
	OT29-GW-2903-01122015	WATER	N	10 Days - A	12/1/2015		12/11/2015
	OT29-GW-2904-02122015	WATER	N	6 Days - A	12/2/2015		12/8/2015

* Holding Time - Type 'A' = Analysis holding time, 'E' = Extraction holding time

QA/QC Type

N = Normal Environmental Sample
FD = Field Duplicate

Table 5. Trip and Method Blank Data Summary for Groundwater Samples for the Open Detonation Unit, Kirtland Air Force Base, December 2015

Method	Blank ID	Matrix	Blank Type*	SDG	Analyte	Analysis Date	Result	DL	LOD	LOQ	Flag	Units
A2320												
	MB 320-94661/4	WATER	LB	320-16238-1	Alkalinity	12/4/2015	5	5	5	5	U	MG/L
	MB 320-94661/4		LB	320-16238-1	Bicarbonate Alkalinity as CaCO3	12/4/2015	5	5	5	5	U	MG/L
	MB 320-94661/4		LB	320-16238-1	Carbonate Alkalinity as CaCO3	12/4/2015	5	5	5	5	U	MG/L
	MB 320-94661/4		LB	320-16238-1	Hydroxide Alkalinity	12/4/2015	5	5	5	5	U	MG/L
	MB 320-94972/5		LB	320-16272-1	Alkalinity	12/7/2015	5	5	5	5	U	MG/L
	MB 320-94972/5		LB	320-16272-1	Bicarbonate Alkalinity as CaCO3	12/7/2015	5	5	5	5	U	MG/L
	MB 320-94972/5		LB	320-16272-1	Carbonate Alkalinity as CaCO3	12/7/2015	5	5	5	5	U	MG/L
	MB 320-94972/5		LB	320-16272-1	Hydroxide Alkalinity	12/7/2015	5	5	5	5	U	MG/L
	OT29-EB01-02122015		EB	320-16272-1	Alkalinity	12/7/2015	5	5	5	5	U	MG/L
	OT29-EB01-02122015		EB	320-16272-1	Bicarbonate Alkalinity as CaCO3	12/7/2015	5	5	5	5	U	MG/L
	OT29-EB01-02122015		EB	320-16272-1	Carbonate Alkalinity as CaCO3	12/7/2015	5	5	5	5	U	MG/L
	OT29-EB01-02122015		EB	320-16272-1	Hydroxide Alkalinity	12/7/2015	5	5	5	5	U	MG/L
E350.1												
	MB 280-307743/20	WATER	LB	320-16272-1	Ammonia as N	12/14/2015	0.05	0.022	0.05	0.1	U	MG/L
	MB 280-307743/20		LB	320-16238-1	Ammonia as N	12/14/2015	0.05	0.022	0.05	0.1	U	MG/L
	OT29-EB01-02122015		EB	320-16272-1	Ammonia as N	12/14/2015	0.05	0.022	0.05	0.1	U	MG/L
EPA 7580												
	479452	WATER	LB	1533756	White Phosphorus	12/9/2015	0.05	0.016	0.05	0.1	U	UG/L
	479452		LB	1533756	White Phosphorus	12/9/2015	0.05	0.016	0.05	0.1	U	UG/L
	OT29-EB01-02122015		EB	1533756	White Phosphorus	12/9/2015	0.05	0.016	0.05	0.1	U	UG/L
SM2540C												
	MB 320-94353/1	WATER	LB	320-16238-1	Total Dissolved Solids	12/3/2015	8	5.4	10	10	J	MG/L
	MB 320-94554/1		LB	320-16272-1	Total Dissolved Solids	12/4/2015	7	5.4	10	10	J	MG/L
	MB 320-95964/1		LB	320-16272-1	Total Dissolved Solids	12/17/2015	10	5.4	10	10	U	MG/L
	OT29-EB01-02122015		EB	320-16272-1	Total Dissolved Solids	12/17/2015	10	5.4	10	10	clud	MG/L
	OT29-EB01-02122015		EB	320-16272-1	Total Dissolved Solids	12/4/2015	14	5.4	10	10		MG/L
SW6010B												
	MB 320-94715/1-A	WATER	LB	320-16272-1	Boron	12/8/2015	0.05	0.021	0.05	0.1	U	MG/L
	MB 320-94715/1-A		LB	320-16238-1	Boron	12/8/2015	0.05	0.021	0.05	0.1	U	MG/L
	MB 320-94715/1-A		LB	320-16272-1	Calcium	12/8/2015	0.25	0.1	0.25	0.5	U	MG/L
	MB 320-94715/1-A		LB	320-16238-1	Calcium	12/8/2015	0.25	0.1	0.25	0.5	U	MG/L
	MB 320-94715/1-A		LB	320-16238-1	Iron	12/8/2015	0.05	0.02	0.05	0.1	U	MG/L
	MB 320-94715/1-A		LB	320-16272-1	Iron	12/8/2015	0.05	0.02	0.05	0.1	U	MG/L

Table 5. Trip and Method Blank Data Summary for Groundwater Samples for the Open Detonation Unit, Kirtland Air Force Base, December 2015

Method	Blank ID	Matrix	Blank Type*	SDG	Analyte	Analysis Date	Result	DL	LOD	LOQ	Flag	Units
SW6010B												
	MB 320-94715/1-A	WATER	LB	320-16272-1	Magnesium	12/8/2015	0.0404	0.04	0.1	0.5	J	MG/L
	MB 320-94715/1-A		LB	320-16238-1	Magnesium	12/8/2015	0.0404	0.04	0.1	0.5	J	MG/L
	MB 320-94715/1-A		LB	320-16238-1	Sodium	12/8/2015	0.5	0.25	0.5	1	U	MG/L
	MB 320-94715/1-A		LB	320-16272-1	Sodium	12/8/2015	0.5	0.25	0.5	1	U	MG/L
	OT29-EB01-02122015		EB	320-16272-1	Boron	12/8/2015	0.05	0.021	0.05	0.1	U	MG/L
	OT29-EB01-02122015		EB	320-16272-1	Calcium	12/8/2015	0.24	0.1	0.25	0.5	J	MG/L
	OT29-EB01-02122015		EB	320-16272-1	Iron	12/8/2015	0.05	0.02	0.05	0.1	U	MG/L
	OT29-EB01-02122015		EB	320-16272-1	Magnesium	12/8/2015	0.1	0.04	0.1	0.5	U	MG/L
	OT29-EB01-02122015		EB	320-16272-1	Sodium	12/8/2015	0.8	0.25	0.5	1	J	MG/L
SW6020												
	MB 320-94666/1-A	WATER	LB	320-16238-1	Antimony	12/9/2015	0.004	0.002	0.004	0.006	U	MG/L
	MB 320-94666/1-A		LB	320-16238-1	Arsenic	12/9/2015	0.003	0.001	0.003	0.005	U	MG/L
	MB 320-94666/1-A		LB	320-16238-1	Barium	12/9/2015	0.002	0.0005	0.002	0.003	U	MG/L
	MB 320-94666/1-A		LB	320-16238-1	Beryllium	12/9/2015	0.0005	0.0002	0.0005	0.001	U	MG/L
	MB 320-94666/1-A		LB	320-16238-1	Cadmium	12/9/2015	0.001	0.0005	0.001	0.0015	U	MG/L
	MB 320-94666/1-A		LB	320-16238-1	Chromium	12/9/2015	0.0045	0.0015	0.0045	0.005	U	MG/L
	MB 320-94666/1-A		LB	320-16238-1	Cobalt	12/9/2015	0.002	0.001	0.002	0.003	U	MG/L
	MB 320-94666/1-A		LB	320-16238-1	Copper	12/9/2015	0.003	0.001	0.003	0.005	U	MG/L
	MB 320-94666/1-A		LB	320-16238-1	Lead	12/9/2015	0.0012	0.0006	0.0012	0.002	U	MG/L
	MB 320-94666/1-A		LB	320-16238-1	Lithium	12/9/2015	0.015	0.006	0.015	0.015	U	MG/L
	MB 320-94666/1-A		LB	320-16238-1	Manganese	12/9/2015	0.005	0.002	0.005	0.008	U	MG/L
	MB 320-94666/1-A		LB	320-16238-1	Molybdenum	12/9/2015	0.002	0.001	0.002	0.003	U	MG/L
	MB 320-94666/1-A		LB	320-16238-1	Nickel	12/9/2015	0.002	0.001	0.002	0.003	U	MG/L
	MB 320-94666/1-A		LB	320-16238-1	Potassium	12/9/2015	0.1	0.025	0.1	0.12	U	MG/L
	MB 320-94666/1-A		LB	320-16238-1	Selenium	12/9/2015	0.002	0.001	0.002	0.003	U	MG/L
	MB 320-94666/1-A		LB	320-16238-1	Silver	12/9/2015	0.0006	0.0003	0.0006	0.001	U	MG/L
	MB 320-94666/1-A		LB	320-16238-1	Strontium	12/9/2015	0.004	0.002	0.004	0.005	U	MG/L
	MB 320-94666/1-A		LB	320-16238-1	Thallium	12/9/2015	0.001	0.0005	0.001	0.0015	U	MG/L
	MB 320-94666/1-A		LB	320-16238-1	Tin	12/9/2015	0.03	0.012	0.03	0.05	U	MG/L
	MB 320-94666/1-A		LB	320-16238-1	Vanadium	12/9/2015	0.012	0.006	0.012	0.02	U	MG/L
	MB 320-94666/1-A		LB	320-16238-1	Zinc	12/9/2015	0.012	0.004	0.012	0.02	U	MG/L
	MB 320-94718/1-A		LB	320-16272-1	Antimony	12/8/2015	0.004	0.002	0.004	0.006	U	MG/L
	MB 320-94718/1-A		LB	320-16272-1	Arsenic	12/8/2015	0.003	0.001	0.003	0.005	U	MG/L

Table 5. Trip and Method Blank Data Summary for Groundwater Samples for the Open Detonation Unit, Kirtland Air Force Base, December 2015

Method	Blank ID	Matrix	Blank Type*	SDG	Analyte	Analysis Date	Result	DL	LOD	LOQ	Flag	Units
SW6020												
	MB 320-94718/1-A	WATER	LB	320-16272-1	Barium	12/8/2015	0.002	0.0005	0.002	0.003	U	MG/L
	MB 320-94718/1-A		LB	320-16272-1	Beryllium	12/8/2015	0.0005	0.0002	0.0005	0.001	U	MG/L
	MB 320-94718/1-A		LB	320-16272-1	Cadmium	12/8/2015	0.001	0.0005	0.001	0.0015	U	MG/L
	MB 320-94718/1-A		LB	320-16272-1	Chromium	12/8/2015	0.0045	0.0015	0.0045	0.005	U	MG/L
	MB 320-94718/1-A		LB	320-16272-1	Cobalt	12/8/2015	0.002	0.001	0.002	0.003	U	MG/L
	MB 320-94718/1-A		LB	320-16272-1	Copper	12/8/2015	0.003	0.001	0.003	0.005	U	MG/L
	MB 320-94718/1-A		LB	320-16272-1	Lead	12/8/2015	0.0012	0.0006	0.0012	0.002	U	MG/L
	MB 320-94718/1-A		LB	320-16272-1	Lithium	12/8/2015	0.015	0.006	0.015	0.015	U	MG/L
	MB 320-94718/1-A		LB	320-16272-1	Manganese	12/8/2015	0.005	0.002	0.005	0.008	U	MG/L
	MB 320-94718/1-A		LB	320-16272-1	Molybdenum	12/8/2015	0.002	0.001	0.002	0.003	U	MG/L
	MB 320-94718/1-A		LB	320-16272-1	Nickel	12/8/2015	0.002	0.001	0.002	0.003	U	MG/L
	MB 320-94718/1-A		LB	320-16272-1	Potassium	12/8/2015	0.1	0.025	0.1	0.12	U	MG/L
	MB 320-94718/1-A		LB	320-16272-1	Selenium	12/8/2015	0.002	0.001	0.002	0.003	U	MG/L
	MB 320-94718/1-A		LB	320-16272-1	Silver	12/8/2015	0.0006	0.0003	0.0006	0.001	U	MG/L
	MB 320-94718/1-A		LB	320-16272-1	Strontium	12/8/2015	0.004	0.002	0.004	0.005	U	MG/L
	MB 320-94718/1-A		LB	320-16272-1	Thallium	12/8/2015	0.001	0.0005	0.001	0.0015	U	MG/L
	MB 320-94718/1-A		LB	320-16272-1	Tin	12/8/2015	0.03	0.012	0.03	0.05	U	MG/L
	MB 320-94718/1-A		LB	320-16272-1	Vanadium	12/8/2015	0.012	0.006	0.012	0.02	U	MG/L
	MB 320-94718/1-A		LB	320-16272-1	Zinc	12/8/2015	0.012	0.004	0.012	0.02	U	MG/L
	OT29-EB01-02122015		EB	320-16272-1	Antimony	12/9/2015	0.004	0.002	0.004	0.006	U	MG/L
	OT29-EB01-02122015		EB	320-16272-1	Arsenic	12/9/2015	0.003	0.001	0.003	0.005	U	MG/L
	OT29-EB01-02122015		EB	320-16272-1	Barium	12/9/2015	0.0014	0.0005	0.002	0.003	J	MG/L
	OT29-EB01-02122015		EB	320-16272-1	Beryllium	12/9/2015	0.0005	0.0002	0.0005	0.001	U	MG/L
	OT29-EB01-02122015		EB	320-16272-1	Cadmium	12/9/2015	0.001	0.0005	0.001	0.0015	U	MG/L
	OT29-EB01-02122015		EB	320-16272-1	Chromium	12/9/2015	0.0045	0.0015	0.0045	0.005	U	MG/L
	OT29-EB01-02122015		EB	320-16272-1	Cobalt	12/9/2015	0.002	0.001	0.002	0.003	U	MG/L
	OT29-EB01-02122015		EB	320-16272-1	Copper	12/9/2015	0.002	0.001	0.003	0.005	J	MG/L
	OT29-EB01-02122015		EB	320-16272-1	Lead	12/9/2015	0.0012	0.0006	0.0012	0.002	U	MG/L
	OT29-EB01-02122015		EB	320-16272-1	Lithium	12/9/2015	0.015	0.006	0.015	0.015	U	MG/L
	OT29-EB01-02122015		EB	320-16272-1	Manganese	12/9/2015	0.005	0.002	0.005	0.008	U	MG/L
	OT29-EB01-02122015		EB	320-16272-1	Molybdenum	12/9/2015	0.002	0.001	0.002	0.003	U	MG/L
	OT29-EB01-02122015		EB	320-16272-1	Nickel	12/9/2015	0.002	0.001	0.002	0.003	U	MG/L
	OT29-EB01-02122015		EB	320-16272-1	Potassium	12/9/2015	0.2	0.025	0.1	0.12		MG/L

Table 5. Trip and Method Blank Data Summary for Groundwater Samples for the Open Detonation Unit, Kirtland Air Force Base, December 2015

Method	Blank ID	Matrix	Blank Type*	SDG	Analyte	Analysis Date	Result	DL	LOD	LOQ	Flag	Units
SW6020												
	OT29-EB01-02122015	WATER	EB	320-16272-1	Selenium	12/9/2015	0.002	0.001	0.002	0.003	U	MG/L
	OT29-EB01-02122015		EB	320-16272-1	Silver	12/9/2015	0.0006	0.0003	0.0006	0.001	U	MG/L
	OT29-EB01-02122015		EB	320-16272-1	Strontium	12/9/2015	0.004	0.002	0.004	0.005	U	MG/L
	OT29-EB01-02122015		EB	320-16272-1	Thallium	12/9/2015	0.001	0.0005	0.001	0.0015	U	MG/L
	OT29-EB01-02122015		EB	320-16272-1	Tin	12/9/2015	0.03	0.012	0.03	0.05	U	MG/L
	OT29-EB01-02122015		EB	320-16272-1	Vanadium	12/9/2015	0.012	0.006	0.012	0.02	U	MG/L
	OT29-EB01-02122015		EB	320-16272-1	Zinc	12/9/2015	0.0059	0.004	0.012	0.02	J	MG/L
SW6850												
	MB 320-95151/1-A	WATER	LB	320-16238-1	Perchlorate	12/16/2015	0.25	0.082	0.25	0.5	U	UG/L
	MB 320-95151/1-A		LB	320-16272-1	Perchlorate	12/16/2015	0.25	0.082	0.25	0.5	U	UG/L
	OT29-EB01-02122015		EB	320-16272-1	Perchlorate	12/16/2015	0.25	0.082	0.25	0.5	U	UG/L
SW7470A												
	MB 320-94772/11-A	WATER	LB	320-16238-1	Mercury	12/8/2015	0.0001	0.0001	0.0001	0.0002	U	MG/L
	MB 320-95166/11-A		LB	320-16272-1	Mercury	12/11/2015	0.0001	0.0001	0.0001	0.0002	U	MG/L
	OT29-EB01-02122015		EB	320-16272-1	Mercury	12/11/2015	0.0001	0.0001	0.0001	0.0002	U	MG/L
SW8011												
	MB 680-413530/3-A	WATER	LB	320-16238-1	1,2,3-Trichloropropane	12/8/2015	0.09	0.09	0.09	0.2	U	UG/L
	MB 680-413530/3-A		LB	320-16272-1	1,2,3-Trichloropropane	12/8/2015	0.09	0.09	0.09	0.2	U	UG/L
	MB 680-413530/3-A		LB	320-16272-1	1,2-Dibromo-3-Chloropropane	12/8/2015	0.005	0.005	0.005	0.02	U	UG/L
	MB 680-413530/3-A		LB	320-16238-1	1,2-Dibromo-3-Chloropropane	12/8/2015	0.005	0.005	0.005	0.02	U	UG/L
	MB 680-413530/3-A		LB	320-16272-1	1,2-Dibromoethane (EDB)	12/8/2015	0.005	0.0022	0.005	0.02	U	UG/L
	MB 680-413530/3-A		LB	320-16238-1	1,2-Dibromoethane (EDB)	12/8/2015	0.005	0.0022	0.005	0.02	U	UG/L
	OT29-EB01-02122015		EB	320-16272-1	1,2,3-Trichloropropane	12/8/2015	0.088	0.088	0.088	0.2	U	UG/L
	OT29-EB01-02122015		EB	320-16272-1	1,2-Dibromo-3-Chloropropane	12/8/2015	0.0049	0.0049	0.0049	0.02	U	UG/L
	OT29-EB01-02122015		EB	320-16272-1	1,2-Dibromoethane (EDB)	12/8/2015	0.0049	0.0022	0.0049	0.02	U	UG/L
SW8260B												
	MB 280-307415/6	WATER	LB	320-16238-1	1,1,1-Trichloroethane	12/11/2015	0.4	0.16	0.4	1	U	UG/L
	MB 280-307415/6		LB	320-16238-1	1,1,2,2-Tetrachloroethane	12/11/2015	0.8	0.2	0.8	1	U	UG/L
	MB 280-307415/6		LB	320-16238-1	1,1,2-Trichloro-1,2,2-trifluoroethane	12/11/2015	1.6	0.79	1.6	3	U	UG/L
	MB 280-307415/6		LB	320-16238-1	1,1,2-Trichloroethane	12/11/2015	0.8	0.32	0.8	1	U	UG/L
	MB 280-307415/6		LB	320-16238-1	1,1-Dichloroethane	12/11/2015	0.8	0.16	0.8	1	U	UG/L
	MB 280-307415/6		LB	320-16238-1	1,1-Dichloroethene	12/11/2015	0.8	0.14	0.8	1	U	UG/L
	MB 280-307415/6		LB	320-16238-1	1,2,3-Trichlorobenzene	12/11/2015	0.8	0.18	0.8	1	U	UG/L

Table 5. Trip and Method Blank Data Summary for Groundwater Samples for the Open Detonation Unit, Kirtland Air Force Base, December 2015

Method	Blank ID	Matrix	Blank Type*	SDG	Analyte	Analysis Date	Result	DL	LOD	LOQ	Flag	Units
SW8260B												
	MB 280-307415/6	WATER	LB	320-16238-1	1,2,4-Trichlorobenzene	12/11/2015	0.8	0.32	0.8	1	U	UG/L
	MB 280-307415/6		LB	320-16238-1	1,2,4-Trimethylbenzene	12/11/2015	0.4	0.14	0.4	1	U	UG/L
	MB 280-307415/6		LB	320-16238-1	1,2-Dichlorobenzene	12/11/2015	0.4	0.13	0.4	1	U	UG/L
	MB 280-307415/6		LB	320-16238-1	1,2-Dichloroethane	12/11/2015	0.4	0.13	0.4	1	U	UG/L
	MB 280-307415/6		LB	320-16238-1	1,2-Dichloropropane	12/11/2015	0.4	0.13	0.4	1	U	UG/L
	MB 280-307415/6		LB	320-16238-1	1,3,5-Trimethylbenzene	12/11/2015	0.4	0.14	0.4	1	U	UG/L
	MB 280-307415/6		LB	320-16238-1	1,3-Dichlorobenzene	12/11/2015	0.4	0.16	0.4	1	U	UG/L
	MB 280-307415/6		LB	320-16238-1	1,4-Dichlorobenzene	12/11/2015	0.4	0.16	0.4	1	U	UG/L
	MB 280-307415/6		LB	320-16238-1	2-Butanone (MEK)	12/11/2015	4	1.8	4	6	U	UG/L
	MB 280-307415/6		LB	320-16238-1	2-Hexanone	12/11/2015	4	1.4	4	5	U	UG/L
	MB 280-307415/6		LB	320-16238-1	4-Methyl-2-pentanone (MIBK)	12/11/2015	3.2	1	3.2	5	U	UG/L
	MB 280-307415/6		LB	320-16238-1	Acetone	12/11/2015	6.4	1.9	6.4	10	U	UG/L
	MB 280-307415/6		LB	320-16238-1	Benzene	12/11/2015	0.4	0.16	0.4	1	U	UG/L
	MB 280-307415/6		LB	320-16238-1	Bromochloromethane	12/11/2015	0.2	0.1	0.2	1	U	UG/L
	MB 280-307415/6		LB	320-16238-1	Bromodichloromethane	12/11/2015	0.4	0.17	0.4	1	U	UG/L
	MB 280-307415/6		LB	320-16238-1	Bromoform	12/11/2015	0.4	0.19	0.4	1	U	UG/L
	MB 280-307415/6		LB	320-16238-1	Bromomethane	12/11/2015	0.8	0.21	0.8	2	U	UG/L
	MB 280-307415/6		LB	320-16238-1	Carbon disulfide	12/11/2015	1.6	0.45	1.6	2	U	UG/L
	MB 280-307415/6		LB	320-16238-1	Carbon tetrachloride	12/11/2015	0.4	0.19	0.4	2	U	UG/L
	MB 280-307415/6		LB	320-16238-1	Chlorobenzene	12/11/2015	0.4	0.17	0.4	1	U	UG/L
	MB 280-307415/6		LB	320-16238-1	Chloroethane	12/11/2015	1.6	0.41	1.6	2	U	UG/L
	MB 280-307415/6		LB	320-16238-1	Chloroform	12/11/2015	0.4	0.16	0.4	1	U	UG/L
	MB 280-307415/6		LB	320-16238-1	Chloromethane	12/11/2015	0.8	0.3	0.8	2	U	UG/L
	MB 280-307415/6		LB	320-16238-1	cis-1,2-Dichloroethene	12/11/2015	0.4	0.15	0.4	1	U	UG/L
	MB 280-307415/6		LB	320-16238-1	cis-1,3-Dichloropropene	12/11/2015	0.4	0.16	0.4	1	U	UG/L
	MB 280-307415/6		LB	320-16238-1	Cyclohexane	12/11/2015	0.8	0.28	0.8	2	U	UG/L
	MB 280-307415/6		LB	320-16238-1	Dibromochloromethane	12/11/2015	0.4	0.17	0.4	1	U	UG/L
	MB 280-307415/6		LB	320-16238-1	Dichlorodifluoromethane	12/11/2015	0.8	0.31	0.8	2	U	UG/L
	MB 280-307415/6		LB	320-16238-1	Ethylbenzene	12/11/2015	0.4	0.16	0.4	1	U	UG/L
	MB 280-307415/6		LB	320-16238-1	Isopropylbenzene	12/11/2015	0.4	0.19	0.4	1	U	UG/L
	MB 280-307415/6		LB	320-16238-1	Methyl Acetate	12/11/2015	4	1.6	4	5	U	UG/L
	MB 280-307415/6		LB	320-16238-1	Methyl cyclohexane	12/11/2015	0.8	0.36	0.8	2	U	UG/L
	MB 280-307415/6		LB	320-16238-1	Methyl tert-butyl ether	12/11/2015	0.8	0.25	0.8	5	U	UG/L

Table 5. Trip and Method Blank Data Summary for Groundwater Samples for the Open Detonation Unit, Kirtland Air Force Base, December 2015

Method	Blank ID	Matrix	Blank Type*	SDG	Analyte	Analysis Date	Result	DL	LOD	LOQ	Flag	Units
SW8260B												
	MB 280-307415/6	WATER	LB	320-16238-1	Methylene Chloride	12/11/2015	0.8	0.32	0.8	5	U	UG/L
	MB 280-307415/6		LB	320-16238-1	m-Xylene & p-Xylene	12/11/2015	0.8	0.34	0.8	2	U	UG/L
	MB 280-307415/6		LB	320-16238-1	Naphthalene	12/11/2015	0.8	0.22	0.8	1	U	UG/L
	MB 280-307415/6		LB	320-16238-1	o-Xylene	12/11/2015	0.4	0.19	0.4	1	U	UG/L
	MB 280-307415/6		LB	320-16238-1	Styrene	12/11/2015	0.4	0.17	0.4	1	U	UG/L
	MB 280-307415/6		LB	320-16238-1	Tetrachloroethene	12/11/2015	0.4	0.2	0.4	1	U	UG/L
	MB 280-307415/6		LB	320-16238-1	Toluene	12/11/2015	0.4	0.17	0.4	1	U	UG/L
	MB 280-307415/6		LB	320-16238-1	trans-1,2-Dichloroethene	12/11/2015	0.4	0.15	0.4	1	U	UG/L
	MB 280-307415/6		LB	320-16238-1	trans-1,3-Dichloropropene	12/11/2015	0.4	0.19	0.4	1	U	UG/L
	MB 280-307415/6		LB	320-16238-1	Trichloroethene	12/11/2015	0.4	0.16	0.4	1	U	UG/L
	MB 280-307415/6		LB	320-16238-1	Trichlorofluoromethane	12/11/2015	0.8	0.29	0.8	2	U	UG/L
	MB 280-307415/6		LB	320-16238-1	Vinyl chloride	12/11/2015	0.2	0.1	0.2	1.5	U	UG/L
	MB 280-307745/6		LB	320-16272-1	1,1,1-Trichloroethane	12/14/2015	0.4	0.16	0.4	1	U	UG/L
	MB 280-307745/6		LB	320-16272-1	1,1,2,2-Tetrachloroethane	12/14/2015	0.8	0.2	0.8	1	U	UG/L
	MB 280-307745/6		LB	320-16272-1	1,1,2-Trichloro-1,2,2-trifluoroethane	12/14/2015	1.6	0.79	1.6	3	U	UG/L
	MB 280-307745/6		LB	320-16272-1	1,1,2-Trichloroethane	12/14/2015	0.8	0.32	0.8	1	U	UG/L
	MB 280-307745/6		LB	320-16272-1	1,1-Dichloroethane	12/14/2015	0.8	0.16	0.8	1	U	UG/L
	MB 280-307745/6		LB	320-16272-1	1,1-Dichloroethene	12/14/2015	0.8	0.14	0.8	1	U	UG/L
	MB 280-307745/6		LB	320-16272-1	1,2,3-Trichlorobenzene	12/14/2015	0.8	0.18	0.8	1	U	UG/L
	MB 280-307745/6		LB	320-16272-1	1,2,4-Trichlorobenzene	12/14/2015	0.8	0.32	0.8	1	U	UG/L
	MB 280-307745/6		LB	320-16272-1	1,2,4-Trimethylbenzene	12/14/2015	0.4	0.14	0.4	1	U	UG/L
	MB 280-307745/6		LB	320-16272-1	1,2-Dichlorobenzene	12/14/2015	0.4	0.13	0.4	1	U	UG/L
	MB 280-307745/6		LB	320-16272-1	1,2-Dichloroethane	12/14/2015	0.4	0.13	0.4	1	U	UG/L
	MB 280-307745/6		LB	320-16272-1	1,2-Dichloropropane	12/14/2015	0.4	0.13	0.4	1	U	UG/L
	MB 280-307745/6		LB	320-16272-1	1,3,5-Trimethylbenzene	12/14/2015	0.4	0.14	0.4	1	U	UG/L
	MB 280-307745/6		LB	320-16272-1	1,3-Dichlorobenzene	12/14/2015	0.4	0.16	0.4	1	U	UG/L
	MB 280-307745/6		LB	320-16272-1	1,4-Dichlorobenzene	12/14/2015	0.4	0.16	0.4	1	U	UG/L
	MB 280-307745/6		LB	320-16272-1	2-Butanone (MEK)	12/14/2015	4	1.8	4	6	U	UG/L
	MB 280-307745/6		LB	320-16272-1	2-Hexanone	12/14/2015	4	1.4	4	5	U	UG/L
	MB 280-307745/6		LB	320-16272-1	4-Methyl-2-pentanone (MIBK)	12/14/2015	3.2	1	3.2	5	U	UG/L
	MB 280-307745/6		LB	320-16272-1	Acetone	12/14/2015	6.4	1.9	6.4	10	U	UG/L
	MB 280-307745/6		LB	320-16272-1	Benzene	12/14/2015	0.4	0.16	0.4	1	U	UG/L
	MB 280-307745/6		LB	320-16272-1	Bromochloromethane	12/14/2015	0.2	0.1	0.2	1	U	UG/L

Table 5. Trip and Method Blank Data Summary for Groundwater Samples for the Open Detonation Unit, Kirtland Air Force Base, December 2015

Method	Blank ID	Matrix	Blank Type*	SDG	Analyte	Analysis Date	Result	DL	LOD	LOQ	Flag	Units
SW8260B												
	MB 280-307745/6	WATER	LB	320-16272-1	Bromodichloromethane	12/14/2015	0.4	0.17	0.4	1	U	UG/L
	MB 280-307745/6		LB	320-16272-1	Bromoform	12/14/2015	0.4	0.19	0.4	1	U	UG/L
	MB 280-307745/6		LB	320-16272-1	Bromomethane	12/14/2015	0.8	0.21	0.8	2	U	UG/L
	MB 280-307745/6		LB	320-16272-1	Carbon disulfide	12/14/2015	1.6	0.45	1.6	2	U	UG/L
	MB 280-307745/6		LB	320-16272-1	Carbon tetrachloride	12/14/2015	0.4	0.19	0.4	2	U	UG/L
	MB 280-307745/6		LB	320-16272-1	Chlorobenzene	12/14/2015	0.4	0.17	0.4	1	U	UG/L
	MB 280-307745/6		LB	320-16272-1	Chloroethane	12/14/2015	1.6	0.41	1.6	2	U	UG/L
	MB 280-307745/6		LB	320-16272-1	Chloroform	12/14/2015	0.4	0.16	0.4	1	U	UG/L
	MB 280-307745/6		LB	320-16272-1	Chloromethane	12/14/2015	0.8	0.3	0.8	2	U	UG/L
	MB 280-307745/6		LB	320-16272-1	cis-1,2-Dichloroethene	12/14/2015	0.4	0.15	0.4	1	U	UG/L
	MB 280-307745/6		LB	320-16272-1	cis-1,3-Dichloropropene	12/14/2015	0.4	0.16	0.4	1	U	UG/L
	MB 280-307745/6		LB	320-16272-1	Cyclohexane	12/14/2015	0.8	0.28	0.8	2	U	UG/L
	MB 280-307745/6		LB	320-16272-1	Dibromochloromethane	12/14/2015	0.4	0.17	0.4	1	U	UG/L
	MB 280-307745/6		LB	320-16272-1	Dichlorodifluoromethane	12/14/2015	0.8	0.31	0.8	2	U	UG/L
	MB 280-307745/6		LB	320-16272-1	Ethylbenzene	12/14/2015	0.4	0.16	0.4	1	U	UG/L
	MB 280-307745/6		LB	320-16272-1	Isopropylbenzene	12/14/2015	0.4	0.19	0.4	1	U	UG/L
	MB 280-307745/6		LB	320-16272-1	Methyl Acetate	12/14/2015	4	1.6	4	5	U	UG/L
	MB 280-307745/6		LB	320-16272-1	Methyl cyclohexane	12/14/2015	0.8	0.36	0.8	2	U	UG/L
	MB 280-307745/6		LB	320-16272-1	Methyl tert-butyl ether	12/14/2015	0.8	0.25	0.8	5	U	UG/L
	MB 280-307745/6		LB	320-16272-1	Methylene Chloride	12/14/2015	0.826	0.32	0.8	5	J	UG/L
	MB 280-307745/6		LB	320-16272-1	m-Xylene & p-Xylene	12/14/2015	0.8	0.34	0.8	2	U	UG/L
	MB 280-307745/6		LB	320-16272-1	Naphthalene	12/14/2015	0.8	0.22	0.8	1	U	UG/L
	MB 280-307745/6		LB	320-16272-1	o-Xylene	12/14/2015	0.4	0.19	0.4	1	U	UG/L
	MB 280-307745/6		LB	320-16272-1	Styrene	12/14/2015	0.4	0.17	0.4	1	U	UG/L
	MB 280-307745/6		LB	320-16272-1	Tetrachloroethene	12/14/2015	0.4	0.2	0.4	1	U	UG/L
	MB 280-307745/6		LB	320-16272-1	Toluene	12/14/2015	0.4	0.17	0.4	1	U	UG/L
	MB 280-307745/6		LB	320-16272-1	trans-1,2-Dichloroethene	12/14/2015	0.4	0.15	0.4	1	U	UG/L
	MB 280-307745/6		LB	320-16272-1	trans-1,3-Dichloropropene	12/14/2015	0.4	0.19	0.4	1	U	UG/L
	MB 280-307745/6		LB	320-16272-1	Trichloroethene	12/14/2015	0.4	0.16	0.4	1	U	UG/L
	MB 280-307745/6		LB	320-16272-1	Trichlorofluoromethane	12/14/2015	0.8	0.29	0.8	2	U	UG/L
	MB 280-307745/6		LB	320-16272-1	Vinyl chloride	12/14/2015	0.2	0.1	0.2	1.5	U	UG/L
	OT29-EB01-02122015		EB	320-16272-1	1,1,1-Trichloroethane	12/15/2015	0.4	0.16	0.4	1	U	UG/L
	OT29-EB01-02122015		EB	320-16272-1	1,1,2,2-Tetrachloroethane	12/15/2015	0.8	0.2	0.8	1	U	UG/L

Table 5. Trip and Method Blank Data Summary for Groundwater Samples for the Open Detonation Unit, Kirtland Air Force Base, December 2015

Method	Blank ID	Matrix	Blank Type*	SDG	Analyte	Analysis Date	Result	DL	LOD	LOQ	Flag	Units
SW8260B												
	OT29-EB01-02122015	WATER	EB	320-16272-1	1,1,2-Trichloro-1,2,2-trifluoroethane	12/15/2015	1.6	0.79	1.6	3	U	UG/L
	OT29-EB01-02122015		EB	320-16272-1	1,1,2-Trichloroethane	12/15/2015	0.8	0.32	0.8	1	U	UG/L
	OT29-EB01-02122015		EB	320-16272-1	1,1-Dichloroethane	12/15/2015	0.8	0.16	0.8	1	U	UG/L
	OT29-EB01-02122015		EB	320-16272-1	1,1-Dichloroethene	12/15/2015	0.8	0.14	0.8	1	U	UG/L
	OT29-EB01-02122015		EB	320-16272-1	1,2,3-Trichlorobenzene	12/15/2015	0.8	0.18	0.8	1	U	UG/L
	OT29-EB01-02122015		EB	320-16272-1	1,2,4-Trichlorobenzene	12/15/2015	0.8	0.32	0.8	1	U	UG/L
	OT29-EB01-02122015		EB	320-16272-1	1,2,4-Trimethylbenzene	12/15/2015	0.4	0.14	0.4	1	U	UG/L
	OT29-EB01-02122015		EB	320-16272-1	1,2-Dichlorobenzene	12/15/2015	0.4	0.13	0.4	1	U	UG/L
	OT29-EB01-02122015		EB	320-16272-1	1,2-Dichloroethane	12/15/2015	0.4	0.13	0.4	1	U	UG/L
	OT29-EB01-02122015		EB	320-16272-1	1,2-Dichloropropane	12/15/2015	0.4	0.13	0.4	1	U	UG/L
	OT29-EB01-02122015		EB	320-16272-1	1,3,5-Trimethylbenzene	12/15/2015	0.4	0.14	0.4	1	U	UG/L
	OT29-EB01-02122015		EB	320-16272-1	1,3-Dichlorobenzene	12/15/2015	0.4	0.16	0.4	1	U	UG/L
	OT29-EB01-02122015		EB	320-16272-1	1,4-Dichlorobenzene	12/15/2015	0.4	0.16	0.4	1	U	UG/L
	OT29-EB01-02122015		EB	320-16272-1	2-Butanone (MEK)	12/15/2015	4	1.8	4	6	U	UG/L
	OT29-EB01-02122015		EB	320-16272-1	2-Hexanone	12/15/2015	4	1.4	4	5	U	UG/L
	OT29-EB01-02122015		EB	320-16272-1	4-Methyl-2-pentanone (MIBK)	12/15/2015	3.2	1	3.2	5	U	UG/L
	OT29-EB01-02122015		EB	320-16272-1	Acetone	12/15/2015	5	1.9	6.4	10	J	UG/L
	OT29-EB01-02122015		EB	320-16272-1	Benzene	12/15/2015	0.4	0.16	0.4	1	U	UG/L
	OT29-EB01-02122015		EB	320-16272-1	Bromochloromethane	12/15/2015	0.2	0.1	0.2	1	U	UG/L
	OT29-EB01-02122015		EB	320-16272-1	Bromodichloromethane	12/15/2015	0.4	0.17	0.4	1	U	UG/L
	OT29-EB01-02122015		EB	320-16272-1	Bromoform	12/15/2015	0.4	0.19	0.4	1	U	UG/L
	OT29-EB01-02122015		EB	320-16272-1	Bromomethane	12/15/2015	0.8	0.21	0.8	2	U	UG/L
	OT29-EB01-02122015		EB	320-16272-1	Carbon disulfide	12/15/2015	1.6	0.45	1.6	2	U	UG/L
	OT29-EB01-02122015		EB	320-16272-1	Carbon tetrachloride	12/15/2015	0.4	0.19	0.4	2	U	UG/L
	OT29-EB01-02122015		EB	320-16272-1	Chlorobenzene	12/15/2015	0.4	0.17	0.4	1	U	UG/L
	OT29-EB01-02122015		EB	320-16272-1	Chloroethane	12/15/2015	1.6	0.41	1.6	2	U	UG/L
	OT29-EB01-02122015		EB	320-16272-1	Chloroform	12/15/2015	0.4	0.16	0.4	1	U	UG/L
	OT29-EB01-02122015		EB	320-16272-1	Chloromethane	12/15/2015	0.8	0.3	0.8	2	U	UG/L
	OT29-EB01-02122015		EB	320-16272-1	cis-1,2-Dichloroethene	12/15/2015	0.4	0.15	0.4	1	U	UG/L
	OT29-EB01-02122015		EB	320-16272-1	cis-1,3-Dichloropropene	12/15/2015	0.4	0.16	0.4	1	U	UG/L
	OT29-EB01-02122015		EB	320-16272-1	Cyclohexane	12/15/2015	0.8	0.28	0.8	2	U	UG/L
	OT29-EB01-02122015		EB	320-16272-1	Dibromochloromethane	12/15/2015	0.4	0.17	0.4	1	U	UG/L
	OT29-EB01-02122015		EB	320-16272-1	Dichlorodifluoromethane	12/15/2015	0.8	0.31	0.8	2	U	UG/L

Table 5. Trip and Method Blank Data Summary for Groundwater Samples for the Open Detonation Unit, Kirtland Air Force Base, December 2015

Method	Blank ID	Matrix	Blank Type*	SDG	Analyte	Analysis Date	Result	DL	LOD	LOQ	Flag	Units
SW8260B												
	OT29-EB01-02122015	WATER	EB	320-16272-1	Ethylbenzene	12/15/2015	0.4	0.16	0.4	1	U	UG/L
	OT29-EB01-02122015		EB	320-16272-1	Isopropylbenzene	12/15/2015	0.4	0.19	0.4	1	U	UG/L
	OT29-EB01-02122015		EB	320-16272-1	Methyl Acetate	12/15/2015	4	1.6	4	5	U	UG/L
	OT29-EB01-02122015		EB	320-16272-1	Methyl cyclohexane	12/15/2015	0.8	0.36	0.8	2	U	UG/L
	OT29-EB01-02122015		EB	320-16272-1	Methyl tert-butyl ether	12/15/2015	0.8	0.25	0.8	5	U	UG/L
	OT29-EB01-02122015		EB	320-16272-1	Methylene Chloride	12/15/2015	0.8	0.32	0.8	5	U	UG/L
	OT29-EB01-02122015		EB	320-16272-1	m-Xylene & p-Xylene	12/15/2015	0.8	0.34	0.8	2	U	UG/L
	OT29-EB01-02122015		EB	320-16272-1	Naphthalene	12/15/2015	0.8	0.22	0.8	1	U	UG/L
	OT29-EB01-02122015		EB	320-16272-1	o-Xylene	12/15/2015	0.4	0.19	0.4	1	U	UG/L
	OT29-EB01-02122015		EB	320-16272-1	Styrene	12/15/2015	0.4	0.17	0.4	1	U	UG/L
	OT29-EB01-02122015		EB	320-16272-1	Tetrachloroethene	12/15/2015	0.4	0.2	0.4	1	U	UG/L
	OT29-EB01-02122015		EB	320-16272-1	Toluene	12/15/2015	0.24	0.17	0.4	1	J	UG/L
	OT29-EB01-02122015		EB	320-16272-1	trans-1,2-Dichloroethene	12/15/2015	0.4	0.15	0.4	1	U	UG/L
	OT29-EB01-02122015		EB	320-16272-1	trans-1,3-Dichloropropene	12/15/2015	0.4	0.19	0.4	1	U	UG/L
	OT29-EB01-02122015		EB	320-16272-1	Trichloroethene	12/15/2015	0.4	0.16	0.4	1	U	UG/L
	OT29-EB01-02122015		EB	320-16272-1	Trichlorofluoromethane	12/15/2015	0.8	0.29	0.8	2	U	UG/L
	OT29-EB01-02122015		EB	320-16272-1	Vinyl chloride	12/15/2015	0.2	0.1	0.2	1.5	U	UG/L
	TB-01-01122015		TB	320-16238-1	1,1,1-Trichloroethane	12/11/2015	0.4	0.16	0.4	1	U	UG/L
	TB-01-01122015		TB	320-16238-1	1,1,2,2-Tetrachloroethane	12/11/2015	0.8	0.2	0.8	1	U	UG/L
	TB-01-01122015		TB	320-16238-1	1,1,2-Trichloro-1,2,2-trifluoroethane	12/11/2015	1.6	0.79	1.6	3	U	UG/L
	TB-01-01122015		TB	320-16238-1	1,1,2-Trichloroethane	12/11/2015	0.8	0.32	0.8	1	U	UG/L
	TB-01-01122015		TB	320-16238-1	1,1-Dichloroethane	12/11/2015	0.8	0.16	0.8	1	U	UG/L
	TB-01-01122015		TB	320-16238-1	1,1-Dichloroethene	12/11/2015	0.8	0.14	0.8	1	U	UG/L
	TB-01-01122015		TB	320-16238-1	1,2,3-Trichlorobenzene	12/11/2015	0.8	0.18	0.8	1	U	UG/L
	TB-01-01122015		TB	320-16238-1	1,2,4-Trichlorobenzene	12/11/2015	0.8	0.32	0.8	1	U	UG/L
	TB-01-01122015		TB	320-16238-1	1,2,4-Trimethylbenzene	12/11/2015	0.4	0.14	0.4	1	U	UG/L
	TB-01-01122015		TB	320-16238-1	1,2-Dichlorobenzene	12/11/2015	0.4	0.13	0.4	1	U	UG/L
	TB-01-01122015		TB	320-16238-1	1,2-Dichloroethane	12/11/2015	0.4	0.13	0.4	1	U	UG/L
	TB-01-01122015		TB	320-16238-1	1,2-Dichloropropane	12/11/2015	0.4	0.13	0.4	1	U	UG/L
	TB-01-01122015		TB	320-16238-1	1,3,5-Trimethylbenzene	12/11/2015	0.4	0.14	0.4	1	U	UG/L
	TB-01-01122015		TB	320-16238-1	1,3-Dichlorobenzene	12/11/2015	0.4	0.16	0.4	1	U	UG/L
	TB-01-01122015		TB	320-16238-1	1,4-Dichlorobenzene	12/11/2015	0.4	0.16	0.4	1	U	UG/L
	TB-01-01122015		TB	320-16238-1	2-Butanone (MEK)	12/11/2015	4	1.8	4	6	U	UG/L

Table 5. Trip and Method Blank Data Summary for Groundwater Samples for the Open Detonation Unit, Kirtland Air Force Base, December 2015

Method	Blank ID	Matrix	Blank Type*	SDG	Analyte	Analysis Date	Result	DL	LOD	LOQ	Flag	Units
SW8260B												
	TB-01-01122015	WATER	TB	320-16238-1	2-Hexanone	12/11/2015	4	1.4	4	5	U	UG/L
	TB-01-01122015		TB	320-16238-1	4-Methyl-2-pentanone (MIBK)	12/11/2015	3.2	1	3.2	5	U	UG/L
	TB-01-01122015		TB	320-16238-1	Acetone	12/11/2015	6.4	1.9	6.4	10	U	UG/L
	TB-01-01122015		TB	320-16238-1	Benzene	12/11/2015	0.4	0.16	0.4	1	U	UG/L
	TB-01-01122015		TB	320-16238-1	Bromochloromethane	12/11/2015	0.2	0.1	0.2	1	U	UG/L
	TB-01-01122015		TB	320-16238-1	Bromodichloromethane	12/11/2015	0.4	0.17	0.4	1	U	UG/L
	TB-01-01122015		TB	320-16238-1	Bromoform	12/11/2015	0.4	0.19	0.4	1	U	UG/L
	TB-01-01122015		TB	320-16238-1	Bromomethane	12/11/2015	0.8	0.21	0.8	2	U	UG/L
	TB-01-01122015		TB	320-16238-1	Carbon disulfide	12/11/2015	1.6	0.45	1.6	2	U	UG/L
	TB-01-01122015		TB	320-16238-1	Carbon tetrachloride	12/11/2015	0.4	0.19	0.4	2	U	UG/L
	TB-01-01122015		TB	320-16238-1	Chlorobenzene	12/11/2015	0.4	0.17	0.4	1	U	UG/L
	TB-01-01122015		TB	320-16238-1	Chloroethane	12/11/2015	1.6	0.41	1.6	2	U	UG/L
	TB-01-01122015		TB	320-16238-1	Chloroform	12/11/2015	0.4	0.16	0.4	1	U	UG/L
	TB-01-01122015		TB	320-16238-1	Chloromethane	12/11/2015	0.8	0.3	0.8	2	U	UG/L
	TB-01-01122015		TB	320-16238-1	cis-1,2-Dichloroethene	12/11/2015	0.4	0.15	0.4	1	U	UG/L
	TB-01-01122015		TB	320-16238-1	cis-1,3-Dichloropropene	12/11/2015	0.4	0.16	0.4	1	U	UG/L
	TB-01-01122015		TB	320-16238-1	Cyclohexane	12/11/2015	0.8	0.28	0.8	2	U	UG/L
	TB-01-01122015		TB	320-16238-1	Dibromochloromethane	12/11/2015	0.4	0.17	0.4	1	U	UG/L
	TB-01-01122015		TB	320-16238-1	Dichlorodifluoromethane	12/11/2015	0.8	0.31	0.8	2	U	UG/L
	TB-01-01122015		TB	320-16238-1	Ethylbenzene	12/11/2015	0.4	0.16	0.4	1	U	UG/L
	TB-01-01122015		TB	320-16238-1	Isopropylbenzene	12/11/2015	0.4	0.19	0.4	1	U	UG/L
	TB-01-01122015		TB	320-16238-1	Methyl Acetate	12/11/2015	4	1.6	4	5	U	UG/L
	TB-01-01122015		TB	320-16238-1	Methyl cyclohexane	12/11/2015	0.8	0.36	0.8	2	U	UG/L
	TB-01-01122015		TB	320-16238-1	Methyl tert-butyl ether	12/11/2015	0.8	0.25	0.8	5	U	UG/L
	TB-01-01122015		TB	320-16238-1	Methylene Chloride	12/11/2015	0.8	0.32	0.8	5	U	UG/L
	TB-01-01122015		TB	320-16238-1	m-Xylene & p-Xylene	12/11/2015	0.8	0.34	0.8	2	U	UG/L
	TB-01-01122015		TB	320-16238-1	Naphthalene	12/11/2015	0.8	0.22	0.8	1	U	UG/L
	TB-01-01122015		TB	320-16238-1	o-Xylene	12/11/2015	0.4	0.19	0.4	1	U	UG/L
	TB-01-01122015		TB	320-16238-1	Styrene	12/11/2015	0.4	0.17	0.4	1	U	UG/L
	TB-01-01122015		TB	320-16238-1	Tetrachloroethene	12/11/2015	0.4	0.2	0.4	1	U	UG/L
	TB-01-01122015		TB	320-16238-1	Toluene	12/11/2015	0.4	0.17	0.4	1	U	UG/L
	TB-01-01122015		TB	320-16238-1	trans-1,2-Dichloroethene	12/11/2015	0.4	0.15	0.4	1	U	UG/L
	TB-01-01122015		TB	320-16238-1	trans-1,3-Dichloropropene	12/11/2015	0.4	0.19	0.4	1	U	UG/L

Table 5. Trip and Method Blank Data Summary for Groundwater Samples for the Open Detonation Unit, Kirtland Air Force Base, December 2015

Method	Blank ID	Matrix	Blank Type*	SDG	Analyte	Analysis Date	Result	DL	LOD	LOQ	Flag	Units
SW8260B												
	TB-01-01122015	WATER	TB	320-16238-1	Trichloroethene	12/11/2015	0.4	0.16	0.4	1	U	UG/L
	TB-01-01122015		TB	320-16238-1	Trichlorofluoromethane	12/11/2015	0.8	0.29	0.8	2	U	UG/L
	TB-01-01122015		TB	320-16238-1	Vinyl chloride	12/11/2015	0.2	0.1	0.2	1.5	U	UG/L
	TB-02-02122015		TB	320-16272-1	1,1,1-Trichloroethane	12/15/2015	0.4	0.16	0.4	1	U	UG/L
	TB-02-02122015		TB	320-16272-1	1,1,2,2-Tetrachloroethane	12/15/2015	0.8	0.2	0.8	1	U	UG/L
	TB-02-02122015		TB	320-16272-1	1,1,2-Trichloro-1,2,2-trifluoroethane	12/15/2015	1.6	0.79	1.6	3	U	UG/L
	TB-02-02122015		TB	320-16272-1	1,1,2-Trichloroethane	12/15/2015	0.8	0.32	0.8	1	U	UG/L
	TB-02-02122015		TB	320-16272-1	1,1-Dichloroethane	12/15/2015	0.8	0.16	0.8	1	U	UG/L
	TB-02-02122015		TB	320-16272-1	1,1-Dichloroethene	12/15/2015	0.8	0.14	0.8	1	U	UG/L
	TB-02-02122015		TB	320-16272-1	1,2,3-Trichlorobenzene	12/15/2015	0.8	0.18	0.8	1	U	UG/L
	TB-02-02122015		TB	320-16272-1	1,2,4-Trichlorobenzene	12/15/2015	0.8	0.32	0.8	1	U	UG/L
	TB-02-02122015		TB	320-16272-1	1,2,4-Trimethylbenzene	12/15/2015	0.4	0.14	0.4	1	U	UG/L
	TB-02-02122015		TB	320-16272-1	1,2-Dichlorobenzene	12/15/2015	0.4	0.13	0.4	1	U	UG/L
	TB-02-02122015		TB	320-16272-1	1,2-Dichloroethane	12/15/2015	0.4	0.13	0.4	1	U	UG/L
	TB-02-02122015		TB	320-16272-1	1,2-Dichloropropane	12/15/2015	0.4	0.13	0.4	1	U	UG/L
	TB-02-02122015		TB	320-16272-1	1,3,5-Trimethylbenzene	12/15/2015	0.4	0.14	0.4	1	U	UG/L
	TB-02-02122015		TB	320-16272-1	1,3-Dichlorobenzene	12/15/2015	0.4	0.16	0.4	1	U	UG/L
	TB-02-02122015		TB	320-16272-1	1,4-Dichlorobenzene	12/15/2015	0.4	0.16	0.4	1	U	UG/L
	TB-02-02122015		TB	320-16272-1	2-Butanone (MEK)	12/15/2015	4	1.8	4	6	U	UG/L
	TB-02-02122015		TB	320-16272-1	2-Hexanone	12/15/2015	4	1.4	4	5	U	UG/L
	TB-02-02122015		TB	320-16272-1	4-Methyl-2-pentanone (MIBK)	12/15/2015	3.2	1	3.2	5	U	UG/L
	TB-02-02122015		TB	320-16272-1	Acetone	12/15/2015	6.4	1.9	6.4	10	U	UG/L
	TB-02-02122015		TB	320-16272-1	Benzene	12/15/2015	0.4	0.16	0.4	1	U	UG/L
	TB-02-02122015		TB	320-16272-1	Bromochloromethane	12/15/2015	0.2	0.1	0.2	1	U	UG/L
	TB-02-02122015		TB	320-16272-1	Bromodichloromethane	12/15/2015	0.4	0.17	0.4	1	U	UG/L
	TB-02-02122015		TB	320-16272-1	Bromoform	12/15/2015	0.4	0.19	0.4	1	U	UG/L
	TB-02-02122015		TB	320-16272-1	Bromomethane	12/15/2015	0.8	0.21	0.8	2	U	UG/L
	TB-02-02122015		TB	320-16272-1	Carbon disulfide	12/15/2015	1.6	0.45	1.6	2	U	UG/L
	TB-02-02122015		TB	320-16272-1	Carbon tetrachloride	12/15/2015	0.4	0.19	0.4	2	U	UG/L
	TB-02-02122015		TB	320-16272-1	Chlorobenzene	12/15/2015	0.4	0.17	0.4	1	U	UG/L
	TB-02-02122015		TB	320-16272-1	Chloroethane	12/15/2015	1.6	0.41	1.6	2	U	UG/L
	TB-02-02122015		TB	320-16272-1	Chloroform	12/15/2015	0.4	0.16	0.4	1	U	UG/L
	TB-02-02122015		TB	320-16272-1	Chloromethane	12/15/2015	0.8	0.3	0.8	2	U	UG/L

Table 5. Trip and Method Blank Data Summary for Groundwater Samples for the Open Detonation Unit, Kirtland Air Force Base, December 2015

Method	Blank ID	Matrix	Blank Type*	SDG	Analyte	Analysis Date	Result	DL	LOD	LOQ	Flag	Units
SW8260B												
	TB-02-02122015	WATER	TB	320-16272-1	cis-1,2-Dichloroethene	12/15/2015	0.4	0.15	0.4	1	U	UG/L
	TB-02-02122015		TB	320-16272-1	cis-1,3-Dichloropropene	12/15/2015	0.4	0.16	0.4	1	U	UG/L
	TB-02-02122015		TB	320-16272-1	Cyclohexane	12/15/2015	0.8	0.28	0.8	2	U	UG/L
	TB-02-02122015		TB	320-16272-1	Dibromochloromethane	12/15/2015	0.4	0.17	0.4	1	U	UG/L
	TB-02-02122015		TB	320-16272-1	Dichlorodifluoromethane	12/15/2015	0.8	0.31	0.8	2	U	UG/L
	TB-02-02122015		TB	320-16272-1	Ethylbenzene	12/15/2015	0.4	0.16	0.4	1	U	UG/L
	TB-02-02122015		TB	320-16272-1	Isopropylbenzene	12/15/2015	0.4	0.19	0.4	1	U	UG/L
	TB-02-02122015		TB	320-16272-1	Methyl Acetate	12/15/2015	4	1.6	4	5	U	UG/L
	TB-02-02122015		TB	320-16272-1	Methyl cyclohexane	12/15/2015	0.8	0.36	0.8	2	U	UG/L
	TB-02-02122015		TB	320-16272-1	Methyl tert-butyl ether	12/15/2015	0.8	0.25	0.8	5	U	UG/L
	TB-02-02122015		TB	320-16272-1	Methylene Chloride	12/15/2015	0.8	0.32	0.8	5	U	UG/L
	TB-02-02122015		TB	320-16272-1	m-Xylene & p-Xylene	12/15/2015	0.8	0.34	0.8	2	U	UG/L
	TB-02-02122015		TB	320-16272-1	Naphthalene	12/15/2015	0.8	0.22	0.8	1	U	UG/L
	TB-02-02122015		TB	320-16272-1	o-Xylene	12/15/2015	0.4	0.19	0.4	1	U	UG/L
	TB-02-02122015		TB	320-16272-1	Styrene	12/15/2015	0.4	0.17	0.4	1	U	UG/L
	TB-02-02122015		TB	320-16272-1	Tetrachloroethene	12/15/2015	0.4	0.2	0.4	1	U	UG/L
	TB-02-02122015		TB	320-16272-1	Toluene	12/15/2015	0.4	0.17	0.4	1	U	UG/L
	TB-02-02122015		TB	320-16272-1	trans-1,2-Dichloroethene	12/15/2015	0.4	0.15	0.4	1	U	UG/L
	TB-02-02122015		TB	320-16272-1	trans-1,3-Dichloropropene	12/15/2015	0.4	0.19	0.4	1	U	UG/L
	TB-02-02122015		TB	320-16272-1	Trichloroethene	12/15/2015	0.4	0.16	0.4	1	U	UG/L
	TB-02-02122015		TB	320-16272-1	Trichlorofluoromethane	12/15/2015	0.8	0.29	0.8	2	U	UG/L
	TB-02-02122015		TB	320-16272-1	Vinyl chloride	12/15/2015	0.2	0.1	0.2	1.5	U	UG/L
SW8270												
	MB 320-94822/1-A	WATER	LB	320-16238-1	1,1-Biphenyl	12/14/2015	10	5	10	15	U	UG/L
	MB 320-94822/1-A		LB	320-16238-1	1,2,4,5-Tetrachlorobenzene	12/14/2015	3	1	3	10	U	UG/L
	MB 320-94822/1-A		LB	320-16238-1	2,4,5-Trichlorophenol	12/14/2015	6	2	6	10	U	UG/L
	MB 320-94822/1-A		LB	320-16238-1	2,4,6-Trichlorophenol	12/14/2015	6	2	6	10	U	UG/L
	MB 320-94822/1-A		LB	320-16238-1	2,4-Dichlorophenol	12/14/2015	6	2.6	6	10	U	UG/L
	MB 320-94822/1-A		LB	320-16238-1	2,4-Dimethylphenol	12/14/2015	6	2.2	6	10	U	UG/L
	MB 320-94822/1-A		LB	320-16238-1	2,4-Dinitrotoluene	12/14/2015	6	2	6	10	U	UG/L
	MB 320-94822/1-A		LB	320-16238-1	2,6-Dichlorophenol	12/14/2015	6	1.9	6	15	U	UG/L
	MB 320-94822/1-A		LB	320-16238-1	2,6-Dinitrotoluene	12/14/2015	6	2	6	10	U	UG/L
	MB 320-94822/1-A		LB	320-16238-1	2-Chloronaphthalene	12/14/2015	3	1.3	3	10	U	UG/L

Table 5. Trip and Method Blank Data Summary for Groundwater Samples for the Open Detonation Unit, Kirtland Air Force Base, December 2015

Method	Blank ID	Matrix	Blank Type*	SDG	Analyte	Analysis Date	Result	DL	LOD	LOQ	Flag	Units
SW8270												
	MB 320-94822/1-A	WATER	LB	320-16238-1	2-Chlorophenol	12/14/2015	6	1.6	6	10	U	UG/L
	MB 320-94822/1-A		LB	320-16238-1	2-Methylphenol	12/14/2015	3	0.93	3	10	U	UG/L
	MB 320-94822/1-A		LB	320-16238-1	2-Nitroaniline	12/14/2015	6	2	6	50	U	UG/L
	MB 320-94822/1-A		LB	320-16238-1	2-Nitrophenol	12/14/2015	6	1.9	6	10	U	UG/L
	MB 320-94822/1-A		LB	320-16238-1	3,3'-Dichlorobenzidine	12/14/2015	3	0.96	3	50	U	UG/L
	MB 320-94822/1-A		LB	320-16238-1	3-Methylphenol & 4-Methylphenol	12/14/2015	3	1.2	3	10	U	UG/L
	MB 320-94822/1-A		LB	320-16238-1	3-Nitroaniline	12/14/2015	3	1.4	3	50	U	UG/L
	MB 320-94822/1-A		LB	320-16238-1	4,6-Dinitro-2-methylphenol	12/14/2015	6	2.2	6	60	U	UG/L
	MB 320-94822/1-A		LB	320-16238-1	4-Bromophenyl phenyl ether	12/14/2015	3	1.1	3	10	U	UG/L
	MB 320-94822/1-A		LB	320-16238-1	4-Chloro-3-methylphenol	12/14/2015	6	2	6	10	U	UG/L
	MB 320-94822/1-A		LB	320-16238-1	4-Chloroaniline	12/14/2015	6	2	6	10	U	UG/L
	MB 320-94822/1-A		LB	320-16238-1	4-Chlorophenyl phenyl ether	12/14/2015	3	1.1	3	10	U	UG/L
	MB 320-94822/1-A		LB	320-16238-1	4-Nitroaniline	12/14/2015	3	1.5	3	50	U	UG/L
	MB 320-94822/1-A		LB	320-16238-1	4-Nitrophenol	12/14/2015	20	6.1	20	60	U	UG/L
	MB 320-94822/1-A		LB	320-16238-1	Acetophenone	12/14/2015	10	0.78	10	10	U	UG/L
	MB 320-94822/1-A		LB	320-16238-1	Atrazine TIC	12/14/2015	50	50	50	50	U	UG/L
	MB 320-94822/1-A		LB	320-16238-1	Azobenzene	12/14/2015	3	1	3	10	U	UG/L
	MB 320-94822/1-A		LB	320-16238-1	Benzaldehyde	12/14/2015	20	8.4	20	20	U	UG/L
	MB 320-94822/1-A		LB	320-16238-1	bis (2-chloroisopropyl) ether	12/14/2015	3	1.3	3	10	U	UG/L
	MB 320-94822/1-A		LB	320-16238-1	Bis(2-chloroethoxy)methane	12/14/2015	3	1	3	10	U	UG/L
	MB 320-94822/1-A		LB	320-16238-1	Bis(2-chloroethyl)ether	12/14/2015	3	1.5	3	10	U	UG/L
	MB 320-94822/1-A		LB	320-16238-1	Bis(2-ethylhexyl) phthalate	12/14/2015	3	1	3	10	U	UG/L
	MB 320-94822/1-A		LB	320-16238-1	Butyl benzyl phthalate	12/14/2015	3	1.4	3	10	U	UG/L
	MB 320-94822/1-A		LB	320-16238-1	Caprolactam TIC	12/14/2015	50	50	50	50	U	UG/L
	MB 320-94822/1-A		LB	320-16238-1	Carbazole	12/14/2015	3	1.2	3	10	U	UG/L
	MB 320-94822/1-A		LB	320-16238-1	Dibenzofuran	12/14/2015	3	1.1	3	10	U	UG/L
	MB 320-94822/1-A		LB	320-16238-1	Diethyl phthalate	12/14/2015	3	0.93	3	10	U	UG/L
	MB 320-94822/1-A		LB	320-16238-1	Dimethyl phthalate	12/14/2015	3	0.88	3	10	U	UG/L
	MB 320-94822/1-A		LB	320-16238-1	Di-n-butyl phthalate	12/14/2015	3	1.1	3	10	U	UG/L
	MB 320-94822/1-A		LB	320-16238-1	Di-n-octyl phthalate	12/14/2015	3	1.5	3	10	U	UG/L
	MB 320-94822/1-A		LB	320-16238-1	Hexachlorobenzene	12/14/2015	3	1.4	3	10	U	UG/L
	MB 320-94822/1-A		LB	320-16238-1	Hexachlorobutadiene	12/14/2015	3	1.3	3	10	U	UG/L
	MB 320-94822/1-A		LB	320-16238-1	Hexachlorocyclopentadiene	12/14/2015	10	5	10	50	U	UG/L

Table 5. Trip and Method Blank Data Summary for Groundwater Samples for the Open Detonation Unit, Kirtland Air Force Base, December 2015

Method	Blank ID	Matrix	Blank Type*	SDG	Analyte	Analysis Date	Result	DL	LOD	LOQ	Flag	Units
SW8270												
	MB 320-94822/1-A	WATER	LB	320-16238-1	Hexachloroethane	12/14/2015	3	1.4	3	10	U	UG/L
	MB 320-94822/1-A		LB	320-16238-1	Isophorone	12/14/2015	3	1	3	10	U	UG/L
	MB 320-94822/1-A		LB	320-16238-1	Nitrobenzene	12/14/2015	6	1.6	6	10	U	UG/L
	MB 320-94822/1-A		LB	320-16238-1	N-Nitrosodimethylamine	12/14/2015	3	0.96	3	15	U	UG/L
	MB 320-94822/1-A		LB	320-16238-1	N-Nitrosodi-n-propylamine	12/14/2015	3	1.4	3	10	U	UG/L
	MB 320-94822/1-A		LB	320-16238-1	N-Nitrosodiphenylamine	12/14/2015	3	1	3	10	U	UG/L
	MB 320-94822/1-A		LB	320-16238-1	Pentachlorophenol	12/14/2015	20	5	20	60	U	UG/L
	MB 320-94822/1-A		LB	320-16238-1	Phenol	12/14/2015	3	1.1	3	10	U	UG/L
	MB 320-94982/1-A		LB	320-16272-1	1,1-Biphenyl	12/18/2015	10	5	10	15	U	UG/L
	MB 320-94982/1-A		LB	320-16272-1	1,2,4,5-Tetrachlorobenzene	12/18/2015	3	1	3	10	U	UG/L
	MB 320-94982/1-A		LB	320-16272-1	2,4,5-Trichlorophenol	12/18/2015	6	2	6	10	U	UG/L
	MB 320-94982/1-A		LB	320-16272-1	2,4,6-Trichlorophenol	12/18/2015	6	2	6	10	U	UG/L
	MB 320-94982/1-A		LB	320-16272-1	2,4-Dichlorophenol	12/18/2015	6	2.6	6	10	U	UG/L
	MB 320-94982/1-A		LB	320-16272-1	2,4-Dimethylphenol	12/18/2015	6	2.2	6	10	U	UG/L
	MB 320-94982/1-A		LB	320-16272-1	2,4-Dinitrotoluene	12/18/2015	6	2	6	10	U	UG/L
	MB 320-94982/1-A		LB	320-16272-1	2,6-Dichlorophenol	12/18/2015	6	1.9	6	15	U	UG/L
	MB 320-94982/1-A		LB	320-16272-1	2,6-Dinitrotoluene	12/18/2015	6	2	6	10	U	UG/L
	MB 320-94982/1-A		LB	320-16272-1	2-Chloronaphthalene	12/18/2015	3	1.3	3	10	U	UG/L
	MB 320-94982/1-A		LB	320-16272-1	2-Chlorophenol	12/18/2015	6	1.6	6	10	U	UG/L
	MB 320-94982/1-A		LB	320-16272-1	2-Methylphenol	12/18/2015	3	0.93	3	10	U	UG/L
	MB 320-94982/1-A		LB	320-16272-1	2-Nitroaniline	12/18/2015	6	2	6	50	U	UG/L
	MB 320-94982/1-A		LB	320-16272-1	2-Nitrophenol	12/18/2015	6	1.9	6	10	U	UG/L
	MB 320-94982/1-A		LB	320-16272-1	3,3'-Dichlorobenzidine	12/18/2015	3	0.96	3	50	U	UG/L
	MB 320-94982/1-A		LB	320-16272-1	3-Methylphenol & 4-Methylphenol	12/18/2015	3	1.2	3	10	U	UG/L
	MB 320-94982/1-A		LB	320-16272-1	3-Nitroaniline	12/18/2015	3	1.4	3	50	U	UG/L
	MB 320-94982/1-A		LB	320-16272-1	4,6-Dinitro-2-methylphenol	12/18/2015	6	2.2	6	60	U	UG/L
	MB 320-94982/1-A		LB	320-16272-1	4-Bromophenyl phenyl ether	12/18/2015	3	1.1	3	10	U	UG/L
	MB 320-94982/1-A		LB	320-16272-1	4-Chloro-3-methylphenol	12/18/2015	6	2	6	10	U	UG/L
	MB 320-94982/1-A		LB	320-16272-1	4-Chloroaniline	12/18/2015	6	2	6	10	U	UG/L
	MB 320-94982/1-A		LB	320-16272-1	4-Chlorophenyl phenyl ether	12/18/2015	3	1.1	3	10	U	UG/L
	MB 320-94982/1-A		LB	320-16272-1	4-Nitroaniline	12/18/2015	3	1.5	3	50	U	UG/L
	MB 320-94982/1-A		LB	320-16272-1	4-Nitrophenol	12/18/2015	20	6.1	20	60	U	UG/L
	MB 320-94982/1-A		LB	320-16272-1	Acetophenone	12/18/2015	10	0.78	10	10	U	UG/L

Table 5. Trip and Method Blank Data Summary for Groundwater Samples for the Open Detonation Unit, Kirtland Air Force Base, December 2015

Method	Blank ID	Matrix	Blank Type*	SDG	Analyte	Analysis Date	Result	DL	LOD	LOQ	Flag	Units
SW8270												
	MB 320-94982/1-A	WATER	LB	320-16272-1	Atrazine TIC	12/18/2015	50	50	50	50	U	UG/L
	MB 320-94982/1-A		LB	320-16272-1	Azobenzene	12/18/2015	3	1	3	10	U	UG/L
	MB 320-94982/1-A		LB	320-16272-1	Benzaldehyde	12/18/2015	20	8.4	20	20	U	UG/L
	MB 320-94982/1-A		LB	320-16272-1	bis (2-chloroisopropyl) ether	12/18/2015	3	1.3	3	10	U	UG/L
	MB 320-94982/1-A		LB	320-16272-1	Bis(2-chloroethoxy)methane	12/18/2015	3	1	3	10	U	UG/L
	MB 320-94982/1-A		LB	320-16272-1	Bis(2-chloroethyl)ether	12/18/2015	3	1.5	3	10	U	UG/L
	MB 320-94982/1-A		LB	320-16272-1	Bis(2-ethylhexyl) phthalate	12/18/2015	3	1	3	10	U	UG/L
	MB 320-94982/1-A		LB	320-16272-1	Butyl benzyl phthalate	12/18/2015	3	1.4	3	10	U	UG/L
	MB 320-94982/1-A		LB	320-16272-1	Caprolactam TIC	12/18/2015	50	50	50	50	U	UG/L
	MB 320-94982/1-A		LB	320-16272-1	Carbazole	12/18/2015	3	1.2	3	10	U	UG/L
	MB 320-94982/1-A		LB	320-16272-1	Dibenzofuran	12/18/2015	3	1.1	3	10	U	UG/L
	MB 320-94982/1-A		LB	320-16272-1	Diethyl phthalate	12/18/2015	3	0.93	3	10	U	UG/L
	MB 320-94982/1-A		LB	320-16272-1	Dimethyl phthalate	12/18/2015	3	0.88	3	10	U	UG/L
	MB 320-94982/1-A		LB	320-16272-1	Di-n-butyl phthalate	12/18/2015	3	1.1	3	10	U	UG/L
	MB 320-94982/1-A		LB	320-16272-1	Di-n-octyl phthalate	12/18/2015	3	1.5	3	10	U	UG/L
	MB 320-94982/1-A		LB	320-16272-1	Hexachlorobenzene	12/18/2015	3	1.4	3	10	U	UG/L
	MB 320-94982/1-A		LB	320-16272-1	Hexachlorobutadiene	12/18/2015	3	1.3	3	10	U	UG/L
	MB 320-94982/1-A		LB	320-16272-1	Hexachlorocyclopentadiene	12/18/2015	10	5	10	50	U	UG/L
	MB 320-94982/1-A		LB	320-16272-1	Hexachloroethane	12/18/2015	3	1.4	3	10	U	UG/L
	MB 320-94982/1-A		LB	320-16272-1	Isophorone	12/18/2015	3	1	3	10	U	UG/L
	MB 320-94982/1-A		LB	320-16272-1	Nitrobenzene	12/18/2015	6	1.6	6	10	U	UG/L
	MB 320-94982/1-A		LB	320-16272-1	N-Nitrosodimethylamine	12/18/2015	3	0.96	3	15	U	UG/L
	MB 320-94982/1-A		LB	320-16272-1	N-Nitrosodi-n-propylamine	12/18/2015	3	1.4	3	10	U	UG/L
	MB 320-94982/1-A		LB	320-16272-1	N-Nitrosodiphenylamine	12/18/2015	3	1	3	10	U	UG/L
	MB 320-94982/1-A		LB	320-16272-1	Pentachlorophenol	12/18/2015	20	5	20	60	U	UG/L
	MB 320-94982/1-A		LB	320-16272-1	Phenol	12/18/2015	3	1.1	3	10	U	UG/L
	OT29-EB01-02122015		EB	320-16272-1	1,1-Biphenyl	12/18/2015	9.5	4.7	9.5	14	U	UG/L
	OT29-EB01-02122015		EB	320-16272-1	1,2,4,5-Tetrachlorobenzene	12/18/2015	2.8	0.95	2.8	9.5	U	UG/L
	OT29-EB01-02122015		EB	320-16272-1	2,4,5-Trichlorophenol	12/18/2015	5.7	1.9	5.7	9.5	U	UG/L
	OT29-EB01-02122015		EB	320-16272-1	2,4,6-Trichlorophenol	12/18/2015	5.7	1.9	5.7	9.5	U	UG/L
	OT29-EB01-02122015		EB	320-16272-1	2,4-Dichlorophenol	12/18/2015	5.7	2.5	5.7	9.5	U	UG/L
	OT29-EB01-02122015		EB	320-16272-1	2,4-Dimethylphenol	12/18/2015	5.7	2.1	5.7	9.5	U	UG/L
	OT29-EB01-02122015		EB	320-16272-1	2,4-Dinitrotoluene	12/18/2015	5.7	1.9	5.7	9.5	U	UG/L

Table 5. Trip and Method Blank Data Summary for Groundwater Samples for the Open Detonation Unit, Kirtland Air Force Base, December 2015

Method	Blank ID	Matrix	Blank Type*	SDG	Analyte	Analysis Date	Result	DL	LOD	LOQ	Flag	Units
SW8270												
	OT29-EB01-02122015	WATER	EB	320-16272-1	2,6-Dichlorophenol	12/18/2015	5.7	1.8	5.7	14	U	UG/L
	OT29-EB01-02122015		EB	320-16272-1	2,6-Dinitrotoluene	12/18/2015	5.7	1.9	5.7	9.5	U	UG/L
	OT29-EB01-02122015		EB	320-16272-1	2-Chloronaphthalene	12/18/2015	2.8	1.2	2.8	9.5	U	UG/L
	OT29-EB01-02122015		EB	320-16272-1	2-Chlorophenol	12/18/2015	5.7	1.5	5.7	9.5	U	UG/L
	OT29-EB01-02122015		EB	320-16272-1	2-Methylphenol	12/18/2015	2.8	0.88	2.8	9.5	U	UG/L
	OT29-EB01-02122015		EB	320-16272-1	2-Nitroaniline	12/18/2015	5.7	1.9	5.7	47	U	UG/L
	OT29-EB01-02122015		EB	320-16272-1	2-Nitrophenol	12/18/2015	5.7	1.8	5.7	9.5	U	UG/L
	OT29-EB01-02122015		EB	320-16272-1	3,3'-Dichlorobenzidine	12/18/2015	2.8	0.91	2.8	47	U	UG/L
	OT29-EB01-02122015		EB	320-16272-1	3-Methylphenol & 4-Methylphenol	12/18/2015	2.8	1.1	2.8	9.5	U	UG/L
	OT29-EB01-02122015		EB	320-16272-1	3-Nitroaniline	12/18/2015	2.8	1.3	2.8	47	U	UG/L
	OT29-EB01-02122015		EB	320-16272-1	4,6-Dinitro-2-methylphenol	12/18/2015	5.7	2.1	5.7	57	U	UG/L
	OT29-EB01-02122015		EB	320-16272-1	4-Bromophenyl phenyl ether	12/18/2015	2.8	1	2.8	9.5	U	UG/L
	OT29-EB01-02122015		EB	320-16272-1	4-Chloro-3-methylphenol	12/18/2015	5.7	1.9	5.7	9.5	U	UG/L
	OT29-EB01-02122015		EB	320-16272-1	4-Chloroaniline	12/18/2015	5.7	1.9	5.7	9.5	U	UG/L
	OT29-EB01-02122015		EB	320-16272-1	4-Chlorophenyl phenyl ether	12/18/2015	2.8	1	2.8	9.5	U	UG/L
	OT29-EB01-02122015		EB	320-16272-1	4-Nitroaniline	12/18/2015	2.8	1.4	2.8	47	U	UG/L
	OT29-EB01-02122015		EB	320-16272-1	4-Nitrophenol	12/18/2015	19	5.8	19	57	U	UG/L
	OT29-EB01-02122015		EB	320-16272-1	Acetophenone	12/18/2015	9.5	0.74	9.5	9.5	U	UG/L
	OT29-EB01-02122015		EB	320-16272-1	Atrazine TIC	12/18/2015	47	47	47	47	UN	UG/L
	OT29-EB01-02122015		EB	320-16272-1	Azobenzene	12/18/2015	2.8	0.95	2.8	9.5	U	UG/L
	OT29-EB01-02122015		EB	320-16272-1	Benzaldehyde	12/18/2015	19	7.9	19	19	U	UG/L
	OT29-EB01-02122015		EB	320-16272-1	bis (2-chloroisopropyl) ether	12/18/2015	2.8	1.2	2.8	9.5	U	UG/L
	OT29-EB01-02122015		EB	320-16272-1	Bis(2-chloroethoxy)methane	12/18/2015	2.8	0.95	2.8	9.5	U	UG/L
	OT29-EB01-02122015		EB	320-16272-1	Bis(2-chloroethyl)ether	12/18/2015	2.8	1.4	2.8	9.5	U	UG/L
	OT29-EB01-02122015		EB	320-16272-1	Bis(2-ethylhexyl) phthalate	12/18/2015	2.8	0.95	2.8	9.5	U	UG/L
	OT29-EB01-02122015		EB	320-16272-1	Butyl benzyl phthalate	12/18/2015	2.8	1.3	2.8	9.5	U	UG/L
	OT29-EB01-02122015		EB	320-16272-1	Caprolactam TIC	12/18/2015	47	47	47	47	UN	UG/L
	OT29-EB01-02122015		EB	320-16272-1	Carbazole	12/18/2015	2.8	1.1	2.8	9.5	U	UG/L
	OT29-EB01-02122015		EB	320-16272-1	Dibenzofuran	12/18/2015	2.8	1	2.8	9.5	U	UG/L
	OT29-EB01-02122015		EB	320-16272-1	Diethyl phthalate	12/18/2015	1.4	0.88	2.8	9.5	J	UG/L
	OT29-EB01-02122015		EB	320-16272-1	Dimethyl phthalate	12/18/2015	2.8	0.83	2.8	9.5	U	UG/L
	OT29-EB01-02122015		EB	320-16272-1	Di-n-butyl phthalate	12/18/2015	2.8	1	2.8	9.5	U	UG/L
	OT29-EB01-02122015		EB	320-16272-1	Di-n-octyl phthalate	12/18/2015	2.8	1.4	2.8	9.5	U	UG/L

Table 5. Trip and Method Blank Data Summary for Groundwater Samples for the Open Detonation Unit, Kirtland Air Force Base, December 2015

Method	Blank ID	Matrix	Blank Type*	SDG	Analyte	Analysis Date	Result	DL	LOD	LOQ	Flag	Units
SW8270												
	OT29-EB01-02122015	WATER	EB	320-16272-1	Hexachlorobenzene	12/18/2015	2.8	1.3	2.8	9.5	U	UG/L
	OT29-EB01-02122015		EB	320-16272-1	Hexachlorobutadiene	12/18/2015	2.8	1.2	2.8	9.5	U	UG/L
	OT29-EB01-02122015		EB	320-16272-1	Hexachlorocyclopentadiene	12/18/2015	9.5	4.7	9.5	47	U	UG/L
	OT29-EB01-02122015		EB	320-16272-1	Hexachloroethane	12/18/2015	2.8	1.3	2.8	9.5	U	UG/L
	OT29-EB01-02122015		EB	320-16272-1	Isophorone	12/18/2015	2.8	0.95	2.8	9.5	U	UG/L
	OT29-EB01-02122015		EB	320-16272-1	Nitrobenzene	12/18/2015	5.7	1.5	5.7	9.5	U	UG/L
	OT29-EB01-02122015		EB	320-16272-1	N-Nitrosodimethylamine	12/18/2015	2.8	0.91	2.8	14	U	UG/L
	OT29-EB01-02122015		EB	320-16272-1	N-Nitrosodi-n-propylamine	12/18/2015	2.8	1.3	2.8	9.5	U	UG/L
	OT29-EB01-02122015		EB	320-16272-1	N-Nitrosodiphenylamine	12/18/2015	2.8	0.95	2.8	9.5	U	UG/L
	OT29-EB01-02122015		EB	320-16272-1	Pentachlorophenol	12/18/2015	19	4.7	19	57	U	UG/L
	OT29-EB01-02122015		EB	320-16272-1	Phenol	12/18/2015	2.8	1	2.8	9.5	U	UG/L
SW8270SIM												
	MB 320-94545/1-A	WATER	LB	320-16238-1	1-Methylnaphthalene	12/15/2015	15	6.5	15	50	U	NG/L
	MB 320-94545/1-A		LB	320-16238-1	2-Methylnaphthalene	12/15/2015	15	5.5	15	50	U	NG/L
	MB 320-94545/1-A		LB	320-16238-1	Acenaphthene	12/15/2015	15	5	15	50	U	NG/L
	MB 320-94545/1-A		LB	320-16238-1	Acenaphthylene	12/15/2015	15	5	15	50	U	NG/L
	MB 320-94545/1-A		LB	320-16238-1	Anthracene	12/15/2015	15	4.4	15	50	U	NG/L
	MB 320-94545/1-A		LB	320-16238-1	Benzo[a]anthracene	12/15/2015	15	4.6	15	50	U	NG/L
	MB 320-94545/1-A		LB	320-16238-1	Benzo[a]pyrene	12/15/2015	15	4.4	15	50	U	NG/L
	MB 320-94545/1-A		LB	320-16238-1	Benzo[b]fluoranthene	12/15/2015	30	12	30	50	U	NG/L
	MB 320-94545/1-A		LB	320-16238-1	Benzo[g,h,i]perylene	12/15/2015	15	5.5	15	50	U	NG/L
	MB 320-94545/1-A		LB	320-16238-1	Benzo[k]fluoranthene	12/15/2015	30	7.8	30	50	U	NG/L
	MB 320-94545/1-A		LB	320-16238-1	Chrysene	12/15/2015	15	4	15	50	U	NG/L
	MB 320-94545/1-A		LB	320-16238-1	Dibenz(a,h)anthracene	12/15/2015	30	15	30	50	U	NG/L
	MB 320-94545/1-A		LB	320-16238-1	Fluoranthene	12/15/2015	15	4.3	15	50	U	NG/L
	MB 320-94545/1-A		LB	320-16238-1	Fluorene	12/15/2015	15	4	15	50	U	NG/L
	MB 320-94545/1-A		LB	320-16238-1	Indeno[1,2,3-cd]pyrene	12/15/2015	30	14	30	50	U	NG/L
	MB 320-94545/1-A		LB	320-16238-1	Naphthalene	12/15/2015	15	5	15	50	U	NG/L
	MB 320-94545/1-A		LB	320-16238-1	Phenanthrene	12/15/2015	15	6.3	15	50	U	NG/L
	MB 320-94545/1-A		LB	320-16238-1	Pyrene	12/15/2015	15	4.2	15	50	U	NG/L
	MB 320-94677/1-A		LB	320-16238-1	1,4-Dioxane	12/10/2015	0.5	0.2	0.5	1	U	UG/L
	MB 320-94988/1-A		LB	320-16272-1	1-Methylnaphthalene	12/15/2015	15	6.5	15	50	U	NG/L
	MB 320-94988/1-A		LB	320-16272-1	2-Methylnaphthalene	12/15/2015	15	5.5	15	50	U	NG/L

Table 5. Trip and Method Blank Data Summary for Groundwater Samples for the Open Detonation Unit, Kirtland Air Force Base, December 2015

Method	Blank ID	Matrix	Blank Type*	SDG	Analyte	Analysis Date	Result	DL	LOD	LOQ	Flag	Units
SW8270SIM												
	MB 320-94988/1-A	WATER	LB	320-16272-1	Acenaphthene	12/15/2015	15	5	15	50	U	NG/L
	MB 320-94988/1-A		LB	320-16272-1	Acenaphthylene	12/15/2015	15	5	15	50	U	NG/L
	MB 320-94988/1-A		LB	320-16272-1	Anthracene	12/15/2015	15	4.4	15	50	U	NG/L
	MB 320-94988/1-A		LB	320-16272-1	Benzo[a]anthracene	12/15/2015	15	4.6	15	50	U	NG/L
	MB 320-94988/1-A		LB	320-16272-1	Benzo[a]pyrene	12/15/2015	15	4.4	15	50	U	NG/L
	MB 320-94988/1-A		LB	320-16272-1	Benzo[b]fluoranthene	12/15/2015	30	12	30	50	U	NG/L
	MB 320-94988/1-A		LB	320-16272-1	Benzo[g,h,i]perylene	12/15/2015	15	5.5	15	50	U	NG/L
	MB 320-94988/1-A		LB	320-16272-1	Benzo[k]fluoranthene	12/15/2015	30	7.8	30	50	U	NG/L
	MB 320-94988/1-A		LB	320-16272-1	Chrysene	12/15/2015	15	4	15	50	U	NG/L
	MB 320-94988/1-A		LB	320-16272-1	Dibenz(a,h)anthracene	12/15/2015	30	15	30	50	U	NG/L
	MB 320-94988/1-A		LB	320-16272-1	Fluoranthene	12/15/2015	15	4.3	15	50	U	NG/L
	MB 320-94988/1-A		LB	320-16272-1	Fluorene	12/15/2015	15	4	15	50	U	NG/L
	MB 320-94988/1-A		LB	320-16272-1	Indeno[1,2,3-cd]pyrene	12/15/2015	30	14	30	50	U	NG/L
	MB 320-94988/1-A		LB	320-16272-1	Naphthalene	12/15/2015	15	5	15	50	U	NG/L
	MB 320-94988/1-A		LB	320-16272-1	Phenanthrene	12/15/2015	15	6.3	15	50	U	NG/L
	MB 320-94988/1-A		LB	320-16272-1	Pyrene	12/15/2015	15	4.2	15	50	U	NG/L
	MB 320-95058/1-A		LB	320-16272-1	1,4-Dioxane	12/11/2015	0.5	0.2	0.5	1	U	UG/L
	OT29-EB01-02122015		EB	320-16272-1	1,4-Dioxane	12/11/2015	0.52	0.21	0.52	1	U	UG/L
	OT29-EB01-02122015		EB	320-16272-1	1-Methylnaphthalene	12/15/2015	14	6.1	14	47	U	NG/L
	OT29-EB01-02122015		EB	320-16272-1	2-Methylnaphthalene	12/15/2015	5.2	5.2	14	47	J	NG/L
	OT29-EB01-02122015		EB	320-16272-1	Acenaphthene	12/15/2015	14	4.7	14	47	U	NG/L
	OT29-EB01-02122015		EB	320-16272-1	Acenaphthylene	12/15/2015	14	4.7	14	47	U	NG/L
	OT29-EB01-02122015		EB	320-16272-1	Anthracene	12/15/2015	14	4.2	14	47	U	NG/L
	OT29-EB01-02122015		EB	320-16272-1	Benzo[a]anthracene	12/15/2015	14	4.3	14	47	U	NG/L
	OT29-EB01-02122015		EB	320-16272-1	Benzo[a]pyrene	12/15/2015	14	4.2	14	47	U	NG/L
	OT29-EB01-02122015		EB	320-16272-1	Benzo[b]fluoranthene	12/15/2015	28	12	28	47	U	NG/L
	OT29-EB01-02122015		EB	320-16272-1	Benzo[g,h,i]perylene	12/15/2015	14	5.2	14	47	U	NG/L
	OT29-EB01-02122015		EB	320-16272-1	Benzo[k]fluoranthene	12/15/2015	28	7.4	28	47	U	NG/L
	OT29-EB01-02122015		EB	320-16272-1	Chrysene	12/15/2015	14	3.8	14	47	U	NG/L
	OT29-EB01-02122015		EB	320-16272-1	Dibenz(a,h)anthracene	12/15/2015	28	14	28	47	U	NG/L
	OT29-EB01-02122015		EB	320-16272-1	Fluoranthene	12/15/2015	6.7	4.1	14	47	J	NG/L
	OT29-EB01-02122015		EB	320-16272-1	Fluorene	12/15/2015	4.8	3.8	14	47	J	NG/L
	OT29-EB01-02122015		EB	320-16272-1	Indeno[1,2,3-cd]pyrene	12/15/2015	28	13	28	47	U	NG/L

Table 5. Trip and Method Blank Data Summary for Groundwater Samples for the Open Detonation Unit, Kirtland Air Force Base, December 2015

Method	Blank ID	Matrix	Blank Type*	SDG	Analyte	Analysis Date	Result	DL	LOD	LOQ	Flag	Units
SW8270SIM												
	OT29-EB01-02122015	WATER	EB	320-16272-1	Naphthalene	12/15/2015	18	4.7	14	47	J	NG/L
	OT29-EB01-02122015		EB	320-16272-1	Phenanthrene	12/15/2015	11	6	14	47	J	NG/L
	OT29-EB01-02122015		EB	320-16272-1	Pyrene	12/15/2015	4.8	4	14	47	J	NG/L
SW8290												
	MB 320-94648/1-A	WATER	LB	320-16238-2	1,2,3,4,6,7,8-HpCDD	12/16/2015	1.61	0.3		50	J q	PG/L
	MB 320-94648/1-A		LB	320-16272-2	1,2,3,4,6,7,8-HpCDD	12/16/2015	1.61	0.3		50	J q	PG/L
	MB 320-94648/1-A		LB	320-16238-2	1,2,3,4,6,7,8-HpCDF	12/16/2015	1.04	0.19		50	J	PG/L
	MB 320-94648/1-A		LB	320-16272-2	1,2,3,4,6,7,8-HpCDF	12/16/2015	1.04	0.19		50	J	PG/L
	MB 320-94648/1-A		LB	320-16238-2	1,2,3,4,7,8,9-HpCDF	12/16/2015	0.24	0.24		50	U	PG/L
	MB 320-94648/1-A		LB	320-16272-2	1,2,3,4,7,8,9-HpCDF	12/16/2015	0.24	0.24		50	U	PG/L
	MB 320-94648/1-A		LB	320-16272-2	1,2,3,4,7,8-HxCDD	12/16/2015	0.32	0.32		50	U	PG/L
	MB 320-94648/1-A		LB	320-16238-2	1,2,3,4,7,8-HxCDD	12/16/2015	0.32	0.32		50	U	PG/L
	MB 320-94648/1-A		LB	320-16272-2	1,2,3,4,7,8-HxCDF	12/16/2015	0.29	0.29		50	U	PG/L
	MB 320-94648/1-A		LB	320-16238-2	1,2,3,4,7,8-HxCDF	12/16/2015	0.29	0.29		50	U	PG/L
	MB 320-94648/1-A		LB	320-16272-2	1,2,3,6,7,8-HxCDD	12/16/2015	0.31	0.31		50	U	PG/L
	MB 320-94648/1-A		LB	320-16238-2	1,2,3,6,7,8-HxCDD	12/16/2015	0.31	0.31		50	U	PG/L
	MB 320-94648/1-A		LB	320-16238-2	1,2,3,6,7,8-HxCDF	12/16/2015	0.687	0.27		50	J q	PG/L
	MB 320-94648/1-A		LB	320-16272-2	1,2,3,6,7,8-HxCDF	12/16/2015	0.687	0.27		50	J q	PG/L
	MB 320-94648/1-A		LB	320-16238-2	1,2,3,7,8,9-HxCDD	12/16/2015	0.27	0.27		50	U	PG/L
	MB 320-94648/1-A		LB	320-16272-2	1,2,3,7,8,9-HxCDD	12/16/2015	0.27	0.27		50	U	PG/L
	MB 320-94648/1-A		LB	320-16272-2	1,2,3,7,8,9-HxCDF	12/16/2015	0.3	0.3		50	U	PG/L
	MB 320-94648/1-A		LB	320-16238-2	1,2,3,7,8,9-HxCDF	12/16/2015	0.3	0.3		50	U	PG/L
	MB 320-94648/1-A		LB	320-16272-2	1,2,3,7,8-PeCDD	12/16/2015	0.43	0.43		50	U	PG/L
	MB 320-94648/1-A		LB	320-16238-2	1,2,3,7,8-PeCDD	12/16/2015	0.43	0.43		50	U	PG/L
	MB 320-94648/1-A		LB	320-16272-2	1,2,3,7,8-PeCDF	12/16/2015	0.29	0.29		50	U	PG/L
	MB 320-94648/1-A		LB	320-16238-2	1,2,3,7,8-PeCDF	12/16/2015	0.29	0.29		50	U	PG/L
	MB 320-94648/1-A		LB	320-16238-2	2,3,4,6,7,8-HxCDF	12/16/2015	0.688	0.28		50	J q	PG/L
	MB 320-94648/1-A		LB	320-16272-2	2,3,4,6,7,8-HxCDF	12/16/2015	0.688	0.28		50	J q	PG/L
	MB 320-94648/1-A		LB	320-16238-2	2,3,4,7,8-PeCDF	12/16/2015	0.3	0.3		50	U	PG/L
	MB 320-94648/1-A		LB	320-16272-2	2,3,4,7,8-PeCDF	12/16/2015	0.3	0.3		50	U	PG/L
	MB 320-94648/1-A		LB	320-16238-2	2,3,7,8-TCDD	12/16/2015	0.36	0.36		10	U	PG/L
	MB 320-94648/1-A		LB	320-16272-2	2,3,7,8-TCDD	12/16/2015	0.36	0.36		10	U	PG/L
	MB 320-94648/1-A		LB	320-16272-2	2,3,7,8-TCDF	12/16/2015	0.3	0.3		10	U	PG/L

Table 5. Trip and Method Blank Data Summary for Groundwater Samples for the Open Detonation Unit, Kirtland Air Force Base, December 2015

Method	Blank ID	Matrix	Blank Type*	SDG	Analyte	Analysis Date	Result	DL	LOD	LOQ	Flag	Units
SW8290												
	MB 320-94648/1-A	WATER	LB	320-16238-2	2,3,7,8-TCDF	12/16/2015	0.3	0.3		10	U	PG/L
	MB 320-94648/1-A		LB	320-16272-2	OCDD	12/16/2015	3.43	0.25		100	J	PG/L
	MB 320-94648/1-A		LB	320-16238-2	OCDD	12/16/2015	3.43	0.25		100	J	PG/L
	MB 320-94648/1-A		LB	320-16272-2	OCDF	12/16/2015	2.79	0.35		100	J	PG/L
	MB 320-94648/1-A		LB	320-16238-2	OCDF	12/16/2015	2.79	0.35		100	J	PG/L
	MB 320-94648/1-A		LB	320-16238-2	Total HpCDD	12/16/2015	2.83	0.3		50	J q	PG/L
	MB 320-94648/1-A		LB	320-16272-2	Total HpCDD	12/16/2015	2.83	0.3		50	J q	PG/L
	MB 320-94648/1-A		LB	320-16272-2	Total HpCDF	12/16/2015	1.04	0.21		50	J	PG/L
	MB 320-94648/1-A		LB	320-16238-2	Total HpCDF	12/16/2015	1.04	0.21		50	J	PG/L
	MB 320-94648/1-A		LB	320-16238-2	Total HxCDD	12/16/2015	0.32	0.32		50	U	PG/L
	MB 320-94648/1-A		LB	320-16272-2	Total HxCDD	12/16/2015	0.32	0.32		50	U	PG/L
	MB 320-94648/1-A		LB	320-16238-2	Total HxCDF	12/16/2015	1.37	0.28		50	J q	PG/L
	MB 320-94648/1-A		LB	320-16272-2	Total HxCDF	12/16/2015	1.37	0.28		50	J q	PG/L
	MB 320-94648/1-A		LB	320-16272-2	Total PeCDD	12/16/2015	0.43	0.43		50	U	PG/L
	MB 320-94648/1-A		LB	320-16238-2	Total PeCDD	12/16/2015	0.43	0.43		50	U	PG/L
	MB 320-94648/1-A		LB	320-16238-2	Total PeCDF	12/16/2015	0.3	0.3		50	U	PG/L
	MB 320-94648/1-A		LB	320-16272-2	Total PeCDF	12/16/2015	0.3	0.3		50	U	PG/L
	MB 320-94648/1-A		LB	320-16238-2	Total TCDD	12/16/2015	0.36	0.36		10	U	PG/L
	MB 320-94648/1-A		LB	320-16272-2	Total TCDD	12/16/2015	0.36	0.36		10	U	PG/L
	MB 320-94648/1-A		LB	320-16272-2	Total TCDF	12/16/2015	0.3	0.3		10	U	PG/L
	MB 320-94648/1-A		LB	320-16238-2	Total TCDF	12/16/2015	0.3	0.3		10	U	PG/L
	OT29-EB01-02122015		EB	320-16272-2	1,2,3,4,6,7,8-HpCDD	12/17/2015	0.69	0.2		47	J q E	PG/L
	OT29-EB01-02122015		EB	320-16272-2	1,2,3,4,6,7,8-HpCDF	12/17/2015	0.86	0.21		47	J B	PG/L
	OT29-EB01-02122015		EB	320-16272-2	1,2,3,4,7,8,9-HpCDF	12/17/2015	0.27	0.27		47	U	PG/L
	OT29-EB01-02122015		EB	320-16272-2	1,2,3,4,7,8-HxCDD	12/17/2015	0.27	0.27		47	U	PG/L
	OT29-EB01-02122015		EB	320-16272-2	1,2,3,4,7,8-HxCDF	12/17/2015	0.23	0.23		47	U	PG/L
	OT29-EB01-02122015		EB	320-16272-2	1,2,3,6,7,8-HxCDD	12/17/2015	0.26	0.26		47	U	PG/L
	OT29-EB01-02122015		EB	320-16272-2	1,2,3,6,7,8-HxCDF	12/17/2015	0.21	0.21		47	U	PG/L
	OT29-EB01-02122015		EB	320-16272-2	1,2,3,7,8,9-HxCDD	12/17/2015	0.23	0.23		47	U	PG/L
	OT29-EB01-02122015		EB	320-16272-2	1,2,3,7,8,9-HxCDF	12/17/2015	0.24	0.24		47	U	PG/L
	OT29-EB01-02122015		EB	320-16272-2	1,2,3,7,8-PeCDD	12/17/2015	0.66	0.66		47	U	PG/L
	OT29-EB01-02122015		EB	320-16272-2	1,2,3,7,8-PeCDF	12/17/2015	0.43	0.43		47	U	PG/L
	OT29-EB01-02122015		EB	320-16272-2	2,3,4,6,7,8-HxCDF	12/17/2015	0.23	0.23		47	U	PG/L

Table 5. Trip and Method Blank Data Summary for Groundwater Samples for the Open Detonation Unit, Kirtland Air Force Base, December 2015

Method	Blank ID	Matrix	Blank Type*	SDG	Analyte	Analysis Date	Result	DL	LOD	LOQ	Flag	Units
SW8290												
	OT29-EB01-02122015	WATER	EB	320-16272-2	2,3,4,7,8-PeCDF	12/17/2015	0.44	0.44		47	U	PG/L
	OT29-EB01-02122015		EB	320-16272-2	2,3,7,8-TCDD	12/17/2015	0.23	0.23		9.4	U	PG/L
	OT29-EB01-02122015		EB	320-16272-2	2,3,7,8-TCDF	12/17/2015	0.17	0.17		9.4	U	PG/L
	OT29-EB01-02122015		EB	320-16272-2	OCDD	12/17/2015	7.7	0.31		94	J B	PG/L
	OT29-EB01-02122015		EB	320-16272-2	OCDF	12/17/2015	5	0.24		94	J B	PG/L
	OT29-EB01-02122015		EB	320-16272-2	Total HpCDD	12/17/2015	1.6	0.2		47	J q E	PG/L
	OT29-EB01-02122015		EB	320-16272-2	Total HpCDF	12/17/2015	0.86	0.24		47	J B	PG/L
	OT29-EB01-02122015		EB	320-16272-2	Total HxCDD	12/17/2015	0.27	0.27		47	U	PG/L
	OT29-EB01-02122015		EB	320-16272-2	Total HxCDF	12/17/2015	0.24	0.24		47	U	PG/L
	OT29-EB01-02122015		EB	320-16272-2	Total PeCDD	12/17/2015	0.66	0.66		47	U	PG/L
	OT29-EB01-02122015		EB	320-16272-2	Total PeCDF	12/17/2015	0.44	0.44		47	U	PG/L
	OT29-EB01-02122015		EB	320-16272-2	Total TCDD	12/17/2015	0.23	0.23		9.4	U	PG/L
	OT29-EB01-02122015		EB	320-16272-2	Total TCDF	12/17/2015	0.17	0.17		9.4	U	PG/L
SW8330B												
	MB 320-94417/1-A	WATER	LB	320-16238-1	1,3,5-Trinitrobenzene	12/7/2015	0.1	0.031	0.1	0.15	U	UG/L
	MB 320-94417/1-A		LB	320-16238-1	1,3-Dinitrobenzene	12/7/2015	0.1	0.05	0.1	0.15	U	UG/L
	MB 320-94417/1-A		LB	320-16238-1	2,4,6-Trinitrotoluene	12/7/2015	0.1	0.05	0.1	0.15	U	UG/L
	MB 320-94417/1-A		LB	320-16238-1	2,4-Dinitrotoluene	12/7/2015	0.1	0.05	0.1	0.13	U	UG/L
	MB 320-94417/1-A		LB	320-16238-1	2,6-Dinitrotoluene	12/7/2015	0.1	0.05	0.1	0.13	U	UG/L
	MB 320-94417/1-A		LB	320-16238-1	2-Amino-4,6-dinitrotoluene	12/7/2015	0.1	0.03	0.1	0.15	U	UG/L
	MB 320-94417/1-A		LB	320-16238-1	2-Nitrotoluene	12/7/2015	0.2	0.088	0.2	0.5	U	UG/L
	MB 320-94417/1-A		LB	320-16238-1	3-Nitrotoluene	12/7/2015	0.2	0.057	0.2	0.5	U	UG/L
	MB 320-94417/1-A		LB	320-16238-1	4-Amino-2,6-dinitrotoluene	12/7/2015	0.1	0.05	0.1	0.15	U	UG/L
	MB 320-94417/1-A		LB	320-16238-1	4-Nitrotoluene	12/7/2015	0.2	0.088	0.2	0.5	U	UG/L
	MB 320-94417/1-A		LB	320-16238-1	HMX	12/7/2015	0.1	0.036	0.1	0.15	U	UG/L
	MB 320-94417/1-A		LB	320-16238-1	Nitrobenzene	12/7/2015	0.1	0.05	0.1	0.15	U	UG/L
	MB 320-94417/1-A		LB	320-16238-1	Nitroglycerin	12/7/2015	0.75	0.33	0.75	1.5	U	UG/L
	MB 320-94417/1-A		LB	320-16238-1	PETN	12/7/2015	0.75	0.3	0.75	1.5	U	UG/L
	MB 320-94417/1-A		LB	320-16238-1	RDX	12/7/2015	0.1	0.036	0.1	0.15	U	UG/L
	MB 320-94417/1-A		LB	320-16238-1	Tetryl	12/7/2015	0.1	0.05	0.1	0.15	U	UG/L
	MB 320-94582/1-A		LB	320-16272-1	1,3,5-Trinitrobenzene	12/7/2015	0.1	0.031	0.1	0.15	U	UG/L
	MB 320-94582/1-A		LB	320-16272-1	1,3-Dinitrobenzene	12/7/2015	0.1	0.05	0.1	0.15	U	UG/L
	MB 320-94582/1-A		LB	320-16272-1	2,4,6-Trinitrotoluene	12/7/2015	0.1	0.05	0.1	0.15	U	UG/L

Table 5. Trip and Method Blank Data Summary for Groundwater Samples for the Open Detonation Unit, Kirtland Air Force Base, December 2015

Method	Blank ID	Matrix	Blank Type*	SDG	Analyte	Analysis Date	Result	DL	LOD	LOQ	Flag	Units
SW8330B												
	MB 320-94582/1-A	WATER	LB	320-16272-1	2,4-Dinitrotoluene	12/7/2015	0.1	0.05	0.1	0.13	U	UG/L
	MB 320-94582/1-A		LB	320-16272-1	2,6-Dinitrotoluene	12/7/2015	0.1	0.05	0.1	0.13	U	UG/L
	MB 320-94582/1-A		LB	320-16272-1	2-Amino-4,6-dinitrotoluene	12/7/2015	0.1	0.03	0.1	0.15	U	UG/L
	MB 320-94582/1-A		LB	320-16272-1	2-Nitrotoluene	12/7/2015	0.2	0.088	0.2	0.5	U	UG/L
	MB 320-94582/1-A		LB	320-16272-1	3-Nitrotoluene	12/7/2015	0.2	0.057	0.2	0.5	U	UG/L
	MB 320-94582/1-A		LB	320-16272-1	4-Amino-2,6-dinitrotoluene	12/7/2015	0.1	0.05	0.1	0.15	U	UG/L
	MB 320-94582/1-A		LB	320-16272-1	4-Nitrotoluene	12/7/2015	0.2	0.088	0.2	0.5	U	UG/L
	MB 320-94582/1-A		LB	320-16272-1	HMX	12/7/2015	0.1	0.036	0.1	0.15	U	UG/L
	MB 320-94582/1-A		LB	320-16272-1	Nitrobenzene	12/7/2015	0.1	0.05	0.1	0.15	U	UG/L
	MB 320-94582/1-A		LB	320-16272-1	Nitroglycerin	12/7/2015	0.75	0.33	0.75	1.5	U	UG/L
	MB 320-94582/1-A		LB	320-16272-1	PETN	12/7/2015	0.75	0.3	0.75	1.5	U	UG/L
	MB 320-94582/1-A		LB	320-16272-1	RDX	12/7/2015	0.1	0.036	0.1	0.15	U	UG/L
	MB 320-94582/1-A		LB	320-16272-1	Tetryl	12/7/2015	0.1	0.05	0.1	0.15	U	UG/L
	OT29-EB01-02122015		EB	320-16272-1	1,3,5-Trinitrobenzene	12/8/2015	0.1	0.031	0.1	0.15	U	UG/L
	OT29-EB01-02122015		EB	320-16272-1	1,3-Dinitrobenzene	12/8/2015	0.1	0.05	0.1	0.15	U	UG/L
	OT29-EB01-02122015		EB	320-16272-1	2,4,6-Trinitrotoluene	12/8/2015	0.1	0.05	0.1	0.15	U	UG/L
	OT29-EB01-02122015		EB	320-16272-1	2,4-Dinitrotoluene	12/8/2015	0.1	0.05	0.1	0.13	U	UG/L
	OT29-EB01-02122015		EB	320-16272-1	2,6-Dinitrotoluene	12/8/2015	0.1	0.05	0.1	0.13	U	UG/L
	OT29-EB01-02122015		EB	320-16272-1	2-Amino-4,6-dinitrotoluene	12/8/2015	0.1	0.03	0.1	0.15	U	UG/L
	OT29-EB01-02122015		EB	320-16272-1	2-Nitrotoluene	12/8/2015	0.2	0.088	0.2	0.5	U	UG/L
	OT29-EB01-02122015		EB	320-16272-1	3-Nitrotoluene	12/8/2015	0.2	0.057	0.2	0.5	U	UG/L
	OT29-EB01-02122015		EB	320-16272-1	4-Amino-2,6-dinitrotoluene	12/8/2015	0.1	0.05	0.1	0.15	U	UG/L
	OT29-EB01-02122015		EB	320-16272-1	4-Nitrotoluene	12/8/2015	0.2	0.088	0.2	0.5	U	UG/L
	OT29-EB01-02122015		EB	320-16272-1	HMX	12/8/2015	0.1	0.036	0.1	0.15	U	UG/L
	OT29-EB01-02122015		EB	320-16272-1	Nitrobenzene	12/8/2015	0.1	0.05	0.1	0.15	U	UG/L
	OT29-EB01-02122015		EB	320-16272-1	Nitroglycerin	12/8/2015	0.39	0.33	0.75	1.5	J	UG/L
	OT29-EB01-02122015		EB	320-16272-1	PETN	12/8/2015	0.75	0.3	0.75	1.5	U	UG/L
	OT29-EB01-02122015		EB	320-16272-1	RDX	12/8/2015	0.27	0.036	0.1	0.15	J	UG/L
	OT29-EB01-02122015		EB	320-16272-1	Tetryl	12/8/2015	0.1	0.05	0.1	0.15	U	UG/L
SW9034												
	MB 280-306762/2-A	WATER	LB	320-16272-1	Sulfide	12/7/2015	1.9	0.79	1.9	4	U	MG/L
	MB 280-306981/6-A		LB	320-16238-1	Sulfide	12/8/2015	1.9	0.79	1.9	4	U	MG/L
	OT29-EB01-02122015		EB	320-16272-1	Sulfide	12/7/2015	1.9	0.79	1.9	4	U	MG/L

Table 5. Trip and Method Blank Data Summary for Groundwater Samples for the Open Detonation Unit, Kirtland Air Force Base, December 2015

Method	Blank ID	Matrix	Blank Type*	SDG	Analyte	Analysis Date	Result	DL	LOD	LOQ	Flag	Units
SW9056												
	MB 320-94587/3	WATER	LB	320-16238-1	Nitrate as N	12/2/2015	0.03	0.022	0.03	0.05	U	MG/L
	MB 320-94587/3		LB	320-16238-1	Nitrite as N	12/2/2015	0.03	0.016	0.03	0.05	U	MG/L
	MB 320-94588/3		LB	320-16238-1	Bromide	12/2/2015	0.2	0.088	0.2	0.5	U	MG/L
	MB 320-94588/3		LB	320-16238-1	Fluoride	12/2/2015	0.2	0.059	0.2	0.5	U	MG/L
	MB 320-94588/3		LB	320-16238-1	Sulfate	12/2/2015	0.15	0.049	0.15	1	U	MG/L
	MB 320-94955/3		LB	320-16272-1	Nitrate as N	12/3/2015	0.03	0.022	0.03	0.05	U	MG/L
	MB 320-94955/3		LB	320-16272-1	Nitrite as N	12/3/2015	0.03	0.016	0.03	0.05	U	MG/L
	MB 320-94956/3		LB	320-16272-1	Bromide	12/3/2015	0.2	0.088	0.2	0.5	U	MG/L
	MB 320-94956/3		LB	320-16272-1	Chloride	12/3/2015	0.1	0.037	0.1	1	U	MG/L
	MB 320-94956/3		LB	320-16272-1	Fluoride	12/3/2015	0.2	0.059	0.2	0.5	U	MG/L
	MB 320-94956/3		LB	320-16272-1	Sulfate	12/3/2015	0.15	0.049	0.15	1	U	MG/L
	MB 320-95111/3		LB	320-16238-1	Bromide	12/8/2015	0.2	0.088	0.2	0.5	U	MG/L
	MB 320-95111/3		LB	320-16238-1	Chloride	12/8/2015	0.1	0.037	0.1	1	U	MG/L
	MB 320-95111/3		LB	320-16238-1	Fluoride	12/8/2015	0.2	0.059	0.2	0.5	U	MG/L
	MB 320-95111/3		LB	320-16238-1	Sulfate	12/8/2015	0.15	0.049	0.15	1	U	MG/L
	MB 320-95584/6		LB	320-16272-1	Chloride	12/4/2015	0.1	0.037	0.1	1	U	MG/L
	OT29-EB01-02122015		EB	320-16272-1	Bromide	12/3/2015	0.2	0.088	0.2	0.5	U	MG/L
	OT29-EB01-02122015		EB	320-16272-1	Chloride	12/3/2015	0.48	0.037	0.1	1	J	MG/L
	OT29-EB01-02122015		EB	320-16272-1	Fluoride	12/3/2015	0.074	0.059	0.2	0.5	J M	MG/L
	OT29-EB01-02122015		EB	320-16272-1	Nitrate as N	12/3/2015	0.025	0.022	0.03	0.05	J	MG/L
	OT29-EB01-02122015		EB	320-16272-1	Nitrite as N	12/3/2015	0.03	0.016	0.03	0.05	U	MG/L
	OT29-EB01-02122015		EB	320-16272-1	Sulfate	12/3/2015	0.17	0.049	0.15	1	J M	MG/L
SW9060												
	MB 280-306951/35	WATER	LB	320-16272-1	Total Organic Carbon - Duplicates	12/7/2015	0.174	0.16	0.5	1	J	MG/L
	MB 280-307446/35		LB	320-16238-1	Total Organic Carbon - Duplicates	12/10/2015	0.168	0.16	0.5	1	J	MG/L
	MB 280-307446/4		LB	320-16238-1	Total Organic Carbon - Duplicates	12/10/2015	0.5	0.16	0.5	1	U	MG/L
	OT29-EB01-02122015		EB	320-16272-1	Total Organic Carbon - Duplicates	12/8/2015	0.94	0.16	0.5	1	J	MG/L

Table 5. Trip and Method Blank Data Summary for Groundwater Samples for the Open Detonation Unit, Kirtland Air Force Base, December 2015

Method	Blank ID	Matrix	Blank Type*	SDG	Analyte	Analysis Date	Result	DL	LOD	LOQ	Flag	Units

*** Blank Type**

LB = Method Blank
TB = Trip Blank

Qualifier Description
U = The analyte was analyzed for, but not detected. The associated numerical value is at or below the Limit of Detection (LOD).
J = The analyte was positively identified but the associated numerical value is below the Limit of Quantitation (LOQ).

Table 6. Laboratory Control Samples Data Summary for Groundwater Samples for the Open Detonation Unit, Kirtland Air Force Base, December 2015

Method	LabSample ID	Matrix	SDG	Analyte	% Recovery	Lower Control Limit	Upper Control Limit
A2320							
	LCS 320-94661/5	WATER	320-16238-1	Alkalinity	99	90	110
	LCS 320-94972/6		320-16272-1	Alkalinity	98	90	110
E350.1							
	LCS 280-307743/18	WATER	320-16238-1	Ammonia as N	101	90	110
	LCS 280-307743/18		320-16272-1	Ammonia as N	101	90	110
	LCSD 280-307743/19		320-16238-1	Ammonia as N	102	90	110
	LCSD 280-307743/19		320-16272-1	Ammonia as N	102	90	110
EPA 7580							
	479453	WATER	1533756	White Phosphorus	84	62	129
SM2540C							
	LCS 320-94353/2	WATER	320-16238-1	Total Dissolved Solids	96	90	110
	LCS 320-94554/2		320-16272-1	Total Dissolved Solids	98	90	110
	LCS 320-95964/2		320-16272-1	Total Dissolved Solids	94	90	110
SW6010B							
	LCS 320-94715/2-A	WATER	320-16238-1	Boron	106	80	120
	LCS 320-94715/2-A		320-16272-1	Boron	106	80	120
	LCS 320-94715/2-A		320-16238-1	Calcium	102	80	120
	LCS 320-94715/2-A		320-16272-1	Calcium	102	80	120
	LCS 320-94715/2-A		320-16272-1	Iron	102	80	120
	LCS 320-94715/2-A		320-16238-1	Iron	102	80	120
	LCS 320-94715/2-A		320-16272-1	Magnesium	101	80	120
	LCS 320-94715/2-A		320-16238-1	Magnesium	101	80	120
	LCS 320-94715/2-A		320-16238-1	Sodium	99	80	120
	LCS 320-94715/2-A		320-16272-1	Sodium	99	80	120
SW6020							
	LCS 320-94666/2-A	WATER	320-16238-1	Antimony	95	80	120
	LCS 320-94666/2-A		320-16238-1	Arsenic	94	80	120
	LCS 320-94666/2-A		320-16238-1	Barium	93	80	120
	LCS 320-94666/2-A		320-16238-1	Beryllium	95	80	120
	LCS 320-94666/2-A		320-16238-1	Cadmium	93	80	120
	LCS 320-94666/2-A		320-16238-1	Chromium	95	80	120
	LCS 320-94666/2-A		320-16238-1	Cobalt	95	80	120
	LCS 320-94666/2-A		320-16238-1	Copper	95	80	120
	LCS 320-94666/2-A		320-16238-1	Lead	92	80	120
	LCS 320-94666/2-A		320-16238-1	Lithium	98	80	120
	LCS 320-94666/2-A		320-16238-1	Manganese	96	80	120
	LCS 320-94666/2-A		320-16238-1	Molybdenum	95	80	120
	LCS 320-94666/2-A		320-16238-1	Nickel	95	80	120
	LCS 320-94666/2-A		320-16238-1	Potassium	93	80	120
	LCS 320-94666/2-A		320-16238-1	Selenium	101	80	120
	LCS 320-94666/2-A		320-16238-1	Silver	93	80	120
	LCS 320-94666/2-A		320-16238-1	Strontium	95	80	120

Table 6. Laboratory Control Samples Data Summary for Groundwater Samples for the Open Detonation Unit, Kirtland Air Force Base, December 2015

Method	LabSample ID	Matrix	SDG	Analyte	% Recovery	Lower Control Limit	Upper Control Limit
SW6020							
	LCS 320-94666/2-A	WATER	320-16238-1	Thallium	92	80	120
	LCS 320-94666/2-A		320-16238-1	Tin	95	80	120
	LCS 320-94666/2-A		320-16238-1	Vanadium	95	80	120
	LCS 320-94666/2-A		320-16238-1	Zinc	95	80	120
	LCS 320-94718/2-A		320-16272-1	Antimony	98	80	120
	LCS 320-94718/2-A		320-16272-1	Arsenic	104	80	120
	LCS 320-94718/2-A		320-16272-1	Barium	97	80	120
	LCS 320-94718/2-A		320-16272-1	Beryllium	98	80	120
	LCS 320-94718/2-A		320-16272-1	Cadmium	97	80	120
	LCS 320-94718/2-A		320-16272-1	Chromium	95	80	120
	LCS 320-94718/2-A		320-16272-1	Cobalt	95	80	120
	LCS 320-94718/2-A		320-16272-1	Copper	95	80	120
	LCS 320-94718/2-A		320-16272-1	Lead	97	80	120
	LCS 320-94718/2-A		320-16272-1	Lithium	96	80	120
	LCS 320-94718/2-A		320-16272-1	Manganese	96	80	120
	LCS 320-94718/2-A		320-16272-1	Molybdenum	104	80	120
	LCS 320-94718/2-A		320-16272-1	Nickel	96	80	120
	LCS 320-94718/2-A		320-16272-1	Potassium	95	80	120
	LCS 320-94718/2-A		320-16272-1	Selenium	103	80	120
	LCS 320-94718/2-A		320-16272-1	Silver	95	80	120
	LCS 320-94718/2-A		320-16272-1	Strontium	106	80	120
	LCS 320-94718/2-A		320-16272-1	Thallium	98	80	120
	LCS 320-94718/2-A		320-16272-1	Tin	99	80	120
	LCS 320-94718/2-A		320-16272-1	Vanadium	94	80	120
	LCS 320-94718/2-A		320-16272-1	Zinc	103	80	120
SW6850							
	LCS 320-95151/2-A	WATER	320-16272-1	Perchlorate	98	80	120
	LCS 320-95151/2-A		320-16238-1	Perchlorate	98	80	120
SW7470A							
	LCS 320-94772/12-A	WATER	320-16238-1	Mercury	101	80	120
	LCS 320-95166/12-A		320-16272-1	Mercury	94	80	120
SW8011							
	LCS 680-413530/4-A	WATER	320-16272-1	1,2,3-Trichloropropane	112	70	130
	LCS 680-413530/4-A		320-16238-1	1,2,3-Trichloropropane	112	70	130
	LCS 680-413530/4-A		320-16272-1	1,2-Dibromo-3-Chloropropane	92	70	130
	LCS 680-413530/4-A		320-16238-1	1,2-Dibromo-3-Chloropropane	92	70	130
	LCS 680-413530/4-A		320-16272-1	1,2-Dibromoethane (EDB)	87	70	130
	LCS 680-413530/4-A		320-16238-1	1,2-Dibromoethane (EDB)	87	70	130
SW8260B							
	LCS 280-307415/4	WATER	320-16238-1	1,1,1-Trichloroethane	107	65	130
	LCS 280-307415/4		320-16238-1	1,1,2,2-Tetrachloroethane	104	65	130
	LCS 280-307415/4		320-16238-1	1,1,2-Trichloro-1,2,2-trifluoroet	88	64	125

Table 6. Laboratory Control Samples Data Summary for Groundwater Samples for the Open Detonation Unit, Kirtland Air Force Base, December 2015

Method	LabSample ID	Matrix	SDG	Analyte	% Recovery	Lower Control Limit	Upper Control Limit
SW8260B							
	LCS 280-307415/4	WATER	320-16238-1	1,1,2-Trichloroethane	96	70	125
	LCS 280-307415/4		320-16238-1	1,1-Dichloroethane	102	70	135
	LCS 280-307415/4		320-16238-1	1,1-Dichloroethene	92	70	130
	LCS 280-307415/4		320-16238-1	1,2,3-Trichlorobenzene	88	55	140
	LCS 280-307415/4		320-16238-1	1,2,4-Trichlorobenzene	93	65	135
	LCS 280-307415/4		320-16238-1	1,2,4-Trimethylbenzene	103	75	130
	LCS 280-307415/4		320-16238-1	1,2-Dichlorobenzene	94	70	120
	LCS 280-307415/4		320-16238-1	1,2-Dichloroethane	115	70	130
	LCS 280-307415/4		320-16238-1	1,2-Dichloropropane	110	75	125
	LCS 280-307415/4		320-16238-1	1,3,5-Trimethylbenzene	105	75	130
	LCS 280-307415/4		320-16238-1	1,3-Dichlorobenzene	100	75	125
	LCS 280-307415/4		320-16238-1	1,4-Dichlorobenzene	95	75	125
	LCS 280-307415/4		320-16238-1	2-Butanone (MEK)	110	30	150
	LCS 280-307415/4		320-16238-1	2-Hexanone	98	55	130
	LCS 280-307415/4		320-16238-1	4-Methyl-2-pentanone (MIBK)	108	60	135
	LCS 280-307415/4		320-16238-1	Acetone	93	40	140
	LCS 280-307415/4		320-16238-1	Benzene	102	80	120
	LCS 280-307415/4		320-16238-1	Bromochloromethane	99	65	130
	LCS 280-307415/4		320-16238-1	Bromodichloromethane	102	65	130
	LCS 280-307415/4		320-16238-1	Bromoform	92	70	120
	LCS 280-307415/4		320-16238-1	Bromomethane	92	30	145
	LCS 280-307415/4		320-16238-1	Carbon disulfide	97	35	160
	LCS 280-307415/4		320-16238-1	Carbon tetrachloride	110	65	140
	LCS 280-307415/4		320-16238-1	Chlorobenzene	100	80	120
	LCS 280-307415/4		320-16238-1	Chloroethane	101	60	135
	LCS 280-307415/4		320-16238-1	Chloroform	106	65	135
	LCS 280-307415/4		320-16238-1	Chloromethane	101	40	125
	LCS 280-307415/4		320-16238-1	cis-1,2-Dichloroethene	99	70	125
	LCS 280-307415/4		320-16238-1	cis-1,3-Dichloropropene	107	70	130
	LCS 280-307415/4		320-16238-1	Cyclohexane	107	65	121
	LCS 280-307415/4		320-16238-1	Dibromochloromethane	98	60	135
	LCS 280-307415/4		320-16238-1	Dichlorodifluoromethane	97	30	155
	LCS 280-307415/4		320-16238-1	Ethylbenzene	98	75	125
	LCS 280-307415/4		320-16238-1	Isopropylbenzene	107	75	125
	LCS 280-307415/4		320-16238-1	Methyl Acetate	104	56	144
	LCS 280-307415/4		320-16238-1	Methyl cyclohexane	113	67	124
	LCS 280-307415/4		320-16238-1	Methyl tert-butyl ether	95	71	125
	LCS 280-307415/4		320-16238-1	Methylene Chloride	89	55	140
	LCS 280-307415/4		320-16238-1	m-Xylene & p-Xylene	100	75	130
	LCS 280-307415/4		320-16238-1	Naphthalene	100	55	140
	LCS 280-307415/4		320-16238-1	o-Xylene	98	80	120
	LCS 280-307415/4		320-16238-1	Styrene	94	65	135

Table 6. Laboratory Control Samples Data Summary for Groundwater Samples for the Open Detonation Unit, Kirtland Air Force Base, December 2015

Method	LabSample ID	Matrix	SDG	Analyte	% Recovery	Lower Control Limit	Upper Control Limit
SW8260B							
	LCS 280-307415/4	WATER	320-16238-1	Tetrachloroethene	96	45	150
	LCS 280-307415/4		320-16238-1	Toluene	101	75	120
	LCS 280-307415/4		320-16238-1	trans-1,2-Dichloroethene	97	60	140
	LCS 280-307415/4		320-16238-1	trans-1,3-Dichloropropene	119	55	140
	LCS 280-307415/4		320-16238-1	Trichloroethene	100	70	125
	LCS 280-307415/4		320-16238-1	Trichlorofluoromethane	101	60	145
	LCS 280-307415/4		320-16238-1	Vinyl chloride	106	50	136
	LCS 280-307745/4		320-16272-1	1,1,1-Trichloroethane	100	65	130
	LCS 280-307745/4		320-16272-1	1,1,2,2-Tetrachloroethane	89	65	130
	LCS 280-307745/4		320-16272-1	1,1,2-Trichloro-1,2,2-trifluoroet	98	64	125
	LCS 280-307745/4		320-16272-1	1,1,2-Trichloroethane	89	70	125
	LCS 280-307745/4		320-16272-1	1,1-Dichloroethane	99	70	135
	LCS 280-307745/4		320-16272-1	1,1-Dichloroethene	98	70	130
	LCS 280-307745/4		320-16272-1	1,2,3-Trichlorobenzene	84	55	140
	LCS 280-307745/4		320-16272-1	1,2,4-Trichlorobenzene	87	65	135
	LCS 280-307745/4		320-16272-1	1,2,4-Trimethylbenzene	97	75	130
	LCS 280-307745/4		320-16272-1	1,2-Dichlorobenzene	92	70	120
	LCS 280-307745/4		320-16272-1	1,2-Dichloroethane	91	70	130
	LCS 280-307745/4		320-16272-1	1,2-Dichloropropane	94	75	125
	LCS 280-307745/4		320-16272-1	1,3,5-Trimethylbenzene	100	75	130
	LCS 280-307745/4		320-16272-1	1,3-Dichlorobenzene	92	75	125
	LCS 280-307745/4		320-16272-1	1,4-Dichlorobenzene	95	75	125
	LCS 280-307745/4		320-16272-1	2-Butanone (MEK)	99	30	150
	LCS 280-307745/4		320-16272-1	2-Hexanone	85	55	130
	LCS 280-307745/4		320-16272-1	4-Methyl-2-pentanone (MIBK)	95	60	135
	LCS 280-307745/4		320-16272-1	Acetone	110	40	140
	LCS 280-307745/4		320-16272-1	Benzene	99	80	120
	LCS 280-307745/4		320-16272-1	Bromochloromethane	88	65	130
	LCS 280-307745/4		320-16272-1	Bromodichloromethane	90	65	130
	LCS 280-307745/4		320-16272-1	Bromoform	79	70	120
	LCS 280-307745/4		320-16272-1	Bromomethane	92	30	145
	LCS 280-307745/4		320-16272-1	Carbon disulfide	96	35	160
	LCS 280-307745/4		320-16272-1	Carbon tetrachloride	103	65	140
	LCS 280-307745/4		320-16272-1	Chlorobenzene	94	80	120
	LCS 280-307745/4		320-16272-1	Chloroethane	91	60	135
	LCS 280-307745/4		320-16272-1	Chloroform	95	65	135
	LCS 280-307745/4		320-16272-1	Chloromethane	96	40	125
	LCS 280-307745/4		320-16272-1	cis-1,2-Dichloroethene	95	70	125
	LCS 280-307745/4		320-16272-1	cis-1,3-Dichloropropene	94	70	130
	LCS 280-307745/4		320-16272-1	Cyclohexane	105	65	121
	LCS 280-307745/4		320-16272-1	Dibromochloromethane	81	60	135
	LCS 280-307745/4		320-16272-1	Dichlorodifluoromethane	101	30	155

Table 6. Laboratory Control Samples Data Summary for Groundwater Samples for the Open Detonation Unit, Kirtland Air Force Base, December 2015

Method	LabSample ID	Matrix	SDG	Analyte	% Recovery	Lower Control Limit	Upper Control Limit
SW8260B							
	LCS 280-307745/4	WATER	320-16272-1	Ethylbenzene	97	75	125
	LCS 280-307745/4		320-16272-1	Isopropylbenzene	104	75	125
	LCS 280-307745/4		320-16272-1	Methyl Acetate	90	56	144
	LCS 280-307745/4		320-16272-1	Methyl cyclohexane	107	67	124
	LCS 280-307745/4		320-16272-1	Methyl tert-butyl ether	89	71	125
	LCS 280-307745/4		320-16272-1	Methylene Chloride	106	55	140
	LCS 280-307745/4		320-16272-1	m-Xylene & p-Xylene	98	75	130
	LCS 280-307745/4		320-16272-1	Naphthalene	69	55	140
	LCS 280-307745/4		320-16272-1	o-Xylene	96	80	120
	LCS 280-307745/4		320-16272-1	Styrene	70	65	135
	LCS 280-307745/4		320-16272-1	Tetrachloroethene	103	45	150
	LCS 280-307745/4		320-16272-1	Toluene	100	75	120
	LCS 280-307745/4		320-16272-1	trans-1,2-Dichloroethene	101	60	140
	LCS 280-307745/4		320-16272-1	trans-1,3-Dichloropropene	95	55	140
	LCS 280-307745/4		320-16272-1	Trichloroethene	101	70	125
	LCS 280-307745/4		320-16272-1	Trichlorofluoromethane	100	60	145
	LCS 280-307745/4		320-16272-1	Vinyl chloride	98	50	136
SW8270							
	LCS 320-94822/2-A	WATER	320-16238-1	1,2,4,5-Tetrachlorobenzene	84	41	103
	LCS 320-94822/2-A		320-16238-1	2,4,5-Trichlorophenol	98	50	110
	LCS 320-94822/2-A		320-16238-1	2,4,6-Trichlorophenol	99	50	115
	LCS 320-94822/2-A		320-16238-1	2,4-Dichlorophenol	97	50	105
	LCS 320-94822/2-A		320-16238-1	2,4-Dimethylphenol	94	30	110
	LCS 320-94822/2-A		320-16238-1	2,4-Dinitrotoluene	101	50	120
	LCS 320-94822/2-A		320-16238-1	2,6-Dichlorophenol	93	70	130
	LCS 320-94822/2-A		320-16238-1	2,6-Dinitrotoluene	100	50	115
	LCS 320-94822/2-A		320-16238-1	2-Chloronaphthalene	86	50	105
	LCS 320-94822/2-A		320-16238-1	2-Chlorophenol	88	35	105
	LCS 320-94822/2-A		320-16238-1	2-Methylphenol	84	40	110
	LCS 320-94822/2-A		320-16238-1	2-Nitroaniline	97	50	115
	LCS 320-94822/2-A		320-16238-1	2-Nitrophenol	95	40	115
	LCS 320-94822/2-A		320-16238-1	3,3'-Dichlorobenzidine	91	20	110
	LCS 320-94822/2-A		320-16238-1	3-Methylphenol & 4-Methylphe	78	30	110
	LCS 320-94822/2-A		320-16238-1	3-Nitroaniline	76	20	125
	LCS 320-94822/2-A		320-16238-1	4,6-Dinitro-2-methylphenol	103	40	130
	LCS 320-94822/2-A		320-16238-1	4-Bromophenyl phenyl ether	100	50	115
	LCS 320-94822/2-A		320-16238-1	4-Chloro-3-methylphenol	98	45	110
	LCS 320-94822/2-A		320-16238-1	4-Chloroaniline	74	15	110
	LCS 320-94822/2-A		320-16238-1	4-Chlorophenyl phenyl ether	95	50	110
	LCS 320-94822/2-A		320-16238-1	4-Nitroaniline	96	35	120
	LCS 320-94822/2-A		320-16238-1	4-Nitrophenol	55	0	125
	LCS 320-94822/2-A		320-16238-1	Acetophenone	95	70	130

Table 6. Laboratory Control Samples Data Summary for Groundwater Samples for the Open Detonation Unit, Kirtland Air Force Base, December 2015

Method	LabSample ID	Matrix	SDG	Analyte	% Recovery	Lower Control Limit	Upper Control Limit
SW8270							
	LCS 320-94822/2-A	WATER	320-16238-1	Azobenzene	86	55	115
	LCS 320-94822/2-A		320-16238-1	Benzaldehyde	84	70	130
	LCS 320-94822/2-A		320-16238-1	Biphenyl	86	47	101
	LCS 320-94822/2-A		320-16238-1	bis (2-chloroisopropyl) ether	73	25	130
	LCS 320-94822/2-A		320-16238-1	Bis(2-chloroethoxy)methane	91	45	105
	LCS 320-94822/2-A		320-16238-1	Bis(2-chloroethyl)ether	91	35	110
	LCS 320-94822/2-A		320-16238-1	Bis(2-ethylhexyl) phthalate	109	40	125
	LCS 320-94822/2-A		320-16238-1	Butyl benzyl phthalate	105	45	115
	LCS 320-94822/2-A		320-16238-1	Carbazole	91	50	115
	LCS 320-94822/2-A		320-16238-1	Dibenzofuran	88	55	105
	LCS 320-94822/2-A		320-16238-1	Diethyl phthalate	101	40	120
	LCS 320-94822/2-A		320-16238-1	Dimethyl phthalate	98	25	125
	LCS 320-94822/2-A		320-16238-1	Di-n-butyl phthalate	94	55	115
	LCS 320-94822/2-A		320-16238-1	Di-n-octyl phthalate	105	35	135
	LCS 320-94822/2-A		320-16238-1	Hexachlorobenzene	102	50	110
	LCS 320-94822/2-A		320-16238-1	Hexachlorobutadiene	66	25	105
	LCS 320-94822/2-A		320-16238-1	Hexachlorocyclopentadiene	56	37	93
	LCS 320-94822/2-A		320-16238-1	Hexachloroethane	62	30	95
	LCS 320-94822/2-A		320-16238-1	Isophorone	89	50	110
	LCS 320-94822/2-A		320-16238-1	Nitrobenzene	90	45	110
	LCS 320-94822/2-A		320-16238-1	N-Nitrosodimethylamine	65	25	110
	LCS 320-94822/2-A		320-16238-1	N-Nitrosodi-n-propylamine	92	35	130
	LCS 320-94822/2-A		320-16238-1	N-Nitrosodiphenylamine	93	50	110
	LCS 320-94822/2-A		320-16238-1	Pentachlorophenol	103	40	115
	LCS 320-94822/2-A		320-16238-1	Phenol	52	0	115
	LCS 320-94982/2-A		320-16272-1	1,2,4,5-Tetrachlorobenzene	87	41	103
	LCS 320-94982/2-A		320-16272-1	2,4,5-Trichlorophenol	99	50	110
	LCS 320-94982/2-A		320-16272-1	2,4,6-Trichlorophenol	104	50	115
	LCS 320-94982/2-A		320-16272-1	2,4-Dichlorophenol	98	50	105
	LCS 320-94982/2-A		320-16272-1	2,4-Dimethylphenol	95	30	110
	LCS 320-94982/2-A		320-16272-1	2,4-Dinitrotoluene	107	50	120
	LCS 320-94982/2-A		320-16272-1	2,6-Dichlorophenol	95	70	130
	LCS 320-94982/2-A		320-16272-1	2,6-Dinitrotoluene	106	50	115
	LCS 320-94982/2-A		320-16272-1	2-Chloronaphthalene	88	50	105
	LCS 320-94982/2-A		320-16272-1	2-Chlorophenol	89	35	105
	LCS 320-94982/2-A		320-16272-1	2-Methylphenol	86	40	110
	LCS 320-94982/2-A		320-16272-1	2-Nitroaniline	100	50	115
	LCS 320-94982/2-A		320-16272-1	2-Nitrophenol	96	40	115
	LCS 320-94982/2-A		320-16272-1	3,3'-Dichlorobenzidine	100	20	110
	LCS 320-94982/2-A		320-16272-1	3-Methylphenol & 4-Methylphe	80	30	110
	LCS 320-94982/2-A		320-16272-1	3-Nitroaniline	86	20	125
	LCS 320-94982/2-A		320-16272-1	4,6-Dinitro-2-methylphenol	103	40	130

Table 6. Laboratory Control Samples Data Summary for Groundwater Samples for the Open Detonation Unit, Kirtland Air Force Base, December 2015

Method	LabSample ID	Matrix	SDG	Analyte	% Recovery	Lower Control Limit	Upper Control Limit
SW8270							
	LCS 320-94982/2-A	WATER	320-16272-1	4-Bromophenyl phenyl ether	105	50	115
	LCS 320-94982/2-A		320-16272-1	4-Chloro-3-methylphenol	104	45	110
	LCS 320-94982/2-A		320-16272-1	4-Chloroaniline	84	15	110
	LCS 320-94982/2-A		320-16272-1	4-Chlorophenyl phenyl ether	99	50	110
	LCS 320-94982/2-A		320-16272-1	4-Nitroaniline	102	35	120
	LCS 320-94982/2-A		320-16272-1	4-Nitrophenol	56	0	125
	LCS 320-94982/2-A		320-16272-1	Acetophenone	95	70	130
	LCS 320-94982/2-A		320-16272-1	Azobenzene	89	55	115
	LCS 320-94982/2-A		320-16272-1	Benzaldehyde	75	70	130
	LCS 320-94982/2-A		320-16272-1	Biphenyl	88	47	101
	LCS 320-94982/2-A		320-16272-1	bis (2-chloroisopropyl) ether	69	25	130
	LCS 320-94982/2-A		320-16272-1	Bis(2-chloroethoxy)methane	91	45	105
	LCS 320-94982/2-A		320-16272-1	Bis(2-chloroethyl)ether	88	35	110
	LCS 320-94982/2-A		320-16272-1	Bis(2-ethylhexyl) phthalate	113	40	125
	LCS 320-94982/2-A		320-16272-1	Butyl benzyl phthalate	110	45	115
	LCS 320-94982/2-A		320-16272-1	Carbazole	95	50	115
	LCS 320-94982/2-A		320-16272-1	Dibenzofuran	92	55	105
	LCS 320-94982/2-A		320-16272-1	Diethyl phthalate	108	40	120
	LCS 320-94982/2-A		320-16272-1	Dimethyl phthalate	105	25	125
	LCS 320-94982/2-A		320-16272-1	Di-n-butyl phthalate	98	55	115
	LCS 320-94982/2-A		320-16272-1	Di-n-octyl phthalate	108	35	135
	LCS 320-94982/2-A		320-16272-1	Hexachlorobenzene	105	50	110
	LCS 320-94982/2-A		320-16272-1	Hexachlorobutadiene	62	25	105
	LCS 320-94982/2-A		320-16272-1	Hexachlorocyclopentadiene	62	37	93
	LCS 320-94982/2-A		320-16272-1	Hexachloroethane	56	30	95
	LCS 320-94982/2-A		320-16272-1	Isophorone	90	50	110
	LCS 320-94982/2-A		320-16272-1	Nitrobenzene	88	45	110
	LCS 320-94982/2-A		320-16272-1	N-Nitrosodimethylamine	64	25	110
	LCS 320-94982/2-A		320-16272-1	N-Nitrosodi-n-propylamine	95	35	130
	LCS 320-94982/2-A		320-16272-1	N-Nitrosodiphenylamine	97	50	110
	LCS 320-94982/2-A		320-16272-1	Pentachlorophenol	96	40	115
	LCS 320-94982/2-A		320-16272-1	Phenol	52	0	115
SW8270SIM							
	LCS 320-94545/2-A	WATER	320-16238-1	1-Methylnaphthalene	68	38	107
	LCS 320-94545/2-A		320-16238-1	2-Methylnaphthalene	68	45	105
	LCS 320-94545/2-A		320-16238-1	Acenaphthene	73	45	110
	LCS 320-94545/2-A		320-16238-1	Acenaphthylene	74	50	105
	LCS 320-94545/2-A		320-16238-1	Anthracene	77	55	110
	LCS 320-94545/2-A		320-16238-1	Benzo[a]anthracene	84	55	110
	LCS 320-94545/2-A		320-16238-1	Benzo[a]pyrene	80	55	110
	LCS 320-94545/2-A		320-16238-1	Benzo[b]fluoranthene	86	45	120
	LCS 320-94545/2-A		320-16238-1	Benzo[g,h,i]perylene	77	40	125

Table 6. Laboratory Control Samples Data Summary for Groundwater Samples for the Open Detonation Unit, Kirtland Air Force Base, December 2015

Method	LabSample ID	Matrix	SDG	Analyte	% Recovery	Lower Control Limit	Upper Control Limit
SW8270SIM							
	LCS 320-94545/2-A	WATER	320-16238-1	Benzo[k]fluoranthene	80	45	125
	LCS 320-94545/2-A		320-16238-1	Chrysene	81	55	110
	LCS 320-94545/2-A		320-16238-1	Dibenz(a,h)anthracene	77	40	125
	LCS 320-94545/2-A		320-16238-1	Fluoranthene	81	55	115
	LCS 320-94545/2-A		320-16238-1	Fluorene	76	50	110
	LCS 320-94545/2-A		320-16238-1	Indeno[1,2,3-cd]pyrene	81	45	125
	LCS 320-94545/2-A		320-16238-1	Naphthalene	68	40	100
	LCS 320-94545/2-A		320-16238-1	Phenanthrene	79	50	115
	LCS 320-94545/2-A		320-16238-1	Pyrene	81	50	130
	LCS 320-94677/2-A		320-16238-1	1,4-Dioxane	30	12	52
	LCS 320-94988/2-A		320-16272-1	1-Methylnaphthalene	76	38	107
	LCS 320-94988/2-A		320-16272-1	2-Methylnaphthalene	76	45	105
	LCS 320-94988/2-A		320-16272-1	Acenaphthene	78	45	110
	LCS 320-94988/2-A		320-16272-1	Acenaphthylene	79	50	105
	LCS 320-94988/2-A		320-16272-1	Anthracene	78	55	110
	LCS 320-94988/2-A		320-16272-1	Benzo[a]anthracene	89	55	110
	LCS 320-94988/2-A		320-16272-1	Benzo[a]pyrene	86	55	110
	LCS 320-94988/2-A		320-16272-1	Benzo[b]fluoranthene	90	45	120
	LCS 320-94988/2-A		320-16272-1	Benzo[g,h,i]perylene	77	40	125
	LCS 320-94988/2-A		320-16272-1	Benzo[k]fluoranthene	83	45	125
	LCS 320-94988/2-A		320-16272-1	Chrysene	84	55	110
	LCS 320-94988/2-A		320-16272-1	Dibenz(a,h)anthracene	75	40	125
	LCS 320-94988/2-A		320-16272-1	Fluoranthene	84	55	115
	LCS 320-94988/2-A		320-16272-1	Fluorene	80	50	110
	LCS 320-94988/2-A		320-16272-1	Indeno[1,2,3-cd]pyrene	90	45	125
	LCS 320-94988/2-A		320-16272-1	Naphthalene	76	40	100
	LCS 320-94988/2-A		320-16272-1	Phenanthrene	81	50	115
	LCS 320-94988/2-A		320-16272-1	Pyrene	84	50	130
	LCS 320-95058/2-A		320-16272-1	1,4-Dioxane	35	12	52
	LCSD 320-94677/3-A		320-16238-1	1,4-Dioxane	31	12	52
	LCSD 320-95058/3-A		320-16272-1	1,4-Dioxane	38	12	52
SW8290							
	LCS 320-94648/2-A	WATER	320-16238-2	1,2,3,4,6,7,8-HpCDD	101	81	132
	LCS 320-94648/2-A		320-16272-2	1,2,3,4,6,7,8-HpCDD	101	81	132
	LCS 320-94648/2-A		320-16238-2	1,2,3,4,6,7,8-HpCDF	100	81	135
	LCS 320-94648/2-A		320-16272-2	1,2,3,4,6,7,8-HpCDF	100	81	135
	LCS 320-94648/2-A		320-16238-2	1,2,3,4,7,8,9-HpCDF	112	72	140
	LCS 320-94648/2-A		320-16272-2	1,2,3,4,7,8,9-HpCDF	112	72	140
	LCS 320-94648/2-A		320-16238-2	1,2,3,4,7,8-HxCDD	109	65	144
	LCS 320-94648/2-A		320-16272-2	1,2,3,4,7,8-HxCDD	109	65	144
	LCS 320-94648/2-A		320-16238-2	1,2,3,4,7,8-HxCDF	110	86	126
	LCS 320-94648/2-A		320-16272-2	1,2,3,4,7,8-HxCDF	110	86	126

Table 6. Laboratory Control Samples Data Summary for Groundwater Samples for the Open Detonation Unit, Kirtland Air Force Base, December 2015

Method	LabSample ID	Matrix	SDG	Analyte	% Recovery	Lower Control Limit	Upper Control Limit
SW8290							
	LCS 320-94648/2-A	WATER	320-16238-2	1,2,3,6,7,8-HxCDD	107	78	137
	LCS 320-94648/2-A		320-16272-2	1,2,3,6,7,8-HxCDD	107	78	137
	LCS 320-94648/2-A		320-16238-2	1,2,3,6,7,8-HxCDF	109	79	137
	LCS 320-94648/2-A		320-16272-2	1,2,3,6,7,8-HxCDF	109	79	137
	LCS 320-94648/2-A		320-16238-2	1,2,3,7,8,9-HxCDD	104	74	142
	LCS 320-94648/2-A		320-16272-2	1,2,3,7,8,9-HxCDD	104	74	142
	LCS 320-94648/2-A		320-16238-2	1,2,3,7,8,9-HxCDF	113	72	145
	LCS 320-94648/2-A		320-16272-2	1,2,3,7,8,9-HxCDF	113	72	145
	LCS 320-94648/2-A		320-16238-2	1,2,3,7,8-PeCDD	111	79	125
	LCS 320-94648/2-A		320-16272-2	1,2,3,7,8-PeCDD	111	79	125
	LCS 320-94648/2-A		320-16238-2	1,2,3,7,8-PeCDF	112	79	137
	LCS 320-94648/2-A		320-16272-2	1,2,3,7,8-PeCDF	112	79	137
	LCS 320-94648/2-A		320-16238-2	2,3,4,6,7,8-HxCDF	116	80	138
	LCS 320-94648/2-A		320-16272-2	2,3,4,6,7,8-HxCDF	116	80	138
	LCS 320-94648/2-A		320-16238-2	2,3,4,7,8-PeCDF	110	76	137
	LCS 320-94648/2-A		320-16272-2	2,3,4,7,8-PeCDF	110	76	137
	LCS 320-94648/2-A		320-16272-2	2,3,7,8-TCDD	112	72	144
	LCS 320-94648/2-A		320-16238-2	2,3,7,8-TCDD	112	72	144
	LCS 320-94648/2-A		320-16272-2	2,3,7,8-TCDF	111	73	150
	LCS 320-94648/2-A		320-16238-2	2,3,7,8-TCDF	111	73	150
	LCS 320-94648/2-A		320-16238-2	OCDD	94	80	129
	LCS 320-94648/2-A		320-16272-2	OCDD	94	80	129
	LCS 320-94648/2-A		320-16238-2	OCDF	93	65	145
	LCS 320-94648/2-A		320-16272-2	OCDF	93	65	145
SW8330B							
	LCS 320-94417/2-A	WATER	320-16238-1	1,3,5-Trinitrobenzene	110	65	140
	LCS 320-94417/2-A		320-16238-1	1,3-Dinitrobenzene	114	45	160
	LCS 320-94417/2-A		320-16238-1	2,4,6-Trinitrotoluene	102	50	145
	LCS 320-94417/2-A		320-16238-1	2,4-Dinitrotoluene	107	60	135
	LCS 320-94417/2-A		320-16238-1	2,6-Dinitrotoluene	108	60	135
	LCS 320-94417/2-A		320-16238-1	2-Amino-4,6-dinitrotoluene	109	50	155
	LCS 320-94417/2-A		320-16238-1	2-Nitrotoluene	101	45	135
	LCS 320-94417/2-A		320-16238-1	3-Nitrotoluene	104	50	130
	LCS 320-94417/2-A		320-16238-1	4-Amino-2,6-dinitrotoluene	112	55	155
	LCS 320-94417/2-A		320-16238-1	4-Nitrotoluene	102	50	130
	LCS 320-94417/2-A		320-16238-1	**HMX**	**116**	**80**	**115**
	LCS 320-94417/2-A		320-16238-1	Nitrobenzene	113	50	140
	LCS 320-94417/2-A		320-16238-1	Nitroglycerin	109	85	115
	LCS 320-94417/2-A		320-16238-1	PETN	111	81	117
	LCS 320-94417/2-A		320-16238-1	RDX	120	50	160
	LCS 320-94417/2-A		320-16238-1	Tetryl	99	20	175
	LCS 320-94582/2-A		320-16272-1	1,3,5-Trinitrobenzene	109	65	140

Table 6. Laboratory Control Samples Data Summary for Groundwater Samples for the Open Detonation Unit, Kirtland Air Force Base, December 2015

Method	LabSample ID	Matrix	SDG	Analyte	% Recovery	Lower Control Limit	Upper Control Limit
SW8330B							
	LCS 320-94582/2-A	WATER	320-16272-1	1,3-Dinitrobenzene	113	45	160
	LCS 320-94582/2-A		320-16272-1	2,4,6-Trinitrotoluene	100	50	145
	LCS 320-94582/2-A		320-16272-1	2,4-Dinitrotoluene	105	60	135
	LCS 320-94582/2-A		320-16272-1	2,6-Dinitrotoluene	106	60	135
	LCS 320-94582/2-A		320-16272-1	2-Amino-4,6-dinitrotoluene	107	50	155
	LCS 320-94582/2-A		320-16272-1	2-Nitrotoluene	98	45	135
	LCS 320-94582/2-A		320-16272-1	3-Nitrotoluene	101	50	130
	LCS 320-94582/2-A		320-16272-1	4-Amino-2,6-dinitrotoluene	110	55	155
	LCS 320-94582/2-A		320-16272-1	4-Nitrotoluene	102	50	130
	LCS 320-94582/2-A		320-16272-1	HMX	113	80	115
	LCS 320-94582/2-A		320-16272-1	Nitrobenzene	112	50	140
	LCS 320-94582/2-A		320-16272-1	Nitroglycerin	106	85	115
	LCS 320-94582/2-A		320-16272-1	PETN	107	81	117
	LCS 320-94582/2-A		320-16272-1	RDX	116	50	160
	LCS 320-94582/2-A		320-16272-1	Tetryl	97	20	175
SW9034							
	LCS 280-306762/1-A	WATER	320-16272-1	**Sulfide**	**84**	**90**	**110**
	LCS 280-306981/5-A		320-16238-1	Sulfide	93	90	110
SW9056							
	LCS 320-94587/4	WATER	320-16238-1	Nitrate as N	95	90	110
	LCS 320-94587/4		320-16238-1	Nitrite as N	101	90	110
	LCS 320-94588/4		320-16238-1	Bromide	98	90	110
	LCS 320-94588/4		320-16238-1	Fluoride	99	90	110
	LCS 320-94588/4		320-16238-1	Sulfate	95	90	110
	LCS 320-94955/4		320-16272-1	Nitrate as N	95	90	110
	LCS 320-94955/4		320-16272-1	Nitrite as N	101	90	110
	LCS 320-94956/4		320-16272-1	Bromide	98	90	110
	LCS 320-94956/4		320-16272-1	Chloride	97	90	110
	LCS 320-94956/4		320-16272-1	Fluoride	99	90	110
	LCS 320-94956/4		320-16272-1	Sulfate	95	90	110
	LCS 320-95111/4		320-16238-1	Bromide	98	90	110
	LCS 320-95111/4		320-16238-1	Chloride	96	90	110
	LCS 320-95111/4		320-16238-1	Fluoride	104	90	110
	LCS 320-95111/4		320-16238-1	Sulfate	95	90	110
	LCS 320-95584/7		320-16272-1	Chloride	95	90	110
SW9060							
	LCS 280-306951/34	WATER	320-16272-1	Total Organic Carbon - Duplic	102	90	110
	LCS 280-307446/3		320-16238-1	Total Organic Carbon - Duplic	101	90	110
	LCS 280-307446/34		320-16238-1	Total Organic Carbon - Duplic	104	90	110

Bold formatting indicates recoveries below the lower control limit or above the upper control limit.

Table 7. Matrix Spike and Matrix Spike Duplicate Sample Data Summary for Groundwater Samples for the Open Detonation Unit, Kirtland Air Force Base, December 2015

Method	Sample ID	Matrix	SDG	QA/QC Type	Analyte	Dilution	% Recovery	Lower Control Limit	Upper Control Limit
E350.1									
	OT29-GW-2903-01122015MS	WATER	320-16238-1	MS	Ammonia as N	1	98	90	110
	OT29-GW-2903-01122015MSD	WATER		SD	Ammonia as N	1	99	90	110
EPA 7580									
	OT29-GW-2903-01122015MS	WATER	1533756	MS	White Phosphorus	1	94	62	129
	OT29-GW-2903-01122015MSD	WATER		SD	White Phosphorus	1	101	62	129
SM2540C									
	OT29-EB01-02122015MS	WATER	320-16272-1	MS	Total Dissolved Solids	1	100	90	110
	OT29-EB01-02122015MSD	WATER		SD	Total Dissolved Solids	1	99	90	110
	OT29-GW-2903-01122015MS	WATER	320-16238-1	MS	Total Dissolved Solids	1	94	90	110
	OT29-GW-2903-01122015MSD	WATER		SD	Total Dissolved Solids	1	95	90	110
	OT29-GW-2904-02122015MS	WATER	320-16272-1	MS	Total Dissolved Solids	1	107	90	110
	OT29-GW-2904-02122015MSD	WATER		**SD**	**Total Dissolved Solids**	1	**111**	**90**	**110**
SW6010B									
	OT29-GW-2903-01122015MS	WATER	320-16238-1	MS	Boron	1	113	80	120
	OT29-GW-2903-01122015MS	WATER		**MS**	**Calcium**	1	**26**	**80**	**120**
	OT29-GW-2903-01122015MS	WATER		MS	Iron	1	94	80	120
	OT29-GW-2903-01122015MS	WATER		**MS**	**Magnesium**	1	**71**	**80**	**120**
	OT29-GW-2903-01122015MS	WATER		**MS**	**Sodium**	1	**145**	**80**	**120**
	OT29-GW-2903-01122015MSD	WATER		SD	Boron	1	113	80	120
	OT29-GW-2903-01122015MSD	WATER		**SD**	**Calcium**	1	**24**	**80**	**120**
	OT29-GW-2903-01122015MSD	WATER		SD	Iron	1	93	80	120
	OT29-GW-2903-01122015MSD	WATER		**SD**	**Magnesium**	1	**70**	**80**	**120**
	OT29-GW-2903-01122015MSD	WATER		**SD**	**Sodium**	1	**142**	**80**	**120**
SW6020									
	OT29-GW-2903-01122015MS	WATER	320-16238-1	MS	Antimony	1	98	80	120
	OT29-GW-2903-01122015MS	WATER		MS	Arsenic	1	99	80	120
	OT29-GW-2903-01122015MS	WATER		MS	Barium	1	96	80	120
	OT29-GW-2903-01122015MS	WATER		MS	Beryllium	1	94	80	120
	OT29-GW-2903-01122015MS	WATER		MS	Cadmium	1	92	80	120
	OT29-GW-2903-01122015MS	WATER		MS	Chromium	1	96	80	120
	OT29-GW-2903-01122015MS	WATER		MS	Cobalt	1	95	80	120
	OT29-GW-2903-01122015MS	WATER		MS	Copper	1	91	80	120
	OT29-GW-2903-01122015MS	WATER		MS	Lead	1	95	80	120
	OT29-GW-2903-01122015MS	WATER		**MS**	**Lithium**	1	**68**	**80**	**120**
	OT29-GW-2903-01122015MS	WATER		MS	Manganese	1	96	80	120
	OT29-GW-2903-01122015MS	WATER		MS	Molybdenum	1	102	80	120
	OT29-GW-2903-01122015MS	WATER		MS	Nickel	1	92	80	120
	OT29-GW-2903-01122015MS	WATER		**MS**	**Potassium**	20	**23**	**80**	**120**
	OT29-GW-2903-01122015MS	WATER		MS	Selenium	1	97	64	134
	OT29-GW-2903-01122015MS	WATER		MS	Silver	1	92	80	120
	OT29-GW-2903-01122015MS	WATER		**MS**	**Strontium**	20	**75**	**80**	**120**
	OT29-GW-2903-01122015MS	WATER		MS	Thallium	1	95	77	124

Table 7. Matrix Spike and Matrix Spike Duplicate Sample Data Summary for Groundwater Samples for the Open Detonation Unit, Kirtland Air Force Base, December 2015

Method	Sample ID	Matrix	SDG	QA/QC Type	Analyte	Dilution	% Recovery	Lower Control Limit	Upper Control Limit
SW6020									
	OT29-GW-2903-01122015MS	WATER	320-16238-1	MS	Tin	1	98	80	120
	OT29-GW-2903-01122015MS	WATER		MS	Vanadium	1	99	80	120
	OT29-GW-2903-01122015MS	WATER		MS	Zinc	1	91	80	120
	OT29-GW-2903-01122015MSD	WATER		SD	Antimony	1	102	80	120
	OT29-GW-2903-01122015MSD	WATER		SD	Arsenic	1	101	80	120
	OT29-GW-2903-01122015MSD	WATER		SD	Barium	1	103	80	120
	OT29-GW-2903-01122015MSD	WATER		SD	Beryllium	1	98	80	120
	OT29-GW-2903-01122015MSD	WATER		SD	Cadmium	1	97	80	120
	OT29-GW-2903-01122015MSD	WATER		SD	Chromium	1	100	80	120
	OT29-GW-2903-01122015MSD	WATER		SD	Cobalt	1	97	80	120
	OT29-GW-2903-01122015MSD	WATER		SD	Copper	1	95	80	120
	OT29-GW-2903-01122015MSD	WATER		SD	Lead	1	95	80	120
	OT29-GW-2903-01122015MSD	WATER		SD	Lithium	1	83	80	120
	OT29-GW-2903-01122015MSD	WATER		SD	Manganese	1	99	80	120
	OT29-GW-2903-01122015MSD	WATER		SD	Molybdenum	1	103	80	120
	OT29-GW-2903-01122015MSD	WATER		SD	Nickel	1	94	80	120
	OT29-GW-2903-01122015MSD	WATER		**SD**	**Potassium**	20	**60**	**80**	**120**
	OT29-GW-2903-01122015MSD	WATER		SD	Selenium	1	104	64	134
	OT29-GW-2903-01122015MSD	WATER		SD	Silver	1	95	80	120
	OT29-GW-2903-01122015MSD	WATER		SD	Strontium	20	86	80	120
	OT29-GW-2903-01122015MSD	WATER		SD	Thallium	1	94	77	124
	OT29-GW-2903-01122015MSD	WATER		SD	Tin	1	103	80	120
	OT29-GW-2903-01122015MSD	WATER		SD	Vanadium	1	102	80	120
	OT29-GW-2903-01122015MSD	WATER		SD	Zinc	1	94	80	120
SW6850									
	OT29-GW-2903-01122015MS	WATER	320-16238-1	MS	Perchlorate	1	120	80	120
	OT29-GW-2903-01122015MSD	WATER		**SD**	**Perchlorate**	1	**162**	**80**	**120**
SW7470A									
	OT29-GW-2903-01122015MS	WATER	320-16238-1	MS	Mercury	1	105	80	120
	OT29-GW-2903-01122015MSD	WATER		SD	Mercury	1	105	80	120
SW8011									
	OT29-GW-2903-01122015MS	WATER	320-16238-1	MS	1,2,3-Trichloropropane	1	94	70	130
	OT29-GW-2903-01122015MS	WATER		MS	1,2-Dibromo-3-Chloropropane	1	95	70	130
	OT29-GW-2903-01122015MS	WATER		MS	1,2-Dibromoethane (EDB)	1	91	70	130
	OT29-GW-2903-01122015MS	WATER		MS	Pentachloroethane	1	105	60	144
	OT29-GW-2903-01122015MSD	WATER		SD	1,2,3-Trichloropropane	1	95	70	130
	OT29-GW-2903-01122015MSD	WATER		SD	1,2-Dibromo-3-Chloropropane	1	98	70	130
	OT29-GW-2903-01122015MSD	WATER		SD	1,2-Dibromoethane (EDB)	1	91	70	130
	OT29-GW-2903-01122015MSD	WATER		SD	Pentachloroethane	1	108	60	144
SW8260B									
	OT29-GW-2903-01122015MS	WATER	320-16238-1	MS	1,1,1-Trichloroethane	1	103	65	130
	OT29-GW-2903-01122015MS	WATER		MS	1,1,2,2-Tetrachloroethane	1	97	65	130

Table 7. Matrix Spike and Matrix Spike Duplicate Sample Data Summary for Groundwater Samples for the Open Detonation Unit, Kirtland Air Force Base, December 2015

Method	Sample ID	Matrix	SDG	QA/QC Type	Analyte	Dilution	% Recovery	Lower Control Limit	Upper Control Limit
SW8260B									
	OT29-GW-2903-01122015MS	WATER	320-16238-1	MS	1,1,2-Trichloro-1,2,2-trifluoroethane	1	85	64	125
	OT29-GW-2903-01122015MS	WATER		MS	1,1,2-Trichloroethane	1	92	70	125
	OT29-GW-2903-01122015MS	WATER		MS	1,1-Dichloroethane	1	99	70	135
	OT29-GW-2903-01122015MS	WATER		MS	1,1-Dichloroethene	1	89	70	130
	OT29-GW-2903-01122015MS	WATER		MS	1,2,3-Trichlorobenzene	1	81	55	140
	OT29-GW-2903-01122015MS	WATER		MS	1,2,4-Trichlorobenzene	1	87	65	135
	OT29-GW-2903-01122015MS	WATER		MS	1,2,4-Trimethylbenzene	1	98	75	130
	OT29-GW-2903-01122015MS	WATER		MS	1,2-Dichlorobenzene	1	90	70	120
	OT29-GW-2903-01122015MS	WATER		MS	1,2-Dichloroethane	1	107	70	130
	OT29-GW-2903-01122015MS	WATER		MS	1,2-Dichloroethane-d4 (Surr)	1	106	70	120
	OT29-GW-2903-01122015MS	WATER		MS	1,2-Dichloropropane	1	102	75	125
	OT29-GW-2903-01122015MS	WATER		MS	1,3,5-Trimethylbenzene	1	99	75	130
	OT29-GW-2903-01122015MS	WATER		MS	1,3-Dichlorobenzene	1	95	75	125
	OT29-GW-2903-01122015MS	WATER		MS	1,4-Dichlorobenzene	1	91	75	125
	OT29-GW-2903-01122015MS	WATER		MS	2-Butanone (MEK)	1	99	30	150
	OT29-GW-2903-01122015MS	WATER		MS	2-Hexanone	1	89	55	130
	OT29-GW-2903-01122015MS	WATER		MS	4-Bromofluorobenzene (Surr)	1	104	75	120
	OT29-GW-2903-01122015MS	WATER		MS	4-Methyl-2-pentanone (MIBK)	1	94	60	135
	OT29-GW-2903-01122015MS	WATER		MS	Acetone	1	99	40	140
	OT29-GW-2903-01122015MS	WATER		MS	Benzene	1	98	80	120
	OT29-GW-2903-01122015MS	WATER		MS	Bromochloromethane	1	93	65	130
	OT29-GW-2903-01122015MS	WATER		MS	Bromodichloromethane	1	99	65	130
	OT29-GW-2903-01122015MS	WATER		MS	Bromoform	1	87	70	120
	OT29-GW-2903-01122015MS	WATER		MS	Bromomethane	1	87	30	145
	OT29-GW-2903-01122015MS	WATER		MS	Carbon disulfide	1	94	35	160
	OT29-GW-2903-01122015MS	WATER		MS	Carbon tetrachloride	1	106	65	140
	OT29-GW-2903-01122015MS	WATER		MS	Chlorobenzene	1	96	80	120
	OT29-GW-2903-01122015MS	WATER		MS	Chloroethane	1	99	60	135
	OT29-GW-2903-01122015MS	WATER		MS	Chloroform	1	102	65	135
	OT29-GW-2903-01122015MS	WATER		MS	Chloromethane	1	119	40	125
	OT29-GW-2903-01122015MS	WATER		MS	cis-1,2-Dichloroethene	1	94	70	125
	OT29-GW-2903-01122015MS	WATER		MS	cis-1,3-Dichloropropene	1	104	70	130
	OT29-GW-2903-01122015MS	WATER		MS	Cyclohexane	1	105	65	121
	OT29-GW-2903-01122015MS	WATER		MS	Dibromochloromethane	1	91	60	135
	OT29-GW-2903-01122015MS	WATER		MS	Dibromofluoromethane (Surr)	1	98	85	115
	OT29-GW-2903-01122015MS	WATER		MS	Dichlorodifluoromethane	1	78	30	155
	OT29-GW-2903-01122015MS	WATER		MS	Ethylbenzene	1	95	75	125
	OT29-GW-2903-01122015MS	WATER		MS	Isopropylbenzene	1	100	75	125
	OT29-GW-2903-01122015MS	WATER		MS	Methyl Acetate	1	98	56	144
	OT29-GW-2903-01122015MS	WATER		MS	Methyl cyclohexane	1	109	67	124
	OT29-GW-2903-01122015MS	WATER		MS	Methyl tert-butyl ether	1	90	71	125
	OT29-GW-2903-01122015MS	WATER		MS	Methylene Chloride	1	81	55	140

Table 7. Matrix Spike and Matrix Spike Duplicate Sample Data Summary for Groundwater Samples for the Open Detonation Unit, Kirtland Air Force Base, December 2015

Method	Sample ID	Matrix	SDG	QA/QC Type	Analyte	Dilution	% Recovery	Lower Control Limit	Upper Control Limit
SW8260B									
	OT29-GW-2903-01122015MS	WATER	320-16238-1	MS	m-Xylene & p-Xylene	1	96	75	130
	OT29-GW-2903-01122015MS	WATER		MS	Naphthalene	1	89	55	140
	OT29-GW-2903-01122015MS	WATER		MS	o-Xylene	1	99	80	120
	OT29-GW-2903-01122015MS	WATER		MS	Styrene	1	91	65	135
	OT29-GW-2903-01122015MS	WATER		MS	Tetrachloroethene	1	93	45	150
	OT29-GW-2903-01122015MS	WATER		MS	Toluene	1	98	75	120
	OT29-GW-2903-01122015MS	WATER		MS	Toluene-d8 (Surr)	1	108	85	120
	OT29-GW-2903-01122015MS	WATER		MS	trans-1,2-Dichloroethene	1	94	60	140
	OT29-GW-2903-01122015MS	WATER		MS	trans-1,3-Dichloropropene	1	109	55	140
	OT29-GW-2903-01122015MS	WATER		MS	Trichloroethene	1	95	70	125
	OT29-GW-2903-01122015MS	WATER		MS	Trichlorofluoromethane	1	97	60	145
	OT29-GW-2903-01122015MS	WATER		MS	Vinyl chloride	1	100	50	136
	OT29-GW-2903-01122015MSD	WATER		SD	1,1,1-Trichloroethane	1	108	65	130
	OT29-GW-2903-01122015MSD	WATER		SD	1,1,2,2-Tetrachloroethane	1	106	65	130
	OT29-GW-2903-01122015MSD	WATER		SD	1,1,2-Trichloro-1,2,2-trifluoroethane	1	90	64	125
	OT29-GW-2903-01122015MSD	WATER		SD	1,1,2-Trichloroethane	1	101	70	125
	OT29-GW-2903-01122015MSD	WATER		SD	1,1-Dichloroethane	1	106	70	135
	OT29-GW-2903-01122015MSD	WATER		SD	1,1-Dichloroethene	1	94	70	130
	OT29-GW-2903-01122015MSD	WATER		SD	1,2,3-Trichlorobenzene	1	93	55	140
	OT29-GW-2903-01122015MSD	WATER		SD	1,2,4-Trichlorobenzene	1	97	65	135
	OT29-GW-2903-01122015MSD	WATER		SD	1,2,4-Trimethylbenzene	1	103	75	130
	OT29-GW-2903-01122015MSD	WATER		SD	1,2-Dichlorobenzene	1	96	70	120
	OT29-GW-2903-01122015MSD	WATER		SD	1,2-Dichloroethane	1	117	70	130
	OT29-GW-2903-01122015MSD	WATER		SD	1,2-Dichloroethane-d4 (Surr)	1	108	70	120
	OT29-GW-2903-01122015MSD	WATER		SD	1,2-Dichloropropane	1	112	75	125
	OT29-GW-2903-01122015MSD	WATER		SD	1,3,5-Trimethylbenzene	1	104	75	130
	OT29-GW-2903-01122015MSD	WATER		SD	1,3-Dichlorobenzene	1	102	75	125
	OT29-GW-2903-01122015MSD	WATER		SD	1,4-Dichlorobenzene	1	97	75	125
	OT29-GW-2903-01122015MSD	WATER		SD	2-Butanone (MEK)	1	113	30	150
	OT29-GW-2903-01122015MSD	WATER		SD	2-Hexanone	1	101	55	130
	OT29-GW-2903-01122015MSD	WATER		SD	4-Bromofluorobenzene (Surr)	1	107	75	120
	OT29-GW-2903-01122015MSD	WATER		SD	4-Methyl-2-pentanone (MIBK)	1	111	60	135
	OT29-GW-2903-01122015MSD	WATER		SD	Acetone	1	109	40	140
	OT29-GW-2903-01122015MSD	WATER		SD	Benzene	1	104	80	120
	OT29-GW-2903-01122015MSD	WATER		SD	Bromochloromethane	1	101	65	130
	OT29-GW-2903-01122015MSD	WATER		SD	Bromodichloromethane	1	102	65	130
	OT29-GW-2903-01122015MSD	WATER		SD	Bromoform	1	93	70	120
	OT29-GW-2903-01122015MSD	WATER		SD	Bromomethane	1	96	30	145
	OT29-GW-2903-01122015MSD	WATER		SD	Carbon disulfide	1	97	35	160
	OT29-GW-2903-01122015MSD	WATER		SD	Carbon tetrachloride	1	110	65	140
	OT29-GW-2903-01122015MSD	WATER		SD	Chlorobenzene	1	100	80	120
	OT29-GW-2903-01122015MSD	WATER		SD	Chloroethane	1	98	60	135

Table 7. Matrix Spike and Matrix Spike Duplicate Sample Data Summary for Groundwater Samples for the Open Detonation Unit, Kirtland Air Force Base, December 2015

Method	Sample ID	Matrix	SDG	QA/QC Type	Analyte	Dilution	% Recovery	Lower Control Limit	Upper Control Limit
SW8260B									
	OT29-GW-2903-01122015MSD	WATER	320-16238-1	SD	Chloroform	1	108	65	135
	OT29-GW-2903-01122015MSD	WATER		SD	Chloromethane	1	123	40	125
	OT29-GW-2903-01122015MSD	WATER		SD	cis-1,2-Dichloroethene	1	100	70	125
	OT29-GW-2903-01122015MSD	WATER		SD	cis-1,3-Dichloropropene	1	108	70	130
	OT29-GW-2903-01122015MSD	WATER		SD	Cyclohexane	1	110	65	121
	OT29-GW-2903-01122015MSD	WATER		SD	Dibromochloromethane	1	95	60	135
	OT29-GW-2903-01122015MSD	WATER		SD	Dibromofluoromethane (Surr)	1	100	85	115
	OT29-GW-2903-01122015MSD	WATER		SD	Dichlorodifluoromethane	1	81	30	155
	OT29-GW-2903-01122015MSD	WATER		SD	Ethylbenzene	1	100	75	125
	OT29-GW-2903-01122015MSD	WATER		SD	Isopropylbenzene	1	107	75	125
	OT29-GW-2903-01122015MSD	WATER		SD	Methyl Acetate	1	106	56	144
	OT29-GW-2903-01122015MSD	WATER		SD	Methyl cyclohexane	1	113	67	124
	OT29-GW-2903-01122015MSD	WATER		SD	Methyl tert-butyl ether	1	99	71	125
	OT29-GW-2903-01122015MSD	WATER		SD	Methylene Chloride	1	89	55	140
	OT29-GW-2903-01122015MSD	WATER		SD	m-Xylene & p-Xylene	1	101	75	130
	OT29-GW-2903-01122015MSD	WATER		SD	Naphthalene	1	101	55	140
	OT29-GW-2903-01122015MSD	WATER		SD	o-Xylene	1	99	80	120
	OT29-GW-2903-01122015MSD	WATER		SD	Styrene	1	95	65	135
	OT29-GW-2903-01122015MSD	WATER		SD	Tetrachloroethene	1	94	45	150
	OT29-GW-2903-01122015MSD	WATER		SD	Toluene	1	104	75	120
	OT29-GW-2903-01122015MSD	WATER		SD	Toluene-d8 (Surr)	1	106	85	120
	OT29-GW-2903-01122015MSD	WATER		SD	trans-1,2-Dichloroethene	1	99	60	140
	OT29-GW-2903-01122015MSD	WATER		SD	trans-1,3-Dichloropropene	1	120	55	140
	OT29-GW-2903-01122015MSD	WATER		SD	Trichloroethene	1	101	70	125
	OT29-GW-2903-01122015MSD	WATER		SD	Trichlorofluoromethane	1	103	60	145
	OT29-GW-2903-01122015MSD	WATER		SD	Vinyl chloride	1	104	50	136
SW8270									
	OT29-GW-2903-01122015MS	WATER	320-16238-1	MS	1,2,4,5-Tetrachlorobenzene	1	89	41	103
	OT29-GW-2903-01122015MS	WATER		MS	2,4,5-Trichlorophenol	1	100	50	110
	OT29-GW-2903-01122015MS	WATER		MS	2,4,6-Tribromophenol (Surr)	1	108	40	125
	OT29-GW-2903-01122015MS	WATER		MS	2,4,6-Trichlorophenol	1	101	50	115
	OT29-GW-2903-01122015MS	WATER		MS	2,4-Dichlorophenol	1	98	50	105
	OT29-GW-2903-01122015MS	WATER		MS	2,4-Dimethylphenol	1	95	30	110
	OT29-GW-2903-01122015MS	WATER		MS	2,4-Dinitrotoluene	1	101	50	120
	OT29-GW-2903-01122015MS	WATER		MS	2,6-Dichlorophenol	1	95	70	130
	OT29-GW-2903-01122015MS	WATER		MS	2,6-Dinitrotoluene	1	101	50	115
	OT29-GW-2903-01122015MS	WATER		MS	2-Chloronaphthalene	1	89	50	105
	OT29-GW-2903-01122015MS	WATER		MS	2-Chlorophenol	1	92	35	105
	OT29-GW-2903-01122015MS	WATER		MS	2-Fluorobiphenyl (Surr)	1	95	50	110
	OT29-GW-2903-01122015MS	WATER		MS	2-Fluorophenol (Surr)	1	63	20	110
	OT29-GW-2903-01122015MS	WATER		MS	2-Methylphenol	1	88	40	110
	OT29-GW-2903-01122015MS	WATER		MS	2-Nitroaniline	1	96	50	115

Table 7. Matrix Spike and Matrix Spike Duplicate Sample Data Summary for Groundwater Samples for the Open Detonation Unit, Kirtland Air Force Base, December 2015

Method	Sample ID	Matrix	SDG	QA/QC Type	Analyte	Dilution	% Recovery	Lower Control Limit	Upper Control Limit
SW8270									
	OT29-GW-2903-01122015MS	WATER	320-16238-1	MS	2-Nitrophenol	1	95	40	115
	OT29-GW-2903-01122015MS	WATER		MS	3,3'-Dichlorobenzidine	1	89	20	110
	OT29-GW-2903-01122015MS	WATER		MS	3-Methylphenol & 4-Methylphenol	1	81	30	110
	OT29-GW-2903-01122015MS	WATER		MS	3-Nitroaniline	1	71	20	125
	OT29-GW-2903-01122015MS	WATER		MS	4,6-Dinitro-2-methylphenol	1	96	40	130
	OT29-GW-2903-01122015MS	WATER		MS	4-Bromophenyl phenyl ether	1	104	50	115
	OT29-GW-2903-01122015MS	WATER		MS	4-Chloro-3-methylphenol	1	98	45	110
	OT29-GW-2903-01122015MS	WATER		MS	4-Chloroaniline	1	68	15	110
	OT29-GW-2903-01122015MS	WATER		MS	4-Chlorophenyl phenyl ether	1	98	50	110
	OT29-GW-2903-01122015MS	WATER		MS	4-Nitroaniline	1	93	35	120
	OT29-GW-2903-01122015MS	WATER		MS	4-Nitrophenol	1	47	0	125
	OT29-GW-2903-01122015MS	WATER		MS	Acetophenone	1	95	70	130
	OT29-GW-2903-01122015MS	WATER		MS	Azobenzene	1	90	55	115
	OT29-GW-2903-01122015MS	WATER		MS	Benzaldehyde	1	80	70	130
	OT29-GW-2903-01122015MS	WATER		MS	Biphenyl	1	89	47	101
	OT29-GW-2903-01122015MS	WATER		MS	bis (2-chloroisopropyl) ether	1	72	25	130
	OT29-GW-2903-01122015MS	WATER		MS	Bis(2-chloroethoxy)methane	1	90	45	105
	OT29-GW-2903-01122015MS	WATER		MS	Bis(2-chloroethyl)ether	1	90	35	110
	OT29-GW-2903-01122015MS	WATER		MS	Bis(2-ethylhexyl) phthalate	1	113	40	125
	OT29-GW-2903-01122015MS	WATER		MS	Butyl benzyl phthalate	1	109	45	115
	OT29-GW-2903-01122015MS	WATER		MS	Carbazole	1	92	50	115
	OT29-GW-2903-01122015MS	WATER		MS	Dibenzofuran	1	89	55	105
	OT29-GW-2903-01122015MS	WATER		MS	Diethyl phthalate	1	103	40	120
	OT29-GW-2903-01122015MS	WATER		MS	Dimethyl phthalate	1	100	25	125
	OT29-GW-2903-01122015MS	WATER		MS	Di-n-butyl phthalate	1	97	55	115
	OT29-GW-2903-01122015MS	WATER		MS	Di-n-octyl phthalate	1	107	35	135
	OT29-GW-2903-01122015MS	WATER		MS	Hexachlorobenzene	1	106	50	110
	OT29-GW-2903-01122015MS	WATER		MS	Hexachlorobutadiene	1	73	25	105
	OT29-GW-2903-01122015MS	WATER		MS	Hexachlorocyclopentadiene	1	54	37	93
	OT29-GW-2903-01122015MS	WATER		MS	Hexachloroethane	1	66	30	95
	OT29-GW-2903-01122015MS	WATER		MS	Isophorone	1	88	50	110
	OT29-GW-2903-01122015MS	WATER		MS	Nitrobenzene	1	89	45	110
	OT29-GW-2903-01122015MS	WATER		MS	Nitrobenzene-d5 (Surr)	1	91	40	110
	OT29-GW-2903-01122015MS	WATER		MS	N-Nitrosodimethylamine	1	60	25	110
	OT29-GW-2903-01122015MS	WATER		MS	N-Nitrosodi-n-propylamine	1	94	35	130
	OT29-GW-2903-01122015MS	WATER		MS	N-Nitrosodiphenylamine	1	99	50	110
	OT29-GW-2903-01122015MS	WATER		MS	Pentachlorophenol	1	87	40	115
	OT29-GW-2903-01122015MS	WATER		MS	Phenol	1	51	0	115
	OT29-GW-2903-01122015MS	WATER		MS	Phenol-d5 (Surr)	1	42	10	115
	OT29-GW-2903-01122015MS	WATER		MS	Terphenyl-d14 (Surr)	1	107	50	135
	OT29-GW-2903-01122015MSD	WATER		SD	1,2,4,5-Tetrachlorobenzene	1	93	41	103
	OT29-GW-2903-01122015MSD	WATER		SD	2,4,5-Trichlorophenol	1	105	50	110

Table 7. Matrix Spike and Matrix Spike Duplicate Sample Data Summary for Groundwater Samples for the Open Detonation Unit, Kirtland Air Force Base, December 2015

Method	Sample ID	Matrix	SDG	QA/QC Type	Analyte	Dilution	% Recovery	Lower Control Limit	Upper Control Limit
SW8270									
	OT29-GW-2903-01122015MSD	WATER	320-16238-1	SD	2,4,6-Tribromophenol (Surr)	1	110	40	125
	OT29-GW-2903-01122015MSD	WATER		SD	2,4,6-Trichlorophenol	1	105	50	115
	OT29-GW-2903-01122015MSD	WATER		SD	2,4-Dichlorophenol	1	100	50	105
	OT29-GW-2903-01122015MSD	WATER		SD	2,4-Dimethylphenol	1	93	30	110
	OT29-GW-2903-01122015MSD	WATER		SD	2,4-Dinitrotoluene	1	104	50	120
	OT29-GW-2903-01122015MSD	WATER		SD	2,6-Dichlorophenol	1	97	70	130
	OT29-GW-2903-01122015MSD	WATER		SD	2,6-Dinitrotoluene	1	103	50	115
	OT29-GW-2903-01122015MSD	WATER		SD	2-Chloronaphthalene	1	91	50	105
	OT29-GW-2903-01122015MSD	WATER		SD	2-Chlorophenol	1	90	35	105
	OT29-GW-2903-01122015MSD	WATER		SD	2-Fluorobiphenyl (Surr)	1	96	50	110
	OT29-GW-2903-01122015MSD	WATER		SD	2-Fluorophenol (Surr)	1	61	20	110
	OT29-GW-2903-01122015MSD	WATER		SD	2-Methylphenol	1	86	40	110
	OT29-GW-2903-01122015MSD	WATER		SD	2-Nitroaniline	1	98	50	115
	OT29-GW-2903-01122015MSD	WATER		SD	2-Nitrophenol	1	97	40	115
	OT29-GW-2903-01122015MSD	WATER		SD	3,3'-Dichlorobenzidine	1	100	20	110
	OT29-GW-2903-01122015MSD	WATER		SD	3-Methylphenol & 4-Methylphenol	1	81	30	110
	OT29-GW-2903-01122015MSD	WATER		SD	3-Nitroaniline	1	74	20	125
	OT29-GW-2903-01122015MSD	WATER		SD	4,6-Dinitro-2-methylphenol	1	101	40	130
	OT29-GW-2903-01122015MSD	WATER		SD	4-Bromophenyl phenyl ether	1	110	50	115
	OT29-GW-2903-01122015MSD	WATER		SD	4-Chloro-3-methylphenol	1	101	45	110
	OT29-GW-2903-01122015MSD	WATER		SD	4-Chloroaniline	1	76	15	110
	OT29-GW-2903-01122015MSD	WATER		SD	4-Chlorophenyl phenyl ether	1	100	50	110
	OT29-GW-2903-01122015MSD	WATER		SD	4-Nitroaniline	1	94	35	120
	OT29-GW-2903-01122015MSD	WATER		SD	4-Nitrophenol	1	50	0	125
	OT29-GW-2903-01122015MSD	WATER		SD	Acetophenone	1	96	70	130
	OT29-GW-2903-01122015MSD	WATER		SD	Azobenzene	1	93	55	115
	OT29-GW-2903-01122015MSD	WATER		SD	Benzaldehyde	1	75	70	130
	OT29-GW-2903-01122015MSD	WATER		SD	Biphenyl	1	92	47	101
	OT29-GW-2903-01122015MSD	WATER		SD	bis (2-chloroisopropyl) ether	1	71	25	130
	OT29-GW-2903-01122015MSD	WATER		SD	Bis(2-chloroethoxy)methane	1	92	45	105
	OT29-GW-2903-01122015MSD	WATER		SD	Bis(2-chloroethyl)ether	1	90	35	110
	OT29-GW-2903-01122015MSD	WATER		SD	Bis(2-ethylhexyl) phthalate	1	120	40	125
	OT29-GW-2903-01122015MSD	WATER		SD	Butyl benzyl phthalate	1	114	45	115
	OT29-GW-2903-01122015MSD	WATER		SD	Carbazole	1	94	50	115
	OT29-GW-2903-01122015MSD	WATER		SD	Dibenzofuran	1	91	55	105
	OT29-GW-2903-01122015MSD	WATER		SD	Diethyl phthalate	1	106	40	120
	OT29-GW-2903-01122015MSD	WATER		SD	Dimethyl phthalate	1	103	25	125
	OT29-GW-2903-01122015MSD	WATER		SD	Di-n-butyl phthalate	1	101	55	115
	OT29-GW-2903-01122015MSD	WATER		SD	Di-n-octyl phthalate	1	112	35	135
	OT29-GW-2903-01122015MSD	WATER		**SD**	**Hexachlorobenzene**	1	**111**	**50**	**110**
	OT29-GW-2903-01122015MSD	WATER		SD	Hexachlorobutadiene	1	72	25	105
	OT29-GW-2903-01122015MSD	WATER		SD	Hexachlorocyclopentadiene	1	55	37	93

Table 7. Matrix Spike and Matrix Spike Duplicate Sample Data Summary for Groundwater Samples for the Open Detonation Unit, Kirtland Air Force Base, December 2015

Method	Sample ID	Matrix	SDG	QA/QC Type	Analyte	Dilution	% Recovery	Lower Control Limit	Upper Control Limit
SW8270									
	OT29-GW-2903-01122015MSD	WATER	320-16238-1	SD	Hexachloroethane	1	63	30	95
	OT29-GW-2903-01122015MSD	WATER		SD	Isophorone	1	90	50	110
	OT29-GW-2903-01122015MSD	WATER		SD	Nitrobenzene	1	89	45	110
	OT29-GW-2903-01122015MSD	WATER		SD	Nitrobenzene-d5 (Surr)	1	90	40	110
	OT29-GW-2903-01122015MSD	WATER		SD	N-Nitrosodimethylamine	1	59	25	110
	OT29-GW-2903-01122015MSD	WATER		SD	N-Nitrosodi-n-propylamine	1	94	35	130
	OT29-GW-2903-01122015MSD	WATER		SD	N-Nitrosodiphenylamine	1	103	50	110
	OT29-GW-2903-01122015MSD	WATER		SD	Pentachlorophenol	1	92	40	115
	OT29-GW-2903-01122015MSD	WATER		SD	Phenol	1	51	0	115
	OT29-GW-2903-01122015MSD	WATER		SD	Phenol-d5 (Surr)	1	42	10	115
	OT29-GW-2903-01122015MSD	WATER		SD	Terphenyl-d14 (Surr)	1	111	50	135
SW8270SI									
	OT29-GW-2903-01122015MS	WATER	320-16238-1	MS	1,4-Dioxane	1	29	12	52
	OT29-GW-2903-01122015MS	WATER		MS	1-Methylnaphthalene	1	69	38	107
	OT29-GW-2903-01122015MS	WATER		MS	2-Fluorobiphenyl (Surr)	1	70	50	110
	OT29-GW-2903-01122015MS	WATER		MS	2-Methylnaphthalene	1	68	45	105
	OT29-GW-2903-01122015MS	WATER		MS	Acenaphthene	1	70	45	110
	OT29-GW-2903-01122015MS	WATER		MS	Acenaphthylene	1	71	50	105
	OT29-GW-2903-01122015MS	WATER		MS	Anthracene	1	73	55	110
	OT29-GW-2903-01122015MS	WATER		MS	Benzo[a]anthracene	1	80	55	110
	OT29-GW-2903-01122015MS	WATER		MS	Benzo[a]pyrene	1	76	55	110
	OT29-GW-2903-01122015MS	WATER		MS	Benzo[b]fluoranthene	1	80	45	120
	OT29-GW-2903-01122015MS	WATER		MS	Benzo[g,h,i]perylene	1	77	40	125
	OT29-GW-2903-01122015MS	WATER		MS	Benzo[k]fluoranthene	1	72	45	125
	OT29-GW-2903-01122015MS	WATER		MS	Chrysene	1	76	55	110
	OT29-GW-2903-01122015MS	WATER		MS	Dibenz(a,h)anthracene	1	78	40	125
	OT29-GW-2903-01122015MS	WATER		MS	Fluoranthene	1	76	55	115
	OT29-GW-2903-01122015MS	WATER		MS	Fluorene	1	72	50	110
	OT29-GW-2903-01122015MS	WATER		MS	Indeno[1,2,3-cd]pyrene	1	74	45	125
	OT29-GW-2903-01122015MS	WATER		MS	Naphthalene	1	69	40	100
	OT29-GW-2903-01122015MS	WATER		MS	Nitrobenzene-d5	1	86	40	110
	OT29-GW-2903-01122015MS	WATER		MS	Nitrobenzene-d5	1	75	40	110
	OT29-GW-2903-01122015MS	WATER		MS	Phenanthrene	1	74	50	115
	OT29-GW-2903-01122015MS	WATER		MS	Pyrene	1	76	50	130
	OT29-GW-2903-01122015MS	WATER		MS	Terphenyl-d14	1	78	50	135
	OT29-GW-2903-01122015MSD	WATER		SD	1,4-Dioxane	1	29	12	52
	OT29-GW-2903-01122015MSD	WATER		SD	1-Methylnaphthalene	1	68	38	107
	OT29-GW-2903-01122015MSD	WATER		SD	2-Fluorobiphenyl (Surr)	1	68	50	110
	OT29-GW-2903-01122015MSD	WATER		SD	2-Methylnaphthalene	1	67	45	105
	OT29-GW-2903-01122015MSD	WATER		SD	Acenaphthene	1	70	45	110
	OT29-GW-2903-01122015MSD	WATER		SD	Acenaphthylene	1	70	50	105
	OT29-GW-2903-01122015MSD	WATER		SD	Anthracene	1	74	55	110

Table 7. Matrix Spike and Matrix Spike Duplicate Sample Data Summary for Groundwater Samples for the Open Detonation Unit, Kirtland Air Force Base, December 2015

Method	Sample ID	Matrix	SDG	QA/QC Type	Analyte	Dilution	% Recovery	Lower Control Limit	Upper Control Limit
SW8270SI									
	OT29-GW-2903-01122015MSD	WATER	320-16238-1	SD	Benzo[a]anthracene	1	83	55	110
	OT29-GW-2903-01122015MSD	WATER		SD	Benzo[a]pyrene	1	78	55	110
	OT29-GW-2903-01122015MSD	WATER		SD	Benzo[b]fluoranthene	1	82	45	120
	OT29-GW-2903-01122015MSD	WATER		SD	Benzo[g,h,i]perylene	1	79	40	125
	OT29-GW-2903-01122015MSD	WATER		SD	Benzo[k]fluoranthene	1	79	45	125
	OT29-GW-2903-01122015MSD	WATER		SD	Chrysene	1	80	55	110
	OT29-GW-2903-01122015MSD	WATER		SD	Dibenz(a,h)anthracene	1	79	40	125
	OT29-GW-2903-01122015MSD	WATER		SD	Fluoranthene	1	79	55	115
	OT29-GW-2903-01122015MSD	WATER		SD	Fluorene	1	71	50	110
	OT29-GW-2903-01122015MSD	WATER		SD	Indeno[1,2,3-cd]pyrene	1	77	45	125
	OT29-GW-2903-01122015MSD	WATER		SD	Naphthalene	1	69	40	100
	OT29-GW-2903-01122015MSD	WATER		SD	Nitrobenzene-d5	1	70	40	110
	OT29-GW-2903-01122015MSD	WATER		SD	Nitrobenzene-d5	1	82	40	110
	OT29-GW-2903-01122015MSD	WATER		SD	Phenanthrene	1	75	50	115
	OT29-GW-2903-01122015MSD	WATER		SD	Pyrene	1	80	50	130
	OT29-GW-2903-01122015MSD	WATER		SD	Terphenyl-d14	1	80	50	135
SW8290									
	OT29-GW-2903-01122015MS	WATER	320-16238-2	MS	1,2,3,4,6,7,8-HpCDD	1	113	81	132
	OT29-GW-2903-01122015MS	WATER		MS	1,2,3,4,6,7,8-HpCDF	1	114	81	135
	OT29-GW-2903-01122015MS	WATER		MS	1,2,3,4,7,8,9-HpCDF	1	129	72	140
	OT29-GW-2903-01122015MS	WATER		MS	1,2,3,4,7,8-HxCDD	1	118	65	144
	OT29-GW-2903-01122015MS	WATER		MS	1,2,3,4,7,8-HxCDF	1	119	86	126
	OT29-GW-2903-01122015MS	WATER		MS	1,2,3,6,7,8-HxCDD	1	112	78	137
	OT29-GW-2903-01122015MS	WATER		MS	1,2,3,6,7,8-HxCDF	1	115	79	137
	OT29-GW-2903-01122015MS	WATER		MS	1,2,3,7,8,9-HxCDD	1	115	74	142
	OT29-GW-2903-01122015MS	WATER		MS	1,2,3,7,8,9-HxCDF	1	116	72	145
	OT29-GW-2903-01122015MS	WATER		MS	1,2,3,7,8-PeCDD	1	115	79	125
	OT29-GW-2903-01122015MS	WATER		MS	1,2,3,7,8-PeCDF	1	115	79	137
	OT29-GW-2903-01122015MS	WATER		MS	13C-1,2,3,4,6,7,8-HpCDD	1	102	40	135
	OT29-GW-2903-01122015MS	WATER		MS	13C-1,2,3,4,6,7,8-HpCDF	1	93	40	135
	OT29-GW-2903-01122015MS	WATER		MS	13C-1,2,3,4,7,8-HxCDF	1	84	40	135
	OT29-GW-2903-01122015MS	WATER		MS	13C-1,2,3,6,7,8-HxCDD	1	85	40	135
	OT29-GW-2903-01122015MS	WATER		MS	13C-1,2,3,7,8-PeCDD	1	84	40	135
	OT29-GW-2903-01122015MS	WATER		MS	13C-1,2,3,7,8-PeCDF	1	85	40	135
	OT29-GW-2903-01122015MS	WATER		MS	13C-2,3,7,8-TCDD	1	84	40	135
	OT29-GW-2903-01122015MS	WATER		MS	13C-2,3,7,8-TCDF	1	82	40	135
	OT29-GW-2903-01122015MS	WATER		MS	13C-OCDD	1	105	40	135
	OT29-GW-2903-01122015MS	WATER		MS	2,3,4,6,7,8-HxCDF	1	114	80	138
	OT29-GW-2903-01122015MS	WATER		MS	2,3,4,7,8-PeCDF	1	109	76	137
	OT29-GW-2903-01122015MS	WATER		MS	2,3,7,8-TCDD	1	113	72	144
	OT29-GW-2903-01122015MS	WATER		MS	2,3,7,8-TCDF	1	112	73	150
	OT29-GW-2903-01122015MS	WATER		MS	OCDD	1	114	80	129

Table 7. Matrix Spike and Matrix Spike Duplicate Sample Data Summary for Groundwater Samples for the Open Detonation Unit, Kirtland Air Force Base, December 2015

Method	Sample ID	Matrix	SDG	QA/QC Type	Analyte	Dilution	% Recovery	Lower Control Limit	Upper Control Limit
SW8290									
	OT29-GW-2903-01122015MS	WATER	320-16238-2	MS	OCDF	1	113	65	145
	OT29-GW-2903-01122015MSD	WATER		SD	1,2,3,4,6,7,8-HpCDD	1	117	81	132
	OT29-GW-2903-01122015MSD	WATER		SD	1,2,3,4,6,7,8-HpCDF	1	116	81	135
	OT29-GW-2903-01122015MSD	WATER		SD	1,2,3,4,7,8,9-HpCDF	1	132	72	140
	OT29-GW-2903-01122015MSD	WATER		SD	1,2,3,4,7,8-HxCDD	1	115	65	144
	OT29-GW-2903-01122015MSD	WATER		SD	1,2,3,4,7,8-HxCDF	1	118	86	126
	OT29-GW-2903-01122015MSD	WATER		SD	1,2,3,6,7,8-HxCDD	1	114	78	137
	OT29-GW-2903-01122015MSD	WATER		SD	1,2,3,6,7,8-HxCDF	1	116	79	137
	OT29-GW-2903-01122015MSD	WATER		SD	1,2,3,7,8,9-HxCDD	1	116	74	142
	OT29-GW-2903-01122015MSD	WATER		SD	1,2,3,7,8,9-HxCDF	1	121	72	145
	OT29-GW-2903-01122015MSD	WATER		SD	1,2,3,7,8-PeCDD	1	116	79	125
	OT29-GW-2903-01122015MSD	WATER		SD	1,2,3,7,8-PeCDF	1	118	79	137
	OT29-GW-2903-01122015MSD	WATER		SD	13C-1,2,3,4,6,7,8-HpCDD	1	105	40	135
	OT29-GW-2903-01122015MSD	WATER		SD	13C-1,2,3,4,6,7,8-HpCDF	1	95	40	135
	OT29-GW-2903-01122015MSD	WATER		SD	13C-1,2,3,4,7,8-HxCDF	1	84	40	135
	OT29-GW-2903-01122015MSD	WATER		SD	13C-1,2,3,6,7,8-HxCDD	1	87	40	135
	OT29-GW-2903-01122015MSD	WATER		SD	13C-1,2,3,7,8-PeCDD	1	85	40	135
	OT29-GW-2903-01122015MSD	WATER		SD	13C-1,2,3,7,8-PeCDF	1	86	40	135
	OT29-GW-2903-01122015MSD	WATER		SD	13C-2,3,7,8-TCDD	1	88	40	135
	OT29-GW-2903-01122015MSD	WATER		SD	13C-2,3,7,8-TCDF	1	86	40	135
	OT29-GW-2903-01122015MSD	WATER		SD	13C-OCDD	1	110	40	135
	OT29-GW-2903-01122015MSD	WATER		SD	2,3,4,6,7,8-HxCDF	1	118	80	138
	OT29-GW-2903-01122015MSD	WATER		SD	2,3,4,7,8-PeCDF	1	111	76	137
	OT29-GW-2903-01122015MSD	WATER		SD	2,3,7,8-TCDD	1	114	72	144
	OT29-GW-2903-01122015MSD	WATER		SD	2,3,7,8-TCDF	1	114	73	150
	OT29-GW-2903-01122015MSD	WATER		SD	OCDD	1	116	80	129
	OT29-GW-2903-01122015MSD	WATER		SD	OCDF	1	115	65	145
SW8330B									
	OT29-GW-2903-01122015MS	WATER	320-16238-1	MS	1,3,5-Trinitrobenzene	1	109	65	140
	OT29-GW-2903-01122015MS	WATER		MS	1,3-Dinitrobenzene	1	113	45	160
	OT29-GW-2903-01122015MS	WATER		MS	2,4,6-Trinitrotoluene	1	100	50	145
	OT29-GW-2903-01122015MS	WATER		MS	2,4-Dinitrotoluene	1	105	60	135
	OT29-GW-2903-01122015MS	WATER		MS	2,6-Dinitrotoluene	1	106	60	135
	OT29-GW-2903-01122015MS	WATER		MS	2-Amino-4,6-dinitrotoluene	1	106	50	155
	OT29-GW-2903-01122015MS	WATER		MS	2-Nitrotoluene	1	99	45	135
	OT29-GW-2903-01122015MS	WATER		MS	3,4-Dinitrotoluene	1	96	79	111
	OT29-GW-2903-01122015MS	WATER		MS	3-Nitrotoluene	1	104	50	130
	OT29-GW-2903-01122015MS	WATER		MS	4-Amino-2,6-dinitrotoluene	1	108	55	155
	OT29-GW-2903-01122015MS	WATER		MS	4-Nitrotoluene	1	101	50	130
	OT29-GW-2903-01122015MS	WATER		MS	HMX	1	114	80	115
	OT29-GW-2903-01122015MS	WATER		MS	Nitrobenzene	1	110	50	140
	OT29-GW-2903-01122015MS	WATER		MS	Nitroglycerin	1	107	80	120

Table 7. Matrix Spike and Matrix Spike Duplicate Sample Data Summary for Groundwater Samples for the Open Detonation Unit, Kirtland Air Force Base, December 2015

Method	Sample ID	Matrix	SDG	QA/QC Type	Analyte	Dilution	% Recovery	Lower Control Limit	Upper Control Limit
SW8330B									
	OT29-GW-2903-01122015MS	WATER	320-16238-1	MS	PETN	1	107	76	116
	OT29-GW-2903-01122015MS	WATER		MS	RDX	1	119	50	160
	OT29-GW-2903-01122015MS	WATER		MS	Tetryl	1	97	20	175
	OT29-GW-2903-01122015MSD	WATER		SD	1,3,5-Trinitrobenzene	1	104	65	140
	OT29-GW-2903-01122015MSD	WATER		SD	1,3-Dinitrobenzene	1	108	45	160
	OT29-GW-2903-01122015MSD	WATER		SD	2,4,6-Trinitrotoluene	1	95	50	145
	OT29-GW-2903-01122015MSD	WATER		SD	2,4-Dinitrotoluene	1	101	60	135
	OT29-GW-2903-01122015MSD	WATER		SD	2,6-Dinitrotoluene	1	100	60	135
	OT29-GW-2903-01122015MSD	WATER		SD	2-Amino-4,6-dinitrotoluene	1	102	50	155
	OT29-GW-2903-01122015MSD	WATER		SD	2-Nitrotoluene	1	95	45	135
	OT29-GW-2903-01122015MSD	WATER		SD	3,4-Dinitrotoluene	1	92	79	111
	OT29-GW-2903-01122015MSD	WATER		SD	3-Nitrotoluene	1	99	50	130
	OT29-GW-2903-01122015MSD	WATER		SD	4-Amino-2,6-dinitrotoluene	1	105	55	155
	OT29-GW-2903-01122015MSD	WATER		SD	4-Nitrotoluene	1	98	50	130
	OT29-GW-2903-01122015MSD	WATER		SD	HMX	1	109	80	115
	OT29-GW-2903-01122015MSD	WATER		SD	Nitrobenzene	1	105	50	140
	OT29-GW-2903-01122015MSD	WATER		SD	Nitroglycerin	1	102	80	120
	OT29-GW-2903-01122015MSD	WATER		SD	PETN	1	103	76	116
	OT29-GW-2903-01122015MSD	WATER		SD	RDX	1	112	50	160
	OT29-GW-2903-01122015MSD	WATER		SD	Tetryl	1	93	20	175
SW9034									
	OT29-GW-2903-01122015MS	WATER	320-16238-1	MS	Sulfide	1	99	90	110
	OT29-GW-2903-01122015MSD	WATER		**SD**	**Sulfide**	1	**86**	**90**	**110**
SW9056									
	OT29-GW-2903-01122015MS	WATER	320-16238-1	MS	Bromide	2	99	90	110
	OT29-GW-2903-01122015MS	WATER		**MS**	**Chloride**	25	**111**	**90**	**110**
	OT29-GW-2903-01122015MS	WATER		MS	Fluoride	2	98	90	110
	OT29-GW-2903-01122015MS	WATER		MS	Nitrate as N	2	97	90	110
	OT29-GW-2903-01122015MS	WATER		MS	Nitrite as N	2	102	90	110
	OT29-GW-2903-01122015MS	WATER		MS	Sulfate	25	95	90	110
	OT29-GW-2903-01122015MSD	WATER		SD	Bromide	2	100	90	110
	OT29-GW-2903-01122015MSD	WATER		SD	Chloride	25	110	90	110
	OT29-GW-2903-01122015MSD	WATER		SD	Fluoride	2	98	90	110
	OT29-GW-2903-01122015MSD	WATER		SD	Nitrate as N	2	97	90	110
	OT29-GW-2903-01122015MSD	WATER		SD	Nitrite as N	2	103	90	110
	OT29-GW-2903-01122015MSD	WATER		SD	Sulfate	25	95	90	110
	OT29-GW-2904-02122015MS	WATER	320-16272-1	MS	Bromide	2	99	90	110
	OT29-GW-2904-02122015MS	WATER		MS	Chloride	20	108	90	110
	OT29-GW-2904-02122015MS	WATER		MS	Fluoride	2	99	90	110
	OT29-GW-2904-02122015MS	WATER		**MS**	**Nitrate as N**	2	**89**	**90**	**110**
	OT29-GW-2904-02122015MS	WATER		MS	Nitrite as N	2	102	90	110
	OT29-GW-2904-02122015MS	WATER		**MS**	**Sulfate**	2	**111**	**90**	**110**

Table 7. Matrix Spike and Matrix Spike Duplicate Sample Data Summary for Groundwater Samples for the Open Detonation Unit, Kirtland Air Force Base, December 2015

Method	Sample ID	Matrix	SDG	QA/QC Type	Analyte	Dilution	% Recovery	Lower Control Limit	Upper Control Limit
SW9056									
	OT29-GW-2904-02122015MSD	WATER	320-16272-1	SD	Bromide	2	99	90	110
	OT29-GW-2904-02122015MSD	WATER		SD	Chloride	20	108	90	110
	OT29-GW-2904-02122015MSD	WATER		SD	Fluoride	2	99	90	110
	OT29-GW-2904-02122015MSD	WATER		**SD**	**Nitrate as N**	2	**88**	**90**	**110**
	OT29-GW-2904-02122015MSD	WATER		SD	Nitrite as N	2	102	90	110
	OT29-GW-2904-02122015MSD	WATER		SD	Sulfate	2	109	90	110
SW9060									
	OT29-GW-2903-01122015MS	WATER	320-16238-1	MS	Total Organic Carbon - Duplicates	1	100	90	110
	OT29-GW-2903-01122015MSD	WATER		SD	Total Organic Carbon - Duplicates	1	101	90	110

Bold formatting indicates recoveries below the lower control limit or above the upper control limit.

QA/QC Type

MS = Matrix Spike
SD = Matrix Spike Duplicate

APPENDIX C

February 2016 Data Quality Evaluation Report
Open Detonation Unit at Kirtland Air Force Base

CONTENTS

Section **Page**

1.0 INTRODUCTION 5
1.1 Analytical Data 5
2.0 DATA VERIFICATION RESULTS 7
2.1 Completeness Evaluation 7
2.1.1 Sampling Completeness 7
2.1.2 Analytical Completeness 7
2.2 Representativeness Evaluation 7
2.2.1 Holding Time and Preservation 7
2.3 Accuracy Evaluation 8
2.3.1 Calibration 8
2.3.2 Method Blank Samples 8
2.3.3 Field Blank Samples 9
2.3.4 Laboratory Control Samples 9
2.3.5 Internal Standards 10
2.3.6 Surrogate Samples 10
2.3.7 Matrix Spikes 10
2.3.8 Sample Quantitation 10
2.3.9 Post Digestion Spikes 10
2.4 Precision Evaluation 11
2.4.1 Field Duplicates 11
2.4.2 Laboratory Control Sample Duplicates 11
2.4.3 Matrix Spike Duplicate Samples 11
2.4.4 Serial Dilutions 11
2.4.5 Confirmation 11
2.5 Comparability Evaluation 11
2.6 Overall Assessment 12
REFERENCES 13

ATTACHMENT

Data Verification Tables

1 Summary of Analytical Parameters for Groundwater Samples for the Open Detonation Unit, Kirtland Air Force Base, February 2016

2 Summary of Data Qualification for Groundwater Samples for the Open Detonation Unit, Kirtland Air Force Base, February 2016

3 Summary of Analytical Results for Groundwater Samples for the Open Detonation Unit, Kirtland Air Force Base, February 2016

4 Holding Times for Groundwater Samples for the Open Detonation Unit, Kirtland Air Force Base, February 2016

5 Trip and Method Blank Data Summary for Groundwater Samples for the Open Detonation Unit, Kirtland Air Force Base, February 2016

6 Laboratory Control Samples Data Summary for Groundwater Samples for the Open Detonation Unit, Kirtland Air Force Base, February 2016

7 Matrix Spike and Matrix Spike Duplicate Sample Data Summary for Groundwater Samples for the Open Detonation Unit, Kirtland Air Force Base, February 2016

ACRONYMS AND ABBREVIATIONS

AFB	Air Force Base
AWWA	American Water Works Association
CCB	continuing calibration blank
CCV	continuing calibration verification
%D	percent difference
DQE	data quality evaluation
EB	equipment blank
EMPC	estimated maximum possible concentration
EPA	U.S. Environmental Protection Agency
FD	field duplicate
LCS	laboratory control spike
LCSD	laboratory control spike duplicate
LOQ	limit of quantitation
MS	matrix spike
MSD	matrix spike duplicate
PARCCS	precision, accuracy, representativeness, comparability, completeness, and sensitivity
PDS	post digestion spike
QC	quality control
%R	percent recovery
RPD	relative percent difference
TB	trip blank
TDS	total dissolved solids
TIC	tentatively identified compound
TOC	total organic carbon
UFP-QAPP	Uniform Federal Policy Quality Assurance Project Plan
USAF	U.S. Air Force

THIS PAGE INTENTIONALLY LEFT BLANK

1.0 INTRODUCTION

This data quality evaluation (DQE) report presents the analytical results for groundwater samples collected from the Open Detonation Unit at Kirtland Air Force Base (AFB), New Mexico. Groundwater samples were collected February 2 and 3, 2016. Guidance for this DQE report came from the *Uniform Federal Policy-Quality Assurance Project Plan (UFP-QAPP) to Support Closure of the Open Burn and Open Detonation Units at Kirtland AFB* (U.S. Air Force [USAF], 2012), the *Closure Plan for the Open Detonation Unit* (USAF, 2015), and individual method requirements. The analytical results were evaluated using the criteria of precision, accuracy, representativeness, comparability, completeness, and sensitivity (PARCCS) as defined in the UFP-QAPP.

1.1 Analytical Data

This DQE report provides the results and validation for four groundwater samples, one field duplicate (FD), one equipment blank (EB) and two trip blanks (TB) reported in four sample delivery groups identified as 320-17115-1, 320-17115-2, 320-17155-1 and 320-17155-2. The samples were collected and delivered to TestAmerica Laboratories, Inc. in Sacramento, California. TestAmerica subcontracted the white phosphorus analysis to ALS in Salt Lake City, Utah. Dioxin and furans, ammonia, total organic carbon, and sulfide analyses were subcontracted to TestAmerica Laboratories, Inc. in Denver, Colorado. Ethylene dibromide, 1,2-dibromo-3-chloropropane, and 1,2,3-trichloropropane was subcontracted to TestAmerica Laboratories, Inc. in Savanna, Georgia. Alkalinity was subcontracted to APPL Laboratories in Clovis, California.

The samples were analyzed by the methods listed in Table 1. The analytical results and quality control tables are located in the attachment of this report.

The analytical results were assessed by reviewing the following: (1) the chain-of-custody documentation; (2) holding-time compliance; (3) calibration criteria; (4) method blank and field blank samples; (5) laboratory control spike/laboratory control spike duplicate samples (LCS/LSCD); (6) surrogate spike recoveries; (7) matrix spike/matrix spike duplicate samples (MS/MSD); (8) FD precision; (9) internal standard recoveries; and (10) the required quality control (QC) samples at the specified frequencies.

Data flags were assigned according to the UFP-QAPP. Multiple flags are routinely applied to specific sample method, matrix, and analyte combinations, but there will only be one final flag. A final flag is applied to the data and is the most conservative of the applied validation flags. The final flag also includes matrix and blank sample impacts.

The data flags are those listed in the UFP-QAPP and are defined below:

J The analyte was positively identified; the associated numerical value is the approximate concentration of the analyte in the sample.

R The sample result was rejected due to serious deficiencies in the ability to analyze the sample and meet the QC criteria. The presence or absence of the analyte could not be verified.

U The analyte was analyzed for but was not detected above the reported sample quantitation limit (limit of detection) or a detection in the samples was changed to a non-detected result, flagged “U” due to blank contamination.

UJ The analyte was not detected above the reported sample quantitation limit. However, the reported quantitation limit is approximate and may or may not represent the actual limit of quantitation necessary to accurately and precisely measure the analyte in the sample.

UN Tentatively identified compounds; the compound was not detected

A summary of the qualified data is presented in Table 2.

2.0 DATA VERIFICATION RESULTS

2.1 Completeness Evaluation

2.1.1 Sampling Completeness

Sampling completeness was assessed by reviewing the chain-of-custody documentation. Required procedures were followed and all acceptance criteria were met indicating sample completeness for this project was 100 percent.

2.1.2 Analytical Completeness

Analytical completeness was evaluated using the following equation:

$$\text{Completeness} = \frac{\text{Number of valid data points}}{\text{Total number of measurements}} \times 100$$

Where:

The number of valid data points is the total number of valid analytical measurements based on the precision, accuracy, and holding-time evaluation.

All samples were analyzed according to the UFP-QAPP. Based on the results of the data verification, the data are considered valid as qualified. The completeness goal of 95 percent was met for all method and analyte combinations.

The analytical results are listed in Table 3.

2.2 Representativeness Evaluation

Representativeness is a qualitative expression of the degree to which sample data accurately and precisely represent a characteristic of a population, sampling point or an environmental condition. Representativeness is maximized by ensuring that the number and location of sampling points, sample collection and analysis methods are appropriate for the specific investigation and that the sampling and analysis program provides data that reflects “true” site conditions. The data were evaluated for representativeness by assessing the following: the use of standard methods and reporting units, sample preservation, and holding-time compliance.

2.2.1 Holding Time and Preservation

Holding time is the length of time after sample collection to extraction and/or analysis. All sample analyses met holding-time and preservation requirements for this project with the following exception:

- Sample OT29-GW-2903-03022016 was analyzed two days past the hold time criteria of seven days for Method SM2540C. The result was qualified as estimated and flagged “J” in the sample.

The sample holding times are listed in Table 4.

2.3 Accuracy Evaluation

Accuracy is a measure of the level of agreement between a measurement and a known true value. Accuracy is evaluated by percent recovery (%R), which is calculated using the following equation:

$$\%R = \frac{A-B}{C} \times 100$$

Where,

A = the measured concentration of the analyte in the spiked sample;
B = the measured concentration of the analyte in the unspiked sample; and
C = the concentration of the analyte used for spiking.

Accuracy was evaluated using initial and continuing calibration recoveries, LCS/LCSD recoveries, MS/MSD recoveries, post digestion spike recoveries, internal standard recoveries, surrogate spike recoveries, and the evaluation of method and field blank data.

2.3.1 Calibration

Initial and continuing calibration analyses were performed as required by the methods and acceptance criteria were met with the following exceptions:

- The percent differences (%D) for 1,2-dibromoethane and 1,2-dibromo-3-chloropropane were greater than criteria in one continuing calibration verification standard (CCV) associated with Method SW8011, indicating a possible high sample bias. Detected results were qualified as estimated and flagged "J" in the associated samples. Non-detected results were not qualified per the QAPP.

- The %D for trans-1,3-dichloropropene was greater than criteria in one CCV associated with Method SW8260B, indicating a possible high sample bias. The data were not qualified because the associated samples did not contain reportable levels of these analytes.

- Total organic carbon (TOC) was detected at a concentration less than the level of quantitation (LOQ) in the continuing calibration blanks (CCB) associated with Method SW9060. The data were qualified as not detected and flagged "U" when the sample concentrations were less than five times the blank concentration.

2.3.2 Method Blank Samples

A method blank is a clean matrix and is carried through the same analytical procedures as the environmental samples. Method blank samples were analyzed at the required frequency and were free of contamination with the following exceptions:

- Multiple analytes were detected at concentrations less than the LOQ in the method blanks associated with Method SW8290. The data were qualified as not detected and flagged "U" when the associated sample concentrations were less than five times the blank concentrations.

- Total dissolved solids (TDS) were detected at a concentration less than the LOQ in one method associated with Method SM2540C. The data were not qualified because the associated sample concentrations were greater than five times the blank concentration.

The results of the method blank analyses are presented in Table 5.

2.3.3 Field Blank Samples

The TB samples and an EB sample were collected, analyzed, and were free of contamination with the following exceptions:

- Multiple analytes were detected at concentrations less than the LOQ in the equipment blank associated with Method SW8290. The data were qualified as not detected and flagged "U" when the associated sample concentrations were less than five times the blank concentrations.

- Lead was detected at a concentration greater than the LOQ in the EB associated with Method SW6020. The data were qualified as not detected and flagged "U" when the associated sample concentrations were less than five times the blank concentration.

- TOC was detected at a concentration greater than the LOQ in the EB associated with Method SW9060. The data were qualified as not detected and flagged "U" when the associated sample concentrations were less than five times the blank concentrations.

- Several analytes were detected at concentrations less than the LOQ in the EB and/or TBs associated with Method SW8260B. In addition, acetone was detected at a concentration greater than the LOQ in the EB and TBs. The data were not qualified because the analytes were not detected in the samples.

- Multiple analytes were detected at concentrations less than and/or greater than the LOQ in the EB samples associated with Methods SW8270C and SW8270 SIM. The data were not qualified because the analytes were not detected in the samples.

- Total dissolved solids (TDS) were detected at a concentration less than the LOQ in the EB associated with Method SM2540C. The data were not qualified because the associated sample concentrations were greater than five times the blank concentration.

The results of the EB and TB analyses are presented in Table 5.

2.3.4 Laboratory Control Samples

The LCS/LCSD samples were analyzed to assess accuracy in the absence of matrix effects and acceptance criteria were met with the following exceptions:

- TDS was recovered less than the lower control limit in one LCS associated with Method SM2540C, indicating a possible low bias. The result was qualified as estimated and flagged "J" in the associated sample.

- Sulfide was recovered less than the lower control limit in the LCS/LCSDs associated with Method SW9034, indicating a possible low bias. The data were qualified as estimated non-detected results and flagged "UJ" in the samples.

The LCS/LCSD results are presented in Table 6.

2.3.5 Internal Standards

Internal standards were added to the methods requiring their use and all acceptance criteria were met.

2.3.6 Surrogate Samples

Surrogates were added to all samples for the methods requiring their use and all QC acceptance criteria were met.

2.3.7 Matrix Spikes

Site specific MS/MSD samples were analyzed to assess accuracy and to identify possible matrix effects associated with the samples. Only the "parent" samples were qualified for MS issues, but data users should take into consideration low spike recoveries when evaluating other sample locations. The MS/MSD samples were analyzed as required and met all acceptance criteria with the following exceptions:

- Sulfide was recovered less than the lower control limit in the MSD associated with Method SW9034 for sample OT29-GW-2903-03022016, indicating a possible low sample bias. The result was qualified as an estimated non-detect and flagged "UJ" in the parent sample.

- Lithium, potassium, and strontium were recovered less than the lower control limits in the MS and/or MSD associated with Method SW6020 for sample OT29-GW-2903-03022016, indicating a possible low sample bias. The data were qualified as estimated and flagged "J" in the parent sample.

- The recovery for 1,2,3,6,7,8-HxCDF was greater than the upper control limit in the MS associated with Method SW8290 for sample OT29-GW-2903-03022016, indicating a possible high sample bias. The result was not qualified because the parent sample did not contain a reportable level of 1,2,3,6,7,8-HxCDF.

The MS/MSD results are presented in Table 7.

2.3.8 Sample Quantitation

The laboratory reported methyl acetate and methyl cyclohexane in Method SW8260B and atrazine and caprolactam in Method SW8270C as tentatively identified compounds (TIC). These compounds are not included in the calibration at the laboratory. The data were flagged "UN" to indicate they were not detected in the samples.

The ion ratio for several analytes did not meet qualitative identification criteria in the samples associated with Method SW8290, indicating a possible interference. The data were reported as estimated maximum possible concentrations (EMPC) and flagged "J" in the samples.

2.3.9 Post Digestion Spikes

Post digestion spike (PDS) were analyzed according to methods requiring their use and QC acceptance were met.

2.4 Precision Evaluation

Precision measures the reproducibility of measurements under a given set of conditions and is expressed as relative percent difference (RPD):

$$RPD = \left(\frac{|A-B|}{[A+B]/2} \right) \times 100$$

Where,

A = the concentration of "parent" sample, and
B = the concentration of the "duplicate/replicate" sample.

Precision was evaluated for this project using FD, LCSD, MSD, serial dilutions, and confirmation sample RPDs.

2.4.1 Field Duplicates

One FD sample was collected and analyzed as required and all precision criteria were met with the following exceptions:

- The RPDs for nitrate, nitrite and sulfate exceeded criteria in FD pair OT29-GW-2904-02022016/ OT29-FD-2904-02022016. The data were qualified as estimated detected and non-detected results and flagged "J" and "UJ", respectively, in the FD pair.

2.4.2 Laboratory Control Sample Duplicates

The LCSD samples were analyzed and all precision criteria were met.

2.4.3 Matrix Spike Duplicate Samples

MSD samples were analyzed as required and all precision criteria were met.

2.4.4 Serial Dilutions

Serial dilutions were analyzed according to methods requiring their use and all precision criteria were met.

2.4.5 Confirmation

Confirmation samples were analyzed according to methods requiring their use and all precision criteria were met.

2.5 Comparability Evaluation

Comparability is expressed as the confidence level in which one data set may be compared to another data set. Standardized methodology was used in the collection, analysis, and reporting of the data. Therefore, the data from this sampling event should be comparable to data collected previously at the site.

2.6 Overall Assessment

Review of laboratory control data and field QC indicators were used to assess the PARCCS of the soil samples collected by CH2M at the Kirtland AFB Open Detonation Unit. The assessment concluded that the PARCCS of the data are generally acceptable. Evaluation of the data was modeled after the *Uniform Federal Policy-Quality Assurance Project Plan (UFP-QAPP) to Support Closure of the Open Burn and Open Detonation Units at Kirtland AFB* (USAF, 2012), the *Closure Plan for the Open Detonation Unit* (USAF, 2015), and individual method requirements.

Precision of the data was verified through the review of the field and laboratory data quality indicators that include FD, LCS/LCSD, MS/MSD, serial dilution and confirmation RPDs. Precision was generally acceptable with the exception of a few analytes being qualified as estimated detected and non-detected result in two samples. Data users should consider the impact to any result that is qualified as estimated as it may contain a bias which could affect the decision making process.

Accuracy of the data was verified through the review of calibration data, LCS/LCSD samples, MS/MSD samples, PDS samples, internal standards, and surrogate spike data, as well as the evaluation of method, field and calibration blank data. Accuracy was generally acceptable with the exception of a few analytes which were qualified as estimated detected and non-detected results in multiple samples due to calibration, LCS and/or MS/MSD issues. In addition, several analytes associated with Method SW8290 were qualified as estimated due to ion ratio issues in the samples. Multiple analytes were qualified as not detected in the samples due to calibration, equipment and/or method blank contamination.

Representativeness of the data was verified through the sample's collection, storage, and preservation procedures, and the verification of holding-time compliance. The laboratory did not note any issues related to storage of the samples. Sample OT29-GW-2903-03022016 was analyzed two days past the hold criteria for Method SM2540C, resulting in the data being qualified as estimated. All other data were reported from analyses within the method recommended holding time.

Comparability of the data was ensured through the use of standard analytical procedures and standard units for reporting. Results obtained are comparable to industry standards in that collection and analytical techniques followed approved, documented procedures.

Completeness is a measure of the number of valid measurements obtained in relation to the total number of measurements planned. Completeness is expressed as the percentage of valid or usable measurements, compared to planned measurements. Valid data are defined as all data that are not rejected for project use. The data are considered valid as qualified. The completeness goal of 95 percent was met for all method and analyte combinations

The results can be used for project decisions taking into consideration the validation flags applied to the data.

REFERENCES

AWWA, 2011. *Standard Methods for the Examination of Water and Wastewater, 22 Edition.* American Public Health Association, American Water Works Association, and Water Environment Federation. December.

EPA, 1993. *Determination of Ammonia Nitrogen by Semi-Automated Colorimetry.* U.S. Environmental Protection Agency.

EPA, 1996. *EPA Test Methods for Evaluating Solid Waste Physical/Chemical Methods (SW-846) 3rd ed. with updates.* U.S. Environmental Protection Agency.

USAF, 2012. *Uniform Federal Policy-Quality Assurance Project Plan (UFP-QAPP) to Support Closure of the Open Burn and Open Detonation Units at Kirtland AFB.* U. S. Air Force, Kirtland Air Force Base, New Mexico. April.

USAF, 2015. *Closure Plan for Open Detonation Unit.* U.S. Air Force, Kirtland Air Force Base, New Mexico. April.

THIS PAGE INTENTIONALLY LEFT BLANK

ATTACHMENT
Data Validation Tables

THIS PAGE INTENTIONALLY LEFT BLANK

Table 1. Summary of Analytical Parameters for Groundwater Samples for the Open Detonation Unit, Kirtland Air Force Base, February 2016

Parameter	Method	Matrix	Laboratory
Metals	SW/6010B/SW6020/7470A (U.S. Environmental Protection Agency [EPA], 1996; 2007 update)	Water	TestAmerica California
Perchlorate	SW6850 (EPA, 1996; 2007 update)	Water	TestAmerica California
Volatile Organic Compounds	SW8260B (EPA, 1996)	Water	TestAmerica Colorado
1,2-Dibromoethane; 1,2-dibromo-3-chloropropane; 1,2,3-trichloropropane	SW8011 (EPA, 1996)	Water	TestAmerica Georgia
Semivolatile Organic Compounds (including 1,4-dioxane)	SW8270C/SW8270 SIM (EPA, 1996)	Water	TestAmerica California
Explosives	SW8330B (EPA, 1996; 2006 update)	Water	TestAmerica California
Dioxins/Furans	SW8290 (EPA, 1996; 2007 update)	Water	TestAmerica Colorado
White Phosphorus	SW7580 (EPA, 1996)	Water	ALS
Anions	SW9056 (EPA, 1996)	Water	TestAmerica California
Alkalinity	SM2320B (American Water Works Association [AWWA], 2011)	Water	APPL
Ammonia	EPA350.1 (EPA, 1993)	Water	TestAmerica Colorado
Total Organic Carbon	SW9060 (EPA, 1996)	Water	TestAmerica Colorado
Sulfide	SW9034 (EPA, 1996)	Water	TestAmerica Colorado
Total Dissolved Solids	SM2540C (AWWA, 2011)	Water	TestAmerica California

Table 2. Summary of Data Qualification for Groundwater Samples for the Open Detonation Unit, Kirtland Air Force Base, February 2016

Sample Identification	Method	Analyte	Units	Final Result	Validation Flag	Validation Reason
OT29-FD-2904-02022016	SW8260B	Methyl Acetate	µg/L	1	UN	TIC
OT29-FD-2904-02022016	SW8260B	Methyl Cyclohexane	µg/L	1	UN	TIC
OT29-FD-2904-02022016	SW8270	Atrazine	µg/L	49	UN	TIC
OT29-FD-2904-02022016	SW8270	Caprolactam	µg/L	49	UN	TIC
OT29-FD-2904-02022016	SW8290	1,2,3,4,6,7,8,9-OCDD	pg/L	11	U	LB<LOQ, EB<LOQ, EMPC (J)
OT29-FD-2904-02022016	SW8290	1,2,3,4,6,7,8-HpCDD	pg/L	1	U	LB<LOQ, EMPC (J)
OT29-FD-2904-02022016	SW8290	1,2,3,4,6,7,8-HpCDF	pg/L	0.91	U	LB<LOQ, EMPC (J)
OT29-FD-2904-02022016	SW8290	1,2,3,4,7,8-HxCDF	pg/L	0.33	U	LB<LOQ, EMPC (J)
OT29-FD-2904-02022016	SW8290	OCDF	pg/L	5	U	LB<LOQ, EB<LOQ, EMPC (J)
OT29-FD-2904-02022016	SW8290	Total HpCDD	pg/L	1.9	U	LB<LOQ, EB<LOQ, EMPC (J)
OT29-FD-2904-02022016	SW8290	Total HpCDF	pg/L	0.91	U	LB<LOQ, EMPC (J)
OT29-FD-2904-02022016	SW8290	Total HxCDF	pg/L	0.33	U	LB<LOQ, EMPC (J)
OT29-FD-2904-02022016	SW9034	Sulfide	mg/L	1.9	UJ	LCS<LCL, LCSD<LCL
OT29-FD-2904-02022016	SW9056	Nitrate as N	mg/L	0.78	J	FD>RPD
OT29-FD-2904-02022016	SW9056	Nitrite as N	mg/L	0.06	UJ	FD>RPD
OT29-FD-2904-02022016	SW9056	Sulfate	mg/L	81	J	FD>RPD
OT29-GW-2901-02022016	SW8011	1,2-Dibromoethane (EDB)	µg/L	0.057	J	CCV>UCL
OT29-GW-2901-02022016	SW8260B	Methyl Acetate	µg/L	1	UN	TIC
OT29-GW-2901-02022016	SW8260B	Methyl Cyclohexane	µg/L	1	UN	TIC
OT29-GW-2901-02022016	SW8270	Atrazine	µg/L	51	UN	TIC
OT29-GW-2901-02022016	SW8270	Caprolactam	µg/L	51	UN	TIC
OT29-GW-2901-02022016	SW8290	1,2,3,4,6,7,8,9-OCDD	pg/L	9.2	U	LB<LOQ, EB<LOQ
OT29-GW-2901-02022016	SW8290	1,2,3,4,6,7,8-HpCDF	pg/L	0.62	U	LB<LOQ
OT29-GW-2901-02022016	SW8290	OCDF	pg/L	4.5	U	LB<LOQ, EB<LOQ
OT29-GW-2901-02022016	SW8290	Total HpCDD	pg/L	0.77	U	LB<LOQ, EB<LOQ, EMPC (J)
OT29-GW-2901-02022016	SW8290	Total HpCDF	pg/L	0.62	U	LB<LOQ
OT29-GW-2901-02022016	SW9034	Sulfide	mg/L	1.9	UJ	LCS<LCL, LCSD<LCL
OT29-GW-2902-03022016	SW6020	Lead	mg/L	0.0022	U	EB>LOQ
OT29-GW-2902-03022016	SW8011	1,2-Dibromoethane (EDB)	µg/L	0.019	J	CCV>UCL
OT29-GW-2902-03022016	SW8260B	Methyl Acetate	µg/L	1	UN	TIC
OT29-GW-2902-03022016	SW8260B	Methyl Cyclohexane	µg/L	1	UN	TIC
OT29-GW-2902-03022016	SW8270	Atrazine	µg/L	48	UN	TIC
OT29-GW-2902-03022016	SW8270	Caprolactam	µg/L	48	UN	TIC
OT29-GW-2902-03022016	SW8290	1,2,3,4,6,7,8,9-OCDD	pg/L	11	U	LB<LOQ, EB<LOQ
OT29-GW-2902-03022016	SW8290	1,2,3,4,6,7,8-HpCDD	pg/L	1.6	U	LB<LOQ
OT29-GW-2902-03022016	SW8290	1,2,3,4,6,7,8-HpCDF	pg/L	1.1	U	LB<LOQ
OT29-GW-2902-03022016	SW8290	1,2,3,4,7,8,9-HpCDF	pg/L	0.73	J	EMPC
OT29-GW-2902-03022016	SW8290	1,2,3,4,7,8-HxCDD	pg/L	0.56	J	EMPC
OT29-GW-2902-03022016	SW8290	1,2,3,4,7,8-HxCDF	pg/L	0.46	U	LB<LOQ
OT29-GW-2902-03022016	SW8290	1,2,3,6,7,8-HxCDD	pg/L	0.54	J	EMPC
OT29-GW-2902-03022016	SW8290	1,2,3,6,7,8-HxCDF	pg/L	0.54	J	EMPC
OT29-GW-2902-03022016	SW8290	1,2,3,6,7,8-HxCDF	pg/L	0.54	U	LB<LOQ
OT29-GW-2902-03022016	SW8290	1,2,3,7,8,9-HxCDF	pg/L	0.76	U	LB<LOQ

Table 2. Summary of Data Qualification for Groundwater Samples for the Open Detonation Unit, Kirtland Air Force Base, February 2016

Sample Identification	Method	Analyte	Units	Final Result	Validation Flag	Validation Reason
OT29-GW-2902-03022016	SW8290	OCDF	pg/L	6.2	U	LB<LOQ, EB<LOQ
OT29-GW-2902-03022016	SW8290	Total HpCDD	pg/L	2.4	U	LB<LOQ, EB<LOQ, EMPC (J)
OT29-GW-2902-03022016	SW8290	Total HpCDF	pg/L	1.9	U	LB<LOQ, EMPC (J)
OT29-GW-2902-03022016	SW8290	Total HxCDD	pg/L	1.1	U	EB<LOQ, EMPC (J)
OT29-GW-2902-03022016	SW8290	Total HxCDF	pg/L	1.8	U	LB<LOQ, EMPC (J)
OT29-GW-2902-03022016	SW9034	Sulfide	mg/L	1.9	UJ	LCS<LCL
OT29-GW-2903-03022016	SM2540C	Total Dissolved Solids	mg/L	1200	J	HT>UCL, LCS<LCL
OT29-GW-2903-03022016	SW6020	Lithium	mg/L	0.75	J	MS<LCL, SD<LCL
OT29-GW-2903-03022016	SW6020	Potassium	mg/L	13	J	SD<LCL
OT29-GW-2903-03022016	SW6020	Strontium	mg/L	1.1	J	MS<LCL
OT29-GW-2903-03022016	SW8260B	Methyl Acetate	µg/L	1	UN	TIC
OT29-GW-2903-03022016	SW8260B	Methyl Cyclohexane	µg/L	1	UN	TIC
OT29-GW-2903-03022016	SW8270	Atrazine	µg/L	50	UN	TIC
OT29-GW-2903-03022016	SW8270	Caprolactam	µg/L	50	UN	TIC
OT29-GW-2903-03022016	SW8290	1,2,3,4,6,7,8,9-OCDD	pg/L	17	U	LB<LOQ
OT29-GW-2903-03022016	SW8290	1,2,3,4,6,7,8-HpCDD	pg/L	0.68	U	LB<LOQ
OT29-GW-2903-03022016	SW8290	1,2,3,4,6,7,8-HpCDF	pg/L	0.39	U	LB<LOQ
OT29-GW-2903-03022016	SW8290	OCDF	pg/L	8.4	U	LB<LOQ, EB<LOQ
OT29-GW-2903-03022016	SW8290	Total HpCDD	pg/L	0.68	U	LB<LOQ, EB<LOQ
OT29-GW-2903-03022016	SW8290	Total HpCDF	pg/L	0.39	U	LB<LOQ
OT29-GW-2903-03022016	SW9034	Sulfide	mg/L	1.9	UJ	LCS<LCL, SD<LCL
OT29-GW-2903-03022016	SW9060	Total Organic Carbon - Duplicates	mg/L	0.27	U	CCB<LOQ
OT29-GW-2904-02022016	SW8260B	Methyl Acetate	µg/L	1	UN	TIC
OT29-GW-2904-02022016	SW8260B	Methyl Cyclohexane	µg/L	1	UN	TIC
OT29-GW-2904-02022016	SW8270	Atrazine	µg/L	48	UN	TIC
OT29-GW-2904-02022016	SW8270	Caprolactam	µg/L	48	UN	TIC
OT29-GW-2904-02022016	SW8290	1,2,3,4,6,7,8,9-OCDD	pg/L	13	U	LB<LOQ
OT29-GW-2904-02022016	SW8290	1,2,3,4,6,7,8-HpCDD	pg/L	1.5	U	LB<LOQ
OT29-GW-2904-02022016	SW8290	1,2,3,4,6,7,8-HpCDF	pg/L	1.3	U	LB<LOQ
OT29-GW-2904-02022016	SW8290	OCDF	pg/L	7.7	U	LB<LOQ, EB<LOQ
OT29-GW-2904-02022016	SW8290	Total HpCDD	pg/L	3	U	LB<LOQ, EB<LOQ
OT29-GW-2904-02022016	SW8290	Total HpCDF	pg/L	1.3	U	LB<LOQ
OT29-GW-2904-02022016	SW9034	Sulfide	mg/L	1.9	UJ	LCS<LCL, LCSD<LCL
OT29-GW-2904-02022016	SW9056	Nitrate as N	mg/L	0.06	UJ	FD>RPD
OT29-GW-2904-02022016	SW9056	Nitrite as N	mg/L	0.06	UJ	FD>RPD
OT29-GW-2904-02022016	SW9056	Sulfate	mg/L	80	J	FD>RPD
OT29-GW-2904-02022016	SW9060	Total Organic Carbon - Duplicates	mg/L	0.19	U	CCB<LOQ

Table 2. Summary of Data Qualification for Groundwater Samples for the Open Detonation Unit, Kirtland Air Force Base, February 2016

Validation Reasons	
CCB<LOQ	The analyte was detected in the continuing calibration blank at a concentration less than the limit of quantitation
CCV>UCL	The continuing calibration verification standard was recovered greater than criteria
EB<LOQ	The analyte was detected in the equipment blank at a concentration less than the limit of quantitation
EB>LOQ	The analyte was detected in the equipment blank at a concentration greater than the limit of quantitation
EMPC	Estimated maximum possible concentration
FD>RPD	The relative percent difference exceeded criteria in the field duplicate pair
HT>UCL	The hold time exceeded criteria
LB<LOQ	The analyte was detected in the method blank at a concentration less than the limit of quantitation
LCS<LCL	The laboratory control sample was recovered less than the lower control limit
LCSD<LCL	The laboratory control sample duplicate was recovered less than the lower control limit
MS<LCL	The matrix spike was recovered less than the lower control limit
SD<LCL	The matrix spike duplicate was recovered less than the lower control limit
TIC	Tentatively Identified Compound
Validation Flags	
J	The analyte was positively identified; the associated numerical value is the approximate concentration of the analyte in the sample
U	The analyte was qualified as not detected due to contamination in the method and/or equipment blank.
UJ	The analyte was not detected above the reported sample quantitation limit. However, the reported quantitation limit is approximate and may or may not represent the actual limit of detection necessary to accurately and precisely measure the analyte in the sample.
UN	Tentatively identified compounds; the compound was not detected
Notes	
CCB	Continuing calibration blank
EB	Equipment blank
FD	Field Duplicate
GW	Groundwater
HT	Holding time
LB	Method blank
LCS	Laboratory control sample
LCSD	Laboratory control sample duplicate
LOQ	Level of quantitation
mg/L	milligram per liter
MS	Matrix spike
pg/L	picogram per liter
RPD	Relative percent difference
SD	Matrix spike duplicate
UCL	Upper confidence limit
µg/L	microgram per liter

Table 3. Summary of Analytical Results for Groundwater Samples for the Open Detonation Unit, Kirtland Air Force Base, February 2016

Method	Sample ID	Matrix	QA/QC Type	Analyte	Result*	DL	LOD	LOQ	Units
A2320									
	OT29-FD-2904-0202201	WATER	FD	Alkalinity	813	0.85	1.7	2	MG/L
	OT29-FD-2904-0202201	WATER	FD	Bicarbonate Alkalinity as CaCO3	813	0.85	1.7	2	MG/L
	OT29-FD-2904-0202201	WATER	FD	Carbonate Alkalinity as CaCO3	1.7 U	0.85	1.7	2	MG/L
	OT29-FD-2904-0202201	WATER	FD	Hydroxide Alkalinity	1.7 U	0.85	1.7	2	MG/L
	OT29-GW-2901-0202201	WATER	N	Alkalinity	678	0.85	1.7	2	MG/L
	OT29-GW-2901-0202201	WATER	N	Bicarbonate Alkalinity as CaCO3	678	0.85	1.7	2	MG/L
	OT29-GW-2901-0202201	WATER	N	Carbonate Alkalinity as CaCO3	1.7 U	0.85	1.7	2	MG/L
	OT29-GW-2901-0202201	WATER	N	Hydroxide Alkalinity	1.7 U	0.85	1.7	2	MG/L
	OT29-GW-2902-0302201	WATER	N	Alkalinity	710	0.85	1.7	2	MG/L
	OT29-GW-2902-0302201	WATER	N	Bicarbonate Alkalinity as CaCO3	710	0.85	1.7	2	MG/L
	OT29-GW-2902-0302201	WATER	N	Carbonate Alkalinity as CaCO3	1.7 U	0.85	1.7	2	MG/L
	OT29-GW-2902-0302201	WATER	N	Hydroxide Alkalinity	1.7 U	0.85	1.7	2	MG/L
	OT29-GW-2903-0302201	WATER	N	Alkalinity	639	0.85	1.7	2	MG/L
	OT29-GW-2903-0302201	WATER	N	Bicarbonate Alkalinity as CaCO3	639	0.85	1.7	2	MG/L
	OT29-GW-2903-0302201	WATER	N	Carbonate Alkalinity as CaCO3	1.7 U	0.85	1.7	2	MG/L
	OT29-GW-2903-0302201	WATER	N	Hydroxide Alkalinity	1.7 U	0.85	1.7	2	MG/L
	OT29-GW-2904-0202201	WATER	N	Alkalinity	785	0.85	1.7	2	MG/L
	OT29-GW-2904-0202201	WATER	N	Bicarbonate Alkalinity as CaCO3	785	0.85	1.7	2	MG/L
	OT29-GW-2904-0202201	WATER	N	Carbonate Alkalinity as CaCO3	1.7 U	0.85	1.7	2	MG/L
	OT29-GW-2904-0202201	WATER	N	Hydroxide Alkalinity	1.7 U	0.85	1.7	2	MG/L
E350.1									
	OT29-FD-2904-02022016	WATER	FD	Ammonia as N	0.05 U	0.022	0.05	0.1	MG/L
	OT29-GW-2901-02022016	WATER	N	Ammonia as N	0.05 U	0.022	0.05	0.1	MG/L
	OT29-GW-2902-03022016	WATER	N	Ammonia as N	0.05 U	0.022	0.05	0.1	MG/L

Table 3. Summary of Analytical Results for Groundwater Samples for the Open Detonation Unit, Kirtland Air Force Base, February 2016

Method	Sample ID	Matrix	QA/QC Type	Analyte	Result*	DL	LOD	LOQ	Units
E350.1									
	OT29-GW-2903-03022016	WATER	N	Ammonia as N	0.05 U	0.022	0.05	0.1	MG/L
	OT29-GW-2904-02022016	WATER	N	Ammonia as N	0.05 U	0.022	0.05	0.1	MG/L
EPA 7580									
	OT29-FD-2904-02022016	WATER	FD	White Phosphorus	0.05 U	0.016	0.05	0.1	UG/L
	OT29-GW-2901-02022016	WATER	N	White Phosphorus	0.05 U	0.016	0.05	0.1	UG/L
	OT29-GW-2902-03022016	WATER	N	White Phosphorus	0.05 U	0.016	0.05	0.1	UG/L
	OT29-GW-2903-03022016	WATER	N	White Phosphorus	0.05 U	0.016	0.05	0.1	UG/L
	OT29-GW-2904-02022016	WATER	N	White Phosphorus	0.05 U	0.016	0.05	0.1	UG/L
SM2540C									
	OT29-FD-2904-02022016	WATER	FD	Total Dissolved Solids	1400	5.4	10	10	MG/L
	OT29-GW-2901-02022016	WATER	N	Total Dissolved Solids	1300	5.4	10	10	MG/L
	OT29-GW-2902-03022016	WATER	N	Total Dissolved Solids	1300	5.4	10	10	MG/L
	OT29-GW-2903-03022016	WATER	N	Total Dissolved Solids	1200 J	11	20	20	MG/L
	OT29-GW-2904-02022016	WATER	N	Total Dissolved Solids	1400	5.4	10	10	MG/L
SW6010B									
	OT29-FD-2904-02022016	WATER	FD	Boron	0.36	0.021	0.05	0.1	MG/L
	OT29-FD-2904-02022016	WATER	FD	Calcium	280	0.1	0.25	0.5	MG/L
	OT29-FD-2904-02022016	WATER	FD	Iron	0.055 J	0.02	0.05	0.1	MG/L
	OT29-FD-2904-02022016	WATER	FD	Magnesium	65	0.04	0.1	0.5	MG/L
	OT29-FD-2904-02022016	WATER	FD	Sodium	130	0.25	0.5	1	MG/L
	OT29-GW-2901-02022016	WATER	N	Boron	0.51	0.021	0.05	0.1	MG/L
	OT29-GW-2901-02022016	WATER	N	Calcium	250	0.1	0.25	0.5	MG/L
	OT29-GW-2901-02022016	WATER	N	Iron	1.4	0.02	0.05	0.1	MG/L
	OT29-GW-2901-02022016	WATER	N	Magnesium	47	0.04	0.1	0.5	MG/L

Table 3. Summary of Analytical Results for Groundwater Samples for the Open Detonation Unit, Kirtland Air Force Base, February 2016

Method	Sample ID	Matrix	QA/QC Type	Analyte	Result*	DL	LOD	LOQ	Units
SW6010B									
	OT29-GW-2901-02022016	WATER	N	Sodium	170	0.25	0.5	1	MG/L
	OT29-GW-2902-03022016	WATER	N	Boron	0.42	0.021	0.05	0.1	MG/L
	OT29-GW-2902-03022016	WATER	N	Calcium	260	0.1	0.25	0.5	MG/L
	OT29-GW-2902-03022016	WATER	N	Iron	0.18	0.02	0.05	0.1	MG/L
	OT29-GW-2902-03022016	WATER	N	Magnesium	57	0.04	0.1	0.5	MG/L
	OT29-GW-2902-03022016	WATER	N	Sodium	150	0.25	0.5	1	MG/L
	OT29-GW-2903-03022016	WATER	N	Boron	0.49	0.021	0.05	0.1	MG/L
	OT29-GW-2903-03022016	WATER	N	Calcium	220	0.1	0.25	0.5	MG/L
	OT29-GW-2903-03022016	WATER	N	Iron	0.05 U	0.02	0.05	0.1	MG/L
	OT29-GW-2903-03022016	WATER	N	Magnesium	42	0.04	0.1	0.5	MG/L
	OT29-GW-2903-03022016	WATER	N	Sodium	180	0.25	0.5	1	MG/L
	OT29-GW-2904-02022016	WATER	N	Boron	0.36	0.021	0.05	0.1	MG/L
	OT29-GW-2904-02022016	WATER	N	Calcium	280	0.1	0.25	0.5	MG/L
	OT29-GW-2904-02022016	WATER	N	Iron	0.032 J	0.02	0.05	0.1	MG/L
	OT29-GW-2904-02022016	WATER	N	Magnesium	65	0.04	0.1	0.5	MG/L
	OT29-GW-2904-02022016	WATER	N	Sodium	130	0.25	0.5	1	MG/L
SW6020									
	OT29-FD-2904-02022016	WATER	FD	Antimony	0.004 U	0.002	0.004	0.006	MG/L
	OT29-FD-2904-02022016	WATER	FD	Arsenic	0.003 U	0.001	0.003	0.005	MG/L
	OT29-FD-2904-02022016	WATER	FD	Barium	0.014	0.0005	0.002	0.003	MG/L
	OT29-FD-2904-02022016	WATER	FD	Beryllium	0.00061 J	0.0002	0.0005	0.001	MG/L
	OT29-FD-2904-02022016	WATER	FD	Cadmium	0.001 U	0.0005	0.001	0.0015	MG/L
	OT29-FD-2904-02022016	WATER	FD	Chromium	0.0045 U	0.0015	0.0045	0.005	MG/L
	OT29-FD-2904-02022016	WATER	FD	Cobalt	0.002 U	0.001	0.002	0.003	MG/L

Table 3. Summary of Analytical Results for Groundwater Samples for the Open Detonation Unit, Kirtland Air Force Base, February 2016

Method	Sample ID	Matrix	QA/QC Type	Analyte	Result*	DL	LOD	LOQ	Units
SW6020									
	OT29-FD-2904-02022016	WATER	FD	Copper	0.003 U	0.001	0.003	0.005	MG/L
	OT29-FD-2904-02022016	WATER	FD	Lead	0.0012 U	0.0006	0.0012	0.002	MG/L
	OT29-FD-2904-02022016	WATER	FD	Lithium	0.28	0.006	0.015	0.015	MG/L
	OT29-FD-2904-02022016	WATER	FD	Manganese	0.083	0.002	0.005	0.008	MG/L
	OT29-FD-2904-02022016	WATER	FD	Molybdenum	0.0021 J	0.001	0.002	0.003	MG/L
	OT29-FD-2904-02022016	WATER	FD	Nickel	0.0014 J	0.001	0.002	0.003	MG/L
	OT29-FD-2904-02022016	WATER	FD	Potassium	7.5	0.025	0.1	0.12	MG/L
	OT29-FD-2904-02022016	WATER	FD	Selenium	0.002 U	0.001	0.002	0.003	MG/L
	OT29-FD-2904-02022016	WATER	FD	Silver	0.0006 U	0.0003	0.0006	0.001	MG/L
	OT29-FD-2904-02022016	WATER	FD	Strontium	1.8	0.002	0.004	0.005	MG/L
	OT29-FD-2904-02022016	WATER	FD	Thallium	0.001 U	0.0005	0.001	0.0015	MG/L
	OT29-FD-2904-02022016	WATER	FD	Tin	0.03 U	0.012	0.03	0.05	MG/L
	OT29-FD-2904-02022016	WATER	FD	Vanadium	0.012 U	0.006	0.012	0.02	MG/L
	OT29-FD-2904-02022016	WATER	FD	Zinc	0.012 U	0.004	0.012	0.02	MG/L
	OT29-GW-2901-02022016	WATER	N	Antimony	0.004 U	0.002	0.004	0.006	MG/L
	OT29-GW-2901-02022016	WATER	N	Arsenic	0.0079	0.001	0.003	0.005	MG/L
	OT29-GW-2901-02022016	WATER	N	Barium	0.058	0.0005	0.002	0.003	MG/L
	OT29-GW-2901-02022016	WATER	N	Beryllium	0.00098 J	0.0002	0.0005	0.001	MG/L
	OT29-GW-2901-02022016	WATER	N	Cadmium	0.001 U	0.0005	0.001	0.0015	MG/L
	OT29-GW-2901-02022016	WATER	N	Chromium	0.0029 J	0.0015	0.0045	0.005	MG/L
	OT29-GW-2901-02022016	WATER	N	Cobalt	0.002 U	0.001	0.002	0.003	MG/L
	OT29-GW-2901-02022016	WATER	N	Copper	0.0019 J	0.001	0.003	0.005	MG/L
	OT29-GW-2901-02022016	WATER	N	Lead	0.0012 U	0.0006	0.0012	0.002	MG/L

Table 3. Summary of Analytical Results for Groundwater Samples for the Open Detonation Unit, Kirtland Air Force Base, February 2016

Method	Sample ID	Matrix	QA/QC Type	Analyte	Result*	DL	LOD	LOQ	Units
SW6020									
	OT29-GW-2901-02022016	WATER	N	Lithium	0.76	0.006	0.015	0.015	MG/L
	OT29-GW-2901-02022016	WATER	N	Manganese	0.037	0.002	0.005	0.008	MG/L
	OT29-GW-2901-02022016	WATER	N	Molybdenum	0.0013 J	0.001	0.002	0.003	MG/L
	OT29-GW-2901-02022016	WATER	N	Nickel	0.0035	0.001	0.002	0.003	MG/L
	OT29-GW-2901-02022016	WATER	N	Potassium	9.6	0.025	0.1	0.12	MG/L
	OT29-GW-2901-02022016	WATER	N	Selenium	0.002 U	0.001	0.002	0.003	MG/L
	OT29-GW-2901-02022016	WATER	N	Silver	0.0006 U	0.0003	0.0006	0.001	MG/L
	OT29-GW-2901-02022016	WATER	N	Strontium	1.5	0.002	0.004	0.005	MG/L
	OT29-GW-2901-02022016	WATER	N	Thallium	0.001 U	0.0005	0.001	0.0015	MG/L
	OT29-GW-2901-02022016	WATER	N	Tin	0.03 U	0.012	0.03	0.05	MG/L
	OT29-GW-2901-02022016	WATER	N	Vanadium	0.012 U	0.006	0.012	0.02	MG/L
	OT29-GW-2901-02022016	WATER	N	Zinc	0.0069 J	0.004	0.012	0.02	MG/L
	OT29-GW-2902-03022016	WATER	N	Antimony	0.004 U	0.002	0.004	0.006	MG/L
	OT29-GW-2902-03022016	WATER	N	Arsenic	0.003 U	0.001	0.003	0.005	MG/L
	OT29-GW-2902-03022016	WATER	N	Barium	0.076	0.0005	0.002	0.003	MG/L
	OT29-GW-2902-03022016	WATER	N	Beryllium	0.0005 U	0.0002	0.0005	0.001	MG/L
	OT29-GW-2902-03022016	WATER	N	Cadmium	0.001 U	0.0005	0.001	0.0015	MG/L
	OT29-GW-2902-03022016	WATER	N	Chromium	0.0019 J	0.0015	0.0045	0.005	MG/L
	OT29-GW-2902-03022016	WATER	N	Cobalt	0.002 U	0.001	0.002	0.003	MG/L
	OT29-GW-2902-03022016	WATER	N	Copper	0.003 U	0.001	0.003	0.005	MG/L
	OT29-GW-2902-03022016	WATER	N	Lead	0.0022 U	0.0006	0.0012	0.002	MG/L
	OT29-GW-2902-03022016	WATER	N	Lithium	0.4	0.006	0.015	0.015	MG/L
	OT29-GW-2902-03022016	WATER	N	Manganese	0.032	0.002	0.005	0.008	MG/L

Table 3. Summary of Analytical Results for Groundwater Samples for the Open Detonation Unit, Kirtland Air Force Base, February 2016

Method	Sample ID	Matrix	QA/QC Type	Analyte	Result*	DL	LOD	LOQ	Units
SW6020									
	OT29-GW-2902-03022016	WATER	N	Molybdenum	0.0043	0.001	0.002	0.003	MG/L
	OT29-GW-2902-03022016	WATER	N	Nickel	0.0026 J	0.001	0.002	0.003	MG/L
	OT29-GW-2902-03022016	WATER	N	Potassium	6.7	0.025	0.1	0.12	MG/L
	OT29-GW-2902-03022016	WATER	N	Selenium	0.002 U	0.001	0.002	0.003	MG/L
	OT29-GW-2902-03022016	WATER	N	Silver	0.0006 U	0.0003	0.0006	0.001	MG/L
	OT29-GW-2902-03022016	WATER	N	Strontium	1.7	0.002	0.004	0.005	MG/L
	OT29-GW-2902-03022016	WATER	N	Thallium	0.001 U	0.0005	0.001	0.0015	MG/L
	OT29-GW-2902-03022016	WATER	N	Tin	0.03 U	0.012	0.03	0.05	MG/L
	OT29-GW-2902-03022016	WATER	N	Vanadium	0.012 U	0.006	0.012	0.02	MG/L
	OT29-GW-2902-03022016	WATER	N	Zinc	0.012 U	0.004	0.012	0.02	MG/L
	OT29-GW-2903-03022016	WATER	N	Antimony	0.004 U	0.002	0.004	0.006	MG/L
	OT29-GW-2903-03022016	WATER	N	Arsenic	0.0019 J	0.001	0.003	0.005	MG/L
	OT29-GW-2903-03022016	WATER	N	Barium	0.078	0.0005	0.002	0.003	MG/L
	OT29-GW-2903-03022016	WATER	N	Beryllium	0.0011	0.0002	0.0005	0.001	MG/L
	OT29-GW-2903-03022016	WATER	N	Cadmium	0.001 U	0.0005	0.001	0.0015	MG/L
	OT29-GW-2903-03022016	WATER	N	Chromium	0.0045 U	0.0015	0.0045	0.005	MG/L
	OT29-GW-2903-03022016	WATER	N	Cobalt	0.002 U	0.001	0.002	0.003	MG/L
	OT29-GW-2903-03022016	WATER	N	Copper	0.003 U	0.001	0.003	0.005	MG/L
	OT29-GW-2903-03022016	WATER	N	Lead	0.0012 U	0.0006	0.0012	0.002	MG/L
	OT29-GW-2903-03022016	WATER	N	Lithium	0.75 J	0.006	0.015	0.015	MG/L
	OT29-GW-2903-03022016	WATER	N	Manganese	0.005 U	0.002	0.005	0.008	MG/L
	OT29-GW-2903-03022016	WATER	N	Molybdenum	0.002 U	0.001	0.002	0.003	MG/L
	OT29-GW-2903-03022016	WATER	N	Nickel	0.002 U	0.001	0.002	0.003	MG/L

Table 3. Summary of Analytical Results for Groundwater Samples for the Open Detonation Unit, Kirtland Air Force Base, February 2016

Method	Sample ID	Matrix	QA/QC Type	Analyte	Result*	DL	LOD	LOQ	Units
SW6020									
	OT29-GW-2903-03022016	WATER	N	Potassium	13 J	0.025	0.1	0.12	MG/L
	OT29-GW-2903-03022016	WATER	N	Selenium	0.0011 J	0.001	0.002	0.003	MG/L
	OT29-GW-2903-03022016	WATER	N	Silver	0.0006 U	0.0003	0.0006	0.001	MG/L
	OT29-GW-2903-03022016	WATER	N	Strontium	1.1 J	0.002	0.004	0.005	MG/L
	OT29-GW-2903-03022016	WATER	N	Thallium	0.001 U	0.0005	0.001	0.0015	MG/L
	OT29-GW-2903-03022016	WATER	N	Tin	0.03 U	0.012	0.03	0.05	MG/L
	OT29-GW-2903-03022016	WATER	N	Vanadium	0.012 U	0.006	0.012	0.02	MG/L
	OT29-GW-2903-03022016	WATER	N	Zinc	0.0056 J	0.004	0.012	0.02	MG/L
	OT29-GW-2904-02022016	WATER	N	Antimony	0.004 U	0.002	0.004	0.006	MG/L
	OT29-GW-2904-02022016	WATER	N	Arsenic	0.003 U	0.001	0.003	0.005	MG/L
	OT29-GW-2904-02022016	WATER	N	Barium	0.014	0.0005	0.002	0.003	MG/L
	OT29-GW-2904-02022016	WATER	N	Beryllium	0.00057 J	0.0002	0.0005	0.001	MG/L
	OT29-GW-2904-02022016	WATER	N	Cadmium	0.001 U	0.0005	0.001	0.0015	MG/L
	OT29-GW-2904-02022016	WATER	N	Chromium	0.0045 U	0.0015	0.0045	0.005	MG/L
	OT29-GW-2904-02022016	WATER	N	Cobalt	0.002 U	0.001	0.002	0.003	MG/L
	OT29-GW-2904-02022016	WATER	N	Copper	0.003 U	0.001	0.003	0.005	MG/L
	OT29-GW-2904-02022016	WATER	N	Lead	0.0012 U	0.0006	0.0012	0.002	MG/L
	OT29-GW-2904-02022016	WATER	N	Lithium	0.27	0.006	0.015	0.015	MG/L
	OT29-GW-2904-02022016	WATER	N	Manganese	0.08	0.002	0.005	0.008	MG/L
	OT29-GW-2904-02022016	WATER	N	Molybdenum	0.0022 J	0.001	0.002	0.003	MG/L
	OT29-GW-2904-02022016	WATER	N	Nickel	0.0013 J	0.001	0.002	0.003	MG/L
	OT29-GW-2904-02022016	WATER	N	Potassium	7.5	0.025	0.1	0.12	MG/L
	OT29-GW-2904-02022016	WATER	N	Selenium	0.002 U	0.001	0.002	0.003	MG/L

Table 3. Summary of Analytical Results for Groundwater Samples for the Open Detonation Unit, Kirtland Air Force Base, February 2016

Method	Sample ID	Matrix	QA/QC Type	Analyte	Result*	DL	LOD	LOQ	Units
SW6020									
	OT29-GW-2904-02022016	WATER	N	Silver	0.0006 U	0.0003	0.0006	0.001	MG/L
	OT29-GW-2904-02022016	WATER	N	Strontium	1.8	0.002	0.004	0.005	MG/L
	OT29-GW-2904-02022016	WATER	N	Thallium	0.001 U	0.0005	0.001	0.0015	MG/L
	OT29-GW-2904-02022016	WATER	N	Tin	0.03 U	0.012	0.03	0.05	MG/L
	OT29-GW-2904-02022016	WATER	N	Vanadium	0.012 U	0.006	0.012	0.02	MG/L
	OT29-GW-2904-02022016	WATER	N	Zinc	0.012 U	0.004	0.012	0.02	MG/L
SW6850									
	OT29-FD-2904-02022016	WATER	FD	Perchlorate, dissolved	0.51	0.082	0.25	0.5	UG/L
	OT29-GW-2901-02022016	WATER	N	Perchlorate, dissolved	0.39 J	0.082	0.25	0.5	UG/L
	OT29-GW-2902-03022016	WATER	N	Perchlorate, dissolved	2.4	0.082	0.25	0.5	UG/L
	OT29-GW-2903-03022016	WATER	N	Perchlorate, dissolved	3.7	0.082	0.25	0.5	UG/L
	OT29-GW-2904-02022016	WATER	N	Perchlorate, dissolved	0.5	0.082	0.25	0.5	UG/L
SW7470A									
	OT29-FD-2904-02022016	WATER	FD	Mercury	0.0001 U	0.0001	0.0001	0.0002	MG/L
	OT29-GW-2901-02022016	WATER	N	Mercury	0.0001 U	0.0001	0.0001	0.0002	MG/L
	OT29-GW-2902-03022016	WATER	N	Mercury	0.0001 U	0.0001	0.0001	0.0002	MG/L
	OT29-GW-2903-03022016	WATER	N	Mercury	0.0001 U	0.0001	0.0001	0.0002	MG/L
	OT29-GW-2904-02022016	WATER	N	Mercury	0.0001 U	0.0001	0.0001	0.0002	MG/L
SW8011									
	OT29-FD-2904-02022016	WATER	FD	1,2,3-Trichloropropane	0.086 U	0.086	0.086	0.19	UG/L
	OT29-FD-2904-02022016	WATER	FD	1,2-Dibromo-3-Chloropropane	0.0048 U	0.0048	0.0048	0.019	UG/L
	OT29-FD-2904-02022016	WATER	FD	1,2-Dibromoethane (EDB)	0.0048 U	0.0021	0.0048	0.019	UG/L
	OT29-GW-2901-02022016	WATER	N	1,2,3-Trichloropropane	0.087 U	0.087	0.087	0.19	UG/L
	OT29-GW-2901-02022016	WATER	N	1,2-Dibromo-3-Chloropropane	0.0048 U	0.0048	0.0048	0.019	UG/L

Table 3. Summary of Analytical Results for Groundwater Samples for the Open Detonation Unit, Kirtland Air Force Base, February 2016

Method	Sample ID	Matrix	QA/QC Type	Analyte	Result*	DL	LOD	LOQ	Units
SW8011									
	OT29-GW-2901-02022016	WATER	N	1,2-Dibromoethane (EDB)	0.057 J	0.0021	0.0048	0.019	UG/L
	OT29-GW-2902-03022016	WATER	N	1,2,3-Trichloropropane	0.088 U	0.088	0.088	0.2	UG/L
	OT29-GW-2902-03022016	WATER	N	1,2-Dibromo-3-Chloropropane	0.0049 U	0.0049	0.0049	0.02	UG/L
	OT29-GW-2902-03022016	WATER	N	1,2-Dibromoethane (EDB)	0.019 J	0.0022	0.0049	0.02	UG/L
	OT29-GW-2903-03022016	WATER	N	1,2,3-Trichloropropane	0.086 U	0.086	0.086	0.19	UG/L
	OT29-GW-2903-03022016	WATER	N	1,2-Dibromo-3-Chloropropane	0.0048 U	0.0048	0.0048	0.019	UG/L
	OT29-GW-2903-03022016	WATER	N	1,2-Dibromoethane (EDB)	0.0048 U	0.0021	0.0048	0.019	UG/L
	OT29-GW-2904-02022016	WATER	N	1,2,3-Trichloropropane	0.087 U	0.087	0.087	0.19	UG/L
	OT29-GW-2904-02022016	WATER	N	1,2-Dibromo-3-Chloropropane	0.0048 U	0.0048	0.0048	0.019	UG/L
	OT29-GW-2904-02022016	WATER	N	1,2-Dibromoethane (EDB)	0.0048 U	0.0021	0.0048	0.019	UG/L
SW8260B									
	OT29-FD-2904-02022016	WATER	FD	1,1,1-Trichloroethane	0.4 U	0.19	0.4	1	UG/L
	OT29-FD-2904-02022016	WATER	FD	1,1,2,2-Tetrachloroethane	0.4 U	0.15	0.4	1	UG/L
	OT29-FD-2904-02022016	WATER	FD	1,1,2-Trichloro-1,2,2-trifluoroethane	1 U	0.25	1	2	UG/L
	OT29-FD-2904-02022016	WATER	FD	1,1,2-Trichloroethane	0.8 U	0.31	0.8	1	UG/L
	OT29-FD-2904-02022016	WATER	FD	1,1-Dichloroethane	0.4 U	0.15	0.4	1	UG/L
	OT29-FD-2904-02022016	WATER	FD	1,1-Dichloroethene	0.4 U	0.14	0.4	1	UG/L
	OT29-FD-2904-02022016	WATER	FD	1,2,3-Trichlorobenzene	0.4 U	0.14	0.4	1	UG/L
	OT29-FD-2904-02022016	WATER	FD	1,2,4-Trichlorobenzene	0.4 U	0.1	0.4	1	UG/L
	OT29-FD-2904-02022016	WATER	FD	1,2,4-Trimethylbenzene	0.4 U	0.12	0.4	1	UG/L
	OT29-FD-2904-02022016	WATER	FD	1,2-Dichlorobenzene	0.4 U	0.14	0.4	1	UG/L
	OT29-FD-2904-02022016	WATER	FD	1,2-Dichloroethane	0.5 U	0.22	0.5	1	UG/L
	OT29-FD-2904-02022016	WATER	FD	1,2-Dichloropropane	0.4 U	0.15	0.4	1	UG/L
	OT29-FD-2904-02022016	WATER	FD	1,3,5-Trimethylbenzene	0.4 U	0.14	0.4	1	UG/L

Table 3. Summary of Analytical Results for Groundwater Samples for the Open Detonation Unit, Kirtland Air Force Base, February 2016

Method	Sample ID	Matrix	QA/QC Type	Analyte	Result*	DL	LOD	LOQ	Units
SW8260B									
	OT29-FD-2904-02022016	WATER	FD	1,3-Dichlorobenzene	0.4 U	0.11	0.4	1	UG/L
	OT29-FD-2904-02022016	WATER	FD	1,4-Dichlorobenzene	0.4 U	0.13	0.4	1	UG/L
	OT29-FD-2904-02022016	WATER	FD	2-Butanone (MEK)	0.8 U	0.35	0.8	2	UG/L
	OT29-FD-2904-02022016	WATER	FD	2-Hexanone	0.4 U	0.17	0.4	2	UG/L
	OT29-FD-2904-02022016	WATER	FD	4-Methyl-2-pentanone (MIBK)	0.4 U	0.18	0.4	2	UG/L
	OT29-FD-2904-02022016	WATER	FD	Acetone	5 U	2.1	5	10	UG/L
	OT29-FD-2904-02022016	WATER	FD	Benzene	0.4 U	0.13	0.4	1	UG/L
	OT29-FD-2904-02022016	WATER	FD	Bromochloromethane	0.4 U	0.14	0.4	1	UG/L
	OT29-FD-2904-02022016	WATER	FD	Bromodichloromethane	0.4 U	0.14	0.4	1	UG/L
	OT29-FD-2904-02022016	WATER	FD	Bromoform	0.4 U	0.1	0.4	1	UG/L
	OT29-FD-2904-02022016	WATER	FD	Bromomethane	0.8 U	0.29	0.8	1	UG/L
	OT29-FD-2904-02022016	WATER	FD	Carbon disulfide	0.4 U	0.16	0.4	2	UG/L
	OT29-FD-2904-02022016	WATER	FD	Carbon tetrachloride	0.4 U	0.15	0.4	1	UG/L
	OT29-FD-2904-02022016	WATER	FD	Chlorobenzene	0.4 U	0.12	0.4	1	UG/L
	OT29-FD-2904-02022016	WATER	FD	Chloroethane	0.8 U	0.34	0.8	1	UG/L
	OT29-FD-2904-02022016	WATER	FD	Chloroform	0.4 U	0.12	0.4	1	UG/L
	OT29-FD-2904-02022016	WATER	FD	Chloromethane	0.8 U	0.25	0.8	1	UG/L
	OT29-FD-2904-02022016	WATER	FD	cis-1,2-Dichloroethene	0.4 U	0.1	0.4	1	UG/L
	OT29-FD-2904-02022016	WATER	FD	cis-1,3-Dichloropropene	0.8 U	0.22	0.8	1	UG/L
	OT29-FD-2904-02022016	WATER	FD	Cyclohexane	0.8 U	0.4	0.8	2	UG/L
	OT29-FD-2904-02022016	WATER	FD	Dibromochloromethane	0.4 U	0.13	0.4	1	UG/L
	OT29-FD-2904-02022016	WATER	FD	Dichlorodifluoromethane	0.4 U	0.16	0.4	1	UG/L
	OT29-FD-2904-02022016	WATER	FD	Ethylbenzene	0.4 U	0.15	0.4	1	UG/L

Table 3. Summary of Analytical Results for Groundwater Samples for the Open Detonation Unit, Kirtland Air Force Base, February 2016

Method	Sample ID	Matrix	QA/QC Type	Analyte	Result*	DL	LOD	LOQ	Units
SW8260B									
	OT29-FD-2904-02022016	WATER	FD	Isopropylbenzene	0.4 U	0.12	0.4	1	UG/L
	OT29-FD-2904-02022016	WATER	FD	Methyl Acetate	1 UN	1	1	10	UG/L
	OT29-FD-2904-02022016	WATER	FD	Methyl cyclohexane	1 UN	1	1	10	UG/L
	OT29-FD-2904-02022016	WATER	FD	Methyl tert-butyl ether	0.4 U	0.19	0.4	2	UG/L
	OT29-FD-2904-02022016	WATER	FD	Methylene Chloride	0.8 U	0.35	0.8	1	UG/L
	OT29-FD-2904-02022016	WATER	FD	m-Xylene & p-Xylene	0.4 U	0.18	0.4	1	UG/L
	OT29-FD-2904-02022016	WATER	FD	Naphthalene	0.4 U	0.15	0.4	1	UG/L
	OT29-FD-2904-02022016	WATER	FD	o-Xylene	0.4 U	0.1	0.4	1	UG/L
	OT29-FD-2904-02022016	WATER	FD	Styrene	0.4 U	0.15	0.4	1	UG/L
	OT29-FD-2904-02022016	WATER	FD	Tetrachloroethene	0.4 U	0.15	0.4	1	UG/L
	OT29-FD-2904-02022016	WATER	FD	Toluene	0.8 U	0.25	0.8	1	UG/L
	OT29-FD-2904-02022016	WATER	FD	trans-1,2-Dichloroethene	0.4 U	0.11	0.4	1	UG/L
	OT29-FD-2904-02022016	WATER	FD	trans-1,3-Dichloropropene	0.4 U	0.15	0.4	1	UG/L
	OT29-FD-2904-02022016	WATER	FD	Trichloroethene	0.4 U	0.13	0.4	1	UG/L
	OT29-FD-2904-02022016	WATER	FD	Trichlorofluoromethane	0.8 U	0.23	0.8	1	UG/L
	OT29-FD-2904-02022016	WATER	FD	Vinyl chloride	0.8 U	0.22	0.8	1	UG/L
	OT29-GW-2901-02022016	WATER	N	1,1,1-Trichloroethane	0.4 U	0.19	0.4	1	UG/L
	OT29-GW-2901-02022016	WATER	N	1,1,2,2-Tetrachloroethane	0.4 U	0.15	0.4	1	UG/L
	OT29-GW-2901-02022016	WATER	N	1,1,2-Trichloro-1,2,2-trifluoroethane	1 U	0.25	1	2	UG/L
	OT29-GW-2901-02022016	WATER	N	1,1,2-Trichloroethane	0.8 U	0.31	0.8	1	UG/L
	OT29-GW-2901-02022016	WATER	N	1,1-Dichloroethane	0.4 U	0.15	0.4	1	UG/L
	OT29-GW-2901-02022016	WATER	N	1,1-Dichloroethene	0.4 U	0.14	0.4	1	UG/L
	OT29-GW-2901-02022016	WATER	N	1,2,3-Trichlorobenzene	0.4 U	0.14	0.4	1	UG/L

Table 3. Summary of Analytical Results for Groundwater Samples for the Open Detonation Unit, Kirtland Air Force Base, February 2016

Method	Sample ID	Matrix	QA/QC Type	Analyte	Result*	DL	LOD	LOQ	Units
SW8260B									
	OT29-GW-2901-02022016	WATER	N	1,2,4-Trichlorobenzene	0.4 U	0.1	0.4	1	UG/L
	OT29-GW-2901-02022016	WATER	N	1,2,4-Trimethylbenzene	0.4 U	0.12	0.4	1	UG/L
	OT29-GW-2901-02022016	WATER	N	1,2-Dichlorobenzene	0.4 U	0.14	0.4	1	UG/L
	OT29-GW-2901-02022016	WATER	N	1,2-Dichloroethane	0.5 U	0.22	0.5	1	UG/L
	OT29-GW-2901-02022016	WATER	N	1,2-Dichloropropane	0.4 U	0.15	0.4	1	UG/L
	OT29-GW-2901-02022016	WATER	N	1,3,5-Trimethylbenzene	0.4 U	0.14	0.4	1	UG/L
	OT29-GW-2901-02022016	WATER	N	1,3-Dichlorobenzene	0.4 U	0.11	0.4	1	UG/L
	OT29-GW-2901-02022016	WATER	N	1,4-Dichlorobenzene	0.4 U	0.13	0.4	1	UG/L
	OT29-GW-2901-02022016	WATER	N	2-Butanone (MEK)	0.8 U	0.35	0.8	2	UG/L
	OT29-GW-2901-02022016	WATER	N	2-Hexanone	0.4 U	0.17	0.4	2	UG/L
	OT29-GW-2901-02022016	WATER	N	4-Methyl-2-pentanone (MIBK)	0.4 U	0.18	0.4	2	UG/L
	OT29-GW-2901-02022016	WATER	N	Acetone	5 U	2.1	5	10	UG/L
	OT29-GW-2901-02022016	WATER	N	Benzene	0.4 U	0.13	0.4	1	UG/L
	OT29-GW-2901-02022016	WATER	N	Bromochloromethane	0.4 U	0.14	0.4	1	UG/L
	OT29-GW-2901-02022016	WATER	N	Bromodichloromethane	0.4 U	0.14	0.4	1	UG/L
	OT29-GW-2901-02022016	WATER	N	Bromoform	0.4 U	0.1	0.4	1	UG/L
	OT29-GW-2901-02022016	WATER	N	Bromomethane	0.8 U	0.29	0.8	1	UG/L
	OT29-GW-2901-02022016	WATER	N	Carbon disulfide	0.4 U	0.16	0.4	2	UG/L
	OT29-GW-2901-02022016	WATER	N	Carbon tetrachloride	0.4 U	0.15	0.4	1	UG/L
	OT29-GW-2901-02022016	WATER	N	Chlorobenzene	0.4 U	0.12	0.4	1	UG/L
	OT29-GW-2901-02022016	WATER	N	Chloroethane	0.8 U	0.34	0.8	1	UG/L
	OT29-GW-2901-02022016	WATER	N	Chloroform	0.4 U	0.12	0.4	1	UG/L
	OT29-GW-2901-02022016	WATER	N	Chloromethane	0.8 U	0.25	0.8	1	UG/L

Table 3. Summary of Analytical Results for Groundwater Samples for the Open Detonation Unit, Kirtland Air Force Base, February 2016

Method	Sample ID	Matrix	QA/QC Type	Analyte	Result*	DL	LOD	LOQ	Units
SW8260B									
	OT29-GW-2901-02022016	WATER	N	cis-1,2-Dichloroethene	0.4 U	0.1	0.4	1	UG/L
	OT29-GW-2901-02022016	WATER	N	cis-1,3-Dichloropropene	0.8 U	0.22	0.8	1	UG/L
	OT29-GW-2901-02022016	WATER	N	Cyclohexane	0.8 U	0.4	0.8	2	UG/L
	OT29-GW-2901-02022016	WATER	N	Dibromochloromethane	0.4 U	0.13	0.4	1	UG/L
	OT29-GW-2901-02022016	WATER	N	Dichlorodifluoromethane	0.4 U	0.16	0.4	1	UG/L
	OT29-GW-2901-02022016	WATER	N	Ethylbenzene	0.4 U	0.15	0.4	1	UG/L
	OT29-GW-2901-02022016	WATER	N	Isopropylbenzene	0.4 U	0.12	0.4	1	UG/L
	OT29-GW-2901-02022016	WATER	N	Methyl Acetate	1 UN	1	1	10	UG/L
	OT29-GW-2901-02022016	WATER	N	Methyl cyclohexane	1 UN	1	1	10	UG/L
	OT29-GW-2901-02022016	WATER	N	Methyl tert-butyl ether	0.4 U	0.19	0.4	2	UG/L
	OT29-GW-2901-02022016	WATER	N	Methylene Chloride	0.8 U	0.35	0.8	1	UG/L
	OT29-GW-2901-02022016	WATER	N	m-Xylene & p-Xylene	0.4 U	0.18	0.4	1	UG/L
	OT29-GW-2901-02022016	WATER	N	Naphthalene	0.4 U	0.15	0.4	1	UG/L
	OT29-GW-2901-02022016	WATER	N	o-Xylene	0.4 U	0.1	0.4	1	UG/L
	OT29-GW-2901-02022016	WATER	N	Styrene	0.4 U	0.15	0.4	1	UG/L
	OT29-GW-2901-02022016	WATER	N	Tetrachloroethene	0.4 U	0.15	0.4	1	UG/L
	OT29-GW-2901-02022016	WATER	N	Toluene	0.8 U	0.25	0.8	1	UG/L
	OT29-GW-2901-02022016	WATER	N	trans-1,2-Dichloroethene	0.4 U	0.11	0.4	1	UG/L
	OT29-GW-2901-02022016	WATER	N	trans-1,3-Dichloropropene	0.4 U	0.15	0.4	1	UG/L
	OT29-GW-2901-02022016	WATER	N	Trichloroethene	0.4 U	0.13	0.4	1	UG/L
	OT29-GW-2901-02022016	WATER	N	Trichlorofluoromethane	0.8 U	0.23	0.8	1	UG/L
	OT29-GW-2901-02022016	WATER	N	Vinyl chloride	0.8 U	0.22	0.8	1	UG/L
	OT29-GW-2902-03022016	WATER	N	1,1,1-Trichloroethane	0.4 U	0.19	0.4	1	UG/L

Table 3. Summary of Analytical Results for Groundwater Samples for the Open Detonation Unit, Kirtland Air Force Base, February 2016

Method	Sample ID	Matrix	QA/QC Type	Analyte	Result*	DL	LOD	LOQ	Units
SW8260B									
	OT29-GW-2902-03022016	WATER	N	1,1,2,2-Tetrachloroethane	0.4 U	0.15	0.4	1	UG/L
	OT29-GW-2902-03022016	WATER	N	1,1,2-Trichloro-1,2,2-trifluoroethane	1 U	0.25	1	2	UG/L
	OT29-GW-2902-03022016	WATER	N	1,1,2-Trichloroethane	0.8 U	0.31	0.8	1	UG/L
	OT29-GW-2902-03022016	WATER	N	1,1-Dichloroethane	0.4 U	0.15	0.4	1	UG/L
	OT29-GW-2902-03022016	WATER	N	1,1-Dichloroethene	0.4 U	0.14	0.4	1	UG/L
	OT29-GW-2902-03022016	WATER	N	1,2,3-Trichlorobenzene	0.4 U	0.14	0.4	1	UG/L
	OT29-GW-2902-03022016	WATER	N	1,2,4-Trichlorobenzene	0.4 U	0.1	0.4	1	UG/L
	OT29-GW-2902-03022016	WATER	N	1,2,4-Trimethylbenzene	0.4 U	0.12	0.4	1	UG/L
	OT29-GW-2902-03022016	WATER	N	1,2-Dichlorobenzene	0.4 U	0.14	0.4	1	UG/L
	OT29-GW-2902-03022016	WATER	N	1,2-Dichloroethane	0.5 U	0.22	0.5	1	UG/L
	OT29-GW-2902-03022016	WATER	N	1,2-Dichloropropane	0.4 U	0.15	0.4	1	UG/L
	OT29-GW-2902-03022016	WATER	N	1,3,5-Trimethylbenzene	0.4 U	0.14	0.4	1	UG/L
	OT29-GW-2902-03022016	WATER	N	1,3-Dichlorobenzene	0.4 U	0.11	0.4	1	UG/L
	OT29-GW-2902-03022016	WATER	N	1,4-Dichlorobenzene	0.4 U	0.13	0.4	1	UG/L
	OT29-GW-2902-03022016	WATER	N	2-Butanone (MEK)	0.8 U	0.35	0.8	2	UG/L
	OT29-GW-2902-03022016	WATER	N	2-Hexanone	0.4 U	0.17	0.4	2	UG/L
	OT29-GW-2902-03022016	WATER	N	4-Methyl-2-pentanone (MIBK)	0.4 U	0.18	0.4	2	UG/L
	OT29-GW-2902-03022016	WATER	N	Acetone	5 U	2.1	5	10	UG/L
	OT29-GW-2902-03022016	WATER	N	Benzene	0.4 U	0.13	0.4	1	UG/L
	OT29-GW-2902-03022016	WATER	N	Bromochloromethane	0.4 U	0.14	0.4	1	UG/L
	OT29-GW-2902-03022016	WATER	N	Bromodichloromethane	0.4 U	0.14	0.4	1	UG/L
	OT29-GW-2902-03022016	WATER	N	Bromoform	0.4 U	0.1	0.4	1	UG/L
	OT29-GW-2902-03022016	WATER	N	Bromomethane	0.8 U	0.29	0.8	1	UG/L

Table 3. Summary of Analytical Results for Groundwater Samples for the Open Detonation Unit, Kirtland Air Force Base, February 2016

Method	Sample ID	Matrix	QA/QC Type	Analyte	Result*	DL	LOD	LOQ	Units
SW8260B									
	OT29-GW-2902-03022016	WATER	N	Carbon disulfide	0.4 U	0.16	0.4	2	UG/L
	OT29-GW-2902-03022016	WATER	N	Carbon tetrachloride	0.4 U	0.15	0.4	1	UG/L
	OT29-GW-2902-03022016	WATER	N	Chlorobenzene	0.4 U	0.12	0.4	1	UG/L
	OT29-GW-2902-03022016	WATER	N	Chloroethane	0.8 U	0.34	0.8	1	UG/L
	OT29-GW-2902-03022016	WATER	N	Chloroform	0.4 U	0.12	0.4	1	UG/L
	OT29-GW-2902-03022016	WATER	N	Chloromethane	0.8 U	0.25	0.8	1	UG/L
	OT29-GW-2902-03022016	WATER	N	cis-1,2-Dichloroethene	0.4 U	0.1	0.4	1	UG/L
	OT29-GW-2902-03022016	WATER	N	cis-1,3-Dichloropropene	0.8 U	0.22	0.8	1	UG/L
	OT29-GW-2902-03022016	WATER	N	Cyclohexane	0.8 U	0.4	0.8	2	UG/L
	OT29-GW-2902-03022016	WATER	N	Dibromochloromethane	0.4 U	0.13	0.4	1	UG/L
	OT29-GW-2902-03022016	WATER	N	Dichlorodifluoromethane	0.4 U	0.16	0.4	1	UG/L
	OT29-GW-2902-03022016	WATER	N	Ethylbenzene	0.4 U	0.15	0.4	1	UG/L
	OT29-GW-2902-03022016	WATER	N	Isopropylbenzene	0.4 U	0.12	0.4	1	UG/L
	OT29-GW-2902-03022016	WATER	N	Methyl Acetate	1 UN	1	1	10	UG/L
	OT29-GW-2902-03022016	WATER	N	Methyl cyclohexane	1 UN	1	1	10	UG/L
	OT29-GW-2902-03022016	WATER	N	Methyl tert-butyl ether	0.4 U	0.19	0.4	2	UG/L
	OT29-GW-2902-03022016	WATER	N	Methylene Chloride	0.8 U	0.35	0.8	1	UG/L
	OT29-GW-2902-03022016	WATER	N	m-Xylene & p-Xylene	0.4 U	0.18	0.4	1	UG/L
	OT29-GW-2902-03022016	WATER	N	Naphthalene	0.4 U	0.15	0.4	1	UG/L
	OT29-GW-2902-03022016	WATER	N	o-Xylene	0.4 U	0.1	0.4	1	UG/L
	OT29-GW-2902-03022016	WATER	N	Styrene	0.4 U	0.15	0.4	1	UG/L
	OT29-GW-2902-03022016	WATER	N	Tetrachloroethene	0.4 U	0.15	0.4	1	UG/L
	OT29-GW-2902-03022016	WATER	N	Toluene	0.8 U	0.25	0.8	1	UG/L

Table 3. Summary of Analytical Results for Groundwater Samples for the Open Detonation Unit, Kirtland Air Force Base, February 2016

Method	Sample ID	Matrix	QA/QC Type	Analyte	Result*	DL	LOD	LOQ	Units
SW8260B									
	OT29-GW-2902-03022016	WATER	N	trans-1,2-Dichloroethene	0.4 U	0.11	0.4	1	UG/L
	OT29-GW-2902-03022016	WATER	N	trans-1,3-Dichloropropene	0.4 U	0.15	0.4	1	UG/L
	OT29-GW-2902-03022016	WATER	N	Trichloroethene	0.4 U	0.13	0.4	1	UG/L
	OT29-GW-2902-03022016	WATER	N	Trichlorofluoromethane	0.8 U	0.23	0.8	1	UG/L
	OT29-GW-2902-03022016	WATER	N	Vinyl chloride	0.8 U	0.22	0.8	1	UG/L
	OT29-GW-2903-03022016	WATER	N	1,1,1-Trichloroethane	0.4 U	0.19	0.4	1	UG/L
	OT29-GW-2903-03022016	WATER	N	1,1,2,2-Tetrachloroethane	0.4 U	0.15	0.4	1	UG/L
	OT29-GW-2903-03022016	WATER	N	1,1,2-Trichloro-1,2,2-trifluoroethane	1 U	0.25	1	2	UG/L
	OT29-GW-2903-03022016	WATER	N	1,1,2-Trichloroethane	0.8 U	0.31	0.8	1	UG/L
	OT29-GW-2903-03022016	WATER	N	1,1-Dichloroethane	0.4 U	0.15	0.4	1	UG/L
	OT29-GW-2903-03022016	WATER	N	1,1-Dichloroethene	0.4 U	0.14	0.4	1	UG/L
	OT29-GW-2903-03022016	WATER	N	1,2,3-Trichlorobenzene	0.4 U	0.14	0.4	1	UG/L
	OT29-GW-2903-03022016	WATER	N	1,2,4-Trichlorobenzene	0.4 U	0.1	0.4	1	UG/L
	OT29-GW-2903-03022016	WATER	N	1,2,4-Trimethylbenzene	0.4 U	0.12	0.4	1	UG/L
	OT29-GW-2903-03022016	WATER	N	1,2-Dichlorobenzene	0.4 U	0.14	0.4	1	UG/L
	OT29-GW-2903-03022016	WATER	N	1,2-Dichloroethane	0.5 U	0.22	0.5	1	UG/L
	OT29-GW-2903-03022016	WATER	N	1,2-Dichloropropane	0.4 U	0.15	0.4	1	UG/L
	OT29-GW-2903-03022016	WATER	N	1,3,5-Trimethylbenzene	0.4 U	0.14	0.4	1	UG/L
	OT29-GW-2903-03022016	WATER	N	1,3-Dichlorobenzene	0.4 U	0.11	0.4	1	UG/L
	OT29-GW-2903-03022016	WATER	N	1,4-Dichlorobenzene	0.4 U	0.13	0.4	1	UG/L
	OT29-GW-2903-03022016	WATER	N	2-Butanone (MEK)	0.8 U	0.35	0.8	2	UG/L
	OT29-GW-2903-03022016	WATER	N	2-Hexanone	0.4 U	0.17	0.4	2	UG/L
	OT29-GW-2903-03022016	WATER	N	4-Methyl-2-pentanone (MIBK)	0.4 U	0.18	0.4	2	UG/L

Table 3. Summary of Analytical Results for Groundwater Samples for the Open Detonation Unit, Kirtland Air Force Base, February 2016

Method	Sample ID	Matrix	QA/QC Type	Analyte	Result*	DL	LOD	LOQ	Units
SW8260B									
	OT29-GW-2903-03022016	WATER	N	Acetone	5 U	2.1	5	10	UG/L
	OT29-GW-2903-03022016	WATER	N	Benzene	0.4 U	0.13	0.4	1	UG/L
	OT29-GW-2903-03022016	WATER	N	Bromochloromethane	0.4 U	0.14	0.4	1	UG/L
	OT29-GW-2903-03022016	WATER	N	Bromodichloromethane	0.4 U	0.14	0.4	1	UG/L
	OT29-GW-2903-03022016	WATER	N	Bromoform	0.4 U	0.1	0.4	1	UG/L
	OT29-GW-2903-03022016	WATER	N	Bromomethane	0.8 U	0.29	0.8	1	UG/L
	OT29-GW-2903-03022016	WATER	N	Carbon disulfide	0.4 U	0.16	0.4	2	UG/L
	OT29-GW-2903-03022016	WATER	N	Carbon tetrachloride	0.4 U	0.15	0.4	1	UG/L
	OT29-GW-2903-03022016	WATER	N	Chlorobenzene	0.4 U	0.12	0.4	1	UG/L
	OT29-GW-2903-03022016	WATER	N	Chloroethane	0.8 U	0.34	0.8	1	UG/L
	OT29-GW-2903-03022016	WATER	N	Chloroform	0.4 U	0.12	0.4	1	UG/L
	OT29-GW-2903-03022016	WATER	N	Chloromethane	0.8 U	0.25	0.8	1	UG/L
	OT29-GW-2903-03022016	WATER	N	cis-1,2-Dichloroethene	0.4 U	0.1	0.4	1	UG/L
	OT29-GW-2903-03022016	WATER	N	cis-1,3-Dichloropropene	0.8 U	0.22	0.8	1	UG/L
	OT29-GW-2903-03022016	WATER	N	Cyclohexane	0.8 U	0.4	0.8	2	UG/L
	OT29-GW-2903-03022016	WATER	N	Dibromochloromethane	0.4 U	0.13	0.4	1	UG/L
	OT29-GW-2903-03022016	WATER	N	Dichlorodifluoromethane	0.4 U	0.16	0.4	1	UG/L
	OT29-GW-2903-03022016	WATER	N	Ethylbenzene	0.4 U	0.15	0.4	1	UG/L
	OT29-GW-2903-03022016	WATER	N	Isopropylbenzene	0.4 U	0.12	0.4	1	UG/L
	OT29-GW-2903-03022016	WATER	N	Methyl Acetate	1 UN	1	1	10	UG/L
	OT29-GW-2903-03022016	WATER	N	Methyl cyclohexane	1 UN	1	1	10	UG/L
	OT29-GW-2903-03022016	WATER	N	Methyl tert-butyl ether	0.4 U	0.19	0.4	2	UG/L
	OT29-GW-2903-03022016	WATER	N	Methylene Chloride	0.8 U	0.35	0.8	1	UG/L

Table 3. Summary of Analytical Results for Groundwater Samples for the Open Detonation Unit, Kirtland Air Force Base, February 2016

Method	Sample ID	Matrix	QA/QC Type	Analyte	Result*	DL	LOD	LOQ	Units
SW8260B									
	OT29-GW-2903-03022016	WATER	N	m-Xylene & p-Xylene	0.4 U	0.18	0.4	1	UG/L
	OT29-GW-2903-03022016	WATER	N	Naphthalene	0.4 U	0.15	0.4	1	UG/L
	OT29-GW-2903-03022016	WATER	N	o-Xylene	0.4 U	0.1	0.4	1	UG/L
	OT29-GW-2903-03022016	WATER	N	Styrene	0.4 U	0.15	0.4	1	UG/L
	OT29-GW-2903-03022016	WATER	N	Tetrachloroethene	0.4 U	0.15	0.4	1	UG/L
	OT29-GW-2903-03022016	WATER	N	Toluene	0.8 U	0.25	0.8	1	UG/L
	OT29-GW-2903-03022016	WATER	N	trans-1,2-Dichloroethene	0.4 U	0.11	0.4	1	UG/L
	OT29-GW-2903-03022016	WATER	N	trans-1,3-Dichloropropene	0.4 U	0.15	0.4	1	UG/L
	OT29-GW-2903-03022016	WATER	N	Trichloroethene	0.4 U	0.13	0.4	1	UG/L
	OT29-GW-2903-03022016	WATER	N	Trichlorofluoromethane	0.8 U	0.23	0.8	1	UG/L
	OT29-GW-2903-03022016	WATER	N	Vinyl chloride	0.8 U	0.22	0.8	1	UG/L
	OT29-GW-2904-02022016	WATER	N	1,1,1-Trichloroethane	0.4 U	0.19	0.4	1	UG/L
	OT29-GW-2904-02022016	WATER	N	1,1,2,2-Tetrachloroethane	0.4 U	0.15	0.4	1	UG/L
	OT29-GW-2904-02022016	WATER	N	1,1,2-Trichloro-1,2,2-trifluoroethane	1 U	0.25	1	2	UG/L
	OT29-GW-2904-02022016	WATER	N	1,1,2-Trichloroethane	0.8 U	0.31	0.8	1	UG/L
	OT29-GW-2904-02022016	WATER	N	1,1-Dichloroethane	0.4 U	0.15	0.4	1	UG/L
	OT29-GW-2904-02022016	WATER	N	1,1-Dichloroethene	0.4 U	0.14	0.4	1	UG/L
	OT29-GW-2904-02022016	WATER	N	1,2,3-Trichlorobenzene	0.4 U	0.14	0.4	1	UG/L
	OT29-GW-2904-02022016	WATER	N	1,2,4-Trichlorobenzene	0.4 U	0.1	0.4	1	UG/L
	OT29-GW-2904-02022016	WATER	N	1,2,4-Trimethylbenzene	0.4 U	0.12	0.4	1	UG/L
	OT29-GW-2904-02022016	WATER	N	1,2-Dichlorobenzene	0.4 U	0.14	0.4	1	UG/L
	OT29-GW-2904-02022016	WATER	N	1,2-Dichloroethane	0.5 U	0.22	0.5	1	UG/L
	OT29-GW-2904-02022016	WATER	N	1,2-Dichloropropane	0.4 U	0.15	0.4	1	UG/L

Table 3. Summary of Analytical Results for Groundwater Samples for the Open Detonation Unit, Kirtland Air Force Base, February 2016

Method	Sample ID	Matrix	QA/QC Type	Analyte	Result*	DL	LOD	LOQ	Units
SW8260B									
	OT29-GW-2904-02022016	WATER	N	1,3,5-Trimethylbenzene	0.4 U	0.14	0.4	1	UG/L
	OT29-GW-2904-02022016	WATER	N	1,3-Dichlorobenzene	0.4 U	0.11	0.4	1	UG/L
	OT29-GW-2904-02022016	WATER	N	1,4-Dichlorobenzene	0.4 U	0.13	0.4	1	UG/L
	OT29-GW-2904-02022016	WATER	N	2-Butanone (MEK)	0.8 U	0.35	0.8	2	UG/L
	OT29-GW-2904-02022016	WATER	N	2-Hexanone	0.4 U	0.17	0.4	2	UG/L
	OT29-GW-2904-02022016	WATER	N	4-Methyl-2-pentanone (MIBK)	0.4 U	0.18	0.4	2	UG/L
	OT29-GW-2904-02022016	WATER	N	Acetone	5 U	2.1	5	10	UG/L
	OT29-GW-2904-02022016	WATER	N	Benzene	0.4 U	0.13	0.4	1	UG/L
	OT29-GW-2904-02022016	WATER	N	Bromochloromethane	0.4 U	0.14	0.4	1	UG/L
	OT29-GW-2904-02022016	WATER	N	Bromodichloromethane	0.4 U	0.14	0.4	1	UG/L
	OT29-GW-2904-02022016	WATER	N	Bromoform	0.4 U	0.1	0.4	1	UG/L
	OT29-GW-2904-02022016	WATER	N	Bromomethane	0.8 U	0.29	0.8	1	UG/L
	OT29-GW-2904-02022016	WATER	N	Carbon disulfide	0.4 U	0.16	0.4	2	UG/L
	OT29-GW-2904-02022016	WATER	N	Carbon tetrachloride	0.4 U	0.15	0.4	1	UG/L
	OT29-GW-2904-02022016	WATER	N	Chlorobenzene	0.4 U	0.12	0.4	1	UG/L
	OT29-GW-2904-02022016	WATER	N	Chloroethane	0.8 U	0.34	0.8	1	UG/L
	OT29-GW-2904-02022016	WATER	N	Chloroform	0.4 U	0.12	0.4	1	UG/L
	OT29-GW-2904-02022016	WATER	N	Chloromethane	0.8 U	0.25	0.8	1	UG/L
	OT29-GW-2904-02022016	WATER	N	cis-1,2-Dichloroethene	0.4 U	0.1	0.4	1	UG/L
	OT29-GW-2904-02022016	WATER	N	cis-1,3-Dichloropropene	0.8 U	0.22	0.8	1	UG/L
	OT29-GW-2904-02022016	WATER	N	Cyclohexane	0.8 U	0.4	0.8	2	UG/L
	OT29-GW-2904-02022016	WATER	N	Dibromochloromethane	0.4 U	0.13	0.4	1	UG/L
	OT29-GW-2904-02022016	WATER	N	Dichlorodifluoromethane	0.4 U	0.16	0.4	1	UG/L

Table 3. Summary of Analytical Results for Groundwater Samples for the Open Detonation Unit, Kirtland Air Force Base, February 2016

Method	Sample ID	Matrix	QA/QC Type	Analyte	Result*	DL	LOD	LOQ	Units
SW8260B									
	OT29-GW-2904-02022016	WATER	N	Ethylbenzene	0.4 U	0.15	0.4	1	UG/L
	OT29-GW-2904-02022016	WATER	N	Isopropylbenzene	0.4 U	0.12	0.4	1	UG/L
	OT29-GW-2904-02022016	WATER	N	Methyl Acetate	1 UN	1	1	10	UG/L
	OT29-GW-2904-02022016	WATER	N	Methyl cyclohexane	1 UN	1	1	10	UG/L
	OT29-GW-2904-02022016	WATER	N	Methyl tert-butyl ether	0.4 U	0.19	0.4	2	UG/L
	OT29-GW-2904-02022016	WATER	N	Methylene Chloride	0.8 U	0.35	0.8	1	UG/L
	OT29-GW-2904-02022016	WATER	N	m-Xylene & p-Xylene	0.4 U	0.18	0.4	1	UG/L
	OT29-GW-2904-02022016	WATER	N	Naphthalene	0.4 U	0.15	0.4	1	UG/L
	OT29-GW-2904-02022016	WATER	N	o-Xylene	0.4 U	0.1	0.4	1	UG/L
	OT29-GW-2904-02022016	WATER	N	Styrene	0.4 U	0.15	0.4	1	UG/L
	OT29-GW-2904-02022016	WATER	N	Tetrachloroethene	0.4 U	0.15	0.4	1	UG/L
	OT29-GW-2904-02022016	WATER	N	Toluene	0.8 U	0.25	0.8	1	UG/L
	OT29-GW-2904-02022016	WATER	N	trans-1,2-Dichloroethene	0.4 U	0.11	0.4	1	UG/L
	OT29-GW-2904-02022016	WATER	N	trans-1,3-Dichloropropene	0.4 U	0.15	0.4	1	UG/L
	OT29-GW-2904-02022016	WATER	N	Trichloroethene	0.4 U	0.13	0.4	1	UG/L
	OT29-GW-2904-02022016	WATER	N	Trichlorofluoromethane	0.8 U	0.23	0.8	1	UG/L
	OT29-GW-2904-02022016	WATER	N	Vinyl chloride	0.8 U	0.22	0.8	1	UG/L
SW8270									
	OT29-FD-2904-02022016	WATER	FD	1,2,4,5-Tetrachlorobenzene	3 U	0.99	3	9.9	UG/L
	OT29-FD-2904-02022016	WATER	FD	2,4,5-Trichlorophenol	5.9 U	2	5.9	9.9	UG/L
	OT29-FD-2904-02022016	WATER	FD	2,4,6-Trichlorophenol	5.9 U	2	5.9	9.9	UG/L
	OT29-FD-2904-02022016	WATER	FD	2,4-Dichlorophenol	5.9 U	2.6	5.9	9.9	UG/L
	OT29-FD-2904-02022016	WATER	FD	2,4-Dimethylphenol	5.9 U	2.2	5.9	9.9	UG/L
	OT29-FD-2904-02022016	WATER	FD	2,4-Dinitrotoluene	5.9 U	2	5.9	9.9	UG/L

Table 3. Summary of Analytical Results for Groundwater Samples for the Open Detonation Unit, Kirtland Air Force Base, February 2016

Method	Sample ID	Matrix	QA/QC Type	Analyte	Result*	DL	LOD	LOQ	Units
SW8270									
	OT29-FD-2904-02022016	WATER	FD	2,6-Dichlorophenol	5.9 U	1.8	5.9	15	UG/L
	OT29-FD-2904-02022016	WATER	FD	2,6-Dinitrotoluene	5.9 U	2	5.9	9.9	UG/L
	OT29-FD-2904-02022016	WATER	FD	2-Chloronaphthalene	3 U	1.3	3	9.9	UG/L
	OT29-FD-2904-02022016	WATER	FD	2-Chlorophenol	5.9 U	1.6	5.9	9.9	UG/L
	OT29-FD-2904-02022016	WATER	FD	2-Methylphenol	3 U	0.92	3	9.9	UG/L
	OT29-FD-2904-02022016	WATER	FD	2-Nitroaniline	5.9 U	2	5.9	49	UG/L
	OT29-FD-2904-02022016	WATER	FD	2-Nitrophenol	5.9 U	1.9	5.9	9.9	UG/L
	OT29-FD-2904-02022016	WATER	FD	3,3'-Dichlorobenzidine	3 U	0.95	3	49	UG/L
	OT29-FD-2904-02022016	WATER	FD	3-Methylphenol & 4-Methylphenol	3 U	1.1	3	9.9	UG/L
	OT29-FD-2904-02022016	WATER	FD	3-Nitroaniline	3 U	1.4	3	49	UG/L
	OT29-FD-2904-02022016	WATER	FD	4,6-Dinitro-2-methylphenol	5.9 U	2.2	5.9	59	UG/L
	OT29-FD-2904-02022016	WATER	FD	4-Bromophenyl phenyl ether	3 U	1.1	3	9.9	UG/L
	OT29-FD-2904-02022016	WATER	FD	4-Chloro-3-methylphenol	5.9 U	2	5.9	9.9	UG/L
	OT29-FD-2904-02022016	WATER	FD	4-Chloroaniline	5.9 U	2	5.9	9.9	UG/L
	OT29-FD-2904-02022016	WATER	FD	4-Chlorophenyl phenyl ether	3 U	1.1	3	9.9	UG/L
	OT29-FD-2904-02022016	WATER	FD	4-Nitroaniline	3 U	1.5	3	49	UG/L
	OT29-FD-2904-02022016	WATER	FD	4-Nitrophenol	20 U	6	20	59	UG/L
	OT29-FD-2904-02022016	WATER	FD	Acetophenone	9.9 U	0.77	9.9	9.9	UG/L
	OT29-FD-2904-02022016	WATER	FD	Atrazine	49 UN	49	49	49	UG/L
	OT29-FD-2904-02022016	WATER	FD	Azobenzene	3 U	0.99	3	9.9	UG/L
	OT29-FD-2904-02022016	WATER	FD	Benzaldehyde	20 U	8.3	20	20	UG/L
	OT29-FD-2904-02022016	WATER	FD	Biphenyl	9.9 U	4.9	9.9	15	UG/L
	OT29-FD-2904-02022016	WATER	FD	bis (2-chloroisopropyl) ether	3 U	1.3	3	9.9	UG/L

Table 3. Summary of Analytical Results for Groundwater Samples for the Open Detonation Unit, Kirtland Air Force Base, February 2016

Method	Sample ID	Matrix	QA/QC Type	Analyte	Result*	DL	LOD	LOQ	Units
SW8270									
	OT29-FD-2904-02022016	WATER	FD	Bis(2-chloroethoxy)methane	3 U	0.99	3	9.9	UG/L
	OT29-FD-2904-02022016	WATER	FD	Bis(2-chloroethyl)ether	3 U	1.5	3	9.9	UG/L
	OT29-FD-2904-02022016	WATER	FD	Bis(2-ethylhexyl) phthalate	3 U	0.99	3	9.9	UG/L
	OT29-FD-2904-02022016	WATER	FD	Butyl benzyl phthalate	3 U	1.4	3	9.9	UG/L
	OT29-FD-2904-02022016	WATER	FD	Caprolactam	49 UN	49	49	49	UG/L
	OT29-FD-2904-02022016	WATER	FD	Carbazole	3 U	1.2	3	9.9	UG/L
	OT29-FD-2904-02022016	WATER	FD	Dibenzofuran	3 U	1.1	3	9.9	UG/L
	OT29-FD-2904-02022016	WATER	FD	Diethyl phthalate	3 U	0.92	3	9.9	UG/L
	OT29-FD-2904-02022016	WATER	FD	Dimethyl phthalate	3 U	0.87	3	9.9	UG/L
	OT29-FD-2904-02022016	WATER	FD	Di-n-butyl phthalate	3 U	1.1	3	9.9	UG/L
	OT29-FD-2904-02022016	WATER	FD	Di-n-octyl phthalate	3 U	1.5	3	9.9	UG/L
	OT29-FD-2904-02022016	WATER	FD	Hexachlorobenzene	3 U	1.4	3	9.9	UG/L
	OT29-FD-2904-02022016	WATER	FD	Hexachlorobutadiene	3 U	1.3	3	9.9	UG/L
	OT29-FD-2904-02022016	WATER	FD	Hexachlorocyclopentadiene	9.9 U	4.9	9.9	49	UG/L
	OT29-FD-2904-02022016	WATER	FD	Hexachloroethane	3 U	1.4	3	9.9	UG/L
	OT29-FD-2904-02022016	WATER	FD	Isophorone	3 U	0.99	3	9.9	UG/L
	OT29-FD-2904-02022016	WATER	FD	Nitrobenzene	5.9 U	1.6	5.9	9.9	UG/L
	OT29-FD-2904-02022016	WATER	FD	N-Nitrosodimethylamine	3 U	0.95	3	15	UG/L
	OT29-FD-2904-02022016	WATER	FD	N-Nitrosodi-n-propylamine	3 U	1.4	3	9.9	UG/L
	OT29-FD-2904-02022016	WATER	FD	N-Nitrosodiphenylamine	3 U	0.99	3	9.9	UG/L
	OT29-FD-2904-02022016	WATER	FD	Pentachlorophenol	20 U	4.9	20	59	UG/L
	OT29-FD-2904-02022016	WATER	FD	Phenol	3 U	1.1	3	9.9	UG/L
	OT29-GW-2901-02022016	WATER	N	1,2,4,5-Tetrachlorobenzene	3.1 U	1	3.1	10	UG/L

Table 3. Summary of Analytical Results for Groundwater Samples for the Open Detonation Unit, Kirtland Air Force Base, February 2016

Method	Sample ID	Matrix	QA/QC Type	Analyte	Result*	DL	LOD	LOQ	Units
SW8270									
	OT29-GW-2901-02022016	WATER	N	2,4,5-Trichlorophenol	6.1 U	2	6.1	10	UG/L
	OT29-GW-2901-02022016	WATER	N	2,4,6-Trichlorophenol	6.1 U	2	6.1	10	UG/L
	OT29-GW-2901-02022016	WATER	N	2,4-Dichlorophenol	6.1 U	2.7	6.1	10	UG/L
	OT29-GW-2901-02022016	WATER	N	2,4-Dimethylphenol	6.1 U	2.3	6.1	10	UG/L
	OT29-GW-2901-02022016	WATER	N	2,4-Dinitrotoluene	6.1 U	2	6.1	10	UG/L
	OT29-GW-2901-02022016	WATER	N	2,6-Dichlorophenol	6.1 U	1.9	6.1	15	UG/L
	OT29-GW-2901-02022016	WATER	N	2,6-Dinitrotoluene	6.1 U	2	6.1	10	UG/L
	OT29-GW-2901-02022016	WATER	N	2-Chloronaphthalene	3.1 U	1.3	3.1	10	UG/L
	OT29-GW-2901-02022016	WATER	N	2-Chlorophenol	6.1 U	1.6	6.1	10	UG/L
	OT29-GW-2901-02022016	WATER	N	2-Methylphenol	3.1 U	0.95	3.1	10	UG/L
	OT29-GW-2901-02022016	WATER	N	2-Nitroaniline	6.1 U	2	6.1	51	UG/L
	OT29-GW-2901-02022016	WATER	N	2-Nitrophenol	6.1 U	1.9	6.1	10	UG/L
	OT29-GW-2901-02022016	WATER	N	3,3'-Dichlorobenzidine	3.1 U	0.98	3.1	51	UG/L
	OT29-GW-2901-02022016	WATER	N	3-Methylphenol & 4-Methylphenol	3.1 U	1.2	3.1	10	UG/L
	OT29-GW-2901-02022016	WATER	N	3-Nitroaniline	3.1 U	1.4	3.1	51	UG/L
	OT29-GW-2901-02022016	WATER	N	4,6-Dinitro-2-methylphenol	6.1 U	2.3	6.1	61	UG/L
	OT29-GW-2901-02022016	WATER	N	4-Bromophenyl phenyl ether	3.1 U	1.1	3.1	10	UG/L
	OT29-GW-2901-02022016	WATER	N	4-Chloro-3-methylphenol	6.1 U	2	6.1	10	UG/L
	OT29-GW-2901-02022016	WATER	N	4-Chloroaniline	6.1 U	2	6.1	10	UG/L
	OT29-GW-2901-02022016	WATER	N	4-Chlorophenyl phenyl ether	3.1 U	1.1	3.1	10	UG/L
	OT29-GW-2901-02022016	WATER	N	4-Nitroaniline	3.1 U	1.5	3.1	51	UG/L
	OT29-GW-2901-02022016	WATER	N	4-Nitrophenol	20 U	6.2	20	61	UG/L
	OT29-GW-2901-02022016	WATER	N	Acetophenone	10 U	0.8	10	10	UG/L

Table 3. Summary of Analytical Results for Groundwater Samples for the Open Detonation Unit, Kirtland Air Force Base, February 2016

Method	Sample ID	Matrix	QA/QC Type	Analyte	Result*	DL	LOD	LOQ	Units
SW8270									
	OT29-GW-2901-02022016	WATER	N	Atrazine	51 UN	51	51	51	UG/L
	OT29-GW-2901-02022016	WATER	N	Azobenzene	3.1 U	1	3.1	10	UG/L
	OT29-GW-2901-02022016	WATER	N	Benzaldehyde	20 U	8.6	20	20	UG/L
	OT29-GW-2901-02022016	WATER	N	Biphenyl	10 U	5.1	10	15	UG/L
	OT29-GW-2901-02022016	WATER	N	bis (2-chloroisopropyl) ether	3.1 U	1.3	3.1	10	UG/L
	OT29-GW-2901-02022016	WATER	N	Bis(2-chloroethoxy)methane	3.1 U	1	3.1	10	UG/L
	OT29-GW-2901-02022016	WATER	N	Bis(2-chloroethyl)ether	3.1 U	1.5	3.1	10	UG/L
	OT29-GW-2901-02022016	WATER	N	Bis(2-ethylhexyl) phthalate	3.1 U	1	3.1	10	UG/L
	OT29-GW-2901-02022016	WATER	N	Butyl benzyl phthalate	3.1 U	1.4	3.1	10	UG/L
	OT29-GW-2901-02022016	WATER	N	Caprolactam	51 UN	51	51	51	UG/L
	OT29-GW-2901-02022016	WATER	N	Carbazole	3.1 U	1.2	3.1	10	UG/L
	OT29-GW-2901-02022016	WATER	N	Dibenzofuran	3.1 U	1.1	3.1	10	UG/L
	OT29-GW-2901-02022016	WATER	N	Diethyl phthalate	3.1 U	0.95	3.1	10	UG/L
	OT29-GW-2901-02022016	WATER	N	Dimethyl phthalate	3.1 U	0.9	3.1	10	UG/L
	OT29-GW-2901-02022016	WATER	N	Di-n-butyl phthalate	3.1 U	1.1	3.1	10	UG/L
	OT29-GW-2901-02022016	WATER	N	Di-n-octyl phthalate	3.1 U	1.5	3.1	10	UG/L
	OT29-GW-2901-02022016	WATER	N	Hexachlorobenzene	3.1 U	1.4	3.1	10	UG/L
	OT29-GW-2901-02022016	WATER	N	Hexachlorobutadiene	3.1 U	1.3	3.1	10	UG/L
	OT29-GW-2901-02022016	WATER	N	Hexachlorocyclopentadiene	10 U	5.1	10	51	UG/L
	OT29-GW-2901-02022016	WATER	N	Hexachloroethane	3.1 U	1.4	3.1	10	UG/L
	OT29-GW-2901-02022016	WATER	N	Isophorone	3.1 U	1	3.1	10	UG/L
	OT29-GW-2901-02022016	WATER	N	Nitrobenzene	6.1 U	1.6	6.1	10	UG/L
	OT29-GW-2901-02022016	WATER	N	N-Nitrosodimethylamine	3.1 U	0.98	3.1	15	UG/L

Table 3. Summary of Analytical Results for Groundwater Samples for the Open Detonation Unit, Kirtland Air Force Base, February 2016

Method	Sample ID	Matrix	QA/QC Type	Analyte	Result*	DL	LOD	LOQ	Units
SW8270									
	OT29-GW-2901-02022016	WATER	N	N-Nitrosodi-n-propylamine	3.1 U	1.4	3.1	10	UG/L
	OT29-GW-2901-02022016	WATER	N	N-Nitrosodiphenylamine	3.1 U	1	3.1	10	UG/L
	OT29-GW-2901-02022016	WATER	N	Pentachlorophenol	20 U	5.1	20	61	UG/L
	OT29-GW-2901-02022016	WATER	N	Phenol	3.1 U	1.1	3.1	10	UG/L
	OT29-GW-2902-03022016	WATER	N	1,2,4,5-Tetrachlorobenzene	2.9 U	0.97	2.9	9.7	UG/L
	OT29-GW-2902-03022016	WATER	N	2,4,5-Trichlorophenol	5.8 U	1.9	5.8	9.7	UG/L
	OT29-GW-2902-03022016	WATER	N	2,4,6-Trichlorophenol	5.8 U	1.9	5.8	9.7	UG/L
	OT29-GW-2902-03022016	WATER	N	2,4-Dichlorophenol	5.8 U	2.5	5.8	9.7	UG/L
	OT29-GW-2902-03022016	WATER	N	2,4-Dimethylphenol	5.8 U	2.1	5.8	9.7	UG/L
	OT29-GW-2902-03022016	WATER	N	2,4-Dinitrotoluene	5.8 U	1.9	5.8	9.7	UG/L
	OT29-GW-2902-03022016	WATER	N	2,6-Dichlorophenol	5.8 U	1.8	5.8	15	UG/L
	OT29-GW-2902-03022016	WATER	N	2,6-Dinitrotoluene	5.8 U	1.9	5.8	9.7	UG/L
	OT29-GW-2902-03022016	WATER	N	2-Chloronaphthalene	2.9 U	1.3	2.9	9.7	UG/L
	OT29-GW-2902-03022016	WATER	N	2-Chlorophenol	5.8 U	1.6	5.8	9.7	UG/L
	OT29-GW-2902-03022016	WATER	N	2-Methylphenol	2.9 U	0.9	2.9	9.7	UG/L
	OT29-GW-2902-03022016	WATER	N	2-Nitroaniline	5.8 U	1.9	5.8	48	UG/L
	OT29-GW-2902-03022016	WATER	N	2-Nitrophenol	5.8 U	1.8	5.8	9.7	UG/L
	OT29-GW-2902-03022016	WATER	N	3,3'-Dichlorobenzidine	2.9 U	0.93	2.9	48	UG/L
	OT29-GW-2902-03022016	WATER	N	3-Methylphenol & 4-Methylphenol	2.9 U	1.1	2.9	9.7	UG/L
	OT29-GW-2902-03022016	WATER	N	3-Nitroaniline	2.9 U	1.4	2.9	48	UG/L
	OT29-GW-2902-03022016	WATER	N	4,6-Dinitro-2-methylphenol	5.8 U	2.1	5.8	58	UG/L
	OT29-GW-2902-03022016	WATER	N	4-Bromophenyl phenyl ether	2.9 U	1.1	2.9	9.7	UG/L
	OT29-GW-2902-03022016	WATER	N	4-Chloro-3-methylphenol	5.8 U	1.9	5.8	9.7	UG/L

Table 3. Summary of Analytical Results for Groundwater Samples for the Open Detonation Unit, Kirtland Air Force Base, February 2016

Method	Sample ID	Matrix	QA/QC Type	Analyte	Result*	DL	LOD	LOQ	Units
SW8270									
	OT29-GW-2902-03022016	WATER	N	4-Chloroaniline	5.8 U	1.9	5.8	9.7	UG/L
	OT29-GW-2902-03022016	WATER	N	4-Chlorophenyl phenyl ether	2.9 U	1.1	2.9	9.7	UG/L
	OT29-GW-2902-03022016	WATER	N	4-Nitroaniline	2.9 U	1.5	2.9	48	UG/L
	OT29-GW-2902-03022016	WATER	N	4-Nitrophenol	19 U	5.9	19	58	UG/L
	OT29-GW-2902-03022016	WATER	N	Acetophenone	9.7 U	0.76	9.7	9.7	UG/L
	OT29-GW-2902-03022016	WATER	N	Atrazine	48 UN	48	48	48	UG/L
	OT29-GW-2902-03022016	WATER	N	Azobenzene	2.9 U	0.97	2.9	9.7	UG/L
	OT29-GW-2902-03022016	WATER	N	Benzaldehyde	19 U	8.1	19	19	UG/L
	OT29-GW-2902-03022016	WATER	N	Biphenyl	9.7 U	4.8	9.7	15	UG/L
	OT29-GW-2902-03022016	WATER	N	bis (2-chloroisopropyl) ether	2.9 U	1.3	2.9	9.7	UG/L
	OT29-GW-2902-03022016	WATER	N	Bis(2-chloroethoxy)methane	2.9 U	0.97	2.9	9.7	UG/L
	OT29-GW-2902-03022016	WATER	N	Bis(2-chloroethyl)ether	2.9 U	1.5	2.9	9.7	UG/L
	OT29-GW-2902-03022016	WATER	N	Bis(2-ethylhexyl) phthalate	2.9 U	0.97	2.9	9.7	UG/L
	OT29-GW-2902-03022016	WATER	N	Butyl benzyl phthalate	2.9 U	1.4	2.9	9.7	UG/L
	OT29-GW-2902-03022016	WATER	N	Caprolactam	48 UN	48	48	48	UG/L
	OT29-GW-2902-03022016	WATER	N	Carbazole	2.9 U	1.2	2.9	9.7	UG/L
	OT29-GW-2902-03022016	WATER	N	Dibenzofuran	2.9 U	1.1	2.9	9.7	UG/L
	OT29-GW-2902-03022016	WATER	N	Diethyl phthalate	2.9 U	0.9	2.9	9.7	UG/L
	OT29-GW-2902-03022016	WATER	N	Dimethyl phthalate	2.9 U	0.85	2.9	9.7	UG/L
	OT29-GW-2902-03022016	WATER	N	Di-n-butyl phthalate	2.9 U	1.1	2.9	9.7	UG/L
	OT29-GW-2902-03022016	WATER	N	Di-n-octyl phthalate	2.9 U	1.5	2.9	9.7	UG/L
	OT29-GW-2902-03022016	WATER	N	Hexachlorobenzene	2.9 U	1.4	2.9	9.7	UG/L
	OT29-GW-2902-03022016	WATER	N	Hexachlorobutadiene	2.9 U	1.3	2.9	9.7	UG/L

Table 3. Summary of Analytical Results for Groundwater Samples for the Open Detonation Unit, Kirtland Air Force Base, February 2016

Method	Sample ID	Matrix	QA/QC Type	Analyte	Result*	DL	LOD	LOQ	Units
SW8270									
	OT29-GW-2902-03022016	WATER	N	Hexachlorocyclopentadiene	9.7 U	4.8	9.7	48	UG/L
	OT29-GW-2902-03022016	WATER	N	Hexachloroethane	2.9 U	1.4	2.9	9.7	UG/L
	OT29-GW-2902-03022016	WATER	N	Isophorone	2.9 U	0.97	2.9	9.7	UG/L
	OT29-GW-2902-03022016	WATER	N	Nitrobenzene	5.8 U	1.6	5.8	9.7	UG/L
	OT29-GW-2902-03022016	WATER	N	N-Nitrosodimethylamine	2.9 U	0.93	2.9	15	UG/L
	OT29-GW-2902-03022016	WATER	N	N-Nitrosodi-n-propylamine	2.9 U	1.4	2.9	9.7	UG/L
	OT29-GW-2902-03022016	WATER	N	N-Nitrosodiphenylamine	2.9 U	0.97	2.9	9.7	UG/L
	OT29-GW-2902-03022016	WATER	N	Pentachlorophenol	19 U	4.8	19	58	UG/L
	OT29-GW-2902-03022016	WATER	N	Phenol	2.9 U	1.1	2.9	9.7	UG/L
	OT29-GW-2903-03022016	WATER	N	1,2,4,5-Tetrachlorobenzene	3 U	1	3	10	UG/L
	OT29-GW-2903-03022016	WATER	N	2,4,5-Trichlorophenol	6 U	2	6	10	UG/L
	OT29-GW-2903-03022016	WATER	N	2,4,6-Trichlorophenol	6 U	2	6	10	UG/L
	OT29-GW-2903-03022016	WATER	N	2,4-Dichlorophenol	6 U	2.6	6	10	UG/L
	OT29-GW-2903-03022016	WATER	N	2,4-Dimethylphenol	6 U	2.2	6	10	UG/L
	OT29-GW-2903-03022016	WATER	N	2,4-Dinitrotoluene	6 U	2	6	10	UG/L
	OT29-GW-2903-03022016	WATER	N	2,6-Dichlorophenol	6 U	1.9	6	15	UG/L
	OT29-GW-2903-03022016	WATER	N	2,6-Dinitrotoluene	6 U	2	6	10	UG/L
	OT29-GW-2903-03022016	WATER	N	2-Chloronaphthalene	3 U	1.3	3	10	UG/L
	OT29-GW-2903-03022016	WATER	N	2-Chlorophenol	6 U	1.6	6	10	UG/L
	OT29-GW-2903-03022016	WATER	N	2-Methylphenol	3 U	0.93	3	10	UG/L
	OT29-GW-2903-03022016	WATER	N	2-Nitroaniline	6 U	2	6	50	UG/L
	OT29-GW-2903-03022016	WATER	N	2-Nitrophenol	6 U	1.9	6	10	UG/L
	OT29-GW-2903-03022016	WATER	N	3,3'-Dichlorobenzidine	3 U	0.96	3	50	UG/L

Table 3. Summary of Analytical Results for Groundwater Samples for the Open Detonation Unit, Kirtland Air Force Base, February 2016

Method	Sample ID	Matrix	QA/QC Type	Analyte	Result*	DL	LOD	LOQ	Units
SW8270									
	OT29-GW-2903-03022016	WATER	N	3-Methylphenol & 4-Methylphenol	3 U	1.1	3	10	UG/L
	OT29-GW-2903-03022016	WATER	N	3-Nitroaniline	3 U	1.4	3	50	UG/L
	OT29-GW-2903-03022016	WATER	N	4,6-Dinitro-2-methylphenol	6 U	2.2	6	60	UG/L
	OT29-GW-2903-03022016	WATER	N	4-Bromophenyl phenyl ether	3 U	1.1	3	10	UG/L
	OT29-GW-2903-03022016	WATER	N	4-Chloro-3-methylphenol	6 U	2	6	10	UG/L
	OT29-GW-2903-03022016	WATER	N	4-Chloroaniline	6 U	2	6	10	UG/L
	OT29-GW-2903-03022016	WATER	N	4-Chlorophenyl phenyl ether	3 U	1.1	3	10	UG/L
	OT29-GW-2903-03022016	WATER	N	4-Nitroaniline	3 U	1.5	3	50	UG/L
	OT29-GW-2903-03022016	WATER	N	4-Nitrophenol	20 U	6.1	20	60	UG/L
	OT29-GW-2903-03022016	WATER	N	Acetophenone	10 U	0.78	10	10	UG/L
	OT29-GW-2903-03022016	WATER	N	Atrazine	50 UN	50	50	50	UG/L
	OT29-GW-2903-03022016	WATER	N	Azobenzene	3 U	1	3	10	UG/L
	OT29-GW-2903-03022016	WATER	N	Benzaldehyde	20 U	8.3	20	20	UG/L
	OT29-GW-2903-03022016	WATER	N	Biphenyl	10 U	5	10	15	UG/L
	OT29-GW-2903-03022016	WATER	N	bis (2-chloroisopropyl) ether	3 U	1.3	3	10	UG/L
	OT29-GW-2903-03022016	WATER	N	Bis(2-chloroethoxy)methane	3 U	1	3	10	UG/L
	OT29-GW-2903-03022016	WATER	N	Bis(2-chloroethyl)ether	3 U	1.5	3	10	UG/L
	OT29-GW-2903-03022016	WATER	N	Bis(2-ethylhexyl) phthalate	3 U	1	3	10	UG/L
	OT29-GW-2903-03022016	WATER	N	Butyl benzyl phthalate	3 U	1.4	3	10	UG/L
	OT29-GW-2903-03022016	WATER	N	Caprolactam	50 UN	50	50	50	UG/L
	OT29-GW-2903-03022016	WATER	N	Carbazole	3 U	1.2	3	10	UG/L
	OT29-GW-2903-03022016	WATER	N	Dibenzofuran	3 U	1.1	3	10	UG/L
	OT29-GW-2903-03022016	WATER	N	Diethyl phthalate	3 U	0.93	3	10	UG/L

Table 3. Summary of Analytical Results for Groundwater Samples for the Open Detonation Unit, Kirtland Air Force Base, February 2016

Method	Sample ID	Matrix	QA/QC Type	Analyte	Result*	DL	LOD	LOQ	Units
SW8270									
	OT29-GW-2903-03022016	WATER	N	Dimethyl phthalate	3 U	0.88	3	10	UG/L
	OT29-GW-2903-03022016	WATER	N	Di-n-butyl phthalate	3 U	1.1	3	10	UG/L
	OT29-GW-2903-03022016	WATER	N	Di-n-octyl phthalate	3 U	1.5	3	10	UG/L
	OT29-GW-2903-03022016	WATER	N	Hexachlorobenzene	3 U	1.4	3	10	UG/L
	OT29-GW-2903-03022016	WATER	N	Hexachlorobutadiene	3 U	1.3	3	10	UG/L
	OT29-GW-2903-03022016	WATER	N	Hexachlorocyclopentadiene	10 U	5	10	50	UG/L
	OT29-GW-2903-03022016	WATER	N	Hexachloroethane	3 U	1.4	3	10	UG/L
	OT29-GW-2903-03022016	WATER	N	Isophorone	3 U	1	3	10	UG/L
	OT29-GW-2903-03022016	WATER	N	Nitrobenzene	6 U	1.6	6	10	UG/L
	OT29-GW-2903-03022016	WATER	N	N-Nitrosodimethylamine	3 U	0.96	3	15	UG/L
	OT29-GW-2903-03022016	WATER	N	N-Nitrosodi-n-propylamine	3 U	1.4	3	10	UG/L
	OT29-GW-2903-03022016	WATER	N	N-Nitrosodiphenylamine	3 U	1	3	10	UG/L
	OT29-GW-2903-03022016	WATER	N	Pentachlorophenol	20 U	5	20	60	UG/L
	OT29-GW-2903-03022016	WATER	N	Phenol	3 U	1.1	3	10	UG/L
	OT29-GW-2904-02022016	WATER	N	1,2,4,5-Tetrachlorobenzene	2.9 U	0.96	2.9	9.6	UG/L
	OT29-GW-2904-02022016	WATER	N	2,4,5-Trichlorophenol	5.8 U	1.9	5.8	9.6	UG/L
	OT29-GW-2904-02022016	WATER	N	2,4,6-Trichlorophenol	5.8 U	1.9	5.8	9.6	UG/L
	OT29-GW-2904-02022016	WATER	N	2,4-Dichlorophenol	5.8 U	2.5	5.8	9.6	UG/L
	OT29-GW-2904-02022016	WATER	N	2,4-Dimethylphenol	5.8 U	2.1	5.8	9.6	UG/L
	OT29-GW-2904-02022016	WATER	N	2,4-Dinitrotoluene	5.8 U	1.9	5.8	9.6	UG/L
	OT29-GW-2904-02022016	WATER	N	2,6-Dichlorophenol	5.8 U	1.8	5.8	14	UG/L
	OT29-GW-2904-02022016	WATER	N	2,6-Dinitrotoluene	5.8 U	1.9	5.8	9.6	UG/L
	OT29-GW-2904-02022016	WATER	N	2-Chloronaphthalene	2.9 U	1.2	2.9	9.6	UG/L

Table 3. Summary of Analytical Results for Groundwater Samples for the Open Detonation Unit, Kirtland Air Force Base, February 2016

Method	Sample ID	Matrix	QA/QC Type	Analyte	Result*	DL	LOD	LOQ	Units
SW8270									
	OT29-GW-2904-02022016	WATER	N	2-Chlorophenol	5.8 U	1.5	5.8	9.6	UG/L
	OT29-GW-2904-02022016	WATER	N	2-Methylphenol	2.9 U	0.89	2.9	9.6	UG/L
	OT29-GW-2904-02022016	WATER	N	2-Nitroaniline	5.8 U	1.9	5.8	48	UG/L
	OT29-GW-2904-02022016	WATER	N	2-Nitrophenol	5.8 U	1.8	5.8	9.6	UG/L
	OT29-GW-2904-02022016	WATER	N	3,3'-Dichlorobenzidine	2.9 U	0.92	2.9	48	UG/L
	OT29-GW-2904-02022016	WATER	N	3-Methylphenol & 4-Methylphenol	2.9 U	1.1	2.9	9.6	UG/L
	OT29-GW-2904-02022016	WATER	N	3-Nitroaniline	2.9 U	1.3	2.9	48	UG/L
	OT29-GW-2904-02022016	WATER	N	4,6-Dinitro-2-methylphenol	5.8 U	2.1	5.8	58	UG/L
	OT29-GW-2904-02022016	WATER	N	4-Bromophenyl phenyl ether	2.9 U	1.1	2.9	9.6	UG/L
	OT29-GW-2904-02022016	WATER	N	4-Chloro-3-methylphenol	5.8 U	1.9	5.8	9.6	UG/L
	OT29-GW-2904-02022016	WATER	N	4-Chloroaniline	5.8 U	1.9	5.8	9.6	UG/L
	OT29-GW-2904-02022016	WATER	N	4-Chlorophenyl phenyl ether	2.9 U	1.1	2.9	9.6	UG/L
	OT29-GW-2904-02022016	WATER	N	4-Nitroaniline	2.9 U	1.4	2.9	48	UG/L
	OT29-GW-2904-02022016	WATER	N	4-Nitrophenol	19 U	5.9	19	58	UG/L
	OT29-GW-2904-02022016	WATER	N	Acetophenone	9.6 U	0.75	9.6	9.6	UG/L
	OT29-GW-2904-02022016	WATER	N	Atrazine	48 UN	48	48	48	UG/L
	OT29-GW-2904-02022016	WATER	N	Azobenzene	2.9 U	0.96	2.9	9.6	UG/L
	OT29-GW-2904-02022016	WATER	N	Benzaldehyde	19 U	8	19	19	UG/L
	OT29-GW-2904-02022016	WATER	N	Biphenyl	9.6 U	4.8	9.6	14	UG/L
	OT29-GW-2904-02022016	WATER	N	bis (2-chloroisopropyl) ether	2.9 U	1.2	2.9	9.6	UG/L
	OT29-GW-2904-02022016	WATER	N	Bis(2-chloroethoxy)methane	2.9 U	0.96	2.9	9.6	UG/L
	OT29-GW-2904-02022016	WATER	N	Bis(2-chloroethyl)ether	2.9 U	1.4	2.9	9.6	UG/L
	OT29-GW-2904-02022016	WATER	N	Bis(2-ethylhexyl) phthalate	2.9 U	0.96	2.9	9.6	UG/L

Table 3. Summary of Analytical Results for Groundwater Samples for the Open Detonation Unit, Kirtland Air Force Base, February 2016

Method	Sample ID	Matrix	QA/QC Type	Analyte	Result*	DL	LOD	LOQ	Units
SW8270									
	OT29-GW-2904-02022016	WATER	N	Butyl benzyl phthalate	2.9 U	1.3	2.9	9.6	UG/L
	OT29-GW-2904-02022016	WATER	N	Caprolactam	48 UN	48	48	48	UG/L
	OT29-GW-2904-02022016	WATER	N	Carbazole	2.9 U	1.2	2.9	9.6	UG/L
	OT29-GW-2904-02022016	WATER	N	Dibenzofuran	2.9 U	1.1	2.9	9.6	UG/L
	OT29-GW-2904-02022016	WATER	N	Diethyl phthalate	2.9 U	0.89	2.9	9.6	UG/L
	OT29-GW-2904-02022016	WATER	N	Dimethyl phthalate	2.9 U	0.84	2.9	9.6	UG/L
	OT29-GW-2904-02022016	WATER	N	Di-n-butyl phthalate	2.9 U	1.1	2.9	9.6	UG/L
	OT29-GW-2904-02022016	WATER	N	Di-n-octyl phthalate	2.9 U	1.4	2.9	9.6	UG/L
	OT29-GW-2904-02022016	WATER	N	Hexachlorobenzene	2.9 U	1.3	2.9	9.6	UG/L
	OT29-GW-2904-02022016	WATER	N	Hexachlorobutadiene	2.9 U	1.2	2.9	9.6	UG/L
	OT29-GW-2904-02022016	WATER	N	Hexachlorocyclopentadiene	9.6 U	4.8	9.6	48	UG/L
	OT29-GW-2904-02022016	WATER	N	Hexachloroethane	2.9 U	1.3	2.9	9.6	UG/L
	OT29-GW-2904-02022016	WATER	N	Isophorone	2.9 U	0.96	2.9	9.6	UG/L
	OT29-GW-2904-02022016	WATER	N	Nitrobenzene	5.8 U	1.5	5.8	9.6	UG/L
	OT29-GW-2904-02022016	WATER	N	N-Nitrosodimethylamine	2.9 U	0.92	2.9	14	UG/L
	OT29-GW-2904-02022016	WATER	N	N-Nitrosodi-n-propylamine	2.9 U	1.3	2.9	9.6	UG/L
	OT29-GW-2904-02022016	WATER	N	N-Nitrosodiphenylamine	2.9 U	0.96	2.9	9.6	UG/L
	OT29-GW-2904-02022016	WATER	N	Pentachlorophenol	19 U	4.8	19	58	UG/L
	OT29-GW-2904-02022016	WATER	N	Phenol	2.9 U	1.1	2.9	9.6	UG/L
SW8270SIM									
	OT29-FD-2904-02022016	WATER	FD	1,4-Dioxane	0.48 U	0.19	0.48	0.96	UG/L
	OT29-FD-2904-02022016	WATER	FD	1-Methylnaphthalene	14 U	6.2	14	48	NG/L
	OT29-FD-2904-02022016	WATER	FD	2-Methylnaphthalene	14 U	5.3	14	48	NG/L
	OT29-FD-2904-02022016	WATER	FD	Acenaphthene	14 U	4.8	14	48	NG/L

Table 3. Summary of Analytical Results for Groundwater Samples for the Open Detonation Unit, Kirtland Air Force Base, February 2016

Method	Sample ID	Matrix	QA/QC Type	Analyte	Result*	DL	LOD	LOQ	Units
SW8270SIM									
	OT29-FD-2904-02022016	WATER	FD	Acenaphthylene	14 U	4.8	14	48	NG/L
	OT29-FD-2904-02022016	WATER	FD	Anthracene	14 U	4.3	14	48	NG/L
	OT29-FD-2904-02022016	WATER	FD	Benzo[a]anthracene	14 U	4.4	14	48	NG/L
	OT29-FD-2904-02022016	WATER	FD	Benzo[a]pyrene	14 U	4.2	14	48	NG/L
	OT29-FD-2904-02022016	WATER	FD	Benzo[b]fluoranthene	29 U	12	29	48	NG/L
	OT29-FD-2904-02022016	WATER	FD	Benzo[g,h,i]perylene	14 U	5.3	14	48	NG/L
	OT29-FD-2904-02022016	WATER	FD	Benzo[k]fluoranthene	29 U	7.5	29	48	NG/L
	OT29-FD-2904-02022016	WATER	FD	Chrysene	14 U	3.8	14	48	NG/L
	OT29-FD-2904-02022016	WATER	FD	Dibenz(a,h)anthracene	29 U	14	29	48	NG/L
	OT29-FD-2904-02022016	WATER	FD	Fluoranthene	14 U	4.1	14	48	NG/L
	OT29-FD-2904-02022016	WATER	FD	Fluorene	14 U	3.9	14	48	NG/L
	OT29-FD-2904-02022016	WATER	FD	Indeno[1,2,3-cd]pyrene	29 U	13	29	48	NG/L
	OT29-FD-2904-02022016	WATER	FD	Naphthalene	14 U	4.8	14	48	NG/L
	OT29-FD-2904-02022016	WATER	FD	Phenanthrene	14 U	6.1	14	48	NG/L
	OT29-FD-2904-02022016	WATER	FD	Pyrene	14 U	4	14	48	NG/L
	OT29-GW-2901-02022016	WATER	N	1,4-Dioxane	0.52 U	0.21	0.52	1	UG/L
	OT29-GW-2901-02022016	WATER	N	1-Methylnaphthalene	15 U	6.7	15	51	NG/L
	OT29-GW-2901-02022016	WATER	N	2-Methylnaphthalene	15 U	5.7	15	51	NG/L
	OT29-GW-2901-02022016	WATER	N	Acenaphthene	15 U	5.1	15	51	NG/L
	OT29-GW-2901-02022016	WATER	N	Acenaphthylene	15 U	5.1	15	51	NG/L
	OT29-GW-2901-02022016	WATER	N	Anthracene	15 U	4.6	15	51	NG/L
	OT29-GW-2901-02022016	WATER	N	Benzo[a]anthracene	15 U	4.7	15	51	NG/L
	OT29-GW-2901-02022016	WATER	N	Benzo[a]pyrene	15 U	4.5	15	51	NG/L

Table 3. Summary of Analytical Results for Groundwater Samples for the Open Detonation Unit, Kirtland Air Force Base, February 2016

Method	Sample ID	Matrix	QA/QC Type	Analyte	Result*	DL	LOD	LOQ	Units
SW8270SIM									
	OT29-GW-2901-02022016	WATER	N	Benzo[b]fluoranthene	31 U	13	31	51	NG/L
	OT29-GW-2901-02022016	WATER	N	Benzo[g,h,i]perylene	15 U	5.7	15	51	NG/L
	OT29-GW-2901-02022016	WATER	N	Benzo[k]fluoranthene	31 U	8	31	51	NG/L
	OT29-GW-2901-02022016	WATER	N	Chrysene	15 U	4.1	15	51	NG/L
	OT29-GW-2901-02022016	WATER	N	Dibenz(a,h)anthracene	31 U	15	31	51	NG/L
	OT29-GW-2901-02022016	WATER	N	Fluoranthene	15 U	4.4	15	51	NG/L
	OT29-GW-2901-02022016	WATER	N	Fluorene	15 U	4.2	15	51	NG/L
	OT29-GW-2901-02022016	WATER	N	Indeno[1,2,3-cd]pyrene	31 U	14	31	51	NG/L
	OT29-GW-2901-02022016	WATER	N	Naphthalene	15 U	5.1	15	51	NG/L
	OT29-GW-2901-02022016	WATER	N	Phenanthrene	15 U	6.5	15	51	NG/L
	OT29-GW-2901-02022016	WATER	N	Pyrene	15 U	4.3	15	51	NG/L
	OT29-GW-2902-03022016	WATER	N	1,4-Dioxane	0.48 U	0.19	0.48	0.97	UG/L
	OT29-GW-2902-03022016	WATER	N	1-Methylnaphthalene	15 U	6.3	15	48	NG/L
	OT29-GW-2902-03022016	WATER	N	2-Methylnaphthalene	15 U	5.3	15	48	NG/L
	OT29-GW-2902-03022016	WATER	N	Acenaphthene	15 U	4.8	15	48	NG/L
	OT29-GW-2902-03022016	WATER	N	Acenaphthylene	15 U	4.8	15	48	NG/L
	OT29-GW-2902-03022016	WATER	N	Anthracene	15 U	4.3	15	48	NG/L
	OT29-GW-2902-03022016	WATER	N	Benzo[a]anthracene	15 U	4.5	15	48	NG/L
	OT29-GW-2902-03022016	WATER	N	Benzo[a]pyrene	15 U	4.3	15	48	NG/L
	OT29-GW-2902-03022016	WATER	N	Benzo[b]fluoranthene	29 U	12	29	48	NG/L
	OT29-GW-2902-03022016	WATER	N	Benzo[g,h,i]perylene	15 U	5.3	15	48	NG/L
	OT29-GW-2902-03022016	WATER	N	Benzo[k]fluoranthene	29 U	7.6	29	48	NG/L
	OT29-GW-2902-03022016	WATER	N	Chrysene	15 U	3.9	15	48	NG/L

Table 3. Summary of Analytical Results for Groundwater Samples for the Open Detonation Unit, Kirtland Air Force Base, February 2016

Method	Sample ID	Matrix	QA/QC Type	Analyte	Result*	DL	LOD	LOQ	Units
SW8270SIM									
	OT29-GW-2902-03022016	WATER	N	Dibenz(a,h)anthracene	29 U	14	29	48	NG/L
	OT29-GW-2902-03022016	WATER	N	Fluoranthene	15 U	4.2	15	48	NG/L
	OT29-GW-2902-03022016	WATER	N	Fluorene	15 U	3.9	15	48	NG/L
	OT29-GW-2902-03022016	WATER	N	Indeno[1,2,3-cd]pyrene	29 U	14	29	48	NG/L
	OT29-GW-2902-03022016	WATER	N	Naphthalene	15 U	4.8	15	48	NG/L
	OT29-GW-2902-03022016	WATER	N	Phenanthrene	15 U	6.1	15	48	NG/L
	OT29-GW-2902-03022016	WATER	N	Pyrene	15 U	4.1	15	48	NG/L
	OT29-GW-2903-03022016	WATER	N	1,4-Dioxane	0.5 U	0.2	0.5	1	UG/L
	OT29-GW-2903-03022016	WATER	N	1-Methylnaphthalene	15 U	6.5	15	50	NG/L
	OT29-GW-2903-03022016	WATER	N	2-Methylnaphthalene	15 U	5.5	15	50	NG/L
	OT29-GW-2903-03022016	WATER	N	Acenaphthene	15 U	5	15	50	NG/L
	OT29-GW-2903-03022016	WATER	N	Acenaphthylene	15 U	5	15	50	NG/L
	OT29-GW-2903-03022016	WATER	N	Anthracene	15 U	4.4	15	50	NG/L
	OT29-GW-2903-03022016	WATER	N	Benzo[a]anthracene	15 U	4.6	15	50	NG/L
	OT29-GW-2903-03022016	WATER	N	Benzo[a]pyrene	15 U	4.4	15	50	NG/L
	OT29-GW-2903-03022016	WATER	N	Benzo[b]fluoranthene	30 U	12	30	50	NG/L
	OT29-GW-2903-03022016	WATER	N	Benzo[g,h,i]perylene	15 U	5.5	15	50	NG/L
	OT29-GW-2903-03022016	WATER	N	Benzo[k]fluoranthene	30 U	7.8	30	50	NG/L
	OT29-GW-2903-03022016	WATER	N	Chrysene	15 U	4	15	50	NG/L
	OT29-GW-2903-03022016	WATER	N	Dibenz(a,h)anthracene	30 U	15	30	50	NG/L
	OT29-GW-2903-03022016	WATER	N	Fluoranthene	15 U	4.3	15	50	NG/L
	OT29-GW-2903-03022016	WATER	N	Fluorene	15 U	4	15	50	NG/L
	OT29-GW-2903-03022016	WATER	N	Indeno[1,2,3-cd]pyrene	30 U	14	30	50	NG/L

Table 3. Summary of Analytical Results for Groundwater Samples for the Open Detonation Unit, Kirtland Air Force Base, February 2016

Method	Sample ID	Matrix	QA/QC Type	Analyte	Result*	DL	LOD	LOQ	Units
SW8270SIM									
	OT29-GW-2903-03022016	WATER	N	Naphthalene	15 U	5	15	50	NG/L
	OT29-GW-2903-03022016	WATER	N	Phenanthrene	15 U	6.3	15	50	NG/L
	OT29-GW-2903-03022016	WATER	N	Pyrene	15 U	4.2	15	50	NG/L
	OT29-GW-2904-02022016	WATER	N	1,4-Dioxane	0.48 U	0.19	0.48	0.97	UG/L
	OT29-GW-2904-02022016	WATER	N	1-Methylnaphthalene	14 U	6.3	14	48	NG/L
	OT29-GW-2904-02022016	WATER	N	2-Methylnaphthalene	14 U	5.3	14	48	NG/L
	OT29-GW-2904-02022016	WATER	N	Acenaphthene	14 U	4.8	14	48	NG/L
	OT29-GW-2904-02022016	WATER	N	Acenaphthylene	14 U	4.8	14	48	NG/L
	OT29-GW-2904-02022016	WATER	N	Anthracene	14 U	4.3	14	48	NG/L
	OT29-GW-2904-02022016	WATER	N	Benzo[a]anthracene	14 U	4.4	14	48	NG/L
	OT29-GW-2904-02022016	WATER	N	Benzo[a]pyrene	14 U	4.3	14	48	NG/L
	OT29-GW-2904-02022016	WATER	N	Benzo[b]fluoranthene	29 U	12	29	48	NG/L
	OT29-GW-2904-02022016	WATER	N	Benzo[g,h,i]perylene	14 U	5.3	14	48	NG/L
	OT29-GW-2904-02022016	WATER	N	Benzo[k]fluoranthene	29 U	7.5	29	48	NG/L
	OT29-GW-2904-02022016	WATER	N	Chrysene	14 U	3.9	14	48	NG/L
	OT29-GW-2904-02022016	WATER	N	Dibenz(a,h)anthracene	29 U	14	29	48	NG/L
	OT29-GW-2904-02022016	WATER	N	Fluoranthene	14 U	4.2	14	48	NG/L
	OT29-GW-2904-02022016	WATER	N	Fluorene	14 U	3.9	14	48	NG/L
	OT29-GW-2904-02022016	WATER	N	Indeno[1,2,3-cd]pyrene	29 U	14	29	48	NG/L
	OT29-GW-2904-02022016	WATER	N	Naphthalene	14 U	4.8	14	48	NG/L
	OT29-GW-2904-02022016	WATER	N	Phenanthrene	14 U	6.1	14	48	NG/L
	OT29-GW-2904-02022016	WATER	N	Pyrene	14 U	4.1	14	48	NG/L
SW8290									
	OT29-FD-2904-02022016	WATER	FD	1,2,3,4,6,7,8-HpCDD	1 U	0.29		48	PG/L

Table 3. Summary of Analytical Results for Groundwater Samples for the Open Detonation Unit, Kirtland Air Force Base, February 2016

Method	Sample ID	Matrix	QA/QC Type	Analyte	Result*	DL	LOD	LOQ	Units
SW8290									
	OT29-FD-2904-02022016	WATER	FD	1,2,3,4,6,7,8-HpCDF	0.91 U	0.24		48	PG/L
	OT29-FD-2904-02022016	WATER	FD	1,2,3,4,7,8,9-HpCDF	0.31 U	0.31		48	PG/L
	OT29-FD-2904-02022016	WATER	FD	1,2,3,4,7,8-HxCDD	0.3 U	0.3		48	PG/L
	OT29-FD-2904-02022016	WATER	FD	1,2,3,4,7,8-HxCDF	0.33 U	0.24		48	PG/L
	OT29-FD-2904-02022016	WATER	FD	1,2,3,6,7,8-HxCDD	0.29 U	0.29		48	PG/L
	OT29-FD-2904-02022016	WATER	FD	1,2,3,6,7,8-HxCDF	0.22 U	0.22		48	PG/L
	OT29-FD-2904-02022016	WATER	FD	1,2,3,7,8,9-HxCDD	0.25 U	0.25		48	PG/L
	OT29-FD-2904-02022016	WATER	FD	1,2,3,7,8,9-HxCDF	0.24 U	0.24		48	PG/L
	OT29-FD-2904-02022016	WATER	FD	1,2,3,7,8-PeCDD	0.43 U	0.43		48	PG/L
	OT29-FD-2904-02022016	WATER	FD	1,2,3,7,8-PeCDF	0.31 U	0.31		48	PG/L
	OT29-FD-2904-02022016	WATER	FD	2,3,4,6,7,8-HxCDF	0.23 U	0.23		48	PG/L
	OT29-FD-2904-02022016	WATER	FD	2,3,4,7,8-PeCDF	0.32 U	0.32		48	PG/L
	OT29-FD-2904-02022016	WATER	FD	2,3,7,8-TCDD	0.3 U	0.3		9.6	PG/L
	OT29-FD-2904-02022016	WATER	FD	2,3,7,8-TCDF	0.18 U	0.18		9.6	PG/L
	OT29-FD-2904-02022016	WATER	FD	OCDD	11 U	0.47		96	PG/L
	OT29-FD-2904-02022016	WATER	FD	OCDF	5 U	0.5		96	PG/L
	OT29-FD-2904-02022016	WATER	FD	Total HpCDD	1.9 U	0.29		48	PG/L
	OT29-FD-2904-02022016	WATER	FD	Total HpCDF	0.91 U	0.28		48	PG/L
	OT29-FD-2904-02022016	WATER	FD	Total HxCDD	0.3 U	0.3		48	PG/L
	OT29-FD-2904-02022016	WATER	FD	Total HxCDF	0.33 U	0.23		48	PG/L
	OT29-FD-2904-02022016	WATER	FD	Total PeCDD	0.43 U	0.43		48	PG/L
	OT29-FD-2904-02022016	WATER	FD	Total PeCDF	0.32 U	0.32		48	PG/L
	OT29-FD-2904-02022016	WATER	FD	Total TCDD	0.3 U	0.3		9.6	PG/L

Table 3. Summary of Analytical Results for Groundwater Samples for the Open Detonation Unit, Kirtland Air Force Base, February 2016

Method	Sample ID	Matrix	QA/QC Type	Analyte	Result*	DL	LOD	LOQ	Units
SW8290									
	OT29-FD-2904-02022016	WATER	FD	Total TCDF	0.18 U	0.18		9.6	PG/L
	OT29-GW-2901-02022016	WATER	N	1,2,3,4,6,7,8-HpCDD	0.34 U	0.34		49	PG/L
	OT29-GW-2901-02022016	WATER	N	1,2,3,4,6,7,8-HpCDF	0.62 U	0.22		49	PG/L
	OT29-GW-2901-02022016	WATER	N	1,2,3,4,7,8,9-HpCDF	0.28 U	0.28		49	PG/L
	OT29-GW-2901-02022016	WATER	N	1,2,3,4,7,8-HxCDD	0.24 U	0.24		49	PG/L
	OT29-GW-2901-02022016	WATER	N	1,2,3,4,7,8-HxCDF	0.2 U	0.2		49	PG/L
	OT29-GW-2901-02022016	WATER	N	1,2,3,6,7,8-HxCDD	0.24 U	0.24		49	PG/L
	OT29-GW-2901-02022016	WATER	N	1,2,3,6,7,8-HxCDF	0.18 U	0.18		49	PG/L
	OT29-GW-2901-02022016	WATER	N	1,2,3,7,8,9-HxCDD	0.21 U	0.21		49	PG/L
	OT29-GW-2901-02022016	WATER	N	1,2,3,7,8,9-HxCDF	0.2 U	0.2		49	PG/L
	OT29-GW-2901-02022016	WATER	N	1,2,3,7,8-PeCDD	0.49 U	0.49		49	PG/L
	OT29-GW-2901-02022016	WATER	N	1,2,3,7,8-PeCDF	0.27 U	0.27		49	PG/L
	OT29-GW-2901-02022016	WATER	N	2,3,4,6,7,8-HxCDF	0.2 U	0.2		49	PG/L
	OT29-GW-2901-02022016	WATER	N	2,3,4,7,8-PeCDF	0.27 U	0.27		49	PG/L
	OT29-GW-2901-02022016	WATER	N	2,3,7,8-TCDD	0.31 U	0.31		9.8	PG/L
	OT29-GW-2901-02022016	WATER	N	2,3,7,8-TCDF	0.2 U	0.2		9.8	PG/L
	OT29-GW-2901-02022016	WATER	N	OCDD	9.2 U	0.48		98	PG/L
	OT29-GW-2901-02022016	WATER	N	OCDF	4.5 U	0.59		98	PG/L
	OT29-GW-2901-02022016	WATER	N	Total HpCDD	0.77 U	0.34		49	PG/L
	OT29-GW-2901-02022016	WATER	N	Total HpCDF	0.62 U	0.25		49	PG/L
	OT29-GW-2901-02022016	WATER	N	Total HxCDD	0.24 U	0.24		49	PG/L
	OT29-GW-2901-02022016	WATER	N	Total HxCDF	0.2 U	0.2		49	PG/L
	OT29-GW-2901-02022016	WATER	N	Total PeCDD	0.49 U	0.49		49	PG/L

Table 3. Summary of Analytical Results for Groundwater Samples for the Open Detonation Unit, Kirtland Air Force Base, February 2016

Method	Sample ID	Matrix	QA/QC Type	Analyte	Result*	DL	LOD	LOQ	Units
SW8290									
	OT29-GW-2901-02022016	WATER	N	Total PeCDF	0.27 U	0.27		49	PG/L
	OT29-GW-2901-02022016	WATER	N	Total TCDD	0.31 U	0.31		9.8	PG/L
	OT29-GW-2901-02022016	WATER	N	Total TCDF	0.2 U	0.2		9.8	PG/L
	OT29-GW-2902-03022016	WATER	N	1,2,3,4,6,7,8-HpCDD	1.6 U	0.29		49	PG/L
	OT29-GW-2902-03022016	WATER	N	1,2,3,4,6,7,8-HpCDF	1.1 U	0.24		49	PG/L
	OT29-GW-2902-03022016	WATER	N	1,2,3,4,7,8,9-HpCDF	0.73 J	0.3		49	PG/L
	OT29-GW-2902-03022016	WATER	N	1,2,3,4,7,8-HxCDD	0.56 J	0.28		49	PG/L
	OT29-GW-2902-03022016	WATER	N	1,2,3,4,7,8-HxCDF	0.46 U	0.24		49	PG/L
	OT29-GW-2902-03022016	WATER	N	1,2,3,6,7,8-HxCDD	0.54 J	0.27		49	PG/L
	OT29-GW-2902-03022016	WATER	N	1,2,3,6,7,8-HxCDF	0.54 U	0.22		49	PG/L
	OT29-GW-2902-03022016	WATER	N	1,2,3,7,8,9-HxCDD	0.24 U	0.24		49	PG/L
	OT29-GW-2902-03022016	WATER	N	1,2,3,7,8,9-HxCDF	0.76 U	0.25		49	PG/L
	OT29-GW-2902-03022016	WATER	N	1,2,3,7,8-PeCDD	0.41 U	0.41		49	PG/L
	OT29-GW-2902-03022016	WATER	N	1,2,3,7,8-PeCDF	0.29 U	0.29		49	PG/L
	OT29-GW-2902-03022016	WATER	N	2,3,4,6,7,8-HxCDF	0.24 U	0.24		49	PG/L
	OT29-GW-2902-03022016	WATER	N	2,3,4,7,8-PeCDF	0.3 U	0.3		49	PG/L
	OT29-GW-2902-03022016	WATER	N	2,3,7,8-TCDD	0.23 U	0.23		9.8	PG/L
	OT29-GW-2902-03022016	WATER	N	2,3,7,8-TCDF	0.19 U	0.19		9.8	PG/L
	OT29-GW-2902-03022016	WATER	N	OCDD	11 U	0.38		98	PG/L
	OT29-GW-2902-03022016	WATER	N	OCDF	6.2 U	0.36		98	PG/L
	OT29-GW-2902-03022016	WATER	N	Total HpCDD	2.4 U	0.29		49	PG/L
	OT29-GW-2902-03022016	WATER	N	Total HpCDF	1.9 U	0.27		49	PG/L
	OT29-GW-2902-03022016	WATER	N	Total HxCDD	1.1 U	0.27		49	PG/L

Table 3. Summary of Analytical Results for Groundwater Samples for the Open Detonation Unit, Kirtland Air Force Base, February 2016

Method	Sample ID	Matrix	QA/QC Type	Analyte	Result*	DL	LOD	LOQ	Units
SW8290									
	OT29-GW-2902-03022016	WATER	N	Total HxCDF	1.8 U	0.24		49	PG/L
	OT29-GW-2902-03022016	WATER	N	Total PeCDD	0.41 U	0.41		49	PG/L
	OT29-GW-2902-03022016	WATER	N	Total PeCDF	0.3 U	0.3		49	PG/L
	OT29-GW-2902-03022016	WATER	N	Total TCDD	0.23 U	0.23		9.8	PG/L
	OT29-GW-2902-03022016	WATER	N	Total TCDF	0.19 U	0.19		9.8	PG/L
	OT29-GW-2903-03022016	WATER	N	1,2,3,4,6,7,8-HpCDD	0.68 U	0.23		49	PG/L
	OT29-GW-2903-03022016	WATER	N	1,2,3,4,6,7,8-HpCDF	0.39 U	0.22		49	PG/L
	OT29-GW-2903-03022016	WATER	N	1,2,3,4,7,8,9-HpCDF	0.28 U	0.28		49	PG/L
	OT29-GW-2903-03022016	WATER	N	1,2,3,4,7,8-HxCDD	0.3 U	0.3		49	PG/L
	OT29-GW-2903-03022016	WATER	N	1,2,3,4,7,8-HxCDF	0.18 U	0.18		49	PG/L
	OT29-GW-2903-03022016	WATER	N	1,2,3,6,7,8-HxCDD	0.29 U	0.29		49	PG/L
	OT29-GW-2903-03022016	WATER	N	1,2,3,6,7,8-HxCDF	0.17 U	0.17		49	PG/L
	OT29-GW-2903-03022016	WATER	N	1,2,3,7,8,9-HxCDD	0.25 U	0.25		49	PG/L
	OT29-GW-2903-03022016	WATER	N	1,2,3,7,8,9-HxCDF	0.18 U	0.18		49	PG/L
	OT29-GW-2903-03022016	WATER	N	1,2,3,7,8-PeCDD	0.42 U	0.42		49	PG/L
	OT29-GW-2903-03022016	WATER	N	1,2,3,7,8-PeCDF	0.25 U	0.25		49	PG/L
	OT29-GW-2903-03022016	WATER	N	2,3,4,6,7,8-HxCDF	0.18 U	0.18		49	PG/L
	OT29-GW-2903-03022016	WATER	N	2,3,4,7,8-PeCDF	0.25 U	0.25		49	PG/L
	OT29-GW-2903-03022016	WATER	N	2,3,7,8-TCDD	0.32 U	0.32		9.8	PG/L
	OT29-GW-2903-03022016	WATER	N	2,3,7,8-TCDF	0.21 U	0.21		9.8	PG/L
	OT29-GW-2903-03022016	WATER	N	OCDD	17 U	0.46		98	PG/L
	OT29-GW-2903-03022016	WATER	N	OCDF	8.4 U	0.42		98	PG/L
	OT29-GW-2903-03022016	WATER	N	Total HpCDD	0.68 U	0.23		49	PG/L

Table 3. Summary of Analytical Results for Groundwater Samples for the Open Detonation Unit, Kirtland Air Force Base, February 2016

Method	Sample ID	Matrix	QA/QC Type	Analyte	Result*	DL	LOD	LOQ	Units
SW8290									
	OT29-GW-2903-03022016	WATER	N	Total HpCDF	0.39 U	0.25		49	PG/L
	OT29-GW-2903-03022016	WATER	N	Total HxCDD	0.3 U	0.3		49	PG/L
	OT29-GW-2903-03022016	WATER	N	Total HxCDF	0.18 U	0.18		49	PG/L
	OT29-GW-2903-03022016	WATER	N	Total PeCDD	0.42 U	0.42		49	PG/L
	OT29-GW-2903-03022016	WATER	N	Total PeCDF	0.25 U	0.25		49	PG/L
	OT29-GW-2903-03022016	WATER	N	Total TCDD	0.32 U	0.32		9.8	PG/L
	OT29-GW-2903-03022016	WATER	N	Total TCDF	0.88 J	0.21		9.8	PG/L
	OT29-GW-2904-02022016	WATER	N	1,2,3,4,6,7,8-HpCDD	1.5 U	0.4		48	PG/L
	OT29-GW-2904-02022016	WATER	N	1,2,3,4,6,7,8-HpCDF	1.3 U	0.32		48	PG/L
	OT29-GW-2904-02022016	WATER	N	1,2,3,4,7,8,9-HpCDF	0.41 U	0.41		48	PG/L
	OT29-GW-2904-02022016	WATER	N	1,2,3,4,7,8-HxCDD	0.38 U	0.38		48	PG/L
	OT29-GW-2904-02022016	WATER	N	1,2,3,4,7,8-HxCDF	0.31 U	0.31		48	PG/L
	OT29-GW-2904-02022016	WATER	N	1,2,3,6,7,8-HxCDD	0.37 U	0.37		48	PG/L
	OT29-GW-2904-02022016	WATER	N	1,2,3,6,7,8-HxCDF	0.29 U	0.29		48	PG/L
	OT29-GW-2904-02022016	WATER	N	1,2,3,7,8,9-HxCDD	0.32 U	0.32		48	PG/L
	OT29-GW-2904-02022016	WATER	N	1,2,3,7,8,9-HxCDF	0.32 U	0.32		48	PG/L
	OT29-GW-2904-02022016	WATER	N	1,2,3,7,8-PeCDD	0.49 U	0.49		48	PG/L
	OT29-GW-2904-02022016	WATER	N	1,2,3,7,8-PeCDF	0.38 U	0.38		48	PG/L
	OT29-GW-2904-02022016	WATER	N	2,3,4,6,7,8-HxCDF	0.31 U	0.31		48	PG/L
	OT29-GW-2904-02022016	WATER	N	2,3,4,7,8-PeCDF	0.39 U	0.39		48	PG/L
	OT29-GW-2904-02022016	WATER	N	2,3,7,8-TCDD	0.33 U	0.33		9.6	PG/L
	OT29-GW-2904-02022016	WATER	N	2,3,7,8-TCDF	0.23 U	0.23		9.6	PG/L
	OT29-GW-2904-02022016	WATER	N	OCDD	13 U	0.64		96	PG/L

Table 3. Summary of Analytical Results for Groundwater Samples for the Open Detonation Unit, Kirtland Air Force Base, February 2016

Method	Sample ID	Matrix	QA/QC Type	Analyte	Result*	DL	LOD	LOQ	Units
SW8290									
	OT29-GW-2904-02022016	WATER	N	OCDF	7.7 U	0.63		96	PG/L
	OT29-GW-2904-02022016	WATER	N	Total HpCDD	3 U	0.4		48	PG/L
	OT29-GW-2904-02022016	WATER	N	Total HpCDF	1.3 U	0.37		48	PG/L
	OT29-GW-2904-02022016	WATER	N	Total HxCDD	0.38 U	0.38		48	PG/L
	OT29-GW-2904-02022016	WATER	N	Total HxCDF	0.32 U	0.32		48	PG/L
	OT29-GW-2904-02022016	WATER	N	Total PeCDD	0.49 U	0.49		48	PG/L
	OT29-GW-2904-02022016	WATER	N	Total PeCDF	0.39 U	0.39		48	PG/L
	OT29-GW-2904-02022016	WATER	N	Total TCDD	0.33 U	0.33		9.6	PG/L
	OT29-GW-2904-02022016	WATER	N	Total TCDF	0.23 U	0.23		9.6	PG/L
SW8330B									
	OT29-FD-2904-02022016	WATER	FD	1,3,5-Trinitrobenzene	0.1 U	0.031	0.1	0.15	UG/L
	OT29-FD-2904-02022016	WATER	FD	1,3-Dinitrobenzene	0.1 U	0.05	0.1	0.15	UG/L
	OT29-FD-2904-02022016	WATER	FD	2,4,6-Trinitrotoluene	0.1 U	0.05	0.1	0.15	UG/L
	OT29-FD-2904-02022016	WATER	FD	2,4-Dinitrotoluene	0.1 U	0.05	0.1	0.13	UG/L
	OT29-FD-2904-02022016	WATER	FD	2,6-Dinitrotoluene	0.1 U	0.05	0.1	0.13	UG/L
	OT29-FD-2904-02022016	WATER	FD	2-Amino-4,6-dinitrotoluene	0.1 U	0.03	0.1	0.15	UG/L
	OT29-FD-2904-02022016	WATER	FD	2-Nitrotoluene	0.2 U	0.089	0.2	0.5	UG/L
	OT29-FD-2904-02022016	WATER	FD	3-Nitrotoluene	0.2 U	0.058	0.2	0.5	UG/L
	OT29-FD-2904-02022016	WATER	FD	4-Amino-2,6-dinitrotoluene	0.1 U	0.05	0.1	0.15	UG/L
	OT29-FD-2904-02022016	WATER	FD	4-Nitrotoluene	0.2 U	0.089	0.2	0.5	UG/L
	OT29-FD-2904-02022016	WATER	FD	HMX	0.1 U	0.036	0.1	0.15	UG/L
	OT29-FD-2904-02022016	WATER	FD	Nitrobenzene	0.1 U	0.05	0.1	0.15	UG/L
	OT29-FD-2904-02022016	WATER	FD	Nitroglycerin	0.76 U	0.33	0.76	1.5	UG/L
	OT29-FD-2904-02022016	WATER	FD	PETN	0.76 U	0.3	0.76	1.5	UG/L

Table 3. Summary of Analytical Results for Groundwater Samples for the Open Detonation Unit, Kirtland Air Force Base, February 2016

Method	Sample ID	Matrix	QA/QC Type	Analyte	Result*	DL	LOD	LOQ	Units
SW8330B									
	OT29-FD-2904-02022016	WATER	FD	RDX	0.1 U	0.036	0.1	0.15	UG/L
	OT29-FD-2904-02022016	WATER	FD	Tetryl	0.1 U	0.05	0.1	0.15	UG/L
	OT29-GW-2901-02022016	WATER	N	1,3,5-Trinitrobenzene	0.1 U	0.031	0.1	0.15	UG/L
	OT29-GW-2901-02022016	WATER	N	1,3-Dinitrobenzene	0.1 U	0.05	0.1	0.15	UG/L
	OT29-GW-2901-02022016	WATER	N	2,4,6-Trinitrotoluene	0.1 U	0.05	0.1	0.15	UG/L
	OT29-GW-2901-02022016	WATER	N	2,4-Dinitrotoluene	0.1 U	0.05	0.1	0.13	UG/L
	OT29-GW-2901-02022016	WATER	N	2,6-Dinitrotoluene	0.1 U	0.05	0.1	0.13	UG/L
	OT29-GW-2901-02022016	WATER	N	2-Amino-4,6-dinitrotoluene	0.1 U	0.03	0.1	0.15	UG/L
	OT29-GW-2901-02022016	WATER	N	2-Nitrotoluene	0.2 U	0.089	0.2	0.5	UG/L
	OT29-GW-2901-02022016	WATER	N	3-Nitrotoluene	0.2 U	0.057	0.2	0.5	UG/L
	OT29-GW-2901-02022016	WATER	N	4-Amino-2,6-dinitrotoluene	0.1 U	0.05	0.1	0.15	UG/L
	OT29-GW-2901-02022016	WATER	N	4-Nitrotoluene	0.2 U	0.089	0.2	0.5	UG/L
	OT29-GW-2901-02022016	WATER	N	HMX	0.1 U	0.036	0.1	0.15	UG/L
	OT29-GW-2901-02022016	WATER	N	Nitrobenzene	0.1 U	0.05	0.1	0.15	UG/L
	OT29-GW-2901-02022016	WATER	N	Nitroglycerin	0.75 U	0.33	0.75	1.5	UG/L
	OT29-GW-2901-02022016	WATER	N	PETN	0.75 U	0.3	0.75	1.5	UG/L
	OT29-GW-2901-02022016	WATER	N	RDX	0.1 U	0.036	0.1	0.15	UG/L
	OT29-GW-2901-02022016	WATER	N	Tetryl	0.1 U	0.05	0.1	0.15	UG/L
	OT29-GW-2902-03022016	WATER	N	1,3,5-Trinitrobenzene	0.098 U	0.03	0.098	0.15	UG/L
	OT29-GW-2902-03022016	WATER	N	1,3-Dinitrobenzene	0.098 U	0.049	0.098	0.15	UG/L
	OT29-GW-2902-03022016	WATER	N	2,4,6-Trinitrotoluene	0.098 U	0.049	0.098	0.15	UG/L
	OT29-GW-2902-03022016	WATER	N	2,4-Dinitrotoluene	0.098 U	0.049	0.098	0.13	UG/L
	OT29-GW-2902-03022016	WATER	N	2,6-Dinitrotoluene	0.098 U	0.049	0.098	0.13	UG/L

Table 3. Summary of Analytical Results for Groundwater Samples for the Open Detonation Unit, Kirtland Air Force Base, February 2016

Method	Sample ID	Matrix	QA/QC Type	Analyte	Result*	DL	LOD	LOQ	Units
SW8330B									
	OT29-GW-2902-03022016	WATER	N	2-Amino-4,6-dinitrotoluene	0.098 U	0.029	0.098	0.15	UG/L
	OT29-GW-2902-03022016	WATER	N	2-Nitrotoluene	0.2 U	0.086	0.2	0.49	UG/L
	OT29-GW-2902-03022016	WATER	N	3-Nitrotoluene	0.2 U	0.056	0.2	0.49	UG/L
	OT29-GW-2902-03022016	WATER	N	4-Amino-2,6-dinitrotoluene	0.098 U	0.049	0.098	0.15	UG/L
	OT29-GW-2902-03022016	WATER	N	4-Nitrotoluene	0.2 U	0.086	0.2	0.49	UG/L
	OT29-GW-2902-03022016	WATER	N	HMX	0.098 U	0.035	0.098	0.15	UG/L
	OT29-GW-2902-03022016	WATER	N	Nitrobenzene	0.098 U	0.049	0.098	0.15	UG/L
	OT29-GW-2902-03022016	WATER	N	Nitroglycerin	0.73 U	0.32	0.73	1.5	UG/L
	OT29-GW-2902-03022016	WATER	N	PETN	0.73 U	0.29	0.73	1.5	UG/L
	OT29-GW-2902-03022016	WATER	N	RDX	0.098 U	0.035	0.098	0.15	UG/L
	OT29-GW-2902-03022016	WATER	N	Tetryl	0.098 U	0.049	0.098	0.15	UG/L
	OT29-GW-2903-03022016	WATER	N	1,3,5-Trinitrobenzene	0.1 U	0.031	0.1	0.15	UG/L
	OT29-GW-2903-03022016	WATER	N	1,3-Dinitrobenzene	0.1 U	0.05	0.1	0.15	UG/L
	OT29-GW-2903-03022016	WATER	N	2,4,6-Trinitrotoluene	0.1 U	0.05	0.1	0.15	UG/L
	OT29-GW-2903-03022016	WATER	N	2,4-Dinitrotoluene	0.1 U	0.05	0.1	0.13	UG/L
	OT29-GW-2903-03022016	WATER	N	2,6-Dinitrotoluene	0.1 U	0.05	0.1	0.13	UG/L
	OT29-GW-2903-03022016	WATER	N	2-Amino-4,6-dinitrotoluene	0.1 U	0.03	0.1	0.15	UG/L
	OT29-GW-2903-03022016	WATER	N	2-Nitrotoluene	0.2 U	0.089	0.2	0.5	UG/L
	OT29-GW-2903-03022016	WATER	N	3-Nitrotoluene	0.2 U	0.057	0.2	0.5	UG/L
	OT29-GW-2903-03022016	WATER	N	4-Amino-2,6-dinitrotoluene	0.1 U	0.05	0.1	0.15	UG/L
	OT29-GW-2903-03022016	WATER	N	4-Nitrotoluene	0.2 U	0.089	0.2	0.5	UG/L
	OT29-GW-2903-03022016	WATER	N	HMX	0.1 U	0.036	0.1	0.15	UG/L
	OT29-GW-2903-03022016	WATER	N	Nitrobenzene	0.1 U	0.05	0.1	0.15	UG/L

Table 3. Summary of Analytical Results for Groundwater Samples for the Open Detonation Unit, Kirtland Air Force Base, February 2016

Method	Sample ID	Matrix	QA/QC Type	Analyte	Result*	DL	LOD	LOQ	Units
SW8330B									
	OT29-GW-2903-03022016	WATER	N	Nitroglycerin	0.75 U	0.33	0.75	1.5	UG/L
	OT29-GW-2903-03022016	WATER	N	PETN	0.75 U	0.3	0.75	1.5	UG/L
	OT29-GW-2903-03022016	WATER	N	RDX	0.1 U	0.036	0.1	0.15	UG/L
	OT29-GW-2903-03022016	WATER	N	Tetryl	0.1 U	0.05	0.1	0.15	UG/L
	OT29-GW-2904-02022016	WATER	N	1,3,5-Trinitrobenzene	0.1 U	0.031	0.1	0.15	UG/L
	OT29-GW-2904-02022016	WATER	N	1,3-Dinitrobenzene	0.1 U	0.05	0.1	0.15	UG/L
	OT29-GW-2904-02022016	WATER	N	2,4,6-Trinitrotoluene	0.1 U	0.05	0.1	0.15	UG/L
	OT29-GW-2904-02022016	WATER	N	2,4-Dinitrotoluene	0.1 U	0.05	0.1	0.13	UG/L
	OT29-GW-2904-02022016	WATER	N	2,6-Dinitrotoluene	0.1 U	0.05	0.1	0.13	UG/L
	OT29-GW-2904-02022016	WATER	N	2-Amino-4,6-dinitrotoluene	0.1 U	0.03	0.1	0.15	UG/L
	OT29-GW-2904-02022016	WATER	N	2-Nitrotoluene	0.2 U	0.089	0.2	0.5	UG/L
	OT29-GW-2904-02022016	WATER	N	3-Nitrotoluene	0.2 U	0.057	0.2	0.5	UG/L
	OT29-GW-2904-02022016	WATER	N	4-Amino-2,6-dinitrotoluene	0.1 U	0.05	0.1	0.15	UG/L
	OT29-GW-2904-02022016	WATER	N	4-Nitrotoluene	0.2 U	0.089	0.2	0.5	UG/L
	OT29-GW-2904-02022016	WATER	N	HMX	0.1 U	0.036	0.1	0.15	UG/L
	OT29-GW-2904-02022016	WATER	N	Nitrobenzene	0.1 U	0.05	0.1	0.15	UG/L
	OT29-GW-2904-02022016	WATER	N	Nitroglycerin	0.75 U	0.33	0.75	1.5	UG/L
	OT29-GW-2904-02022016	WATER	N	PETN	0.75 U	0.3	0.75	1.5	UG/L
	OT29-GW-2904-02022016	WATER	N	RDX	0.1 U	0.036	0.1	0.15	UG/L
	OT29-GW-2904-02022016	WATER	N	Tetryl	0.1 U	0.05	0.1	0.15	UG/L
SW9034									
	OT29-FD-2904-02022016	WATER	FD	Sulfide	1.9 UJ	0.79	1.9	4	MG/L
	OT29-GW-2901-02022016	WATER	N	Sulfide	1.9 UJ	0.79	1.9	4	MG/L
	OT29-GW-2902-03022016	WATER	N	Sulfide	1.9 UJ	0.79	1.9	4	MG/L

Table 3. Summary of Analytical Results for Groundwater Samples for the Open Detonation Unit, Kirtland Air Force Base, February 2016

Method	Sample ID	Matrix	QA/QC Type	Analyte	Result*	DL	LOD	LOQ	Units
SW9034									
	OT29-GW-2903-03022016	WATER	N	Sulfide	1.9 UJ	0.79	1.9	4	MG/L
	OT29-GW-2904-02022016	WATER	N	Sulfide	1.9 UJ	0.79	1.9	4	MG/L
SW9056									
	OT29-FD-2904-02022016	WATER	FD	Bromide	0.96 J	0.18	0.4	1	MG/L
	OT29-FD-2904-02022016	WATER	FD	Chloride	210	0.74	2	20	MG/L
	OT29-FD-2904-02022016	WATER	FD	Fluoride	2.1	0.12	0.4	1	MG/L
	OT29-FD-2904-02022016	WATER	FD	Nitrate as N	0.78 J	0.044	0.06	0.1	MG/L
	OT29-FD-2904-02022016	WATER	FD	Nitrite as N	0.06 UJ	0.032	0.06	0.1	MG/L
	OT29-FD-2904-02022016	WATER	FD	Sulfate	81 J	0.098	0.3	2	MG/L
	OT29-GW-2901-02022016	WATER	N	Bromide	1	0.18	0.4	1	MG/L
	OT29-GW-2901-02022016	WATER	N	Chloride	230	0.74	2	20	MG/L
	OT29-GW-2901-02022016	WATER	N	Fluoride	2.6	0.12	0.4	1	MG/L
	OT29-GW-2901-02022016	WATER	N	Nitrate as N	1.2	0.044	0.06	0.1	MG/L
	OT29-GW-2901-02022016	WATER	N	Nitrite as N	0.06 U	0.032	0.06	0.1	MG/L
	OT29-GW-2901-02022016	WATER	N	Sulfate	80	0.098	0.3	2	MG/L
	OT29-GW-2902-03022016	WATER	N	Bromide	1	0.088	0.2	0.5	MG/L
	OT29-GW-2902-03022016	WATER	N	Chloride	230	0.93	2.5	25	MG/L
	OT29-GW-2902-03022016	WATER	N	Fluoride	1.5	0.059	0.2	0.5	MG/L
	OT29-GW-2902-03022016	WATER	N	Nitrate as N	1.6	0.11	0.15	0.25	MG/L
	OT29-GW-2902-03022016	WATER	N	Nitrite as N	0.03 U	0.016	0.03	0.05	MG/L
	OT29-GW-2902-03022016	WATER	N	Sulfate	80	0.25	0.75	5	MG/L
	OT29-GW-2903-03022016	WATER	N	Bromide	1	0.088	0.2	0.5	MG/L
	OT29-GW-2903-03022016	WATER	N	Chloride	230	0.74	2	20	MG/L
	OT29-GW-2903-03022016	WATER	N	Fluoride	1.2	0.059	0.2	0.5	MG/L

Table 3. Summary of Analytical Results for Groundwater Samples for the Open Detonation Unit, Kirtland Air Force Base, February 2016

Method	Sample ID	Matrix	QA/QC Type	Analyte	Result*	DL	LOD	LOQ	Units
SW9056									
	OT29-GW-2903-03022016	WATER	N	Nitrate as N	4.1	0.022	0.03	0.05	MG/L
	OT29-GW-2903-03022016	WATER	N	Nitrite as N	0.03 U	0.016	0.03	0.05	MG/L
	OT29-GW-2903-03022016	WATER	N	Sulfate	97	0.25	0.75	5	MG/L
	OT29-GW-2904-02022016	WATER	N	Bromide	0.95 J	0.18	0.4	1	MG/L
	OT29-GW-2904-02022016	WATER	N	Chloride	200	0.74	2	20	MG/L
	OT29-GW-2904-02022016	WATER	N	Fluoride	2.1	0.12	0.4	1	MG/L
	OT29-GW-2904-02022016	WATER	N	Nitrate as N	0.06 UJ	0.044	0.06	0.1	MG/L
	OT29-GW-2904-02022016	WATER	N	Nitrite as N	0.06 UJ	0.032	0.06	0.1	MG/L
	OT29-GW-2904-02022016	WATER	N	Sulfate	80 J	0.098	0.3	2	MG/L
SW9060									
	OT29-FD-2904-02022016	WATER	FD	Total Organic Carbon - Duplicates	0.5 U	0.16	0.5	1	MG/L
	OT29-GW-2901-02022016	WATER	N	Total Organic Carbon - Duplicates	0.5 U	0.16	0.5	1	MG/L
	OT29-GW-2902-03022016	WATER	N	Total Organic Carbon - Duplicates	0.5 U	0.16	0.5	1	MG/L
	OT29-GW-2903-03022016	WATER	N	Total Organic Carbon - Duplicates	0.27 U	0.16	0.5	1	MG/L
	OT29-GW-2904-02022016	WATER	N	Total Organic Carbon - Duplicates	0.19 U	0.16	0.5	1	MG/L

QA/QC Type

N = Normal Environmental Sample
FD = Field Duplicate

* The most severe flag for each analyte becomes the final validation flag

Qualifier Description:

J = The analyte was positively identified, the quantitation is an estimate.
U = The analyte was analyzed for, but not detected. The associated numerical value is at or below the Limit of Detection (LOD).
UJ = The analyte was analyzed for, but not detected. The associated numerical value is at or below the Limit of Detection (LOD) and the quantitation is an estimate.

Table 4. Holding Times for Groundwater Samples for the open Detonation Unit, Kirtland Air Force Base, February 2016

Method	Sample ID	Matrix	QA/QC Type	Holding time - Type*	Sample Date	Extract Date	Analysis Date
A2320	OT29-FD-2904-0202201	WATER	FD	13 Days - A	2/2/2016	2/15/2016	2/15/2016
	OT29-GW-2901-0202201	WATER	N	13 Days - A	2/2/2016	2/15/2016	2/15/2016
	OT29-GW-2902-0302201	WATER	N	12 Days - A	2/3/2016	2/15/2016	2/15/2016
	OT29-GW-2903-0302201	WATER	N	12 Days - A	2/3/2016	2/15/2016	2/15/2016
	OT29-GW-2904-0202201	WATER	N	13 Days - A	2/2/2016	2/15/2016	2/15/2016
E350.1	OT29-FD-2904-02022016	WATER	FD	7 Days - A	2/2/2016	2/9/2016	2/9/2016
	OT29-GW-2901-02022016	WATER	N	7 Days - A	2/2/2016	2/9/2016	2/9/2016
	OT29-GW-2902-03022016	WATER	N	19 Days - A	2/3/2016	2/22/2016	2/22/2016
	OT29-GW-2903-03022016	WATER	N	19 Days - A	2/3/2016	2/22/2016	2/22/2016
	OT29-GW-2904-02022016	WATER	N	7 Days - A	2/2/2016	2/9/2016	2/9/2016
EPA 7580	OT29-FD-2904-02022016	WATER	FD	14 Days - A	2/2/2016	2/7/2016	2/16/2016
	OT29-GW-2901-02022016	WATER	N	14 Days - A	2/2/2016	2/7/2016	2/16/2016
	OT29-GW-2902-03022016	WATER	N	13 Days - A	2/3/2016	2/7/2016	2/16/2016
	OT29-GW-2903-03022016	WATER	N	13 Days - A	2/3/2016	2/7/2016	2/16/2016
	OT29-GW-2904-02022016	WATER	N	14 Days - A	2/2/2016	2/7/2016	2/16/2016
SM2540C	OT29-FD-2904-02022016	WATER	FD	6 Days - A	2/2/2016	2/8/2016	2/8/2016
	OT29-GW-2901-02022016	WATER	N	6 Days - A	2/2/2016	2/8/2016	2/8/2016
	OT29-GW-2902-03022016	WATER	N	7 Days - A	2/3/2016	2/10/2016	2/10/2016
	OT29-GW-2903-03022016	WATER	N	9 Days - A	2/3/2016	2/12/2016	2/12/2016
	OT29-GW-2904-02022016	WATER	N	6 Days - A	2/2/2016	2/8/2016	2/8/2016
SW6010B	OT29-FD-2904-02022016	WATER	FD	17 Days - A	2/2/2016	2/18/2016	2/19/2016
	OT29-GW-2901-02022016	WATER	N	17 Days - A	2/2/2016	2/18/2016	2/19/2016
	OT29-GW-2902-03022016	WATER	N	16 Days - A	2/3/2016	2/18/2016	2/19/2016
	OT29-GW-2903-03022016	WATER	N	16 Days - A	2/3/2016	2/18/2016	2/19/2016
	OT29-GW-2904-02022016	WATER	N	17 Days - A	2/2/2016	2/18/2016	2/19/2016
SW6020	OT29-FD-2904-02022016	WATER	FD	16 Days - A	2/2/2016	2/18/2016	2/18/2016
	OT29-GW-2901-02022016	WATER	N	16 Days - A	2/2/2016	2/18/2016	2/18/2016
	OT29-GW-2902-03022016	WATER	N	15 Days - A	2/3/2016	2/18/2016	2/18/2016
	OT29-GW-2903-03022016	WATER	N	15 Days - A	2/3/2016	2/18/2016	2/18/2016
	OT29-GW-2904-02022016	WATER	N	16 Days - A	2/2/2016	2/18/2016	2/18/2016
SW6850	OT29-FD-2904-02022016	WATER	FD	21 Days - A	2/2/2016	2/9/2016	2/23/2016
	OT29-GW-2901-02022016	WATER	N	21 Days - A	2/2/2016	2/9/2016	2/23/2016
	OT29-GW-2902-03022016	WATER	N	20 Days - A	2/3/2016	2/9/2016	2/23/2016
	OT29-GW-2903-03022016	WATER	N	20 Days - A	2/3/2016	2/9/2016	2/23/2016
	OT29-GW-2904-02022016	WATER	N	21 Days - A	2/2/2016	2/9/2016	2/23/2016

Table 4. Holding Times for Groundwater Samples for the open Detonation Unit, Kirtland Air Force Base, February 2016

Method	Sample ID	Matrix	QA/QC Type	Holding time - Type*	Sample Date	Extract Date	Analysis Date
SW7470A	OT29-FD-2904-02022016	WATER	FD	10 Days - A	2/2/2016	2/12/2016	2/12/2016
	OT29-GW-2901-02022016	WATER	N	10 Days - A	2/2/2016	2/12/2016	2/12/2016
	OT29-GW-2902-03022016	WATER	N	9 Days - A	2/3/2016	2/12/2016	2/12/2016
	OT29-GW-2903-03022016	WATER	N	9 Days - A	2/3/2016	2/12/2016	2/12/2016
	OT29-GW-2904-02022016	WATER	N	10 Days - A	2/2/2016	2/12/2016	2/12/2016
SW8011	OT29-FD-2904-02022016	WATER	FD	10 Days - A	2/2/2016	2/12/2016	2/12/2016
	OT29-GW-2901-02022016	WATER	N	11 Days - A	2/2/2016	2/12/2016	2/13/2016
	OT29-GW-2902-03022016	WATER	N	10 Days - A	2/3/2016	2/12/2016	2/13/2016
	OT29-GW-2903-03022016	WATER	N	9 Days - A	2/3/2016	2/12/2016	2/12/2016
	OT29-GW-2904-02022016	WATER	N	10 Days - A	2/2/2016	2/12/2016	2/12/2016
SW8260B	OT29-FD-2904-02022016	WATER	FD	2 Days - A	2/2/2016	2/4/2016	2/4/2016
	OT29-GW-2901-02022016	WATER	N	2 Days - A	2/2/2016	2/4/2016	2/4/2016
	OT29-GW-2902-03022016	WATER	N	7 Days - A	2/3/2016	2/10/2016	2/10/2016
	OT29-GW-2903-03022016	WATER	N	7 Days - A	2/3/2016	2/10/2016	2/10/2016
	OT29-GW-2904-02022016	WATER	N	2 Days - A	2/2/2016	2/4/2016	2/4/2016
SW8270	OT29-FD-2904-02022016	WATER	FD	7 Days - E	2/2/2016	2/9/2016	2/28/2016
	OT29-GW-2901-02022016	WATER	N	7 Days - E	2/2/2016	2/9/2016	2/28/2016
	OT29-GW-2902-03022016	WATER	N	6 Days - E	2/3/2016	2/9/2016	2/28/2016
	OT29-GW-2903-03022016	WATER	N	6 Days - E	2/3/2016	2/9/2016	2/28/2016
	OT29-GW-2904-02022016	WATER	N	7 Days - E	2/2/2016	2/9/2016	2/28/2016
SW8270SIM	OT29-FD-2904-02022016	WATER	FD	6 Days - E	2/2/2016	2/8/2016	2/16/2016
	OT29-FD-2904-02022016	WATER	FD	2 Days - E	2/2/2016	2/4/2016	2/5/2016
	OT29-GW-2901-02022016	WATER	N	6 Days - E	2/2/2016	2/8/2016	2/16/2016
	OT29-GW-2901-02022016	WATER	N	2 Days - E	2/2/2016	2/4/2016	2/5/2016
	OT29-GW-2902-03022016	WATER	N	5 Days - E	2/3/2016	2/8/2016	2/16/2016
	OT29-GW-2902-03022016	WATER	N	6 Days - E	2/3/2016	2/9/2016	2/16/2016
	OT29-GW-2903-03022016	WATER	N	5 Days - E	2/3/2016	2/8/2016	2/16/2016
	OT29-GW-2903-03022016	WATER	N	6 Days - E	2/3/2016	2/9/2016	2/16/2016
	OT29-GW-2904-02022016	WATER	N	2 Days - E	2/2/2016	2/4/2016	2/5/2016
	OT29-GW-2904-02022016	WATER	N	6 Days - E	2/2/2016	2/8/2016	2/16/2016
SW8290	OT29-FD-2904-02022016	WATER	FD	8 Days - E	2/2/2016	2/10/2016	2/22/2016
	OT29-GW-2901-02022016	WATER	N	8 Days - E	2/2/2016	2/10/2016	2/22/2016
	OT29-GW-2902-03022016	WATER	N	7 Days - E	2/3/2016	2/10/2016	2/22/2016
	OT29-GW-2903-03022016	WATER	N	7 Days - E	2/3/2016	2/10/2016	2/22/2016
	OT29-GW-2904-02022016	WATER	N	8 Days - E	2/2/2016	2/10/2016	2/21/2016

Table 4. Holding Times for Groundwater Samples for the open Detonation Unit, Kirtland Air Force Base, February 2016

Method	Sample ID	Matrix	QA/QC Type	Holding time - Type*	Sample Date	Extract Date	Analysis Date
SW8330B	OT29-FD-2904-02022016	WATER	FD	2 Days - E	2/2/2016	2/4/2016	2/21/2016
	OT29-GW-2901-02022016	WATER	N	2 Days - E	2/2/2016	2/4/2016	2/21/2016
	OT29-GW-2902-03022016	WATER	N	6 Days - E	2/3/2016	2/9/2016	2/21/2016
	OT29-GW-2903-03022016	WATER	N	6 Days - E	2/3/2016	2/9/2016	2/21/2016
	OT29-GW-2904-02022016	WATER	N	2 Days - E	2/2/2016	2/4/2016	2/21/2016
SW9034	OT29-FD-2904-02022016	WATER	FD	7 Days - A	2/2/2016	2/9/2016	2/9/2016
	OT29-GW-2901-02022016	WATER	N	7 Days - A	2/2/2016	2/9/2016	2/9/2016
	OT29-GW-2902-03022016	WATER	N	7 Days - A	2/3/2016	2/10/2016	2/10/2016
	OT29-GW-2903-03022016	WATER	N	7 Days - A	2/3/2016	2/10/2016	2/10/2016
	OT29-GW-2904-02022016	WATER	N	7 Days - A	2/2/2016	2/9/2016	2/9/2016
SW9056	OT29-FD-2904-02022016	WATER	FD	16 Days - A	2/2/2016	2/18/2016	2/18/2016
	OT29-FD-2904-02022016	WATER	FD	2 Days - A	2/2/2016	2/4/2016	2/4/2016
	OT29-GW-2901-02022016	WATER	N	16 Days - A	2/2/2016	2/18/2016	2/18/2016
	OT29-GW-2901-02022016	WATER	N	2 Days - A	2/2/2016	2/4/2016	2/4/2016
	OT29-GW-2902-03022016	WATER	N	1 Days - A	2/3/2016	2/4/2016	2/4/2016
	OT29-GW-2903-03022016	WATER	N	1 Days - A	2/3/2016	2/4/2016	2/4/2016
	OT29-GW-2904-02022016	WATER	N	2 Days - A	2/2/2016	2/4/2016	2/4/2016
	OT29-GW-2904-02022016	WATER	N	16 Days - A	2/2/2016	2/18/2016	2/18/2016
SW9060	OT29-FD-2904-02022016	WATER	FD	14 Days - A	2/2/2016	2/16/2016	2/16/2016
	OT29-GW-2901-02022016	WATER	N	14 Days - A	2/2/2016	2/16/2016	2/16/2016
	OT29-GW-2902-03022016	WATER	N	13 Days - A	2/3/2016	2/16/2016	2/16/2016
	OT29-GW-2903-03022016	WATER	N	13 Days - A	2/3/2016	2/16/2016	2/16/2016
	OT29-GW-2904-02022016	WATER	N	14 Days - A	2/2/2016	2/16/2016	2/16/2016

* Holding Time - Type 'A' = Analysis holding time, 'E' = Extraction holding time

QA/QC Type

N = Normal Environmental Sample
FD = Field Duplicate

Table 5. Trip and Method Blank Data Summary for Groundwater Samples for the Open Detonation Unit, Kirtland Air Force Base, February 2016

Method	Blank ID	Matrix	Blank Type*	SDG	Analyte	Analysis Date	Result	DL	LOD	LOQ	Flag	Units
A2320												
	BLK-204788	WATER	LB	78674	Alkalinity	2/15/2016	1.7	0.85	1.7	2	U	MG/L
	BLK-204788		LB	78674	Bicarbonate Alkalinity as CaCO3	2/15/2016	1.7	0.85	1.7	2	U	MG/L
	BLK-204788		LB	78674	Carbonate Alkalinity as CaCO3	2/15/2016	1.7	0.85	1.7	2	U	MG/L
	BLK-204788		LB	78674	Hydroxide Alkalinity	2/15/2016	1.7	0.85	1.7	2	U	MG/L
	BLK-204788B		LB	78663	Alkalinity	2/15/2016	1.7	0.85	1.7	2	U	MG/L
	BLK-204788B		LB	78663	Bicarbonate Alkalinity as CaCO3	2/15/2016	1.7	0.85	1.7	2	U	MG/L
	BLK-204788B		LB	78663	Carbonate Alkalinity as CaCO3	2/15/2016	1.7	0.85	1.7	2	U	MG/L
	BLK-204788B		LB	78663	Hydroxide Alkalinity	2/15/2016	1.7	0.85	1.7	2	U	MG/L
	OT29-EB01-03022016		EB	78674	Alkalinity	2/15/2016	4.6	0.85	1.7	2		MG/L
	OT29-EB01-03022016		EB	78674	Bicarbonate Alkalinity as CaCO3	2/15/2016	4.6	0.85	1.7	2		MG/L
	OT29-EB01-03022016		EB	78674	Carbonate Alkalinity as CaCO3	2/15/2016	1.7	0.85	1.7	2	U	MG/L
	OT29-EB01-03022016		EB	78674	Hydroxide Alkalinity	2/15/2016	1.7	0.85	1.7	2	U	MG/L
E350.1												
	MB 280-313490/20	WATER	LB	320-17115-1	Ammonia as N	2/9/2016	0.05	0.022	0.05	0.1	U	MG/L
	MB 280-314095/20		LB	320-17155-1	Ammonia as N	2/18/2016	0.05	0.022	0.05	0.1	U	MG/L
	MB 280-314095/61		LB	320-17155-1	Ammonia as N	2/18/2016	0.05	0.022	0.05	0.1	U	MG/L
	MB 280-314710/20		LB	320-17155-1	Ammonia as N	2/22/2016	0.05	0.022	0.05	0.1	U	MG/L
	OT29-EB01-03022016		EB	320-17155-1	Ammonia as N	2/18/2016	0.05	0.022	0.05	0.1	U	MG/L
EPA 7580												
	487634	WATER	LB	1603432	White Phosphorus	2/16/2016	0.05	0.016	0.05	0.05	U	UG/L
	487634		LB	1603560	White Phosphorus	2/16/2016	0.05	0.016	0.05	0.05	U	UG/L
	OT29-EB01-03022016		EB	1603560	White Phosphorus	2/16/2016	0.05	0.016	0.05	0.1	U	UG/L
SM2540C												
	MB 320-100080/1	WATER	LB	320-17115-1	Total Dissolved Solids	2/8/2016	7	5.4	10	10	J	MG/L
	MB 320-100185/1		LB	320-17155-1	Total Dissolved Solids	2/10/2016	10	5.4	10	10	U	MG/L
	MB 320-100352/1		LB	320-17155-1	Total Dissolved Solids	2/12/2016	10	5.4	10	10	U	MG/L
	OT29-EB01-03022016		EB	320-17155-1	Total Dissolved Solids	2/10/2016	21	5.4	10	10		MG/L
SW6010B												
	MB 320-100707/1-A	WATER	LB	320-17115-1	Boron	2/19/2016	0.05	0.021	0.05	0.1	U	MG/L
	MB 320-100707/1-A		LB	320-17155-1	Boron	2/19/2016	0.05	0.021	0.05	0.1	U	MG/L
	MB 320-100707/1-A		LB	320-17115-1	Calcium	2/19/2016	0.25	0.1	0.25	0.5	U	MG/L
	MB 320-100707/1-A		LB	320-17155-1	Calcium	2/19/2016	0.25	0.1	0.25	0.5	U	MG/L
	MB 320-100707/1-A		LB	320-17115-1	Iron	2/19/2016	0.05	0.02	0.05	0.1	U	MG/L

Table 5. Trip and Method Blank Data Summary for Groundwater Samples for the Open Detonation Unit, Kirtland Air Force Base, February 2016

Method	Blank ID	Matrix	Blank Type*	SDG	Analyte	Analysis Date	Result	DL	LOD	LOQ	Flag	Units
SW6010B												
	MB 320-100707/1-A	WATER	LB	320-17155-1	Iron	2/19/2016	0.05	0.02	0.05	0.1	U	MG/L
	MB 320-100707/1-A		LB	320-17155-1	Magnesium	2/19/2016	0.1	0.04	0.1	0.5	U	MG/L
	MB 320-100707/1-A		LB	320-17115-1	Magnesium	2/19/2016	0.1	0.04	0.1	0.5	U	MG/L
	MB 320-100707/1-A		LB	320-17115-1	Sodium	2/19/2016	0.5	0.25	0.5	1	U	MG/L
	MB 320-100707/1-A		LB	320-17155-1	Sodium	2/19/2016	0.5	0.25	0.5	1	U	MG/L
	OT29-EB01-03022016		EB	320-17155-1	Boron	2/19/2016	0.05	0.021	0.05	0.1	U	MG/L
	OT29-EB01-03022016		EB	320-17155-1	Calcium	2/19/2016	0.25	0.1	0.25	0.5	U	MG/L
	OT29-EB01-03022016		EB	320-17155-1	Iron	2/19/2016	0.05	0.02	0.05	0.1	U	MG/L
	OT29-EB01-03022016		EB	320-17155-1	Magnesium	2/19/2016	0.1	0.04	0.1	0.5	U	MG/L
	OT29-EB01-03022016		EB	320-17155-1	Sodium	2/19/2016	0.5	0.25	0.5	1	U	MG/L
SW6020												
	MB 320-100706/1-A	WATER	LB	320-17115-1	Antimony	2/18/2016	0.004	0.002	0.004	0.006	U	MG/L
	MB 320-100706/1-A		LB	320-17155-1	Antimony	2/18/2016	0.004	0.002	0.004	0.006	U	MG/L
	MB 320-100706/1-A		LB	320-17115-1	Arsenic	2/18/2016	0.003	0.001	0.003	0.005	U	MG/L
	MB 320-100706/1-A		LB	320-17155-1	Arsenic	2/18/2016	0.003	0.001	0.003	0.005	U	MG/L
	MB 320-100706/1-A		LB	320-17115-1	Barium	2/18/2016	0.002	0.0005	0.002	0.003	U	MG/L
	MB 320-100706/1-A		LB	320-17155-1	Barium	2/18/2016	0.002	0.0005	0.002	0.003	U	MG/L
	MB 320-100706/1-A		LB	320-17155-1	Beryllium	2/18/2016	0.0005	0.0002	0.0005	0.001	U	MG/L
	MB 320-100706/1-A		LB	320-17115-1	Beryllium	2/18/2016	0.0005	0.0002	0.0005	0.001	U	MG/L
	MB 320-100706/1-A		LB	320-17155-1	Cadmium	2/18/2016	0.001	0.0005	0.001	0.0015	U	MG/L
	MB 320-100706/1-A		LB	320-17115-1	Cadmium	2/18/2016	0.001	0.0005	0.001	0.0015	U	MG/L
	MB 320-100706/1-A		LB	320-17155-1	Chromium	2/18/2016	0.0045	0.0015	0.0045	0.005	U	MG/L
	MB 320-100706/1-A		LB	320-17115-1	Chromium	2/18/2016	0.0045	0.0015	0.0045	0.005	U	MG/L
	MB 320-100706/1-A		LB	320-17155-1	Cobalt	2/18/2016	0.002	0.001	0.002	0.003	U	MG/L
	MB 320-100706/1-A		LB	320-17115-1	Cobalt	2/18/2016	0.002	0.001	0.002	0.003	U	MG/L
	MB 320-100706/1-A		LB	320-17115-1	Copper	2/18/2016	0.003	0.001	0.003	0.005	U	MG/L
	MB 320-100706/1-A		LB	320-17155-1	Copper	2/18/2016	0.003	0.001	0.003	0.005	U	MG/L
	MB 320-100706/1-A		LB	320-17155-1	Lead	2/18/2016	0.0012	0.0006	0.0012	0.002	U	MG/L
	MB 320-100706/1-A		LB	320-17115-1	Lead	2/18/2016	0.0012	0.0006	0.0012	0.002	U	MG/L
	MB 320-100706/1-A		LB	320-17155-1	Lithium	2/18/2016	0.015	0.006	0.015	0.015	U	MG/L
	MB 320-100706/1-A		LB	320-17115-1	Lithium	2/18/2016	0.015	0.006	0.015	0.015	U	MG/L
	MB 320-100706/1-A		LB	320-17155-1	Manganese	2/18/2016	0.005	0.002	0.005	0.008	U	MG/L
	MB 320-100706/1-A		LB	320-17115-1	Manganese	2/18/2016	0.005	0.002	0.005	0.008	U	MG/L

Table 5. Trip and Method Blank Data Summary for Groundwater Samples for the Open Detonation Unit, Kirtland Air Force Base, February 2016

Method	Blank ID	Matrix	Blank Type*	SDG	Analyte	Analysis Date	Result	DL	LOD	LOQ	Flag	Units
SW6020												
	MB 320-100706/1-A	WATER	LB	320-17155-1	Molybdenum	2/18/2016	0.002	0.001	0.002	0.003	U	MG/L
	MB 320-100706/1-A		LB	320-17115-1	Molybdenum	2/18/2016	0.002	0.001	0.002	0.003	U	MG/L
	MB 320-100706/1-A		LB	320-17155-1	Nickel	2/18/2016	0.002	0.001	0.002	0.003	U	MG/L
	MB 320-100706/1-A		LB	320-17115-1	Nickel	2/18/2016	0.002	0.001	0.002	0.003	U	MG/L
	MB 320-100706/1-A		LB	320-17115-1	Potassium	2/18/2016	0.1	0.025	0.1	0.12	U	MG/L
	MB 320-100706/1-A		LB	320-17155-1	Potassium	2/18/2016	0.1	0.025	0.1	0.12	U	MG/L
	MB 320-100706/1-A		LB	320-17155-1	Selenium	2/18/2016	0.002	0.001	0.002	0.003	U	MG/L
	MB 320-100706/1-A		LB	320-17115-1	Selenium	2/18/2016	0.002	0.001	0.002	0.003	U	MG/L
	MB 320-100706/1-A		LB	320-17115-1	Silver	2/18/2016	0.0006	0.0003	0.0006	0.001	U	MG/L
	MB 320-100706/1-A		LB	320-17155-1	Silver	2/18/2016	0.0006	0.0003	0.0006	0.001	U	MG/L
	MB 320-100706/1-A		LB	320-17115-1	Strontium	2/18/2016	0.004	0.002	0.004	0.005	U	MG/L
	MB 320-100706/1-A		LB	320-17155-1	Strontium	2/18/2016	0.004	0.002	0.004	0.005	U	MG/L
	MB 320-100706/1-A		LB	320-17115-1	Thallium	2/18/2016	0.001	0.0005	0.001	0.0015	U	MG/L
	MB 320-100706/1-A		LB	320-17155-1	Thallium	2/18/2016	0.001	0.0005	0.001	0.0015	U	MG/L
	MB 320-100706/1-A		LB	320-17155-1	Tin	2/18/2016	0.03	0.012	0.03	0.05	U	MG/L
	MB 320-100706/1-A		LB	320-17115-1	Tin	2/18/2016	0.03	0.012	0.03	0.05	U	MG/L
	MB 320-100706/1-A		LB	320-17115-1	Vanadium	2/18/2016	0.012	0.006	0.012	0.02	U	MG/L
	MB 320-100706/1-A		LB	320-17155-1	Vanadium	2/18/2016	0.012	0.006	0.012	0.02	U	MG/L
	MB 320-100706/1-A		LB	320-17115-1	Zinc	2/18/2016	0.012	0.004	0.012	0.02	U	MG/L
	MB 320-100706/1-A		LB	320-17155-1	Zinc	2/18/2016	0.012	0.004	0.012	0.02	U	MG/L
	OT29-EB01-03022016		EB	320-17155-1	Antimony	2/18/2016	0.004	0.002	0.004	0.006	U	MG/L
	OT29-EB01-03022016		EB	320-17155-1	Arsenic	2/18/2016	0.003	0.001	0.003	0.005	U	MG/L
	OT29-EB01-03022016		EB	320-17155-1	Barium	2/18/2016	0.002	0.0005	0.002	0.003	U	MG/L
	OT29-EB01-03022016		EB	320-17155-1	Beryllium	2/18/2016	0.0005	0.0002	0.0005	0.001	U	MG/L
	OT29-EB01-03022016		EB	320-17155-1	Cadmium	2/18/2016	0.001	0.0005	0.001	0.0015	U	MG/L
	OT29-EB01-03022016		EB	320-17155-1	Chromium	2/18/2016	0.0045	0.0015	0.0045	0.005	U	MG/L
	OT29-EB01-03022016		EB	320-17155-1	Cobalt	2/18/2016	0.002	0.001	0.002	0.003	U	MG/L
	OT29-EB01-03022016		EB	320-17155-1	Copper	2/18/2016	0.003	0.001	0.003	0.005	U	MG/L
	OT29-EB01-03022016		EB	320-17155-1	Lead	2/18/2016	0.0029	0.0006	0.0012	0.002		MG/L
	OT29-EB01-03022016		EB	320-17155-1	Lithium	2/18/2016	0.015	0.006	0.015	0.015	U	MG/L
	OT29-EB01-03022016		EB	320-17155-1	Manganese	2/18/2016	0.005	0.002	0.005	0.008	U	MG/L
	OT29-EB01-03022016		EB	320-17155-1	Molybdenum	2/18/2016	0.002	0.001	0.002	0.003	U	MG/L
	OT29-EB01-03022016		EB	320-17155-1	Nickel	2/18/2016	0.002	0.001	0.002	0.003	U	MG/L

Table 5. Trip and Method Blank Data Summary for Groundwater Samples for the Open Detonation Unit, Kirtland Air Force Base, February 2016

Method	Blank ID	Matrix	Blank Type*	SDG	Analyte	Analysis Date	Result	DL	LOD	LOQ	Flag	Units
SW6020												
	OT29-EB01-03022016	WATER	EB	320-17155-1	Potassium	2/18/2016	0.1	0.025	0.1	0.12	U	MG/L
	OT29-EB01-03022016		EB	320-17155-1	Selenium	2/18/2016	0.002	0.001	0.002	0.003	U	MG/L
	OT29-EB01-03022016		EB	320-17155-1	Silver	2/18/2016	0.0006	0.0003	0.0006	0.001	U	MG/L
	OT29-EB01-03022016		EB	320-17155-1	Strontium	2/18/2016	0.004	0.002	0.004	0.005	U	MG/L
	OT29-EB01-03022016		EB	320-17155-1	Thallium	2/18/2016	0.001	0.0005	0.001	0.0015	U	MG/L
	OT29-EB01-03022016		EB	320-17155-1	Tin	2/18/2016	0.03	0.012	0.03	0.05	U	MG/L
	OT29-EB01-03022016		EB	320-17155-1	Vanadium	2/18/2016	0.012	0.006	0.012	0.02	U	MG/L
	OT29-EB01-03022016		EB	320-17155-1	Zinc	2/18/2016	0.012	0.004	0.012	0.02	U	MG/L
SW6850												
	MB 320-100102/1-A	WATER	LB	320-17115-1	Perchlorate	2/23/2016	0.25	0.082	0.25	0.5	U	UG/L
	MB 320-100102/1-A		LB	320-17155-1	Perchlorate	2/23/2016	0.25	0.082	0.25	0.5	U	UG/L
	OT29-EB01-03022016		EB	320-17155-1	Perchlorate, dissolved	2/23/2016	0.25	0.082	0.25	0.5	U	UG/L
SW7470A												
	MB 320-100283/11-A	WATER	LB	320-17155-1	Mercury	2/12/2016	0.0001	0.0001	0.0001	0.0002	U	MG/L
	MB 320-100283/11-A		LB	320-17115-1	Mercury	2/12/2016	0.0001	0.0001	0.0001	0.0002	U	MG/L
	OT29-EB01-03022016		EB	320-17155-1	Mercury	2/12/2016	0.0001	0.0001	0.0001	0.0002	U	MG/L
SW8011												
	MB 680-421369/10-A	WATER	LB	320-17115-1	1,2,3-Trichloropropane	2/12/2016	0.09	0.09	0.09	0.2	U	UG/L
	MB 680-421369/10-A		LB	320-17155-1	1,2,3-Trichloropropane	2/12/2016	0.09	0.09	0.09	0.2	U	UG/L
	MB 680-421369/10-A		LB	320-17115-1	1,2-Dibromo-3-Chloropropane	2/12/2016	0.005	0.005	0.005	0.02	U	UG/L
	MB 680-421369/10-A		LB	320-17155-1	1,2-Dibromo-3-Chloropropane	2/12/2016	0.005	0.005	0.005	0.02	U	UG/L
	MB 680-421369/10-A		LB	320-17155-1	1,2-Dibromoethane (EDB)	2/12/2016	0.005	0.0022	0.005	0.02	U	UG/L
	MB 680-421369/10-A		LB	320-17115-1	1,2-Dibromoethane (EDB)	2/12/2016	0.005	0.0022	0.005	0.02	U	UG/L
	OT29-EB01-03022016		EB	320-17155-1	1,2,3-Trichloropropane	2/12/2016	0.087	0.087	0.087	0.19	U	UG/L
	OT29-EB01-03022016		EB	320-17155-1	1,2-Dibromo-3-Chloropropane	2/12/2016	0.0048	0.0048	0.0048	0.019	U	UG/L
	OT29-EB01-03022016		EB	320-17155-1	1,2-Dibromoethane (EDB)	2/12/2016	0.0048	0.0021	0.0048	0.019	U	UG/L
	OT29-TB02-02022016		TB	320-17115-1	1,2,3-Trichloropropane	2/12/2016	0.087	0.087	0.087	0.19	U	UG/L
	OT29-TB02-02022016		TB	320-17115-1	1,2-Dibromo-3-Chloropropane	2/12/2016	0.0048	0.0048	0.0048	0.019	U	UG/L
	OT29-TB02-02022016		TB	320-17115-1	1,2-Dibromoethane (EDB)	2/12/2016	0.0048	0.0021	0.0048	0.019	U	UG/L
	OT29-TB02-03022016		TB	320-17155-1	1,2,3-Trichloropropane	2/12/2016	0.087	0.087	0.087	0.19	U	UG/L
	OT29-TB02-03022016		TB	320-17155-1	1,2-Dibromo-3-Chloropropane	2/12/2016	0.0048	0.0048	0.0048	0.019	U	UG/L
	OT29-TB02-03022016		TB	320-17155-1	1,2-Dibromoethane (EDB)	2/12/2016	0.0048	0.0021	0.0048	0.019	U	UG/L
SW8260B												

Table 5. Trip and Method Blank Data Summary for Groundwater Samples for the Open Detonation Unit, Kirtland Air Force Base, February 2016

Method	Blank ID	Matrix	Blank Type*	SDG	Analyte	Analysis Date	Result	DL	LOD	LOQ	Flag	Units
SW8260B												
	MB 320-100170/5	WATER	LB	320-17155-1	1,1,1-Trichloroethane	2/10/2016	0.4	0.19	0.4	1	U	UG/L
	MB 320-100170/5		LB	320-17155-1	1,1,2,2-Tetrachloroethane	2/10/2016	0.4	0.15	0.4	1	U	UG/L
	MB 320-100170/5		LB	320-17155-1	1,1,2-Trichloro-1,2,2-trifluoroethane	2/10/2016	1	0.25	1	2	U	UG/L
	MB 320-100170/5		LB	320-17155-1	1,1,2-Trichloroethane	2/10/2016	0.8	0.31	0.8	1	U	UG/L
	MB 320-100170/5		LB	320-17155-1	1,1-Dichloroethane	2/10/2016	0.4	0.15	0.4	1	U	UG/L
	MB 320-100170/5		LB	320-17155-1	1,1-Dichloroethene	2/10/2016	0.4	0.14	0.4	1	U	UG/L
	MB 320-100170/5		LB	320-17155-1	1,2,3-Trichlorobenzene	2/10/2016	0.4	0.14	0.4	1	U	UG/L
	MB 320-100170/5		LB	320-17155-1	1,2,4-Trichlorobenzene	2/10/2016	0.4	0.1	0.4	1	U	UG/L
	MB 320-100170/5		LB	320-17155-1	1,2,4-Trimethylbenzene	2/10/2016	0.4	0.12	0.4	1	U	UG/L
	MB 320-100170/5		LB	320-17155-1	1,2-Dichlorobenzene	2/10/2016	0.4	0.14	0.4	1	U	UG/L
	MB 320-100170/5		LB	320-17155-1	1,2-Dichloroethane	2/10/2016	0.5	0.22	0.5	1	U	UG/L
	MB 320-100170/5		LB	320-17155-1	1,2-Dichloropropane	2/10/2016	0.4	0.15	0.4	1	U	UG/L
	MB 320-100170/5		LB	320-17155-1	1,3,5-Trimethylbenzene	2/10/2016	0.4	0.14	0.4	1	U	UG/L
	MB 320-100170/5		LB	320-17155-1	1,3-Dichlorobenzene	2/10/2016	0.4	0.11	0.4	1	U	UG/L
	MB 320-100170/5		LB	320-17155-1	1,4-Dichlorobenzene	2/10/2016	0.4	0.13	0.4	1	U	UG/L
	MB 320-100170/5		LB	320-17155-1	2-Butanone (MEK)	2/10/2016	0.8	0.35	0.8	2	U	UG/L
	MB 320-100170/5		LB	320-17155-1	2-Hexanone	2/10/2016	0.4	0.17	0.4	2	U	UG/L
	MB 320-100170/5		LB	320-17155-1	4-Methyl-2-pentanone (MIBK)	2/10/2016	0.4	0.18	0.4	2	U	UG/L
	MB 320-100170/5		LB	320-17155-1	Acetone	2/10/2016	5	2.1	5	10	U	UG/L
	MB 320-100170/5		LB	320-17155-1	Benzene	2/10/2016	0.4	0.13	0.4	1	U	UG/L
	MB 320-100170/5		LB	320-17155-1	Bromochloromethane	2/10/2016	0.4	0.14	0.4	1	U	UG/L
	MB 320-100170/5		LB	320-17155-1	Bromodichloromethane	2/10/2016	0.4	0.14	0.4	1	U	UG/L
	MB 320-100170/5		LB	320-17155-1	Bromoform	2/10/2016	0.4	0.1	0.4	1	U	UG/L
	MB 320-100170/5		LB	320-17155-1	Bromomethane	2/10/2016	0.8	0.29	0.8	1	U	UG/L
	MB 320-100170/5		LB	320-17155-1	Carbon disulfide	2/10/2016	0.4	0.16	0.4	2	U	UG/L
	MB 320-100170/5		LB	320-17155-1	Carbon tetrachloride	2/10/2016	0.4	0.15	0.4	1	U	UG/L
	MB 320-100170/5		LB	320-17155-1	Chlorobenzene	2/10/2016	0.4	0.12	0.4	1	U	UG/L
	MB 320-100170/5		LB	320-17155-1	Chloroethane	2/10/2016	0.8	0.34	0.8	1	U	UG/L
	MB 320-100170/5		LB	320-17155-1	Chloroform	2/10/2016	0.4	0.12	0.4	1	U	UG/L
	MB 320-100170/5		LB	320-17155-1	Chloromethane	2/10/2016	0.8	0.25	0.8	1	U	UG/L
	MB 320-100170/5		LB	320-17155-1	cis-1,2-Dichloroethene	2/10/2016	0.4	0.1	0.4	1	U	UG/L
	MB 320-100170/5		LB	320-17155-1	cis-1,3-Dichloropropene	2/10/2016	0.8	0.22	0.8	1	U	UG/L
	MB 320-100170/5		LB	320-17155-1	Cyclohexane	2/10/2016	0.8	0.4	0.8	2	U	UG/L

Table 5. Trip and Method Blank Data Summary for Groundwater Samples for the Open Detonation Unit, Kirtland Air Force Base, February 2016

Method	Blank ID	Matrix	Blank Type*	SDG	Analyte	Analysis Date	Result	DL	LOD	LOQ	Flag	Units
SW8260B												
	MB 320-100170/5	WATER	LB	320-17155-1	Dibromochloromethane	2/10/2016	0.4	0.13	0.4	1	U	UG/L
	MB 320-100170/5		LB	320-17155-1	Dichlorodifluoromethane	2/10/2016	0.4	0.16	0.4	1	U	UG/L
	MB 320-100170/5		LB	320-17155-1	Ethylbenzene	2/10/2016	0.4	0.15	0.4	1	U	UG/L
	MB 320-100170/5		LB	320-17155-1	Isopropylbenzene	2/10/2016	0.4	0.12	0.4	1	U	UG/L
	MB 320-100170/5		LB	320-17155-1	Methyl Acetate	2/10/2016	1	1	1	10	U	UG/L
	MB 320-100170/5		LB	320-17155-1	Methyl cyclohexane	2/10/2016	1	1	1	10	U	UG/L
	MB 320-100170/5		LB	320-17155-1	Methyl tert-butyl ether	2/10/2016	0.4	0.19	0.4	2	U	UG/L
	MB 320-100170/5		LB	320-17155-1	Methylene Chloride	2/10/2016	0.8	0.35	0.8	1	U	UG/L
	MB 320-100170/5		LB	320-17155-1	m-Xylene & p-Xylene	2/10/2016	0.4	0.18	0.4	1	U	UG/L
	MB 320-100170/5		LB	320-17155-1	Naphthalene	2/10/2016	0.4	0.15	0.4	1	U	UG/L
	MB 320-100170/5		LB	320-17155-1	o-Xylene	2/10/2016	0.4	0.1	0.4	1	U	UG/L
	MB 320-100170/5		LB	320-17155-1	Styrene	2/10/2016	0.4	0.15	0.4	1	U	UG/L
	MB 320-100170/5		LB	320-17155-1	Tetrachloroethene	2/10/2016	0.4	0.15	0.4	1	U	UG/L
	MB 320-100170/5		LB	320-17155-1	Toluene	2/10/2016	0.8	0.25	0.8	1	U	UG/L
	MB 320-100170/5		LB	320-17155-1	trans-1,2-Dichloroethene	2/10/2016	0.4	0.11	0.4	1	U	UG/L
	MB 320-100170/5		LB	320-17155-1	trans-1,3-Dichloropropene	2/10/2016	0.4	0.15	0.4	1	U	UG/L
	MB 320-100170/5		LB	320-17155-1	Trichloroethene	2/10/2016	0.4	0.13	0.4	1	U	UG/L
	MB 320-100170/5		LB	320-17155-1	Trichlorofluoromethane	2/10/2016	0.8	0.23	0.8	1	U	UG/L
	MB 320-100170/5		LB	320-17155-1	Vinyl chloride	2/10/2016	0.8	0.22	0.8	1	U	UG/L
	MB 320-99976/6		LB	320-17115-1	1,1,1-Trichloroethane	2/4/2016	0.4	0.19	0.4	1	U	UG/L
	MB 320-99976/6		LB	320-17115-1	1,1,2,2-Tetrachloroethane	2/4/2016	0.4	0.15	0.4	1	U	UG/L
	MB 320-99976/6		LB	320-17115-1	1,1,2-Trichloro-1,2,2-trifluoroethane	2/4/2016	1	0.25	1	2	U	UG/L
	MB 320-99976/6		LB	320-17115-1	1,1,2-Trichloroethane	2/4/2016	0.8	0.31	0.8	1	U	UG/L
	MB 320-99976/6		LB	320-17115-1	1,1-Dichloroethane	2/4/2016	0.4	0.15	0.4	1	U	UG/L
	MB 320-99976/6		LB	320-17115-1	1,1-Dichloroethene	2/4/2016	0.4	0.14	0.4	1	U	UG/L
	MB 320-99976/6		LB	320-17115-1	1,2,3-Trichlorobenzene	2/4/2016	0.4	0.14	0.4	1	U	UG/L
	MB 320-99976/6		LB	320-17115-1	1,2,4-Trichlorobenzene	2/4/2016	0.4	0.1	0.4	1	U	UG/L
	MB 320-99976/6		LB	320-17115-1	1,2,4-Trimethylbenzene	2/4/2016	0.4	0.12	0.4	1	U	UG/L
	MB 320-99976/6		LB	320-17115-1	1,2-Dichlorobenzene	2/4/2016	0.4	0.14	0.4	1	U	UG/L
	MB 320-99976/6		LB	320-17115-1	1,2-Dichloroethane	2/4/2016	0.5	0.22	0.5	1	U	UG/L
	MB 320-99976/6		LB	320-17115-1	1,2-Dichloropropane	2/4/2016	0.4	0.15	0.4	1	U	UG/L
	MB 320-99976/6		LB	320-17115-1	1,3,5-Trimethylbenzene	2/4/2016	0.4	0.14	0.4	1	U	UG/L
	MB 320-99976/6		LB	320-17115-1	1,3-Dichlorobenzene	2/4/2016	0.4	0.11	0.4	1	U	UG/L

Table 5. Trip and Method Blank Data Summary for Groundwater Samples for the Open Detonation Unit, Kirtland Air Force Base, February 2016

Method	Blank ID	Matrix	Blank Type*	SDG	Analyte	Analysis Date	Result	DL	LOD	LOQ	Flag	Units
SW8260B												
	MB 320-99976/6	WATER	LB	320-17115-1	1,4-Dichlorobenzene	2/4/2016	0.4	0.13	0.4	1	U	UG/L
	MB 320-99976/6		LB	320-17115-1	2-Butanone (MEK)	2/4/2016	0.8	0.35	0.8	2	U	UG/L
	MB 320-99976/6		LB	320-17115-1	2-Hexanone	2/4/2016	0.4	0.17	0.4	2	U	UG/L
	MB 320-99976/6		LB	320-17115-1	4-Methyl-2-pentanone (MIBK)	2/4/2016	0.4	0.18	0.4	2	U	UG/L
	MB 320-99976/6		LB	320-17115-1	Acetone	2/4/2016	5	2.1	5	10	U	UG/L
	MB 320-99976/6		LB	320-17115-1	Benzene	2/4/2016	0.4	0.13	0.4	1	U	UG/L
	MB 320-99976/6		LB	320-17115-1	Bromochloromethane	2/4/2016	0.4	0.14	0.4	1	U	UG/L
	MB 320-99976/6		LB	320-17115-1	Bromodichloromethane	2/4/2016	0.4	0.14	0.4	1	U	UG/L
	MB 320-99976/6		LB	320-17115-1	Bromoform	2/4/2016	0.4	0.1	0.4	1	U	UG/L
	MB 320-99976/6		LB	320-17115-1	Bromomethane	2/4/2016	0.8	0.29	0.8	1	U	UG/L
	MB 320-99976/6		LB	320-17115-1	Carbon disulfide	2/4/2016	0.4	0.16	0.4	2	U	UG/L
	MB 320-99976/6		LB	320-17115-1	Carbon tetrachloride	2/4/2016	0.4	0.15	0.4	1	U	UG/L
	MB 320-99976/6		LB	320-17115-1	Chlorobenzene	2/4/2016	0.4	0.12	0.4	1	U	UG/L
	MB 320-99976/6		LB	320-17115-1	Chloroethane	2/4/2016	0.8	0.34	0.8	1	U	UG/L
	MB 320-99976/6		LB	320-17115-1	Chloroform	2/4/2016	0.4	0.12	0.4	1	U	UG/L
	MB 320-99976/6		LB	320-17115-1	Chloromethane	2/4/2016	0.8	0.25	0.8	1	U	UG/L
	MB 320-99976/6		LB	320-17115-1	cis-1,2-Dichloroethene	2/4/2016	0.4	0.1	0.4	1	U	UG/L
	MB 320-99976/6		LB	320-17115-1	cis-1,3-Dichloropropene	2/4/2016	0.8	0.22	0.8	1	U	UG/L
	MB 320-99976/6		LB	320-17115-1	Cyclohexane	2/4/2016	0.8	0.4	0.8	2	U	UG/L
	MB 320-99976/6		LB	320-17115-1	Dibromochloromethane	2/4/2016	0.4	0.13	0.4	1	U	UG/L
	MB 320-99976/6		LB	320-17115-1	Dichlorodifluoromethane	2/4/2016	0.4	0.16	0.4	1	U	UG/L
	MB 320-99976/6		LB	320-17115-1	Ethylbenzene	2/4/2016	0.4	0.15	0.4	1	U	UG/L
	MB 320-99976/6		LB	320-17115-1	Isopropylbenzene	2/4/2016	0.4	0.12	0.4	1	U	UG/L
	MB 320-99976/6		LB	320-17115-1	Methyl Acetate	2/4/2016	1	1	1	10	U	UG/L
	MB 320-99976/6		LB	320-17115-1	Methyl cyclohexane	2/4/2016	1	1	1	10	U	UG/L
	MB 320-99976/6		LB	320-17115-1	Methyl tert-butyl ether	2/4/2016	0.4	0.19	0.4	2	U	UG/L
	MB 320-99976/6		LB	320-17115-1	Methylene Chloride	2/4/2016	0.8	0.35	0.8	1	U	UG/L
	MB 320-99976/6		LB	320-17115-1	m-Xylene & p-Xylene	2/4/2016	0.4	0.18	0.4	1	U	UG/L
	MB 320-99976/6		LB	320-17115-1	Naphthalene	2/4/2016	0.4	0.15	0.4	1	U	UG/L
	MB 320-99976/6		LB	320-17115-1	o-Xylene	2/4/2016	0.4	0.1	0.4	1	U	UG/L
	MB 320-99976/6		LB	320-17115-1	Styrene	2/4/2016	0.4	0.15	0.4	1	U	UG/L
	MB 320-99976/6		LB	320-17115-1	Tetrachloroethene	2/4/2016	0.4	0.15	0.4	1	U	UG/L
	MB 320-99976/6		LB	320-17115-1	Toluene	2/4/2016	0.8	0.25	0.8	1	U	UG/L

Table 5. Trip and Method Blank Data Summary for Groundwater Samples for the Open Detonation Unit, Kirtland Air Force Base, February 2016

Method	Blank ID	Matrix	Blank Type*	SDG	Analyte	Analysis Date	Result	DL	LOD	LOQ	Flag	Units
SW8260B												
	MB 320-99976/6	WATER	LB	320-17115-1	trans-1,2-Dichloroethene	2/4/2016	0.4	0.11	0.4	1	U	UG/L
	MB 320-99976/6		LB	320-17115-1	trans-1,3-Dichloropropene	2/4/2016	0.4	0.15	0.4	1	U	UG/L
	MB 320-99976/6		LB	320-17115-1	Trichloroethene	2/4/2016	0.4	0.13	0.4	1	U	UG/L
	MB 320-99976/6		LB	320-17115-1	Trichlorofluoromethane	2/4/2016	0.8	0.23	0.8	1	U	UG/L
	MB 320-99976/6		LB	320-17115-1	Vinyl chloride	2/4/2016	0.8	0.22	0.8	1	U	UG/L
	OT29-EB01-03022016		EB	320-17155-1	1,1,1-Trichloroethane	2/10/2016	0.4	0.19	0.4	1	U	UG/L
	OT29-EB01-03022016		EB	320-17155-1	1,1,2,2-Tetrachloroethane	2/10/2016	0.4	0.15	0.4	1	U	UG/L
	OT29-EB01-03022016		EB	320-17155-1	1,1,2-Trichloro-1,2,2-trifluoroethane	2/10/2016	1	0.25	1	2	U	UG/L
	OT29-EB01-03022016		EB	320-17155-1	1,1,2-Trichloroethane	2/10/2016	0.8	0.31	0.8	1	U	UG/L
	OT29-EB01-03022016		EB	320-17155-1	1,1-Dichloroethane	2/10/2016	0.4	0.15	0.4	1	U	UG/L
	OT29-EB01-03022016		EB	320-17155-1	1,1-Dichloroethene	2/10/2016	0.4	0.14	0.4	1	U	UG/L
	OT29-EB01-03022016		EB	320-17155-1	1,2,3-Trichlorobenzene	2/10/2016	0.4	0.14	0.4	1	U	UG/L
	OT29-EB01-03022016		EB	320-17155-1	1,2,4-Trichlorobenzene	2/10/2016	0.4	0.1	0.4	1	U	UG/L
	OT29-EB01-03022016		EB	320-17155-1	1,2,4-Trimethylbenzene	2/10/2016	0.4	0.12	0.4	1	U	UG/L
	OT29-EB01-03022016		EB	320-17155-1	1,2-Dichlorobenzene	2/10/2016	0.4	0.14	0.4	1	U	UG/L
	OT29-EB01-03022016		EB	320-17155-1	1,2-Dichloroethane	2/10/2016	0.5	0.22	0.5	1	U	UG/L
	OT29-EB01-03022016		EB	320-17155-1	1,2-Dichloropropane	2/10/2016	0.4	0.15	0.4	1	U	UG/L
	OT29-EB01-03022016		EB	320-17155-1	1,3,5-Trimethylbenzene	2/10/2016	0.4	0.14	0.4	1	U	UG/L
	OT29-EB01-03022016		EB	320-17155-1	1,3-Dichlorobenzene	2/10/2016	0.4	0.11	0.4	1	U	UG/L
	OT29-EB01-03022016		EB	320-17155-1	1,4-Dichlorobenzene	2/10/2016	0.4	0.13	0.4	1	U	UG/L
	OT29-EB01-03022016		EB	320-17155-1	2-Butanone (MEK)	2/10/2016	0.56	0.35	0.8	2	J	UG/L
	OT29-EB01-03022016		EB	320-17155-1	2-Hexanone	2/10/2016	0.4	0.17	0.4	2	U	UG/L
	OT29-EB01-03022016		EB	320-17155-1	4-Methyl-2-pentanone (MIBK)	2/10/2016	0.4	0.18	0.4	2	U	UG/L
	OT29-EB01-03022016		EB	320-17155-1	Acetone	2/10/2016	36	2.1	5	10		UG/L
	OT29-EB01-03022016		EB	320-17155-1	Benzene	2/10/2016	0.4	0.13	0.4	1	U	UG/L
	OT29-EB01-03022016		EB	320-17155-1	Bromochloromethane	2/10/2016	0.4	0.14	0.4	1	U	UG/L
	OT29-EB01-03022016		EB	320-17155-1	Bromodichloromethane	2/10/2016	0.4	0.14	0.4	1	U	UG/L
	OT29-EB01-03022016		EB	320-17155-1	Bromoform	2/10/2016	0.4	0.1	0.4	1	U	UG/L
	OT29-EB01-03022016		EB	320-17155-1	Bromomethane	2/10/2016	0.8	0.29	0.8	1	U	UG/L
	OT29-EB01-03022016		EB	320-17155-1	Carbon disulfide	2/10/2016	0.4	0.16	0.4	2	U	UG/L
	OT29-EB01-03022016		EB	320-17155-1	Carbon tetrachloride	2/10/2016	0.4	0.15	0.4	1	U	UG/L
	OT29-EB01-03022016		EB	320-17155-1	Chlorobenzene	2/10/2016	0.4	0.12	0.4	1	U	UG/L
	OT29-EB01-03022016		EB	320-17155-1	Chloroethane	2/10/2016	0.8	0.34	0.8	1	U	UG/L

Table 5. Trip and Method Blank Data Summary for Groundwater Samples for the Open Detonation Unit, Kirtland Air Force Base, February 2016

Method	Blank ID	Matrix	Blank Type*	SDG	Analyte	Analysis Date	Result	DL	LOD	LOQ	Flag	Units
SW8260B												
	OT29-EB01-03022016	WATER	EB	320-17155-1	Chloroform	2/10/2016	0.4	0.12	0.4	1	U	UG/L
	OT29-EB01-03022016		EB	320-17155-1	Chloromethane	2/10/2016	0.8	0.25	0.8	1	U	UG/L
	OT29-EB01-03022016		EB	320-17155-1	cis-1,2-Dichloroethene	2/10/2016	0.4	0.1	0.4	1	U	UG/L
	OT29-EB01-03022016		EB	320-17155-1	cis-1,3-Dichloropropene	2/10/2016	0.8	0.22	0.8	1	U	UG/L
	OT29-EB01-03022016		EB	320-17155-1	Cyclohexane	2/10/2016	0.8	0.4	0.8	2	U	UG/L
	OT29-EB01-03022016		EB	320-17155-1	Dibromochloromethane	2/10/2016	0.4	0.13	0.4	1	U	UG/L
	OT29-EB01-03022016		EB	320-17155-1	Dichlorodifluoromethane	2/10/2016	0.4	0.16	0.4	1	U	UG/L
	OT29-EB01-03022016		EB	320-17155-1	Ethylbenzene	2/10/2016	0.4	0.15	0.4	1	U	UG/L
	OT29-EB01-03022016		EB	320-17155-1	Isopropylbenzene	2/10/2016	0.4	0.12	0.4	1	U	UG/L
	OT29-EB01-03022016		EB	320-17155-1	Methyl Acetate	2/10/2016	1	1	1	10	U	UG/L
	OT29-EB01-03022016		EB	320-17155-1	Methyl cyclohexane	2/10/2016	1	1	1	10	U	UG/L
	OT29-EB01-03022016		EB	320-17155-1	Methyl tert-butyl ether	2/10/2016	0.4	0.19	0.4	2	U	UG/L
	OT29-EB01-03022016		EB	320-17155-1	Methylene Chloride	2/10/2016	0.8	0.35	0.8	1	U	UG/L
	OT29-EB01-03022016		EB	320-17155-1	m-Xylene & p-Xylene	2/10/2016	0.4	0.18	0.4	1	U	UG/L
	OT29-EB01-03022016		EB	320-17155-1	Naphthalene	2/10/2016	0.4	0.15	0.4	1	J	UG/L
	OT29-EB01-03022016		EB	320-17155-1	o-Xylene	2/10/2016	0.4	0.1	0.4	1	U	UG/L
	OT29-EB01-03022016		EB	320-17155-1	Styrene	2/10/2016	0.4	0.15	0.4	1	U	UG/L
	OT29-EB01-03022016		EB	320-17155-1	Tetrachloroethene	2/10/2016	0.4	0.15	0.4	1	U	UG/L
	OT29-EB01-03022016		EB	320-17155-1	Toluene	2/10/2016	0.8	0.25	0.8	1	U	UG/L
	OT29-EB01-03022016		EB	320-17155-1	trans-1,2-Dichloroethene	2/10/2016	0.4	0.11	0.4	1	U	UG/L
	OT29-EB01-03022016		EB	320-17155-1	trans-1,3-Dichloropropene	2/10/2016	0.4	0.15	0.4	1	U	UG/L
	OT29-EB01-03022016		EB	320-17155-1	Trichloroethene	2/10/2016	0.4	0.13	0.4	1	U	UG/L
	OT29-EB01-03022016		EB	320-17155-1	Trichlorofluoromethane	2/10/2016	0.8	0.23	0.8	1	U	UG/L
	OT29-EB01-03022016		EB	320-17155-1	Vinyl chloride	2/10/2016	0.8	0.22	0.8	1	U	UG/L
	OT29-TB02-02022016		TB	320-17115-1	1,1,1-Trichloroethane	2/4/2016	0.4	0.19	0.4	1	U	UG/L
	OT29-TB02-02022016		TB	320-17115-1	1,1,2,2-Tetrachloroethane	2/4/2016	0.4	0.15	0.4	1	U	UG/L
	OT29-TB02-02022016		TB	320-17115-1	1,1,2-Trichloro-1,2,2-trifluoroethane	2/4/2016	1	0.25	1	2	U	UG/L
	OT29-TB02-02022016		TB	320-17115-1	1,1,2-Trichloroethane	2/4/2016	0.8	0.31	0.8	1	U	UG/L
	OT29-TB02-02022016		TB	320-17115-1	1,1-Dichloroethane	2/4/2016	0.4	0.15	0.4	1	U	UG/L
	OT29-TB02-02022016		TB	320-17115-1	1,1-Dichloroethene	2/4/2016	0.4	0.14	0.4	1	U	UG/L
	OT29-TB02-02022016		TB	320-17115-1	1,2,3-Trichlorobenzene	2/4/2016	0.4	0.14	0.4	1	U	UG/L
	OT29-TB02-02022016		TB	320-17115-1	1,2,4-Trichlorobenzene	2/4/2016	0.4	0.1	0.4	1	U	UG/L
	OT29-TB02-02022016		TB	320-17115-1	1,2,4-Trimethylbenzene	2/4/2016	0.4	0.12	0.4	1	U	UG/L

Table 5. Trip and Method Blank Data Summary for Groundwater Samples for the Open Detonation Unit, Kirtland Air Force Base, February 2016

Method	Blank ID	Matrix	Blank Type*	SDG	Analyte	Analysis Date	Result	DL	LOD	LOQ	Flag	Units
SW8260B												
	OT29-TB02-02022016	WATER	TB	320-17115-1	1,2-Dichlorobenzene	2/4/2016	0.4	0.14	0.4	1	U	UG/L
	OT29-TB02-02022016		TB	320-17115-1	1,2-Dichloroethane	2/4/2016	0.5	0.22	0.5	1	U	UG/L
	OT29-TB02-02022016		TB	320-17115-1	1,2-Dichloropropane	2/4/2016	0.4	0.15	0.4	1	U	UG/L
	OT29-TB02-02022016		TB	320-17115-1	1,3,5-Trimethylbenzene	2/4/2016	0.4	0.14	0.4	1	U	UG/L
	OT29-TB02-02022016		TB	320-17115-1	1,3-Dichlorobenzene	2/4/2016	0.4	0.11	0.4	1	U	UG/L
	OT29-TB02-02022016		TB	320-17115-1	1,4-Dichlorobenzene	2/4/2016	0.4	0.13	0.4	1	U	UG/L
	OT29-TB02-02022016		TB	320-17115-1	2-Butanone (MEK)	2/4/2016	0.55	0.35	0.8	2	J	UG/L
	OT29-TB02-02022016		TB	320-17115-1	2-Hexanone	2/4/2016	0.4	0.17	0.4	2	U	UG/L
	OT29-TB02-02022016		TB	320-17115-1	4-Methyl-2-pentanone (MIBK)	2/4/2016	0.4	0.18	0.4	2	U	UG/L
	OT29-TB02-02022016		TB	320-17115-1	Acetone	2/4/2016	34	2.1	5	10		UG/L
	OT29-TB02-02022016		TB	320-17115-1	Benzene	2/4/2016	0.4	0.13	0.4	1	U	UG/L
	OT29-TB02-02022016		TB	320-17115-1	Bromochloromethane	2/4/2016	0.4	0.14	0.4	1	U	UG/L
	OT29-TB02-02022016		TB	320-17115-1	Bromodichloromethane	2/4/2016	0.4	0.14	0.4	1	U	UG/L
	OT29-TB02-02022016		TB	320-17115-1	Bromoform	2/4/2016	0.4	0.1	0.4	1	U	UG/L
	OT29-TB02-02022016		TB	320-17115-1	Bromomethane	2/4/2016	0.8	0.29	0.8	1	U	UG/L
	OT29-TB02-02022016		TB	320-17115-1	Carbon disulfide	2/4/2016	0.4	0.16	0.4	2	U	UG/L
	OT29-TB02-02022016		TB	320-17115-1	Carbon tetrachloride	2/4/2016	0.4	0.15	0.4	1	U	UG/L
	OT29-TB02-02022016		TB	320-17115-1	Chlorobenzene	2/4/2016	0.4	0.12	0.4	1	U	UG/L
	OT29-TB02-02022016		TB	320-17115-1	Chloroethane	2/4/2016	0.8	0.34	0.8	1	U	UG/L
	OT29-TB02-02022016		TB	320-17115-1	Chloroform	2/4/2016	0.4	0.12	0.4	1	U	UG/L
	OT29-TB02-02022016		TB	320-17115-1	Chloromethane	2/4/2016	0.8	0.25	0.8	1	U	UG/L
	OT29-TB02-02022016		TB	320-17115-1	cis-1,2-Dichloroethene	2/4/2016	0.4	0.1	0.4	1	U	UG/L
	OT29-TB02-02022016		TB	320-17115-1	cis-1,3-Dichloropropene	2/4/2016	0.8	0.22	0.8	1	U	UG/L
	OT29-TB02-02022016		TB	320-17115-1	Cyclohexane	2/4/2016	0.8	0.4	0.8	2	U	UG/L
	OT29-TB02-02022016		TB	320-17115-1	Dibromochloromethane	2/4/2016	0.4	0.13	0.4	1	U	UG/L
	OT29-TB02-02022016		TB	320-17115-1	Dichlorodifluoromethane	2/4/2016	0.4	0.16	0.4	1	U	UG/L
	OT29-TB02-02022016		TB	320-17115-1	Ethylbenzene	2/4/2016	0.4	0.15	0.4	1	U	UG/L
	OT29-TB02-02022016		TB	320-17115-1	Isopropylbenzene	2/4/2016	0.4	0.12	0.4	1	U	UG/L
	OT29-TB02-02022016		TB	320-17115-1	Methyl Acetate	2/4/2016	1	1	1	10	U	UG/L
	OT29-TB02-02022016		TB	320-17115-1	Methyl cyclohexane	2/4/2016	1	1	1	10	U	UG/L
	OT29-TB02-02022016		TB	320-17115-1	Methyl tert-butyl ether	2/4/2016	0.4	0.19	0.4	2	U	UG/L
	OT29-TB02-02022016		TB	320-17115-1	Methylene Chloride	2/4/2016	0.8	0.35	0.8	1	U	UG/L
	OT29-TB02-02022016		TB	320-17115-1	m-Xylene & p-Xylene	2/4/2016	0.4	0.18	0.4	1	U	UG/L

Table 5. Trip and Method Blank Data Summary for Groundwater Samples for the Open Detonation Unit, Kirtland Air Force Base, February 2016

Method	Blank ID	Matrix	Blank Type*	SDG	Analyte	Analysis Date	Result	DL	LOD	LOQ	Flag	Units
SW8260B												
	OT29-TB02-02022016	WATER	TB	320-17115-1	Naphthalene	2/4/2016	0.37	0.15	0.4	1	J	UG/L
	OT29-TB02-02022016		TB	320-17115-1	o-Xylene	2/4/2016	0.4	0.1	0.4	1	U	UG/L
	OT29-TB02-02022016		TB	320-17115-1	Styrene	2/4/2016	0.4	0.15	0.4	1	U	UG/L
	OT29-TB02-02022016		TB	320-17115-1	Tetrachloroethene	2/4/2016	0.4	0.15	0.4	1	U	UG/L
	OT29-TB02-02022016		TB	320-17115-1	Toluene	2/4/2016	0.8	0.25	0.8	1	U	UG/L
	OT29-TB02-02022016		TB	320-17115-1	trans-1,2-Dichloroethene	2/4/2016	0.4	0.11	0.4	1	U	UG/L
	OT29-TB02-02022016		TB	320-17115-1	trans-1,3-Dichloropropene	2/4/2016	0.4	0.15	0.4	1	U	UG/L
	OT29-TB02-02022016		TB	320-17115-1	Trichloroethene	2/4/2016	0.4	0.13	0.4	1	U	UG/L
	OT29-TB02-02022016		TB	320-17115-1	Trichlorofluoromethane	2/4/2016	0.8	0.23	0.8	1	U	UG/L
	OT29-TB02-02022016		TB	320-17115-1	Vinyl chloride	2/4/2016	0.8	0.22	0.8	1	U	UG/L
	OT29-TB02-03022016		TB	320-17155-1	1,1,1-Trichloroethane	2/10/2016	0.4	0.19	0.4	1	U	UG/L
	OT29-TB02-03022016		TB	320-17155-1	1,1,2,2-Tetrachloroethane	2/10/2016	0.4	0.15	0.4	1	U	UG/L
	OT29-TB02-03022016		TB	320-17155-1	1,1,2-Trichloro-1,2,2-trifluoroethane	2/10/2016	1	0.25	1	2	U	UG/L
	OT29-TB02-03022016		TB	320-17155-1	1,1,2-Trichloroethane	2/10/2016	0.8	0.31	0.8	1	U	UG/L
	OT29-TB02-03022016		TB	320-17155-1	1,1-Dichloroethane	2/10/2016	0.4	0.15	0.4	1	U	UG/L
	OT29-TB02-03022016		TB	320-17155-1	1,1-Dichloroethene	2/10/2016	0.4	0.14	0.4	1	U	UG/L
	OT29-TB02-03022016		TB	320-17155-1	1,2,3-Trichlorobenzene	2/10/2016	0.4	0.14	0.4	1	U	UG/L
	OT29-TB02-03022016		TB	320-17155-1	1,2,4-Trichlorobenzene	2/10/2016	0.4	0.1	0.4	1	U	UG/L
	OT29-TB02-03022016		TB	320-17155-1	1,2,4-Trimethylbenzene	2/10/2016	0.4	0.12	0.4	1	U	UG/L
	OT29-TB02-03022016		TB	320-17155-1	1,2-Dichlorobenzene	2/10/2016	0.4	0.14	0.4	1	U	UG/L
	OT29-TB02-03022016		TB	320-17155-1	1,2-Dichloroethane	2/10/2016	0.5	0.22	0.5	1	U	UG/L
	OT29-TB02-03022016		TB	320-17155-1	1,2-Dichloropropane	2/10/2016	0.4	0.15	0.4	1	U	UG/L
	OT29-TB02-03022016		TB	320-17155-1	1,3,5-Trimethylbenzene	2/10/2016	0.4	0.14	0.4	1	U	UG/L
	OT29-TB02-03022016		TB	320-17155-1	1,3-Dichlorobenzene	2/10/2016	0.4	0.11	0.4	1	U	UG/L
	OT29-TB02-03022016		TB	320-17155-1	1,4-Dichlorobenzene	2/10/2016	0.4	0.13	0.4	1	U	UG/L
	OT29-TB02-03022016		TB	320-17155-1	2-Butanone (MEK)	2/10/2016	0.51	0.35	0.8	2	J	UG/L
	OT29-TB02-03022016		TB	320-17155-1	2-Hexanone	2/10/2016	0.4	0.17	0.4	2	U	UG/L
	OT29-TB02-03022016		TB	320-17155-1	4-Methyl-2-pentanone (MIBK)	2/10/2016	0.4	0.18	0.4	2	U	UG/L
	OT29-TB02-03022016		TB	320-17155-1	Acetone	2/10/2016	35	2.1	5	10		UG/L
	OT29-TB02-03022016		TB	320-17155-1	Benzene	2/10/2016	0.4	0.13	0.4	1	U	UG/L
	OT29-TB02-03022016		TB	320-17155-1	Bromochloromethane	2/10/2016	0.4	0.14	0.4	1	U	UG/L
	OT29-TB02-03022016		TB	320-17155-1	Bromodichloromethane	2/10/2016	0.4	0.14	0.4	1	U	UG/L
	OT29-TB02-03022016		TB	320-17155-1	Bromoform	2/10/2016	0.4	0.1	0.4	1	U	UG/L

Table 5. Trip and Method Blank Data Summary for Groundwater Samples for the Open Detonation Unit, Kirtland Air Force Base, February 2016

Method	Blank ID	Matrix	Blank Type*	SDG	Analyte	Analysis Date	Result	DL	LOD	LOQ	Flag	Units
SW8260B												
	OT29-TB02-03022016	WATER	TB	320-17155-1	Bromomethane	2/10/2016	0.8	0.29	0.8	1	U	UG/L
	OT29-TB02-03022016		TB	320-17155-1	Carbon disulfide	2/10/2016	0.4	0.16	0.4	2	U	UG/L
	OT29-TB02-03022016		TB	320-17155-1	Carbon tetrachloride	2/10/2016	0.4	0.15	0.4	1	U	UG/L
	OT29-TB02-03022016		TB	320-17155-1	Chlorobenzene	2/10/2016	0.4	0.12	0.4	1	U	UG/L
	OT29-TB02-03022016		TB	320-17155-1	Chloroethane	2/10/2016	0.8	0.34	0.8	1	U	UG/L
	OT29-TB02-03022016		TB	320-17155-1	Chloroform	2/10/2016	0.4	0.12	0.4	1	U	UG/L
	OT29-TB02-03022016		TB	320-17155-1	Chloromethane	2/10/2016	0.8	0.25	0.8	1	U	UG/L
	OT29-TB02-03022016		TB	320-17155-1	cis-1,2-Dichloroethene	2/10/2016	0.4	0.1	0.4	1	U	UG/L
	OT29-TB02-03022016		TB	320-17155-1	cis-1,3-Dichloropropene	2/10/2016	0.8	0.22	0.8	1	U	UG/L
	OT29-TB02-03022016		TB	320-17155-1	Cyclohexane	2/10/2016	0.8	0.4	0.8	2	U	UG/L
	OT29-TB02-03022016		TB	320-17155-1	Dibromochloromethane	2/10/2016	0.4	0.13	0.4	1	U	UG/L
	OT29-TB02-03022016		TB	320-17155-1	Dichlorodifluoromethane	2/10/2016	0.4	0.16	0.4	1	U	UG/L
	OT29-TB02-03022016		TB	320-17155-1	Ethylbenzene	2/10/2016	0.4	0.15	0.4	1	U	UG/L
	OT29-TB02-03022016		TB	320-17155-1	Isopropylbenzene	2/10/2016	0.4	0.12	0.4	1	U	UG/L
	OT29-TB02-03022016		TB	320-17155-1	Methyl Acetate	2/10/2016	1	1	1	10	U	UG/L
	OT29-TB02-03022016		TB	320-17155-1	Methyl cyclohexane	2/10/2016	1	1	1	10	U	UG/L
	OT29-TB02-03022016		TB	320-17155-1	Methyl tert-butyl ether	2/10/2016	0.4	0.19	0.4	2	U	UG/L
	OT29-TB02-03022016		TB	320-17155-1	Methylene Chloride	2/10/2016	0.8	0.35	0.8	1	U	UG/L
	OT29-TB02-03022016		TB	320-17155-1	m-Xylene & p-Xylene	2/10/2016	0.4	0.18	0.4	1	U	UG/L
	OT29-TB02-03022016		TB	320-17155-1	Naphthalene	2/10/2016	0.36	0.15	0.4	1	J	UG/L
	OT29-TB02-03022016		TB	320-17155-1	o-Xylene	2/10/2016	0.4	0.1	0.4	1	U	UG/L
	OT29-TB02-03022016		TB	320-17155-1	Styrene	2/10/2016	0.4	0.15	0.4	1	U	UG/L
	OT29-TB02-03022016		TB	320-17155-1	Tetrachloroethene	2/10/2016	0.4	0.15	0.4	1	U	UG/L
	OT29-TB02-03022016		TB	320-17155-1	Toluene	2/10/2016	0.26	0.25	0.8	1	J	UG/L
	OT29-TB02-03022016		TB	320-17155-1	trans-1,2-Dichloroethene	2/10/2016	0.4	0.11	0.4	1	U	UG/L
	OT29-TB02-03022016		TB	320-17155-1	trans-1,3-Dichloropropene	2/10/2016	0.4	0.15	0.4	1	U	UG/L
	OT29-TB02-03022016		TB	320-17155-1	Trichloroethene	2/10/2016	0.4	0.13	0.4	1	U	UG/L
	OT29-TB02-03022016		TB	320-17155-1	Trichlorofluoromethane	2/10/2016	0.8	0.23	0.8	1	U	UG/L
	OT29-TB02-03022016		TB	320-17155-1	Vinyl chloride	2/10/2016	0.8	0.22	0.8	1	U	UG/L
SW8270												
	MB 320-100298/1-A	WATER	LB	320-17155-1	1,2,4,5-Tetrachlorobenzene	2/28/2016	3	1	3	10	U	UG/L
	MB 320-100298/1-A		LB	320-17115-1	1,2,4,5-Tetrachlorobenzene	2/28/2016	3	1	3	10	U	UG/L
	MB 320-100298/1-A		LB	320-17155-1	2,4,5-Trichlorophenol	2/28/2016	6	2	6	10	U	UG/L

Table 5. Trip and Method Blank Data Summary for Groundwater Samples for the Open Detonation Unit, Kirtland Air Force Base, February 2016

Method	Blank ID	Matrix	Blank Type*	SDG	Analyte	Analysis Date	Result	DL	LOD	LOQ	Flag	Units
SW8270												
	MB 320-100298/1-A	WATER	LB	320-17115-1	2,4,5-Trichlorophenol	2/28/2016	6	2	6	10	U	UG/L
	MB 320-100298/1-A		LB	320-17115-1	2,4,6-Trichlorophenol	2/28/2016	6	2	6	10	U	UG/L
	MB 320-100298/1-A		LB	320-17155-1	2,4,6-Trichlorophenol	2/28/2016	6	2	6	10	U	UG/L
	MB 320-100298/1-A		LB	320-17155-1	2,4-Dichlorophenol	2/28/2016	6	2.6	6	10	U	UG/L
	MB 320-100298/1-A		LB	320-17115-1	2,4-Dichlorophenol	2/28/2016	6	2.6	6	10	U	UG/L
	MB 320-100298/1-A		LB	320-17155-1	2,4-Dimethylphenol	2/28/2016	6	2.2	6	10	U	UG/L
	MB 320-100298/1-A		LB	320-17115-1	2,4-Dimethylphenol	2/28/2016	6	2.2	6	10	U	UG/L
	MB 320-100298/1-A		LB	320-17155-1	2,4-Dinitrotoluene	2/28/2016	6	2	6	10	U	UG/L
	MB 320-100298/1-A		LB	320-17115-1	2,4-Dinitrotoluene	2/28/2016	6	2	6	10	U	UG/L
	MB 320-100298/1-A		LB	320-17155-1	2,6-Dichlorophenol	2/28/2016	6	1.9	6	15	U	UG/L
	MB 320-100298/1-A		LB	320-17115-1	2,6-Dichlorophenol	2/28/2016	6	1.9	6	15	U	UG/L
	MB 320-100298/1-A		LB	320-17115-1	2,6-Dinitrotoluene	2/28/2016	6	2	6	10	U	UG/L
	MB 320-100298/1-A		LB	320-17155-1	2,6-Dinitrotoluene	2/28/2016	6	2	6	10	U	UG/L
	MB 320-100298/1-A		LB	320-17155-1	2-Chloronaphthalene	2/28/2016	3	1.3	3	10	U	UG/L
	MB 320-100298/1-A		LB	320-17115-1	2-Chloronaphthalene	2/28/2016	3	1.3	3	10	U	UG/L
	MB 320-100298/1-A		LB	320-17155-1	2-Chlorophenol	2/28/2016	6	1.6	6	10	U	UG/L
	MB 320-100298/1-A		LB	320-17115-1	2-Chlorophenol	2/28/2016	6	1.6	6	10	U	UG/L
	MB 320-100298/1-A		LB	320-17115-1	2-Methylphenol	2/28/2016	3	0.93	3	10	U	UG/L
	MB 320-100298/1-A		LB	320-17155-1	2-Methylphenol	2/28/2016	3	0.93	3	10	U	UG/L
	MB 320-100298/1-A		LB	320-17115-1	2-Nitroaniline	2/28/2016	6	2	6	50	U	UG/L
	MB 320-100298/1-A		LB	320-17155-1	2-Nitroaniline	2/28/2016	6	2	6	50	U	UG/L
	MB 320-100298/1-A		LB	320-17115-1	2-Nitrophenol	2/28/2016	6	1.9	6	10	U	UG/L
	MB 320-100298/1-A		LB	320-17155-1	2-Nitrophenol	2/28/2016	6	1.9	6	10	U	UG/L
	MB 320-100298/1-A		LB	320-17115-1	3,3'-Dichlorobenzidine	2/28/2016	3	0.96	3	50	U	UG/L
	MB 320-100298/1-A		LB	320-17155-1	3,3'-Dichlorobenzidine	2/28/2016	3	0.96	3	50	U	UG/L
	MB 320-100298/1-A		LB	320-17155-1	3-Methylphenol & 4-Methylphenol	2/28/2016	3	1.2	3	10	U	UG/L
	MB 320-100298/1-A		LB	320-17115-1	3-Methylphenol & 4-Methylphenol	2/28/2016	3	1.2	3	10	U	UG/L
	MB 320-100298/1-A		LB	320-17155-1	3-Nitroaniline	2/28/2016	3	1.4	3	50	U	UG/L
	MB 320-100298/1-A		LB	320-17115-1	3-Nitroaniline	2/28/2016	3	1.4	3	50	U	UG/L
	MB 320-100298/1-A		LB	320-17155-1	4,6-Dinitro-2-methylphenol	2/28/2016	6	2.2	6	60	U	UG/L
	MB 320-100298/1-A		LB	320-17115-1	4,6-Dinitro-2-methylphenol	2/28/2016	6	2.2	6	60	U	UG/L
	MB 320-100298/1-A		LB	320-17155-1	4-Bromophenyl phenyl ether	2/28/2016	3	1.1	3	10	U	UG/L
	MB 320-100298/1-A		LB	320-17115-1	4-Bromophenyl phenyl ether	2/28/2016	3	1.1	3	10	U	UG/L

Table 5. Trip and Method Blank Data Summary for Groundwater Samples for the Open Detonation Unit, Kirtland Air Force Base, February 2016

Method	Blank ID	Matrix	Blank Type*	SDG	Analyte	Analysis Date	Result	DL	LOD	LOQ	Flag	Units
SW8270												
	MB 320-100298/1-A	WATER	LB	320-17115-1	4-Chloro-3-methylphenol	2/28/2016	6	2	6	10	U	UG/L
	MB 320-100298/1-A		LB	320-17155-1	4-Chloro-3-methylphenol	2/28/2016	6	2	6	10	U	UG/L
	MB 320-100298/1-A		LB	320-17155-1	4-Chloroaniline	2/28/2016	6	2	6	10	U	UG/L
	MB 320-100298/1-A		LB	320-17115-1	4-Chloroaniline	2/28/2016	6	2	6	10	U	UG/L
	MB 320-100298/1-A		LB	320-17155-1	4-Chlorophenyl phenyl ether	2/28/2016	3	1.1	3	10	U	UG/L
	MB 320-100298/1-A		LB	320-17115-1	4-Chlorophenyl phenyl ether	2/28/2016	3	1.1	3	10	U	UG/L
	MB 320-100298/1-A		LB	320-17155-1	4-Nitroaniline	2/28/2016	3	1.5	3	50	U	UG/L
	MB 320-100298/1-A		LB	320-17115-1	4-Nitroaniline	2/28/2016	3	1.5	3	50	U	UG/L
	MB 320-100298/1-A		LB	320-17115-1	4-Nitrophenol	2/28/2016	20	6.1	20	60	U	UG/L
	MB 320-100298/1-A		LB	320-17155-1	4-Nitrophenol	2/28/2016	20	6.1	20	60	U	UG/L
	MB 320-100298/1-A		LB	320-17155-1	Acetophenone	2/28/2016	10	0.78	10	10	U	UG/L
	MB 320-100298/1-A		LB	320-17115-1	Acetophenone	2/28/2016	10	0.78	10	10	U	UG/L
	MB 320-100298/1-A		LB	320-17155-1	Atrazine	2/28/2016	50	50	50	50	U	UG/L
	MB 320-100298/1-A		LB	320-17115-1	Atrazine	2/28/2016	50	50	50	50	U	UG/L
	MB 320-100298/1-A		LB	320-17155-1	Azobenzene	2/28/2016	3	1	3	10	U	UG/L
	MB 320-100298/1-A		LB	320-17115-1	Azobenzene	2/28/2016	3	1	3	10	U	UG/L
	MB 320-100298/1-A		LB	320-17115-1	Benzaldehyde	2/28/2016	20	8.4	20	20	U	UG/L
	MB 320-100298/1-A		LB	320-17155-1	Benzaldehyde	2/28/2016	20	8.4	20	20	U	UG/L
	MB 320-100298/1-A		LB	320-17115-1	Biphenyl	2/28/2016	10	5	10	15	U	UG/L
	MB 320-100298/1-A		LB	320-17155-1	Biphenyl	2/28/2016	10	5	10	15	U	UG/L
	MB 320-100298/1-A		LB	320-17115-1	bis (2-chloroisopropyl) ether	2/28/2016	3	1.3	3	10	U	UG/L
	MB 320-100298/1-A		LB	320-17155-1	bis (2-chloroisopropyl) ether	2/28/2016	3	1.3	3	10	U	UG/L
	MB 320-100298/1-A		LB	320-17115-1	Bis(2-chloroethoxy)methane	2/28/2016	3	1	3	10	U	UG/L
	MB 320-100298/1-A		LB	320-17155-1	Bis(2-chloroethoxy)methane	2/28/2016	3	1	3	10	U	UG/L
	MB 320-100298/1-A		LB	320-17155-1	Bis(2-chloroethyl)ether	2/28/2016	3	1.5	3	10	U	UG/L
	MB 320-100298/1-A		LB	320-17115-1	Bis(2-chloroethyl)ether	2/28/2016	3	1.5	3	10	U	UG/L
	MB 320-100298/1-A		LB	320-17115-1	Bis(2-ethylhexyl) phthalate	2/28/2016	3	1	3	10	U	UG/L
	MB 320-100298/1-A		LB	320-17155-1	Bis(2-ethylhexyl) phthalate	2/28/2016	3	1	3	10	U	UG/L
	MB 320-100298/1-A		LB	320-17155-1	Butyl benzyl phthalate	2/28/2016	3	1.4	3	10	U	UG/L
	MB 320-100298/1-A		LB	320-17115-1	Butyl benzyl phthalate	2/28/2016	3	1.4	3	10	U	UG/L
	MB 320-100298/1-A		LB	320-17155-1	Caprolactam	2/28/2016	50	50	50	50	U	UG/L
	MB 320-100298/1-A		LB	320-17115-1	Caprolactam	2/28/2016	50	50	50	50	U	UG/L
	MB 320-100298/1-A		LB	320-17115-1	Carbazole	2/28/2016	3	1.2	3	10	U	UG/L

Table 5. Trip and Method Blank Data Summary for Groundwater Samples for the Open Detonation Unit, Kirtland Air Force Base, February 2016

Method	Blank ID	Matrix	Blank Type*	SDG	Analyte	Analysis Date	Result	DL	LOD	LOQ	Flag	Units
SW8270												
	MB 320-100298/1-A	WATER	LB	320-17155-1	Carbazole	2/28/2016	3	1.2	3	10	U	UG/L
	MB 320-100298/1-A		LB	320-17155-1	Dibenzofuran	2/28/2016	3	1.1	3	10	U	UG/L
	MB 320-100298/1-A		LB	320-17115-1	Dibenzofuran	2/28/2016	3	1.1	3	10	U	UG/L
	MB 320-100298/1-A		LB	320-17115-1	Diethyl phthalate	2/28/2016	3	0.93	3	10	U	UG/L
	MB 320-100298/1-A		LB	320-17155-1	Diethyl phthalate	2/28/2016	3	0.93	3	10	U	UG/L
	MB 320-100298/1-A		LB	320-17115-1	Dimethyl phthalate	2/28/2016	3	0.88	3	10	U	UG/L
	MB 320-100298/1-A		LB	320-17155-1	Dimethyl phthalate	2/28/2016	3	0.88	3	10	U	UG/L
	MB 320-100298/1-A		LB	320-17155-1	Di-n-butyl phthalate	2/28/2016	3	1.1	3	10	U	UG/L
	MB 320-100298/1-A		LB	320-17115-1	Di-n-butyl phthalate	2/28/2016	3	1.1	3	10	U	UG/L
	MB 320-100298/1-A		LB	320-17155-1	Di-n-octyl phthalate	2/28/2016	3	1.5	3	10	U	UG/L
	MB 320-100298/1-A		LB	320-17115-1	Di-n-octyl phthalate	2/28/2016	3	1.5	3	10	U	UG/L
	MB 320-100298/1-A		LB	320-17115-1	Hexachlorobenzene	2/28/2016	3	1.4	3	10	U	UG/L
	MB 320-100298/1-A		LB	320-17155-1	Hexachlorobenzene	2/28/2016	3	1.4	3	10	U	UG/L
	MB 320-100298/1-A		LB	320-17115-1	Hexachlorobutadiene	2/28/2016	3	1.3	3	10	U	UG/L
	MB 320-100298/1-A		LB	320-17155-1	Hexachlorobutadiene	2/28/2016	3	1.3	3	10	U	UG/L
	MB 320-100298/1-A		LB	320-17115-1	Hexachlorocyclopentadiene	2/28/2016	10	5	10	50	U	UG/L
	MB 320-100298/1-A		LB	320-17155-1	Hexachlorocyclopentadiene	2/28/2016	10	5	10	50	U	UG/L
	MB 320-100298/1-A		LB	320-17115-1	Hexachloroethane	2/28/2016	3	1.4	3	10	U	UG/L
	MB 320-100298/1-A		LB	320-17155-1	Hexachloroethane	2/28/2016	3	1.4	3	10	U	UG/L
	MB 320-100298/1-A		LB	320-17155-1	Isophorone	2/28/2016	3	1	3	10	U	UG/L
	MB 320-100298/1-A		LB	320-17115-1	Isophorone	2/28/2016	3	1	3	10	U	UG/L
	MB 320-100298/1-A		LB	320-17115-1	Nitrobenzene	2/28/2016	6	1.6	6	10	U	UG/L
	MB 320-100298/1-A		LB	320-17155-1	Nitrobenzene	2/28/2016	6	1.6	6	10	U	UG/L
	MB 320-100298/1-A		LB	320-17155-1	N-Nitrosodimethylamine	2/28/2016	3	0.96	3	15	U	UG/L
	MB 320-100298/1-A		LB	320-17115-1	N-Nitrosodimethylamine	2/28/2016	3	0.96	3	15	U	UG/L
	MB 320-100298/1-A		LB	320-17115-1	N-Nitrosodi-n-propylamine	2/28/2016	3	1.4	3	10	U	UG/L
	MB 320-100298/1-A		LB	320-17155-1	N-Nitrosodi-n-propylamine	2/28/2016	3	1.4	3	10	U	UG/L
	MB 320-100298/1-A		LB	320-17115-1	N-Nitrosodiphenylamine	2/28/2016	3	1	3	10	U	UG/L
	MB 320-100298/1-A		LB	320-17155-1	N-Nitrosodiphenylamine	2/28/2016	3	1	3	10	U	UG/L
	MB 320-100298/1-A		LB	320-17155-1	Pentachlorophenol	2/28/2016	20	5	20	60	U	UG/L
	MB 320-100298/1-A		LB	320-17115-1	Pentachlorophenol	2/28/2016	20	5	20	60	U	UG/L
	MB 320-100298/1-A		LB	320-17115-1	Phenol	2/28/2016	3	1.1	3	10	U	UG/L
	MB 320-100298/1-A		LB	320-17155-1	Phenol	2/28/2016	3	1.1	3	10	U	UG/L

Table 5. Trip and Method Blank Data Summary for Groundwater Samples for the Open Detonation Unit, Kirtland Air Force Base, February 2016

Method	Blank ID	Matrix	Blank Type*	SDG	Analyte	Analysis Date	Result	DL	LOD	LOQ	Flag	Units
SW8270												
	OT29-EB01-03022016	WATER	EB	320-17155-1	1,2,4,5-Tetrachlorobenzene	2/28/2016	3.2	1.1	3.2	11	U	UG/L
	OT29-EB01-03022016		EB	320-17155-1	2,4,5-Trichlorophenol	2/28/2016	6.4	2.1	6.4	11	U	UG/L
	OT29-EB01-03022016		EB	320-17155-1	2,4,6-Trichlorophenol	2/28/2016	6.4	2.1	6.4	11	U	UG/L
	OT29-EB01-03022016		EB	320-17155-1	2,4-Dichlorophenol	2/28/2016	6.4	2.8	6.4	11	U	UG/L
	OT29-EB01-03022016		EB	320-17155-1	2,4-Dimethylphenol	2/28/2016	6.4	2.3	6.4	11	U	UG/L
	OT29-EB01-03022016		EB	320-17155-1	2,4-Dinitrotoluene	2/28/2016	6.4	2.1	6.4	11	U	UG/L
	OT29-EB01-03022016		EB	320-17155-1	2,6-Dichlorophenol	2/28/2016	6.4	2	6.4	16	U	UG/L
	OT29-EB01-03022016		EB	320-17155-1	2,6-Dinitrotoluene	2/28/2016	6.4	2.1	6.4	11	U	UG/L
	OT29-EB01-03022016		EB	320-17155-1	2-Chloronaphthalene	2/28/2016	3.2	1.4	3.2	11	U	UG/L
	OT29-EB01-03022016		EB	320-17155-1	2-Chlorophenol	2/28/2016	6.4	1.7	6.4	11	U	UG/L
	OT29-EB01-03022016		EB	320-17155-1	2-Methylphenol	2/28/2016	3.2	0.99	3.2	11	U	UG/L
	OT29-EB01-03022016		EB	320-17155-1	2-Nitroaniline	2/28/2016	6.4	2.1	6.4	53	U	UG/L
	OT29-EB01-03022016		EB	320-17155-1	2-Nitrophenol	2/28/2016	6.4	2	6.4	11	U	UG/L
	OT29-EB01-03022016		EB	320-17155-1	3,3'-Dichlorobenzidine	2/28/2016	3.2	1	3.2	53	U	UG/L
	OT29-EB01-03022016		EB	320-17155-1	3-Methylphenol & 4-Methylphenol	2/28/2016	3.2	1.2	3.2	11	U	UG/L
	OT29-EB01-03022016		EB	320-17155-1	3-Nitroaniline	2/28/2016	3.2	1.5	3.2	53	U	UG/L
	OT29-EB01-03022016		EB	320-17155-1	4,6-Dinitro-2-methylphenol	2/28/2016	6.4	2.3	6.4	64	U	UG/L
	OT29-EB01-03022016		EB	320-17155-1	4-Bromophenyl phenyl ether	2/28/2016	3.2	1.2	3.2	11	U	UG/L
	OT29-EB01-03022016		EB	320-17155-1	4-Chloro-3-methylphenol	2/28/2016	6.4	2.1	6.4	11	U	UG/L
	OT29-EB01-03022016		EB	320-17155-1	4-Chloroaniline	2/28/2016	6.4	2.1	6.4	11	U	UG/L
	OT29-EB01-03022016		EB	320-17155-1	4-Chlorophenyl phenyl ether	2/28/2016	3.2	1.2	3.2	11	U	UG/L
	OT29-EB01-03022016		EB	320-17155-1	4-Nitroaniline	2/28/2016	3.2	1.6	3.2	53	U	UG/L
	OT29-EB01-03022016		EB	320-17155-1	4-Nitrophenol	2/28/2016	21	6.5	21	64	U	UG/L
	OT29-EB01-03022016		EB	320-17155-1	Acetophenone	2/28/2016	1.1	0.83	11	11	J	UG/L
	OT29-EB01-03022016		EB	320-17155-1	Atrazine	2/28/2016	53	53	53	53	U	UG/L
	OT29-EB01-03022016		EB	320-17155-1	Azobenzene	2/28/2016	3.2	1.1	3.2	11	U	UG/L
	OT29-EB01-03022016		EB	320-17155-1	Benzaldehyde	2/28/2016	21	8.9	21	21	U	UG/L
	OT29-EB01-03022016		EB	320-17155-1	Biphenyl	2/28/2016	11	5.3	11	16	U	UG/L
	OT29-EB01-03022016		EB	320-17155-1	bis (2-chloroisopropyl) ether	2/28/2016	3.2	1.4	3.2	11	U	UG/L
	OT29-EB01-03022016		EB	320-17155-1	Bis(2-chloroethoxy)methane	2/28/2016	3.2	1.1	3.2	11	U	UG/L
	OT29-EB01-03022016		EB	320-17155-1	Bis(2-chloroethyl)ether	2/28/2016	3.2	1.6	3.2	11	U	UG/L
	OT29-EB01-03022016		EB	320-17155-1	Bis(2-ethylhexyl) phthalate	2/28/2016	3.2	1.1	3.2	11	U	UG/L
	OT29-EB01-03022016		EB	320-17155-1	Butyl benzyl phthalate	2/28/2016	3.2	1.5	3.2	11	U	UG/L

Table 5. Trip and Method Blank Data Summary for Groundwater Samples for the Open Detonation Unit, Kirtland Air Force Base, February 2016

Method	Blank ID	Matrix	Blank Type*	SDG	Analyte	Analysis Date	Result	DL	LOD	LOQ	Flag	Units
SW8270												
	OT29-EB01-03022016	WATER	EB	320-17155-1	Caprolactam	2/28/2016	53	53	53	53	U	UG/L
	OT29-EB01-03022016		EB	320-17155-1	Carbazole	2/28/2016	3.2	1.3	3.2	11	U	UG/L
	OT29-EB01-03022016		EB	320-17155-1	Dibenzofuran	2/28/2016	3.2	1.2	3.2	11	U	UG/L
	OT29-EB01-03022016		EB	320-17155-1	Diethyl phthalate	2/28/2016	3.2	0.99	3.2	11	U	UG/L
	OT29-EB01-03022016		EB	320-17155-1	Dimethyl phthalate	2/28/2016	3.2	0.94	3.2	11	U	UG/L
	OT29-EB01-03022016		EB	320-17155-1	Di-n-butyl phthalate	2/28/2016	3.2	1.2	3.2	11	U	UG/L
	OT29-EB01-03022016		EB	320-17155-1	Di-n-octyl phthalate	2/28/2016	3.2	1.6	3.2	11	U	UG/L
	OT29-EB01-03022016		EB	320-17155-1	Hexachlorobenzene	2/28/2016	3.2	1.5	3.2	11	U	UG/L
	OT29-EB01-03022016		EB	320-17155-1	Hexachlorobutadiene	2/28/2016	3.2	1.4	3.2	11	U	UG/L
	OT29-EB01-03022016		EB	320-17155-1	Hexachlorocyclopentadiene	2/28/2016	11	5.3	11	53	U	UG/L
	OT29-EB01-03022016		EB	320-17155-1	Hexachloroethane	2/28/2016	3.2	1.5	3.2	11	U	UG/L
	OT29-EB01-03022016		EB	320-17155-1	Isophorone	2/28/2016	3.2	1.1	3.2	11	U	UG/L
	OT29-EB01-03022016		EB	320-17155-1	Nitrobenzene	2/28/2016	6.4	1.7	6.4	11	U	UG/L
	OT29-EB01-03022016		EB	320-17155-1	N-Nitrosodimethylamine	2/28/2016	3.2	1	3.2	16	U	UG/L
	OT29-EB01-03022016		EB	320-17155-1	N-Nitrosodi-n-propylamine	2/28/2016	3.2	1.5	3.2	11	U	UG/L
	OT29-EB01-03022016		EB	320-17155-1	N-Nitrosodiphenylamine	2/28/2016	3.2	1.1	3.2	11	U	UG/L
	OT29-EB01-03022016		EB	320-17155-1	Pentachlorophenol	2/28/2016	21	5.3	21	64	U	UG/L
	OT29-EB01-03022016		EB	320-17155-1	Phenol	2/28/2016	3.2	1.2	3.2	11	U	UG/L
SW8270SIM												
	MB 320-100289/1-A	WATER	LB	320-17155-1	1-Methylnaphthalene	2/16/2016	15	6.5	15	50	U	NG/L
	MB 320-100289/1-A		LB	320-17115-1	1-Methylnaphthalene	2/16/2016	15	6.5	15	50	U	NG/L
	MB 320-100289/1-A		LB	320-17155-1	2-Methylnaphthalene	2/16/2016	15	5.5	15	50	U	NG/L
	MB 320-100289/1-A		LB	320-17115-1	2-Methylnaphthalene	2/16/2016	15	5.5	15	50	U	NG/L
	MB 320-100289/1-A		LB	320-17155-1	Acenaphthene	2/16/2016	15	5	15	50	U	NG/L
	MB 320-100289/1-A		LB	320-17115-1	Acenaphthene	2/16/2016	15	5	15	50	U	NG/L
	MB 320-100289/1-A		LB	320-17155-1	Acenaphthylene	2/16/2016	15	5	15	50	U	NG/L
	MB 320-100289/1-A		LB	320-17115-1	Acenaphthylene	2/16/2016	15	5	15	50	U	NG/L
	MB 320-100289/1-A		LB	320-17155-1	Anthracene	2/16/2016	15	4.4	15	50	U	NG/L
	MB 320-100289/1-A		LB	320-17115-1	Anthracene	2/16/2016	15	4.4	15	50	U	NG/L
	MB 320-100289/1-A		LB	320-17155-1	Benzo[a]anthracene	2/16/2016	15	4.6	15	50	U	NG/L
	MB 320-100289/1-A		LB	320-17115-1	Benzo[a]anthracene	2/16/2016	15	4.6	15	50	U	NG/L
	MB 320-100289/1-A		LB	320-17155-1	Benzo[a]pyrene	2/16/2016	15	4.4	15	50	U	NG/L
	MB 320-100289/1-A		LB	320-17115-1	Benzo[a]pyrene	2/16/2016	15	4.4	15	50	U	NG/L

Table 5. Trip and Method Blank Data Summary for Groundwater Samples for the Open Detonation Unit, Kirtland Air Force Base, February 2016

Method	Blank ID	Matrix	Blank Type*	SDG	Analyte	Analysis Date	Result	DL	LOD	LOQ	Flag	Units
SW8270SIM												
	MB 320-100289/1-A	WATER	LB	320-17115-1	Benzo[b]fluoranthene	2/16/2016	30	12	30	50	U	NG/L
	MB 320-100289/1-A		LB	320-17155-1	Benzo[b]fluoranthene	2/16/2016	30	12	30	50	U	NG/L
	MB 320-100289/1-A		LB	320-17115-1	Benzo[g,h,i]perylene	2/16/2016	15	5.5	15	50	U	NG/L
	MB 320-100289/1-A		LB	320-17155-1	Benzo[g,h,i]perylene	2/16/2016	15	5.5	15	50	U	NG/L
	MB 320-100289/1-A		LB	320-17115-1	Benzo[k]fluoranthene	2/16/2016	30	7.8	30	50	U	NG/L
	MB 320-100289/1-A		LB	320-17155-1	Benzo[k]fluoranthene	2/16/2016	30	7.8	30	50	U	NG/L
	MB 320-100289/1-A		LB	320-17115-1	Chrysene	2/16/2016	15	4	15	50	U	NG/L
	MB 320-100289/1-A		LB	320-17155-1	Chrysene	2/16/2016	15	4	15	50	U	NG/L
	MB 320-100289/1-A		LB	320-17155-1	Dibenz(a,h)anthracene	2/16/2016	30	15	30	50	U	NG/L
	MB 320-100289/1-A		LB	320-17115-1	Dibenz(a,h)anthracene	2/16/2016	30	15	30	50	U	NG/L
	MB 320-100289/1-A		LB	320-17115-1	Fluoranthene	2/16/2016	15	4.3	15	50	U	NG/L
	MB 320-100289/1-A		LB	320-17155-1	Fluoranthene	2/16/2016	15	4.3	15	50	U	NG/L
	MB 320-100289/1-A		LB	320-17155-1	Fluorene	2/16/2016	15	4	15	50	U	NG/L
	MB 320-100289/1-A		LB	320-17115-1	Fluorene	2/16/2016	15	4	15	50	U	NG/L
	MB 320-100289/1-A		LB	320-17115-1	Indeno[1,2,3-cd]pyrene	2/16/2016	30	14	30	50	U	NG/L
	MB 320-100289/1-A		LB	320-17155-1	Indeno[1,2,3-cd]pyrene	2/16/2016	30	14	30	50	U	NG/L
	MB 320-100289/1-A		LB	320-17155-1	Naphthalene	2/16/2016	15	5	15	50	U	NG/L
	MB 320-100289/1-A		LB	320-17115-1	Naphthalene	2/16/2016	15	5	15	50	U	NG/L
	MB 320-100289/1-A		LB	320-17155-1	Phenanthrene	2/16/2016	15	6.3	15	50	U	NG/L
	MB 320-100289/1-A		LB	320-17115-1	Phenanthrene	2/16/2016	15	6.3	15	50	U	NG/L
	MB 320-100289/1-A		LB	320-17155-1	Pyrene	2/16/2016	15	4.2	15	50	U	NG/L
	MB 320-100289/1-A		LB	320-17115-1	Pyrene	2/16/2016	15	4.2	15	50	U	NG/L
	MB 320-100343/1-A		LB	320-17155-1	1,4-Dioxane	2/16/2016	0.5	0.2	0.5	1	U	UG/L
	MB 320-99951/1-A		LB	320-17115-1	1,4-Dioxane	2/5/2016	0.5	0.2	0.5	1	U	UG/L
	OT29-EB01-03022016		EB	320-17155-1	1,4-Dioxane	2/16/2016	0.53	0.21	0.53	1.1	U	UG/L
	OT29-EB01-03022016		EB	320-17155-1	1-Methylnaphthalene	2/16/2016	41	6.7	15	51	J	NG/L
	OT29-EB01-03022016		EB	320-17155-1	2-Methylnaphthalene	2/16/2016	63	5.7	15	51		NG/L
	OT29-EB01-03022016		EB	320-17155-1	Acenaphthene	2/16/2016	14	5.1	15	51	J	NG/L
	OT29-EB01-03022016		EB	320-17155-1	Acenaphthylene	2/16/2016	11	5.1	15	51	J	NG/L
	OT29-EB01-03022016		EB	320-17155-1	Anthracene	2/16/2016	15	4.6	15	51	U	NG/L
	OT29-EB01-03022016		EB	320-17155-1	Benzo[a]anthracene	2/16/2016	15	4.7	15	51	U	NG/L
	OT29-EB01-03022016		EB	320-17155-1	Benzo[a]pyrene	2/16/2016	15	4.5	15	51	U	NG/L
	OT29-EB01-03022016		EB	320-17155-1	Benzo[b]fluoranthene	2/16/2016	31	13	31	51	U	NG/L

Table 5. Trip and Method Blank Data Summary for Groundwater Samples for the Open Detonation Unit, Kirtland Air Force Base, February 2016

Method	Blank ID	Matrix	Blank Type*	SDG	Analyte	Analysis Date	Result	DL	LOD	LOQ	Flag	Units
SW8270SIM												
	OT29-EB01-03022016	WATER	EB	320-17155-1	Benzo[g,h,i]perylene	2/16/2016	15	5.7	15	51	U	NG/L
	OT29-EB01-03022016		EB	320-17155-1	Benzo[k]fluoranthene	2/16/2016	31	8	31	51	U	NG/L
	OT29-EB01-03022016		EB	320-17155-1	Chrysene	2/16/2016	15	4.1	15	51	U	NG/L
	OT29-EB01-03022016		EB	320-17155-1	Dibenz(a,h)anthracene	2/16/2016	31	15	31	51	U	NG/L
	OT29-EB01-03022016		EB	320-17155-1	Fluoranthene	2/16/2016	15	4.4	15	51	U	NG/L
	OT29-EB01-03022016		EB	320-17155-1	Fluorene	2/16/2016	9.6	4.2	15	51	J	NG/L
	OT29-EB01-03022016		EB	320-17155-1	Indeno[1,2,3-cd]pyrene	2/16/2016	31	14	31	51	U	NG/L
	OT29-EB01-03022016		EB	320-17155-1	Naphthalene	2/16/2016	410	5.1	15	51		NG/L
	OT29-EB01-03022016		EB	320-17155-1	Phenanthrene	2/16/2016	15	6.5	15	51	U	NG/L
	OT29-EB01-03022016		EB	320-17155-1	Pyrene	2/16/2016	15	4.3	15	51	U	NG/L
SW8290												
	MB 320-100148/1-A	WATER	LB	320-17155-2	1,2,3,4,6,7,8-HpCDD	2/21/2016	1.26	0.34		50	J	PG/L
	MB 320-100148/1-A		LB	320-17115-2	1,2,3,4,6,7,8-HpCDD	2/21/2016	1.26	0.34		50	J	PG/L
	MB 320-100148/1-A		LB	320-17115-2	1,2,3,4,6,7,8-HpCDF	2/21/2016	1.06	0.28		50	J	PG/L
	MB 320-100148/1-A		LB	320-17155-2	1,2,3,4,6,7,8-HpCDF	2/21/2016	1.06	0.28		50	J	PG/L
	MB 320-100148/1-A		LB	320-17115-2	1,2,3,4,7,8,9-HpCDF	2/21/2016	0.36	0.36		50	U	PG/L
	MB 320-100148/1-A		LB	320-17155-2	1,2,3,4,7,8,9-HpCDF	2/21/2016	0.36	0.36		50	U	PG/L
	MB 320-100148/1-A		LB	320-17155-2	1,2,3,4,7,8-HxCDD	2/21/2016	0.35	0.35		50	U	PG/L
	MB 320-100148/1-A		LB	320-17115-2	1,2,3,4,7,8-HxCDD	2/21/2016	0.35	0.35		50	U	PG/L
	MB 320-100148/1-A		LB	320-17115-2	1,2,3,4,7,8-HxCDF	2/21/2016	0.57	0.29		50	J	PG/L
	MB 320-100148/1-A		LB	320-17155-2	1,2,3,4,7,8-HxCDF	2/21/2016	0.57	0.29		50	J	PG/L
	MB 320-100148/1-A		LB	320-17115-2	1,2,3,6,7,8-HxCDD	2/21/2016	0.34	0.34		50	U	PG/L
	MB 320-100148/1-A		LB	320-17155-2	1,2,3,6,7,8-HxCDD	2/21/2016	0.34	0.34		50	U	PG/L
	MB 320-100148/1-A		LB	320-17155-2	1,2,3,6,7,8-HxCDF	2/21/2016	0.278	0.27		50	J	PG/L
	MB 320-100148/1-A		LB	320-17115-2	1,2,3,6,7,8-HxCDF	2/21/2016	0.278	0.27		50	J	PG/L
	MB 320-100148/1-A		LB	320-17115-2	1,2,3,7,8,9-HxCDD	2/21/2016	0.3	0.3		50	U	PG/L
	MB 320-100148/1-A		LB	320-17155-2	1,2,3,7,8,9-HxCDD	2/21/2016	0.3	0.3		50	U	PG/L
	MB 320-100148/1-A		LB	320-17115-2	1,2,3,7,8,9-HxCDF	2/21/2016	0.443	0.3		50	J	PG/L
	MB 320-100148/1-A		LB	320-17155-2	1,2,3,7,8,9-HxCDF	2/21/2016	0.443	0.3		50	J	PG/L
	MB 320-100148/1-A		LB	320-17155-2	1,2,3,7,8-PeCDD	2/21/2016	0.44	0.44		50	U	PG/L
	MB 320-100148/1-A		LB	320-17115-2	1,2,3,7,8-PeCDD	2/21/2016	0.44	0.44		50	U	PG/L
	MB 320-100148/1-A		LB	320-17155-2	1,2,3,7,8-PeCDF	2/21/2016	0.33	0.33		50	U	PG/L
	MB 320-100148/1-A		LB	320-17115-2	1,2,3,7,8-PeCDF	2/21/2016	0.33	0.33		50	U	PG/L

Table 5. Trip and Method Blank Data Summary for Groundwater Samples for the Open Detonation Unit, Kirtland Air Force Base, February 2016

Method	Blank ID	Matrix	Blank Type*	SDG	Analyte	Analysis Date	Result	DL	LOD	LOQ	Flag	Units
SW8290												
	MB 320-100148/1-A	WATER	LB	320-17115-2	2,3,4,6,7,8-HxCDF	2/21/2016	0.438	0.28		50	J	PG/L
	MB 320-100148/1-A		LB	320-17155-2	2,3,4,6,7,8-HxCDF	2/21/2016	0.438	0.28		50	J	PG/L
	MB 320-100148/1-A		LB	320-17115-2	2,3,4,7,8-PeCDF	2/21/2016	0.34	0.34		50	U	PG/L
	MB 320-100148/1-A		LB	320-17155-2	2,3,4,7,8-PeCDF	2/21/2016	0.34	0.34		50	U	PG/L
	MB 320-100148/1-A		LB	320-17155-2	2,3,7,8-TCDD	2/21/2016	0.35	0.35		10	U	PG/L
	MB 320-100148/1-A		LB	320-17115-2	2,3,7,8-TCDD	2/21/2016	0.35	0.35		10	U	PG/L
	MB 320-100148/1-A		LB	320-17115-2	2,3,7,8-TCDF	2/21/2016	0.25	0.25		10	U	PG/L
	MB 320-100148/1-A		LB	320-17155-2	2,3,7,8-TCDF	2/21/2016	0.25	0.25		10	U	PG/L
	MB 320-100148/1-A		LB	320-17115-2	OCDD	2/21/2016	12.6	0.51		100	J	PG/L
	MB 320-100148/1-A		LB	320-17155-2	OCDD	2/21/2016	12.6	0.51		100	J	PG/L
	MB 320-100148/1-A		LB	320-17155-2	OCDF	2/21/2016	6.65	0.51		100	J	PG/L
	MB 320-100148/1-A		LB	320-17115-2	OCDF	2/21/2016	6.65	0.51		100	J	PG/L
	MB 320-100148/1-A		LB	320-17115-2	Total HpCDD	2/21/2016	2.13	0.34		50	J	PG/L
	MB 320-100148/1-A		LB	320-17155-2	Total HpCDD	2/21/2016	2.13	0.34		50	J	PG/L
	MB 320-100148/1-A		LB	320-17115-2	Total HpCDF	2/21/2016	1.06	0.32		50	J	PG/L
	MB 320-100148/1-A		LB	320-17155-2	Total HpCDF	2/21/2016	1.06	0.32		50	J	PG/L
	MB 320-100148/1-A		LB	320-17155-2	Total HxCDD	2/21/2016	0.35	0.35		50	U	PG/L
	MB 320-100148/1-A		LB	320-17115-2	Total HxCDD	2/21/2016	0.35	0.35		50	U	PG/L
	MB 320-100148/1-A		LB	320-17155-2	Total HxCDF	2/21/2016	1.73	0.29		50	J	PG/L
	MB 320-100148/1-A		LB	320-17115-2	Total HxCDF	2/21/2016	1.73	0.29		50	J	PG/L
	MB 320-100148/1-A		LB	320-17155-2	Total PeCDD	2/21/2016	0.44	0.44		50	U	PG/L
	MB 320-100148/1-A		LB	320-17115-2	Total PeCDD	2/21/2016	0.44	0.44		50	U	PG/L
	MB 320-100148/1-A		LB	320-17155-2	Total PeCDF	2/21/2016	0.34	0.34		50	U	PG/L
	MB 320-100148/1-A		LB	320-17115-2	Total PeCDF	2/21/2016	0.34	0.34		50	U	PG/L
	MB 320-100148/1-A		LB	320-17155-2	Total TCDD	2/21/2016	0.35	0.35		10	U	PG/L
	MB 320-100148/1-A		LB	320-17115-2	Total TCDD	2/21/2016	0.35	0.35		10	U	PG/L
	MB 320-100148/1-A		LB	320-17155-2	Total TCDF	2/21/2016	0.25	0.25		10	U	PG/L
	MB 320-100148/1-A		LB	320-17115-2	Total TCDF	2/21/2016	0.25	0.25		10	U	PG/L
	OT29-EB01-03022016		EB	320-17155-2	1,2,3,4,6,7,8-HpCDD	2/22/2016	0.41	0.41		53	U	PG/L
	OT29-EB01-03022016		EB	320-17155-2	1,2,3,4,6,7,8-HpCDF	2/22/2016	0.35	0.35		53	U	PG/L
	OT29-EB01-03022016		EB	320-17155-2	1,2,3,4,7,8,9-HpCDF	2/22/2016	0.44	0.44		53	U	PG/L
	OT29-EB01-03022016		EB	320-17155-2	1,2,3,4,7,8-HxCDD	2/22/2016	0.34	0.34		53	U	PG/L
	OT29-EB01-03022016		EB	320-17155-2	1,2,3,4,7,8-HxCDF	2/22/2016	0.28	0.28		53	U	PG/L

Table 5. Trip and Method Blank Data Summary for Groundwater Samples for the Open Detonation Unit, Kirtland Air Force Base, February 2016

Method	Blank ID	Matrix	Blank Type*	SDG	Analyte	Analysis Date	Result	DL	LOD	LOQ	Flag	Units
SW8290												
	OT29-EB01-03022016	WATER	EB	320-17155-2	1,2,3,6,7,8-HxCDD	2/22/2016	0.33	0.33		53	U	PG/L
	OT29-EB01-03022016		EB	320-17155-2	1,2,3,6,7,8-HxCDF	2/22/2016	0.25	0.25		53	U	PG/L
	OT29-EB01-03022016		EB	320-17155-2	1,2,3,7,8,9-HxCDD	2/22/2016	0.52	0.29		53	J	PG/L
	OT29-EB01-03022016		EB	320-17155-2	1,2,3,7,8,9-HxCDF	2/22/2016	0.28	0.28		53	U	PG/L
	OT29-EB01-03022016		EB	320-17155-2	1,2,3,7,8-PeCDD	2/22/2016	0.45	0.45		53	U	PG/L
	OT29-EB01-03022016		EB	320-17155-2	1,2,3,7,8-PeCDF	2/22/2016	0.36	0.36		53	U	PG/L
	OT29-EB01-03022016		EB	320-17155-2	2,3,4,6,7,8-HxCDF	2/22/2016	0.27	0.27		53	U	PG/L
	OT29-EB01-03022016		EB	320-17155-2	2,3,4,7,8-PeCDF	2/22/2016	0.36	0.36		53	U	PG/L
	OT29-EB01-03022016		EB	320-17155-2	2,3,7,8-TCDD	2/22/2016	0.33	0.33		11	U	PG/L
	OT29-EB01-03022016		EB	320-17155-2	2,3,7,8-TCDF	2/22/2016	0.25	0.25		11	U	PG/L
	OT29-EB01-03022016		EB	320-17155-2	OCDD	2/22/2016	2.3	0.62		110	J	PG/L
	OT29-EB01-03022016		EB	320-17155-2	OCDF	2/22/2016	4.8	0.67		110	J	PG/L
	OT29-EB01-03022016		EB	320-17155-2	Total HpCDD	2/22/2016	0.7	0.41		53	J	PG/L
	OT29-EB01-03022016		EB	320-17155-2	Total HpCDF	2/22/2016	0.44	0.44		53	U	PG/L
	OT29-EB01-03022016		EB	320-17155-2	Total HxCDD	2/22/2016	0.52	0.32		53	J	PG/L
	OT29-EB01-03022016		EB	320-17155-2	Total HxCDF	2/22/2016	0.28	0.28		53	U	PG/L
	OT29-EB01-03022016		EB	320-17155-2	Total PeCDD	2/22/2016	0.45	0.45		53	U	PG/L
	OT29-EB01-03022016		EB	320-17155-2	Total PeCDF	2/22/2016	0.36	0.36		53	U	PG/L
	OT29-EB01-03022016		EB	320-17155-2	Total TCDD	2/22/2016	0.33	0.33		11	U	PG/L
	OT29-EB01-03022016		EB	320-17155-2	Total TCDF	2/22/2016	0.25	0.25		11	U	PG/L
SW8330B												
	MB 320-100114/1-A	WATER	LB	320-17155-1	1,3,5-Trinitrobenzene	2/21/2016	0.1	0.031	0.1	0.15	U	UG/L
	MB 320-100114/1-A		LB	320-17155-1	1,3-Dinitrobenzene	2/21/2016	0.1	0.05	0.1	0.15	U	UG/L
	MB 320-100114/1-A		LB	320-17155-1	2,4,6-Trinitrotoluene	2/21/2016	0.1	0.05	0.1	0.15	U	UG/L
	MB 320-100114/1-A		LB	320-17155-1	2,4-Dinitrotoluene	2/21/2016	0.1	0.05	0.1	0.13	U	UG/L
	MB 320-100114/1-A		LB	320-17155-1	2,6-Dinitrotoluene	2/21/2016	0.1	0.05	0.1	0.13	U	UG/L
	MB 320-100114/1-A		LB	320-17155-1	2-Amino-4,6-dinitrotoluene	2/21/2016	0.1	0.03	0.1	0.15	U	UG/L
	MB 320-100114/1-A		LB	320-17155-1	2-Nitrotoluene	2/21/2016	0.2	0.088	0.2	0.5	U	UG/L
	MB 320-100114/1-A		LB	320-17155-1	3-Nitrotoluene	2/21/2016	0.2	0.057	0.2	0.5	U	UG/L
	MB 320-100114/1-A		LB	320-17155-1	4-Amino-2,6-dinitrotoluene	2/21/2016	0.1	0.05	0.1	0.15	U	UG/L
	MB 320-100114/1-A		LB	320-17155-1	4-Nitrotoluene	2/21/2016	0.2	0.088	0.2	0.5	U	UG/L
	MB 320-100114/1-A		LB	320-17155-1	HMX	2/21/2016	0.1	0.036	0.1	0.15	U	UG/L
	MB 320-100114/1-A		LB	320-17155-1	Nitrobenzene	2/21/2016	0.1	0.05	0.1	0.15	U	UG/L

Table 5. Trip and Method Blank Data Summary for Groundwater Samples for the Open Detonation Unit, Kirtland Air Force Base, February 2016

Method	Blank ID	Matrix	Blank Type*	SDG	Analyte	Analysis Date	Result	DL	LOD	LOQ	Flag	Units
SW8330B												
	MB 320-100114/1-A	WATER	LB	320-17155-1	Nitroglycerin	2/21/2016	0.75	0.33	0.75	1.5	U	UG/L
	MB 320-100114/1-A		LB	320-17155-1	PETN	2/21/2016	0.75	0.3	0.75	1.5	U	UG/L
	MB 320-100114/1-A		LB	320-17155-1	RDX	2/21/2016	0.1	0.036	0.1	0.15	U	UG/L
	MB 320-100114/1-A		LB	320-17155-1	Tetryl	2/21/2016	0.1	0.05	0.1	0.15	U	UG/L
	MB 320-99998/1-A		LB	320-17115-1	1,3,5-Trinitrobenzene	2/20/2016	0.1	0.031	0.1	0.15	U	UG/L
	MB 320-99998/1-A		LB	320-17115-1	1,3-Dinitrobenzene	2/20/2016	0.1	0.05	0.1	0.15	U	UG/L
	MB 320-99998/1-A		LB	320-17115-1	2,4,6-Trinitrotoluene	2/20/2016	0.1	0.05	0.1	0.15	U	UG/L
	MB 320-99998/1-A		LB	320-17115-1	2,4-Dinitrotoluene	2/20/2016	0.1	0.05	0.1	0.13	U	UG/L
	MB 320-99998/1-A		LB	320-17115-1	2,6-Dinitrotoluene	2/20/2016	0.1	0.05	0.1	0.13	U	UG/L
	MB 320-99998/1-A		LB	320-17115-1	2-Amino-4,6-dinitrotoluene	2/20/2016	0.1	0.03	0.1	0.15	U	UG/L
	MB 320-99998/1-A		LB	320-17115-1	2-Nitrotoluene	2/20/2016	0.2	0.088	0.2	0.5	U	UG/L
	MB 320-99998/1-A		LB	320-17115-1	3-Nitrotoluene	2/20/2016	0.2	0.057	0.2	0.5	U	UG/L
	MB 320-99998/1-A		LB	320-17115-1	4-Amino-2,6-dinitrotoluene	2/20/2016	0.1	0.05	0.1	0.15	U	UG/L
	MB 320-99998/1-A		LB	320-17115-1	4-Nitrotoluene	2/20/2016	0.2	0.088	0.2	0.5	U	UG/L
	MB 320-99998/1-A		LB	320-17115-1	HMX	2/20/2016	0.1	0.036	0.1	0.15	U	UG/L
	MB 320-99998/1-A		LB	320-17115-1	Nitrobenzene	2/20/2016	0.1	0.05	0.1	0.15	U	UG/L
	MB 320-99998/1-A		LB	320-17115-1	Nitroglycerin	2/20/2016	0.75	0.33	0.75	1.5	U	UG/L
	MB 320-99998/1-A		LB	320-17115-1	PETN	2/20/2016	0.75	0.3	0.75	1.5	U	UG/L
	MB 320-99998/1-A		LB	320-17115-1	RDX	2/20/2016	0.1	0.036	0.1	0.15	U	UG/L
	MB 320-99998/1-A		LB	320-17115-1	Tetryl	2/20/2016	0.1	0.05	0.1	0.15	U	UG/L
	OT29-EB01-03022016		EB	320-17155-1	1,3,5-Trinitrobenzene	2/21/2016	0.1	0.032	0.1	0.16	U	UG/L
	OT29-EB01-03022016		EB	320-17155-1	1,3-Dinitrobenzene	2/21/2016	0.1	0.052	0.1	0.16	U	UG/L
	OT29-EB01-03022016		EB	320-17155-1	2,4,6-Trinitrotoluene	2/21/2016	0.1	0.052	0.1	0.16	U	UG/L
	OT29-EB01-03022016		EB	320-17155-1	2,4-Dinitrotoluene	2/21/2016	0.1	0.052	0.1	0.13	U	UG/L
	OT29-EB01-03022016		EB	320-17155-1	2,6-Dinitrotoluene	2/21/2016	0.1	0.052	0.1	0.13	U	UG/L
	OT29-EB01-03022016		EB	320-17155-1	2-Amino-4,6-dinitrotoluene	2/21/2016	0.1	0.031	0.1	0.16	U	UG/L
	OT29-EB01-03022016		EB	320-17155-1	2-Nitrotoluene	2/21/2016	0.21	0.091	0.21	0.52	U	UG/L
	OT29-EB01-03022016		EB	320-17155-1	3-Nitrotoluene	2/21/2016	0.21	0.059	0.21	0.52	U	UG/L
	OT29-EB01-03022016		EB	320-17155-1	4-Amino-2,6-dinitrotoluene	2/21/2016	0.1	0.052	0.1	0.16	U	UG/L
	OT29-EB01-03022016		EB	320-17155-1	4-Nitrotoluene	2/21/2016	0.21	0.091	0.21	0.52	U	UG/L
	OT29-EB01-03022016		EB	320-17155-1	HMX	2/21/2016	0.1	0.037	0.1	0.16	U	UG/L
	OT29-EB01-03022016		EB	320-17155-1	Nitrobenzene	2/21/2016	0.1	0.052	0.1	0.16	U	UG/L
	OT29-EB01-03022016		EB	320-17155-1	Nitroglycerin	2/21/2016	0.78	0.34	0.78	1.6	U	UG/L

Table 5. Trip and Method Blank Data Summary for Groundwater Samples for the Open Detonation Unit, Kirtland Air Force Base, February 2016

Method	Blank ID	Matrix	Blank Type*	SDG	Analyte	Analysis Date	Result	DL	LOD	LOQ	Flag	Units
SW8330B												
	OT29-EB01-03022016	WATER	EB	320-17155-1	PETN	2/21/2016	0.78	0.31	0.78	1.6	U	UG/L
	OT29-EB01-03022016		EB	320-17155-1	RDX	2/21/2016	0.1	0.037	0.1	0.16	U	UG/L
	OT29-EB01-03022016		EB	320-17155-1	Tetryl	2/21/2016	0.1	0.052	0.1	0.16	U	UG/L
SW9034												
	MB 280-313116/3-A	WATER	LB	320-17115-1	Sulfide	2/9/2016	1.9	0.79	1.9	4	U	MG/L
	MB 280-313149/2-A		LB	320-17155-1	Sulfide	2/10/2016	1.9	0.79	1.9	4	U	MG/L
	OT29-EB01-03022016		EB	320-17155-1	Sulfide	2/10/2016	1.9	0.79	1.9	4	U	MG/L
SW9056												
	MB 320-100865/10	WATER	LB	320-17155-1	Bromide	2/4/2016	0.2	0.088	0.2	0.5	U	MG/L
	MB 320-100865/10		LB	320-17115-1	Bromide	2/4/2016	0.2	0.088	0.2	0.5	U	MG/L
	MB 320-100865/10		LB	320-17115-1	Chloride	2/4/2016	0.1	0.037	0.1	1	U	MG/L
	MB 320-100865/10		LB	320-17155-1	Chloride	2/4/2016	0.1	0.037	0.1	1	U	MG/L
	MB 320-100865/10		LB	320-17115-1	Fluoride	2/4/2016	0.2	0.059	0.2	0.5	U	MG/L
	MB 320-100865/10		LB	320-17155-1	Fluoride	2/4/2016	0.2	0.059	0.2	0.5	U	MG/L
	MB 320-100865/10		LB	320-17155-1	Sulfate	2/4/2016	0.15	0.049	0.15	1	U	MG/L
	MB 320-100865/10		LB	320-17115-1	Sulfate	2/4/2016	0.15	0.049	0.15	1	U	MG/L
	MB 320-100866/10		LB	320-17155-1	Nitrate as N	2/4/2016	0.03	0.022	0.03	0.05	U	MG/L
	MB 320-100866/10		LB	320-17115-1	Nitrate as N	2/4/2016	0.03	0.022	0.03	0.05	U	MG/L
	MB 320-100866/10		LB	320-17155-1	Nitrite as N	2/4/2016	0.03	0.016	0.03	0.05	U	MG/L
	MB 320-100866/10		LB	320-17115-1	Nitrite as N	2/4/2016	0.03	0.016	0.03	0.05	U	MG/L
	MB 320-100995/3		LB	320-17115-1	Chloride	2/18/2016	0.1	0.037	0.1	1	U	MG/L
	OT29-EB01-03022016		EB	320-17155-1	Bromide	2/4/2016	0.2	0.088	0.2	0.5	U	MG/L
	OT29-EB01-03022016		EB	320-17155-1	Chloride	2/4/2016	0.16	0.037	0.1	1	J	MG/L
	OT29-EB01-03022016		EB	320-17155-1	Fluoride	2/4/2016	0.2	0.059	0.2	0.5	U	MG/L
	OT29-EB01-03022016		EB	320-17155-1	Nitrate as N	2/4/2016	0.03	0.022	0.03	0.05	U	MG/L
	OT29-EB01-03022016		EB	320-17155-1	Nitrite as N	2/4/2016	0.03	0.016	0.03	0.05	U	MG/L
	OT29-EB01-03022016		EB	320-17155-1	Sulfate	2/4/2016	0.15	0.049	0.15	1	U	MG/L
SW9060												
	MB 280-313557/35	WATER	LB	320-17155-1	Total Organic Carbon - Duplicates	2/16/2016	0.5	0.16	0.5	1	U	MG/L
	MB 280-313557/35		LB	320-17115-1	Total Organic Carbon - Duplicates	2/16/2016	0.5	0.16	0.5	1	U	MG/L
	OT29-EB01-03022016		EB	320-17155-1	Total Organic Carbon - Duplicates	2/16/2016	0.5	0.16	0.5	1	U	MG/L

Table 5. Trip and Method Blank Data Summary for Groundwater Samples for the Open Detonation Unit, Kirtland Air Force Base, February 2016

Method	Blank ID	Matrix	Blank Type*	SDG	Analyte	Analysis Date	Result	DL	LOD	LOQ	Flag	Units

*** Blank Type**

LB = Method Blank
TB = Trip Blank

Qualifier Description
U = The analyte was analyzed for, but not detected. The associated numerical value is at or below the Limit of Detection (LOD).
J = The analyte was positively identified but the associated numerical value is below the Limit of Quantitation (LOQ).

Table 6. Laboratory Control Samples Data Summary for Groundwater Samples for the Open Detonation Unit, Kirtland Air Force Base, February 2016

Method	LabSample ID	Matrix	SDG	Analyte	% Recovery	Lower Control Limit	Upper Control Limit
A2320							
	LCS-204788	WATER	78674	Alkalinity	102	90	110
	LCS-204788		78674	Bicarbonate Alkalinity as CaC	93.2	90	110
	LCS-204788B		78663	Alkalinity	102	90	110
	LCS-204788B		78663	Bicarbonate Alkalinity as CaC	93.2	90	110
E350.1							
	LCS 280-313490/18	WATER	320-17115-1	Ammonia as N	100	90	110
	LCS 280-314095/18		320-17155-1	Ammonia as N	98	90	110
	LCS 280-314095/59		320-17155-1	Ammonia as N	97	90	110
	LCS 280-314710/18		320-17155-1	Ammonia as N	104	90	110
	LCSD 280-313490/19		320-17115-1	Ammonia as N	98	90	110
	LCSD 280-314095/19		320-17155-1	Ammonia as N	102	90	110
	LCSD 280-314095/60		320-17155-1	Ammonia as N	102	90	110
	LCSD 280-314710/19		320-17155-1	Ammonia as N	106	90	110
EPA 7580							
	487635	WATER	1603432	White Phosphorus	112.64	62	129
	487635		1603560	White Phosphorus	112.64	62	129
SM2540C							
	LCS 320-100080/2	WATER	320-17115-1	Total Dissolved Solids	97	90	110
	LCS 320-100185/2		320-17155-1	Total Dissolved Solids	98	90	110
	LCS 320-100352/2		320-17155-1	**Total Dissolved Solids**	**89**	**90**	**110**
SW6010B							
	LCS 320-100707/2-A	WATER	320-17115-1	Boron	107	80	120
	LCS 320-100707/2-A		320-17155-1	Boron	107	80	120
	LCS 320-100707/2-A		320-17155-1	Calcium	104	80	120
	LCS 320-100707/2-A		320-17115-1	Calcium	104	80	120
	LCS 320-100707/2-A		320-17115-1	Iron	102	80	120
	LCS 320-100707/2-A		320-17155-1	Iron	102	80	120
	LCS 320-100707/2-A		320-17115-1	Magnesium	102	80	120
	LCS 320-100707/2-A		320-17155-1	Magnesium	102	80	120
	LCS 320-100707/2-A		320-17115-1	Sodium	101	80	120
	LCS 320-100707/2-A		320-17155-1	Sodium	101	80	120
SW6020							
	LCS 320-100706/2-A	WATER	320-17155-1	Antimony	105	80	120
	LCS 320-100706/2-A		320-17115-1	Antimony	105	80	120
	LCS 320-100706/2-A		320-17155-1	Arsenic	99	80	120
	LCS 320-100706/2-A		320-17115-1	Arsenic	99	80	120
	LCS 320-100706/2-A		320-17155-1	Barium	98	80	120
	LCS 320-100706/2-A		320-17115-1	Barium	98	80	120
	LCS 320-100706/2-A		320-17155-1	Beryllium	100	80	120
	LCS 320-100706/2-A		320-17115-1	Beryllium	100	80	120
	LCS 320-100706/2-A		320-17115-1	Cadmium	99	80	120
	LCS 320-100706/2-A		320-17155-1	Cadmium	99	80	120

Table 6. Laboratory Control Samples Data Summary for Groundwater Samples for the Open Detonation Unit, Kirtland Air Force Base, February 2016

Method	LabSample ID	Matrix	SDG	Analyte	% Recovery	Lower Control Limit	Upper Control Limit
SW6020							
	LCS 320-100706/2-A	WATER	320-17115-1	Chromium	102	80	120
	LCS 320-100706/2-A		320-17155-1	Chromium	102	80	120
	LCS 320-100706/2-A		320-17115-1	Cobalt	104	80	120
	LCS 320-100706/2-A		320-17155-1	Cobalt	104	80	120
	LCS 320-100706/2-A		320-17155-1	Copper	104	80	120
	LCS 320-100706/2-A		320-17115-1	Copper	104	80	120
	LCS 320-100706/2-A		320-17155-1	Lead	103	80	120
	LCS 320-100706/2-A		320-17115-1	Lead	103	80	120
	LCS 320-100706/2-A		320-17115-1	Lithium	96	80	120
	LCS 320-100706/2-A		320-17155-1	Lithium	96	80	120
	LCS 320-100706/2-A		320-17155-1	Manganese	99	80	120
	LCS 320-100706/2-A		320-17115-1	Manganese	99	80	120
	LCS 320-100706/2-A		320-17155-1	Molybdenum	103	80	120
	LCS 320-100706/2-A		320-17115-1	Molybdenum	103	80	120
	LCS 320-100706/2-A		320-17155-1	Nickel	103	80	120
	LCS 320-100706/2-A		320-17115-1	Nickel	103	80	120
	LCS 320-100706/2-A		320-17155-1	Potassium	97	80	120
	LCS 320-100706/2-A		320-17115-1	Potassium	97	80	120
	LCS 320-100706/2-A		320-17155-1	Selenium	100	80	120
	LCS 320-100706/2-A		320-17115-1	Selenium	100	80	120
	LCS 320-100706/2-A		320-17155-1	Silver	101	80	120
	LCS 320-100706/2-A		320-17115-1	Silver	101	80	120
	LCS 320-100706/2-A		320-17155-1	Strontium	101	80	120
	LCS 320-100706/2-A		320-17115-1	Strontium	101	80	120
	LCS 320-100706/2-A		320-17155-1	Thallium	104	80	120
	LCS 320-100706/2-A		320-17115-1	Thallium	104	80	120
	LCS 320-100706/2-A		320-17155-1	Tin	99	80	120
	LCS 320-100706/2-A		320-17115-1	Tin	99	80	120
	LCS 320-100706/2-A		320-17155-1	Vanadium	100	80	120
	LCS 320-100706/2-A		320-17115-1	Vanadium	100	80	120
	LCS 320-100706/2-A		320-17155-1	Zinc	103	80	120
	LCS 320-100706/2-A		320-17115-1	Zinc	103	80	120
SW6850							
	LCS 320-100102/2-A	WATER	320-17115-1	Perchlorate	104	80	120
	LCS 320-100102/2-A		320-17155-1	Perchlorate	104	80	120
SW7470A							
	LCS 320-100283/12-A	WATER	320-17155-1	Mercury	100	80	120
	LCS 320-100283/12-A		320-17115-1	Mercury	100	80	120
SW8011							
	LCS 680-421369/11-A	WATER	320-17155-1	1,2,3-Trichloropropane	121	70	130
	LCS 680-421369/11-A		320-17115-1	1,2,3-Trichloropropane	121	70	130
	LCS 680-421369/11-A		320-17115-1	1,2-Dibromo-3-Chloropropane	93	70	130

Table 6. Laboratory Control Samples Data Summary for Groundwater Samples for the Open Detonation Unit, Kirtland Air Force Base, February 2016

Method	LabSample ID	Matrix	SDG	Analyte	% Recovery	Lower Control Limit	Upper Control Limit
SW8011							
	LCS 680-421369/11-A	WATER	320-17155-1	1,2-Dibromo-3-Chloropropane	93	70	130
	LCS 680-421369/11-A		320-17115-1	1,2-Dibromoethane (EDB)	93	70	130
	LCS 680-421369/11-A		320-17155-1	1,2-Dibromoethane (EDB)	93	70	130
SW8260B							
	LCS 320-100170/3	WATER	320-17155-1	1,1,1-Trichloroethane	98	65	130
	LCS 320-100170/3		320-17155-1	1,1,2,2-Tetrachloroethane	96	65	130
	LCS 320-100170/3		320-17155-1	1,1,2-Trichloro-1,2,2-trifluoroet	71	64	125
	LCS 320-100170/3		320-17155-1	1,1,2-Trichloroethane	109	70	125
	LCS 320-100170/3		320-17155-1	1,1-Dichloroethane	103	70	135
	LCS 320-100170/3		320-17155-1	1,1-Dichloroethene	88	70	130
	LCS 320-100170/3		320-17155-1	1,2,3-Trichlorobenzene	90	55	140
	LCS 320-100170/3		320-17155-1	1,2,4-Trichlorobenzene	90	65	135
	LCS 320-100170/3		320-17155-1	1,2,4-Trimethylbenzene	92	75	130
	LCS 320-100170/3		320-17155-1	1,2-Dichlorobenzene	91	70	120
	LCS 320-100170/3		320-17155-1	1,2-Dichloroethane	99	70	130
	LCS 320-100170/3		320-17155-1	1,2-Dichloropropane	108	75	125
	LCS 320-100170/3		320-17155-1	1,3,5-Trimethylbenzene	92	75	130
	LCS 320-100170/3		320-17155-1	1,3-Dichlorobenzene	95	75	125
	LCS 320-100170/3		320-17155-1	1,4-Dichlorobenzene	94	75	125
	LCS 320-100170/3		320-17155-1	2-Butanone (MEK)	104	30	150
	LCS 320-100170/3		320-17155-1	2-Hexanone	95	55	130
	LCS 320-100170/3		320-17155-1	4-Methyl-2-pentanone (MIBK)	106	60	135
	LCS 320-100170/3		320-17155-1	Acetone	99	40	140
	LCS 320-100170/3		320-17155-1	Benzene	105	80	120
	LCS 320-100170/3		320-17155-1	Bromochloromethane	106	65	130
	LCS 320-100170/3		320-17155-1	Bromodichloromethane	107	65	130
	LCS 320-100170/3		320-17155-1	Bromoform	115	70	120
	LCS 320-100170/3		320-17155-1	Bromomethane	97	30	145
	LCS 320-100170/3		320-17155-1	Carbon disulfide	86	35	160
	LCS 320-100170/3		320-17155-1	Carbon tetrachloride	104	65	140
	LCS 320-100170/3		320-17155-1	Chlorobenzene	99	80	120
	LCS 320-100170/3		320-17155-1	Chloroethane	94	60	135
	LCS 320-100170/3		320-17155-1	Chloroform	104	65	135
	LCS 320-100170/3		320-17155-1	Chloromethane	91	40	125
	LCS 320-100170/3		320-17155-1	cis-1,2-Dichloroethene	105	70	125
	LCS 320-100170/3		320-17155-1	cis-1,3-Dichloropropene	111	70	130
	LCS 320-100170/3		320-17155-1	Cyclohexane	76	65	121
	LCS 320-100170/3		320-17155-1	Dibromochloromethane	109	60	135
	LCS 320-100170/3		320-17155-1	Dichlorodifluoromethane	77	30	155
	LCS 320-100170/3		320-17155-1	Ethylbenzene	96	75	125
	LCS 320-100170/3		320-17155-1	Isopropylbenzene	92	75	125
	LCS 320-100170/3		320-17155-1	Methyl tert-butyl ether	91	71	125

Table 6. Laboratory Control Samples Data Summary for Groundwater Samples for the Open Detonation Unit, Kirtland Air Force Base, February 2016

Method	LabSample ID	Matrix	SDG	Analyte	% Recovery	Lower Control Limit	Upper Control Limit
SW8260B							
	LCS 320-100170/3	WATER	320-17155-1	Methylene Chloride	95	55	140
	LCS 320-100170/3		320-17155-1	m-Xylene & p-Xylene	94	75	130
	LCS 320-100170/3		320-17155-1	Naphthalene	85	55	140
	LCS 320-100170/3		320-17155-1	o-Xylene	94	80	120
	LCS 320-100170/3		320-17155-1	Styrene	98	65	135
	LCS 320-100170/3		320-17155-1	Tetrachloroethene	97	45	150
	LCS 320-100170/3		320-17155-1	Toluene	105	75	120
	LCS 320-100170/3		320-17155-1	trans-1,2-Dichloroethene	103	60	140
	LCS 320-100170/3		320-17155-1	trans-1,3-Dichloropropene	120	55	140
	LCS 320-100170/3		320-17155-1	Trichloroethene	102	70	125
	LCS 320-100170/3		320-17155-1	Trichlorofluoromethane	91	60	145
	LCS 320-100170/3		320-17155-1	Vinyl chloride	93	50	136
	LCS 320-99976/3		320-17115-1	1,1,1-Trichloroethane	99	65	130
	LCS 320-99976/3		320-17115-1	1,1,2,2-Tetrachloroethane	109	65	130
	LCS 320-99976/3		320-17115-1	1,1,2-Trichloro-1,2,2-trifluoroet	96	64	125
	LCS 320-99976/3		320-17115-1	1,1,2-Trichloroethane	107	70	125
	LCS 320-99976/3		320-17115-1	1,1-Dichloroethane	102	70	135
	LCS 320-99976/3		320-17115-1	1,1-Dichloroethene	97	70	130
	LCS 320-99976/3		320-17115-1	1,2,3-Trichlorobenzene	92	55	140
	LCS 320-99976/3		320-17115-1	1,2,4-Trichlorobenzene	89	65	135
	LCS 320-99976/3		320-17115-1	1,2,4-Trimethylbenzene	100	75	130
	LCS 320-99976/3		320-17115-1	1,2-Dichlorobenzene	98	70	120
	LCS 320-99976/3		320-17115-1	1,2-Dichloroethane	98	70	130
	LCS 320-99976/3		320-17115-1	1,2-Dichloropropane	104	75	125
	LCS 320-99976/3		320-17115-1	1,3,5-Trimethylbenzene	99	75	130
	LCS 320-99976/3		320-17115-1	1,3-Dichlorobenzene	100	75	125
	LCS 320-99976/3		320-17115-1	1,4-Dichlorobenzene	100	75	125
	LCS 320-99976/3		320-17115-1	2-Butanone (MEK)	102	30	150
	LCS 320-99976/3		320-17115-1	2-Hexanone	97	55	130
	LCS 320-99976/3		320-17115-1	4-Methyl-2-pentanone (MIBK)	107	60	135
	LCS 320-99976/3		320-17115-1	Acetone	93	40	140
	LCS 320-99976/3		320-17115-1	Benzene	105	80	120
	LCS 320-99976/3		320-17115-1	Bromochloromethane	105	65	130
	LCS 320-99976/3		320-17115-1	Bromodichloromethane	107	65	130
	LCS 320-99976/3		320-17115-1	Bromoform	109	70	120
	LCS 320-99976/3		320-17115-1	Bromomethane	90	30	145
	LCS 320-99976/3		320-17115-1	Carbon disulfide	96	35	160
	LCS 320-99976/3		320-17115-1	Carbon tetrachloride	106	65	140
	LCS 320-99976/3		320-17115-1	Chlorobenzene	100	80	120
	LCS 320-99976/3		320-17115-1	Chloroethane	89	60	135
	LCS 320-99976/3		320-17115-1	Chloroform	103	65	135
	LCS 320-99976/3		320-17115-1	Chloromethane	89	40	125

Table 6. Laboratory Control Samples Data Summary for Groundwater Samples for the Open Detonation Unit, Kirtland Air Force Base, February 2016

Method	LabSample ID	Matrix	SDG	Analyte	% Recovery	Lower Control Limit	Upper Control Limit
SW8260B							
	LCS 320-99976/3	WATER	320-17115-1	cis-1,2-Dichloroethene	103	70	125
	LCS 320-99976/3		320-17115-1	cis-1,3-Dichloropropene	106	70	130
	LCS 320-99976/3		320-17115-1	Cyclohexane	100	65	121
	LCS 320-99976/3		320-17115-1	Dibromochloromethane	106	60	135
	LCS 320-99976/3		320-17115-1	Dichlorodifluoromethane	87	30	155
	LCS 320-99976/3		320-17115-1	Ethylbenzene	100	75	125
	LCS 320-99976/3		320-17115-1	Isopropylbenzene	97	75	125
	LCS 320-99976/3		320-17115-1	Methyl tert-butyl ether	93	71	125
	LCS 320-99976/3		320-17115-1	Methylene Chloride	101	55	140
	LCS 320-99976/3		320-17115-1	m-Xylene & p-Xylene	98	75	130
	LCS 320-99976/3		320-17115-1	Naphthalene	88	55	140
	LCS 320-99976/3		320-17115-1	o-Xylene	98	80	120
	LCS 320-99976/3		320-17115-1	Styrene	102	65	135
	LCS 320-99976/3		320-17115-1	Tetrachloroethene	99	45	150
	LCS 320-99976/3		320-17115-1	Toluene	103	75	120
	LCS 320-99976/3		320-17115-1	trans-1,2-Dichloroethene	104	60	140
	LCS 320-99976/3		320-17115-1	trans-1,3-Dichloropropene	112	55	140
	LCS 320-99976/3		320-17115-1	Trichloroethene	98	70	125
	LCS 320-99976/3		320-17115-1	Trichlorofluoromethane	100	60	145
	LCS 320-99976/3		320-17115-1	Vinyl chloride	91	50	136
	LCSD 320-99976/4		320-17115-1	1,1,1-Trichloroethane	97	65	130
	LCSD 320-99976/4		320-17115-1	1,1,2,2-Tetrachloroethane	101	65	130
	LCSD 320-99976/4		320-17115-1	1,1,2-Trichloro-1,2,2-trifluoroet	96	64	125
	LCSD 320-99976/4		320-17115-1	1,1,2-Trichloroethane	103	70	125
	LCSD 320-99976/4		320-17115-1	1,1-Dichloroethane	98	70	135
	LCSD 320-99976/4		320-17115-1	1,1-Dichloroethene	98	70	130
	LCSD 320-99976/4		320-17115-1	1,2,3-Trichlorobenzene	89	55	140
	LCSD 320-99976/4		320-17115-1	1,2,4-Trichlorobenzene	88	65	135
	LCSD 320-99976/4		320-17115-1	1,2,4-Trimethylbenzene	96	75	130
	LCSD 320-99976/4		320-17115-1	1,2-Dichlorobenzene	93	70	120
	LCSD 320-99976/4		320-17115-1	1,2-Dichloroethane	94	70	130
	LCSD 320-99976/4		320-17115-1	1,2-Dichloropropane	102	75	125
	LCSD 320-99976/4		320-17115-1	1,3,5-Trimethylbenzene	94	75	130
	LCSD 320-99976/4		320-17115-1	1,3-Dichlorobenzene	96	75	125
	LCSD 320-99976/4		320-17115-1	1,4-Dichlorobenzene	96	75	125
	LCSD 320-99976/4		320-17115-1	2-Butanone (MEK)	98	30	150
	LCSD 320-99976/4		320-17115-1	2-Hexanone	97	55	130
	LCSD 320-99976/4		320-17115-1	4-Methyl-2-pentanone (MIBK)	102	60	135
	LCSD 320-99976/4		320-17115-1	Acetone	93	40	140
	LCSD 320-99976/4		320-17115-1	Benzene	102	80	120
	LCSD 320-99976/4		320-17115-1	Bromochloromethane	100	65	130
	LCSD 320-99976/4		320-17115-1	Bromodichloromethane	99	65	130

Table 6. Laboratory Control Samples Data Summary for Groundwater Samples for the Open Detonation Unit, Kirtland Air Force Base, February 2016

Method	LabSample ID	Matrix	SDG	Analyte	% Recovery	Lower Control Limit	Upper Control Limit
SW8260B							
	LCSD 320-99976/4	WATER	320-17115-1	Bromoform	107	70	120
	LCSD 320-99976/4		320-17115-1	Bromomethane	84	30	145
	LCSD 320-99976/4		320-17115-1	Carbon disulfide	95	35	160
	LCSD 320-99976/4		320-17115-1	Carbon tetrachloride	103	65	140
	LCSD 320-99976/4		320-17115-1	Chlorobenzene	98	80	120
	LCSD 320-99976/4		320-17115-1	Chloroethane	84	60	135
	LCSD 320-99976/4		320-17115-1	Chloroform	99	65	135
	LCSD 320-99976/4		320-17115-1	Chloromethane	85	40	125
	LCSD 320-99976/4		320-17115-1	cis-1,2-Dichloroethene	100	70	125
	LCSD 320-99976/4		320-17115-1	cis-1,3-Dichloropropene	100	70	130
	LCSD 320-99976/4		320-17115-1	Cyclohexane	97	65	121
	LCSD 320-99976/4		320-17115-1	Dibromochloromethane	103	60	135
	LCSD 320-99976/4		320-17115-1	Dichlorodifluoromethane	83	30	155
	LCSD 320-99976/4		320-17115-1	Ethylbenzene	98	75	125
	LCSD 320-99976/4		320-17115-1	Isopropylbenzene	96	75	125
	LCSD 320-99976/4		320-17115-1	Methyl tert-butyl ether	87	71	125
	LCSD 320-99976/4		320-17115-1	Methylene Chloride	98	55	140
	LCSD 320-99976/4		320-17115-1	m-Xylene & p-Xylene	98	75	130
	LCSD 320-99976/4		320-17115-1	Naphthalene	84	55	140
	LCSD 320-99976/4		320-17115-1	o-Xylene	96	80	120
	LCSD 320-99976/4		320-17115-1	Styrene	101	65	135
	LCSD 320-99976/4		320-17115-1	Tetrachloroethene	101	45	150
	LCSD 320-99976/4		320-17115-1	Toluene	101	75	120
	LCSD 320-99976/4		320-17115-1	trans-1,2-Dichloroethene	99	60	140
	LCSD 320-99976/4		320-17115-1	trans-1,3-Dichloropropene	107	55	140
	LCSD 320-99976/4		320-17115-1	Trichloroethene	95	70	125
	LCSD 320-99976/4		320-17115-1	Trichlorofluoromethane	95	60	145
	LCSD 320-99976/4		320-17115-1	Vinyl chloride	90	50	136
SW8270							
	LCS 320-100298/2-A	WATER	320-17115-1	1,2,4,5-Tetrachlorobenzene	74	41	103
	LCS 320-100298/2-A		320-17155-1	1,2,4,5-Tetrachlorobenzene	74	41	103
	LCS 320-100298/2-A		320-17155-1	2,4,5-Trichlorophenol	95	50	110
	LCS 320-100298/2-A		320-17115-1	2,4,5-Trichlorophenol	95	50	110
	LCS 320-100298/2-A		320-17115-1	2,4,6-Trichlorophenol	92	50	115
	LCS 320-100298/2-A		320-17155-1	2,4,6-Trichlorophenol	92	50	115
	LCS 320-100298/2-A		320-17115-1	2,4-Dichlorophenol	83	50	105
	LCS 320-100298/2-A		320-17155-1	2,4-Dichlorophenol	83	50	105
	LCS 320-100298/2-A		320-17155-1	2,4-Dimethylphenol	79	30	110
	LCS 320-100298/2-A		320-17115-1	2,4-Dimethylphenol	79	30	110
	LCS 320-100298/2-A		320-17155-1	2,4-Dinitrotoluene	94	50	120
	LCS 320-100298/2-A		320-17115-1	2,4-Dinitrotoluene	94	50	120
	LCS 320-100298/2-A		320-17155-1	2,6-Dichlorophenol	85	70	130

Table 6. Laboratory Control Samples Data Summary for Groundwater Samples for the Open Detonation Unit, Kirtland Air Force Base, February 2016

Method	LabSample ID	Matrix	SDG	Analyte	% Recovery	Lower Control Limit	Upper Control Limit
SW8270							
	LCS 320-100298/2-A	WATER	320-17115-1	2,6-Dichlorophenol	85	70	130
	LCS 320-100298/2-A		320-17155-1	2,6-Dinitrotoluene	95	50	115
	LCS 320-100298/2-A		320-17115-1	2,6-Dinitrotoluene	95	50	115
	LCS 320-100298/2-A		320-17155-1	2-Chloronaphthalene	76	50	105
	LCS 320-100298/2-A		320-17115-1	2-Chloronaphthalene	76	50	105
	LCS 320-100298/2-A		320-17115-1	2-Chlorophenol	80	35	105
	LCS 320-100298/2-A		320-17155-1	2-Chlorophenol	80	35	105
	LCS 320-100298/2-A		320-17155-1	2-Methylphenol	75	40	110
	LCS 320-100298/2-A		320-17115-1	2-Methylphenol	75	40	110
	LCS 320-100298/2-A		320-17155-1	2-Nitroaniline	91	50	115
	LCS 320-100298/2-A		320-17115-1	2-Nitroaniline	91	50	115
	LCS 320-100298/2-A		320-17155-1	2-Nitrophenol	95	40	115
	LCS 320-100298/2-A		320-17115-1	2-Nitrophenol	95	40	115
	LCS 320-100298/2-A		320-17155-1	3,3'-Dichlorobenzidine	90	20	110
	LCS 320-100298/2-A		320-17115-1	3,3'-Dichlorobenzidine	90	20	110
	LCS 320-100298/2-A		320-17115-1	3-Methylphenol & 4-Methylphe	70	30	110
	LCS 320-100298/2-A		320-17155-1	3-Methylphenol & 4-Methylphe	70	30	110
	LCS 320-100298/2-A		320-17155-1	3-Nitroaniline	84	20	125
	LCS 320-100298/2-A		320-17115-1	3-Nitroaniline	84	20	125
	LCS 320-100298/2-A		320-17155-1	4,6-Dinitro-2-methylphenol	95	40	130
	LCS 320-100298/2-A		320-17115-1	4,6-Dinitro-2-methylphenol	95	40	130
	LCS 320-100298/2-A		320-17155-1	4-Bromophenyl phenyl ether	92	50	115
	LCS 320-100298/2-A		320-17115-1	4-Bromophenyl phenyl ether	92	50	115
	LCS 320-100298/2-A		320-17115-1	4-Chloro-3-methylphenol	87	45	110
	LCS 320-100298/2-A		320-17155-1	4-Chloro-3-methylphenol	87	45	110
	LCS 320-100298/2-A		320-17155-1	4-Chloroaniline	70	15	110
	LCS 320-100298/2-A		320-17115-1	4-Chloroaniline	70	15	110
	LCS 320-100298/2-A		320-17155-1	4-Chlorophenyl phenyl ether	83	50	110
	LCS 320-100298/2-A		320-17115-1	4-Chlorophenyl phenyl ether	83	50	110
	LCS 320-100298/2-A		320-17115-1	4-Nitroaniline	96	35	120
	LCS 320-100298/2-A		320-17155-1	4-Nitroaniline	96	35	120
	LCS 320-100298/2-A		320-17155-1	4-Nitrophenol	48	0	125
	LCS 320-100298/2-A		320-17115-1	4-Nitrophenol	48	0	125
	LCS 320-100298/2-A		320-17155-1	Acetophenone	78	70	130
	LCS 320-100298/2-A		320-17115-1	Acetophenone	78	70	130
	LCS 320-100298/2-A		320-17115-1	Azobenzene	78	55	115
	LCS 320-100298/2-A		320-17155-1	Azobenzene	78	55	115
	LCS 320-100298/2-A		320-17115-1	Benzaldehyde	77	70	130
	LCS 320-100298/2-A		320-17155-1	Benzaldehyde	77	70	130
	LCS 320-100298/2-A		320-17155-1	Biphenyl	77	47	101
	LCS 320-100298/2-A		320-17115-1	Biphenyl	77	47	101
	LCS 320-100298/2-A		320-17155-1	bis (2-chloroisopropyl) ether	67	25	130

Table 6. Laboratory Control Samples Data Summary for Groundwater Samples for the Open Detonation Unit, Kirtland Air Force Base, February 2016

Method	LabSample ID	Matrix	SDG	Analyte	% Recovery	Lower Control Limit	Upper Control Limit
SW8270							
	LCS 320-100298/2-A	WATER	320-17115-1	bis (2-chloroisopropyl) ether	67	25	130
	LCS 320-100298/2-A		320-17115-1	Bis(2-chloroethoxy)methane	78	45	105
	LCS 320-100298/2-A		320-17155-1	Bis(2-chloroethoxy)methane	78	45	105
	LCS 320-100298/2-A		320-17115-1	Bis(2-chloroethyl)ether	79	35	110
	LCS 320-100298/2-A		320-17155-1	Bis(2-chloroethyl)ether	79	35	110
	LCS 320-100298/2-A		320-17115-1	Bis(2-ethylhexyl) phthalate	95	40	125
	LCS 320-100298/2-A		320-17155-1	Bis(2-ethylhexyl) phthalate	95	40	125
	LCS 320-100298/2-A		320-17115-1	Butyl benzyl phthalate	97	45	115
	LCS 320-100298/2-A		320-17155-1	Butyl benzyl phthalate	97	45	115
	LCS 320-100298/2-A		320-17115-1	Carbazole	86	50	115
	LCS 320-100298/2-A		320-17155-1	Carbazole	86	50	115
	LCS 320-100298/2-A		320-17115-1	Dibenzofuran	80	55	105
	LCS 320-100298/2-A		320-17155-1	Dibenzofuran	80	55	105
	LCS 320-100298/2-A		320-17115-1	Diethyl phthalate	86	40	120
	LCS 320-100298/2-A		320-17155-1	Diethyl phthalate	86	40	120
	LCS 320-100298/2-A		320-17115-1	Dimethyl phthalate	86	25	125
	LCS 320-100298/2-A		320-17155-1	Dimethyl phthalate	86	25	125
	LCS 320-100298/2-A		320-17115-1	Di-n-butyl phthalate	90	55	115
	LCS 320-100298/2-A		320-17155-1	Di-n-butyl phthalate	90	55	115
	LCS 320-100298/2-A		320-17155-1	Di-n-octyl phthalate	94	35	135
	LCS 320-100298/2-A		320-17115-1	Di-n-octyl phthalate	94	35	135
	LCS 320-100298/2-A		320-17155-1	Hexachlorobenzene	91	50	110
	LCS 320-100298/2-A		320-17115-1	Hexachlorobenzene	91	50	110
	LCS 320-100298/2-A		320-17115-1	Hexachlorobutadiene	52	25	105
	LCS 320-100298/2-A		320-17155-1	Hexachlorobutadiene	52	25	105
	LCS 320-100298/2-A		320-17155-1	Hexachlorocyclopentadiene	50	37	93
	LCS 320-100298/2-A		320-17115-1	Hexachlorocyclopentadiene	50	37	93
	LCS 320-100298/2-A		320-17115-1	Hexachloroethane	53	30	95
	LCS 320-100298/2-A		320-17155-1	Hexachloroethane	53	30	95
	LCS 320-100298/2-A		320-17155-1	Isophorone	77	50	110
	LCS 320-100298/2-A		320-17115-1	Isophorone	77	50	110
	LCS 320-100298/2-A		320-17155-1	Nitrobenzene	80	45	110
	LCS 320-100298/2-A		320-17115-1	Nitrobenzene	80	45	110
	LCS 320-100298/2-A		320-17155-1	N-Nitrosodimethylamine	57	25	110
	LCS 320-100298/2-A		320-17115-1	N-Nitrosodimethylamine	57	25	110
	LCS 320-100298/2-A		320-17155-1	N-Nitrosodi-n-propylamine	79	35	130
	LCS 320-100298/2-A		320-17115-1	N-Nitrosodi-n-propylamine	79	35	130
	LCS 320-100298/2-A		320-17155-1	N-Nitrosodiphenylamine	77	50	110
	LCS 320-100298/2-A		320-17115-1	N-Nitrosodiphenylamine	77	50	110
	LCS 320-100298/2-A		320-17115-1	Pentachlorophenol	84	40	115
	LCS 320-100298/2-A		320-17155-1	Pentachlorophenol	84	40	115
	LCS 320-100298/2-A		320-17115-1	Phenol	41	0	115

Table 6. Laboratory Control Samples Data Summary for Groundwater Samples for the Open Detonation Unit, Kirtland Air Force Base, February 2016

Method	LabSample ID	Matrix	SDG	Analyte	% Recovery	Lower Control Limit	Upper Control Limit
SW8270							
	LCS 320-100298/2-A	WATER	320-17155-1	Phenol	41	0	115
SW8270SIM							
	LCS 320-100289/2-A	WATER	320-17115-1	1-Methylnaphthalene	74	38	107
	LCS 320-100289/2-A		320-17155-1	1-Methylnaphthalene	74	38	107
	LCS 320-100289/2-A		320-17115-1	2-Methylnaphthalene	74	45	105
	LCS 320-100289/2-A		320-17155-1	2-Methylnaphthalene	74	45	105
	LCS 320-100289/2-A		320-17115-1	Acenaphthene	74	45	110
	LCS 320-100289/2-A		320-17155-1	Acenaphthene	74	45	110
	LCS 320-100289/2-A		320-17155-1	Acenaphthylene	73	50	105
	LCS 320-100289/2-A		320-17115-1	Acenaphthylene	73	50	105
	LCS 320-100289/2-A		320-17155-1	Anthracene	75	55	110
	LCS 320-100289/2-A		320-17115-1	Anthracene	75	55	110
	LCS 320-100289/2-A		320-17115-1	Benzo[a]anthracene	86	55	110
	LCS 320-100289/2-A		320-17155-1	Benzo[a]anthracene	86	55	110
	LCS 320-100289/2-A		320-17155-1	Benzo[a]pyrene	80	55	110
	LCS 320-100289/2-A		320-17115-1	Benzo[a]pyrene	80	55	110
	LCS 320-100289/2-A		320-17155-1	Benzo[b]fluoranthene	86	45	120
	LCS 320-100289/2-A		320-17115-1	Benzo[b]fluoranthene	86	45	120
	LCS 320-100289/2-A		320-17155-1	Benzo[g,h,i]perylene	83	40	125
	LCS 320-100289/2-A		320-17115-1	Benzo[g,h,i]perylene	83	40	125
	LCS 320-100289/2-A		320-17115-1	Benzo[k]fluoranthene	90	45	125
	LCS 320-100289/2-A		320-17155-1	Benzo[k]fluoranthene	90	45	125
	LCS 320-100289/2-A		320-17155-1	Chrysene	87	55	110
	LCS 320-100289/2-A		320-17115-1	Chrysene	87	55	110
	LCS 320-100289/2-A		320-17115-1	Dibenz(a,h)anthracene	79	40	125
	LCS 320-100289/2-A		320-17155-1	Dibenz(a,h)anthracene	79	40	125
	LCS 320-100289/2-A		320-17115-1	Fluoranthene	85	55	115
	LCS 320-100289/2-A		320-17155-1	Fluoranthene	85	55	115
	LCS 320-100289/2-A		320-17115-1	Fluorene	74	50	110
	LCS 320-100289/2-A		320-17155-1	Fluorene	74	50	110
	LCS 320-100289/2-A		320-17115-1	Indeno[1,2,3-cd]pyrene	78	45	125
	LCS 320-100289/2-A		320-17155-1	Indeno[1,2,3-cd]pyrene	78	45	125
	LCS 320-100289/2-A		320-17115-1	Naphthalene	73	40	100
	LCS 320-100289/2-A		320-17155-1	Naphthalene	73	40	100
	LCS 320-100289/2-A		320-17115-1	Phenanthrene	78	50	115
	LCS 320-100289/2-A		320-17155-1	Phenanthrene	78	50	115
	LCS 320-100289/2-A		320-17115-1	Pyrene	83	50	130
	LCS 320-100289/2-A		320-17155-1	Pyrene	83	50	130
	LCS 320-100343/2-A		320-17155-1	1,4-Dioxane	25	12	52
	LCS 320-99951/2-A		320-17115-1	1,4-Dioxane	27	12	52
	LCSD 320-99951/3-A		320-17115-1	1,4-Dioxane	28	12	52
SW8290							

Table 6. Laboratory Control Samples Data Summary for Groundwater Samples for the Open Detonation Unit, Kirtland Air Force Base, February 2016

Method	LabSample ID	Matrix	SDG	Analyte	% Recovery	Lower Control Limit	Upper Control Limit
SW8290							
	LCS 320-100148/2-A	WATER	320-17155-2	1,2,3,4,6,7,8-HpCDD	94	81	132
	LCS 320-100148/2-A		320-17115-2	1,2,3,4,6,7,8-HpCDD	94	81	132
	LCS 320-100148/2-A		320-17115-2	1,2,3,4,6,7,8-HpCDF	93	81	135
	LCS 320-100148/2-A		320-17155-2	1,2,3,4,6,7,8-HpCDF	93	81	135
	LCS 320-100148/2-A		320-17115-2	1,2,3,4,7,8,9-HpCDF	97	72	140
	LCS 320-100148/2-A		320-17155-2	1,2,3,4,7,8,9-HpCDF	97	72	140
	LCS 320-100148/2-A		320-17115-2	1,2,3,4,7,8-HxCDD	93	65	144
	LCS 320-100148/2-A		320-17155-2	1,2,3,4,7,8-HxCDD	93	65	144
	LCS 320-100148/2-A		320-17115-2	1,2,3,4,7,8-HxCDF	111	86	126
	LCS 320-100148/2-A		320-17155-2	1,2,3,4,7,8-HxCDF	111	86	126
	LCS 320-100148/2-A		320-17115-2	1,2,3,6,7,8-HxCDD	102	78	137
	LCS 320-100148/2-A		320-17155-2	1,2,3,6,7,8-HxCDD	102	78	137
	LCS 320-100148/2-A		320-17115-2	1,2,3,6,7,8-HxCDF	119	79	137
	LCS 320-100148/2-A		320-17155-2	1,2,3,6,7,8-HxCDF	119	79	137
	LCS 320-100148/2-A		320-17115-2	1,2,3,7,8,9-HxCDD	95	74	142
	LCS 320-100148/2-A		320-17155-2	1,2,3,7,8,9-HxCDD	95	74	142
	LCS 320-100148/2-A		320-17115-2	1,2,3,7,8,9-HxCDF	111	72	145
	LCS 320-100148/2-A		320-17155-2	1,2,3,7,8,9-HxCDF	111	72	145
	LCS 320-100148/2-A		320-17115-2	1,2,3,7,8-PeCDD	111	79	125
	LCS 320-100148/2-A		320-17155-2	1,2,3,7,8-PeCDD	111	79	125
	LCS 320-100148/2-A		320-17115-2	1,2,3,7,8-PeCDF	119	79	137
	LCS 320-100148/2-A		320-17155-2	1,2,3,7,8-PeCDF	119	79	137
	LCS 320-100148/2-A		320-17115-2	2,3,4,6,7,8-HxCDF	120	80	138
	LCS 320-100148/2-A		320-17155-2	2,3,4,6,7,8-HxCDF	120	80	138
	LCS 320-100148/2-A		320-17115-2	2,3,4,7,8-PeCDF	116	76	137
	LCS 320-100148/2-A		320-17155-2	2,3,4,7,8-PeCDF	116	76	137
	LCS 320-100148/2-A		320-17115-2	2,3,7,8-TCDD	115	72	144
	LCS 320-100148/2-A		320-17155-2	2,3,7,8-TCDD	115	72	144
	LCS 320-100148/2-A		320-17115-2	2,3,7,8-TCDF	113	73	150
	LCS 320-100148/2-A		320-17155-2	2,3,7,8-TCDF	113	73	150
	LCS 320-100148/2-A		320-17155-2	OCDD	86	80	129
	LCS 320-100148/2-A		320-17115-2	OCDD	86	80	129
	LCS 320-100148/2-A		320-17155-2	OCDF	91	65	145
	LCS 320-100148/2-A		320-17115-2	OCDF	91	65	145
	LCSD 320-100148/3-A		320-17115-2	1,2,3,4,6,7,8-HpCDD	91	81	132
	LCSD 320-100148/3-A		320-17155-2	1,2,3,4,6,7,8-HpCDD	91	81	132
	LCSD 320-100148/3-A		320-17115-2	1,2,3,4,6,7,8-HpCDF	94	81	135
	LCSD 320-100148/3-A		320-17155-2	1,2,3,4,6,7,8-HpCDF	94	81	135
	LCSD 320-100148/3-A		320-17155-2	1,2,3,4,7,8,9-HpCDF	97	72	140
	LCSD 320-100148/3-A		320-17115-2	1,2,3,4,7,8,9-HpCDF	97	72	140
	LCSD 320-100148/3-A		320-17155-2	1,2,3,4,7,8-HxCDD	91	65	144
	LCSD 320-100148/3-A		320-17115-2	1,2,3,4,7,8-HxCDD	91	65	144

Table 6. Laboratory Control Samples Data Summary for Groundwater Samples for the Open Detonation Unit, Kirtland Air Force Base, February 2016

Method	LabSample ID	Matrix	SDG	Analyte	% Recovery	Lower Control Limit	Upper Control Limit
SW8290							
	LCSD 320-100148/3-A	WATER	320-17155-2	1,2,3,4,7,8-HxCDF	107	86	126
	LCSD 320-100148/3-A		320-17115-2	1,2,3,4,7,8-HxCDF	107	86	126
	LCSD 320-100148/3-A		320-17155-2	1,2,3,6,7,8-HxCDD	99	78	137
	LCSD 320-100148/3-A		320-17115-2	1,2,3,6,7,8-HxCDD	99	78	137
	LCSD 320-100148/3-A		320-17155-2	1,2,3,6,7,8-HxCDF	117	79	137
	LCSD 320-100148/3-A		320-17115-2	1,2,3,6,7,8-HxCDF	117	79	137
	LCSD 320-100148/3-A		320-17155-2	1,2,3,7,8,9-HxCDD	94	74	142
	LCSD 320-100148/3-A		320-17115-2	1,2,3,7,8,9-HxCDD	94	74	142
	LCSD 320-100148/3-A		320-17115-2	1,2,3,7,8,9-HxCDF	111	72	145
	LCSD 320-100148/3-A		320-17155-2	1,2,3,7,8,9-HxCDF	111	72	145
	LCSD 320-100148/3-A		320-17155-2	1,2,3,7,8-PeCDD	107	79	125
	LCSD 320-100148/3-A		320-17115-2	1,2,3,7,8-PeCDD	107	79	125
	LCSD 320-100148/3-A		320-17155-2	1,2,3,7,8-PeCDF	114	79	137
	LCSD 320-100148/3-A		320-17115-2	1,2,3,7,8-PeCDF	114	79	137
	LCSD 320-100148/3-A		320-17155-2	2,3,4,6,7,8-HxCDF	117	80	138
	LCSD 320-100148/3-A		320-17115-2	2,3,4,6,7,8-HxCDF	117	80	138
	LCSD 320-100148/3-A		320-17155-2	2,3,4,7,8-PeCDF	109	76	137
	LCSD 320-100148/3-A		320-17115-2	2,3,4,7,8-PeCDF	109	76	137
	LCSD 320-100148/3-A		320-17155-2	2,3,7,8-TCDD	110	72	144
	LCSD 320-100148/3-A		320-17115-2	2,3,7,8-TCDD	110	72	144
	LCSD 320-100148/3-A		320-17155-2	2,3,7,8-TCDF	112	73	150
	LCSD 320-100148/3-A		320-17115-2	2,3,7,8-TCDF	112	73	150
	LCSD 320-100148/3-A		320-17155-2	OCDD	84	80	129
	LCSD 320-100148/3-A		320-17115-2	OCDD	84	80	129
	LCSD 320-100148/3-A		320-17115-2	OCDF	89	65	145
	LCSD 320-100148/3-A		320-17155-2	OCDF	89	65	145
SW8330B							
	LCS 320-100114/2-A	WATER	320-17155-1	1,3,5-Trinitrobenzene	101	65	140
	LCS 320-100114/2-A		320-17155-1	1,3-Dinitrobenzene	106	45	160
	LCS 320-100114/2-A		320-17155-1	2,4,6-Trinitrotoluene	96	50	145
	LCS 320-100114/2-A		320-17155-1	2,4-Dinitrotoluene	99	60	135
	LCS 320-100114/2-A		320-17155-1	2,6-Dinitrotoluene	94	60	135
	LCS 320-100114/2-A		320-17155-1	2-Amino-4,6-dinitrotoluene	99	50	155
	LCS 320-100114/2-A		320-17155-1	2-Nitrotoluene	95	45	135
	LCS 320-100114/2-A		320-17155-1	3-Nitrotoluene	98	50	130
	LCS 320-100114/2-A		320-17155-1	4-Amino-2,6-dinitrotoluene	98	55	155
	LCS 320-100114/2-A		320-17155-1	4-Nitrotoluene	97	50	130
	LCS 320-100114/2-A		320-17155-1	HMX	106	80	115
	LCS 320-100114/2-A		320-17155-1	Nitrobenzene	105	50	140
	LCS 320-100114/2-A		320-17155-1	Nitroglycerin	102	85	115
	LCS 320-100114/2-A		320-17155-1	PETN	99	81	117
	LCS 320-100114/2-A		320-17155-1	RDX	111	50	160

Table 6. Laboratory Control Samples Data Summary for Groundwater Samples for the Open Detonation Unit, Kirtland Air Force Base, February 2016

Method	LabSample ID	Matrix	SDG	Analyte	% Recovery	Lower Control Limit	Upper Control Limit
SW8330B							
	LCS 320-100114/2-A	WATER	320-17155-1	Tetryl	92	20	175
	LCS 320-99998/2-A		320-17115-1	1,3,5-Trinitrobenzene	102	65	140
	LCS 320-99998/2-A		320-17115-1	1,3-Dinitrobenzene	106	45	160
	LCS 320-99998/2-A		320-17115-1	2,4,6-Trinitrotoluene	97	50	145
	LCS 320-99998/2-A		320-17115-1	2,4-Dinitrotoluene	99	60	135
	LCS 320-99998/2-A		320-17115-1	2,6-Dinitrotoluene	100	60	135
	LCS 320-99998/2-A		320-17115-1	2-Amino-4,6-dinitrotoluene	100	50	155
	LCS 320-99998/2-A		320-17115-1	2-Nitrotoluene	95	45	135
	LCS 320-99998/2-A		320-17115-1	3-Nitrotoluene	101	50	130
	LCS 320-99998/2-A		320-17115-1	4-Amino-2,6-dinitrotoluene	100	55	155
	LCS 320-99998/2-A		320-17115-1	4-Nitrotoluene	97	50	130
	LCS 320-99998/2-A		320-17115-1	HMX	104	80	115
	LCS 320-99998/2-A		320-17115-1	Nitrobenzene	105	50	140
	LCS 320-99998/2-A		320-17115-1	Nitroglycerin	102	85	115
	LCS 320-99998/2-A		320-17115-1	PETN	99	81	117
	LCS 320-99998/2-A		320-17115-1	RDX	109	50	160
	LCS 320-99998/2-A		320-17115-1	Tetryl	96	20	175
	LCSD 320-99998/3-A		320-17115-1	1,3,5-Trinitrobenzene	103	65	140
	LCSD 320-99998/3-A		320-17115-1	1,3-Dinitrobenzene	108	45	160
	LCSD 320-99998/3-A		320-17115-1	2,4,6-Trinitrotoluene	98	50	145
	LCSD 320-99998/3-A		320-17115-1	2,4-Dinitrotoluene	100	60	135
	LCSD 320-99998/3-A		320-17115-1	2,6-Dinitrotoluene	98	60	135
	LCSD 320-99998/3-A		320-17115-1	2-Amino-4,6-dinitrotoluene	100	50	155
	LCSD 320-99998/3-A		320-17115-1	2-Nitrotoluene	96	45	135
	LCSD 320-99998/3-A		320-17115-1	3-Nitrotoluene	99	50	130
	LCSD 320-99998/3-A		320-17115-1	4-Amino-2,6-dinitrotoluene	100	55	155
	LCSD 320-99998/3-A		320-17115-1	4-Nitrotoluene	98	50	130
	LCSD 320-99998/3-A		320-17115-1	HMX	107	80	115
	LCSD 320-99998/3-A		320-17115-1	Nitrobenzene	103	50	140
	LCSD 320-99998/3-A		320-17115-1	Nitroglycerin	103	85	115
	LCSD 320-99998/3-A		320-17115-1	PETN	97	81	117
	LCSD 320-99998/3-A		320-17115-1	RDX	108	50	160
	LCSD 320-99998/3-A		320-17115-1	Tetryl	93	20	175
SW9034							
	LCS 280-313116/1-A	WATER	320-17115-1	**Sulfide**	**83**	**90**	**110**
	LCS 280-313149/1-A		320-17155-1	**Sulfide**	**87**	**90**	**110**
	LCSD 280-313116/2-A		320-17115-1	**Sulfide**	**84**	**90**	**110**
SW9056							
	LCS 320-100865/11	WATER	320-17155-1	Bromide	101	90	110
	LCS 320-100865/11		320-17115-1	Bromide	101	90	110
	LCS 320-100865/11		320-17155-1	Chloride	98	90	110
	LCS 320-100865/11		320-17115-1	Chloride	98	90	110

Table 6. Laboratory Control Samples Data Summary for Groundwater Samples for the Open Detonation Unit, Kirtland Air Force Base, February 2016

Method	LabSample ID	Matrix	SDG	Analyte	% Recovery	Lower Control Limit	Upper Control Limit
SW9056							
	LCS 320-100865/11	WATER	320-17115-1	Fluoride	99	90	110
	LCS 320-100865/11		320-17155-1	Fluoride	99	90	110
	LCS 320-100865/11		320-17155-1	Sulfate	97	90	110
	LCS 320-100865/11		320-17115-1	Sulfate	97	90	110
	LCS 320-100866/11		320-17115-1	Nitrate as N	98	90	110
	LCS 320-100866/11		320-17155-1	Nitrate as N	98	90	110
	LCS 320-100866/11		320-17155-1	Nitrite as N	106	90	110
	LCS 320-100866/11		320-17115-1	Nitrite as N	106	90	110
	LCS 320-100995/4		320-17115-1	Chloride	95	90	110
SW9060							
	LCS 280-313557/34	WATER	320-17155-1	Total Organic Carbon - Duplic	102	90	110
	LCS 280-313557/34		320-17115-1	Total Organic Carbon - Duplic	102	90	110

Bold formatting indicates recoveries below the lower control limit or above the upper control limit.

Table 7. Matrix Spike and Matrix Spike Duplicate Sample Data Summary for Groundwater Samples for the Open Detonation Unit, Kirtland Air Force Base, February 2016

Method	Sample ID	Matrix	SDG	QA/QC Type	Analyte	Dilution	% Recovery	Lower Control Limit	Upper Control Limit
A2320									
	OT29-GW-2903-0302201MS	WATER	78674	MS	Alkalinity	1	105	90	110
	OT29-GW-2903-0302201MS	WATER		MS	Bicarbonate Alkalinity as CaCO3	1	105	90	110
	OT29-GW-2903-0302201SD	WATER		SD	Alkalinity	1	93.2	90	110
	OT29-GW-2903-0302201SD	WATER		SD	Bicarbonate Alkalinity as CaCO3	1	93.2	90	110
E350.1									
	OT29-GW-2903-03022016MS	WATER	320-17155-1	MS	Ammonia as N	1	97	90	110
	OT29-GW-2903-03022016MSD	WATER		SD	Ammonia as N	1	93	90	110
EPA 7580									
	OT29-GW-2903-03022016MS	WATER	1603560	MS	White Phosphorus	1	119	62	129
	OT29-GW-2903-03022016MSD	WATER		SD	White Phosphorus	1	107	62	129
SM2540C									
	OT29-GW-2903-03022016MS	WATER	320-17155-1	MS	Total Dissolved Solids	1	99	90	110
	OT29-GW-2903-03022016MSD	WATER		SD	Total Dissolved Solids	1	96	90	110
	OT29-GW-2904-02022016MS	WATER	320-17115-1	MS	Total Dissolved Solids	1	101	90	110
	OT29-GW-2904-02022016MSD	WATER		SD	Total Dissolved Solids	1	98	90	110
SW6010B									
	OT29-GW-2903-03022016MS	WATER	320-17155-1	MS	Boron	1	111	80	120
	OT29-GW-2903-03022016MS	WATER		MS	Calcium	1	109	80	120
	OT29-GW-2903-03022016MS	WATER		MS	Iron	1	102	80	120
	OT29-GW-2903-03022016MS	WATER		MS	Magnesium	1	103	80	120
	OT29-GW-2903-03022016MS	WATER		MS	Sodium	1	106	80	120
	OT29-GW-2903-03022016MSD	WATER		SD	Boron	1	106	80	120
	OT29-GW-2903-03022016MSD	WATER		SD	Calcium	1	86	80	120
	OT29-GW-2903-03022016MSD	WATER		SD	Iron	1	100	80	120
	OT29-GW-2903-03022016MSD	WATER		SD	Magnesium	1	98	80	120
	OT29-GW-2903-03022016MSD	WATER		SD	Sodium	1	88	80	120
SW6020									
	OT29-GW-2903-03022016MS	WATER	320-17155-1	MS	Antimony	1	104	80	120
	OT29-GW-2903-03022016MS	WATER		MS	Arsenic	1	95	80	120
	OT29-GW-2903-03022016MS	WATER		MS	Barium	1	99	80	120
	OT29-GW-2903-03022016MS	WATER		MS	Beryllium	1	92	80	120
	OT29-GW-2903-03022016MS	WATER		MS	Cadmium	1	92	80	120
	OT29-GW-2903-03022016MS	WATER		MS	Chromium	1	97	80	120
	OT29-GW-2903-03022016MS	WATER		MS	Cobalt	1	96	80	120
	OT29-GW-2903-03022016MS	WATER		MS	Copper	1	95	80	120
	OT29-GW-2903-03022016MS	WATER		MS	Lead	1	96	80	120
	OT29-GW-2903-03022016MS	WATER		**MS**	**Lithium**	1	**64**	**80**	**120**
	OT29-GW-2903-03022016MS	WATER		MS	Manganese	1	95	80	120
	OT29-GW-2903-03022016MS	WATER		MS	Molybdenum	1	103	80	120
	OT29-GW-2903-03022016MS	WATER		MS	Nickel	1	93	80	120
	OT29-GW-2903-03022016MS	WATER		MS	Potassium	1	92	80	120
	OT29-GW-2903-03022016MS	WATER		MS	Selenium	1	91	64	134

Table 7. Matrix Spike and Matrix Spike Duplicate Sample Data Summary for Groundwater Samples for the Open Detonation Unit, Kirtland Air Force Base, February 2016

Method	Sample ID	Matrix	SDG	QA/QC Type	Analyte	Dilution	% Recovery	Lower Control Limit	Upper Control Limit
SW6020									
	OT29-GW-2903-03022016MS	WATER	320-17155-1	MS	Silver	1	95	80	120
	OT29-GW-2903-03022016MS	WATER		**MS**	**Strontium**	1	**75**	**80**	**120**
	OT29-GW-2903-03022016MS	WATER		MS	Thallium	1	99	77	124
	OT29-GW-2903-03022016MS	WATER		MS	Tin	1	100	80	120
	OT29-GW-2903-03022016MS	WATER		MS	Vanadium	1	101	80	120
	OT29-GW-2903-03022016MS	WATER		MS	Zinc	1	89	80	120
	OT29-GW-2903-03022016MSD	WATER		SD	Antimony	1	104	80	120
	OT29-GW-2903-03022016MSD	WATER		SD	Arsenic	1	94	80	120
	OT29-GW-2903-03022016MSD	WATER		SD	Barium	1	96	80	120
	OT29-GW-2903-03022016MSD	WATER		SD	Beryllium	1	92	80	120
	OT29-GW-2903-03022016MSD	WATER		SD	Cadmium	1	92	80	120
	OT29-GW-2903-03022016MSD	WATER		SD	Chromium	1	96	80	120
	OT29-GW-2903-03022016MSD	WATER		SD	Cobalt	1	95	80	120
	OT29-GW-2903-03022016MSD	WATER		SD	Copper	1	93	80	120
	OT29-GW-2903-03022016MSD	WATER		SD	Lead	1	94	80	120
	OT29-GW-2903-03022016MSD	WATER		**SD**	**Lithium**	1	**69**	**80**	**120**
	OT29-GW-2903-03022016MSD	WATER		SD	Manganese	1	93	80	120
	OT29-GW-2903-03022016MSD	WATER		SD	Molybdenum	1	105	80	120
	OT29-GW-2903-03022016MSD	WATER		SD	Nickel	1	92	80	120
	OT29-GW-2903-03022016MSD	WATER		**SD**	**Potassium**	1	**58**	**80**	**120**
	OT29-GW-2903-03022016MSD	WATER		SD	Selenium	1	89	64	134
	OT29-GW-2903-03022016MSD	WATER		SD	Silver	1	95	80	120
	OT29-GW-2903-03022016MSD	WATER		SD	Strontium	1	103	80	120
	OT29-GW-2903-03022016MSD	WATER		SD	Thallium	1	97	77	124
	OT29-GW-2903-03022016MSD	WATER		SD	Tin	1	100	80	120
	OT29-GW-2903-03022016MSD	WATER		SD	Vanadium	1	98	80	120
	OT29-GW-2903-03022016MSD	WATER		SD	Zinc	1	87	80	120
SW6850									
	OT29-GW-2903-03022016MS	WATER	320-17155-1	MS	Perchlorate, dissolved	1	104	80	120
	OT29-GW-2903-03022016MSD	WATER		SD	Perchlorate, dissolved	1	92	80	120
SW7470A									
	OT29-GW-2903-03022016MS	WATER	320-17155-1	MS	Mercury	1	100	80	120
	OT29-GW-2903-03022016MSD	WATER		SD	Mercury	1	98	80	120
SW8011									
	OT29-GW-2903-03022016MS	WATER	320-17155-1	MS	1,2,3-Trichloropropane	1	113	70	130
	OT29-GW-2903-03022016MS	WATER		MS	1,2-Dibromo-3-Chloropropane	1	101	70	130
	OT29-GW-2903-03022016MS	WATER		MS	1,2-Dibromoethane (EDB)	1	107	70	130
	OT29-GW-2903-03022016MS	WATER		MS	Pentachloroethane	1	114	60	144
	OT29-GW-2903-03022016MSD	WATER		SD	1,2,3-Trichloropropane	1	124	70	130
	OT29-GW-2903-03022016MSD	WATER		SD	1,2-Dibromo-3-Chloropropane	1	104	70	130
	OT29-GW-2903-03022016MSD	WATER		SD	1,2-Dibromoethane (EDB)	1	114	70	130
	OT29-GW-2903-03022016MSD	WATER		SD	Pentachloroethane	1	111	60	144

Table 7. Matrix Spike and Matrix Spike Duplicate Sample Data Summary for Groundwater Samples for the Open Detonation Unit, Kirtland Air Force Base, February 2016

Method	Sample ID	Matrix	SDG	QA/QC Type	Analyte	Dilution	% Recovery	Lower Control Limit	Upper Control Limit
SW8260B									
	OT29-GW-2903-03022016MS	WATER	320-17155-1	MS	1,1,1-Trichloroethane	1	99	65	130
	OT29-GW-2903-03022016MS	WATER		MS	1,1,2,2-Tetrachloroethane	1	97	65	130
	OT29-GW-2903-03022016MS	WATER		MS	1,1,2-Trichloro-1,2,2-trifluoroethane	1	87	64	125
	OT29-GW-2903-03022016MS	WATER		MS	1,1,2-Trichloroethane	1	108	70	125
	OT29-GW-2903-03022016MS	WATER		MS	1,1-Dichloroethane	1	101	70	135
	OT29-GW-2903-03022016MS	WATER		MS	1,1-Dichloroethene	1	95	70	130
	OT29-GW-2903-03022016MS	WATER		MS	1,2,3-Trichlorobenzene	1	81	55	140
	OT29-GW-2903-03022016MS	WATER		MS	1,2,4-Trichlorobenzene	1	79	65	135
	OT29-GW-2903-03022016MS	WATER		MS	1,2,4-Trimethylbenzene	1	89	75	130
	OT29-GW-2903-03022016MS	WATER		MS	1,2-Dichlorobenzene	1	88	70	120
	OT29-GW-2903-03022016MS	WATER		MS	1,2-Dichloroethane	1	98	70	130
	OT29-GW-2903-03022016MS	WATER		MS	1,2-Dichloroethane-d4 (Surr)	1	96	70	120
	OT29-GW-2903-03022016MS	WATER		MS	1,2-Dichloropropane	1	102	75	125
	OT29-GW-2903-03022016MS	WATER		MS	1,3,5-Trimethylbenzene	1	87	75	130
	OT29-GW-2903-03022016MS	WATER		MS	1,3-Dichlorobenzene	1	90	75	125
	OT29-GW-2903-03022016MS	WATER		MS	1,4-Dichlorobenzene	1	89	75	125
	OT29-GW-2903-03022016MS	WATER		MS	2-Butanone (MEK)	1	104	30	150
	OT29-GW-2903-03022016MS	WATER		MS	2-Hexanone	1	92	55	130
	OT29-GW-2903-03022016MS	WATER		MS	4-Bromofluorobenzene (Surr)	1	109	75	120
	OT29-GW-2903-03022016MS	WATER		MS	4-Methyl-2-pentanone (MIBK)	1	104	60	135
	OT29-GW-2903-03022016MS	WATER		MS	Acetone	1	102	40	140
	OT29-GW-2903-03022016MS	WATER		MS	Benzene	1	105	80	120
	OT29-GW-2903-03022016MS	WATER		MS	Bromochloromethane	1	103	65	130
	OT29-GW-2903-03022016MS	WATER		MS	Bromodichloromethane	1	101	65	130
	OT29-GW-2903-03022016MS	WATER		MS	Bromoform	1	100	70	120
	OT29-GW-2903-03022016MS	WATER		MS	Bromomethane	1	91	30	145
	OT29-GW-2903-03022016MS	WATER		MS	Carbon disulfide	1	91	35	160
	OT29-GW-2903-03022016MS	WATER		MS	Carbon tetrachloride	1	103	65	140
	OT29-GW-2903-03022016MS	WATER		MS	Chlorobenzene	1	96	80	120
	OT29-GW-2903-03022016MS	WATER		MS	Chloroethane	1	92	60	135
	OT29-GW-2903-03022016MS	WATER		MS	Chloroform	1	102	65	135
	OT29-GW-2903-03022016MS	WATER		MS	Chloromethane	1	90	40	125
	OT29-GW-2903-03022016MS	WATER		MS	cis-1,2-Dichloroethene	1	102	70	125
	OT29-GW-2903-03022016MS	WATER		MS	cis-1,3-Dichloropropene	1	97	70	130
	OT29-GW-2903-03022016MS	WATER		MS	Cyclohexane	1	88	65	121
	OT29-GW-2903-03022016MS	WATER		MS	Dibromochloromethane	1	99	60	135
	OT29-GW-2903-03022016MS	WATER		MS	Dibromofluoromethane (Surr)	1	100	85	115
	OT29-GW-2903-03022016MS	WATER		MS	Dichlorodifluoromethane	1	92	30	155
	OT29-GW-2903-03022016MS	WATER		MS	Ethylbenzene	1	95	75	125
	OT29-GW-2903-03022016MS	WATER		MS	Isopropylbenzene	1	90	75	125
	OT29-GW-2903-03022016MS	WATER		MS	Methyl tert-butyl ether	1	90	71	125
	OT29-GW-2903-03022016MS	WATER		MS	Methylene Chloride	1	99	55	140

Table 7. Matrix Spike and Matrix Spike Duplicate Sample Data Summary for Groundwater Samples for the Open Detonation Unit, Kirtland Air Force Base, February 2016

Method	Sample ID	Matrix	SDG	QA/QC Type	Analyte	Dilution	% Recovery	Lower Control Limit	Upper Control Limit
SW8260B									
	OT29-GW-2903-03022016MS	WATER	320-17155-1	MS	m-Xylene & p-Xylene	1	92	75	130
	OT29-GW-2903-03022016MS	WATER		MS	Naphthalene	1	76	55	140
	OT29-GW-2903-03022016MS	WATER		MS	o-Xylene	1	91	80	120
	OT29-GW-2903-03022016MS	WATER		MS	Styrene	1	95	65	135
	OT29-GW-2903-03022016MS	WATER		MS	Tetrachloroethene	1	96	45	150
	OT29-GW-2903-03022016MS	WATER		MS	Toluene	1	103	75	120
	OT29-GW-2903-03022016MS	WATER		MS	Toluene-d8 (Surr)	1	103	85	120
	OT29-GW-2903-03022016MS	WATER		MS	trans-1,2-Dichloroethene	1	102	60	140
	OT29-GW-2903-03022016MS	WATER		MS	trans-1,3-Dichloropropene	1	104	55	140
	OT29-GW-2903-03022016MS	WATER		MS	Trichloroethene	1	98	70	125
	OT29-GW-2903-03022016MS	WATER		MS	Trichlorofluoromethane	1	94	60	145
	OT29-GW-2903-03022016MS	WATER		MS	Vinyl chloride	1	94	50	136
	OT29-GW-2903-03022016MSD	WATER		SD	1,1,1-Trichloroethane	1	101	65	130
	OT29-GW-2903-03022016MSD	WATER		SD	1,1,2,2-Tetrachloroethane	1	97	65	130
	OT29-GW-2903-03022016MSD	WATER		SD	1,1,2-Trichloro-1,2,2-trifluoroethane	1	90	64	125
	OT29-GW-2903-03022016MSD	WATER		SD	1,1,2-Trichloroethane	1	108	70	125
	OT29-GW-2903-03022016MSD	WATER		SD	1,1-Dichloroethane	1	102	70	135
	OT29-GW-2903-03022016MSD	WATER		SD	1,1-Dichloroethene	1	98	70	130
	OT29-GW-2903-03022016MSD	WATER		SD	1,2,3-Trichlorobenzene	1	87	55	140
	OT29-GW-2903-03022016MSD	WATER		SD	1,2,4-Trichlorobenzene	1	83	65	135
	OT29-GW-2903-03022016MSD	WATER		SD	1,2,4-Trimethylbenzene	1	90	75	130
	OT29-GW-2903-03022016MSD	WATER		SD	1,2-Dichlorobenzene	1	90	70	120
	OT29-GW-2903-03022016MSD	WATER		SD	1,2-Dichloroethane	1	101	70	130
	OT29-GW-2903-03022016MSD	WATER		SD	1,2-Dichloroethane-d4 (Surr)	1	96	70	120
	OT29-GW-2903-03022016MSD	WATER		SD	1,2-Dichloropropane	1	104	75	125
	OT29-GW-2903-03022016MSD	WATER		SD	1,3,5-Trimethylbenzene	1	89	75	130
	OT29-GW-2903-03022016MSD	WATER		SD	1,3-Dichlorobenzene	1	92	75	125
	OT29-GW-2903-03022016MSD	WATER		SD	1,4-Dichlorobenzene	1	92	75	125
	OT29-GW-2903-03022016MSD	WATER		SD	2-Butanone (MEK)	1	105	30	150
	OT29-GW-2903-03022016MSD	WATER		SD	2-Hexanone	1	96	55	130
	OT29-GW-2903-03022016MSD	WATER		SD	4-Bromofluorobenzene (Surr)	1	110	75	120
	OT29-GW-2903-03022016MSD	WATER		SD	4-Methyl-2-pentanone (MIBK)	1	108	60	135
	OT29-GW-2903-03022016MSD	WATER		SD	Acetone	1	105	40	140
	OT29-GW-2903-03022016MSD	WATER		SD	Benzene	1	106	80	120
	OT29-GW-2903-03022016MSD	WATER		SD	Bromochloromethane	1	107	65	130
	OT29-GW-2903-03022016MSD	WATER		SD	Bromodichloromethane	1	104	65	130
	OT29-GW-2903-03022016MSD	WATER		SD	Bromoform	1	102	70	120
	OT29-GW-2903-03022016MSD	WATER		SD	Bromomethane	1	99	30	145
	OT29-GW-2903-03022016MSD	WATER		SD	Carbon disulfide	1	93	35	160
	OT29-GW-2903-03022016MSD	WATER		SD	Carbon tetrachloride	1	106	65	140
	OT29-GW-2903-03022016MSD	WATER		SD	Chlorobenzene	1	97	80	120
	OT29-GW-2903-03022016MSD	WATER		SD	Chloroethane	1	99	60	135

Table 7. Matrix Spike and Matrix Spike Duplicate Sample Data Summary for Groundwater Samples for the Open Detonation Unit, Kirtland Air Force Base, February 2016

Method	Sample ID	Matrix	SDG	QA/QC Type	Analyte	Dilution	% Recovery	Lower Control Limit	Upper Control Limit
SW8260B									
	OT29-GW-2903-03022016MSD	WATER	320-17155-1	SD	Chloroform	1	104	65	135
	OT29-GW-2903-03022016MSD	WATER		SD	Chloromethane	1	95	40	125
	OT29-GW-2903-03022016MSD	WATER		SD	cis-1,2-Dichloroethene	1	104	70	125
	OT29-GW-2903-03022016MSD	WATER		SD	cis-1,3-Dichloropropene	1	100	70	130
	OT29-GW-2903-03022016MSD	WATER		SD	Cyclohexane	1	90	65	121
	OT29-GW-2903-03022016MSD	WATER		SD	Dibromochloromethane	1	101	60	135
	OT29-GW-2903-03022016MSD	WATER		SD	Dibromofluoromethane (Surr)	1	103	85	115
	OT29-GW-2903-03022016MSD	WATER		SD	Dichlorodifluoromethane	1	95	30	155
	OT29-GW-2903-03022016MSD	WATER		SD	Ethylbenzene	1	96	75	125
	OT29-GW-2903-03022016MSD	WATER		SD	Isopropylbenzene	1	94	75	125
	OT29-GW-2903-03022016MSD	WATER		SD	Methyl tert-butyl ether	1	95	71	125
	OT29-GW-2903-03022016MSD	WATER		SD	Methylene Chloride	1	102	55	140
	OT29-GW-2903-03022016MSD	WATER		SD	m-Xylene & p-Xylene	1	94	75	130
	OT29-GW-2903-03022016MSD	WATER		SD	Naphthalene	1	79	55	140
	OT29-GW-2903-03022016MSD	WATER		SD	o-Xylene	1	93	80	120
	OT29-GW-2903-03022016MSD	WATER		SD	Styrene	1	96	65	135
	OT29-GW-2903-03022016MSD	WATER		SD	Tetrachloroethene	1	96	45	150
	OT29-GW-2903-03022016MSD	WATER		SD	Toluene	1	103	75	120
	OT29-GW-2903-03022016MSD	WATER		SD	Toluene-d8 (Surr)	1	103	85	120
	OT29-GW-2903-03022016MSD	WATER		SD	trans-1,2-Dichloroethene	1	104	60	140
	OT29-GW-2903-03022016MSD	WATER		SD	trans-1,3-Dichloropropene	1	107	55	140
	OT29-GW-2903-03022016MSD	WATER		SD	Trichloroethene	1	97	70	125
	OT29-GW-2903-03022016MSD	WATER		SD	Trichlorofluoromethane	1	98	60	145
	OT29-GW-2903-03022016MSD	WATER		SD	Vinyl chloride	1	98	50	136
SW8270									
	OT29-GW-2903-03022016MS	WATER	320-17155-1	MS	1,2,4,5-Tetrachlorobenzene	1	78	41	103
	OT29-GW-2903-03022016MS	WATER		MS	2,4,5-Trichlorophenol	1	96	50	110
	OT29-GW-2903-03022016MS	WATER		MS	2,4,6-Tribromophenol (Surr)	1	107	40	125
	OT29-GW-2903-03022016MS	WATER		MS	2,4,6-Trichlorophenol	1	94	50	115
	OT29-GW-2903-03022016MS	WATER		MS	2,4-Dichlorophenol	1	86	50	105
	OT29-GW-2903-03022016MS	WATER		MS	2,4-Dimethylphenol	1	81	30	110
	OT29-GW-2903-03022016MS	WATER		MS	2,4-Dinitrotoluene	1	99	50	120
	OT29-GW-2903-03022016MS	WATER		MS	2,6-Dichlorophenol	1	86	70	130
	OT29-GW-2903-03022016MS	WATER		MS	2,6-Dinitrotoluene	1	97	50	115
	OT29-GW-2903-03022016MS	WATER		MS	2-Chloronaphthalene	1	80	50	105
	OT29-GW-2903-03022016MS	WATER		MS	2-Chlorophenol	1	82	35	105
	OT29-GW-2903-03022016MS	WATER		MS	2-Fluorobiphenyl (Surr)	1	85	50	110
	OT29-GW-2903-03022016MS	WATER		MS	2-Fluorophenol (Surr)	1	58	20	110
	OT29-GW-2903-03022016MS	WATER		MS	2-Methylphenol	1	75	40	110
	OT29-GW-2903-03022016MS	WATER		MS	2-Nitroaniline	1	93	50	115
	OT29-GW-2903-03022016MS	WATER		MS	2-Nitrophenol	1	95	40	115
	OT29-GW-2903-03022016MS	WATER		MS	3,3'-Dichlorobenzidine	1	96	20	110

Table 7. Matrix Spike and Matrix Spike Duplicate Sample Data Summary for Groundwater Samples for the Open Detonation Unit, Kirtland Air Force Base, February 2016

Method	Sample ID	Matrix	SDG	QA/QC Type	Analyte	Dilution	% Recovery	Lower Control Limit	Upper Control Limit
SW8270									
	OT29-GW-2903-03022016MS	WATER	320-17155-1	MS	3-Methylphenol & 4-Methylphenol	1	69	30	110
	OT29-GW-2903-03022016MS	WATER		MS	3-Nitroaniline	1	86	20	125
	OT29-GW-2903-03022016MS	WATER		MS	4,6-Dinitro-2-methylphenol	1	97	40	130
	OT29-GW-2903-03022016MS	WATER		MS	4-Bromophenyl phenyl ether	1	93	50	115
	OT29-GW-2903-03022016MS	WATER		MS	4-Chloro-3-methylphenol	1	89	45	110
	OT29-GW-2903-03022016MS	WATER		MS	4-Chloroaniline	1	73	15	110
	OT29-GW-2903-03022016MS	WATER		MS	4-Chlorophenyl phenyl ether	1	85	50	110
	OT29-GW-2903-03022016MS	WATER		MS	4-Nitroaniline	1	99	35	120
	OT29-GW-2903-03022016MS	WATER		MS	4-Nitrophenol	1	43	0	125
	OT29-GW-2903-03022016MS	WATER		MS	Acetophenone	1	79	70	130
	OT29-GW-2903-03022016MS	WATER		MS	Azobenzene	1	78	55	115
	OT29-GW-2903-03022016MS	WATER		MS	Benzaldehyde	1	76	70	130
	OT29-GW-2903-03022016MS	WATER		MS	Biphenyl	1	79	47	101
	OT29-GW-2903-03022016MS	WATER		MS	bis (2-chloroisopropyl) ether	1	68	25	130
	OT29-GW-2903-03022016MS	WATER		MS	Bis(2-chloroethoxy)methane	1	79	45	105
	OT29-GW-2903-03022016MS	WATER		MS	Bis(2-chloroethyl)ether	1	81	35	110
	OT29-GW-2903-03022016MS	WATER		MS	Bis(2-ethylhexyl) phthalate	1	96	40	125
	OT29-GW-2903-03022016MS	WATER		MS	Butyl benzyl phthalate	1	99	45	115
	OT29-GW-2903-03022016MS	WATER		MS	Carbazole	1	88	50	115
	OT29-GW-2903-03022016MS	WATER		MS	Dibenzofuran	1	82	55	105
	OT29-GW-2903-03022016MS	WATER		MS	Diethyl phthalate	1	88	40	120
	OT29-GW-2903-03022016MS	WATER		MS	Dimethyl phthalate	1	89	25	125
	OT29-GW-2903-03022016MS	WATER		MS	Di-n-butyl phthalate	1	91	55	115
	OT29-GW-2903-03022016MS	WATER		MS	Di-n-octyl phthalate	1	95	35	135
	OT29-GW-2903-03022016MS	WATER		MS	Hexachlorobenzene	1	92	50	110
	OT29-GW-2903-03022016MS	WATER		MS	Hexachlorobutadiene	1	64	25	105
	OT29-GW-2903-03022016MS	WATER		MS	Hexachlorocyclopentadiene	1	55	37	93
	OT29-GW-2903-03022016MS	WATER		MS	Hexachloroethane	1	64	30	95
	OT29-GW-2903-03022016MS	WATER		MS	Isophorone	1	78	50	110
	OT29-GW-2903-03022016MS	WATER		MS	Nitrobenzene	1	81	45	110
	OT29-GW-2903-03022016MS	WATER		MS	Nitrobenzene-d5 (Surr)	1	90	40	110
	OT29-GW-2903-03022016MS	WATER		MS	N-Nitrosodimethylamine	1	53	25	110
	OT29-GW-2903-03022016MS	WATER		MS	N-Nitrosodi-n-propylamine	1	81	35	130
	OT29-GW-2903-03022016MS	WATER		MS	N-Nitrosodiphenylamine	1	78	50	110
	OT29-GW-2903-03022016MS	WATER		MS	Pentachlorophenol	1	89	40	115
	OT29-GW-2903-03022016MS	WATER		MS	Phenol	1	37	0	115
	OT29-GW-2903-03022016MS	WATER		MS	Phenol-d5 (Surr)	1	37	10	115
	OT29-GW-2903-03022016MS	WATER		MS	Terphenyl-d14 (Surr)	1	101	50	135
	OT29-GW-2903-03022016MSD	WATER		SD	1,2,4,5-Tetrachlorobenzene	1	74	41	103
	OT29-GW-2903-03022016MSD	WATER		SD	2,4,5-Trichlorophenol	1	95	50	110
	OT29-GW-2903-03022016MSD	WATER		SD	2,4,6-Tribromophenol (Surr)	1	107	40	125
	OT29-GW-2903-03022016MSD	WATER		SD	2,4,6-Trichlorophenol	1	94	50	115

Table 7. Matrix Spike and Matrix Spike Duplicate Sample Data Summary for Groundwater Samples for the Open Detonation Unit, Kirtland Air Force Base, February 2016

Method	Sample ID	Matrix	SDG	QA/QC Type	Analyte	Dilution	% Recovery	Lower Control Limit	Upper Control Limit
SW8270									
	OT29-GW-2903-03022016MSD	WATER	320-17155-1	SD	2,4-Dichlorophenol	1	84	50	105
	OT29-GW-2903-03022016MSD	WATER		SD	2,4-Dimethylphenol	1	78	30	110
	OT29-GW-2903-03022016MSD	WATER		SD	2,4-Dinitrotoluene	1	96	50	120
	OT29-GW-2903-03022016MSD	WATER		SD	2,6-Dichlorophenol	1	83	70	130
	OT29-GW-2903-03022016MSD	WATER		SD	2,6-Dinitrotoluene	1	95	50	115
	OT29-GW-2903-03022016MSD	WATER		SD	2-Chloronaphthalene	1	76	50	105
	OT29-GW-2903-03022016MSD	WATER		SD	2-Chlorophenol	1	80	35	105
	OT29-GW-2903-03022016MSD	WATER		SD	2-Fluorobiphenyl (Surr)	1	82	50	110
	OT29-GW-2903-03022016MSD	WATER		SD	2-Fluorophenol (Surr)	1	58	20	110
	OT29-GW-2903-03022016MSD	WATER		SD	2-Methylphenol	1	74	40	110
	OT29-GW-2903-03022016MSD	WATER		SD	2-Nitroaniline	1	92	50	115
	OT29-GW-2903-03022016MSD	WATER		SD	2-Nitrophenol	1	92	40	115
	OT29-GW-2903-03022016MSD	WATER		SD	3,3'-Dichlorobenzidine	1	91	20	110
	OT29-GW-2903-03022016MSD	WATER		SD	3-Methylphenol & 4-Methylphenol	1	69	30	110
	OT29-GW-2903-03022016MSD	WATER		SD	3-Nitroaniline	1	83	20	125
	OT29-GW-2903-03022016MSD	WATER		SD	4,6-Dinitro-2-methylphenol	1	95	40	130
	OT29-GW-2903-03022016MSD	WATER		SD	4-Bromophenyl phenyl ether	1	91	50	115
	OT29-GW-2903-03022016MSD	WATER		SD	4-Chloro-3-methylphenol	1	87	45	110
	OT29-GW-2903-03022016MSD	WATER		SD	4-Chloroaniline	1	71	15	110
	OT29-GW-2903-03022016MSD	WATER		SD	4-Chlorophenyl phenyl ether	1	83	50	110
	OT29-GW-2903-03022016MSD	WATER		SD	4-Nitroaniline	1	98	35	120
	OT29-GW-2903-03022016MSD	WATER		SD	4-Nitrophenol	1	44	0	125
	OT29-GW-2903-03022016MSD	WATER		SD	Acetophenone	1	76	70	130
	OT29-GW-2903-03022016MSD	WATER		SD	Azobenzene	1	76	55	115
	OT29-GW-2903-03022016MSD	WATER		SD	Benzaldehyde	1	72	70	130
	OT29-GW-2903-03022016MSD	WATER		SD	Biphenyl	1	76	47	101
	OT29-GW-2903-03022016MSD	WATER		SD	bis (2-chloroisopropyl) ether	1	67	25	130
	OT29-GW-2903-03022016MSD	WATER		SD	Bis(2-chloroethoxy)methane	1	77	45	105
	OT29-GW-2903-03022016MSD	WATER		SD	Bis(2-chloroethyl)ether	1	79	35	110
	OT29-GW-2903-03022016MSD	WATER		SD	Bis(2-ethylhexyl) phthalate	1	95	40	125
	OT29-GW-2903-03022016MSD	WATER		SD	Butyl benzyl phthalate	1	96	45	115
	OT29-GW-2903-03022016MSD	WATER		SD	Carbazole	1	85	50	115
	OT29-GW-2903-03022016MSD	WATER		SD	Dibenzofuran	1	80	55	105
	OT29-GW-2903-03022016MSD	WATER		SD	Diethyl phthalate	1	87	40	120
	OT29-GW-2903-03022016MSD	WATER		SD	Dimethyl phthalate	1	86	25	125
	OT29-GW-2903-03022016MSD	WATER		SD	Di-n-butyl phthalate	1	89	55	115
	OT29-GW-2903-03022016MSD	WATER		SD	Di-n-octyl phthalate	1	92	35	135
	OT29-GW-2903-03022016MSD	WATER		SD	Hexachlorobenzene	1	90	50	110
	OT29-GW-2903-03022016MSD	WATER		SD	Hexachlorobutadiene	1	61	25	105
	OT29-GW-2903-03022016MSD	WATER		SD	Hexachlorocyclopentadiene	1	53	37	93
	OT29-GW-2903-03022016MSD	WATER		SD	Hexachloroethane	1	62	30	95
	OT29-GW-2903-03022016MSD	WATER		SD	Isophorone	1	75	50	110

Table 7. Matrix Spike and Matrix Spike Duplicate Sample Data Summary for Groundwater Samples for the Open Detonation Unit, Kirtland Air Force Base, February 2016

Method	Sample ID	Matrix	SDG	QA/QC Type	Analyte	Dilution	% Recovery	Lower Control Limit	Upper Control Limit
SW8270									
	OT29-GW-2903-03022016MSD	WATER	320-17155-1	SD	Nitrobenzene	1	79	45	110
	OT29-GW-2903-03022016MSD	WATER		SD	Nitrobenzene-d5 (Surr)	1	88	40	110
	OT29-GW-2903-03022016MSD	WATER		SD	N-Nitrosodimethylamine	1	54	25	110
	OT29-GW-2903-03022016MSD	WATER		SD	N-Nitrosodi-n-propylamine	1	79	35	130
	OT29-GW-2903-03022016MSD	WATER		SD	N-Nitrosodiphenylamine	1	77	50	110
	OT29-GW-2903-03022016MSD	WATER		SD	Pentachlorophenol	1	87	40	115
	OT29-GW-2903-03022016MSD	WATER		SD	Phenol	1	38	0	115
	OT29-GW-2903-03022016MSD	WATER		SD	Phenol-d5 (Surr)	1	38	10	115
	OT29-GW-2903-03022016MSD	WATER		SD	Terphenyl-d14 (Surr)	1	100	50	135
SW8270SI									
	OT29-GW-2903-03022016MS	WATER	320-17155-1	MS	1,4-Dioxane	1	22	12	52
	OT29-GW-2903-03022016MS	WATER		MS	1-Methylnaphthalene	1	69	38	107
	OT29-GW-2903-03022016MS	WATER		MS	2-Fluorobiphenyl (Surr)	1	65	50	110
	OT29-GW-2903-03022016MS	WATER		MS	2-Methylnaphthalene	1	69	45	105
	OT29-GW-2903-03022016MS	WATER		MS	Acenaphthene	1	69	45	110
	OT29-GW-2903-03022016MS	WATER		MS	Acenaphthylene	1	69	50	105
	OT29-GW-2903-03022016MS	WATER		MS	Anthracene	1	79	55	110
	OT29-GW-2903-03022016MS	WATER		MS	Benzo[a]anthracene	1	91	55	110
	OT29-GW-2903-03022016MS	WATER		MS	Benzo[a]pyrene	1	83	55	110
	OT29-GW-2903-03022016MS	WATER		MS	Benzo[b]fluoranthene	1	88	45	120
	OT29-GW-2903-03022016MS	WATER		MS	Benzo[g,h,i]perylene	1	89	40	125
	OT29-GW-2903-03022016MS	WATER		MS	Benzo[k]fluoranthene	1	87	45	125
	OT29-GW-2903-03022016MS	WATER		MS	Chrysene	1	90	55	110
	OT29-GW-2903-03022016MS	WATER		MS	Dibenz(a,h)anthracene	1	89	40	125
	OT29-GW-2903-03022016MS	WATER		MS	Fluoranthene	1	89	55	115
	OT29-GW-2903-03022016MS	WATER		MS	Fluorene	1	73	50	110
	OT29-GW-2903-03022016MS	WATER		MS	Indeno[1,2,3-cd]pyrene	1	89	45	125
	OT29-GW-2903-03022016MS	WATER		MS	Naphthalene	1	68	40	100
	OT29-GW-2903-03022016MS	WATER		MS	Nitrobenzene-d5	1	60	40	110
	OT29-GW-2903-03022016MS	WATER		MS	Nitrobenzene-d5	1	67	40	110
	OT29-GW-2903-03022016MS	WATER		MS	Phenanthrene	1	80	50	115
	OT29-GW-2903-03022016MS	WATER		MS	Pyrene	1	87	50	130
	OT29-GW-2903-03022016MS	WATER		MS	Terphenyl-d14	1	79	50	135
	OT29-GW-2903-03022016MSD	WATER		SD	1,4-Dioxane	1	22	12	52
	OT29-GW-2903-03022016MSD	WATER		SD	1-Methylnaphthalene	1	72	38	107
	OT29-GW-2903-03022016MSD	WATER		SD	2-Fluorobiphenyl (Surr)	1	71	50	110
	OT29-GW-2903-03022016MSD	WATER		SD	2-Methylnaphthalene	1	73	45	105
	OT29-GW-2903-03022016MSD	WATER		SD	Acenaphthene	1	72	45	110
	OT29-GW-2903-03022016MSD	WATER		SD	Acenaphthylene	1	71	50	105
	OT29-GW-2903-03022016MSD	WATER		SD	Anthracene	1	74	55	110
	OT29-GW-2903-03022016MSD	WATER		SD	Benzo[a]anthracene	1	87	55	110
	OT29-GW-2903-03022016MSD	WATER		SD	Benzo[a]pyrene	1	81	55	110

Table 7. Matrix Spike and Matrix Spike Duplicate Sample Data Summary for Groundwater Samples for the Open Detonation Unit, Kirtland Air Force Base, February 2016

Method	Sample ID	Matrix	SDG	QA/QC Type	Analyte	Dilution	% Recovery	Lower Control Limit	Upper Control Limit
SW8270SI									
	OT29-GW-2903-03022016MSD	WATER	320-17155-1	SD	Benzo[b]fluoranthene	1	87	45	120
	OT29-GW-2903-03022016MSD	WATER		SD	Benzo[g,h,i]perylene	1	89	40	125
	OT29-GW-2903-03022016MSD	WATER		SD	Benzo[k]fluoranthene	1	88	45	125
	OT29-GW-2903-03022016MSD	WATER		SD	Chrysene	1	85	55	110
	OT29-GW-2903-03022016MSD	WATER		SD	Dibenz(a,h)anthracene	1	86	40	125
	OT29-GW-2903-03022016MSD	WATER		SD	Fluoranthene	1	84	55	115
	OT29-GW-2903-03022016MSD	WATER		SD	Fluorene	1	73	50	110
	OT29-GW-2903-03022016MSD	WATER		SD	Indeno[1,2,3-cd]pyrene	1	93	45	125
	OT29-GW-2903-03022016MSD	WATER		SD	Naphthalene	1	72	40	100
	OT29-GW-2903-03022016MSD	WATER		SD	Nitrobenzene-d5	1	61	40	110
	OT29-GW-2903-03022016MSD	WATER		SD	Nitrobenzene-d5	1	73	40	110
	OT29-GW-2903-03022016MSD	WATER		SD	Phenanthrene	1	76	50	115
	OT29-GW-2903-03022016MSD	WATER		SD	Pyrene	1	84	50	130
	OT29-GW-2903-03022016MSD	WATER		SD	Terphenyl-d14	1	77	50	135
SW8290									
	OT29-GW-2903-03022016MS	WATER	320-17155-2	MS	1,2,3,4,6,7,8-HpCDD	1	117	81	132
	OT29-GW-2903-03022016MS	WATER		MS	1,2,3,4,6,7,8-HpCDF	1	111	81	135
	OT29-GW-2903-03022016MS	WATER		MS	1,2,3,4,7,8,9-HpCDF	1	109	72	140
	OT29-GW-2903-03022016MS	WATER		MS	1,2,3,4,7,8-HxCDD	1	104	65	144
	OT29-GW-2903-03022016MS	WATER		MS	1,2,3,4,7,8-HxCDF	1	122	86	126
	OT29-GW-2903-03022016MS	WATER		MS	1,2,3,6,7,8-HxCDD	1	116	78	137
	OT29-GW-2903-03022016MS	WATER		**MS**	**1,2,3,6,7,8-HxCDF**	1	**139**	**79**	**137**
	OT29-GW-2903-03022016MS	WATER		MS	1,2,3,7,8,9-HxCDD	1	106	74	142
	OT29-GW-2903-03022016MS	WATER		MS	1,2,3,7,8,9-HxCDF	1	130	72	145
	OT29-GW-2903-03022016MS	WATER		MS	1,2,3,7,8-PeCDD	1	113	79	125
	OT29-GW-2903-03022016MS	WATER		MS	1,2,3,7,8-PeCDF	1	120	79	137
	OT29-GW-2903-03022016MS	WATER		MS	13C-1,2,3,4,6,7,8-HpCDD	1	93	40	135
	OT29-GW-2903-03022016MS	WATER		MS	13C-1,2,3,4,6,7,8-HpCDF	1	96	40	135
	OT29-GW-2903-03022016MS	WATER		MS	13C-1,2,3,4,7,8-HxCDF	1	75	40	135
	OT29-GW-2903-03022016MS	WATER		MS	13C-1,2,3,6,7,8-HxCDD	1	85	40	135
	OT29-GW-2903-03022016MS	WATER		MS	13C-1,2,3,7,8-PeCDD	1	71	40	135
	OT29-GW-2903-03022016MS	WATER		MS	13C-1,2,3,7,8-PeCDF	1	76	40	135
	OT29-GW-2903-03022016MS	WATER		MS	13C-2,3,7,8-TCDD	1	82	40	135
	OT29-GW-2903-03022016MS	WATER		MS	13C-2,3,7,8-TCDF	1	79	40	135
	OT29-GW-2903-03022016MS	WATER		MS	13C-OCDD	1	86	40	135
	OT29-GW-2903-03022016MS	WATER		MS	2,3,4,6,7,8-HxCDF	1	130	80	138
	OT29-GW-2903-03022016MS	WATER		MS	2,3,4,7,8-PeCDF	1	113	76	137
	OT29-GW-2903-03022016MS	WATER		MS	2,3,7,8-TCDD	1	112	72	144
	OT29-GW-2903-03022016MS	WATER		MS	2,3,7,8-TCDF	1	110	73	150
	OT29-GW-2903-03022016MS	WATER		MS	OCDD	1	114	80	129
	OT29-GW-2903-03022016MS	WATER		MS	OCDF	1	115	65	145
	OT29-GW-2903-03022016MSD	WATER		SD	1,2,3,4,6,7,8-HpCDD	1	113	81	132

Table 7. Matrix Spike and Matrix Spike Duplicate Sample Data Summary for Groundwater Samples for the Open Detonation Unit, Kirtland Air Force Base, February 2016

Method	Sample ID	Matrix	SDG	QA/QC Type	Analyte	Dilution	% Recovery	Lower Control Limit	Upper Control Limit
SW8290									
	OT29-GW-2903-03022016MSD	WATER	320-17155-2	SD	1,2,3,4,6,7,8-HpCDF	1	111	81	135
	OT29-GW-2903-03022016MSD	WATER		SD	1,2,3,4,7,8,9-HpCDF	1	114	72	140
	OT29-GW-2903-03022016MSD	WATER		SD	1,2,3,4,7,8-HxCDD	1	96	65	144
	OT29-GW-2903-03022016MSD	WATER		SD	1,2,3,4,7,8-HxCDF	1	117	86	126
	OT29-GW-2903-03022016MSD	WATER		SD	1,2,3,6,7,8-HxCDD	1	112	78	137
	OT29-GW-2903-03022016MSD	WATER		SD	1,2,3,6,7,8-HxCDF	1	129	79	137
	OT29-GW-2903-03022016MSD	WATER		SD	1,2,3,7,8,9-HxCDD	1	102	74	142
	OT29-GW-2903-03022016MSD	WATER		SD	1,2,3,7,8,9-HxCDF	1	120	72	145
	OT29-GW-2903-03022016MSD	WATER		SD	1,2,3,7,8-PeCDD	1	111	79	125
	OT29-GW-2903-03022016MSD	WATER		SD	1,2,3,7,8-PeCDF	1	118	79	137
	OT29-GW-2903-03022016MSD	WATER		SD	13C-1,2,3,4,6,7,8-HpCDD	1	90	40	135
	OT29-GW-2903-03022016MSD	WATER		SD	13C-1,2,3,4,6,7,8-HpCDF	1	91	40	135
	OT29-GW-2903-03022016MSD	WATER		SD	13C-1,2,3,4,7,8-HxCDF	1	77	40	135
	OT29-GW-2903-03022016MSD	WATER		SD	13C-1,2,3,6,7,8-HxCDD	1	88	40	135
	OT29-GW-2903-03022016MSD	WATER		SD	13C-1,2,3,7,8-PeCDD	1	73	40	135
	OT29-GW-2903-03022016MSD	WATER		SD	13C-1,2,3,7,8-PeCDF	1	76	40	135
	OT29-GW-2903-03022016MSD	WATER		SD	13C-2,3,7,8-TCDD	1	80	40	135
	OT29-GW-2903-03022016MSD	WATER		SD	13C-2,3,7,8-TCDF	1	78	40	135
	OT29-GW-2903-03022016MSD	WATER		SD	13C-OCDD	1	93	40	135
	OT29-GW-2903-03022016MSD	WATER		SD	2,3,4,6,7,8-HxCDF	1	124	80	138
	OT29-GW-2903-03022016MSD	WATER		SD	2,3,4,7,8-PeCDF	1	110	76	137
	OT29-GW-2903-03022016MSD	WATER		SD	2,3,7,8-TCDD	1	112	72	144
	OT29-GW-2903-03022016MSD	WATER		SD	2,3,7,8-TCDF	1	108	73	150
	OT29-GW-2903-03022016MSD	WATER		SD	OCDD	1	112	80	129
	OT29-GW-2903-03022016MSD	WATER		SD	OCDF	1	118	65	145
SW8330B									
	OT29-GW-2903-03022016MS	WATER	320-17155-1	MS	1,3,5-Trinitrobenzene	1	102	65	140
	OT29-GW-2903-03022016MS	WATER		MS	1,3-Dinitrobenzene	1	107	45	160
	OT29-GW-2903-03022016MS	WATER		MS	2,4,6-Trinitrotoluene	1	98	50	145
	OT29-GW-2903-03022016MS	WATER		MS	2,4-Dinitrotoluene	1	100	60	135
	OT29-GW-2903-03022016MS	WATER		MS	2,6-Dinitrotoluene	1	100	60	135
	OT29-GW-2903-03022016MS	WATER		MS	2-Amino-4,6-dinitrotoluene	1	100	50	155
	OT29-GW-2903-03022016MS	WATER		MS	2-Nitrotoluene	1	96	45	135
	OT29-GW-2903-03022016MS	WATER		MS	3,4-Dinitrotoluene	1	92	79	111
	OT29-GW-2903-03022016MS	WATER		MS	3-Nitrotoluene	1	98	50	130
	OT29-GW-2903-03022016MS	WATER		MS	4-Amino-2,6-dinitrotoluene	1	100	55	155
	OT29-GW-2903-03022016MS	WATER		MS	4-Nitrotoluene	1	96	50	130
	OT29-GW-2903-03022016MS	WATER		MS	HMX	1	105	80	115
	OT29-GW-2903-03022016MS	WATER		MS	Nitrobenzene	1	106	50	140
	OT29-GW-2903-03022016MS	WATER		MS	Nitroglycerin	1	100	80	120
	OT29-GW-2903-03022016MS	WATER		MS	PETN	1	97	76	116
	OT29-GW-2903-03022016MS	WATER		MS	RDX	1	112	50	160

Table 7. Matrix Spike and Matrix Spike Duplicate Sample Data Summary for Groundwater Samples for the Open Detonation Unit, Kirtland Air Force Base, February 2016

Method	Sample ID	Matrix	SDG	QA/QC Type	Analyte	Dilution	% Recovery	Lower Control Limit	Upper Control Limit
SW8330B									
	OT29-GW-2903-03022016MS	WATER	320-17155-1	MS	Tetryl	1	95	20	175
	OT29-GW-2903-03022016MSD	WATER		SD	1,3,5-Trinitrobenzene	1	108	65	140
	OT29-GW-2903-03022016MSD	WATER		SD	1,3-Dinitrobenzene	1	110	45	160
	OT29-GW-2903-03022016MSD	WATER		SD	2,4,6-Trinitrotoluene	1	103	50	145
	OT29-GW-2903-03022016MSD	WATER		SD	2,4-Dinitrotoluene	1	103	60	135
	OT29-GW-2903-03022016MSD	WATER		SD	2,6-Dinitrotoluene	1	102	60	135
	OT29-GW-2903-03022016MSD	WATER		SD	2-Amino-4,6-dinitrotoluene	1	104	50	155
	OT29-GW-2903-03022016MSD	WATER		SD	2-Nitrotoluene	1	99	45	135
	OT29-GW-2903-03022016MSD	WATER		SD	3,4-Dinitrotoluene	1	95	79	111
	OT29-GW-2903-03022016MSD	WATER		SD	3-Nitrotoluene	1	104	50	130
	OT29-GW-2903-03022016MSD	WATER		SD	4-Amino-2,6-dinitrotoluene	1	104	55	155
	OT29-GW-2903-03022016MSD	WATER		SD	4-Nitrotoluene	1	100	50	130
	OT29-GW-2903-03022016MSD	WATER		SD	HMX	1	109	80	115
	OT29-GW-2903-03022016MSD	WATER		SD	Nitrobenzene	1	112	50	140
	OT29-GW-2903-03022016MSD	WATER		SD	Nitroglycerin	1	103	80	120
	OT29-GW-2903-03022016MSD	WATER		SD	PETN	1	99	76	116
	OT29-GW-2903-03022016MSD	WATER		SD	RDX	1	118	50	160
	OT29-GW-2903-03022016MSD	WATER		SD	Tetryl	1	101	20	175
SW9034									
	OT29-GW-2903-03022016MS	WATER	320-17155-1	MS	Sulfide	1	91	90	110
	OT29-GW-2903-03022016MSD	WATER		**SD**	**Sulfide**	1	**86**	**90**	**110**
SW9056									
	OT29-GW-2901-02022016MS	WATER	320-17115-1	MS	Bromide	2	99	90	110
	OT29-GW-2901-02022016MS	WATER		MS	Chloride	20	100	90	110
	OT29-GW-2901-02022016MS	WATER		MS	Fluoride	2	94	90	110
	OT29-GW-2901-02022016MS	WATER		MS	Nitrate as N	2	95	90	110
	OT29-GW-2901-02022016MS	WATER		MS	Nitrite as N	2	104	90	110
	OT29-GW-2901-02022016MS	WATER		MS	Sulfate	2	108	90	110
	OT29-GW-2901-02022016MSD	WATER		SD	Bromide	2	99	90	110
	OT29-GW-2901-02022016MSD	WATER		SD	Chloride	20	101	90	110
	OT29-GW-2901-02022016MSD	WATER		SD	Fluoride	2	94	90	110
	OT29-GW-2901-02022016MSD	WATER		SD	Nitrate as N	2	95	90	110
	OT29-GW-2901-02022016MSD	WATER		SD	Nitrite as N	2	103	90	110
	OT29-GW-2901-02022016MSD	WATER		SD	Sulfate	2	100	90	110
	OT29-GW-2902-03022016MS	WATER	320-17155-1	MS	Bromide	1	99	90	110
	OT29-GW-2902-03022016MS	WATER		MS	Chloride	25	108	90	110
	OT29-GW-2902-03022016MS	WATER		MS	Fluoride	1	93	90	110
	OT29-GW-2902-03022016MS	WATER		MS	Nitrate as N	5	100	90	110
	OT29-GW-2902-03022016MS	WATER		MS	Nitrite as N	1	100	90	110
	OT29-GW-2902-03022016MS	WATER		MS	Sulfate	5	105	90	110
	OT29-GW-2902-03022016MSD	WATER		SD	Bromide	1	100	90	110
	OT29-GW-2902-03022016MSD	WATER		SD	Chloride	25	109	90	110

Table 7. Matrix Spike and Matrix Spike Duplicate Sample Data Summary for Groundwater Samples for the Open Detonation Unit, Kirtland Air Force Base, February 2016

Method	Sample ID	Matrix	SDG	QA/QC Type	Analyte	Dilution	% Recovery	Lower Control Limit	Upper Control Limit
SW9056									
	OT29-GW-2902-03022016MSD	WATER	320-17155-1	SD	Fluoride	1	95	90	110
	OT29-GW-2902-03022016MSD	WATER		SD	Nitrate as N	5	101	90	110
	OT29-GW-2902-03022016MSD	WATER		SD	Nitrite as N	1	101	90	110
	OT29-GW-2902-03022016MSD	WATER		SD	Sulfate	5	105	90	110
SW9060									
	OT29-GW-2903-03022016MS	WATER	320-17155-1	MS	Total Organic Carbon - Duplicates	1	102	90	110
	OT29-GW-2903-03022016MSD	WATER		SD	Total Organic Carbon - Duplicates	1	102	90	110

Bold formatting indicates recoveries below the lower control limit or above the upper control limit.

QA/QC Type

MS = Matrix Spike
SD = Matrix Spike Duplicate

APPENDIX D

Investigation-Derived Waste Documentation

CH2M HILL
3721 Rutledge Road NE
Suite B-1
Albuquerque, NM 87109
Tel 505.884.5600
Fax 505.883.7507

July 10, 2015

VIA EMAIL

Ms. Katrina Wheelock
2050 Wyoming Boulevard SE
Kirtland AFB, NM 87117-5270

Reference: USACE Contract No. W912DR-09-D-004

Subject: Disposal of Soil Drill Cuttings - Monitoring Wells KAFB-2901, KAFB-2902, KAFB-2903, and KAFB-2904, Open Detonation Unit, Kirtland Air Force Base, New Mexico

Dear Ms. Wheelock:

CH2M HILL is requesting permission to dispose of soil drill cuttings into the Kirtland Air Force Base (AFB) Construction and Demolition (C&D) debris landfill. The soil was generated and subsequently analyzed as discussed below.

During May and June of 2015, CH2M HILL conducted drilling operations in association with the ongoing investigation at the Open Detonation Unit. Drilling operations completed four groundwater monitoring wells during June of 2015. Drilling activities generated approximately 30 cubic yards of soil which are stored in two 20-cubic yard roll-off containers. Soil contamination was not anticipated in the soil from monitoring wells KAFB-2901, KAFB-2902, KAFB-2903 and KAFB-2904; the monitoring wells were drilled in areas located outside of the primary detonation area. Previous soil samples collected within the detonation area did not contain constituents above New Mexico Environment Department residential soil screening levels.

One five-point composite sample was collected from the cuttings from each of the two roll-off containers. The composite soil samples were analyzed for Toxic Characteristic Leaching Procedures (TCLP) Resource Conservation and Recovery Act (RCRA) metals, TCLP pesticides, TCLP herbicides, TCLP semi-volatile organic compounds (SVOCs), TCLP volatile organic compounds (VOCs), Total Petroleum Hydrocarbons (TPH) Diesel Range Organics (DRO), TPH Gasoline Range Organics (GRO), pH, and ignitability analysis.

Table 1 presents a summary of the reportable concentrations from the analyses of the composite samples collected from the KAFB-2901, KAFB-2902, KAFB-2903 and KAFB-2904 monitoring well drill cuttings. Arsenic, barium, chromium, and selenium were detected in the samples but were below regulatory levels. Total petroleum hydrocarbons were detected as diesel range organics (DRO) at concentrations of 11 M and 36 M mg/kg. The laboratory data flag of M indicates that the reported concentration is estimated due to matrix interference. These detections may be attributable to naturally occurring organic material in soil rather than site contamination.

Please review the attached analytical data and determine if the soil is suitable for disposal at the Kirtland AFB C&D landfill. The roll-off dumpsters are owned by ACT and are roll-off numbers 053620 and 060820. Upon receiving notification of Kirtland AFB's acceptance of the soil, CH2M HILL will coordinate receipt of the landfill pass with Chenega and transport of the soil with ACT.

Should you have any questions regarding this request please feel free to contact me at 505-855-5244. Thank you for your assistance.

Sincerely,
CH2M HILL

Karen Jarocki. P.G.
Project Manager

Attachments:
Table 1: Summary of Investigation Derived Waste Soil Analytical Results from Monitoring Well KAFB-2901, KAFB-2902, KAFB-2903 and KAFB-2904, Open Burn/Open Detonation Unit, Kirtland Air Force Base, New Mexico.

Appendix 1: TestAmerica Analytical Laboratory Report

cc: Mr. Cole Crosgrove/G GS-11 USAF AFSEC/CZO

Table 1

Summary of Investigation Derived Waste Soil Analytical Results from Monitoring Wells KAFB-2901, KAFB-2902, KAFB-2903 and KAFB-2904

Open Detonation Unit, Kirtland Air Force Base, New Mexico

Analyte	RCRA Standard[1] (mg/L)	Samples	
		KAFB-SO-IDW053620	KAFB-SO-IDW060820
Method 8260B - Volatile Organic Compounds -TCLP (mg/L)			
No analytes detected			
Method 8270C - Semivolatile Organic Compounds -TCLP (mg/L)			
No analytes detected			
Method 8015B - Total Petroleum Hydrocarbons (TPH) (mg/kg)			
Diesel Range Organics [C10 - C28]	**NE**	**11 M**	**36 M**
Method 8081A - Pesticides - TCLP (mg/L)			
No analytes detected			
Method 8151A - Herbicides - TCLP (mg/L)			
No analytes detected			
Method 6010B - Metals - TCLP (mg/L)			
Arsenic	**5.0**	**-**	**0.040 J**
Barium	**100**	**0.14 J**	**1.5**
Chromium	**5.0**	**0.0072 J**	**-**
Selenium	**1.0**	**0.033 J**	**-**
Method 7470A - Mercury- TCLP			
Mercury	**0.2**	**0.000047 J**	**-**
General Chemistry			
Corrosivity by pH	**<2 or >12.5**	**8.82**	**8.81**

Notes

[1] - Code of Federal Code of Regulations Chaper 40, § 261.24.

mg/L - milligrams per liter

J - Analyte detected at concentration above instrument detection limit but below method detection limit.

M - Analyte detection reported is estimated and subject to matrix interference

NE - not established

KAFB-SO-IDW053620 - Soil collected from monitoring wells KAFB-2903 and KAFB-2904.

KAFB-SO-IDW060820 - Soil collected from monitoring wells KAFB-2901 and KAFB-2902.

Client Sample Results

Client: CH2M Hill Constructors, Inc.
Project/Site: Kirtland AFB 427917

TestAmerica Job ID: 320-13515-1

Client Sample ID: KAFB-SO-IDW053620

Lab Sample ID: 320-13515-1

Date Collected: 06/16/15 12:00

Matrix: Solid

Date Received: 06/17/15 12:11

Method: 8260B - Volatile Organic Compounds (GC/MS) - TCLP

Analyte	Result	Qualifier	LOQ	DL	Unit	D	Prepared	Analyzed	Dil Fac
Benzene	0.0040	U	0.010	0.0016	mg/L			06/24/15 02:28	1
Carbon tetrachloride	0.0040	U	0.010	0.0019	mg/L			06/24/15 02:28	1
Chlorobenzene	0.0040	U	0.010	0.0017	mg/L			06/24/15 02:28	1
Chloroform	0.0040	U	0.010	0.0016	mg/L			06/24/15 02:28	1
1,4-Dichlorobenzene	0.0040	U	0.010	0.0016	mg/L			06/24/15 02:28	1
1,2-Dichloroethane	0.0040	U	0.010	0.0013	mg/L			06/24/15 02:28	1
1,1-Dichloroethene	0.0080	U	0.010	0.0023	mg/L			06/24/15 02:28	1
Methyl ethyl ketone (MEK)	0.064	U	0.10	0.018	mg/L			06/24/15 02:28	1
Tetrachloroethene	0.0040	U	0.010	0.0020	mg/L			06/24/15 02:28	1
Trichloroethene	0.0040	U	0.010	0.0016	mg/L			06/24/15 02:28	1
Vinyl chloride	0.0020	U	0.010	0.0010	mg/L			06/24/15 02:28	1

Surrogate	*%Recovery*	*Qualifier*	*Limits*	*Prepared*	*Analyzed*	*Dil Fac*
4-Bromofluorobenzene (Surr)	*95*		*78 - 121*		*06/24/15 02:28*	*1*
Dibromofluoromethane (Surr)	*107*		*79 - 119*		*06/24/15 02:28*	*1*
1,2-Dichloroethane-d4 (Surr)	*109*		*64 - 129*		*06/24/15 02:28*	*1*
Toluene-d8 (Surr)	*98*		*78 - 120*		*06/24/15 02:28*	*1*

Method: 8270C - Semivolatile Organic Compounds (GC/MS) - TCLP

Analyte	Result	Qualifier	LOQ	DL	Unit	D	Prepared	Analyzed	Dil Fac
2,4-Dinitrotoluene	22	U	50	8.3	ug/L		06/24/15 08:34	07/02/15 02:18	1
Hexachlorobenzene	10	U	50	3.3	ug/L		06/24/15 08:34	07/02/15 02:18	1
Hexachloro-1,3-butadiene	50	U	50	17	ug/L		06/24/15 08:34	07/02/15 02:18	1
Hexachloroethane	22	U	50	11	ug/L		06/24/15 08:34	07/02/15 02:18	1
1,4-Dichlorobenzene	20	U	20	1.6	ug/L		06/24/15 08:34	07/02/15 02:18	1
2-Methylphenol	10	U	50	4.9	ug/L		06/24/15 08:34	07/02/15 02:18	1
Nitrobenzene	10	U	50	4.1	ug/L		06/24/15 08:34	07/02/15 02:18	1
Pentachlorophenol	200	U	250	100	ug/L		06/24/15 08:34	07/02/15 02:18	1
2,4,5-Trichlorophenol	5.0	U	50	2.2	ug/L		06/24/15 08:34	07/02/15 02:18	1
2,4,6-Trichlorophenol	5.0	U	25	1.4	ug/L		06/24/15 08:34	07/02/15 02:18	1
3 & 4 Methylphenol	2.5	U	50	1.3	ug/L		06/24/15 08:34	07/02/15 02:18	1
Pyridine	22	U J	100	5.7	ug/L		06/24/15 08:34	07/02/15 02:18	1

Surrogate	*%Recovery*	*Qualifier*	*Limits*	*Prepared*	*Analyzed*	*Dil Fac*
2-Fluorobiphenyl	*83*		*49 - 120*	*06/24/15 08:34*	*07/02/15 02:18*	*1*
2-Fluorophenol (Surr)	*76*		*50 - 120*	*06/24/15 08:34*	*07/02/15 02:18*	*1*
Nitrobenzene-d5 (Surr)	*87*		*51 - 120*	*06/24/15 08:34*	*07/02/15 02:18*	*1*
Terphenyl-d14 (Surr)	*86*		*56 - 120*	*06/24/15 08:34*	*07/02/15 02:18*	*1*
2,4,6-Tribromophenol (Surr)	*92*		*51 - 120*	*06/24/15 08:34*	*07/02/15 02:18*	*1*
Phenol-d5 (Surr)	*69*		*47 - 120*	*06/24/15 08:34*	*07/02/15 02:18*	*1*

Method: 8015B_GRO - Gasoline Range Organics (GRO)

Analyte	Result	Qualifier	LOQ	DL	Unit	D	Prepared	Analyzed	Dil Fac
Gasoline Range Organics (GRO) -C6-C10	1.1	U	1.2	0.32	mg/Kg	☼	06/25/15 11:45	06/26/15 01:44	1

Surrogate	*%Recovery*	*Qualifier*	*Limits*	*Prepared*	*Analyzed*	*Dil Fac*
a,a,a-Trifluorotoluene	*100*		*77 - 130*	*06/25/15 11:45*	*06/26/15 01:44*	*1*

Client Sample Results

Client: CH2M Hill Constructors, Inc.
Project/Site: Kirtland AFB 427917

TestAmerica Job ID: 320-13515-1

Client Sample ID: KAFB-SO-IDW053620

Date Collected: 06/16/15 12:00
Date Received: 06/17/15 12:11

Lab Sample ID: 320-13515-1

Matrix: Solid
Percent Solids: 97.6

Method: 8015B_DRO - Diesel Range Organics (DRO) (GC)

Analyte	Result	Qualifier	LOQ	DL	Unit	D	Prepared	Analyzed	Dil Fac
Diesel Range Organics [C10-C28]	**11**	**M**	4.1	0.69	mg/Kg	☼	06/24/15 23:03	06/26/15 12:39	1

Surrogate	*%Recovery*	*Qualifier*	*Limits*	*Prepared*	*Analyzed*	*Dil Fac*
o-Terphenyl (Surr)	*76*	*M*	*49 - 115*	*06/24/15 23:03*	*06/26/15 12:39*	*1*
n-Octacosane	*94*		*25 - 162*	*06/24/15 23:03*	*06/26/15 12:39*	*1*

Method: 8081A - Organochlorine Pesticides (GC) - TCLP

Analyte	Result	Qualifier	LOQ	DL	Unit	D	Prepared	Analyzed	Dil Fac
Endrin	0.00020	U	0.00050	0.000079	mg/L		06/24/15 08:36	06/27/15 03:16	1
Heptachlor	0.00020	U	0.00050	0.000077	mg/L		06/24/15 08:36	06/27/15 03:16	1
Heptachlor epoxide	0.00020	U	0.00050	0.000075	mg/L		06/24/15 08:36	06/27/15 03:16	1
gamma-BHC (Lindane)	0.00020	U	0.00050	0.000069	mg/L		06/24/15 08:36	06/27/15 03:16	1
Methoxychlor	0.00050	U	0.0010	0.00013	mg/L		06/24/15 08:36	06/27/15 03:16	1
Toxaphene	0.0075	U	0.020	0.0037	mg/L		06/24/15 08:36	06/27/15 03:16	1
Chlordane (n.o.s.)	0.0040	U	0.0050	0.0014	mg/L		06/24/15 08:36	06/27/15 03:16	1

Surrogate	*%Recovery*	*Qualifier*	*Limits*	*Prepared*	*Analyzed*	*Dil Fac*
Tetrachloro-m-xylene	*75*		*28 - 115*	*06/24/15 08:36*	*06/27/15 03:16*	*1*
DCB Decachlorobiphenyl	*94*		*34 - 122*	*06/24/15 08:36*	*06/27/15 03:16*	*1*

Method: 8151A - Herbicides (GC) - TCLP

Analyte	Result	Qualifier	LOQ	DL	Unit	D	Prepared	Analyzed	Dil Fac
Silvex (2,4,5-TP)	0.0060	U M J	0.010	0.0017	mg/L		06/22/15 17:55	06/30/15 04:31	1
2,4-D	0.0060	U J	0.040	0.0021	mg/L		06/22/15 17:55	06/30/15 04:31	1

Surrogate	*%Recovery*	*Qualifier*	*Limits*	*Prepared*	*Analyzed*	*Dil Fac*
2,4-Dichlorophenylacetic acid	*43*		*10 - 131*	*06/22/15 17:55*	*06/30/15 04:31*	*1*

Method: 6010B - Metals (ICP) - TCLP

Analyte	Result	Qualifier	LOQ	DL	Unit	D	Prepared	Analyzed	Dil Fac
Arsenic	0.075	U	0.50	0.022	mg/L		06/22/15 16:15	06/24/15 22:43	1
Barium	**0.14**	**J**	1.0	0.0020	mg/L		06/22/15 16:15	06/23/15 16:12	1
Cadmium	0.0090	U	0.10	0.0020	mg/L		06/22/15 16:15	06/23/15 16:12	1
Chromium	**0.0072**	**J**	0.50	0.0030	mg/L		06/22/15 16:15	06/23/15 16:12	1
Lead	0.050	U	0.50	0.013	mg/L		06/22/15 16:15	06/23/15 16:12	1
Selenium	**0.033**	**J**	0.10	0.024	mg/L		06/22/15 16:15	06/23/15 16:12	1
Silver	0.018	U	0.50	0.0040	mg/L		06/22/15 16:15	06/23/15 16:12	1

Method: 7470A - Mercury (CVAA) - TCLP

Analyte	Result	Qualifier	LOQ	DL	Unit	D	Prepared	Analyzed	Dil Fac
Hg	**0.000047**	**J**	0.0020	0.000030	mg/L		06/21/15 14:53	06/23/15 11:25	1

General Chemistry

Analyte	Result	Qualifier	LOQ	DL	Unit	D	Prepared	Analyzed	Dil Fac
Ignitability	**nb**				mm/sec			06/29/15 14:58	1

General Chemistry - Soluble

Analyte	Result	Qualifier	LOQ	DL	Unit	D	Prepared	Analyzed	Dil Fac
corrosivity by pH	**8.82**		0.100	0.100	SU			06/19/15 18:11	1
Temperature	**24.0**		1.00	1.00	Degrees C			06/19/15 18:11	1

Client Sample Results

Client: CH2M Hill Constructors, Inc.
Project/Site: Kirtland AFB 427917

TestAmerica Job ID: 320-13515-1

Client Sample ID: KAFB-SO-IDW060820

Lab Sample ID: 320-13515-2

Date Collected: 06/16/15 12:15

Matrix: Solid

Date Received: 06/17/15 12:11

Method: 8260B - Volatile Organic Compounds (GC/MS) - TCLP

Analyte	Result	Qualifier	LOQ	DL	Unit	D	Prepared	Analyzed	Dil Fac
Benzene	0.0040	U	0.010	0.0016	mg/L			06/24/15 02:49	1
Carbon tetrachloride	0.0040	U	0.010	0.0019	mg/L			06/24/15 02:49	1
Chlorobenzene	0.0040	U	0.010	0.0017	mg/L			06/24/15 02:49	1
Chloroform	0.0040	U	0.010	0.0016	mg/L			06/24/15 02:49	1
1,4-Dichlorobenzene	0.0040	U	0.010	0.0016	mg/L			06/24/15 02:49	1
1,2-Dichloroethane	0.0040	U	0.010	0.0013	mg/L			06/24/15 02:49	1
1,1-Dichloroethene	0.0080	U	0.010	0.0023	mg/L			06/24/15 02:49	1
Methyl ethyl ketone (MEK)	0.064	U	0.10	0.018	mg/L			06/24/15 02:49	1
Tetrachloroethene	0.0040	U	0.010	0.0020	mg/L			06/24/15 02:49	1
Trichloroethene	0.0040	U	0.010	0.0016	mg/L			06/24/15 02:49	1
Vinyl chloride	0.0020	U	0.010	0.0010	mg/L			06/24/15 02:49	1

Surrogate	*%Recovery*	*Qualifier*	*Limits*	*Prepared*	*Analyzed*	*Dil Fac*
4-Bromofluorobenzene (Surr)	*101*		*78 - 121*		*06/24/15 02:49*	*1*
Dibromofluoromethane (Surr)	*113*		*79 - 119*		*06/24/15 02:49*	*1*
1,2-Dichloroethane-d4 (Surr)	*114*		*64 - 129*		*06/24/15 02:49*	*1*
Toluene-d8 (Surr)	*104*		*78 - 120*		*06/24/15 02:49*	*1*

Method: 8270C - Semivolatile Organic Compounds (GC/MS) - TCLP

Analyte	Result	Qualifier	LOQ	DL	Unit	D	Prepared	Analyzed	Dil Fac
2,4-Dinitrotoluene	22	U	50	8.3	ug/L		06/24/15 08:34	07/03/15 03:24	1
Hexachlorobenzene	10	U	50	3.3	ug/L		06/24/15 08:34	07/03/15 03:24	1
Hexachloro-1,3-butadiene	50	U	50	17	ug/L		06/24/15 08:34	07/03/15 03:24	1
Hexachloroethane	22	U	50	11	ug/L		06/24/15 08:34	07/03/15 03:24	1
1,4-Dichlorobenzene	20	U	20	1.6	ug/L		06/24/15 08:34	07/03/15 03:24	1
2-Methylphenol	10	U	50	4.9	ug/L		06/24/15 08:34	07/03/15 03:24	1
Nitrobenzene	10	U	50	4.1	ug/L		06/24/15 08:34	07/03/15 03:24	1
Pentachlorophenol	200	U	250	100	ug/L		06/24/15 08:34	07/03/15 03:24	1
2,4,5-Trichlorophenol	5.0	U	50	2.2	ug/L		06/24/15 08:34	07/03/15 03:24	1
2,4,6-Trichlorophenol	5.0	U	25	1.4	ug/L		06/24/15 08:34	07/03/15 03:24	1
3 & 4 Methylphenol	2.5	U	50	1.3	ug/L		06/24/15 08:34	07/03/15 03:24	1
Pyridine	22	U	100	5.7	ug/L		06/24/15 08:34	07/03/15 03:24	1

Surrogate	*%Recovery*	*Qualifier*	*Limits*	*Prepared*	*Analyzed*	*Dil Fac*
2-Fluorobiphenyl	*70*		*49 - 120*	*06/24/15 08:34*	*07/03/15 03:24*	*1*
2-Fluorophenol (Surr)	*65*		*50 - 120*	*06/24/15 08:34*	*07/03/15 03:24*	*1*
Nitrobenzene-d5 (Surr)	*72*		*51 - 120*	*06/24/15 08:34*	*07/03/15 03:24*	*1*
Terphenyl-d14 (Surr)	*70*		*56 - 120*	*06/24/15 08:34*	*07/03/15 03:24*	*1*
2,4,6-Tribromophenol (Surr)	*68*		*51 - 120*	*06/24/15 08:34*	*07/03/15 03:24*	*1*
Phenol-d5 (Surr)	*57*		*47 - 120*	*06/24/15 08:34*	*07/03/15 03:24*	*1*

Method: 8015B_GRO - Gasoline Range Organics (GRO)

Analyte	Result	Qualifier	LOQ	DL	Unit	D	Prepared	Analyzed	Dil Fac
Gasoline Range Organics (GRO) -C6-C10	1.1	U	1.2	0.33	mg/Kg	☼	06/25/15 11:45	06/26/15 02:09	1

Surrogate	*%Recovery*	*Qualifier*	*Limits*	*Prepared*	*Analyzed*	*Dil Fac*
a,a,a-Trifluorotoluene	*95*		*77 - 130*	*06/25/15 11:45*	*06/26/15 02:09*	*1*

Client Sample Results

Client: CH2M Hill Constructors, Inc.
Project/Site: Kirtland AFB 427917

TestAmerica Job ID: 320-13515-1

Client Sample ID: KAFB-SO-IDW060820

Date Collected: 06/16/15 12:15
Date Received: 06/17/15 12:11

Lab Sample ID: 320-13515-2

Matrix: Solid
Percent Solids: 95.2

Method: 8015B_DRO - Diesel Range Organics (DRO) (GC)

Analyte	Result	Qualifier	LOQ	DL	Unit	D	Prepared	Analyzed	Dil Fac
Diesel Range Organics [C10-C28]	**36**	**M**	4.0	0.68	mg/Kg	☼	06/24/15 23:03	06/26/15 13:03	1

Surrogate	*%Recovery*	*Qualifier*	*Limits*	*Prepared*	*Analyzed*	*Dil Fac*
o-Terphenyl (Surr)	*76*	*M*	*49 - 115*	*06/24/15 23:03*	*06/26/15 13:03*	*1*
n-Octacosane	*87*		*25 - 162*	*06/24/15 23:03*	*06/26/15 13:03*	*1*

Method: 8081A - Organochlorine Pesticides (GC) - TCLP

Analyte	Result	Qualifier	LOQ	DL	Unit	D	Prepared	Analyzed	Dil Fac
Endrin	0.00020	U	0.00050	0.000079	mg/L		06/24/15 08:36	06/27/15 03:34	1
Heptachlor	0.00020	U	0.00050	0.000077	mg/L		06/24/15 08:36	06/27/15 03:34	1
Heptachlor epoxide	0.00020	U	0.00050	0.000075	mg/L		06/24/15 08:36	06/27/15 03:34	1
gamma-BHC (Lindane)	0.00020	U	0.00050	0.000069	mg/L		06/24/15 08:36	06/27/15 03:34	1
Methoxychlor	0.00050	U	0.0010	0.00013	mg/L		06/24/15 08:36	06/27/15 03:34	1
Toxaphene	0.0075	U	0.020	0.0037	mg/L		06/24/15 08:36	06/27/15 03:34	1
Chlordane (n.o.s.)	0.0040	U	0.0050	0.0014	mg/L		06/24/15 08:36	06/27/15 03:34	1

Surrogate	*%Recovery*	*Qualifier*	*Limits*	*Prepared*	*Analyzed*	*Dil Fac*
Tetrachloro-m-xylene	*72*		*28 - 115*	*06/24/15 08:36*	*06/27/15 03:34*	*1*
DCB Decachlorobiphenyl	*93*		*34 - 122*	*06/24/15 08:36*	*06/27/15 03:34*	*1*

Method: 8151A - Herbicides (GC) - TCLP

Analyte	Result	Qualifier	LOQ	DL	Unit	D	Prepared	Analyzed	Dil Fac
Silvex (2,4,5-TP)	0.0060	U M	0.010	0.0017	mg/L		06/22/15 17:55	06/30/15 05:38	1
2,4-D	0.0060	U	0.040	0.0021	mg/L		06/22/15 17:55	06/30/15 05:38	1

Surrogate	*%Recovery*	*Qualifier*	*Limits*	*Prepared*	*Analyzed*	*Dil Fac*
2,4-Dichlorophenylacetic acid	*31*		*10 - 131*	*06/22/15 17:55*	*06/30/15 05:38*	*1*

Method: 6010B - Metals (ICP) - TCLP

Analyte	Result	Qualifier	LOQ	DL	Unit	D	Prepared	Analyzed	Dil Fac
Arsenic	**0.040**	**J**	0.50	0.022	mg/L		06/22/15 16:15	06/24/15 22:46	1
Barium	**1.5**		1.0	0.0020	mg/L		06/22/15 16:15	06/23/15 16:15	1
Cadmium	0.0090	U	0.10	0.0020	mg/L		06/22/15 16:15	06/23/15 16:15	1
Chromium	0.013	U	0.50	0.0030	mg/L		06/22/15 16:15	06/23/15 16:15	1
Lead	0.050	U	0.50	0.013	mg/L		06/22/15 16:15	06/23/15 16:15	1
Selenium	0.095	U	0.10	0.024	mg/L		06/22/15 16:15	06/23/15 16:15	1
Silver	0.018	U	0.50	0.0040	mg/L		06/22/15 16:15	06/23/15 16:15	1

Method: 7470A - Mercury (CVAA) - TCLP

Analyte	Result	Qualifier	LOQ	DL	Unit	D	Prepared	Analyzed	Dil Fac
Hg	0.000080	U	0.0020	0.000030	mg/L		06/21/15 14:53	06/23/15 11:27	1

General Chemistry

Analyte	Result	Qualifier	LOQ	DL	Unit	D	Prepared	Analyzed	Dil Fac
Ignitability	**nb**				mm/sec			06/29/15 14:58	1

General Chemistry - Soluble

Analyte	Result	Qualifier	LOQ	DL	Unit	D	Prepared	Analyzed	Dil Fac
corrosivity by pH	**8.81**		0.100	0.100	SU			06/19/15 18:11	1
Temperature	**24.3**		1.00	1.00	Degrees C			06/19/15 18:11	1

DEPARTMENT OF THE AIR FORCE
377th Civil Engineer Division (AFMC)

15 July 2015

MEMORANDUM FOR: AFSEC/CZO

FROM: 377 MSG/CEIE (Solid Waste Program Manager)

SUBJECT: Landfill Disposal

Reference: CH2M Hill letter dated 10 July 2015
USACE Contract No. W912DR-09-D-004

Disposal of Soil Drill Cuttings from Installation of Monitoring Wells KAFB-2901, KAFB-2902, KAFB-2903, and KAFB-2904, Open Detonation Unit, Kirtland AFB, New Mexico

1. Authorization is granted to CH2M Hill to dispose of soil drill cuttings from the subject monitoring wells at the Kirtland AFB construction and demolition landfill. Drill cuttings will be delivered to the landfill by ACT, in two roll-offs numbered 053620 and 060820. Lab results are on file in the Solid Waste Management office. CH2M Hill shall be issued a Kirtland AFB landfill pass for this disposal action. A copy of this letter will accompany each vehicle and be left with the gate keeper at the landfill.

2. Please direct questions to me at 853-2486.

KATRINA E. WHEELOCK
Solid Waste Program Manager
Environmental Management

CH2M HILL
3721 Rutledge Road NE
Suite B-1
Albuquerque, NM 87109
Tel 505.884.5600
Fax 505.883.7507

July 29, 2015

VIA EMAIL

Mr. Cole Crosgrove
AFCEC/CZO
2050 Wyoming Boulevard SE
Kirtland AFB, NM 87117-5270

Reference: USACE Contract No. W912DR-09-D-004

Subject: Disposal of Development and Purge Water - Monitoring Wells KAFB-2901, KAFB-2902, KAFB-2903, and KAFB-2904, Open Detonation Unit, Kirtland Air Force Base, New Mexico

Dear Mr. Crosgrove:

During May and June of 2015, CH2M HILL installed four groundwater monitoring wells (KAFB-2901, KAFB-2902, KAFB-2903, and KAFB-2904) at the Open Detonation Unit at Kirtland Air Force Base, New Mexico. E ach groundwater monitoring well also was developed and sampled during June 2015.

CH2M HILL is requesting permission to dispose of the groundwater generated during the development and sampling of groundwater monitoring wells KAFB-2901, KAFB-2902, KAFB-2903, and KAFB-2904.

Table 1 contains details of the development and purge water quantity for each well. Groundwater derived from development and sampling of these monitoring wells is currently contained in ten 55-gallon drums, two 250-gallon poly tanks, and two 1500-gallon poly tanks. The groundwater storage containers are staged within a secondary containment area in the vicinity of monitoring well KAFB-2903.

Table 2 presents a summary of the groundwater analytical results. All groundwater samples were analyzed for volatile organic compounds (VOCs); semi-volatile organic compounds (SVOCs); 1,4-dioxane and polynuclear aromatic hydrocarbons (PAHs); 1,2,3-trichloropropane, 1,2-dibromoethane (EDB), and 1,2-dibromo-3-chloropropane (DBCP); nitroaromatics and nitramines; perchlorate; dioxins and furans; metals; mercury; anions; and general chemistry parameters (ammonia, sulfide, total organic carbon, alkalinity, bicarbonate alkalinity, carbonate alkalinity, hydroxide alkalinity and total dissolved solids) by the methods listed in the table.

Analytical results were compared to the New Mexico Water Quality Control Commission Regulations - Human Health Standards (NMWQCC-HHS) (New Mexico Administrative Code 20.6.2.3103), EPA maximum contaminant level (MCL) concentrations, DOE suggested maximum background values, and NMED calculated background values. Regulatory standards used for comparison are included in Table 2.

CH2M evaluated the groundwater analytical results using the Kirtland AFB Development and Sampling Water Purge Water Decision Tree for Ground Water Restoration Activities (6-1-2015). Per the criteria listed in box D3 of the decision tree, iron, manganese, fluoride, and total dissolved solids concentrations exceed the NMWQCC-HHS in some groundwater samples, but do not exceed NMED calculated background values for the area. The calcium concentration slightly exceeds the NMED calculated background value in the groundwater sample collected from KAFB-2904; there is no established NMWQCC-HHS or EPA MCL concentration for calcium. All other analytes were detected at levels below their respective standards or were not detected.

Based on this information and per the decision tree, it was determined that a discharge permit is not required and that the water is suitable for discharge to the land surface. The proposed method of disposal of the water from these wells is discharging onto the ground surface near monitoring KAFB-2903. During disposal, the discharge flow will be regulated to ensure that water will not flow into arroyos and will remain confined to the ground surface in the area of the monitoring well.

CH2M requests that Kirtland AFB evaluate the presented information and provide written concurrence for the disposal of development and purge water for groundwater monitoring wells KAFB-2901, KAFB-2902, KAFB-2903, and KAFB-2904.

Should you have any questions regarding this request please feel free to contact me at 505-855-5244. Thank you for your assistance.

Sincerely,
CH2M HILL

Karen Jarocki. P.G.
Project Manager

Attachments:
Table 1: Summary of Purge Water Quantity, Sources, Sample Identifications, and Proposed Disposal Location
Table 2. Groundwater Analytical Results Summary, Open Detonation Unit Monitoring Wells, Kirtland Air Force Base, New Mexico

cc: Mr. John McBee/USACE
file

Table 1. Summary of Purge Water Quantity, Sources, Sample Identifications and Proposed Disposal Locations

Source (Well ID)	Volume of Purge Water (gallons)	Sample Identification	Proposed Disposal Location
KAFB-2901	137.6	OT-29-GW-2901-June2015	On soil at monitoring well KAFB-2903.
KAFB-2902	296.5	OT-29-GW-2902-June2015	On soil at monitoring well KAFB-2903.
KAFB-2903	799	OT-29-GW-2903-June2015	On soil at monitoring well KAFB-2903.
KAFB-2904	860	OT-29-GW-2904-June2015	On soil at monitoring well KAFB-2903.

Table 2. Groundwater Analytical Results Summary, Open Detonation Unit Monitoring Wells, Kirtland Air Force Base, New Mexico

Analyte	NMWQCC Human Health Standards[1]	USEPA MCL[2]	DOE Suggested Maximum Background (Dec 1998)[3]	NMED Calculated Background Values (Jan 1995)[4]	KAFB-2901	KAFB-2902	KAFB-2903	KAFB-2904
Method 8260B - Volatile Organic Compounds (µg/L)								
Toluene	750	1,000	NE	NE	120 D	12	2.2	12
Method 8270C - Semivolatile Organic Compounds (µg/L)								
Bis(2-ethylhexyl)phthalate	NE	6	NE	NE	5.3 J	-	-	-
Phenol	5	NE	NE	NE	3.4 J			
Method 8270 SIM - 1,4-Dioxane and PAHs (µg/L)								
2-Methylnaphthalene	30	NE	NE	NE	6.8 J			
Naphthalene	30	NE	NE	NE	8.1 J			
Method 8011 - EDB, DBCP, and 1,2,3-TCP (µg/L)								
1,2-Dibromoethane	0.1	0.05	NE	NE	0.041 J	0.016 JM	-	-
Method 8330B - Nitroaromatics and Nitramines (µg/L)								
No analytes detected	-	-	-	-	-	-	-	-
Method 6850 - Perchlorate (µg/L)								
Perchlorate	NE	NE	NE	NE	0.41 JM	2.6	4.7	0.85 M
Method 8290 - Dioxins and Furans (pg/L)								
1,2,3,7,8-Pentachlorodibenzo-p-dioxin (PeCDD)	NE	NE	NE	NE	-	-	0.51 J	-
1,2,3,4,7,8-Hexachlorodibenzo-p-dioxin (HxCDD)	NE	NE	NE	NE	-	-	0.44 J	-
1,2,3,6,7,8-Hexachlorodibenzo-p-dioxin (HxCDD)	NE	NE	NE	NE	-	-	0.6 Jq	-
1,2,3,7,8,9-Hexachlorodibenzo-p-dioxin (HxCDD)	NE	NE	NE	NE	-	-	0.8 J	0.34 Jq
1,2,3,4,7,8-Hexachlorodibenzofuran (HxCDF)	NE	NE	NE	NE	-	-	0.49 Jq	-
1,2,3,6,7,8-Hexachlorodibenzofuran (HxCDF)	NE	NE	NE	NE	-	-	0.75 J	0.51 Jq
2,3,4,6,7,8-Hexachlorodibenzofuran (HxCDF)	NE	NE	NE	NE	-	-	0.62 J	0.54 J
1,2,3,4,6,7,8-Heptachlorodibenzo-p-dioxin (HpCDD)	NE	NE	NE	NE	0.77 JB	1.4 J	1.4 JB	1.3 JB
1,2,3,4,6,7,8-Heptachlorodibenzofuran (HpCDF)	NE	NE	NE	NE	-	-	1.0 JB	1.0 JB
1,2,3,4,7,8,9-Heptachlorodibenzofuran (HpCDF)	NE	NE	NE	NE	-	-	0.63 Jq	0.56 Jq
Octachlorodibenzo-p-dioxin (OCDD)	NE	NE	NE	NE	4.1 JBq	12 JB	7.0 JB	6.6 JB
Octachlorodibenzofuran (OCDF)	NE	NE	NE	NE	-	-	2.5 JB	2.8 JB
Pentachlorodibenzo-p-dioxin (PeCDD), Total	NE	NE	NE	NE	-	-	0.51 J	-
Hexachlorodibenzo-p-dioxins (HxCDD), Total	NE	NE	NE	NE	-	-	1.8 Jq	0.34 Jq
Hexachlorodibenzofurans (HxCDF), Total	NE	NE	NE	NE	-		1.9 Jq	1.0 Jq
Heptachlorodibenzo-p-dioxins (HpCDD), Total	NE	NE	NE	NE	1.6 JBq	2.7 JBq	2.4 JB	2.2 JBq
Heptachlorodibenzofurans (HpCDF), Total	NE	NE	NE	NE	-	-	1.7 JBq	1.6 JBq
Method 6010B and 6020 - Metals (mg/L)								
Arsenic	0.1	0.01	0.014	NE	0.062	-	0.0025 J	-
Boron	0.75	NE	NE	1.18	0.42	0.39	0.47	0.29
Calcium	NE	NE	NE	270	220	250	220	280
Iron	1	0.3	NE	18.7	7	0.26	0.44	0.16
Magnesium	NE	NE	NE	106	43	55	42	68
Sodium	NE	NE	NE	500	160	150	190	120
Barium	1	2	0.12	0.2	0.077	0.1	0.083	0.034
Beryllium	NE	0.004	0.004	NE	0.0016	0.00023 J	0.0011	0.00032 J
Chromium	0.05	0.1	0.043	0.031	0.0076	-	-	-
Cobalt	0.05	NE	NE	0.0025	0.0032	-	-	0.002 J
Copper	1	1.3	<0.05	<0.05	0.056	0.028	0.016	0.023
Lead	0.05	0.015	0.01	0.013	0.0027	0.001 J	0.0023	0.0007 J
Lithium	NE	NE	NE	2.5	0.75	0.43	0.79 J	0.15
Manganese	0.2	NE	NE	1.2	0.34	0.34	0.042	0.38
Molybdenum	1	NE	NE	NE	0.0043	0.0073	0.0013 J	0.0043
Nickel	0.2	NE	0.028	0.028	0.019	0.022	0.022	0.025
Potassium	NE	NE	NE	45.5	11 J	7.9	14 J	5
Selenium	0.05	0.05	0.005	NE	0.0011 J	0.0011 J	0.0014 J	0.0016 J
Strontium	NE	NE	NE	2.04	1.4 DJ	2	1.3	1.9 D
Zinc	10	5	0.26	2.23	0.35	0.51	0.23	0.09
Method 7470A - Mercury (mg/L)								
No mercury detected	-	-	-	-	-	-	-	-
Method 9056 - Anions, Ion Chromatography (mg/L)								
Bromide	NE	NE	NE	2.5	1	0.91	1	0.89
Nitrate as N	10	10	4	42.267	2.4 J	1.5	3.8 HJ	2.3 J
Chloride	250	NE	NE	485	230 D	240 D	230 D	190 D
Nitrite as N	1	1	4	42.267	-	-	-	-
Fluoride	1.6	NE	NE	3.062	2.4	1.9	1.3	1.6
Sulfate	600	NE	NE	124.7	79 DJ	81	99 D	79 D
General Chemistry (mg/L)								
Ammonia as N (USEPA 350.1)	NE	NE	NE	NE	-	-	-	-
Sulfide (SW9034	NE	NE	NE	NE	-	-	-	-
Total Organic Carbon (SW9060)	NE	NE	NE	NE	0.58 J	0.43 J	0.32 J	0.49 J
Alkalinity (SM2320B)	NE	NE	NE	2,217	720	750	630	760
Bicarbonate Alkalinity as CaCO3	NE	NE	NE	NE	720	750	630	760
Carbonate Alkalinity as CaCO3	NE	NE	NE	NE	-	-	-	-
Hydroxide Alkalinity	NE	NE	NE	NE	-	-	-	-
Total Dissolved Solids (SM2540C)	1,000	NE	NE	2,250	1,300	1,300	1,200	1,300

Notes

[1] New Mexico Administrative Code, 20.6.2.3102 Standards for Ground Water of 10,000 mg/L TDS Concentration or Less

[2] United States Environmental Protection Agency Maximum Contaminant Level

[3] Approved Background Concentrations Sandia National Laboratories/Kirtland Air Force Base

[4] Background Ground-Water Quality of the Kirtland Air Force Base Area, Bernalillo County, New Mexico

Analyte exceeds background concentration; no NMWQCC standard or MCL has been established

Analyte exceeds NMWQCC standard but does not exceed established background concentration

Acronyms and Abbreviations

- Analyte was not detected in the sample
DOE - Department of Energy
MCL - Maximum Contaminant Level
mg/L - milligrams per liter
NE - Not Established
NMED - New Mexico Environmental Department
NMWQCC - New Mexico Water Quality Control Commission
pg/L - picograms per liter
µg/L - micrograms per liter
USEPA - United States Environmental Protection Agency

Data qualifiers

B - Analyte was found in the blank and sample.
D - The reported value is from a dilution.
H - Sample was prepared or analyzed beyond the specified holding time.
J - Estimated: the analyte was positively identified; the quantitation is an estimation.
M - Manual integrated compound.
q - The reported result is the estimated maximum possible concentration of this analyte, quantitated using the theoretical ion ratio; the measured ion ration does not meet qualitative identification criteria and indicates a possible interference.

Jarocki, Karen/ABQ

From: CROSGROVE, COLE G GS-11 USAF AFCEC/CZO <cole.crosgrove@us.af.mil>
Sent: Monday, August 03, 2015 9:57 AM
To: Jarocki, Karen/ABQ; John.M.McBee@usace.army.mil
Cc: Moayyad, Ben/ABQ; Hill, Luke/ABQ
Subject: RE: Disposal Request for OD Unit Monitoring Wells

Sorry, had just read the letter when I emailed. Based on the process tree provided by the NMED GWQB, specifically decision unit 3 which states that background concentration can be used for the decision point if the background concentration exceeds that 3101 standard, and given the fact that no EPA/NMWQCC standard exist for calcium, you are free to do a controlled ground discharge at the point of generation.

-----Original Message-----
From: Karen.Jarocki@CH2M.com [mailto:Karen.Jarocki@CH2M.com]
Sent: Monday, August 03, 2015 9:33 AM
To: CROSGROVE, COLE G GS-11 USAF AFCEC/CZO; John.M.McBee@usace.army.mil
Cc: Ben.Moayyad@CH2M.com; Luke.Hill@ch2m.com
Subject: RE: Disposal Request for OD Unit Monitoring Wells

Hi Cole,
When you look at the data table, there are two columns with background values. The first labeled DOE Suggested Maximum Background and the second NMED Calculated Background Values. The first are the Sandia background values that are typically used and the second are the ones from the Will Moats report. For iron, manganese, fluoride, and TDS, there are no DOE published values so those are compared only to the Moats report for background values.
--Karen

Karen Jarocki, PG
Geographic Operations Manager
Project Manager and Hydrogeologist
D 505 855 5244
e-mail karen.jarocki@ch2m.com

CH2M
3721 Rutledge Road NE, Suite B1
Albuquerque, New Mexico 87109
www.ch2m.com | LinkedIn | Twitter | Facebook

-----Original Message-----
From: CROSGROVE, COLE G GS-11 USAF AFCEC/CZO [mailto:cole.crosgrove@us.af.mil]
Sent: Monday, August 03, 2015 9:13 AM
To: Jarocki, Karen/ABQ; John.M.McBee@usace.army.mil
Cc: Moayyad, Ben/ABQ; Hill, Luke/ABQ
Subject: RE: Disposal Request for OD Unit Monitoring Wells

Karen,

Regarding the background concentrations for iron, manganese, fluoride and TDS are we using the report that moats was a coauthor on or the SNL study? Just want to know what were are using before discharging.

-----Original Message-----
From: Karen.Jarocki@CH2M.com [mailto:Karen.Jarocki@CH2M.com]

Sent: Wednesday, July 29, 2015 4:30 PM
To: CROSGROVE, COLE G GS-11 USAF AFCEC/CZO; John.M.McBee@usace.army.mil
Cc: Ben.Moayyad@CH2M.com; Luke.Hill@ch2m.com
Subject: Disposal Request for OD Unit Monitoring Wells

Good afternoon John and Cole,

Attached please find our request for disposal of the development and purge water generated at the OD Unit from the installation and sampling of monitoring wells KAFB-2901, KAFB-2902, KAFB-2903, and KAFB-2904. CH2M has evaluated the analytical results from the groundwater sampling and believes the water is appropriate for disposal to the land surface per the NMED guidance (6-1-2015). Please review the attached documentation and provide me with your direction for disposal of this water.

Thanks, Karen

Karen Jarocki, PG

Geographic Operations Manager

Project Manager and Hydrogeologist

D 505 855 5244

e-mail karen.jarocki@ch2m.com

CH2M

3721 Rutledge Road NE, Suite B1

Albuquerque, New Mexico 87109

www.ch2m.com <http://www.ch2m.com> | LinkedIn <https://www.linkedin.com/company/ch2m> | Twitter <https://twitter.com/ch2m> | Facebook <http://www.facebook.com/ch2mhill>

CH2M HILL
3721 Rutledge Road NE
Suite B-1
Albuquerque, NM 87109
Tel 505.884.5600
Fax 505.883.7507

October 7, 2015

VIA EMAIL

Mr. Cole Crosgrove
AFCEC/CZO
2050 Wyoming Boulevard SE
Kirtland AFB, NM 87117-5270

Reference: USACE Contract No. W912DR-09-D-004

Subject: Request for Disposal of Purge Water from September 2015 Sampling of Monitoring Wells KAFB-2901, KAFB-2902, KAFB-2903, and KAFB-2904, Open Detonation Unit, Kirtland Air Force Base, New Mexico

Dear Mr. Crosgrove:

CH2M HILL is requesting permission to dispose of the groundwater generated during the sampling of groundwater monitoring wells KAFB-2901, KAFB-2902, KAFB-2903, and KAFB-2904. Sampling was performed on 1 and 2 September 2015 at these wells.

Table 1 contains details of the purge water quantity for each well. Groundwater derived from the sampling of these monitoring wells is currently contained in two polyethylene drums at KAFB-2901 and KAFB-2904, and one polyethylene tank at KAFB-2902 which contains purge water from both KAFB-2902 and KAFB-2903.

Table 2 presents a summary of the groundwater analytical results. All groundwater samples were analyzed for volatile organic compounds (VOCs); semi-volatile organic compounds (SVOCs); polynuclear aromatic hydrocarbons (PAHs); explosives; perchlorate; dioxins and furans; metals; anions; and general chemistry parameters (total organic carbon, alkalinity, and total dissolved solids) by the methods listed in the table. Analytical results were compared to the New Mexico Water Quality Control Commission Regulations - Human Health Standards (NMWQCC-HHS) (New Mexico Administrative Code 20.6.2.3103), U.S. Environmental Protection Agency (USEPA) maximum contaminant level (MCL) concentrations, Department of Energy (DOE) suggested maximum background values, and New Mexico Environment Department (NMED) calculated background values. Regulatory standards used for comparison are included in Table 2.

CH2M evaluated the groundwater analytical results using the Kirtland AFB Development and Sampling Water Purge Water Decision Tree for Ground Water Restoration Activities (6-1-2015). Per the criteria listed in box D3 of the decision tree, iron, manganese, fluoride, and total dissolved solids concentrations exceed the NMWQCC-HHS in some groundwater samples, but do not exceed NMED calculated background values for the area. The calcium concentration slightly exceeds the NMED calculated background value in the groundwater sample collected from KAFB-2904; there is no established NMWQCC-HHS or EPA MCL concentration for naturally occurring calcium and it is not a toxic chemical. The SVOC bis(2-ethylhexyl)phthalate exceeded the USEPA MCL in the groundwater

sample collected from KAFB-2901. The bis(2-ethylhexyl)phthalate exceedance can be attributed to sampling and laboratory equipment due to its prevalence in plastic materials and is not considered a groundwater contaminant. All other analytes were detected at levels below their respective standards or were not detected.

Based on this information and per the decision tree, it was determined that a discharge permit is not required and that the water is suitable for discharge to the land surface. The proposed method of disposal of the water from these wells is discharging onto the ground surface near monitoring wells KAFB-2901, KAFB-2902, and KAFB-2904. During disposal, the discharge flow will be regulated to ensure that water will not flow into arroyos and will remain confined to the ground surface in the area of the monitoring well.

CH2M requests that Kirtland AFB evaluate the presented information and provide written concurrence for the disposal of the purge water from groundwater monitoring wells KAFB-2901, KAFB-2902, KAFB-2903, and KAFB-2904.

Should you have any questions regarding this request please feel free to contact me at 505-855-5244. Thank you for your assistance.

Sincerely,
CH2M HILL

Karen Jarocki. P.G.
Project Manager

Attachments:
Table 1: Summary of Purge Water Quantity, Sources, Sample Identifications, and Proposed Disposal Location
Table 2. Groundwater Analytical Results Summary, Open Detonation Unit Monitoring Wells, Kirtland Air Force Base, New Mexico

cc: Mr. John McBee/USACE
file

Table 1. Summary of Purge Water Quantity, Sources, Sample Identifications and Proposed Disposal Locations

Source (Well ID)	Volume of Purge Water (gallons)	Sample Identification	Proposed Disposal Location
KAFB-2901	26	OT-29-GW-2901-September2015	On soil at monitoring well KAFB-2901.
KAFB-2902	13.5	OT-29-GW-2902-September2015	On soil at monitoring well KAFB-2902.
KAFB-2903	41	OT-29-GW-2903-September2015	On soil at monitoring well KAFB-2902.
KAFB-2904	38	OT-29-GW-2904-September2015	On soil at monitoring well KAFB-2904.

Table 2. Groundwater Analytical Results Summary, Open Detonation Unit Monitoring Wells, Kirtland Air Force Base, New Mexico

	Water Quality Standards				Monitoring Well			
Analyte	**NMWQCC Human Health Standards[1]**	**USEPA MCL[2]**	**DOE Suggested Maximum Background (Dec 1998)[3]**	**NMED Calculated Background Values (Jan 1995)[4]**	**KAFB-2901**	**KAFB-2902**	**KAFB-2903**	**KAFB-2904**
Method 8260B - Volatile Organic Compounds (µg/L)								
Toluene	750	1,000	NE	NE	0.33 J	-	-	-
Method 8270C - Semivolatile Organic Compounds (µg/L)								
Bis(2-ethylhexyl)phthalate	NE	6	NE	NE	12	2.3 J	-	-
3-Methylphenol & 4-Methylphenol	NE	NE	NE	NE	14	-	-	-
Method 8270 SIM - 1,4-Dioxane and PAHs (µg/L)								
Naphthalene	30	NE	NE	NE	-	0.0084 J	-	-
Method 8011 - EDB, DBCP, and 1,2,3-TCP (µg/L)								
1,2-Dibromoethane	0.1	0.05	NE	NE	0.052	0.019 J	-	-
Method 8330B - Nitroaromatics and Nitramines (µg/L)								
No analytes detected	-	-	-	-	-	-	-	-
Method 6850 - Perchlorate (µg/L)								
Perchlorate	NE	NE	NE	NE	0.38 J	2.5	4.1	0.54
Method 8290 - Dioxins and Furans (pg/L)								
1,2,3,7,8-Pentachlorodibenzo-p-dioxin (PeCDD)	NE	NE	NE	NE	-	-	-	-
1,2,3,4,7,8-Hexachlorodibenzo-p-dioxin (HxCDD)	NE	NE	NE	NE	-	-	-	-
1,2,3,6,7,8-Hexachlorodibenzo-p-dioxin (HxCDD)	NE	NE	NE	NE	0.95 J q	-	-	-
1,2,3,7,8,9-Hexachlorodibenzo-p-dioxin (HxCDD)	NE	NE	NE	NE	0.81 J	-	-	-
1,2,3,4,7,8-Hexachlorodibenzofuran (HxCDF)	NE	NE	NE	NE	-	-	-	-
1,2,3,6,7,8-Hexachlorodibenzofuran (HxCDF)	NE	NE	NE	NE	-	-	-	
2,3,4,6,7,8-Hexachlorodibenzofuran (HxCDF)	NE	NE	NE	NE	0.82 J	-	-	-
1,2,3,4,6,7,8-Heptachlorodibenzo-p-dioxin (HpCDD)	NE	NE	NE	NE	1.5 J B	0.59 J B q	0.74 J q B	0.63 J B
1,2,3,4,6,7,8-Heptachlorodibenzofuran (HpCDF)	NE	NE	NE	NE	1.1 J	0.47 J q	0.49 J q	0.43 J
1,2,3,4,7,8,9-Heptachlorodibenzofuran (HpCDF)	NE	NE	NE	NE	0.65 J	-	-	-
Octachlorodibenzo-p-dioxin (OCDD)	NE	NE	NE	NE	6.6 J B	2.8 J B q	2.3 J B	2.2 J B
Octachlorodibenzofuran (OCDF)	NE	NE	NE	NE	3 J	1 J	-	1.1 J
Pentachlorodibenzo-p-dioxin (PeCDD), Total	NE	NE	NE	NE	-	-	-	-
Hexachlorodibenzo-p-dioxins (HxCDD), Total	NE	NE	NE	NE	1.8 J q	-	0.23 J	-
Hexachlorodibenzofurans (HxCDF), Total	NE	NE	NE	NE	0.82 J	-	-	-
Heptachlorodibenzo-p-dioxins (HpCDD), Total	NE	NE	NE	NE	2.8 J q B	1.8 J B q	1.8 J q B	0.63 J B
Heptachlorodibenzofurans (HpCDF), Total	NE	NE	NE	NE	1.7 J	0.47 J q	0.49 J q	0.43 J
Method 6010B and 6020 - Metals (mg/L)								
Arsenic	0.1	0.01	0.014	NE	0.0074	0.0045 J	0.002 J	-
Boron	0.75	NE	NE	1.18	0.44	0.35	0.43	0.32
Calcium	NE	NE	NE	270	230	240	210 J	280
Iron	1	0.3	NE	18.7	1.1	5.3	0.035 J	0.15
Magnesium	NE	NE	NE	106	42	53	39	63
Sodium	NE	NE	NE	500	160	140	170 J	120
Barium	1	2	0.12	0.2	0.068	0.11	0.077	0.014
Beryllium	NE	0.004	0.004	NE	0.0013	0.00081 J	0.00098 J	0.0008 J
Chromium	0.05	0.1	0.043	0.031	0.0015 J	0.014	-	-
Cobalt	0.05	NE	NE	0.0025	-	0.0023 J	-	-
Copper	1	1.3	<0.05	<0.05	-	0.0051	-	-
Lead	0.05	0.015	0.01	0.013	-	0.0079	-	-
Lithium	NE	NE	NE	2.5	0.84	0.44	0.7	0.28
Manganese	0.2	NE	NE	1.2	0.06	0.34	0.0078 J	0.11
Molybdenum	1	NE	NE	NE	0.0014 J	0.0059	-	0.0028 J
Nickel	0.2	NE	0.028	0.028	0.0034	0.012	0.0017 J	0.0014 J
Potassium	NE	NE	NE	45.5	10	8.3	14 J	8
Selenium	0.05	0.05	0.005	NE	0.0014 J	0.0018 J	0.0012 J	0.0017 J
Strontium	NE	NE	NE	2.04	1.6	1.9	1.1 J	2
Zinc	10	5	0.26	2.23	0.016 J B	0.044 B	0.011 J B	0.0068 J B
Method 7470A - Mercury (mg/L)								
No mercury detected	-	-	-	-	-	-	-	-
Method 9056 - Anions, Ion Chromatography (mg/L)								
Bromide	NE	NE	NE	2.5	0.99 J D	0.99 J D	0.95 J D	0.9 J D
Nitrate as N	10	10	4	42.267	1.2 D	1.5 D	3 D	0.8 D M
Chloride	250	NE	NE	485	240 D	230 D	230 D	10
Nitrite as N	1	1	4	42.267	-	-	-	-
Fluoride	1.6	NE	NE	3.062	2.6 D	1.5 D M	1.2 D	1.9 D M
Sulfate	600	NE	NE	124.7	79 D	83 D	93 D	79 D
General Chemistry (mg/L)								
Ammonia as N (USEPA 350.1)	NE	NE	NE	NE	-	-	-	-
Sulfide (SW9034	NE	NE	NE	NE	-	-	-	-
Total Organic Carbon (SW9060)	NE	NE	NE	NE	0.29 J	0.3 J	0.41 J	0.33 J
Alkalinity (SM2320B)	NE	NE	NE	2,217	-	-	-	-
Bicarbonate Alkalinity as CaCO3	NE	NE	NE	NE	720	720	650	810
Carbonate Alkalinity as CaCO3	NE	NE	NE	NE	-	-	-	-
Hydroxide Alkalinity	NE	NE	NE	NE	-	-	-	-
Total Dissolved Solids (SM2540C)	1,000	NE	NE	2,250	1300 B	1300 B	1100	1300 B

Notes

[1] New Mexico Administrative Code, 20.6.2.3102 Standards for Ground Water of 10,000 mg/L TDS Concentration or Less

[2] United States Environmental Protection Agency Maximum Contaminant Level

[3] Approved Background Concentrations Sandia National Laboratories/Kirtland Air Force Base

[4] Background Ground-Water Quality of the Kirtland Air Force Base Area, Bernalillo County, New Mexico

Analyte exceeds MCL and no background concentrations have been established

Analyte exceeds NMWQCC standard but does not exceed established background concentration

Analyte exceeds NMED calculated background value but no NMWQCC standard or MCL has been established

Acronyms and Abbreviations

- Analyte was not detected in the sample
DOE - Department of Energy
MCL - Maximum Contaminant Level
mg/L - milligrams per liter
NE - Not Established
NMED - New Mexico Environmental Department
NMWQCC - New Mexico Water Quality Control Commission
pg/L - picograms per liter
µg/L - micrograms per liter
USEPA - United States Environmental Protection Agency

Data qualifiers

B - Analyte was found in the blank and sample.
D - The reported value is from a dilution.
H - Sample was prepared or analyzed beyond the specified holding time.
J - Estimated: the analyte was positively identified; the quantitation is an estimation.
M - Manual integrated compound.
q - The reported result is the estimated maximum possible concentration of this analyte, quantitated using the theoretical ion ratio; the measured ion ration does not meet qualitative identification criteria and indicates a possible interference.

From:	McBee, John SPA
To:	Moayyad, Ben/ABQ
Cc:	Jarocki, Karen/ABQ; cole.crosgrove@us.af.mil
Subject:	RE: Notice of intent to dispose of OD purge water from September sampling (UNCLASSIFIED)
Date:	Thursday, October 08, 2015 2:50:11 PM

Classification: UNCLASSIFIED
Caveats: NONE

USACE agrees with discharge of the purge water from GW sampling at the OD site per the attached letter.

John McBee

-----Original Message-----
From: Ben.Moayyad@CH2M.com [mailto:Ben.Moayyad@CH2M.com]
Sent: Wednesday, October 07, 2015 3:12 PM
To: cole.crosgrove@us.af.mil; McBee, John SPA
Cc: Karen.Jarocki@CH2M.com
Subject: [EXTERNAL] Notice of intent to dispose of OD purge water from September sampling

Cole and John,

Please review the attached letter for the purge water at the OD range. We believe this purge water to be appropriate for release to surface.

In general concentrations were below NMWQCC standards for organics. There were some inorganics above these standards (but below background concentrations) due to the natural mineralized and slightly brackish groundwater conditions. The phthalate detection is not consistent with groundwater contamination at the site and is attributed to the ubiquitous plastic additives found in our sample tubing, gloves, laboratory machines, well materials and other sampling and analytical equipment.

Please let us know if you approve this request or require anything further.

Thank you,

Ben

Behnaum Moayyad PG.

ch2m

3721 Rutledge Road NE. Suite B1

Albuquerque, NM 87109

Direct 505-855-5201

Mobile 505-504-2214

Fax 505-816-0598

Classification: UNCLASSIFIED
Caveats: NONE

CH2M HILL
3721 Rutledge Road NE
Suite B-1
Albuquerque, NM 87109
Tel 505.884.5600
Fax 505.883.7507

January 7, 2016

VIA EMAIL

Mr. Cole Crosgrove
AFCEC/CZO
2050 Wyoming Boulevard SE
Kirtland AFB, NM 87117-5270

Reference: USACE Contract No. W912DR-09-D-004

Subject: Request for Disposal of Purge Water from December 2015 Sampling of Monitoring Wells KAFB-2901, KAFB-2902, KAFB-2903, and KAFB-2904, Open Detonation Unit, Kirtland Air Force Base, New Mexico

Dear Mr. Crosgrove:

CH2M HILL is requesting permission to dispose of the groundwater generated during the sampling of groundwater monitoring wells KAFB-2901, KAFB-2902, KAFB-2903, and KAFB-2904. Sampling was performed on 1 and 2 December 2015 at these wells.

Table 1 contains details of the purge water quantity for each well. Groundwater derived from the sampling of these monitoring wells is currently contained in polyethylene drums at each monitoring well KAFB-2901 through KAFB-2904.

Table 2 presents a summary of the groundwater analytical results. All groundwater samples were analyzed for volatile organic compounds (VOCs); semi-volatile organic compounds (SVOCs); polynuclear aromatic hydrocarbons (PAHs); explosives; perchlorate; dioxins and furans; metals; anions; and general chemistry parameters (total organic carbon, alkalinity, and total dissolved solids) by the methods listed in the table. Analytical results were compared to the New Mexico Water Quality Control Commission Regulations - Human Health Standards (NMWQCC-HHS) (New Mexico Administrative Code 20.6.2.3103), U.S. Environmental Protection Agency (USEPA) maximum contaminant level (MCL) concentrations, Department of Energy (DOE) suggested maximum background values, and New Mexico Environment Department (NMED) calculated background values. Regulatory standards used for comparison are included in Table 2.

CH2M evaluated the groundwater analytical results using the Kirtland AFB Development and Sampling Water Purge Water Decision Tree for Ground Water Restoration Activities (6-1-2015). Per the criteria listed in box D3 of the decision tree, either fluoride or total dissolved solids or both fluoride and total dissolved solids concentrations exceed the NMWQCC-HHS in each groundwater samples. These concentrations do not exceed NMED calculated background values for the area, and are not attributable to releases from site activities. The fluoride and total dissolved solids exceedances can be attributed to naturally occurring aquifer conditions resulting from the dissolution of minerals in the aquifer. The calcium concentration equals the NMED calculated background value in the groundwater sample collected from KAFB-2904; there is no established

NMWQCC-HHS or EPA MCL concentration for naturally occurring calcium and it is not a toxic chemical. All other analytes were detected at levels below their respective standards or were not detected.

Based on this information and per the decision tree, it was determined that a discharge permit is not required and that the water is suitable for discharge to the land surface. The proposed method of disposal of the water from these wells is discharging onto the ground surface near monitoring wells KAFB-2901, KAFB-2902, and KAFB-2904. During disposal, the discharge flow will be regulated to ensure that water will not flow into arroyos and will remain confined to the ground surface in the area of the monitoring well.

CH2M requests that Kirtland AFB evaluate the presented information and provide written concurrence for the disposal of the purge water from groundwater monitoring wells KAFB-2901, KAFB-2902, KAFB-2903, and KAFB-2904.

Should you have any questions regarding this request please feel free to contact me at 505-855-5244. Thank you for your assistance.

Sincerely,
CH2M HILL

Karen Jarocki. P.G.
Project Manager

Attachments:
Table 1: Summary of Purge Water Quantity, Sources, Sample Identifications, and Proposed Disposal Location
Table 2. Groundwater Analytical Results Summary, Open Detonation Unit Monitoring Wells, Kirtland Air Force Base, New Mexico

cc: Mr. John McBee/USACE
file

Table 1. Summary of Purge Water Quantity, Sources, Sample Identifications and Proposed Disposal Locations

Source (Well ID)	Volume of Purge Water (gallons)	Sample Identification	Proposed Disposal Location
KAFB-2901	25	OT-29-GW-2901-01122015	On soil at monitoring well KAFB-2901.
KAFB-2902	25	OT-29-GW-2902-02122015	On soil at monitoring well KAFB-2902.
KAFB-2903	45	OT-29-GW-2903-01122015	On soil at monitoring well KAFB-2902.
KAFB-2904	46	OT-29-GW-2904-02122015	On soil at monitoring well KAFB-2904.

Table 2. Groundwater Analytical Results Summary, Open Detonation Unit Monitoring Wells, Kirtland Air Force Base, New Mexico

	Water Quality Standards				Monitoring Well			
Analyte	**NMWQCC Human Health Standards[1]**	**USEPA MCL[2]**	**DOE Suggested Maximum Background (Dec 1998)[3]**	**NMED Calculated Background Values (Jan 1995)[4]**	**KAFB-2901**	**KAFB-2902**	**KAFB-2903**	**KAFB-2904[5]**
Method 8260B - Volatile Organic Compounds (µg/L)								
Toluene	750	1,000	NE	NE	2.2	-	-	-
Method 8270C - Semivolatile Organic Compounds (µg/L)								
Bis(2-ethylhexyl)phthalate	NE	6	NE	NE	-	-	-	-
3-Methylphenol & 4-Methylphenol	NE	NE	NE	NE	-	-	-	-
Method 8270 SIM - 1,4-Dioxane and PAHs (µg/L)								
Naphthalene	30	NE	NE	NE	-	-	-	-
Method 8011 - EDB, DBCP, and 1,2,3-TCP (µg/L)								
1,2-Dibromoethane	0.1	0.05	NE	NE	0.049	0.019 J	-	-
Method 8330B - Nitroaromatics and Nitramines (µg/L)								
2-Nitrotoluene	NE	NE	NE	NE	0.11 J	-	-	-
Method 6850 - Perchlorate (µg/L)								
Perchlorate	NE	NE	NE	NE	0.40 J	2.4	3.7 J	0.49 J
Method 8290 - Dioxins and Furans (pg/L)								
1,2,3,7,8-Pentachlorodibenzo-p-dioxin (PeCDD)	NE	NE	NE	NE	-	-	-	-
1,2,3,7,8-Pentachlorodibenzofuran (PeCDF)	NE	NE	NE	NE	-	-	-	0.40 J q
2,3,4,7,8-Pentachlorodibenzofuran (PeCDF)	NE	NE	NE	NE	-	-	-	0.64 J
1,2,3,4,7,8-Hexachlorodibenzo-p-dioxin (HxCDD)	NE	NE	NE	NE	-	-	-	0.59 J q
1,2,3,6,7,8-Hexachlorodibenzo-p-dioxin (HxCDD)	NE	NE	NE	NE	-	-	-	0.84 J
1,2,3,7,8,9-Hexachlorodibenzo-p-dioxin (HxCDD)	NE	NE	NE	NE	-	-	-	0.86 J
1,2,3,4,7,8-Hexachlorodibenzofuran (HxCDF)	NE	NE	NE	NE	-	-	-	5.2 J
1,2,3,6,7,8-Hexachlorodibenzofuran (HxCDF)	NE	NE	NE	NE	-	-	-	1.2 J B
2,3,4,6,7,8-Hexachlorodibenzofuran (HxCDF)	NE	NE	NE	NE	-	-	-	0.84 J q B
1,2,3,7,8,9-Hexachlorodibenzofuran (HxCDF)	NE	NE	NE	NE	0.41 J q		-	0.90 J q
1,2,3,4,6,7,8-Heptachlorodibenzo-p-dioxin (HpCDD)	NE	NE	NE	NE	1.1 J q B	0.57 J q B	0.76 J q B	2.3 J B
1,2,3,4,6,7,8-Heptachlorodibenzofuran (HpCDF)	NE	NE	NE	NE	0.69 J q B	-	-	9.6 J B
1,2,3,4,7,8,9-Heptachlorodibenzofuran (HpCDF)	NE	NE	NE	NE	-	-	-	0.99 J
Octachlorodibenzo-p-dioxin (OCDD)	NE	NE	NE	NE	10 J B	3.7 J q B	6.7 J B	16 J B
Octachlorodibenzofuran (OCDF)	NE	NE	NE	NE	1.8 J B	1.2 J q B	1.1 J q B	10 J B
Pentachlorodibenzo-p-dioxin (PeCDD), Total	NE	NE	NE	NE	-	-	-	-
Pentachlorodibenzofuran (PeCDF), Total	NE	NE	Ne	Ne	-	-	-	2.1 J q
Hexachlorodibenzo-p-dioxins (HxCDD), Total	NE	NE	NE	NE	-	-	-	2.3 J q
Hexachlorodibenzofurans (HxCDF), Total	NE	NE	NE	NE	0.41 J q B	-	-	7.4 J q B
Heptachlorodibenzo-p-dioxins (HpCDD), Total	NE	NE	NE	NE	2.7 J q B	1.4 J q B	1.7 J q B	4.1 J B
Heptachlorodibenzofurans (HpCDF), Total	NE	NE	NE	NE	0.69 J q B	-	-	12 J q B
Method 6010B and 6020 - Metals (mg/L)								
Arsenic	0.1	0.01	0.014	NE	0.0017 J	-	0.0020 J	-
Boron	0.75	NE	NE	1.18	0.49	0.46	0.4	0.36
Calcium	NE	NE	NE	270	240	210	240 J	270
Iron	1	0.3	NE	18.7	0.39	0.074 J	0.13	0.058 J
Magnesium	NE	NE	NE	106	45 B	40 B	55 J B	64 B
Sodium	NE	NE	NE	500	160	170	150 J	130
Barium	1	2	0.12	0.2	0.058	0.077	0.08	0.014
Beryllium	NE	0.004	0.004	NE	0.00094 J	-	0.001	0.00080 J
Chromium	0.05	0.1	0.043	0.031	0.027	0.0027 J	0.0031 J	0.0016 J
Cobalt	0.05	NE	NE	0.0025	-	-	-	-
Copper	1	1.3	<0.05	<0.05	0.017	0.0016 J	0.0016 J	0.0014 J
Lead	0.05	0.015	0.01	0.013	-	-	-	-
Lithium	NE	NE	NE	2.5	0.78	0.4	0.73 J	0.3
Manganese	0.2	NE	NE	1.2	0.029	0.031	0.0097	0.091
Molybdenum	1	NE	NE	NE	0.0053	0.0049	0.0017 J	0.0024 J
Nickel	0.2	NE	0.028	0.028	0.022	0.0029 J	0.0046	0.0023 J
Potassium	NE	NE	NE	45.5	9.6 D	6.7	13 D J	8
Selenium	0.05	0.05	0.005	NE	-	-	0.0011 J	0.0013 J
Strontium	NE	NE	NE	2.04	1.4 D	1.9	1.1 D J	1.9
Zinc	10	5	0.26	2.23	0.08	0.0043 J	0.012 J	.0065 J
Method 7470A - Mercury (mg/L)								
No mercury detected	-	-	-	-	-	-	-	-
Method 9056 - Anions, Ion Chromatography (mg/L)								
Bromide	NE	NE	NE	2.5	1.0 D	1.0 D	1.0 D	0.94 J D
Nitrate as N	10	10	4	42.267	1.1 D	1.4 D	2.8 D	0.77 D J
Chloride	250	NE	NE	485	240 D	240 D	220 D J	200 D
Nitrite as N	1	1	4	42.267	-	-	-	-
Fluoride	1.6	NE	NE	3.062	2.4 D M	1.6 D M	1.4 D M	2.0 D M
Sulfate	600	NE	NE	124.7	78 D	83 D	94 D	78 D J
General Chemistry (mg/L)								
Ammonia as N (USEPA 350.1)	NE	NE	NE	NE	-	-	-	-
Sulfide (SW9034	NE	NE	NE	NE	-	-	-	-
Total Organic Carbon (SW9060)	NE	NE	NE	NE	0.68 J	0.50 J	0.90 J	0.46 J
Alkalinity (SM2320B)	NE	NE	NE	2,217	750	750	660	860
Bicarbonate Alkalinity as CaCO3	NE	NE	NE	NE	750	750	660	860
Carbonate Alkalinity as CaCO3	NE	NE	NE	NE	-	-	-	-
Hydroxide Alkalinity	NE	NE	NE	NE	-	-	-	-
Total Dissolved Solids (SM2540C)	1,000	NE	NE	2,250	1,300 B	1,100 B	1,200 B	1,300 B

Notes

[1] New Mexico Administrative Code, 20.6.2.3102 Standards for Ground Water of 10,000 mg/L TDS Concentration or Less

[2] United States Environmental Protection Agency Maximum Contaminant Level

[3] Approved Background Concentrations Sandia National Laboratories/Kirtland Air Force Base

[4] Background Ground-Water Quality of the Kirtland Air Force Base Area, Bernalillo County, New Mexico

[5] Analaytical results are presented for the greater of either the normal sample or field duplicate

Analyte exceeds NMWQCC standard but does not exceed established background concentration

Analyte exceeds NMED calculated background value but no NMWQCC standard or MCL has been established

Acronyms and Abbreviations

- Analyte was not detected in the sample
DOE - Department of Energy
MCL - Maximum Contaminant Level
mg/L - milligrams per liter
NE - Not Established
NMED - New Mexico Environmental Department
NMWQCC - New Mexico Water Quality Control Commission
pg/L - picograms per liter
µg/L - micrograms per liter
USEPA - United States Environmental Protection Agency

Data qualifiers

B - Analyte was found in the blank and sample.
D - The reported value is from a dilution.
H - Sample was prepared or analyzed beyond the specified holding time.
J - Estimated: the analyte was positively identified; the quantitation is an estimation.
M - Manual integrated compound.
q - The reported result is the estimated maximum possible concentration of this analyte, quantitated using the theoretical ion ratio; the measured ion ration does not meet qualitative identification criteria and indicates a possible interference.

From: CROSGROVE, COLE G GS-12 USAF AFCEC/CZO
To: Moayyad, Ben/ABQ
Cc: Jarocki, Karen/ABQ
Subject: RE: OD Site Purge Water Request - December 2015 Samples
Date: Monday, January 11, 2016 8:47:03 AM

Ben,

Concur on the assessment that EOD purge water is suitable for discharge based on the analytical results and background data. Please do a controlled groundwater discharge when convenient.

-----Original Message-----
From: Ben.Moayyad@CH2M.com [mailto:Ben.Moayyad@CH2M.com]
Sent: Thursday, January 07, 2016 3:48 PM
To: CROSGROVE, COLE G GS-12 USAF AFCEC/CZO
Cc: Karen.Jarocki@CH2M.com
Subject: OD Site Purge Water Request - December 2015 Samples

Cole,

We are requesting permission to dispose of purge water generated from the monitoring of OD Unit groundwater monitoring wells.

The laboratory analytical results have been received and reviewed and are included in the disposal request letter. The original laboratory analytical reports are attached. Note that the Level 4 reports are too large to email.

Data do not indicate that purge water is suitable for disposal at the site. Please let us know if you concur with this assessment and when we may be able to release the purge water as indicated on the request. We would appreciate a reply by the end of the month in order to accommodate the upcoming monitoring event in early February.

Thank you,

Ben

Behnaum Moayyad PG.

ch2m

3721 Rutledge Road NE. Suite B1

Albuquerque, NM 87109

Direct 505-855-5201

Mobile 505-504-2214

Fax 505-816-0598

CH2M
3721 Rutledge Road NE
Suite B-1
Albuquerque, NM 87109
Tel 505.884.5600
Fax 505.883.7507

March 17, 2016

VIA EMAIL

Mr. Cole Crosgrove
AFCEC/CZO
2050 Wyoming Boulevard SE
Kirtland AFB, NM 87117-5270

Reference: USACE Contract No. W912DR-09-D-004

Subject: Request for Disposal of Purge Water from February 2016 Sampling of Monitoring Wells KAFB-2901, KAFB-2902, KAFB-2903, and KAFB-2904, Open Detonation Unit, Kirtland Air Force Base, New Mexico

Dear Mr. Crosgrove:

CH2M is requesting permission to dispose of the groundwater generated during the sampling of groundwater monitoring wells KAFB-2901, KAFB-2902, KAFB-2903, and KAFB-2904. Sampling was performed on 2 and 3 February 2016 at these wells.

Table 1 contains details of the purge water quantity for each well. Groundwater derived from the sampling of these monitoring wells is currently contained in polyethylene drums at each monitoring well KAFB-2901 through KAFB-2904.

Table 2 presents a summary of the groundwater analytical results. All groundwater samples were analyzed for volatile organic compounds (VOCs); semi-volatile organic compounds (SVOCs); polynuclear aromatic hydrocarbons (PAHs); explosives; perchlorate; dioxins and furans; metals; anions; and general chemistry parameters (total organic carbon, alkalinity, and total dissolved solids) by the methods listed in the table. Analytical results were compared to the New Mexico Water Quality Control Commission Regulations - Human Health Standards (NMWQCC-HHS) (New Mexico Administrative Code 20.6.2.3103), U.S. Environmental Protection Agency (USEPA) maximum contaminant level (MCL) concentrations, Department of Energy (DOE) suggested maximum background values, and New Mexico Environment Department (NMED) calculated background values. Regulatory standards used for comparison are included in Table 2.

CH2M evaluated the groundwater analytical results using the Kirtland AFB Development and Sampling Water Purge Water Decision Tree for Ground Water Restoration Activities (6-1-2015). Per the criteria listed in box D3 of the decision tree, either fluoride, total dissolved solids, or iron concentrations exceed the NMWQCC-HHS or USEPA MCL in each groundwater sample. These concentrations do not exceed NMED calculated background values for the area, and are not attributable to releases from site activities. The fluoride, total dissolved solids, and iron exceedances can be attributed to naturally occurring aquifer conditions resulting from the dissolution of minerals in the aquifer. The calcium concentration exceeds the NMED calculated background value in the groundwater sample collected from KAFB-2904; there is no established NMWQCC-HHS or EPA MCL

concentration for naturally occurring calcium and it is not a toxic chemical. All other analytes were detected at levels below their respective standards or were not detected.

Based on this information and per the decision tree, it was determined that a discharge permit is not required and that the water is suitable for discharge to the land surface. The proposed method of disposal of the water from these wells is discharging onto the ground surface near monitoring wells KAFB-2901, KAFB-2902, KAFB-2903, and KAFB-2904. During disposal, the discharge flow will be regulated to ensure that water will not flow into arroyos and will remain confined to the ground surface in the area of the monitoring well.

CH2M requests that Kirtland AFB evaluate the presented information and provide written concurrence for the disposal of the purge water from groundwater monitoring wells KAFB-2901, KAFB-2902, KAFB-2903, and KAFB-2904.

Should you have any questions regarding this request please feel free to contact me at 505-855-5244. Thank you for your assistance.

Sincerely,
CH2M

Karen Jarocki. P.G.
Project Manager

Attachments:
Table 1: Summary of Purge Water Quantity, Sources, Sample Identifications, and Proposed Disposal Location
Table 2. Groundwater Analytical Results Summary, Open Detonation Unit Monitoring Wells, Kirtland Air Force Base, New Mexico

cc: Mr. John McBee/USACE
Mr. Scott Clark/Kirtland AFB
file

Table 1. Summary of Purge Water Quantity, Sources, Sample Identifications and Proposed Disposal Locations

Source (Well ID)	Volume of Purge Water (gallons)	Sample Identification	Proposed Disposal Location
KAFB-2901	35	OT-29-GW-2901-01122015	On soil at monitoring well KAFB-2901.
KAFB-2902	28	OT-29-GW-2902-02122015	On soil at monitoring well KAFB-2902.
KAFB-2903	50	OT-29-GW-2903-01122015	On soil at monitoring well KAFB-2903.
KAFB-2904	37	OT-29-GW-2904-02122015	On soil at monitoring well KAFB-2904.

Table 2. Groundwater Analytical Results Summary, Open Detonation Unit Monitoring Wells, Kirtland Air Force Base, New Mexico

Analyte	Water Quality Standards				Monitoring Well			
	NMWQCC Human Health Standards[1]	USEPA MCL[2]	DOE Suggested Maximum Background (Dec 1998)[3]	NMED Calculated Background Values (Jan 1995)[4]	KAFB-2901	KAFB-2902	KAFB-2903	KAFB-2904[5]
Method 8260B - Volatile Organic Compounds (µg/L)								
No analytes detected	-	-	-	-	-	-	-	-
Method 8270C - Semivolatile Organic Compounds (µg/L)								
No analytes detected	-	-	-	-	-	-	-	-
Method 8270 SIM - 1,4-Dioxane and PAHs (µg/L)								
No analytes detected	-	-	-	-	-	-	-	-
Method 8011 - EDB, DBCP, and 1,2,3-TCP (µg/L)								
1,2-Dibromoethane	0.1	0.05	NE	NE	0.057 J	0.019 J	-	-
Method 8330B - Nitroaromatics and Nitramines (µg/L)								
No analytes detected	-	-	-	-	-	-	-	-
Method 6850 - Perchlorate (µg/L)								
Perchlorate	NE	NE	NE	NE	0.39 J	2.4	3.7	0.51
Method 7580 - White Phosphorus (µg/L)								
No white phosphorus detected	-	-	-	-	-	-	-	-
Method 8290 - Dioxins and Furans (pg/L)								
1,2,3,4,7,8-Hexachlorodibenzo-p-dioxin (HxCDD)	NE	NE	NE	NE	-	0.56 J	-	-
1,2,3,6,7,8-Hexachlorodibenzo-p-dioxin (HxCDD)	NE	NE	NE	NE	-	0.54 J	-	-
1,2,3,4,7,8,9-Heptachlorodibenzofuran (HpCDF)	NE	NE	NE	NE	-	0.73 J	-	-
Tetrachlorodibenzofurans (TCDF), Total	NE	NE	NE	NE	-	-	0.88 J	-
Method 6010B and 6020 - Metals (mg/L)								
Arsenic	0.1	0.01	0.014	NE	0.0079	-	0.0019 J	-
Boron	0.75	NE	NE	1.18	0.51	0.42	0.49	0.36
Calcium	NE	NE	NE	270	250	260	220	280
Iron	1	0.3	NE	18.7	1.4	0.18	-	0.055 J
Magnesium	NE	NE	NE	106	47	57	42	65
Sodium	NE	NE	NE	500	170	150	180	130
Barium	1	2	0.12	0.2	0.058	0.076	0.078	0.014
Beryllium	NE	0.004	0.004	NE	0.00098 J	-	0.0011	0.00061 J
Chromium	0.05	0.1	0.043	0.031	0.0029 J	0.0019 J	-	-
Copper	1	1.3	<0.05	<0.05	0.0019 J	-	-	-
Lithium	NE	NE	NE	2.5	0.76	0.4	0.75 J	0.28
Manganese	0.2	NE	NE	1.2	0.037	0.032	-	0.083
Molybdenum	1	NE	NE	NE	0.0013 J	0.0043	-	0.0022 J
Nickel	0.2	NE	0.028	0.028	0.0035	0.0026 J	-	0.0014 J
Potassium	NE	NE	NE	45.5	9.6	6.7	13 J	7.5
Selenium	0.05	0.05	0.005	NE	-	-	0.0011 J	-
Strontium	NE	NE	NE	2.04	1.5	1.7	1.1 J	1.8
Zinc	10	5	0.26	2.23	0.0069 J	-	0.0056 J	-
Method 7470A - Mercury (mg/L)								
No mercury detected	-	-	-	-	-	-	-	-
Method 9056 - Anions, Ion Chromatography (mg/L)								
Bromide	NE	NE	NE	2.5	1	1	1	0.96 J

Table 2. Groundwater Analytical Results Summary, Open Detonation Unit Monitoring Wells, Kirtland Air Force Base, New Mexico

	Water Quality Standards				Monitoring Well			
Analyte	**NMWQCC Human Health Standards[1]**	**USEPA MCL[2]**	**DOE Suggested Maximum Background (Dec 1998)[3]**	**NMED Calculated Background Values (Jan 1995)[4]**	**KAFB-2901**	**KAFB-2902**	**KAFB-2903**	**KAFB-2904[5]**
Nitrate as N	10	10	4	42.267	1.2	1.6	4.1	.78 J
Chloride	250	NE	NE	485	230	230	230	210
Fluoride	1.6	NE	NE	3.062	2.6	1.5	1.2	2.1
Sulfate	600	NE	NE	124.7	80	80	97	81 J
General Chemistry (mg/L)								
Ammonia as N (USEPA 350.1)	NE	NE	NE	NE	-	-	-	-
Sulfide (SW9034)	NE	NE	NE	NE	-	-	-	-
Total Organic Carbon (SW9060)	NE	NE	NE	NE	-	-	-	-
Alkalinity (SM2320B)	NE	NE	NE	2,217	678	710	639	813
Bicarbonate Alkalinity as CaCO3	NE	NE	NE	NE	678	710	639	813
Carbonate Alkalinity as CaCO3	NE	NE	NE	NE	-	-	-	-
Hydroxide Alkalinity	NE	NE	NE	NE	-	-	-	-
Total Dissolved Solids (SM2540C)	1,000	NE	NE	2,250	1,300	1,300	1200 J	1,400

Notes

[1] New Mexico Administrative Code, 20.6.2.3102 Standards for Ground Water of 10,000 mg/L TDS Concentration or Less

[2] United States Environmental Protection Agency Maximum Contaminant Level

[3] Approved Background Concentrations Sandia National Laboratories/Kirtland Air Force Base

[4] Background Ground-Water Quality of the Kirtland Air Force Base Area, Bernalillo County, New Mexico

[5] Analaytical results are presented for the greater of either the normal sample or field duplicate

Analyte exceeds NMWQCC standard or EPA MCL but does not exceed established background concentration

Analyte exceeds NMED calculated background value but no NMWQCC standard or MCL has been established

Acronyms and Abbreviations

- Analyte was not detected in the sample
DOE - Department of Energy
MCL - Maximum Contaminant Level
mg/L - milligrams per liter
NE - Not Established
NMED - New Mexico Environmental Department
NMWQCC - New Mexico Water Quality Control Commission
pg/L - picograms per liter
µg/L - micrograms per liter
USEPA - United States Environmental Protection Agency

Data qualifiers

J - Estimated: the analyte was positively identified; the quantitation is an estimation.

From: CLARK, SCOTT C GS-12 USAF AFCEC/CZO
To: Moayyad, Ben/ABQ; CROSGROVE, COLE G GS-12 USAF AFCEC/CZO
Cc: John.M.McBee@usace.army.mil; Jarocki, Karen/ABQ
Subject: RE: Purge Water Disposal Request - Kirtland OD Wells
Date: Friday, March 18, 2016 11:09:07 AM

Hi All,

Took a look at the data and we're good to go. Everything is captured by the decision tree, so it looks like we're squared away and this purge water isn't an issue.

Thanks, and if you have any questions just let me know.
Scott

//SIGNED//

Scott Clark
Kirtland IST, AFCEC/CZO
505-846-9017
DSN 246-9017
Mobile 505-385-3679
scott.clark@us.af.mil

From: Ben.Moayyad@CH2M.com [mailto:Ben.Moayyad@CH2M.com]
Sent: Friday, March 18, 2016 10:36 AM
To: CROSGROVE, COLE G GS-12 USAF AFCEC/CZO; CLARK, SCOTT C GS-12 USAF AFCEC/CZO
Cc: John.M.McBee@usace.army.mil; Karen.Jarocki@CH2M.com
Subject: Purge Water Disposal Request - Kirtland OD Wells

Hi Cole and Scott.
We are requesting permission to dispose of purge water on site at the OD Unit for wells KAFB-2901 to KAFB-2904 sampled in early February.
No analytes were detected above the screening levels as noted in the letter. CH2M believes that the purge water is suitable for disposal on site.
If you concur, please let us know when we may release the water.

Let us know if you have any questions.

Thank you,
Ben

Behnaum Moayyad PG.
ch2m
3721 Rutledge Road NE. Suite B1
Albuquerque, NM 87109
Direct 505-855-5201
Mobile 505-504-2214
Fax 505-816-0598

APPENDIX E

Geophysical Report, November 2014

Digital Geophysical Mapping Results from the Open Detonation Unit, Kirtland Air Force Base, New Mexico

PREPARED FOR: John McBee/USACE

COPY TO: Teresa King/USACE
Cole Crosgrove/Kirtland AFB

PREPARED BY: Karen Jarocki/CH2M HILL
Matthew Barner/CH2M HILL

DATE: 14 November 2014

PROJECT NUMBER: 427917

Introduction

Digital geophysical mapping (DGM) was conducted between September and October 2012 to support investigation and closure of the Open Detonation (OD) Unit at Kirtland Air Force Base (AFB) (Figure 1). The objective of the DGM was to identify and delineate the lateral extent (footprint) of disturbed soils consistent with pits and excavations used for open burning and open detonation activities at the site. A 1993 Kirtland AFB memorandum (U.S. Air Force [USAF], 1993) reported 12 former burn pit locations were present at the site; one of the 12 pits was reportedly located between the second and third fire breaks on the western side of the OD Unit (Figure 2).

The OD Unit consists of a cleared circular area encompassing approximately 18 acres and surrounded by an approximately 2-foot high earthen berm. The OD Unit is surrounded by three fire breaks. The area of the first fire break is approximately 48 acres surrounding the OD Unit (Figure 2). The DGM was conducted over the OD Unit out to the first firebreak and a small area between the second and third fire breaks noted as having a possible burial pit.

The geology underlying the DGM survey area consists of relatively thin layer of alluvium over faulted Paleozoic sedimentary and Precambrian basement rock. Groundwater reportedly occurs at depths of 100 feet (ft) or greater within the OD Unit.

Additional details on the OD Unit site history, setting, and geologic conditions are presented in the *Work Plan to Support Closure of the Open Burn and Open Detonation Units at Kirtland Air Force Base, Bernalillo Count, New Mexico* (CH2M HILL, 2012), hereafter referred to as the work plan.

Digital Geophysical Mapping Field Activities

Zapata, the DGM subcontractor to CH2M HILL, conducted DGM using the Geonics, Ltd. EM31-MK2 terrain conductivity meter. Field work occurred between 26 and 28 September 2012, and on 1 October 2012. The EM31-MK2 was presumptively selected for the DGM at the OD Unit because of its effective survey depth of approximately 18 ft and its capability of delineating disturbed soils. The conductivity of subsurface soils may be altered when soils are excavated and backfilled. In addition, the EM31-MK2 is capable of identifying metal in the subsurface. More information on the EM31-MK2 operating principles is presented in the Work Plan.

The proposed DGM survey at the OD Unit included collection of simultaneous conductivity and inphase response component data along transects spaced approximately 20 ft apart and extending across the

accessible portions of the OD Unit out to the first fire break. In addition, a separate 500-ft by 500-ft area was surveyed between the second and third fire breaks in an attempt to delineate the suspected lone pit reportedly located west of the OD Unit (Figure 2). The 500-ft by 500-ft survey area was based on available site-specific historical information as well as visual inspection of the site. A Trimble differential global positioning system (GPS) unit capable of sub-meter horizontal accuracy was utilized to collect real-time positioning data with the EM31-MK2 for all survey areas.

Raw DGM data were processed on a daily basis. Data processing included analysis and presentation of quality control (QC) test results, conversion of the GPS data to the project-specific coordinate system and units (New Mexico Central State Plane Grid, U.S. Survey Feet), and applying a lag correction to account for the relatively small difference in the time stamp between the EM31-MK2 measurements the corresponding GPS positions as the DGM operator walked along the survey lines.

Quality Control

Daily QC tests for the EM31-MK2 survey included an instrument warm-up period, a GPS positioning test, a system cable shake test, a dynamic response test over a known metallic object, and repeat data collection over a relatively small percentage (approximately 2 percent) of each daily data set. The intent of the QC tests was to demonstrate that, on a daily basis, the EM31-MK2 was operating properly, the GPS coordinates were within the required accuracy (±3.3 ft), the responses recorded by the EM31-MK2 were repeatable on a qualitative basis, and that unwanted noise did not appear to impact the instrument responses. The QC tests are presented in more detail in the Geophysical Investigation Plan (GIP) appended to the Work Plan.

The QC tests were successfully completed each day in accordance with the Work Plan. Zapata data processors reviewed the QC data for compliance with the Work Plan; the CH2M HILL Project Geophysicist reviewed the delivered QC tests results provided by Zapata. QC test files, results, and images are provided on DVD accompanying this technical memorandum.

Results and Discussion

The EM31-MK2 survey completed at the OD Unit out to the first fire break was conducted in accordance with the Work Plan. The DGM Measurement Quality Objectives (MQOs) and Measurement Performance Criteria (MPC) presented in the Work Plan were met for all activities (Table 1).

Figures 3 and 4 present the EM31-MK2 conductivity and inphase response results, respectively. Zapata utilized the GPS to record the locations of pertinent site features within the DGM survey area. These features are annotated on Figure 4 and include localized vehicle-related debris, electric lines, and munitions and explosives of concern (MEC) awaiting disposal.

The conductivity responses (in units of milliSiemens per meter [mS/m]) recorded across the survey area are represented by a relatively overall small range of values. Interpreted background responses are depicted in Figure 3 as gray colors and correspond to values of between 0 and 9 mS/m. These responses are consistent with background responses observed during the daily QC tests. Near the center of the survey area, elevated conductivity responses in Figure 3 greater than 9 mS/m appear to be indicative of disturbed soils. These elevated responses may not necessarily be associated with subsurface metal because the EM31-MK2 is capable of delineating disturbed soils that have been subjected to grading, excavation, and backfilling. This effect in the conductivity data is consistent with historic site activities that resulted in soil disturbance. Causal sources of changes in these conductive properties may be associated with disturbance of the soils, metallic, and non-metallic materials

The EM31-MK2 background inphase responses are represented by the range of values between approximately 1.5 and -1.5 parts per thousand (ppt) in Figure 4. Anomalies with positive and negative response values outside this range are indicative of metal. On Figure 4, the majority of the responses associated with metal appear to be associated with annotated metallic surface debris or structures. The presence of these surface features may mask the presence of collocated subsurface metal or debris at these locations.

Table 1. EM31-MK2 Survey Measurement Quality Objectives Results

Measurement Quality Objective	Measurement Performance Criteria	Measurement Quality Objective Result
DGM Systems Positioning	Offset between recorded position with GPS system within ±3.3 ft of known location	MQO met; GPS positional quality level 4 maintained for survey; maximum offset recorded during daily GPS QC test was 0.41 ft.
DGM System Repeatability	EM31-MK2 response is repeatable (qualitative assessment) across metallic feature at known and fixed location during assessment	MQO met; anomaly with repeatable response amplitude and shape observed across metallic feature in both conductivity and inphase measurements from dynamic response QC test
Downline Data Density	At least 98 percent of possible sensor readings are captured along each survey line with a spacing of 1.64 ft or less	MQO met; greatest percentage of points outside the downline data density MQO for each daily survey unit was 0.5 percent.
Survey Coverage	Survey line spacing varies by no more than 20 percent of proposed spacing. For the EM31-MK2 survey, this translates to a maximum permissible lane spacing of 24 ft. Exceptions include obstructions or potential safety hazards at the ground surface.	MQO met; EM31-MK2 footprint coverage resulted in no cross-line gaps of 24 ft. or greater; localized data gap near center of survey area is associated with Open Burn Unit and blast berm.

Conclusions

The locations of the 12 suspected historic burial pit locations are overlain on the EM31-MK2 results in both Figures 3 and 4. They are identified as numbers 1 through 12 on these figures.

Two of the pits (9 and 10) in the southeastern portion of the former OD Unit are located within the elevated EM31-MK2 conductivity responses (Figure 3). One additional suspected pit (8) is located near the edge of these elevated responses. The remainder of the pits (including 12 west of the OD Unit between the second and third fire breaks) do not appear to correlate to elevated EM31-MK2 conductivity responses.

Only suspected pit 8 appears to exhibit a nearby corresponding metallic response in the EM31-MK2 inphase data. The remainder of the suspected burial pit locations do not appear to correlate with EM31-MK2 inphase responses. The EM31-MK2 inphase responses shown in Figure 4 appear to be primarily associated with surface debris or structures (with exception of those responses to the north of pit 8).

Overall the EM31-MK2 results do not depict responses consistent with defined burial pits near the suspected historic locations. As previously discussed, the EM31-MK2 conductivity results are consistent with soil disturbance, which potentially may involve spreading debris across broad areas in the shallow subsurface, indicating that debris is not concentrated in pits or defined features. Furthermore, spreading of materials may result in the inability of the EM31-MK2 to detect discrete geophysical anomalies associated with relatively small-scale metallic objects in the subsurface due to its inherent limitations of detecting and resolving objects at this scale.

References

CH2M HILL, 2012. *Final Work Plan to Support Closure of the Open Burn and Open Detonation Units at Kirtland Air Force Base, Bernalillo Count, New Mexico.* January.

USAF, 1993. *EOD Range Burial Pits Memorandum from Lawrence Hokanson, Kirtland AFB Base Civil Engineer. Kirtland Air Force Base, New Mexico*. 26 April.

Figures

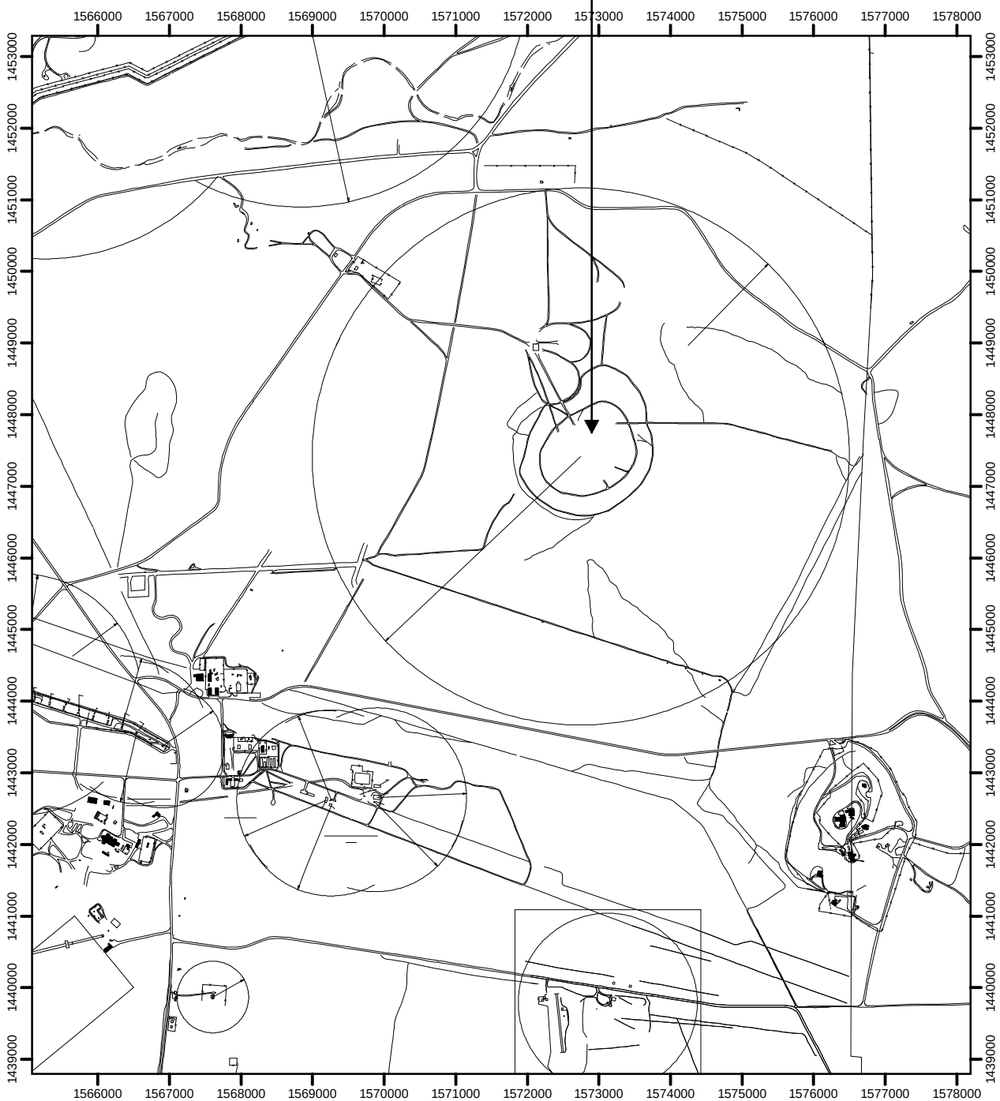

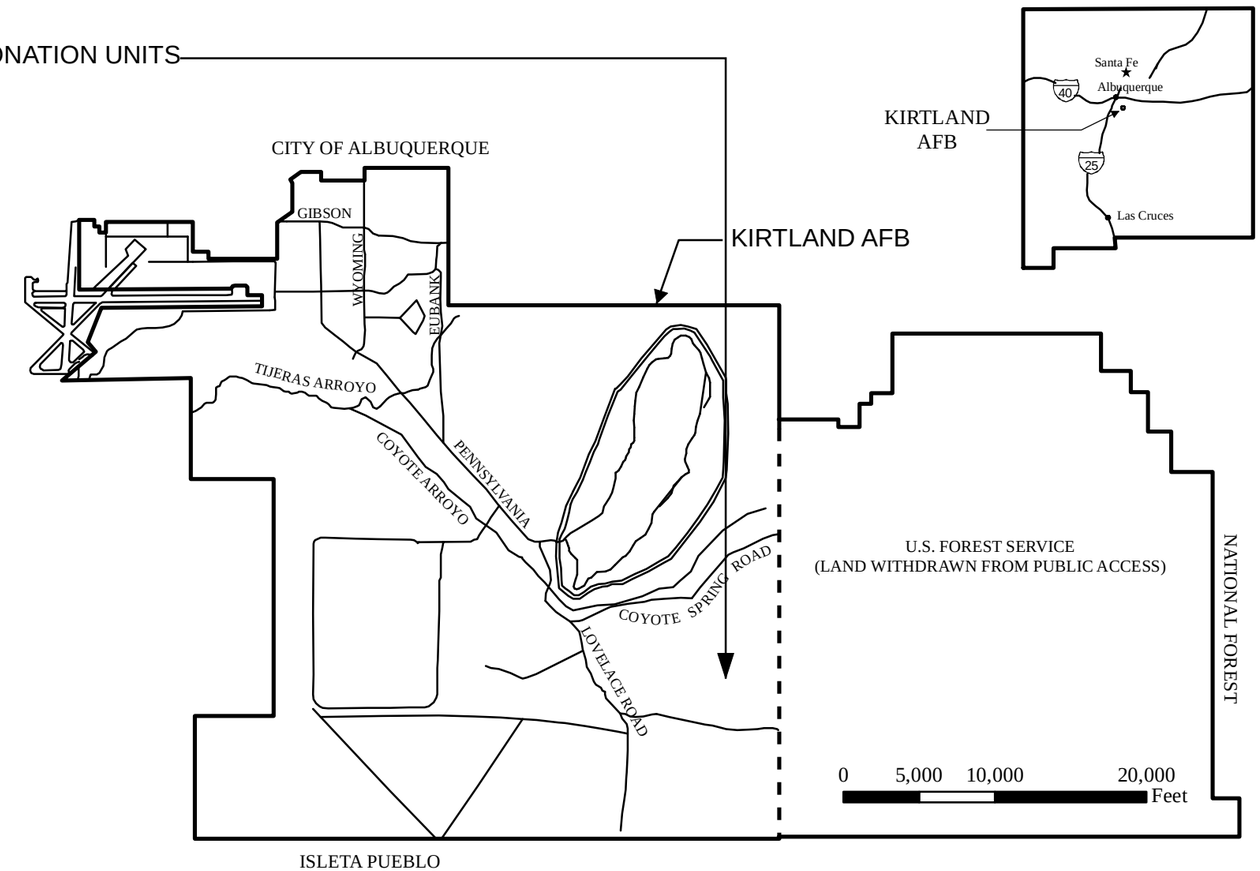

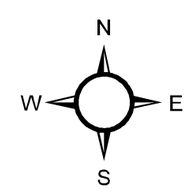

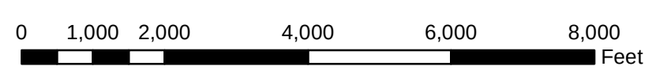

LEGEND

1541850 NM CENTRAL STATE PLANE FEET, NAD 83

Revision Date: 08/14/2014

Figure 1. SITE LOCATION FOR THE OPEN BURN AND OPEN DETONATION UNITS

OPEN BURN AND
OPEN DETONATION UNITS

KIRTLAND AIR FORCE BASE, NEW MEXICO

\\roswell\arcinfo\Av_Proj\kirtland\OBOD\MapFiles\Figure1SiteLocationMap.mxd

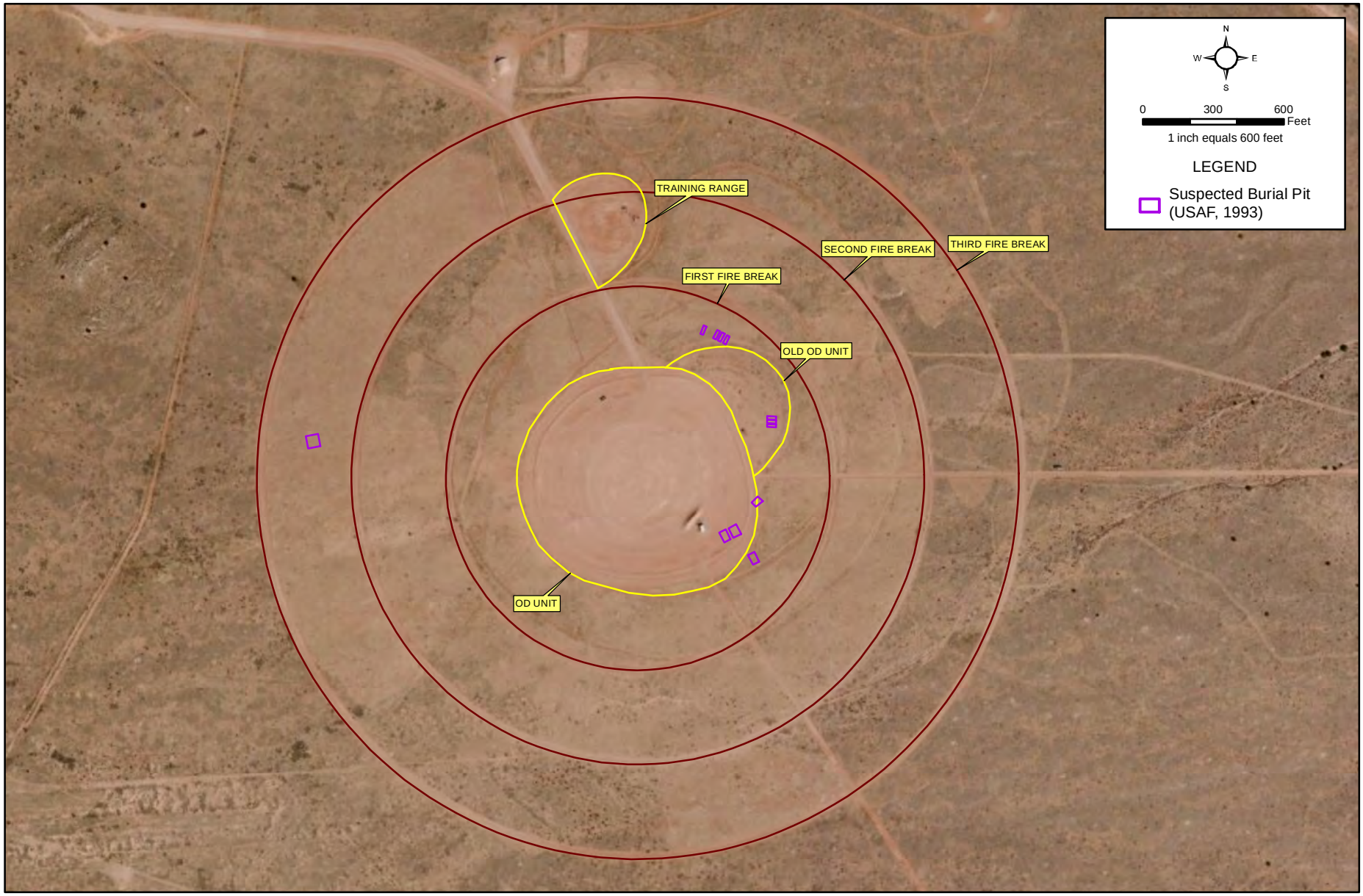

FIGURE 2
OPEN DETONATION UNIT AREAS AND HISTORICAL BURIAL PITS

OPEN BURN AND OPEN DETONATION UNITS,
KIRTLAND AIR FORCE BASE, NEW MEXICO

\\roswell\arcinfo\Av_Proj\kirtland\OBOD\MapFiles\Figure2InvestigationAreaandHistoricalBurialPits_rev1.mxd

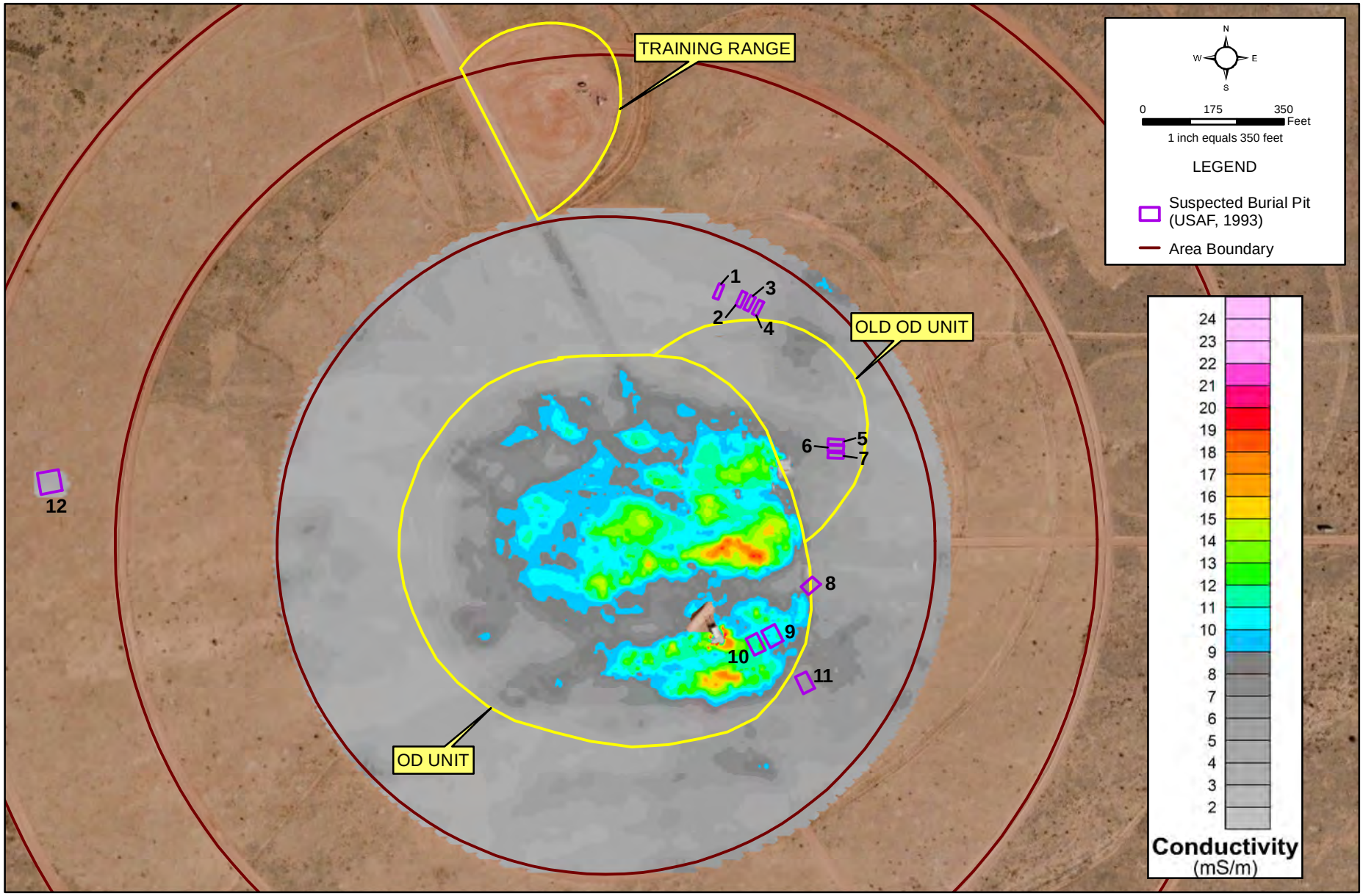

FIGURE 3
DIGITAL GEOPHYSICAL MAPPING EM31-MK2 CONDUCTIVITY RESPONSE

OPEN BURN AND OPEN DETONATION UNITS,
KIRTLAND AIR FORCE BASE, NEW MEXICO

\\roswell\arcinfo\Av_Proj\kirtland\OBOD\MapFiles\Figure3EM31-MK2ConductivityResponse_rev1.mxd

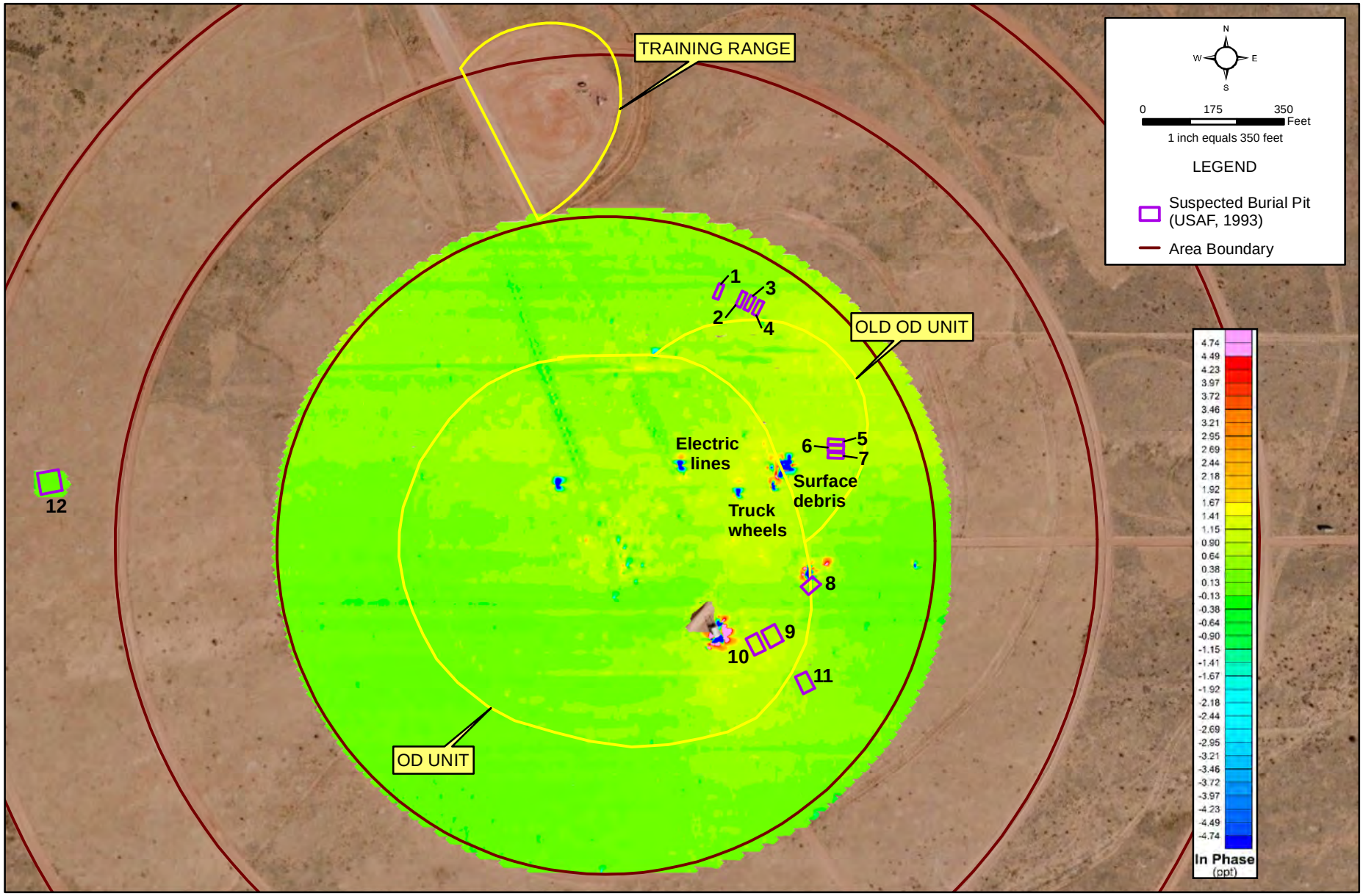

FIGURE 4
DIGITAL GEOPHYSICAL MAPPING EM31-MK2 INPHASE RESPONSE

OPEN BURN AND OPEN DETONATION UNITS,
KIRTLAND AIR FORCE BASE, NEW MEXICO

\\roswell\arcinfo\Av_Proj\kirtland\OBOD\MapFiles\Figure4EM31-MK2InphaseResponse_rev1.mxd

APPENDIX F

Incremental Soil Sampling Report, December 2014

Results for Incremental Sampling at the Open Detonation Unit at Kirtland Air Force Base

PREPARED FOR: John McBee, USACE

COPY TO: Teresa King, USACE
Cole Crosgrove, Kirtland AFB

PREPARED BY: Karen Jarocki, CH2M HILL

DATE: 16 December 2014

PROJECT NUMBER: 427917

CH2M HILL conducted incremental sampling at the Open Detonation (OD) Unit at Kirtland Air Force Base (AFB), New Mexico, during August 2014, as part of contract number W912DR-09-D-0004, task order 04.

Incremental Soil Sampling

Surface soil incremental sampling was conducted according to CLIN 2012EAA during August 2014. Mobilization activities were completed on 19 August 2014 and sample collection began on 20 August 2014. As proposed in the November 2012 technical memorandum entitled "*Limited Incremental Sampling at the Open Detonation Unit*", approximately 35 percent of the incremental sampling units were selected for soil sampling to statistically represent each decision unit (Attachment 1). A total of 43 sampling units were identified, sampled, and submitted to the offsite laboratory for analysis. A map showing the selected sampling units, as well as the decision units and geophysical data, is included in Attachment 1.

For the sampling units, 100 foot by 100 foot grids were staked by a survey professional at the corner locations with approximately 1 foot accuracy. The 50 incremental sampling locations were established using 100 foot ropes marked with 5 foot increments. The sampling team placed pin flags on the ground surface at the 50 preselected locations. The Unexploded Ordnance (UXO) expert then cleared the sampling grid and marked the cleared locations for each incremental sampling location by planting the pin flag in the ground.

Normal samples were collected at the southeast corner of each incremental sampling location. Sampling was performed with a hand drill and ½-inch wood coring bit on the first two days of the sampling event. It was determined that the drill bit sampling was too time-intensive to be effective, and the sample team switched to disposable scoops for the remainder of the event. Increments were placed in the sample container (either a 1-gallon or 2-gallon Ziploc bag). After collection of all 50 increments in the sampling unit, the soil was mixed thoroughly within the sample bag. The samples were then double bagged, labeled, and taped. Prior to shipment, each sample was screened for radiological activity (CLIN 2014AG); no elevated radiological readings were identified.

Quality assurance and quality control (QA/QC) samples collected consisted of field duplicate samples, field triplicate samples, matrix spike/matrix spike duplicate (MS/MSD) samples, and equipment blank samples. Duplicate and triplicate samples were collected 2 and 3 feet north (respectively) of the normal sample. The MS/MSD samples were collected at the same location as the normal sample increments, but with a triple volume. For this sampling event, five field duplicate samples and five field triplicate samples were collected, along with two MS/MSD samples. Two equipment blank samples were collected on each of the first two days for the non-dedicated sampling equipment, prior to switching to dedicated sampling equipment.

The incremental soil samples and QA/QC samples were analyzed by the offsite laboratory for explosives (EPA Method SW8330B), metals (EPA Method SW6020), perchlorate (EPA Method SW6850), and mercury (EPA Method SW7471), as described in the *Uniform Federal Policy-Quality Assurance Project Plan* (UFP-QAPP) *to Support*

Closure of the Open Burn and Open Detonation Units (April 2012). The analytical methods are detailed in *EPA Test Methods for Evaluating Solid Waste, Physical/Chemical Methods* (1996).

Results and Data Review

Analytical results for all incremental soil samples are presented in the attached table. A map showing the selected sampling units is included in Attachment 1.

The Incremental Sampling Data Quality Evaluation Report provides review of the validated incremental soil sampling results (Attachment 2).

Results for the 53 incremental soil samples, including 43 sampling units, five field duplicate samples, and five field triplicate samples are detailed below. The samples were screened against the New Mexico Environment Department (NMED) Residential Soil Screening Levels (SSLs; February, 2012), the Coyote Test Field Super Group Background Values ("Background") for surface soil (metals only; NMED, 1996), and the US Environmental Protection Agency (EPA) Regional Soil Screening Levels, Residential (RSSLs; November, 2012), as applicable.

Metals Results

- Antimony was detected in 51 of the 53 samples at a maximum concentration of 5 J milligrams per kilogram (mg/kg). One sample exceeded the Background value of 3.9 mg/kg. None of the samples exceeded the NMED Residential SSL of 31.3 mg/kg.
- Arsenic was detected in all 53 samples, with a maximum concentration of 8 mg/kg. The arsenic detections exceeded the NMED Residential SSL of 3.9 mg/kg at 52 sample locations, and exceeded the Background value of 5.6 mg/kg at 8 of these locations. All arsenic detections are considered to be naturally occurring at these concentrations.
- Barium was detected in all 53 samples. The maximum detected concentration was 200 mg/kg of barium. There were 15 sample locations that exceeded the Background value of 130 mg/kg. None of the samples exceeded the NMED Residential SSL of 15,596 mg/kg for barium.
- Beryllium was detected in all 53 samples, with a maximum concentration of 0.75 mg/kg. The beryllium detections exceeded the Background value of 0.65 mg/kg at 14 sample locations, but did not exceed the NMED Residential SSL of 156 mg/kg at any sample location.
- Cadmium was detected in all 53 samples at a maximum concentration of 0.67 mg/kg. No samples exceeded either the Background value of 1 mg/kg or the NMED Residential SSL of 70.3 mg/kg for cadmium.
- Chromium was detected in all 53 samples. The maximum reported concentration was 24 J mg/kg. The sample results indicated that the chromium detections exceeded the Background value of 17.3 mg/kg at 5 sample locations. No samples exceeded the NMED Residential SSL of 117,321 mg/kg for chromium.
- Cobalt was detected in all 53 samples, with a maximum concentration of 7.6 J mg/kg. The Background value of 5.2 mg/kg for cobalt was exceeded at 32 of these sample locations; however, none of the samples exceeded the EPA Regional SSL, Residential, of 23 mg/kg. There is no established NMED Residential SSL for cobalt.
- Copper was detected in all 53 samples. The maximum concentration of copper reported was 86 mg/kg. At 38 sample locations, copper detections exceeded the Background value of 15.4 mg/kg. None of the sample locations exceeded the NMED Residential SSL for copper of 3,129 mg/kg.
- Lead was detected in all 53 samples at a maximum concentration of 170 mg/kg. In 39 of these samples, the lead concentration exceeded the Background value of 21.4 mg/kg. None of the sample locations exceeded the NMED Residential SSL of 400 mg/kg for lead.

- Nickel was detected in all 53 samples. The maximum detected concentration was 91 mg/kg. The Background value of 11.5 mg/kg for nickel was exceeded in 24 samples; the NMED Residential SSL of 1,564 mg/kg was not exceeded at any sample location.
- Selenium was detected in all 53 samples, with a maximum concentration of 0.59 mg/kg reported at two sample locations. No samples exceeded either the Background value of 1 mg/kg or the NMED Residential SSL of 391 mg/kg for selenium.
- Silver was detected in all 53 samples. The maximum reported concentration of silver was 1.3 mg/kg. One sample exceeded the Background value of 1 mg/kg for silver, and no sample locations exceeded the NMED Residential SSL of 391 mg/kg.
- Thallium was detected in all 53 samples at a maximum reported concentration of 0.33 mg/kg. No samples exceeded either the NMED Residential SSL of 0.78 mg/kg or the Background value of 1.1 mg/kg for thallium.
- Tin was detected in 30 of the 53 samples. The maximum detected concentration was 31 J mg/kg. One sample location exceeded the Background value of 10 mg/kg for tin. None of the samples exceeded the EPA Regional SSL, Residential, of 47,000 mg/kg for tin. There is no established NMED Residential SSL for tin.
- Vanadium was detected in all 53 samples, with a maximum reported concentration of 38 J mg/kg. All 53 sample locations exceeded the Background value of 20.4 mg/kg; however, none of the sample locations exceeded the NMED Residential SSL of 391 mg/kg for vanadium.
- Zinc was detected in all 53 samples. The maximum detected concentration was 410 mg/kg. There were 11 sample locations that exceeded the Background value of 62 mg/kg for zinc, and no sample locations exceeded the NMED Residential SSL of 23,464 mg/kg.
- Mercury was detected in all 53 samples. The maximum concentration reported was 0.062 mg/kg of mercury. No samples exceeded either the Background value of 0.25 mg/kg or the NMED Residential SSL of 15.6 mg/kg for mercury.

Explosives Results

- Perchlorate was detected in all 53 samples at a maximum concentration of 4200 J mg/kg. No sample locations exceeded the NMED Residential SSL of 54,800 mg/kg for perchlorate. The distribution of perchlorate concentrations is shown on the attached figure. Perchlorate concentrations are highest in the center of the OD Unit and lowest at the training range.
- 2,4,6-Trinitrotoluene was detected in 7 of the 53 samples, with a maximum reported concentration of 0.29 mg/kg. No sample locations exceeded the NMED Residential SSL of 39.1 mg/kg.
- 2,4-Dinitrotoluene was detected in 19 of the 53 samples. The maximum concentration detected was 0.122 J mg/kg. No sample locations exceeded the NMED Residential SSL of 7.15 mg/kg.
- 2,6-Dinitrotoluene was detected in one of the 53 samples at a maximum concentration of 0.064 J mg/kg. The sample locations did not exceed the NMED Residential SSL of 61.1 mg/kg.
- 2-Amino-4,6-dinitrotoluene was detected in 5 of the 53 samples. The maximum reported concentration was 0.04 J mg/kg. No sample locations exceeded the EPA Regional SSL, Residential, of 150,000 mg/kg. There is no established NMED Residential SSL for 2-amino-4,6-dinitrotoluene.
- 4-Amino-2,6-dinitrotoluene was detected in 6 of the 53 samples, with a maximum reported concentration of 0.026 J mg/kg at two sample locations. No sample locations exceeded the EPA Regional SSL, Residential, of 150,000 mg/kg. There is no established NMED Residential SSL for 4-amino-2,6-dinitrotoluene.

- HMX was detected in 43 of the 53 samples. The maximum concentration reported was 8.5 mg/kg of HMX. No sample locations exceeded the NMED Residential SSL of 3,911 mg/kg.
- Nitroglycerin was detected in 23 of the 53 samples at a maximum concentration of 2.48 J mg/kg. No sample locations exceeded the NMED Residential SSL of 6.11 mg/kg.
- PETN was detected in 4 of the 53 samples. The maximum reported concentration of PETN reported was 1.2 mg/kg. No sample locations exceeded the EPA Regional SSL, Residential, of 120,000 mg/kg. There is no established NMED Residential SSL for PETN.
- RDX was detected in 26 of the 53 samples, with a maximum detected concentration of 8.1 mg/kg. No sample locations exceeded the NMED Residential SSL of 58.2 mg/kg.
- Tetryl was detected in 2 of the 53 samples at a maximum concentration of 0.041 mg/kg. No sample locations exceeded the NMED Residential SSL of 244 mg/kg.

Conclusions

The results of the August 2014 incremental soil sampling show that most metals exceed the Coyote Test Field Super Group Background values in some soil samples; background concentrations were not exceed for cadmium, selenium, thallium, and mercury. Arsenic was the only detected metal that exceeded the NMED Residential SSL; it should be noted that the NMED Residential SSL concentrations is lower that the approved Background concentration. No metals exceeded the EPA RSSL Residential values. Overall, metals concentrations detected across the OD Unit are reflective of naturally-occurring metals concentrations.

None of the detected explosives or perchlorate exceeded their NMED Residential SSL values or EPA RSSL Residential values. Perchlorate concentrations are highest at the center of the OD unit and lowest at the training range. Though some explosives and perchlorate are present in the surface soils across the OD Unit, the concentrations detected indicate that further investigation is not warranted, as all are below the Residential SSL concentrations.

References

EPA, 2012. Regional Screening Level Summary Table. U.S. Environmental Protection Agency. November.

EPA, 1996. *EPA Test Methods for Evaluating Solid Waste Physical/Chemical Methods (SW-846) 3rd ed. with updates.* U.S. Environmental Protection Agency.

NMED, 2012. *New Mexico Environment Department Soil Screening Levels Guidelines.* New Mexico Environment Department, Santa Fe, New Mexico. February.

NMED, 1997. *Approved Background Concentrations, Sandia National Laboratories/Kirtland Air Force Base.* New Mexico Environment Department, Hazardous and Radioactive Materials Bureau, RCRA Permits Management Program, Santa Fe, New Mexico. September.

USAF, 2012. *Uniform Federal Policy-Quality Assurance Project Plan (UFP-QAPP) to Support Closure of the Open Burn and Open Detonation Units at Kirtland AFB.* U. S. Air Force, Kirtland Air Force Base, New Mexico. April.

Attachments

1 *Limited Incremental Sampling at the Open Detonation Unit* Technical Memorandum

2 Incremental Sampling Data Quality Evaluation Report

Table and Figure

Analytical Results for Incremental Soil Samples Collected at the Open Detonation Unit, Kirtland Air Force Base

Analysis Method[a]	Analyte	Units	Coyote Test Field Super Group Background Values (surface soil)[b]	NMED Residential Soil Screening Level[c]	Location	BERMNW	BERMSE	G08B01	G09A01	G09B02	G10B02	H07B02	H08A02	H08A02	H08A02	H09B01	H10B01	H10B01	H10B01
					Sample Identification	OB-SO-BERMNW-0814	OB-SO-BERMSE-0814	OD-SO-G08B01-0814	OD-SO-G09A01-0814	OD-SO-G09B02-0814	OD-SO-G10B02-0814	OD-SO-H07B02-0814	OD-SO-H08A02-0814	OD-SO-H08A02-D14	OD-SO-H08A02-T14	OD-SO-H09B01-0814	OD-SO-H10B01-0814	OD-SO-H10B01-D14	OD-SO-H10B01-T14
					Sample Type	Normal	Normal	Normal	Normal	Normal	Normal	Normal	Normal	Duplicate	Triplicate	Normal	Normal	Duplicate	Triplicate
					Sample Date	08/21/14	08/21/14	08/29/14	08/29/14	08/29/14	08/29/14	08/29/14	08/29/14	08/29/14	08/29/14	08/29/14	08/28/14	08/28/14	08/28/14
					Sample Depth	0 - 0.25 (ft)	0 - 0.25 (ft)	0 - 0.25 (ft)	0 - 0.25 (ft)	0 - 0.25 (ft)	0 - 0.25 (ft)	0 - 0.25 (ft)	0 - 0.25 (ft)	0 - 0.25 (ft)	0 - 0.25 (ft)	0 - 0.25 (ft)	0 - 0.25 (ft)	0 - 0.25 (ft)	0 - 0.25 (ft)
					EPA Regional Screening Levels, Residential [d]														
SW6020	Antimony	mg/Kg	3.9	31.3	--	0.34	0.28 J	0.35 J	0.46 J	0.57 J	0.38 J	0.29 J	0.55 J	0.66	0.85	0.61	0.55 J	0.38 J	0.49 J
SW6020	Arsenic	mg/Kg	5.6	3.9	--	4.4	4.1	5.3	4.8	4.6	5.7	5.5	8	6.5	7.3	6.2	6.9	5.3	5
SW6020	Barium	mg/Kg	130	15,596	--	130	120	120	120	120	120	120	130	120	130	170	150	150	140
SW6020	Beryllium	mg/Kg	0.65	156	--	0.55	0.54	0.54	0.61	0.57	0.62	0.67	0.58	0.54	0.58	0.62	0.64	0.62	0.59
SW6020	Cadmium	mg/Kg	1	70.3	--	0.45	0.59	0.22	0.31	0.32	0.26	0.17	0.37	0.48	0.36	0.32	0.31	0.33	0.33
SW6020	Chromium	mg/Kg	17.3	117,321	--	14	12	16	14	13	14	15	13	15	13	15	14	14	13
SW6020	Cobalt	mg/Kg	5.2	NE	23	5.3	5.2	5.1	5.3	5	5.4	5.9	5.1	5.4	5.2	5.8	5.7	5.5	5.3
SW6020	Copper	mg/Kg	15.4	3,129	--	36	19	15	18	17	17	14	17	19	19	25	22	21	36
SW6020	Lead	mg/Kg	21.4	400	--	20	21	17	27	25	27	15	47	39	51	29	36	28	33
SW6020	Nickel	mg/Kg	11.5	1,564	--	10	10	12	11	10	11	12	10	12	11	12	12	11	11
SW6020	Selenium	mg/Kg	1	391	--	0.58	0.59	0.23 J	0.23 J	0.22 J	0.2 J	0.25 J	0.23 J	0.22 J	0.23 J	0.25 J	0.27 J	0.24 J	0.25 J
SW6020	Silver	mg/Kg	1	391	--	0.11	0.11	0.11	0.13	0.13	0.099 J	0.068 J	0.2	0.21	0.18	0.15	0.16	0.18	0.14
SW6020	Thallium	mg/Kg	1.1	0.78	--	0.16	0.15	0.16	0.16	0.15	0.16	0.18	0.33	0.15	0.16	0.17	0.17	0.17	0.16
SW6020	Tin	mg/Kg	10	NE	47,000	1.6 J	1.8 J	5 U	2.4 J	5 U	5 U	5 U	2 J	2.4 J	2 J	2 J	2 J	4.9 U	5 U
SW6020	Vanadium	mg/Kg	20.4	391	--	28	27	25	25	24	27	28	25	24	25	29	28	27	26
SW6020	Zinc	mg/Kg	62	23,464	--	42	39	47	52	47	46	45	49	53	53	71	62	62	75
SW7471	Mercury	mg/Kg	0.25	15.6	--	0.023 J	0.02 J	0.035	0.023 J	0.025	0.022 J	0.023 J	0.031	0.032	0.031	0.037	0.044	0.038	0.033
SW8330B	1,3,5-Trinitrobenzene	mg/Kg	NE	NE	2,200,000	0.05 U	0.05 U	0.049 U	0.05 U	0.049 U	0.049 U	0.05 U	0.049 U	0.05 U	0.05 U	0.05 U	0.05 U	0.05 U	0.05 U
SW8330B	1,3-Dinitrobenzene	mg/Kg	NE	NE	6,100	0.05 U	0.05 U	0.049 U	0.05 U	0.049 U	0.049 U	0.05 U	0.049 U	0.05 U	0.05 U	0.05 U	0.05 U	0.05 U	0.05 U
SW8330B	2,4,6-Trinitrotoluene	mg/Kg	NE	39.1	--	0.07 J	0.05 U	0.049 U	0.05 U	0.049 U	0.049 U	0.05 U	0.17 J	0.05 U	0.05 U	0.05 U	0.05 U	0.05 U	0.05 U
SW8330B	2,4-Dinitrotoluene	mg/Kg	NE	7.15	--	0.05 U	0.05 U	0.026 J	0.0088 J	0.049 U	0.049 U	0.05 U	0.049 U	0.05 U	0.055 J	0.056 J	0.075 J	0.05 U	0.02 J
SW8330B	2,6-Dinitrotoluene	mg/Kg	NE	61.1	--	0.05 U	0.05 U	0.049 U	0.05 U	0.049 U	0.049 U	0.05 U	0.049 U	0.05 U	0.05 U	0.05 U	0.05 U	0.05 U	0.05 U
SW8330B	2-Amino-4,6-dinitrotoluene	mg/Kg	NE	NE	150,000	0.05 U	0.05 U	0.049 U	0.05 U	0.049 U	0.049 U	0.05 U	0.04 J	0.05 U	0.05 U	0.05 U	0.05 U	0.05 U	0.05 U
SW8330B	2-Nitrotoluene	mg/Kg	NE	29.1	--	0.05 U	0.05 U	0.049 U	0.05 U	0.049 U	0.049 U	0.05 U	0.049 U	0.05 U	0.05 U	0.05 U	0.05 U	0.05 U	0.05 U
SW8330B	3-Nitrotoluene	mg/Kg	NE	7.8	--	0.05 U	0.05 U	0.049 U	0.05 U	0.049 U	0.049 U	0.05 U	0.049 U	0.05 U	0.05 U	0.05 U	0.05 U	0.05 U	0.05 U
SW8330B	4-Amino-2,6-dinitrotoluene	mg/Kg	NE	NE	150,000	0.05 U	0.05 U	0.049 U	0.05 U	0.049 U	0.049 U	0.05 U	0.026 J	0.05 U	0.05 U	0.05 U	0.05 U	0.05 U	0.05 U
SW8330B	4-Nitrotoluene	mg/Kg	NE	244	--	0.05 U	0.05 U	0.049 U	0.05 U	0.049 U	0.049 U	0.05 U	0.049 U	0.05 U	0.05 U	0.05 U	0.05 U	0.05 U	0.05 U
SW8330B	HMX	mg/Kg	NE	3,911	--	0.078 J	0.034 J	0.099 J	0.072 J	0.049 U	0.034 J	0.05 U	0.056 J	0.045 J	0.03 J	0.16 J	0.25	0.047 J	0.1 J
SW8330B	Nitrobenzene	mg/Kg	NE	53.5	--	0.05 U	0.05 U	0.049 U	0.05 U	0.049 U	0.049 U	0.05 U	0.049 U	0.05 U	0.05 U	0.05 U	0.05 U	0.05 U	0.05 U
SW8330B	Nitroglycerin	mg/Kg	NE	6.11	--	0.25 UJ	0.67 J	0.25 UJ	0.051 J	0.25 UJ	0.25 UJ	0.25 UJ	0.25 UJ	0.25 UJ	1.2 J	0.04 J	0.57 J	0.25 UJ	0.031 J
SW8330B	PETN	mg/Kg	NE	NE	120,000	0.25 U	0.25 U	0.25 U	0.25 U	0.25 U	0.25 U	0.25 U	0.25 U	0.25 U	0.25 U	0.25 U	0.25 U	0.25 U	0.25 U
SW8330B	RDX	mg/Kg	NE	58.2	--	0.13 J	0.05 U	0.16 J	0.05 U	0.049 U	0.19 J	0.05 U	0.049 U	0.05 U	0.05 U	0.05 U	1.1 J	0.05 UJ	0.23 J
SW8330B	Tetryl	mg/Kg	NE	244	--	0.05 U	0.05 U	0.049 U	0.05 U	0.049 U	0.049 U	0.05 U	0.049 U	0.05 U	0.05 U	0.05 U	0.05 U	0.05 U	0.05 U
SW6850	Perchlorate	µg/Kg	NE	54,800	--	920 J	1,300 J	1,100 J	2,000 J	600 J	380 J	300 J	640 J	690 J	740 J	1,500 J	1,300 J	1,300 J	980 J

Analysis Method[a]	Analyte	Units	Coyote Test Field Super Group Background Values (surface soil)[b]	NMED Residential Soil Screening Level[c]	Location	H10B02	H11B01	H13B02	H14A01	H14B02	H15A01	H15B02	J07B01	J08A02	J08B01	J09A01	J09A02	J09B01
					Sample Identification	OD-SO-H10B02-0814	OD-SO-H11B01-0814	OD-SO-H13B02-0814	OD-SO-H14A01-0814	OD-SO-H14B02-0814	OD-SO-H15A01-0814	OD-SO-H15B02-0814	OD-SO-J07B01-0814	OD-SO-J08A02-0814	OD-SO-J08B01-0814	OD-SO-J09A01-0814	OD-SO-J09A02-0814	OD-SO-J09B01-0814
					Sample Type	Normal	Normal	Normal	Normal	Normal	Normal	Normal	Normal	Normal	Normal	Normal	Normal	Normal
					Sample Date	08/28/14	08/28/14	08/22/14	08/22/14	08/21/14	08/21/14	08/21/14	08/28/14	08/28/14	08/28/14	08/28/14	08/28/14	08/28/14
					Sample Depth	0 - 0.25 (ft)	0 - 0.25 (ft)	0 - 0.25 (ft)	0 - 0.25 (ft)	0 - 0.25 (ft)	0 - 0.25 (ft)	0 - 0.25 (ft)	0 - 0.25 (ft)	0 - 0.25 (ft)	0 - 0.25 (ft)	0 - 0.25 (ft)	0 - 0.25 (ft)	0 - 0.25 (ft)
					EPA Regional Screening Levels, Residential [d]													
SW6020	Antimony	mg/Kg	3.9	31.3	--	0.33 J	0.32 J	0.4 U	0.4 UJ	0.41 J	0.38	0.29 J	0.25 J	0.47 J	0.37 J	0.87	0.49 J	0.59 J
SW6020	Arsenic	mg/Kg	5.6	3.9	--	5.3	5.6	4.6	4.7	4.5 J	4	4.3	4.9	5.3	4.8	6.4	5.6	5.4
SW6020	Barium	mg/Kg	130	15,596	--	120	130	120	160	140	130	130	110	150	120	180	170	180
SW6020	Beryllium	mg/Kg	0.65	156	--	0.66	0.7	0.61	0.65	0.75	0.68	0.61	0.6	0.58	0.57	0.62	0.61	0.59
SW6020	Cadmium	mg/Kg	1	70.3	--	0.27	0.65	0.22	0.15	0.47	0.5	0.51	0.46	0.38	0.3	0.56	0.41	0.61
SW6020	Chromium	mg/Kg	17.3	117,321	--	14	15 J	12	13	18 J	16	15	13	15	17	16	14	19
SW6020	Cobalt	mg/Kg	5.2	NE	23	5.7	5.9	5.2	5.4	5.6	5.7	5.7	5.3	5.2	5.5	5.7	5.4	5.5
SW6020	Copper	mg/Kg	15.4	3,129	--	25	5.10	11	10	14 J	33	9.3	14	31	38	49	29	61
SW6020	Lead	mg/Kg	21.4	400	--	29	19 J	15	11	14 J	12	11	22	29	26	87	37	36
SW6020	Nickel	mg/Kg	11.5	1,564	--	12	91	10	10	11	11	12	10	11	11	13	12	14
SW6020	Selenium	mg/Kg	1	391	--	0.27 J	0.25 J	0.22 J	0.23 J	0.59 J	0.52	0.54	0.24 J	0.23 J	0.21 J	0.26 J	0.25 J	0.24 J
SW6020	Silver	mg/Kg	1	391	--	0.11	0.097 J	0.046 J	0.042 J	0.1 J	0.1	0.087	0.075 J	0.27	0.13	0.28	0.17	0.28
SW6020	Thallium	mg/Kg	1.1	0.78	--	0.17	0.18	0.15	0.15	0.2	0.18	0.18	0.17	0.16	0.16	0.17	0.17	0.16
SW6020	Tin	mg/Kg	10	NE	47,000	5 U	2.5 J	5 U	2 J	2.3 J	1.7 J	1.5 J	5 U	2 J	5 U	2.8 J	2.5 J	2.4 J
SW6020	Vanadium	mg/Kg	20.4	391	--	28	29	24	27	38 J	35	32	24	26	24	29	27	28
SW6020	Zinc	mg/Kg	62	23,464	--	48	51 J	37	36	74	34	35	45	59	55	100	64	93
SW7471	Mercury	mg/Kg	0.25	15.6	--	0.037	0.027	0.024	0.021 J	0.036	0.02 J	0.018 J	0.019 J	0.029	0.018 J	0.037	0.043	0.041
SW8330B	1,3,5-Trinitrobenzene	mg/Kg	NE	NE	2,200,000	0.05 U	0.049 UJ	0.05 U	0.05 U	0.05 U	0.05 U	0.05 U	0.05 U	0.05 U	0.05 U	0.05 U	0.05 U	0.05 U
SW8330B	1,3-Dinitrobenzene	mg/Kg	NE	NE	6,100	0.05 U	0.049 UJ	0.05 U	0.05 U	0.05 U	0.05 U	0.05 U	0.05 U	0.05 U	0.05 U	0.05 U	0.05 U	0.05 U
SW8330B	2,4,6-Trinitrotoluene	mg/Kg	NE	39.1	--	0.05 U	0.049 UJ	0.05 U	0.05 U	0.05 U	0.05 U	0.05 U	0.05 U	0.041 J	0.05 U	0.05 U	0.05 U	0.05 U
SW8330B	2,4-Dinitrotoluene	mg/Kg	NE	7.15	--	0.05 U	0.122 J	0.05 U	0.05 U	0.05 U	0.05 U	0.05 U	0.05 U	0.05 U	0.05 U	0.048 J	0.05 U	0.012 J
SW8330B	2,6-Dinitrotoluene	mg/Kg	NE	61.1	--	0.05 U	0.049 UJ	0.05 U	0.05 U	0.05 U	0.05 U	0.05 U	0.05 U	0.05 U	0.05 U	0.05 U	0.05 U	0.05 U
SW8330B	2-Amino-4,6-dinitrotoluene	mg/Kg	NE	NE	150,000	0.05 U	0.049 UJ	0.05 U	0.05 U	0.05 U	0.05 U	0.05 U	0.05 U	0.021 J	0.05 U	0.021 J	0.05 U	0.05 U
SW8330B	2-Nitrotoluene	mg/Kg	NE	29.1	--	0.05 U	0.049 UJ	0.05 U	0.05 U	0.05 U	0.05 U	0.05 U	0.05 U	0.05 U	0.05 U	0.05 U	0.05 U	0.05 U
SW8330B	3-Nitrotoluene	mg/Kg	NE	7.8	--	0.05 U	0.049 UJ	0.05 U	0.05 U	0.05 U	0.05 U	0.05 U	0.05 U	0.05 U	0.05 U	0.05 U	0.05 U	0.05 U
SW8330B	4-Amino-2,6-dinitrotoluene	mg/Kg	NE	NE	150,000	0.05 U	0.049 UJ	0.05 U	0.05 U	0.05 U	0.05 U	0.05 U	0.05 U	0.012 J	0.05 U	0.013 J	0.05 U	0.05 U
SW8330B	4-Nitrotoluene	mg/Kg	NE	244	--	0.05 U	0.049 UJ	0.05 U	0.05 U	0.05 U	0.05 U	0.05 U	0.05 U	0.05 U	0.05 U	0.05 U	0.05 U	0.05 U
SW8330B	HMX	mg/Kg	NE	3,911	--	0.051 J	0.095 J	0.05 U	0.05 U	0.05 U	0.05 U	0.05 U	0.018 J	1.6	0.14 J	0.85	0.55	1.2
SW8330B	Nitrobenzene	mg/Kg	NE	53.5	--	0.05 U	0.049 UJ	0.05 U	0.05 U	0.05 U	0.05 U	0.05 U	0.05 U	0.05 U	0.05 U	0.05 U	0.05 U	0.05 U
SW8330B	Nitroglycerin	mg/Kg	NE	6.11	--	0.25 UJ	2.04 J	0.25 UJ	0.25 UJ	0.25 UJ	0.25 UJ	0.25 UJ	0.25 UJ	0.06 J	0.25 UJ	0.15 J	0.25 UJ	0.18 J
SW8330B	PETN	mg/Kg	NE	NE	120,000	0.25 U	0.25 UJ	0.25 U	0.25 U	0.25 U	0.25 U	0.25 U	0.25 U	0.25 U	0.25 U	1.2	0.1 J	0.25 U
SW8330B	RDX	mg/Kg	NE	58.2	--	0.05 U	0.049 UJ	0.05 U	0.0227 J	0.021 J	0.05 U	0.014 J	0.044 J	0.05 U	0.05 U	0.18 J	0.17 J	0.6
SW8330B	Tetryl	mg/Kg	NE	244	--	0.05 U	0.049 UJ	0.05 U	0.05 U	0.05 U	0.05 U	0.05 U	0.05 U	0.05 U	0.014 J	0.05 U	0.05 U	0.05 U
SW6850	Perchlorate	µg/Kg	NE	54,800	--	620 J	410 J	84	14	4.4 J	8.3	26	510 J	2,800 J	660 J	1,300 J	1,600 J	3,600 J

Analytical Results for Incremental Soil Samples Collected at the Open Detonation Unit, Kirtland Air Force Base

Analysis Method[a]	Analyte	Units	Coyote Test Field Super Group Background Values (surface soil)[b]	NMED Residential Soil Screening Level[c]	Location	J09B02	J10B01	J10B02	J14A01	J15A01	J15A01	J15A01	K07B02	K09B01	K09B02	K09B02	K09B02	K10B01
					Sample Identification	OD-SO-J09B02-0814	OD-SO-J10B01-0814	OD-SO-J10B02-0814	OD-SO-J14A01-0814	OD-SO-J15A01-0814	OD-SO-J15A01-D14	OD-SO-J15A01-T15	OD-SO-K07B02-0814	OD-SO-K09B01-0814	OD-SO-K09B02-0814	OD-SO-K09B02-D14	OD-SO-K09B02-T14	OD-SO-K10B01-0814
					Sample Type	Normal	Normal	Normal	Normal	Normal	Duplicate	Triplicate	Normal	Normal	Normal	Duplicate	Triplicate	Normal
					Sample Date	08/28/14	08/28/14	08/27/14	08/20/14	08/22/14	08/22/14	08/22/14	08/27/14	08/27/14	08/27/14	08/27/14	08/27/14	08/27/14
					Sample Depth	0 - 0.25 (ft)	0 - 0.25 (ft)	0 - 0.25 (ft)	0 - 0.25 (ft)	0 - 0.25 (ft)	0 - 0.25 (ft)	0 - 0.25 (ft)	0 - 0.25 (ft)	0 - 0.25 (ft)	0 - 0.25 (ft)	0 - 0.25 (ft)	0 - 0.25 (ft)	0 - 0.25 (ft)
					EPA Regional Screening Levels, Residential[d]													
SW6020	Antimony	mg/Kg	3.9	31.3	--	0.65	*5 J*	0.8	0.28 J	0.68	0.44 J	0.75	0.81	0.38 J	0.58 J	0.51 J	0.61	0.88
SW6020	Arsenic	mg/Kg	5.6	3.9	--	**5.3**	***6.1***	**4.8**	3.6	**5**	**4.7**	**4.8**	**5**	**4.9**	**5.1**	**4.9**	**5**	**5.4**
SW6020	Barium	mg/Kg	130	15,596	--	170	*160*	120	120	120	120	120	110	*200*	*170*	130	130	130
SW6020	Beryllium	mg/Kg	0.65	156	--	0.59	0.63	0.59	0.58	*0.67*	0.64	0.63	*0.67*	0.59	0.56	0.54	0.54	0.63
SW6020	Cadmium	mg/Kg	1	70.3	--	0.57	0.67	0.34	0.52	0.28	1	0.23	0.18	0.22	0.38	0.28	0.29	0.29
SW6020	Chromium	mg/Kg	17.3	117,321	--	*18*	15	13	15	14	13	13	14	*16 J*	*24 J*	14	*16*	14
SW6020	Cobalt	mg/Kg	5.2	NE	23	5.1	*5.7*	5.2	5.2	*5.3*	5.1	5.1	*5.6*	*7.6 J*	5.2	4.8	5.1	*5.7*
SW6020	Copper	mg/Kg	15.4	3,129	--	*62*	*39 J*	*64*	11	11	11	11	15	*27 J*	*46*	*25*	*26*	*86*
SW6020	Lead	mg/Kg	21.4	400	--	*48*	*170*	*48*	12	*37*	*23*	*37*	*110*	17 J	*46*	*29*	*31*	*130*
SW6020	Nickel	mg/Kg	11.5	1,564	--	*12*	*12 J*	11	9.9	11	11	10	*12*	*16 J*	*16 J*	10	11	*12*
SW6020	Selenium	mg/Kg	1	391	--	0.27 J	0.26 J	0.2 J	0.55	0.22 J	0.22 J	0.22 J	0.25 J	0.24 J	0.34 J	0.21 J	0.2 J	0.23 J
SW6020	Silver	mg/Kg	1	391	--	0.23	0.22	0.2	0.094	0.053 J	0.061 J	0.05 J	0.072 J	0.081 J	0.12	0.15	0.18	0.17
SW6020	Thallium	mg/Kg	1.1	0.78	--	0.16	0.17	0.16	0.16	0.16	0.16	0.15	0.18	0.16	0.17	0.15	0.15	0.17
SW6020	Tin	mg/Kg	10	NE	47,000	3.1 J	2.2 J	5 U	1.6 J	2 J	5 U	5 U	4.9 U	4.9 U	31 J	5 U	2.2 J	3.9 J
SW6020	Vanadium	mg/Kg	20.4	391	--	*26*	*28*	*24*	*30*	*28*	*26*	*26*	*27*	*26*	*26*	*24*	*25*	*27*
SW6020	Zinc	mg/Kg	62	23,464	--	*77*	*66*	55	31	40	38	38	50	47	*63 J*	57	*64*	58
SW7471	Mercury	mg/Kg	0.25	15.6	--	0.039	0.062	0.031	0.02 J	0.053	0.035	0.03	0.024	0.021 J	0.025	0.036	0.028	0.029
SW8330B	1,3,5-Trinitrobenzene	mg/Kg	NE	NE	2,200,000	0.05 U	0.05 U	0.049 U	0.05 U	0.05 U	0.05 U	0.049 U	0.05 U	0.05 U	0.049 U	0.049 U	0.049 U	0.05 U
SW8330B	1,3-Dinitrobenzene	mg/Kg	NE	NE	6,100	0.05 U	0.05 U	0.049 U	0.05 U	0.05 U	0.05 U	0.049 U	0.05 U	0.05 U	0.049 U	0.049 U	0.049 U	0.05 U
SW8330B	2,4,6-Trinitrotoluene	mg/Kg	NE	39.1	--	0.05 U	0.05 U	0.16 J	0.05 U	0.05 U	0.05 U	0.049 U	0.05 U	0.05 U	0.14 J	0.29	0.049 U	0.05 U
SW8330B	2,4-Dinitrotoluene	mg/Kg	NE	7.15	--	0.05 U	0.03 J	0.023 J	0.05 U	0.05 U	0.05 U	0.049 U	0.05 U	0.05 U	1 J	0.017 J	0.052 J	0.05 U
SW8330B	2,6-Dinitrotoluene	mg/Kg	NE	61.1	--	0.05 U	0.05 U	0.049 U	0.05 U	0.05 U	0.05 U	0.049 U	0.05 U	0.05 U	0.064 J	0.049 U	0.049 U	0.05 U
SW8330B	2-Amino-4,6-dinitrotoluene	mg/Kg	NE	NE	150,000	0.05 U	0.05 U	0.049 U	0.05 U	0.05 U	0.05 U	0.049 U	0.05 U	0.05 U	0.033 J	0.023 J	0.049 U	0.05 U
SW8330B	2-Nitrotoluene	mg/Kg	NE	29.1	--	0.05 U	0.05 U	0.049 U	0.05 U	0.05 U	0.05 U	0.049 U	0.05 U	0.05 U	0.049 U	0.049 U	0.049 U	0.05 U
SW8330B	3-Nitrotoluene	mg/Kg	NE	7.8	--	0.05 U	0.05 U	0.049 U	0.05 U	0.05 U	0.05 U	0.049 U	0.05 U	0.05 U	0.049 U	0.049 U	0.049 U	0.05 U
SW8330B	4-Amino-2,6-dinitrotoluene	mg/Kg	NE	NE	150,000	0.05 U	0.05 U	0.049 U	0.05 U	0.05 U	0.05 U	0.049 U	0.05 U	0.05 U	0.026 J	0.018 J	0.011 J	0.05 U
SW8330B	4-Nitrotoluene	mg/Kg	NE	244	--	0.05 U	0.05 U	0.049 U	0.05 U	0.05 U	0.05 U	0.049 U	0.05 U	0.05 U	0.049 U	0.049 U	0.049 U	0.05 U
SW8330B	HMX	mg/Kg	NE	3,911	--	0.69	0.205 J	0.15 J	0.05 U	0.02 J	0.026 J	0.018 J	0.067 J	0.24 J	0.081 J	0.14 J	0.18 J	0.66
SW8330B	Nitrobenzene	mg/Kg	NE	53.5	--	0.05 U	0.05 U	0.049 U	0.05 U	0.05 U	0.05 U	0.049 U	0.05 U	0.05 U	0.049 U	0.049 U	0.049 U	0.05 U
SW8330B	Nitroglycerin	mg/Kg	NE	6.11	--	0.46 J	0.77 J	0.62 J	0.121 J	0.25 UJ	0.25 UJ	0.25 UJ	0.031 J	0.25 UJ	2.48 J	0.15 J	0.25 UJ	0.25 UJ
SW8330B	PETN	mg/Kg	NE	NE	120,000	0.53	0.25 U	0.25 U	0.25 U	0.25 U	0.25 U	0.25 U	0.25 U	0.25 U	0.25 U	0.25 U	0.25 U	0.25 U
SW8330B	RDX	mg/Kg	NE	58.2	--	0.68	0.362	0.049 U	0.05 U	0.1 J	0.12 J	0.1 J	0.05 U	0.48	0.049 U	0.049 U	0.049 U	8.1
SW8330B	Tetryl	mg/Kg	NE	244	--	0.05 U	0.041 J	0.049 U	0.05 U	0.05 U	0.05 U	0.049 U	0.05 U	0.05 U	0.049 U	0.049 U	0.049 U	0.05 U
SW6850	Perchlorate	µg/Kg	NE	54,800	--	4,200 J	1,500 J	690 J	15	23	17	13	480 J	1,500 J	770 J	930 J	1,400 J	1,600 J

Analysis Method[a]	Analyte	Units	Coyote Test Field Super Group Background Values (surface soil)[b]	NMED Residential Soil Screening Level[c]	Location	K11B02	L07A02	L08A01	L08A02	L09A01	L09A02	L10A02	L11A01	L11B02	L11B02	L11B02	L12B01	M10A02
					Sample Identification	OD-SO-K11B02-0814	OD-SO-L07A02-0814	OD-SO-L08A01-0814	OD-SO-L08A02-0814	OD-SO-L09A01-0814	OD-SO-L09A02-0814	OD-SO-L10A02-0814	OD-SO-L11A01-0814	OD-SO-L11B02-0814	OD-SO-L11B02-D14	OD-SO-L11B02-T14	OD-SO-L12B01-0814	OD-SO-M10A02-0814
					Sample Type	Normal	Normal	Normal	Normal	Normal	Normal	Normal	Normal	Normal	Duplicate	Triplicate	Normal	Normal
					Sample Date	08/25/14	08/27/14	08/27/14	08/27/14	08/27/14	08/26/14	08/26/14	08/26/14	08/25/14	08/25/14	08/25/14	08/25/14	08/26/14
					Sample Depth	0 - 0.25 (ft)	0 - 0.25 (ft)	0 - 0.25 (ft)	0 - 0.25 (ft)	0 - 0.25 (ft)	0 - 0.25 (ft)	0 - 0.25 (ft)	0 - 0.25 (ft)	0 - 0.25 (ft)	0 - 0.25 (ft)	0 - 0.25 (ft)	0 - 0.25 (ft)	0 - 0.25 (ft)
					EPA Regional Screening Levels, Residential[d]													
SW6020	Antimony	mg/Kg	3.9	31.3	--	0.34 J	0.33 J	0.5 J	0.46 J	0.58 J	0.33 J	0.45 J	0.38 J	0.37 J	0.28 J	0.42 J	0.33 J	0.34 J
SW6020	Arsenic	mg/Kg	5.6	3.9	--	**5.5**	**5.4**	**5.5**	**5.3**	**5.2**	**5.4**	**4.7**	**4.9**	**5.3**	**5.6**	**5.4**	**4.2**	**5.2**
SW6020	Barium	mg/Kg	130	15,596	--	110	100	120	*140*	120	130	120	120	110	110	120	100	120
SW6020	Beryllium	mg/Kg	0.65	156	--	0.56	0.64	*0.69*	*0.68*	0.63	0.58	0.6	*0.66*	*0.68*	*0.68*	*0.7*	0.57	*0.7*
SW6020	Cadmium	mg/Kg	1	70.3	--	0.32	0.18	0.21	0.26	0.29	0.19	0.62	0.32	0.26	0.25	0.24	0.35	0.25
SW6020	Chromium	mg/Kg	17.3	117,321	--	12	13	14	*20*	14	13	13	13	14	14	15	13	16
SW6020	Cobalt	mg/Kg	5.2	NE	23	5.2	5.2	*5.5*	*6.3*	*5.5*	*6.6*	5.2	5.2	*5.4*	*5.5*	*5.6*	5.1	*5.9*
SW6020	Copper	mg/Kg	15.4	3,129	--	*24*	13	*18*	*23*	*20*	15	*23*	*28*	*21*	*22*	*20*	*39*	*37*
SW6020	Lead	mg/Kg	21.4	400	--	*41*	19	*35*	*28*	*39*	15	*23*	*42*	*45*	*23*	*46*	*34*	*24*
SW6020	Nickel	mg/Kg	11.5	1,564	--	11	11	*12*	*13*	*12*	11	11	11	*12*	*12*	*12*	11	*19*
SW6020	Selenium	mg/Kg	1	391	--	0.23 J	0.25 J	0.25 J	0.23 J	0.21 J	0.23 J	0.24 J	0.21 J	0.24 J	0.24 J	0.25 J	0.21 J	0.23 J
SW6020	Silver	mg/Kg	1	391	--	0.15	0.1	0.078 J	0.092 J	0.14	0.093 J	0.24	*1.3*	0.21	1	0.15	0.32	0.4
SW6020	Thallium	mg/Kg	1.1	0.78	--	0.16	0.18	0.19	0.18	0.18	0.16	0.16	0.16	0.17	0.18	0.18	0.15	0.21
SW6020	Tin	mg/Kg	10	NE	47,000	2.2 J	5 U	5 U	5 U	5 U	4.9 U	5 U	2.2 J	2.1 J	2.1 J	2.1 J	2.2 J	4.9 U
SW6020	Vanadium	mg/Kg	20.4	391	--	*23*	*25*	*27*	*25*	*26*	*28*	*25*	*25*	*25*	*25*	*25*	*21*	*25*
SW6020	Zinc	mg/Kg	62	23,464	--	48	39	52	52	*410*	39	46	49	48	49	53	61	46
SW7471	Mercury	mg/Kg	0.25	15.6	--	0.05	0.023 J	0.025	0.026	0.03	0.033	0.048	0.1	0.041	0.052	0.043	0.053	0.04
SW8330B	1,3,5-Trinitrobenzene	mg/Kg	NE	NE	2,200,000	0.05 U	0.05 U	0.05 U	0.05 U	0.05 U	0.049 U	0.049 U	0.049 U	0.049 U	0.05 U	0.05 U	0.05 U	0.05 U
SW8330B	1,3-Dinitrobenzene	mg/Kg	NE	NE	6,100	0.05 U	0.05 U	0.05 U	0.05 U	0.05 U	0.049 U	0.049 U	0.049 U	0.049 U	0.05 U	0.05 U	0.05 U	0.05 U
SW8330B	2,4,6-Trinitrotoluene	mg/Kg	NE	39.1	--	0.58	0.05 U	0.05 U	0.05 U	0.05 U	0.049 U	0.049 U	0.049 U	0.049 U	0.05 U	0.05 U	0.05 U	0.05 U
SW8330B	2,4-Dinitrotoluene	mg/Kg	NE	7.15	--	0.05 U	0.05 U	0.05 U	0.01 J	0.05 U	0.015 J	0.049 U	0.049 U	0.0187 J	0.05 U	0.05 U	0.056 J	0.08 J
SW8330B	2,6-Dinitrotoluene	mg/Kg	NE	61.1	--	0.05 U	0.05 U	0.05 U	0.05 U	0.05 U	0.049 U	0.049 U	0.049 U	0.049 U	0.05 U	0.05 U	0.05 U	0.05 U
SW8330B	2-Amino-4,6-dinitrotoluene	mg/Kg	NE	NE	150,000	0.05 U	0.05 U	0.05 U	0.05 U	0.05 U	0.049 U	0.049 U	0.049 U	0.049 U	0.05 U	0.05 U	0.05 U	0.05 U
SW8330B	2-Nitrotoluene	mg/Kg	NE	29.1	--	0.05 U	0.05 U	0.05 U	0.05 U	0.05 U	0.049 U	0.049 U	0.049 U	0.049 U	0.05 U	0.05 U	0.05 U	0.05 U
SW8330B	3-Nitrotoluene	mg/Kg	NE	7.8	--	0.05 U	0.05 U	0.05 U	0.05 U	0.05 U	0.049 U	0.049 U	0.049 U	0.049 U	0.05 U	0.05 U	0.05 U	0.05 U
SW8330B	4-Amino-2,6-dinitrotoluene	mg/Kg	NE	NE	150,000	0.05 U	0.05 U	0.05 U	0.05 U	0.05 U	0.049 U	0.049 U	0.049 U	0.049 U	0.05 U	0.05 U	0.05 U	0.05 U
SW8330B	4-Nitrotoluene	mg/Kg	NE	244	--	0.05 U	0.05 U	0.05 U	0.05 U	0.05 U	0.049 U	0.049 U	0.049 U	0.049 U	0.05 U	0.05 U	0.05 U	0.05 U
SW8330B	HMX	mg/Kg	NE	3,911	--	8.5	0.057 J	0.18 J	0.15 J	1.7	0.085 J	0.17 J	0.027 J	0.049 U	0.044 J	0.094 J	0.066 J	0.05 U
SW8330B	Nitrobenzene	mg/Kg	NE	53.5	--	0.05 U	0.05 U	0.05 U	0.05 U	0.05 U	0.049 U	0.049 U	0.049 U	0.049 U	0.05 U	0.05 U	0.05 U	0.05 U
SW8330B	Nitroglycerin	mg/Kg	NE	6.11	--	0.25 UJ	0.25 UJ	0.12 J	1.1 J	0.25 UJ	0.25 UJ	0.25 UJ	0.24 UJ	0.525 J	0.25 UJ	1.2 J	1.3 J	1.5 J
SW8330B	PETN	mg/Kg	NE	NE	120,000	0.25 U	0.25 U	0.044 J	0.25 U	0.25 U	0.25 U	0.25 U	0.24 U	0.25 U	0.25 U	0.25 U	0.25 U	0.25 U
SW8330B	RDX	mg/Kg	NE	58.2	--	0.24 J	0.073 J	0.071 J	0.19 J	3.2	0.049 U	0.049 U	0.049 U	0.049 U	0.19 J	0.05 U	0.093 J	0.05 U
SW8330B	Tetryl	mg/Kg	NE	244	--	0.05 U	0.05 U	0.05 U	0.05 U	0.05 U	0.049 U	0.049 U	0.049 U	0.049 U	0.05 U	0.05 U	0.05 U	0.05 U
SW6850	Perchlorate	µg/Kg	NE	54,800	--	280 J	460 J	630 J	800 J	1,100 J	1,500 J	480 J	400 J	130 J	120 J	76 J	77 J	48 J

Notes:

[a] EPA, 1996. *Test Methods for Evaluating Solid Waste, Physical/Chemical Methods.*

[b] NMED, 1997. *Approved Background Concentrations, Sandia National Laboratories/Kirtland Air Force Base.* September.

[c] NMED, 2012. *Residential Soil Screening Levels.* February.

[d] EPA, 2012. *Regional Screening Levels, Residential.* November.

Shading indicates analyte detected

Italic indicates the detected analyte exceeds the approved background value.

Bold indicates the detected analyte exceeds the NMED residential soil screening level.

-- EPA regional screening level not listed; result is compared to NMED soil screening level.

ft - foot/feet

J - The analyte was positively identified; the quantitation is an estimate.

mg/Kg - milligrams per kilogram

NE - not established

NMED - New Mexico Environment Department

U - The analyte was not detected at a concentration greater than the detection limit.

UJ - The analyte was not detected; the quantitation is an estimate.

µg/Kg - micrograms per kilogram

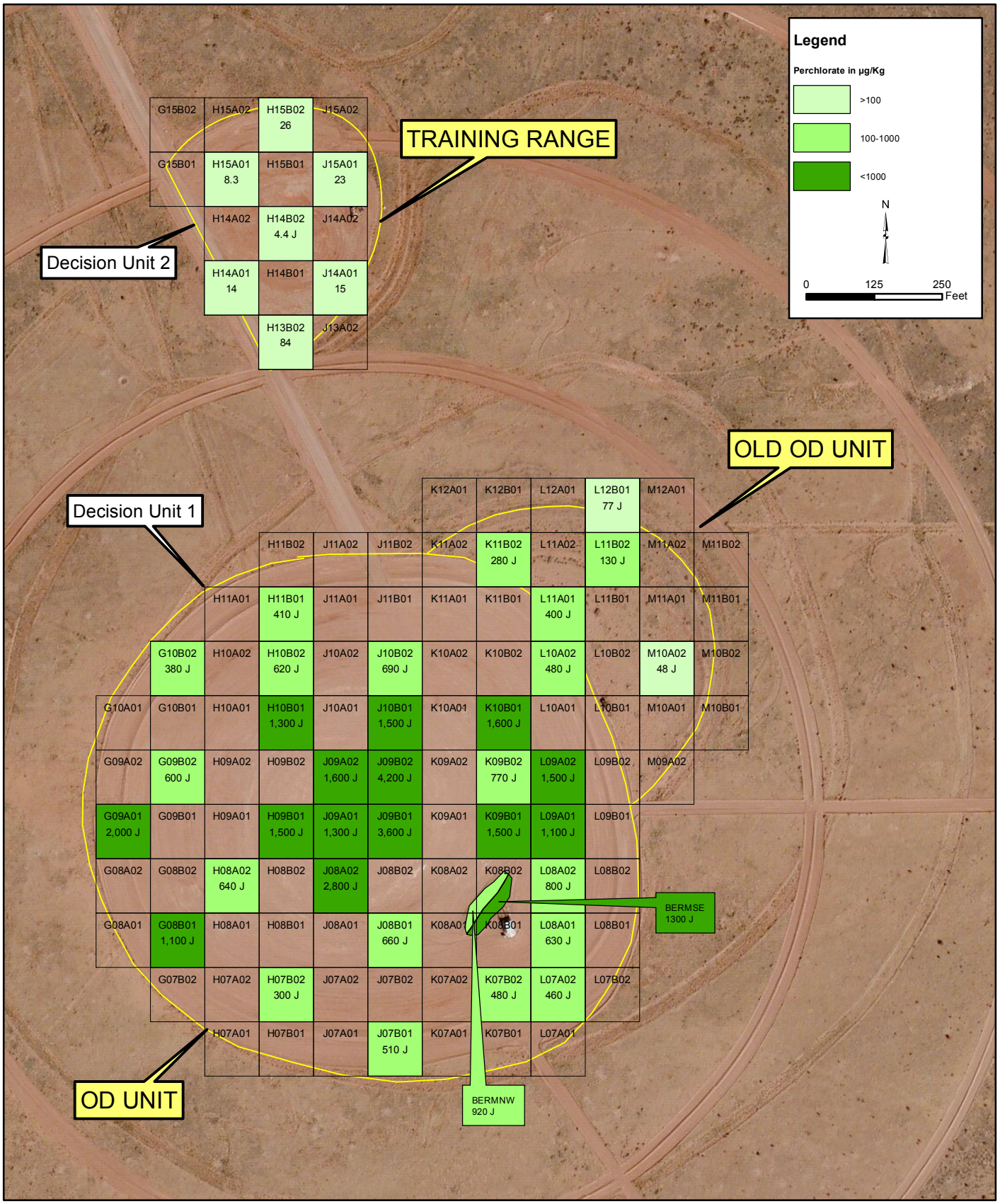

Perchlorate Concentration Distribution

OPEN DETONATION UNIT,
KIRTLAND AIR FORCE BASE, NEW MEXICO

\\roswell\Arcinfo\Av_Proj\kirtland\OBOD\MapFiles\Perchlorate.mxd

Attachment 1

***Limited Incremental Sampling at the Open Detonation Unit* Technical Memorandum**

Limited Incremental Sampling at the Open Detonation Unit

PREPARED FOR: Michael Goodrich, USACE

COPY TO: Cole Crosgrove, Kirtland AFB

PREPARED BY: Karen Jarocki, CH2M HILL
Sharon Minchak, CH2M HILL

DATE: November 6, 2012

PROJECT NUMBER: 427917

CH2M HILL proposes to conduct limited incremental sampling (IS) at the Open Detonation (OD) Unit beginning in early December 2012. IS sampling was proposed for the OD unit and training range in the *Uniform Federal Policy-Quality Assurance Project Plan (UFP-QAPP) to Support Closure of the Open Burn and Open Detonation Units* (April 2012). The UFP-QAPP proposes two decision units. Decision unit 1 consists of the OD Unit and Old OD Unit and is covered with 104 sampling units. Decision unit 2 consists of the training rage and is covered with 14 sampling units. For the limited IS sampling, CH2M HILL proposes to sample 34 sampling units within decision unit 1 and 7 sampling units within decision unit 2. The proposed limited IS sampling represents approximately 35 percent of the total IS sampling included in the UFP-QAPP.

Selection of Sampling Units

The selection of sampling units for each decision unit was made based on input from the "Presence/Absence" model of Visual Sampling Plan (Version 6.2) (Pacific Northwest National Laboratory [PNNL], 2012) and geophysical data collected at the OD unit in September 2012.

Visual Sampling Plan

The "Presence/Absence" module of Visual Sampling Plan was used to determine the number of sampling units needed to achieve a 95-percent confidence that 90 or 95 percent of all sampling units do not contain munitions constituents above laboratory detection limits. The VSP is a software tool that supports the development of a defensible sampling plan based on statistical sampling theory and the statistical analysis of sample results to support decision making.

Decision Unit 1 (OD Unit and Old OD Unit, approximately 22 acres)

The VSP module calculated that 34 of the 104 (100 feet [ft] x 100 ft) sampling units that comprise decision unit 1 must be randomly selected to achieve the statistical confidence that 95 percent confidence that 95 percent of the sampling units do not contain munitions constituents

Based on the VSP model calculations, 34 sampling unit will be selected for sampling.

Decision Unit 2 (Training Range, approximately 3 acres)

The VSP module calculated that 7 of the 14 (100 ft x 100 ft) sampling units that comprise decision unit 2 must be randomly selected to achieve the statistical confidence that 95 percent confidence that 90 percent of the sampling units do not contain munitions constituents. The statistical confidence for decision unit 2 is lower (90 percent) due to the small size of the decision unit and limited number of sampling units.

Based on the VSP model calculations, 7 sampling units will be selected for sampling.

It should be noted that if any of the sampling units for either decision units are unacceptable (IS sampling nonconformance, rejection of samples during data validation, or other sampling issue) then the confidence statements above no longer apply and it must be assumed that at least some portion of the decision unit is unacceptable.

Geophysical Data Input

The EM-31 geophysical data collected in September 2012 was overlaid on the IS sampling units. Sampling units were selected based on the physical features of the site, the geophysical data, and random selection with 34 sampling units selected for decision unit 1 and 7 sampling units selected for decision unit 2. A map showing the decision units, sampling units, geophysical data, and selected sampling units is attached.

Quality Assurance and Quality Control Samples

Quality assurance and quality control (QA/QC) samples consist of field duplicates, field triplicates, matrix spike/matrix spike duplicate (MS/MSD) samples, and equipment blanks. The QA/QC samples will be collected at the frequency provided in the UFP-QAPP. Five field duplicates and five field triplicates will be collected as part of this sampling effort. Two MS/MSD samples will be collected and equipment blanks will be collected daily, as needed for non-dedicated sampling equipment.

Sample Analytes

The IS soil samples will be analyzed for explosives, metals, and perchlorate as described in the UFP-QAPP.

Sampling Schedule

The proposed IS sampling is scheduled to begin on Wednesday, December 5 and require 8 to 10 days to complete.

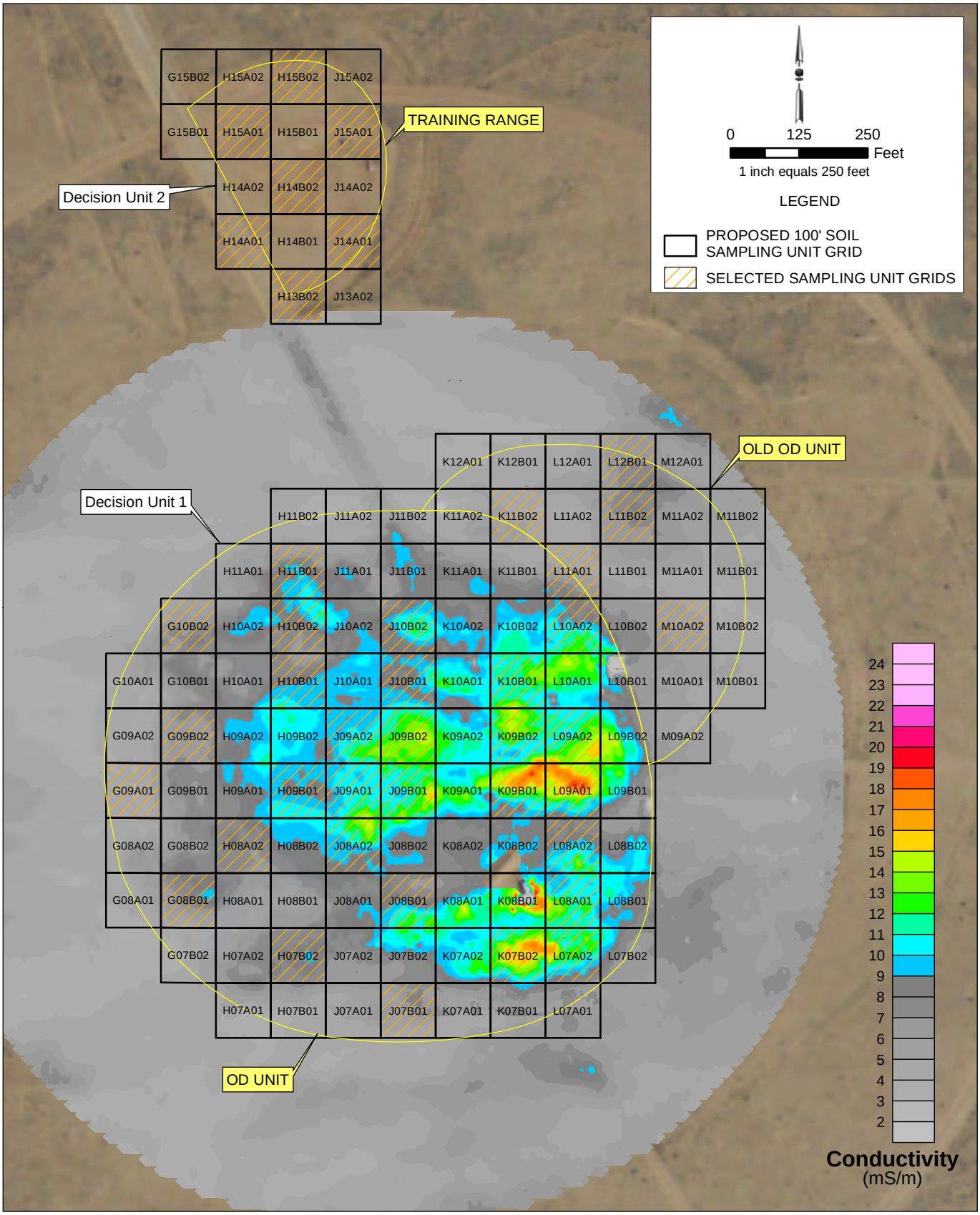

EM31-MK3 CONDUCTIVITY RESPONSE
MUNITIONS CONSTITUENT SAMPLING DECISION UNITS
AND SAMPLING UNIT CONFIGURATIONS

OPEN BURN AND OPEN DETONATION UNITS,
KIRTLAND AIR FORCE BASE, NEW MEXICO

Attachment 2
Incremental Sampling Data Quality Evaluation Report

CONTENTS

Section **Page**

1.0 INTRODUCTION 5
1.1 Analytical Data 5
2.0 DATA VERIFICATION RESULTS 6
2.1 Completeness Evaluation 6
2.1.1 Sampling Completeness 6
2.1.2 Analytical Completeness 6
2.2 Representativeness Evaluation 6
2.2.1 Holding Time and Preservation 6
2.3 Accuracy Evaluation 7
2.3.1 Calibration 7
2.3.2 Method Blank Samples 7
2.3.3 Field Blank Samples 7
2.3.4 Grinding Blank Samples 7
2.3.5 Laboratory Control Samples 8
2.3.6 Laboratory Control Sample Standard Reference Material 8
2.3.7 Internal Standards 8
2.3.8 Surrogate Samples 8
2.3.9 Matrix Spikes 8
2.4 Precision Evaluation 9
2.4.1 Laboratory Control Sample Duplicates 10
2.4.2 Matrix Spike Duplicate Samples 10
2.4.3 Serial Dilutions 10
2.4.4 Confirmation 10
2.4.5 Incremental Samples 10
2.5 Comparability Evaluation 11
2.6 Overall Assessment 11
REFERENCES 13

ATTACHMENT

Data Verification Tables

1 Summary of Analytical Parameters for Open Detonation Unit Incremental Soil Samples, Kirtland Air Force Base, August 2014

2 Summary of Data Qualification for Open Detonation Unit Incremental Soil Samples, Kirtland Air Force Base, August 2014

3 Summary of Analytical Results for Open Detonation Unit Incremental Soil Samples, Kirtland Air Force Base, August 2014

4 Holding Times for Open Detonation Unit Incremental Soil Samples, Kirtland Air Force Base, August 2014

5 Trip and Method Blank Data Summary for Open Detonation Unit Incremental Soil Samples, Kirtland Air Force Base, August 2014

6 Laboratory Control Samples Data Summary for Open Detonation Unit Incremental Soil Samples, Kirtland Air Force Base, August 2014

7 Laboratory Control Samples Reference Material Data Summary for Open Detonation Unit Incremental Soil Samples, Kirtland Air Force Base, August 2014

8 Matrix Spike and Matrix Spike Duplicate Samples Data Summary for Open Detonation Unit Incremental Soil Samples, Kirtland Air Force Base, August 2014

9 Relative Standard Deviation Data Summary for Open Detonation Unit Incremental Soil Samples, Kirtland Air Force Base, August 2014

ACRONYMS AND ABBREVIATIONS

AFB	Air Force Base
DQE	data quality evaluation
EB	equipment blank
EPA	US Environmental Protection Agency
GB	grinding blank
LCS	laboratory control spike
LCSD	laboratory control spike duplicate
LCSRM	laboratory control sample reference material
LOQ	limit of quantitation
MS	matrix spike
MSD	matrix spike duplicate
PARCCS	precision, accuracy, representativeness, comparability, completeness, and sensitivity
QC	quality control
%R	percent recovery
RPD	relative percent difference
RSD	relative standard deviation
UFP-QAPP	Uniform Federal Policy Quality Assurance Project Plan
USAF	U.S. Air Force

THIS PAGE INTENTIONALLY LEFT BLANK

1.0 INTRODUCTION

This data quality evaluation (DQE) report presents the analytical results for incremental soil samples collected from the Open Detonation Unit at Kirtland Air Force Base (AFB), New Mexico. Soil samples were collected from 20 August through 29 August 2014. Guidance for this DQE report came from the *Uniform Federal Policy-Quality Assurance Project Plan (UFP-QAPP) to Support Closure of the Open Burn and Open Detonation Units at Kirtland AFB* (U.S. Air Force [USAF], 2012) and individual method requirements. The analytical results were evaluated using the criteria of precision, accuracy, representativeness, comparability, completeness, and sensitivity (PARCCS) as defined in the UFP-QAPP.

1.1 Analytical Data

This DQE report provides the results and validation for 43 soil samples collected from 43 sampling units as part of two decision units, five sets of incremental sampling quality control (QC) samples (duplicates and triplicates), and two equipment blanks (EB) reported in six sample delivery groups identified as J9054, J9076, J9106, J9122, J9145 and J9174. The samples were collected and delivered to TestAmerica Laboratories, Inc. in Sacramento, California.

The samples were analyzed by the methods listed in Table 1. The analytical results and quality control tables are located in the attachment of this report.

The analytical results were assessed by reviewing the following: (1) the chain-of-custody documentation; (2) holding-time compliance; (3) calibration criteria; (4) method blank and field blank samples; (5) laboratory control spike/laboratory control spike duplicate samples (LCS/LCDS); (6) surrogate spike recoveries; (7) matrix spike/matrix spike duplicate samples (MS/MSD); (8) FD precision; (9) internal standard recoveries; and (10) the required QC samples at the specified frequencies.

Data flags were assigned according to the UFP-QAPP. Multiple flags are routinely applied to specific sample method, matrix, and analyte combinations, but there will only be one final flag. A final flag is applied to the data and is the most conservative of the applied validation flags. The final flag also includes matrix and blank sample impacts.

The data flags are those listed in the UFP-QAPP and are defined below:

- J — The analyte was positively identified; the associated numerical value is the approximate concentration of the analyte in the sample.
- R — The sample result was rejected due to serious deficiencies in the ability to analyze the sample and meet the QC criteria. The presence or absence of the analyte could not be verified.
- U — The analyte was analyzed for but was not detected above the reported sample quantitation limit.
- UJ — The analyte was not detected above the reported sample quantitation limit. However, the reported quantitation limit is approximate and may or may not represent the actual limit of quantitation necessary to accurately and precisely measure the analyte in the sample.

A summary of the qualified data is presented in Table 2.

2.0 DATA VERIFICATION RESULTS

2.1 Completeness Evaluation

2.1.1 Sampling Completeness

Sampling completeness was assessed by reviewing the chain-of-custody documentation. Required procedures were followed and all acceptance criteria were met indicating sample completeness for this project was 100 percent.

2.1.2 Analytical Completeness

Analytical completeness was evaluated using the following equation:

$$\text{Completeness} = \frac{\text{Number of valid data points}}{\text{Total number of measurements}} \times 100$$

Where:

The number of valid data points is the total number of valid analytical measurements based on the precision, accuracy, and holding-time evaluation.

All soil samples were analyzed according to the UFP-QAPP. Based on the results of the data verification, the data are considered valid as qualified. The completeness goal of 95 percent was met for all method and analyte combinations.

The soil analytical results are listed in Table 3.

2.2 Representativeness Evaluation

Representativeness is a qualitative expression of the degree to which sample data accurately and precisely represent a characteristic of a population, sampling point or an environmental condition. Representativeness is maximized by ensuring that the number and location of sampling points, sample collection and analysis methods are appropriate for the specific investigation and that the sampling and analysis program provides data that reflects “true” site conditions. The data were evaluated for representativeness by assessing the following: the use of standard methods and reporting units, sample preservation and holding-time compliance.

2.2.1 Holding Time and Preservation

Holding time is the length of time after sample collection to extraction and/or analysis. All sample analyses met holding-time and preservation requirements for this project with the following exception:

- The preparatory hold time for puck mill grinding exceeded criteria for method SW8330B in sample OD-SO-H11B01-0814. The data were qualified as estimated detected and non-detected results and flagged “J” and “UJ”, respectively, in the sample.

The sample holding times for soil analyses are listed in Table 4.

2.3 Accuracy Evaluation

Accuracy is a measure of the level of agreement between a measurement and a known true value. Accuracy is evaluated by percent recovery (%R), which is calculated using the following equation:

$$\%R = \frac{A-B}{C} \times 100$$

Where,

A = the measured concentration of the analyte in the spiked sample;
B = the measured concentration of the analyte in the unspiked sample; and
C = the concentration of the analyte used for spiking.

Accuracy was evaluated using initial and continuing calibration recoveries, LCS/LCSD recoveries, MS/MSD recoveries, internal standard recoveries, surrogate spike recoveries, and the evaluation of method, field and grinding blank data.

2.3.1 Calibration

Initial and continuing calibration analyses were performed as required by the methods and all acceptance criteria were met.

2.3.2 Method Blank Samples

A method blank is a clean matrix and is carried through the same analytical procedures as the environmental samples. Method blank samples were analyzed at the required frequency and were free of contamination with the following exception:

- Perchlorate was detected at a concentration greater than one half the level of quantitiation (LOQ) in one method blank associated with method SW6850. The data were not qualified because the associated sample concentrations were greater than five times the blank concentration.

The results of the soil method blank analyses are presented in Table 5.

2.3.3 Field Blank Samples

Two EB samples were collected, analyzed, and were free of contamination with the following exceptions:

- Copper was detected at concentration greater than one half the LOQ in the EBs associated with method SW6020. In addition, barium was detected at a concentration greater than the LOQ in one EB associated with method SW6020. The data were not qualified because the associated sample concentrations were greater than five times the concentrations detected in the blanks.

The results of the TB analyses are presented in Table 5.

2.3.4 Grinding Blank Samples

A grinding blank (GB) is a clean matrix that is carried through the same procedures as the environmental samples during puck mill preparation. Grinding blanks were analyzed at the required frequencies and were free of contamination with the following exceptions:

- RDX was detected at a concentration less than one half the LOQ in several grinding blanks associated with method SW8330B. The data were not qualified per the UFP-QAPP guidelines.

The results of the GB analyses are presented in Table 5.

2.3.5 Laboratory Control Samples

The LCS/LCSD samples were analyzed to assess accuracy in the absence of matrix effects and all acceptance criteria were met.

The soil LCS/LCSD results are presented in Table 6.

2.3.6 Laboratory Control Sample Standard Reference Material

Laboratory control sample standard reference material samples (LCSRM) were analyzed to assess accuracy during puck mill grinding associated with method SW8330B. All acceptance criteria were met with the following exception:

- Tetryl was not included in the LCSRMs due to poor stability of the compound in solid materials. The data were not qualified.

The soil LCSRM results are presented in Table 7.

2.3.7 Internal Standards

Internal standards were added to the methods requiring their use and all acceptance criteria were met with the following exception:

- The internal standard associated with method SW6850 was less than criteria and in some instances, less than 10 percent, in multiple samples, indicating a possible low sensitivity to detect the analyte. The data were qualified as estimated and flagged “J” in the associated samples.

2.3.8 Surrogate Samples

Surrogates were added to all samples for the methods requiring their use. All QC acceptance criteria were met.

2.3.9 Matrix Spike Samples

Site specific MS/MSD samples were analyzed to assess accuracy and to identify possible matrix effects associated with the samples. Only the “parent” samples were qualified for MS issues, but data users should take into consideration low spike recoveries when evaluating other sample locations. The MS/MSD samples were analyzed as required and met all acceptance criteria with the following exceptions:

- Multiple metals were recovered less than the lower control limits in several MS/MSDs associated with method SW6020, indicating a possible low sample bias. The data were qualified as estimated detected and non-detected results and flagged “J” and “UJ”, respectively, in the associated parent sample. In addition, several metals were recovered greater than the upper

control limits in the MS/MSDs, indicating a possible high bias. Detected results were qualified as estimated and flagged "J" in the associated parent sample. Non-detected results were not qualified. There were a few instances where the sample concentrations were greater than four times the spike concentration. In these instances, the data were not qualified.

- HMX was recovered greater than the upper control limit in the MSD associated with method SW88330B for sample OD-SO-H11B01-0814, indicating a possible high sample bias. The data was qualified as estimated and flagged "J" in the parent sample.

- Nitroglycerin was recovered less than the lower control limit in the MS/MSD associated with method SW8330B for sample OD-SO-J10B01-0814, indicating a possible low sample bias. In addition, 2,4-dinitrotoluene was not recovered in the MS/MSD associated with method SW8330B for sample OD-SO-K09B02-0814. The aforementioned analytes were qualified as estimated and flagged "J" in the associated parent samples.

- There were several instances where the parent sample concentrations were greater than four times the spike concentration and/or the parent sample was analyzed at a high dilution, resulting in the MS/MSD exceeding criteria. The data were not qualified in these instances.

The soil MS/MSD results are presented in Table 8.

2.4 Precision Evaluation

Precision measures the reproducibility of measurements under a given set of conditions and is expressed as relative percent difference (RPD):

$$RPD = \left(\frac{|A-B|}{[A+B]/2} \right) \times 100$$

Where,

A = the concentration of "parent" sample, and
B = the concentration of the "duplicate/replicate" sample.

If calculated from three or more replicates, then the relative standard deviation (RSD) is used rather than RPD:

$$RSD = 100\% \times (s / \bar{y})$$

Where,

RSD = relative standard deviation
s = standard deviation
$\bar{y}$ = mean of replicate analyses

Standard deviation, σ, is defined as follows:

$$\sigma = \sum_{i=1}^{n} \sqrt{\frac{(y_i - \bar{y})^2}{n-1}}$$

Where,

σ = standard deviation
y_i = measured value of the i_{th} replicate
$\bar{y}$ = mean of replicate analyses
n = number of replicates

Precision was evaluated for this project using LCSD, MSD and confirmation sample RPDs and incremental sampling RSDs as well as the RSD of laboratory triplicate analyses of method SW8330B.

2.4.1 Laboratory Control Sample Duplicates

The LCSD samples were analyzed and all precision criteria were met.

2.4.2 Matrix Spike Duplicate Samples

The MSD samples were analyzed as required and all precision criteria were met with the following exception:

- The RPD for HMX exceeded criteria in the MS/MSD associated with method SW8330B for sample OD-SO-H11B01-0814. The result was qualified as estimated and flagged "J" in the parent sample.

2.4.3 Serial Dilutions

Serial dilutions were analyzed according to methods requiring their use and all precision criteria were met.

2.4.4 Confirmation

Confirmation samples were analyzed according to methods requiring their use and all precision criteria were met with the following exception:

- The confirmation RPD for 2,6-dinitrotoluene exceeded criteria in sample OD-SO-K09B02-0814 for method SW833B. The result was qualified as estimated and flagged "J" in the sample.

2.4.5 Incremental Samples

Four sets of incremental sampling QC samples (duplicates and triplicates) were collected and analyzed. In addition, the laboratory selected several samples to run additional QC samples per method SW8330B. All precision criteria were met, with the following exceptions:

- The RSD for nitroglycerin exceeded criteria in multiple samples. Due to the fact that the RSD failed in multiple samples, the data were qualified as estimated detected and non-detected results in all the samples.

- The RSD for RDX exceeded criteria in sample OD-SO-H10B01-0814. The data were qualified as estimated and flagged "J" in the parent and incremental sampling QC samples.

- The RSD for nitroglycerin exceeded criteria in the laboratory sample for sample OD-SO-K09B02-0814. The result was qualified as estimated and flagged "J" in the sample.

The RSD results for the incremental sampling QC samples are presented in Table 9.

2.5 Comparability Evaluation

Comparability is expressed as the confidence level in which one data set may be compared to another data set. Standardized methodology was used in the collection, analysis, and reporting of the data. Therefore, the data from this sampling event should be comparable to any incremental sampling data collected previously at the site.

2.6 Overall Assessment

Review of laboratory control data and field QC indicators were used to assess the PARCCS of the incremental soil samples collected by CH2M HILL at the Kirtland AFB Open Detonation Unit. The assessment concluded that the PARCCS of the data are generally acceptable. Evaluation of the data was modeled after the *Uniform Federal Policy-Quality Assurance Project Plan to Support Closure of the Open Burn and Open Detonation Units at Kirtland AFB* (USAF, 2012) and individual method requirements.

Precision of the data was verified through the review of the field and laboratory data quality indicators that include LCS/LCSD, MS/MSD, serial dilution and confirmation RPDs, method SW8330B laboratory RSDs and incremental sampling RSDs. Precision was generally acceptable with the exception of a several analytes which were qualified as estimated detected results in a few samples due to MS/MSD and/or confirmation RPD issues. In addition, RDX was qualified as estimated in a few samples, while nitroglycerin was qualified as an estimated detected and non-detected result in all the samples due to incremental sampling and/or laboratory RSD issues. Data users should consider the impact to any result that is qualified as estimated as it may contain a bias which could affect the decision making process.

Accuracy of the data was verified through the review of calibration data, LCS/LCSD samples, MS/MSD samples, internal standards, and surrogate spike data, as well as the evaluation of method, field, grinding and calibration blank data. Accuracy was generally acceptable with the exception of several analytes which were qualified as estimated detected and non-detected results in multiple samples due to internal standard and/or MS/MSD issues. Although a few analytes were detected in the method, field and grinding blanks, the data were not impacted and were not qualified.

Representativeness of the data was verified through the sample's collection, storage, and preservation procedures and the verification of holding-time compliance. The laboratory did not note any issues related to sample preservation or storage of the samples. The holding time for puck mill preparation was exceeded in sample OD-SO-H11B01-0814 for method SW8330B, resulting in the data being qualified as estimated detected and non-detected results. All other data were reported from analyses within the method recommended holding time.

Comparability of the data was ensured through the use of standard analytical procedures and standard units for reporting. Results obtained are comparable to industry standards in that collection and analytical techniques followed approved, documented procedures.

Completeness is a measure of the number of valid measurements obtained in relation to the total number of measurements planned. Completeness is expressed as the percentage of valid or usable measurements, compared to planned measurements. Valid data are defined as all data that are not rejected for project use. The soil data are considered valid as qualified. The completeness goal of 95 percent was met for all method and analyte combinations.

The results can be used for project decisions taking into consideration the validation flags applied to the data.

REFERENCES

EPA, 1996. *EPA Test Methods for Evaluating Solid Waste Physical/Chemical Methods (SW-846) 3rd ed. with updates.* U.S. Environmental Protection Agency.

USAF, 2012. *Uniform Federal Policy-Quality Assurance Project Plan (UFP-QAPP) to Support Closure of the Open Burn and Open Detonation Units at Kirtland AFB.* U. S. Air Force, Kirtland Air Force Base, New Mexico. April.

THIS PAGE INTENTIONALLY LEFT BLANK

ATTACHMENT
Data Validation Tables

THIS PAGE INTENTIONALLY LEFT BLANK

Table 1. Summary of Analytical Parameters for Open Detonation Unit Samples, Kirtland Air Force Base, August 2014

Parameter	Method	Matrix	Laboratory
Metals	SW6020/7471A (U.S. Environmental Protection Agency [EPA], 1996; 2007 update)	Soil	TestAmerica, Sacramento, California
Perchlorate	SW86850 (EPA, 1996; 2007 update)	Soil	TestAmerica, Sacramento, California
Explosives	SW8330B (EPA, 1996; 2006 update)	Soil	TestAmerica, Sacramento, California

Table 2. Summary of Data Qualification for Open Detonation Unit Samples, Kirtland Air Force Base, August 2014

Sample Identification	Method	Analyte	Units	Final Result	Validation Flag	Validation Reason
OB-SO-BERMNW-0814	SW6850	Perchlorate	µg/kg	920	J	IS<LCL
OB-SO-BERMNW-0814	SW8330B	Nitroglycerin	mg/kg	0.25	UJ	MIS>RSD
OB-SO-BERMSE-0814	SW6850	Perchlorate	µg/kg	1300	J	IS<LCL
OB-SO-BERMSE-0814	SW8330B	Nitroglycerin	mg/kg	0.67	J	MIS>RSD
OD-SO-G08B01-0814	SW6850	Perchlorate	µg/kg	1100	J	IS<LCL
OD-SO-G08B01-0814	SW8330B	Nitroglycerin	mg/kg	0.25	UJ	MIS>RSD
OD-SO-G09A01-0814	SW6850	Perchlorate	µg/kg	2000	J	IS<LCL
OD-SO-G09A01-0814	SW8330B	Nitroglycerin	mg/kg	0.051	J	MIS>RSD
OD-SO-G09B02-0814	SW6850	Perchlorate	µg/kg	600	J	IS<LCL
OD-SO-G09B02-0814	SW8330B	Nitroglycerin	mg/kg	0.25	UJ	MIS>RSD
OD-SO-G10B02-0814	SW6850	Perchlorate	µg/kg	380	J	IS<LCL
OD-SO-G10B02-0814	SW8330B	Nitroglycerin	mg/kg	0.25	UJ	MIS>RSD
OD-SO-H07B02-0814	SW6850	Perchlorate	µg/kg	300	J	IS<LCL
OD-SO-H07B02-0814	SW8330B	Nitroglycerin	mg/kg	0.25	UJ	MIS>RSD
OD-SO-H08A02-0814	SW6850	Perchlorate	µg/kg	640	J	IS<LCL
OD-SO-H08A02-0814	SW8330B	Nitroglycerin	mg/kg	0.25	UJ	MIS>RSD
OD-SO-H08A02-D14	SW6850	Perchlorate	µg/kg	690	J	IS<LCL
OD-SO-H08A02-D14	SW8330B	Nitroglycerin	mg/kg	0.25	UJ	MIS>RSD
OD-SO-H08A02-T14	SW6850	Perchlorate	µg/kg	740	J	IS<LCL
OD-SO-H08A02-T14	SW8330B	Nitroglycerin	mg/kg	1.2	J	MIS>RSD
OD-SO-H09B01-0814	SW6850	Perchlorate	µg/kg	1500	J	IS<LCL
OD-SO-H09B01-0814	SW8330B	Nitroglycerin	mg/kg	0.04	J	MIS>RSD
OD-SO-H10B01-0814	SW6850	Perchlorate	µg/kg	1300	J	IS<LCL
OD-SO-H10B01-0814	SW8330B	Nitroglycerin	mg/kg	0.57	J	MIS>RSD
OD-SO-H10B01-0814	SW8330B	RDX	mg/kg	1.1	J	MIS>RSD
OD-SO-H10B01-0814	SW8330B	RDX	mg/kg	1.1	J	MIS>RSD
OD-SO-H10B01-D14	SW6850	Perchlorate	µg/kg	1300	J	IS<LCL
OD-SO-H10B01-D14	SW8330B	Nitroglycerin	mg/kg	0.25	UJ	MIS>RSD
OD-SO-H10B01-D14	SW8330B	RDX	mg/kg	0.05	UJ	MIS>RSD
OD-SO-H10B01-D14	SW8330B	RDX	mg/kg	0.05	UJ	MIS>RSD

Table 2. Summary of Data Qualification for Open Detonation Unit Samples, Kirtland Air Force Base, August 2014

Sample Identification	Method	Analyte	Units	Final Result	Validation Flag	Validation Reason
OD-SO-H10B01-T14	SW6850	Perchlorate	µg/kg	980	J	IS<LCL
OD-SO-H10B01-T14	SW8330B	Nitroglycerin	mg/kg	0.031	J	MIS>RSD
OD-SO-H10B01-T14	SW8330B	RDX	mg/kg	0.23	J	MIS>RSD
OD-SO-H10B01-T14	SW8330B	RDX	mg/kg	0.23	J	MIS>RSD
OD-SO-H10B02-0814	SW6850	Perchlorate	µg/kg	620	J	IS<LCL
OD-SO-H10B02-0814	SW8330B	Nitroglycerin	mg/kg	0.25	UJ	MIS>RSD
OD-SO-H11B01-0814	SW6020	Antimony	mg/kg	0.32	J	MS<LCL, SD<LCL
OD-SO-H11B01-0814	SW6020	Chromium	mg/kg	15	J	MS>UCL
OD-SO-H11B01-0814	SW6020	Lead	mg/kg	19	J	MS<LCL
OD-SO-H11B01-0814	SW6020	Zinc	mg/kg	51	J	SD<LCL
OD-SO-H11B01-0814	SW6850	Perchlorate	µg/kg	410	J	IS<LCL
OD-SO-H11B01-0814	SW8330B	1,3,5-Trinitrobenzene	mg/kg	0.049	UJ	HTp>UCL
OD-SO-H11B01-0814	SW8330B	1,3-Dinitrobenzene	mg/kg	0.049	UJ	HTp>UCL
OD-SO-H11B01-0814	SW8330B	2,4,6-Trinitrotoluene	mg/kg	0.049	UJ	HTp>UCL
OD-SO-H11B01-0814	SW8330B	2,6-Dinitrotoluene	mg/kg	0.049	UJ	HTp>UCL
OD-SO-H11B01-0814	SW8330B	2-Amino-4,6-dinitrotoluene	mg/kg	0.049	UJ	HTp>UCL
OD-SO-H11B01-0814	SW8330B	2-Nitrotoluene	mg/kg	0.049	UJ	HTp>UCL
OD-SO-H11B01-0814	SW8330B	3-Nitrotoluene	mg/kg	0.049	UJ	HTp>UCL
OD-SO-H11B01-0814	SW8330B	4-Amino-2,6-dinitrotoluene	mg/kg	0.049	UJ	HTp>UCL
OD-SO-H11B01-0814	SW8330B	4-Nitrotoluene	mg/kg	0.049	UJ	HTp>UCL
OD-SO-H11B01-0814	SW8330B	HMX	mg/kg	0.095	J	HTp>UCL, SD>UCL, MSRPD
OD-SO-H11B01-0814	SW8330B	Nitrobenzene	mg/kg	0.049	UJ	HTp>UCL
OD-SO-H11B01-0814	SW8330B	Nitroglycerin	mg/kg	2.04	J	MIS>RSD
OD-SO-H11B01-0814	SW8330B	PETN	mg/kg	0.25	UJ	HTp>UCL
OD-SO-H11B01-0814	SW8330B	RDX	mg/kg	0.049	UJ	HTp>UCL
OD-SO-H11B01-0814	SW8330B	Tetryl	mg/kg	0.049	UJ	HTp>UCL
OD-SO-H13B02-0814	SW8330B	Nitroglycerin	mg/kg	0.25	UJ	MIS>RSD
OD-SO-H14A01-0814	SW6020	Antimony	mg/kg	0.4	UJ	MS<LCL, SD<LCL
OD-SO-H14A01-0814	SW6020	Selenium	mg/kg	0.23	J	MS<LCL, SD<LCL
OD-SO-H14A01-0814	SW8330B	Nitroglycerin	mg/kg	0.25	UJ	MIS>RSD
OD-SO-H14B02-0814	SW6020	Antimony	mg/kg	0.41	J	MS<LCL, SD<LCL, MSRPD
OD-SO-H14B02-0814	SW6020	Arsenic	mg/kg	4.5	J	SD<LCL
OD-SO-H14B02-0814	SW6020	Chromium	mg/kg	18	J	SD>UCL
OD-SO-H14B02-0814	SW6020	Copper	mg/kg	14	J	MS<LCL, SD<LCL
OD-SO-H14B02-0814	SW6020	Lead	mg/kg	14	J	MS>UCL, MSRPD
OD-SO-H14B02-0814	SW6020	Selenium	mg/kg	0.59	J	MS<LCL, SD<LCL
OD-SO-H14B02-0814	SW6020	Silver	mg/kg	0.1	J	SD<LCL
OD-SO-H14B02-0814	SW6020	Tin	mg/kg	2.3	J	SD<LCL
OD-SO-H14B02-0814	SW6020	Vanadium	mg/kg	38	J	SD>UCL
OD-SO-H14B02-0814	SW8330B	Nitroglycerin	mg/kg	0.25	UJ	MIS>RSD
OD-SO-H15A01-0814	SW8330B	Nitroglycerin	mg/kg	0.25	UJ	MIS>RSD
OD-SO-H15B02-0814	SW8330B	Nitroglycerin	mg/kg	0.25	UJ	MIS>RSD
OD-SO-J07B01-0814	SW6850	Perchlorate	µg/kg	510	J	IS<LCL

Table 2. Summary of Data Qualification for Open Detonation Unit Samples, Kirtland Air Force Base, August 2014

Sample Identification	Method	Analyte	Units	Final Result	Validation Flag	Validation Reason
OD-SO-J07B01-0814	SW8330B	Nitroglycerin	mg/kg	0.25	UJ	MIS>RSD
OD-SO-J08A02-0814	SW6850	Perchlorate	µg/kg	2800	J	IS<LCL
OD-SO-J08A02-0814	SW8330B	Nitroglycerin	mg/kg	0.06	J	MIS>RSD
OD-SO-J08B01-0814	SW6850	Perchlorate	µg/kg	660	J	IS<LCL
OD-SO-J08B01-0814	SW8330B	Nitroglycerin	mg/kg	0.25	UJ	MIS>RSD
OD-SO-J09A01-0814	SW6850	Perchlorate	µg/kg	1300	J	IS<LCL
OD-SO-J09A01-0814	SW8330B	Nitroglycerin	mg/kg	0.15	J	MIS>RSD
OD-SO-J09A02-0814	SW6850	Perchlorate	µg/kg	1600	J	IS<LCL
OD-SO-J09A02-0814	SW8330B	Nitroglycerin	mg/kg	0.25	UJ	MIS>RSD
OD-SO-J09B01-0814	SW6850	Perchlorate	µg/kg	3600	J	IS<LCL
OD-SO-J09B01-0814	SW8330B	Nitroglycerin	mg/kg	0.18	J	MIS>RSD
OD-SO-J09B02-0814	SW6850	Perchlorate	µg/kg	4200	J	IS<LCL
OD-SO-J09B02-0814	SW8330B	Nitroglycerin	mg/kg	0.46	J	MIS>RSD
OD-SO-J10B01-0814	SW6020	Antimony	mg/kg	5	J	MS<LCL, SD<LCL
OD-SO-J10B01-0814	SW6020	Copper	mg/kg	39	J	MS<LCL, SD>UCL
OD-SO-J10B01-0814	SW6020	Nickel	mg/kg	12	J	MS>UCL, MSRPD
OD-SO-J10B01-0814	SW6020	Tin	mg/kg	2.2	J	SD>UCL
OD-SO-J10B01-0814	SW6850	Perchlorate	µg/kg	1500	J	IS<LCL
OD-SO-J10B01-0814	SW8330B	Nitroglycerin	mg/kg	0.77	J	MIS>RSD, MS<LCL, SD<LCL
OD-SO-J10B02-0814	SW6850	Perchlorate	µg/kg	690	J	IS<LCL
OD-SO-J10B02-0814	SW8330B	Nitroglycerin	mg/kg	0.62	J	MIS>RSD
OD-SO-J14A01-0814	SW8330B	Nitroglycerin	mg/kg	0.121	J	MIS>RSD
OD-SO-J15A01-0814	SW8330B	Nitroglycerin	mg/kg	0.25	UJ	MIS>RSD
OD-SO-J15A01-D14	SW8330B	Nitroglycerin	mg/kg	0.25	UJ	MIS>RSD
OD-SO-J15A01-T15	SW8330B	Nitroglycerin	mg/kg	0.25	UJ	MIS>RSD
OD-SO-K07B02-0814	SW6850	Perchlorate	µg/kg	480	J	IS<LCL
OD-SO-K07B02-0814	SW8330B	Nitroglycerin	mg/kg	0.031	J	MIS>RSD
OD-SO-K09B01-0814	SW6020	Antimony	mg/kg	0.38	J	MS<LCL, SD<LCL
OD-SO-K09B01-0814	SW6020	Chromium	mg/kg	16	J	SD<LCL
OD-SO-K09B01-0814	SW6020	Cobalt	mg/kg	7.6	J	MS<LCL, SD<LCL
OD-SO-K09B01-0814	SW6020	Copper	mg/kg	27	J	MS>UCL, SD<LCL, MSRPD
OD-SO-K09B01-0814	SW6020	Lead	mg/kg	17	J	MS>UCL, SD>UCL, MSRPD
OD-SO-K09B01-0814	SW6020	Nickel	mg/kg	16	J	MS<LCL, SD<LCL
OD-SO-K09B01-0814	SW6020	Selenium	mg/kg	0.24	J	MS<LCL
OD-SO-K09B01-0814	SW6850	Perchlorate	µg/kg	1500	J	IS<LCL
OD-SO-K09B01-0814	SW8330B	Nitroglycerin	mg/kg	0.25	UJ	MIS>RSD
OD-SO-K09B02-0814	SW6020	Antimony	mg/kg	0.58	J	MS<LCL, SD<LCL
OD-SO-K09B02-0814	SW6020	Chromium	mg/kg	24	J	MS<LCL, SD<LCL
OD-SO-K09B02-0814	SW6020	Nickel	mg/kg	16	J	MS<LCL, SD<LCL
OD-SO-K09B02-0814	SW6020	Selenium	mg/kg	0.34	J	MS<LCL, SD<LCL
OD-SO-K09B02-0814	SW6020	Tin	mg/kg	31	J	MS<LCL, SD<LCL
OD-SO-K09B02-0814	SW6020	Zinc	mg/kg	63	J	SD>UCL
OD-SO-K09B02-0814	SW6850	Perchlorate	µg/kg	770	J	IS<LCL

Table 2. Summary of Data Qualification for Open Detonation Unit Samples, Kirtland Air Force Base, August 2014

Sample Identification	Method	Analyte	Units	Final Result	Validation Flag	Validation Reason
OD-SO-K09B02-0814	SW8330B	2,4-Dinitrotoluene	mg/kg	1	J	MS<LCL, SD<LCL
OD-SO-K09B02-0814	SW8330B	2,6-Dinitrotoluene	mg/kg	0.064	J	CF>RPD
OD-SO-K09B02-0814	SW8330B	Nitroglycerin	mg/kg	2.48	J	MIS>RSD
OD-SO-K09B02-D14	SW6850	Perchlorate	µg/kg	930	J	IS<LCL
OD-SO-K09B02-D14	SW8330B	Nitroglycerin	mg/kg	0.15	J	MIS>RSD
OD-SO-K09B02-T14	SW6850	Perchlorate	µg/kg	1400	J	IS<LCL
OD-SO-K09B02-T14	SW8330B	Nitroglycerin	mg/kg	0.25	UJ	MIS>RSD
OD-SO-K10B01-0814	SW6850	Perchlorate	µg/kg	1600	J	IS<LCL
OD-SO-K10B01-0814	SW8330B	Nitroglycerin	mg/kg	0.25	UJ	MIS>RSD
OD-SO-K11B02-0814	SW6850	Perchlorate	µg/kg	280	J	IS<LCL
OD-SO-K11B02-0814	SW8330B	Nitroglycerin	mg/kg	0.25	UJ	MIS>RSD
OD-SO-K11B02-0814	SW8330B	Nitroglycerin	mg/kg	0.25	UJ	MIS>RSD
OD-SO-L07A02-0814	SW6850	Perchlorate	µg/kg	460	J	IS<LCL
OD-SO-L07A02-0814	SW8330B	Nitroglycerin	mg/kg	0.25	UJ	MIS>RSD
OD-SO-L07A02-0814	SW8330B	Nitroglycerin	mg/kg	0.25	UJ	MIS>RSD
OD-SO-L08A01-0814	SW6850	Perchlorate	µg/kg	630	J	IS<LCL
OD-SO-L08A01-0814	SW8330B	Nitroglycerin	mg/kg	0.12	J	MIS>RSD
OD-SO-L08A01-0814	SW8330B	Nitroglycerin	mg/kg	0.12	J	MIS>RSD
OD-SO-L08A02-0814	SW6850	Perchlorate	µg/kg	800	J	IS<LCL
OD-SO-L08A02-0814	SW8330B	Nitroglycerin	mg/kg	1.1	J	MIS>RSD
OD-SO-L08A02-0814	SW8330B	Nitroglycerin	mg/kg	1.1	J	MIS>RSD
OD-SO-L09A01-0814	SW6850	Perchlorate	µg/kg	1100	J	IS<LCL
OD-SO-L09A01-0814	SW8330B	Nitroglycerin	mg/kg	0.25	UJ	MIS>RSD
OD-SO-L09A01-0814	SW8330B	Nitroglycerin	mg/kg	0.25	UJ	MIS>RSD
OD-SO-L09A02-0814	SW6850	Perchlorate	µg/kg	1500	J	IS<LCL
OD-SO-L09A02-0814	SW8330B	Nitroglycerin	mg/kg	0.25	UJ	MIS>RSD
OD-SO-L09A02-0814	SW8330B	Nitroglycerin	mg/kg	0.25	UJ	MIS>RSD
OD-SO-L10A02-0814	SW6850	Perchlorate	µg/kg	480	J	IS<LCL
OD-SO-L10A02-0814	SW8330B	Nitroglycerin	mg/kg	0.25	UJ	MIS>RSD
OD-SO-L10A02-0814	SW8330B	Nitroglycerin	mg/kg	0.25	UJ	MIS>RSD
OD-SO-L11A01-0814	SW6850	Perchlorate	µg/kg	400	J	IS<LCL
OD-SO-L11A01-0814	SW8330B	Nitroglycerin	mg/kg	0.24	UJ	MIS>RSD
OD-SO-L11A01-0814	SW8330B	Nitroglycerin	mg/kg	0.24	UJ	MIS>RSD
OD-SO-L11B02-0814	SW6850	Perchlorate	µg/kg	130	J	IS<LCL
OD-SO-L11B02-0814	SW8330B	Nitroglycerin	mg/kg	0.525	J	MIS>RSD
OD-SO-L11B02-0814	SW8330B	Nitroglycerin	mg/kg	0.525	J	MIS>RSD
OD-SO-L11B02-D14	SW6850	Perchlorate	µg/kg	120	J	IS<LCL
OD-SO-L11B02-D14	SW8330B	Nitroglycerin	mg/kg	0.25	UJ	MIS>RSD
OD-SO-L11B02-D14	SW8330B	Nitroglycerin	mg/kg	0.25	UJ	MIS>RSD
OD-SO-L11B02-T14	SW6850	Perchlorate	µg/kg	76	J	IS<LCL
OD-SO-L11B02-T14	SW8330B	Nitroglycerin	mg/kg	1.2	J	MIS>RSD
OD-SO-L11B02-T14	SW8330B	Nitroglycerin	mg/kg	1.2	J	MIS>RSD
OD-SO-L12B01-0814	SW6850	Perchlorate	µg/kg	77	J	IS<LCL

Table 2. Summary of Data Qualification for Open Detonation Unit Samples, Kirtland Air Force Base, August 2014

Sample Identification	Method	Analyte	Units	Final Result	Validation Flag	Validation Reason
OD-SO-L12B01-0814	SW8330B	Nitroglycerin	mg/kg	1.3	J	MIS>RSD
OD-SO-L12B01-0814	SW8330B	Nitroglycerin	mg/kg	1.3	J	MIS>RSD
OD-SO-M10A02-0814	SW6850	Perchlorate	µg/kg	48	J	IS<LCL
OD-SO-M10A02-0814	SW8330B	Nitroglycerin	mg/kg	1.5	J	MIS>RSD

Validation Reasons

CF>RPD	The relative percent difference exceeded criteria in the confirmation sample
HTp>UCL	The preparatory hold time exceeded criteria
IS<LCL	The internal standard was recovered less than the lower control limit
MIS>RSD	The relative standard deviation exceeded criteria in the MIS samples
MS<LCL	The matrix spike was recovered less than the lower control limit
MSRPD	The relative percent difference exceeded criteria in the MS/MSD
MS>UCL	The matrix spike was recovered greater than the upper control limit
SD<LCL	The matrix spike duplicate was recovered less than the lower control limit
SD>UCL	The matrix spike duplicate was recovered greater than the upper control limit

Validation Flags

UJ	The analyte was not detected above the reported sample quantitation limit. However, the reported quantitation limit is approximate and may or may not represent the actual limit of quantitation necessary to accurately and precisely measure the analyte in the sample.
J	The analyte was positively identified; the associated numerical value is the approximate concentration of the analyte in the sample

Notes

SO	soil
CF	Confirmation
IS	Internal standard
MIS	Multi-incremental sample
MS	Matrix spike
SD	Matrix spike duplicate
µg/kg	microgram per kilogram
mg/kg	milligram per kilogram

Table 3. Summary of Analytical Results for Open Detonation Unit Incremental Soil Samples, Kirtland Air Force Base, August 2014

Method	Sample ID	Matrix	QA/QC Type	Analyte	Result*	DL	LOD	LOQ	Units
SW6020									
	OB-SO-BERMNW-0814	SOIL	N	Antimony	0.34	0.099	0.2	0.3	MG/KG
	OB-SO-BERMNW-0814	SOIL	N	Arsenic	4.4	0.074	0.15	0.25	MG/KG
	OB-SO-BERMNW-0814	SOIL	N	Barium	130	0.049	0.099	0.15	MG/KG
	OB-SO-BERMNW-0814	SOIL	N	Beryllium	0.55	0.0099	0.025	0.049	MG/KG
	OB-SO-BERMNW-0814	SOIL	N	Cadmium	0.45	0.025	0.049	0.074	MG/KG
	OB-SO-BERMNW-0814	SOIL	N	Chromium	14	0.099	0.25	0.3	MG/KG
	OB-SO-BERMNW-0814	SOIL	N	Cobalt	5.3	0.049	0.099	0.15	MG/KG
	OB-SO-BERMNW-0814	SOIL	N	Copper	36	0.074	0.15	0.25	MG/KG
	OB-SO-BERMNW-0814	SOIL	N	Lead	20	0.03	0.049	0.099	MG/KG
	OB-SO-BERMNW-0814	SOIL	N	Nickel	10	0.049	0.099	0.15	MG/KG
	OB-SO-BERMNW-0814	SOIL	N	Selenium	0.58	0.049	0.099	0.15	MG/KG
	OB-SO-BERMNW-0814	SOIL	N	Silver	0.11	0.015	0.025	0.049	MG/KG
	OB-SO-BERMNW-0814	SOIL	N	Thallium	0.16	0.025	0.049	0.074	MG/KG
	OB-SO-BERMNW-0814	SOIL	N	Tin	1.6 J	0.99	2.5	4.9	MG/KG
	OB-SO-BERMNW-0814	SOIL	N	Vanadium	28	0.3	0.49	0.99	MG/KG
	OB-SO-BERMNW-0814	SOIL	N	Zinc	42	0.3	0.49	0.99	MG/KG
	OB-SO-BERMSE-0814	SOIL	N	Antimony	0.28 J	0.1	0.2	0.3	MG/KG
	OB-SO-BERMSE-0814	SOIL	N	Arsenic	4.1	0.075	0.15	0.25	MG/KG
	OB-SO-BERMSE-0814	SOIL	N	Barium	120	0.05	0.1	0.15	MG/KG
	OB-SO-BERMSE-0814	SOIL	N	Beryllium	0.54	0.01	0.025	0.05	MG/KG
	OB-SO-BERMSE-0814	SOIL	N	Cadmium	0.59	0.025	0.05	0.075	MG/KG
	OB-SO-BERMSE-0814	SOIL	N	Chromium	12	0.1	0.25	0.3	MG/KG
	OB-SO-BERMSE-0814	SOIL	N	Cobalt	5.2	0.05	0.1	0.15	MG/KG

Table 3. Summary of Analytical Results for Open Detonation Unit Incremental Soil Samples, Kirtland Air Force Base, August 2014

Method	Sample ID	Matrix	QA/QC Type	Analyte	Result*	DL	LOD	LOQ	Units
SW6020									
	OB-SO-BERMSE-0814	SOIL	N	Copper	19	0.075	0.15	0.25	MG/KG
	OB-SO-BERMSE-0814	SOIL	N	Lead	21	0.03	0.05	0.1	MG/KG
	OB-SO-BERMSE-0814	SOIL	N	Nickel	10	0.05	0.1	0.15	MG/KG
	OB-SO-BERMSE-0814	SOIL	N	Selenium	0.59	0.05	0.1	0.15	MG/KG
	OB-SO-BERMSE-0814	SOIL	N	Silver	0.11	0.015	0.025	0.05	MG/KG
	OB-SO-BERMSE-0814	SOIL	N	Thallium	0.15	0.025	0.05	0.075	MG/KG
	OB-SO-BERMSE-0814	SOIL	N	Tin	1.8 J	1	2.5	5	MG/KG
	OB-SO-BERMSE-0814	SOIL	N	Vanadium	27	0.3	0.5	1	MG/KG
	OB-SO-BERMSE-0814	SOIL	N	Zinc	39	0.3	0.5	1	MG/KG
	OD-SO-G08B01-0814	SOIL	N	Antimony	0.35 J	0.2	0.4	0.6	MG/KG
	OD-SO-G08B01-0814	SOIL	N	Arsenic	5.3	0.15	0.3	0.5	MG/KG
	OD-SO-G08B01-0814	SOIL	N	Barium	120	0.1	0.2	0.3	MG/KG
	OD-SO-G08B01-0814	SOIL	N	Beryllium	0.54	0.02	0.05	0.1	MG/KG
	OD-SO-G08B01-0814	SOIL	N	Cadmium	0.22	0.05	0.1	0.15	MG/KG
	OD-SO-G08B01-0814	SOIL	N	Chromium	16	0.2	0.5	0.6	MG/KG
	OD-SO-G08B01-0814	SOIL	N	Cobalt	5.1	0.1	0.2	0.3	MG/KG
	OD-SO-G08B01-0814	SOIL	N	Copper	15	0.15	0.3	0.5	MG/KG
	OD-SO-G08B01-0814	SOIL	N	Lead	17	0.06	0.1	0.2	MG/KG
	OD-SO-G08B01-0814	SOIL	N	Nickel	12	0.1	0.2	0.3	MG/KG
	OD-SO-G08B01-0814	SOIL	N	Selenium	0.23 J	0.1	0.2	0.3	MG/KG
	OD-SO-G08B01-0814	SOIL	N	Silver	0.11	0.03	0.05	0.1	MG/KG
	OD-SO-G08B01-0814	SOIL	N	Thallium	0.16	0.05	0.1	0.15	MG/KG
	OD-SO-G08B01-0814	SOIL	N	Tin	5 U	2	5	10	MG/KG

Table 3. Summary of Analytical Results for Open Detonation Unit Incremental Soil Samples, Kirtland Air Force Base, August 2014

Method	Sample ID	Matrix	QA/QC Type	Analyte	Result*	DL	LOD	LOQ	Units
SW6020									
	OD-SO-G08B01-0814	SOIL	N	Vanadium	25	0.6	1	2	MG/KG
	OD-SO-G08B01-0814	SOIL	N	Zinc	47	0.6	1	2	MG/KG
	OD-SO-G09A01-0814	SOIL	N	Antimony	0.46 J	0.2	0.4	0.6	MG/KG
	OD-SO-G09A01-0814	SOIL	N	Arsenic	4.8	0.15	0.3	0.5	MG/KG
	OD-SO-G09A01-0814	SOIL	N	Barium	120	0.1	0.2	0.3	MG/KG
	OD-SO-G09A01-0814	SOIL	N	Beryllium	0.61	0.02	0.05	0.1	MG/KG
	OD-SO-G09A01-0814	SOIL	N	Cadmium	0.31	0.05	0.1	0.15	MG/KG
	OD-SO-G09A01-0814	SOIL	N	Chromium	14	0.2	0.5	0.6	MG/KG
	OD-SO-G09A01-0814	SOIL	N	Cobalt	5.3	0.1	0.2	0.3	MG/KG
	OD-SO-G09A01-0814	SOIL	N	Copper	18	0.15	0.3	0.5	MG/KG
	OD-SO-G09A01-0814	SOIL	N	Lead	27	0.06	0.1	0.2	MG/KG
	OD-SO-G09A01-0814	SOIL	N	Nickel	11	0.1	0.2	0.3	MG/KG
	OD-SO-G09A01-0814	SOIL	N	Selenium	0.23 J	0.1	0.2	0.3	MG/KG
	OD-SO-G09A01-0814	SOIL	N	Silver	0.13	0.03	0.05	0.1	MG/KG
	OD-SO-G09A01-0814	SOIL	N	Thallium	0.16	0.05	0.1	0.15	MG/KG
	OD-SO-G09A01-0814	SOIL	N	Tin	2.4 J	2	5	10	MG/KG
	OD-SO-G09A01-0814	SOIL	N	Vanadium	25	0.6	1	2	MG/KG
	OD-SO-G09A01-0814	SOIL	N	Zinc	52	0.6	1	2	MG/KG
	OD-SO-G09B02-0814	SOIL	N	Antimony	0.57 J	0.2	0.4	0.6	MG/KG
	OD-SO-G09B02-0814	SOIL	N	Arsenic	4.6	0.15	0.3	0.5	MG/KG
	OD-SO-G09B02-0814	SOIL	N	Barium	120	0.1	0.2	0.3	MG/KG
	OD-SO-G09B02-0814	SOIL	N	Beryllium	0.57	0.02	0.05	0.1	MG/KG
	OD-SO-G09B02-0814	SOIL	N	Cadmium	0.32	0.05	0.1	0.15	MG/KG

Table 3. Summary of Analytical Results for Open Detonation Unit Incremental Soil Samples, Kirtland Air Force Base, August 2014

Method	Sample ID	Matrix	QA/QC Type	Analyte	Result*	DL	LOD	LOQ	Units
SW6020									
	OD-SO-G09B02-0814	SOIL	N	Chromium	13	0.2	0.5	0.6	MG/KG
	OD-SO-G09B02-0814	SOIL	N	Cobalt	5	0.1	0.2	0.3	MG/KG
	OD-SO-G09B02-0814	SOIL	N	Copper	17	0.15	0.3	0.5	MG/KG
	OD-SO-G09B02-0814	SOIL	N	Lead	25	0.06	0.1	0.2	MG/KG
	OD-SO-G09B02-0814	SOIL	N	Nickel	10	0.1	0.2	0.3	MG/KG
	OD-SO-G09B02-0814	SOIL	N	Selenium	0.22 J	0.1	0.2	0.3	MG/KG
	OD-SO-G09B02-0814	SOIL	N	Silver	0.13	0.03	0.05	0.1	MG/KG
	OD-SO-G09B02-0814	SOIL	N	Thallium	0.15	0.05	0.1	0.15	MG/KG
	OD-SO-G09B02-0814	SOIL	N	Tin	5 U	2	5	10	MG/KG
	OD-SO-G09B02-0814	SOIL	N	Vanadium	24	0.6	1	2	MG/KG
	OD-SO-G09B02-0814	SOIL	N	Zinc	47	0.6	1	2	MG/KG
	OD-SO-G10B02-0814	SOIL	N	Antimony	0.38 J	0.2	0.4	0.6	MG/KG
	OD-SO-G10B02-0814	SOIL	N	Arsenic	5.7	0.15	0.3	0.5	MG/KG
	OD-SO-G10B02-0814	SOIL	N	Barium	120	0.1	0.2	0.3	MG/KG
	OD-SO-G10B02-0814	SOIL	N	Beryllium	0.62	0.02	0.05	0.1	MG/KG
	OD-SO-G10B02-0814	SOIL	N	Cadmium	0.26	0.05	0.1	0.15	MG/KG
	OD-SO-G10B02-0814	SOIL	N	Chromium	14	0.2	0.5	0.6	MG/KG
	OD-SO-G10B02-0814	SOIL	N	Cobalt	5.4	0.1	0.2	0.3	MG/KG
	OD-SO-G10B02-0814	SOIL	N	Copper	17	0.15	0.3	0.5	MG/KG
	OD-SO-G10B02-0814	SOIL	N	Lead	27	0.06	0.1	0.2	MG/KG
	OD-SO-G10B02-0814	SOIL	N	Nickel	11	0.1	0.2	0.3	MG/KG
	OD-SO-G10B02-0814	SOIL	N	Selenium	0.2 J	0.1	0.2	0.3	MG/KG
	OD-SO-G10B02-0814	SOIL	N	Silver	0.099 J	0.03	0.05	0.1	MG/KG

Table 3. Summary of Analytical Results for Open Detonation Unit Incremental Soil Samples, Kirtland Air Force Base, August 2014

Method	Sample ID	Matrix	QA/QC Type	Analyte	Result*	DL	LOD	LOQ	Units
SW6020									
	OD-SO-G10B02-0814	SOIL	N	Thallium	0.16	0.05	0.1	0.15	MG/KG
	OD-SO-G10B02-0814	SOIL	N	Tin	5 U	2	5	10	MG/KG
	OD-SO-G10B02-0814	SOIL	N	Vanadium	27	0.6	1	2	MG/KG
	OD-SO-G10B02-0814	SOIL	N	Zinc	46	0.6	1	2	MG/KG
	OD-SO-H07B02-0814	SOIL	N	Antimony	0.29 J	0.2	0.4	0.6	MG/KG
	OD-SO-H07B02-0814	SOIL	N	Arsenic	5.5	0.15	0.3	0.5	MG/KG
	OD-SO-H07B02-0814	SOIL	N	Barium	120	0.099	0.2	0.3	MG/KG
	OD-SO-H07B02-0814	SOIL	N	Beryllium	0.67	0.02	0.05	0.099	MG/KG
	OD-SO-H07B02-0814	SOIL	N	Cadmium	0.17	0.05	0.099	0.15	MG/KG
	OD-SO-H07B02-0814	SOIL	N	Chromium	15	0.2	0.5	0.6	MG/KG
	OD-SO-H07B02-0814	SOIL	N	Cobalt	5.9	0.099	0.2	0.3	MG/KG
	OD-SO-H07B02-0814	SOIL	N	Copper	14	0.15	0.3	0.5	MG/KG
	OD-SO-H07B02-0814	SOIL	N	Lead	15	0.06	0.099	0.2	MG/KG
	OD-SO-H07B02-0814	SOIL	N	Nickel	12	0.099	0.2	0.3	MG/KG
	OD-SO-H07B02-0814	SOIL	N	Selenium	0.25 J	0.099	0.2	0.3	MG/KG
	OD-SO-H07B02-0814	SOIL	N	Silver	0.068 J	0.03	0.05	0.099	MG/KG
	OD-SO-H07B02-0814	SOIL	N	Thallium	0.18	0.05	0.099	0.15	MG/KG
	OD-SO-H07B02-0814	SOIL	N	Tin	5 U	2	5	9.9	MG/KG
	OD-SO-H07B02-0814	SOIL	N	Vanadium	28	0.6	0.99	2	MG/KG
	OD-SO-H07B02-0814	SOIL	N	Zinc	45	0.6	0.99	2	MG/KG
	OD-SO-H08A02-0814	SOIL	N	Antimony	0.55 J	0.2	0.4	0.6	MG/KG
	OD-SO-H08A02-0814	SOIL	N	Arsenic	8	0.15	0.3	0.5	MG/KG
	OD-SO-H08A02-0814	SOIL	N	Barium	130	0.1	0.2	0.3	MG/KG

Table 3. Summary of Analytical Results for Open Detonation Unit Incremental Soil Samples, Kirtland Air Force Base, August 2014

Method	Sample ID	Matrix	QA/QC Type	Analyte	Result*	DL	LOD	LOQ	Units
SW6020									
	OD-SO-H08A02-0814	SOIL	N	Beryllium	0.58	0.02	0.05	0.1	MG/KG
	OD-SO-H08A02-0814	SOIL	N	Cadmium	0.37	0.05	0.1	0.15	MG/KG
	OD-SO-H08A02-0814	SOIL	N	Chromium	13	0.2	0.5	0.6	MG/KG
	OD-SO-H08A02-0814	SOIL	N	Cobalt	5.1	0.1	0.2	0.3	MG/KG
	OD-SO-H08A02-0814	SOIL	N	Copper	17	0.15	0.3	0.5	MG/KG
	OD-SO-H08A02-0814	SOIL	N	Lead	47	0.06	0.1	0.2	MG/KG
	OD-SO-H08A02-0814	SOIL	N	Nickel	10	0.1	0.2	0.3	MG/KG
	OD-SO-H08A02-0814	SOIL	N	Selenium	0.23 J	0.1	0.2	0.3	MG/KG
	OD-SO-H08A02-0814	SOIL	N	Silver	0.2	0.03	0.05	0.1	MG/KG
	OD-SO-H08A02-0814	SOIL	N	Thallium	0.33	0.05	0.1	0.15	MG/KG
	OD-SO-H08A02-0814	SOIL	N	Tin	2 J	2	5	10	MG/KG
	OD-SO-H08A02-0814	SOIL	N	Vanadium	25	0.6	1	2	MG/KG
	OD-SO-H08A02-0814	SOIL	N	Zinc	49	0.6	1	2	MG/KG
	OD-SO-H08A02-D14	SOIL	N	Antimony	0.66	0.2	0.4	0.6	MG/KG
	OD-SO-H08A02-D14	SOIL	N	Arsenic	6.5	0.15	0.3	0.5	MG/KG
	OD-SO-H08A02-D14	SOIL	N	Barium	120	0.1	0.2	0.3	MG/KG
	OD-SO-H08A02-D14	SOIL	N	Beryllium	0.54	0.02	0.05	0.1	MG/KG
	OD-SO-H08A02-D14	SOIL	N	Cadmium	0.48	0.05	0.1	0.15	MG/KG
	OD-SO-H08A02-D14	SOIL	N	Chromium	15	0.2	0.5	0.6	MG/KG
	OD-SO-H08A02-D14	SOIL	N	Cobalt	5.4	0.1	0.2	0.3	MG/KG
	OD-SO-H08A02-D14	SOIL	N	Copper	19	0.15	0.3	0.5	MG/KG
	OD-SO-H08A02-D14	SOIL	N	Lead	39	0.06	0.1	0.2	MG/KG
	OD-SO-H08A02-D14	SOIL	N	Nickel	12	0.1	0.2	0.3	MG/KG

Table 3. Summary of Analytical Results for Open Detonation Unit Incremental Soil Samples, Kirtland Air Force Base, August 2014

Method	Sample ID	Matrix	QA/QC Type	Analyte	Result*	DL	LOD	LOQ	Units
SW6020									
	OD-SO-H08A02-D14	SOIL	N	Selenium	0.22 J	0.1	0.2	0.3	MG/KG
	OD-SO-H08A02-D14	SOIL	N	Silver	0.21	0.03	0.05	0.1	MG/KG
	OD-SO-H08A02-D14	SOIL	N	Thallium	0.15	0.05	0.1	0.15	MG/KG
	OD-SO-H08A02-D14	SOIL	N	Tin	2.4 J	2	5	10	MG/KG
	OD-SO-H08A02-D14	SOIL	N	Vanadium	24	0.6	1	2	MG/KG
	OD-SO-H08A02-D14	SOIL	N	Zinc	53	0.6	1	2	MG/KG
	OD-SO-H08A02-T14	SOIL	N	Antimony	0.85	0.2	0.39	0.59	MG/KG
	OD-SO-H08A02-T14	SOIL	N	Arsenic	7.3	0.15	0.3	0.49	MG/KG
	OD-SO-H08A02-T14	SOIL	N	Barium	130	0.099	0.2	0.3	MG/KG
	OD-SO-H08A02-T14	SOIL	N	Beryllium	0.58	0.02	0.049	0.099	MG/KG
	OD-SO-H08A02-T14	SOIL	N	Cadmium	0.36	0.049	0.099	0.15	MG/KG
	OD-SO-H08A02-T14	SOIL	N	Chromium	13	0.2	0.49	0.59	MG/KG
	OD-SO-H08A02-T14	SOIL	N	Cobalt	5.2	0.099	0.2	0.3	MG/KG
	OD-SO-H08A02-T14	SOIL	N	Copper	19	0.15	0.3	0.49	MG/KG
	OD-SO-H08A02-T14	SOIL	N	Lead	51	0.059	0.099	0.2	MG/KG
	OD-SO-H08A02-T14	SOIL	N	Nickel	11	0.099	0.2	0.3	MG/KG
	OD-SO-H08A02-T14	SOIL	N	Selenium	0.23 J	0.099	0.2	0.3	MG/KG
	OD-SO-H08A02-T14	SOIL	N	Silver	0.18	0.03	0.049	0.099	MG/KG
	OD-SO-H08A02-T14	SOIL	N	Thallium	0.16	0.049	0.099	0.15	MG/KG
	OD-SO-H08A02-T14	SOIL	N	Tin	2 J	2	4.9	9.9	MG/KG
	OD-SO-H08A02-T14	SOIL	N	Vanadium	25	0.59	0.99	2	MG/KG
	OD-SO-H08A02-T14	SOIL	N	Zinc	53	0.59	0.99	2	MG/KG
	OD-SO-H09B01-0814	SOIL	N	Antimony	0.61	0.2	0.39	0.59	MG/KG

Table 3. Summary of Analytical Results for Open Detonation Unit Incremental Soil Samples, Kirtland Air Force Base, August 2014

Method	Sample ID	Matrix	QA/QC Type	Analyte	Result*	DL	LOD	LOQ	Units
SW6020									
	OD-SO-H09B01-0814	SOIL	N	Arsenic	6.2	0.15	0.29	0.49	MG/KG
	OD-SO-H09B01-0814	SOIL	N	Barium	170	0.098	0.2	0.29	MG/KG
	OD-SO-H09B01-0814	SOIL	N	Beryllium	0.62	0.02	0.049	0.098	MG/KG
	OD-SO-H09B01-0814	SOIL	N	Cadmium	0.32	0.049	0.098	0.15	MG/KG
	OD-SO-H09B01-0814	SOIL	N	Chromium	15	0.2	0.49	0.59	MG/KG
	OD-SO-H09B01-0814	SOIL	N	Cobalt	5.8	0.098	0.2	0.29	MG/KG
	OD-SO-H09B01-0814	SOIL	N	Copper	25	0.15	0.29	0.49	MG/KG
	OD-SO-H09B01-0814	SOIL	N	Lead	29	0.059	0.098	0.2	MG/KG
	OD-SO-H09B01-0814	SOIL	N	Nickel	12	0.098	0.2	0.29	MG/KG
	OD-SO-H09B01-0814	SOIL	N	Selenium	0.25 J	0.098	0.2	0.29	MG/KG
	OD-SO-H09B01-0814	SOIL	N	Silver	0.15	0.029	0.049	0.098	MG/KG
	OD-SO-H09B01-0814	SOIL	N	Thallium	0.17	0.049	0.098	0.15	MG/KG
	OD-SO-H09B01-0814	SOIL	N	Tin	2 J	2	4.9	9.8	MG/KG
	OD-SO-H09B01-0814	SOIL	N	Vanadium	29	0.59	0.98	2	MG/KG
	OD-SO-H09B01-0814	SOIL	N	Zinc	71	0.59	0.98	2	MG/KG
	OD-SO-H10B01-0814	SOIL	N	Antimony	0.55 J	0.2	0.4	0.6	MG/KG
	OD-SO-H10B01-0814	SOIL	N	Arsenic	6.9	0.15	0.3	0.5	MG/KG
	OD-SO-H10B01-0814	SOIL	N	Barium	150	0.1	0.2	0.3	MG/KG
	OD-SO-H10B01-0814	SOIL	N	Beryllium	0.64	0.02	0.05	0.1	MG/KG
	OD-SO-H10B01-0814	SOIL	N	Cadmium	0.31	0.05	0.1	0.15	MG/KG
	OD-SO-H10B01-0814	SOIL	N	Chromium	14	0.2	0.5	0.6	MG/KG
	OD-SO-H10B01-0814	SOIL	N	Cobalt	5.7	0.1	0.2	0.3	MG/KG
	OD-SO-H10B01-0814	SOIL	N	Copper	22	0.15	0.3	0.5	MG/KG

Table 3. Summary of Analytical Results for Open Detonation Unit Incremental Soil Samples, Kirtland Air Force Base, August 2014

Method	Sample ID	Matrix	QA/QC Type	Analyte	Result*	DL	LOD	LOQ	Units
SW6020									
	OD-SO-H10B01-0814	SOIL	N	Lead	36	0.06	0.1	0.2	MG/KG
	OD-SO-H10B01-0814	SOIL	N	Nickel	12	0.1	0.2	0.3	MG/KG
	OD-SO-H10B01-0814	SOIL	N	Selenium	0.27 J	0.1	0.2	0.3	MG/KG
	OD-SO-H10B01-0814	SOIL	N	Silver	0.16	0.03	0.05	0.1	MG/KG
	OD-SO-H10B01-0814	SOIL	N	Thallium	0.17	0.05	0.1	0.15	MG/KG
	OD-SO-H10B01-0814	SOIL	N	Tin	2 J	2	5	10	MG/KG
	OD-SO-H10B01-0814	SOIL	N	Vanadium	28	0.6	1	2	MG/KG
	OD-SO-H10B01-0814	SOIL	N	Zinc	62	0.6	1	2	MG/KG
	OD-SO-H10B01-D14	SOIL	N	Antimony	0.38 J	0.2	0.39	0.59	MG/KG
	OD-SO-H10B01-D14	SOIL	N	Arsenic	5.3	0.15	0.29	0.49	MG/KG
	OD-SO-H10B01-D14	SOIL	N	Barium	150	0.098	0.2	0.29	MG/KG
	OD-SO-H10B01-D14	SOIL	N	Beryllium	0.62	0.02	0.049	0.098	MG/KG
	OD-SO-H10B01-D14	SOIL	N	Cadmium	0.33	0.049	0.098	0.15	MG/KG
	OD-SO-H10B01-D14	SOIL	N	Chromium	14	0.2	0.49	0.59	MG/KG
	OD-SO-H10B01-D14	SOIL	N	Cobalt	5.5	0.098	0.2	0.29	MG/KG
	OD-SO-H10B01-D14	SOIL	N	Copper	21	0.15	0.29	0.49	MG/KG
	OD-SO-H10B01-D14	SOIL	N	Lead	28	0.059	0.098	0.2	MG/KG
	OD-SO-H10B01-D14	SOIL	N	Nickel	11	0.098	0.2	0.29	MG/KG
	OD-SO-H10B01-D14	SOIL	N	Selenium	0.24 J	0.098	0.2	0.29	MG/KG
	OD-SO-H10B01-D14	SOIL	N	Silver	0.18	0.029	0.049	0.098	MG/KG
	OD-SO-H10B01-D14	SOIL	N	Thallium	0.17	0.049	0.098	0.15	MG/KG
	OD-SO-H10B01-D14	SOIL	N	Tin	4.9 U	2	4.9	9.8	MG/KG
	OD-SO-H10B01-D14	SOIL	N	Vanadium	27	0.59	0.98	2	MG/KG

Table 3. Summary of Analytical Results for Open Detonation Unit Incremental Soil Samples, Kirtland Air Force Base, August 2014

Method	Sample ID	Matrix	QA/QC Type	Analyte	Result*	DL	LOD	LOQ	Units
SW6020									
	OD-SO-H10B01-D14	SOIL	N	Zinc	62	0.59	0.98	2	MG/KG
	OD-SO-H10B01-T14	SOIL	N	Antimony	0.49 J	0.2	0.4	0.59	MG/KG
	OD-SO-H10B01-T14	SOIL	N	Arsenic	5	0.15	0.3	0.5	MG/KG
	OD-SO-H10B01-T14	SOIL	N	Barium	140	0.099	0.2	0.3	MG/KG
	OD-SO-H10B01-T14	SOIL	N	Beryllium	0.59	0.02	0.05	0.099	MG/KG
	OD-SO-H10B01-T14	SOIL	N	Cadmium	0.33	0.05	0.099	0.15	MG/KG
	OD-SO-H10B01-T14	SOIL	N	Chromium	13	0.2	0.5	0.59	MG/KG
	OD-SO-H10B01-T14	SOIL	N	Cobalt	5.3	0.099	0.2	0.3	MG/KG
	OD-SO-H10B01-T14	SOIL	N	Copper	36	0.15	0.3	0.5	MG/KG
	OD-SO-H10B01-T14	SOIL	N	Lead	33	0.059	0.099	0.2	MG/KG
	OD-SO-H10B01-T14	SOIL	N	Nickel	11	0.099	0.2	0.3	MG/KG
	OD-SO-H10B01-T14	SOIL	N	Selenium	0.25 J	0.099	0.2	0.3	MG/KG
	OD-SO-H10B01-T14	SOIL	N	Silver	0.14	0.03	0.05	0.099	MG/KG
	OD-SO-H10B01-T14	SOIL	N	Thallium	0.16	0.05	0.099	0.15	MG/KG
	OD-SO-H10B01-T14	SOIL	N	Tin	5 U	2	5	9.9	MG/KG
	OD-SO-H10B01-T14	SOIL	N	Vanadium	26	0.59	0.99	2	MG/KG
	OD-SO-H10B01-T14	SOIL	N	Zinc	75	0.59	0.99	2	MG/KG
	OD-SO-H10B02-0814	SOIL	N	Antimony	0.33 J	0.2	0.4	0.6	MG/KG
	OD-SO-H10B02-0814	SOIL	N	Arsenic	5.3	0.15	0.3	0.5	MG/KG
	OD-SO-H10B02-0814	SOIL	N	Barium	120	0.1	0.2	0.3	MG/KG
	OD-SO-H10B02-0814	SOIL	N	Beryllium	0.66	0.02	0.05	0.1	MG/KG
	OD-SO-H10B02-0814	SOIL	N	Cadmium	0.27	0.05	0.1	0.15	MG/KG
	OD-SO-H10B02-0814	SOIL	N	Chromium	14	0.2	0.5	0.6	MG/KG

Table 3. Summary of Analytical Results for Open Detonation Unit Incremental Soil Samples, Kirtland Air Force Base, August 2014

Method	Sample ID	Matrix	QA/QC Type	Analyte	Result*	DL	LOD	LOQ	Units
SW6020									
	OD-SO-H10B02-0814	SOIL	N	Cobalt	5.7	0.1	0.2	0.3	MG/KG
	OD-SO-H10B02-0814	SOIL	N	Copper	25	0.15	0.3	0.5	MG/KG
	OD-SO-H10B02-0814	SOIL	N	Lead	29	0.06	0.1	0.2	MG/KG
	OD-SO-H10B02-0814	SOIL	N	Nickel	12	0.1	0.2	0.3	MG/KG
	OD-SO-H10B02-0814	SOIL	N	Selenium	0.27 J	0.1	0.2	0.3	MG/KG
	OD-SO-H10B02-0814	SOIL	N	Silver	0.11	0.03	0.05	0.1	MG/KG
	OD-SO-H10B02-0814	SOIL	N	Thallium	0.17	0.05	0.1	0.15	MG/KG
	OD-SO-H10B02-0814	SOIL	N	Tin	5 U	2	5	10	MG/KG
	OD-SO-H10B02-0814	SOIL	N	Vanadium	28	0.6	1	2	MG/KG
	OD-SO-H10B02-0814	SOIL	N	Zinc	48	0.6	1	2	MG/KG
	OD-SO-H11B01-0814	SOIL	N	Antimony	0.32 J	0.2	0.4	0.6	MG/KG
	OD-SO-H11B01-0814	SOIL	N	Arsenic	5.6	0.15	0.3	0.5	MG/KG
	OD-SO-H11B01-0814	SOIL	N	Barium	130	0.1	0.2	0.3	MG/KG
	OD-SO-H11B01-0814	SOIL	N	Beryllium	0.7	0.02	0.05	0.1	MG/KG
	OD-SO-H11B01-0814	SOIL	N	Cadmium	0.65	0.05	0.1	0.15	MG/KG
	OD-SO-H11B01-0814	SOIL	N	Chromium	15 J	0.2	0.5	0.6	MG/KG
	OD-SO-H11B01-0814	SOIL	N	Cobalt	5.9	0.1	0.2	0.3	MG/KG
	OD-SO-H11B01-0814	SOIL	N	Copper	17	0.15	0.3	0.5	MG/KG
	OD-SO-H11B01-0814	SOIL	N	Lead	19 J	0.06	0.1	0.2	MG/KG
	OD-SO-H11B01-0814	SOIL	N	Nickel	91	0.1	0.2	0.3	MG/KG
	OD-SO-H11B01-0814	SOIL	N	Selenium	0.25 J	0.1	0.2	0.3	MG/KG
	OD-SO-H11B01-0814	SOIL	N	Silver	0.097 J	0.03	0.05	0.1	MG/KG
	OD-SO-H11B01-0814	SOIL	N	Thallium	0.18	0.05	0.1	0.15	MG/KG

Table 3. Summary of Analytical Results for Open Detonation Unit Incremental Soil Samples, Kirtland Air Force Base, August 2014

Method	Sample ID	Matrix	QA/QC Type	Analyte	Result*	DL	LOD	LOQ	Units
SW6020									
	OD-SO-H11B01-0814	SOIL	N	Tin	2.5 J	2	5	10	MG/KG
	OD-SO-H11B01-0814	SOIL	N	Vanadium	29	0.6	1	2	MG/KG
	OD-SO-H11B01-0814	SOIL	N	Zinc	51 J	0.6	1	2	MG/KG
	OD-SO-H13B02-0814	SOIL	N	Antimony	0.4 U	0.2	0.4	0.6	MG/KG
	OD-SO-H13B02-0814	SOIL	N	Arsenic	4.6	0.15	0.3	0.5	MG/KG
	OD-SO-H13B02-0814	SOIL	N	Barium	120	0.1	0.2	0.3	MG/KG
	OD-SO-H13B02-0814	SOIL	N	Beryllium	0.61	0.02	0.05	0.1	MG/KG
	OD-SO-H13B02-0814	SOIL	N	Cadmium	0.22	0.05	0.1	0.15	MG/KG
	OD-SO-H13B02-0814	SOIL	N	Chromium	12	0.2	0.5	0.6	MG/KG
	OD-SO-H13B02-0814	SOIL	N	Cobalt	5.2	0.1	0.2	0.3	MG/KG
	OD-SO-H13B02-0814	SOIL	N	Copper	11	0.15	0.3	0.5	MG/KG
	OD-SO-H13B02-0814	SOIL	N	Lead	15	0.06	0.1	0.2	MG/KG
	OD-SO-H13B02-0814	SOIL	N	Nickel	10	0.1	0.2	0.3	MG/KG
	OD-SO-H13B02-0814	SOIL	N	Selenium	0.22 J	0.1	0.2	0.3	MG/KG
	OD-SO-H13B02-0814	SOIL	N	Silver	0.046 J	0.03	0.05	0.1	MG/KG
	OD-SO-H13B02-0814	SOIL	N	Thallium	0.15	0.05	0.1	0.15	MG/KG
	OD-SO-H13B02-0814	SOIL	N	Tin	5 U	2	5	10	MG/KG
	OD-SO-H13B02-0814	SOIL	N	Vanadium	24	0.6	1	2	MG/KG
	OD-SO-H13B02-0814	SOIL	N	Zinc	37	0.6	1	2	MG/KG
	OD-SO-H14A01-0814	SOIL	N	Antimony	0.4 UJ	0.2	0.4	0.6	MG/KG
	OD-SO-H14A01-0814	SOIL	N	Arsenic	4.7	0.15	0.3	0.5	MG/KG
	OD-SO-H14A01-0814	SOIL	N	Barium	160	0.1	0.2	0.3	MG/KG
	OD-SO-H14A01-0814	SOIL	N	Beryllium	0.65	0.02	0.05	0.1	MG/KG

Table 3. Summary of Analytical Results for Open Detonation Unit Incremental Soil Samples, Kirtland Air Force Base, August 2014

Method	Sample ID	Matrix	QA/QC Type	Analyte	Result*	DL	LOD	LOQ	Units
SW6020									
	OD-SO-H14A01-0814	SOIL	N	Cadmium	0.15	0.05	0.1	0.15	MG/KG
	OD-SO-H14A01-0814	SOIL	N	Chromium	13	0.2	0.5	0.6	MG/KG
	OD-SO-H14A01-0814	SOIL	N	Cobalt	5.4	0.1	0.2	0.3	MG/KG
	OD-SO-H14A01-0814	SOIL	N	Copper	10	0.15	0.3	0.5	MG/KG
	OD-SO-H14A01-0814	SOIL	N	Lead	11	0.06	0.1	0.2	MG/KG
	OD-SO-H14A01-0814	SOIL	N	Nickel	10	0.1	0.2	0.3	MG/KG
	OD-SO-H14A01-0814	SOIL	N	Selenium	0.23 J	0.1	0.2	0.3	MG/KG
	OD-SO-H14A01-0814	SOIL	N	Silver	0.042 J	0.03	0.05	0.1	MG/KG
	OD-SO-H14A01-0814	SOIL	N	Thallium	0.15	0.05	0.1	0.15	MG/KG
	OD-SO-H14A01-0814	SOIL	N	Tin	2 J	2	5	10	MG/KG
	OD-SO-H14A01-0814	SOIL	N	Vanadium	27	0.6	1	2	MG/KG
	OD-SO-H14A01-0814	SOIL	N	Zinc	36	0.6	1	2	MG/KG
	OD-SO-H14B02-0814	SOIL	N	Antimony	0.41 J	0.1	0.2	0.3	MG/KG
	OD-SO-H14B02-0814	SOIL	N	Arsenic	4.5 J	0.075	0.15	0.25	MG/KG
	OD-SO-H14B02-0814	SOIL	N	Barium	140	0.05	0.1	0.15	MG/KG
	OD-SO-H14B02-0814	SOIL	N	Beryllium	0.75	0.01	0.025	0.05	MG/KG
	OD-SO-H14B02-0814	SOIL	N	Cadmium	0.47	0.025	0.05	0.075	MG/KG
	OD-SO-H14B02-0814	SOIL	N	Chromium	18 J	0.1	0.25	0.3	MG/KG
	OD-SO-H14B02-0814	SOIL	N	Cobalt	5.6	0.05	0.1	0.15	MG/KG
	OD-SO-H14B02-0814	SOIL	N	Copper	14 J	0.37	0.75	1.2	MG/KG
	OD-SO-H14B02-0814	SOIL	N	Lead	14 J	0.03	0.05	0.1	MG/KG
	OD-SO-H14B02-0814	SOIL	N	Nickel	11	0.05	0.1	0.15	MG/KG
	OD-SO-H14B02-0814	SOIL	N	Selenium	0.59 J	0.05	0.1	0.15	MG/KG

Table 3. Summary of Analytical Results for Open Detonation Unit Incremental Soil Samples, Kirtland Air Force Base, August 2014

Method	Sample ID	Matrix	QA/QC Type	Analyte	Result*	DL	LOD	LOQ	Units
SW6020									
	OD-SO-H14B02-0814	SOIL	N	Silver	0.1 J	0.015	0.025	0.05	MG/KG
	OD-SO-H14B02-0814	SOIL	N	Thallium	0.2	0.025	0.05	0.075	MG/KG
	OD-SO-H14B02-0814	SOIL	N	Tin	2.3 J	1	2.5	5	MG/KG
	OD-SO-H14B02-0814	SOIL	N	Vanadium	38 J	0.3	0.5	1	MG/KG
	OD-SO-H14B02-0814	SOIL	N	Zinc	74	1.5	2.5	5	MG/KG
	OD-SO-H15A01-0814	SOIL	N	Antimony	0.38	0.1	0.2	0.3	MG/KG
	OD-SO-H15A01-0814	SOIL	N	Arsenic	4	0.075	0.15	0.25	MG/KG
	OD-SO-H15A01-0814	SOIL	N	Barium	130	0.05	0.1	0.15	MG/KG
	OD-SO-H15A01-0814	SOIL	N	Beryllium	0.68	0.01	0.025	0.05	MG/KG
	OD-SO-H15A01-0814	SOIL	N	Cadmium	0.5	0.025	0.05	0.075	MG/KG
	OD-SO-H15A01-0814	SOIL	N	Chromium	16	0.1	0.25	0.3	MG/KG
	OD-SO-H15A01-0814	SOIL	N	Cobalt	5.7	0.05	0.1	0.15	MG/KG
	OD-SO-H15A01-0814	SOIL	N	Copper	33	0.075	0.15	0.25	MG/KG
	OD-SO-H15A01-0814	SOIL	N	Lead	12	0.03	0.05	0.1	MG/KG
	OD-SO-H15A01-0814	SOIL	N	Nickel	11	0.05	0.1	0.15	MG/KG
	OD-SO-H15A01-0814	SOIL	N	Selenium	0.52	0.05	0.1	0.15	MG/KG
	OD-SO-H15A01-0814	SOIL	N	Silver	0.1	0.015	0.025	0.05	MG/KG
	OD-SO-H15A01-0814	SOIL	N	Thallium	0.18	0.025	0.05	0.075	MG/KG
	OD-SO-H15A01-0814	SOIL	N	Tin	1.7 J	1	2.5	5	MG/KG
	OD-SO-H15A01-0814	SOIL	N	Vanadium	35	0.3	0.5	1	MG/KG
	OD-SO-H15A01-0814	SOIL	N	Zinc	34	0.3	0.5	1	MG/KG
	OD-SO-H15B02-0814	SOIL	N	Antimony	0.29 J	0.099	0.2	0.3	MG/KG
	OD-SO-H15B02-0814	SOIL	N	Arsenic	4.3	0.074	0.15	0.25	MG/KG

Table 3. Summary of Analytical Results for Open Detonation Unit Incremental Soil Samples, Kirtland Air Force Base, August 2014

Method	Sample ID	Matrix	QA/QC Type	Analyte	Result*	DL	LOD	LOQ	Units
SW6020									
	OD-SO-H15B02-0814	SOIL	N	Barium	130	0.049	0.099	0.15	MG/KG
	OD-SO-H15B02-0814	SOIL	N	Beryllium	0.61	0.0099	0.025	0.049	MG/KG
	OD-SO-H15B02-0814	SOIL	N	Cadmium	0.51	0.025	0.049	0.074	MG/KG
	OD-SO-H15B02-0814	SOIL	N	Chromium	15	0.099	0.25	0.3	MG/KG
	OD-SO-H15B02-0814	SOIL	N	Cobalt	5.7	0.049	0.099	0.15	MG/KG
	OD-SO-H15B02-0814	SOIL	N	Copper	9.3	0.074	0.15	0.25	MG/KG
	OD-SO-H15B02-0814	SOIL	N	Lead	11	0.03	0.049	0.099	MG/KG
	OD-SO-H15B02-0814	SOIL	N	Nickel	12	0.049	0.099	0.15	MG/KG
	OD-SO-H15B02-0814	SOIL	N	Selenium	0.54	0.049	0.099	0.15	MG/KG
	OD-SO-H15B02-0814	SOIL	N	Silver	0.087	0.015	0.025	0.049	MG/KG
	OD-SO-H15B02-0814	SOIL	N	Thallium	0.18	0.025	0.049	0.074	MG/KG
	OD-SO-H15B02-0814	SOIL	N	Tin	1.5 J	0.99	2.5	4.9	MG/KG
	OD-SO-H15B02-0814	SOIL	N	Vanadium	32	0.3	0.49	0.99	MG/KG
	OD-SO-H15B02-0814	SOIL	N	Zinc	35	0.3	0.49	0.99	MG/KG
	OD-SO-J07B01-0814	SOIL	N	Antimony	0.25 J	0.2	0.4	0.6	MG/KG
	OD-SO-J07B01-0814	SOIL	N	Arsenic	4.9	0.15	0.3	0.5	MG/KG
	OD-SO-J07B01-0814	SOIL	N	Barium	110	0.1	0.2	0.3	MG/KG
	OD-SO-J07B01-0814	SOIL	N	Beryllium	0.6	0.02	0.05	0.1	MG/KG
	OD-SO-J07B01-0814	SOIL	N	Cadmium	0.46	0.05	0.1	0.15	MG/KG
	OD-SO-J07B01-0814	SOIL	N	Chromium	13	0.2	0.5	0.6	MG/KG
	OD-SO-J07B01-0814	SOIL	N	Cobalt	5.3	0.1	0.2	0.3	MG/KG
	OD-SO-J07B01-0814	SOIL	N	Copper	14	0.15	0.3	0.5	MG/KG
	OD-SO-J07B01-0814	SOIL	N	Lead	22	0.06	0.1	0.2	MG/KG

Table 3. Summary of Analytical Results for Open Detonation Unit Incremental Soil Samples, Kirtland Air Force Base, August 2014

Method	Sample ID	Matrix	QA/QC Type	Analyte	Result*	DL	LOD	LOQ	Units
SW6020									
	OD-SO-J07B01-0814	SOIL	N	Nickel	10	0.1	0.2	0.3	MG/KG
	OD-SO-J07B01-0814	SOIL	N	Selenium	0.24 J	0.1	0.2	0.3	MG/KG
	OD-SO-J07B01-0814	SOIL	N	Silver	0.075 J	0.03	0.05	0.1	MG/KG
	OD-SO-J07B01-0814	SOIL	N	Thallium	0.17	0.05	0.1	0.15	MG/KG
	OD-SO-J07B01-0814	SOIL	N	Tin	5 U	2	5	10	MG/KG
	OD-SO-J07B01-0814	SOIL	N	Vanadium	24	0.6	1	2	MG/KG
	OD-SO-J07B01-0814	SOIL	N	Zinc	45	0.6	1	2	MG/KG
	OD-SO-J08A02-0814	SOIL	N	Antimony	0.47 J	0.2	0.4	0.6	MG/KG
	OD-SO-J08A02-0814	SOIL	N	Arsenic	5.3	0.15	0.3	0.5	MG/KG
	OD-SO-J08A02-0814	SOIL	N	Barium	150	0.1	0.2	0.3	MG/KG
	OD-SO-J08A02-0814	SOIL	N	Beryllium	0.58	0.02	0.05	0.1	MG/KG
	OD-SO-J08A02-0814	SOIL	N	Cadmium	0.38	0.05	0.1	0.15	MG/KG
	OD-SO-J08A02-0814	SOIL	N	Chromium	15	0.2	0.5	0.6	MG/KG
	OD-SO-J08A02-0814	SOIL	N	Cobalt	5.2	0.1	0.2	0.3	MG/KG
	OD-SO-J08A02-0814	SOIL	N	Copper	31	0.15	0.3	0.5	MG/KG
	OD-SO-J08A02-0814	SOIL	N	Lead	29	0.06	0.1	0.2	MG/KG
	OD-SO-J08A02-0814	SOIL	N	Nickel	11	0.1	0.2	0.3	MG/KG
	OD-SO-J08A02-0814	SOIL	N	Selenium	0.23 J	0.1	0.2	0.3	MG/KG
	OD-SO-J08A02-0814	SOIL	N	Silver	0.27	0.03	0.05	0.1	MG/KG
	OD-SO-J08A02-0814	SOIL	N	Thallium	0.16	0.05	0.1	0.15	MG/KG
	OD-SO-J08A02-0814	SOIL	N	Tin	2 J	2	5	10	MG/KG
	OD-SO-J08A02-0814	SOIL	N	Vanadium	26	0.6	1	2	MG/KG
	OD-SO-J08A02-0814	SOIL	N	Zinc	59	0.6	1	2	MG/KG

Table 3. Summary of Analytical Results for Open Detonation Unit Incremental Soil Samples, Kirtland Air Force Base, August 2014

Method	Sample ID	Matrix	QA/QC Type	Analyte	Result*	DL	LOD	LOQ	Units
SW6020									
	OD-SO-J08B01-0814	SOIL	N	Antimony	0.37 J	0.2	0.4	0.59	MG/KG
	OD-SO-J08B01-0814	SOIL	N	Arsenic	4.8	0.15	0.3	0.5	MG/KG
	OD-SO-J08B01-0814	SOIL	N	Barium	120	0.099	0.2	0.3	MG/KG
	OD-SO-J08B01-0814	SOIL	N	Beryllium	0.57	0.02	0.05	0.099	MG/KG
	OD-SO-J08B01-0814	SOIL	N	Cadmium	0.3	0.05	0.099	0.15	MG/KG
	OD-SO-J08B01-0814	SOIL	N	Chromium	17	0.2	0.5	0.59	MG/KG
	OD-SO-J08B01-0814	SOIL	N	Cobalt	5.5	0.099	0.2	0.3	MG/KG
	OD-SO-J08B01-0814	SOIL	N	Copper	38	0.15	0.3	0.5	MG/KG
	OD-SO-J08B01-0814	SOIL	N	Lead	26	0.059	0.099	0.2	MG/KG
	OD-SO-J08B01-0814	SOIL	N	Nickel	11	0.099	0.2	0.3	MG/KG
	OD-SO-J08B01-0814	SOIL	N	Selenium	0.21 J	0.099	0.2	0.3	MG/KG
	OD-SO-J08B01-0814	SOIL	N	Silver	0.13	0.03	0.05	0.099	MG/KG
	OD-SO-J08B01-0814	SOIL	N	Thallium	0.16	0.05	0.099	0.15	MG/KG
	OD-SO-J08B01-0814	SOIL	N	Tin	5 U	2	5	9.9	MG/KG
	OD-SO-J08B01-0814	SOIL	N	Vanadium	24	0.59	0.99	2	MG/KG
	OD-SO-J08B01-0814	SOIL	N	Zinc	55	0.59	0.99	2	MG/KG
	OD-SO-J09A01-0814	SOIL	N	Antimony	0.87	0.22	0.44	0.66	MG/KG
	OD-SO-J09A01-0814	SOIL	N	Arsenic	6.4	0.17	0.33	0.55	MG/KG
	OD-SO-J09A01-0814	SOIL	N	Barium	180	0.11	0.22	0.33	MG/KG
	OD-SO-J09A01-0814	SOIL	N	Beryllium	0.62	0.022	0.055	0.11	MG/KG
	OD-SO-J09A01-0814	SOIL	N	Cadmium	0.56	0.055	0.11	0.17	MG/KG
	OD-SO-J09A01-0814	SOIL	N	Chromium	16	0.22	0.55	0.66	MG/KG
	OD-SO-J09A01-0814	SOIL	N	Cobalt	5.7	0.11	0.22	0.33	MG/KG

Table 3. Summary of Analytical Results for Open Detonation Unit Incremental Soil Samples, Kirtland Air Force Base, August 2014

Method	Sample ID	Matrix	QA/QC Type	Analyte	Result*	DL	LOD	LOQ	Units
SW6020									
	OD-SO-J09A01-0814	SOIL	N	Copper	49	0.17	0.33	0.55	MG/KG
	OD-SO-J09A01-0814	SOIL	N	Lead	87	0.066	0.11	0.22	MG/KG
	OD-SO-J09A01-0814	SOIL	N	Nickel	13	0.11	0.22	0.33	MG/KG
	OD-SO-J09A01-0814	SOIL	N	Selenium	0.26 J	0.11	0.22	0.33	MG/KG
	OD-SO-J09A01-0814	SOIL	N	Silver	0.28	0.033	0.055	0.11	MG/KG
	OD-SO-J09A01-0814	SOIL	N	Thallium	0.17	0.055	0.11	0.17	MG/KG
	OD-SO-J09A01-0814	SOIL	N	Tin	2.8 J	2.2	5.5	11	MG/KG
	OD-SO-J09A01-0814	SOIL	N	Vanadium	29	0.66	1.1	2.2	MG/KG
	OD-SO-J09A01-0814	SOIL	N	Zinc	100	0.66	1.1	2.2	MG/KG
	OD-SO-J09A02-0814	SOIL	N	Antimony	0.49 J	0.2	0.39	0.59	MG/KG
	OD-SO-J09A02-0814	SOIL	N	Arsenic	5.6	0.15	0.29	0.49	MG/KG
	OD-SO-J09A02-0814	SOIL	N	Barium	170	0.098	0.2	0.29	MG/KG
	OD-SO-J09A02-0814	SOIL	N	Beryllium	0.61	0.02	0.049	0.098	MG/KG
	OD-SO-J09A02-0814	SOIL	N	Cadmium	0.41	0.049	0.098	0.15	MG/KG
	OD-SO-J09A02-0814	SOIL	N	Chromium	14	0.2	0.49	0.59	MG/KG
	OD-SO-J09A02-0814	SOIL	N	Cobalt	5.4	0.098	0.2	0.29	MG/KG
	OD-SO-J09A02-0814	SOIL	N	Copper	29	0.15	0.29	0.49	MG/KG
	OD-SO-J09A02-0814	SOIL	N	Lead	37	0.059	0.098	0.2	MG/KG
	OD-SO-J09A02-0814	SOIL	N	Nickel	12	0.098	0.2	0.29	MG/KG
	OD-SO-J09A02-0814	SOIL	N	Selenium	0.25 J	0.098	0.2	0.29	MG/KG
	OD-SO-J09A02-0814	SOIL	N	Silver	0.17	0.029	0.049	0.098	MG/KG
	OD-SO-J09A02-0814	SOIL	N	Thallium	0.17	0.049	0.098	0.15	MG/KG
	OD-SO-J09A02-0814	SOIL	N	Tin	2.5 J	2	4.9	9.8	MG/KG

Table 3. Summary of Analytical Results for Open Detonation Unit Incremental Soil Samples, Kirtland Air Force Base, August 2014

Method	Sample ID	Matrix	QA/QC Type	Analyte	Result*	DL	LOD	LOQ	Units
SW6020									
	OD-SO-J09A02-0814	SOIL	N	Vanadium	27	0.59	0.98	2	MG/KG
	OD-SO-J09A02-0814	SOIL	N	Zinc	64	0.59	0.98	2	MG/KG
	OD-SO-J09B01-0814	SOIL	N	Antimony	0.59 J	0.2	0.4	0.6	MG/KG
	OD-SO-J09B01-0814	SOIL	N	Arsenic	5.4	0.15	0.3	0.5	MG/KG
	OD-SO-J09B01-0814	SOIL	N	Barium	180	0.1	0.2	0.3	MG/KG
	OD-SO-J09B01-0814	SOIL	N	Beryllium	0.59	0.02	0.05	0.1	MG/KG
	OD-SO-J09B01-0814	SOIL	N	Cadmium	0.61	0.05	0.1	0.15	MG/KG
	OD-SO-J09B01-0814	SOIL	N	Chromium	19	0.2	0.5	0.6	MG/KG
	OD-SO-J09B01-0814	SOIL	N	Cobalt	5.5	0.1	0.2	0.3	MG/KG
	OD-SO-J09B01-0814	SOIL	N	Copper	61	0.15	0.3	0.5	MG/KG
	OD-SO-J09B01-0814	SOIL	N	Lead	36	0.06	0.1	0.2	MG/KG
	OD-SO-J09B01-0814	SOIL	N	Nickel	14	0.1	0.2	0.3	MG/KG
	OD-SO-J09B01-0814	SOIL	N	Selenium	0.24 J	0.1	0.2	0.3	MG/KG
	OD-SO-J09B01-0814	SOIL	N	Silver	0.28	0.03	0.05	0.1	MG/KG
	OD-SO-J09B01-0814	SOIL	N	Thallium	0.16	0.05	0.1	0.15	MG/KG
	OD-SO-J09B01-0814	SOIL	N	Tin	2.4 J	2	5	10	MG/KG
	OD-SO-J09B01-0814	SOIL	N	Vanadium	28	0.6	1	2	MG/KG
	OD-SO-J09B01-0814	SOIL	N	Zinc	93	0.6	1	2	MG/KG
	OD-SO-J09B02-0814	SOIL	N	Antimony	0.65	0.2	0.4	0.6	MG/KG
	OD-SO-J09B02-0814	SOIL	N	Arsenic	5.3	0.15	0.3	0.5	MG/KG
	OD-SO-J09B02-0814	SOIL	N	Barium	170	0.1	0.2	0.3	MG/KG
	OD-SO-J09B02-0814	SOIL	N	Beryllium	0.59	0.02	0.05	0.1	MG/KG
	OD-SO-J09B02-0814	SOIL	N	Cadmium	0.57	0.05	0.1	0.15	MG/KG

Table 3. Summary of Analytical Results for Open Detonation Unit Incremental Soil Samples, Kirtland Air Force Base, August 2014

Method	Sample ID	Matrix	QA/QC Type	Analyte	Result*	DL	LOD	LOQ	Units
SW6020									
	OD-SO-J09B02-0814	SOIL	N	Chromium	18	0.2	0.5	0.6	MG/KG
	OD-SO-J09B02-0814	SOIL	N	Cobalt	5.1	0.1	0.2	0.3	MG/KG
	OD-SO-J09B02-0814	SOIL	N	Copper	62	0.15	0.3	0.5	MG/KG
	OD-SO-J09B02-0814	SOIL	N	Lead	48	0.06	0.1	0.2	MG/KG
	OD-SO-J09B02-0814	SOIL	N	Nickel	12	0.1	0.2	0.3	MG/KG
	OD-SO-J09B02-0814	SOIL	N	Selenium	0.27 J	0.1	0.2	0.3	MG/KG
	OD-SO-J09B02-0814	SOIL	N	Silver	0.23	0.03	0.05	0.1	MG/KG
	OD-SO-J09B02-0814	SOIL	N	Thallium	0.16	0.05	0.1	0.15	MG/KG
	OD-SO-J09B02-0814	SOIL	N	Tin	3.1 J	2	5	10	MG/KG
	OD-SO-J09B02-0814	SOIL	N	Vanadium	26	0.6	1	2	MG/KG
	OD-SO-J09B02-0814	SOIL	N	Zinc	77	0.6	1	2	MG/KG
	OD-SO-J10B01-0814	SOIL	N	Antimony	5 J	0.2	0.4	0.6	MG/KG
	OD-SO-J10B01-0814	SOIL	N	Arsenic	6.1	0.15	0.3	0.5	MG/KG
	OD-SO-J10B01-0814	SOIL	N	Barium	160	0.1	0.2	0.3	MG/KG
	OD-SO-J10B01-0814	SOIL	N	Beryllium	0.63	0.02	0.05	0.1	MG/KG
	OD-SO-J10B01-0814	SOIL	N	Cadmium	0.67	0.05	0.1	0.15	MG/KG
	OD-SO-J10B01-0814	SOIL	N	Chromium	15	0.2	0.5	0.6	MG/KG
	OD-SO-J10B01-0814	SOIL	N	Cobalt	5.7	0.1	0.2	0.3	MG/KG
	OD-SO-J10B01-0814	SOIL	N	Copper	39 J	0.15	0.3	0.5	MG/KG
	OD-SO-J10B01-0814	SOIL	N	Lead	170	0.06	0.1	0.2	MG/KG
	OD-SO-J10B01-0814	SOIL	N	Nickel	12 J	0.1	0.2	0.3	MG/KG
	OD-SO-J10B01-0814	SOIL	N	Selenium	0.26 J	0.1	0.2	0.3	MG/KG
	OD-SO-J10B01-0814	SOIL	N	Silver	0.22	0.03	0.05	0.1	MG/KG

Table 3. Summary of Analytical Results for Open Detonation Unit Incremental Soil Samples, Kirtland Air Force Base, August 2014

Method	Sample ID	Matrix	QA/QC Type	Analyte	Result*	DL	LOD	LOQ	Units
SW6020									
	OD-SO-J10B01-0814	SOIL	N	Thallium	0.17	0.05	0.1	0.15	MG/KG
	OD-SO-J10B01-0814	SOIL	N	Tin	2.2 J	2	5	10	MG/KG
	OD-SO-J10B01-0814	SOIL	N	Vanadium	28	0.6	1	2	MG/KG
	OD-SO-J10B01-0814	SOIL	N	Zinc	66	0.6	1	2	MG/KG
	OD-SO-J10B02-0814	SOIL	N	Antimony	0.8	0.2	0.4	0.6	MG/KG
	OD-SO-J10B02-0814	SOIL	N	Arsenic	4.8	0.15	0.3	0.5	MG/KG
	OD-SO-J10B02-0814	SOIL	N	Barium	120	0.1	0.2	0.3	MG/KG
	OD-SO-J10B02-0814	SOIL	N	Beryllium	0.59	0.02	0.05	0.1	MG/KG
	OD-SO-J10B02-0814	SOIL	N	Cadmium	0.34	0.05	0.1	0.15	MG/KG
	OD-SO-J10B02-0814	SOIL	N	Chromium	13	0.2	0.5	0.6	MG/KG
	OD-SO-J10B02-0814	SOIL	N	Cobalt	5.2	0.1	0.2	0.3	MG/KG
	OD-SO-J10B02-0814	SOIL	N	Copper	64	0.15	0.3	0.5	MG/KG
	OD-SO-J10B02-0814	SOIL	N	Lead	48	0.06	0.1	0.2	MG/KG
	OD-SO-J10B02-0814	SOIL	N	Nickel	11	0.1	0.2	0.3	MG/KG
	OD-SO-J10B02-0814	SOIL	N	Selenium	0.2 J	0.1	0.2	0.3	MG/KG
	OD-SO-J10B02-0814	SOIL	N	Silver	0.2	0.03	0.05	0.1	MG/KG
	OD-SO-J10B02-0814	SOIL	N	Thallium	0.16	0.05	0.1	0.15	MG/KG
	OD-SO-J10B02-0814	SOIL	N	Tin	5 U	2	5	10	MG/KG
	OD-SO-J10B02-0814	SOIL	N	Vanadium	24	0.6	1	2	MG/KG
	OD-SO-J10B02-0814	SOIL	N	Zinc	55	0.6	1	2	MG/KG
	OD-SO-J14A01-0814	SOIL	N	Antimony	0.28 J	0.1	0.2	0.3	MG/KG
	OD-SO-J14A01-0814	SOIL	N	Arsenic	3.6	0.075	0.15	0.25	MG/KG
	OD-SO-J14A01-0814	SOIL	N	Barium	120	0.05	0.1	0.15	MG/KG

Table 3. Summary of Analytical Results for Open Detonation Unit Incremental Soil Samples, Kirtland Air Force Base, August 2014

Method	Sample ID	Matrix	QA/QC Type	Analyte	Result*	DL	LOD	LOQ	Units
SW6020									
	OD-SO-J14A01-0814	SOIL	N	Beryllium	0.58	0.01	0.025	0.05	MG/KG
	OD-SO-J14A01-0814	SOIL	N	Cadmium	0.52	0.025	0.05	0.075	MG/KG
	OD-SO-J14A01-0814	SOIL	N	Chromium	15	0.1	0.25	0.3	MG/KG
	OD-SO-J14A01-0814	SOIL	N	Cobalt	5.2	0.05	0.1	0.15	MG/KG
	OD-SO-J14A01-0814	SOIL	N	Copper	11	0.075	0.15	0.25	MG/KG
	OD-SO-J14A01-0814	SOIL	N	Lead	12	0.03	0.05	0.1	MG/KG
	OD-SO-J14A01-0814	SOIL	N	Nickel	9.9	0.05	0.1	0.15	MG/KG
	OD-SO-J14A01-0814	SOIL	N	Selenium	0.55	0.05	0.1	0.15	MG/KG
	OD-SO-J14A01-0814	SOIL	N	Silver	0.094	0.015	0.025	0.05	MG/KG
	OD-SO-J14A01-0814	SOIL	N	Thallium	0.16	0.025	0.05	0.075	MG/KG
	OD-SO-J14A01-0814	SOIL	N	Tin	1.6 J	1	2.5	5	MG/KG
	OD-SO-J14A01-0814	SOIL	N	Vanadium	30	0.3	0.5	1	MG/KG
	OD-SO-J14A01-0814	SOIL	N	Zinc	31	0.3	0.5	1	MG/KG
	OD-SO-J15A01-0814	SOIL	N	Antimony	0.68	0.2	0.4	0.6	MG/KG
	OD-SO-J15A01-0814	SOIL	N	Arsenic	5	0.15	0.3	0.5	MG/KG
	OD-SO-J15A01-0814	SOIL	N	Barium	120	0.1	0.2	0.3	MG/KG
	OD-SO-J15A01-0814	SOIL	N	Beryllium	0.67	0.02	0.05	0.1	MG/KG
	OD-SO-J15A01-0814	SOIL	N	Cadmium	0.28	0.05	0.1	0.15	MG/KG
	OD-SO-J15A01-0814	SOIL	N	Chromium	14	0.2	0.5	0.6	MG/KG
	OD-SO-J15A01-0814	SOIL	N	Cobalt	5.3	0.1	0.2	0.3	MG/KG
	OD-SO-J15A01-0814	SOIL	N	Copper	11	0.15	0.3	0.5	MG/KG
	OD-SO-J15A01-0814	SOIL	N	Lead	37	0.06	0.1	0.2	MG/KG
	OD-SO-J15A01-0814	SOIL	N	Nickel	11	0.1	0.2	0.3	MG/KG

Table 3. Summary of Analytical Results for Open Detonation Unit Incremental Soil Samples, Kirtland Air Force Base, August 2014

Method	Sample ID	Matrix	QA/QC Type	Analyte	Result*	DL	LOD	LOQ	Units
SW6020									
	OD-SO-J15A01-0814	SOIL	N	Selenium	0.22 J	0.1	0.2	0.3	MG/KG
	OD-SO-J15A01-0814	SOIL	N	Silver	0.053 J	0.03	0.05	0.1	MG/KG
	OD-SO-J15A01-0814	SOIL	N	Thallium	0.16	0.05	0.1	0.15	MG/KG
	OD-SO-J15A01-0814	SOIL	N	Tin	2 J	2	5	10	MG/KG
	OD-SO-J15A01-0814	SOIL	N	Vanadium	28	0.6	1	2	MG/KG
	OD-SO-J15A01-0814	SOIL	N	Zinc	40	0.6	1	2	MG/KG
	OD-SO-J15A01-D14	SOIL	N	Antimony	0.44 J	0.2	0.4	0.6	MG/KG
	OD-SO-J15A01-D14	SOIL	N	Arsenic	4.7	0.15	0.3	0.5	MG/KG
	OD-SO-J15A01-D14	SOIL	N	Barium	120	0.1	0.2	0.3	MG/KG
	OD-SO-J15A01-D14	SOIL	N	Beryllium	0.64	0.02	0.05	0.1	MG/KG
	OD-SO-J15A01-D14	SOIL	N	Cadmium	1	0.05	0.1	0.15	MG/KG
	OD-SO-J15A01-D14	SOIL	N	Chromium	13	0.2	0.5	0.6	MG/KG
	OD-SO-J15A01-D14	SOIL	N	Cobalt	5.1	0.1	0.2	0.3	MG/KG
	OD-SO-J15A01-D14	SOIL	N	Copper	11	0.15	0.3	0.5	MG/KG
	OD-SO-J15A01-D14	SOIL	N	Lead	23	0.06	0.1	0.2	MG/KG
	OD-SO-J15A01-D14	SOIL	N	Nickel	11	0.1	0.2	0.3	MG/KG
	OD-SO-J15A01-D14	SOIL	N	Selenium	0.22 J	0.1	0.2	0.3	MG/KG
	OD-SO-J15A01-D14	SOIL	N	Silver	0.061 J	0.03	0.05	0.1	MG/KG
	OD-SO-J15A01-D14	SOIL	N	Thallium	0.16	0.05	0.1	0.15	MG/KG
	OD-SO-J15A01-D14	SOIL	N	Tin	5 U	2	5	10	MG/KG
	OD-SO-J15A01-D14	SOIL	N	Vanadium	26	0.6	1	2	MG/KG
	OD-SO-J15A01-D14	SOIL	N	Zinc	38	0.6	1	2	MG/KG
	OD-SO-J15A01-T15	SOIL	N	Antimony	0.75	0.2	0.4	0.6	MG/KG

Table 3. Summary of Analytical Results for Open Detonation Unit Incremental Soil Samples, Kirtland Air Force Base, August 2014

Method	Sample ID	Matrix	QA/QC Type	Analyte	Result*	DL	LOD	LOQ	Units
SW6020									
	OD-SO-J15A01-T15	SOIL	N	Arsenic	4.8	0.15	0.3	0.5	MG/KG
	OD-SO-J15A01-T15	SOIL	N	Barium	120	0.1	0.2	0.3	MG/KG
	OD-SO-J15A01-T15	SOIL	N	Beryllium	0.63	0.02	0.05	0.1	MG/KG
	OD-SO-J15A01-T15	SOIL	N	Cadmium	0.23	0.05	0.1	0.15	MG/KG
	OD-SO-J15A01-T15	SOIL	N	Chromium	13	0.2	0.5	0.6	MG/KG
	OD-SO-J15A01-T15	SOIL	N	Cobalt	5.1	0.1	0.2	0.3	MG/KG
	OD-SO-J15A01-T15	SOIL	N	Copper	11	0.15	0.3	0.5	MG/KG
	OD-SO-J15A01-T15	SOIL	N	Lead	37	0.06	0.1	0.2	MG/KG
	OD-SO-J15A01-T15	SOIL	N	Nickel	10	0.1	0.2	0.3	MG/KG
	OD-SO-J15A01-T15	SOIL	N	Selenium	0.22 J	0.1	0.2	0.3	MG/KG
	OD-SO-J15A01-T15	SOIL	N	Silver	0.05 J	0.03	0.05	0.1	MG/KG
	OD-SO-J15A01-T15	SOIL	N	Thallium	0.15	0.05	0.1	0.15	MG/KG
	OD-SO-J15A01-T15	SOIL	N	Tin	5 U	2	5	10	MG/KG
	OD-SO-J15A01-T15	SOIL	N	Vanadium	26	0.6	1	2	MG/KG
	OD-SO-J15A01-T15	SOIL	N	Zinc	38	0.6	1	2	MG/KG
	OD-SO-K07B02-0814	SOIL	N	Antimony	0.81	0.2	0.4	0.59	MG/KG
	OD-SO-K07B02-0814	SOIL	N	Arsenic	5	0.15	0.3	0.49	MG/KG
	OD-SO-K07B02-0814	SOIL	N	Barium	110	0.099	0.2	0.3	MG/KG
	OD-SO-K07B02-0814	SOIL	N	Beryllium	0.67	0.02	0.049	0.099	MG/KG
	OD-SO-K07B02-0814	SOIL	N	Cadmium	0.18	0.049	0.099	0.15	MG/KG
	OD-SO-K07B02-0814	SOIL	N	Chromium	14	0.2	0.49	0.59	MG/KG
	OD-SO-K07B02-0814	SOIL	N	Cobalt	5.6	0.099	0.2	0.3	MG/KG
	OD-SO-K07B02-0814	SOIL	N	Copper	15	0.15	0.3	0.49	MG/KG

Table 3. Summary of Analytical Results for Open Detonation Unit Incremental Soil Samples, Kirtland Air Force Base, August 2014

Method	Sample ID	Matrix	QA/QC Type	Analyte	Result*	DL	LOD	LOQ	Units
SW6020									
	OD-SO-K07B02-0814	SOIL	N	Lead	110	0.059	0.099	0.2	MG/KG
	OD-SO-K07B02-0814	SOIL	N	Nickel	12	0.099	0.2	0.3	MG/KG
	OD-SO-K07B02-0814	SOIL	N	Selenium	0.25 J	0.099	0.2	0.3	MG/KG
	OD-SO-K07B02-0814	SOIL	N	Silver	0.072 J	0.03	0.049	0.099	MG/KG
	OD-SO-K07B02-0814	SOIL	N	Thallium	0.18	0.049	0.099	0.15	MG/KG
	OD-SO-K07B02-0814	SOIL	N	Tin	4.9 U	2	4.9	9.9	MG/KG
	OD-SO-K07B02-0814	SOIL	N	Vanadium	27	0.59	0.99	2	MG/KG
	OD-SO-K07B02-0814	SOIL	N	Zinc	50	0.59	0.99	2	MG/KG
	OD-SO-K09B01-0814	SOIL	N	Antimony	0.38 J	0.2	0.39	0.59	MG/KG
	OD-SO-K09B01-0814	SOIL	N	Arsenic	4.9	0.15	0.29	0.49	MG/KG
	OD-SO-K09B01-0814	SOIL	N	Barium	200	0.49	0.98	1.5	MG/KG
	OD-SO-K09B01-0814	SOIL	N	Beryllium	0.59	0.02	0.049	0.098	MG/KG
	OD-SO-K09B01-0814	SOIL	N	Cadmium	0.22	0.049	0.098	0.15	MG/KG
	OD-SO-K09B01-0814	SOIL	N	Chromium	16 J	0.2	0.49	0.59	MG/KG
	OD-SO-K09B01-0814	SOIL	N	Cobalt	7.6 J	0.098	0.2	0.29	MG/KG
	OD-SO-K09B01-0814	SOIL	N	Copper	27 J	0.15	0.29	0.49	MG/KG
	OD-SO-K09B01-0814	SOIL	N	Lead	17 J	0.059	0.098	0.2	MG/KG
	OD-SO-K09B01-0814	SOIL	N	Nickel	16 J	0.098	0.2	0.29	MG/KG
	OD-SO-K09B01-0814	SOIL	N	Selenium	0.24 J	0.098	0.2	0.29	MG/KG
	OD-SO-K09B01-0814	SOIL	N	Silver	0.081 J	0.029	0.049	0.098	MG/KG
	OD-SO-K09B01-0814	SOIL	N	Thallium	0.16	0.049	0.098	0.15	MG/KG
	OD-SO-K09B01-0814	SOIL	N	Tin	4.9 U	2	4.9	9.8	MG/KG
	OD-SO-K09B01-0814	SOIL	N	Vanadium	26	0.59	0.98	2	MG/KG

Table 3. Summary of Analytical Results for Open Detonation Unit Incremental Soil Samples, Kirtland Air Force Base, August 2014

Method	Sample ID	Matrix	QA/QC Type	Analyte	Result*	DL	LOD	LOQ	Units
SW6020									
	OD-SO-K09B01-0814	SOIL	N	Zinc	47	0.59	0.98	2	MG/KG
	OD-SO-K09B02-0814	SOIL	N	Antimony	0.58 J	0.2	0.39	0.59	MG/KG
	OD-SO-K09B02-0814	SOIL	N	Arsenic	5.1	0.15	0.29	0.49	MG/KG
	OD-SO-K09B02-0814	SOIL	N	Barium	170	0.098	0.2	0.29	MG/KG
	OD-SO-K09B02-0814	SOIL	N	Beryllium	0.56	0.02	0.049	0.098	MG/KG
	OD-SO-K09B02-0814	SOIL	N	Cadmium	0.38	0.049	0.098	0.15	MG/KG
	OD-SO-K09B02-0814	SOIL	N	Chromium	24 J	0.2	0.49	0.59	MG/KG
	OD-SO-K09B02-0814	SOIL	N	Cobalt	5.2	0.098	0.2	0.29	MG/KG
	OD-SO-K09B02-0814	SOIL	N	Copper	46	0.15	0.29	0.49	MG/KG
	OD-SO-K09B02-0814	SOIL	N	Lead	46	0.059	0.098	0.2	MG/KG
	OD-SO-K09B02-0814	SOIL	N	Nickel	16 J	0.098	0.2	0.29	MG/KG
	OD-SO-K09B02-0814	SOIL	N	Selenium	0.34 J	0.098	0.2	0.29	MG/KG
	OD-SO-K09B02-0814	SOIL	N	Silver	0.12	0.029	0.049	0.098	MG/KG
	OD-SO-K09B02-0814	SOIL	N	Thallium	0.17	0.049	0.098	0.15	MG/KG
	OD-SO-K09B02-0814	SOIL	N	Tin	31 J	2	4.9	9.8	MG/KG
	OD-SO-K09B02-0814	SOIL	N	Vanadium	26	0.59	0.98	2	MG/KG
	OD-SO-K09B02-0814	SOIL	N	Zinc	63 J	2.9	4.9	9.8	MG/KG
	OD-SO-K09B02-D14	SOIL	N	Antimony	0.51 J	0.2	0.4	0.6	MG/KG
	OD-SO-K09B02-D14	SOIL	N	Arsenic	4.9	0.15	0.3	0.5	MG/KG
	OD-SO-K09B02-D14	SOIL	N	Barium	130	0.1	0.2	0.3	MG/KG
	OD-SO-K09B02-D14	SOIL	N	Beryllium	0.54	0.02	0.05	0.1	MG/KG
	OD-SO-K09B02-D14	SOIL	N	Cadmium	0.28	0.05	0.1	0.15	MG/KG
	OD-SO-K09B02-D14	SOIL	N	Chromium	14	0.2	0.5	0.6	MG/KG

Table 3. Summary of Analytical Results for Open Detonation Unit Incremental Soil Samples, Kirtland Air Force Base, August 2014

Method	Sample ID	Matrix	QA/QC Type	Analyte	Result*	DL	LOD	LOQ	Units
SW6020									
	OD-SO-K09B02-D14	SOIL	N	Cobalt	4.8	0.1	0.2	0.3	MG/KG
	OD-SO-K09B02-D14	SOIL	N	Copper	25	0.15	0.3	0.5	MG/KG
	OD-SO-K09B02-D14	SOIL	N	Lead	29	0.06	0.1	0.2	MG/KG
	OD-SO-K09B02-D14	SOIL	N	Nickel	10	0.1	0.2	0.3	MG/KG
	OD-SO-K09B02-D14	SOIL	N	Selenium	0.21 J	0.1	0.2	0.3	MG/KG
	OD-SO-K09B02-D14	SOIL	N	Silver	0.15	0.03	0.05	0.1	MG/KG
	OD-SO-K09B02-D14	SOIL	N	Thallium	0.15	0.05	0.1	0.15	MG/KG
	OD-SO-K09B02-D14	SOIL	N	Tin	5 U	2	5	10	MG/KG
	OD-SO-K09B02-D14	SOIL	N	Vanadium	24	0.6	1	2	MG/KG
	OD-SO-K09B02-D14	SOIL	N	Zinc	57	0.6	1	2	MG/KG
	OD-SO-K09B02-T14	SOIL	N	Antimony	0.61	0.2	0.4	0.6	MG/KG
	OD-SO-K09B02-T14	SOIL	N	Arsenic	5	0.15	0.3	0.5	MG/KG
	OD-SO-K09B02-T14	SOIL	N	Barium	130	0.1	0.2	0.3	MG/KG
	OD-SO-K09B02-T14	SOIL	N	Beryllium	0.54	0.02	0.05	0.1	MG/KG
	OD-SO-K09B02-T14	SOIL	N	Cadmium	0.29	0.05	0.1	0.15	MG/KG
	OD-SO-K09B02-T14	SOIL	N	Chromium	16	0.2	0.5	0.6	MG/KG
	OD-SO-K09B02-T14	SOIL	N	Cobalt	5.1	0.1	0.2	0.3	MG/KG
	OD-SO-K09B02-T14	SOIL	N	Copper	26	0.15	0.3	0.5	MG/KG
	OD-SO-K09B02-T14	SOIL	N	Lead	31	0.06	0.1	0.2	MG/KG
	OD-SO-K09B02-T14	SOIL	N	Nickel	11	0.1	0.2	0.3	MG/KG
	OD-SO-K09B02-T14	SOIL	N	Selenium	0.2 J	0.1	0.2	0.3	MG/KG
	OD-SO-K09B02-T14	SOIL	N	Silver	0.18	0.03	0.05	0.1	MG/KG
	OD-SO-K09B02-T14	SOIL	N	Thallium	0.15	0.05	0.1	0.15	MG/KG

Table 3. Summary of Analytical Results for Open Detonation Unit Incremental Soil Samples, Kirtland Air Force Base, August 2014

Method	Sample ID	Matrix	QA/QC Type	Analyte	Result*	DL	LOD	LOQ	Units
SW6020									
	OD-SO-K09B02-T14	SOIL	N	Tin	2.2 J	2	5	10	MG/KG
	OD-SO-K09B02-T14	SOIL	N	Vanadium	25	0.6	1	2	MG/KG
	OD-SO-K09B02-T14	SOIL	N	Zinc	64	0.6	1	2	MG/KG
	OD-SO-K10B01-0814	SOIL	N	Antimony	0.88	0.2	0.4	0.6	MG/KG
	OD-SO-K10B01-0814	SOIL	N	Arsenic	5.4	0.15	0.3	0.5	MG/KG
	OD-SO-K10B01-0814	SOIL	N	Barium	130	0.099	0.2	0.3	MG/KG
	OD-SO-K10B01-0814	SOIL	N	Beryllium	0.63	0.02	0.05	0.099	MG/KG
	OD-SO-K10B01-0814	SOIL	N	Cadmium	0.29	0.05	0.099	0.15	MG/KG
	OD-SO-K10B01-0814	SOIL	N	Chromium	14	0.2	0.5	0.6	MG/KG
	OD-SO-K10B01-0814	SOIL	N	Cobalt	5.7	0.099	0.2	0.3	MG/KG
	OD-SO-K10B01-0814	SOIL	N	Copper	86	0.15	0.3	0.5	MG/KG
	OD-SO-K10B01-0814	SOIL	N	Lead	130	0.06	0.099	0.2	MG/KG
	OD-SO-K10B01-0814	SOIL	N	Nickel	12	0.099	0.2	0.3	MG/KG
	OD-SO-K10B01-0814	SOIL	N	Selenium	0.23 J	0.099	0.2	0.3	MG/KG
	OD-SO-K10B01-0814	SOIL	N	Silver	0.17	0.03	0.05	0.099	MG/KG
	OD-SO-K10B01-0814	SOIL	N	Thallium	0.17	0.05	0.099	0.15	MG/KG
	OD-SO-K10B01-0814	SOIL	N	Tin	3.9 J	2	5	9.9	MG/KG
	OD-SO-K10B01-0814	SOIL	N	Vanadium	27	0.6	0.99	2	MG/KG
	OD-SO-K10B01-0814	SOIL	N	Zinc	58	0.6	0.99	2	MG/KG
	OD-SO-K11B02-0814	SOIL	N	Antimony	0.34 J	0.2	0.4	0.6	MG/KG
	OD-SO-K11B02-0814	SOIL	N	Arsenic	5.5	0.15	0.3	0.5	MG/KG
	OD-SO-K11B02-0814	SOIL	N	Barium	110	0.1	0.2	0.3	MG/KG
	OD-SO-K11B02-0814	SOIL	N	Beryllium	0.56	0.02	0.05	0.1	MG/KG

Table 3. Summary of Analytical Results for Open Detonation Unit Incremental Soil Samples, Kirtland Air Force Base, August 2014

Method	Sample ID	Matrix	QA/QC Type	Analyte	Result*	DL	LOD	LOQ	Units
SW6020									
	OD-SO-K11B02-0814	SOIL	N	Cadmium	0.32	0.05	0.1	0.15	MG/KG
	OD-SO-K11B02-0814	SOIL	N	Chromium	12	0.2	0.5	0.6	MG/KG
	OD-SO-K11B02-0814	SOIL	N	Cobalt	5.2	0.1	0.2	0.3	MG/KG
	OD-SO-K11B02-0814	SOIL	N	Copper	24	0.15	0.3	0.5	MG/KG
	OD-SO-K11B02-0814	SOIL	N	Lead	41	0.06	0.1	0.2	MG/KG
	OD-SO-K11B02-0814	SOIL	N	Nickel	11	0.1	0.2	0.3	MG/KG
	OD-SO-K11B02-0814	SOIL	N	Selenium	0.23 J	0.1	0.2	0.3	MG/KG
	OD-SO-K11B02-0814	SOIL	N	Silver	0.15	0.03	0.05	0.1	MG/KG
	OD-SO-K11B02-0814	SOIL	N	Thallium	0.16	0.05	0.1	0.15	MG/KG
	OD-SO-K11B02-0814	SOIL	N	Tin	2.2 J	2	5	10	MG/KG
	OD-SO-K11B02-0814	SOIL	N	Vanadium	23	0.6	1	2	MG/KG
	OD-SO-K11B02-0814	SOIL	N	Zinc	48	0.6	1	2	MG/KG
	OD-SO-L07A02-0814	SOIL	N	Antimony	0.33 J	0.2	0.4	0.6	MG/KG
	OD-SO-L07A02-0814	SOIL	N	Arsenic	5.4	0.15	0.3	0.5	MG/KG
	OD-SO-L07A02-0814	SOIL	N	Barium	100	0.1	0.2	0.3	MG/KG
	OD-SO-L07A02-0814	SOIL	N	Beryllium	0.64	0.02	0.05	0.1	MG/KG
	OD-SO-L07A02-0814	SOIL	N	Cadmium	0.18	0.05	0.1	0.15	MG/KG
	OD-SO-L07A02-0814	SOIL	N	Chromium	13	0.2	0.5	0.6	MG/KG
	OD-SO-L07A02-0814	SOIL	N	Cobalt	5.2	0.1	0.2	0.3	MG/KG
	OD-SO-L07A02-0814	SOIL	N	Copper	13	0.15	0.3	0.5	MG/KG
	OD-SO-L07A02-0814	SOIL	N	Lead	19	0.06	0.1	0.2	MG/KG
	OD-SO-L07A02-0814	SOIL	N	Nickel	11	0.1	0.2	0.3	MG/KG
	OD-SO-L07A02-0814	SOIL	N	Selenium	0.25 J	0.1	0.2	0.3	MG/KG

Table 3. Summary of Analytical Results for Open Detonation Unit Incremental Soil Samples, Kirtland Air Force Base, August 2014

Method	Sample ID	Matrix	QA/QC Type	Analyte	Result*	DL	LOD	LOQ	Units
SW6020									
	OD-SO-L07A02-0814	SOIL	N	Silver	0.1	0.03	0.05	0.1	MG/KG
	OD-SO-L07A02-0814	SOIL	N	Thallium	0.18	0.05	0.1	0.15	MG/KG
	OD-SO-L07A02-0814	SOIL	N	Tin	5 U	2	5	10	MG/KG
	OD-SO-L07A02-0814	SOIL	N	Vanadium	25	0.6	1	2	MG/KG
	OD-SO-L07A02-0814	SOIL	N	Zinc	39	0.6	1	2	MG/KG
	OD-SO-L08A01-0814	SOIL	N	Antimony	0.5 J	0.2	0.4	0.6	MG/KG
	OD-SO-L08A01-0814	SOIL	N	Arsenic	5.5	0.15	0.3	0.5	MG/KG
	OD-SO-L08A01-0814	SOIL	N	Barium	120	0.1	0.2	0.3	MG/KG
	OD-SO-L08A01-0814	SOIL	N	Beryllium	0.69	0.02	0.05	0.1	MG/KG
	OD-SO-L08A01-0814	SOIL	N	Cadmium	0.21	0.05	0.1	0.15	MG/KG
	OD-SO-L08A01-0814	SOIL	N	Chromium	14	0.2	0.5	0.6	MG/KG
	OD-SO-L08A01-0814	SOIL	N	Cobalt	5.5	0.1	0.2	0.3	MG/KG
	OD-SO-L08A01-0814	SOIL	N	Copper	18	0.15	0.3	0.5	MG/KG
	OD-SO-L08A01-0814	SOIL	N	Lead	35	0.06	0.1	0.2	MG/KG
	OD-SO-L08A01-0814	SOIL	N	Nickel	12	0.1	0.2	0.3	MG/KG
	OD-SO-L08A01-0814	SOIL	N	Selenium	0.25 J	0.1	0.2	0.3	MG/KG
	OD-SO-L08A01-0814	SOIL	N	Silver	0.078 J	0.03	0.05	0.1	MG/KG
	OD-SO-L08A01-0814	SOIL	N	Thallium	0.19	0.05	0.1	0.15	MG/KG
	OD-SO-L08A01-0814	SOIL	N	Tin	5 U	2	5	10	MG/KG
	OD-SO-L08A01-0814	SOIL	N	Vanadium	27	0.6	1	2	MG/KG
	OD-SO-L08A01-0814	SOIL	N	Zinc	52	0.6	1	2	MG/KG
	OD-SO-L08A02-0814	SOIL	N	Antimony	0.46 J	0.2	0.4	0.6	MG/KG
	OD-SO-L08A02-0814	SOIL	N	Arsenic	5.3	0.15	0.3	0.5	MG/KG

Table 3. Summary of Analytical Results for Open Detonation Unit Incremental Soil Samples, Kirtland Air Force Base, August 2014

Method	Sample ID	Matrix	QA/QC Type	Analyte	Result*	DL	LOD	LOQ	Units
SW6020									
	OD-SO-L08A02-0814	SOIL	N	Barium	140	0.1	0.2	0.3	MG/KG
	OD-SO-L08A02-0814	SOIL	N	Beryllium	0.68	0.02	0.05	0.1	MG/KG
	OD-SO-L08A02-0814	SOIL	N	Cadmium	0.26	0.05	0.1	0.15	MG/KG
	OD-SO-L08A02-0814	SOIL	N	Chromium	20	0.2	0.5	0.6	MG/KG
	OD-SO-L08A02-0814	SOIL	N	Cobalt	6.3	0.1	0.2	0.3	MG/KG
	OD-SO-L08A02-0814	SOIL	N	Copper	23	0.15	0.3	0.5	MG/KG
	OD-SO-L08A02-0814	SOIL	N	Lead	28	0.06	0.1	0.2	MG/KG
	OD-SO-L08A02-0814	SOIL	N	Nickel	13	0.1	0.2	0.3	MG/KG
	OD-SO-L08A02-0814	SOIL	N	Selenium	0.23 J	0.1	0.2	0.3	MG/KG
	OD-SO-L08A02-0814	SOIL	N	Silver	0.092 J	0.03	0.05	0.1	MG/KG
	OD-SO-L08A02-0814	SOIL	N	Thallium	0.18	0.05	0.1	0.15	MG/KG
	OD-SO-L08A02-0814	SOIL	N	Tin	5 U	2	5	10	MG/KG
	OD-SO-L08A02-0814	SOIL	N	Vanadium	25	0.6	1	2	MG/KG
	OD-SO-L08A02-0814	SOIL	N	Zinc	52	0.6	1	2	MG/KG
	OD-SO-L09A01-0814	SOIL	N	Antimony	0.58 J	0.2	0.4	0.6	MG/KG
	OD-SO-L09A01-0814	SOIL	N	Arsenic	5.2	0.15	0.3	0.5	MG/KG
	OD-SO-L09A01-0814	SOIL	N	Barium	120	0.1	0.2	0.3	MG/KG
	OD-SO-L09A01-0814	SOIL	N	Beryllium	0.63	0.02	0.05	0.1	MG/KG
	OD-SO-L09A01-0814	SOIL	N	Cadmium	0.29	0.05	0.1	0.15	MG/KG
	OD-SO-L09A01-0814	SOIL	N	Chromium	14	0.2	0.5	0.6	MG/KG
	OD-SO-L09A01-0814	SOIL	N	Cobalt	5.5	0.1	0.2	0.3	MG/KG
	OD-SO-L09A01-0814	SOIL	N	Copper	20	0.15	0.3	0.5	MG/KG
	OD-SO-L09A01-0814	SOIL	N	Lead	39	0.06	0.1	0.2	MG/KG

Table 3. Summary of Analytical Results for Open Detonation Unit Incremental Soil Samples, Kirtland Air Force Base, August 2014

Method	Sample ID	Matrix	QA/QC Type	Analyte	Result*	DL	LOD	LOQ	Units
SW6020									
	OD-SO-L09A01-0814	SOIL	N	Nickel	12	0.1	0.2	0.3	MG/KG
	OD-SO-L09A01-0814	SOIL	N	Selenium	0.21 J	0.1	0.2	0.3	MG/KG
	OD-SO-L09A01-0814	SOIL	N	Silver	0.14	0.03	0.05	0.1	MG/KG
	OD-SO-L09A01-0814	SOIL	N	Thallium	0.18	0.05	0.1	0.15	MG/KG
	OD-SO-L09A01-0814	SOIL	N	Tin	5 U	2	5	10	MG/KG
	OD-SO-L09A01-0814	SOIL	N	Vanadium	26	0.6	1	2	MG/KG
	OD-SO-L09A01-0814	SOIL	N	Zinc	410	3	5	10	MG/KG
	OD-SO-L09A02-0814	SOIL	N	Antimony	0.33 J	0.2	0.4	0.59	MG/KG
	OD-SO-L09A02-0814	SOIL	N	Arsenic	5.4	0.15	0.3	0.49	MG/KG
	OD-SO-L09A02-0814	SOIL	N	Barium	130	0.099	0.2	0.3	MG/KG
	OD-SO-L09A02-0814	SOIL	N	Beryllium	0.58	0.02	0.049	0.099	MG/KG
	OD-SO-L09A02-0814	SOIL	N	Cadmium	0.19	0.049	0.099	0.15	MG/KG
	OD-SO-L09A02-0814	SOIL	N	Chromium	13	0.2	0.49	0.59	MG/KG
	OD-SO-L09A02-0814	SOIL	N	Cobalt	6.6	0.099	0.2	0.3	MG/KG
	OD-SO-L09A02-0814	SOIL	N	Copper	15	0.15	0.3	0.49	MG/KG
	OD-SO-L09A02-0814	SOIL	N	Lead	15	0.059	0.099	0.2	MG/KG
	OD-SO-L09A02-0814	SOIL	N	Nickel	11	0.099	0.2	0.3	MG/KG
	OD-SO-L09A02-0814	SOIL	N	Selenium	0.23 J	0.099	0.2	0.3	MG/KG
	OD-SO-L09A02-0814	SOIL	N	Silver	0.093 J	0.03	0.049	0.099	MG/KG
	OD-SO-L09A02-0814	SOIL	N	Thallium	0.16	0.049	0.099	0.15	MG/KG
	OD-SO-L09A02-0814	SOIL	N	Tin	4.9 U	2	4.9	9.9	MG/KG
	OD-SO-L09A02-0814	SOIL	N	Vanadium	28	0.59	0.99	2	MG/KG
	OD-SO-L09A02-0814	SOIL	N	Zinc	39	0.59	0.99	2	MG/KG

Table 3. Summary of Analytical Results for Open Detonation Unit Incremental Soil Samples, Kirtland Air Force Base, August 2014

Method	Sample ID	Matrix	QA/QC Type	Analyte	Result*	DL	LOD	LOQ	Units
SW6020									
	OD-SO-L10A02-0814	SOIL	N	Antimony	0.45 J	0.2	0.4	0.6	MG/KG
	OD-SO-L10A02-0814	SOIL	N	Arsenic	4.7	0.15	0.3	0.5	MG/KG
	OD-SO-L10A02-0814	SOIL	N	Barium	120	0.099	0.2	0.3	MG/KG
	OD-SO-L10A02-0814	SOIL	N	Beryllium	0.6	0.02	0.05	0.099	MG/KG
	OD-SO-L10A02-0814	SOIL	N	Cadmium	0.62	0.05	0.099	0.15	MG/KG
	OD-SO-L10A02-0814	SOIL	N	Chromium	13	0.2	0.5	0.6	MG/KG
	OD-SO-L10A02-0814	SOIL	N	Cobalt	5.2	0.099	0.2	0.3	MG/KG
	OD-SO-L10A02-0814	SOIL	N	Copper	23	0.15	0.3	0.5	MG/KG
	OD-SO-L10A02-0814	SOIL	N	Lead	23	0.06	0.099	0.2	MG/KG
	OD-SO-L10A02-0814	SOIL	N	Nickel	11	0.099	0.2	0.3	MG/KG
	OD-SO-L10A02-0814	SOIL	N	Selenium	0.24 J	0.099	0.2	0.3	MG/KG
	OD-SO-L10A02-0814	SOIL	N	Silver	0.24	0.03	0.05	0.099	MG/KG
	OD-SO-L10A02-0814	SOIL	N	Thallium	0.16	0.05	0.099	0.15	MG/KG
	OD-SO-L10A02-0814	SOIL	N	Tin	5 U	2	5	9.9	MG/KG
	OD-SO-L10A02-0814	SOIL	N	Vanadium	25	0.6	0.99	2	MG/KG
	OD-SO-L10A02-0814	SOIL	N	Zinc	46	0.6	0.99	2	MG/KG
	OD-SO-L11A01-0814	SOIL	N	Antimony	0.38 J	0.2	0.4	0.6	MG/KG
	OD-SO-L11A01-0814	SOIL	N	Arsenic	4.9	0.15	0.3	0.5	MG/KG
	OD-SO-L11A01-0814	SOIL	N	Barium	120	0.1	0.2	0.3	MG/KG
	OD-SO-L11A01-0814	SOIL	N	Beryllium	0.66	0.02	0.05	0.1	MG/KG
	OD-SO-L11A01-0814	SOIL	N	Cadmium	0.32	0.05	0.1	0.15	MG/KG
	OD-SO-L11A01-0814	SOIL	N	Chromium	13	0.2	0.5	0.6	MG/KG
	OD-SO-L11A01-0814	SOIL	N	Cobalt	5.2	0.1	0.2	0.3	MG/KG

Table 3. Summary of Analytical Results for Open Detonation Unit Incremental Soil Samples, Kirtland Air Force Base, August 2014

Method	Sample ID	Matrix	QA/QC Type	Analyte	Result*	DL	LOD	LOQ	Units
SW6020									
	OD-SO-L11A01-0814	SOIL	N	Copper	28	0.15	0.3	0.5	MG/KG
	OD-SO-L11A01-0814	SOIL	N	Lead	42	0.06	0.1	0.2	MG/KG
	OD-SO-L11A01-0814	SOIL	N	Nickel	11	0.1	0.2	0.3	MG/KG
	OD-SO-L11A01-0814	SOIL	N	Selenium	0.21 J	0.1	0.2	0.3	MG/KG
	OD-SO-L11A01-0814	SOIL	N	Silver	1.3	0.03	0.05	0.1	MG/KG
	OD-SO-L11A01-0814	SOIL	N	Thallium	0.16	0.05	0.1	0.15	MG/KG
	OD-SO-L11A01-0814	SOIL	N	Tin	2.2 J	2	5	10	MG/KG
	OD-SO-L11A01-0814	SOIL	N	Vanadium	25	0.6	1	2	MG/KG
	OD-SO-L11A01-0814	SOIL	N	Zinc	49	0.6	1	2	MG/KG
	OD-SO-L11B02-0814	SOIL	N	Antimony	0.37 J	0.2	0.4	0.6	MG/KG
	OD-SO-L11B02-0814	SOIL	N	Arsenic	5.3	0.15	0.3	0.5	MG/KG
	OD-SO-L11B02-0814	SOIL	N	Barium	110	0.1	0.2	0.3	MG/KG
	OD-SO-L11B02-0814	SOIL	N	Beryllium	0.68	0.02	0.05	0.1	MG/KG
	OD-SO-L11B02-0814	SOIL	N	Cadmium	0.26	0.05	0.1	0.15	MG/KG
	OD-SO-L11B02-0814	SOIL	N	Chromium	14	0.2	0.5	0.6	MG/KG
	OD-SO-L11B02-0814	SOIL	N	Cobalt	5.4	0.1	0.2	0.3	MG/KG
	OD-SO-L11B02-0814	SOIL	N	Copper	21	0.15	0.3	0.5	MG/KG
	OD-SO-L11B02-0814	SOIL	N	Lead	45	0.06	0.1	0.2	MG/KG
	OD-SO-L11B02-0814	SOIL	N	Nickel	12	0.1	0.2	0.3	MG/KG
	OD-SO-L11B02-0814	SOIL	N	Selenium	0.24 J	0.1	0.2	0.3	MG/KG
	OD-SO-L11B02-0814	SOIL	N	Silver	0.21	0.03	0.05	0.1	MG/KG
	OD-SO-L11B02-0814	SOIL	N	Thallium	0.17	0.05	0.1	0.15	MG/KG
	OD-SO-L11B02-0814	SOIL	N	Tin	2.1 J	2	5	10	MG/KG

Table 3. Summary of Analytical Results for Open Detonation Unit Incremental Soil Samples, Kirtland Air Force Base, August 2014

Method	Sample ID	Matrix	QA/QC Type	Analyte	Result*	DL	LOD	LOQ	Units
SW6020									
	OD-SO-L11B02-0814	SOIL	N	Vanadium	25	0.6	1	2	MG/KG
	OD-SO-L11B02-0814	SOIL	N	Zinc	48	0.6	1	2	MG/KG
	OD-SO-L11B02-D14	SOIL	N	Antimony	0.28 J	0.2	0.4	0.6	MG/KG
	OD-SO-L11B02-D14	SOIL	N	Arsenic	5.6	0.15	0.3	0.5	MG/KG
	OD-SO-L11B02-D14	SOIL	N	Barium	110	0.1	0.2	0.3	MG/KG
	OD-SO-L11B02-D14	SOIL	N	Beryllium	0.68	0.02	0.05	0.1	MG/KG
	OD-SO-L11B02-D14	SOIL	N	Cadmium	0.25	0.05	0.1	0.15	MG/KG
	OD-SO-L11B02-D14	SOIL	N	Chromium	14	0.2	0.5	0.6	MG/KG
	OD-SO-L11B02-D14	SOIL	N	Cobalt	5.5	0.1	0.2	0.3	MG/KG
	OD-SO-L11B02-D14	SOIL	N	Copper	22	0.15	0.3	0.5	MG/KG
	OD-SO-L11B02-D14	SOIL	N	Lead	23	0.06	0.1	0.2	MG/KG
	OD-SO-L11B02-D14	SOIL	N	Nickel	12	0.1	0.2	0.3	MG/KG
	OD-SO-L11B02-D14	SOIL	N	Selenium	0.24 J	0.1	0.2	0.3	MG/KG
	OD-SO-L11B02-D14	SOIL	N	Silver	1	0.03	0.05	0.1	MG/KG
	OD-SO-L11B02-D14	SOIL	N	Thallium	0.18	0.05	0.1	0.15	MG/KG
	OD-SO-L11B02-D14	SOIL	N	Tin	2.1 J	2	5	10	MG/KG
	OD-SO-L11B02-D14	SOIL	N	Vanadium	25	0.6	1	2	MG/KG
	OD-SO-L11B02-D14	SOIL	N	Zinc	49	0.6	1	2	MG/KG
	OD-SO-L11B02-T14	SOIL	N	Antimony	0.42 J	0.2	0.4	0.6	MG/KG
	OD-SO-L11B02-T14	SOIL	N	Arsenic	5.4	0.15	0.3	0.5	MG/KG
	OD-SO-L11B02-T14	SOIL	N	Barium	120	0.1	0.2	0.3	MG/KG
	OD-SO-L11B02-T14	SOIL	N	Beryllium	0.7	0.02	0.05	0.1	MG/KG
	OD-SO-L11B02-T14	SOIL	N	Cadmium	0.24	0.05	0.1	0.15	MG/KG

Table 3. Summary of Analytical Results for Open Detonation Unit Incremental Soil Samples, Kirtland Air Force Base, August 2014

Method	Sample ID	Matrix	QA/QC Type	Analyte	Result*	DL	LOD	LOQ	Units
SW6020									
	OD-SO-L11B02-T14	SOIL	N	Chromium	15	0.2	0.5	0.6	MG/KG
	OD-SO-L11B02-T14	SOIL	N	Cobalt	5.6	0.1	0.2	0.3	MG/KG
	OD-SO-L11B02-T14	SOIL	N	Copper	20	0.15	0.3	0.5	MG/KG
	OD-SO-L11B02-T14	SOIL	N	Lead	46	0.06	0.1	0.2	MG/KG
	OD-SO-L11B02-T14	SOIL	N	Nickel	12	0.1	0.2	0.3	MG/KG
	OD-SO-L11B02-T14	SOIL	N	Selenium	0.25 J	0.1	0.2	0.3	MG/KG
	OD-SO-L11B02-T14	SOIL	N	Silver	0.15	0.03	0.05	0.1	MG/KG
	OD-SO-L11B02-T14	SOIL	N	Thallium	0.18	0.05	0.1	0.15	MG/KG
	OD-SO-L11B02-T14	SOIL	N	Tin	2.1 J	2	5	10	MG/KG
	OD-SO-L11B02-T14	SOIL	N	Vanadium	25	0.6	1	2	MG/KG
	OD-SO-L11B02-T14	SOIL	N	Zinc	53	0.6	1	2	MG/KG
	OD-SO-L12B01-0814	SOIL	N	Antimony	0.33 J	0.2	0.4	0.59	MG/KG
	OD-SO-L12B01-0814	SOIL	N	Arsenic	4.2	0.15	0.3	0.49	MG/KG
	OD-SO-L12B01-0814	SOIL	N	Barium	100	0.099	0.2	0.3	MG/KG
	OD-SO-L12B01-0814	SOIL	N	Beryllium	0.57	0.02	0.049	0.099	MG/KG
	OD-SO-L12B01-0814	SOIL	N	Cadmium	0.35	0.049	0.099	0.15	MG/KG
	OD-SO-L12B01-0814	SOIL	N	Chromium	13	0.2	0.49	0.59	MG/KG
	OD-SO-L12B01-0814	SOIL	N	Cobalt	5.1	0.099	0.2	0.3	MG/KG
	OD-SO-L12B01-0814	SOIL	N	Copper	39	0.15	0.3	0.49	MG/KG
	OD-SO-L12B01-0814	SOIL	N	Lead	34	0.059	0.099	0.2	MG/KG
	OD-SO-L12B01-0814	SOIL	N	Nickel	11	0.099	0.2	0.3	MG/KG
	OD-SO-L12B01-0814	SOIL	N	Selenium	0.21 J	0.099	0.2	0.3	MG/KG
	OD-SO-L12B01-0814	SOIL	N	Silver	0.32	0.03	0.049	0.099	MG/KG

Table 3. Summary of Analytical Results for Open Detonation Unit Incremental Soil Samples, Kirtland Air Force Base, August 2014

Method	Sample ID	Matrix	QA/QC Type	Analyte	Result*	DL	LOD	LOQ	Units
SW6020									
	OD-SO-L12B01-0814	SOIL	N	Thallium	0.15	0.049	0.099	0.15	MG/KG
	OD-SO-L12B01-0814	SOIL	N	Tin	2.2 J	2	4.9	9.9	MG/KG
	OD-SO-L12B01-0814	SOIL	N	Vanadium	21	0.59	0.99	2	MG/KG
	OD-SO-L12B01-0814	SOIL	N	Zinc	61	0.59	0.99	2	MG/KG
	OD-SO-M10A02-0814	SOIL	N	Antimony	0.34 J	0.2	0.39	0.59	MG/KG
	OD-SO-M10A02-0814	SOIL	N	Arsenic	5.2	0.15	0.3	0.49	MG/KG
	OD-SO-M10A02-0814	SOIL	N	Barium	120	0.098	0.2	0.3	MG/KG
	OD-SO-M10A02-0814	SOIL	N	Beryllium	0.7	0.02	0.049	0.098	MG/KG
	OD-SO-M10A02-0814	SOIL	N	Cadmium	0.25	0.049	0.098	0.15	MG/KG
	OD-SO-M10A02-0814	SOIL	N	Chromium	16	0.2	0.49	0.59	MG/KG
	OD-SO-M10A02-0814	SOIL	N	Cobalt	5.9	0.098	0.2	0.3	MG/KG
	OD-SO-M10A02-0814	SOIL	N	Copper	37	0.15	0.3	0.49	MG/KG
	OD-SO-M10A02-0814	SOIL	N	Lead	24	0.059	0.098	0.2	MG/KG
	OD-SO-M10A02-0814	SOIL	N	Nickel	19	0.098	0.2	0.3	MG/KG
	OD-SO-M10A02-0814	SOIL	N	Selenium	0.23 J	0.098	0.2	0.3	MG/KG
	OD-SO-M10A02-0814	SOIL	N	Silver	0.4	0.03	0.049	0.098	MG/KG
	OD-SO-M10A02-0814	SOIL	N	Thallium	0.21	0.049	0.098	0.15	MG/KG
	OD-SO-M10A02-0814	SOIL	N	Tin	4.9 U	2	4.9	9.8	MG/KG
	OD-SO-M10A02-0814	SOIL	N	Vanadium	25	0.59	0.98	2	MG/KG
	OD-SO-M10A02-0814	SOIL	N	Zinc	46	0.59	0.98	2	MG/KG
SW6850									
	OB-SO-BERMNW-0814	SOIL	N	Perchlorate	920 J	3	8	100	UG/KG
	OB-SO-BERMSE-0814	SOIL	N	Perchlorate	1300 J	3	7.9	99	UG/KG
	OD-SO-G08B01-0814	SOIL	N	Perchlorate	1100 J	3.8	10	130	UG/KG

Table 3. Summary of Analytical Results for Open Detonation Unit Incremental Soil Samples, Kirtland Air Force Base, August 2014

Method	Sample ID	Matrix	QA/QC Type	Analyte	Result*	DL	LOD	LOQ	Units
SW6850									
	OD-SO-G09A01-0814	SOIL	N	Perchlorate	2000 J	7.6	20	250	UG/KG
	OD-SO-G09B02-0814	SOIL	N	Perchlorate	600 J	3.6	9.6	120	UG/KG
	OD-SO-G10B02-0814	SOIL	N	Perchlorate	380 J	1.4	3.8	48	UG/KG
	OD-SO-H07B02-0814	SOIL	N	Perchlorate	300 J	1.4	3.8	48	UG/KG
	OD-SO-H08A02-0814	SOIL	N	Perchlorate	640 J	3.8	10	130	UG/KG
	OD-SO-H08A02-D14	SOIL	N	Perchlorate	690 J	3.7	9.7	120	UG/KG
	OD-SO-H08A02-T14	SOIL	N	Perchlorate	740 J	3.7	9.9	120	UG/KG
	OD-SO-H09B01-0814	SOIL	N	Perchlorate	1500 J	7.5	20	250	UG/KG
	OD-SO-H10B01-0814	SOIL	N	Perchlorate	1300 J	7.6	20	250	UG/KG
	OD-SO-H10B01-D14	SOIL	N	Perchlorate	1300 J	7.4	20	250	UG/KG
	OD-SO-H10B01-T14	SOIL	N	Perchlorate	980 J	3.8	10	130	UG/KG
	OD-SO-H10B02-0814	SOIL	N	Perchlorate	620 J	3.8	10	130	UG/KG
	OD-SO-H11B01-0814	SOIL	N	Perchlorate	410 J	1.5	4	50	UG/KG
	OD-SO-H13B02-0814	SOIL	N	Perchlorate	84	0.3	0.8	10	UG/KG
	OD-SO-H14A01-0814	SOIL	N	Perchlorate	14	0.15	0.4	5	UG/KG
	OD-SO-H14B02-0814	SOIL	N	Perchlorate	4.4 J	0.14	0.39	4.8	UG/KG
	OD-SO-H15A01-0814	SOIL	N	Perchlorate	8.3	0.15	0.4	5	UG/KG
	OD-SO-H15B02-0814	SOIL	N	Perchlorate	26	0.15	0.4	5	UG/KG
	OD-SO-J07B01-0814	SOIL	N	Perchlorate	510 J	3.8	10	130	UG/KG
	OD-SO-J08A02-0814	SOIL	N	Perchlorate	2800 J	15	39	490	UG/KG
	OD-SO-J08B01-0814	SOIL	N	Perchlorate	660 J	3.7	9.9	120	UG/KG
	OD-SO-J09A01-0814	SOIL	N	Perchlorate	1300 J	7.4	20	250	UG/KG
	OD-SO-J09A02-0814	SOIL	N	Perchlorate	1600 J	15	40	500	UG/KG

Table 3. Summary of Analytical Results for Open Detonation Unit Incremental Soil Samples, Kirtland Air Force Base, August 2014

Method	Sample ID	Matrix	QA/QC Type	Analyte	Result*	DL	LOD	LOQ	Units
SW6850									
	OD-SO-J09B01-0814	SOIL	N	Perchlorate	3600 J	15	39	490	UG/KG
	OD-SO-J09B02-0814	SOIL	N	Perchlorate	4200 J	15	39	490	UG/KG
	OD-SO-J10B01-0814	SOIL	N	Perchlorate	1500 J	7.6	20	250	UG/KG
	OD-SO-J10B02-0814	SOIL	N	Perchlorate	690 J	3.6	9.6	120	UG/KG
	OD-SO-J14A01-0814	SOIL	N	Perchlorate	15	0.15	0.4	5	UG/KG
	OD-SO-J15A01-0814	SOIL	N	Perchlorate	23	0.15	0.39	4.9	UG/KG
	OD-SO-J15A01-D14	SOIL	N	Perchlorate	17	0.15	0.4	5	UG/KG
	OD-SO-J15A01-T15	SOIL	N	Perchlorate	13	0.15	0.4	5	UG/KG
	OD-SO-K07B02-0814	SOIL	N	Perchlorate	480 J	3.7	9.8	120	UG/KG
	OD-SO-K09B01-0814	SOIL	N	Perchlorate	1500 J	7.5	20	250	UG/KG
	OD-SO-K09B02-0814	SOIL	N	Perchlorate	770 J	3.7	9.7	120	UG/KG
	OD-SO-K09B02-D14	SOIL	N	Perchlorate	930 J	3.6	9.7	120	UG/KG
	OD-SO-K09B02-T14	SOIL	N	Perchlorate	1400 J	7.4	20	250	UG/KG
	OD-SO-K10B01-0814	SOIL	N	Perchlorate	1600 J	7.5	20	250	UG/KG
	OD-SO-K11B02-0814	SOIL	N	Perchlorate	280 J	1.5	4	50	UG/KG
	OD-SO-L07A02-0814	SOIL	N	Perchlorate	460 J	1.5	4	51	UG/KG
	OD-SO-L08A01-0814	SOIL	N	Perchlorate	630 J	3.8	10	130	UG/KG
	OD-SO-L08A02-0814	SOIL	N	Perchlorate	800 J	3.7	10	120	UG/KG
	OD-SO-L09A01-0814	SOIL	N	Perchlorate	1100 J	3.7	9.9	120	UG/KG
	OD-SO-L09A02-0814	SOIL	N	Perchlorate	1500 J	7.6	20	250	UG/KG
	OD-SO-L10A02-0814	SOIL	N	Perchlorate	480 J	1.4	3.8	48	UG/KG
	OD-SO-L11A01-0814	SOIL	N	Perchlorate	400 J	1.5	3.9	48	UG/KG
	OD-SO-L11B02-0814	SOIL	N	Perchlorate	130 J	0.75	2	25	UG/KG

Table 3. Summary of Analytical Results for Open Detonation Unit Incremental Soil Samples, Kirtland Air Force Base, August 2014

Method	Sample ID	Matrix	QA/QC Type	Analyte	Result*	DL	LOD	LOQ	Units
SW6850									
	OD-SO-L11B02-D14	SOIL	N	Perchlorate	120 J	0.74	2	25	UG/KG
	OD-SO-L11B02-T14	SOIL	N	Perchlorate	76 J	0.75	2	25	UG/KG
	OD-SO-L12B01-0814	SOIL	N	Perchlorate	77 J	0.75	2	25	UG/KG
	OD-SO-M10A02-0814	SOIL	N	Perchlorate	48 J	0.15	0.4	5	UG/KG
SW7471									
	OB-SO-BERMNW-0814	SOIL	N	Mercury	0.023 J	0.0051	0.01	0.024	MG/KG
	OB-SO-BERMSE-0814	SOIL	N	Mercury	0.02 J	0.0052	0.01	0.024	MG/KG
	OD-SO-G08B01-0814	SOIL	N	Mercury	0.035	0.0051	0.01	0.024	MG/KG
	OD-SO-G09A01-0814	SOIL	N	Mercury	0.023 J	0.0051	0.01	0.024	MG/KG
	OD-SO-G09B02-0814	SOIL	N	Mercury	0.025	0.0051	0.0099	0.024	MG/KG
	OD-SO-G10B02-0814	SOIL	N	Mercury	0.022 J	0.0052	0.01	0.024	MG/KG
	OD-SO-H07B02-0814	SOIL	N	Mercury	0.023 J	0.0052	0.01	0.024	MG/KG
	OD-SO-H08A02-0814	SOIL	N	Mercury	0.031	0.0052	0.01	0.024	MG/KG
	OD-SO-H08A02-D14	SOIL	N	Mercury	0.032	0.0052	0.01	0.024	MG/KG
	OD-SO-H08A02-T14	SOIL	N	Mercury	0.031	0.0052	0.01	0.024	MG/KG
	OD-SO-H09B01-0814	SOIL	N	Mercury	0.037	0.0051	0.01	0.024	MG/KG
	OD-SO-H10B01-0814	SOIL	N	Mercury	0.044	0.0052	0.01	0.024	MG/KG
	OD-SO-H10B01-D14	SOIL	N	Mercury	0.038	0.0051	0.01	0.024	MG/KG
	OD-SO-H10B01-T14	SOIL	N	Mercury	0.033	0.0052	0.01	0.024	MG/KG
	OD-SO-H10B02-0814	SOIL	N	Mercury	0.037	0.0052	0.01	0.024	MG/KG
	OD-SO-H11B01-0814	SOIL	N	Mercury	0.027	0.0051	0.01	0.024	MG/KG
	OD-SO-H13B02-0814	SOIL	N	Mercury	0.024	0.0051	0.01	0.024	MG/KG
	OD-SO-H14A01-0814	SOIL	N	Mercury	0.021 J	0.0051	0.01	0.024	MG/KG
	OD-SO-H14B02-0814	SOIL	N	Mercury	0.036	0.0051	0.01	0.024	MG/KG

Table 3. Summary of Analytical Results for Open Detonation Unit Incremental Soil Samples, Kirtland Air Force Base, August 2014

Method	Sample ID	Matrix	QA/QC Type	Analyte	Result*	DL	LOD	LOQ	Units
SW7471									
	OD-SO-H15A01-0814	SOIL	N	Mercury	0.02 J	0.0051	0.01	0.024	MG/KG
	OD-SO-H15B02-0814	SOIL	N	Mercury	0.018 J	0.0051	0.01	0.024	MG/KG
	OD-SO-J07B01-0814	SOIL	N	Mercury	0.019 J	0.0051	0.01	0.024	MG/KG
	OD-SO-J08A02-0814	SOIL	N	Mercury	0.029	0.0052	0.01	0.024	MG/KG
	OD-SO-J08B01-0814	SOIL	N	Mercury	0.018 J	0.0051	0.01	0.024	MG/KG
	OD-SO-J09A01-0814	SOIL	N	Mercury	0.037	0.0051	0.01	0.024	MG/KG
	OD-SO-J09A02-0814	SOIL	N	Mercury	0.043	0.0051	0.0099	0.024	MG/KG
	OD-SO-J09B01-0814	SOIL	N	Mercury	0.041	0.0051	0.01	0.024	MG/KG
	OD-SO-J09B02-0814	SOIL	N	Mercury	0.039	0.0051	0.01	0.024	MG/KG
	OD-SO-J10B01-0814	SOIL	N	Mercury	0.062	0.0051	0.0099	0.024	MG/KG
	OD-SO-J10B02-0814	SOIL	N	Mercury	0.031	0.0052	0.01	0.024	MG/KG
	OD-SO-J14A01-0814	SOIL	N	Mercury	0.02 J	0.0051	0.0098	0.024	MG/KG
	OD-SO-J15A01-0814	SOIL	N	Mercury	0.053	0.0051	0.0099	0.024	MG/KG
	OD-SO-J15A01-D14	SOIL	N	Mercury	0.035	0.0051	0.0099	0.024	MG/KG
	OD-SO-J15A01-T15	SOIL	N	Mercury	0.03	0.0051	0.01	0.024	MG/KG
	OD-SO-K07B02-0814	SOIL	N	Mercury	0.024	0.0051	0.0099	0.024	MG/KG
	OD-SO-K09B01-0814	SOIL	N	Mercury	0.021 J	0.0051	0.01	0.024	MG/KG
	OD-SO-K09B02-0814	SOIL	N	Mercury	0.025	0.0051	0.01	0.024	MG/KG
	OD-SO-K09B02-D14	SOIL	N	Mercury	0.036	0.0052	0.01	0.024	MG/KG
	OD-SO-K09B02-T14	SOIL	N	Mercury	0.028	0.0051	0.01	0.024	MG/KG
	OD-SO-K10B01-0814	SOIL	N	Mercury	0.029	0.0051	0.0098	0.024	MG/KG
	OD-SO-K11B02-0814	SOIL	N	Mercury	0.05	0.0051	0.0099	0.024	MG/KG
	OD-SO-L07A02-0814	SOIL	N	Mercury	0.023 J	0.0051	0.01	0.024	MG/KG

Table 3. Summary of Analytical Results for Open Detonation Unit Incremental Soil Samples, Kirtland Air Force Base, August 2014

Method	Sample ID	Matrix	QA/QC Type	Analyte	Result*	DL	LOD	LOQ	Units
SW7471									
	OD-SO-L08A01-0814	SOIL	N	Mercury	0.025	0.0051	0.01	0.024	MG/KG
	OD-SO-L08A02-0814	SOIL	N	Mercury	0.026	0.0051	0.01	0.024	MG/KG
	OD-SO-L09A01-0814	SOIL	N	Mercury	0.03	0.0051	0.0099	0.024	MG/KG
	OD-SO-L09A02-0814	SOIL	N	Mercury	0.033	0.0052	0.01	0.024	MG/KG
	OD-SO-L10A02-0814	SOIL	N	Mercury	0.048	0.0052	0.01	0.024	MG/KG
	OD-SO-L11A01-0814	SOIL	N	Mercury	0.1	0.0051	0.01	0.024	MG/KG
	OD-SO-L11B02-0814	SOIL	N	Mercury	0.041	0.0051	0.0099	0.024	MG/KG
	OD-SO-L11B02-D14	SOIL	N	Mercury	0.052	0.0051	0.0099	0.024	MG/KG
	OD-SO-L11B02-T14	SOIL	N	Mercury	0.043	0.0051	0.0099	0.024	MG/KG
	OD-SO-L12B01-0814	SOIL	N	Mercury	0.053	0.0051	0.0098	0.024	MG/KG
	OD-SO-M10A02-0814	SOIL	N	Mercury	0.04	0.005	0.0098	0.023	MG/KG
SW8330B									
	OB-SO-BERMNW-0814	SOIL	N	1,3,5-Trinitrobenzene	0.05 U	0.0099	0.05	0.25	MG/KG
	OB-SO-BERMNW-0814	SOIL	N	1,3-Dinitrobenzene	0.05 U	0.0042	0.05	0.25	MG/KG
	OB-SO-BERMNW-0814	SOIL	N	2,4,6-Trinitrotoluene	0.07 J	0.019	0.05	0.25	MG/KG
	OB-SO-BERMNW-0814	SOIL	N	2,4-Dinitrotoluene	0.05 U	0.0053	0.05	0.25	MG/KG
	OB-SO-BERMNW-0814	SOIL	N	2,6-Dinitrotoluene	0.05 U	0.0073	0.05	0.25	MG/KG
	OB-SO-BERMNW-0814	SOIL	N	2-Amino-4,6-dinitrotoluene	0.05 U	0.012	0.05	0.25	MG/KG
	OB-SO-BERMNW-0814	SOIL	N	2-Nitrotoluene	0.05 U	0.013	0.05	0.25	MG/KG
	OB-SO-BERMNW-0814	SOIL	N	3-Nitrotoluene	0.05 U	0.015	0.05	0.25	MG/KG
	OB-SO-BERMNW-0814	SOIL	N	4-Amino-2,6-dinitrotoluene	0.05 U	0.0099	0.05	0.25	MG/KG
	OB-SO-BERMNW-0814	SOIL	N	4-Nitrotoluene	0.05 U	0.018	0.05	0.25	MG/KG
	OB-SO-BERMNW-0814	SOIL	N	HMX	0.078 J	0.012	0.05	0.25	MG/KG
	OB-SO-BERMNW-0814	SOIL	N	Nitrobenzene	0.05 U	0.017	0.05	0.25	MG/KG

Table 3. Summary of Analytical Results for Open Detonation Unit Incremental Soil Samples, Kirtland Air Force Base, August 2014

Method	Sample ID	Matrix	QA/QC Type	Analyte	Result*	DL	LOD	LOQ	Units
SW8330B									
	OB-SO-BERMNW-0814	SOIL	N	Nitroglycerin	0.25 UJ	0.015	0.25	0.5	MG/KG
	OB-SO-BERMNW-0814	SOIL	N	PETN	0.25 U	0.025	0.25	0.5	MG/KG
	OB-SO-BERMNW-0814	SOIL	N	RDX	0.13 J	0.012	0.05	0.25	MG/KG
	OB-SO-BERMNW-0814	SOIL	N	Tetryl	0.05 U	0.0099	0.05	0.25	MG/KG
	OB-SO-BERMSE-0814	SOIL	N	1,3,5-Trinitrobenzene	0.05 U	0.01	0.05	0.25	MG/KG
	OB-SO-BERMSE-0814	SOIL	N	1,3-Dinitrobenzene	0.05 U	0.0042	0.05	0.25	MG/KG
	OB-SO-BERMSE-0814	SOIL	N	2,4,6-Trinitrotoluene	0.05 U	0.019	0.05	0.25	MG/KG
	OB-SO-BERMSE-0814	SOIL	N	2,4-Dinitrotoluene	0.05 U	0.0053	0.05	0.25	MG/KG
	OB-SO-BERMSE-0814	SOIL	N	2,6-Dinitrotoluene	0.05 U	0.0073	0.05	0.25	MG/KG
	OB-SO-BERMSE-0814	SOIL	N	2-Amino-4,6-dinitrotoluene	0.05 U	0.013	0.05	0.25	MG/KG
	OB-SO-BERMSE-0814	SOIL	N	2-Nitrotoluene	0.05 U	0.013	0.05	0.25	MG/KG
	OB-SO-BERMSE-0814	SOIL	N	3-Nitrotoluene	0.05 U	0.016	0.05	0.25	MG/KG
	OB-SO-BERMSE-0814	SOIL	N	4-Amino-2,6-dinitrotoluene	0.05 U	0.01	0.05	0.25	MG/KG
	OB-SO-BERMSE-0814	SOIL	N	4-Nitrotoluene	0.05 U	0.018	0.05	0.25	MG/KG
	OB-SO-BERMSE-0814	SOIL	N	HMX	0.034 J	0.012	0.05	0.25	MG/KG
	OB-SO-BERMSE-0814	SOIL	N	Nitrobenzene	0.05 U	0.018	0.05	0.25	MG/KG
	OB-SO-BERMSE-0814	SOIL	N	Nitroglycerin	0.67 J	0.015	0.25	0.5	MG/KG
	OB-SO-BERMSE-0814	SOIL	N	PETN	0.25 U	0.025	0.25	0.5	MG/KG
	OB-SO-BERMSE-0814	SOIL	N	RDX	0.05 U	0.012	0.05	0.25	MG/KG
	OB-SO-BERMSE-0814	SOIL	N	Tetryl	0.05 U	0.01	0.05	0.25	MG/KG
	OD-SO-G08B01-0814	SOIL	N	1,3,5-Trinitrobenzene	0.049 U	0.0099	0.049	0.25	MG/KG
	OD-SO-G08B01-0814	SOIL	N	1,3-Dinitrobenzene	0.049 U	0.0041	0.049	0.25	MG/KG
	OD-SO-G08B01-0814	SOIL	N	2,4,6-Trinitrotoluene	0.049 U	0.019	0.049	0.25	MG/KG

Table 3. Summary of Analytical Results for Open Detonation Unit Incremental Soil Samples, Kirtland Air Force Base, August 2014

Method	Sample ID	Matrix	QA/QC Type	Analyte	Result*	DL	LOD	LOQ	Units
SW8330B									
	OD-SO-G08B01-0814	SOIL	N	2,4-Dinitrotoluene	0.026 J	0.0052	0.049	0.25	MG/KG
	OD-SO-G08B01-0814	SOIL	N	2,6-Dinitrotoluene	0.049 U	0.0072	0.049	0.25	MG/KG
	OD-SO-G08B01-0814	SOIL	N	2-Amino-4,6-dinitrotoluene	0.049 U	0.012	0.049	0.25	MG/KG
	OD-SO-G08B01-0814	SOIL	N	2-Nitrotoluene	0.049 U	0.013	0.049	0.25	MG/KG
	OD-SO-G08B01-0814	SOIL	N	3-Nitrotoluene	0.049 U	0.015	0.049	0.25	MG/KG
	OD-SO-G08B01-0814	SOIL	N	4-Amino-2,6-dinitrotoluene	0.049 U	0.0099	0.049	0.25	MG/KG
	OD-SO-G08B01-0814	SOIL	N	4-Nitrotoluene	0.049 U	0.018	0.049	0.25	MG/KG
	OD-SO-G08B01-0814	SOIL	N	HMX	0.099 J	0.012	0.049	0.25	MG/KG
	OD-SO-G08B01-0814	SOIL	N	Nitrobenzene	0.049 U	0.017	0.049	0.25	MG/KG
	OD-SO-G08B01-0814	SOIL	N	Nitroglycerin	0.25 UJ	0.015	0.25	0.49	MG/KG
	OD-SO-G08B01-0814	SOIL	N	PETN	0.25 U	0.025	0.25	0.49	MG/KG
	OD-SO-G08B01-0814	SOIL	N	RDX	0.16 J	0.012	0.049	0.25	MG/KG
	OD-SO-G08B01-0814	SOIL	N	Tetryl	0.049 U	0.0099	0.049	0.25	MG/KG
	OD-SO-G09A01-0814	SOIL	N	1,3,5-Trinitrobenzene	0.05 U	0.01	0.05	0.25	MG/KG
	OD-SO-G09A01-0814	SOIL	N	1,3-Dinitrobenzene	0.05 U	0.0042	0.05	0.25	MG/KG
	OD-SO-G09A01-0814	SOIL	N	2,4,6-Trinitrotoluene	0.05 U	0.019	0.05	0.25	MG/KG
	OD-SO-G09A01-0814	SOIL	N	2,4-Dinitrotoluene	0.0088 J	0.0053	0.05	0.25	MG/KG
	OD-SO-G09A01-0814	SOIL	N	2,6-Dinitrotoluene	0.05 U	0.0073	0.05	0.25	MG/KG
	OD-SO-G09A01-0814	SOIL	N	2-Amino-4,6-dinitrotoluene	0.05 U	0.012	0.05	0.25	MG/KG
	OD-SO-G09A01-0814	SOIL	N	2-Nitrotoluene	0.05 U	0.013	0.05	0.25	MG/KG
	OD-SO-G09A01-0814	SOIL	N	3-Nitrotoluene	0.05 U	0.015	0.05	0.25	MG/KG
	OD-SO-G09A01-0814	SOIL	N	4-Amino-2,6-dinitrotoluene	0.05 U	0.01	0.05	0.25	MG/KG
	OD-SO-G09A01-0814	SOIL	N	4-Nitrotoluene	0.05 U	0.018	0.05	0.25	MG/KG

Table 3. Summary of Analytical Results for Open Detonation Unit Incremental Soil Samples, Kirtland Air Force Base, August 2014

Method	Sample ID	Matrix	QA/QC Type	Analyte	Result*	DL	LOD	LOQ	Units
SW8330B									
	OD-SO-G09A01-0814	SOIL	N	HMX	0.072 J	0.012	0.05	0.25	MG/KG
	OD-SO-G09A01-0814	SOIL	N	Nitrobenzene	0.05 U	0.018	0.05	0.25	MG/KG
	OD-SO-G09A01-0814	SOIL	N	Nitroglycerin	0.051 J	0.015	0.25	0.5	MG/KG
	OD-SO-G09A01-0814	SOIL	N	PETN	0.25 U	0.025	0.25	0.5	MG/KG
	OD-SO-G09A01-0814	SOIL	N	RDX	0.05 U	0.012	0.05	0.25	MG/KG
	OD-SO-G09A01-0814	SOIL	N	Tetryl	0.05 U	0.01	0.05	0.25	MG/KG
	OD-SO-G09B02-0814	SOIL	N	1,3,5-Trinitrobenzene	0.049 U	0.0099	0.049	0.25	MG/KG
	OD-SO-G09B02-0814	SOIL	N	1,3-Dinitrobenzene	0.049 U	0.0042	0.049	0.25	MG/KG
	OD-SO-G09B02-0814	SOIL	N	2,4,6-Trinitrotoluene	0.049 U	0.019	0.049	0.25	MG/KG
	OD-SO-G09B02-0814	SOIL	N	2,4-Dinitrotoluene	0.049 U	0.0052	0.049	0.25	MG/KG
	OD-SO-G09B02-0814	SOIL	N	2,6-Dinitrotoluene	0.049 U	0.0072	0.049	0.25	MG/KG
	OD-SO-G09B02-0814	SOIL	N	2-Amino-4,6-dinitrotoluene	0.049 U	0.012	0.049	0.25	MG/KG
	OD-SO-G09B02-0814	SOIL	N	2-Nitrotoluene	0.049 U	0.013	0.049	0.25	MG/KG
	OD-SO-G09B02-0814	SOIL	N	3-Nitrotoluene	0.049 U	0.015	0.049	0.25	MG/KG
	OD-SO-G09B02-0814	SOIL	N	4-Amino-2,6-dinitrotoluene	0.049 U	0.0099	0.049	0.25	MG/KG
	OD-SO-G09B02-0814	SOIL	N	4-Nitrotoluene	0.049 U	0.018	0.049	0.25	MG/KG
	OD-SO-G09B02-0814	SOIL	N	HMX	0.049 U	0.012	0.049	0.25	MG/KG
	OD-SO-G09B02-0814	SOIL	N	Nitrobenzene	0.049 U	0.017	0.049	0.25	MG/KG
	OD-SO-G09B02-0814	SOIL	N	Nitroglycerin	0.25 UJ	0.015	0.25	0.49	MG/KG
	OD-SO-G09B02-0814	SOIL	N	PETN	0.25 U	0.025	0.25	0.49	MG/KG
	OD-SO-G09B02-0814	SOIL	N	RDX	0.049 U	0.012	0.049	0.25	MG/KG
	OD-SO-G09B02-0814	SOIL	N	Tetryl	0.049 U	0.0099	0.049	0.25	MG/KG
	OD-SO-G10B02-0814	SOIL	N	1,3,5-Trinitrobenzene	0.049 U	0.0099	0.049	0.25	MG/KG

Table 3. Summary of Analytical Results for Open Detonation Unit Incremental Soil Samples, Kirtland Air Force Base, August 2014

Method	Sample ID	Matrix	QA/QC Type	Analyte	Result*	DL	LOD	LOQ	Units
SW8330B									
	OD-SO-G10B02-0814	SOIL	N	1,3-Dinitrobenzene	0.049 U	0.0042	0.049	0.25	MG/KG
	OD-SO-G10B02-0814	SOIL	N	2,4,6-Trinitrotoluene	0.049 U	0.019	0.049	0.25	MG/KG
	OD-SO-G10B02-0814	SOIL	N	2,4-Dinitrotoluene	0.049 U	0.0052	0.049	0.25	MG/KG
	OD-SO-G10B02-0814	SOIL	N	2,6-Dinitrotoluene	0.049 U	0.0072	0.049	0.25	MG/KG
	OD-SO-G10B02-0814	SOIL	N	2-Amino-4,6-dinitrotoluene	0.049 U	0.012	0.049	0.25	MG/KG
	OD-SO-G10B02-0814	SOIL	N	2-Nitrotoluene	0.049 U	0.013	0.049	0.25	MG/KG
	OD-SO-G10B02-0814	SOIL	N	3-Nitrotoluene	0.049 U	0.015	0.049	0.25	MG/KG
	OD-SO-G10B02-0814	SOIL	N	4-Amino-2,6-dinitrotoluene	0.049 U	0.0099	0.049	0.25	MG/KG
	OD-SO-G10B02-0814	SOIL	N	4-Nitrotoluene	0.049 U	0.018	0.049	0.25	MG/KG
	OD-SO-G10B02-0814	SOIL	N	HMX	0.034 J	0.012	0.049	0.25	MG/KG
	OD-SO-G10B02-0814	SOIL	N	Nitrobenzene	0.049 U	0.017	0.049	0.25	MG/KG
	OD-SO-G10B02-0814	SOIL	N	Nitroglycerin	0.25 UJ	0.015	0.25	0.49	MG/KG
	OD-SO-G10B02-0814	SOIL	N	PETN	0.25 U	0.025	0.25	0.49	MG/KG
	OD-SO-G10B02-0814	SOIL	N	RDX	0.19 J	0.012	0.049	0.25	MG/KG
	OD-SO-G10B02-0814	SOIL	N	Tetryl	0.049 U	0.0099	0.049	0.25	MG/KG
	OD-SO-H07B02-0814	SOIL	N	1,3,5-Trinitrobenzene	0.05 U	0.01	0.05	0.25	MG/KG
	OD-SO-H07B02-0814	SOIL	N	1,3-Dinitrobenzene	0.05 U	0.0042	0.05	0.25	MG/KG
	OD-SO-H07B02-0814	SOIL	N	2,4,6-Trinitrotoluene	0.05 U	0.019	0.05	0.25	MG/KG
	OD-SO-H07B02-0814	SOIL	N	2,4-Dinitrotoluene	0.05 U	0.0053	0.05	0.25	MG/KG
	OD-SO-H07B02-0814	SOIL	N	2,6-Dinitrotoluene	0.05 U	0.0073	0.05	0.25	MG/KG
	OD-SO-H07B02-0814	SOIL	N	2-Amino-4,6-dinitrotoluene	0.05 U	0.013	0.05	0.25	MG/KG
	OD-SO-H07B02-0814	SOIL	N	2-Nitrotoluene	0.05 U	0.013	0.05	0.25	MG/KG
	OD-SO-H07B02-0814	SOIL	N	3-Nitrotoluene	0.05 U	0.016	0.05	0.25	MG/KG

Table 3. Summary of Analytical Results for Open Detonation Unit Incremental Soil Samples, Kirtland Air Force Base, August 2014

Method	Sample ID	Matrix	QA/QC Type	Analyte	Result*	DL	LOD	LOQ	Units
SW8330B									
	OD-SO-H07B02-0814	SOIL	N	4-Amino-2,6-dinitrotoluene	0.05 U	0.01	0.05	0.25	MG/KG
	OD-SO-H07B02-0814	SOIL	N	4-Nitrotoluene	0.05 U	0.018	0.05	0.25	MG/KG
	OD-SO-H07B02-0814	SOIL	N	HMX	0.05 U	0.012	0.05	0.25	MG/KG
	OD-SO-H07B02-0814	SOIL	N	Nitrobenzene	0.05 U	0.018	0.05	0.25	MG/KG
	OD-SO-H07B02-0814	SOIL	N	Nitroglycerin	0.25 UJ	0.015	0.25	0.5	MG/KG
	OD-SO-H07B02-0814	SOIL	N	PETN	0.25 U	0.025	0.25	0.5	MG/KG
	OD-SO-H07B02-0814	SOIL	N	RDX	0.05 U	0.012	0.05	0.25	MG/KG
	OD-SO-H07B02-0814	SOIL	N	Tetryl	0.05 U	0.01	0.05	0.25	MG/KG
	OD-SO-H08A02-0814	SOIL	N	1,3,5-Trinitrobenzene	0.049 U	0.0099	0.049	0.25	MG/KG
	OD-SO-H08A02-0814	SOIL	N	1,3-Dinitrobenzene	0.049 U	0.0042	0.049	0.25	MG/KG
	OD-SO-H08A02-0814	SOIL	N	2,4,6-Trinitrotoluene	0.17 J	0.019	0.049	0.25	MG/KG
	OD-SO-H08A02-0814	SOIL	N	2,4-Dinitrotoluene	0.049 U	0.0052	0.049	0.25	MG/KG
	OD-SO-H08A02-0814	SOIL	N	2,6-Dinitrotoluene	0.049 U	0.0072	0.049	0.25	MG/KG
	OD-SO-H08A02-0814	SOIL	N	2-Amino-4,6-dinitrotoluene	0.04 J	0.012	0.049	0.25	MG/KG
	OD-SO-H08A02-0814	SOIL	N	2-Nitrotoluene	0.049 U	0.013	0.049	0.25	MG/KG
	OD-SO-H08A02-0814	SOIL	N	3-Nitrotoluene	0.049 U	0.015	0.049	0.25	MG/KG
	OD-SO-H08A02-0814	SOIL	N	4-Amino-2,6-dinitrotoluene	0.026 J	0.0099	0.049	0.25	MG/KG
	OD-SO-H08A02-0814	SOIL	N	4-Nitrotoluene	0.049 U	0.018	0.049	0.25	MG/KG
	OD-SO-H08A02-0814	SOIL	N	HMX	0.056 J	0.012	0.049	0.25	MG/KG
	OD-SO-H08A02-0814	SOIL	N	Nitrobenzene	0.049 U	0.017	0.049	0.25	MG/KG
	OD-SO-H08A02-0814	SOIL	N	Nitroglycerin	0.25 UJ	0.015	0.25	0.49	MG/KG
	OD-SO-H08A02-0814	SOIL	N	PETN	0.25 U	0.025	0.25	0.49	MG/KG
	OD-SO-H08A02-0814	SOIL	N	RDX	0.049 U	0.012	0.049	0.25	MG/KG

Table 3. Summary of Analytical Results for Open Detonation Unit Incremental Soil Samples, Kirtland Air Force Base, August 2014

Method	Sample ID	Matrix	QA/QC Type	Analyte	Result*	DL	LOD	LOQ	Units
SW8330B									
	OD-SO-H08A02-0814	SOIL	N	Tetryl	0.049 U	0.0099	0.049	0.25	MG/KG
	OD-SO-H08A02-D14	SOIL	N	1,3,5-Trinitrobenzene	0.05 U	0.01	0.05	0.25	MG/KG
	OD-SO-H08A02-D14	SOIL	N	1,3-Dinitrobenzene	0.05 U	0.0042	0.05	0.25	MG/KG
	OD-SO-H08A02-D14	SOIL	N	2,4,6-Trinitrotoluene	0.05 U	0.019	0.05	0.25	MG/KG
	OD-SO-H08A02-D14	SOIL	N	2,4-Dinitrotoluene	0.05 U	0.0053	0.05	0.25	MG/KG
	OD-SO-H08A02-D14	SOIL	N	2,6-Dinitrotoluene	0.05 U	0.0073	0.05	0.25	MG/KG
	OD-SO-H08A02-D14	SOIL	N	2-Amino-4,6-dinitrotoluene	0.05 U	0.012	0.05	0.25	MG/KG
	OD-SO-H08A02-D14	SOIL	N	2-Nitrotoluene	0.05 U	0.013	0.05	0.25	MG/KG
	OD-SO-H08A02-D14	SOIL	N	3-Nitrotoluene	0.05 U	0.015	0.05	0.25	MG/KG
	OD-SO-H08A02-D14	SOIL	N	4-Amino-2,6-dinitrotoluene	0.05 U	0.01	0.05	0.25	MG/KG
	OD-SO-H08A02-D14	SOIL	N	4-Nitrotoluene	0.05 U	0.018	0.05	0.25	MG/KG
	OD-SO-H08A02-D14	SOIL	N	HMX	0.045 J	0.012	0.05	0.25	MG/KG
	OD-SO-H08A02-D14	SOIL	N	Nitrobenzene	0.05 U	0.018	0.05	0.25	MG/KG
	OD-SO-H08A02-D14	SOIL	N	Nitroglycerin	0.25 UJ	0.015	0.25	0.5	MG/KG
	OD-SO-H08A02-D14	SOIL	N	PETN	0.25 U	0.025	0.25	0.5	MG/KG
	OD-SO-H08A02-D14	SOIL	N	RDX	0.05 U	0.012	0.05	0.25	MG/KG
	OD-SO-H08A02-D14	SOIL	N	Tetryl	0.05 U	0.01	0.05	0.25	MG/KG
	OD-SO-H08A02-T14	SOIL	N	1,3,5-Trinitrobenzene	0.05 U	0.01	0.05	0.25	MG/KG
	OD-SO-H08A02-T14	SOIL	N	1,3-Dinitrobenzene	0.05 U	0.0042	0.05	0.25	MG/KG
	OD-SO-H08A02-T14	SOIL	N	2,4,6-Trinitrotoluene	0.05 U	0.019	0.05	0.25	MG/KG
	OD-SO-H08A02-T14	SOIL	N	2,4-Dinitrotoluene	0.055 J	0.0053	0.05	0.25	MG/KG
	OD-SO-H08A02-T14	SOIL	N	2,6-Dinitrotoluene	0.05 U	0.0073	0.05	0.25	MG/KG
	OD-SO-H08A02-T14	SOIL	N	2-Amino-4,6-dinitrotoluene	0.05 U	0.013	0.05	0.25	MG/KG

Table 3. Summary of Analytical Results for Open Detonation Unit Incremental Soil Samples, Kirtland Air Force Base, August 2014

Method	Sample ID	Matrix	QA/QC Type	Analyte	Result*	DL	LOD	LOQ	Units
SW8330B									
	OD-SO-H08A02-T14	SOIL	N	2-Nitrotoluene	0.05 U	0.013	0.05	0.25	MG/KG
	OD-SO-H08A02-T14	SOIL	N	3-Nitrotoluene	0.05 U	0.016	0.05	0.25	MG/KG
	OD-SO-H08A02-T14	SOIL	N	4-Amino-2,6-dinitrotoluene	0.05 U	0.01	0.05	0.25	MG/KG
	OD-SO-H08A02-T14	SOIL	N	4-Nitrotoluene	0.05 U	0.018	0.05	0.25	MG/KG
	OD-SO-H08A02-T14	SOIL	N	HMX	0.03 J	0.012	0.05	0.25	MG/KG
	OD-SO-H08A02-T14	SOIL	N	Nitrobenzene	0.05 U	0.018	0.05	0.25	MG/KG
	OD-SO-H08A02-T14	SOIL	N	Nitroglycerin	1.2 J	0.015	0.25	0.5	MG/KG
	OD-SO-H08A02-T14	SOIL	N	PETN	0.25 U	0.025	0.25	0.5	MG/KG
	OD-SO-H08A02-T14	SOIL	N	RDX	0.05 U	0.012	0.05	0.25	MG/KG
	OD-SO-H08A02-T14	SOIL	N	Tetryl	0.05 U	0.01	0.05	0.25	MG/KG
	OD-SO-H09B01-0814	SOIL	N	1,3,5-Trinitrobenzene	0.05 U	0.01	0.05	0.25	MG/KG
	OD-SO-H09B01-0814	SOIL	N	1,3-Dinitrobenzene	0.05 U	0.0042	0.05	0.25	MG/KG
	OD-SO-H09B01-0814	SOIL	N	2,4,6-Trinitrotoluene	0.05 U	0.019	0.05	0.25	MG/KG
	OD-SO-H09B01-0814	SOIL	N	2,4-Dinitrotoluene	0.056 J	0.0053	0.05	0.25	MG/KG
	OD-SO-H09B01-0814	SOIL	N	2,6-Dinitrotoluene	0.05 U	0.0073	0.05	0.25	MG/KG
	OD-SO-H09B01-0814	SOIL	N	2-Amino-4,6-dinitrotoluene	0.05 U	0.013	0.05	0.25	MG/KG
	OD-SO-H09B01-0814	SOIL	N	2-Nitrotoluene	0.05 U	0.013	0.05	0.25	MG/KG
	OD-SO-H09B01-0814	SOIL	N	3-Nitrotoluene	0.05 U	0.016	0.05	0.25	MG/KG
	OD-SO-H09B01-0814	SOIL	N	4-Amino-2,6-dinitrotoluene	0.05 U	0.01	0.05	0.25	MG/KG
	OD-SO-H09B01-0814	SOIL	N	4-Nitrotoluene	0.05 U	0.018	0.05	0.25	MG/KG
	OD-SO-H09B01-0814	SOIL	N	HMX	0.16 J	0.012	0.05	0.25	MG/KG
	OD-SO-H09B01-0814	SOIL	N	Nitrobenzene	0.05 U	0.018	0.05	0.25	MG/KG
	OD-SO-H09B01-0814	SOIL	N	Nitroglycerin	0.04 J	0.015	0.25	0.5	MG/KG

Table 3. Summary of Analytical Results for Open Detonation Unit Incremental Soil Samples, Kirtland Air Force Base, August 2014

Method	Sample ID	Matrix	QA/QC Type	Analyte	Result*	DL	LOD	LOQ	Units
SW8330B									
	OD-SO-H09B01-0814	SOIL	N	PETN	0.25 U	0.025	0.25	0.5	MG/KG
	OD-SO-H09B01-0814	SOIL	N	RDX	0.05 U	0.012	0.05	0.25	MG/KG
	OD-SO-H09B01-0814	SOIL	N	Tetryl	0.05 U	0.01	0.05	0.25	MG/KG
	OD-SO-H10B01-0814	SOIL	N	1,3,5-Trinitrobenzene	0.05 U	0.01	0.05	0.25	MG/KG
	OD-SO-H10B01-0814	SOIL	N	1,3-Dinitrobenzene	0.05 U	0.0042	0.05	0.25	MG/KG
	OD-SO-H10B01-0814	SOIL	N	2,4,6-Trinitrotoluene	0.05 U	0.019	0.05	0.25	MG/KG
	OD-SO-H10B01-0814	SOIL	N	2,4-Dinitrotoluene	0.075 J	0.0053	0.05	0.25	MG/KG
	OD-SO-H10B01-0814	SOIL	N	2,6-Dinitrotoluene	0.05 U	0.0073	0.05	0.25	MG/KG
	OD-SO-H10B01-0814	SOIL	N	2-Amino-4,6-dinitrotoluene	0.05 U	0.013	0.05	0.25	MG/KG
	OD-SO-H10B01-0814	SOIL	N	2-Nitrotoluene	0.05 U	0.013	0.05	0.25	MG/KG
	OD-SO-H10B01-0814	SOIL	N	3-Nitrotoluene	0.05 U	0.016	0.05	0.25	MG/KG
	OD-SO-H10B01-0814	SOIL	N	4-Amino-2,6-dinitrotoluene	0.05 U	0.01	0.05	0.25	MG/KG
	OD-SO-H10B01-0814	SOIL	N	4-Nitrotoluene	0.05 U	0.018	0.05	0.25	MG/KG
	OD-SO-H10B01-0814	SOIL	N	HMX	0.25	0.012	0.05	0.25	MG/KG
	OD-SO-H10B01-0814	SOIL	N	Nitrobenzene	0.05 U	0.018	0.05	0.25	MG/KG
	OD-SO-H10B01-0814	SOIL	N	Nitroglycerin	0.57 J	0.015	0.25	0.5	MG/KG
	OD-SO-H10B01-0814	SOIL	N	PETN	0.25 U	0.025	0.25	0.5	MG/KG
	OD-SO-H10B01-0814	SOIL	N	RDX	1.1 J	0.012	0.05	0.25	MG/KG
	OD-SO-H10B01-0814	SOIL	N	Tetryl	0.05 U	0.01	0.05	0.25	MG/KG
	OD-SO-H10B01-D14	SOIL	N	1,3,5-Trinitrobenzene	0.05 U	0.01	0.05	0.25	MG/KG
	OD-SO-H10B01-D14	SOIL	N	1,3-Dinitrobenzene	0.05 U	0.0042	0.05	0.25	MG/KG
	OD-SO-H10B01-D14	SOIL	N	2,4,6-Trinitrotoluene	0.05 U	0.019	0.05	0.25	MG/KG
	OD-SO-H10B01-D14	SOIL	N	2,4-Dinitrotoluene	0.05 U	0.0053	0.05	0.25	MG/KG

Table 3. Summary of Analytical Results for Open Detonation Unit Incremental Soil Samples, Kirtland Air Force Base, August 2014

Method	Sample ID	Matrix	QA/QC Type	Analyte	Result*	DL	LOD	LOQ	Units
SW8330B									
	OD-SO-H10B01-D14	SOIL	N	2,6-Dinitrotoluene	0.05 U	0.0073	0.05	0.25	MG/KG
	OD-SO-H10B01-D14	SOIL	N	2-Amino-4,6-dinitrotoluene	0.05 U	0.012	0.05	0.25	MG/KG
	OD-SO-H10B01-D14	SOIL	N	2-Nitrotoluene	0.05 U	0.013	0.05	0.25	MG/KG
	OD-SO-H10B01-D14	SOIL	N	3-Nitrotoluene	0.05 U	0.015	0.05	0.25	MG/KG
	OD-SO-H10B01-D14	SOIL	N	4-Amino-2,6-dinitrotoluene	0.05 U	0.01	0.05	0.25	MG/KG
	OD-SO-H10B01-D14	SOIL	N	4-Nitrotoluene	0.05 U	0.018	0.05	0.25	MG/KG
	OD-SO-H10B01-D14	SOIL	N	HMX	0.047 J	0.012	0.05	0.25	MG/KG
	OD-SO-H10B01-D14	SOIL	N	Nitrobenzene	0.05 U	0.018	0.05	0.25	MG/KG
	OD-SO-H10B01-D14	SOIL	N	Nitroglycerin	0.25 UJ	0.015	0.25	0.5	MG/KG
	OD-SO-H10B01-D14	SOIL	N	PETN	0.25 U	0.025	0.25	0.5	MG/KG
	OD-SO-H10B01-D14	SOIL	N	RDX	0.05 UJ	0.012	0.05	0.25	MG/KG
	OD-SO-H10B01-D14	SOIL	N	Tetryl	0.05 U	0.01	0.05	0.25	MG/KG
	OD-SO-H10B01-T14	SOIL	N	1,3,5-Trinitrobenzene	0.05 U	0.01	0.05	0.25	MG/KG
	OD-SO-H10B01-T14	SOIL	N	1,3-Dinitrobenzene	0.05 U	0.0042	0.05	0.25	MG/KG
	OD-SO-H10B01-T14	SOIL	N	2,4,6-Trinitrotoluene	0.05 U	0.019	0.05	0.25	MG/KG
	OD-SO-H10B01-T14	SOIL	N	2,4-Dinitrotoluene	0.02 J	0.0053	0.05	0.25	MG/KG
	OD-SO-H10B01-T14	SOIL	N	2,6-Dinitrotoluene	0.05 U	0.0073	0.05	0.25	MG/KG
	OD-SO-H10B01-T14	SOIL	N	2-Amino-4,6-dinitrotoluene	0.05 U	0.012	0.05	0.25	MG/KG
	OD-SO-H10B01-T14	SOIL	N	2-Nitrotoluene	0.05 U	0.013	0.05	0.25	MG/KG
	OD-SO-H10B01-T14	SOIL	N	3-Nitrotoluene	0.05 U	0.015	0.05	0.25	MG/KG
	OD-SO-H10B01-T14	SOIL	N	4-Amino-2,6-dinitrotoluene	0.05 U	0.01	0.05	0.25	MG/KG
	OD-SO-H10B01-T14	SOIL	N	4-Nitrotoluene	0.05 U	0.018	0.05	0.25	MG/KG
	OD-SO-H10B01-T14	SOIL	N	HMX	0.1 J	0.012	0.05	0.25	MG/KG

Table 3. Summary of Analytical Results for Open Detonation Unit Incremental Soil Samples, Kirtland Air Force Base, August 2014

Method	Sample ID	Matrix	QA/QC Type	Analyte	Result*	DL	LOD	LOQ	Units
SW8330B									
	OD-SO-H10B01-T14	SOIL	N	Nitrobenzene	0.05 U	0.018	0.05	0.25	MG/KG
	OD-SO-H10B01-T14	SOIL	N	Nitroglycerin	0.031 J	0.015	0.25	0.5	MG/KG
	OD-SO-H10B01-T14	SOIL	N	PETN	0.25 U	0.025	0.25	0.5	MG/KG
	OD-SO-H10B01-T14	SOIL	N	RDX	0.23 J	0.012	0.05	0.25	MG/KG
	OD-SO-H10B01-T14	SOIL	N	Tetryl	0.05 U	0.01	0.05	0.25	MG/KG
	OD-SO-H10B02-0814	SOIL	N	1,3,5-Trinitrobenzene	0.05 U	0.0099	0.05	0.25	MG/KG
	OD-SO-H10B02-0814	SOIL	N	1,3-Dinitrobenzene	0.05 U	0.0042	0.05	0.25	MG/KG
	OD-SO-H10B02-0814	SOIL	N	2,4,6-Trinitrotoluene	0.05 U	0.019	0.05	0.25	MG/KG
	OD-SO-H10B02-0814	SOIL	N	2,4-Dinitrotoluene	0.05 U	0.0053	0.05	0.25	MG/KG
	OD-SO-H10B02-0814	SOIL	N	2,6-Dinitrotoluene	0.05 U	0.0072	0.05	0.25	MG/KG
	OD-SO-H10B02-0814	SOIL	N	2-Amino-4,6-dinitrotoluene	0.05 U	0.012	0.05	0.25	MG/KG
	OD-SO-H10B02-0814	SOIL	N	2-Nitrotoluene	0.05 U	0.013	0.05	0.25	MG/KG
	OD-SO-H10B02-0814	SOIL	N	3-Nitrotoluene	0.05 U	0.015	0.05	0.25	MG/KG
	OD-SO-H10B02-0814	SOIL	N	4-Amino-2,6-dinitrotoluene	0.05 U	0.0099	0.05	0.25	MG/KG
	OD-SO-H10B02-0814	SOIL	N	4-Nitrotoluene	0.05 U	0.018	0.05	0.25	MG/KG
	OD-SO-H10B02-0814	SOIL	N	HMX	0.051 J	0.012	0.05	0.25	MG/KG
	OD-SO-H10B02-0814	SOIL	N	Nitrobenzene	0.05 U	0.017	0.05	0.25	MG/KG
	OD-SO-H10B02-0814	SOIL	N	Nitroglycerin	0.25 UJ	0.015	0.25	0.5	MG/KG
	OD-SO-H10B02-0814	SOIL	N	PETN	0.25 U	0.025	0.25	0.5	MG/KG
	OD-SO-H10B02-0814	SOIL	N	RDX	0.05 U	0.012	0.05	0.25	MG/KG
	OD-SO-H10B02-0814	SOIL	N	Tetryl	0.05 U	0.0099	0.05	0.25	MG/KG
	OD-SO-H11B01-0814	SOIL	N	1,3,5-Trinitrobenzene	0.049 UJ	0.0099	0.049	0.25	MG/KG
	OD-SO-H11B01-0814	SOIL	N	1,3-Dinitrobenzene	0.049 UJ	0.0042	0.049	0.25	MG/KG

Table 3. Summary of Analytical Results for Open Detonation Unit Incremental Soil Samples, Kirtland Air Force Base, August 2014

Method	Sample ID	Matrix	QA/QC Type	Analyte	Result*	DL	LOD	LOQ	Units
SW8330B									
	OD-SO-H11B01-0814	SOIL	N	2,4,6-Trinitrotoluene	0.049 UJ	0.019	0.049	0.25	MG/KG
	OD-SO-H11B01-0814	SOIL	N	2,4-Dinitrotoluene	0.122 J	0.0053	0.05	0.25	MG/KG
	OD-SO-H11B01-0814	SOIL	N	2,6-Dinitrotoluene	0.049 UJ	0.0072	0.049	0.25	MG/KG
	OD-SO-H11B01-0814	SOIL	N	2-Amino-4,6-dinitrotoluene	0.049 UJ	0.012	0.049	0.25	MG/KG
	OD-SO-H11B01-0814	SOIL	N	2-Nitrotoluene	0.049 UJ	0.013	0.049	0.25	MG/KG
	OD-SO-H11B01-0814	SOIL	N	3-Nitrotoluene	0.049 UJ	0.015	0.049	0.25	MG/KG
	OD-SO-H11B01-0814	SOIL	N	4-Amino-2,6-dinitrotoluene	0.049 UJ	0.0099	0.049	0.25	MG/KG
	OD-SO-H11B01-0814	SOIL	N	4-Nitrotoluene	0.049 UJ	0.018	0.049	0.25	MG/KG
	OD-SO-H11B01-0814	SOIL	N	HMX	0.095 J	0.012	0.049	0.25	MG/KG
	OD-SO-H11B01-0814	SOIL	N	Nitrobenzene	0.049 UJ	0.017	0.049	0.25	MG/KG
	OD-SO-H11B01-0814	SOIL	N	Nitroglycerin	2.04 J	0.015	0.25	0.5	MG/KG
	OD-SO-H11B01-0814	SOIL	N	PETN	0.25 UJ	0.025	0.25	0.49	MG/KG
	OD-SO-H11B01-0814	SOIL	N	RDX	0.049 UJ	0.012	0.049	0.25	MG/KG
	OD-SO-H11B01-0814	SOIL	N	Tetryl	0.049 UJ	0.0099	0.049	0.25	MG/KG
	OD-SO-H13B02-0814	SOIL	N	1,3,5-Trinitrobenzene	0.05 U	0.0099	0.05	0.25	MG/KG
	OD-SO-H13B02-0814	SOIL	N	1,3-Dinitrobenzene	0.05 U	0.0042	0.05	0.25	MG/KG
	OD-SO-H13B02-0814	SOIL	N	2,4,6-Trinitrotoluene	0.05 U	0.019	0.05	0.25	MG/KG
	OD-SO-H13B02-0814	SOIL	N	2,4-Dinitrotoluene	0.05 U	0.0053	0.05	0.25	MG/KG
	OD-SO-H13B02-0814	SOIL	N	2,6-Dinitrotoluene	0.05 U	0.0072	0.05	0.25	MG/KG
	OD-SO-H13B02-0814	SOIL	N	2-Amino-4,6-dinitrotoluene	0.05 U	0.012	0.05	0.25	MG/KG
	OD-SO-H13B02-0814	SOIL	N	2-Nitrotoluene	0.05 U	0.013	0.05	0.25	MG/KG
	OD-SO-H13B02-0814	SOIL	N	3-Nitrotoluene	0.05 U	0.015	0.05	0.25	MG/KG
	OD-SO-H13B02-0814	SOIL	N	4-Amino-2,6-dinitrotoluene	0.05 U	0.0099	0.05	0.25	MG/KG

Table 3. Summary of Analytical Results for Open Detonation Unit Incremental Soil Samples, Kirtland Air Force Base, August 2014

Method	Sample ID	Matrix	QA/QC Type	Analyte	Result*	DL	LOD	LOQ	Units
SW8330B									
	OD-SO-H13B02-0814	SOIL	N	4-Nitrotoluene	0.05 U	0.018	0.05	0.25	MG/KG
	OD-SO-H13B02-0814	SOIL	N	HMX	0.05 U	0.012	0.05	0.25	MG/KG
	OD-SO-H13B02-0814	SOIL	N	Nitrobenzene	0.05 U	0.017	0.05	0.25	MG/KG
	OD-SO-H13B02-0814	SOIL	N	Nitroglycerin	0.25 UJ	0.015	0.25	0.5	MG/KG
	OD-SO-H13B02-0814	SOIL	N	PETN	0.25 U	0.025	0.25	0.5	MG/KG
	OD-SO-H13B02-0814	SOIL	N	RDX	0.05 U	0.012	0.05	0.25	MG/KG
	OD-SO-H13B02-0814	SOIL	N	Tetryl	0.05 U	0.0099	0.05	0.25	MG/KG
	OD-SO-H14A01-0814	SOIL	N	1,3,5-Trinitrobenzene	0.05 U	0.01	0.05	0.25	MG/KG
	OD-SO-H14A01-0814	SOIL	N	1,3-Dinitrobenzene	0.05 U	0.0042	0.05	0.25	MG/KG
	OD-SO-H14A01-0814	SOIL	N	2,4,6-Trinitrotoluene	0.05 U	0.019	0.05	0.25	MG/KG
	OD-SO-H14A01-0814	SOIL	N	2,4-Dinitrotoluene	0.05 U	0.0053	0.05	0.25	MG/KG
	OD-SO-H14A01-0814	SOIL	N	2,6-Dinitrotoluene	0.05 U	0.0073	0.05	0.25	MG/KG
	OD-SO-H14A01-0814	SOIL	N	2-Amino-4,6-dinitrotoluene	0.05 U	0.013	0.05	0.25	MG/KG
	OD-SO-H14A01-0814	SOIL	N	2-Nitrotoluene	0.05 U	0.013	0.05	0.25	MG/KG
	OD-SO-H14A01-0814	SOIL	N	3-Nitrotoluene	0.05 U	0.016	0.05	0.25	MG/KG
	OD-SO-H14A01-0814	SOIL	N	4-Amino-2,6-dinitrotoluene	0.05 U	0.01	0.05	0.25	MG/KG
	OD-SO-H14A01-0814	SOIL	N	4-Nitrotoluene	0.05 U	0.018	0.05	0.25	MG/KG
	OD-SO-H14A01-0814	SOIL	N	HMX	0.05 U	0.012	0.05	0.25	MG/KG
	OD-SO-H14A01-0814	SOIL	N	Nitrobenzene	0.05 U	0.018	0.05	0.25	MG/KG
	OD-SO-H14A01-0814	SOIL	N	Nitroglycerin	0.25 UJ	0.015	0.25	0.5	MG/KG
	OD-SO-H14A01-0814	SOIL	N	PETN	0.25 U	0.025	0.25	0.5	MG/KG
	OD-SO-H14A01-0814	SOIL	N	RDX	0.0227 J	0.012	0.051	0.25	MG/KG
	OD-SO-H14A01-0814	SOIL	N	Tetryl	0.05 U	0.01	0.05	0.25	MG/KG

Table 3. Summary of Analytical Results for Open Detonation Unit Incremental Soil Samples, Kirtland Air Force Base, August 2014

Method	Sample ID	Matrix	QA/QC Type	Analyte	Result*	DL	LOD	LOQ	Units
SW8330B									
	OD-SO-H14B02-0814	SOIL	N	1,3,5-Trinitrobenzene	0.05 U	0.01	0.05	0.25	MG/KG
	OD-SO-H14B02-0814	SOIL	N	1,3-Dinitrobenzene	0.05 U	0.0042	0.05	0.25	MG/KG
	OD-SO-H14B02-0814	SOIL	N	2,4,6-Trinitrotoluene	0.05 U	0.019	0.05	0.25	MG/KG
	OD-SO-H14B02-0814	SOIL	N	2,4-Dinitrotoluene	0.05 U	0.0053	0.05	0.25	MG/KG
	OD-SO-H14B02-0814	SOIL	N	2,6-Dinitrotoluene	0.05 U	0.0073	0.05	0.25	MG/KG
	OD-SO-H14B02-0814	SOIL	N	2-Amino-4,6-dinitrotoluene	0.05 U	0.012	0.05	0.25	MG/KG
	OD-SO-H14B02-0814	SOIL	N	2-Nitrotoluene	0.05 U	0.013	0.05	0.25	MG/KG
	OD-SO-H14B02-0814	SOIL	N	3-Nitrotoluene	0.05 U	0.015	0.05	0.25	MG/KG
	OD-SO-H14B02-0814	SOIL	N	4-Amino-2,6-dinitrotoluene	0.05 U	0.01	0.05	0.25	MG/KG
	OD-SO-H14B02-0814	SOIL	N	4-Nitrotoluene	0.05 U	0.018	0.05	0.25	MG/KG
	OD-SO-H14B02-0814	SOIL	N	HMX	0.05 U	0.012	0.05	0.25	MG/KG
	OD-SO-H14B02-0814	SOIL	N	Nitrobenzene	0.05 U	0.018	0.05	0.25	MG/KG
	OD-SO-H14B02-0814	SOIL	N	Nitroglycerin	0.25 UJ	0.015	0.25	0.5	MG/KG
	OD-SO-H14B02-0814	SOIL	N	PETN	0.25 U	0.025	0.25	0.5	MG/KG
	OD-SO-H14B02-0814	SOIL	N	RDX	0.021 J	0.012	0.05	0.25	MG/KG
	OD-SO-H14B02-0814	SOIL	N	Tetryl	0.05 U	0.01	0.05	0.25	MG/KG
	OD-SO-H15A01-0814	SOIL	N	1,3,5-Trinitrobenzene	0.05 U	0.01	0.05	0.25	MG/KG
	OD-SO-H15A01-0814	SOIL	N	1,3-Dinitrobenzene	0.05 U	0.0042	0.05	0.25	MG/KG
	OD-SO-H15A01-0814	SOIL	N	2,4,6-Trinitrotoluene	0.05 U	0.019	0.05	0.25	MG/KG
	OD-SO-H15A01-0814	SOIL	N	2,4-Dinitrotoluene	0.05 U	0.0053	0.05	0.25	MG/KG
	OD-SO-H15A01-0814	SOIL	N	2,6-Dinitrotoluene	0.05 U	0.0073	0.05	0.25	MG/KG
	OD-SO-H15A01-0814	SOIL	N	2-Amino-4,6-dinitrotoluene	0.05 U	0.012	0.05	0.25	MG/KG
	OD-SO-H15A01-0814	SOIL	N	2-Nitrotoluene	0.05 U	0.013	0.05	0.25	MG/KG

Table 3. Summary of Analytical Results for Open Detonation Unit Incremental Soil Samples, Kirtland Air Force Base, August 2014

Method	Sample ID	Matrix	QA/QC Type	Analyte	Result*	DL	LOD	LOQ	Units
SW8330B									
	OD-SO-H15A01-0814	SOIL	N	3-Nitrotoluene	0.05 U	0.015	0.05	0.25	MG/KG
	OD-SO-H15A01-0814	SOIL	N	4-Amino-2,6-dinitrotoluene	0.05 U	0.01	0.05	0.25	MG/KG
	OD-SO-H15A01-0814	SOIL	N	4-Nitrotoluene	0.05 U	0.018	0.05	0.25	MG/KG
	OD-SO-H15A01-0814	SOIL	N	HMX	0.05 U	0.012	0.05	0.25	MG/KG
	OD-SO-H15A01-0814	SOIL	N	Nitrobenzene	0.05 U	0.018	0.05	0.25	MG/KG
	OD-SO-H15A01-0814	SOIL	N	Nitroglycerin	0.25 UJ	0.015	0.25	0.5	MG/KG
	OD-SO-H15A01-0814	SOIL	N	PETN	0.25 U	0.025	0.25	0.5	MG/KG
	OD-SO-H15A01-0814	SOIL	N	RDX	0.05 U	0.012	0.05	0.25	MG/KG
	OD-SO-H15A01-0814	SOIL	N	Tetryl	0.05 U	0.01	0.05	0.25	MG/KG
	OD-SO-H15B02-0814	SOIL	N	1,3,5-Trinitrobenzene	0.05 U	0.0099	0.05	0.25	MG/KG
	OD-SO-H15B02-0814	SOIL	N	1,3-Dinitrobenzene	0.05 U	0.0042	0.05	0.25	MG/KG
	OD-SO-H15B02-0814	SOIL	N	2,4,6-Trinitrotoluene	0.05 U	0.019	0.05	0.25	MG/KG
	OD-SO-H15B02-0814	SOIL	N	2,4-Dinitrotoluene	0.05 U	0.0052	0.05	0.25	MG/KG
	OD-SO-H15B02-0814	SOIL	N	2,6-Dinitrotoluene	0.05 U	0.0072	0.05	0.25	MG/KG
	OD-SO-H15B02-0814	SOIL	N	2-Amino-4,6-dinitrotoluene	0.05 U	0.012	0.05	0.25	MG/KG
	OD-SO-H15B02-0814	SOIL	N	2-Nitrotoluene	0.05 U	0.013	0.05	0.25	MG/KG
	OD-SO-H15B02-0814	SOIL	N	3-Nitrotoluene	0.05 U	0.015	0.05	0.25	MG/KG
	OD-SO-H15B02-0814	SOIL	N	4-Amino-2,6-dinitrotoluene	0.05 U	0.0099	0.05	0.25	MG/KG
	OD-SO-H15B02-0814	SOIL	N	4-Nitrotoluene	0.05 U	0.018	0.05	0.25	MG/KG
	OD-SO-H15B02-0814	SOIL	N	HMX	0.05 U	0.012	0.05	0.25	MG/KG
	OD-SO-H15B02-0814	SOIL	N	Nitrobenzene	0.05 U	0.017	0.05	0.25	MG/KG
	OD-SO-H15B02-0814	SOIL	N	Nitroglycerin	0.25 UJ	0.015	0.25	0.5	MG/KG
	OD-SO-H15B02-0814	SOIL	N	PETN	0.25 U	0.025	0.25	0.5	MG/KG

Table 3. Summary of Analytical Results for Open Detonation Unit Incremental Soil Samples, Kirtland Air Force Base, August 2014

Method	Sample ID	Matrix	QA/QC Type	Analyte	Result*	DL	LOD	LOQ	Units
SW8330B									
	OD-SO-H15B02-0814	SOIL	N	RDX	0.014 J	0.012	0.05	0.25	MG/KG
	OD-SO-H15B02-0814	SOIL	N	Tetryl	0.05 U	0.0099	0.05	0.25	MG/KG
	OD-SO-J07B01-0814	SOIL	N	1,3,5-Trinitrobenzene	0.05 U	0.01	0.05	0.25	MG/KG
	OD-SO-J07B01-0814	SOIL	N	1,3-Dinitrobenzene	0.05 U	0.0042	0.05	0.25	MG/KG
	OD-SO-J07B01-0814	SOIL	N	2,4,6-Trinitrotoluene	0.05 U	0.019	0.05	0.25	MG/KG
	OD-SO-J07B01-0814	SOIL	N	2,4-Dinitrotoluene	0.05 U	0.0053	0.05	0.25	MG/KG
	OD-SO-J07B01-0814	SOIL	N	2,6-Dinitrotoluene	0.05 U	0.0073	0.05	0.25	MG/KG
	OD-SO-J07B01-0814	SOIL	N	2-Amino-4,6-dinitrotoluene	0.05 U	0.012	0.05	0.25	MG/KG
	OD-SO-J07B01-0814	SOIL	N	2-Nitrotoluene	0.05 U	0.013	0.05	0.25	MG/KG
	OD-SO-J07B01-0814	SOIL	N	3-Nitrotoluene	0.05 U	0.015	0.05	0.25	MG/KG
	OD-SO-J07B01-0814	SOIL	N	4-Amino-2,6-dinitrotoluene	0.05 U	0.01	0.05	0.25	MG/KG
	OD-SO-J07B01-0814	SOIL	N	4-Nitrotoluene	0.05 U	0.018	0.05	0.25	MG/KG
	OD-SO-J07B01-0814	SOIL	N	HMX	0.018 J	0.012	0.05	0.25	MG/KG
	OD-SO-J07B01-0814	SOIL	N	Nitrobenzene	0.05 U	0.018	0.05	0.25	MG/KG
	OD-SO-J07B01-0814	SOIL	N	Nitroglycerin	0.25 UJ	0.015	0.25	0.5	MG/KG
	OD-SO-J07B01-0814	SOIL	N	PETN	0.25 U	0.025	0.25	0.5	MG/KG
	OD-SO-J07B01-0814	SOIL	N	RDX	0.044 J	0.012	0.05	0.25	MG/KG
	OD-SO-J07B01-0814	SOIL	N	Tetryl	0.05 U	0.01	0.05	0.25	MG/KG
	OD-SO-J08A02-0814	SOIL	N	1,3,5-Trinitrobenzene	0.05 U	0.01	0.05	0.25	MG/KG
	OD-SO-J08A02-0814	SOIL	N	1,3-Dinitrobenzene	0.05 U	0.0042	0.05	0.25	MG/KG
	OD-SO-J08A02-0814	SOIL	N	2,4,6-Trinitrotoluene	0.041 J	0.019	0.05	0.25	MG/KG
	OD-SO-J08A02-0814	SOIL	N	2,4-Dinitrotoluene	0.05 U	0.0053	0.05	0.25	MG/KG
	OD-SO-J08A02-0814	SOIL	N	2,6-Dinitrotoluene	0.05 U	0.0073	0.05	0.25	MG/KG

Table 3. Summary of Analytical Results for Open Detonation Unit Incremental Soil Samples, Kirtland Air Force Base, August 2014

Method	Sample ID	Matrix	QA/QC Type	Analyte	Result*	DL	LOD	LOQ	Units
SW8330B									
	OD-SO-J08A02-0814	SOIL	N	2-Amino-4,6-dinitrotoluene	0.021 J	0.012	0.05	0.25	MG/KG
	OD-SO-J08A02-0814	SOIL	N	2-Nitrotoluene	0.05 U	0.013	0.05	0.25	MG/KG
	OD-SO-J08A02-0814	SOIL	N	3-Nitrotoluene	0.05 U	0.015	0.05	0.25	MG/KG
	OD-SO-J08A02-0814	SOIL	N	4-Amino-2,6-dinitrotoluene	0.012 J	0.01	0.05	0.25	MG/KG
	OD-SO-J08A02-0814	SOIL	N	4-Nitrotoluene	0.05 U	0.018	0.05	0.25	MG/KG
	OD-SO-J08A02-0814	SOIL	N	HMX	1.6	0.012	0.05	0.25	MG/KG
	OD-SO-J08A02-0814	SOIL	N	Nitrobenzene	0.05 U	0.018	0.05	0.25	MG/KG
	OD-SO-J08A02-0814	SOIL	N	Nitroglycerin	0.06 J	0.015	0.25	0.5	MG/KG
	OD-SO-J08A02-0814	SOIL	N	PETN	0.25 U	0.025	0.25	0.5	MG/KG
	OD-SO-J08A02-0814	SOIL	N	RDX	0.05 U	0.012	0.05	0.25	MG/KG
	OD-SO-J08A02-0814	SOIL	N	Tetryl	0.05 U	0.01	0.05	0.25	MG/KG
	OD-SO-J08B01-0814	SOIL	N	1,3,5-Trinitrobenzene	0.05 U	0.01	0.05	0.25	MG/KG
	OD-SO-J08B01-0814	SOIL	N	1,3-Dinitrobenzene	0.05 U	0.0042	0.05	0.25	MG/KG
	OD-SO-J08B01-0814	SOIL	N	2,4,6-Trinitrotoluene	0.05 U	0.019	0.05	0.25	MG/KG
	OD-SO-J08B01-0814	SOIL	N	2,4-Dinitrotoluene	0.05 U	0.0053	0.05	0.25	MG/KG
	OD-SO-J08B01-0814	SOIL	N	2,6-Dinitrotoluene	0.05 U	0.0073	0.05	0.25	MG/KG
	OD-SO-J08B01-0814	SOIL	N	2-Amino-4,6-dinitrotoluene	0.05 U	0.012	0.05	0.25	MG/KG
	OD-SO-J08B01-0814	SOIL	N	2-Nitrotoluene	0.05 U	0.013	0.05	0.25	MG/KG
	OD-SO-J08B01-0814	SOIL	N	3-Nitrotoluene	0.05 U	0.015	0.05	0.25	MG/KG
	OD-SO-J08B01-0814	SOIL	N	4-Amino-2,6-dinitrotoluene	0.05 U	0.01	0.05	0.25	MG/KG
	OD-SO-J08B01-0814	SOIL	N	4-Nitrotoluene	0.05 U	0.018	0.05	0.25	MG/KG
	OD-SO-J08B01-0814	SOIL	N	HMX	0.14 J	0.012	0.05	0.25	MG/KG
	OD-SO-J08B01-0814	SOIL	N	Nitrobenzene	0.05 U	0.018	0.05	0.25	MG/KG

Table 3. Summary of Analytical Results for Open Detonation Unit Incremental Soil Samples, Kirtland Air Force Base, August 2014

Method	Sample ID	Matrix	QA/QC Type	Analyte	Result*	DL	LOD	LOQ	Units
SW8330B									
	OD-SO-J08B01-0814	SOIL	N	Nitroglycerin	0.25 UJ	0.015	0.25	0.5	MG/KG
	OD-SO-J08B01-0814	SOIL	N	PETN	0.25 U	0.025	0.25	0.5	MG/KG
	OD-SO-J08B01-0814	SOIL	N	RDX	0.05 U	0.012	0.05	0.25	MG/KG
	OD-SO-J08B01-0814	SOIL	N	Tetryl	0.014 J	0.01	0.05	0.25	MG/KG
	OD-SO-J09A01-0814	SOIL	N	1,3,5-Trinitrobenzene	0.05 U	0.01	0.05	0.25	MG/KG
	OD-SO-J09A01-0814	SOIL	N	1,3-Dinitrobenzene	0.05 U	0.0042	0.05	0.25	MG/KG
	OD-SO-J09A01-0814	SOIL	N	2,4,6-Trinitrotoluene	0.05 U	0.019	0.05	0.25	MG/KG
	OD-SO-J09A01-0814	SOIL	N	2,4-Dinitrotoluene	0.048 J	0.0053	0.05	0.25	MG/KG
	OD-SO-J09A01-0814	SOIL	N	2,6-Dinitrotoluene	0.05 U	0.0073	0.05	0.25	MG/KG
	OD-SO-J09A01-0814	SOIL	N	2-Amino-4,6-dinitrotoluene	0.021 J	0.012	0.05	0.25	MG/KG
	OD-SO-J09A01-0814	SOIL	N	2-Nitrotoluene	0.05 U	0.013	0.05	0.25	MG/KG
	OD-SO-J09A01-0814	SOIL	N	3-Nitrotoluene	0.05 U	0.015	0.05	0.25	MG/KG
	OD-SO-J09A01-0814	SOIL	N	4-Amino-2,6-dinitrotoluene	0.013 J	0.01	0.05	0.25	MG/KG
	OD-SO-J09A01-0814	SOIL	N	4-Nitrotoluene	0.05 U	0.018	0.05	0.25	MG/KG
	OD-SO-J09A01-0814	SOIL	N	HMX	0.85	0.012	0.05	0.25	MG/KG
	OD-SO-J09A01-0814	SOIL	N	Nitrobenzene	0.05 U	0.018	0.05	0.25	MG/KG
	OD-SO-J09A01-0814	SOIL	N	Nitroglycerin	0.15 J	0.015	0.25	0.5	MG/KG
	OD-SO-J09A01-0814	SOIL	N	PETN	1.2	0.025	0.25	0.5	MG/KG
	OD-SO-J09A01-0814	SOIL	N	RDX	0.18 J	0.012	0.05	0.25	MG/KG
	OD-SO-J09A01-0814	SOIL	N	Tetryl	0.05 U	0.01	0.05	0.25	MG/KG
	OD-SO-J09A02-0814	SOIL	N	1,3,5-Trinitrobenzene	0.05 U	0.01	0.05	0.25	MG/KG
	OD-SO-J09A02-0814	SOIL	N	1,3-Dinitrobenzene	0.05 U	0.0042	0.05	0.25	MG/KG
	OD-SO-J09A02-0814	SOIL	N	2,4,6-Trinitrotoluene	0.05 U	0.019	0.05	0.25	MG/KG

Table 3. Summary of Analytical Results for Open Detonation Unit Incremental Soil Samples, Kirtland Air Force Base, August 2014

Method	Sample ID	Matrix	QA/QC Type	Analyte	Result*	DL	LOD	LOQ	Units
SW8330B									
	OD-SO-J09A02-0814	SOIL	N	2,4-Dinitrotoluene	0.05 U	0.0053	0.05	0.25	MG/KG
	OD-SO-J09A02-0814	SOIL	N	2,6-Dinitrotoluene	0.05 U	0.0073	0.05	0.25	MG/KG
	OD-SO-J09A02-0814	SOIL	N	2-Amino-4,6-dinitrotoluene	0.05 U	0.013	0.05	0.25	MG/KG
	OD-SO-J09A02-0814	SOIL	N	2-Nitrotoluene	0.05 U	0.013	0.05	0.25	MG/KG
	OD-SO-J09A02-0814	SOIL	N	3-Nitrotoluene	0.05 U	0.016	0.05	0.25	MG/KG
	OD-SO-J09A02-0814	SOIL	N	4-Amino-2,6-dinitrotoluene	0.05 U	0.01	0.05	0.25	MG/KG
	OD-SO-J09A02-0814	SOIL	N	4-Nitrotoluene	0.05 U	0.018	0.05	0.25	MG/KG
	OD-SO-J09A02-0814	SOIL	N	HMX	0.55	0.012	0.05	0.25	MG/KG
	OD-SO-J09A02-0814	SOIL	N	Nitrobenzene	0.05 U	0.018	0.05	0.25	MG/KG
	OD-SO-J09A02-0814	SOIL	N	Nitroglycerin	0.25 UJ	0.015	0.25	0.5	MG/KG
	OD-SO-J09A02-0814	SOIL	N	PETN	0.1 J	0.025	0.25	0.5	MG/KG
	OD-SO-J09A02-0814	SOIL	N	RDX	0.17 J	0.012	0.05	0.25	MG/KG
	OD-SO-J09A02-0814	SOIL	N	Tetryl	0.05 U	0.01	0.05	0.25	MG/KG
	OD-SO-J09B01-0814	SOIL	N	1,3,5-Trinitrobenzene	0.05 U	0.01	0.05	0.25	MG/KG
	OD-SO-J09B01-0814	SOIL	N	1,3-Dinitrobenzene	0.05 U	0.0042	0.05	0.25	MG/KG
	OD-SO-J09B01-0814	SOIL	N	2,4,6-Trinitrotoluene	0.05 U	0.019	0.05	0.25	MG/KG
	OD-SO-J09B01-0814	SOIL	N	2,4-Dinitrotoluene	0.012 J	0.0053	0.05	0.25	MG/KG
	OD-SO-J09B01-0814	SOIL	N	2,6-Dinitrotoluene	0.05 U	0.0073	0.05	0.25	MG/KG
	OD-SO-J09B01-0814	SOIL	N	2-Amino-4,6-dinitrotoluene	0.05 U	0.012	0.05	0.25	MG/KG
	OD-SO-J09B01-0814	SOIL	N	2-Nitrotoluene	0.05 U	0.013	0.05	0.25	MG/KG
	OD-SO-J09B01-0814	SOIL	N	3-Nitrotoluene	0.05 U	0.015	0.05	0.25	MG/KG
	OD-SO-J09B01-0814	SOIL	N	4-Amino-2,6-dinitrotoluene	0.05 U	0.01	0.05	0.25	MG/KG
	OD-SO-J09B01-0814	SOIL	N	4-Nitrotoluene	0.05 U	0.018	0.05	0.25	MG/KG

Table 3. Summary of Analytical Results for Open Detonation Unit Incremental Soil Samples, Kirtland Air Force Base, August 2014

Method	Sample ID	Matrix	QA/QC Type	Analyte	Result*	DL	LOD	LOQ	Units
SW8330B									
	OD-SO-J09B01-0814	SOIL	N	HMX	1.2	0.012	0.05	0.25	MG/KG
	OD-SO-J09B01-0814	SOIL	N	Nitrobenzene	0.05 U	0.018	0.05	0.25	MG/KG
	OD-SO-J09B01-0814	SOIL	N	Nitroglycerin	0.18 J	0.015	0.25	0.5	MG/KG
	OD-SO-J09B01-0814	SOIL	N	PETN	0.25 U	0.025	0.25	0.5	MG/KG
	OD-SO-J09B01-0814	SOIL	N	RDX	0.6	0.012	0.05	0.25	MG/KG
	OD-SO-J09B01-0814	SOIL	N	Tetryl	0.05 U	0.01	0.05	0.25	MG/KG
	OD-SO-J09B02-0814	SOIL	N	1,3,5-Trinitrobenzene	0.05 U	0.01	0.05	0.25	MG/KG
	OD-SO-J09B02-0814	SOIL	N	1,3-Dinitrobenzene	0.05 U	0.0042	0.05	0.25	MG/KG
	OD-SO-J09B02-0814	SOIL	N	2,4,6-Trinitrotoluene	0.05 U	0.019	0.05	0.25	MG/KG
	OD-SO-J09B02-0814	SOIL	N	2,4-Dinitrotoluene	0.05 U	0.0053	0.05	0.25	MG/KG
	OD-SO-J09B02-0814	SOIL	N	2,6-Dinitrotoluene	0.05 U	0.0073	0.05	0.25	MG/KG
	OD-SO-J09B02-0814	SOIL	N	2-Amino-4,6-dinitrotoluene	0.05 U	0.012	0.05	0.25	MG/KG
	OD-SO-J09B02-0814	SOIL	N	2-Nitrotoluene	0.05 U	0.013	0.05	0.25	MG/KG
	OD-SO-J09B02-0814	SOIL	N	3-Nitrotoluene	0.05 U	0.015	0.05	0.25	MG/KG
	OD-SO-J09B02-0814	SOIL	N	4-Amino-2,6-dinitrotoluene	0.05 U	0.01	0.05	0.25	MG/KG
	OD-SO-J09B02-0814	SOIL	N	4-Nitrotoluene	0.05 U	0.018	0.05	0.25	MG/KG
	OD-SO-J09B02-0814	SOIL	N	HMX	0.69	0.012	0.05	0.25	MG/KG
	OD-SO-J09B02-0814	SOIL	N	Nitrobenzene	0.05 U	0.018	0.05	0.25	MG/KG
	OD-SO-J09B02-0814	SOIL	N	Nitroglycerin	0.46 J	0.015	0.25	0.5	MG/KG
	OD-SO-J09B02-0814	SOIL	N	PETN	0.53	0.025	0.25	0.5	MG/KG
	OD-SO-J09B02-0814	SOIL	N	RDX	0.68	0.012	0.05	0.25	MG/KG
	OD-SO-J09B02-0814	SOIL	N	Tetryl	0.05 U	0.01	0.05	0.25	MG/KG
	OD-SO-J10B01-0814	SOIL	N	1,3,5-Trinitrobenzene	0.05 U	0.01	0.05	0.25	MG/KG

Table 3. Summary of Analytical Results for Open Detonation Unit Incremental Soil Samples, Kirtland Air Force Base, August 2014

Method	Sample ID	Matrix	QA/QC Type	Analyte	Result*	DL	LOD	LOQ	Units
SW8330B									
	OD-SO-J10B01-0814	SOIL	N	1,3-Dinitrobenzene	0.05 U	0.0042	0.05	0.25	MG/KG
	OD-SO-J10B01-0814	SOIL	N	2,4,6-Trinitrotoluene	0.05 U	0.019	0.05	0.25	MG/KG
	OD-SO-J10B01-0814	SOIL	N	2,4-Dinitrotoluene	0.03 J	0.0053	0.05	0.25	MG/KG
	OD-SO-J10B01-0814	SOIL	N	2,6-Dinitrotoluene	0.05 U	0.0073	0.05	0.25	MG/KG
	OD-SO-J10B01-0814	SOIL	N	2-Amino-4,6-dinitrotoluene	0.05 U	0.012	0.05	0.25	MG/KG
	OD-SO-J10B01-0814	SOIL	N	2-Nitrotoluene	0.05 U	0.013	0.05	0.25	MG/KG
	OD-SO-J10B01-0814	SOIL	N	3-Nitrotoluene	0.05 U	0.015	0.05	0.25	MG/KG
	OD-SO-J10B01-0814	SOIL	N	4-Amino-2,6-dinitrotoluene	0.05 U	0.01	0.05	0.25	MG/KG
	OD-SO-J10B01-0814	SOIL	N	4-Nitrotoluene	0.05 U	0.018	0.05	0.25	MG/KG
	OD-SO-J10B01-0814	SOIL	N	HMX	0.205 J	0.012	0.05	0.25	MG/KG
	OD-SO-J10B01-0814	SOIL	N	Nitrobenzene	0.05 U	0.018	0.05	0.25	MG/KG
	OD-SO-J10B01-0814	SOIL	N	Nitroglycerin	0.77 J	0.015	0.25	0.5	MG/KG
	OD-SO-J10B01-0814	SOIL	N	PETN	0.25 U	0.025	0.25	0.5	MG/KG
	OD-SO-J10B01-0814	SOIL	N	RDX	0.362	0.012	0.05	0.25	MG/KG
	OD-SO-J10B01-0814	SOIL	N	Tetryl	0.041 J	0.01	0.05	0.25	MG/KG
	OD-SO-J10B02-0814	SOIL	N	1,3,5-Trinitrobenzene	0.049 U	0.0099	0.049	0.25	MG/KG
	OD-SO-J10B02-0814	SOIL	N	1,3-Dinitrobenzene	0.049 U	0.0042	0.049	0.25	MG/KG
	OD-SO-J10B02-0814	SOIL	N	2,4,6-Trinitrotoluene	0.16 J	0.019	0.049	0.25	MG/KG
	OD-SO-J10B02-0814	SOIL	N	2,4-Dinitrotoluene	0.023 J	0.0052	0.049	0.25	MG/KG
	OD-SO-J10B02-0814	SOIL	N	2,6-Dinitrotoluene	0.049 U	0.0072	0.049	0.25	MG/KG
	OD-SO-J10B02-0814	SOIL	N	2-Amino-4,6-dinitrotoluene	0.049 U	0.012	0.049	0.25	MG/KG
	OD-SO-J10B02-0814	SOIL	N	2-Nitrotoluene	0.049 U	0.013	0.049	0.25	MG/KG
	OD-SO-J10B02-0814	SOIL	N	3-Nitrotoluene	0.049 U	0.015	0.049	0.25	MG/KG

Table 3. Summary of Analytical Results for Open Detonation Unit Incremental Soil Samples, Kirtland Air Force Base, August 2014

Method	Sample ID	Matrix	QA/QC Type	Analyte	Result*	DL	LOD	LOQ	Units
SW8330B									
	OD-SO-J10B02-0814	SOIL	N	4-Amino-2,6-dinitrotoluene	0.049 U	0.0099	0.049	0.25	MG/KG
	OD-SO-J10B02-0814	SOIL	N	4-Nitrotoluene	0.049 U	0.018	0.049	0.25	MG/KG
	OD-SO-J10B02-0814	SOIL	N	HMX	0.15 J	0.012	0.049	0.25	MG/KG
	OD-SO-J10B02-0814	SOIL	N	Nitrobenzene	0.049 U	0.017	0.049	0.25	MG/KG
	OD-SO-J10B02-0814	SOIL	N	Nitroglycerin	0.62 J	0.015	0.25	0.49	MG/KG
	OD-SO-J10B02-0814	SOIL	N	PETN	0.25 U	0.025	0.25	0.49	MG/KG
	OD-SO-J10B02-0814	SOIL	N	RDX	0.049 U	0.012	0.049	0.25	MG/KG
	OD-SO-J10B02-0814	SOIL	N	Tetryl	0.049 U	0.0099	0.049	0.25	MG/KG
	OD-SO-J14A01-0814	SOIL	N	1,3,5-Trinitrobenzene	0.05 U	0.01	0.05	0.25	MG/KG
	OD-SO-J14A01-0814	SOIL	N	1,3-Dinitrobenzene	0.05 U	0.0042	0.05	0.25	MG/KG
	OD-SO-J14A01-0814	SOIL	N	2,4,6-Trinitrotoluene	0.05 U	0.019	0.05	0.25	MG/KG
	OD-SO-J14A01-0814	SOIL	N	2,4-Dinitrotoluene	0.05 U	0.0053	0.05	0.25	MG/KG
	OD-SO-J14A01-0814	SOIL	N	2,6-Dinitrotoluene	0.05 U	0.0073	0.05	0.25	MG/KG
	OD-SO-J14A01-0814	SOIL	N	2-Amino-4,6-dinitrotoluene	0.05 U	0.012	0.05	0.25	MG/KG
	OD-SO-J14A01-0814	SOIL	N	2-Nitrotoluene	0.05 U	0.013	0.05	0.25	MG/KG
	OD-SO-J14A01-0814	SOIL	N	3-Nitrotoluene	0.05 U	0.015	0.05	0.25	MG/KG
	OD-SO-J14A01-0814	SOIL	N	4-Amino-2,6-dinitrotoluene	0.05 U	0.01	0.05	0.25	MG/KG
	OD-SO-J14A01-0814	SOIL	N	4-Nitrotoluene	0.05 U	0.018	0.05	0.25	MG/KG
	OD-SO-J14A01-0814	SOIL	N	HMX	0.05 U	0.012	0.05	0.25	MG/KG
	OD-SO-J14A01-0814	SOIL	N	Nitrobenzene	0.05 U	0.018	0.05	0.25	MG/KG
	OD-SO-J14A01-0814	SOIL	N	Nitroglycerin	0.121 J	0.015	0.25	0.5	MG/KG
	OD-SO-J14A01-0814	SOIL	N	PETN	0.25 U	0.025	0.25	0.5	MG/KG
	OD-SO-J14A01-0814	SOIL	N	RDX	0.05 U	0.012	0.05	0.25	MG/KG

Table 3. Summary of Analytical Results for Open Detonation Unit Incremental Soil Samples, Kirtland Air Force Base, August 2014

Method	Sample ID	Matrix	QA/QC Type	Analyte	Result*	DL	LOD	LOQ	Units
SW8330B									
	OD-SO-J14A01-0814	SOIL	N	Tetryl	0.05 U	0.01	0.05	0.25	MG/KG
	OD-SO-J15A01-0814	SOIL	N	1,3,5-Trinitrobenzene	0.05 U	0.01	0.05	0.25	MG/KG
	OD-SO-J15A01-0814	SOIL	N	1,3-Dinitrobenzene	0.05 U	0.0042	0.05	0.25	MG/KG
	OD-SO-J15A01-0814	SOIL	N	2,4,6-Trinitrotoluene	0.05 U	0.019	0.05	0.25	MG/KG
	OD-SO-J15A01-0814	SOIL	N	2,4-Dinitrotoluene	0.05 U	0.0053	0.05	0.25	MG/KG
	OD-SO-J15A01-0814	SOIL	N	2,6-Dinitrotoluene	0.05 U	0.0073	0.05	0.25	MG/KG
	OD-SO-J15A01-0814	SOIL	N	2-Amino-4,6-dinitrotoluene	0.05 U	0.013	0.05	0.25	MG/KG
	OD-SO-J15A01-0814	SOIL	N	2-Nitrotoluene	0.05 U	0.013	0.05	0.25	MG/KG
	OD-SO-J15A01-0814	SOIL	N	3-Nitrotoluene	0.05 U	0.016	0.05	0.25	MG/KG
	OD-SO-J15A01-0814	SOIL	N	4-Amino-2,6-dinitrotoluene	0.05 U	0.01	0.05	0.25	MG/KG
	OD-SO-J15A01-0814	SOIL	N	4-Nitrotoluene	0.05 U	0.018	0.05	0.25	MG/KG
	OD-SO-J15A01-0814	SOIL	N	HMX	0.02 J	0.012	0.05	0.25	MG/KG
	OD-SO-J15A01-0814	SOIL	N	Nitrobenzene	0.05 U	0.018	0.05	0.25	MG/KG
	OD-SO-J15A01-0814	SOIL	N	Nitroglycerin	0.25 UJ	0.015	0.25	0.5	MG/KG
	OD-SO-J15A01-0814	SOIL	N	PETN	0.25 U	0.025	0.25	0.5	MG/KG
	OD-SO-J15A01-0814	SOIL	N	RDX	0.1 J	0.012	0.05	0.25	MG/KG
	OD-SO-J15A01-0814	SOIL	N	Tetryl	0.05 U	0.01	0.05	0.25	MG/KG
	OD-SO-J15A01-D14	SOIL	N	1,3,5-Trinitrobenzene	0.05 U	0.01	0.05	0.25	MG/KG
	OD-SO-J15A01-D14	SOIL	N	1,3-Dinitrobenzene	0.05 U	0.0042	0.05	0.25	MG/KG
	OD-SO-J15A01-D14	SOIL	N	2,4,6-Trinitrotoluene	0.05 U	0.019	0.05	0.25	MG/KG
	OD-SO-J15A01-D14	SOIL	N	2,4-Dinitrotoluene	0.05 U	0.0053	0.05	0.25	MG/KG
	OD-SO-J15A01-D14	SOIL	N	2,6-Dinitrotoluene	0.05 U	0.0073	0.05	0.25	MG/KG
	OD-SO-J15A01-D14	SOIL	N	2-Amino-4,6-dinitrotoluene	0.05 U	0.012	0.05	0.25	MG/KG

Table 3. Summary of Analytical Results for Open Detonation Unit Incremental Soil Samples, Kirtland Air Force Base, August 2014

Method	Sample ID	Matrix	QA/QC Type	Analyte	Result*	DL	LOD	LOQ	Units
SW8330B									
	OD-SO-J15A01-D14	SOIL	N	2-Nitrotoluene	0.05 U	0.013	0.05	0.25	MG/KG
	OD-SO-J15A01-D14	SOIL	N	3-Nitrotoluene	0.05 U	0.015	0.05	0.25	MG/KG
	OD-SO-J15A01-D14	SOIL	N	4-Amino-2,6-dinitrotoluene	0.05 U	0.01	0.05	0.25	MG/KG
	OD-SO-J15A01-D14	SOIL	N	4-Nitrotoluene	0.05 U	0.018	0.05	0.25	MG/KG
	OD-SO-J15A01-D14	SOIL	N	HMX	0.026 J	0.012	0.05	0.25	MG/KG
	OD-SO-J15A01-D14	SOIL	N	Nitrobenzene	0.05 U	0.018	0.05	0.25	MG/KG
	OD-SO-J15A01-D14	SOIL	N	Nitroglycerin	0.25 UJ	0.015	0.25	0.5	MG/KG
	OD-SO-J15A01-D14	SOIL	N	PETN	0.25 U	0.025	0.25	0.5	MG/KG
	OD-SO-J15A01-D14	SOIL	N	RDX	0.12 J	0.012	0.05	0.25	MG/KG
	OD-SO-J15A01-D14	SOIL	N	Tetryl	0.05 U	0.01	0.05	0.25	MG/KG
	OD-SO-J15A01-T15	SOIL	N	1,3,5-Trinitrobenzene	0.049 U	0.0099	0.049	0.25	MG/KG
	OD-SO-J15A01-T15	SOIL	N	1,3-Dinitrobenzene	0.049 U	0.0042	0.049	0.25	MG/KG
	OD-SO-J15A01-T15	SOIL	N	2,4,6-Trinitrotoluene	0.049 U	0.019	0.049	0.25	MG/KG
	OD-SO-J15A01-T15	SOIL	N	2,4-Dinitrotoluene	0.049 U	0.0052	0.049	0.25	MG/KG
	OD-SO-J15A01-T15	SOIL	N	2,6-Dinitrotoluene	0.049 U	0.0072	0.049	0.25	MG/KG
	OD-SO-J15A01-T15	SOIL	N	2-Amino-4,6-dinitrotoluene	0.049 U	0.012	0.049	0.25	MG/KG
	OD-SO-J15A01-T15	SOIL	N	2-Nitrotoluene	0.049 U	0.013	0.049	0.25	MG/KG
	OD-SO-J15A01-T15	SOIL	N	3-Nitrotoluene	0.049 U	0.015	0.049	0.25	MG/KG
	OD-SO-J15A01-T15	SOIL	N	4-Amino-2,6-dinitrotoluene	0.049 U	0.0099	0.049	0.25	MG/KG
	OD-SO-J15A01-T15	SOIL	N	4-Nitrotoluene	0.049 U	0.018	0.049	0.25	MG/KG
	OD-SO-J15A01-T15	SOIL	N	HMX	0.018 J	0.012	0.049	0.25	MG/KG
	OD-SO-J15A01-T15	SOIL	N	Nitrobenzene	0.049 U	0.017	0.049	0.25	MG/KG
	OD-SO-J15A01-T15	SOIL	N	Nitroglycerin	0.25 UJ	0.015	0.25	0.49	MG/KG

Table 3. Summary of Analytical Results for Open Detonation Unit Incremental Soil Samples, Kirtland Air Force Base, August 2014

Method	Sample ID	Matrix	QA/QC Type	Analyte	Result*	DL	LOD	LOQ	Units
SW8330B									
	OD-SO-J15A01-T15	SOIL	N	PETN	0.25 U	0.025	0.25	0.49	MG/KG
	OD-SO-J15A01-T15	SOIL	N	RDX	0.1 J	0.012	0.049	0.25	MG/KG
	OD-SO-J15A01-T15	SOIL	N	Tetryl	0.049 U	0.0099	0.049	0.25	MG/KG
	OD-SO-K07B02-0814	SOIL	N	1,3,5-Trinitrobenzene	0.05 U	0.01	0.05	0.25	MG/KG
	OD-SO-K07B02-0814	SOIL	N	1,3-Dinitrobenzene	0.05 U	0.0042	0.05	0.25	MG/KG
	OD-SO-K07B02-0814	SOIL	N	2,4,6-Trinitrotoluene	0.05 U	0.019	0.05	0.25	MG/KG
	OD-SO-K07B02-0814	SOIL	N	2,4-Dinitrotoluene	0.05 U	0.0053	0.05	0.25	MG/KG
	OD-SO-K07B02-0814	SOIL	N	2,6-Dinitrotoluene	0.05 U	0.0073	0.05	0.25	MG/KG
	OD-SO-K07B02-0814	SOIL	N	2-Amino-4,6-dinitrotoluene	0.05 U	0.012	0.05	0.25	MG/KG
	OD-SO-K07B02-0814	SOIL	N	2-Nitrotoluene	0.05 U	0.013	0.05	0.25	MG/KG
	OD-SO-K07B02-0814	SOIL	N	3-Nitrotoluene	0.05 U	0.015	0.05	0.25	MG/KG
	OD-SO-K07B02-0814	SOIL	N	4-Amino-2,6-dinitrotoluene	0.05 U	0.01	0.05	0.25	MG/KG
	OD-SO-K07B02-0814	SOIL	N	4-Nitrotoluene	0.05 U	0.018	0.05	0.25	MG/KG
	OD-SO-K07B02-0814	SOIL	N	HMX	0.067 J	0.012	0.05	0.25	MG/KG
	OD-SO-K07B02-0814	SOIL	N	Nitrobenzene	0.05 U	0.018	0.05	0.25	MG/KG
	OD-SO-K07B02-0814	SOIL	N	Nitroglycerin	0.031 J	0.015	0.25	0.5	MG/KG
	OD-SO-K07B02-0814	SOIL	N	PETN	0.25 U	0.025	0.25	0.5	MG/KG
	OD-SO-K07B02-0814	SOIL	N	RDX	0.05 U	0.012	0.05	0.25	MG/KG
	OD-SO-K07B02-0814	SOIL	N	Tetryl	0.05 U	0.01	0.05	0.25	MG/KG
	OD-SO-K09B01-0814	SOIL	N	1,3,5-Trinitrobenzene	0.05 U	0.01	0.05	0.25	MG/KG
	OD-SO-K09B01-0814	SOIL	N	1,3-Dinitrobenzene	0.05 U	0.0042	0.05	0.25	MG/KG
	OD-SO-K09B01-0814	SOIL	N	2,4,6-Trinitrotoluene	0.05 U	0.019	0.05	0.25	MG/KG
	OD-SO-K09B01-0814	SOIL	N	2,4-Dinitrotoluene	0.05 U	0.0053	0.05	0.25	MG/KG

Table 3. Summary of Analytical Results for Open Detonation Unit Incremental Soil Samples, Kirtland Air Force Base, August 2014

Method	Sample ID	Matrix	QA/QC Type	Analyte	Result*	DL	LOD	LOQ	Units
SW8330B									
	OD-SO-K09B01-0814	SOIL	N	2,6-Dinitrotoluene	0.05 U	0.0073	0.05	0.25	MG/KG
	OD-SO-K09B01-0814	SOIL	N	2-Amino-4,6-dinitrotoluene	0.05 U	0.012	0.05	0.25	MG/KG
	OD-SO-K09B01-0814	SOIL	N	2-Nitrotoluene	0.05 U	0.013	0.05	0.25	MG/KG
	OD-SO-K09B01-0814	SOIL	N	3-Nitrotoluene	0.05 U	0.015	0.05	0.25	MG/KG
	OD-SO-K09B01-0814	SOIL	N	4-Amino-2,6-dinitrotoluene	0.05 U	0.01	0.05	0.25	MG/KG
	OD-SO-K09B01-0814	SOIL	N	4-Nitrotoluene	0.05 U	0.018	0.05	0.25	MG/KG
	OD-SO-K09B01-0814	SOIL	N	HMX	0.24 J	0.012	0.05	0.25	MG/KG
	OD-SO-K09B01-0814	SOIL	N	Nitrobenzene	0.05 U	0.018	0.05	0.25	MG/KG
	OD-SO-K09B01-0814	SOIL	N	Nitroglycerin	0.25 UJ	0.015	0.25	0.5	MG/KG
	OD-SO-K09B01-0814	SOIL	N	PETN	0.25 U	0.025	0.25	0.5	MG/KG
	OD-SO-K09B01-0814	SOIL	N	RDX	0.48	0.012	0.05	0.25	MG/KG
	OD-SO-K09B01-0814	SOIL	N	Tetryl	0.05 U	0.01	0.05	0.25	MG/KG
	OD-SO-K09B02-0814	SOIL	N	1,3,5-Trinitrobenzene	0.049 U	0.0099	0.049	0.25	MG/KG
	OD-SO-K09B02-0814	SOIL	N	1,3-Dinitrobenzene	0.049 U	0.0042	0.049	0.25	MG/KG
	OD-SO-K09B02-0814	SOIL	N	2,4,6-Trinitrotoluene	0.14 J	0.019	0.049	0.25	MG/KG
	OD-SO-K09B02-0814	SOIL	N	2,4-Dinitrotoluene	1 J	0.0052	0.049	0.25	MG/KG
	OD-SO-K09B02-0814	SOIL	N	2,6-Dinitrotoluene	0.064 J	0.0072	0.049	0.25	MG/KG
	OD-SO-K09B02-0814	SOIL	N	2-Amino-4,6-dinitrotoluene	0.033 J	0.012	0.049	0.25	MG/KG
	OD-SO-K09B02-0814	SOIL	N	2-Nitrotoluene	0.049 U	0.013	0.049	0.25	MG/KG
	OD-SO-K09B02-0814	SOIL	N	3-Nitrotoluene	0.049 U	0.015	0.049	0.25	MG/KG
	OD-SO-K09B02-0814	SOIL	N	4-Amino-2,6-dinitrotoluene	0.026 J	0.0099	0.049	0.25	MG/KG
	OD-SO-K09B02-0814	SOIL	N	4-Nitrotoluene	0.049 U	0.018	0.049	0.25	MG/KG
	OD-SO-K09B02-0814	SOIL	N	HMX	0.081 J	0.012	0.049	0.25	MG/KG

Table 3. Summary of Analytical Results for Open Detonation Unit Incremental Soil Samples, Kirtland Air Force Base, August 2014

Method	Sample ID	Matrix	QA/QC Type	Analyte	Result*	DL	LOD	LOQ	Units
SW8330B									
	OD-SO-K09B02-0814	SOIL	N	Nitrobenzene	0.049 U	0.017	0.049	0.25	MG/KG
	OD-SO-K09B02-0814	SOIL	N	Nitroglycerin	2.48 J	0.015	0.25	0.5	MG/KG
	OD-SO-K09B02-0814	SOIL	N	PETN	0.25 U	0.025	0.25	0.49	MG/KG
	OD-SO-K09B02-0814	SOIL	N	RDX	0.049 U	0.012	0.049	0.25	MG/KG
	OD-SO-K09B02-0814	SOIL	N	Tetryl	0.049 U	0.0099	0.049	0.25	MG/KG
	OD-SO-K09B02-D14	SOIL	N	1,3,5-Trinitrobenzene	0.049 U	0.0099	0.049	0.25	MG/KG
	OD-SO-K09B02-D14	SOIL	N	1,3-Dinitrobenzene	0.049 U	0.0041	0.049	0.25	MG/KG
	OD-SO-K09B02-D14	SOIL	N	2,4,6-Trinitrotoluene	0.29	0.019	0.049	0.25	MG/KG
	OD-SO-K09B02-D14	SOIL	N	2,4-Dinitrotoluene	0.017 J	0.0052	0.049	0.25	MG/KG
	OD-SO-K09B02-D14	SOIL	N	2,6-Dinitrotoluene	0.049 U	0.0072	0.049	0.25	MG/KG
	OD-SO-K09B02-D14	SOIL	N	2-Amino-4,6-dinitrotoluene	0.023 J	0.012	0.049	0.25	MG/KG
	OD-SO-K09B02-D14	SOIL	N	2-Nitrotoluene	0.049 U	0.013	0.049	0.25	MG/KG
	OD-SO-K09B02-D14	SOIL	N	3-Nitrotoluene	0.049 U	0.015	0.049	0.25	MG/KG
	OD-SO-K09B02-D14	SOIL	N	4-Amino-2,6-dinitrotoluene	0.018 J	0.0099	0.049	0.25	MG/KG
	OD-SO-K09B02-D14	SOIL	N	4-Nitrotoluene	0.049 U	0.018	0.049	0.25	MG/KG
	OD-SO-K09B02-D14	SOIL	N	HMX	0.14 J	0.012	0.049	0.25	MG/KG
	OD-SO-K09B02-D14	SOIL	N	Nitrobenzene	0.049 U	0.017	0.049	0.25	MG/KG
	OD-SO-K09B02-D14	SOIL	N	Nitroglycerin	0.15 J	0.015	0.25	0.49	MG/KG
	OD-SO-K09B02-D14	SOIL	N	PETN	0.25 U	0.025	0.25	0.49	MG/KG
	OD-SO-K09B02-D14	SOIL	N	RDX	0.049 U	0.012	0.049	0.25	MG/KG
	OD-SO-K09B02-D14	SOIL	N	Tetryl	0.049 U	0.0099	0.049	0.25	MG/KG
	OD-SO-K09B02-T14	SOIL	N	1,3,5-Trinitrobenzene	0.049 U	0.0099	0.049	0.25	MG/KG
	OD-SO-K09B02-T14	SOIL	N	1,3-Dinitrobenzene	0.049 U	0.0042	0.049	0.25	MG/KG

Table 3. Summary of Analytical Results for Open Detonation Unit Incremental Soil Samples, Kirtland Air Force Base, August 2014

Method	Sample ID	Matrix	QA/QC Type	Analyte	Result*	DL	LOD	LOQ	Units
SW8330B									
	OD-SO-K09B02-T14	SOIL	N	2,4,6-Trinitrotoluene	0.049 U	0.019	0.049	0.25	MG/KG
	OD-SO-K09B02-T14	SOIL	N	2,4-Dinitrotoluene	0.052 J	0.0052	0.049	0.25	MG/KG
	OD-SO-K09B02-T14	SOIL	N	2,6-Dinitrotoluene	0.049 U	0.0072	0.049	0.25	MG/KG
	OD-SO-K09B02-T14	SOIL	N	2-Amino-4,6-dinitrotoluene	0.049 U	0.012	0.049	0.25	MG/KG
	OD-SO-K09B02-T14	SOIL	N	2-Nitrotoluene	0.049 U	0.013	0.049	0.25	MG/KG
	OD-SO-K09B02-T14	SOIL	N	3-Nitrotoluene	0.049 U	0.015	0.049	0.25	MG/KG
	OD-SO-K09B02-T14	SOIL	N	4-Amino-2,6-dinitrotoluene	0.011 J	0.0099	0.049	0.25	MG/KG
	OD-SO-K09B02-T14	SOIL	N	4-Nitrotoluene	0.049 U	0.018	0.049	0.25	MG/KG
	OD-SO-K09B02-T14	SOIL	N	HMX	0.18 J	0.012	0.049	0.25	MG/KG
	OD-SO-K09B02-T14	SOIL	N	Nitrobenzene	0.049 U	0.017	0.049	0.25	MG/KG
	OD-SO-K09B02-T14	SOIL	N	Nitroglycerin	0.25 UJ	0.015	0.25	0.49	MG/KG
	OD-SO-K09B02-T14	SOIL	N	PETN	0.25 U	0.025	0.25	0.49	MG/KG
	OD-SO-K09B02-T14	SOIL	N	RDX	0.049 U	0.012	0.049	0.25	MG/KG
	OD-SO-K09B02-T14	SOIL	N	Tetryl	0.049 U	0.0099	0.049	0.25	MG/KG
	OD-SO-K10B01-0814	SOIL	N	1,3,5-Trinitrobenzene	0.05 U	0.01	0.05	0.25	MG/KG
	OD-SO-K10B01-0814	SOIL	N	1,3-Dinitrobenzene	0.05 U	0.0042	0.05	0.25	MG/KG
	OD-SO-K10B01-0814	SOIL	N	2,4,6-Trinitrotoluene	0.05 U	0.019	0.05	0.25	MG/KG
	OD-SO-K10B01-0814	SOIL	N	2,4-Dinitrotoluene	0.05 U	0.0053	0.05	0.25	MG/KG
	OD-SO-K10B01-0814	SOIL	N	2,6-Dinitrotoluene	0.05 U	0.0073	0.05	0.25	MG/KG
	OD-SO-K10B01-0814	SOIL	N	2-Amino-4,6-dinitrotoluene	0.05 U	0.012	0.05	0.25	MG/KG
	OD-SO-K10B01-0814	SOIL	N	2-Nitrotoluene	0.05 U	0.013	0.05	0.25	MG/KG
	OD-SO-K10B01-0814	SOIL	N	3-Nitrotoluene	0.05 U	0.015	0.05	0.25	MG/KG
	OD-SO-K10B01-0814	SOIL	N	4-Amino-2,6-dinitrotoluene	0.05 U	0.01	0.05	0.25	MG/KG

Table 3. Summary of Analytical Results for Open Detonation Unit Incremental Soil Samples, Kirtland Air Force Base, August 2014

Method	Sample ID	Matrix	QA/QC Type	Analyte	Result*	DL	LOD	LOQ	Units
SW8330B									
	OD-SO-K10B01-0814	SOIL	N	4-Nitrotoluene	0.05 U	0.018	0.05	0.25	MG/KG
	OD-SO-K10B01-0814	SOIL	N	HMX	0.66	0.012	0.05	0.25	MG/KG
	OD-SO-K10B01-0814	SOIL	N	Nitrobenzene	0.05 U	0.018	0.05	0.25	MG/KG
	OD-SO-K10B01-0814	SOIL	N	Nitroglycerin	0.25 UJ	0.015	0.25	0.5	MG/KG
	OD-SO-K10B01-0814	SOIL	N	PETN	0.25 U	0.025	0.25	0.5	MG/KG
	OD-SO-K10B01-0814	SOIL	N	RDX	8.1	0.06	0.25	1.2	MG/KG
	OD-SO-K10B01-0814	SOIL	N	Tetryl	0.05 U	0.01	0.05	0.25	MG/KG
	OD-SO-K11B02-0814	SOIL	N	1,3,5-Trinitrobenzene	0.05 U	0.01	0.05	0.25	MG/KG
	OD-SO-K11B02-0814	SOIL	N	1,3-Dinitrobenzene	0.05 U	0.0042	0.05	0.25	MG/KG
	OD-SO-K11B02-0814	SOIL	N	2,4,6-Trinitrotoluene	0.58	0.019	0.05	0.25	MG/KG
	OD-SO-K11B02-0814	SOIL	N	2,4-Dinitrotoluene	0.05 U	0.0053	0.05	0.25	MG/KG
	OD-SO-K11B02-0814	SOIL	N	2,6-Dinitrotoluene	0.05 U	0.0073	0.05	0.25	MG/KG
	OD-SO-K11B02-0814	SOIL	N	2-Amino-4,6-dinitrotoluene	0.05 U	0.013	0.05	0.25	MG/KG
	OD-SO-K11B02-0814	SOIL	N	2-Nitrotoluene	0.05 U	0.013	0.05	0.25	MG/KG
	OD-SO-K11B02-0814	SOIL	N	3-Nitrotoluene	0.05 U	0.016	0.05	0.25	MG/KG
	OD-SO-K11B02-0814	SOIL	N	4-Amino-2,6-dinitrotoluene	0.05 U	0.01	0.05	0.25	MG/KG
	OD-SO-K11B02-0814	SOIL	N	4-Nitrotoluene	0.05 U	0.018	0.05	0.25	MG/KG
	OD-SO-K11B02-0814	SOIL	N	HMX	8.5	0.061	0.25	1.3	MG/KG
	OD-SO-K11B02-0814	SOIL	N	Nitrobenzene	0.05 U	0.018	0.05	0.25	MG/KG
	OD-SO-K11B02-0814	SOIL	N	Nitroglycerin	0.25 UJ	0.015	0.25	0.5	MG/KG
	OD-SO-K11B02-0814	SOIL	N	PETN	0.25 U	0.025	0.25	0.5	MG/KG
	OD-SO-K11B02-0814	SOIL	N	RDX	0.24 J	0.012	0.05	0.25	MG/KG
	OD-SO-K11B02-0814	SOIL	N	Tetryl	0.05 U	0.01	0.05	0.25	MG/KG

Table 3. Summary of Analytical Results for Open Detonation Unit Incremental Soil Samples, Kirtland Air Force Base, August 2014

Method	Sample ID	Matrix	QA/QC Type	Analyte	Result*	DL	LOD	LOQ	Units
SW8330B									
	OD-SO-L07A02-0814	SOIL	N	1,3,5-Trinitrobenzene	0.05 U	0.01	0.05	0.25	MG/KG
	OD-SO-L07A02-0814	SOIL	N	1,3-Dinitrobenzene	0.05 U	0.0042	0.05	0.25	MG/KG
	OD-SO-L07A02-0814	SOIL	N	2,4,6-Trinitrotoluene	0.05 U	0.019	0.05	0.25	MG/KG
	OD-SO-L07A02-0814	SOIL	N	2,4-Dinitrotoluene	0.05 U	0.0053	0.05	0.25	MG/KG
	OD-SO-L07A02-0814	SOIL	N	2,6-Dinitrotoluene	0.05 U	0.0073	0.05	0.25	MG/KG
	OD-SO-L07A02-0814	SOIL	N	2-Amino-4,6-dinitrotoluene	0.05 U	0.013	0.05	0.25	MG/KG
	OD-SO-L07A02-0814	SOIL	N	2-Nitrotoluene	0.05 U	0.013	0.05	0.25	MG/KG
	OD-SO-L07A02-0814	SOIL	N	3-Nitrotoluene	0.05 U	0.016	0.05	0.25	MG/KG
	OD-SO-L07A02-0814	SOIL	N	4-Amino-2,6-dinitrotoluene	0.05 U	0.01	0.05	0.25	MG/KG
	OD-SO-L07A02-0814	SOIL	N	4-Nitrotoluene	0.05 U	0.018	0.05	0.25	MG/KG
	OD-SO-L07A02-0814	SOIL	N	HMX	0.057 J	0.012	0.05	0.25	MG/KG
	OD-SO-L07A02-0814	SOIL	N	Nitrobenzene	0.05 U	0.018	0.05	0.25	MG/KG
	OD-SO-L07A02-0814	SOIL	N	Nitroglycerin	0.25 UJ	0.015	0.25	0.5	MG/KG
	OD-SO-L07A02-0814	SOIL	N	PETN	0.25 U	0.025	0.25	0.5	MG/KG
	OD-SO-L07A02-0814	SOIL	N	RDX	0.073 J	0.012	0.05	0.25	MG/KG
	OD-SO-L07A02-0814	SOIL	N	Tetryl	0.05 U	0.01	0.05	0.25	MG/KG
	OD-SO-L08A01-0814	SOIL	N	1,3,5-Trinitrobenzene	0.05 U	0.0099	0.05	0.25	MG/KG
	OD-SO-L08A01-0814	SOIL	N	1,3-Dinitrobenzene	0.05 U	0.0042	0.05	0.25	MG/KG
	OD-SO-L08A01-0814	SOIL	N	2,4,6-Trinitrotoluene	0.05 U	0.019	0.05	0.25	MG/KG
	OD-SO-L08A01-0814	SOIL	N	2,4-Dinitrotoluene	0.05 U	0.0053	0.05	0.25	MG/KG
	OD-SO-L08A01-0814	SOIL	N	2,6-Dinitrotoluene	0.05 U	0.0072	0.05	0.25	MG/KG
	OD-SO-L08A01-0814	SOIL	N	2-Amino-4,6-dinitrotoluene	0.05 U	0.012	0.05	0.25	MG/KG
	OD-SO-L08A01-0814	SOIL	N	2-Nitrotoluene	0.05 U	0.013	0.05	0.25	MG/KG

Table 3. Summary of Analytical Results for Open Detonation Unit Incremental Soil Samples, Kirtland Air Force Base, August 2014

Method	Sample ID	Matrix	QA/QC Type	Analyte	Result*	DL	LOD	LOQ	Units
SW8330B									
	OD-SO-L08A01-0814	SOIL	N	3-Nitrotoluene	0.05 U	0.015	0.05	0.25	MG/KG
	OD-SO-L08A01-0814	SOIL	N	4-Amino-2,6-dinitrotoluene	0.05 U	0.0099	0.05	0.25	MG/KG
	OD-SO-L08A01-0814	SOIL	N	4-Nitrotoluene	0.05 U	0.018	0.05	0.25	MG/KG
	OD-SO-L08A01-0814	SOIL	N	HMX	0.18 J	0.012	0.05	0.25	MG/KG
	OD-SO-L08A01-0814	SOIL	N	Nitrobenzene	0.05 U	0.017	0.05	0.25	MG/KG
	OD-SO-L08A01-0814	SOIL	N	Nitroglycerin	0.12 J	0.015	0.25	0.5	MG/KG
	OD-SO-L08A01-0814	SOIL	N	PETN	0.044 J	0.025	0.25	0.5	MG/KG
	OD-SO-L08A01-0814	SOIL	N	RDX	0.071 J	0.012	0.05	0.25	MG/KG
	OD-SO-L08A01-0814	SOIL	N	Tetryl	0.05 U	0.0099	0.05	0.25	MG/KG
	OD-SO-L08A02-0814	SOIL	N	1,3,5-Trinitrobenzene	0.05 U	0.01	0.05	0.25	MG/KG
	OD-SO-L08A02-0814	SOIL	N	1,3-Dinitrobenzene	0.05 U	0.0042	0.05	0.25	MG/KG
	OD-SO-L08A02-0814	SOIL	N	2,4,6-Trinitrotoluene	0.05 U	0.019	0.05	0.25	MG/KG
	OD-SO-L08A02-0814	SOIL	N	2,4-Dinitrotoluene	0.01 J	0.0053	0.05	0.25	MG/KG
	OD-SO-L08A02-0814	SOIL	N	2,6-Dinitrotoluene	0.05 U	0.0073	0.05	0.25	MG/KG
	OD-SO-L08A02-0814	SOIL	N	2-Amino-4,6-dinitrotoluene	0.05 U	0.013	0.05	0.25	MG/KG
	OD-SO-L08A02-0814	SOIL	N	2-Nitrotoluene	0.05 U	0.013	0.05	0.25	MG/KG
	OD-SO-L08A02-0814	SOIL	N	3-Nitrotoluene	0.05 U	0.016	0.05	0.25	MG/KG
	OD-SO-L08A02-0814	SOIL	N	4-Amino-2,6-dinitrotoluene	0.05 U	0.01	0.05	0.25	MG/KG
	OD-SO-L08A02-0814	SOIL	N	4-Nitrotoluene	0.05 U	0.018	0.05	0.25	MG/KG
	OD-SO-L08A02-0814	SOIL	N	HMX	0.15 J	0.012	0.05	0.25	MG/KG
	OD-SO-L08A02-0814	SOIL	N	Nitrobenzene	0.05 U	0.018	0.05	0.25	MG/KG
	OD-SO-L08A02-0814	SOIL	N	Nitroglycerin	1.1 J	0.015	0.25	0.5	MG/KG
	OD-SO-L08A02-0814	SOIL	N	PETN	0.25 U	0.025	0.25	0.5	MG/KG

Table 3. Summary of Analytical Results for Open Detonation Unit Incremental Soil Samples, Kirtland Air Force Base, August 2014

Method	Sample ID	Matrix	QA/QC Type	Analyte	Result*	DL	LOD	LOQ	Units
SW8330B									
	OD-SO-L08A02-0814	SOIL	N	RDX	0.19 J	0.012	0.05	0.25	MG/KG
	OD-SO-L08A02-0814	SOIL	N	Tetryl	0.05 U	0.01	0.05	0.25	MG/KG
	OD-SO-L09A01-0814	SOIL	N	1,3,5-Trinitrobenzene	0.05 U	0.01	0.05	0.25	MG/KG
	OD-SO-L09A01-0814	SOIL	N	1,3-Dinitrobenzene	0.05 U	0.0042	0.05	0.25	MG/KG
	OD-SO-L09A01-0814	SOIL	N	2,4,6-Trinitrotoluene	0.05 U	0.019	0.05	0.25	MG/KG
	OD-SO-L09A01-0814	SOIL	N	2,4-Dinitrotoluene	0.05 U	0.0053	0.05	0.25	MG/KG
	OD-SO-L09A01-0814	SOIL	N	2,6-Dinitrotoluene	0.05 U	0.0073	0.05	0.25	MG/KG
	OD-SO-L09A01-0814	SOIL	N	2-Amino-4,6-dinitrotoluene	0.05 U	0.012	0.05	0.25	MG/KG
	OD-SO-L09A01-0814	SOIL	N	2-Nitrotoluene	0.05 U	0.013	0.05	0.25	MG/KG
	OD-SO-L09A01-0814	SOIL	N	3-Nitrotoluene	0.05 U	0.015	0.05	0.25	MG/KG
	OD-SO-L09A01-0814	SOIL	N	4-Amino-2,6-dinitrotoluene	0.05 U	0.01	0.05	0.25	MG/KG
	OD-SO-L09A01-0814	SOIL	N	4-Nitrotoluene	0.05 U	0.018	0.05	0.25	MG/KG
	OD-SO-L09A01-0814	SOIL	N	HMX	1.7	0.012	0.05	0.25	MG/KG
	OD-SO-L09A01-0814	SOIL	N	Nitrobenzene	0.05 U	0.018	0.05	0.25	MG/KG
	OD-SO-L09A01-0814	SOIL	N	Nitroglycerin	0.25 UJ	0.015	0.25	0.5	MG/KG
	OD-SO-L09A01-0814	SOIL	N	PETN	0.25 U	0.025	0.25	0.5	MG/KG
	OD-SO-L09A01-0814	SOIL	N	RDX	3.2	0.012	0.05	0.25	MG/KG
	OD-SO-L09A01-0814	SOIL	N	Tetryl	0.05 U	0.01	0.05	0.25	MG/KG
	OD-SO-L09A02-0814	SOIL	N	1,3,5-Trinitrobenzene	0.049 U	0.0099	0.049	0.25	MG/KG
	OD-SO-L09A02-0814	SOIL	N	1,3-Dinitrobenzene	0.049 U	0.0042	0.049	0.25	MG/KG
	OD-SO-L09A02-0814	SOIL	N	2,4,6-Trinitrotoluene	0.049 U	0.019	0.049	0.25	MG/KG
	OD-SO-L09A02-0814	SOIL	N	2,4-Dinitrotoluene	0.015 J	0.0052	0.049	0.25	MG/KG
	OD-SO-L09A02-0814	SOIL	N	2,6-Dinitrotoluene	0.049 U	0.0072	0.049	0.25	MG/KG

Table 3. Summary of Analytical Results for Open Detonation Unit Incremental Soil Samples, Kirtland Air Force Base, August 2014

Method	Sample ID	Matrix	QA/QC Type	Analyte	Result*	DL	LOD	LOQ	Units
SW8330B									
	OD-SO-L09A02-0814	SOIL	N	2-Amino-4,6-dinitrotoluene	0.049 U	0.012	0.049	0.25	MG/KG
	OD-SO-L09A02-0814	SOIL	N	2-Nitrotoluene	0.049 U	0.013	0.049	0.25	MG/KG
	OD-SO-L09A02-0814	SOIL	N	3-Nitrotoluene	0.049 U	0.015	0.049	0.25	MG/KG
	OD-SO-L09A02-0814	SOIL	N	4-Amino-2,6-dinitrotoluene	0.049 U	0.0099	0.049	0.25	MG/KG
	OD-SO-L09A02-0814	SOIL	N	4-Nitrotoluene	0.049 U	0.018	0.049	0.25	MG/KG
	OD-SO-L09A02-0814	SOIL	N	HMX	0.085 J	0.012	0.049	0.25	MG/KG
	OD-SO-L09A02-0814	SOIL	N	Nitrobenzene	0.049 U	0.017	0.049	0.25	MG/KG
	OD-SO-L09A02-0814	SOIL	N	Nitroglycerin	0.25 UJ	0.015	0.25	0.49	MG/KG
	OD-SO-L09A02-0814	SOIL	N	PETN	0.25 U	0.025	0.25	0.49	MG/KG
	OD-SO-L09A02-0814	SOIL	N	RDX	0.049 U	0.012	0.049	0.25	MG/KG
	OD-SO-L09A02-0814	SOIL	N	Tetryl	0.049 U	0.0099	0.049	0.25	MG/KG
	OD-SO-L10A02-0814	SOIL	N	1,3,5-Trinitrobenzene	0.049 U	0.0098	0.049	0.25	MG/KG
	OD-SO-L10A02-0814	SOIL	N	1,3-Dinitrobenzene	0.049 U	0.0041	0.049	0.25	MG/KG
	OD-SO-L10A02-0814	SOIL	N	2,4,6-Trinitrotoluene	0.049 U	0.019	0.049	0.25	MG/KG
	OD-SO-L10A02-0814	SOIL	N	2,4-Dinitrotoluene	0.049 U	0.0052	0.049	0.25	MG/KG
	OD-SO-L10A02-0814	SOIL	N	2,6-Dinitrotoluene	0.049 U	0.0072	0.049	0.25	MG/KG
	OD-SO-L10A02-0814	SOIL	N	2-Amino-4,6-dinitrotoluene	0.049 U	0.012	0.049	0.25	MG/KG
	OD-SO-L10A02-0814	SOIL	N	2-Nitrotoluene	0.049 U	0.013	0.049	0.25	MG/KG
	OD-SO-L10A02-0814	SOIL	N	3-Nitrotoluene	0.049 U	0.015	0.049	0.25	MG/KG
	OD-SO-L10A02-0814	SOIL	N	4-Amino-2,6-dinitrotoluene	0.049 U	0.0098	0.049	0.25	MG/KG
	OD-SO-L10A02-0814	SOIL	N	4-Nitrotoluene	0.049 U	0.018	0.049	0.25	MG/KG
	OD-SO-L10A02-0814	SOIL	N	HMX	0.17 J	0.012	0.049	0.25	MG/KG
	OD-SO-L10A02-0814	SOIL	N	Nitrobenzene	0.049 U	0.017	0.049	0.25	MG/KG

Table 3. Summary of Analytical Results for Open Detonation Unit Incremental Soil Samples, Kirtland Air Force Base, August 2014

Method	Sample ID	Matrix	QA/QC Type	Analyte	Result*	DL	LOD	LOQ	Units
SW8330B									
	OD-SO-L10A02-0814	SOIL	N	Nitroglycerin	0.25 UJ	0.015	0.25	0.49	MG/KG
	OD-SO-L10A02-0814	SOIL	N	PETN	0.25 U	0.025	0.25	0.49	MG/KG
	OD-SO-L10A02-0814	SOIL	N	RDX	0.049 U	0.012	0.049	0.25	MG/KG
	OD-SO-L10A02-0814	SOIL	N	Tetryl	0.049 U	0.0098	0.049	0.25	MG/KG
	OD-SO-L11A01-0814	SOIL	N	1,3,5-Trinitrobenzene	0.049 U	0.0098	0.049	0.24	MG/KG
	OD-SO-L11A01-0814	SOIL	N	1,3-Dinitrobenzene	0.049 U	0.0041	0.049	0.24	MG/KG
	OD-SO-L11A01-0814	SOIL	N	2,4,6-Trinitrotoluene	0.049 U	0.019	0.049	0.24	MG/KG
	OD-SO-L11A01-0814	SOIL	N	2,4-Dinitrotoluene	0.049 U	0.0052	0.049	0.24	MG/KG
	OD-SO-L11A01-0814	SOIL	N	2,6-Dinitrotoluene	0.049 U	0.0071	0.049	0.24	MG/KG
	OD-SO-L11A01-0814	SOIL	N	2-Amino-4,6-dinitrotoluene	0.049 U	0.012	0.049	0.24	MG/KG
	OD-SO-L11A01-0814	SOIL	N	2-Nitrotoluene	0.049 U	0.013	0.049	0.24	MG/KG
	OD-SO-L11A01-0814	SOIL	N	3-Nitrotoluene	0.049 U	0.015	0.049	0.24	MG/KG
	OD-SO-L11A01-0814	SOIL	N	4-Amino-2,6-dinitrotoluene	0.049 U	0.0098	0.049	0.24	MG/KG
	OD-SO-L11A01-0814	SOIL	N	4-Nitrotoluene	0.049 U	0.018	0.049	0.24	MG/KG
	OD-SO-L11A01-0814	SOIL	N	HMX	0.027 J	0.012	0.049	0.24	MG/KG
	OD-SO-L11A01-0814	SOIL	N	Nitrobenzene	0.049 U	0.017	0.049	0.24	MG/KG
	OD-SO-L11A01-0814	SOIL	N	Nitroglycerin	0.24 UJ	0.015	0.24	0.49	MG/KG
	OD-SO-L11A01-0814	SOIL	N	PETN	0.24 U	0.024	0.24	0.49	MG/KG
	OD-SO-L11A01-0814	SOIL	N	RDX	0.049 U	0.012	0.049	0.24	MG/KG
	OD-SO-L11A01-0814	SOIL	N	Tetryl	0.049 U	0.0098	0.049	0.24	MG/KG
	OD-SO-L11B02-0814	SOIL	N	1,3,5-Trinitrobenzene	0.049 U	0.0098	0.049	0.25	MG/KG
	OD-SO-L11B02-0814	SOIL	N	1,3-Dinitrobenzene	0.049 U	0.0041	0.049	0.25	MG/KG
	OD-SO-L11B02-0814	SOIL	N	2,4,6-Trinitrotoluene	0.049 U	0.019	0.049	0.25	MG/KG

Table 3. Summary of Analytical Results for Open Detonation Unit Incremental Soil Samples, Kirtland Air Force Base, August 2014

Method	Sample ID	Matrix	QA/QC Type	Analyte	Result*	DL	LOD	LOQ	Units
SW8330B									
	OD-SO-L11B02-0814	SOIL	N	2,4-Dinitrotoluene	0.0187 J	0.0052	0.049	0.25	MG/KG
	OD-SO-L11B02-0814	SOIL	N	2,6-Dinitrotoluene	0.049 U	0.0072	0.049	0.25	MG/KG
	OD-SO-L11B02-0814	SOIL	N	2-Amino-4,6-dinitrotoluene	0.049 U	0.012	0.049	0.25	MG/KG
	OD-SO-L11B02-0814	SOIL	N	2-Nitrotoluene	0.049 U	0.013	0.049	0.25	MG/KG
	OD-SO-L11B02-0814	SOIL	N	3-Nitrotoluene	0.049 U	0.015	0.049	0.25	MG/KG
	OD-SO-L11B02-0814	SOIL	N	4-Amino-2,6-dinitrotoluene	0.049 U	0.0098	0.049	0.25	MG/KG
	OD-SO-L11B02-0814	SOIL	N	4-Nitrotoluene	0.049 U	0.018	0.049	0.25	MG/KG
	OD-SO-L11B02-0814	SOIL	N	HMX	0.049 U	0.012	0.049	0.25	MG/KG
	OD-SO-L11B02-0814	SOIL	N	Nitrobenzene	0.049 U	0.017	0.049	0.25	MG/KG
	OD-SO-L11B02-0814	SOIL	N	Nitroglycerin	0.525 J	0.015	0.25	0.49	MG/KG
	OD-SO-L11B02-0814	SOIL	N	PETN	0.25 U	0.025	0.25	0.49	MG/KG
	OD-SO-L11B02-0814	SOIL	N	RDX	0.049 U	0.012	0.049	0.25	MG/KG
	OD-SO-L11B02-0814	SOIL	N	Tetryl	0.049 U	0.0098	0.049	0.25	MG/KG
	OD-SO-L11B02-D14	SOIL	N	1,3,5-Trinitrobenzene	0.05 U	0.01	0.05	0.25	MG/KG
	OD-SO-L11B02-D14	SOIL	N	1,3-Dinitrobenzene	0.05 U	0.0042	0.05	0.25	MG/KG
	OD-SO-L11B02-D14	SOIL	N	2,4,6-Trinitrotoluene	0.05 U	0.019	0.05	0.25	MG/KG
	OD-SO-L11B02-D14	SOIL	N	2,4-Dinitrotoluene	0.05 U	0.0053	0.05	0.25	MG/KG
	OD-SO-L11B02-D14	SOIL	N	2,6-Dinitrotoluene	0.05 U	0.0073	0.05	0.25	MG/KG
	OD-SO-L11B02-D14	SOIL	N	2-Amino-4,6-dinitrotoluene	0.05 U	0.013	0.05	0.25	MG/KG
	OD-SO-L11B02-D14	SOIL	N	2-Nitrotoluene	0.05 U	0.013	0.05	0.25	MG/KG
	OD-SO-L11B02-D14	SOIL	N	3-Nitrotoluene	0.05 U	0.016	0.05	0.25	MG/KG
	OD-SO-L11B02-D14	SOIL	N	4-Amino-2,6-dinitrotoluene	0.05 U	0.01	0.05	0.25	MG/KG
	OD-SO-L11B02-D14	SOIL	N	4-Nitrotoluene	0.05 U	0.018	0.05	0.25	MG/KG

Table 3. Summary of Analytical Results for Open Detonation Unit Incremental Soil Samples, Kirtland Air Force Base, August 2014

Method	Sample ID	Matrix	QA/QC Type	Analyte	Result*	DL	LOD	LOQ	Units
SW8330B									
	OD-SO-L11B02-D14	SOIL	N	HMX	0.044 J	0.012	0.05	0.25	MG/KG
	OD-SO-L11B02-D14	SOIL	N	Nitrobenzene	0.05 U	0.018	0.05	0.25	MG/KG
	OD-SO-L11B02-D14	SOIL	N	Nitroglycerin	0.25 UJ	0.015	0.25	0.5	MG/KG
	OD-SO-L11B02-D14	SOIL	N	PETN	0.25 U	0.025	0.25	0.5	MG/KG
	OD-SO-L11B02-D14	SOIL	N	RDX	0.19 J	0.012	0.05	0.25	MG/KG
	OD-SO-L11B02-D14	SOIL	N	Tetryl	0.05 U	0.01	0.05	0.25	MG/KG
	OD-SO-L11B02-T14	SOIL	N	1,3,5-Trinitrobenzene	0.05 U	0.01	0.05	0.25	MG/KG
	OD-SO-L11B02-T14	SOIL	N	1,3-Dinitrobenzene	0.05 U	0.0042	0.05	0.25	MG/KG
	OD-SO-L11B02-T14	SOIL	N	2,4,6-Trinitrotoluene	0.05 U	0.019	0.05	0.25	MG/KG
	OD-SO-L11B02-T14	SOIL	N	2,4-Dinitrotoluene	0.05 U	0.0053	0.05	0.25	MG/KG
	OD-SO-L11B02-T14	SOIL	N	2,6-Dinitrotoluene	0.05 U	0.0073	0.05	0.25	MG/KG
	OD-SO-L11B02-T14	SOIL	N	2-Amino-4,6-dinitrotoluene	0.05 U	0.012	0.05	0.25	MG/KG
	OD-SO-L11B02-T14	SOIL	N	2-Nitrotoluene	0.05 U	0.013	0.05	0.25	MG/KG
	OD-SO-L11B02-T14	SOIL	N	3-Nitrotoluene	0.05 U	0.015	0.05	0.25	MG/KG
	OD-SO-L11B02-T14	SOIL	N	4-Amino-2,6-dinitrotoluene	0.05 U	0.01	0.05	0.25	MG/KG
	OD-SO-L11B02-T14	SOIL	N	4-Nitrotoluene	0.05 U	0.018	0.05	0.25	MG/KG
	OD-SO-L11B02-T14	SOIL	N	HMX	0.094 J	0.012	0.05	0.25	MG/KG
	OD-SO-L11B02-T14	SOIL	N	Nitrobenzene	0.05 U	0.018	0.05	0.25	MG/KG
	OD-SO-L11B02-T14	SOIL	N	Nitroglycerin	1.2 J	0.015	0.25	0.5	MG/KG
	OD-SO-L11B02-T14	SOIL	N	PETN	0.25 U	0.025	0.25	0.5	MG/KG
	OD-SO-L11B02-T14	SOIL	N	RDX	0.05 U	0.012	0.05	0.25	MG/KG
	OD-SO-L11B02-T14	SOIL	N	Tetryl	0.05 U	0.01	0.05	0.25	MG/KG
	OD-SO-L12B01-0814	SOIL	N	1,3,5-Trinitrobenzene	0.05 U	0.01	0.05	0.25	MG/KG

Table 3. Summary of Analytical Results for Open Detonation Unit Incremental Soil Samples, Kirtland Air Force Base, August 2014

Method	Sample ID	Matrix	QA/QC Type	Analyte	Result*	DL	LOD	LOQ	Units
SW8330B									
	OD-SO-L12B01-0814	SOIL	N	1,3-Dinitrobenzene	0.05 U	0.0042	0.05	0.25	MG/KG
	OD-SO-L12B01-0814	SOIL	N	2,4,6-Trinitrotoluene	0.05 U	0.019	0.05	0.25	MG/KG
	OD-SO-L12B01-0814	SOIL	N	2,4-Dinitrotoluene	0.056 J	0.0053	0.05	0.25	MG/KG
	OD-SO-L12B01-0814	SOIL	N	2,6-Dinitrotoluene	0.05 U	0.0073	0.05	0.25	MG/KG
	OD-SO-L12B01-0814	SOIL	N	2-Amino-4,6-dinitrotoluene	0.05 U	0.012	0.05	0.25	MG/KG
	OD-SO-L12B01-0814	SOIL	N	2-Nitrotoluene	0.05 U	0.013	0.05	0.25	MG/KG
	OD-SO-L12B01-0814	SOIL	N	3-Nitrotoluene	0.05 U	0.015	0.05	0.25	MG/KG
	OD-SO-L12B01-0814	SOIL	N	4-Amino-2,6-dinitrotoluene	0.05 U	0.01	0.05	0.25	MG/KG
	OD-SO-L12B01-0814	SOIL	N	4-Nitrotoluene	0.05 U	0.018	0.05	0.25	MG/KG
	OD-SO-L12B01-0814	SOIL	N	HMX	0.066 J	0.012	0.05	0.25	MG/KG
	OD-SO-L12B01-0814	SOIL	N	Nitrobenzene	0.05 U	0.018	0.05	0.25	MG/KG
	OD-SO-L12B01-0814	SOIL	N	Nitroglycerin	1.3 J	0.015	0.25	0.5	MG/KG
	OD-SO-L12B01-0814	SOIL	N	PETN	0.25 U	0.025	0.25	0.5	MG/KG
	OD-SO-L12B01-0814	SOIL	N	RDX	0.093 J	0.012	0.05	0.25	MG/KG
	OD-SO-L12B01-0814	SOIL	N	Tetryl	0.05 U	0.01	0.05	0.25	MG/KG
	OD-SO-M10A02-0814	SOIL	N	1,3,5-Trinitrobenzene	0.05 U	0.0099	0.05	0.25	MG/KG
	OD-SO-M10A02-0814	SOIL	N	1,3-Dinitrobenzene	0.05 U	0.0042	0.05	0.25	MG/KG
	OD-SO-M10A02-0814	SOIL	N	2,4,6-Trinitrotoluene	0.05 U	0.019	0.05	0.25	MG/KG
	OD-SO-M10A02-0814	SOIL	N	2,4-Dinitrotoluene	0.08 J	0.0053	0.05	0.25	MG/KG
	OD-SO-M10A02-0814	SOIL	N	2,6-Dinitrotoluene	0.05 U	0.0072	0.05	0.25	MG/KG
	OD-SO-M10A02-0814	SOIL	N	2-Amino-4,6-dinitrotoluene	0.05 U	0.012	0.05	0.25	MG/KG
	OD-SO-M10A02-0814	SOIL	N	2-Nitrotoluene	0.05 U	0.013	0.05	0.25	MG/KG
	OD-SO-M10A02-0814	SOIL	N	3-Nitrotoluene	0.05 U	0.015	0.05	0.25	MG/KG

Table 3. Summary of Analytical Results for Open Detonation Unit Incremental Soil Samples, Kirtland Air Force Base, August 2014

Method	Sample ID	Matrix	QA/QC Type	Analyte	Result*	DL	LOD	LOQ	Units
SW8330B									
	OD-SO-M10A02-0814	SOIL	N	4-Amino-2,6-dinitrotoluene	0.05 U	0.0099	0.05	0.25	MG/KG
	OD-SO-M10A02-0814	SOIL	N	4-Nitrotoluene	0.05 U	0.018	0.05	0.25	MG/KG
	OD-SO-M10A02-0814	SOIL	N	HMX	0.05 U	0.012	0.05	0.25	MG/KG
	OD-SO-M10A02-0814	SOIL	N	Nitrobenzene	0.05 U	0.017	0.05	0.25	MG/KG
	OD-SO-M10A02-0814	SOIL	N	Nitroglycerin	1.5 J	0.015	0.25	0.5	MG/KG
	OD-SO-M10A02-0814	SOIL	N	PETN	0.25 U	0.025	0.25	0.5	MG/KG
	OD-SO-M10A02-0814	SOIL	N	RDX	0.05 U	0.012	0.05	0.25	MG/KG
	OD-SO-M10A02-0814	SOIL	N	Tetryl	0.05 U	0.0099	0.05	0.25	MG/KG

QA/QC Type

N = Normal Environmental Sample
FD = Field Duplicate

* The most severe flag for each analyte becomes the final validation flag

Qualifier Description:

J = The analyte was positively identified, the quantitation is an estimate.
U = The analyte was analyzed for, but not detected. The associated numerical value is at or below the Limit of Detection (LOD).
UJ = The analyte was analyzed for, but not detected. The associated numerical value is at or below the Limit of Detection (LOD) and the quantitation is an estimate.

Table 4. Holding Times for Opent Detonation Unit Incremental Soil Samples, Kirtland Air Force Base, August 2014

Method	Sample ID	Matrix	QA/QC Type	Holding time - Type*	Sample Date	Extract Date	Analysis Date
SW6020	OB-SO-BERMNW-0814	SOIL	N	9 Days - A	8/21/2014	8/28/2014	8/30/2014
	OB-SO-BERMNW-0814	SOIL	N	8 Days - A	8/21/2014	8/28/2014	8/29/2014
	OB-SO-BERMSE-0814	SOIL	N	8 Days - A	8/21/2014	8/28/2014	8/29/2014
	OB-SO-BERMSE-0814	SOIL	N	9 Days - A	8/21/2014	8/28/2014	8/30/2014
	OD-SO-G08B01-0814	SOIL	N	21 Days - A	8/29/2014	9/18/2014	9/19/2014
	OD-SO-G09A01-0814	SOIL	N	21 Days - A	8/29/2014	9/18/2014	9/19/2014
	OD-SO-G09B02-0814	SOIL	N	21 Days - A	8/29/2014	9/18/2014	9/19/2014
	OD-SO-G10B02-0814	SOIL	N	21 Days - A	8/29/2014	9/18/2014	9/19/2014
	OD-SO-H07B02-0814	SOIL	N	21 Days - A	8/29/2014	9/18/2014	9/19/2014
	OD-SO-H08A02-0814	SOIL	N	21 Days - A	8/29/2014	9/18/2014	9/19/2014
	OD-SO-H08A02-D14	SOIL	N	21 Days - A	8/29/2014	9/18/2014	9/19/2014
	OD-SO-H08A02-T14	SOIL	N	20 Days - A	8/29/2014	9/17/2014	9/18/2014
	OD-SO-H09B01-0814	SOIL	N	21 Days - A	8/29/2014	9/18/2014	9/19/2014
	OD-SO-H10B01-0814	SOIL	N	21 Days - A	8/28/2014	9/17/2014	9/18/2014
	OD-SO-H10B01-D14	SOIL	N	21 Days - A	8/28/2014	9/17/2014	9/18/2014
	OD-SO-H10B01-T14	SOIL	N	21 Days - A	8/28/2014	9/17/2014	9/18/2014
	OD-SO-H10B02-0814	SOIL	N	21 Days - A	8/28/2014	9/17/2014	9/18/2014
	OD-SO-H11B01-0814	SOIL	N	22 Days - A	8/28/2014	9/18/2014	9/19/2014
	OD-SO-H13B02-0814	SOIL	N	24 Days - A	8/22/2014	9/10/2014	9/15/2014
	OD-SO-H14A01-0814	SOIL	N	24 Days - A	8/22/2014	9/10/2014	9/15/2014
	OD-SO-H14B02-0814	SOIL	N	9 Days - A	8/21/2014	8/28/2014	8/30/2014
	OD-SO-H14B02-0814	SOIL	N	8 Days - A	8/21/2014	8/28/2014	8/29/2014
	OD-SO-H15A01-0814	SOIL	N	9 Days - A	8/21/2014	8/28/2014	8/30/2014
	OD-SO-H15A01-0814	SOIL	N	8 Days - A	8/21/2014	8/28/2014	8/29/2014
	OD-SO-H15B02-0814	SOIL	N	8 Days - A	8/21/2014	8/28/2014	8/29/2014
	OD-SO-H15B02-0814	SOIL	N	9 Days - A	8/21/2014	8/28/2014	8/30/2014
	OD-SO-J07B01-0814	SOIL	N	21 Days - A	8/28/2014	9/17/2014	9/18/2014
	OD-SO-J08A02-0814	SOIL	N	21 Days - A	8/28/2014	9/17/2014	9/18/2014
	OD-SO-J08B01-0814	SOIL	N	21 Days - A	8/28/2014	9/17/2014	9/18/2014
	OD-SO-J09A01-0814	SOIL	N	21 Days - A	8/28/2014	9/17/2014	9/18/2014
	OD-SO-J09A02-0814	SOIL	N	21 Days - A	8/28/2014	9/17/2014	9/18/2014
	OD-SO-J09B01-0814	SOIL	N	21 Days - A	8/28/2014	9/17/2014	9/18/2014
	OD-SO-J09B02-0814	SOIL	N	21 Days - A	8/28/2014	9/17/2014	9/18/2014
	OD-SO-J10B01-0814	SOIL	N	21 Days - A	8/28/2014	9/17/2014	9/18/2014
	OD-SO-J10B02-0814	SOIL	N	20 Days - A	8/27/2014	9/12/2014	9/16/2014
	OD-SO-J14A01-0814	SOIL	N	10 Days - A	8/20/2014	8/28/2014	8/30/2014
	OD-SO-J14A01-0814	SOIL	N	9 Days - A	8/20/2014	8/28/2014	8/29/2014
	OD-SO-J15A01-0814	SOIL	N	24 Days - A	8/22/2014	9/10/2014	9/15/2014
	OD-SO-J15A01-D14	SOIL	N	24 Days - A	8/22/2014	9/10/2014	9/15/2014

Table 4. Holding Times for Opent Detonation Unit Incremental Soil Samples, Kirtland Air Force Base, August 2014

Method	Sample ID	Matrix	QA/QC Type	Holding time - Type*	Sample Date	Extract Date	Analysis Date
SW6020	OD-SO-J15A01-T15	SOIL	N	24 Days - A	8/22/2014	9/10/2014	9/15/2014
	OD-SO-K07B02-0814	SOIL	N	20 Days - A	8/27/2014	9/12/2014	9/16/2014
	OD-SO-K09B01-0814	SOIL	N	20 Days - A	8/27/2014	9/12/2014	9/16/2014
	OD-SO-K09B02-0814	SOIL	N	20 Days - A	8/27/2014	9/11/2014	9/16/2014
	OD-SO-K09B02-D14	SOIL	N	20 Days - A	8/27/2014	9/11/2014	9/16/2014
	OD-SO-K09B02-T14	SOIL	N	20 Days - A	8/27/2014	9/11/2014	9/16/2014
	OD-SO-K10B01-0814	SOIL	N	20 Days - A	8/27/2014	9/11/2014	9/16/2014
	OD-SO-K11B02-0814	SOIL	N	21 Days - A	8/25/2014	9/10/2014	9/15/2014
	OD-SO-L07A02-0814	SOIL	N	20 Days - A	8/27/2014	9/12/2014	9/16/2014
	OD-SO-L08A01-0814	SOIL	N	20 Days - A	8/27/2014	9/12/2014	9/16/2014
	OD-SO-L08A02-0814	SOIL	N	20 Days - A	8/27/2014	9/12/2014	9/16/2014
	OD-SO-L09A01-0814	SOIL	N	20 Days - A	8/27/2014	9/12/2014	9/16/2014
	OD-SO-L09A01-0814	SOIL	N	21 Days - A	8/27/2014	9/12/2014	9/17/2014
	OD-SO-L09A02-0814	SOIL	N	21 Days - A	8/26/2014	9/11/2014	9/16/2014
	OD-SO-L10A02-0814	SOIL	N	21 Days - A	8/26/2014	9/11/2014	9/16/2014
	OD-SO-L11A01-0814	SOIL	N	21 Days - A	8/26/2014	9/11/2014	9/16/2014
	OD-SO-L11B02-0814	SOIL	N	21 Days - A	8/25/2014	9/10/2014	9/15/2014
	OD-SO-L11B02-D14	SOIL	N	21 Days - A	8/25/2014	9/10/2014	9/15/2014
	OD-SO-L11B02-T14	SOIL	N	21 Days - A	8/25/2014	9/10/2014	9/15/2014
	OD-SO-L12B01-0814	SOIL	N	21 Days - A	8/25/2014	9/10/2014	9/15/2014
	OD-SO-M10A02-0814	SOIL	N	21 Days - A	8/26/2014	9/11/2014	9/16/2014
SW6850	OB-SO-BERMNW-0814	SOIL	N	24 Days - A	8/21/2014	9/3/2014	9/14/2014
	OB-SO-BERMSE-0814	SOIL	N	24 Days - A	8/21/2014	9/3/2014	9/14/2014
	OD-SO-G08B01-0814	SOIL	N	24 Days - A	8/29/2014	9/18/2014	9/22/2014
	OD-SO-G09A01-0814	SOIL	N	25 Days - A	8/29/2014	9/18/2014	9/23/2014
	OD-SO-G09B02-0814	SOIL	N	25 Days - A	8/29/2014	9/18/2014	9/23/2014
	OD-SO-G10B02-0814	SOIL	N	25 Days - A	8/29/2014	9/18/2014	9/23/2014
	OD-SO-H07B02-0814	SOIL	N	24 Days - A	8/29/2014	9/18/2014	9/22/2014
	OD-SO-H08A02-0814	SOIL	N	25 Days - A	8/29/2014	9/18/2014	9/23/2014
	OD-SO-H08A02-D14	SOIL	N	25 Days - A	8/29/2014	9/18/2014	9/23/2014
	OD-SO-H08A02-T14	SOIL	N	25 Days - A	8/29/2014	9/18/2014	9/23/2014
	OD-SO-H09B01-0814	SOIL	N	25 Days - A	8/29/2014	9/18/2014	9/23/2014
	OD-SO-H10B01-0814	SOIL	N	22 Days - A	8/28/2014	9/17/2014	9/19/2014
	OD-SO-H10B01-D14	SOIL	N	22 Days - A	8/28/2014	9/17/2014	9/19/2014
	OD-SO-H10B01-T14	SOIL	N	22 Days - A	8/28/2014	9/17/2014	9/19/2014
	OD-SO-H10B02-0814	SOIL	N	22 Days - A	8/28/2014	9/17/2014	9/19/2014
	OD-SO-H11B01-0814	SOIL	N	25 Days - A	8/28/2014	9/18/2014	9/22/2014
	OD-SO-H13B02-0814	SOIL	N	26 Days - A	8/22/2014	9/9/2014	9/17/2014
	OD-SO-H14A01-0814	SOIL	N	25 Days - A	8/22/2014	9/9/2014	9/16/2014

Table 4. Holding Times for Opent Detonation Unit Incremental Soil Samples, Kirtland Air Force Base, August 2014

Method	Sample ID	Matrix	QA/QC Type	Holding time - Type*	Sample Date	Extract Date	Analysis Date
SW6850	OD-SO-H14B02-0814	SOIL	N	19 Days - A	8/21/2014	9/3/2014	9/9/2014
	OD-SO-H15A01-0814	SOIL	N	19 Days - A	8/21/2014	9/3/2014	9/9/2014
	OD-SO-H15B02-0814	SOIL	N	19 Days - A	8/21/2014	9/3/2014	9/9/2014
	OD-SO-J07B01-0814	SOIL	N	22 Days - A	8/28/2014	9/17/2014	9/19/2014
	OD-SO-J08A02-0814	SOIL	N	22 Days - A	8/28/2014	9/17/2014	9/19/2014
	OD-SO-J08B01-0814	SOIL	N	22 Days - A	8/28/2014	9/17/2014	9/19/2014
	OD-SO-J09A01-0814	SOIL	N	22 Days - A	8/28/2014	9/17/2014	9/19/2014
	OD-SO-J09A02-0814	SOIL	N	22 Days - A	8/28/2014	9/17/2014	9/19/2014
	OD-SO-J09B01-0814	SOIL	N	22 Days - A	8/28/2014	9/17/2014	9/19/2014
	OD-SO-J09B02-0814	SOIL	N	22 Days - A	8/28/2014	9/17/2014	9/19/2014
	OD-SO-J10B01-0814	SOIL	N	22 Days - A	8/28/2014	9/17/2014	9/19/2014
	OD-SO-J10B02-0814	SOIL	N	21 Days - A	8/27/2014	9/11/2014	9/17/2014
	OD-SO-J14A01-0814	SOIL	N	20 Days - A	8/20/2014	9/3/2014	9/9/2014
	OD-SO-J15A01-0814	SOIL	N	25 Days - A	8/22/2014	9/9/2014	9/16/2014
	OD-SO-J15A01-D14	SOIL	N	25 Days - A	8/22/2014	9/9/2014	9/16/2014
	OD-SO-J15A01-T15	SOIL	N	25 Days - A	8/22/2014	9/9/2014	9/16/2014
	OD-SO-K07B02-0814	SOIL	N	21 Days - A	8/27/2014	9/11/2014	9/17/2014
	OD-SO-K09B01-0814	SOIL	N	21 Days - A	8/27/2014	9/11/2014	9/17/2014
	OD-SO-K09B02-0814	SOIL	N	21 Days - A	8/27/2014	9/11/2014	9/17/2014
	OD-SO-K09B02-D14	SOIL	N	21 Days - A	8/27/2014	9/11/2014	9/17/2014
	OD-SO-K09B02-T14	SOIL	N	21 Days - A	8/27/2014	9/11/2014	9/17/2014
	OD-SO-K10B01-0814	SOIL	N	21 Days - A	8/27/2014	9/11/2014	9/17/2014
	OD-SO-K11B02-0814	SOIL	N	23 Days - A	8/25/2014	9/9/2014	9/17/2014
	OD-SO-L07A02-0814	SOIL	N	21 Days - A	8/27/2014	9/11/2014	9/17/2014
	OD-SO-L08A01-0814	SOIL	N	21 Days - A	8/27/2014	9/11/2014	9/17/2014
	OD-SO-L08A02-0814	SOIL	N	21 Days - A	8/27/2014	9/11/2014	9/17/2014
	OD-SO-L09A01-0814	SOIL	N	21 Days - A	8/27/2014	9/11/2014	9/17/2014
	OD-SO-L09A02-0814	SOIL	N	22 Days - A	8/26/2014	9/11/2014	9/17/2014
	OD-SO-L10A02-0814	SOIL	N	22 Days - A	8/26/2014	9/11/2014	9/17/2014
	OD-SO-L11A01-0814	SOIL	N	22 Days - A	8/26/2014	9/11/2014	9/17/2014
	OD-SO-L11B02-0814	SOIL	N	23 Days - A	8/25/2014	9/9/2014	9/17/2014
	OD-SO-L11B02-D14	SOIL	N	23 Days - A	8/25/2014	9/9/2014	9/17/2014
	OD-SO-L11B02-T14	SOIL	N	23 Days - A	8/25/2014	9/9/2014	9/17/2014
	OD-SO-L12B01-0814	SOIL	N	23 Days - A	8/25/2014	9/9/2014	9/17/2014
	OD-SO-M10A02-0814	SOIL	N	22 Days - A	8/26/2014	9/11/2014	9/17/2014
SW7471	OB-SO-BERMNW-0814	SOIL	N	14 Days - A	8/21/2014	9/3/2014	9/4/2014
	OB-SO-BERMSE-0814	SOIL	N	14 Days - A	8/21/2014	9/3/2014	9/4/2014
	OD-SO-G08B01-0814	SOIL	N	25 Days - A	8/29/2014	9/23/2014	9/23/2014
	OD-SO-G09A01-0814	SOIL	N	25 Days - A	8/29/2014	9/23/2014	9/23/2014

Table 4. Holding Times for Opent Detonation Unit Incremental Soil Samples, Kirtland Air Force Base, August 2014

Method	Sample ID	Matrix	QA/QC Type	Holding time - Type*	Sample Date	Extract Date	Analysis Date
SW7471	OD-SO-G09B02-0814	SOIL	N	25 Days - A	8/29/2014	9/23/2014	9/23/2014
	OD-SO-G10B02-0814	SOIL	N	25 Days - A	8/29/2014	9/23/2014	9/23/2014
	OD-SO-H07B02-0814	SOIL	N	25 Days - A	8/29/2014	9/23/2014	9/23/2014
	OD-SO-H08A02-0814	SOIL	N	25 Days - A	8/29/2014	9/23/2014	9/23/2014
	OD-SO-H08A02-D14	SOIL	N	25 Days - A	8/29/2014	9/23/2014	9/23/2014
	OD-SO-H08A02-T14	SOIL	N	25 Days - A	8/29/2014	9/23/2014	9/23/2014
	OD-SO-H09B01-0814	SOIL	N	25 Days - A	8/29/2014	9/23/2014	9/23/2014
	OD-SO-H10B01-0814	SOIL	N	21 Days - A	8/28/2014	9/18/2014	9/18/2014
	OD-SO-H10B01-D14	SOIL	N	21 Days - A	8/28/2014	9/18/2014	9/18/2014
	OD-SO-H10B01-T14	SOIL	N	21 Days - A	8/28/2014	9/18/2014	9/18/2014
	OD-SO-H10B02-0814	SOIL	N	21 Days - A	8/28/2014	9/18/2014	9/18/2014
	OD-SO-H11B01-0814	SOIL	N	26 Days - A	8/28/2014	9/23/2014	9/23/2014
	OD-SO-H13B02-0814	SOIL	N	19 Days - A	8/22/2014	9/10/2014	9/10/2014
	OD-SO-H14A01-0814	SOIL	N	19 Days - A	8/22/2014	9/10/2014	9/10/2014
	OD-SO-H14B02-0814	SOIL	N	14 Days - A	8/21/2014	9/3/2014	9/4/2014
	OD-SO-H15A01-0814	SOIL	N	14 Days - A	8/21/2014	9/3/2014	9/4/2014
	OD-SO-H15B02-0814	SOIL	N	14 Days - A	8/21/2014	9/3/2014	9/4/2014
	OD-SO-J07B01-0814	SOIL	N	21 Days - A	8/28/2014	9/18/2014	9/18/2014
	OD-SO-J08A02-0814	SOIL	N	21 Days - A	8/28/2014	9/18/2014	9/18/2014
	OD-SO-J08B01-0814	SOIL	N	21 Days - A	8/28/2014	9/18/2014	9/18/2014
	OD-SO-J09A01-0814	SOIL	N	21 Days - A	8/28/2014	9/18/2014	9/18/2014
	OD-SO-J09A02-0814	SOIL	N	21 Days - A	8/28/2014	9/18/2014	9/18/2014
	OD-SO-J09B01-0814	SOIL	N	21 Days - A	8/28/2014	9/18/2014	9/18/2014
	OD-SO-J09B02-0814	SOIL	N	21 Days - A	8/28/2014	9/18/2014	9/18/2014
	OD-SO-J10B01-0814	SOIL	N	21 Days - A	8/28/2014	9/18/2014	9/18/2014
	OD-SO-J10B02-0814	SOIL	N	16 Days - A	8/27/2014	9/12/2014	9/12/2014
	OD-SO-J14A01-0814	SOIL	N	15 Days - A	8/20/2014	9/3/2014	9/4/2014
	OD-SO-J15A01-0814	SOIL	N	19 Days - A	8/22/2014	9/10/2014	9/10/2014
	OD-SO-J15A01-D14	SOIL	N	19 Days - A	8/22/2014	9/10/2014	9/10/2014
	OD-SO-J15A01-T15	SOIL	N	19 Days - A	8/22/2014	9/10/2014	9/10/2014
	OD-SO-K07B02-0814	SOIL	N	16 Days - A	8/27/2014	9/12/2014	9/12/2014
	OD-SO-K09B01-0814	SOIL	N	16 Days - A	8/27/2014	9/12/2014	9/12/2014
	OD-SO-K09B02-0814	SOIL	N	16 Days - A	8/27/2014	9/12/2014	9/12/2014
	OD-SO-K09B02-D14	SOIL	N	16 Days - A	8/27/2014	9/12/2014	9/12/2014
	OD-SO-K09B02-T14	SOIL	N	16 Days - A	8/27/2014	9/12/2014	9/12/2014
	OD-SO-K10B01-0814	SOIL	N	16 Days - A	8/27/2014	9/12/2014	9/12/2014
	OD-SO-K11B02-0814	SOIL	N	16 Days - A	8/25/2014	9/10/2014	9/10/2014
	OD-SO-L07A02-0814	SOIL	N	16 Days - A	8/27/2014	9/12/2014	9/12/2014
	OD-SO-L08A01-0814	SOIL	N	16 Days - A	8/27/2014	9/12/2014	9/12/2014

Table 4. Holding Times for Opent Detonation Unit Incremental Soil Samples, Kirtland Air Force Base, August 2014

Method	Sample ID	Matrix	QA/QC Type	Holding time - Type*	Sample Date	Extract Date	Analysis Date
SW7471	OD-SO-L08A02-0814	SOIL	N	16 Days - A	8/27/2014	9/12/2014	9/12/2014
	OD-SO-L09A01-0814	SOIL	N	16 Days - A	8/27/2014	9/12/2014	9/12/2014
	OD-SO-L09A02-0814	SOIL	N	17 Days - A	8/26/2014	9/12/2014	9/12/2014
	OD-SO-L10A02-0814	SOIL	N	17 Days - A	8/26/2014	9/12/2014	9/12/2014
	OD-SO-L11A01-0814	SOIL	N	17 Days - A	8/26/2014	9/12/2014	9/12/2014
	OD-SO-L11B02-0814	SOIL	N	16 Days - A	8/25/2014	9/10/2014	9/10/2014
	OD-SO-L11B02-D14	SOIL	N	16 Days - A	8/25/2014	9/10/2014	9/10/2014
	OD-SO-L11B02-T14	SOIL	N	16 Days - A	8/25/2014	9/10/2014	9/10/2014
	OD-SO-L12B01-0814	SOIL	N	16 Days - A	8/25/2014	9/10/2014	9/10/2014
	OD-SO-M10A02-0814	SOIL	N	17 Days - A	8/26/2014	9/12/2014	9/12/2014
SW8330B	OB-SO-BERMNW-0814	SOIL	N	14 Days - E	8/21/2014	9/4/2014	9/8/2014
	OB-SO-BERMSE-0814	SOIL	N	14 Days - E	8/21/2014	9/4/2014	9/8/2014
	OD-SO-G08B01-0814	SOIL	N	14 Days - E	8/29/2014	9/12/2014	9/18/2014
	OD-SO-G09A01-0814	SOIL	N	14 Days - E	8/29/2014	9/12/2014	9/18/2014
	OD-SO-G09B02-0814	SOIL	N	14 Days - E	8/29/2014	9/12/2014	9/18/2014
	OD-SO-G10B02-0814	SOIL	N	14 Days - E	8/29/2014	9/12/2014	9/18/2014
	OD-SO-H07B02-0814	SOIL	N	14 Days - E	8/29/2014	9/12/2014	9/18/2014
	OD-SO-H08A02-0814	SOIL	N	14 Days - E	8/29/2014	9/12/2014	9/18/2014
	OD-SO-H08A02-D14	SOIL	N	14 Days - E	8/29/2014	9/12/2014	9/18/2014
	OD-SO-H08A02-T14	SOIL	N	14 Days - E	8/29/2014	9/12/2014	9/18/2014
	OD-SO-H09B01-0814	SOIL	N	14 Days - E	8/29/2014	9/12/2014	9/18/2014
	OD-SO-H10B01-0814	SOIL	N	14 Days - E	8/28/2014	9/11/2014	9/17/2014
	OD-SO-H10B01-D14	SOIL	N	14 Days - E	8/28/2014	9/11/2014	9/17/2014
	OD-SO-H10B01-T14	SOIL	N	14 Days - E	8/28/2014	9/11/2014	9/17/2014
	OD-SO-H10B02-0814	SOIL	N	14 Days - E	8/28/2014	9/11/2014	9/17/2014
	OD-SO-H11B01-0814	SOIL	N	15 Days - E	8/28/2014	9/12/2014	9/18/2014
	OD-SO-H13B02-0814	SOIL	N	13 Days - E	8/22/2014	9/4/2014	9/9/2014
	OD-SO-H14A01-0814	SOIL	N	13 Days - E	8/22/2014	9/4/2014	9/9/2014
	OD-SO-H14B02-0814	SOIL	N	14 Days - E	8/21/2014	9/4/2014	9/8/2014
	OD-SO-H15A01-0814	SOIL	N	14 Days - E	8/21/2014	9/4/2014	9/8/2014
	OD-SO-H15B02-0814	SOIL	N	14 Days - E	8/21/2014	9/4/2014	9/8/2014
	OD-SO-J07B01-0814	SOIL	N	14 Days - E	8/28/2014	9/11/2014	9/17/2014
	OD-SO-J08A02-0814	SOIL	N	14 Days - E	8/28/2014	9/11/2014	9/17/2014
	OD-SO-J08B01-0814	SOIL	N	14 Days - E	8/28/2014	9/11/2014	9/17/2014
	OD-SO-J09A01-0814	SOIL	N	14 Days - E	8/28/2014	9/11/2014	9/17/2014
	OD-SO-J09A02-0814	SOIL	N	14 Days - E	8/28/2014	9/11/2014	9/17/2014
	OD-SO-J09B01-0814	SOIL	N	14 Days - E	8/28/2014	9/11/2014	9/17/2014
	OD-SO-J09B02-0814	SOIL	N	14 Days - E	8/28/2014	9/11/2014	9/17/2014
	OD-SO-J10B01-0814	SOIL	N	14 Days - E	8/28/2014	9/11/2014	9/16/2014

Table 4. Holding Times for Opent Detonation Unit Incremental Soil Samples, Kirtland Air Force Base, August 2014

Method	Sample ID	Matrix	QA/QC Type	Holding time - Type*	Sample Date	Extract Date	Analysis Date
SW8330B	OD-SO-J10B02-0814	SOIL	N	13 Days - E	8/27/2014	9/9/2014	9/12/2014
	OD-SO-J14A01-0814	SOIL	N	14 Days - E	8/20/2014	9/3/2014	9/6/2014
	OD-SO-J15A01-0814	SOIL	N	13 Days - E	8/22/2014	9/4/2014	9/9/2014
	OD-SO-J15A01-D14	SOIL	N	13 Days - E	8/22/2014	9/4/2014	9/9/2014
	OD-SO-J15A01-T15	SOIL	N	13 Days - E	8/22/2014	9/4/2014	9/9/2014
	OD-SO-K07B02-0814	SOIL	N	13 Days - E	8/27/2014	9/9/2014	9/12/2014
	OD-SO-K09B01-0814	SOIL	N	13 Days - E	8/27/2014	9/9/2014	9/12/2014
	OD-SO-K09B02-0814	SOIL	N	13 Days - E	8/27/2014	9/9/2014	9/12/2014
	OD-SO-K09B02-D14	SOIL	N	13 Days - E	8/27/2014	9/9/2014	9/12/2014
	OD-SO-K09B02-T14	SOIL	N	13 Days - E	8/27/2014	9/9/2014	9/12/2014
	OD-SO-K10B01-0814	SOIL	N	13 Days - E	8/27/2014	9/9/2014	9/12/2014
	OD-SO-K10B01-0814	SOIL	N	13 Days - E	8/27/2014	9/9/2014	9/12/2014
	OD-SO-K10B01-0814	SOIL	N	13 Days - E	8/27/2014	9/9/2014	9/12/2014
	OD-SO-K11B02-0814	SOIL	N	14 Days - E	8/25/2014	9/8/2014	9/11/2014
	OD-SO-K11B02-0814	SOIL	N	14 Days - E	8/25/2014	9/8/2014	9/10/2014
	OD-SO-K11B02-0814	SOIL	N	14 Days - E	8/25/2014	9/8/2014	9/10/2014
	OD-SO-L07A02-0814	SOIL	N	13 Days - E	8/27/2014	9/9/2014	9/12/2014
	OD-SO-L08A01-0814	SOIL	N	13 Days - E	8/27/2014	9/9/2014	9/12/2014
	OD-SO-L08A02-0814	SOIL	N	13 Days - E	8/27/2014	9/9/2014	9/12/2014
	OD-SO-L09A01-0814	SOIL	N	13 Days - E	8/27/2014	9/9/2014	9/12/2014
	OD-SO-L09A02-0814	SOIL	N	14 Days - E	8/26/2014	9/9/2014	9/12/2014
	OD-SO-L10A02-0814	SOIL	N	14 Days - E	8/26/2014	9/9/2014	9/12/2014
	OD-SO-L11A01-0814	SOIL	N	14 Days - E	8/26/2014	9/9/2014	9/12/2014
	OD-SO-L11B02-0814	SOIL	N	14 Days - E	8/25/2014	9/8/2014	9/10/2014
	OD-SO-L11B02-D14	SOIL	N	14 Days - E	8/25/2014	9/8/2014	9/11/2014
	OD-SO-L11B02-T14	SOIL	N	14 Days - E	8/25/2014	9/8/2014	9/11/2014
	OD-SO-L12B01-0814	SOIL	N	14 Days - E	8/25/2014	9/8/2014	9/10/2014
	OD-SO-M10A02-0814	SOIL	N	14 Days - E	8/26/2014	9/9/2014	9/12/2014

* Holding Time - Type 'A' = Analysis holding time, 'E' = Extraction holding time

QA/QC Type

N = Normal Environmental Sample
FD = Field Duplicate

Table 5. Trip and Method Blank Data Summary for Open Detonation Unit Incremental Soil Samples, Kirtland Air Force Base, August 2014

Method	Blank ID	Matrix	Blank Type*	SDG	Analyte	Analysis Date	Result	DL	LOD	LOQ	Flag	Units
SW6020												
	EB-01	WATER	EB	320-9106-1	Antimony	9/11/2014	0.004	0.002	0.004	0.006	U	MG/L
	EB-01		EB	320-9106-1	Arsenic	9/11/2014	0.002	0.001	0.002	0.003	U	MG/L
	EB-01		EB	320-9106-1	Barium	9/11/2014	0.0018	0.0005	0.001	0.0015		MG/L
	EB-01		EB	320-9106-1	Beryllium	9/11/2014	0.0005	0.0002	0.0005	0.001	U	MG/L
	EB-01		EB	320-9106-1	Cadmium	9/11/2014	0.001	0.0005	0.001	0.0015	U	MG/L
	EB-01		EB	320-9106-1	Chromium	9/11/2014	0.004	0.0015	0.004	0.005	U	MG/L
	EB-01		EB	320-9106-1	Cobalt	9/11/2014	0.002	0.001	0.002	0.003	U	MG/L
	EB-01		EB	320-9106-1	Copper	9/11/2014	0.0017	0.001	0.002	0.003	J	MG/L
	EB-01		EB	320-9106-1	Lead	9/11/2014	0.001	0.0006	0.001	0.0025	U	MG/L
	EB-01		EB	320-9106-1	Nickel	9/11/2014	0.002	0.001	0.002	0.003	U	MG/L
	EB-01		EB	320-9106-1	Selenium	9/15/2014	0.0025	0.001	0.0025	0.003	U	MG/L
	EB-01		EB	320-9106-1	Silver	9/15/2014	0.0005	0.0003	0.0005	0.001	U	MG/L
	EB-01		EB	320-9106-1	Thallium	9/11/2014	0.001	0.0005	0.001	0.0015	U	MG/L
	EB-01		EB	320-9106-1	Tin	9/11/2014	0.005	0.002	0.005	0.01	U	MG/L

Table 5. Trip and Method Blank Data Summary for Open Detonation Unit Incremental Soil Samples, Kirtland Air Force Base, August 2014

Method	Blank ID	Matrix	Blank Type*	SDG	Analyte	Analysis Date	Result	DL	LOD	LOQ	Flag	Units
SW6020												
	EB-01	WATER	EB	320-9106-1	Vanadium	9/11/2014	0.004	0.0011	0.004	0.012	U	MG/L
	EB-01		EB	320-9106-1	Zinc	9/11/2014	0.01	0.004	0.01	0.012	U	MG/L
	EB-02		EB	320-9174-1	Antimony	9/11/2014	0.004	0.002	0.004	0.006	U	MG/L
	EB-02		EB	320-9174-1	Arsenic	9/11/2014	0.002	0.001	0.002	0.003	U	MG/L
	EB-02		EB	320-9174-1	Barium	9/11/2014	0.001	0.0005	0.001	0.0015	U	MG/L
	EB-02		EB	320-9174-1	Beryllium	9/11/2014	0.0005	0.0002	0.0005	0.001	U	MG/L
	EB-02		EB	320-9174-1	Cadmium	9/11/2014	0.001	0.0005	0.001	0.0015	U	MG/L
	EB-02		EB	320-9174-1	Chromium	9/11/2014	0.004	0.0015	0.004	0.005	U	MG/L
	EB-02		EB	320-9174-1	Cobalt	9/11/2014	0.002	0.001	0.002	0.003	U	MG/L
	EB-02		EB	320-9174-1	Copper	9/11/2014	0.0016	0.001	0.002	0.003	J	MG/L
	EB-02		EB	320-9174-1	Lead	9/11/2014	0.001	0.0006	0.001	0.0025	U	MG/L
	EB-02		EB	320-9174-1	Nickel	9/11/2014	0.002	0.001	0.002	0.003	U	MG/L
	EB-02		EB	320-9174-1	Selenium	9/15/2014	0.0025	0.001	0.0025	0.003	U	MG/L
	EB-02		EB	320-9174-1	Silver	9/15/2014	0.0005	0.0003	0.0005	0.001	U	MG/L

Table 5. Trip and Method Blank Data Summary for Open Detonation Unit Incremental Soil Samples, Kirtland Air Force Base, August 2014

Method	Blank ID	Matrix	Blank Type*	SDG	Analyte	Analysis Date	Result	DL	LOD	LOQ	Flag	Units
SW6020												
	EB-02	WATER	EB	320-9174-1	Thallium	9/11/2014	0.001	0.0005	0.001	0.0015	U	MG/L
	EB-02		EB	320-9174-1	Tin	9/11/2014	0.005	0.002	0.005	0.01	U	MG/L
	EB-02		EB	320-9174-1	Vanadium	9/11/2014	0.004	0.0011	0.004	0.012	U	MG/L
	EB-02		EB	320-9174-1	Zinc	9/11/2014	0.01	0.004	0.01	0.012	U	MG/L
	MB 320-51026/1-A	SOIL	LB	320-9054-1	Antimony	8/29/2014	0.4	0.2	0.4	0.6	U	MG/KG
	MB 320-51026/1-A		LB	320-9054-1	Arsenic	8/29/2014	0.3	0.15	0.3	0.5	U	MG/KG
	MB 320-51026/1-A		LB	320-9054-1	Barium	8/30/2014	0.2	0.1	0.2	0.3	U	MG/KG
	MB 320-51026/1-A		LB	320-9054-1	Beryllium	8/29/2014	0.05	0.02	0.05	0.1	U	MG/KG
	MB 320-51026/1-A		LB	320-9054-1	Cadmium	8/29/2014	0.1	0.05	0.1	0.15	U	MG/KG
	MB 320-51026/1-A		LB	320-9054-1	Chromium	8/30/2014	0.5	0.2	0.5	0.6	U	MG/KG
	MB 320-51026/1-A		LB	320-9054-1	Cobalt	8/29/2014	0.2	0.1	0.2	0.3	U	MG/KG
	MB 320-51026/1-A		LB	320-9054-1	Copper	8/29/2014	0.3	0.15	0.3	0.5	U	MG/KG
	MB 320-51026/1-A		LB	320-9054-1	Lead	8/29/2014	0.1	0.06	0.1	0.2	U	MG/KG
	MB 320-51026/1-A		LB	320-9054-1	Nickel	8/29/2014	0.2	0.1	0.2	0.3	U	MG/KG

Table 5. Trip and Method Blank Data Summary for Open Detonation Unit Incremental Soil Samples, Kirtland Air Force Base, August 2014

Method	Blank ID	Matrix	Blank Type*	SDG	Analyte	Analysis Date	Result	DL	LOD	LOQ	Flag	Units
SW6020												
	MB 320-51026/1-A	SOIL	LB	320-9054-1	Selenium	8/29/2014	0.2	0.1	0.2	0.3	U	MG/KG
	MB 320-51026/1-A		LB	320-9054-1	Silver	8/29/2014	0.05	0.03	0.05	0.1	U	MG/KG
	MB 320-51026/1-A		LB	320-9054-1	Thallium	8/29/2014	0.1	0.05	0.1	0.15	U	MG/KG
	MB 320-51026/1-A		LB	320-9054-1	Tin	8/29/2014	5	2	5	10	U	MG/KG
	MB 320-51026/1-A		LB	320-9054-1	Vanadium	8/30/2014	1	0.6	1	2	U	MG/KG
	MB 320-51026/1-A		LB	320-9054-1	Zinc	8/29/2014	1	0.6	1	2	U	MG/KG
	MB 320-51537/1-A	WATER	LB	320-9106-1	Antimony	9/11/2014	0.004	0.002	0.004	0.006	U	MG/L
	MB 320-51537/1-A		LB	320-9174-1	Antimony	9/11/2014	0.004	0.002	0.004	0.006	U	MG/L
	MB 320-51537/1-A		LB	320-9106-1	Arsenic	9/11/2014	0.002	0.001	0.002	0.003	U	MG/L
	MB 320-51537/1-A		LB	320-9174-1	Arsenic	9/11/2014	0.002	0.001	0.002	0.003	U	MG/L
	MB 320-51537/1-A		LB	320-9106-1	Barium	9/11/2014	0.001	0.0005	0.001	0.0015	U	MG/L
	MB 320-51537/1-A		LB	320-9174-1	Barium	9/11/2014	0.001	0.0005	0.001	0.0015	U	MG/L
	MB 320-51537/1-A		LB	320-9106-1	Beryllium	9/11/2014	0.0005	0.0002	0.0005	0.001	U	MG/L
	MB 320-51537/1-A		LB	320-9174-1	Beryllium	9/11/2014	0.0005	0.0002	0.0005	0.001	U	MG/L

Table 5. Trip and Method Blank Data Summary for Open Detonation Unit Incremental Soil Samples, Kirtland Air Force Base, August 2014

Method	Blank ID	Matrix	Blank Type*	SDG	Analyte	Analysis Date	Result	DL	LOD	LOQ	Flag	Units
SW6020												
	MB 320-51537/1-A	WATER	LB	320-9174-1	Cadmium	9/11/2014	0.001	0.0005	0.001	0.0015	U	MG/L
	MB 320-51537/1-A		LB	320-9106-1	Cadmium	9/11/2014	0.001	0.0005	0.001	0.0015	U	MG/L
	MB 320-51537/1-A		LB	320-9174-1	Chromium	9/11/2014	0.004	0.0015	0.004	0.005	U	MG/L
	MB 320-51537/1-A		LB	320-9106-1	Chromium	9/11/2014	0.004	0.0015	0.004	0.005	U	MG/L
	MB 320-51537/1-A		LB	320-9174-1	Cobalt	9/11/2014	0.002	0.001	0.002	0.003	U	MG/L
	MB 320-51537/1-A		LB	320-9106-1	Cobalt	9/11/2014	0.002	0.001	0.002	0.003	U	MG/L
	MB 320-51537/1-A		LB	320-9174-1	Copper	9/11/2014	0.002	0.001	0.002	0.003	U	MG/L
	MB 320-51537/1-A		LB	320-9106-1	Copper	9/11/2014	0.002	0.001	0.002	0.003	U	MG/L
	MB 320-51537/1-A		LB	320-9174-1	Lead	9/11/2014	0.001	0.0006	0.001	0.0025	U	MG/L
	MB 320-51537/1-A		LB	320-9106-1	Lead	9/11/2014	0.001	0.0006	0.001	0.0025	U	MG/L
	MB 320-51537/1-A		LB	320-9174-1	Nickel	9/11/2014	0.002	0.001	0.002	0.003	U	MG/L
	MB 320-51537/1-A		LB	320-9106-1	Nickel	9/11/2014	0.002	0.001	0.002	0.003	U	MG/L
	MB 320-51537/1-A		LB	320-9106-1	Selenium	9/15/2014	0.0025	0.001	0.0025	0.003	U	MG/L
	MB 320-51537/1-A		LB	320-9174-1	Selenium	9/15/2014	0.0025	0.001	0.0025	0.003	U	MG/L

Table 5. Trip and Method Blank Data Summary for Open Detonation Unit Incremental Soil Samples, Kirtland Air Force Base, August 2014

Method	Blank ID	Matrix	Blank Type*	SDG	Analyte	Analysis Date	Result	DL	LOD	LOQ	Flag	Units
SW6020												
	MB 320-51537/1-A	WATER	LB	320-9174-1	Silver	9/15/2014	0.0005	0.0003	0.0005	0.001	U	MG/L
	MB 320-51537/1-A		LB	320-9106-1	Silver	9/15/2014	0.0005	0.0003	0.0005	0.001	U	MG/L
	MB 320-51537/1-A		LB	320-9106-1	Thallium	9/11/2014	0.001	0.0005	0.001	0.0015	U	MG/L
	MB 320-51537/1-A		LB	320-9174-1	Thallium	9/11/2014	0.001	0.0005	0.001	0.0015	U	MG/L
	MB 320-51537/1-A		LB	320-9106-1	Tin	9/11/2014	0.005	0.002	0.005	0.01	U	MG/L
	MB 320-51537/1-A		LB	320-9174-1	Tin	9/11/2014	0.005	0.002	0.005	0.01	U	MG/L
	MB 320-51537/1-A		LB	320-9174-1	Vanadium	9/11/2014	0.004	0.0011	0.004	0.012	U	MG/L
	MB 320-51537/1-A		LB	320-9106-1	Vanadium	9/11/2014	0.004	0.0011	0.004	0.012	U	MG/L
	MB 320-51537/1-A		LB	320-9174-1	Zinc	9/11/2014	0.01	0.004	0.01	0.012	U	MG/L
	MB 320-51537/1-A		LB	320-9106-1	Zinc	9/11/2014	0.01	0.004	0.01	0.012	U	MG/L
	MB 320-51971/1-A	SOIL	LB	320-9076-1	Antimony	9/15/2014	0.4	0.2	0.4	0.6	U	MG/KG
	MB 320-51971/1-A		LB	320-9106-1	Antimony	9/15/2014	0.4	0.2	0.4	0.6	U	MG/KG
	MB 320-51971/1-A		LB	320-9106-1	Arsenic	9/15/2014	0.3	0.15	0.3	0.5	U	MG/KG
	MB 320-51971/1-A		LB	320-9076-1	Arsenic	9/15/2014	0.3	0.15	0.3	0.5	U	MG/KG

Table 5. Trip and Method Blank Data Summary for Open Detonation Unit Incremental Soil Samples, Kirtland Air Force Base, August 2014

Method	Blank ID	Matrix	Blank Type*	SDG	Analyte	Analysis Date	Result	DL	LOD	LOQ	Flag	Units
SW6020												
	MB 320-51971/1-A	SOIL	LB	320-9106-1	Barium	9/15/2014	0.2	0.1	0.2	0.3	U	MG/KG
	MB 320-51971/1-A		LB	320-9076-1	Barium	9/15/2014	0.2	0.1	0.2	0.3	U	MG/KG
	MB 320-51971/1-A		LB	320-9076-1	Beryllium	9/15/2014	0.05	0.02	0.05	0.1	U	MG/KG
	MB 320-51971/1-A		LB	320-9106-1	Beryllium	9/15/2014	0.05	0.02	0.05	0.1	U	MG/KG
	MB 320-51971/1-A		LB	320-9106-1	Cadmium	9/15/2014	0.1	0.05	0.1	0.15	U	MG/KG
	MB 320-51971/1-A		LB	320-9076-1	Cadmium	9/15/2014	0.1	0.05	0.1	0.15	U	MG/KG
	MB 320-51971/1-A		LB	320-9106-1	Chromium	9/15/2014	0.5	0.2	0.5	0.6	U	MG/KG
	MB 320-51971/1-A		LB	320-9076-1	Chromium	9/15/2014	0.5	0.2	0.5	0.6	U	MG/KG
	MB 320-51971/1-A		LB	320-9106-1	Cobalt	9/15/2014	0.2	0.1	0.2	0.3	U	MG/KG
	MB 320-51971/1-A		LB	320-9076-1	Cobalt	9/15/2014	0.2	0.1	0.2	0.3	U	MG/KG
	MB 320-51971/1-A		LB	320-9076-1	Copper	9/15/2014	0.3	0.15	0.3	0.5	U	MG/KG
	MB 320-51971/1-A		LB	320-9106-1	Copper	9/15/2014	0.3	0.15	0.3	0.5	U	MG/KG
	MB 320-51971/1-A		LB	320-9106-1	Lead	9/15/2014	0.1	0.06	0.1	0.2	U	MG/KG
	MB 320-51971/1-A		LB	320-9076-1	Lead	9/15/2014	0.1	0.06	0.1	0.2	U	MG/KG

Table 5. Trip and Method Blank Data Summary for Open Detonation Unit Incremental Soil Samples, Kirtland Air Force Base, August 2014

Method	Blank ID	Matrix	Blank Type*	SDG	Analyte	Analysis Date	Result	DL	LOD	LOQ	Flag	Units
SW6020												
	MB 320-51971/1-A	SOIL	LB	320-9076-1	Nickel	9/15/2014	0.2	0.1	0.2	0.3	U	MG/KG
	MB 320-51971/1-A		LB	320-9106-1	Nickel	9/15/2014	0.2	0.1	0.2	0.3	U	MG/KG
	MB 320-51971/1-A		LB	320-9106-1	Selenium	9/15/2014	0.2	0.1	0.2	0.3	U	MG/KG
	MB 320-51971/1-A		LB	320-9076-1	Selenium	9/15/2014	0.2	0.1	0.2	0.3	U	MG/KG
	MB 320-51971/1-A		LB	320-9106-1	Silver	9/15/2014	0.05	0.03	0.05	0.1	U	MG/KG
	MB 320-51971/1-A		LB	320-9076-1	Silver	9/15/2014	0.05	0.03	0.05	0.1	U	MG/KG
	MB 320-51971/1-A		LB	320-9076-1	Thallium	9/15/2014	0.1	0.05	0.1	0.15	U	MG/KG
	MB 320-51971/1-A		LB	320-9106-1	Thallium	9/15/2014	0.1	0.05	0.1	0.15	U	MG/KG
	MB 320-51971/1-A		LB	320-9106-1	Tin	9/15/2014	5	2	5	10	U	MG/KG
	MB 320-51971/1-A		LB	320-9076-1	Tin	9/15/2014	5	2	5	10	U	MG/KG
	MB 320-51971/1-A		LB	320-9076-1	Vanadium	9/15/2014	1	0.6	1	2	U	MG/KG
	MB 320-51971/1-A		LB	320-9106-1	Vanadium	9/15/2014	1	0.6	1	2	U	MG/KG
	MB 320-51971/1-A		LB	320-9106-1	Zinc	9/15/2014	1	0.6	1	2	U	MG/KG
	MB 320-51971/1-A		LB	320-9076-1	Zinc	9/15/2014	1	0.6	1	2	U	MG/KG

Table 5. Trip and Method Blank Data Summary for Open Detonation Unit Incremental Soil Samples, Kirtland Air Force Base, August 2014

Method	Blank ID	Matrix	Blank Type*	SDG	Analyte	Analysis Date	Result	DL	LOD	LOQ	Flag	Units
SW6020												
	MB 320-52072/1-A	SOIL	LB	320-9122-1	Antimony	9/16/2014	0.4	0.2	0.4	0.6	U	MG/KG
	MB 320-52072/1-A		LB	320-9122-1	Arsenic	9/16/2014	0.3	0.15	0.3	0.5	U	MG/KG
	MB 320-52072/1-A		LB	320-9122-1	Barium	9/16/2014	0.2	0.1	0.2	0.3	U	MG/KG
	MB 320-52072/1-A		LB	320-9122-1	Beryllium	9/16/2014	0.05	0.02	0.05	0.1	U	MG/KG
	MB 320-52072/1-A		LB	320-9122-1	Cadmium	9/16/2014	0.1	0.05	0.1	0.15	U	MG/KG
	MB 320-52072/1-A		LB	320-9122-1	Chromium	9/16/2014	0.5	0.2	0.5	0.6	U	MG/KG
	MB 320-52072/1-A		LB	320-9122-1	Cobalt	9/16/2014	0.2	0.1	0.2	0.3	U	MG/KG
	MB 320-52072/1-A		LB	320-9122-1	Copper	9/16/2014	0.3	0.15	0.3	0.5	U	MG/KG
	MB 320-52072/1-A		LB	320-9122-1	Lead	9/16/2014	0.1	0.06	0.1	0.2	U	MG/KG
	MB 320-52072/1-A		LB	320-9122-1	Nickel	9/16/2014	0.2	0.1	0.2	0.3	U	MG/KG
	MB 320-52072/1-A		LB	320-9122-1	Selenium	9/16/2014	0.2	0.1	0.2	0.3	U	MG/KG
	MB 320-52072/1-A		LB	320-9122-1	Silver	9/16/2014	0.05	0.03	0.05	0.1	U	MG/KG
	MB 320-52072/1-A		LB	320-9122-1	Thallium	9/16/2014	0.1	0.05	0.1	0.15	U	MG/KG
	MB 320-52072/1-A		LB	320-9122-1	Tin	9/16/2014	5	2	5	10	U	MG/KG

Table 5. Trip and Method Blank Data Summary for Open Detonation Unit Incremental Soil Samples, Kirtland Air Force Base, August 2014

Method	Blank ID	Matrix	Blank Type*	SDG	Analyte	Analysis Date	Result	DL	LOD	LOQ	Flag	Units
SW6020												
	MB 320-52072/1-A	SOIL	LB	320-9122-1	Vanadium	9/16/2014	1	0.6	1	2	U	MG/KG
	MB 320-52072/1-A		LB	320-9122-1	Zinc	9/16/2014	1	0.6	1	2	U	MG/KG
	MB 320-52184/1-A		LB	320-9122-1	Antimony	9/16/2014	0.4	0.2	0.4	0.6	U	MG/KG
	MB 320-52184/1-A		LB	320-9122-1	Arsenic	9/16/2014	0.3	0.15	0.3	0.5	U	MG/KG
	MB 320-52184/1-A		LB	320-9122-1	Barium	9/16/2014	0.2	0.1	0.2	0.3	U	MG/KG
	MB 320-52184/1-A		LB	320-9122-1	Beryllium	9/16/2014	0.05	0.02	0.05	0.1	U	MG/KG
	MB 320-52184/1-A		LB	320-9122-1	Cadmium	9/16/2014	0.1	0.05	0.1	0.15	U	MG/KG
	MB 320-52184/1-A		LB	320-9122-1	Chromium	9/16/2014	0.5	0.2	0.5	0.6	U	MG/KG
	MB 320-52184/1-A		LB	320-9122-1	Cobalt	9/16/2014	0.2	0.1	0.2	0.3	U	MG/KG
	MB 320-52184/1-A		LB	320-9122-1	Copper	9/16/2014	0.3	0.15	0.3	0.5	U	MG/KG
	MB 320-52184/1-A		LB	320-9122-1	Lead	9/16/2014	0.1	0.06	0.1	0.2	U	MG/KG
	MB 320-52184/1-A		LB	320-9122-1	Nickel	9/16/2014	0.2	0.1	0.2	0.3	U	MG/KG
	MB 320-52184/1-A		LB	320-9122-1	Selenium	9/16/2014	0.2	0.1	0.2	0.3	U	MG/KG
	MB 320-52184/1-A		LB	320-9122-1	Silver	9/16/2014	0.05	0.03	0.05	0.1	U	MG/KG

Table 5. Trip and Method Blank Data Summary for Open Detonation Unit Incremental Soil Samples, Kirtland Air Force Base, August 2014

Method	Blank ID	Matrix	Blank Type*	SDG	Analyte	Analysis Date	Result	DL	LOD	LOQ	Flag	Units
SW6020												
	MB 320-52184/1-A	SOIL	LB	320-9122-1	Thallium	9/16/2014	0.1	0.05	0.1	0.15	U	MG/KG
	MB 320-52184/1-A		LB	320-9122-1	Tin	9/16/2014	5	2	5	10	U	MG/KG
	MB 320-52184/1-A		LB	320-9122-1	Vanadium	9/16/2014	1	0.6	1	2	U	MG/KG
	MB 320-52184/1-A		LB	320-9122-1	Zinc	9/16/2014	1	0.6	1	2	U	MG/KG
	MB 320-52553/1-A		LB	320-9145-1	Antimony	9/18/2014	0.4	0.2	0.4	0.6	U	MG/KG
	MB 320-52553/1-A		LB	320-9174-1	Antimony	9/18/2014	0.4	0.2	0.4	0.6	U	MG/KG
	MB 320-52553/1-A		LB	320-9145-1	Arsenic	9/18/2014	0.3	0.15	0.3	0.5	U	MG/KG
	MB 320-52553/1-A		LB	320-9174-1	Arsenic	9/18/2014	0.3	0.15	0.3	0.5	U	MG/KG
	MB 320-52553/1-A		LB	320-9145-1	Barium	9/18/2014	0.2	0.1	0.2	0.3	U	MG/KG
	MB 320-52553/1-A		LB	320-9174-1	Barium	9/18/2014	0.2	0.1	0.2	0.3	U	MG/KG
	MB 320-52553/1-A		LB	320-9174-1	Beryllium	9/18/2014	0.05	0.02	0.05	0.1	U	MG/KG
	MB 320-52553/1-A		LB	320-9145-1	Beryllium	9/18/2014	0.05	0.02	0.05	0.1	U	MG/KG
	MB 320-52553/1-A		LB	320-9145-1	Cadmium	9/18/2014	0.1	0.05	0.1	0.15	U	MG/KG
	MB 320-52553/1-A		LB	320-9174-1	Cadmium	9/18/2014	0.1	0.05	0.1	0.15	U	MG/KG

Table 5. Trip and Method Blank Data Summary for Open Detonation Unit Incremental Soil Samples, Kirtland Air Force Base, August 2014

Method	Blank ID	Matrix	Blank Type*	SDG	Analyte	Analysis Date	Result	DL	LOD	LOQ	Flag	Units
SW6020												
	MB 320-52553/1-A	SOIL	LB	320-9174-1	Chromium	9/18/2014	0.5	0.2	0.5	0.6	U	MG/KG
	MB 320-52553/1-A		LB	320-9145-1	Chromium	9/18/2014	0.5	0.2	0.5	0.6	U	MG/KG
	MB 320-52553/1-A		LB	320-9174-1	Cobalt	9/18/2014	0.2	0.1	0.2	0.3	U	MG/KG
	MB 320-52553/1-A		LB	320-9145-1	Cobalt	9/18/2014	0.2	0.1	0.2	0.3	U	MG/KG
	MB 320-52553/1-A		LB	320-9174-1	Copper	9/18/2014	0.3	0.15	0.3	0.5	U	MG/KG
	MB 320-52553/1-A		LB	320-9145-1	Copper	9/18/2014	0.3	0.15	0.3	0.5	U	MG/KG
	MB 320-52553/1-A		LB	320-9174-1	Lead	9/18/2014	0.1	0.06	0.1	0.2	U	MG/KG
	MB 320-52553/1-A		LB	320-9145-1	Lead	9/18/2014	0.1	0.06	0.1	0.2	U	MG/KG
	MB 320-52553/1-A		LB	320-9145-1	Nickel	9/18/2014	0.2	0.1	0.2	0.3	U	MG/KG
	MB 320-52553/1-A		LB	320-9174-1	Nickel	9/18/2014	0.2	0.1	0.2	0.3	U	MG/KG
	MB 320-52553/1-A		LB	320-9145-1	Selenium	9/18/2014	0.2	0.1	0.2	0.3	U	MG/KG
	MB 320-52553/1-A		LB	320-9174-1	Selenium	9/18/2014	0.2	0.1	0.2	0.3	U	MG/KG
	MB 320-52553/1-A		LB	320-9174-1	Silver	9/18/2014	0.05	0.03	0.05	0.1	U	MG/KG
	MB 320-52553/1-A		LB	320-9145-1	Silver	9/18/2014	0.05	0.03	0.05	0.1	U	MG/KG

Table 5. Trip and Method Blank Data Summary for Open Detonation Unit Incremental Soil Samples, Kirtland Air Force Base, August 2014

Method	Blank ID	Matrix	Blank Type*	SDG	Analyte	Analysis Date	Result	DL	LOD	LOQ	Flag	Units
SW6020												
	MB 320-52553/1-A	SOIL	LB	320-9145-1	Thallium	9/18/2014	0.1	0.05	0.1	0.15	U	MG/KG
	MB 320-52553/1-A		LB	320-9174-1	Thallium	9/18/2014	0.1	0.05	0.1	0.15	U	MG/KG
	MB 320-52553/1-A		LB	320-9145-1	Tin	9/18/2014	5	2	5	10	U	MG/KG
	MB 320-52553/1-A		LB	320-9174-1	Tin	9/18/2014	5	2	5	10	U	MG/KG
	MB 320-52553/1-A		LB	320-9174-1	Vanadium	9/18/2014	1	0.6	1	2	U	MG/KG
	MB 320-52553/1-A		LB	320-9145-1	Vanadium	9/18/2014	1	0.6	1	2	U	MG/KG
	MB 320-52553/1-A		LB	320-9145-1	Zinc	9/18/2014	1	0.6	1	2	U	MG/KG
	MB 320-52553/1-A		LB	320-9174-1	Zinc	9/18/2014	1	0.6	1	2	U	MG/KG
	MB 320-52667/1-A		LB	320-9174-1	Antimony	9/18/2014	0.4	0.2	0.4	0.6	U	MG/KG
	MB 320-52667/1-A		LB	320-9174-1	Arsenic	9/18/2014	0.3	0.15	0.3	0.5	U	MG/KG
	MB 320-52667/1-A		LB	320-9174-1	Barium	9/18/2014	0.2	0.1	0.2	0.3	U	MG/KG
	MB 320-52667/1-A		LB	320-9174-1	Beryllium	9/18/2014	0.05	0.02	0.05	0.1	U	MG/KG
	MB 320-52667/1-A		LB	320-9174-1	Cadmium	9/18/2014	0.1	0.05	0.1	0.15	U	MG/KG
	MB 320-52667/1-A		LB	320-9174-1	Chromium	9/18/2014	0.5	0.2	0.5	0.6	U	MG/KG

Table 5. Trip and Method Blank Data Summary for Open Detonation Unit Incremental Soil Samples, Kirtland Air Force Base, August 2014

Method	Blank ID	Matrix	Blank Type*	SDG	Analyte	Analysis Date	Result	DL	LOD	LOQ	Flag	Units
SW6020												
	MB 320-52667/1-A	SOIL	LB	320-9174-1	Cobalt	9/18/2014	0.2	0.1	0.2	0.3	U	MG/KG
	MB 320-52667/1-A		LB	320-9174-1	Copper	9/18/2014	0.3	0.15	0.3	0.5	U	MG/KG
	MB 320-52667/1-A		LB	320-9174-1	Lead	9/18/2014	0.1	0.06	0.1	0.2	U	MG/KG
	MB 320-52667/1-A		LB	320-9174-1	Nickel	9/18/2014	0.2	0.1	0.2	0.3	U	MG/KG
	MB 320-52667/1-A		LB	320-9174-1	Selenium	9/18/2014	0.2	0.1	0.2	0.3	U	MG/KG
	MB 320-52667/1-A		LB	320-9174-1	Silver	9/18/2014	0.05	0.03	0.05	0.1	U	MG/KG
	MB 320-52667/1-A		LB	320-9174-1	Thallium	9/18/2014	0.1	0.05	0.1	0.15	U	MG/KG
	MB 320-52667/1-A		LB	320-9174-1	Tin	9/18/2014	5	2	5	10	U	MG/KG
	MB 320-52667/1-A		LB	320-9174-1	Vanadium	9/18/2014	1	0.6	1	2	U	MG/KG
	MB 320-52667/1-A		LB	320-9174-1	Zinc	9/18/2014	1	0.6	1	2	U	MG/KG
SW6850												
	EB-01	WATER	EB	320-9106-1	Perchlorate	9/3/2014	0.25	0.082	0.25	0.5	U	UG/L
	EB-02		EB	320-9174-1	Perchlorate	9/3/2014	0.25	0.082	0.25	0.5	U	UG/L
	MB 320-51090/1-A		LB	320-9106-1	Perchlorate	9/3/2014	0.25	0.082	0.25	0.5	U	UG/L
	MB 320-51300/1-A		LB	320-9174-1	Perchlorate	9/3/2014	0.25	0.082	0.25	0.5	U	UG/L

Table 5. Trip and Method Blank Data Summary for Open Detonation Unit Incremental Soil Samples, Kirtland Air Force Base, August 2014

Method	Blank ID	Matrix	Blank Type*	SDG	Analyte	Analysis Date	Result	DL	LOD	LOQ	Flag	Units
SW6850												
	MB 320-51393/1-A	SOIL	LB	320-9054-1	Perchlorate	9/9/2014	0.4	0.15	0.4	5	U	UG/KG
	MB 320-51865/1-A		LB	320-9106-1	Perchlorate	9/16/2014	0.4	0.15	0.4	5	U	UG/KG
	MB 320-51865/1-A		LB	320-9076-1	Perchlorate	9/16/2014	0.4	0.15	0.4	5	U	UG/KG
	MB 320-52127/1-A		LB	320-9122-1	Perchlorate	9/17/2014	0.905	0.15	0.4	5	J	UG/KG
	MB 320-52603/1-A		LB	320-9145-1	Perchlorate	9/20/2014	0.4	0.15	0.4	5	U	UG/KG
	MB 320-52666/1-A		LB	320-9174-1	Perchlorate	9/19/2014	0.4	0.15	0.4	5	U	UG/KG
SW7470A												
	EB-01	WATER	EB	320-9106-1	Mercury	9/8/2014	0.0001	0.0001	0.0001	0.0002	U	MG/L
	EB-02		EB	320-9174-1	Mercury	9/8/2014	0.0001	0.0001	0.0001	0.0002	U	MG/L
	MB 320-51781/11-A		LB	320-9174-1	Mercury	9/8/2014	0.0001	0.0001	0.0001	0.0002	U	MG/L
	MB 320-51781/11-A		LB	320-9106-1	Mercury	9/8/2014	0.0001	0.0001	0.0001	0.0002	U	MG/L
SW7471												
	MB 320-51426/11-A	SOIL	LB	320-9054-1	Mercury	9/4/2014	0.016	0.0084	0.016	0.039	U	MG/KG
	MB 320-51945/11-A		LB	320-9106-1	Mercury	9/10/2014	0.016	0.0083	0.016	0.039	U	MG/KG
	MB 320-51945/11-A		LB	320-9076-1	Mercury	9/10/2014	0.016	0.0083	0.016	0.039	U	MG/KG
	MB 320-52196/11-A		LB	320-9122-1	Mercury	9/12/2014	0.016	0.0083	0.016	0.039	U	MG/KG

Table 5. Trip and Method Blank Data Summary for Open Detonation Unit Incremental Soil Samples, Kirtland Air Force Base, August 2014

Method	Blank ID	Matrix	Blank Type*	SDG	Analyte	Analysis Date	Result	DL	LOD	LOQ	Flag	Units
SW7471												
	MB 320-52694/11-A	SOIL	LB	320-9145-1	Mercury	9/18/2014	0.017	0.0086	0.017	0.04	U	MG/KG
	MB 320-53027/11-A		LB	320-9174-1	Mercury	9/23/2014	0.016	0.0083	0.016	0.039	U	MG/KG
SW8330B												
	EB-01	WATER	EB	320-9106-1	1,3,5-Trinitrobenzene	8/30/2014	0.051	0.031	0.051	0.15	U	UG/L
	EB-01		EB	320-9106-1	1,3-Dinitrobenzene	8/30/2014	0.1	0.051	0.1	0.15	U	UG/L
	EB-01		EB	320-9106-1	2,4,6-Trinitrotoluene	8/30/2014	0.1	0.051	0.1	0.15	U	UG/L
	EB-01		EB	320-9106-1	2,4-Dinitrotoluene	8/30/2014	0.1	0.051	0.1	0.13	U	UG/L
	EB-01		EB	320-9106-1	2,6-Dinitrotoluene	8/30/2014	0.1	0.051	0.1	0.13	U	UG/L
	EB-01		EB	320-9106-1	2-Amino-4,6-dinitrotoluene	8/30/2014	0.1	0.016	0.1	0.15	U	UG/L
	EB-01		EB	320-9106-1	2-Nitrotoluene	8/30/2014	0.1	0.089	0.1	0.51	U	UG/L
	EB-01		EB	320-9106-1	3-Nitrotoluene	8/30/2014	0.1	0.058	0.1	0.51	U	UG/L
	EB-01		EB	320-9106-1	4-Amino-2,6-dinitrotoluene	8/30/2014	0.1	0.051	0.1	0.15	U	UG/L
	EB-01		EB	320-9106-1	4-Nitrotoluene	8/30/2014	0.1	0.089	0.1	0.51	U	UG/L
	EB-01		EB	320-9106-1	HMX	8/30/2014	0.051	0.036	0.051	0.15	U	UG/L
	EB-01		EB	320-9106-1	Nitrobenzene	8/30/2014	0.1	0.051	0.1	0.15	U	UG/L

Table 5. Trip and Method Blank Data Summary for Open Detonation Unit Incremental Soil Samples, Kirtland Air Force Base, August 2014

Method	Blank ID	Matrix	Blank Type*	SDG	Analyte	Analysis Date	Result	DL	LOD	LOQ	Flag	Units
SW8330B												
	EB-01	WATER	EB	320-9106-1	Nitroglycerin	8/30/2014	0.51	0.33	0.51	0.66	U	UG/L
	EB-01		EB	320-9106-1	PETN	8/30/2014	0.51	0.3	0.51	0.66	U	UG/L
	EB-01		EB	320-9106-1	RDX	8/30/2014	0.051	0.036	0.051	0.15	U	UG/L
	EB-01		EB	320-9106-1	Tetryl	8/30/2014	0.1	0.051	0.1	0.15	U	UG/L
	EB-02		EB	320-9174-1	1,3,5-Trinitrobenzene	9/6/2014	0.05	0.031	0.05	0.15	U	UG/L
	EB-02		EB	320-9174-1	1,3-Dinitrobenzene	9/6/2014	0.1	0.05	0.1	0.15	U	UG/L
	EB-02		EB	320-9174-1	2,4,6-Trinitrotoluene	9/6/2014	0.1	0.05	0.1	0.15	U	UG/L
	EB-02		EB	320-9174-1	2,4-Dinitrotoluene	9/6/2014	0.1	0.05	0.1	0.13	U	UG/L
	EB-02		EB	320-9174-1	2,6-Dinitrotoluene	9/6/2014	0.1	0.05	0.1	0.13	U	UG/L
	EB-02		EB	320-9174-1	2-Amino-4,6-dinitrotoluene	9/6/2014	0.1	0.016	0.1	0.15	U	UG/L
	EB-02		EB	320-9174-1	2-Nitrotoluene	9/6/2014	0.1	0.089	0.1	0.5	U	UG/L
	EB-02		EB	320-9174-1	3-Nitrotoluene	9/6/2014	0.1	0.058	0.1	0.5	U	UG/L
	EB-02		EB	320-9174-1	4-Amino-2,6-dinitrotoluene	9/6/2014	0.1	0.05	0.1	0.15	U	UG/L
	EB-02		EB	320-9174-1	4-Nitrotoluene	9/6/2014	0.1	0.089	0.1	0.5	U	UG/L

Table 5. Trip and Method Blank Data Summary for Open Detonation Unit Incremental Soil Samples, Kirtland Air Force Base, August 2014

Method	Blank ID	Matrix	Blank Type*	SDG	Analyte	Analysis Date	Result	DL	LOD	LOQ	Flag	Units
SW8330B												
	EB-02	WATER	EB	320-9174-1	HMX	9/6/2014	0.05	0.036	0.05	0.15	U	UG/L
	EB-02		EB	320-9174-1	Nitrobenzene	9/6/2014	0.1	0.05	0.1	0.15	U	UG/L
	EB-02		EB	320-9174-1	Nitroglycerin	9/6/2014	0.5	0.33	0.5	0.66	U	UG/L
	EB-02		EB	320-9174-1	PETN	9/6/2014	0.5	0.3	0.5	0.66	U	UG/L
	EB-02		EB	320-9174-1	RDX	9/6/2014	0.05	0.036	0.05	0.15	U	UG/L
	EB-02		EB	320-9174-1	Tetryl	9/6/2014	0.1	0.05	0.1	0.15	U	UG/L
	GB 320-51442/1-B	SOIL	LB	320-9054-1	1,3,5-Trinitrobenzene	9/6/2014	0.05	0.01	0.05	0.25	U	MG/KG
	GB 320-51442/1-B		LB	320-9054-1	1,3-Dinitrobenzene	9/6/2014	0.05	0.0042	0.05	0.25	U	MG/KG
	GB 320-51442/1-B		LB	320-9054-1	2,4,6-Trinitrotoluene	9/6/2014	0.05	0.019	0.05	0.25	U	MG/KG
	GB 320-51442/1-B		LB	320-9054-1	2,4-Dinitrotoluene	9/6/2014	0.05	0.0053	0.05	0.25	U	MG/KG
	GB 320-51442/1-B		LB	320-9054-1	2,6-Dinitrotoluene	9/6/2014	0.05	0.0073	0.05	0.25	U	MG/KG
	GB 320-51442/1-B		LB	320-9054-1	2-Amino-4,6-dinitrotoluene	9/6/2014	0.05	0.012	0.05	0.25	U	MG/KG
	GB 320-51442/1-B		LB	320-9054-1	2-Nitrotoluene	9/6/2014	0.05	0.013	0.05	0.25	U	MG/KG
	GB 320-51442/1-B		LB	320-9054-1	3-Nitrotoluene	9/6/2014	0.05	0.015	0.05	0.25	U	MG/KG

Table 5. Trip and Method Blank Data Summary for Open Detonation Unit Incremental Soil Samples, Kirtland Air Force Base, August 2014

Method	Blank ID	Matrix	Blank Type*	SDG	Analyte	Analysis Date	Result	DL	LOD	LOQ	Flag	Units
SW8330B												
	GB 320-51442/1-B	SOIL	LB	320-9054-1	4-Amino-2,6-dinitrotoluene	9/6/2014	0.05	0.01	0.05	0.25	U	MG/KG
	GB 320-51442/1-B		LB	320-9054-1	4-Nitrotoluene	9/6/2014	0.05	0.018	0.05	0.25	U	MG/KG
	GB 320-51442/1-B		LB	320-9054-1	HMX	9/6/2014	0.05	0.012	0.05	0.25	U	MG/KG
	GB 320-51442/1-B		LB	320-9054-1	Nitrobenzene	9/6/2014	0.05	0.018	0.05	0.25	U	MG/KG
	GB 320-51442/1-B		LB	320-9054-1	Nitroglycerin	9/6/2014	0.25	0.015	0.25	0.5	U	MG/KG
	GB 320-51442/1-B		LB	320-9054-1	PETN	9/6/2014	0.25	0.025	0.25	0.5	U	MG/KG
	GB 320-51442/1-B		LB	320-9054-1	RDX	9/6/2014	0.05	0.012	0.05	0.25	U	MG/KG
	GB 320-51442/1-B		LB	320-9054-1	Tetryl	9/6/2014	0.05	0.01	0.05	0.25	U	MG/KG
	GB 320-51554/1-B		LB	320-9054-1	1,3,5-Trinitrobenzene	9/8/2014	0.05	0.01	0.05	0.25	U	MG/KG
	GB 320-51554/1-B		LB	320-9076-1	1,3,5-Trinitrobenzene	9/8/2014	0.05	0.01	0.05	0.25	U	MG/KG
	GB 320-51554/1-B		LB	320-9054-1	1,3-Dinitrobenzene	9/8/2014	0.05	0.0042	0.05	0.25	U	MG/KG
	GB 320-51554/1-B		LB	320-9076-1	1,3-Dinitrobenzene	9/8/2014	0.05	0.0042	0.05	0.25	U	MG/KG
	GB 320-51554/1-B		LB	320-9054-1	2,4,6-Trinitrotoluene	9/8/2014	0.05	0.019	0.05	0.25	U	MG/KG
	GB 320-51554/1-B		LB	320-9076-1	2,4,6-Trinitrotoluene	9/8/2014	0.05	0.019	0.05	0.25	U	MG/KG

Table 5. Trip and Method Blank Data Summary for Open Detonation Unit Incremental Soil Samples, Kirtland Air Force Base, August 2014

Method	Blank ID	Matrix	Blank Type*	SDG	Analyte	Analysis Date	Result	DL	LOD	LOQ	Flag	Units
SW8330B												
	GB 320-51554/1-B	SOIL	LB	320-9054-1	2,4-Dinitrotoluene	9/8/2014	0.05	0.0053	0.05	0.25	U	MG/KG
	GB 320-51554/1-B		LB	320-9076-1	2,4-Dinitrotoluene	9/8/2014	0.05	0.0053	0.05	0.25	U	MG/KG
	GB 320-51554/1-B		LB	320-9076-1	2,6-Dinitrotoluene	9/8/2014	0.05	0.0073	0.05	0.25	U	MG/KG
	GB 320-51554/1-B		LB	320-9054-1	2,6-Dinitrotoluene	9/8/2014	0.05	0.0073	0.05	0.25	U	MG/KG
	GB 320-51554/1-B		LB	320-9076-1	2-Amino-4,6-dinitrotoluene	9/8/2014	0.05	0.012	0.05	0.25	U	MG/KG
	GB 320-51554/1-B		LB	320-9054-1	2-Amino-4,6-dinitrotoluene	9/8/2014	0.05	0.012	0.05	0.25	U	MG/KG
	GB 320-51554/1-B		LB	320-9076-1	2-Nitrotoluene	9/8/2014	0.05	0.013	0.05	0.25	U	MG/KG
	GB 320-51554/1-B		LB	320-9054-1	2-Nitrotoluene	9/8/2014	0.05	0.013	0.05	0.25	U	MG/KG
	GB 320-51554/1-B		LB	320-9076-1	3-Nitrotoluene	9/8/2014	0.05	0.015	0.05	0.25	U	MG/KG
	GB 320-51554/1-B		LB	320-9054-1	3-Nitrotoluene	9/8/2014	0.05	0.015	0.05	0.25	U	MG/KG
	GB 320-51554/1-B		LB	320-9076-1	4-Amino-2,6-dinitrotoluene	9/8/2014	0.05	0.01	0.05	0.25	U	MG/KG
	GB 320-51554/1-B		LB	320-9054-1	4-Amino-2,6-dinitrotoluene	9/8/2014	0.05	0.01	0.05	0.25	U	MG/KG
	GB 320-51554/1-B		LB	320-9076-1	4-Nitrotoluene	9/8/2014	0.05	0.018	0.05	0.25	U	MG/KG
	GB 320-51554/1-B		LB	320-9054-1	4-Nitrotoluene	9/8/2014	0.05	0.018	0.05	0.25	U	MG/KG

Table 5. Trip and Method Blank Data Summary for Open Detonation Unit Incremental Soil Samples, Kirtland Air Force Base, August 2014

Method	Blank ID	Matrix	Blank Type*	SDG	Analyte	Analysis Date	Result	DL	LOD	LOQ	Flag	Units
SW8330B												
	GB 320-51554/1-B	SOIL	LB	320-9076-1	HMX	9/8/2014	0.05	0.012	0.05	0.25	U	MG/KG
	GB 320-51554/1-B		LB	320-9054-1	HMX	9/8/2014	0.05	0.012	0.05	0.25	U	MG/KG
	GB 320-51554/1-B		LB	320-9076-1	Nitrobenzene	9/8/2014	0.05	0.018	0.05	0.25	U	MG/KG
	GB 320-51554/1-B		LB	320-9054-1	Nitrobenzene	9/8/2014	0.05	0.018	0.05	0.25	U	MG/KG
	GB 320-51554/1-B		LB	320-9076-1	Nitroglycerin	9/8/2014	0.25	0.015	0.25	0.5	U	MG/KG
	GB 320-51554/1-B		LB	320-9054-1	Nitroglycerin	9/8/2014	0.25	0.015	0.25	0.5	U	MG/KG
	GB 320-51554/1-B		LB	320-9054-1	PETN	9/8/2014	0.25	0.025	0.25	0.5	U	MG/KG
	GB 320-51554/1-B		LB	320-9076-1	PETN	9/8/2014	0.25	0.025	0.25	0.5	U	MG/KG
	GB 320-51554/1-B		LB	320-9054-1	RDX	9/8/2014	0.05	0.012	0.05	0.25	U	MG/KG
	GB 320-51554/1-B		LB	320-9076-1	RDX	9/8/2014	0.05	0.012	0.05	0.25	U	MG/KG
	GB 320-51554/1-B		LB	320-9076-1	Tetryl	9/8/2014	0.05	0.01	0.05	0.25	U	MG/KG
	GB 320-51554/1-B		LB	320-9054-1	Tetryl	9/8/2014	0.05	0.01	0.05	0.25	U	MG/KG
	GB 320-51554/2-B		LB	320-9054-1	1,3,5-Trinitrobenzene	9/8/2014	0.05	0.01	0.05	0.25	U	MG/KG
	GB 320-51554/2-B		LB	320-9076-1	1,3,5-Trinitrobenzene	9/8/2014	0.05	0.01	0.05	0.25	U	MG/KG

Table 5. Trip and Method Blank Data Summary for Open Detonation Unit Incremental Soil Samples, Kirtland Air Force Base, August 2014

Method	Blank ID	Matrix	Blank Type*	SDG	Analyte	Analysis Date	Result	DL	LOD	LOQ	Flag	Units
SW8330B												
	GB 320-51554/2-B	SOIL	LB	320-9076-1	1,3-Dinitrobenzene	9/8/2014	0.05	0.0042	0.05	0.25	U	MG/KG
	GB 320-51554/2-B		LB	320-9054-1	1,3-Dinitrobenzene	9/8/2014	0.05	0.0042	0.05	0.25	U	MG/KG
	GB 320-51554/2-B		LB	320-9076-1	2,4,6-Trinitrotoluene	9/8/2014	0.05	0.019	0.05	0.25	U	MG/KG
	GB 320-51554/2-B		LB	320-9054-1	2,4,6-Trinitrotoluene	9/8/2014	0.05	0.019	0.05	0.25	U	MG/KG
	GB 320-51554/2-B		LB	320-9076-1	2,4-Dinitrotoluene	9/8/2014	0.05	0.0053	0.05	0.25	U	MG/KG
	GB 320-51554/2-B		LB	320-9054-1	2,4-Dinitrotoluene	9/8/2014	0.05	0.0053	0.05	0.25	U	MG/KG
	GB 320-51554/2-B		LB	320-9054-1	2,6-Dinitrotoluene	9/8/2014	0.05	0.0073	0.05	0.25	U	MG/KG
	GB 320-51554/2-B		LB	320-9076-1	2,6-Dinitrotoluene	9/8/2014	0.05	0.0073	0.05	0.25	U	MG/KG
	GB 320-51554/2-B		LB	320-9054-1	2-Amino-4,6-dinitrotoluene	9/8/2014	0.05	0.012	0.05	0.25	U	MG/KG
	GB 320-51554/2-B		LB	320-9076-1	2-Amino-4,6-dinitrotoluene	9/8/2014	0.05	0.012	0.05	0.25	U	MG/KG
	GB 320-51554/2-B		LB	320-9054-1	2-Nitrotoluene	9/8/2014	0.05	0.013	0.05	0.25	U	MG/KG
	GB 320-51554/2-B		LB	320-9076-1	2-Nitrotoluene	9/8/2014	0.05	0.013	0.05	0.25	U	MG/KG
	GB 320-51554/2-B		LB	320-9076-1	3-Nitrotoluene	9/8/2014	0.05	0.015	0.05	0.25	U	MG/KG
	GB 320-51554/2-B		LB	320-9054-1	3-Nitrotoluene	9/8/2014	0.05	0.015	0.05	0.25	U	MG/KG

Table 5. Trip and Method Blank Data Summary for Open Detonation Unit Incremental Soil Samples, Kirtland Air Force Base, August 2014

Method	Blank ID	Matrix	Blank Type*	SDG	Analyte	Analysis Date	Result	DL	LOD	LOQ	Flag	Units
SW8330B												
	GB 320-51554/2-B	SOIL	LB	320-9054-1	4-Amino-2,6-dinitrotoluene	9/8/2014	0.05	0.01	0.05	0.25	U	MG/KG
	GB 320-51554/2-B		LB	320-9076-1	4-Amino-2,6-dinitrotoluene	9/8/2014	0.05	0.01	0.05	0.25	U	MG/KG
	GB 320-51554/2-B		LB	320-9054-1	4-Nitrotoluene	9/8/2014	0.05	0.018	0.05	0.25	U	MG/KG
	GB 320-51554/2-B		LB	320-9076-1	4-Nitrotoluene	9/8/2014	0.05	0.018	0.05	0.25	U	MG/KG
	GB 320-51554/2-B		LB	320-9076-1	HMX	9/8/2014	0.05	0.012	0.05	0.25	U	MG/KG
	GB 320-51554/2-B		LB	320-9054-1	HMX	9/8/2014	0.05	0.012	0.05	0.25	U	MG/KG
	GB 320-51554/2-B		LB	320-9076-1	Nitrobenzene	9/8/2014	0.05	0.018	0.05	0.25	U	MG/KG
	GB 320-51554/2-B		LB	320-9054-1	Nitrobenzene	9/8/2014	0.05	0.018	0.05	0.25	U	MG/KG
	GB 320-51554/2-B		LB	320-9076-1	Nitroglycerin	9/8/2014	0.25	0.015	0.25	0.5	U	MG/KG
	GB 320-51554/2-B		LB	320-9054-1	Nitroglycerin	9/8/2014	0.25	0.015	0.25	0.5	U	MG/KG
	GB 320-51554/2-B		LB	320-9076-1	PETN	9/8/2014	0.25	0.025	0.25	0.5	U	MG/KG
	GB 320-51554/2-B		LB	320-9054-1	PETN	9/8/2014	0.25	0.025	0.25	0.5	U	MG/KG
	GB 320-51554/2-B		LB	320-9076-1	RDX	9/8/2014	0.02	0.012	0.05	0.25	J	MG/KG
	GB 320-51554/2-B		LB	320-9054-1	RDX	9/8/2014	0.02	0.012	0.05	0.25	J	MG/KG

Table 5. Trip and Method Blank Data Summary for Open Detonation Unit Incremental Soil Samples, Kirtland Air Force Base, August 2014

Method	Blank ID	Matrix	Blank Type*	SDG	Analyte	Analysis Date	Result	DL	LOD	LOQ	Flag	Units
SW8330B												
	GB 320-51554/2-B	SOIL	LB	320-9076-1	Tetryl	9/8/2014	0.05	0.01	0.05	0.25	U	MG/KG
	GB 320-51554/2-B		LB	320-9054-1	Tetryl	9/8/2014	0.05	0.01	0.05	0.25	U	MG/KG
	GB 320-51801/1-B		LB	320-9106-1	1,3,5-Trinitrobenzene	9/10/2014	0.05	0.01	0.05	0.25	U	MG/KG
	GB 320-51801/1-B		LB	320-9106-1	1,3-Dinitrobenzene	9/10/2014	0.05	0.0042	0.05	0.25	U	MG/KG
	GB 320-51801/1-B		LB	320-9106-1	2,4,6-Trinitrotoluene	9/10/2014	0.05	0.019	0.05	0.25	U	MG/KG
	GB 320-51801/1-B		LB	320-9106-1	2,4-Dinitrotoluene	9/10/2014	0.05	0.0053	0.05	0.25	U	MG/KG
	GB 320-51801/1-B		LB	320-9106-1	2,6-Dinitrotoluene	9/10/2014	0.05	0.0073	0.05	0.25	U	MG/KG
	GB 320-51801/1-B		LB	320-9106-1	2-Amino-4,6-dinitrotoluene	9/10/2014	0.05	0.013	0.05	0.25	U	MG/KG
	GB 320-51801/1-B		LB	320-9106-1	2-Nitrotoluene	9/10/2014	0.05	0.013	0.05	0.25	U	MG/KG
	GB 320-51801/1-B		LB	320-9106-1	3-Nitrotoluene	9/10/2014	0.05	0.016	0.05	0.25	U	MG/KG
	GB 320-51801/1-B		LB	320-9106-1	4-Amino-2,6-dinitrotoluene	9/10/2014	0.05	0.01	0.05	0.25	U	MG/KG
	GB 320-51801/1-B		LB	320-9106-1	4-Nitrotoluene	9/10/2014	0.05	0.018	0.05	0.25	U	MG/KG
	GB 320-51801/1-B		LB	320-9106-1	HMX	9/10/2014	0.05	0.012	0.05	0.25	U	MG/KG
	GB 320-51801/1-B		LB	320-9106-1	Nitrobenzene	9/10/2014	0.05	0.018	0.05	0.25	U	MG/KG

Table 5. Trip and Method Blank Data Summary for Open Detonation Unit Incremental Soil Samples, Kirtland Air Force Base, August 2014

Method	Blank ID	Matrix	Blank Type*	SDG	Analyte	Analysis Date	Result	DL	LOD	LOQ	Flag	Units
SW8330B												
	GB 320-51801/1-B	SOIL	LB	320-9106-1	Nitroglycerin	9/10/2014	0.25	0.015	0.25	0.5	U	MG/KG
	GB 320-51801/1-B		LB	320-9106-1	PETN	9/10/2014	0.25	0.025	0.25	0.5	U	MG/KG
	GB 320-51801/1-B		LB	320-9106-1	RDX	9/10/2014	0.05	0.012	0.05	0.25	U	MG/KG
	GB 320-51801/1-B		LB	320-9106-1	Tetryl	9/10/2014	0.05	0.01	0.05	0.25	U	MG/KG
	GB 320-51801/2-B		LB	320-9106-1	1,3,5-Trinitrobenzene	9/10/2014	0.05	0.0099	0.05	0.25	U	MG/KG
	GB 320-51801/2-B		LB	320-9106-1	1,3-Dinitrobenzene	9/10/2014	0.05	0.0042	0.05	0.25	U	MG/KG
	GB 320-51801/2-B		LB	320-9106-1	2,4,6-Trinitrotoluene	9/10/2014	0.05	0.019	0.05	0.25	U	MG/KG
	GB 320-51801/2-B		LB	320-9106-1	2,4-Dinitrotoluene	9/10/2014	0.05	0.0053	0.05	0.25	U	MG/KG
	GB 320-51801/2-B		LB	320-9106-1	2,6-Dinitrotoluene	9/10/2014	0.05	0.0072	0.05	0.25	U	MG/KG
	GB 320-51801/2-B		LB	320-9106-1	2-Amino-4,6-dinitrotoluene	9/10/2014	0.05	0.012	0.05	0.25	U	MG/KG
	GB 320-51801/2-B		LB	320-9106-1	2-Nitrotoluene	9/10/2014	0.05	0.013	0.05	0.25	U	MG/KG
	GB 320-51801/2-B		LB	320-9106-1	3-Nitrotoluene	9/10/2014	0.05	0.015	0.05	0.25	U	MG/KG
	GB 320-51801/2-B		LB	320-9106-1	4-Amino-2,6-dinitrotoluene	9/10/2014	0.05	0.0099	0.05	0.25	U	MG/KG
	GB 320-51801/2-B		LB	320-9106-1	4-Nitrotoluene	9/10/2014	0.05	0.018	0.05	0.25	U	MG/KG

Table 5. Trip and Method Blank Data Summary for Open Detonation Unit Incremental Soil Samples, Kirtland Air Force Base, August 2014

Method	Blank ID	Matrix	Blank Type*	SDG	Analyte	Analysis Date	Result	DL	LOD	LOQ	Flag	Units
SW8330B												
	GB 320-51801/2-B	SOIL	LB	320-9106-1	HMX	9/10/2014	0.05	0.012	0.05	0.25	U	MG/KG
	GB 320-51801/2-B		LB	320-9106-1	Nitrobenzene	9/10/2014	0.05	0.017	0.05	0.25	U	MG/KG
	GB 320-51801/2-B		LB	320-9106-1	Nitroglycerin	9/10/2014	0.25	0.015	0.25	0.5	U	MG/KG
	GB 320-51801/2-B		LB	320-9106-1	PETN	9/10/2014	0.25	0.025	0.25	0.5	U	MG/KG
	GB 320-51801/2-B		LB	320-9106-1	RDX	9/10/2014	0.033	0.012	0.05	0.25	J	MG/KG
	GB 320-51801/2-B		LB	320-9106-1	Tetryl	9/10/2014	0.05	0.0099	0.05	0.25	U	MG/KG
	GB 320-51955/1-B		LB	320-9122-1	1,3,5-Trinitrobenzene	9/12/2014	0.05	0.01	0.05	0.25	U	MG/KG
	GB 320-51955/1-B		LB	320-9122-1	1,3-Dinitrobenzene	9/12/2014	0.05	0.0042	0.05	0.25	U	MG/KG
	GB 320-51955/1-B		LB	320-9122-1	2,4,6-Trinitrotoluene	9/12/2014	0.05	0.019	0.05	0.25	U	MG/KG
	GB 320-51955/1-B		LB	320-9122-1	2,4-Dinitrotoluene	9/12/2014	0.05	0.0053	0.05	0.25	U	MG/KG
	GB 320-51955/1-B		LB	320-9122-1	2,6-Dinitrotoluene	9/12/2014	0.05	0.0073	0.05	0.25	U	MG/KG
	GB 320-51955/1-B		LB	320-9122-1	2-Amino-4,6-dinitrotoluene	9/12/2014	0.05	0.012	0.05	0.25	U	MG/KG
	GB 320-51955/1-B		LB	320-9122-1	2-Nitrotoluene	9/12/2014	0.05	0.013	0.05	0.25	U	MG/KG
	GB 320-51955/1-B		LB	320-9122-1	3-Nitrotoluene	9/12/2014	0.05	0.015	0.05	0.25	U	MG/KG

Table 5. Trip and Method Blank Data Summary for Open Detonation Unit Incremental Soil Samples, Kirtland Air Force Base, August 2014

Method	Blank ID	Matrix	Blank Type*	SDG	Analyte	Analysis Date	Result	DL	LOD	LOQ	Flag	Units
SW8330B												
	GB 320-51955/1-B	SOIL	LB	320-9122-1	4-Amino-2,6-dinitrotoluene	9/12/2014	0.05	0.01	0.05	0.25	U	MG/KG
	GB 320-51955/1-B		LB	320-9122-1	4-Nitrotoluene	9/12/2014	0.05	0.018	0.05	0.25	U	MG/KG
	GB 320-51955/1-B		LB	320-9122-1	HMX	9/12/2014	0.05	0.012	0.05	0.25	U	MG/KG
	GB 320-51955/1-B		LB	320-9122-1	Nitrobenzene	9/12/2014	0.05	0.018	0.05	0.25	U	MG/KG
	GB 320-51955/1-B		LB	320-9122-1	Nitroglycerin	9/12/2014	0.25	0.015	0.25	0.5	U	MG/KG
	GB 320-51955/1-B		LB	320-9122-1	PETN	9/12/2014	0.25	0.025	0.25	0.5	U	MG/KG
	GB 320-51955/1-B		LB	320-9122-1	RDX	9/12/2014	0.05	0.012	0.05	0.25	U	MG/KG
	GB 320-51955/1-B		LB	320-9122-1	Tetryl	9/12/2014	0.05	0.01	0.05	0.25	U	MG/KG
	GB 320-51955/2-B		LB	320-9122-1	1,3,5-Trinitrobenzene	9/12/2014	0.05	0.01	0.05	0.25	U	MG/KG
	GB 320-51955/2-B		LB	320-9122-1	1,3-Dinitrobenzene	9/12/2014	0.05	0.0042	0.05	0.25	U	MG/KG
	GB 320-51955/2-B		LB	320-9122-1	2,4,6-Trinitrotoluene	9/12/2014	0.05	0.019	0.05	0.25	U	MG/KG
	GB 320-51955/2-B		LB	320-9122-1	2,4-Dinitrotoluene	9/12/2014	0.05	0.0053	0.05	0.25	U	MG/KG
	GB 320-51955/2-B		LB	320-9122-1	2,6-Dinitrotoluene	9/12/2014	0.05	0.0073	0.05	0.25	U	MG/KG
	GB 320-51955/2-B		LB	320-9122-1	2-Amino-4,6-dinitrotoluene	9/12/2014	0.05	0.013	0.05	0.25	U	MG/KG

Table 5. Trip and Method Blank Data Summary for Open Detonation Unit Incremental Soil Samples, Kirtland Air Force Base, August 2014

Method	Blank ID	Matrix	Blank Type*	SDG	Analyte	Analysis Date	Result	DL	LOD	LOQ	Flag	Units
SW8330B												
	GB 320-51955/2-B	SOIL	LB	320-9122-1	2-Nitrotoluene	9/12/2014	0.05	0.013	0.05	0.25	U	MG/KG
	GB 320-51955/2-B		LB	320-9122-1	3-Nitrotoluene	9/12/2014	0.05	0.016	0.05	0.25	U	MG/KG
	GB 320-51955/2-B		LB	320-9122-1	4-Amino-2,6-dinitrotoluene	9/12/2014	0.05	0.01	0.05	0.25	U	MG/KG
	GB 320-51955/2-B		LB	320-9122-1	4-Nitrotoluene	9/12/2014	0.05	0.018	0.05	0.25	U	MG/KG
	GB 320-51955/2-B		LB	320-9122-1	HMX	9/12/2014	0.05	0.012	0.05	0.25	U	MG/KG
	GB 320-51955/2-B		LB	320-9122-1	Nitrobenzene	9/12/2014	0.05	0.018	0.05	0.25	U	MG/KG
	GB 320-51955/2-B		LB	320-9122-1	Nitroglycerin	9/12/2014	0.25	0.015	0.25	0.5	U	MG/KG
	GB 320-51955/2-B		LB	320-9122-1	PETN	9/12/2014	0.25	0.025	0.25	0.5	U	MG/KG
	GB 320-51955/2-B		LB	320-9122-1	RDX	9/12/2014	0.0186	0.012	0.05	0.25	J	MG/KG
	GB 320-51955/2-B		LB	320-9122-1	Tetryl	9/12/2014	0.05	0.01	0.05	0.25	U	MG/KG
	GB 320-52216/17-B		LB	320-9145-1	1,3,5-Trinitrobenzene	9/16/2014	0.05	0.01	0.05	0.25	U	MG/KG
	GB 320-52216/17-B		LB	320-9145-1	1,3-Dinitrobenzene	9/16/2014	0.05	0.0042	0.05	0.25	U	MG/KG
	GB 320-52216/17-B		LB	320-9145-1	2,4,6-Trinitrotoluene	9/16/2014	0.05	0.019	0.05	0.25	U	MG/KG
	GB 320-52216/17-B		LB	320-9145-1	2,4-Dinitrotoluene	9/16/2014	0.05	0.0053	0.05	0.25	U	MG/KG

Table 5. Trip and Method Blank Data Summary for Open Detonation Unit Incremental Soil Samples, Kirtland Air Force Base, August 2014

Method	Blank ID	Matrix	Blank Type*	SDG	Analyte	Analysis Date	Result	DL	LOD	LOQ	Flag	Units
SW8330B												
	GB 320-52216/17-B	SOIL	LB	320-9145-1	2,6-Dinitrotoluene	9/16/2014	0.05	0.0073	0.05	0.25	U	MG/KG
	GB 320-52216/17-B		LB	320-9145-1	2-Amino-4,6-dinitrotoluene	9/16/2014	0.05	0.012	0.05	0.25	U	MG/KG
	GB 320-52216/17-B		LB	320-9145-1	2-Nitrotoluene	9/16/2014	0.05	0.013	0.05	0.25	U	MG/KG
	GB 320-52216/17-B		LB	320-9145-1	3-Nitrotoluene	9/16/2014	0.05	0.015	0.05	0.25	U	MG/KG
	GB 320-52216/17-B		LB	320-9145-1	4-Amino-2,6-dinitrotoluene	9/16/2014	0.05	0.01	0.05	0.25	U	MG/KG
	GB 320-52216/17-B		LB	320-9145-1	4-Nitrotoluene	9/16/2014	0.05	0.018	0.05	0.25	U	MG/KG
	GB 320-52216/17-B		LB	320-9145-1	HMX	9/16/2014	0.05	0.012	0.05	0.25	U	MG/KG
	GB 320-52216/17-B		LB	320-9145-1	Nitrobenzene	9/16/2014	0.05	0.018	0.05	0.25	U	MG/KG
	GB 320-52216/17-B		LB	320-9145-1	Nitroglycerin	9/16/2014	0.25	0.015	0.25	0.5	U	MG/KG
	GB 320-52216/17-B		LB	320-9145-1	PETN	9/16/2014	0.25	0.025	0.25	0.5	U	MG/KG
	GB 320-52216/17-B		LB	320-9145-1	RDX	9/16/2014	0.05	0.012	0.05	0.25	U	MG/KG
	GB 320-52216/17-B		LB	320-9145-1	Tetryl	9/16/2014	0.05	0.01	0.05	0.25	U	MG/KG
	GB 320-52216/18-B		LB	320-9145-1	1,3,5-Trinitrobenzene	9/16/2014	0.049	0.0099	0.049	0.25	U	MG/KG
	GB 320-52216/18-B		LB	320-9145-1	1,3-Dinitrobenzene	9/16/2014	0.049	0.0041	0.049	0.25	U	MG/KG

Table 5. Trip and Method Blank Data Summary for Open Detonation Unit Incremental Soil Samples, Kirtland Air Force Base, August 2014

Method	Blank ID	Matrix	Blank Type*	SDG	Analyte	Analysis Date	Result	DL	LOD	LOQ	Flag	Units
SW8330B												
	GB 320-52216/18-B	SOIL	LB	320-9145-1	2,4,6-Trinitrotoluene	9/16/2014	0.049	0.019	0.049	0.25	U	MG/KG
	GB 320-52216/18-B		LB	320-9145-1	2,4-Dinitrotoluene	9/16/2014	0.049	0.0052	0.049	0.25	U	MG/KG
	GB 320-52216/18-B		LB	320-9145-1	2,6-Dinitrotoluene	9/16/2014	0.049	0.0072	0.049	0.25	U	MG/KG
	GB 320-52216/18-B		LB	320-9145-1	2-Amino-4,6-dinitrotoluene	9/16/2014	0.049	0.012	0.049	0.25	U	MG/KG
	GB 320-52216/18-B		LB	320-9145-1	2-Nitrotoluene	9/16/2014	0.049	0.013	0.049	0.25	U	MG/KG
	GB 320-52216/18-B		LB	320-9145-1	3-Nitrotoluene	9/16/2014	0.049	0.015	0.049	0.25	U	MG/KG
	GB 320-52216/18-B		LB	320-9145-1	4-Amino-2,6-dinitrotoluene	9/16/2014	0.049	0.0099	0.049	0.25	U	MG/KG
	GB 320-52216/18-B		LB	320-9145-1	4-Nitrotoluene	9/16/2014	0.049	0.018	0.049	0.25	U	MG/KG
	GB 320-52216/18-B		LB	320-9145-1	HMX	9/16/2014	0.049	0.012	0.049	0.25	U	MG/KG
	GB 320-52216/18-B		LB	320-9145-1	Nitrobenzene	9/16/2014	0.049	0.017	0.049	0.25	U	MG/KG
	GB 320-52216/18-B		LB	320-9145-1	Nitroglycerin	9/16/2014	0.25	0.015	0.25	0.49	U	MG/KG
	GB 320-52216/18-B		LB	320-9145-1	PETN	9/16/2014	0.25	0.025	0.25	0.49	U	MG/KG
	GB 320-52216/18-B		LB	320-9145-1	RDX	9/16/2014	0.049	0.012	0.049	0.25	U	MG/KG
	GB 320-52216/18-B		LB	320-9145-1	Tetryl	9/16/2014	0.049	0.0099	0.049	0.25	U	MG/KG

Table 5. Trip and Method Blank Data Summary for Open Detonation Unit Incremental Soil Samples, Kirtland Air Force Base, August 2014

Method	Blank ID	Matrix	Blank Type*	SDG	Analyte	Analysis Date	Result	DL	LOD	LOQ	Flag	Units
SW8330B												
	GB 320-52223/1-B	SOIL	LB	320-9174-1	1,3,5-Trinitrobenzene	9/18/2014	0.05	0.0099	0.05	0.25	U	MG/KG
	GB 320-52223/1-B		LB	320-9174-1	1,3-Dinitrobenzene	9/18/2014	0.05	0.0042	0.05	0.25	U	MG/KG
	GB 320-52223/1-B		LB	320-9174-1	2,4,6-Trinitrotoluene	9/18/2014	0.05	0.019	0.05	0.25	U	MG/KG
	GB 320-52223/1-B		LB	320-9174-1	2,4-Dinitrotoluene	9/18/2014	0.05	0.0053	0.05	0.25	U	MG/KG
	GB 320-52223/1-B		LB	320-9174-1	2,6-Dinitrotoluene	9/18/2014	0.05	0.0072	0.05	0.25	U	MG/KG
	GB 320-52223/1-B		LB	320-9174-1	2-Amino-4,6-dinitrotoluene	9/18/2014	0.05	0.012	0.05	0.25	U	MG/KG
	GB 320-52223/1-B		LB	320-9174-1	2-Nitrotoluene	9/18/2014	0.05	0.013	0.05	0.25	U	MG/KG
	GB 320-52223/1-B		LB	320-9174-1	3-Nitrotoluene	9/18/2014	0.05	0.015	0.05	0.25	U	MG/KG
	GB 320-52223/1-B		LB	320-9174-1	4-Amino-2,6-dinitrotoluene	9/18/2014	0.05	0.0099	0.05	0.25	U	MG/KG
	GB 320-52223/1-B		LB	320-9174-1	4-Nitrotoluene	9/18/2014	0.05	0.018	0.05	0.25	U	MG/KG
	GB 320-52223/1-B		LB	320-9174-1	HMX	9/18/2014	0.05	0.012	0.05	0.25	U	MG/KG
	GB 320-52223/1-B		LB	320-9174-1	Nitrobenzene	9/18/2014	0.05	0.017	0.05	0.25	U	MG/KG
	GB 320-52223/1-B		LB	320-9174-1	Nitroglycerin	9/18/2014	0.25	0.015	0.25	0.5	U	MG/KG
	GB 320-52223/1-B		LB	320-9174-1	PETN	9/18/2014	0.25	0.025	0.25	0.5	U	MG/KG

Table 5. Trip and Method Blank Data Summary for Open Detonation Unit Incremental Soil Samples, Kirtland Air Force Base, August 2014

Method	Blank ID	Matrix	Blank Type*	SDG	Analyte	Analysis Date	Result	DL	LOD	LOQ	Flag	Units
SW8330B												
	GB 320-52223/1-B	SOIL	LB	320-9174-1	RDX	9/18/2014	0.05	0.012	0.05	0.25	U	MG/KG
	GB 320-52223/1-B		LB	320-9174-1	Tetryl	9/18/2014	0.05	0.0099	0.05	0.25	U	MG/KG
	GB 320-52223/2-B		LB	320-9174-1	1,3,5-Trinitrobenzene	9/18/2014	0.05	0.01	0.05	0.25	U	MG/KG
	GB 320-52223/2-B		LB	320-9174-1	1,3-Dinitrobenzene	9/18/2014	0.05	0.0042	0.05	0.25	U	MG/KG
	GB 320-52223/2-B		LB	320-9174-1	2,4,6-Trinitrotoluene	9/18/2014	0.05	0.019	0.05	0.25	U	MG/KG
	GB 320-52223/2-B		LB	320-9174-1	2,4-Dinitrotoluene	9/18/2014	0.05	0.0053	0.05	0.25	U	MG/KG
	GB 320-52223/2-B		LB	320-9174-1	2,6-Dinitrotoluene	9/18/2014	0.05	0.0073	0.05	0.25	U	MG/KG
	GB 320-52223/2-B		LB	320-9174-1	2-Amino-4,6-dinitrotoluene	9/18/2014	0.05	0.013	0.05	0.25	U	MG/KG
	GB 320-52223/2-B		LB	320-9174-1	2-Nitrotoluene	9/18/2014	0.05	0.013	0.05	0.25	U	MG/KG
	GB 320-52223/2-B		LB	320-9174-1	3-Nitrotoluene	9/18/2014	0.05	0.016	0.05	0.25	U	MG/KG
	GB 320-52223/2-B		LB	320-9174-1	4-Amino-2,6-dinitrotoluene	9/18/2014	0.05	0.01	0.05	0.25	U	MG/KG
	GB 320-52223/2-B		LB	320-9174-1	4-Nitrotoluene	9/18/2014	0.05	0.018	0.05	0.25	U	MG/KG
	GB 320-52223/2-B		LB	320-9174-1	HMX	9/18/2014	0.05	0.012	0.05	0.25	U	MG/KG
	GB 320-52223/2-B		LB	320-9174-1	Nitrobenzene	9/18/2014	0.05	0.018	0.05	0.25	U	MG/KG

Table 5. Trip and Method Blank Data Summary for Open Detonation Unit Incremental Soil Samples, Kirtland Air Force Base, August 2014

Method	Blank ID	Matrix	Blank Type*	SDG	Analyte	Analysis Date	Result	DL	LOD	LOQ	Flag	Units
SW8330B												
	GB 320-52223/2-B	SOIL	LB	320-9174-1	Nitroglycerin	9/18/2014	0.25	0.015	0.25	0.5	U	MG/KG
	GB 320-52223/2-B		LB	320-9174-1	PETN	9/18/2014	0.25	0.025	0.25	0.5	U	MG/KG
	GB 320-52223/2-B		LB	320-9174-1	RDX	9/18/2014	0.05	0.012	0.05	0.25	U	MG/KG
	GB 320-52223/2-B		LB	320-9174-1	Tetryl	9/18/2014	0.05	0.01	0.05	0.25	U	MG/KG
	MB 320-51056/1-A	WATER	LB	320-9106-1	1,3,5-Trinitrobenzene	8/30/2014	0.05	0.031	0.05	0.15	U	UG/L
	MB 320-51056/1-A		LB	320-9106-1	1,3-Dinitrobenzene	8/30/2014	0.1	0.05	0.1	0.15	U	UG/L
	MB 320-51056/1-A		LB	320-9106-1	2,4,6-Trinitrotoluene	8/30/2014	0.1	0.05	0.1	0.15	U	UG/L
	MB 320-51056/1-A		LB	320-9106-1	2,4-Dinitrotoluene	8/30/2014	0.1	0.05	0.1	0.13	U	UG/L
	MB 320-51056/1-A		LB	320-9106-1	2,6-Dinitrotoluene	8/30/2014	0.1	0.05	0.1	0.13	U	UG/L
	MB 320-51056/1-A		LB	320-9106-1	2-Amino-4,6-dinitrotoluene	8/30/2014	0.1	0.016	0.1	0.15	U	UG/L
	MB 320-51056/1-A		LB	320-9106-1	2-Nitrotoluene	8/30/2014	0.1	0.088	0.1	0.5	U	UG/L
	MB 320-51056/1-A		LB	320-9106-1	3-Nitrotoluene	8/30/2014	0.1	0.057	0.1	0.5	U	UG/L
	MB 320-51056/1-A		LB	320-9106-1	4-Amino-2,6-dinitrotoluene	8/30/2014	0.1	0.05	0.1	0.15	U	UG/L
	MB 320-51056/1-A		LB	320-9106-1	4-Nitrotoluene	8/30/2014	0.1	0.088	0.1	0.5	U	UG/L

Table 5. Trip and Method Blank Data Summary for Open Detonation Unit Incremental Soil Samples, Kirtland Air Force Base, August 2014

Method	Blank ID	Matrix	Blank Type*	SDG	Analyte	Analysis Date	Result	DL	LOD	LOQ	Flag	Units
SW8330B												
	MB 320-51056/1-A	WATER	LB	320-9106-1	HMX	8/30/2014	0.05	0.036	0.05	0.15	U	UG/L
	MB 320-51056/1-A		LB	320-9106-1	Nitrobenzene	8/30/2014	0.1	0.05	0.1	0.15	U	UG/L
	MB 320-51056/1-A		LB	320-9106-1	Nitroglycerin	8/30/2014	0.5	0.33	0.5	0.65	U	UG/L
	MB 320-51056/1-A		LB	320-9106-1	PETN	8/30/2014	0.5	0.3	0.5	0.65	U	UG/L
	MB 320-51056/1-A		LB	320-9106-1	RDX	8/30/2014	0.05	0.036	0.05	0.15	U	UG/L
	MB 320-51056/1-A		LB	320-9106-1	Tetryl	8/30/2014	0.1	0.05	0.1	0.15	U	UG/L
	MB 320-51411/1-A		LB	320-9174-1	1,3,5-Trinitrobenzene	9/6/2014	0.05	0.031	0.05	0.15	U	UG/L
	MB 320-51411/1-A		LB	320-9174-1	1,3-Dinitrobenzene	9/6/2014	0.1	0.05	0.1	0.15	U	UG/L
	MB 320-51411/1-A		LB	320-9174-1	2,4,6-Trinitrotoluene	9/6/2014	0.1	0.05	0.1	0.15	U	UG/L
	MB 320-51411/1-A		LB	320-9174-1	2,4-Dinitrotoluene	9/6/2014	0.1	0.05	0.1	0.13	U	UG/L
	MB 320-51411/1-A		LB	320-9174-1	2,6-Dinitrotoluene	9/6/2014	0.1	0.05	0.1	0.13	U	UG/L
	MB 320-51411/1-A		LB	320-9174-1	2-Amino-4,6-dinitrotoluene	9/6/2014	0.1	0.016	0.1	0.15	U	UG/L
	MB 320-51411/1-A		LB	320-9174-1	2-Nitrotoluene	9/6/2014	0.1	0.088	0.1	0.5	U	UG/L
	MB 320-51411/1-A		LB	320-9174-1	3-Nitrotoluene	9/6/2014	0.1	0.057	0.1	0.5	U	UG/L

Table 5. Trip and Method Blank Data Summary for Open Detonation Unit Incremental Soil Samples, Kirtland Air Force Base, August 2014

Method	Blank ID	Matrix	Blank Type*	SDG	Analyte	Analysis Date	Result	DL	LOD	LOQ	Flag	Units
SW8330B												
	MB 320-51411/1-A	WATER	LB	320-9174-1	4-Amino-2,6-dinitrotoluene	9/6/2014	0.1	0.05	0.1	0.15	U	UG/L
	MB 320-51411/1-A		LB	320-9174-1	4-Nitrotoluene	9/6/2014	0.1	0.088	0.1	0.5	U	UG/L
	MB 320-51411/1-A		LB	320-9174-1	HMX	9/6/2014	0.05	0.036	0.05	0.15	U	UG/L
	MB 320-51411/1-A		LB	320-9174-1	Nitrobenzene	9/6/2014	0.1	0.05	0.1	0.15	U	UG/L
	MB 320-51411/1-A		LB	320-9174-1	Nitroglycerin	9/6/2014	0.5	0.33	0.5	0.65	U	UG/L
	MB 320-51411/1-A		LB	320-9174-1	PETN	9/6/2014	0.5	0.3	0.5	0.65	U	UG/L
	MB 320-51411/1-A		LB	320-9174-1	RDX	9/6/2014	0.05	0.036	0.05	0.15	U	UG/L
	MB 320-51411/1-A		LB	320-9174-1	Tetryl	9/6/2014	0.1	0.05	0.1	0.15	U	UG/L
	MB 320-51462/1-A	SOIL	LB	320-9054-1	1,3,5-Trinitrobenzene	9/6/2014	0.05	0.01	0.05	0.25	U	MG/KG
	MB 320-51462/1-A		LB	320-9054-1	1,3-Dinitrobenzene	9/6/2014	0.05	0.0042	0.05	0.25	U	MG/KG
	MB 320-51462/1-A		LB	320-9054-1	2,4,6-Trinitrotoluene	9/6/2014	0.05	0.019	0.05	0.25	U	MG/KG
	MB 320-51462/1-A		LB	320-9054-1	2,4-Dinitrotoluene	9/6/2014	0.05	0.0053	0.05	0.25	U	MG/KG
	MB 320-51462/1-A		LB	320-9054-1	2,6-Dinitrotoluene	9/6/2014	0.05	0.0073	0.05	0.25	U	MG/KG
	MB 320-51462/1-A		LB	320-9054-1	2-Amino-4,6-dinitrotoluene	9/6/2014	0.05	0.013	0.05	0.25	U	MG/KG

Table 5. Trip and Method Blank Data Summary for Open Detonation Unit Incremental Soil Samples, Kirtland Air Force Base, August 2014

Method	Blank ID	Matrix	Blank Type*	SDG	Analyte	Analysis Date	Result	DL	LOD	LOQ	Flag	Units
SW8330B												
	MB 320-51462/1-A	SOIL	LB	320-9054-1	2-Nitrotoluene	9/6/2014	0.05	0.013	0.05	0.25	U	MG/KG
	MB 320-51462/1-A		LB	320-9054-1	3-Nitrotoluene	9/6/2014	0.05	0.016	0.05	0.25	U	MG/KG
	MB 320-51462/1-A		LB	320-9054-1	4-Amino-2,6-dinitrotoluene	9/6/2014	0.05	0.01	0.05	0.25	U	MG/KG
	MB 320-51462/1-A		LB	320-9054-1	4-Nitrotoluene	9/6/2014	0.05	0.018	0.05	0.25	U	MG/KG
	MB 320-51462/1-A		LB	320-9054-1	HMX	9/6/2014	0.05	0.012	0.05	0.25	U	MG/KG
	MB 320-51462/1-A		LB	320-9054-1	Nitrobenzene	9/6/2014	0.05	0.018	0.05	0.25	U	MG/KG
	MB 320-51462/1-A		LB	320-9054-1	Nitroglycerin	9/6/2014	0.25	0.015	0.25	0.5	U	MG/KG
	MB 320-51462/1-A		LB	320-9054-1	PETN	9/6/2014	0.25	0.025	0.25	0.5	U	MG/KG
	MB 320-51462/1-A		LB	320-9054-1	RDX	9/6/2014	0.05	0.012	0.05	0.25	U	MG/KG
	MB 320-51462/1-A		LB	320-9054-1	Tetryl	9/6/2014	0.05	0.01	0.05	0.25	U	MG/KG
	MB 320-51566/1-A		LB	320-9076-1	1,3,5-Trinitrobenzene	9/8/2014	0.05	0.01	0.05	0.25	U	MG/KG
	MB 320-51566/1-A		LB	320-9054-1	1,3,5-Trinitrobenzene	9/8/2014	0.05	0.01	0.05	0.25	U	MG/KG
	MB 320-51566/1-A		LB	320-9076-1	1,3-Dinitrobenzene	9/8/2014	0.05	0.0042	0.05	0.25	U	MG/KG
	MB 320-51566/1-A		LB	320-9054-1	1,3-Dinitrobenzene	9/8/2014	0.05	0.0042	0.05	0.25	U	MG/KG

Table 5. Trip and Method Blank Data Summary for Open Detonation Unit Incremental Soil Samples, Kirtland Air Force Base, August 2014

Method	Blank ID	Matrix	Blank Type*	SDG	Analyte	Analysis Date	Result	DL	LOD	LOQ	Flag	Units
SW8330B												
	MB 320-51566/1-A	SOIL	LB	320-9054-1	2,4,6-Trinitrotoluene	9/8/2014	0.05	0.019	0.05	0.25	U	MG/KG
	MB 320-51566/1-A		LB	320-9076-1	2,4,6-Trinitrotoluene	9/8/2014	0.05	0.019	0.05	0.25	U	MG/KG
	MB 320-51566/1-A		LB	320-9076-1	2,4-Dinitrotoluene	9/8/2014	0.05	0.0053	0.05	0.25	U	MG/KG
	MB 320-51566/1-A		LB	320-9054-1	2,4-Dinitrotoluene	9/8/2014	0.05	0.0053	0.05	0.25	U	MG/KG
	MB 320-51566/1-A		LB	320-9076-1	2,6-Dinitrotoluene	9/8/2014	0.05	0.0073	0.05	0.25	U	MG/KG
	MB 320-51566/1-A		LB	320-9054-1	2,6-Dinitrotoluene	9/8/2014	0.05	0.0073	0.05	0.25	U	MG/KG
	MB 320-51566/1-A		LB	320-9076-1	2-Amino-4,6-dinitrotoluene	9/8/2014	0.05	0.013	0.05	0.25	U	MG/KG
	MB 320-51566/1-A		LB	320-9054-1	2-Amino-4,6-dinitrotoluene	9/8/2014	0.05	0.013	0.05	0.25	U	MG/KG
	MB 320-51566/1-A		LB	320-9076-1	2-Nitrotoluene	9/8/2014	0.05	0.013	0.05	0.25	U	MG/KG
	MB 320-51566/1-A		LB	320-9054-1	2-Nitrotoluene	9/8/2014	0.05	0.013	0.05	0.25	U	MG/KG
	MB 320-51566/1-A		LB	320-9076-1	3-Nitrotoluene	9/8/2014	0.05	0.016	0.05	0.25	U	MG/KG
	MB 320-51566/1-A		LB	320-9054-1	3-Nitrotoluene	9/8/2014	0.05	0.016	0.05	0.25	U	MG/KG
	MB 320-51566/1-A		LB	320-9076-1	4-Amino-2,6-dinitrotoluene	9/8/2014	0.05	0.01	0.05	0.25	U	MG/KG
	MB 320-51566/1-A		LB	320-9054-1	4-Amino-2,6-dinitrotoluene	9/8/2014	0.05	0.01	0.05	0.25	U	MG/KG

Table 5. Trip and Method Blank Data Summary for Open Detonation Unit Incremental Soil Samples, Kirtland Air Force Base, August 2014

Method	Blank ID	Matrix	Blank Type*	SDG	Analyte	Analysis Date	Result	DL	LOD	LOQ	Flag	Units
SW8330B												
	MB 320-51566/1-A	SOIL	LB	320-9054-1	4-Nitrotoluene	9/8/2014	0.05	0.018	0.05	0.25	U	MG/KG
	MB 320-51566/1-A		LB	320-9076-1	4-Nitrotoluene	9/8/2014	0.05	0.018	0.05	0.25	U	MG/KG
	MB 320-51566/1-A		LB	320-9076-1	HMX	9/8/2014	0.05	0.012	0.05	0.25	U	MG/KG
	MB 320-51566/1-A		LB	320-9054-1	HMX	9/8/2014	0.05	0.012	0.05	0.25	U	MG/KG
	MB 320-51566/1-A		LB	320-9054-1	Nitrobenzene	9/8/2014	0.05	0.018	0.05	0.25	U	MG/KG
	MB 320-51566/1-A		LB	320-9076-1	Nitrobenzene	9/8/2014	0.05	0.018	0.05	0.25	U	MG/KG
	MB 320-51566/1-A		LB	320-9054-1	Nitroglycerin	9/8/2014	0.25	0.015	0.25	0.5	U	MG/KG
	MB 320-51566/1-A		LB	320-9076-1	Nitroglycerin	9/8/2014	0.25	0.015	0.25	0.5	U	MG/KG
	MB 320-51566/1-A		LB	320-9054-1	PETN	9/8/2014	0.25	0.025	0.25	0.5	U	MG/KG
	MB 320-51566/1-A		LB	320-9076-1	PETN	9/8/2014	0.25	0.025	0.25	0.5	U	MG/KG
	MB 320-51566/1-A		LB	320-9076-1	RDX	9/8/2014	0.05	0.012	0.05	0.25	U	MG/KG
	MB 320-51566/1-A		LB	320-9054-1	RDX	9/8/2014	0.05	0.012	0.05	0.25	U	MG/KG
	MB 320-51566/1-A		LB	320-9054-1	Tetryl	9/8/2014	0.05	0.01	0.05	0.25	U	MG/KG
	MB 320-51566/1-A		LB	320-9076-1	Tetryl	9/8/2014	0.05	0.01	0.05	0.25	U	MG/KG

Table 5. Trip and Method Blank Data Summary for Open Detonation Unit Incremental Soil Samples, Kirtland Air Force Base, August 2014

Method	Blank ID	Matrix	Blank Type*	SDG	Analyte	Analysis Date	Result	DL	LOD	LOQ	Flag	Units
SW8330B												
	MB 320-51804/1-A	SOIL	LB	320-9106-1	1,3,5-Trinitrobenzene	9/10/2014	0.05	0.01	0.05	0.25	U	MG/KG
	MB 320-51804/1-A		LB	320-9106-1	1,3-Dinitrobenzene	9/10/2014	0.05	0.0042	0.05	0.25	U	MG/KG
	MB 320-51804/1-A		LB	320-9106-1	2,4,6-Trinitrotoluene	9/10/2014	0.05	0.019	0.05	0.25	U	MG/KG
	MB 320-51804/1-A		LB	320-9106-1	2,4-Dinitrotoluene	9/10/2014	0.05	0.0053	0.05	0.25	U	MG/KG
	MB 320-51804/1-A		LB	320-9106-1	2,6-Dinitrotoluene	9/10/2014	0.05	0.0073	0.05	0.25	U	MG/KG
	MB 320-51804/1-A		LB	320-9106-1	2-Amino-4,6-dinitrotoluene	9/10/2014	0.05	0.013	0.05	0.25	U	MG/KG
	MB 320-51804/1-A		LB	320-9106-1	2-Nitrotoluene	9/10/2014	0.05	0.013	0.05	0.25	U	MG/KG
	MB 320-51804/1-A		LB	320-9106-1	3-Nitrotoluene	9/10/2014	0.05	0.016	0.05	0.25	U	MG/KG
	MB 320-51804/1-A		LB	320-9106-1	4-Amino-2,6-dinitrotoluene	9/10/2014	0.05	0.01	0.05	0.25	U	MG/KG
	MB 320-51804/1-A		LB	320-9106-1	4-Nitrotoluene	9/10/2014	0.05	0.018	0.05	0.25	U	MG/KG
	MB 320-51804/1-A		LB	320-9106-1	HMX	9/10/2014	0.05	0.012	0.05	0.25	U	MG/KG
	MB 320-51804/1-A		LB	320-9106-1	Nitrobenzene	9/10/2014	0.05	0.018	0.05	0.25	U	MG/KG
	MB 320-51804/1-A		LB	320-9106-1	Nitroglycerin	9/10/2014	0.25	0.015	0.25	0.5	U	MG/KG
	MB 320-51804/1-A		LB	320-9106-1	PETN	9/10/2014	0.25	0.025	0.25	0.5	U	MG/KG

Table 5. Trip and Method Blank Data Summary for Open Detonation Unit Incremental Soil Samples, Kirtland Air Force Base, August 2014

Method	Blank ID	Matrix	Blank Type*	SDG	Analyte	Analysis Date	Result	DL	LOD	LOQ	Flag	Units
SW8330B												
	MB 320-51804/1-A	SOIL	LB	320-9106-1	RDX	9/10/2014	0.05	0.012	0.05	0.25	U	MG/KG
	MB 320-51804/1-A		LB	320-9106-1	Tetryl	9/10/2014	0.05	0.01	0.05	0.25	U	MG/KG
	MB 320-51962/1-A		LB	320-9122-1	1,3,5-Trinitrobenzene	9/11/2014	0.05	0.01	0.05	0.25	U	MG/KG
	MB 320-51962/1-A		LB	320-9122-1	1,3-Dinitrobenzene	9/11/2014	0.05	0.0042	0.05	0.25	U	MG/KG
	MB 320-51962/1-A		LB	320-9122-1	2,4,6-Trinitrotoluene	9/11/2014	0.05	0.019	0.05	0.25	U	MG/KG
	MB 320-51962/1-A		LB	320-9122-1	2,4-Dinitrotoluene	9/11/2014	0.05	0.0053	0.05	0.25	U	MG/KG
	MB 320-51962/1-A		LB	320-9122-1	2,6-Dinitrotoluene	9/11/2014	0.05	0.0073	0.05	0.25	U	MG/KG
	MB 320-51962/1-A		LB	320-9122-1	2-Amino-4,6-dinitrotoluene	9/11/2014	0.05	0.013	0.05	0.25	U	MG/KG
	MB 320-51962/1-A		LB	320-9122-1	2-Nitrotoluene	9/11/2014	0.05	0.013	0.05	0.25	U	MG/KG
	MB 320-51962/1-A		LB	320-9122-1	3-Nitrotoluene	9/11/2014	0.05	0.016	0.05	0.25	U	MG/KG
	MB 320-51962/1-A		LB	320-9122-1	4-Amino-2,6-dinitrotoluene	9/11/2014	0.05	0.01	0.05	0.25	U	MG/KG
	MB 320-51962/1-A		LB	320-9122-1	4-Nitrotoluene	9/11/2014	0.05	0.018	0.05	0.25	U	MG/KG
	MB 320-51962/1-A		LB	320-9122-1	HMX	9/11/2014	0.05	0.012	0.05	0.25	U	MG/KG
	MB 320-51962/1-A		LB	320-9122-1	Nitrobenzene	9/11/2014	0.05	0.018	0.05	0.25	U	MG/KG

Table 5. Trip and Method Blank Data Summary for Open Detonation Unit Incremental Soil Samples, Kirtland Air Force Base, August 2014

Method	Blank ID	Matrix	Blank Type*	SDG	Analyte	Analysis Date	Result	DL	LOD	LOQ	Flag	Units
SW8330B												
	MB 320-51962/1-A	SOIL	LB	320-9122-1	Nitroglycerin	9/11/2014	0.25	0.015	0.25	0.5	U	MG/KG
	MB 320-51962/1-A		LB	320-9122-1	PETN	9/11/2014	0.25	0.025	0.25	0.5	U	MG/KG
	MB 320-51962/1-A		LB	320-9122-1	RDX	9/11/2014	0.05	0.012	0.05	0.25	U	MG/KG
	MB 320-51962/1-A		LB	320-9122-1	Tetryl	9/11/2014	0.05	0.01	0.05	0.25	U	MG/KG
	MB 320-52169/1-A		LB	320-9145-1	1,3,5-Trinitrobenzene	9/16/2014	0.05	0.01	0.05	0.25	U	MG/KG
	MB 320-52169/1-A		LB	320-9145-1	1,3-Dinitrobenzene	9/16/2014	0.05	0.0042	0.05	0.25	U	MG/KG
	MB 320-52169/1-A		LB	320-9145-1	2,4,6-Trinitrotoluene	9/16/2014	0.05	0.019	0.05	0.25	U	MG/KG
	MB 320-52169/1-A		LB	320-9145-1	2,4-Dinitrotoluene	9/16/2014	0.05	0.0053	0.05	0.25	U	MG/KG
	MB 320-52169/1-A		LB	320-9145-1	2,6-Dinitrotoluene	9/16/2014	0.05	0.0073	0.05	0.25	U	MG/KG
	MB 320-52169/1-A		LB	320-9145-1	2-Amino-4,6-dinitrotoluene	9/16/2014	0.05	0.013	0.05	0.25	U	MG/KG
	MB 320-52169/1-A		LB	320-9145-1	2-Nitrotoluene	9/16/2014	0.05	0.013	0.05	0.25	U	MG/KG
	MB 320-52169/1-A		LB	320-9145-1	3-Nitrotoluene	9/16/2014	0.05	0.016	0.05	0.25	U	MG/KG
	MB 320-52169/1-A		LB	320-9145-1	4-Amino-2,6-dinitrotoluene	9/16/2014	0.05	0.01	0.05	0.25	U	MG/KG
	MB 320-52169/1-A		LB	320-9145-1	4-Nitrotoluene	9/16/2014	0.05	0.018	0.05	0.25	U	MG/KG

Table 5. Trip and Method Blank Data Summary for Open Detonation Unit Incremental Soil Samples, Kirtland Air Force Base, August 2014

Method	Blank ID	Matrix	Blank Type*	SDG	Analyte	Analysis Date	Result	DL	LOD	LOQ	Flag	Units
SW8330B												
	MB 320-52169/1-A	SOIL	LB	320-9145-1	HMX	9/16/2014	0.05	0.012	0.05	0.25	U	MG/KG
	MB 320-52169/1-A		LB	320-9145-1	Nitrobenzene	9/16/2014	0.05	0.018	0.05	0.25	U	MG/KG
	MB 320-52169/1-A		LB	320-9145-1	Nitroglycerin	9/16/2014	0.25	0.015	0.25	0.5	U	MG/KG
	MB 320-52169/1-A		LB	320-9145-1	PETN	9/16/2014	0.25	0.025	0.25	0.5	U	MG/KG
	MB 320-52169/1-A		LB	320-9145-1	RDX	9/16/2014	0.05	0.012	0.05	0.25	U	MG/KG
	MB 320-52169/1-A		LB	320-9145-1	Tetryl	9/16/2014	0.05	0.01	0.05	0.25	U	MG/KG
	MB 320-52235/1-A		LB	320-9174-1	1,3,5-Trinitrobenzene	9/18/2014	0.05	0.01	0.05	0.25	U	MG/KG
	MB 320-52235/1-A		LB	320-9174-1	1,3-Dinitrobenzene	9/18/2014	0.05	0.0042	0.05	0.25	U	MG/KG
	MB 320-52235/1-A		LB	320-9174-1	2,4,6-Trinitrotoluene	9/18/2014	0.05	0.019	0.05	0.25	U	MG/KG
	MB 320-52235/1-A		LB	320-9174-1	2,4-Dinitrotoluene	9/18/2014	0.05	0.0053	0.05	0.25	U	MG/KG
	MB 320-52235/1-A		LB	320-9174-1	2,6-Dinitrotoluene	9/18/2014	0.05	0.0073	0.05	0.25	U	MG/KG
	MB 320-52235/1-A		LB	320-9174-1	2-Amino-4,6-dinitrotoluene	9/18/2014	0.05	0.013	0.05	0.25	U	MG/KG
	MB 320-52235/1-A		LB	320-9174-1	2-Nitrotoluene	9/18/2014	0.05	0.013	0.05	0.25	U	MG/KG
	MB 320-52235/1-A		LB	320-9174-1	3-Nitrotoluene	9/18/2014	0.05	0.016	0.05	0.25	U	MG/KG

Table 5. Trip and Method Blank Data Summary for Open Detonation Unit Incremental Soil Samples, Kirtland Air Force Base, August 2014

Method	Blank ID	Matrix	Blank Type*	SDG	Analyte	Analysis Date	Result	DL	LOD	LOQ	Flag	Units
SW8330B												
	MB 320-52235/1-A	SOIL	LB	320-9174-1	4-Amino-2,6-dinitrotoluene	9/18/2014	0.05	0.01	0.05	0.25	U	MG/KG
	MB 320-52235/1-A		LB	320-9174-1	4-Nitrotoluene	9/18/2014	0.05	0.018	0.05	0.25	U	MG/KG
	MB 320-52235/1-A		LB	320-9174-1	HMX	9/18/2014	0.05	0.012	0.05	0.25	U	MG/KG
	MB 320-52235/1-A		LB	320-9174-1	Nitrobenzene	9/18/2014	0.05	0.018	0.05	0.25	U	MG/KG
	MB 320-52235/1-A		LB	320-9174-1	Nitroglycerin	9/18/2014	0.25	0.015	0.25	0.5	U	MG/KG
	MB 320-52235/1-A		LB	320-9174-1	PETN	9/18/2014	0.25	0.025	0.25	0.5	U	MG/KG
	MB 320-52235/1-A		LB	320-9174-1	RDX	9/18/2014	0.05	0.012	0.05	0.25	U	MG/KG
	MB 320-52235/1-A		LB	320-9174-1	Tetryl	9/18/2014	0.05	0.01	0.05	0.25	U	MG/KG

*** Blank Type**

LB = Method Blank
EB = Equipment Blank
TB = Trip Blank

Qualifier Description
U = The analyte was analyzed for, but not detected. The associated numerical value is at or below the Limit of Detection (LOD).
J = The analyte was positively identified but the associated numerical value is below the Limit of Quantitation (LOQ).

Table 6. Laboratory Control Samples Data Summary for Open Detonation Unit Incremental Soil Samples, Kirtland Air Force Base, August 2014

Method	LabSample ID	Matrix	SDG	Analyte	% Recovery	Lower Control Limit	Upper Control Limit
SW6020							
	LCS 320-51026/2-A	SOIL	320-9054-1	Antimony	102	80	120
	LCS 320-51026/2-A		320-9054-1	Arsenic	109	80	120
	LCS 320-51026/2-A		320-9054-1	Barium	100	80	120
	LCS 320-51026/2-A		320-9054-1	Beryllium	110	80	120
	LCS 320-51026/2-A		320-9054-1	Cadmium	107	80	120
	LCS 320-51026/2-A		320-9054-1	Chromium	93	80	120
	LCS 320-51026/2-A		320-9054-1	Cobalt	98	80	120
	LCS 320-51026/2-A		320-9054-1	Copper	102	80	120
	LCS 320-51026/2-A		320-9054-1	Lead	103	80	120
	LCS 320-51026/2-A		320-9054-1	Nickel	101	80	120
	LCS 320-51026/2-A		320-9054-1	Selenium	114	80	120
	LCS 320-51026/2-A		320-9054-1	Silver	101	80	120
	LCS 320-51026/2-A		320-9054-1	Thallium	104	80	120
	LCS 320-51026/2-A		320-9054-1	Tin	98	80	120
	LCS 320-51026/2-A		320-9054-1	Vanadium	99	80	120
	LCS 320-51026/2-A		320-9054-1	Zinc	108	80	120
	LCS 320-51537/2-A	WATER	320-9106-1	Antimony	98	80	120
	LCS 320-51537/2-A		320-9174-1	Antimony	98	80	120
	LCS 320-51537/2-A		320-9106-1	Arsenic	83	80	120
	LCS 320-51537/2-A		320-9174-1	Arsenic	83	80	120
	LCS 320-51537/2-A		320-9106-1	Barium	98	80	120
	LCS 320-51537/2-A		320-9174-1	Barium	98	80	120
	LCS 320-51537/2-A		320-9174-1	Beryllium	99	80	120
	LCS 320-51537/2-A		320-9106-1	Beryllium	99	80	120
	LCS 320-51537/2-A		320-9174-1	Cadmium	99	80	120
	LCS 320-51537/2-A		320-9106-1	Cadmium	99	80	120
	LCS 320-51537/2-A		320-9174-1	Chromium	101	80	120
	LCS 320-51537/2-A		320-9106-1	Chromium	101	80	120
	LCS 320-51537/2-A		320-9106-1	Cobalt	102	80	120
	LCS 320-51537/2-A		320-9174-1	Cobalt	102	80	120
	LCS 320-51537/2-A		320-9106-1	Copper	101	80	120
	LCS 320-51537/2-A		320-9174-1	Copper	101	80	120
	LCS 320-51537/2-A		320-9174-1	Lead	102	80	120
	LCS 320-51537/2-A		320-9106-1	Lead	102	80	120

Table 6. Laboratory Control Samples Data Summary for Open Detonation Unit Incremental Soil Samples, Kirtland Air Force Base, August 2014

Method	LabSample ID	Matrix	SDG	Analyte	% Recovery	Lower Control Limit	Upper Control Limit
SW6020							
	LCS 320-51537/2-A	WATER	320-9174-1	Nickel	103	80	120
	LCS 320-51537/2-A		320-9106-1	Nickel	103	80	120
	LCS 320-51537/2-A		320-9106-1	Selenium	89	80	120
	LCS 320-51537/2-A		320-9174-1	Selenium	89	80	120
	LCS 320-51537/2-A		320-9106-1	Silver	101	80	120
	LCS 320-51537/2-A		320-9174-1	Silver	101	80	120
	LCS 320-51537/2-A		320-9174-1	Thallium	97	80	120
	LCS 320-51537/2-A		320-9106-1	Thallium	97	80	120
	LCS 320-51537/2-A		320-9106-1	Tin	99	80	120
	LCS 320-51537/2-A		320-9174-1	Tin	99	80	120
	LCS 320-51537/2-A		320-9106-1	Vanadium	102	80	120
	LCS 320-51537/2-A		320-9174-1	Vanadium	102	80	120
	LCS 320-51537/2-A		320-9106-1	Zinc	83	80	120
	LCS 320-51537/2-A		320-9174-1	Zinc	83	80	120
	LCS 320-51971/2-A	SOIL	320-9076-1	Antimony	100	80	120
	LCS 320-51971/2-A		320-9106-1	Antimony	100	80	120
	LCS 320-51971/2-A		320-9106-1	Arsenic	102	80	120
	LCS 320-51971/2-A		320-9076-1	Arsenic	102	80	120
	LCS 320-51971/2-A		320-9106-1	Barium	101	80	120
	LCS 320-51971/2-A		320-9076-1	Barium	101	80	120
	LCS 320-51971/2-A		320-9076-1	Beryllium	95	80	120
	LCS 320-51971/2-A		320-9106-1	Beryllium	95	80	120
	LCS 320-51971/2-A		320-9106-1	Cadmium	100	80	120
	LCS 320-51971/2-A		320-9076-1	Cadmium	100	80	120
	LCS 320-51971/2-A		320-9106-1	Chromium	99	80	120
	LCS 320-51971/2-A		320-9076-1	Chromium	99	80	120
	LCS 320-51971/2-A		320-9076-1	Cobalt	98	80	120
	LCS 320-51971/2-A		320-9106-1	Cobalt	98	80	120
	LCS 320-51971/2-A		320-9076-1	Copper	99	80	120
	LCS 320-51971/2-A		320-9106-1	Copper	99	80	120
	LCS 320-51971/2-A		320-9076-1	Lead	107	80	120
	LCS 320-51971/2-A		320-9106-1	Lead	107	80	120
	LCS 320-51971/2-A		320-9106-1	Nickel	99	80	120
	LCS 320-51971/2-A		320-9076-1	Nickel	99	80	120

Table 6. Laboratory Control Samples Data Summary for Open Detonation Unit Incremental Soil Samples, Kirtland Air Force Base, August 2014

Method	LabSample ID	Matrix	SDG	Analyte	% Recovery	Lower Control Limit	Upper Control Limit
SW6020							
	LCS 320-51971/2-A	SOIL	320-9106-1	Selenium	102	80	120
	LCS 320-51971/2-A		320-9076-1	Selenium	102	80	120
	LCS 320-51971/2-A		320-9106-1	Silver	100	80	120
	LCS 320-51971/2-A		320-9076-1	Silver	100	80	120
	LCS 320-51971/2-A		320-9106-1	Thallium	103	80	120
	LCS 320-51971/2-A		320-9076-1	Thallium	103	80	120
	LCS 320-51971/2-A		320-9106-1	Tin	101	80	120
	LCS 320-51971/2-A		320-9076-1	Tin	101	80	120
	LCS 320-51971/2-A		320-9076-1	Vanadium	98	80	120
	LCS 320-51971/2-A		320-9106-1	Vanadium	98	80	120
	LCS 320-51971/2-A		320-9106-1	Zinc	105	80	120
	LCS 320-51971/2-A		320-9076-1	Zinc	105	80	120
	LCS 320-52072/2-A		320-9122-1	Antimony	97	80	120
	LCS 320-52072/2-A		320-9122-1	Arsenic	99	80	120
	LCS 320-52072/2-A		320-9122-1	Barium	104	80	120
	LCS 320-52072/2-A		320-9122-1	Beryllium	97	80	120
	LCS 320-52072/2-A		320-9122-1	Cadmium	103	80	120
	LCS 320-52072/2-A		320-9122-1	Chromium	101	80	120
	LCS 320-52072/2-A		320-9122-1	Cobalt	102	80	120
	LCS 320-52072/2-A		320-9122-1	Copper	102	80	120
	LCS 320-52072/2-A		320-9122-1	Lead	111	80	120
	LCS 320-52072/2-A		320-9122-1	Nickel	103	80	120
	LCS 320-52072/2-A		320-9122-1	Selenium	100	80	120
	LCS 320-52072/2-A		320-9122-1	Silver	103	80	120
	LCS 320-52072/2-A		320-9122-1	Thallium	105	80	120
	LCS 320-52072/2-A		320-9122-1	Tin	100	80	120
	LCS 320-52072/2-A		320-9122-1	Vanadium	101	80	120
	LCS 320-52072/2-A		320-9122-1	Zinc	102	80	120
	LCS 320-52184/2-A		320-9122-1	Antimony	97	80	120
	LCS 320-52184/2-A		320-9122-1	Arsenic	97	80	120
	LCS 320-52184/2-A		320-9122-1	Barium	99	80	120
	LCS 320-52184/2-A		320-9122-1	Beryllium	95	80	120
	LCS 320-52184/2-A		320-9122-1	Cadmium	96	80	120
	LCS 320-52184/2-A		320-9122-1	Chromium	99	80	120

Table 6. Laboratory Control Samples Data Summary for Open Detonation Unit Incremental Soil Samples, Kirtland Air Force Base, August 2014

Method	LabSample ID	Matrix	SDG	Analyte	% Recovery	Lower Control Limit	Upper Control Limit
SW6020							
	LCS 320-52184/2-A	SOIL	320-9122-1	Cobalt	100	80	120
	LCS 320-52184/2-A		320-9122-1	Copper	98	80	120
	LCS 320-52184/2-A		320-9122-1	Lead	108	80	120
	LCS 320-52184/2-A		320-9122-1	Nickel	99	80	120
	LCS 320-52184/2-A		320-9122-1	Selenium	92	80	120
	LCS 320-52184/2-A		320-9122-1	Silver	98	80	120
	LCS 320-52184/2-A		320-9122-1	Thallium	102	80	120
	LCS 320-52184/2-A		320-9122-1	Tin	99	80	120
	LCS 320-52184/2-A		320-9122-1	Vanadium	97	80	120
	LCS 320-52184/2-A		320-9122-1	Zinc	98	80	120
	LCS 320-52553/2-A		320-9174-1	Antimony	98	80	120
	LCS 320-52553/2-A		320-9145-1	Antimony	98	80	120
	LCS 320-52553/2-A		320-9174-1	Arsenic	101	80	120
	LCS 320-52553/2-A		320-9145-1	Arsenic	101	80	120
	LCS 320-52553/2-A		320-9145-1	Barium	101	80	120
	LCS 320-52553/2-A		320-9174-1	Barium	101	80	120
	LCS 320-52553/2-A		320-9174-1	Beryllium	101	80	120
	LCS 320-52553/2-A		320-9145-1	Beryllium	101	80	120
	LCS 320-52553/2-A		320-9174-1	Cadmium	98	80	120
	LCS 320-52553/2-A		320-9145-1	Cadmium	98	80	120
	LCS 320-52553/2-A		320-9145-1	Chromium	102	80	120
	LCS 320-52553/2-A		320-9174-1	Chromium	102	80	120
	LCS 320-52553/2-A		320-9174-1	Cobalt	103	80	120
	LCS 320-52553/2-A		320-9145-1	Cobalt	103	80	120
	LCS 320-52553/2-A		320-9174-1	Copper	102	80	120
	LCS 320-52553/2-A		320-9145-1	Copper	102	80	120
	LCS 320-52553/2-A		320-9174-1	Lead	103	80	120
	LCS 320-52553/2-A		320-9145-1	Lead	103	80	120
	LCS 320-52553/2-A		320-9174-1	Nickel	102	80	120
	LCS 320-52553/2-A		320-9145-1	Nickel	102	80	120
	LCS 320-52553/2-A		320-9174-1	Selenium	102	80	120
	LCS 320-52553/2-A		320-9145-1	Selenium	102	80	120
	LCS 320-52553/2-A		320-9174-1	Silver	99	80	120
	LCS 320-52553/2-A		320-9145-1	Silver	99	80	120

Table 6. Laboratory Control Samples Data Summary for Open Detonation Unit Incremental Soil Samples, Kirtland Air Force Base, August 2014

Method	LabSample ID	Matrix	SDG	Analyte	% Recovery	Lower Control Limit	Upper Control Limit
SW6020							
	LCS 320-52553/2-A	SOIL	320-9174-1	Thallium	101	80	120
	LCS 320-52553/2-A		320-9145-1	Thallium	101	80	120
	LCS 320-52553/2-A		320-9145-1	Tin	100	80	120
	LCS 320-52553/2-A		320-9174-1	Tin	100	80	120
	LCS 320-52553/2-A		320-9174-1	Vanadium	101	80	120
	LCS 320-52553/2-A		320-9145-1	Vanadium	101	80	120
	LCS 320-52553/2-A		320-9174-1	Zinc	107	80	120
	LCS 320-52553/2-A		320-9145-1	Zinc	107	80	120
	LCS 320-52667/2-A		320-9174-1	Antimony	99	80	120
	LCS 320-52667/2-A		320-9174-1	Arsenic	103	80	120
	LCS 320-52667/2-A		320-9174-1	Barium	102	80	120
	LCS 320-52667/2-A		320-9174-1	Beryllium	98	80	120
	LCS 320-52667/2-A		320-9174-1	Cadmium	100	80	120
	LCS 320-52667/2-A		320-9174-1	Chromium	104	80	120
	LCS 320-52667/2-A		320-9174-1	Cobalt	103	80	120
	LCS 320-52667/2-A		320-9174-1	Copper	103	80	120
	LCS 320-52667/2-A		320-9174-1	Lead	105	80	120
	LCS 320-52667/2-A		320-9174-1	Nickel	103	80	120
	LCS 320-52667/2-A		320-9174-1	Selenium	102	80	120
	LCS 320-52667/2-A		320-9174-1	Silver	102	80	120
	LCS 320-52667/2-A		320-9174-1	Thallium	102	80	120
	LCS 320-52667/2-A		320-9174-1	Tin	102	80	120
	LCS 320-52667/2-A		320-9174-1	Vanadium	102	80	120
	LCS 320-52667/2-A		320-9174-1	Zinc	109	80	120
SW6850							
	LCS 320-51090/2-A	WATER	320-9106-1	Perchlorate	92	80	120
	LCS 320-51300/2-A		320-9174-1	Perchlorate	91	80	120
	LCS 320-51393/2-A	SOIL	320-9054-1	Perchlorate	97	80	120
	LCS 320-51865/2-A		320-9076-1	Perchlorate	99	80	120
	LCS 320-51865/2-A		320-9106-1	Perchlorate	99	80	120
	LCS 320-52127/2-A		320-9122-1	Perchlorate	91	80	120
	LCS 320-52603/2-A		320-9145-1	Perchlorate	93	80	120
	LCS 320-52666/2-A		320-9174-1	Perchlorate	93	80	120
SW7470A							
	LCS 320-51781/12-A	WATER	320-9174-1	Mercury	102	80	120

Table 6. Laboratory Control Samples Data Summary for Open Detonation Unit Incremental Soil Samples, Kirtland Air Force Base, August 2014

Method	LabSample ID	Matrix	SDG	Analyte	% Recovery	Lower Control Limit	Upper Control Limit
SW7470A							
	LCS 320-51781/12-A	WATER	320-9106-1	Mercury	102	80	120
	LCSD 320-51781/13-A		320-9106-1	Mercury	96	80	120
	LCSD 320-51781/13-A		320-9174-1	Mercury	96	80	120
SW7471							
	LCS 320-51426/12-A	SOIL	320-9054-1	Mercury	96	80	120
	LCS 320-51945/12-A		320-9106-1	Mercury	104	80	120
	LCS 320-51945/12-A		320-9076-1	Mercury	104	80	120
	LCS 320-52196/12-A		320-9122-1	Mercury	97	80	120
	LCS 320-52694/12-A		320-9145-1	Mercury	101	80	120
	LCS 320-53027/12-A		320-9174-1	Mercury	99	80	120
SW8330B							
	LCS 320-51056/2-A	WATER	320-9106-1	1,3,5-Trinitrobenzene	102	65	140
	LCS 320-51056/2-A		320-9106-1	1,3-Dinitrobenzene	104	45	160
	LCS 320-51056/2-A		320-9106-1	2,4,6-Trinitrotoluene	93	50	145
	LCS 320-51056/2-A		320-9106-1	2,4-Dinitrotoluene	96	60	135
	LCS 320-51056/2-A		320-9106-1	2,6-Dinitrotoluene	95	60	135
	LCS 320-51056/2-A		320-9106-1	2-Amino-4,6-dinitrotoluene	95	50	155
	LCS 320-51056/2-A		320-9106-1	2-Nitrotoluene	93	45	135
	LCS 320-51056/2-A		320-9106-1	3-Nitrotoluene	91	50	130
	LCS 320-51056/2-A		320-9106-1	4-Amino-2,6-dinitrotoluene	93	55	155
	LCS 320-51056/2-A		320-9106-1	4-Nitrotoluene	93	50	130
	LCS 320-51056/2-A		320-9106-1	HMX	98	80	115
	LCS 320-51056/2-A		320-9106-1	Nitrobenzene	103	50	140
	LCS 320-51056/2-A		320-9106-1	Nitroglycerin	86	85	115
	LCS 320-51056/2-A		320-9106-1	PETN	85	81	117
	LCS 320-51056/2-A		320-9106-1	RDX	107	50	160
	LCS 320-51056/2-A		320-9106-1	Tetryl	91	20	175
	LCS 320-51411/2-A		320-9174-1	1,3,5-Trinitrobenzene	106	65	140
	LCS 320-51411/2-A		320-9174-1	1,3-Dinitrobenzene	108	45	160
	LCS 320-51411/2-A		320-9174-1	2,4,6-Trinitrotoluene	98	50	145
	LCS 320-51411/2-A		320-9174-1	2,4-Dinitrotoluene	102	60	135
	LCS 320-51411/2-A		320-9174-1	2,6-Dinitrotoluene	101	60	135
	LCS 320-51411/2-A		320-9174-1	2-Amino-4,6-dinitrotoluene	104	50	155
	LCS 320-51411/2-A		320-9174-1	2-Nitrotoluene	100	45	135
	LCS 320-51411/2-A		320-9174-1	3-Nitrotoluene	99	50	130

Table 6. Laboratory Control Samples Data Summary for Open Detonation Unit Incremental Soil Samples, Kirtland Air Force Base, August 2014

Method	LabSample ID	Matrix	SDG	Analyte	% Recovery	Lower Control Limit	Upper Control Limit
SW8330B							
	LCS 320-51411/2-A	WATER	320-9174-1	4-Amino-2,6-dinitrotoluene	102	55	155
	LCS 320-51411/2-A		320-9174-1	4-Nitrotoluene	100	50	130
	LCS 320-51411/2-A		320-9174-1	HMX	101	80	115
	LCS 320-51411/2-A		320-9174-1	Nitrobenzene	107	50	140
	LCS 320-51411/2-A		320-9174-1	Nitroglycerin	91	85	115
	LCS 320-51411/2-A		320-9174-1	PETN	91	81	117
	LCS 320-51411/2-A		320-9174-1	RDX	109	50	160
	LCS 320-51411/2-A		320-9174-1	Tetryl	97	20	175
	LCS 320-51462/3-A	SOIL	320-9054-1	1,3,5-Trinitrobenzene	99	81	121
	LCS 320-51462/3-A		320-9054-1	1,3-Dinitrobenzene	99	81	121
	LCS 320-51462/3-A		320-9054-1	2,4,6-Trinitrotoluene	95	65	105
	LCS 320-51462/3-A		320-9054-1	2,4-Dinitrotoluene	98	79	119
	LCS 320-51462/3-A		320-9054-1	2,6-Dinitrotoluene	97	79	119
	LCS 320-51462/3-A		320-9054-1	2-Amino-4,6-dinitrotoluene	99	79	119
	LCS 320-51462/3-A		320-9054-1	2-Nitrotoluene	98	78	118
	LCS 320-51462/3-A		320-9054-1	3-Nitrotoluene	97	77	117
	LCS 320-51462/3-A		320-9054-1	4-Amino-2,6-dinitrotoluene	100	81	121
	LCS 320-51462/3-A		320-9054-1	4-Nitrotoluene	96	78	118
	LCS 320-51462/3-A		320-9054-1	HMX	98	80	120
	LCS 320-51462/3-A		320-9054-1	Nitrobenzene	100	80	120
	LCS 320-51462/3-A		320-9054-1	Nitroglycerin	89	76	116
	LCS 320-51462/3-A		320-9054-1	PETN	89	76	116
	LCS 320-51462/3-A		320-9054-1	RDX	98	82	122
	LCS 320-51462/3-A		320-9054-1	Tetryl	94	63	120
	LCS 320-51566/2-A		320-9054-1	1,3,5-Trinitrobenzene	99	81	121
	LCS 320-51566/2-A		320-9076-1	1,3,5-Trinitrobenzene	99	81	121
	LCS 320-51566/2-A		320-9076-1	1,3-Dinitrobenzene	99	81	121
	LCS 320-51566/2-A		320-9054-1	1,3-Dinitrobenzene	99	81	121
	LCS 320-51566/2-A		320-9076-1	2,4,6-Trinitrotoluene	94	65	105
	LCS 320-51566/2-A		320-9054-1	2,4,6-Trinitrotoluene	94	65	105
	LCS 320-51566/2-A		320-9076-1	2,4-Dinitrotoluene	97	79	119
	LCS 320-51566/2-A		320-9054-1	2,4-Dinitrotoluene	97	79	119
	LCS 320-51566/2-A		320-9076-1	2,6-Dinitrotoluene	97	79	119
	LCS 320-51566/2-A		320-9054-1	2,6-Dinitrotoluene	97	79	119

Table 6. Laboratory Control Samples Data Summary for Open Detonation Unit Incremental Soil Samples, Kirtland Air Force Base, August 2014

Method	LabSample ID	Matrix	SDG	Analyte	% Recovery	Lower Control Limit	Upper Control Limit
SW8330B							
	LCS 320-51566/2-A	SOIL	320-9054-1	2-Amino-4,6-dinitrotoluene	98	79	119
	LCS 320-51566/2-A		320-9076-1	2-Amino-4,6-dinitrotoluene	98	79	119
	LCS 320-51566/2-A		320-9054-1	2-Nitrotoluene	97	78	118
	LCS 320-51566/2-A		320-9076-1	2-Nitrotoluene	97	78	118
	LCS 320-51566/2-A		320-9054-1	3-Nitrotoluene	97	77	117
	LCS 320-51566/2-A		320-9076-1	3-Nitrotoluene	97	77	117
	LCS 320-51566/2-A		320-9054-1	4-Amino-2,6-dinitrotoluene	99	81	121
	LCS 320-51566/2-A		320-9076-1	4-Amino-2,6-dinitrotoluene	99	81	121
	LCS 320-51566/2-A		320-9054-1	4-Nitrotoluene	96	78	118
	LCS 320-51566/2-A		320-9076-1	4-Nitrotoluene	96	78	118
	LCS 320-51566/2-A		320-9076-1	HMX	97	80	120
	LCS 320-51566/2-A		320-9054-1	HMX	97	80	120
	LCS 320-51566/2-A		320-9076-1	Nitrobenzene	100	80	120
	LCS 320-51566/2-A		320-9054-1	Nitrobenzene	100	80	120
	LCS 320-51566/2-A		320-9054-1	Nitroglycerin	89	76	116
	LCS 320-51566/2-A		320-9076-1	Nitroglycerin	89	76	116
	LCS 320-51566/2-A		320-9076-1	PETN	89	76	116
	LCS 320-51566/2-A		320-9054-1	PETN	89	76	116
	LCS 320-51566/2-A		320-9076-1	RDX	99	82	122
	LCS 320-51566/2-A		320-9054-1	RDX	99	82	122
	LCS 320-51566/2-A		320-9076-1	Tetryl	93	63	120
	LCS 320-51566/2-A		320-9054-1	Tetryl	93	63	120
	LCS 320-51804/2-A		320-9106-1	1,3,5-Trinitrobenzene	101	81	121
	LCS 320-51804/2-A		320-9106-1	1,3-Dinitrobenzene	101	81	121
	LCS 320-51804/2-A		320-9106-1	2,4,6-Trinitrotoluene	96	65	105
	LCS 320-51804/2-A		320-9106-1	2,4-Dinitrotoluene	99	79	119
	LCS 320-51804/2-A		320-9106-1	2,6-Dinitrotoluene	99	79	119
	LCS 320-51804/2-A		320-9106-1	2-Amino-4,6-dinitrotoluene	101	79	119
	LCS 320-51804/2-A		320-9106-1	2-Nitrotoluene	99	78	118
	LCS 320-51804/2-A		320-9106-1	3-Nitrotoluene	99	77	117
	LCS 320-51804/2-A		320-9106-1	4-Amino-2,6-dinitrotoluene	102	81	121
	LCS 320-51804/2-A		320-9106-1	4-Nitrotoluene	99	78	118
	LCS 320-51804/2-A		320-9106-1	HMX	100	80	120
	LCS 320-51804/2-A		320-9106-1	Nitrobenzene	101	80	120

Table 6. Laboratory Control Samples Data Summary for Open Detonation Unit Incremental Soil Samples, Kirtland Air Force Base, August 2014

Method	LabSample ID	Matrix	SDG	Analyte	% Recovery	Lower Control Limit	Upper Control Limit
SW8330B							
	LCS 320-51804/2-A	SOIL	320-9106-1	Nitroglycerin	89	76	116
	LCS 320-51804/2-A		320-9106-1	PETN	90	76	116
	LCS 320-51804/2-A		320-9106-1	RDX	100	82	122
	LCS 320-51804/2-A		320-9106-1	Tetryl	95	63	120
	LCS 320-51962/2-A		320-9122-1	1,3,5-Trinitrobenzene	101	81	121
	LCS 320-51962/2-A		320-9122-1	1,3-Dinitrobenzene	100	81	121
	LCS 320-51962/2-A		320-9122-1	2,4,6-Trinitrotoluene	95	65	105
	LCS 320-51962/2-A		320-9122-1	2,4-Dinitrotoluene	98	79	119
	LCS 320-51962/2-A		320-9122-1	2,6-Dinitrotoluene	98	79	119
	LCS 320-51962/2-A		320-9122-1	2-Amino-4,6-dinitrotoluene	100	79	119
	LCS 320-51962/2-A		320-9122-1	2-Nitrotoluene	97	78	118
	LCS 320-51962/2-A		320-9122-1	3-Nitrotoluene	97	77	117
	LCS 320-51962/2-A		320-9122-1	4-Amino-2,6-dinitrotoluene	101	81	121
	LCS 320-51962/2-A		320-9122-1	4-Nitrotoluene	97	78	118
	LCS 320-51962/2-A		320-9122-1	HMX	100	80	120
	LCS 320-51962/2-A		320-9122-1	Nitrobenzene	100	80	120
	LCS 320-51962/2-A		320-9122-1	Nitroglycerin	90	76	116
	LCS 320-51962/2-A		320-9122-1	PETN	91	76	116
	LCS 320-51962/2-A		320-9122-1	RDX	101	82	122
	LCS 320-51962/2-A		320-9122-1	Tetryl	94	63	120
	LCS 320-52169/4-A		320-9145-1	1,3,5-Trinitrobenzene	102	81	121
	LCS 320-52169/4-A		320-9145-1	1,3-Dinitrobenzene	101	81	121
	LCS 320-52169/4-A		320-9145-1	2,4,6-Trinitrotoluene	96	65	105
	LCS 320-52169/4-A		320-9145-1	2,4-Dinitrotoluene	100	79	119
	LCS 320-52169/4-A		320-9145-1	2,6-Dinitrotoluene	99	79	119
	LCS 320-52169/4-A		320-9145-1	2-Amino-4,6-dinitrotoluene	101	79	119
	LCS 320-52169/4-A		320-9145-1	2-Nitrotoluene	99	78	118
	LCS 320-52169/4-A		320-9145-1	3-Nitrotoluene	99	77	117
	LCS 320-52169/4-A		320-9145-1	4-Amino-2,6-dinitrotoluene	102	81	121
	LCS 320-52169/4-A		320-9145-1	4-Nitrotoluene	99	78	118
	LCS 320-52169/4-A		320-9145-1	HMX	102	80	120
	LCS 320-52169/4-A		320-9145-1	Nitrobenzene	102	80	120
	LCS 320-52169/4-A		320-9145-1	Nitroglycerin	92	76	116
	LCS 320-52169/4-A		320-9145-1	PETN	95	76	116

Table 6. Laboratory Control Samples Data Summary for Open Detonation Unit Incremental Soil Samples, Kirtland Air Force Base, August 2014

Method	LabSample ID	Matrix	SDG	Analyte	% Recovery	Lower Control Limit	Upper Control Limit
SW8330B							
	LCS 320-52169/4-A	SOIL	320-9145-1	RDX	101	82	122
	LCS 320-52169/4-A		320-9145-1	Tetryl	96	63	120
	LCS 320-52235/4-A		320-9174-1	1,3,5-Trinitrobenzene	102	81	121
	LCS 320-52235/4-A		320-9174-1	1,3-Dinitrobenzene	102	81	121
	LCS 320-52235/4-A		320-9174-1	2,4,6-Trinitrotoluene	96	65	105
	LCS 320-52235/4-A		320-9174-1	2,4-Dinitrotoluene	99	79	119
	LCS 320-52235/4-A		320-9174-1	2,6-Dinitrotoluene	99	79	119
	LCS 320-52235/4-A		320-9174-1	2-Amino-4,6-dinitrotoluene	101	79	119
	LCS 320-52235/4-A		320-9174-1	2-Nitrotoluene	100	78	118
	LCS 320-52235/4-A		320-9174-1	3-Nitrotoluene	99	77	117
	LCS 320-52235/4-A		320-9174-1	4-Amino-2,6-dinitrotoluene	102	81	121
	LCS 320-52235/4-A		320-9174-1	4-Nitrotoluene	99	78	118
	LCS 320-52235/4-A		320-9174-1	HMX	102	80	120
	LCS 320-52235/4-A		320-9174-1	Nitrobenzene	102	80	120
	LCS 320-52235/4-A		320-9174-1	Nitroglycerin	90	76	116
	LCS 320-52235/4-A		320-9174-1	PETN	92	76	116
	LCS 320-52235/4-A		320-9174-1	RDX	102	82	122
	LCS 320-52235/4-A		320-9174-1	Tetryl	96	63	120

Bold formatting indicates recoveries below the lower control limit or above the upper control limit.

Table 7. Laboratory Control Samples Reference Material Data Summary for Open Detonation Unit Incremental Soil Samples, Kirtland Air Force Base, August 2014

Method	Lab Sample ID	SDG	Analyte	% Recovery	Lower Control Limit	Upper Control Limit
SW8330B	LCSSRM 320-51566/5-A	320-9076-1	2,4-Dinitrotoluene	90	69	137
	LCSSRM 320-51566/5-A	320-9076-1	2-Amino-4,6-dinitrotoluene	85	56	108
	LCSSRM 320-51566/5-A	320-9076-1	4-Amino-2,6-dinitrotoluene	72	46	98
	LCSSRM 320-51566/5-A	320-9076-1	1,3-Dinitrobenzene	101	69	116
	LCSSRM 320-51566/5-A	320-9076-1	2,6-Dinitrotoluene	92	60	121
	LCSSRM 320-51566/5-A	320-9076-1	HMX	91	59	131
	LCSSRM 320-51566/5-A	320-9076-1	Nitrobenzene	80	58	119
	LCSSRM 320-51566/5-A	320-9076-1	Nitroglycerin	86	60	115
	LCSSRM 320-51566/5-A	320-9076-1	2-Nitrotoluene	81	67	117
	LCSSRM 320-51566/5-A	320-9076-1	3-Nitrotoluene	84	69	124
	LCSSRM 320-51566/5-A	320-9076-1	4-Nitrotoluene	82	63	123
	LCSSRM 320-51566/5-A	320-9076-1	PETN	92	60	115
	LCSSRM 320-51566/5-A	320-9076-1	RDX	75	62	123
	LCSSRM 320-51566/5-A	320-9076-1	1,3,5-Trinitrobenzene	86	58	116
	LCSSRM 320-51566/5-A	320-9076-1	2,4,6-Trinitrotoluene	88	69	120
	LCSSRM 320-51804/5-A	320-9106-1	2-Amino-4,6-dinitrotoluene	85	56	108
	LCSSRM 320-51804/5-A	320-9106-1	4-Amino-2,6-dinitrotoluene	70	46	98
	LCSSRM 320-51804/5-A	320-9106-1	1,3-Dinitrobenzene	102	69	116
	LCSSRM 320-51804/5-A	320-9106-1	2,4-Dinitrotoluene	91	69	137
	LCSSRM 320-51804/5-A	320-9106-1	2,6-Dinitrotoluene	94	60	121
	LCSSRM 320-51804/5-A	320-9106-1	HMX	93	59	131
	LCSSRM 320-51804/5-A	320-9106-1	Nitrobenzene	80	58	119
	LCSSRM 320-51804/5-A	320-9106-1	Nitroglycerin	84	60	115
	LCSSRM 320-51804/5-A	320-9106-1	2-Nitrotoluene	81	67	117
	LCSSRM 320-51804/5-A	320-9106-1	3-Nitrotoluene	86	69	124
	LCSSRM 320-51804/5-A	320-9106-1	4-Nitrotoluene	83	63	123
	LCSSRM 320-51804/5-A	320-9106-1	PETN	92	60	115
	LCSSRM 320-51804/5-A	320-9106-1	RDX	75	62	123
	LCSSRM 320-51804/5-A	320-9106-1	1,3,5-Trinitrobenzene	87	58	116
	LCSSRM 320-51804/5-A	320-9106-1	2,4,6-Trinitrotoluene	89	69	120

Table 7. Laboratory Control Samples Reference Material Data Summary for Open Detonation Unit Incremental Soil Samples, Kirtland Air Force Base, August 2014

Method	Lab Sample ID	SDG	Analyte	% Recovery	Lower Control Limit	Upper Control Limit
SW8330B	LCSSRM 320-51462/4-A	320-9054-1	HMX	92	59	131
	LCSSRM 320-51462/4-A	320-9054-1	Nitroglycerin	88	60	115
	LCSSRM 320-51462/4-A	320-9054-1	3-Nitrotoluene	85	69	124
	LCSSRM 320-51566/5-A	320-9054-1	2,4-Dinitrotoluene	90	69	137
	LCSSRM 320-51462/4-A	320-9054-1	2-Amino-4,6-dinitrotoluene	87	56	108
	LCSSRM 320-51462/4-A	320-9054-1	4-Amino-2,6-dinitrotoluene	77	46	98
	LCSSRM 320-51462/4-A	320-9054-1	1,3-Dinitrobenzene	102	69	116
	LCSSRM 320-51462/4-A	320-9054-1	2,4-Dinitrotoluene	91	69	137
	LCSSRM 320-51462/4-A	320-9054-1	2,6-Dinitrotoluene	94	60	121
	LCSSRM 320-51462/4-A	320-9054-1	Nitrobenzene	81	58	119
	LCSSRM 320-51462/4-A	320-9054-1	2-Nitrotoluene	82	67	117
	LCSSRM 320-51462/4-A	320-9054-1	4-Nitrotoluene	83	63	123
	LCSSRM 320-51462/4-A	320-9054-1	PETN	93	60	115
	LCSSRM 320-51462/4-A	320-9054-1	RDX	75	62	123
	LCSSRM 320-51462/4-A	320-9054-1	1,3,5-Trinitrobenzene	87	58	116
	LCSSRM 320-51462/4-A	320-9054-1	2,4,6-Trinitrotoluene	89	69	120
	LCSSRM 320-51566/5-A	320-9054-1	2-Amino-4,6-dinitrotoluene	85	56	108
	LCSSRM 320-51566/5-A	320-9054-1	4-Amino-2,6-dinitrotoluene	72	46	98
	LCSSRM 320-51566/5-A	320-9054-1	1,3-Dinitrobenzene	101	69	116
	LCSSRM 320-51566/5-A	320-9054-1	2,6-Dinitrotoluene	92	60	121
	LCSSRM 320-51566/5-A	320-9054-1	HMX	91	59	131
	LCSSRM 320-51566/5-A	320-9054-1	Nitrobenzene	80	58	119
	LCSSRM 320-51566/5-A	320-9054-1	Nitroglycerin	86	60	115
	LCSSRM 320-51566/5-A	320-9054-1	2-Nitrotoluene	81	67	117
	LCSSRM 320-51566/5-A	320-9054-1	3-Nitrotoluene	84	69	124
	LCSSRM 320-51566/5-A	320-9054-1	4-Nitrotoluene	82	63	123
	LCSSRM 320-51566/5-A	320-9054-1	PETN	92	60	115
	LCSSRM 320-51566/5-A	320-9054-1	RDX	75	62	123
	LCSSRM 320-51566/5-A	320-9054-1	1,3,5-Trinitrobenzene	86	58	116
	LCSSRM 320-51566/5-A	320-9054-1	2,4,6-Trinitrotoluene	88	69	120

Table 7. Laboratory Control Samples Reference Material Data Summary for Open Detonation Unit Incremental Soil Samples, Kirtland Air Force Base, August 2014

Method	Lab Sample ID	SDG	Analyte	% Recovery	Lower Control Limit	Upper Control Limit
SW8330B	LCSSRM 320-51962/5-A	320-9122-1	2-Amino-4,6-dinitrotoluene	83	56	108
	LCSSRM 320-51962/5-A	320-9122-1	2,4-Dinitrotoluene	90	69	137
	LCSSRM 320-51962/5-A	320-9122-1	4-Amino-2,6-dinitrotoluene	68	46	98
	LCSSRM 320-51962/5-A	320-9122-1	1,3-Dinitrobenzene	101	69	116
	LCSSRM 320-51962/5-A	320-9122-1	2,6-Dinitrotoluene	92	60	121
	LCSSRM 320-51962/5-A	320-9122-1	HMX	91	59	131
	LCSSRM 320-51962/5-A	320-9122-1	Nitrobenzene	78	58	119
	LCSSRM 320-51962/5-A	320-9122-1	Nitroglycerin	80	60	115
	LCSSRM 320-51962/5-A	320-9122-1	2-Nitrotoluene	80	67	117
	LCSSRM 320-51962/5-A	320-9122-1	3-Nitrotoluene	85	69	124
	LCSSRM 320-51962/5-A	320-9122-1	4-Nitrotoluene	81	63	123
	LCSSRM 320-51962/5-A	320-9122-1	PETN	93	60	115
	LCSSRM 320-51962/5-A	320-9122-1	RDX	76	62	123
	LCSSRM 320-51962/5-A	320-9122-1	1,3,5-Trinitrobenzene	86	58	116
	LCSSRM 320-51962/5-A	320-9122-1	2,4,6-Trinitrotoluene	87	69	120
	LCSSRM 320-52169/5-A	320-9145-1	2-Amino-4,6-dinitrotoluene	85	56	108
	LCSSRM 320-52169/5-A	320-9145-1	4-Amino-2,6-dinitrotoluene	70	46	98
	LCSSRM 320-52169/5-A	320-9145-1	1,3-Dinitrobenzene	102	69	116
	LCSSRM 320-52169/5-A	320-9145-1	2,4-Dinitrotoluene	91	69	137
	LCSSRM 320-52169/5-A	320-9145-1	2,6-Dinitrotoluene	93	60	121
	LCSSRM 320-52169/5-A	320-9145-1	HMX	93	59	131
	LCSSRM 320-52169/5-A	320-9145-1	Nitrobenzene	77	58	119
	LCSSRM 320-52169/5-A	320-9145-1	Nitroglycerin	79	60	115
	LCSSRM 320-52169/5-A	320-9145-1	2-Nitrotoluene	80	67	117
	LCSSRM 320-52169/5-A	320-9145-1	4-Nitrotoluene	82	63	123
	LCSSRM 320-52169/5-A	320-9145-1	PETN	92	60	115
	LCSSRM 320-52169/5-A	320-9145-1	RDX	75	62	123
	LCSSRM 320-52169/5-A	320-9145-1	1,3,5-Trinitrobenzene	86	58	116
	LCSSRM 320-52169/5-A	320-9145-1	3-Nitrotoluene	86	69	124
	LCSSRM 320-52169/5-A	320-9145-1	2,4,6-Trinitrotoluene	88	69	120

Table 7. Laboratory Control Samples Reference Material Data Summary for Open Detonation Unit Incremental Soil Samples, Kirtland Air Force Base, August 2014

Method	Lab Sample ID	SDG	Analyte	% Recovery	Lower Control Limit	Upper Control Limit
SW8330B	LCSSRM 320-52235/5-A	320-9174-1	4-Nitrotoluene	83	63	123
	LCSSRM 320-52235/5-A	320-9174-1	2-Amino-4,6-dinitrotoluene	87	56	108
	LCSSRM 320-52235/5-A	320-9174-1	4-Amino-2,6-dinitrotoluene	72	46	98
	LCSSRM 320-52235/5-A	320-9174-1	1,3-Dinitrobenzene	103	69	116
	LCSSRM 320-52235/5-A	320-9174-1	2,4-Dinitrotoluene	92	69	137
	LCSSRM 320-52235/5-A	320-9174-1	2,6-Dinitrotoluene	95	60	121
	LCSSRM 320-52235/5-A	320-9174-1	HMX	94	59	131
	LCSSRM 320-52235/5-A	320-9174-1	Nitrobenzene	78	58	119
	LCSSRM 320-52235/5-A	320-9174-1	Nitroglycerin	80	60	115
	LCSSRM 320-52235/5-A	320-9174-1	2-Nitrotoluene	80	67	117
	LCSSRM 320-52235/5-A	320-9174-1	3-Nitrotoluene	88	69	124
	LCSSRM 320-52235/5-A	320-9174-1	PETN	92	60	115
	LCSSRM 320-52235/5-A	320-9174-1	RDX	78	62	123
	LCSSRM 320-52235/5-A	320-9174-1	1,3,5-Trinitrobenzene	88	58	116
	LCSSRM 320-52235/5-A	320-9174-1	2,4,6-Trinitrotoluene	90	69	120

Table 8. Matrix Spike and Matrix Spike Duplicate Samples Data Summary for Open Detonation Unit Incremental Soil Samples, Kirtland Air Force Base, August 2014

Method	Sample ID	Matrix	SDG	QA/QC Type	Analyte	Dilution	% Recovery	Lower Control Limit	Upper Control Limit
SW6020									
	OD-SO-H11B01-0814MS	SOIL	320-9174-1	**MS**	**Antimony**	2	**52**	**80**	**120**
	OD-SO-H11B01-0814MS	SOIL		MS	Arsenic	2	92	80	120
	OD-SO-H11B01-0814MS	SOIL		**MS**	**Barium**	2	**226**	**80**	**120**
	OD-SO-H11B01-0814MS	SOIL		MS	Beryllium	2	92	80	120
	OD-SO-H11B01-0814MS	SOIL		MS	Cadmium	2	89	80	120
	OD-SO-H11B01-0814MS	SOIL		**MS**	**Chromium**	2	**131**	**80**	**120**
	OD-SO-H11B01-0814MS	SOIL		MS	Cobalt	2	95	80	120
	OD-SO-H11B01-0814MS	SOIL		MS	Copper	2	95	80	120
	OD-SO-H11B01-0814MS	SOIL		**MS**	**Lead**	2	**72**	**80**	**120**
	OD-SO-H11B01-0814MS	SOIL		**MS**	**Nickel**	2	**-693**	**80**	**120**
	OD-SO-H11B01-0814MS	SOIL		MS	Selenium	2	81	80	120
	OD-SO-H11B01-0814MS	SOIL		MS	Silver	2	98	80	120
	OD-SO-H11B01-0814MS	SOIL		MS	Thallium	2	90	80	120
	OD-SO-H11B01-0814MS	SOIL		MS	Tin	2	90	80	120
	OD-SO-H11B01-0814MS	SOIL		MS	Vanadium	2	110	80	120
	OD-SO-H11B01-0814MS	SOIL		MS	Zinc	2	101	80	120
	OD-SO-H11B01-0814MSD	SOIL		**SD**	**Antimony**	2	**52**	**80**	**120**
	OD-SO-H11B01-0814MSD	SOIL		SD	Arsenic	2	91	80	120
	OD-SO-H11B01-0814MSD	SOIL		**SD**	**Barium**	2	**294**	**80**	**120**
	OD-SO-H11B01-0814MSD	SOIL		SD	Beryllium	2	92	80	120
	OD-SO-H11B01-0814MSD	SOIL		SD	Cadmium	2	88	80	120
	OD-SO-H11B01-0814MSD	SOIL		SD	Chromium	2	97	80	120
	OD-SO-H11B01-0814MSD	SOIL		SD	Cobalt	2	94	80	120
	OD-SO-H11B01-0814MSD	SOIL		SD	Copper	2	83	80	120
	OD-SO-H11B01-0814MSD	SOIL		SD	Lead	2	89	80	120
	OD-SO-H11B01-0814MSD	SOIL		**SD**	**Nickel**	2	**-704**	**80**	**120**
	OD-SO-H11B01-0814MSD	SOIL		SD	Selenium	2	82	80	120
	OD-SO-H11B01-0814MSD	SOIL		SD	Silver	2	97	80	120
	OD-SO-H11B01-0814MSD	SOIL		SD	Thallium	2	92	80	120
	OD-SO-H11B01-0814MSD	SOIL		SD	Tin	2	88	80	120
	OD-SO-H11B01-0814MSD	SOIL		SD	Vanadium	2	101	80	120
	OD-SO-H11B01-0814MSD	SOIL		**SD**	**Zinc**	2	**75**	**80**	**120**
	OD-SO-H14A01-0814MS	SOIL	320-9076-1	**MS**	**Antimony**	2	**42**	**80**	**120**
	OD-SO-H14A01-0814MS	SOIL		MS	Arsenic	2	90	80	120
	OD-SO-H14A01-0814MS	SOIL		**MS**	**Barium**	2	**-32**	**80**	**120**
	OD-SO-H14A01-0814MS	SOIL		MS	Beryllium	2	91	80	120
	OD-SO-H14A01-0814MS	SOIL		MS	Cadmium	2	92	80	120
	OD-SO-H14A01-0814MS	SOIL		MS	Chromium	2	89	80	120
	OD-SO-H14A01-0814MS	SOIL		MS	Cobalt	2	87	80	120
	OD-SO-H14A01-0814MS	SOIL		MS	Copper	2	85	80	120
	OD-SO-H14A01-0814MS	SOIL		MS	Lead	2	97	80	120
	OD-SO-H14A01-0814MS	SOIL		MS	Nickel	2	84	80	120

Table 8. Matrix Spike and Matrix Spike Duplicate Samples Data Summary for Open Detonation Unit Incremental Soil Samples, Kirtland Air Force Base, August 2014

Method	Sample ID	Matrix	SDG	QA/QC Type	Analyte	Dilution	% Recovery	Lower Control Limit	Upper Control Limit
SW6020									
	OD-SO-H14A01-0814MS	SOIL	320-9076-1	**MS**	**Selenium**	2	**79**	**80**	**120**
	OD-SO-H14A01-0814MS	SOIL		MS	Silver	2	94	80	120
	OD-SO-H14A01-0814MS	SOIL		MS	Thallium	2	93	80	120
	OD-SO-H14A01-0814MS	SOIL		MS	Tin	2	112	80	120
	OD-SO-H14A01-0814MS	SOIL		MS	Vanadium	2	85	80	120
	OD-SO-H14A01-0814MS	SOIL		MS	Zinc	2	88	80	120
	OD-SO-H14A01-0814MSD	SOIL		**SD**	**Antimony**	2	**42**	**80**	**120**
	OD-SO-H14A01-0814MSD	SOIL		SD	Arsenic	2	83	80	120
	OD-SO-H14A01-0814MSD	SOIL		**SD**	**Barium**	2	**44**	**80**	**120**
	OD-SO-H14A01-0814MSD	SOIL		SD	Beryllium	2	89	80	120
	OD-SO-H14A01-0814MSD	SOIL		SD	Cadmium	2	91	80	120
	OD-SO-H14A01-0814MSD	SOIL		SD	Chromium	2	90	80	120
	OD-SO-H14A01-0814MSD	SOIL		SD	Cobalt	2	88	80	120
	OD-SO-H14A01-0814MSD	SOIL		SD	Copper	2	88	80	120
	OD-SO-H14A01-0814MSD	SOIL		SD	Lead	2	89	80	120
	OD-SO-H14A01-0814MSD	SOIL		SD	Nickel	2	86	80	120
	OD-SO-H14A01-0814MSD	SOIL		**SD**	**Selenium**	2	**79**	**80**	**120**
	OD-SO-H14A01-0814MSD	SOIL		SD	Silver	2	94	80	120
	OD-SO-H14A01-0814MSD	SOIL		SD	Thallium	2	91	80	120
	OD-SO-H14A01-0814MSD	SOIL		SD	Tin	2	111	80	120
	OD-SO-H14A01-0814MSD	SOIL		SD	Vanadium	2	84	80	120
	OD-SO-H14A01-0814MSD	SOIL		SD	Zinc	2	81	80	120
	OD-SO-H14B02-0814MS	SOIL	320-9054-1	**MS**	**Antimony**	1	**57**	**80**	**120**
	OD-SO-H14B02-0814MS	SOIL		MS	Arsenic	1	83	80	120
	OD-SO-H14B02-0814MS	SOIL		**MS**	**Barium**	1	**193**	**80**	**120**
	OD-SO-H14B02-0814MS	SOIL		MS	Beryllium	1	84	80	120
	OD-SO-H14B02-0814MS	SOIL		MS	Cadmium	1	87	80	120
	OD-SO-H14B02-0814MS	SOIL		MS	Chromium	1	103	80	120
	OD-SO-H14B02-0814MS	SOIL		MS	Cobalt	1	107	80	120
	OD-SO-H14B02-0814MS	SOIL		**MS**	**Copper**	5	**72**	**80**	**120**
	OD-SO-H14B02-0814MS	SOIL		**MS**	**Lead**	1	**388**	**80**	**120**
	OD-SO-H14B02-0814MS	SOIL		MS	Nickel	1	87	80	120
	OD-SO-H14B02-0814MS	SOIL		**MS**	**Selenium**	1	**75**	**80**	**120**
	OD-SO-H14B02-0814MS	SOIL		MS	Silver	1	83	80	120
	OD-SO-H14B02-0814MS	SOIL		MS	Thallium	1	99	80	120
	OD-SO-H14B02-0814MS	SOIL		MS	Tin	1	82	80	120
	OD-SO-H14B02-0814MS	SOIL		MS	Vanadium	1	107	80	120
	OD-SO-H14B02-0814MS	SOIL		**MS**	**Zinc**	5	**128**	**80**	**120**
	OD-SO-H14B02-0814MSD	SOIL		**SD**	**Antimony**	1	**44**	**80**	**120**
	OD-SO-H14B02-0814MSD	SOIL		**SD**	**Arsenic**	1	**77**	**80**	**120**
	OD-SO-H14B02-0814MSD	SOIL		**SD**	**Barium**	1	**325**	**80**	**120**
	OD-SO-H14B02-0814MSD	SOIL		SD	Beryllium	1	81	80	120

Table 8. Matrix Spike and Matrix Spike Duplicate Samples Data Summary for Open Detonation Unit Incremental Soil Samples, Kirtland Air Force Base, August 2014

Method	Sample ID	Matrix	SDG	QA/QC Type	Analyte	Dilution	% Recovery	Lower Control Limit	Upper Control Limit
SW6020									
	OD-SO-H14B02-0814MSD	SOIL	320-9054-1	SD	Cadmium	1	82	80	120
	OD-SO-H14B02-0814MSD	SOIL		**SD**	**Chromium**	1	**136**	**80**	**120**
	OD-SO-H14B02-0814MSD	SOIL		SD	Cobalt	1	107	80	120
	OD-SO-H14B02-0814MSD	SOIL		**SD**	**Copper**	5	**79**	**80**	**120**
	OD-SO-H14B02-0814MSD	SOIL		SD	Lead	1	117	80	120
	OD-SO-H14B02-0814MSD	SOIL		SD	Nickel	1	91	80	120
	OD-SO-H14B02-0814MSD	SOIL		**SD**	**Selenium**	1	**71**	**80**	**120**
	OD-SO-H14B02-0814MSD	SOIL		**SD**	**Silver**	1	**79**	**80**	**120**
	OD-SO-H14B02-0814MSD	SOIL		SD	Thallium	1	95	80	120
	OD-SO-H14B02-0814MSD	SOIL		**SD**	**Tin**	1	**77**	**80**	**120**
	OD-SO-H14B02-0814MSD	SOIL		**SD**	**Vanadium**	1	**170**	**80**	**120**
	OD-SO-H14B02-0814MSD	SOIL		**SD**	**Zinc**	5	**186**	**80**	**120**
	OD-SO-J10B01-0814MS	SOIL	320-9145-1	**MS**	**Antimony**	2	**0.3**	**80**	**120**
	OD-SO-J10B01-0814MS	SOIL		MS	Arsenic	2	90	80	120
	OD-SO-J10B01-0814MS	SOIL		**MS**	**Barium**	2	**121**	**80**	**120**
	OD-SO-J10B01-0814MS	SOIL		MS	Beryllium	2	94	80	120
	OD-SO-J10B01-0814MS	SOIL		MS	Cadmium	2	96	80	120
	OD-SO-J10B01-0814MS	SOIL		MS	Chromium	2	91	80	120
	OD-SO-J10B01-0814MS	SOIL		MS	Cobalt	2	98	80	120
	OD-SO-J10B01-0814MS	SOIL		**MS**	**Copper**	2	**70**	**80**	**120**
	OD-SO-J10B01-0814MS	SOIL		**MS**	**Lead**	2	**-1079**	**80**	**120**
	OD-SO-J10B01-0814MS	SOIL		**MS**	**Nickel**	2	**150**	**80**	**120**
	OD-SO-J10B01-0814MS	SOIL		MS	Selenium	2	84	80	120
	OD-SO-J10B01-0814MS	SOIL		MS	Silver	2	110	80	120
	OD-SO-J10B01-0814MS	SOIL		MS	Thallium	2	94	80	120
	OD-SO-J10B01-0814MS	SOIL		MS	Tin	2	97	80	120
	OD-SO-J10B01-0814MS	SOIL		MS	Vanadium	2	96	80	120
	OD-SO-J10B01-0814MS	SOIL		**MS**	**Zinc**	2	**156**	**80**	**120**
	OD-SO-J10B01-0814MSD	SOIL		**SD**	**Antimony**	2	**22**	**80**	**120**
	OD-SO-J10B01-0814MSD	SOIL		SD	Arsenic	2	97	80	120
	OD-SO-J10B01-0814MSD	SOIL		SD	Barium	2	109	80	120
	OD-SO-J10B01-0814MSD	SOIL		SD	Beryllium	2	95	80	120
	OD-SO-J10B01-0814MSD	SOIL		SD	Cadmium	2	95	80	120
	OD-SO-J10B01-0814MSD	SOIL		SD	Chromium	2	95	80	120
	OD-SO-J10B01-0814MSD	SOIL		SD	Cobalt	2	91	80	120
	OD-SO-J10B01-0814MSD	SOIL		**SD**	**Copper**	2	**161**	**80**	**120**
	OD-SO-J10B01-0814MSD	SOIL		**SD**	**Lead**	2	**-1025**	**80**	**120**
	OD-SO-J10B01-0814MSD	SOIL		SD	Nickel	2	94	80	120
	OD-SO-J10B01-0814MSD	SOIL		SD	Selenium	2	82	80	120
	OD-SO-J10B01-0814MSD	SOIL		SD	Silver	2	98	80	120
	OD-SO-J10B01-0814MSD	SOIL		SD	Thallium	2	95	80	120
	OD-SO-J10B01-0814MSD	SOIL		**SD**	**Tin**	2	**121**	**80**	**120**

Table 8. Matrix Spike and Matrix Spike Duplicate Samples Data Summary for Open Detonation Unit Incremental Soil Samples, Kirtland Air Force Base, August 2014

Method	Sample ID	Matrix	SDG	QA/QC Type	Analyte	Dilution	% Recovery	Lower Control Limit	Upper Control Limit
SW6020									
	OD-SO-J10B01-0814MSD	SOIL	320-9145-1	SD	Vanadium	2	88	80	120
	OD-SO-J10B01-0814MSD	SOIL		**SD**	**Zinc**	2	**1954**	**80**	**120**
	OD-SO-K09B01-0814MS	SOIL	320-9122-1	**MS**	**Antimony**	2	**65**	**80**	**120**
	OD-SO-K09B01-0814MS	SOIL		MS	Arsenic	2	92	80	120
	OD-SO-K09B01-0814MS	SOIL		MS	Barium	10	81	80	120
	OD-SO-K09B01-0814MS	SOIL		MS	Beryllium	2	90	80	120
	OD-SO-K09B01-0814MS	SOIL		MS	Cadmium	2	91	80	120
	OD-SO-K09B01-0814MS	SOIL		MS	Chromium	2	80	80	120
	OD-SO-K09B01-0814MS	SOIL		**MS**	**Cobalt**	2	**67**	**80**	**120**
	OD-SO-K09B01-0814MS	SOIL		**MS**	**Copper**	2	**255**	**80**	**120**
	OD-SO-K09B01-0814MS	SOIL		**MS**	**Lead**	2	**1290**	**80**	**120**
	OD-SO-K09B01-0814MS	SOIL		**MS**	**Nickel**	2	**34**	**80**	**120**
	OD-SO-K09B01-0814MS	SOIL		**MS**	**Selenium**	2	**79**	**80**	**120**
	OD-SO-K09B01-0814MS	SOIL		MS	Silver	2	92	80	120
	OD-SO-K09B01-0814MS	SOIL		MS	Thallium	2	94	80	120
	OD-SO-K09B01-0814MS	SOIL		MS	Tin	2	106	80	120
	OD-SO-K09B01-0814MS	SOIL		MS	Vanadium	2	99	80	120
	OD-SO-K09B01-0814MS	SOIL		**MS**	**Zinc**	2	**176**	**80**	**120**
	OD-SO-K09B01-0814MSD	SOIL		**SD**	**Antimony**	2	**72**	**80**	**120**
	OD-SO-K09B01-0814MSD	SOIL		SD	Arsenic	2	95	80	120
	OD-SO-K09B01-0814MSD	SOIL		**SD**	**Barium**	10	**-25**	**80**	**120**
	OD-SO-K09B01-0814MSD	SOIL		SD	Beryllium	2	91	80	120
	OD-SO-K09B01-0814MSD	SOIL		SD	Cadmium	2	89	80	120
	OD-SO-K09B01-0814MSD	SOIL		**SD**	**Chromium**	2	**67**	**80**	**120**
	OD-SO-K09B01-0814MSD	SOIL		**SD**	**Cobalt**	2	**64**	**80**	**120**
	OD-SO-K09B01-0814MSD	SOIL		**SD**	**Copper**	2	**38**	**80**	**120**
	OD-SO-K09B01-0814MSD	SOIL		**SD**	**Lead**	2	**453**	**80**	**120**
	OD-SO-K09B01-0814MSD	SOIL		**SD**	**Nickel**	2	**52**	**80**	**120**
	OD-SO-K09B01-0814MSD	SOIL		SD	Selenium	2	80	80	120
	OD-SO-K09B01-0814MSD	SOIL		SD	Silver	2	90	80	120
	OD-SO-K09B01-0814MSD	SOIL		SD	Thallium	2	94	80	120
	OD-SO-K09B01-0814MSD	SOIL		SD	Tin	2	102	80	120
	OD-SO-K09B01-0814MSD	SOIL		SD	Vanadium	2	92	80	120
	OD-SO-K09B01-0814MSD	SOIL		SD	Zinc	2	120	80	120
	OD-SO-K09B02-0814MS	SOIL		**MS**	**Antimony**	2	**74**	**80**	**120**
	OD-SO-K09B02-0814MS	SOIL		MS	Arsenic	2	90	80	120
	OD-SO-K09B02-0814MS	SOIL		**MS**	**Barium**	2	**147**	**80**	**120**
	OD-SO-K09B02-0814MS	SOIL		MS	Beryllium	2	90	80	120
	OD-SO-K09B02-0814MS	SOIL		MS	Cadmium	2	92	80	120
	OD-SO-K09B02-0814MS	SOIL		**MS**	**Chromium**	2	**-8**	**80**	**120**
	OD-SO-K09B02-0814MS	SOIL		MS	Cobalt	2	92	80	120
	OD-SO-K09B02-0814MS	SOIL		**MS**	**Copper**	2	**-86**	**80**	**120**

Table 8. Matrix Spike and Matrix Spike Duplicate Samples Data Summary for Open Detonation Unit Incremental Soil Samples, Kirtland Air Force Base, August 2014

Method	Sample ID	Matrix	SDG	QA/QC Type	Analyte	Dilution	% Recovery	Lower Control Limit	Upper Control Limit
SW6020									
	OD-SO-K09B02-0814MS	SOIL	320-9122-1	**MS**	**Lead**	2	**1501**	**80**	**120**
	OD-SO-K09B02-0814MS	SOIL		**MS**	**Nickel**	2	**50**	**80**	**120**
	OD-SO-K09B02-0814MS	SOIL		**MS**	**Selenium**	2	**78**	**80**	**120**
	OD-SO-K09B02-0814MS	SOIL		MS	Silver	2	92	80	120
	OD-SO-K09B02-0814MS	SOIL		MS	Thallium	2	92	80	120
	OD-SO-K09B02-0814MS	SOIL		**MS**	**Tin**	2	**-201**	**80**	**120**
	OD-SO-K09B02-0814MS	SOIL		MS	Vanadium	2	95	80	120
	OD-SO-K09B02-0814MS	SOIL		MS	Zinc	10	112	80	120
	OD-SO-K09B02-0814MSD	SOIL		**SD**	**Antimony**	2	**54**	**80**	**120**
	OD-SO-K09B02-0814MSD	SOIL		SD	Arsenic	2	91	80	120
	OD-SO-K09B02-0814MSD	SOIL		**SD**	**Barium**	2	**65**	**80**	**120**
	OD-SO-K09B02-0814MSD	SOIL		SD	Beryllium	2	91	80	120
	OD-SO-K09B02-0814MSD	SOIL		SD	Cadmium	2	92	80	120
	OD-SO-K09B02-0814MSD	SOIL		**SD**	**Chromium**	2	**24**	**80**	**120**
	OD-SO-K09B02-0814MSD	SOIL		SD	Cobalt	2	92	80	120
	OD-SO-K09B02-0814MSD	SOIL		**SD**	**Copper**	2	**-112**	**80**	**120**
	OD-SO-K09B02-0814MSD	SOIL		**SD**	**Lead**	2	**22**	**80**	**120**
	OD-SO-K09B02-0814MSD	SOIL		**SD**	**Nickel**	2	**45**	**80**	**120**
	OD-SO-K09B02-0814MSD	SOIL		**SD**	**Selenium**	2	**78**	**80**	**120**
	OD-SO-K09B02-0814MSD	SOIL		SD	Silver	2	93	80	120
	OD-SO-K09B02-0814MSD	SOIL		SD	Thallium	2	93	80	120
	OD-SO-K09B02-0814MSD	SOIL		**SD**	**Tin**	2	**-206**	**80**	**120**
	OD-SO-K09B02-0814MSD	SOIL		SD	Vanadium	2	92	80	120
	OD-SO-K09B02-0814MSD	SOIL		**SD**	**Zinc**	10	**125**	**80**	**120**
SW6850									
	OD-SO-G08B01-0814MS	SOIL	320-9174-1	**MS**	**Perchlorate**	25	**-867**	**80**	**120**
	OD-SO-G08B01-0814MSD	SOIL		**SD**	**Perchlorate**	25	**-332**	**80**	**120**
	OD-SO-H14A01-0814MS	SOIL	320-9076-1	MS	Perchlorate	1	81	80	120
	OD-SO-H14A01-0814MSD	SOIL		SD	Perchlorate	1	80	80	120
	OD-SO-H14B02-0814MS	SOIL	320-9054-1	MS	Perchlorate	1	96	80	120
	OD-SO-H14B02-0814MSD	SOIL		SD	Perchlorate	1	91	80	120
	OD-SO-J09B02-0814MS	SOIL	320-9145-1	**MS**	**Perchlorate**	100	**-5744**	**80**	**120**
	OD-SO-J09B02-0814MSD	SOIL		**SD**	**Perchlorate**	100	**-2163**	**80**	**120**
	OD-SO-K09B02-0814MS	SOIL	320-9122-1	**MS**	**Perchlorate**	25	**-567**	**80**	**120**
	OD-SO-K09B02-0814MSD	SOIL		**SD**	**Perchlorate**	25	**767**	**80**	**120**
SW7471									
	OD-SO-H10B01-0814MS	SOIL	320-9145-1	MS	Mercury	1	107	80	120
	OD-SO-H10B01-0814MSD	SOIL		SD	Mercury	1	105	80	120
	OD-SO-H14A01-0814MS	SOIL	320-9076-1	MS	Mercury	1	109	80	120
	OD-SO-H14A01-0814MSD	SOIL		SD	Mercury	1	112	80	120
	OD-SO-H14B02-0814MS	SOIL	320-9054-1	MS	Mercury	1	96	80	120
	OD-SO-H14B02-0814MSD	SOIL		SD	Mercury	1	93	80	120

Table 8. Matrix Spike and Matrix Spike Duplicate Samples Data Summary for Open Detonation Unit Incremental Soil Samples, Kirtland Air Force Base, August 2014

Method	Sample ID	Matrix	SDG	QA/QC Type	Analyte	Dilution	% Recovery	Lower Control Limit	Upper Control Limit
SW7471									
	OD-SO-K09B02-0814MS	SOIL	320-9122-1	MS	Mercury	1	103	80	120
	OD-SO-K09B02-0814MSD	SOIL		SD	Mercury	1	104	80	120
SW8330B									
	OD-SO-H11B01-0814MS	SOIL	320-9174-1	MS	1,3,5-Trinitrobenzene	1	101	81	121
	OD-SO-H11B01-0814MS	SOIL		MS	1,3-Dinitrobenzene	1	101	81	121
	OD-SO-H11B01-0814MS	SOIL		MS	2,4,6-Trinitrotoluene	1	95	65	105
	OD-SO-H11B01-0814MS	SOIL		MS	2,4-Dinitrotoluene	1	99	79	119
	OD-SO-H11B01-0814MS	SOIL		MS	2,6-Dinitrotoluene	1	98	79	119
	OD-SO-H11B01-0814MS	SOIL		MS	2-Amino-4,6-dinitrotoluene	1	101	79	119
	OD-SO-H11B01-0814MS	SOIL		MS	2-Nitrotoluene	1	98	78	118
	OD-SO-H11B01-0814MS	SOIL		MS	3,4-Dinitrotoluene	1	95	75	115
	OD-SO-H11B01-0814MS	SOIL		MS	3-Nitrotoluene	1	97	77	117
	OD-SO-H11B01-0814MS	SOIL		MS	4-Amino-2,6-dinitrotoluene	1	102	81	121
	OD-SO-H11B01-0814MS	SOIL		MS	4-Nitrotoluene	1	98	78	118
	OD-SO-H11B01-0814MS	SOIL		MS	HMX	1	90	80	120
	OD-SO-H11B01-0814MS	SOIL		MS	Nitrobenzene	1	101	80	120
	OD-SO-H11B01-0814MS	SOIL		MS	Nitroglycerin	1	90	76	116
	OD-SO-H11B01-0814MS	SOIL		MS	PETN	1	92	76	116
	OD-SO-H11B01-0814MS	SOIL		MS	RDX	1	91	82	122
	OD-SO-H11B01-0814MS	SOIL		MS	Tetryl	1	88	63	120
	OD-SO-H11B01-0814MSD	SOIL		SD	1,3,5-Trinitrobenzene	1	101	81	121
	OD-SO-H11B01-0814MSD	SOIL		SD	1,3-Dinitrobenzene	1	102	81	121
	OD-SO-H11B01-0814MSD	SOIL		SD	2,4,6-Trinitrotoluene	1	97	65	105
	OD-SO-H11B01-0814MSD	SOIL		SD	2,4-Dinitrotoluene	1	100	79	119
	OD-SO-H11B01-0814MSD	SOIL		SD	2,6-Dinitrotoluene	1	100	79	119
	OD-SO-H11B01-0814MSD	SOIL		SD	2-Amino-4,6-dinitrotoluene	1	102	79	119
	OD-SO-H11B01-0814MSD	SOIL		SD	2-Nitrotoluene	1	99	78	118
	OD-SO-H11B01-0814MSD	SOIL		SD	3,4-Dinitrotoluene	1	96	75	115
	OD-SO-H11B01-0814MSD	SOIL		SD	3-Nitrotoluene	1	99	77	117
	OD-SO-H11B01-0814MSD	SOIL		SD	4-Amino-2,6-dinitrotoluene	1	103	81	121
	OD-SO-H11B01-0814MSD	SOIL		SD	4-Nitrotoluene	1	99	78	118
	OD-SO-H11B01-0814MSD	SOIL		**SD**	**HMX**	1	**172**	**80**	**120**
	OD-SO-H11B01-0814MSD	SOIL		SD	Nitrobenzene	1	102	80	120
	OD-SO-H11B01-0814MSD	SOIL		SD	Nitroglycerin	1	92	76	116
	OD-SO-H11B01-0814MSD	SOIL		SD	PETN	1	92	76	116
	OD-SO-H11B01-0814MSD	SOIL		SD	RDX	1	92	82	122
	OD-SO-H11B01-0814MSD	SOIL		SD	Tetryl	1	90	63	120
	OD-SO-H14A01-0814MS	SOIL	320-9076-1	MS	1,3,5-Trinitrobenzene	1	99	81	121
	OD-SO-H14A01-0814MS	SOIL		MS	1,3-Dinitrobenzene	1	100	81	121
	OD-SO-H14A01-0814MS	SOIL		MS	2,4,6-Trinitrotoluene	1	94	65	105
	OD-SO-H14A01-0814MS	SOIL		MS	2,4-Dinitrotoluene	1	98	79	119
	OD-SO-H14A01-0814MS	SOIL		MS	2,6-Dinitrotoluene	1	97	79	119

Table 8. Matrix Spike and Matrix Spike Duplicate Samples Data Summary for Open Detonation Unit Incremental Soil Samples, Kirtland Air Force Base, August 2014

Method	Sample ID	Matrix	SDG	QA/QC Type	Analyte	Dilution	% Recovery	Lower Control Limit	Upper Control Limit
SW8330B									
	OD-SO-H14A01-0814MS	SOIL	320-9076-1	MS	2-Amino-4,6-dinitrotoluene	1	99	79	119
	OD-SO-H14A01-0814MS	SOIL		MS	2-Nitrotoluene	1	97	78	118
	OD-SO-H14A01-0814MS	SOIL		MS	3,4-Dinitrotoluene	1	94	75	115
	OD-SO-H14A01-0814MS	SOIL		MS	3-Nitrotoluene	1	97	77	117
	OD-SO-H14A01-0814MS	SOIL		MS	4-Amino-2,6-dinitrotoluene	1	99	81	121
	OD-SO-H14A01-0814MS	SOIL		MS	4-Nitrotoluene	1	96	78	118
	OD-SO-H14A01-0814MS	SOIL		MS	HMX	1	95	80	120
	OD-SO-H14A01-0814MS	SOIL		MS	Nitrobenzene	1	101	80	120
	OD-SO-H14A01-0814MS	SOIL		MS	Nitroglycerin	1	89	76	116
	OD-SO-H14A01-0814MS	SOIL		MS	PETN	1	91	76	116
	OD-SO-H14A01-0814MS	SOIL		MS	RDX	1	85	82	122
	OD-SO-H14A01-0814MS	SOIL		MS	Tetryl	1	91	63	120
	OD-SO-H14A01-0814MSD	SOIL		SD	1,3,5-Trinitrobenzene	1	99	81	121
	OD-SO-H14A01-0814MSD	SOIL		SD	1,3-Dinitrobenzene	1	100	81	121
	OD-SO-H14A01-0814MSD	SOIL		SD	2,4,6-Trinitrotoluene	1	95	65	105
	OD-SO-H14A01-0814MSD	SOIL		SD	2,4-Dinitrotoluene	1	98	79	119
	OD-SO-H14A01-0814MSD	SOIL		SD	2,6-Dinitrotoluene	1	97	79	119
	OD-SO-H14A01-0814MSD	SOIL		SD	2-Amino-4,6-dinitrotoluene	1	99	79	119
	OD-SO-H14A01-0814MSD	SOIL		SD	2-Nitrotoluene	1	97	78	118
	OD-SO-H14A01-0814MSD	SOIL		SD	3,4-Dinitrotoluene	1	94	75	115
	OD-SO-H14A01-0814MSD	SOIL		SD	3-Nitrotoluene	1	97	77	117
	OD-SO-H14A01-0814MSD	SOIL		SD	4-Amino-2,6-dinitrotoluene	1	99	81	121
	OD-SO-H14A01-0814MSD	SOIL		SD	4-Nitrotoluene	1	97	78	118
	OD-SO-H14A01-0814MSD	SOIL		SD	HMX	1	96	80	120
	OD-SO-H14A01-0814MSD	SOIL		SD	Nitrobenzene	1	101	80	120
	OD-SO-H14A01-0814MSD	SOIL		SD	Nitroglycerin	1	90	76	116
	OD-SO-H14A01-0814MSD	SOIL		SD	PETN	1	92	76	116
	OD-SO-H14A01-0814MSD	SOIL		SD	RDX	1	85	82	122
	OD-SO-H14A01-0814MSD	SOIL		SD	Tetryl	1	92	63	120
	OD-SO-J10B01-0814MS	SOIL	320-9145-1	MS	1,3,5-Trinitrobenzene	1	98	81	121
	OD-SO-J10B01-0814MS	SOIL		MS	1,3-Dinitrobenzene	1	97	81	121
	OD-SO-J10B01-0814MS	SOIL		MS	2,4,6-Trinitrotoluene	1	93	65	105
	OD-SO-J10B01-0814MS	SOIL		MS	2,4-Dinitrotoluene	1	99	79	119
	OD-SO-J10B01-0814MS	SOIL		MS	2,6-Dinitrotoluene	1	98	79	119
	OD-SO-J10B01-0814MS	SOIL		MS	2-Amino-4,6-dinitrotoluene	1	100	79	119
	OD-SO-J10B01-0814MS	SOIL		MS	2-Nitrotoluene	1	97	78	118
	OD-SO-J10B01-0814MS	SOIL		MS	3,4-Dinitrotoluene	1	93	75	115
	OD-SO-J10B01-0814MS	SOIL		MS	3-Nitrotoluene	1	97	77	117
	OD-SO-J10B01-0814MS	SOIL		MS	4-Amino-2,6-dinitrotoluene	1	102	81	121
	OD-SO-J10B01-0814MS	SOIL		MS	4-Nitrotoluene	1	97	78	118
	OD-SO-J10B01-0814MS	SOIL		MS	HMX	1	109	80	120
	OD-SO-J10B01-0814MS	SOIL		MS	Nitrobenzene	1	100	80	120

Table 8. Matrix Spike and Matrix Spike Duplicate Samples Data Summary for Open Detonation Unit Incremental Soil Samples, Kirtland Air Force Base, August 2014

Method	Sample ID	Matrix	SDG	QA/QC Type	Analyte	Dilution	% Recovery	Lower Control Limit	Upper Control Limit
SW8330B									
	OD-SO-J10B01-0814MS	SOIL	320-9145-1	**MS**	**Nitroglycerin**	1	**59**	**76**	**116**
	OD-SO-J10B01-0814MS	SOIL		MS	PETN	1	101	76	116
	OD-SO-J10B01-0814MS	SOIL		MS	RDX	1	122	82	122
	OD-SO-J10B01-0814MS	SOIL		MS	Tetryl	1	89	63	120
	OD-SO-J10B01-0814MSD	SOIL		SD	1,3,5-Trinitrobenzene	1	97	81	121
	OD-SO-J10B01-0814MSD	SOIL		SD	1,3-Dinitrobenzene	1	96	81	121
	OD-SO-J10B01-0814MSD	SOIL		SD	2,4,6-Trinitrotoluene	1	92	65	105
	OD-SO-J10B01-0814MSD	SOIL		SD	2,4-Dinitrotoluene	1	92	79	119
	OD-SO-J10B01-0814MSD	SOIL		SD	2,6-Dinitrotoluene	1	97	79	119
	OD-SO-J10B01-0814MSD	SOIL		SD	2-Amino-4,6-dinitrotoluene	1	100	79	119
	OD-SO-J10B01-0814MSD	SOIL		SD	2-Nitrotoluene	1	96	78	118
	OD-SO-J10B01-0814MSD	SOIL		SD	3,4-Dinitrotoluene	1	92	75	115
	OD-SO-J10B01-0814MSD	SOIL		SD	3-Nitrotoluene	1	96	77	117
	OD-SO-J10B01-0814MSD	SOIL		SD	4-Amino-2,6-dinitrotoluene	1	102	81	121
	OD-SO-J10B01-0814MSD	SOIL		SD	4-Nitrotoluene	1	95	78	118
	OD-SO-J10B01-0814MSD	SOIL		SD	HMX	1	96	80	120
	OD-SO-J10B01-0814MSD	SOIL		SD	Nitrobenzene	1	99	80	120
	OD-SO-J10B01-0814MSD	SOIL		**SD**	**Nitroglycerin**	1	**18**	**76**	**116**
	OD-SO-J10B01-0814MSD	SOIL		SD	PETN	1	97	76	116
	OD-SO-J10B01-0814MSD	SOIL		SD	RDX	1	86	82	122
	OD-SO-J10B01-0814MSD	SOIL		SD	Tetryl	1	86	63	120
	OD-SO-J14A01-0814MS	SOIL	320-9054-1	MS	1,3,5-Trinitrobenzene	1	99	81	121
	OD-SO-J14A01-0814MS	SOIL		MS	1,3-Dinitrobenzene	1	100	81	121
	OD-SO-J14A01-0814MS	SOIL		MS	2,4,6-Trinitrotoluene	1	95	65	105
	OD-SO-J14A01-0814MS	SOIL		MS	2,4-Dinitrotoluene	1	98	79	119
	OD-SO-J14A01-0814MS	SOIL		MS	2,6-Dinitrotoluene	1	97	79	119
	OD-SO-J14A01-0814MS	SOIL		MS	2-Amino-4,6-dinitrotoluene	1	99	79	119
	OD-SO-J14A01-0814MS	SOIL		MS	2-Nitrotoluene	1	97	78	118
	OD-SO-J14A01-0814MS	SOIL		MS	3,4-Dinitrotoluene	1	91	75	115
	OD-SO-J14A01-0814MS	SOIL		MS	3-Nitrotoluene	1	96	77	117
	OD-SO-J14A01-0814MS	SOIL		MS	4-Amino-2,6-dinitrotoluene	1	100	81	121
	OD-SO-J14A01-0814MS	SOIL		MS	4-Nitrotoluene	1	97	78	118
	OD-SO-J14A01-0814MS	SOIL		MS	HMX	1	96	80	120
	OD-SO-J14A01-0814MS	SOIL		MS	Nitrobenzene	1	100	80	120
	OD-SO-J14A01-0814MS	SOIL		MS	Nitroglycerin	1	90	76	116
	OD-SO-J14A01-0814MS	SOIL		MS	PETN	1	90	76	116
	OD-SO-J14A01-0814MS	SOIL		MS	RDX	1	89	82	122
	OD-SO-J14A01-0814MS	SOIL		MS	Tetryl	1	93	63	120
	OD-SO-J14A01-0814MSD	SOIL		SD	1,3,5-Trinitrobenzene	1	99	81	121
	OD-SO-J14A01-0814MSD	SOIL		SD	1,3-Dinitrobenzene	1	100	81	121
	OD-SO-J14A01-0814MSD	SOIL		SD	2,4,6-Trinitrotoluene	1	94	65	105
	OD-SO-J14A01-0814MSD	SOIL		SD	2,4-Dinitrotoluene	1	98	79	119

Table 8. Matrix Spike and Matrix Spike Duplicate Samples Data Summary for Open Detonation Unit Incremental Soil Samples, Kirtland Air Force Base, August 2014

Method	Sample ID	Matrix	SDG	QA/QC Type	Analyte	Dilution	% Recovery	Lower Control Limit	Upper Control Limit
SW8330B									
	OD-SO-J14A01-0814MSD	SOIL	320-9054-1	SD	2,6-Dinitrotoluene	1	97	79	119
	OD-SO-J14A01-0814MSD	SOIL		SD	2-Amino-4,6-dinitrotoluene	1	99	79	119
	OD-SO-J14A01-0814MSD	SOIL		SD	2-Nitrotoluene	1	97	78	118
	OD-SO-J14A01-0814MSD	SOIL		SD	3,4-Dinitrotoluene	1	94	75	115
	OD-SO-J14A01-0814MSD	SOIL		SD	3-Nitrotoluene	1	96	77	117
	OD-SO-J14A01-0814MSD	SOIL		SD	4-Amino-2,6-dinitrotoluene	1	99	81	121
	OD-SO-J14A01-0814MSD	SOIL		SD	4-Nitrotoluene	1	97	78	118
	OD-SO-J14A01-0814MSD	SOIL		SD	HMX	1	96	80	120
	OD-SO-J14A01-0814MSD	SOIL		SD	Nitrobenzene	1	100	80	120
	OD-SO-J14A01-0814MSD	SOIL		SD	Nitroglycerin	1	90	76	116
	OD-SO-J14A01-0814MSD	SOIL		SD	PETN	1	91	76	116
	OD-SO-J14A01-0814MSD	SOIL		SD	RDX	1	89	82	122
	OD-SO-J14A01-0814MSD	SOIL		SD	Tetryl	1	92	63	120
	OD-SO-K09B02-0814MS	SOIL	320-9122-1	MS	1,3,5-Trinitrobenzene	1	103	81	121
	OD-SO-K09B02-0814MS	SOIL		MS	1,3-Dinitrobenzene	1	102	81	121
	OD-SO-K09B02-0814MS	SOIL		MS	2,4,6-Trinitrotoluene	1	95	65	105
	OD-SO-K09B02-0814MS	SOIL		**MS**	**2,4-Dinitrotoluene**	1	**-100**	**79**	**119**
	OD-SO-K09B02-0814MS	SOIL		MS	2,6-Dinitrotoluene	1	87	79	119
	OD-SO-K09B02-0814MS	SOIL		MS	2-Amino-4,6-dinitrotoluene	1	100	79	119
	OD-SO-K09B02-0814MS	SOIL		MS	2-Nitrotoluene	1	99	78	118
	OD-SO-K09B02-0814MS	SOIL		MS	3,4-Dinitrotoluene	1	96	75	115
	OD-SO-K09B02-0814MS	SOIL		MS	3-Nitrotoluene	1	99	77	117
	OD-SO-K09B02-0814MS	SOIL		MS	4-Amino-2,6-dinitrotoluene	1	102	81	121
	OD-SO-K09B02-0814MS	SOIL		MS	4-Nitrotoluene	1	98	78	118
	OD-SO-K09B02-0814MS	SOIL		MS	HMX	1	107	80	120
	OD-SO-K09B02-0814MS	SOIL		MS	Nitrobenzene	1	102	80	120
	OD-SO-K09B02-0814MS	SOIL		MS	Nitroglycerin	1	91	76	116
	OD-SO-K09B02-0814MS	SOIL		MS	PETN	1	94	76	116
	OD-SO-K09B02-0814MS	SOIL		MS	RDX	1	107	82	122
	OD-SO-K09B02-0814MS	SOIL		MS	Tetryl	1	95	63	120
	OD-SO-K09B02-0814MSD	SOIL		SD	1,3,5-Trinitrobenzene	1	104	81	121
	OD-SO-K09B02-0814MSD	SOIL		SD	1,3-Dinitrobenzene	1	102	81	121
	OD-SO-K09B02-0814MSD	SOIL		SD	2,4,6-Trinitrotoluene	1	96	65	105
	OD-SO-K09B02-0814MSD	SOIL		**SD**	**2,4-Dinitrotoluene**	1	**-104**	**79**	**119**
	OD-SO-K09B02-0814MSD	SOIL		SD	2,6-Dinitrotoluene	1	87	79	119
	OD-SO-K09B02-0814MSD	SOIL		SD	2-Amino-4,6-dinitrotoluene	1	100	79	119
	OD-SO-K09B02-0814MSD	SOIL		SD	2-Nitrotoluene	1	99	78	118
	OD-SO-K09B02-0814MSD	SOIL		SD	3,4-Dinitrotoluene	1	96	75	115
	OD-SO-K09B02-0814MSD	SOIL		SD	3-Nitrotoluene	1	99	77	117
	OD-SO-K09B02-0814MSD	SOIL		SD	4-Amino-2,6-dinitrotoluene	1	103	81	121
	OD-SO-K09B02-0814MSD	SOIL		SD	4-Nitrotoluene	1	99	78	118
	OD-SO-K09B02-0814MSD	SOIL		SD	HMX	1	100	80	120

Table 8. Matrix Spike and Matrix Spike Duplicate Samples Data Summary for Open Detonation Unit Incremental Soil Samples, Kirtland Air Force Base, August 2014

Method	Sample ID	Matrix	SDG	QA/QC Type	Analyte	Dilution	% Recovery	Lower Control Limit	Upper Control Limit
SW8330B									
	OD-SO-K09B02-0814MSD	SOIL	320-9122-1	SD	Nitrobenzene	1	102	80	120
	OD-SO-K09B02-0814MSD	SOIL		SD	Nitroglycerin	1	92	76	116
	OD-SO-K09B02-0814MSD	SOIL		SD	PETN	1	93	76	116
	OD-SO-K09B02-0814MSD	SOIL		SD	RDX	1	107	82	122
	OD-SO-K09B02-0814MSD	SOIL		SD	Tetryl	1	95	63	120
	OD-SO-L11B02-0814MS	SOIL	320-9106-1	MS	1,3,5-Trinitrobenzene	1	101	81	121
	OD-SO-L11B02-0814MS	SOIL		MS	1,3-Dinitrobenzene	1	102	81	121
	OD-SO-L11B02-0814MS	SOIL		MS	2,4,6-Trinitrotoluene	1	97	65	105
	OD-SO-L11B02-0814MS	SOIL		MS	2,4-Dinitrotoluene	1	100	79	119
	OD-SO-L11B02-0814MS	SOIL		MS	2,6-Dinitrotoluene	1	99	79	119
	OD-SO-L11B02-0814MS	SOIL		MS	2-Amino-4,6-dinitrotoluene	1	103	79	119
	OD-SO-L11B02-0814MS	SOIL		MS	2-Nitrotoluene	1	99	78	118
	OD-SO-L11B02-0814MS	SOIL		MS	3,4-Dinitrotoluene	1	97	75	115
	OD-SO-L11B02-0814MS	SOIL		MS	3-Nitrotoluene	1	99	77	117
	OD-SO-L11B02-0814MS	SOIL		MS	4-Amino-2,6-dinitrotoluene	1	103	81	121
	OD-SO-L11B02-0814MS	SOIL		MS	4-Nitrotoluene	1	99	78	118
	OD-SO-L11B02-0814MS	SOIL		MS	HMX	1	100	80	120
	OD-SO-L11B02-0814MS	SOIL		MS	Nitrobenzene	1	102	80	120
	OD-SO-L11B02-0814MS	SOIL		MS	Nitroglycerin	1	89	76	116
	OD-SO-L11B02-0814MS	SOIL		MS	PETN	1	91	76	116
	OD-SO-L11B02-0814MS	SOIL		MS	RDX	1	92	82	122
	OD-SO-L11B02-0814MS	SOIL		MS	Tetryl	1	94	63	120
	OD-SO-L11B02-0814MSD	SOIL		SD	1,3,5-Trinitrobenzene	1	101	81	121
	OD-SO-L11B02-0814MSD	SOIL		SD	1,3-Dinitrobenzene	1	101	81	121
	OD-SO-L11B02-0814MSD	SOIL		SD	2,4,6-Trinitrotoluene	1	98	65	105
	OD-SO-L11B02-0814MSD	SOIL		SD	2,4-Dinitrotoluene	1	100	79	119
	OD-SO-L11B02-0814MSD	SOIL		SD	2,6-Dinitrotoluene	1	99	79	119
	OD-SO-L11B02-0814MSD	SOIL		SD	2-Amino-4,6-dinitrotoluene	1	103	79	119
	OD-SO-L11B02-0814MSD	SOIL		SD	2-Nitrotoluene	1	99	78	118
	OD-SO-L11B02-0814MSD	SOIL		SD	3,4-Dinitrotoluene	1	96	75	115
	OD-SO-L11B02-0814MSD	SOIL		SD	3-Nitrotoluene	1	99	77	117
	OD-SO-L11B02-0814MSD	SOIL		SD	4-Amino-2,6-dinitrotoluene	1	103	81	121
	OD-SO-L11B02-0814MSD	SOIL		SD	4-Nitrotoluene	1	99	78	118
	OD-SO-L11B02-0814MSD	SOIL		SD	HMX	1	100	80	120
	OD-SO-L11B02-0814MSD	SOIL		SD	Nitrobenzene	1	102	80	120
	OD-SO-L11B02-0814MSD	SOIL		SD	Nitroglycerin	1	88	76	116
	OD-SO-L11B02-0814MSD	SOIL		SD	PETN	1	89	76	116
	OD-SO-L11B02-0814MSD	SOIL		SD	RDX	1	91	82	122
	OD-SO-L11B02-0814MSD	SOIL		SD	Tetryl	1	95	63	120

Table 8. Matrix Spike and Matrix Spike Duplicate Samples Data Summary for Open Detonation Unit Incremental Soil Samples, Kirtland Air Force Base, August 2014

Method	Sample ID	Matrix	SDG	QA/QC Type	Analyte	Dilution	% Recovery	Lower Control Limit	Upper Control Limit

Bold formatting indicates recoveries below the lower control limit or above the upper control limit.

QA/QC Type

MS = Matrix Spike
SD = Matrix Spike Duplicate

Table 9. Relative Standard Deviation Data Summary for Open Detonation Unit Incremental Soil Samples, Kirtland Air Force Base, August 2014

Method	Analyte	Units	OD-SO-H10B01-0814	OD-SO-H10B01-D14	OD-SO-H10B01-T14	Std Dev	Mean	%RSD
SW6020	Antimony	mg/kg	0.55	0.38	0.49	0.09	0.47	18
SW6020	Arsenic	mg/kg	6.9	5.3	5	1.02	5.73	18
SW6020	Barium	mg/kg	150	150	140	5.77	146.67	4
SW6020	Beryllium	mg/kg	0.64	0.62	0.59	0.03	0.62	4
SW6020	Cadmium	mg/kg	0.31	0.33	0.33	0.01	0.32	4
SW6020	Chromium	mg/kg	14	14	13	0.58	13.67	4
SW6020	Cobalt	mg/kg	5.7	5.5	5.3	0.20	5.50	4
SW6020	Copper	mg/kg	22	21	36	8.39	26.33	32
SW6020	Lead	mg/kg	36	28	33	4.04	32.33	12
SW6020	Nickel	mg/kg	12	11	11	0.58	11.33	5
SW6020	Selenium	mg/kg	0.27	0.24	0.25	0.02	0.25	6
SW6020	Silver	mg/kg	0.16	0.18	0.14	0.02	0.16	13
SW6020	Thallium	mg/kg	0.17	0.17	0.16	0.01	0.17	3
SW6020	Vanadium	mg/kg	28	27	26	1.00	27.00	4
SW6020	Zinc	mg/kg	62	62	75	7.51	66.33	11
SW6850	Perchlorate	µg/kg	1300	1300	980	184.75	1193.33	15
SW7471	Mercury	mg/kg	0.044	0.038	0.033	0.01	0.04	14
SW8330B	RDX	mg/kg	1.1	0.05	0.23	0.56	0.46	**122**

Method	Analyte	Units	OD-SO-K09B02-0814	OD-SO-K09B02-D14	OD-SO-K09B02-T14	Std Dev	Mean	%RSD
SW6020	Antimony	mg/kg	0.58	0.51	0.61	0.05	0.57	9
SW6020	Arsenic	mg/kg	5.1	4.9	5	0.10	5.00	2
SW6020	Barium	mg/kg	170	130	130	23.09	143.33	16
SW6020	Beryllium	mg/kg	0.56	0.54	0.54	0.01	0.55	2
SW6020	Cadmium	mg/kg	0.38	0.28	0.29	0.06	0.32	17
SW6020	Chromium	mg/kg	24	14	16	5.29	18.00	29
SW6020	Cobalt	mg/kg	5.2	4.8	5.1	0.21	5.03	4
SW6020	Copper	mg/kg	46	25	26	11.85	32.33	37
SW6020	Lead	mg/kg	46	29	31	9.29	35.33	26
SW6020	Nickel	mg/kg	16	10	11	3.21	12.33	26
SW6020	Selenium	mg/kg	0.34	0.21	0.2	0.08	0.25	31
SW6020	Silver	mg/kg	0.12	0.15	0.18	0.03	0.15	20
SW6020	Thallium	mg/kg	0.17	0.15	0.15	0.01	0.16	7
SW6020	Vanadium	mg/kg	26	24	25	1.00	25.00	4
SW6020	Zinc	mg/kg	63	57	64	3.79	61.33	6
SW6850	Perchlorate	µg/kg	770	930	1400	327.47	1033.33	32
SW7471	Mercury	mg/kg	0.025	0.036	0.028	0.01	0.03	19
SW8330B	Nitroglycerin	mg/kg	2.48	0.15	0.25	1.32	0.96	**137**

Table 9. Relative Standard Deviation Data Summary for Open Detonation Unit Incremental Soil Samples, Kirtland Air Force Base, August 2014

Method	Analyte	Units	OD-SO-L11B02-0814	OD-SO-L11B02-D14	OD-SO-L11B02-T14	Std Dev	Mean	%RSD
SW6020	Antimony	mg/kg	0.37	0.28	0.42	0.07	0.36	20
SW6020	Arsenic	mg/kg	5.3	5.6	5.4	0.15	5.43	3
SW6020	Barium	mg/kg	110	110	120	5.77	113.33	5
SW6020	Beryllium	mg/kg	0.68	0.68	0.7	0.01	0.69	2
SW6020	Cadmium	mg/kg	0.26	0.25	0.24	0.01	0.25	4
SW6020	Chromium	mg/kg	14	14	15	0.58	14.33	4
SW6020	Cobalt	mg/kg	5.4	5.5	5.6	0.10	5.50	2
SW6020	Copper	mg/kg	21	22	20	1.00	21.00	5
SW6020	Lead	mg/kg	45	23	46	13.00	38.00	34
SW6020	Nickel	mg/kg	12	12	12	0.00	12.00	0
SW6020	Selenium	mg/kg	0.24	0.24	0.25	0.01	0.24	2
SW6020	Thallium	mg/kg	0.17	0.18	0.18	0.01	0.18	3
SW6020	Tin	mg/kg	2.1	2.1	2.1	0.00	2.10	0
SW6020	Vanadium	mg/kg	25	25	25	0.00	25.00	0
SW6020	Zinc	mg/kg	48	49	53	2.65	50.00	5
SW6850	Perchlorate	µg/kg	130	120	76	28.73	108.67	26
SW7471	Mercury	mg/kg	0.041	0.052	0.043	0.01	0.05	13
SW8330B	Nitroglycerin	mg/kg	0.525	0.25	1.2	0.49	0.66	**74**

Method	Analyte	Units	OD-SO-J15A01-0814	OD-SO-J15A01-D14	OD-SO-J15A01-T15	Std Dev	Mean	%RSD
SW6020	Antimony	mg/kg	0.68	0.44	0.75	0.16	0.62	26
SW6020	Arsenic	mg/kg	5	4.7	4.8	0.15	4.83	3
SW6020	Barium	mg/kg	120	120	120	0.00	120.00	0
SW6020	Beryllium	mg/kg	0.67	0.64	0.63	0.02	0.65	3
SW6020	Chromium	mg/kg	14	13	13	0.58	13.33	4
SW6020	Cobalt	mg/kg	5.3	5.1	5.1	0.12	5.17	2
SW6020	Copper	mg/kg	11	11	11	0.00	11.00	0
SW6020	Lead	mg/kg	37	23	37	8.08	32.33	25
SW6020	Nickel	mg/kg	11	11	10	0.58	10.67	5
SW6020	Selenium	mg/kg	0.22	0.22	0.22	0.00	0.22	0
SW6020	Silver	mg/kg	0.053	0.061	0.05	0.01	0.05	10
SW6020	Thallium	mg/kg	0.16	0.16	0.15	0.01	0.16	4
SW6020	Vanadium	mg/kg	28	26	26	1.15	26.67	4
SW6020	Zinc	mg/kg	40	38	38	1.15	38.67	3
SW6850	Perchlorate	µg/kg	23	17	13	5.03	17.67	28
SW7471	Mercury	mg/kg	0.053	0.035	0.03	0.01	0.04	31
SW8330B	HMX	mg/kg	0.02	0.026	0.018	0.00	0.02	20
SW8330B	RDX	mg/kg	0.1	0.12	0.1	0.01	0.11	11

Table 9. Relative Standard Deviation Data Summary for Open Detonation Unit Incremental Soil Samples, Kirtland Air Force Base, August 2014

Method	Analyte	Units	OD-SO-H08A02-0814	OD-SO-H08A02-0814-D14	OD-SO-H08A02-0814-T14	Std Dev	Mean	%RSD
SW6020	Antimony	mg/kg	0.55	0.66	0.85	0.15	0.69	22
SW6020	Arsenic	mg/kg	8	6.5	7.3	0.75	7.27	10
SW6020	Barium	mg/kg	130	120	130	5.77	126.67	5
SW6020	Beryllium	mg/kg	0.58	0.54	0.58	0.02	0.57	4
SW6020	Cadmium	mg/kg	0.37	0.48	0.36	0.07	0.40	17
SW6020	Chromium	mg/kg	13	15	13	1.15	13.67	8
SW6020	Cobalt	mg/kg	5.1	5.4	5.2	0.15	5.23	3
SW6020	Copper	mg/kg	17	19	19	1.15	18.33	6
SW6020	Lead	mg/kg	47	39	51	6.11	45.67	13
SW6020	Nickel	mg/kg	10	12	11	1.00	11.00	9
SW6020	Selenium	mg/kg	0.23	0.22	0.23	0.01	0.23	3
SW6020	Silver	mg/kg	0.2	0.21	0.18	0.02	0.20	8
SW6020	Thallium	mg/kg	0.33	0.15	0.16	0.10	0.21	47
SW6020	Tin	mg/kg	2	2.4	2	0.23	2.13	11
SW6020	Vanadium	mg/kg	25	24	25	0.58	24.67	2
SW6020	Zinc	mg/kg	49	53	53	2.31	51.67	4
SW7471	Mercury	mg/kg	0.031	0.032	0.031	0.00	0.03	2
SW8330B	HMX	mg/kg	0.056	0.045	0.03	0.01	0.04	30
SW8330B	Nitroglycerin	mg/kg	0.25	0.25	1.2	0.55	0.57	**97**
SW6850	Perchlorate	µg/kg	640	690	740	50.00	690.00	7

Notes:
mg/kg - milligrams per kilogram
%RDS - percent relative standard deviation
Std Dev - standard deviation
µg/kg - micrograms per kilogram

APPENDIX G

Discrete Soil Sampling Logs

PROJECT NUMBER	BORING NUMBER	
427917.10.07	HO9-B1-01	SHEET 1 OF 2

SOIL BORING LOG

PROJECT : OD unit, discrete soil sampling **LOCATION :** OD unit, KAFB **ELEVATION :** N/A
DRILLING CONTRACTOR/DRILLER : Earthworx/Louis Truirllo **COORDINATES:** 34.97793177 106.476714
DRILLING METHOD/EQUIPMENT : Direct push rig
DIRECTION OF HOLE: vertical **Radiation detector:** Frisker **TOTAL DEPTH OF BORING :** 15 ft
WATER LEVEL : N/A **START : 12/8/2015 1250** **END: 12/8/2015 1315** **LOGGER :** R. Greer

DEPTH BELOW SURFACE (FT)	INTERVAL (FT)	RECOVERY (IN)	#/TYPE	USCS CODE	SOIL DESCRIPTION: SOIL NAME, USCS GROUP SYMBOL, COLOR, MOISTURE CONTENT, RELATIVE DENSITY, OR CONSISTENCY, SOIL STRUCTURE, MINERALOGY.	COMMENTS: DEBRIS ENCOUNTERED, PID RESULTS. SAMPLE COLLECTION (date, time, sample ID)
0			Hand Auger			
1		12"				collect sample OT29-S0-HO9B1-01-0001 at 1330
			Nominal 2in			collect sample OT29-FD-HO9B1-01-0001 at 1335
2						
				ML	Sandy Silt, 30% sand, fine, dry, non cohesive, non plastic, trace gravel (fine) 7.5 YR 7/4	85 cpm
3						
4						
5		47"				collect sample 4-5 @ 1345
			Nominal 2in			OT29-S0-HO9B1-01-0405
6						
7				ML	Same As Above	
8						80 cpm
					Increasing Silt	
9						
10		45"		ML	Silt, 15% fine sand, dry, non plastic, non cohesive. 7.5 YR 6/4	collect sample @ 1350 OT29-S0-HO9B1-01-0910

PROJECT NUMBER	BORING NUMBER	
427917.10.07	HO9-B1-01	SHEET 2 OF 2

SOIL BORING LOG

PROJECT : OD unit, discrete soil sampling **LOCATION :** OD unit, KAFB **ELEVATION :** N/A

DRILLING CONTRACTOR/DRILLER : Earthworx/Louis Truirllo **COORDINATES:** 34.97793177 106.476714

DRILLING METHOD/EQUIPMENT : Direct push rig

DIRECTION OF HOLE: vertical **Radiation detector:** **TOTAL DEPTH OF BORING :** 15 ft

WATER LEVEL : N/A **START : 12/8/15 1325** **END: 12/8/15 1350** **LOGGER :** R. Greer

DEPTH BELOW SURFACE (FT)	INTERVAL (FT)	RECOVERY (IN)	#/TYPE	USCS CODE	SOIL DESCRIPTION SOIL NAME, USCS GROUP SYMBOL, COLOR, MOISTURE CONTENT, RELATIVE DENSITY, OR CONSISTENCY, SOIL STRUCTURE, MINERALOGY.	COMMENTS DEBRIS ENCOUNTERED, PID RESULTS. SAMPLE COLLECTION (date, time, sample ID)
10						
11						
12				ML	Sandy Silt, w/gravel, 20% sand fine, 10% fine sub rounded gravel, dry, 7.5 YR 7/4 non cohesive, non plastic	80 cpm
13						
14				SM	Slity Sand, fine w/coarse sand, trace fine gravel, dry, non cohesive, non plastic. 10 YR 4/6	collect sample 14-15 @ 1400 OT29-S0-HO9B1-01-1415
15		42 "				Hole backfilled with native soil and bentonite chips

PROJECT NUMBER	BORING NUMBER	
427917.10.07	JO9-A1-02	SHEET 1 OF 2

SOIL BORING LOG

PROJECT : OD unit, discrete soil sampling **LOCATION :** OD unit, KAFB **ELEVATION :** N/A

DRILLING CONTRACTOR/DRILLER : Earthworx/Louis Truirllo **COORDINATES:** 34.97802395 106.4763961

DRILLING METHOD/EQUIPMENT : Direct push rig

DIRECTION OF HOLE: vertical **Radiation detector:** Frisker **TOTAL DEPTH OF BORING :** 15 ft

WATER LEVEL : N/A **START : 12/8/2015 1040** **END: 12/8/2015 1130** **LOGGER :** R. Greer

DEPTH BELOW SURFACE (FT)	INTERVAL (FT)	RECOVERY (IN)	#/TYPE	USCS CODE	SOIL DESCRIPTION SOIL NAME, USCS GROUP SYMBOL, COLOR, MOISTURE CONTENT, RELATIVE DENSITY, OR CONSISTENCY, SOIL STRUCTURE, MINERALOGY.	COMMENTS DEBRIS ENCOUNTERED, PID RESULTS. SAMPLE COLLECTION (date, time, sample ID)
0			Hand Auger	SM	Silty Sand, 40% silt, dry , trace fine gravel, non plastic, non cohesive (SM) 2.5 YR 4/3	Collect sample OT29-J09A1-02-0001 at 1040
1		12"	Nominal 2in			
2				SM	Same As Above (SM) w/5% fine gravel	
3						80 cpm
				SM	Silty Sand, 30% silt, dry, trace fine gravel, non cohesive, non plastic, 2.5 YR 5/3	
4						
				ML	Sandy Silt (ML), trace fine gravel, sub round, dry, 30% sand, fine, non plastic, non cohesive 10 YR 3/2	
5		46"	Nominal 2in			collect sample 4-5 @ 1120 OT29-J09A1-02-0405
6				ML	Same As Above, Increasing sand 10 YR 5/4	
7					Increasing Sand	
8				SM	Silty Sand, 30% silt, light gray, 5% fine gravel, fractured clast at 8.5' silt is brown 10 YR 4/4	85 cpm
9						
10		55"				collect sample OT29-J09A1-02-0910 @ 1130

PROJECT NUMBER	BORING NUMBER	
427917.10.07	JO9-A1-02	SHEET 2 OF 2

SOIL BORING LOG

PROJECT : OD unit, discrete soil sampling **LOCATION :** OD unit, KAFB **ELEVATION :** N/A

DRILLING CONTRACTOR/DRILLER : Earthworx/Louis Truirllo **COORDINATES:** 34.97802395 106.4763961

DRILLING METHOD/EQUIPMENT : Direct push rig

DIRECTION OF HOLE: vertical **Radiation detector:** **TOTAL DEPTH OF BORING :** 15 ft

WATER LEVEL : N/A **START : 12/8/15 1040** **END: 12/8/15 1130** **LOGGER :** R. Greer

DEPTH BELOW SURFACE (FT)	INTERVAL (FT)	RECOVERY (IN)	#/TYPE	USCS CODE	SOIL DESCRIPTION SOIL NAME, USCS GROUP SYMBOL, COLOR, MOISTURE CONTENT, RELATIVE DENSITY, OR CONSISTENCY, SOIL STRUCTURE, MINERALOGY.	COMMENTS DEBRIS ENCOUNTERED, PID RESULTS. SAMPLE COLLECTION (date, time, sample ID)
10				SM	Silty Sand, 20% silt, 5% fine gravel non plastic, non cohesive, 10 YR 7/2	
11						
12						
13				SM	Silty Sand, 20% silt, 5% fine gravel non plastic, non cohesive, 10 YR 4/3	
14						collect sample @ 1140 OT29-J09A1-02-1415
15			45"			Hole backfilled with native soil and bentonite chips

PROJECT NUMBER	BORING NUMBER	
427917.10.07	JO9-A1-04	SHEET 1 OF 2

SOIL BORING LOG

PROJECT : OD unit, discrete soil sampling **LOCATION :** OD unit, KAFB **ELEVATION :** N/A

DRILLING CONTRACTOR/DRILLER : Earthworx/Louis Truirllo **COORDINATES:** 34.97802713 106.4762257

DRILLING METHOD/EQUIPMENT : Direct push rig

DIRECTION OF HOLE: vertical **Radiation detector:** Frisker **TOTAL DEPTH OF BORING :** 15 ft

WATER LEVEL : N/A **START : 12/8/2015 0800** **END: 12/8/2015 0825** **LOGGER :** T. Arrowood

DEPTH BELOW SURFACE (FT)	INTERVAL (FT)	RECOVERY (IN)	#/TYPE	USCS CODE	SOIL DESCRIPTION SOIL NAME, USCS GROUP SYMBOL, COLOR, MOISTURE CONTENT, RELATIVE DENSITY, OR CONSISTENCY, SOIL STRUCTURE, MINERALOGY.	COMMENTS DEBRIS ENCOUNTERED, PID RESULTS. SAMPLE COLLECTION (date, time, sample ID)
0			Hand Auger	SM	Silty sand, (SM), 2.5 YR 6/3, light reddish brown, dry, soft ~5% gravel, 20% silt, non plastic, non cohesive	40 cpm Collect sample OT29-SO-JO9A1-04-0001 at 0800
1			Nominal 2in			
2						
3				SA	as 0-3 w/ 5 YR 4/4, reddish brown color	50 cpm
4						Collect sample OT29-SO-J09A1-04-0405 at 0815
5			Nominal 2in	SM	silty sand- as 0-3	100 cpm at 5-6 ft
6				ML	Silty Sand (ML), 7.5 YR 7/4, dry, 25% sand, non cohesive, non plastic, trace fine gravel	
7						
8						50 cpm
9						
10						Collect sample OT29-SO-JO9A1-04-0910 at 0820

PROJECT NUMBER	BORING NUMBER	
427917.10.07	JO9-A1-04	SHEET 2 OF 2

SOIL BORING LOG

PROJECT : OD unit, discrete soil sampling **LOCATION :** OD unit, KAFB **ELEVATION :** N/A

DRILLING CONTRACTOR/DRILLER : Earthworx/Louis Truirllo **COORDINATES:** 34.97802713 106.4762257

DRILLING METHOD/EQUIPMENT : Direct push rig

DIRECTION OF HOLE: vertical **Radiation detector:** **TOTAL DEPTH OF BORING :** 15 ft

WATER LEVEL : N/A **START : 12/8/15 0800** **END: 12/8/15 0825** **LOGGER :** T. Arrowood

DEPTH BELOW SURFACE (FT)	INTERVAL (FT)	RECOVERY (IN)	#/TYPE	USCS CODE	SOIL DESCRIPTION SOIL NAME, USCS GROUP SYMBOL, COLOR, MOISTURE CONTENT, RELATIVE DENSITY, OR CONSISTENCY, SOIL STRUCTURE, MINERALOGY.	COMMENTS DEBRIS ENCOUNTERED, PID RESULTS. SAMPLE COLLECTION (date, time, sample ID)
10				SM	Silty Sand (SM), 7.5 YR 4/4, dry, 30% silt, trace gravel, med-hard, caliche	
						50 cpm
11						
12						
13						
14						55 cpm Collect sample OT29-SO-JO9A1-04-1415 at 0825
15						Hole backfilled with native soil and bentonite chips

PROJECT NUMBER	BORING NUMBER	
427917.10.07	JO9-A1-05	SHEET 1 OF 2

SOIL BORING LOG

PROJECT : OD unit, discrete soil sampling **LOCATION :** OD unit, KAFB **ELEVATION :** N/A

DRILLING CONTRACTOR/DRILLER : Earthworx/Louis Truirllo **COORDINATES:** 34.97795797 106.4764794

DRILLING METHOD/EQUIPMENT : Direct push rig

DIRECTION OF HOLE: vertical **Radiation detector:** Frisker **TOTAL DEPTH OF BORING :** 15 ft

WATER LEVEL : N/A **START : 12/8/2015 1145** **END: 12/8/2015 1205** **LOGGER :** R. Greer

DEPTH BELOW SURFACE (FT)	INTERVAL (FT)	RECOVERY (IN)	#/TYPE	USCS CODE	SOIL DESCRIPTION: SOIL NAME, USCS GROUP SYMBOL, COLOR, MOISTURE CONTENT, RELATIVE DENSITY, OR CONSISTENCY, SOIL STRUCTURE, MINERALOGY.	COMMENTS: DEBRIS ENCOUNTERED, PID RESULTS. SAMPLE COLLECTION (date, time, sample ID)
0			Hand Auger	SM	Silty Sand, 30% silt, brown , non cohesive, non plastic, dry, trace to 5% fine gravel. 5 YR 4/4	collect sample OT29-SO-JO9A1-05-0001
1		12"	Nominal 2in			collect sample FD at 1155 OT29-FD-JO9A1-05-0001
2						
				ML	Sandy Silty, 30% fine sand, dry, non cohesive, non plastic, 7.5 YR 7/3	80 cpm
3						
4						
				SM	Silty Sand, fine, 30% silt, dry, non cohesive, non plastic, 7.5YR 8/2	
5		45"	Nominal 2in	ML	Increasing silt, dry, caliche	collect sample 4-5 @ 1205 OT29-SO-JO9A1-05-0405
6						
7						
				SM	Silty Sand, 30% silt, dry, trace to 5% fine gravel non plastic, non cohesive, 5 YR 6/4	
8						
9						
				SM	Increasing Gravel- 5% fine	
10		40"				collect sample 9-10 @ 1210 OT29-SO-JO9A1-05-0910

PROJECT NUMBER	BORING NUMBER	
427917.10.07	JO9-A1-05	SHEET 2 OF 2

SOIL BORING LOG

PROJECT : OD unit, discrete soil sampling **LOCATION :** OD unit, KAFB **ELEVATION :** N/A

DRILLING CONTRACTOR/DRILLER : Earthworx/Louis Truirllo **COORDINATES:** 34.97795797 106.4764794

DRILLING METHOD/EQUIPMENT : Direct push rig

DIRECTION OF HOLE: vertical **Radiation detector:** **TOTAL DEPTH OF BORING :** 15 ft

WATER LEVEL : N/A **START : 12/8/15 1145** **END: 12/8/15 1205** **LOGGER :** R. Greer

DEPTH BELOW SURFACE (FT)	INTERVAL (FT)	RECOVERY (IN)	#/TYPE	USCS CODE	SOIL DESCRIPTION SOIL NAME, USCS GROUP SYMBOL, COLOR, MOISTURE CONTENT, RELATIVE DENSITY, OR CONSISTENCY, SOIL STRUCTURE, MINERALOGY.	COMMENTS DEBRIS ENCOUNTERED, PID RESULTS. SAMPLE COLLECTION (date, time, sample ID)
10						
11						
				ML	Sandy Silt, 30% fine sand, dry, non plastic, non cohesive. 10 YR 7/3	
12						85 cpm
13						
				SM	Sandy Silt, with gravel, 15% silt, 15% gravel, fine, dry, gravel sub rounded to sub angular	
14						
						collect sample 14-15 @ 1220
						OT29-SO-JO9A1-05-1415
15		46"				Hole backfilled with native soil and bentonite chips

PROJECT NUMBER	BORING NUMBER	
427917.10.07	JO9-A1-07	SHEET 1 OF 2

SOIL BORING LOG

PROJECT : OD unit, discrete soil sampling **LOCATION :** OD unit, KAFB **ELEVATION :** N/A

DRILLING CONTRACTOR/DRILLER : Earthworx/Louis Truirllo **COORDINATES:** 34.97795685 106.476309

DRILLING METHOD/EQUIPMENT : Direct push rig

DIRECTION OF HOLE: vertical **Radiation detector:** Frisker **TOTAL DEPTH OF BORING :** 15 ft

WATER LEVEL : N/A **START : 12/8/2015 0835** **END: 12/8/2015 0906** **LOGGER :** T. Arrowood

DEPTH BELOW SURFACE (FT)	INTERVAL (FT)	RECOVERY (IN)	#/TYPE	USCS CODE	SOIL DESCRIPTION: SOIL NAME, USCS GROUP SYMBOL, COLOR, MOISTURE CONTENT, RELATIVE DENSITY, OR CONSISTENCY, SOIL STRUCTURE, MINERALOGY.	COMMENTS: DEBRIS ENCOUNTERED, PID RESULTS. SAMPLE COLLECTION (date, time, sample ID)
0			Hand Auger	SM	Silty sand, (SM), 2.5 YR 6/3, light reddish brown, dry, soft ~5% gravel, 20% silt, non plastic, non cohesive	40 cpm Collect sample OT29-SO-JO9A1-07-0001 at 0835
1			Nominal 2in			
2						
3				SM	as 0-3 w/ 5 YR 4/4, reddish brown color	
4						60 cpm Collect sample at 0848 OT29-SO-J09A1-07-0405
5			Nominal 2in	ML	Sandy Silt (SM), 7.5 YR 7/4, dry, 25% sand, non cohesive, non plastic, trace fine gravel	collect sample at 0850 OT29-FD-JO9A1-07-0405
6						
7						
8						
9						50cpm Collect sample at 0858 OT29-SO-JO9A1-04-0910
10						

PROJECT NUMBER	BORING NUMBER	
427917.10.07	JO9-A1-07	SHEET 2 OF 2

SOIL BORING LOG

PROJECT : OD unit, discrete soil sampling **LOCATION :** OD unit, KAFB **ELEVATION :** N/A

DRILLING CONTRACTOR/DRILLER : Earthworx/Louis Truirllo **COORDINATES:** 34.97795685 106.476309

DRILLING METHOD/EQUIPMENT : Direct push rig

DIRECTION OF HOLE: vertical **Radiation detector:** **TOTAL DEPTH OF BORING :** 15 ft

WATER LEVEL : N/A **START : 12/8/15 0835** **END: 12/8/15 0906** **LOGGER :** T. Arrowood

DEPTH BELOW SURFACE (FT)	INTERVAL (FT)	RECOVERY (IN)	#/TYPE	USCS CODE	SOIL DESCRIPTION SOIL NAME, USCS GROUP SYMBOL, COLOR, MOISTURE CONTENT, RELATIVE DENSITY, OR CONSISTENCY, SOIL STRUCTURE, MINERALOGY.	COMMENTS DEBRIS ENCOUNTERED, PID RESULTS. SAMPLE COLLECTION (date, time, sample ID)
10					as 5-10	
11				SM	Silty Sand (SM), 7.5 YR 4/4, dry, 40% silt, trace, gravel, hard w/caliche	
12						
13						
14						collect sample at 0906 OT29-SO-JO9A1-07-1415
15						Hole backfilled with native soil and bentonite chips

PROJECT NUMBER	BORING NUMBER	
427917.10.07	JO9-A1-09	SHEET 1 OF 2

SOIL BORING LOG

PROJECT : OD unit, discrete soil sampling **LOCATION :** OD unit, KAFB **ELEVATION :** N/A

DRILLING CONTRACTOR/DRILLER : Earth Worx/Louis Trujillo **COORDINATES:** 34.97788912 106.4765609

DRILLING METHOD/EQUIPMENT : Direct push rig

DIRECTION OF HOLE: vertical **Radiation detector:** Frisker **TOTAL DEPTH OF BORING :** 15 ft

WATER LEVEL : N/A **START : 12/8/2015 1250** **END: 12/8/2015 1315** **LOGGER :** R. Greer

DEPTH BELOW SURFACE (FT)	INTERVAL (FT)	RECOVERY (IN)	#/TYPE	USCS CODE	SOIL DESCRIPTION SOIL NAME, USCS GROUP SYMBOL, COLOR, MOISTURE CONTENT, RELATIVE DENSITY, OR CONSISTENCY, SOIL STRUCTURE, MINERALOGY.	COMMENTS DEBRIS ENCOUNTERED, PID RESULTS. SAMPLE COLLECTION (date, time, sample ID)
0			Hand Auger			
1		12"	Nominal 2in			collect sample 0-1 @ 1245 OT29-SO-JO9A1-09-0001
2						
3				SM	Silty Sand, 40% silt, trace fine gravel, dry, non plastic, non cohesive, 7.5 YR 4/3	
4						
				SM	Silty Sand, 25% silt, dry, 5% fine gravel, non plastic non cohesive, gravel is angular. 10 YR 8/3	
5		36"	Nominal 2in			collect sample 4-5 @ 1305 OT29-SO-JO9A1-09-0405
6						
				ML	Sandy Silt, 40% fine sand trace coarse sand, dry, non cohesive, non plastic. 7.5 YR 6/4	
7						
8						
				SM	Silty Sand, w/30% silt, 5% fine gravel, sub angular to sub round, dry, non cohesive, non plastic. 7.5 YR 5/6	
9						
10		46"				collect sample @ 1310 OT29-SO-JO9A1-09-0910

PROJECT NUMBER	BORING NUMBER	
427917.10.07	JO9-A1-09	SHEET 2 OF 2

SOIL BORING LOG

PROJECT : OD unit, discrete soil sampling **LOCATION :** OD unit, KAFB **ELEVATION :** N/A

DRILLING CONTRACTOR/DRILLER : Earth Worx/Louis Trujillo **COORDINATES:** 34.97788912 106.4765609

DRILLING METHOD/EQUIPMENT : Direct push rig

DIRECTION OF HOLE: vertical **Radiation detector:** **TOTAL DEPTH OF BORING :** 15 ft

WATER LEVEL : N/A **START : 12/8/15 1250** **END: 12/8/15 1305** **LOGGER :** R. Greer

DEPTH BELOW SURFACE (FT)	INTERVAL (FT)	RECOVERY (IN)	#/TYPE	USCS CODE	SOIL DESCRIPTION SOIL NAME, USCS GROUP SYMBOL, COLOR, MOISTURE CONTENT, RELATIVE DENSITY, OR CONSISTENCY, SOIL STRUCTURE, MINERALOGY.	COMMENTS DEBRIS ENCOUNTERED, PID RESULTS. SAMPLE COLLECTION (date, time, sample ID)
10			Nominal 2in			
11				SM	Same As Above	
12						
13						
14				ML	Silt, 15% fine sand, dry, non plastic, non cohesive. 10 YR 6/8	collect sample 14-15 @ 1315 OT29-SO-JO9A1-09-1415
15		50"				Hole backfilled with native soil and bentonite chips

PROJECT NUMBER	BORING NUMBER	
427917.10.07	JO9-A1-11	SHEET 1 OF 2

SOIL BORING LOG

PROJECT : OD unit, discrete soil sampling **LOCATION :** OD unit, KAFB **ELEVATION :** N/A

DRILLING CONTRACTOR/DRILLER : Earth Worx/Louis Trujillo **COORDINATES:** 34.97788657 106.476394

DRILLING METHOD/EQUIPMENT : Direct push rig

DIRECTION OF HOLE: vertical **Radiation detector:** Frisker **TOTAL DEPTH OF BORING :** 15 ft

WATER LEVEL : N/A **START : 12/8/2015 1000** **END: 12/8/2015 1055** **LOGGER :** R. Greer

DEPTH BELOW SURFACE (FT)	INTERVAL (FT)	RECOVERY (IN)	#/TYPE	USCS CODE	SOIL DESCRIPTION: SOIL NAME, USCS GROUP SYMBOL, COLOR, MOISTURE CONTENT, RELATIVE DENSITY, OR CONSISTENCY, SOIL STRUCTURE, MINERALOGY.	COMMENTS: DEBRIS ENCOUNTERED, PID RESULTS. SAMPLE COLLECTION (date, time, sample ID)
0			Hand Auger	SM	Silty sand, (SM), 30% silt, dry, trace fine gravel 5 YR 5/3, non plastic, non cohesive	85 cpm Collect sample OT29-SO-J09A1-11-0001
1		12"	Nominal 2in			and MS/MSD at 1000
2					Increasing gravel, 5% fine, Rounded to sub angular	
3						
4				SM	Silty Sand, 20% silt, dry, non plastic, non cohesive, tan 2.5 YR 5/3	collect sample 4-5 at 1010 OT29SO--J09A1-11-0405
5		48"	Nominal 2in	SM	Silty Sand (SM), 5% fine sub rounded gravel, brown, non plastic, non cohesive 2.5 YR 5/3	
6					Increasing Sand	
7				SM	Silty Sand, 25% silt, tannish brown 5% fine gravel, dry, non cohesive, non plastic	5-10 - 80 cpm
8						
9					Increasing Clay/Silt	
10		52"		ML	Silt, tan, 5% fine sand, moist slightly cohesive, non plastic. 5 YR 8/2	collect sample 9-10 at 1020 OT29-SO-J09A1-11-0910

PROJECT NUMBER	BORING NUMBER	
427917.10.07	JO9-A1-11	SHEET 2 OF 2

SOIL BORING LOG

PROJECT : OD unit, discrete soil sampling **LOCATION :** OD unit, KAFB **ELEVATION :** N/A

DRILLING CONTRACTOR/DRILLER : Earth Worx/Louis Trujillo **COORDINATES:** 34.97788657 106.476394

DRILLING METHOD/EQUIPMENT : Direct push rig

DIRECTION OF HOLE: vertical **Radiation detector:** **TOTAL DEPTH OF BORING :** 15 ft

WATER LEVEL : N/A **START : 12/8/15 1000** **END: 12/8/15 1055** **LOGGER :** R. Greer

DEPTH BELOW SURFACE (FT)	INTERVAL (FT)	RECOVERY (IN)	#/TYPE	USCS CODE	SOIL DESCRIPTION SOIL NAME, USCS GROUP SYMBOL, COLOR, MOISTURE CONTENT, RELATIVE DENSITY, OR CONSISTENCY, SOIL STRUCTURE, MINERALOGY.	COMMENTS DEBRIS ENCOUNTERED, PID RESULTS. SAMPLE COLLECTION (date, time, sample ID)
10			Nominal 2in			
				SM	Silty Sand w/gravel, fine sand, tannish brown, w/20% silt, 10% fine, sub angular, dry, 2.5 YR 5/2	
11						
12						Average= 80 cpm
13						
					Sharp transition to sandy silt, tan, w/light gray, brown mottling, w/5% fine sub rounded gravel, becoming brown w/depth	
14						
						collect sample 14-15 @ 1030 OT29-SO-J09A1-11-1415
15		56"				Hole backfilled with native soil and bentonite chips

PROJECT NUMBER	BORING NUMBER	
427917.10.07	JO9-A1-15	SHEET 1 OF 2

SOIL BORING LOG

PROJECT : OD unit, discrete soil sampling **LOCATION :** OD unit, KAFB **ELEVATION :** N/A

DRILLING CONTRACTOR/DRILLER : Earth Worx/Louis Trujillo **COORDINATES:** 34.97782059 106.4764773

DRILLING METHOD/EQUIPMENT : Direct push rig

DIRECTION OF HOLE: vertical **Radiation detector:** Frisker **TOTAL DEPTH OF BORING :** 15 ft

WATER LEVEL : N/A **START : 12/8/2015 1405** **END: 12/8/2015 1440** **LOGGER :** R. Greer

DEPTH BELOW SURFACE (FT)	INTERVAL (FT)	RECOVERY (IN)	#/TYPE	USCS CODE	SOIL DESCRIPTION: SOIL NAME, USCS GROUP SYMBOL, COLOR, MOISTURE CONTENT, RELATIVE DENSITY, OR CONSISTENCY, SOIL STRUCTURE, MINERALOGY.	COMMENTS: DEBRIS ENCOUNTERED, PID RESULTS. SAMPLE COLLECTION (date, time, sample ID)
0			Hand Auger	SM	Sandy Silt, 30% silt, trace fine gravel, non plastic, non cohesive. 5 YR 4/4	
1		12"	Nominal 2in			collect sample 0-1 @ 1415 OT29-SO-J09A1-15-0001 OT29-FD-J09A1-15-0001, only Metals, Explosives and Perchlorate
2						
3						80 cpm
				ML	Sandy Silt, 20% sand, fine, dry, non plastic, non cohesive. 7.5 YR 7/5	
4				SM	Silty Sand, 30% silt, dry, fine sand, non cohesive, non plastic. 10 YR 7/4	
5		36"	Nominal 2in			collect sample 4-5 @ 1430 OT29-SO-J09A1-15-0405
6						
				SM	Same As Above	
7					Increasing coarse sand/fine gravel	
8						
9				SM	Silty Sand, 20% silt, 5% fine gravel, non cohesive, non plastic. 10 YR 5/6	
10		46"				collect sample 9-10 @ 1435 OT29-SO-J09A1-15-0910

PROJECT NUMBER	BORING NUMBER	
427917.10.07	J09-A1-15	SHEET 2 OF 2

SOIL BORING LOG

PROJECT : OD unit, discrete soil sampling **LOCATION :** OD unit, KAFB **ELEVATION :** N/A

DRILLING CONTRACTOR/DRILLER : Earth Worx/Louis Trujillo **COORDINATES:** 34.97782059 106.4764773

DRILLING METHOD/EQUIPMENT : Direct push rig

DIRECTION OF HOLE: vertical **Radiation detector:** **TOTAL DEPTH OF BORING :** 15 ft

WATER LEVEL : N/A **START : 12/8/15 1405** **END: 12/8/15 1440** **LOGGER :** R. Greer

DEPTH BELOW SURFACE (FT)	INTERVAL (FT)	RECOVERY (IN)	#/TYPE	USCS CODE	SOIL DESCRIPTION SOIL NAME, USCS GROUP SYMBOL, COLOR, MOISTURE CONTENT, RELATIVE DENSITY, OR CONSISTENCY, SOIL STRUCTURE, MINERALOGY.	COMMENTS DEBRIS ENCOUNTERED, PID RESULTS. SAMPLE COLLECTION (date, time, sample ID)
10			Nominal 2in			
11				SM	Silty Sand, 20% silt, w/5-10% fine gravel, sub angular, dry, non-cohesive, non plastic. 7.5 YR 5/4	
12						
13						
14						collect sample 14-15 @ 1450 OT29-SO-J09A1-15-1415
15		48 "				Hole backfilled with native soil and bentonite chips

PROJECT NUMBER	BORING NUMBER	
427917.10.07	J09-A1-17	SHEET 1 OF 2

SOIL BORING LOG

PROJECT : OD unit, discrete soil sampling **LOCATION :** OD unit, KAFB **ELEVATION :** N/A

DRILLING CONTRACTOR/DRILLER : Earth Worx/Louis Trujillo **COORDINATES:** 34.97781661 106.4763086

DRILLING METHOD/EQUIPMENT : Direct push rig

DIRECTION OF HOLE: vertical **Radiation detector:** Frisker **TOTAL DEPTH OF BORING :** 15 ft

WATER LEVEL : N/A **START : 12/9/2015 0935** **END: 12/9/2015 0955** **LOGGER :** R. Greer

DEPTH BELOW SURFACE (FT)	INTERVAL (FT)	RECOVERY (IN)	#/TYPE	USCS CODE	SOIL DESCRIPTION: SOIL NAME, USCS GROUP SYMBOL, COLOR, MOISTURE CONTENT, RELATIVE DENSITY, OR CONSISTENCY, SOIL STRUCTURE, MINERALOGY.	COMMENTS: DEBRIS ENCOUNTERED, PID RESULTS. SAMPLE COLLECTION (date, time, sample ID)
0			Hand Auger	SM	Silty Sand, 30% silt, fine sand 5 YR 4/3	
1		12"	Nominal 2in			collect sample 0-1 @ 0935 OT29-SO-J09A1-17-0001
2						
3				ML	Silty with sand, 15% fine sand, dry, non plastic, non cohesive. 10 YR 7/3	
4						
5		40"	Nominal 2in			collect sample 4-5 @ 0950 OT29-SO-J09A1-17-0405 collect sample FD OT29-FD-J09A1-17-0405
6				ML	Same As Above	
7						
8					Granite Clast	
9				SM	Silty Sand w/30% silt, fine sand, trace coarse sand fine gravel. 10 YR 5/8	
10		48"				collect sample 9-10 @ 0955 OT29-SO-J09A1-17-0910

PROJECT NUMBER	BORING NUMBER	
427917.10.07	J09-A1-17	SHEET 2 OF 2

SOIL BORING LOG

PROJECT : OD unit, discrete soil sampling **LOCATION :** OD unit, KAFB **ELEVATION :** N/A

DRILLING CONTRACTOR/DRILLER : Earth Worx/Louis Trujillo **COORDINATES:** 34.97781661 106.4763086

DRILLING METHOD/EQUIPMENT : Direct push rig

DIRECTION OF HOLE: vertical **Radiation detector:** **TOTAL DEPTH OF BORING :** 15 ft

WATER LEVEL : N/A **START : 12/9/15 0935** **END: 12/9/15 0955** **LOGGER :** R. Greer

DEPTH BELOW SURFACE (FT)	INTERVAL (FT)	RECOVERY (IN)	#/TYPE	USCS CODE	SOIL DESCRIPTION SOIL NAME, USCS GROUP SYMBOL, COLOR, MOISTURE CONTENT, RELATIVE DENSITY, OR CONSISTENCY, SOIL STRUCTURE, MINERALOGY.	COMMENTS DEBRIS ENCOUNTERED, PID RESULTS. SAMPLE COLLECTION (date, time, sample ID)
10			Nominal 2in			
11				SM	Same As Above	
					Increasing gravel, coarse sand	
12						
				SM	Silty Sand w/gravel, 25% silt, 15% fine gravel increasing coarse sand, sand well graded 5 YR 5/4	
13						
14						
				ML	Transition to sandy silt, 40% sand, trace fine gravel, non plastic, non cohesive. 7.5 YR 7/3	collect sample 14-15 @ 1105 OT29-SO-J09A1-17-1415
15						Hole backfilled with native soil and bentonite chips

PROJECT NUMBER	BORING NUMBER	
427917.10.07	J09-A1-19	SHEET 1 OF 2

SOIL BORING LOG

PROJECT : OD unit, discrete soil sampling **LOCATION :** OD unit, KAFB **ELEVATION :** N/A

DRILLING CONTRACTOR/DRILLER : Earth Worx/Louis Trujillo **COORDINATES:** 34.97775031 106.4765605

DRILLING METHOD/EQUIPMENT : Direct push rig

DIRECTION OF HOLE: vertical **Radiation detector:** Frisker **TOTAL DEPTH OF BORING :** 15 ft

WATER LEVEL : N/A **START : 12/9/2015 0815** **END: 12/9/2015 0840** **LOGGER :** R. Greer

DEPTH BELOW SURFACE (FT)	INTERVAL (FT)	RECOVERY (IN)	#/TYPE	USCS CODE	SOIL DESCRIPTION SOIL NAME, USCS GROUP SYMBOL, COLOR, MOISTURE CONTENT, RELATIVE DENSITY, OR CONSISTENCY, SOIL STRUCTURE, MINERALOGY.	COMMENTS DEBRIS ENCOUNTERED, PID RESULTS. SAMPLE COLLECTION (date, time, sample ID)
0			Hand Auger	SM	30% silt, dry, 5% fine gravel, 7.5 YR 4/4 Silty Sand	
1		12"	Nominal 2in			collect sample 0-1 @ 0815 OT29-SO-J09A1-19-0001 MS/MSD, only Metals, Explosives and Perchlorate
2				ML	Sandy Silt, 20% sand, trace fine gravel, dry, sand is fine non plastic, non cohesive. 7.5 YR 7/4	
3						90 cpm
4				ML	Sand increasing to ~30% same as above	
5		40"	Nominal 2in			collect sample 4-5 @ 0825 OT29-SO-J09A1-19-0405
6						
7				SM	Silty Sand, 20% silt, trace fine gravel increasing w/depth, dry, sand is fine. 7.5 YR 6/4	60 cpm
8				ML	Silt w/sand, 8-9' bgs, sand is fine dry, 15% sand. 10 YR 7/6	
9				SM	Silty Sand, 20% silt, 5-10% fine gravel, dry, gravel, sub angular, sand is fine, poorly graded, becoming well graded @ 9.5-10 bgs. 10 YR 6/8	110 cpm
10		42"				collect sample 9-10 @ 0835 OT29-SO-J09A1-19-0910

PROJECT NUMBER	BORING NUMBER	
427917.10.07	J09-A1-19	SHEET 2 OF 2

SOIL BORING LOG

PROJECT : OD unit, discrete soil sampling **LOCATION :** OD unit, KAFB **ELEVATION :** N/A

DRILLING CONTRACTOR/DRILLER : Earth Worx/Louis Trujillo **COORDINATES:** 34.97775031 106.4765605

DRILLING METHOD/EQUIPMENT : Direct push rig

DIRECTION OF HOLE: vertical **Radiation detector:** **TOTAL DEPTH OF BORING :** 15 ft

WATER LEVEL : N/A **START : 12/9/15 0815** **END: 12/9/15 0840** **LOGGER :** R. Greer

DEPTH BELOW SURFACE (FT)	INTERVAL (FT)	RECOVERY (IN)	#/TYPE	USCS CODE	SOIL DESCRIPTION SOIL NAME, USCS GROUP SYMBOL, COLOR, MOISTURE CONTENT, RELATIVE DENSITY, OR CONSISTENCY, SOIL STRUCTURE, MINERALOGY.	COMMENTS DEBRIS ENCOUNTERED, PID RESULTS. SAMPLE COLLECTION (date, time, sample ID)
10			Nominal 2in			
11						
12				SM	Silty Sand with gravel, 20% silt, 15% gravel, fine, sub angular, sand is well graded. 7.5 YR 7/4	
13						
14						
						collect sample 14-15 @ 0845 OT29-SO-J09A1-19-1415
		42 "				
15						Hole backfilled with native soil and bentonite chips

PROJECT NUMBER	BORING NUMBER	
427917.10.07	J09-A1-21	SHEET 1 OF 2

SOIL BORING LOG

PROJECT : OD unit, discrete soil sampling **LOCATION :** OD unit, KAFB **ELEVATION :** N/A
DRILLING CONTRACTOR/DRILLER : Earth Worx/Louis Trujillo **COORDINATES:** 34.97774633 106.4763919
DRILLING METHOD/EQUIPMENT : Direct push rig
DIRECTION OF HOLE: vertical **Radiation detector:** Frisker **TOTAL DEPTH OF BORING :** 15 ft
WATER LEVEL : N/A **START : 12/9/2015 0855** **END: 12/9/2015 0925** **LOGGER :** R. Greer

DEPTH BELOW SURFACE (FT)	INTERVAL (FT)	RECOVERY (IN)	#/TYPE	USCS CODE	SOIL DESCRIPTION: SOIL NAME, USCS GROUP SYMBOL, COLOR, MOISTURE CONTENT, RELATIVE DENSITY, OR CONSISTENCY, SOIL STRUCTURE, MINERALOGY.	COMMENTS: DEBRIS ENCOUNTERED, PID RESULTS. SAMPLE COLLECTION (date, time, sample ID)
0			Hand Auger	SM		
1		12"	Nominal 2in			collect sample OT29-SO-JO9A1-21-0001 and MS/MSD at 0850
2				SM	Silty Sand, 30% silt, trace gravel, dry, 5 YR 4/4 sand fine, poorly graded	60 cpm
3				ML	Sandy Silt, 20% fine sand, trace fine gravel, non plastic, non cohesive. 7.5 YR 6/4	
4						
5		45"	Nominal 2in			collect sample 4-5 @ 0905 OT29-SO-JO9A1-21-0405
6						
7				ML	Silt w/sand, 10-15% fine sand, trace fine gravel, coarse sand, dry, non cohesive, non plastic. 10 YR 6/6	
8						50 cpm
9				SM	Silty Sand w/gravel, 20% silt, 15% fine gravel, sub angular, sand is med coarse	
10		42"				collect sample 9-10 @ 0915 OT29-SO-JO9A1-21-0910

PROJECT NUMBER	BORING NUMBER	
427917.10.07	J09-A1-21	SHEET 2 OF 2

SOIL BORING LOG

PROJECT : OD unit, discrete soil sampling **LOCATION :** OD unit, KAFB **ELEVATION :** N/A

DRILLING CONTRACTOR/DRILLER : Earth Worx/Louis Trujillo **COORDINATES:** 34.97774633 106.4763919

DRILLING METHOD/EQUIPMENT : Direct push rig

DIRECTION OF HOLE: vertical **Radiation detector:** **TOTAL DEPTH OF BORING :** 15 ft

WATER LEVEL : N/A **START : 12/9/15 0855** **END: 12/9/15 0925** **LOGGER :** R. Greer

DEPTH BELOW SURFACE (FT)	INTERVAL (FT)	RECOVERY (IN)	#/TYPE	USCS CODE	SOIL DESCRIPTION SOIL NAME, USCS GROUP SYMBOL, COLOR, MOISTURE CONTENT, RELATIVE DENSITY, OR CONSISTENCY, SOIL STRUCTURE, MINERALOGY.	COMMENTS DEBRIS ENCOUNTERED, PID RESULTS. SAMPLE COLLECTION (date, time, sample ID)
10			Nominal 2in		No recovery first attempt. Offset 2: rock in shoe.	
11				SM	Silty Sand with gravel, sand is well graded, 15% silt, 10% fine, sub angular gravel, dry, non cohesive, non plastic. 10 YR 5/4	
12						
13						
14						collect sample 14-15 @ 0925 OT29-SO-JO9A1-21-1415
15		60 "				Hole backfilled with native soil and bentonite chips

PROJECT NUMBER	BORING NUMBER	
427917.10.07	JO9-B1-01	SHEET 1 OF 2

SOIL BORING LOG

PROJECT : OD unit, discrete soil sampling **LOCATION :** OD unit, KAFB **ELEVATION :** N/A
DRILLING CONTRACTOR/DRILLER : Earthworx/Louis Truirllo **COORDINATES:** 34.9780233 106.4759771
DRILLING METHOD/EQUIPMENT : Direct push rig
DIRECTION OF HOLE: vertical **Radiation detector:** Frisker **TOTAL DEPTH OF BORING :** 15 ft
WATER LEVEL : N/A **START : 12/9/2015 1220** **END: 12/9/2015 1240** **LOGGER :** R. Greer

DEPTH BELOW SURFACE (FT)	INTERVAL (FT)	RECOVERY (IN)	#/TYPE	USCS CODE	SOIL DESCRIPTION: SOIL NAME, USCS GROUP SYMBOL, COLOR, MOISTURE CONTENT, RELATIVE DENSITY, OR CONSISTENCY, SOIL STRUCTURE, MINERALOGY.	COMMENTS: DEBRIS ENCOUNTERED, PID RESULTS. SAMPLE COLLECTION (date, time, sample ID)
0			Hand Auger	SM	Silty Sand, 30% silt, moist, fine gravel, trace coarse sand. 5 YR 7/3	
						OT29-SO-J0B1-01-0001
1		12"				collect sample 0-1 @ 1220
			Nominal 2in			OT29-FD-J0B1-01-0001
2						
3				SM	Same As Above	
4				SM	Silty Sand, 20% silt, trace fine gravel, increasing to 5% w/depth. Dry, sand fine with increasing med coarse with depth	
				ML	Sandy Silt, 30% sand, non cohesive, non plastic,	
5		36"			trace coarse sand. 5 YR 7/4	collect sample 4-5 @ 1230
			Nominal 2in			OT29-SO-J0B1-01-0405
				ML	Same As Above	
6						
7						
8						
9						
				SM	Silty Sand, 30% silt, fine med poorly graded sand, trace fine gravel, dry. 7YR 6/4	
						collect sample 9-10 @ 1235
10		54"				OT29-SO-J0B1-01-0910

PROJECT NUMBER	BORING NUMBER	
427917.10.07	JO9-B1-01	SHEET 2 OF 2

SOIL BORING LOG

PROJECT : OD unit, discrete soil sampling **LOCATION :** OD unit, KAFB **ELEVATION :** N/A

DRILLING CONTRACTOR/DRILLER : Earthworx/Louis Truirllo **COORDINATES:** 34.9780233 106.4759771

DRILLING METHOD/EQUIPMENT : Direct push rig

DIRECTION OF HOLE: vertical **Radiation detector:** **TOTAL DEPTH OF BORING :** 15 ft

WATER LEVEL : N/A **START : 12/9/15 1220** **END: 12/9/15 1240** **LOGGER :** R. Greer

DEPTH BELOW SURFACE (FT)	INTERVAL (FT)	RECOVERY (IN)	#/TYPE	USCS CODE	SOIL DESCRIPTION SOIL NAME, USCS GROUP SYMBOL, COLOR, MOISTURE CONTENT, RELATIVE DENSITY, OR CONSISTENCY, SOIL STRUCTURE, MINERALOGY.	COMMENTS DEBRIS ENCOUNTERED, PID RESULTS. SAMPLE COLLECTION (date, time, sample ID)
10			Nominal 2in	ML	Silt w/ sand, 15% sand, fine light gray molting non cohesive, non plastic, dry. 7.5 YR 8/2	
11						
12				ML	Sandy Silt, 25% fine sand, trace med sand, dry, non plastic, non cohesive. 7.5 YR 6/3	
13						
					Increasing granite sand/flecks	
14						
				ML	Same As Above 7.5 YR 6/4	collect sample 14-15 @ 1240 OT29-SO-J0B1-01-1415
15		60 "				Hole backfilled with native soil and bentonite chips

PROJECT NUMBER	BORING NUMBER	
427917.10.07	J09-B1-02	SHEET 1 OF 2

SOIL BORING LOG

PROJECT : OD unit, discrete soil sampling **LOCATION :** OD unit, KAFB **ELEVATION :** N/A

DRILLING CONTRACTOR/DRILLER : Earthworx/Louis Truirllo **COORDINATES:** 34.97795716 106.4761421

DRILLING METHOD/EQUIPMENT : Direct push rig

DIRECTION OF HOLE: vertical **Radiation detector:** Frisker **TOTAL DEPTH OF BORING :** 15 ft

WATER LEVEL : N/A **START : 12/9/2015 1010** **END: 12/9/2015 1035** **LOGGER :** R. Greer

DEPTH BELOW SURFACE (FT)	INTERVAL (FT)	RECOVERY (IN)	#/TYPE	USCS CODE	SOIL DESCRIPTION: SOIL NAME, USCS GROUP SYMBOL, COLOR, MOISTURE CONTENT, RELATIVE DENSITY, OR CONSISTENCY, SOIL STRUCTURE, MINERALOGY.	COMMENTS: DEBRIS ENCOUNTERED, PID RESULTS. SAMPLE COLLECTION (date, time, sample ID)
0			Hand Auger	SM	Silty Sand, 30% silt, fine sand 5 YR 4/3	
1		12"	Nominal 2in			collect sample 0-1 @ 1015 OT29-SO-J0B1-02-0001
2				ML	Sandy Silt w/gravel, 30% fine coarse sand, 15% fine sub angular gravel, dry, non plastic, non cohesive. 7.5 YR 6/3	70 cpm
3						
4						
5		48"	Nominal 2in	ML	Same As Above	collect sample 4-5 @ 1020 OT29-SO-J0B1-02-0405
6					Increasing fine gravel	
7						
8						80 cpm
9					Same As Above	
10		60"				collect sample 9-10 @ 1030 OT29-SO-J0B1-02-0910

PROJECT NUMBER	BORING NUMBER	
427917.10.07	J09-B1-02	SHEET 2 OF 2

SOIL BORING LOG

PROJECT : OD unit, discrete soil sampling **LOCATION :** OD unit, KAFB **ELEVATION :** N/A

DRILLING CONTRACTOR/DRILLER : Earthworx/Louis Truirllo **COORDINATES:** 34.97795716 106.4761421

DRILLING METHOD/EQUIPMENT : Direct push rig

DIRECTION OF HOLE: vertical **Radiation detector:** **TOTAL DEPTH OF BORING :** 15 ft

WATER LEVEL : N/A **START : 12/9/15 1010** **END: 12/9/15 1025** **LOGGER :** R. Greer

DEPTH BELOW SURFACE (FT)	INTERVAL (FT)	RECOVERY (IN)	#/TYPE	USCS CODE	SOIL DESCRIPTION SOIL NAME, USCS GROUP SYMBOL, COLOR, MOISTURE CONTENT, RELATIVE DENSITY, OR CONSISTENCY, SOIL STRUCTURE, MINERALOGY.	COMMENTS DEBRIS ENCOUNTERED, PID RESULTS. SAMPLE COLLECTION (date, time, sample ID)
10			Nominal 2in			
				ML	Same As Above	
11						
12				SM	Silty Sand, 30% silt, sand is fine to coarse, trace fine gravel, sub angular, dry, 7.5 YR 7/4	
13						
14						
				SM	Silt w/sand 15% sand, dry, non plastic, non cohesive. 5 YR 5/6	collect sample 14-15 @ 1035 OT29-SO-J0B1-02-1415
15		42"				Hole backfilled with native soil and bentonite chips

PROJECT NUMBER	BORING NUMBER	
427917.10.07	JO9-B1-05	SHEET 1 OF 2

SOIL BORING LOG

PROJECT : OD unit, discrete soil sampling **LOCATION :** OD unit, KAFB **ELEVATION :** N/A

DRILLING CONTRACTOR/DRILLER : Earthworx/Louis Truirllo **COORDINATES:** 34.97788847 106.4761454

DRILLING METHOD/EQUIPMENT : Direct push rig

DIRECTION OF HOLE: vertical **Radiation detector:** Frisker **TOTAL DEPTH OF BORING :** 15 ft

WATER LEVEL : N/A **START : 12/9/2015 1055** **END: 12/9/2015 1125** **LOGGER :** R. Greer

DEPTH BELOW SURFACE (FT)	INTERVAL (FT)	RECOVERY (IN)	#/TYPE	USCS CODE	SOIL DESCRIPTION: SOIL NAME, USCS GROUP SYMBOL, COLOR, MOISTURE CONTENT, RELATIVE DENSITY, OR CONSISTENCY, SOIL STRUCTURE, MINERALOGY.	COMMENTS: DEBRIS ENCOUNTERED, PID RESULTS. SAMPLE COLLECTION (date, time, sample ID)
0			Hand Auger	SM	Silty Sand, 30% silt, fine sand 5 YR 4/3	
1		12"	Nominal 2in			collect sample 0-1 @ 1055 OT29-SO-J0B1-05-0001
2						
3				ML	Sandy Silt, 25% sand, trace fine gravel, non plastic, non cohesive, dry, 5 YR 5/4	50 cpm
4					2" granite clast	
5		40"	Nominal 2in	ML	Same As Above	collect sample 4-5 @ 1110 OT29-SO-J0B1-05-0405
6						
7						50 cpm
8					Increasing coarse sand	
9				SM	Silty Sand, 20% silt, trace fine gravel, increasing coarse sand, dry, no sand well graded. 5 YR 6/3	
10		60"				collect sample 9-10 @ 1120 OT29-SO-J0B1-05-0910

PROJECT NUMBER	BORING NUMBER	
427917.10.07	JO9-B1-05	SHEET 2 OF 2

SOIL BORING LOG

PROJECT : OD unit, discrete soil sampling **LOCATION :** OD unit, KAFB **ELEVATION :** N/A

DRILLING CONTRACTOR/DRILLER : Earthworx/Louis Truirllo **COORDINATES:** 34.97788847 106.4761454

DRILLING METHOD/EQUIPMENT : Direct push rig

DIRECTION OF HOLE: vertical **Radiation detector:** **TOTAL DEPTH OF BORING :** 15 ft

WATER LEVEL : N/A **START : 12/9/15 1055** **END: 12/9/15 1110** **LOGGER :** R. Greer

DEPTH BELOW SURFACE (FT)	INTERVAL (FT)	RECOVERY (IN)	#/TYPE	USCS CODE	SOIL DESCRIPTION SOIL NAME, USCS GROUP SYMBOL, COLOR, MOISTURE CONTENT, RELATIVE DENSITY, OR CONSISTENCY, SOIL STRUCTURE, MINERALOGY.	COMMENTS DEBRIS ENCOUNTERED, PID RESULTS. SAMPLE COLLECTION (date, time, sample ID)
10			Nominal 2in			
11				SM	Same As Above	
12				SM	Silty Sand, 30% coarse sand, w/5% fine gravel, dry, sand Is well graded. 7 YR 4/4	
13						
14						collect sample 14-15 @ 1125 OT29-SO-J0B1-05-1415
15		52"				Hole backfilled with native soil and bentonite chips

PROJECT NUMBER	BORING NUMBER	
427917.10.07	JO9-B1-07	SHEET 1 OF 2

SOIL BORING LOG

PROJECT : OD unit, discrete soil sampling **LOCATION :** OD unit, KAFB **ELEVATION :** N/A

DRILLING CONTRACTOR/DRILLER : Earthworx/Louis Truirllo **COORDINATES:** 34.97788449 106.475975

DRILLING METHOD/EQUIPMENT : Direct push rig

DIRECTION OF HOLE: vertical **Radiation detector:** Frisker **TOTAL DEPTH OF BORING :** 15 ft

WATER LEVEL : N/A **START : 12/9/2015 1135** **END: 12/9/2015 1200** **LOGGER :** R. Greer

DEPTH BELOW SURFACE (FT)	INTERVAL (FT)	RECOVERY (IN)	#/TYPE	USCS CODE	SOIL DESCRIPTION: SOIL NAME, USCS GROUP SYMBOL, COLOR, MOISTURE CONTENT, RELATIVE DENSITY, OR CONSISTENCY, SOIL STRUCTURE, MINERALOGY.	COMMENTS: DEBRIS ENCOUNTERED, PID RESULTS. SAMPLE COLLECTION (date, time, sample ID)
0			Hand Auger	SM	Silty Sand, 30 % silt, fine sand trace fine gravel. 5 YR 5/4	
1		12"	Nominal 2in			collect sample 0-1 @ 1130 OT29-SO-J0B1-07-0001
2						
3				SM	Same As Above	
4				SM	Silty Sand, 15% silt, trace fine gravel, sand is fine. Dry, 7.5 YR 6/4	
5		38"	Nominal 2in	ML	Silt with sand, 20% sand trace fine gravel, dry, non plastic, non cohesive. 7.5 YR 8/3	collect sample 4-5 @ 1135 OT29-SO-J0B1-07-0405 and MS/MSD
6				ML	Sandy Silt, 30% fine sand, dry, non cohesive, non plastic, trace fine gravel. 5 YR 7/4	
7						
8						
9				SM	Silty Sand w/ gravel, 30% silt, 10% fine gravel, sand is fine, well poorly graded coarse and fine. 10 YR 6/4	
10		50"				collect sample 9-10 @ 1145 OT29-SO-J0B1-07-0910

PROJECT NUMBER	BORING NUMBER	
427917.10.07	JO9-B1-07	SHEET 2 OF 2

SOIL BORING LOG

PROJECT : OD unit, discrete soil sampling **LOCATION :** OD unit, KAFB **ELEVATION :** N/A

DRILLING CONTRACTOR/DRILLER : Earthworx/Louis Truirllo **COORDINATES:** 34.97788449 106.475975

DRILLING METHOD/EQUIPMENT : Direct push rig

DIRECTION OF HOLE: vertical **Radiation detector:** **TOTAL DEPTH OF BORING :** 15 ft

WATER LEVEL : N/A **START : 12/9/15 1135** **END: 12/9/15 1200** **LOGGER :** R. Greer

DEPTH BELOW SURFACE (FT)	INTERVAL (FT)	RECOVERY (IN)	#/TYPE	USCS CODE	SOIL DESCRIPTION SOIL NAME, USCS GROUP SYMBOL, COLOR, MOISTURE CONTENT, RELATIVE DENSITY, OR CONSISTENCY, SOIL STRUCTURE, MINERALOGY.	COMMENTS DEBRIS ENCOUNTERED, PID RESULTS. SAMPLE COLLECTION (date, time, sample ID)
10			Nominal 2in			
11				SM	Same As Above	
12						
13				SM	Silty Sand w/gravel, 25% silt, 15% angular gravel, fine w/granite clasts sand med to coarse, dry. 7.5 YR 4/4	
14						collect sample 14-15 @ 1200 OT29-SO-J0B1-07-1415
15		54"				Hole backfilled with native soil and bentonite chips

PROJECT NUMBER	BORING NUMBER	
427917.10.07	JO9-B2-02	SHEET 1 OF 2

SOIL BORING LOG

PROJECT : OD unit, discrete soil sampling **LOCATION :** OD unit, KAFB **ELEVATION :** N/A

DRILLING CONTRACTOR/DRILLER : Earthworx/Louis Truirllo **COORDINATES:** 34.97823066 106.4760576

DRILLING METHOD/EQUIPMENT : Direct push rig

DIRECTION OF HOLE: vertical **Radiation detector:** Frisker **TOTAL DEPTH OF BORING :** 15 ft

WATER LEVEL : N/A **START : 12/7/2015 1432** **END: 12/7/2015 1500** **LOGGER :** T. Arrowood

DEPTH BELOW SURFACE (FT)	INTERVAL (FT)	RECOVERY (IN)	#/TYPE	USCS CODE	SOIL DESCRIPTION SOIL NAME, USCS GROUP SYMBOL, COLOR, MOISTURE CONTENT, RELATIVE DENSITY, OR CONSISTENCY, SOIL STRUCTURE, MINERALOGY.	COMMENTS DEBRIS ENCOUNTERED, PID RESULTS. SAMPLE COLLECTION (date, time, sample ID)
0			Hand Auger	SM	Silty sand, (SM), 2.5 YR 6/3, light reddish brown, dry, soft ~5% gravel, 20% silt, non plastic, non cohesive	40 cpm Collect sample OT29-SO-JO9B2-02-0001
1		12"				at 1432 collect sample OT29-FD-JO9B2-02-0001 at 1435 for only metals, Explosives and Perchlorate
			Nominal 2in			
2						
3				ML	Sandy Silt (ML), 7.5 YR 7/4, dry, 25% sand, non cohesive, non plastic, trace fine gravel	
4						50 cpm collect sample OT29-S0-JO9B2-02-0405
5						at 1450
			Nominal 2in			
6						
7						
8						
9				SM	Silty Sand (SM), 7.5 YR 4/4, dry, 30% silt, trace gravel, med w/trace caliche	50 cpm Collect sample OT29-SO-JO9B2-02-0910
10						at 1455

PROJECT NUMBER	BORING NUMBER	
427917.10.07	JO9-B2-02	SHEET 2 OF 2

SOIL BORING LOG

PROJECT : OD unit, discrete soil sampling **LOCATION :** OD unit, KAFB **ELEVATION :** N/A

DRILLING CONTRACTOR/DRILLER : Earthworx/Louis Truirllo **COORDINATES:** 34.97823066 106.4760576

DRILLING METHOD/EQUIPMENT : Direct push rig

DIRECTION OF HOLE: vertical **Radiation detector:** **TOTAL DEPTH OF BORING :** 15 ft

WATER LEVEL : N/A **START : 12/7/15 1432** **END: 12/7/15 1500** **LOGGER :** T. Arrowood

DEPTH BELOW SURFACE (FT)	INTERVAL (FT)	RECOVERY (IN)	#/TYPE	USCS CODE	SOIL DESCRIPTION SOIL NAME, USCS GROUP SYMBOL, COLOR, MOISTURE CONTENT, RELATIVE DENSITY, OR CONSISTENCY, SOIL STRUCTURE, MINERALOGY.	COMMENTS DEBRIS ENCOUNTERED, PID RESULTS. SAMPLE COLLECTION (date, time, sample ID)
10			Nominal 2in	SM	as 9-10	
11						50 cpm
12						
13						
14						50 cpm Collect sample OT29-SO-JO9B2-02-1415 at 1500
15						Hole backfilled with native soil and bentonite chips

PROJECT NUMBER	BORING NUMBER	
427917.10.07	JO9-B2-04	SHEET 1 OF 2

SOIL BORING LOG

PROJECT : OD unit, discrete soil sampling **LOCATION :** OD unit, KAFB **ELEVATION :** N/A

DRILLING CONTRACTOR/DRILLER : Earthworx/Louis Truirllo **COORDINATES:** 34.97823097 106.475889

DRILLING METHOD/EQUIPMENT : Direct push rig

DIRECTION OF HOLE: vertical **Radiation detector:** Frisker **TOTAL DEPTH OF BORING :** 15 ft

WATER LEVEL : N/A **START : 12/7/15 1200** **END: 12/7/15 1240** **LOGGER :** T. Arrowood

DEPTH BELOW SURFACE (FT)	INTERVAL (FT)	RECOVERY (IN)	#/TYPE	USCS CODE	SOIL DESCRIPTION SOIL NAME, USCS GROUP SYMBOL, COLOR, MOISTURE CONTENT, RELATIVE DENSITY, OR CONSISTENCY, SOIL STRUCTURE, MINERALOGY.	COMMENTS DEBRIS ENCOUNTERED, PID RESULTS. SAMPLE COLLECTION (date, time, sample ID)
0			Hand Auger	SM	Silty sand, (SM), 2.5 YR 6/3 light reddish brown, dry, soft ~5% gravel, 20% silt, non-plastic non cohesive	45 cpm collect sample OT29-SO-JO9B2-04-0001 at 1200 collect sample OT29-FD-JO9B2-04-0001 at 1205
1		12"				
			Nominal 2in			
2						
3				SM	Silty Sand (SM) 5 YR 4/4, dry, soft ~5% gravel, 30% silt, non-plastic, non- cohesive	
4						50 cpm collect sample OT29-SO-JO9B2-04-0405 at 1225
5						
			Nominal 2in			
6					as 0-3	50 cpm
7					Sand (SM), 7.5 YR 7/3, pink, dry, ~5% silt, ~5% gravel, non-plastic, non-cohesive, well graded, slightly calcified w/caliche	
8						
9						50 cpm collect sample OT29-SO-JO9B2-04-0910 at 1232
10						

PROJECT NUMBER	BORING NUMBER	
427917.10.07	JO9-B2-04	SHEET 2 OF 2

SOIL BORING LOG

PROJECT : OD unit, discrete soil sampling **LOCATION :** OD unit, KAFB **ELEVATION :** N/A

DRILLING CONTRACTOR/DRILLER : Earthworx/Louis Truirllo **COORDINATES:** 34.97823097 106.475889

DRILLING METHOD/EQUIPMENT : Direct push rig

DIRECTION OF HOLE: vertical **Radiation detector:** **TOTAL DEPTH OF BORING :** 15 ft

WATER LEVEL : N/A **START : 12/7/15 1200** **END: 12/7/15 1240** **LOGGER :** T. Arrowood

DEPTH BELOW SURFACE (FT)	INTERVAL (FT)	RECOVERY (IN)	#/TYPE	USCS CODE	SOIL DESCRIPTION SOIL NAME, USCS GROUP SYMBOL, COLOR, MOISTURE CONTENT, RELATIVE DENSITY, OR CONSISTENCY, SOIL STRUCTURE, MINERALOGY.	COMMENTS DEBRIS ENCOUNTERED, PID RESULTS. SAMPLE COLLECTION (date, time, sample ID)
10			Nominal 2in	ML		
11						60 cpm
					as 3-6	
12						
13						40 cpm
					as 7.5-11	
14						50 cpm Collect sample OT29-SO-JO9B2-04-1415 at 1240
15						Hole backfilled with native soil and bentonite chips

PROJECT NUMBER	BORING NUMBER	
427917.10.07	JO9-B2-06	SHEET 1 OF 2

SOIL BORING LOG

PROJECT : OD unit, discrete soil sampling **LOCATION :** OD unit, KAFB **ELEVATION :** N/A

DRILLING CONTRACTOR/DRILLER : Earthworx/Louis Truirllo **COORDINATES:** 34.97816355 106.475974

DRILLING METHOD/EQUIPMENT : Direct push rig

DIRECTION OF HOLE: vertical **Radiation detector:** Frisker **TOTAL DEPTH OF BORING :** 15 ft

WATER LEVEL : N/A **START : 12/7/15 1340** **END: 12/7/15 1410** **LOGGER :** T. Arrowood

DEPTH BELOW SURFACE (FT)	INTERVAL (FT)	RECOVERY (IN)	#/TYPE	USCS CODE	SOIL DESCRIPTION SOIL NAME, USCS GROUP SYMBOL, COLOR, MOISTURE CONTENT, RELATIVE DENSITY, OR CONSISTENCY, SOIL STRUCTURE, MINERALOGY.	COMMENTS DEBRIS ENCOUNTERED, PID RESULTS. SAMPLE COLLECTION (date, time, sample ID)
0			Hand Auger	SM	Silty sand, (SM), 2.5 YR 6/3, light reddish brown, dry, soft, ~5% gravel, 20% silt, non-plastic, non cohesive	50 cpm collect sample OT29-SO-JO9B2-06-0001 at 1340
1		12"				
			Nominal 2in			
2						
3				ML	Silty Sand (SM), 7.5 YR 7/4, dry, 25% sand, non cohesive, non-plastic, Trace fine gravel	
4						50 cpm collect sample OT29-SO-JO9B2-06-0405 at 1352
5						
			Nominal 2in			
6						
7						
8						
9					Silty Sand (SM), 7.5 YR 4/4, dry, 30% silt, trace gravel, med hardness w/caliche	45 cpm collect sample OT29-SO-JO9B2-06-0910 at 1400
10						

PROJECT NUMBER	BORING NUMBER	
427917.10.07	JO9-B2-06	SHEET 2 OF 2

SOIL BORING LOG

PROJECT : OD unit, discrete soil sampling **LOCATION :** OD unit, KAFB **ELEVATION :** N/A

DRILLING CONTRACTOR/DRILLER : Earthworx/Louis Truirllo **COORDINATES:** 34.97816355 106.475974

DRILLING METHOD/EQUIPMENT : Direct push rig

DIRECTION OF HOLE: vertical **Radiation detector:** **TOTAL DEPTH OF BORING :** 15 ft

WATER LEVEL : N/A **START : 12/7/15 1340** **END: 12/7/15 1410** **LOGGER :** T. Arrowood

DEPTH BELOW SURFACE (FT)	INTERVAL (FT)	RECOVERY (IN)	#/TYPE	USCS CODE	SOIL DESCRIPTION SOIL NAME, USCS GROUP SYMBOL, COLOR, MOISTURE CONTENT, RELATIVE DENSITY, OR CONSISTENCY, SOIL STRUCTURE, MINERALOGY.	COMMENTS DEBRIS ENCOUNTERED, PID RESULTS. SAMPLE COLLECTION (date, time, sample ID)
10			Nominal 2in		as 9-10	
11						
12						40 cpm
13						
14						50 cpm Collect sample OT29-SO-JO9B2-06-1415 at 1410
15						Hole backfilled with native soil and bentonite chips

PROJECT NUMBER	BORING NUMBER	
427917.10.07	JO9-B2-08	SHEET 1 OF 2

SOIL BORING LOG

PROJECT : OD unit, discrete soil sampling **LOCATION :** OD unit, KAFB **ELEVATION :** N/A

DRILLING CONTRACTOR/DRILLER : Earthworx/Louis Truirllo **COORDINATES:** 34.97809184 106.4760607

DRILLING METHOD/EQUIPMENT : Direct push rig

DIRECTION OF HOLE: vertical **Radiation detector:** Frisker **TOTAL DEPTH OF BORING :** 15 ft

WATER LEVEL : N/A **START : 12/7/2015 1515** **END: 12/7/2015 1543** **LOGGER :** T. Arrowood

DEPTH BELOW SURFACE (FT)	INTERVAL (FT)	RECOVERY (IN)	#/TYPE	USCS CODE	SOIL DESCRIPTION SOIL NAME, USCS GROUP SYMBOL, COLOR, MOISTURE CONTENT, RELATIVE DENSITY, OR CONSISTENCY, SOIL STRUCTURE, MINERALOGY.	COMMENTS DEBRIS ENCOUNTERED, PID RESULTS. SAMPLE COLLECTION (date, time, sample ID)
0			Hand Auger	SM	Silty sand, (SM), 2.5 YR 6/3, light reddish brown, dry, soft ~5% gravel, 20% silt, non plastic, non cohesive	40 cpm Collect sample OT29-SO-JO9B2-08-0001 at 1515
1		12"				
			Nominal 2in			
2						
3				ML	Sandy Silt (ML), 7.5 YR 7/4, dry, 25% sand, non cohesive, non plastic, trace fine gravel	
4						40 cpm Collect sample OT29-SO-J09B2-0405 at 1525
5						
			Nominal 2in			
6						
7						
8						
					as 0-3	
9				SM	Silty Sand (SM), 7.5 YR 4/4, dry, 25% silt, trace gravel, med hardness w/caliche	50 cpm Collect sample OT29-SO-JO9B2-02-0910 at 1525
10						

PROJECT NUMBER	BORING NUMBER	
427917.10.07	JO9-B2-08	SHEET 2 OF 2

SOIL BORING LOG

PROJECT : OD unit, discrete soil sampling **LOCATION :** OD unit, KAFB **ELEVATION :** N/A

DRILLING CONTRACTOR/DRILLER : Earthworx/Louis Truirllo **COORDINATES:** 34.97809184 106.4760607

DRILLING METHOD/EQUIPMENT : Direct push rig

DIRECTION OF HOLE: vertical **Radiation detector:** **TOTAL DEPTH OF BORING :** 15 ft

WATER LEVEL : N/A **START : 12/7/15 1515** **END: 12/7/15 1543** **LOGGER :** T. Arrowood

DEPTH BELOW SURFACE (FT)	INTERVAL (FT)	RECOVERY (IN)	#/TYPE	USCS CODE	SOIL DESCRIPTION SOIL NAME, USCS GROUP SYMBOL, COLOR, MOISTURE CONTENT, RELATIVE DENSITY, OR CONSISTENCY, SOIL STRUCTURE, MINERALOGY.	COMMENTS DEBRIS ENCOUNTERED, PID RESULTS. SAMPLE COLLECTION (date, time, sample ID)
10			Nominal 2in	SM	as 9-10	
						40 cpm
11						
12						
13						
14						50 cpm Collect sample OT29-SO-JO9B2-08-1415 at 1543
15						Hole backfilled with native soil and bentonite chips

PROJECT NUMBER	BORING NUMBER	
427917.10.07	KO9-A2-01	SHEET 1 OF 2

SOIL BORING LOG

PROJECT : OD unit, discrete soil sampling **LOCATION :** OD unit, KAFB **ELEVATION :** N/A

DRILLING CONTRACTOR/DRILLER : Earthworx/Louis Truirllo **COORDINATES:** 34.97829981 106.4758092

DRILLING METHOD/EQUIPMENT : Direct push rig

DIRECTION OF HOLE: vertical **Radiation detector:** Frisker **TOTAL DEPTH OF BORING :** 15 ft

WATER LEVEL : N/A **START : 12/7/15 1102** **END: 12/7/15 1137** **LOGGER :** T. Arrowood

DEPTH BELOW SURFACE (FT)	INTERVAL (FT)	RECOVERY (IN)	#/TYPE	USCS CODE	SOIL DESCRIPTION: SOIL NAME, USCS GROUP SYMBOL, COLOR, MOISTURE CONTENT, RELATIVE DENSITY, OR CONSISTENCY, SOIL STRUCTURE, MINERALOGY.	COMMENTS: DEBRIS ENCOUNTERED, PID RESULTS. SAMPLE COLLECTION (date, time, sample ID)
0			Hand Auger	SM	Silty sand, (SM), 2.5 YR 6/3, light reddish brown, dry, soft, ~5% gravel, 20% silt, non plastic, non cohesive	
						50 cpm
						collect sample
1		12"				OT29-SO-KO9A2-01-0001
			Nominal 2in			at 1105
2						
3				SM	as 0-3 w/5 YR 4/4 reddish brown color	
4						
						45 cpm
						collect sample
						OT29-SO-KO9A2-01-0405
						at 1125
5						collect sample
			Nominal 2in			OT29-FD-KO9A2-00-0405
						at 1127
6						
7						
8					Sandy Silt (ML) 7.5 YR 7/4, dry 20% sand, non cohesive, non plastic, trace fine gravel	
9						
						45 cpm
						collect sample
						OT29-SO-KO9A2-01-0910
10						at 1131

PROJECT NUMBER	BORING NUMBER	
427917.10.07	KO9-A2-01	SHEET 2 OF 2

SOIL BORING LOG

PROJECT : OD unit, discrete soil sampling **LOCATION :** OD unit, KAFB **ELEVATION :** N/A

DRILLING CONTRACTOR/DRILLER : Earthworx/Louis Truirllo **COORDINATES:** 34.97829981 106.4758092

DRILLING METHOD/EQUIPMENT : Direct push rig

DIRECTION OF HOLE: vertical **Radiation detector:** **TOTAL DEPTH OF BORING :** 15 ft

WATER LEVEL : N/A **START : 12/7/15 1102** **END: 12/7/15 1137** **LOGGER :** T. Arrowood

DEPTH BELOW SURFACE (FT)	INTERVAL (FT)	RECOVERY (IN)	#/TYPE	USCS CODE	SOIL DESCRIPTION SOIL NAME, USCS GROUP SYMBOL, COLOR, MOISTURE CONTENT, RELATIVE DENSITY, OR CONSISTENCY, SOIL STRUCTURE, MINERALOGY.	COMMENTS DEBRIS ENCOUNTERED, PID RESULTS. SAMPLE COLLECTION (date, time, sample ID)
10			Nominal 2in	ML	as 8-10	
11						
12					as 8-12 but w/Caliche and hard	
13				SM	Silty Sand (SM) 7.5 YR 4/4, dry, med-hard, 30% silt, trace fine gravel, caliche	
14						50 cpm Collect sample OT29-SO-K9A2-01-1415 at 1137
15						

APPENDIX H

Discrete Soil Sampling Data Quality Evaluation Report

CONTENTS

Section **Page**

1.0 INTRODUCTION 5
1.1 Analytical Data 5
2.0 DATA VERIFICATION RESULTS 7
2.1 Completeness Evaluation 7
2.1.1 Sampling Completeness 7
2.1.2 Analytical Completeness 7
2.2 Representativeness Evaluation 7
2.2.1 Holding Time and Preservation 7
2.3 Accuracy Evaluation 8
2.3.1 Calibration 8
2.3.2 Method Blank Samples 8
2.3.3 Field Blank Samples 9
2.3.4 Laboratory Control Samples 9
2.3.5 Internal Standards 10
2.3.6 Surrogate Samples 10
2.3.7 Matrix Spikes 10
2.3.8 Post Digestion Spikes 11
2.3.9 Sample Quantitation 11
2.4 Precision Evaluation 11
2.4.1 Field Duplicates 12
2.4.2 Laboratory Control Sample Duplicates 12
2.4.3 Matrix Spike Duplicate Samples 12
2.4.4 Serial Dilutions 13
2.4.5 Confirmation 13
2.5 Comparability Evaluation 13
2.6 Overall Assessment 13
REFERENCES 15

ATTACHMENT

Data Verification Tables

1 Summary of Analytical Parameters for Discrete Soil Samples for the Open Detonation Unit, Kirtland Air Force Base, December 2015

2 Summary of Data Qualification for Discrete Soil Samples for the Open Detonation Unit, Kirtland Air Force Base, December 2015

3 Summary of Analytical Results for Discrete Soil Samples for the Open Detonation Unit, Kirtland Air Force Base, December 2015

4 Holding Times for Discrete Soil Samples for the Open Detonation Unit, Kirtland Air Force Base, December 2015

5 Trip and Method Blank Data Summary for Discrete Soil Samples for the Open Detonation Unit, Kirtland Air Force Base, December 2015

6 Laboratory Control Samples Data Summary for Discrete Soil Samples for the Open Detonation Unit, Kirtland Air Force Base, December 2015

7 Matrix Spike and Matrix Spike Duplicate Sample Data Summary for Discrete Soil Samples for the Open Detonation Unit, Kirtland Air Force Base, December 2015

ACRONYMS AND ABBREVIATIONS

AFB	Air Force Base
CCB	continuing calibration blank
CCV	continuing calibration verification
%D	percent difference
DQE	data quality evaluation
EB	equipment blank
EMPC	estimated maximum possible concentration
EPA	U.S. Environmental Protection Agency
FD	field duplicate
LCS	laboratory control spike
LCSD	laboratory control spike duplicate
LOQ	limit of quantitation
MS	matrix spike
MSD	matrix spike duplicate
PARCCS	precision, accuracy, representativeness, comparability, completeness, and sensitivity
QC	quality control
%R	percent recovery
RPD	relative percent difference
TB	trip blank
TIC	tentatively identified compound
UFP-QAPP	Uniform Federal Policy Quality Assurance Project Plan
USAF	U.S. Air Force

THIS PAGE INTENTIONALLY LEFT BLANK

1.0 INTRODUCTION

This data quality evaluation (DQE) report presents the analytical results for discrete soil samples collected from the Open Detonation Unit at Kirtland Air Force Base (AFB), New Mexico. Soil samples were collected December 7 through December 9, 2015. Guidance for this DQE report came from the *Uniform Federal Policy-Quality Assurance Project Plan (UFP-QAPP) to Support Closure of the Open Burn and Open Detonation Units at Kirtland AFB* (U.S. Air Force [USAF], 2012), the *Closure Plan for the Open Detonation Unit* (USAF, 2015), and individual method requirements. The analytical results were evaluated using the criteria of precision, accuracy, representativeness, comparability, completeness, and sensitivity (PARCCS) as defined in the UFP-QAPP.

1.1 Analytical Data

This DQE report provides the results and validation for 80 soil samples, 9 field duplicates (FD), 3 equipment blanks (EB), and 3 trip blanks (TB) reported in 8 sample delivery groups identified as 1534261, 1534343, 320-16345-1, 320-16345-2, 320-16371-1, 320-16371-2, 320-16390-1 and 320-16390-2. The samples were collected and delivered to TestAmerica Laboratories, Inc. in Sacramento, California. TestAmerica subcontracted the white phosphorus analysis to ALS in Salt Lake City, Utah. Method SW8260B associated with the EB and TB samples and the dioxin and furan analysis were analyzed by TestAmerica Laboratories, Inc. in Denver, Colorado.

The samples were analyzed by the methods listed in Table 1. The analytical results and quality control tables are located in the attachment of this report.

The analytical results were assessed by reviewing the following: (1) the chain-of-custody documentation; (2) holding-time compliance; (3) calibration criteria; (4) method blank and field blank samples; (5) laboratory control spike/laboratory control spike duplicate samples (LCS/LSCD); (6) surrogate spike recoveries; (7) matrix spike/matrix spike duplicate samples (MS/MSD); (8) FD precision; (9) internal standard recoveries; and (10) the required quality control (QC) samples at the specified frequencies.

Data flags were assigned according to the UFP-QAPP. Multiple flags are routinely applied to specific sample method, matrix, and analyte combinations, but there will only be one final flag. A final flag is applied to the data and is the most conservative of the applied validation flags. The final flag also includes matrix and blank sample impacts.

The data flags are those listed in the UFP-QAPP and are defined below:

J The analyte was positively identified; the associated numerical value is the approximate concentration of the analyte in the sample.

R The sample result was rejected due to serious deficiencies in the ability to analyze the sample and meet the QC criteria. The presence or absence of the analyte could not be verified.

U The analyte was analyzed for but was not detected above the reported sample quantitation limit (limit of detection) or a detection in the samples was changed to a non-detected result, flagged “U” due to blank contamination.

UJ The analyte was not detected above the reported sample quantitation limit. However, the reported quantitation limit is approximate and may or may not represent the actual limit of quantitation necessary to accurately and precisely measure the analyte in the sample.

UN Tentatively identified compounds; the compound was not detected

A summary of the qualified data is presented in Table 2.

2.0 DATA VERIFICATION RESULTS

2.1 Completeness Evaluation

2.1.1 Sampling Completeness

Sampling completeness was assessed by reviewing the chain-of-custody documentation. All samples were analyzed in accordance with the chain-of-custody though 10 soil samples and two field duplicates were incorrectly stated on the chain-of-custody; the samples were submitted for dioxins and furans analysis though they should have been submitted for perchlorate analysis. Required procedures were followed and all acceptance criteria were met indicating sample completeness for this project was 100 percent for all analytes except perchlorate where sampling completeness is 87.5 percent.

2.1.2 Analytical Completeness

Analytical completeness was evaluated using the following equation:

$$\text{Completeness} = \frac{\text{Number of valid data points}}{\text{Total number of measurements}} \times 100$$

Where:

The number of valid data points is the total number of valid analytical measurements based on the precision, accuracy, and holding-time evaluation.

All samples were analyzed according to the UFP-QAPP. Based on the results of the data verification, the data are considered valid as qualified. The completeness goal of 95 percent was met for all method and analyte combinations with the exception of multiple analytes associated with Method SW8260B which were 84 and 86 percent complete due to internal standard issues associated with possible vial leakage due to soil grains on the threads of the sample container. Refer to Section 2.3.5 for a complete description.

The analytical results are listed in Table 3.

2.2 Representativeness Evaluation

Representativeness is a qualitative expression of the degree to which sample data accurately and precisely represent a characteristic of a population, sampling point or an environmental condition. Representativeness is maximized by ensuring that the number and location of sampling points, sample collection and analysis methods are appropriate for the specific investigation and that the sampling and analysis program provides data that reflects “true” site conditions. The data were evaluated for representativeness by assessing the following: the use of standard methods and reporting units, sample preservation and holding-time compliance.

2.2.1 Holding Time and Preservation

Holding time is the length of time after sample collection to extraction and/or analysis. All sample analyses met holding-time and preservation requirements for this project with the following exceptions:

- Samples OT29-SO-J09A1-11-0001 and OT29-SO-J09A1-15-0001 were re-extracted two days past the hold time for Method SW8270C due to blank contamination in the original analysis. The analytes reported from the re-extracted analysis were qualified as estimated detected and non-detected results and flagged “J” and “UJ”, respectively, in the samples.

The sample holding times are listed in Table 4.

2.3 Accuracy Evaluation

Accuracy is a measure of the level of agreement between a measurement and a known true value. Accuracy is evaluated by percent recovery (%R), which is calculated using the following equation:

$$\%R = \frac{A-B}{C} \times 100$$

Where,

A = the measured concentration of the analyte in the spiked sample;
B = the measured concentration of the analyte in the unspiked sample; and
C = the concentration of the analyte used for spiking.

Accuracy was evaluated using initial and continuing calibration recoveries, LCS/LCSD recoveries, MS/MSD recoveries, post digestion spike recoveries, internal standard recoveries, surrogate spike recoveries, and the evaluation of method and field blank data.

2.3.1 Calibration

Initial and continuing calibration analyses were performed as required by the methods and acceptance criteria were met with the following exceptions:

- The percent difference (%D) for several analytes were greater than criteria in a few continuing calibration verification standards (CCV) associated with Method SW8260B, indicating a possible high sample bias. The data were not qualified because the associated samples did not contain reportable concentrations of these analytes.

- The %D for 3,3'-dichlorobenzidine was greater than criteria in a few CCVs associated with Method SW8270C, indicating a possible high sample bias. The data were not qualified because the associated samples did not contain reportable levels of 3,3'-dichlorobenzidine.

- Barium was detected at a concentration less than the limit of quantitation (LOQ) in one continuing calibration blank (CCB) associated with Method SW6020. The analyte was not qualified because the associated sample concentrations were greater than five times the blank concentration.

2.3.2 Method Blank Samples

A method blank is a clean matrix and is carried through the same analytical procedures as the environmental samples. Method blank samples were analyzed at the required frequency and were free of contamination with the following exceptions:

- Multiple analytes were detected at concentrations less than the LOQ in the method blanks associated with Method SW8290. The data were qualified as not detected and flagged "U" when the associated sample concentrations were less than five times the blank concentrations.

- Several analytes were detected at concentrations less than the LOQ in a few method blanks associated with Method SW8270C. In addition, naphthalene and bis(2-ethylhexyl)phthalate

were detected at concentrations greater than the LOQ in a few method blanks associated with Method SW8270C. The data were qualified as not detected and flagged "U" when the associated sample concentrations were less than five times (10 times for common lab contaminants) the blank concentrations.

- Perchlorate was detected at a concentration less than the LOQ in one method blank associated with Method SW6850. The data were not qualified because the associated sample concentrations were greater than five times the blank concentration.

The results of the method blank analyses are presented in Table 5.

2.3.3 Field Blank Samples

The TB and EB samples were collected, analyzed, and were free of contamination with the following exceptions:

- Multiple analytes were detected at concentrations less than the LOQ in the EBs associated with Method SW8290. The data were qualified as not detected and flagged "U" when the associated sample concentrations were less than five times the blank concentrations. A few of these analytes were also detected in the method blanks associated with the EB analysis, which may have contributed to the low level detections.

- Acetone was detected at concentrations greater than the LOQ in the EBs associated with Method SW8260B. In addition, a few analytes were detected at concentrations less than the LOQ in a few EBs. The data were qualified as not detected and flagged "U" when the associated sample concentrations were less than five times (10x common lab contaminants) the blank concentrations.

- Acetophenone and/or diethyl phthalate were detected at concentrations greater than the LOQ in a few EBs associated with Method SW8270C. In addition, a few analytes were detected at concentrations less than the LOQ in a few EBs. The data were qualified as not detected and flagged "U" when the associated sample concentrations were less than five times (10x common lab contaminants) the blank concentrations.

- Perchlorate was detected at a concentration less than the LOQ in one EB associated with Method SW6850. The analyte was not qualified because the associated sample concentrations were greater than five times the blank concentration.

The results of the EB and TB analyses are presented in Table 5.

2.3.4 Laboratory Control Samples

The LCS/LCSD samples were analyzed to assess accuracy in the absence of matrix effects and acceptance criteria were met with the following exceptions:

- The recoveries for 2-hexanone and/or 1,2,4-trichlorobenzene were greater than the upper control limit in a few LCS/LCSDs associated with Method SW8260B, indicating a possible high bias. The data were not qualified because the associated samples did not contain reportable levels of 2-hexanone and 1,2,4-trichlorobenzene.

- A few analytes were recovered greater than the upper control limits in a few LCSs associated with Method SW8270C, indicating a possible high bias. The data were not qualified because the associated samples did not contain reportable levels of these analytes.

The LCS/LCSD results are presented in Table 6.

2.3.5 Internal Standards

Internal standards were added to the methods requiring their use and all acceptance criteria were met with the following exception:

- Several internal standards were recovered less than criteria in multiple samples associated with Method SW8260Bs poor purging of the sample due to bad seals on the sample containers. The associated analytes were qualified as estimated detected and non-detected results and flagged "J" and "UJ", respectively, in the samples when internal standard recoveries were greater than 30 percent, a value based on professional judgement. In instances where the internal standard recoveries were less than 30 percent of the lower control limit, detected results were qualified as estimated and flagged "J" and non-detected results were rejected for project use and flagged "R" in the associated samples.

2.3.6 Surrogate Samples

Surrogates were added to all samples for the methods requiring their use and all QC acceptance criteria were met with the following exceptions:

- A few surrogates associated with Method SW8260B were recovered greater than the upper control limits in multiple samples, indicating a possible high bias. Detected results were qualified as estimated and flagged "J" in the associated samples. Non-detected results were not qualified.

2.3.7 Matrix Spikes

Site specific MS/MSD samples were analyzed to assess accuracy and to identify possible matrix effects associated with the samples. Only the "parent" samples were qualified for MS issues, but data users should take into consideration low spike recoveries when evaluating other sample locations. The MS/MSD samples were analyzed as required and met all acceptance criteria with the following exceptions:

- Several metals were recovered less than the lower control limits in the MS/MSDs associated with Method SW6020, indicating a possible low sample bias. The data were qualified as estimated and flagged "J" in the respective parent samples. In addition, several metals were recovered greater than the upper control limits in the MS/MSDs, indicating a possible high bias. The data were qualified as estimated and flagged "J" in the respective parent samples. Sample concentrations for barium, copper and/or zinc were greater than four times the spike concentration, resulting in exceedances in a few MS/MSDs; however, the data were not qualified per UFP-QAPP guidelines.

- Styrene was recovered less than the lower control limit in the MS/MSDs associated with Method SW8260B for samples OT29-SO-J09A1-11-0001 and OT29-SO-JO9A1-21-0001, indicating a possible low bias. The data were qualified as estimated non-detects and flagged "UJ" in the respective parent sample. In addition, a few analytes were recovered greater than the upper

control limits in the MS/MSDs indicating a possible high sample bias. The data were not qualified because the parent samples did not contain reportable levels of these analytes.

- Di-n-butylphthalate was recovered greater than the upper control limit in the MS/MSD associated with Method SW8270C for sample OT29-SO-J09A1-11-0001, indicating a possible high sample bias. The result was not qualified because the parent sample did not contain a reportable level of di-n-butylphthalate.
- OCDD was recovered greater than the upper control limit in the MSD associated with Method SW8290 for sample OT29-SO-J09A1-11-0001, indicating a possible high sample bias. The result was qualified as estimated and flagged "J" in the parent sample.
- Several analytes were recovered greater than the upper control limits in the MS/MSDs associated with Method SW8330B, indicating a possible high sample bias. Detected results were qualified as estimated and flagged "J" in the respective parent sample. Non-detected results were not qualified.
- The sample concentrations for perchlorate were greater than four times the spike concentration, resulting in exceedances in the MS/MSDs; however, the data were not qualified per UFP-QAPP guidelines.

The MS/MSD results are presented in Table 7.

2.3.8 Sample Quantitation

The laboratory reported cyclohexane, methyl acetate and methyl cyclohexane as tentatively identified compounds (TIC) in Method SW8260B. These compounds are not included in the calibration at the laboratory. The data were flagged "UN" to indicate they were not detected in the samples.

2.3.9 Post Digestion Spikes

Post digestion spike were analyzed according to methods requiring their use and QC acceptance were met.

2.3.10 Sample Quantitation

The ion ratio for several analytes did not meet qualitative identification criteria in the samples associated with Method SW8290, indicating a possible interference. The data were reported as estimated maximum possible concentrations (EMPC) and flagged "J" in the samples.

2.4 Precision Evaluation

Precision measures the reproducibility of measurements under a given set of conditions and is expressed as relative percent difference (RPD):

$$RPD = \left(\frac{|A-B|}{[A+B]/2} \right) \times 100$$

Where,

A = the concentration of "parent" sample, and
B = the concentration of the "duplicate/replicate" sample.

Precision was evaluated for this project using FD, LCSD, MSD, serial dilutions and confirmation sample RPDs.

2.4.1 Field Duplicates

FD samples were collected and analyzed as required and all precision criteria were met with the following exceptions:

- The RPDs for several metals exceeded criteria in multiple FD pairs associated with Method SW6020. The data were qualified as estimated and flagged "J" in the respective FD pair.
- The RPD for perchlorate exceeded criteria in FD pair OT29-SO-J09A1-15-0001/ OT29-FD-J09A1-15-0001 associated with Method SW6850. The data were qualified as estimated and flagged "J" in the FD pair.
- The RPDs for a few analytes exceeded criteria in several FD pairs associated with Method SW8270C. The data were qualified as estimated detected and non-detected results and flagged "J" and "UJ", respectively, in the FD pairs.
- The RPDs for nitroglycerin and Tetryl exceeded criteria in FD pair OT29-SO-J09B2-02-0001/ OT29-FD-J09B2-02-0001. The data were qualified as estimated detected and non-detected results and flagged "J" and "UJ", respectively, in the FD pair.

2.4.2 Laboratory Control Sample Duplicates

The LCSD samples were analyzed and all precision criteria were met.

2.4.3 Matrix Spike Duplicate Samples

MSD samples were analyzed as required and all precision criteria were met with the following exceptions:

- The RPDs for lead and/or nickel exceeded criteria between the MS and MSDs for samples OT29-SO-J09A1-11-0001 and OT29-SO-K09A2-01-0001. The data were qualified as estimated and flagged "J" in the parent samples.
- The RPDs for multiple analytes exceeded criteria between the MS and MSDs for sample OT29-SO-JO9A1-21-0001. The data were qualified as estimated detected and non-detected results and flagged "J" and "UJ", respectively, in the parent sample.
- The RPD for OCDD exceeded criteria between the MS and MSD for sample OT29-SO-J09A1-11-0001. The result was qualified as estimated and flagged "J" in the parent sample.
- The RPDs for several analytes exceeded criteria between the MS and MSD for samples OT29-SO-J09A1-11-0001, OT29-SO-JO9A1-21-0001, OT29-SO-J09B2-06-0910 and OT29-SO-JO9B1-07-0405. The data were qualified as estimated detected and non-detected results and flagged "J" and "UJ", respectively, in the parent samples.

2.4.4 Serial Dilutions

Serial dilutions were analyzed according to methods requiring their use and all precision criteria were met.

2.4.5 Confirmation

Confirmation samples were analyzed according to methods requiring their use and all precision criteria were met with the following exceptions:

- The RPD for RDX exceeded criteria between the parent and confirmation samples for OT29-SO-J09A1-09-0001 and OT29-FD-J09A1-15-0001. The data were qualified as estimated and flagged "J" in the parent samples.

- The RPD for 2-amino-4,6-dinitrotoluene exceeded criteria between the parent and confirmation sample for OT29-SO-J09A1-07-0910. The result was qualified as estimated and flagged "J" in the parent sample.

2.5 Comparability Evaluation

Comparability is expressed as the confidence level in which one data set may be compared to another data set. Standardized methodology was used in the collection, analysis, and reporting of the data. Therefore, the data from this sampling event should be comparable to data collected previously at the site.

2.6 Overall Assessment

Review of laboratory control data and field QC indicators were used to assess the PARCCS of the soil samples collected by CH2M HILL at the Kirtland AFB Open Detonation Unit. The assessment concluded that the PARCCS of the data are generally acceptable. Evaluation of the data was modeled after the *Uniform Federal Policy-Quality Assurance Project Plan (UFP-QAPP) to Support Closure of the Open Burn and Open Detonation Units at Kirtland AFB* (USAF, 2012), the *Closure Plan for the Open Detonation Unit* (USAF, 2015), and individual method requirements.

Precision of the data was verified through the review of the field and laboratory data quality indicators that include FD, LCS/LCSD, MS/MSD, serial dilution and confirmation RPDs. Precision was generally acceptable with the exception of several analytes which were qualified as estimated detected and non-detected results in multiple samples due to FD, MS/MSD and confirmation RPD issues. Data users should consider the impact to any result that is qualified as estimated as it may contain a bias which could affect the decision making process.

Accuracy of the data was verified through the review of calibration data, LCS/LCSD samples, MS/MSD samples, PDS samples, internal standards, and surrogate spike data, as well as the evaluation of method, field and calibration blank data. Accuracy was generally acceptable with the exception of several analytes which were qualified as estimated detected and non-detected results in multiple samples due to calibration, MS/MSD, internal standard and/or surrogate issues. Several analytes associated with Method SW8290 were qualified as estimated due to ion ratio issues in the samples. Several analytes were qualified as not detected in the samples due to equipment and/or method blank contamination. Data users should consider the impact to any result that is qualified as estimated as it may contain a bias which could affect the decision making process.

Representativeness of the data was verified through the sample's collection, storage, and preservation procedures and the verification of holding-time compliance. The laboratory did not note any issues related to storage of the samples. Samples OT29-SO-J09A1-11-0001 and OT29-SO-J09A1-15-0001 were re-extracted two days past hold time for Method SW8270C, resulting in data being qualified as estimated. All other data were reported from analyses within the method recommended holding time.

Comparability of the data was ensured through the use of standard analytical procedures and standard units for reporting. Results obtained are comparable to industry standards in that collection and analytical techniques followed approved, documented procedures.

Completeness is a measure of the number of valid measurements obtained in relation to the total number of measurements planned. Completeness is expressed as the percentage of valid or usable measurements, compared to planned measurements. Valid data are defined as all data that are not rejected for project use. The data are considered valid with the exception of several analytes associated with Method SW8260B, which were rejected for project use in multiple samples due to internal standard issues. The completeness goal of 95 percent was met for all method and analyte combinations with the exception of several analytes associated with Method SW8260B, which were 84 and 86 percent complete.

The results can be used for project decisions taking into consideration the validation flags applied to the data.

REFERENCES

EPA, 1996. *EPA Test Methods for Evaluating Solid Waste Physical/Chemical Methods (SW-846) 3rd ed. with updates.* U.S. Environmental Protection Agency.

USAF, 2012. *Uniform Federal Policy-Quality Assurance Project Plan (UFP-QAPP) to Support Closure of the Open Burn and Open Detonation Units at Kirtland AFB.* U. S. Air Force, Kirtland Air Force Base, New Mexico. April.

USAF, 2015. *Closure Plan for Open Detonation Unit.* U.S. Air Force, Kirtland Air Force Base, New Mexico. April.

THIS PAGE INTENTIONALLY LEFT BLANK

ATTACHMENT
Data Validation Tables

THIS PAGE INTENTIONALLY LEFT BLANK

Table 1. Summary of Analytical Parameters for Discrete Soil Samples for the Open Detonation Unit, Kirtland Air Force Base, December 2015

Parameter	Method	Matrix	Laboratory
Metals	SW6020/7470A/7471A (U.S. Environmental Protection Agency [EPA], 1996; 2007 update)	Water	TAMC
Perchlorate	SW6850 (EPA, 1996; 2007 update)	Water	TAMC
Volatile Organic Compounds	SW8260B (EPA, 1996)	Water	TAMC/TAMQ
Semivolatile Organic Compounds (including 1,4-dioxane)	SW8270C (EPA, 1996)	Water	TAMC
Explosives	SW8330B (EPA, 1996; 2006 update)	Water	TAMC
Dioxins/Furans	SW8290 (EPA, 1996; 2007 update)	Water	TAMQ
White Phosphorus	SW7580 (EPA, 1996)	Water	ALS

Notes:
EPA, 1996. *EPA Test Methods for Evaluating Solid Waste Physical/Chemical Methods (SW-846) 3rd ed. with updates.* U.S. Environmental Protection Agency.
TMAC – TestAmerica Sacramento
TMAQ – TestAmerica Denver

Table 2. Summary of Data Qualification for Discrete Soil Samples for the Open Detonation Unit, Kirtland Air Force Base, December 2015

Sample Identification	Method	Analyte	Units	Final Result	Validation Flag	Validation Reason
OT29-FD-H09B1-01-0001	SW8260B	1,1,1-Trichloroethane	µg/Kg	1.1	UJ	IS<LCL
OT29-FD-H09B1-01-0001	SW8260B	1,1,2-Trichloro-1,2,2-trifluoroethane	µg/Kg	1.1	UJ	IS<LCL
OT29-FD-H09B1-01-0001	SW8260B	1,1,2-Trichloroethane	µg/Kg	1.1	UJ	IS<LCL
OT29-FD-H09B1-01-0001	SW8260B	1,1-Dichloroethane	µg/Kg	1.1	UJ	IS<LCL
OT29-FD-H09B1-01-0001	SW8260B	1,1-Dichloroethene	µg/Kg	1.1	UJ	IS<LCL
OT29-FD-H09B1-01-0001	SW8260B	1,2-Dibromoethane (EDB)	µg/Kg	1.1	UJ	IS<LCL
OT29-FD-H09B1-01-0001	SW8260B	1,2-Dichloroethane	µg/Kg	2.1	UJ	IS<LCL
OT29-FD-H09B1-01-0001	SW8260B	1,2-Dichloropropane	µg/Kg	2.1	UJ	IS<LCL
OT29-FD-H09B1-01-0001	SW8260B	2-Butanone (MEK)	µg/Kg	3.9	U	EB<LOQ
OT29-FD-H09B1-01-0001	SW8260B	Acetone	µg/Kg	25	U	EB>LOQ
OT29-FD-H09B1-01-0001	SW8260B	Benzene	µg/Kg	0.43	J	IS<LCL
OT29-FD-H09B1-01-0001	SW8260B	Bromochloromethane	µg/Kg	2.1	UJ	IS<LCL
OT29-FD-H09B1-01-0001	SW8260B	Bromodichloromethane	µg/Kg	2.1	UJ	IS<LCL
OT29-FD-H09B1-01-0001	SW8260B	Bromoform	µg/Kg	1.1	UJ	IS<LCL
OT29-FD-H09B1-01-0001	SW8260B	Bromomethane	µg/Kg	2.1	UJ	IS<LCL
OT29-FD-H09B1-01-0001	SW8260B	Carbon disulfide	µg/Kg	1.1	UJ	IS<LCL
OT29-FD-H09B1-01-0001	SW8260B	Carbon tetrachloride	µg/Kg	2.1	UJ	IS<LCL
OT29-FD-H09B1-01-0001	SW8260B	Chlorobenzene	µg/Kg	1.1	UJ	IS<LCL
OT29-FD-H09B1-01-0001	SW8260B	Chloroethane	µg/Kg	1.1	UJ	IS<LCL
OT29-FD-H09B1-01-0001	SW8260B	Chloroform	µg/Kg	1.1	UJ	IS<LCL
OT29-FD-H09B1-01-0001	SW8260B	Chloromethane	µg/Kg	1.1	UJ	IS<LCL
OT29-FD-H09B1-01-0001	SW8260B	cis-1,2-Dichloroethene	µg/Kg	2.1	UJ	IS<LCL
OT29-FD-H09B1-01-0001	SW8260B	cis-1,3-Dichloropropene	µg/Kg	2.1	UJ	IS<LCL
OT29-FD-H09B1-01-0001	SW8260B	Cyclohexane	µg/Kg	1.1	UN	TIC
OT29-FD-H09B1-01-0001	SW8260B	Dibromochloromethane	µg/Kg	1.1	UJ	IS<LCL
OT29-FD-H09B1-01-0001	SW8260B	Dichlorodifluoromethane	µg/Kg	2.1	UJ	IS<LCL
OT29-FD-H09B1-01-0001	SW8260B	Ethylbenzene	µg/Kg	1.1	UJ	IS<LCL
OT29-FD-H09B1-01-0001	SW8260B	Isopropylbenzene	µg/Kg	2.1	UJ	IS<LCL
OT29-FD-H09B1-01-0001	SW8260B	Methyl acetate	µg/Kg	1.1	UN	TIC
OT29-FD-H09B1-01-0001	SW8260B	Methyl tert-butyl ether	µg/Kg	2.1	UJ	IS<LCL
OT29-FD-H09B1-01-0001	SW8260B	Methylcyclohexane	µg/Kg	1.1	UN	TIC
OT29-FD-H09B1-01-0001	SW8260B	Methylene Chloride	µg/Kg	2.1	UJ	IS<LCL
OT29-FD-H09B1-01-0001	SW8260B	m-Xylene & p-Xylene	µg/Kg	2.1	UJ	IS<LCL
OT29-FD-H09B1-01-0001	SW8260B	o-Xylene	µg/Kg	1.1	UJ	IS<LCL
OT29-FD-H09B1-01-0001	SW8260B	Styrene	µg/Kg	1.1	UJ	IS<LCL
OT29-FD-H09B1-01-0001	SW8260B	Tetrachloroethene	µg/Kg	2.1	UJ	IS<LCL
OT29-FD-H09B1-01-0001	SW8260B	Toluene	µg/Kg	1.5	J	IS<LCL
OT29-FD-H09B1-01-0001	SW8260B	trans-1,2-Dichloroethene	µg/Kg	1.1	UJ	IS<LCL
OT29-FD-H09B1-01-0001	SW8260B	trans-1,3-Dichloropropene	µg/Kg	2.1	UJ	IS<LCL
OT29-FD-H09B1-01-0001	SW8260B	Trichloroethene	µg/Kg	2.1	UJ	IS<LCL
OT29-FD-H09B1-01-0001	SW8260B	Trichlorofluoromethane	µg/Kg	1.1	UJ	IS<LCL
OT29-FD-H09B1-01-0001	SW8260B	Vinyl chloride	µg/Kg	1.1	UJ	IS<LCL
OT29-FD-H09B1-01-0001	SW8290	1,2,3,4,6,7,8-HpCDD	pg/g	4.3	U	EB<LOQ
OT29-FD-H09B1-01-0001	SW8290	1,2,3,4,6,7,8-HpCDF	pg/g	0.72	U	LB<LOQ
OT29-FD-H09B1-01-0001	SW8290	1,2,3,4,7,8,9-HpCDF	pg/g	0.11	J	EMPC
OT29-FD-H09B1-01-0001	SW8290	1,2,3,4,7,8-HxCDD	pg/g	0.065	J	EMPC

Table 2. Summary of Data Qualification for Discrete Soil Samples for the Open Detonation Unit, Kirtland Air Force Base, December 2015

Sample Identification	Method	Analyte	Units	Final Result	Validation Flag	Validation Reason
OT29-FD-H09B1-01-0001	SW8290	1,2,3,6,7,8-HxCDF	pg/g	0.088	U	EB<LOQ
OT29-FD-H09B1-01-0001	SW8290	1,2,3,7,8,9-HxCDD	pg/g	0.21	U	LB<LOQ
OT29-FD-H09B1-01-0001	SW8290	OCDF	pg/g	4	U	LB<LOQ, EB<LOQ
OT29-FD-H09B1-01-0001	SW8290	Total HpCDD	pg/g	7.6	U	EB<LOQ
OT29-FD-H09B1-01-0001	SW8290	Total HpCDF	pg/g	2	U	LB<LOQ, EMPC (J)
OT29-FD-H09B1-01-0001	SW8290	Total HxCDD	pg/g	1.3	J	EMPC
OT29-FD-H09B1-01-0001	SW8290	Total HxCDF	pg/g	0.37	U	EB<LOQ
OT29-FD-H09B1-01-0001	SW8290	Total PeCDF	pg/g	0.12	J	EMPC
OT29-FD-H09B1-01-0001	SW8290	Total TCDF	pg/g	0.19	J	EMPC
OT29-FD-J09A1-05-0001	SW6020	Cadmium	mg/Kg	0.28	J	FD>RPD
OT29-FD-J09A1-05-0001	SW8260B	1,1,1-Trichloroethane	µg/Kg	1	R	IS<LCL
OT29-FD-J09A1-05-0001	SW8260B	1,1,2,2-Tetrachloroethane	µg/Kg	2.1	UJ	IS<LCL
OT29-FD-J09A1-05-0001	SW8260B	1,1,2-Trichloro-1,2,2-trifluoroethane	µg/Kg	1	R	IS<LCL
OT29-FD-J09A1-05-0001	SW8260B	1,1,2-Trichloroethane	µg/Kg	1	R	IS<LCL
OT29-FD-J09A1-05-0001	SW8260B	1,1-Dichloroethane	µg/Kg	1	R	IS<LCL
OT29-FD-J09A1-05-0001	SW8260B	1,1-Dichloroethene	µg/Kg	1	R	IS<LCL
OT29-FD-J09A1-05-0001	SW8260B	1,2,3-Trichlorobenzene	µg/Kg	2.1	UJ	IS<LCL
OT29-FD-J09A1-05-0001	SW8260B	1,2,3-Trichloropropane	µg/Kg	2.1	UJ	IS<LCL
OT29-FD-J09A1-05-0001	SW8260B	1,2,4-Trichlorobenzene	µg/Kg	2.1	UJ	IS<LCL
OT29-FD-J09A1-05-0001	SW8260B	1,2,4-Trimethylbenzene	µg/Kg	2.1	UJ	IS<LCL
OT29-FD-J09A1-05-0001	SW8260B	1,2-Dibromo-3-Chloropropane	µg/Kg	2.1	UJ	IS<LCL
OT29-FD-J09A1-05-0001	SW8260B	1,2-Dibromoethane (EDB)	µg/Kg	1	UJ	IS<LCL
OT29-FD-J09A1-05-0001	SW8260B	1,2-Dichlorobenzene	µg/Kg	2.1	UJ	IS<LCL
OT29-FD-J09A1-05-0001	SW8260B	1,2-Dichloroethane	µg/Kg	2.1	R	IS<LCL
OT29-FD-J09A1-05-0001	SW8260B	1,2-Dichloropropane	µg/Kg	2.1	R	IS<LCL
OT29-FD-J09A1-05-0001	SW8260B	1,3,5-Trimethylbenzene	µg/Kg	1	UJ	IS<LCL
OT29-FD-J09A1-05-0001	SW8260B	1,3-Dichlorobenzene	µg/Kg	1	UJ	IS<LCL
OT29-FD-J09A1-05-0001	SW8260B	1,4-Dichlorobenzene	µg/Kg	2.1	UJ	IS<LCL
OT29-FD-J09A1-05-0001	SW8260B	1,4-Dioxane	µg/Kg	79	UJ	IS<LCL
OT29-FD-J09A1-05-0001	SW8260B	2-Butanone (MEK)	µg/Kg	5.2	UJ	IS<LCL
OT29-FD-J09A1-05-0001	SW8260B	2-Hexanone	µg/Kg	2.1	UJ	IS<LCL
OT29-FD-J09A1-05-0001	SW8260B	4-Methyl-2-pentanone (MIBK)	µg/Kg	2.1	UJ	IS<LCL
OT29-FD-J09A1-05-0001	SW8260B	Acetone	µg/Kg	6.6	U	EB>LOQ, IS<LCL, Sur>UCL
OT29-FD-J09A1-05-0001	SW8260B	Benzene	µg/Kg	1	R	IS<LCL
OT29-FD-J09A1-05-0001	SW8260B	Bromochloromethane	µg/Kg	2.1	R	IS<LCL
OT29-FD-J09A1-05-0001	SW8260B	Bromodichloromethane	µg/Kg	2.1	R	IS<LCL
OT29-FD-J09A1-05-0001	SW8260B	Bromoform	µg/Kg	1	UJ	IS<LCL
OT29-FD-J09A1-05-0001	SW8260B	Bromomethane	µg/Kg	2.1	R	IS<LCL
OT29-FD-J09A1-05-0001	SW8260B	Carbon disulfide	µg/Kg	1	R	IS<LCL
OT29-FD-J09A1-05-0001	SW8260B	Carbon tetrachloride	µg/Kg	2.1	R	IS<LCL
OT29-FD-J09A1-05-0001	SW8260B	Chlorobenzene	µg/Kg	1	UJ	IS<LCL
OT29-FD-J09A1-05-0001	SW8260B	Chloroethane	µg/Kg	1	R	IS<LCL
OT29-FD-J09A1-05-0001	SW8260B	Chloroform	µg/Kg	1	R	IS<LCL
OT29-FD-J09A1-05-0001	SW8260B	Chloromethane	µg/Kg	1	UJ	IS<LCL
OT29-FD-J09A1-05-0001	SW8260B	cis-1,2-Dichloroethene	µg/Kg	2.1	R	IS<LCL
OT29-FD-J09A1-05-0001	SW8260B	cis-1,3-Dichloropropene	µg/Kg	2.1	R	IS<LCL

Table 2. Summary of Data Qualification for Discrete Soil Samples for the Open Detonation Unit, Kirtland Air Force Base, December 2015

Sample Identification	Method	Analyte	Units	Final Result	Validation Flag	Validation Reason
OT29-FD-J09A1-05-0001	SW8260B	Cyclohexane	µg/Kg	1	UN	TIC
OT29-FD-J09A1-05-0001	SW8260B	Dibromochloromethane	µg/Kg	1	UJ	IS<LCL
OT29-FD-J09A1-05-0001	SW8260B	Dichlorodifluoromethane	µg/Kg	2.1	R	IS<LCL
OT29-FD-J09A1-05-0001	SW8260B	Dichlorodifluoromethane	µg/Kg	2.1	UJ	IS<LCL
OT29-FD-J09A1-05-0001	SW8260B	Ethylbenzene	µg/Kg	1	UJ	IS<LCL
OT29-FD-J09A1-05-0001	SW8260B	Isopropylbenzene	µg/Kg	2.1	UJ	IS<LCL
OT29-FD-J09A1-05-0001	SW8260B	Methyl acetate	µg/Kg	1	UN	TIC
OT29-FD-J09A1-05-0001	SW8260B	Methyl tert-butyl ether	µg/Kg	2.1	R	IS<LCL
OT29-FD-J09A1-05-0001	SW8260B	Methylcyclohexane	µg/Kg	1	UN	TIC
OT29-FD-J09A1-05-0001	SW8260B	Methylene Chloride	µg/Kg	2.1	R	IS<LCL
OT29-FD-J09A1-05-0001	SW8260B	m-Xylene & p-Xylene	µg/Kg	2.1	UJ	IS<LCL
OT29-FD-J09A1-05-0001	SW8260B	Naphthalene	µg/Kg	2.1	UJ	IS<LCL
OT29-FD-J09A1-05-0001	SW8260B	o-Xylene	µg/Kg	1	UJ	IS<LCL
OT29-FD-J09A1-05-0001	SW8260B	Styrene	µg/Kg	1	UJ	IS<LCL
OT29-FD-J09A1-05-0001	SW8260B	Tetrachloroethene	µg/Kg	2.1	UJ	IS<LCL
OT29-FD-J09A1-05-0001	SW8260B	Toluene	µg/Kg	2.1	R	IS<LCL
OT29-FD-J09A1-05-0001	SW8260B	trans-1,2-Dichloroethene	µg/Kg	1	R	IS<LCL
OT29-FD-J09A1-05-0001	SW8260B	trans-1,3-Dichloropropene	µg/Kg	2.1	R	IS<LCL
OT29-FD-J09A1-05-0001	SW8260B	Trichloroethene	µg/Kg	2.1	R	IS<LCL
OT29-FD-J09A1-05-0001	SW8260B	Trichlorofluoromethane	µg/Kg	1	R	IS<LCL
OT29-FD-J09A1-05-0001	SW8260B	Vinyl chloride	µg/Kg	1	R	IS<LCL
OT29-FD-J09A1-05-0001	SW8270C	Bis(2-ethylhexyl) phthalate	µg/Kg	1200	J	FD>RPD
OT29-FD-J09A1-05-0001	SW8270C	Di-n-butyl phthalate	µg/Kg	8000	J	FD>RPD
OT29-FD-J09A1-05-0001	SW8270C	N-Nitrosodiphenylamine	µg/Kg	3600	J	FD>RPD
OT29-FD-J09A1-05-0001	SW8290	1,2,3,4,6,7,8-HpCDD	pg/g	6.7	U	EB<LOQ
OT29-FD-J09A1-05-0001	SW8290	1,2,3,4,6,7,8-HpCDF	pg/g	0.88	U	LB<LOQ
OT29-FD-J09A1-05-0001	SW8290	1,2,3,4,7,8-HxCDF	pg/g	0.11	U	EB<LOQ
OT29-FD-J09A1-05-0001	SW8290	1,2,3,6,7,8-HxCDF	pg/g	0.076	U	EB<LOQ
OT29-FD-J09A1-05-0001	SW8290	1,2,3,7,8,9-HxCDD	pg/g	0.27	U	LB<LOQ, EMPC (J)
OT29-FD-J09A1-05-0001	SW8290	OCDF	pg/g	6.3	U	LB<LOQ, EB<LOQ
OT29-FD-J09A1-05-0001	SW8290	Total HxCDD	pg/g	2.1	J	EMPC
OT29-FD-J09A1-05-0001	SW8290	Total HxCDF	pg/g	0.78	U	EB<LOQ, EMPC (J)
OT29-FD-J09A1-05-0001	SW8290	Total PeCDD	pg/g	0.11	J	EMPC
OT29-FD-J09A1-05-0001	SW8290	Total PeCDF	pg/g	0.27	J	EMPC
OT29-FD-J09A1-05-0001	SW8290	Total TCDD	pg/g	0.13	U	EB<LOQ, EMPC (J)
OT29-FD-J09A1-05-0001	SW8290	Total TCDF	pg/g	0.17	J	EMPC
OT29-FD-J09A1-07-0405	SW6020	Barium	mg/Kg	480	J	FD>RPD
OT29-FD-J09A1-07-0405	SW6020	Cadmium	mg/Kg	0.49	J	FD>RPD
OT29-FD-J09A1-07-0405	SW6020	Copper	mg/Kg	20	J	FD>RPD
OT29-FD-J09A1-07-0405	SW6020	Lead	mg/Kg	15	J	FD>RPD
OT29-FD-J09A1-07-0405	SW6020	Silver	mg/Kg	0.56	J	FD>RPD
OT29-FD-J09A1-07-0405	SW6020	Zinc	mg/Kg	63	J	FD>RPD
OT29-FD-J09A1-15-0001	SW6020	Arsenic	mg/Kg	5.6	J	FD>RPD
OT29-FD-J09A1-15-0001	SW6020	Cadmium	mg/Kg	0.36	J	FD>RPD
OT29-FD-J09A1-15-0001	SW6020	Lead	mg/Kg	69	J	FD>RPD
OT29-FD-J09A1-15-0001	SW6020	Zinc	mg/Kg	1000	J	FD>RPD

Table 2. Summary of Data Qualification for Discrete Soil Samples for the Open Detonation Unit, Kirtland Air Force Base, December 2015

Sample Identification	Method	Analyte	Units	Final Result	Validation Flag	Validation Reason
OT29-FD-J09A1-15-0001	SW6850	Perchlorate	µg/Kg	11000	J	FD>RPD
OT29-FD-J09A1-15-0001	SW8330B	RDX	mg/Kg	0.073	J	CF>RPD
OT29-FD-J09B2-02-0001	SW6020	Arsenic	mg/Kg	4.7	J	FD>RPD
OT29-FD-J09B2-02-0001	SW6020	Copper	mg/Kg	540	J	FD>RPD
OT29-FD-J09B2-02-0001	SW6020	Zinc	mg/Kg	220	J	FD>RPD
OT29-FD-J09B2-02-0001	SW8290	1,2,3,4,6,7,8-HpCDF	pg/g	1.5	U	EB<LOQ
OT29-FD-J09B2-02-0001	SW8290	1,2,3,6,7,8-HxCDF	pg/g	0.15	U	EB<LOQ
OT29-FD-J09B2-02-0001	SW8290	2,3,4,6,7,8-HxCDF	pg/g	0.077	U	EB<LOQ
OT29-FD-J09B2-02-0001	SW8290	OCDF	pg/g	5.8	U	LB<LOQ, EB<LOQ
OT29-FD-J09B2-02-0001	SW8290	Total HxCDD	pg/g	2.3	J	EMPC
OT29-FD-J09B2-02-0001	SW8290	Total HxCDF	pg/g	1.5	U	EB<LOQ
OT29-FD-J09B2-02-0001	SW8290	Total PeCDD	pg/g	0.25	J	EMPC
OT29-FD-J09B2-02-0001	SW8290	Total TCDF	pg/g	1.9	J	EMPC
OT29-FD-J09B2-02-0001	SW8330B	Nitroglycerin	mg/Kg	0.25	UJ	FD>RPD
OT29-FD-J09B2-02-0001	SW8330B	Tetryl	mg/Kg	0.76	J	FD>RPD
OT29-FD-J09B2-04-0001	SW6020	Copper	mg/Kg	70	J	FD>RPD
OT29-FD-J09B2-04-0001	SW8260B	2-Butanone (MEK)	µg/Kg	4.4	U	EB<LOQ
OT29-FD-J09B2-04-0001	SW8260B	Acetone	µg/Kg	21	U	EB>LOQ
OT29-FD-J09B2-04-0001	SW8260B	Cyclohexane	µg/Kg	1.6	UN	TIC
OT29-FD-J09B2-04-0001	SW8260B	Methyl acetate	µg/Kg	1.6	UN	TIC
OT29-FD-J09B2-04-0001	SW8260B	Methylcyclohexane	µg/Kg	1.6	UN	TIC
OT29-FD-J09B2-04-0001	SW8270C	2,4-Dinitrotoluene	µg/Kg	7100	J	FD>RPD
OT29-FD-J09B2-04-0001	SW8270C	2,6-Dinitrotoluene	µg/Kg	380	J	FD>RPD
OT29-FD-J09B2-04-0001	SW8270C	Bis(2-ethylhexyl) phthalate	µg/Kg	42	U	LB<LOQ
OT29-FD-J09B2-04-0001	SW8270C	Di-n-butyl phthalate	µg/Kg	3600	J	FD>RPD
OT29-FD-J09B2-04-0001	SW8290	1,2,3,4,6,7,8-HpCDF	pg/g	1.2	U	EB<LOQ
OT29-FD-J09B2-04-0001	SW8290	1,2,3,4,7,8-HxCDD	pg/g	0.11	J	EMPC
OT29-FD-J09B2-04-0001	SW8290	1,2,3,4,7,8-HxCDF	pg/g	0.14	J	EMPC
OT29-FD-J09B2-04-0001	SW8290	1,2,3,6,7,8-HxCDD	pg/g	0.24	J	EMPC
OT29-FD-J09B2-04-0001	SW8290	1,2,3,6,7,8-HxCDF	pg/g	0.12	U	EB<LOQ, EMPC (J)
OT29-FD-J09B2-04-0001	SW8290	1,2,3,7,8,9-HxCDD	pg/g	0.17	J	EMPC
OT29-FD-J09B2-04-0001	SW8290	2,3,7,8-TCDD	pg/g	0.056	J	EMPC
OT29-FD-J09B2-04-0001	SW8290	OCDF	pg/g	3.9	U	LB<LOQ, EB<LOQ
OT29-FD-J09B2-04-0001	SW8290	Total HpCDF	pg/g	3.3	U	EB<LOQ
OT29-FD-J09B2-04-0001	SW8290	Total HxCDD	pg/g	1.5	J	EMPC
OT29-FD-J09B2-04-0001	SW8290	Total HxCDF	pg/g	0.58	U	EB<LOQ, EMPC (J)
OT29-FD-J09B2-04-0001	SW8290	Total TCDD	pg/g	0.056	J	EMPC
OT29-FD-J09B2-04-0001	SW8290	Total TCDF	pg/g	0.58	J	EMPC
OT29-FD-JO9A1-17-0405	SW6020	Barium	mg/Kg	360	J	FD>RPD
OT29-FD-JO9B1-01-0001	SW8260B	1,1,1-Trichloroethane	µg/Kg	1.1	UJ	IS<LCL
OT29-FD-JO9B1-01-0001	SW8260B	1,1,2,2-Tetrachloroethane	µg/Kg	2.2	UJ	IS<LCL
OT29-FD-JO9B1-01-0001	SW8260B	1,1,2-Trichloro-1,2,2-trifluoroethane	µg/Kg	1.1	UJ	IS<LCL
OT29-FD-JO9B1-01-0001	SW8260B	1,1,2-Trichloroethane	µg/Kg	1.1	UJ	IS<LCL
OT29-FD-JO9B1-01-0001	SW8260B	1,1-Dichloroethane	µg/Kg	1.1	UJ	IS<LCL
OT29-FD-JO9B1-01-0001	SW8260B	1,1-Dichloroethene	µg/Kg	1.1	UJ	IS<LCL
OT29-FD-JO9B1-01-0001	SW8260B	1,2,3-Trichlorobenzene	µg/Kg	2.2	UJ	IS<LCL

Table 2. Summary of Data Qualification for Discrete Soil Samples for the Open Detonation Unit, Kirtland Air Force Base, December 2015

Sample Identification	Method	Analyte	Units	Final Result	Validation Flag	Validation Reason
OT29-FD-JO9B1-01-0001	SW8260B	1,2,3-Trichloropropane	µg/Kg	2.2	UJ	IS<LCL
OT29-FD-JO9B1-01-0001	SW8260B	1,2,4-Trichlorobenzene	µg/Kg	2.2	UJ	IS<LCL
OT29-FD-JO9B1-01-0001	SW8260B	1,2,4-Trimethylbenzene	µg/Kg	2.2	UJ	IS<LCL
OT29-FD-JO9B1-01-0001	SW8260B	1,2-Dibromo-3-Chloropropane	µg/Kg	2.2	UJ	IS<LCL
OT29-FD-JO9B1-01-0001	SW8260B	1,2-Dibromoethane (EDB)	µg/Kg	1.1	UJ	IS<LCL
OT29-FD-JO9B1-01-0001	SW8260B	1,2-Dichlorobenzene	µg/Kg	2.2	UJ	IS<LCL
OT29-FD-JO9B1-01-0001	SW8260B	1,2-Dichloroethane	µg/Kg	2.2	UJ	IS<LCL
OT29-FD-JO9B1-01-0001	SW8260B	1,2-Dichloropropane	µg/Kg	2.2	UJ	IS<LCL
OT29-FD-JO9B1-01-0001	SW8260B	1,3,5-Trimethylbenzene	µg/Kg	1.1	UJ	IS<LCL
OT29-FD-JO9B1-01-0001	SW8260B	1,3-Dichlorobenzene	µg/Kg	1.1	UJ	IS<LCL
OT29-FD-JO9B1-01-0001	SW8260B	1,4-Dichlorobenzene	µg/Kg	2.2	UJ	IS<LCL
OT29-FD-JO9B1-01-0001	SW8260B	2-Butanone (MEK)	µg/Kg	5.4	UJ	IS<LCL
OT29-FD-JO9B1-01-0001	SW8260B	2-Hexanone	µg/Kg	2.2	UJ	IS<LCL
OT29-FD-JO9B1-01-0001	SW8260B	4-Methyl-2-pentanone (MIBK)	µg/Kg	2.2	UJ	IS<LCL
OT29-FD-JO9B1-01-0001	SW8260B	Acetone	µg/Kg	5.4	UJ	IS<LCL
OT29-FD-JO9B1-01-0001	SW8260B	Benzene	µg/Kg	1.1	UJ	IS<LCL
OT29-FD-JO9B1-01-0001	SW8260B	Bromochloromethane	µg/Kg	2.2	UJ	IS<LCL
OT29-FD-JO9B1-01-0001	SW8260B	Bromodichloromethane	µg/Kg	2.2	UJ	IS<LCL
OT29-FD-JO9B1-01-0001	SW8260B	Bromoform	µg/Kg	1.1	UJ	IS<LCL
OT29-FD-JO9B1-01-0001	SW8260B	Bromomethane	µg/Kg	2.2	UJ	IS<LCL
OT29-FD-JO9B1-01-0001	SW8260B	Carbon disulfide	µg/Kg	1.1	UJ	IS<LCL
OT29-FD-JO9B1-01-0001	SW8260B	Carbon tetrachloride	µg/Kg	2.2	UJ	IS<LCL
OT29-FD-JO9B1-01-0001	SW8260B	Chlorobenzene	µg/Kg	1.1	UJ	IS<LCL
OT29-FD-JO9B1-01-0001	SW8260B	Chloroethane	µg/Kg	1.1	UJ	IS<LCL
OT29-FD-JO9B1-01-0001	SW8260B	Chloroform	µg/Kg	1.1	UJ	IS<LCL
OT29-FD-JO9B1-01-0001	SW8260B	Chloromethane	µg/Kg	1.1	UJ	IS<LCL
OT29-FD-JO9B1-01-0001	SW8260B	cis-1,2-Dichloroethene	µg/Kg	2.2	UJ	IS<LCL
OT29-FD-JO9B1-01-0001	SW8260B	cis-1,3-Dichloropropene	µg/Kg	2.2	UJ	IS<LCL
OT29-FD-JO9B1-01-0001	SW8260B	Cyclohexane	µg/Kg	1.1	UN	TIC
OT29-FD-JO9B1-01-0001	SW8260B	Dibromochloromethane	µg/Kg	1.1	UJ	IS<LCL
OT29-FD-JO9B1-01-0001	SW8260B	Dichlorodifluoromethane	µg/Kg	2.2	UJ	IS<LCL
OT29-FD-JO9B1-01-0001	SW8260B	Ethylbenzene	µg/Kg	1.1	UJ	IS<LCL
OT29-FD-JO9B1-01-0001	SW8260B	Isopropylbenzene	µg/Kg	2.2	UJ	IS<LCL
OT29-FD-JO9B1-01-0001	SW8260B	Methyl acetate	µg/Kg	1.1	UN	TIC
OT29-FD-JO9B1-01-0001	SW8260B	Methyl tert-butyl ether	µg/Kg	2.2	UJ	IS<LCL
OT29-FD-JO9B1-01-0001	SW8260B	Methylcyclohexane	µg/Kg	1.1	UN	TIC
OT29-FD-JO9B1-01-0001	SW8260B	Methylene Chloride	µg/Kg	2.2	UJ	IS<LCL
OT29-FD-JO9B1-01-0001	SW8260B	m-Xylene & p-Xylene	µg/Kg	2.2	UJ	IS<LCL
OT29-FD-JO9B1-01-0001	SW8260B	Naphthalene	µg/Kg	2.2	UJ	IS<LCL
OT29-FD-JO9B1-01-0001	SW8260B	o-Xylene	µg/Kg	1.1	UJ	IS<LCL
OT29-FD-JO9B1-01-0001	SW8260B	Styrene	µg/Kg	1.1	UJ	IS<LCL
OT29-FD-JO9B1-01-0001	SW8260B	Tetrachloroethene	µg/Kg	2.2	UJ	IS<LCL
OT29-FD-JO9B1-01-0001	SW8260B	Toluene	µg/Kg	2.2	UJ	IS<LCL
OT29-FD-JO9B1-01-0001	SW8260B	trans-1,2-Dichloroethene	µg/Kg	1.1	UJ	IS<LCL
OT29-FD-JO9B1-01-0001	SW8260B	trans-1,3-Dichloropropene	µg/Kg	2.2	UJ	IS<LCL
OT29-FD-JO9B1-01-0001	SW8260B	Trichloroethene	µg/Kg	2.2	UJ	IS<LCL

Table 2. Summary of Data Qualification for Discrete Soil Samples for the Open Detonation Unit, Kirtland Air Force Base, December 2015

Sample Identification	Method	Analyte	Units	Final Result	Validation Flag	Validation Reason
OT29-FD-JO9B1-01-0001	SW8260B	Trichlorofluoromethane	µg/Kg	1.1	UJ	IS<LCL
OT29-FD-JO9B1-01-0001	SW8260B	Vinyl chloride	µg/Kg	1.1	UJ	IS<LCL
OT29-FD-JO9B1-01-0001	SW8290	1,2,3,4,6,7,8-HpCDD	pg/g	1.4	U	EB<LOQ
OT29-FD-JO9B1-01-0001	SW8290	1,2,3,4,6,7,8-HpCDF	pg/g	0.24	U	LB<LOQ
OT29-FD-JO9B1-01-0001	SW8290	1,2,3,6,7,8-HxCDD	pg/g	0.069	U	EB<LOQ
OT29-FD-JO9B1-01-0001	SW8290	1,2,3,7,8,9-HxCDD	pg/g	0.039	U	LB<LOQ, EB<LOQ, EMPC (J)
OT29-FD-JO9B1-01-0001	SW8290	OCDD	pg/g	12	U	EB<LOQ
OT29-FD-JO9B1-01-0001	SW8290	OCDF	pg/g	0.86	U	LB<LOQ, EB<LOQ
OT29-FD-JO9B1-01-0001	SW8290	Total HpCDD	pg/g	2.4	U	EB<LOQ
OT29-FD-JO9B1-01-0001	SW8290	Total HpCDF	pg/g	0.74	U	LB<LOQ
OT29-FD-JO9B1-01-0001	SW8290	Total HxCDD	pg/g	0.24	U	LB<LOQ, EB<LOQ, EMPC (J)
OT29-FD-K09A2-01-0405	SW6020	Barium	mg/Kg	270	J	FD>RPD
OT29-FD-K09A2-01-0405	SW6020	Copper	mg/Kg	5.1	J	FD>RPD
OT29-FD-K09A2-01-0405	SW8290	1,2,3,4,6,7,8-HpCDD	pg/g	0.16	U	LB<LOQ, EB<LOQ
OT29-FD-K09A2-01-0405	SW8290	1,2,3,4,6,7,8-HpCDF	pg/g	0.1	U	LB<LOQ, EB<LOQ
OT29-FD-K09A2-01-0405	SW8290	OCDD	pg/g	0.96	U	LB<LOQ, EB<LOQ
OT29-FD-K09A2-01-0405	SW8290	OCDF	pg/g	0.47	U	LB<LOQ, EB<LOQ
OT29-FD-K09A2-01-0405	SW8290	Total HpCDD	pg/g	0.38	U	LB<LOQ, EB<LOQ
OT29-FD-K09A2-01-0405	SW8290	Total HpCDF	pg/g	0.1	U	LB<LOQ, EB<LOQ
OT29-FD-K09A2-01-0405	SW8290	Total HxCDD	pg/g	0.064	J	EMPC
OT29-SO-H09B1-01-0001	SW8260B	1,1,1-Trichloroethane	µg/Kg	1.1	UJ	IS<LCL
OT29-SO-H09B1-01-0001	SW8260B	1,1,2,2-Tetrachloroethane	µg/Kg	2.2	UJ	IS<LCL
OT29-SO-H09B1-01-0001	SW8260B	1,1,2-Trichloro-1,2,2-trifluoroethane	µg/Kg	1.1	UJ	IS<LCL
OT29-SO-H09B1-01-0001	SW8260B	1,1,2-Trichloroethane	µg/Kg	1.1	UJ	IS<LCL
OT29-SO-H09B1-01-0001	SW8260B	1,1-Dichloroethane	µg/Kg	1.1	UJ	IS<LCL
OT29-SO-H09B1-01-0001	SW8260B	1,1-Dichloroethene	µg/Kg	1.1	UJ	IS<LCL
OT29-SO-H09B1-01-0001	SW8260B	1,2,3-Trichlorobenzene	µg/Kg	2.2	UJ	IS<LCL
OT29-SO-H09B1-01-0001	SW8260B	1,2,3-Trichloropropane	µg/Kg	2.2	UJ	IS<LCL
OT29-SO-H09B1-01-0001	SW8260B	1,2,4-Trichlorobenzene	µg/Kg	2.2	UJ	IS<LCL
OT29-SO-H09B1-01-0001	SW8260B	1,2,4-Trimethylbenzene	µg/Kg	2.2	UJ	IS<LCL
OT29-SO-H09B1-01-0001	SW8260B	1,2-Dibromo-3-Chloropropane	µg/Kg	2.2	UJ	IS<LCL
OT29-SO-H09B1-01-0001	SW8260B	1,2-Dibromoethane (EDB)	µg/Kg	1.1	UJ	IS<LCL
OT29-SO-H09B1-01-0001	SW8260B	1,2-Dichlorobenzene	µg/Kg	2.2	UJ	IS<LCL
OT29-SO-H09B1-01-0001	SW8260B	1,2-Dichloroethane	µg/Kg	2.2	UJ	IS<LCL
OT29-SO-H09B1-01-0001	SW8260B	1,2-Dichloropropane	µg/Kg	2.2	UJ	IS<LCL
OT29-SO-H09B1-01-0001	SW8260B	1,3,5-Trimethylbenzene	µg/Kg	1.1	UJ	IS<LCL
OT29-SO-H09B1-01-0001	SW8260B	1,3-Dichlorobenzene	µg/Kg	1.1	UJ	IS<LCL
OT29-SO-H09B1-01-0001	SW8260B	1,4-Dichlorobenzene	µg/Kg	2.2	UJ	IS<LCL
OT29-SO-H09B1-01-0001	SW8260B	2-Butanone (MEK)	µg/Kg	2.5	U	EB<LOQ, Sur>UCL (J)
OT29-SO-H09B1-01-0001	SW8260B	Acetone	µg/Kg	18	U	EB>LOQ, Sur>UCL (J)
OT29-SO-H09B1-01-0001	SW8260B	Benzene	µg/Kg	0.56	J	IS<LCL
OT29-SO-H09B1-01-0001	SW8260B	Benzene	µg/Kg	0.56	J	Sur>UCL
OT29-SO-H09B1-01-0001	SW8260B	Bromochloromethane	µg/Kg	2.2	UJ	IS<LCL
OT29-SO-H09B1-01-0001	SW8260B	Bromodichloromethane	µg/Kg	2.2	UJ	IS<LCL
OT29-SO-H09B1-01-0001	SW8260B	Bromoform	µg/Kg	1.1	UJ	IS<LCL

Table 2. Summary of Data Qualification for Discrete Soil Samples for the Open Detonation Unit, Kirtland Air Force Base, December 2015

Sample Identification	Method	Analyte	Units	Final Result	Validation Flag	Validation Reason
OT29-SO-H09B1-01-0001	SW8260B	Bromomethane	µg/Kg	2.2	UJ	IS<LCL
OT29-SO-H09B1-01-0001	SW8260B	Carbon disulfide	µg/Kg	1.1	UJ	IS<LCL
OT29-SO-H09B1-01-0001	SW8260B	Carbon tetrachloride	µg/Kg	2.2	UJ	IS<LCL
OT29-SO-H09B1-01-0001	SW8260B	Chlorobenzene	µg/Kg	1.1	UJ	IS<LCL
OT29-SO-H09B1-01-0001	SW8260B	Chloroethane	µg/Kg	1.1	UJ	IS<LCL
OT29-SO-H09B1-01-0001	SW8260B	Chloroform	µg/Kg	1.1	UJ	IS<LCL
OT29-SO-H09B1-01-0001	SW8260B	Chloromethane	µg/Kg	1.1	UJ	IS<LCL
OT29-SO-H09B1-01-0001	SW8260B	cis-1,2-Dichloroethene	µg/Kg	2.2	UJ	IS<LCL
OT29-SO-H09B1-01-0001	SW8260B	cis-1,3-Dichloropropene	µg/Kg	2.2	UJ	IS<LCL
OT29-SO-H09B1-01-0001	SW8260B	Cyclohexane	µg/Kg	1.1	UN	TIC
OT29-SO-H09B1-01-0001	SW8260B	Dibromochloromethane	µg/Kg	1.1	UJ	IS<LCL
OT29-SO-H09B1-01-0001	SW8260B	Dichlorodifluoromethane	µg/Kg	2.2	UJ	IS<LCL
OT29-SO-H09B1-01-0001	SW8260B	Ethylbenzene	µg/Kg	1.1	UJ	IS<LCL
OT29-SO-H09B1-01-0001	SW8260B	Isopropylbenzene	µg/Kg	2.2	UJ	IS<LCL
OT29-SO-H09B1-01-0001	SW8260B	Methyl acetate	µg/Kg	1.1	UN	TIC
OT29-SO-H09B1-01-0001	SW8260B	Methyl tert-butyl ether	µg/Kg	2.2	UJ	IS<LCL
OT29-SO-H09B1-01-0001	SW8260B	Methylcyclohexane	µg/Kg	1.1	UN	TIC
OT29-SO-H09B1-01-0001	SW8260B	Methylene Chloride	µg/Kg	2.2	UJ	IS<LCL
OT29-SO-H09B1-01-0001	SW8260B	m-Xylene & p-Xylene	µg/Kg	2.2	UJ	IS<LCL
OT29-SO-H09B1-01-0001	SW8260B	Naphthalene	µg/Kg	2.2	UJ	IS<LCL
OT29-SO-H09B1-01-0001	SW8260B	o-Xylene	µg/Kg	1.1	UJ	IS<LCL
OT29-SO-H09B1-01-0001	SW8260B	Styrene	µg/Kg	1.1	UJ	IS<LCL
OT29-SO-H09B1-01-0001	SW8260B	Tetrachloroethene	µg/Kg	2.2	UJ	IS<LCL
OT29-SO-H09B1-01-0001	SW8260B	Toluene	µg/Kg	0.85	J	IS<LCL, Sur>UCL
OT29-SO-H09B1-01-0001	SW8260B	trans-1,2-Dichloroethene	µg/Kg	1.1	UJ	IS<LCL
OT29-SO-H09B1-01-0001	SW8260B	trans-1,3-Dichloropropene	µg/Kg	2.2	UJ	IS<LCL
OT29-SO-H09B1-01-0001	SW8260B	Trichloroethene	µg/Kg	2.2	UJ	IS<LCL
OT29-SO-H09B1-01-0001	SW8260B	Trichlorofluoromethane	µg/Kg	1.1	UJ	IS<LCL
OT29-SO-H09B1-01-0001	SW8260B	Vinyl chloride	µg/Kg	1.1	UJ	IS<LCL
OT29-SO-H09B1-01-0001	SW8270C	Bis(2-ethylhexyl) phthalate	µg/Kg	22	U	LB<LOQ
OT29-SO-H09B1-01-0001	SW8290	1,2,3,4,6,7,8-HpCDD	pg/g	2.6	U	EB<LOQ
OT29-SO-H09B1-01-0001	SW8290	1,2,3,4,6,7,8-HpCDF	pg/g	0.56	U	LB<LOQ
OT29-SO-H09B1-01-0001	SW8290	1,2,3,4,7,8-HxCDD	pg/g	0.11	J	EMPC
OT29-SO-H09B1-01-0001	SW8290	1,2,3,4,7,8-HxCDF	pg/g	0.16	U	EB<LOQ
OT29-SO-H09B1-01-0001	SW8290	1,2,3,6,7,8-HxCDD	pg/g	0.18	J	EMPC
OT29-SO-H09B1-01-0001	SW8290	1,2,3,6,7,8-HxCDF	pg/g	0.094	U	EB<LOQ, EMPC (J)
OT29-SO-H09B1-01-0001	SW8290	1,2,3,7,8,9-HxCDD	pg/g	0.19	U	LB<LOQ, EMPC (J)
OT29-SO-H09B1-01-0001	SW8290	2,3,4,6,7,8-HxCDF	pg/g	0.12	U	EB<LOQ
OT29-SO-H09B1-01-0001	SW8290	OCDF	pg/g	3.2	U	LB<LOQ, EB<LOQ
OT29-SO-H09B1-01-0001	SW8290	Total HpCDD	pg/g	4.9	U	EB<LOQ
OT29-SO-H09B1-01-0001	SW8290	Total HpCDF	pg/g	1.4	U	LB<LOQ, EMPC (J)
OT29-SO-H09B1-01-0001	SW8290	Total HxCDD	pg/g	1	J	EMPC
OT29-SO-H09B1-01-0001	SW8290	Total HxCDF	pg/g	0.58	U	EB<LOQ, EMPC (J)
OT29-SO-H09B1-01-0001	SW8290	Total PeCDF	pg/g	0.062	J	EMPC
OT29-SO-H09B1-01-1415	SW8260B	1,1,1-Trichloroethane	µg/Kg	1.1	UJ	IS<LCL
OT29-SO-H09B1-01-1415	SW8260B	1,1,2,2-Tetrachloroethane	µg/Kg	2.2	UJ	IS<LCL

Table 2. Summary of Data Qualification for Discrete Soil Samples for the Open Detonation Unit, Kirtland Air Force Base, December 2015

Sample Identification	Method	Analyte	Units	Final Result	Validation Flag	Validation Reason
OT29-SO-H09B1-01-1415	SW8260B	1,1,2-Trichloro-1,2,2-trifluoroethane	µg/Kg	1.1	UJ	IS<LCL
OT29-SO-H09B1-01-1415	SW8260B	1,1,2-Trichloroethane	µg/Kg	1.1	UJ	IS<LCL
OT29-SO-H09B1-01-1415	SW8260B	1,1-Dichloroethane	µg/Kg	1.1	UJ	IS<LCL
OT29-SO-H09B1-01-1415	SW8260B	1,1-Dichloroethene	µg/Kg	1.1	UJ	IS<LCL
OT29-SO-H09B1-01-1415	SW8260B	1,2,3-Trichlorobenzene	µg/Kg	2.2	UJ	IS<LCL
OT29-SO-H09B1-01-1415	SW8260B	1,2,3-Trichloropropane	µg/Kg	2.2	UJ	IS<LCL
OT29-SO-H09B1-01-1415	SW8260B	1,2,4-Trichlorobenzene	µg/Kg	2.2	UJ	IS<LCL
OT29-SO-H09B1-01-1415	SW8260B	1,2,4-Trimethylbenzene	µg/Kg	2.2	UJ	IS<LCL
OT29-SO-H09B1-01-1415	SW8260B	1,2-Dibromo-3-Chloropropane	µg/Kg	2.2	UJ	IS<LCL
OT29-SO-H09B1-01-1415	SW8260B	1,2-Dibromoethane (EDB)	µg/Kg	1.1	UJ	IS<LCL
OT29-SO-H09B1-01-1415	SW8260B	1,2-Dichlorobenzene	µg/Kg	2.2	UJ	IS<LCL
OT29-SO-H09B1-01-1415	SW8260B	1,2-Dichloroethane	µg/Kg	2.2	UJ	IS<LCL
OT29-SO-H09B1-01-1415	SW8260B	1,2-Dichloropropane	µg/Kg	2.2	UJ	IS<LCL
OT29-SO-H09B1-01-1415	SW8260B	1,3,5-Trimethylbenzene	µg/Kg	1.1	UJ	IS<LCL
OT29-SO-H09B1-01-1415	SW8260B	1,3-Dichlorobenzene	µg/Kg	1.1	UJ	IS<LCL
OT29-SO-H09B1-01-1415	SW8260B	1,4-Dichlorobenzene	µg/Kg	2.2	UJ	IS<LCL
OT29-SO-H09B1-01-1415	SW8260B	1,4-Dioxane	µg/Kg	82	UJ	IS<LCL
OT29-SO-H09B1-01-1415	SW8260B	2-Butanone (MEK)	µg/Kg	5.5	UJ	IS<LCL
OT29-SO-H09B1-01-1415	SW8260B	2-Hexanone	µg/Kg	2.2	UJ	IS<LCL
OT29-SO-H09B1-01-1415	SW8260B	4-Methyl-2-pentanone (MIBK)	µg/Kg	2.2	UJ	IS<LCL
OT29-SO-H09B1-01-1415	SW8260B	Acetone	µg/Kg	17	U	EB>LOQ, IS<LCL (J)
OT29-SO-H09B1-01-1415	SW8260B	Benzene	µg/Kg	1.1	UJ	IS<LCL
OT29-SO-H09B1-01-1415	SW8260B	Bromochloromethane	µg/Kg	2.2	UJ	IS<LCL
OT29-SO-H09B1-01-1415	SW8260B	Bromodichloromethane	µg/Kg	2.2	UJ	IS<LCL
OT29-SO-H09B1-01-1415	SW8260B	Bromoform	µg/Kg	1.1	UJ	IS<LCL
OT29-SO-H09B1-01-1415	SW8260B	Bromomethane	µg/Kg	2.2	UJ	IS<LCL
OT29-SO-H09B1-01-1415	SW8260B	Carbon disulfide	µg/Kg	1.1	UJ	IS<LCL
OT29-SO-H09B1-01-1415	SW8260B	Carbon tetrachloride	µg/Kg	2.2	UJ	IS<LCL
OT29-SO-H09B1-01-1415	SW8260B	Chlorobenzene	µg/Kg	1.1	UJ	IS<LCL
OT29-SO-H09B1-01-1415	SW8260B	Chloroethane	µg/Kg	1.1	UJ	IS<LCL
OT29-SO-H09B1-01-1415	SW8260B	Chloroform	µg/Kg	1.1	UJ	IS<LCL
OT29-SO-H09B1-01-1415	SW8260B	Chloromethane	µg/Kg	1.1	UJ	IS<LCL
OT29-SO-H09B1-01-1415	SW8260B	cis-1,2-Dichloroethene	µg/Kg	2.2	UJ	IS<LCL
OT29-SO-H09B1-01-1415	SW8260B	cis-1,3-Dichloropropene	µg/Kg	2.2	UJ	IS<LCL
OT29-SO-H09B1-01-1415	SW8260B	Cyclohexane	µg/Kg	1.1	UN	TIC
OT29-SO-H09B1-01-1415	SW8260B	Dibromochloromethane	µg/Kg	1.1	UJ	IS<LCL
OT29-SO-H09B1-01-1415	SW8260B	Dichlorodifluoromethane	µg/Kg	2.2	UJ	IS<LCL
OT29-SO-H09B1-01-1415	SW8260B	Ethylbenzene	µg/Kg	1.1	UJ	IS<LCL
OT29-SO-H09B1-01-1415	SW8260B	Isopropylbenzene	µg/Kg	2.2	UJ	IS<LCL
OT29-SO-H09B1-01-1415	SW8260B	Methyl acetate	µg/Kg	1.1	UN	TIC
OT29-SO-H09B1-01-1415	SW8260B	Methyl tert-butyl ether	µg/Kg	2.2	UJ	IS<LCL
OT29-SO-H09B1-01-1415	SW8260B	Methylcyclohexane	µg/Kg	1.1	UN	TIC
OT29-SO-H09B1-01-1415	SW8260B	Methylene Chloride	µg/Kg	2.2	UJ	IS<LCL
OT29-SO-H09B1-01-1415	SW8260B	m-Xylene & p-Xylene	µg/Kg	2.2	UJ	IS<LCL
OT29-SO-H09B1-01-1415	SW8260B	Naphthalene	µg/Kg	2.2	UJ	IS<LCL
OT29-SO-H09B1-01-1415	SW8260B	o-Xylene	µg/Kg	1.1	UJ	IS<LCL

Table 2. Summary of Data Qualification for Discrete Soil Samples for the Open Detonation Unit, Kirtland Air Force Base, December 2015

Sample Identification	Method	Analyte	Units	Final Result	Validation Flag	Validation Reason
OT29-SO-H09B1-01-1415	SW8260B	Styrene	µg/Kg	1.1	UJ	IS<LCL
OT29-SO-H09B1-01-1415	SW8260B	Tetrachloroethene	µg/Kg	2.2	UJ	IS<LCL
OT29-SO-H09B1-01-1415	SW8260B	Toluene	µg/Kg	0.78	J	IS<LCL
OT29-SO-H09B1-01-1415	SW8260B	trans-1,2-Dichloroethene	µg/Kg	1.1	UJ	IS<LCL
OT29-SO-H09B1-01-1415	SW8260B	trans-1,3-Dichloropropene	µg/Kg	2.2	UJ	IS<LCL
OT29-SO-H09B1-01-1415	SW8260B	Trichloroethene	µg/Kg	2.2	UJ	IS<LCL
OT29-SO-H09B1-01-1415	SW8260B	Trichlorofluoromethane	µg/Kg	1.1	UJ	IS<LCL
OT29-SO-H09B1-01-1415	SW8260B	Vinyl chloride	µg/Kg	1.1	UJ	IS<LCL
OT29-SO-H09B1-01-1415	SW8270C	Bis(2-ethylhexyl) phthalate	µg/Kg	19	U	LB<LOQ
OT29-SO-H09B1-01-1415	SW8290	1,2,3,4,6,7,8-HpCDD	pg/g	0.29	U	LB<LOQ, EB<LOQ
OT29-SO-H09B1-01-1415	SW8290	1,2,3,4,6,7,8-HpCDF	pg/g	0.14	U	LB<LOQ
OT29-SO-H09B1-01-1415	SW8290	1,2,3,6,7,8-HxCDF	pg/g	0.1	U	EB<LOQ, EMPC (J)
OT29-SO-H09B1-01-1415	SW8290	1,2,3,7,8,9-HxCDD	pg/g	0.11	U	LB<LOQ
OT29-SO-H09B1-01-1415	SW8290	1,2,3,7,8,9-HxCDF	pg/g	0.066	U	EB<LOQ, EMPC (J)
OT29-SO-H09B1-01-1415	SW8290	2,3,4,6,7,8-HxCDF	pg/g	0.098	U	EB<LOQ
OT29-SO-H09B1-01-1415	SW8290	OCDD	pg/g	1.8	U	LB<LOQ
OT29-SO-H09B1-01-1415	SW8290	OCDF	pg/g	1.5	U	LB<LOQ, EB<LOQ
OT29-SO-H09B1-01-1415	SW8290	Total HpCDD	pg/g	0.44	U	LB<LOQ, EB<LOQ, EMPC (J)
OT29-SO-H09B1-01-1415	SW8290	Total HpCDF	pg/g	0.23	U	LB<LOQ
OT29-SO-H09B1-01-1415	SW8290	Total HxCDD	pg/g	0.11	U	LB<LOQ
OT29-SO-H09B1-01-1415	SW8290	Total HxCDF	pg/g	0.27	J	EMPC
OT29-SO-H09B1-01-1415	SW8290	Total HxCDF	pg/g	0.27	U	EB<LOQ
OT29-SO-J09A1-02-0001	SW8260B	1,1,1-Trichloroethane	µg/Kg	1.1	UJ	IS<LCL
OT29-SO-J09A1-02-0001	SW8260B	1,1,2,2-Tetrachloroethane	µg/Kg	2.1	UJ	IS<LCL
OT29-SO-J09A1-02-0001	SW8260B	1,1,2-Trichloro-1,2,2-trifluoroethane	µg/Kg	1.1	UJ	IS<LCL
OT29-SO-J09A1-02-0001	SW8260B	1,1,2-Trichloroethane	µg/Kg	1.1	UJ	IS<LCL
OT29-SO-J09A1-02-0001	SW8260B	1,1-Dichloroethane	µg/Kg	1.1	UJ	IS<LCL
OT29-SO-J09A1-02-0001	SW8260B	1,1-Dichloroethene	µg/Kg	1.1	UJ	IS<LCL
OT29-SO-J09A1-02-0001	SW8260B	1,2,3-Trichlorobenzene	µg/Kg	2.1	UJ	IS<LCL
OT29-SO-J09A1-02-0001	SW8260B	1,2,3-Trichloropropane	µg/Kg	2.1	UJ	IS<LCL
OT29-SO-J09A1-02-0001	SW8260B	1,2,4-Trichlorobenzene	µg/Kg	2.1	UJ	IS<LCL
OT29-SO-J09A1-02-0001	SW8260B	1,2,4-Trimethylbenzene	µg/Kg	2.1	UJ	IS<LCL
OT29-SO-J09A1-02-0001	SW8260B	1,2-Dibromo-3-Chloropropane	µg/Kg	2.1	UJ	IS<LCL
OT29-SO-J09A1-02-0001	SW8260B	1,2-Dibromoethane (EDB)	µg/Kg	1.1	UJ	IS<LCL
OT29-SO-J09A1-02-0001	SW8260B	1,2-Dichlorobenzene	µg/Kg	2.1	UJ	IS<LCL
OT29-SO-J09A1-02-0001	SW8260B	1,2-Dichloroethane	µg/Kg	2.1	UJ	IS<LCL
OT29-SO-J09A1-02-0001	SW8260B	1,2-Dichloropropane	µg/Kg	2.1	UJ	IS<LCL
OT29-SO-J09A1-02-0001	SW8260B	1,3,5-Trimethylbenzene	µg/Kg	1.1	UJ	IS<LCL
OT29-SO-J09A1-02-0001	SW8260B	1,3-Dichlorobenzene	µg/Kg	1.1	UJ	IS<LCL
OT29-SO-J09A1-02-0001	SW8260B	1,4-Dichlorobenzene	µg/Kg	2.1	UJ	IS<LCL
OT29-SO-J09A1-02-0001	SW8260B	2-Butanone (MEK)	µg/Kg	5.4	UJ	IS<LCL
OT29-SO-J09A1-02-0001	SW8260B	2-Hexanone	µg/Kg	2.1	UJ	IS<LCL
OT29-SO-J09A1-02-0001	SW8260B	4-Methyl-2-pentanone (MIBK)	µg/Kg	2.1	UJ	IS<LCL
OT29-SO-J09A1-02-0001	SW8260B	Acetone	µg/Kg	19	U	EB>LOQ, IS<LCL (J), Sur>UCL (J)
OT29-SO-J09A1-02-0001	SW8260B	Benzene	µg/Kg	0.83	J	IS<LCL, Sur>UCL

Table 2. Summary of Data Qualification for Discrete Soil Samples for the Open Detonation Unit, Kirtland Air Force Base, December 2015

Sample Identification	Method	Analyte	Units	Final Result	Validation Flag	Validation Reason
OT29-SO-J09A1-02-0001	SW8260B	Bromochloromethane	µg/Kg	2.1	UJ	IS<LCL
OT29-SO-J09A1-02-0001	SW8260B	Bromodichloromethane	µg/Kg	2.1	UJ	IS<LCL
OT29-SO-J09A1-02-0001	SW8260B	Bromoform	µg/Kg	1.1	UJ	IS<LCL
OT29-SO-J09A1-02-0001	SW8260B	Bromomethane	µg/Kg	2.1	UJ	IS<LCL
OT29-SO-J09A1-02-0001	SW8260B	Carbon disulfide	µg/Kg	1.1	UJ	IS<LCL
OT29-SO-J09A1-02-0001	SW8260B	Carbon tetrachloride	µg/Kg	2.1	UJ	IS<LCL
OT29-SO-J09A1-02-0001	SW8260B	Chlorobenzene	µg/Kg	1.1	UJ	IS<LCL
OT29-SO-J09A1-02-0001	SW8260B	Chloroethane	µg/Kg	1.1	UJ	IS<LCL
OT29-SO-J09A1-02-0001	SW8260B	Chloroform	µg/Kg	1.1	UJ	IS<LCL
OT29-SO-J09A1-02-0001	SW8260B	Chloromethane	µg/Kg	1.1	UJ	IS<LCL
OT29-SO-J09A1-02-0001	SW8260B	cis-1,2-Dichloroethene	µg/Kg	2.1	UJ	IS<LCL
OT29-SO-J09A1-02-0001	SW8260B	cis-1,3-Dichloropropene	µg/Kg	2.1	UJ	IS<LCL
OT29-SO-J09A1-02-0001	SW8260B	Cyclohexane	µg/Kg	1.1	UN	TIC
OT29-SO-J09A1-02-0001	SW8260B	Dibromochloromethane	µg/Kg	1.1	UJ	IS<LCL
OT29-SO-J09A1-02-0001	SW8260B	Dichlorodifluoromethane	µg/Kg	2.1	UJ	IS<LCL
OT29-SO-J09A1-02-0001	SW8260B	Ethylbenzene	µg/Kg	1.1	UJ	IS<LCL
OT29-SO-J09A1-02-0001	SW8260B	Isopropylbenzene	µg/Kg	2.1	UJ	IS<LCL
OT29-SO-J09A1-02-0001	SW8260B	Methyl acetate	µg/Kg	1.1	UN	TIC
OT29-SO-J09A1-02-0001	SW8260B	Methyl tert-butyl ether	µg/Kg	2.1	UJ	IS<LCL
OT29-SO-J09A1-02-0001	SW8260B	Methylcyclohexane	µg/Kg	1.1	UN	TIC
OT29-SO-J09A1-02-0001	SW8260B	Methylene Chloride	µg/Kg	2.1	UJ	IS<LCL
OT29-SO-J09A1-02-0001	SW8260B	m-Xylene & p-Xylene	µg/Kg	2.1	UJ	IS<LCL
OT29-SO-J09A1-02-0001	SW8260B	Naphthalene	µg/Kg	2.1	UJ	IS<LCL
OT29-SO-J09A1-02-0001	SW8260B	o-Xylene	µg/Kg	1.1	UJ	IS<LCL
OT29-SO-J09A1-02-0001	SW8260B	Styrene	µg/Kg	1.1	UJ	IS<LCL
OT29-SO-J09A1-02-0001	SW8260B	Tetrachloroethene	µg/Kg	2.1	UJ	IS<LCL
OT29-SO-J09A1-02-0001	SW8260B	Toluene	µg/Kg	1.1	J	IS<LCL, Sur>UCL
OT29-SO-J09A1-02-0001	SW8260B	trans-1,2-Dichloroethene	µg/Kg	1.1	UJ	IS<LCL
OT29-SO-J09A1-02-0001	SW8260B	trans-1,3-Dichloropropene	µg/Kg	2.1	UJ	IS<LCL
OT29-SO-J09A1-02-0001	SW8260B	Trichloroethene	µg/Kg	2.1	UJ	IS<LCL
OT29-SO-J09A1-02-0001	SW8260B	Trichlorofluoromethane	µg/Kg	1.1	UJ	IS<LCL
OT29-SO-J09A1-02-0001	SW8260B	Vinyl chloride	µg/Kg	1.1	UJ	IS<LCL
OT29-SO-J09A1-02-0001	SW8290	1,2,3,4,6,7,8-HpCDF	pg/g	1.4	U	LB<LOQ
OT29-SO-J09A1-02-0001	SW8290	1,2,3,4,7,8,9-HpCDF	pg/g	0.17	J	EMPC
OT29-SO-J09A1-02-0001	SW8290	1,2,3,6,7,8-HxCDF	pg/g	0.086	U	EB<LOQ, EMPC (J)
OT29-SO-J09A1-02-0001	SW8290	1,2,3,7,8,9-HxCDD	pg/g	0.39	U	LB<LOQ
OT29-SO-J09A1-02-0001	SW8290	2,3,4,7,8-PeCDF	pg/g	0.086	J	EMPC
OT29-SO-J09A1-02-0001	SW8290	OCDF	pg/g	8.5	U	LB<LOQ, EB<LOQ
OT29-SO-J09A1-02-0001	SW8290	Total HpCDF	pg/g	4	J	EMPC
OT29-SO-J09A1-02-0001	SW8290	Total HxCDF	pg/g	1.2	U	EB<LOQ, EMPC (J)
OT29-SO-J09A1-02-0001	SW8290	Total PeCDD	pg/g	0.35	J	EMPC
OT29-SO-J09A1-02-0001	SW8290	Total PeCDF	pg/g	0.51	J	EMPC
OT29-SO-J09A1-02-0001	SW8290	Total TCDD	pg/g	0.07	U	EB<LOQ
OT29-SO-J09A1-02-0001	SW8290	Total TCDF	pg/g	0.85	J	EMPC
OT29-SO-J09A1-02-1415	SW8260B	1,1,1-Trichloroethane	µg/Kg	1.1	UJ	IS<LCL
OT29-SO-J09A1-02-1415	SW8260B	1,1,2-Trichloro-1,2,2-trifluoroethane	µg/Kg	1.1	UJ	IS<LCL

Table 2. Summary of Data Qualification for Discrete Soil Samples for the Open Detonation Unit, Kirtland Air Force Base, December 2015

Sample Identification	Method	Analyte	Units	Final Result	Validation Flag	Validation Reason
OT29-SO-J09A1-02-1415	SW8260B	1,1,2-Trichloroethane	µg/Kg	1.1	UJ	IS<LCL
OT29-SO-J09A1-02-1415	SW8260B	1,1-Dichloroethane	µg/Kg	1.1	UJ	IS<LCL
OT29-SO-J09A1-02-1415	SW8260B	1,1-Dichloroethene	µg/Kg	1.1	UJ	IS<LCL
OT29-SO-J09A1-02-1415	SW8260B	1,2-Dibromoethane (EDB)	µg/Kg	1.1	UJ	IS<LCL
OT29-SO-J09A1-02-1415	SW8260B	1,2-Dichloroethane	µg/Kg	2.1	UJ	IS<LCL
OT29-SO-J09A1-02-1415	SW8260B	1,2-Dichloropropane	µg/Kg	2.1	UJ	IS<LCL
OT29-SO-J09A1-02-1415	SW8260B	2-Butanone (MEK)	µg/Kg	2.6	U	EB<LOQ
OT29-SO-J09A1-02-1415	SW8260B	Acetone	µg/Kg	15	U	EB>LOQ
OT29-SO-J09A1-02-1415	SW8260B	Benzene	µg/Kg	0.9	J	IS<LCL
OT29-SO-J09A1-02-1415	SW8260B	Bromochloromethane	µg/Kg	2.1	UJ	IS<LCL
OT29-SO-J09A1-02-1415	SW8260B	Bromodichloromethane	µg/Kg	2.1	UJ	IS<LCL
OT29-SO-J09A1-02-1415	SW8260B	Bromoform	µg/Kg	1.1	UJ	IS<LCL
OT29-SO-J09A1-02-1415	SW8260B	Bromomethane	µg/Kg	2.1	UJ	IS<LCL
OT29-SO-J09A1-02-1415	SW8260B	Carbon disulfide	µg/Kg	1.1	UJ	IS<LCL
OT29-SO-J09A1-02-1415	SW8260B	Carbon tetrachloride	µg/Kg	2.1	UJ	IS<LCL
OT29-SO-J09A1-02-1415	SW8260B	Chlorobenzene	µg/Kg	1.1	UJ	IS<LCL
OT29-SO-J09A1-02-1415	SW8260B	Chloroethane	µg/Kg	1.1	UJ	IS<LCL
OT29-SO-J09A1-02-1415	SW8260B	Chloroform	µg/Kg	1.1	UJ	IS<LCL
OT29-SO-J09A1-02-1415	SW8260B	Chloromethane	µg/Kg	1.1	UJ	IS<LCL
OT29-SO-J09A1-02-1415	SW8260B	cis-1,2-Dichloroethene	µg/Kg	2.1	UJ	IS<LCL
OT29-SO-J09A1-02-1415	SW8260B	cis-1,3-Dichloropropene	µg/Kg	2.1	UJ	IS<LCL
OT29-SO-J09A1-02-1415	SW8260B	Cyclohexane	µg/Kg	1.1	UN	TIC
OT29-SO-J09A1-02-1415	SW8260B	Dibromochloromethane	µg/Kg	1.1	UJ	IS<LCL
OT29-SO-J09A1-02-1415	SW8260B	Dichlorodifluoromethane	µg/Kg	2.1	UJ	IS<LCL
OT29-SO-J09A1-02-1415	SW8260B	Ethylbenzene	µg/Kg	1.1	UJ	IS<LCL
OT29-SO-J09A1-02-1415	SW8260B	Isopropylbenzene	µg/Kg	2.1	UJ	IS<LCL
OT29-SO-J09A1-02-1415	SW8260B	Methyl acetate	µg/Kg	1.1	UN	TIC
OT29-SO-J09A1-02-1415	SW8260B	Methyl tert-butyl ether	µg/Kg	2.1	UJ	IS<LCL
OT29-SO-J09A1-02-1415	SW8260B	Methylcyclohexane	µg/Kg	1.1	UN	TIC
OT29-SO-J09A1-02-1415	SW8260B	Methylene Chloride	µg/Kg	2.1	UJ	IS<LCL
OT29-SO-J09A1-02-1415	SW8260B	m-Xylene & p-Xylene	µg/Kg	0.95	J	IS<LCL
OT29-SO-J09A1-02-1415	SW8260B	o-Xylene	µg/Kg	1.1	UJ	IS<LCL
OT29-SO-J09A1-02-1415	SW8260B	Styrene	µg/Kg	1.1	UJ	IS<LCL
OT29-SO-J09A1-02-1415	SW8260B	Tetrachloroethene	µg/Kg	2.1	UJ	IS<LCL
OT29-SO-J09A1-02-1415	SW8260B	Toluene	µg/Kg	3	J	IS<LCL
OT29-SO-J09A1-02-1415	SW8260B	trans-1,2-Dichloroethene	µg/Kg	1.1	UJ	IS<LCL
OT29-SO-J09A1-02-1415	SW8260B	trans-1,3-Dichloropropene	µg/Kg	2.1	UJ	IS<LCL
OT29-SO-J09A1-02-1415	SW8260B	Trichloroethene	µg/Kg	2.1	UJ	IS<LCL
OT29-SO-J09A1-02-1415	SW8260B	Trichlorofluoromethane	µg/Kg	1.1	UJ	IS<LCL
OT29-SO-J09A1-02-1415	SW8260B	Vinyl chloride	µg/Kg	1.1	UJ	IS<LCL
OT29-SO-J09A1-02-1415	SW8290	1,2,3,4,6,7,8-HpCDD	pg/g	0.11	U	LB<LOQ, EB<LOQ
OT29-SO-J09A1-02-1415	SW8290	1,2,3,4,6,7,8-HpCDF	pg/g	0.098	U	LB<LOQ, EMPC (J)
OT29-SO-J09A1-02-1415	SW8290	OCDD	pg/g	0.39	U	LB<LOQ
OT29-SO-J09A1-02-1415	SW8290	OCDF	pg/g	2.9	U	LB<LOQ, EB<LOQ
OT29-SO-J09A1-02-1415	SW8290	Total HpCDD	pg/g	0.22	U	LB<LOQ, EB<LOQ, EMPC (J)
OT29-SO-J09A1-02-1415	SW8290	Total HpCDF	pg/g	0.098	U	LB<LOQ, EMPC (J)

Table 2. Summary of Data Qualification for Discrete Soil Samples for the Open Detonation Unit, Kirtland Air Force Base, December 2015

Sample Identification	Method	Analyte	Units	Final Result	Validation Flag	Validation Reason
OT29-SO-J09A1-04-0001	SW8260B	1,1,1-Trichloroethane	µg/Kg	0.96	UJ	IS<LCL
OT29-SO-J09A1-04-0001	SW8260B	1,1,2,2-Tetrachloroethane	µg/Kg	1.9	UJ	IS<LCL
OT29-SO-J09A1-04-0001	SW8260B	1,1,2-Trichloro-1,2,2-trifluoroethane	µg/Kg	0.96	UJ	IS<LCL
OT29-SO-J09A1-04-0001	SW8260B	1,1,2-Trichloroethane	µg/Kg	0.96	UJ	IS<LCL
OT29-SO-J09A1-04-0001	SW8260B	1,1-Dichloroethane	µg/Kg	0.96	UJ	IS<LCL
OT29-SO-J09A1-04-0001	SW8260B	1,1-Dichloroethene	µg/Kg	0.96	UJ	IS<LCL
OT29-SO-J09A1-04-0001	SW8260B	1,2,3-Trichlorobenzene	µg/Kg	1.9	UJ	IS<LCL
OT29-SO-J09A1-04-0001	SW8260B	1,2,3-Trichloropropane	µg/Kg	1.9	UJ	IS<LCL
OT29-SO-J09A1-04-0001	SW8260B	1,2,4-Trichlorobenzene	µg/Kg	1.9	UJ	IS<LCL
OT29-SO-J09A1-04-0001	SW8260B	1,2,4-Trimethylbenzene	µg/Kg	1.9	UJ	IS<LCL
OT29-SO-J09A1-04-0001	SW8260B	1,2-Dibromo-3-Chloropropane	µg/Kg	1.9	UJ	IS<LCL
OT29-SO-J09A1-04-0001	SW8260B	1,2-Dibromoethane (EDB)	µg/Kg	0.96	UJ	IS<LCL
OT29-SO-J09A1-04-0001	SW8260B	1,2-Dichlorobenzene	µg/Kg	1.9	UJ	IS<LCL
OT29-SO-J09A1-04-0001	SW8260B	1,2-Dichloroethane	µg/Kg	1.9	UJ	IS<LCL
OT29-SO-J09A1-04-0001	SW8260B	1,2-Dichloropropane	µg/Kg	1.9	UJ	IS<LCL
OT29-SO-J09A1-04-0001	SW8260B	1,3,5-Trimethylbenzene	µg/Kg	0.96	UJ	IS<LCL
OT29-SO-J09A1-04-0001	SW8260B	1,3-Dichlorobenzene	µg/Kg	0.96	UJ	IS<LCL
OT29-SO-J09A1-04-0001	SW8260B	1,4-Dichlorobenzene	µg/Kg	1.9	UJ	IS<LCL
OT29-SO-J09A1-04-0001	SW8260B	2-Butanone (MEK)	µg/Kg	4.8	UJ	IS<LCL
OT29-SO-J09A1-04-0001	SW8260B	2-Hexanone	µg/Kg	1.9	UJ	IS<LCL
OT29-SO-J09A1-04-0001	SW8260B	4-Methyl-2-pentanone (MIBK)	µg/Kg	1.9	UJ	IS<LCL
OT29-SO-J09A1-04-0001	SW8260B	Acetone	µg/Kg	9.2	U	EB>LOQ, IS<LCL (J)
OT29-SO-J09A1-04-0001	SW8260B	Benzene	µg/Kg	0.99	J	IS<LCL
OT29-SO-J09A1-04-0001	SW8260B	Bromochloromethane	µg/Kg	1.9	UJ	IS<LCL
OT29-SO-J09A1-04-0001	SW8260B	Bromodichloromethane	µg/Kg	1.9	UJ	IS<LCL
OT29-SO-J09A1-04-0001	SW8260B	Bromoform	µg/Kg	0.96	UJ	IS<LCL
OT29-SO-J09A1-04-0001	SW8260B	Bromomethane	µg/Kg	1.9	UJ	IS<LCL
OT29-SO-J09A1-04-0001	SW8260B	Carbon disulfide	µg/Kg	0.96	UJ	IS<LCL
OT29-SO-J09A1-04-0001	SW8260B	Carbon tetrachloride	µg/Kg	1.9	UJ	IS<LCL
OT29-SO-J09A1-04-0001	SW8260B	Chlorobenzene	µg/Kg	0.96	UJ	IS<LCL
OT29-SO-J09A1-04-0001	SW8260B	Chloroethane	µg/Kg	0.96	UJ	IS<LCL
OT29-SO-J09A1-04-0001	SW8260B	Chloroform	µg/Kg	0.96	UJ	IS<LCL
OT29-SO-J09A1-04-0001	SW8260B	Chloromethane	µg/Kg	0.96	UJ	IS<LCL
OT29-SO-J09A1-04-0001	SW8260B	cis-1,2-Dichloroethene	µg/Kg	1.9	UJ	IS<LCL
OT29-SO-J09A1-04-0001	SW8260B	cis-1,3-Dichloropropene	µg/Kg	1.9	UJ	IS<LCL
OT29-SO-J09A1-04-0001	SW8260B	Cyclohexane	µg/Kg	0.96	UN	TIC
OT29-SO-J09A1-04-0001	SW8260B	Dibromochloromethane	µg/Kg	0.96	UJ	IS<LCL
OT29-SO-J09A1-04-0001	SW8260B	Dichlorodifluoromethane	µg/Kg	1.9	UJ	IS<LCL
OT29-SO-J09A1-04-0001	SW8260B	Ethylbenzene	µg/Kg	0.96	UJ	IS<LCL
OT29-SO-J09A1-04-0001	SW8260B	Isopropylbenzene	µg/Kg	1.9	UJ	IS<LCL
OT29-SO-J09A1-04-0001	SW8260B	Methyl acetate	µg/Kg	0.96	UN	TIC
OT29-SO-J09A1-04-0001	SW8260B	Methyl tert-butyl ether	µg/Kg	1.9	UJ	IS<LCL
OT29-SO-J09A1-04-0001	SW8260B	Methylcyclohexane	µg/Kg	0.96	UN	TIC
OT29-SO-J09A1-04-0001	SW8260B	Methylene Chloride	µg/Kg	1.9	UJ	IS<LCL
OT29-SO-J09A1-04-0001	SW8260B	m-Xylene & p-Xylene	µg/Kg	1.9	UJ	IS<LCL
OT29-SO-J09A1-04-0001	SW8260B	Naphthalene	µg/Kg	1.9	UJ	IS<LCL

Table 2. Summary of Data Qualification for Discrete Soil Samples for the Open Detonation Unit, Kirtland Air Force Base, December 2015

Sample Identification	Method	Analyte	Units	Final Result	Validation Flag	Validation Reason
OT29-SO-J09A1-04-0001	SW8260B	o-Xylene	µg/Kg	0.96	UJ	IS<LCL
OT29-SO-J09A1-04-0001	SW8260B	Styrene	µg/Kg	0.96	UJ	IS<LCL
OT29-SO-J09A1-04-0001	SW8260B	Tetrachloroethene	µg/Kg	1.9	UJ	IS<LCL
OT29-SO-J09A1-04-0001	SW8260B	Toluene	µg/Kg	1.4	J	IS<LCL
OT29-SO-J09A1-04-0001	SW8260B	trans-1,2-Dichloroethene	µg/Kg	0.96	UJ	IS<LCL
OT29-SO-J09A1-04-0001	SW8260B	trans-1,3-Dichloropropene	µg/Kg	1.9	UJ	IS<LCL
OT29-SO-J09A1-04-0001	SW8260B	Trichloroethene	µg/Kg	1.9	UJ	IS<LCL
OT29-SO-J09A1-04-0001	SW8260B	Trichlorofluoromethane	µg/Kg	0.96	UJ	IS<LCL
OT29-SO-J09A1-04-0001	SW8260B	Vinyl chloride	µg/Kg	0.96	UJ	IS<LCL
OT29-SO-J09A1-04-0001	SW8290	1,2,3,4,6,7,8-HpCDF	pg/g	1.3	U	LB<LOQ
OT29-SO-J09A1-04-0001	SW8290	1,2,3,4,7,8-HxCDD	pg/g	0.13	J	EMPC
OT29-SO-J09A1-04-0001	SW8290	1,2,3,4,7,8-HxCDF	pg/g	0.15	U	EB<LOQ
OT29-SO-J09A1-04-0001	SW8290	1,2,3,6,7,8-HxCDF	pg/g	0.13	U	EB<LOQ
OT29-SO-J09A1-04-0001	SW8290	1,2,3,7,8,9-HxCDD	pg/g	0.33	U	LB<LOQ
OT29-SO-J09A1-04-0001	SW8290	OCDF	pg/g	11	U	LB<LOQ, EB<LOQ
OT29-SO-J09A1-04-0001	SW8290	Total HxCDD	pg/g	2.4	J	EMPC
OT29-SO-J09A1-04-0001	SW8290	Total HxCDF	pg/g	1.4	U	EB<LOQ
OT29-SO-J09A1-04-0001	SW8290	Total PeCDF	pg/g	0.58	J	EMPC
OT29-SO-J09A1-04-0001	SW8290	Total TCDF	pg/g	0.088	J	EMPC
OT29-SO-J09A1-04-1415	SW8260B	2-Butanone (MEK)	µg/Kg	1.9	U	EB<LOQ, Sur>UCL (J)
OT29-SO-J09A1-04-1415	SW8260B	Acetone	µg/Kg	8.6	U	EB>LOQ, Sur>UCL (J)
OT29-SO-J09A1-04-1415	SW8260B	Benzene	µg/Kg	1.3	J	Sur>UCL
OT29-SO-J09A1-04-1415	SW8260B	Cyclohexane	µg/Kg	1.3	UN	TIC
OT29-SO-J09A1-04-1415	SW8260B	Methyl acetate	µg/Kg	1.3	UN	TIC
OT29-SO-J09A1-04-1415	SW8260B	Methylcyclohexane	µg/Kg	1.3	UN	TIC
OT29-SO-J09A1-04-1415	SW8260B	m-Xylene & p-Xylene	µg/Kg	1.6	J	Sur>UCL
OT29-SO-J09A1-04-1415	SW8260B	Toluene	µg/Kg	4.8	J	Sur>UCL
OT29-SO-J09A1-04-1415	SW8270C	Bis(2-ethylhexyl) phthalate	µg/Kg	20	U	LB<LOQ
OT29-SO-J09A1-04-1415	SW8290	1,2,3,4,6,7,8-HpCDD	pg/g	0.1	U	LB<LOQ, EB<LOQ, EMPC (J)
OT29-SO-J09A1-04-1415	SW8290	1,2,3,4,6,7,8-HpCDF	pg/g	0.2	U	LB<LOQ
OT29-SO-J09A1-04-1415	SW8290	OCDD	pg/g	0.68	U	LB<LOQ
OT29-SO-J09A1-04-1415	SW8290	OCDF	pg/g	7.7	U	LB<LOQ, EB<LOQ
OT29-SO-J09A1-04-1415	SW8290	Total HpCDD	pg/g	0.22	U	LB<LOQ, EB<LOQ, EMPC (J)
OT29-SO-J09A1-04-1415	SW8290	Total HpCDF	pg/g	0.2	U	LB<LOQ
OT29-SO-J09A1-05-0001	SW6020	Cadmium	mg/Kg	0.18	J	FD>RPD
OT29-SO-J09A1-05-0001	SW8260B	1,1,1-Trichloroethane	µg/Kg	1.1	R	IS<LCL
OT29-SO-J09A1-05-0001	SW8260B	1,1,2,2-Tetrachloroethane	µg/Kg	2.2	UJ	IS<LCL
OT29-SO-J09A1-05-0001	SW8260B	1,1,2-Trichloro-1,2,2-trifluoroethane	µg/Kg	1.1	R	IS<LCL
OT29-SO-J09A1-05-0001	SW8260B	1,1,2-Trichloroethane	µg/Kg	1.1	R	IS<LCL
OT29-SO-J09A1-05-0001	SW8260B	1,1-Dichloroethane	µg/Kg	1.1	R	IS<LCL
OT29-SO-J09A1-05-0001	SW8260B	1,1-Dichloroethene	µg/Kg	1.1	R	IS<LCL
OT29-SO-J09A1-05-0001	SW8260B	1,2,3-Trichlorobenzene	µg/Kg	2.2	UJ	IS<LCL
OT29-SO-J09A1-05-0001	SW8260B	1,2,3-Trichloropropane	µg/Kg	2.2	UJ	IS<LCL
OT29-SO-J09A1-05-0001	SW8260B	1,2,4-Trichlorobenzene	µg/Kg	2.2	UJ	IS<LCL
OT29-SO-J09A1-05-0001	SW8260B	1,2,4-Trimethylbenzene	µg/Kg	2.2	UJ	IS<LCL

Table 2. Summary of Data Qualification for Discrete Soil Samples for the Open Detonation Unit, Kirtland Air Force Base, December 2015

Sample Identification	Method	Analyte	Units	Final Result	Validation Flag	Validation Reason
OT29-SO-J09A1-05-0001	SW8260B	1,2-Dibromo-3-Chloropropane	µg/Kg	2.2	UJ	IS<LCL
OT29-SO-J09A1-05-0001	SW8260B	1,2-Dibromoethane (EDB)	µg/Kg	1.1	UJ	IS<LCL
OT29-SO-J09A1-05-0001	SW8260B	1,2-Dichlorobenzene	µg/Kg	2.2	UJ	IS<LCL
OT29-SO-J09A1-05-0001	SW8260B	1,2-Dichloroethane	µg/Kg	2.2	R	IS<LCL
OT29-SO-J09A1-05-0001	SW8260B	1,2-Dichloropropane	µg/Kg	2.2	R	IS<LCL
OT29-SO-J09A1-05-0001	SW8260B	1,3,5-Trimethylbenzene	µg/Kg	1.1	UJ	IS<LCL
OT29-SO-J09A1-05-0001	SW8260B	1,3-Dichlorobenzene	µg/Kg	1.1	UJ	IS<LCL
OT29-SO-J09A1-05-0001	SW8260B	1,4-Dichlorobenzene	µg/Kg	2.2	UJ	IS<LCL
OT29-SO-J09A1-05-0001	SW8260B	2-Butanone (MEK)	µg/Kg	5.4	UJ	IS<LCL
OT29-SO-J09A1-05-0001	SW8260B	2-Hexanone	µg/Kg	2.2	UJ	IS<LCL
OT29-SO-J09A1-05-0001	SW8260B	4-Methyl-2-pentanone (MIBK)	µg/Kg	2.2	UJ	IS<LCL
OT29-SO-J09A1-05-0001	SW8260B	Acetone	µg/Kg	16	U	EB>LOQ, IS<LCL (J), Sur>UCL (J)
OT29-SO-J09A1-05-0001	SW8260B	Benzene	µg/Kg	1.1	R	IS<LCL
OT29-SO-J09A1-05-0001	SW8260B	Bromochloromethane	µg/Kg	2.2	R	IS<LCL
OT29-SO-J09A1-05-0001	SW8260B	Bromodichloromethane	µg/Kg	2.2	R	IS<LCL
OT29-SO-J09A1-05-0001	SW8260B	Bromoform	µg/Kg	1.1	UJ	IS<LCL
OT29-SO-J09A1-05-0001	SW8260B	Bromomethane	µg/Kg	2.2	R	IS<LCL
OT29-SO-J09A1-05-0001	SW8260B	Carbon disulfide	µg/Kg	1.1	R	IS<LCL
OT29-SO-J09A1-05-0001	SW8260B	Carbon tetrachloride	µg/Kg	2.2	R	IS<LCL
OT29-SO-J09A1-05-0001	SW8260B	Chlorobenzene	µg/Kg	1.1	UJ	IS<LCL
OT29-SO-J09A1-05-0001	SW8260B	Chloroethane	µg/Kg	1.1	R	IS<LCL
OT29-SO-J09A1-05-0001	SW8260B	Chloroform	µg/Kg	1.1	R	IS<LCL
OT29-SO-J09A1-05-0001	SW8260B	Chloromethane	µg/Kg	1.1	R	IS<LCL
OT29-SO-J09A1-05-0001	SW8260B	cis-1,2-Dichloroethene	µg/Kg	2.2	R	IS<LCL
OT29-SO-J09A1-05-0001	SW8260B	cis-1,3-Dichloropropene	µg/Kg	2.2	R	IS<LCL
OT29-SO-J09A1-05-0001	SW8260B	Cyclohexane	µg/Kg	1.1	UN	TIC
OT29-SO-J09A1-05-0001	SW8260B	Dibromochloromethane	µg/Kg	1.1	UJ	IS<LCL
OT29-SO-J09A1-05-0001	SW8260B	Dichlorodifluoromethane	µg/Kg	2.2	R	IS<LCL
OT29-SO-J09A1-05-0001	SW8260B	Ethylbenzene	µg/Kg	1.1	UJ	IS<LCL
OT29-SO-J09A1-05-0001	SW8260B	Isopropylbenzene	µg/Kg	2.2	UJ	IS<LCL
OT29-SO-J09A1-05-0001	SW8260B	Methyl acetate	µg/Kg	1.1	UN	TIC
OT29-SO-J09A1-05-0001	SW8260B	Methyl tert-butyl ether	µg/Kg	2.2	R	IS<LCL
OT29-SO-J09A1-05-0001	SW8260B	Methylcyclohexane	µg/Kg	1.1	UN	TIC
OT29-SO-J09A1-05-0001	SW8260B	Methylene Chloride	µg/Kg	2.2	R	IS<LCL
OT29-SO-J09A1-05-0001	SW8260B	m-Xylene & p-Xylene	µg/Kg	2.2	UJ	IS<LCL
OT29-SO-J09A1-05-0001	SW8260B	Naphthalene	µg/Kg	2.2	UJ	IS<LCL
OT29-SO-J09A1-05-0001	SW8260B	o-Xylene	µg/Kg	1.1	UJ	IS<LCL
OT29-SO-J09A1-05-0001	SW8260B	Styrene	µg/Kg	1.1	UJ	IS<LCL
OT29-SO-J09A1-05-0001	SW8260B	Tetrachloroethene	µg/Kg	2.2	UJ	IS<LCL
OT29-SO-J09A1-05-0001	SW8260B	Toluene	µg/Kg	2.2	R	IS<LCL
OT29-SO-J09A1-05-0001	SW8260B	trans-1,2-Dichloroethene	µg/Kg	1.1	R	IS<LCL
OT29-SO-J09A1-05-0001	SW8260B	trans-1,3-Dichloropropene	µg/Kg	2.2	R	IS<LCL
OT29-SO-J09A1-05-0001	SW8260B	Trichloroethene	µg/Kg	2.2	R	IS<LCL
OT29-SO-J09A1-05-0001	SW8260B	Trichlorofluoromethane	µg/Kg	1.1	R	IS<LCL
OT29-SO-J09A1-05-0001	SW8260B	Vinyl chloride	µg/Kg	1.1	R	IS<LCL
OT29-SO-J09A1-05-0001	SW8270C	Bis(2-ethylhexyl) phthalate	µg/Kg	21	U	LB<LOQ, FD>RPD (J)

Table 2. Summary of Data Qualification for Discrete Soil Samples for the Open Detonation Unit, Kirtland Air Force Base, December 2015

Sample Identification	Method	Analyte	Units	Final Result	Validation Flag	Validation Reason
OT29-SO-J09A1-05-0001	SW8270C	Di-n-butyl phthalate	µg/Kg	36	UJ	FD>RPD
OT29-SO-J09A1-05-0001	SW8270C	N-Nitrosodiphenylamine	µg/Kg	46	J	FD>RPD
OT29-SO-J09A1-05-0001	SW8290	1,2,3,4,6,7,8-HpCDF	pg/g	1.2	U	LB<LOQ
OT29-SO-J09A1-05-0001	SW8290	1,2,3,4,7,8-HxCDF	pg/g	0.15	U	EB<LOQ, EMPC (J)
OT29-SO-J09A1-05-0001	SW8290	1,2,3,6,7,8-HxCDD	pg/g	0.3	J	EMPC
OT29-SO-J09A1-05-0001	SW8290	1,2,3,6,7,8-HxCDF	pg/g	0.1	U	EB<LOQ
OT29-SO-J09A1-05-0001	SW8290	1,2,3,7,8,9-HxCDD	pg/g	0.32	U	LB<LOQ
OT29-SO-J09A1-05-0001	SW8290	OCDF	pg/g	7.1	U	LB<LOQ, EB<LOQ
OT29-SO-J09A1-05-0001	SW8290	Total HxCDD	pg/g	2.4	J	EMPC
OT29-SO-J09A1-05-0001	SW8290	Total HxCDF	pg/g	1.2	U	EB<LOQ, EMPC (J)
OT29-SO-J09A1-05-0001	SW8290	Total PeCDD	pg/g	0.3	J	EMPC
OT29-SO-J09A1-05-0001	SW8290	Total PeCDF	pg/g	0.24	J	EMPC
OT29-SO-J09A1-05-0001	SW8290	Total TCDF	pg/g	0.25	J	EMPC
OT29-SO-J09A1-05-1415	SW8260B	1,1,1-Trichloroethane	µg/Kg	0.9	R	IS<LCL
OT29-SO-J09A1-05-1415	SW8260B	1,1,2,2-Tetrachloroethane	µg/Kg	1.8	UJ	IS<LCL
OT29-SO-J09A1-05-1415	SW8260B	1,1,2-Trichloro-1,2,2-trifluoroethane	µg/Kg	0.9	R	IS<LCL
OT29-SO-J09A1-05-1415	SW8260B	1,1,2-Trichloroethane	µg/Kg	0.9	R	IS<LCL
OT29-SO-J09A1-05-1415	SW8260B	1,1-Dichloroethane	µg/Kg	0.9	R	IS<LCL
OT29-SO-J09A1-05-1415	SW8260B	1,1-Dichloroethene	µg/Kg	0.9	R	IS<LCL
OT29-SO-J09A1-05-1415	SW8260B	1,2,3-Trichlorobenzene	µg/Kg	1.8	UJ	IS<LCL
OT29-SO-J09A1-05-1415	SW8260B	1,2,3-Trichloropropane	µg/Kg	1.8	UJ	IS<LCL
OT29-SO-J09A1-05-1415	SW8260B	1,2,4-Trichlorobenzene	µg/Kg	1.8	UJ	IS<LCL
OT29-SO-J09A1-05-1415	SW8260B	1,2,4-Trimethylbenzene	µg/Kg	1.8	UJ	IS<LCL
OT29-SO-J09A1-05-1415	SW8260B	1,2-Dibromo-3-Chloropropane	µg/Kg	1.8	UJ	IS<LCL
OT29-SO-J09A1-05-1415	SW8260B	1,2-Dibromoethane (EDB)	µg/Kg	0.9	UJ	IS<LCL
OT29-SO-J09A1-05-1415	SW8260B	1,2-Dichlorobenzene	µg/Kg	1.8	UJ	IS<LCL
OT29-SO-J09A1-05-1415	SW8260B	1,2-Dichloroethane	µg/Kg	1.8	R	IS<LCL
OT29-SO-J09A1-05-1415	SW8260B	1,2-Dichloropropane	µg/Kg	1.8	R	IS<LCL
OT29-SO-J09A1-05-1415	SW8260B	1,3,5-Trimethylbenzene	µg/Kg	0.9	UJ	IS<LCL
OT29-SO-J09A1-05-1415	SW8260B	1,3-Dichlorobenzene	µg/Kg	0.9	UJ	IS<LCL
OT29-SO-J09A1-05-1415	SW8260B	1,4-Dichlorobenzene	µg/Kg	1.8	UJ	IS<LCL
OT29-SO-J09A1-05-1415	SW8260B	1,4-Dioxane	µg/Kg	68	UJ	IS<LCL
OT29-SO-J09A1-05-1415	SW8260B	2-Butanone (MEK)	µg/Kg	4.5	UJ	IS<LCL
OT29-SO-J09A1-05-1415	SW8260B	2-Hexanone	µg/Kg	1.8	UJ	IS<LCL
OT29-SO-J09A1-05-1415	SW8260B	4-Methyl-2-pentanone (MIBK)	µg/Kg	1.8	UJ	IS<LCL
OT29-SO-J09A1-05-1415	SW8260B	Acetone	µg/Kg	12	U	EB>LOQ, IS<LCL (J), Sur>UCL(J)
OT29-SO-J09A1-05-1415	SW8260B	Benzene	µg/Kg	0.9	R	IS<LCL
OT29-SO-J09A1-05-1415	SW8260B	Bromochloromethane	µg/Kg	1.8	R	IS<LCL
OT29-SO-J09A1-05-1415	SW8260B	Bromodichloromethane	µg/Kg	1.8	R	IS<LCL
OT29-SO-J09A1-05-1415	SW8260B	Bromoform	µg/Kg	0.9	UJ	IS<LCL
OT29-SO-J09A1-05-1415	SW8260B	Bromomethane	µg/Kg	1.8	R	IS<LCL
OT29-SO-J09A1-05-1415	SW8260B	Carbon disulfide	µg/Kg	0.9	R	IS<LCL
OT29-SO-J09A1-05-1415	SW8260B	Carbon tetrachloride	µg/Kg	1.8	R	IS<LCL
OT29-SO-J09A1-05-1415	SW8260B	Chlorobenzene	µg/Kg	0.9	UJ	IS<LCL
OT29-SO-J09A1-05-1415	SW8260B	Chloroethane	µg/Kg	0.9	R	IS<LCL

Table 2. Summary of Data Qualification for Discrete Soil Samples for the Open Detonation Unit, Kirtland Air Force Base, December 2015

Sample Identification	Method	Analyte	Units	Final Result	Validation Flag	Validation Reason
OT29-SO-J09A1-05-1415	SW8260B	Chloroform	µg/Kg	0.9	R	IS<LCL
OT29-SO-J09A1-05-1415	SW8260B	Chloromethane	µg/Kg	0.9	R	IS<LCL
OT29-SO-J09A1-05-1415	SW8260B	cis-1,2-Dichloroethene	µg/Kg	1.8	R	IS<LCL
OT29-SO-J09A1-05-1415	SW8260B	cis-1,3-Dichloropropene	µg/Kg	1.8	R	IS<LCL
OT29-SO-J09A1-05-1415	SW8260B	Cyclohexane	µg/Kg	0.9	UN	TIC
OT29-SO-J09A1-05-1415	SW8260B	Dibromochloromethane	µg/Kg	0.9	UJ	IS<LCL
OT29-SO-J09A1-05-1415	SW8260B	Dichlorodifluoromethane	µg/Kg	1.8	UJ	IS<LCL
OT29-SO-J09A1-05-1415	SW8260B	Dichlorodifluoromethane	µg/Kg	1.8	R	IS<LCL
OT29-SO-J09A1-05-1415	SW8260B	Ethylbenzene	µg/Kg	0.9	UJ	IS<LCL
OT29-SO-J09A1-05-1415	SW8260B	Isopropylbenzene	µg/Kg	1.8	UJ	IS<LCL
OT29-SO-J09A1-05-1415	SW8260B	Methyl acetate	µg/Kg	0.9	UN	TIC
OT29-SO-J09A1-05-1415	SW8260B	Methyl tert-butyl ether	µg/Kg	1.8	R	IS<LCL
OT29-SO-J09A1-05-1415	SW8260B	Methylcyclohexane	µg/Kg	0.9	UN	TIC
OT29-SO-J09A1-05-1415	SW8260B	Methylene Chloride	µg/Kg	1.8	R	IS<LCL
OT29-SO-J09A1-05-1415	SW8260B	m-Xylene & p-Xylene	µg/Kg	1.8	UJ	IS<LCL
OT29-SO-J09A1-05-1415	SW8260B	Naphthalene	µg/Kg	1.8	UJ	IS<LCL
OT29-SO-J09A1-05-1415	SW8260B	o-Xylene	µg/Kg	0.9	UJ	IS<LCL
OT29-SO-J09A1-05-1415	SW8260B	Styrene	µg/Kg	0.9	UJ	IS<LCL
OT29-SO-J09A1-05-1415	SW8260B	Tetrachloroethene	µg/Kg	1.8	UJ	IS<LCL
OT29-SO-J09A1-05-1415	SW8260B	Toluene	µg/Kg	0.92	J	IS<LCL, Sur>UCL
OT29-SO-J09A1-05-1415	SW8260B	trans-1,2-Dichloroethene	µg/Kg	0.9	R	IS<LCL
OT29-SO-J09A1-05-1415	SW8260B	trans-1,3-Dichloropropene	µg/Kg	1.8	R	IS<LCL
OT29-SO-J09A1-05-1415	SW8260B	Trichloroethene	µg/Kg	1.8	UJ	IS<LCL
OT29-SO-J09A1-05-1415	SW8260B	Trichlorofluoromethane	µg/Kg	0.9	R	IS<LCL
OT29-SO-J09A1-05-1415	SW8260B	Vinyl chloride	µg/Kg	0.9	R	IS<LCL
OT29-SO-J09A1-05-1415	SW8270C	Bis(2-ethylhexyl) phthalate	µg/Kg	27	U	LB<LOQ
OT29-SO-J09A1-05-1415	SW8290	1,2,3,4,6,7,8-HpCDD	pg/g	0.071	U	LB<LOQ, EB<LOQ, EMPC (J)
OT29-SO-J09A1-05-1415	SW8290	1,2,3,4,6,7,8-HpCDF	pg/g	0.086	U	LB<LOQ
OT29-SO-J09A1-05-1415	SW8290	OCDD	pg/g	0.39	U	LB<LOQ
OT29-SO-J09A1-05-1415	SW8290	OCDF	pg/g	3.6	U	LB<LOQ, EB<LOQ
OT29-SO-J09A1-05-1415	SW8290	Total HpCDD	pg/g	0.15	U	LB<LOQ, EB<LOQ, EMPC (J)
OT29-SO-J09A1-05-1415	SW8290	Total HpCDF	pg/g	0.086	U	LB<LOQ
OT29-SO-J09A1-07-0001	SW8260B	1,1,1-Trichloroethane	µg/Kg	0.97	UJ	IS<LCL
OT29-SO-J09A1-07-0001	SW8260B	1,1,2-Trichloro-1,2,2-trifluoroethane	µg/Kg	0.97	UJ	IS<LCL
OT29-SO-J09A1-07-0001	SW8260B	1,1,2-Trichloroethane	µg/Kg	0.97	UJ	IS<LCL
OT29-SO-J09A1-07-0001	SW8260B	1,1-Dichloroethane	µg/Kg	0.97	UJ	IS<LCL
OT29-SO-J09A1-07-0001	SW8260B	1,1-Dichloroethene	µg/Kg	0.97	UJ	IS<LCL
OT29-SO-J09A1-07-0001	SW8260B	1,2-Dibromoethane (EDB)	µg/Kg	0.97	UJ	IS<LCL
OT29-SO-J09A1-07-0001	SW8260B	1,2-Dichloroethane	µg/Kg	1.9	UJ	IS<LCL
OT29-SO-J09A1-07-0001	SW8260B	1,2-Dichloropropane	µg/Kg	1.9	UJ	IS<LCL
OT29-SO-J09A1-07-0001	SW8260B	2-Butanone (MEK)	µg/Kg	4.2	U	EB<LOQ
OT29-SO-J09A1-07-0001	SW8260B	Acetone	µg/Kg	25	U	EB>LOQ
OT29-SO-J09A1-07-0001	SW8260B	Benzene	µg/Kg	1.4	J	IS<LCL
OT29-SO-J09A1-07-0001	SW8260B	Bromochloromethane	µg/Kg	1.9	UJ	IS<LCL
OT29-SO-J09A1-07-0001	SW8260B	Bromodichloromethane	µg/Kg	1.9	UJ	IS<LCL

Table 2. Summary of Data Qualification for Discrete Soil Samples for the Open Detonation Unit, Kirtland Air Force Base, December 2015

Sample Identification	Method	Analyte	Units	Final Result	Validation Flag	Validation Reason
OT29-SO-J09A1-07-0001	SW8260B	Bromoform	µg/Kg	0.97	UJ	IS<LCL
OT29-SO-J09A1-07-0001	SW8260B	Bromomethane	µg/Kg	1.9	UJ	IS<LCL
OT29-SO-J09A1-07-0001	SW8260B	Carbon disulfide	µg/Kg	0.97	UJ	IS<LCL
OT29-SO-J09A1-07-0001	SW8260B	Carbon tetrachloride	µg/Kg	1.9	UJ	IS<LCL
OT29-SO-J09A1-07-0001	SW8260B	Chlorobenzene	µg/Kg	0.97	UJ	IS<LCL
OT29-SO-J09A1-07-0001	SW8260B	Chloroethane	µg/Kg	0.97	UJ	IS<LCL
OT29-SO-J09A1-07-0001	SW8260B	Chloroform	µg/Kg	0.97	UJ	IS<LCL
OT29-SO-J09A1-07-0001	SW8260B	Chloromethane	µg/Kg	0.97	UJ	IS<LCL
OT29-SO-J09A1-07-0001	SW8260B	cis-1,2-Dichloroethene	µg/Kg	1.9	UJ	IS<LCL
OT29-SO-J09A1-07-0001	SW8260B	cis-1,3-Dichloropropene	µg/Kg	1.9	UJ	IS<LCL
OT29-SO-J09A1-07-0001	SW8260B	Cyclohexane	µg/Kg	0.97	UN	TIC
OT29-SO-J09A1-07-0001	SW8260B	Dibromochloromethane	µg/Kg	0.97	UJ	IS<LCL
OT29-SO-J09A1-07-0001	SW8260B	Dichlorodifluoromethane	µg/Kg	1.9	UJ	IS<LCL
OT29-SO-J09A1-07-0001	SW8260B	Ethylbenzene	µg/Kg	0.46	J	IS<LCL
OT29-SO-J09A1-07-0001	SW8260B	Isopropylbenzene	µg/Kg	1.9	UJ	IS<LCL
OT29-SO-J09A1-07-0001	SW8260B	Methyl acetate	µg/Kg	0.97	UN	TIC
OT29-SO-J09A1-07-0001	SW8260B	Methyl tert-butyl ether	µg/Kg	1.9	UJ	IS<LCL
OT29-SO-J09A1-07-0001	SW8260B	Methylcyclohexane	µg/Kg	0.97	UN	TIC
OT29-SO-J09A1-07-0001	SW8260B	Methylene Chloride	µg/Kg	1.9	UJ	IS<LCL
OT29-SO-J09A1-07-0001	SW8260B	m-Xylene & p-Xylene	µg/Kg	1.9	UJ	IS<LCL
OT29-SO-J09A1-07-0001	SW8260B	o-Xylene	µg/Kg	0.41	J	IS<LCL
OT29-SO-J09A1-07-0001	SW8260B	Styrene	µg/Kg	0.97	UJ	IS<LCL
OT29-SO-J09A1-07-0001	SW8260B	Tetrachloroethene	µg/Kg	1.9	UJ	IS<LCL
OT29-SO-J09A1-07-0001	SW8260B	Toluene	µg/Kg	3.3	J	IS<LCL
OT29-SO-J09A1-07-0001	SW8260B	trans-1,2-Dichloroethene	µg/Kg	0.97	UJ	IS<LCL
OT29-SO-J09A1-07-0001	SW8260B	trans-1,3-Dichloropropene	µg/Kg	1.9	UJ	IS<LCL
OT29-SO-J09A1-07-0001	SW8260B	Trichloroethene	µg/Kg	1.9	UJ	IS<LCL
OT29-SO-J09A1-07-0001	SW8260B	Trichlorofluoromethane	µg/Kg	0.97	UJ	IS<LCL
OT29-SO-J09A1-07-0001	SW8260B	Vinyl chloride	µg/Kg	0.97	UJ	IS<LCL
OT29-SO-J09A1-07-0001	SW8270C	Acetophenone	µg/Kg	11	U	EB>LOQ
OT29-SO-J09A1-07-0001	SW8290	1,2,3,4,6,7,8-HpCDF	pg/g	2.2	U	LB<LOQ
OT29-SO-J09A1-07-0001	SW8290	1,2,3,4,7,8-HxCDF	pg/g	0.23	U	EB<LOQ
OT29-SO-J09A1-07-0001	SW8290	1,2,3,6,7,8-HxCDD	pg/g	0.41	J	EMPC
OT29-SO-J09A1-07-0001	SW8290	1,2,3,6,7,8-HxCDF	pg/g	0.18	U	EB<LOQ
OT29-SO-J09A1-07-0001	SW8290	1,2,3,7,8,9-HxCDD	pg/g	0.51	U	LB<LOQ
OT29-SO-J09A1-07-0001	SW8290	2,3,4,6,7,8-HxCDF	pg/g	0.14	U	EB<LOQ, EMPC (J)
OT29-SO-J09A1-07-0001	SW8290	OCDF	pg/g	14	U	LB<LOQ
OT29-SO-J09A1-07-0001	SW8290	Total HxCDD	pg/g	3.9	J	EMPC
OT29-SO-J09A1-07-0001	SW8290	Total HxCDF	pg/g	2.3	U	EB<LOQ, EMPC (J)
OT29-SO-J09A1-07-0001	SW8290	Total PeCDF	pg/g	0.5	J	EMPC
OT29-SO-J09A1-07-0001	SW8290	Total TCDF	pg/g	0.6	J	EMPC
OT29-SO-J09A1-07-0405	SW6020	Barium	mg/Kg	240	J	FD>RPD
OT29-SO-J09A1-07-0405	SW6020	Cadmium	mg/Kg	0.7	J	FD>RPD
OT29-SO-J09A1-07-0405	SW6020	Copper	mg/Kg	30	J	FD>RPD
OT29-SO-J09A1-07-0405	SW6020	Lead	mg/Kg	29	J	FD>RPD
OT29-SO-J09A1-07-0405	SW6020	Silver	mg/Kg	19	J	FD>RPD

Table 2. Summary of Data Qualification for Discrete Soil Samples for the Open Detonation Unit, Kirtland Air Force Base, December 2015

Sample Identification	Method	Analyte	Units	Final Result	Validation Flag	Validation Reason
OT29-SO-J09A1-07-0405	SW6020	Zinc	mg/Kg	97	J	FD>RPD
OT29-SO-J09A1-07-0910	SW8330B	2-Amino-4,6-dinitrotoluene	mg/Kg	0.043	J	CF>RPD
OT29-SO-J09A1-07-1415	SW8260B	1,1,1-Trichloroethane	µg/Kg	0.98	UJ	IS<LCL
OT29-SO-J09A1-07-1415	SW8260B	1,1,2-Trichloro-1,2,2-trifluoroethane	µg/Kg	0.98	UJ	IS<LCL
OT29-SO-J09A1-07-1415	SW8260B	1,1,2-Trichloroethane	µg/Kg	0.98	UJ	IS<LCL
OT29-SO-J09A1-07-1415	SW8260B	1,1-Dichloroethane	µg/Kg	0.98	UJ	IS<LCL
OT29-SO-J09A1-07-1415	SW8260B	1,1-Dichloroethene	µg/Kg	0.98	UJ	IS<LCL
OT29-SO-J09A1-07-1415	SW8260B	1,2-Dibromoethane (EDB)	µg/Kg	0.98	UJ	IS<LCL
OT29-SO-J09A1-07-1415	SW8260B	1,2-Dichloroethane	µg/Kg	2	UJ	IS<LCL
OT29-SO-J09A1-07-1415	SW8260B	1,2-Dichloropropane	µg/Kg	2	UJ	IS<LCL
OT29-SO-J09A1-07-1415	SW8260B	2-Butanone (MEK)	µg/Kg	2	U	EB<LOQ
OT29-SO-J09A1-07-1415	SW8260B	Acetone	µg/Kg	11	U	EB>LOQ
OT29-SO-J09A1-07-1415	SW8260B	Benzene	µg/Kg	0.79	J	IS<LCL
OT29-SO-J09A1-07-1415	SW8260B	Bromochloromethane	µg/Kg	2	UJ	IS<LCL
OT29-SO-J09A1-07-1415	SW8260B	Bromodichloromethane	µg/Kg	2	UJ	IS<LCL
OT29-SO-J09A1-07-1415	SW8260B	Bromoform	µg/Kg	0.98	UJ	IS<LCL
OT29-SO-J09A1-07-1415	SW8260B	Bromomethane	µg/Kg	2	UJ	IS<LCL
OT29-SO-J09A1-07-1415	SW8260B	Carbon disulfide	µg/Kg	0.98	UJ	IS<LCL
OT29-SO-J09A1-07-1415	SW8260B	Carbon tetrachloride	µg/Kg	2	UJ	IS<LCL
OT29-SO-J09A1-07-1415	SW8260B	Chlorobenzene	µg/Kg	0.98	UJ	IS<LCL
OT29-SO-J09A1-07-1415	SW8260B	Chloroethane	µg/Kg	0.98	UJ	IS<LCL
OT29-SO-J09A1-07-1415	SW8260B	Chloroform	µg/Kg	0.98	UJ	IS<LCL
OT29-SO-J09A1-07-1415	SW8260B	Chloromethane	µg/Kg	0.98	UJ	IS<LCL
OT29-SO-J09A1-07-1415	SW8260B	cis-1,2-Dichloroethene	µg/Kg	2	UJ	IS<LCL
OT29-SO-J09A1-07-1415	SW8260B	cis-1,3-Dichloropropene	µg/Kg	2	UJ	IS<LCL
OT29-SO-J09A1-07-1415	SW8260B	Cyclohexane	µg/Kg	0.98	UN	TIC
OT29-SO-J09A1-07-1415	SW8260B	Dibromochloromethane	µg/Kg	0.98	UJ	IS<LCL
OT29-SO-J09A1-07-1415	SW8260B	Dichlorodifluoromethane	µg/Kg	2	UJ	IS<LCL
OT29-SO-J09A1-07-1415	SW8260B	Ethylbenzene	µg/Kg	0.98	UJ	IS<LCL
OT29-SO-J09A1-07-1415	SW8260B	Isopropylbenzene	µg/Kg	2	UJ	IS<LCL
OT29-SO-J09A1-07-1415	SW8260B	Methyl acetate	µg/Kg	0.98	UN	TIC
OT29-SO-J09A1-07-1415	SW8260B	Methyl tert-butyl ether	µg/Kg	2	UJ	IS<LCL
OT29-SO-J09A1-07-1415	SW8260B	Methylcyclohexane	µg/Kg	0.98	UN	TIC
OT29-SO-J09A1-07-1415	SW8260B	Methylene Chloride	µg/Kg	2	UJ	IS<LCL
OT29-SO-J09A1-07-1415	SW8260B	m-Xylene & p-Xylene	µg/Kg	0.9	J	IS<LCL
OT29-SO-J09A1-07-1415	SW8260B	o-Xylene	µg/Kg	0.98	UJ	IS<LCL
OT29-SO-J09A1-07-1415	SW8260B	Styrene	µg/Kg	0.98	UJ	IS<LCL
OT29-SO-J09A1-07-1415	SW8260B	Tetrachloroethene	µg/Kg	2	UJ	IS<LCL
OT29-SO-J09A1-07-1415	SW8260B	Toluene	µg/Kg	3.2	J	IS<LCL
OT29-SO-J09A1-07-1415	SW8260B	trans-1,2-Dichloroethene	µg/Kg	0.98	UJ	IS<LCL
OT29-SO-J09A1-07-1415	SW8260B	trans-1,3-Dichloropropene	µg/Kg	2	UJ	IS<LCL
OT29-SO-J09A1-07-1415	SW8260B	Trichloroethene	µg/Kg	2	UJ	IS<LCL
OT29-SO-J09A1-07-1415	SW8260B	Trichlorofluoromethane	µg/Kg	0.98	UJ	IS<LCL
OT29-SO-J09A1-07-1415	SW8260B	Vinyl chloride	µg/Kg	0.98	UJ	IS<LCL
OT29-SO-J09A1-07-1415	SW8290	1,2,3,4,6,7,8-HpCDD	pg/g	0.16	U	LB<LOQ, EB<LOQ
OT29-SO-J09A1-07-1415	SW8290	1,2,3,4,6,7,8-HpCDF	pg/g	0.19	U	LB<LOQ, EMPC (J)

Table 2. Summary of Data Qualification for Discrete Soil Samples for the Open Detonation Unit, Kirtland Air Force Base, December 2015

Sample Identification	Method	Analyte	Units	Final Result	Validation Flag	Validation Reason
OT29-SO-J09A1-07-1415	SW8290	1,2,3,7,8,9-HxCDD	pg/g	0.053	U	LB<LOQ, EMPC (J)
OT29-SO-J09A1-07-1415	SW8290	OCDD	pg/g	0.75	U	LB<LOQ
OT29-SO-J09A1-07-1415	SW8290	OCDF	pg/g	8	U	LB<LOQ, EB<LOQ
OT29-SO-J09A1-07-1415	SW8290	Total HpCDD	pg/g	0.28	U	LB<LOQ, EB<LOQ, EMPC (J)
OT29-SO-J09A1-07-1415	SW8290	Total HpCDF	pg/g	0.19	U	LB<LOQ, EMPC (J)
OT29-SO-J09A1-07-1415	SW8290	Total HxCDD	pg/g	0.053	U	LB<LOQ, EMPC (J)
OT29-SO-J09A1-09-0001	SW8260B	1,1,1-Trichloroethane	µg/Kg	1.2	UJ	IS<LCL
OT29-SO-J09A1-09-0001	SW8260B	1,1,2-Trichloro-1,2,2-trifluoroethane	µg/Kg	1.2	UJ	IS<LCL
OT29-SO-J09A1-09-0001	SW8260B	1,1,2-Trichloroethane	µg/Kg	1.2	UJ	IS<LCL
OT29-SO-J09A1-09-0001	SW8260B	1,1-Dichloroethane	µg/Kg	1.2	UJ	IS<LCL
OT29-SO-J09A1-09-0001	SW8260B	1,1-Dichloroethene	µg/Kg	1.2	UJ	IS<LCL
OT29-SO-J09A1-09-0001	SW8260B	1,2,4-Trimethylbenzene	µg/Kg	0.75	J	Sur>UCL
OT29-SO-J09A1-09-0001	SW8260B	1,2-Dibromoethane (EDB)	µg/Kg	1.2	UJ	IS<LCL
OT29-SO-J09A1-09-0001	SW8260B	1,2-Dichloroethane	µg/Kg	2.5	UJ	IS<LCL
OT29-SO-J09A1-09-0001	SW8260B	1,2-Dichloropropane	µg/Kg	2.5	UJ	IS<LCL
OT29-SO-J09A1-09-0001	SW8260B	2-Butanone (MEK)	µg/Kg	4.3	U	EB<LOQ, Sur>UCL (J)
OT29-SO-J09A1-09-0001	SW8260B	Acetone	µg/Kg	26	U	EB>LOQ, Sur>UCL (J)
OT29-SO-J09A1-09-0001	SW8260B	Benzene	µg/Kg	1.1	J	Sur>UCL
OT29-SO-J09A1-09-0001	SW8260B	Benzene	µg/Kg	1.1	J	IS<LCL
OT29-SO-J09A1-09-0001	SW8260B	Bromochloromethane	µg/Kg	2.5	UJ	IS<LCL
OT29-SO-J09A1-09-0001	SW8260B	Bromodichloromethane	µg/Kg	2.5	UJ	IS<LCL
OT29-SO-J09A1-09-0001	SW8260B	Bromoform	µg/Kg	1.2	UJ	IS<LCL
OT29-SO-J09A1-09-0001	SW8260B	Bromomethane	µg/Kg	12	J	IS<LCL, Sur>UCL
OT29-SO-J09A1-09-0001	SW8260B	Carbon disulfide	µg/Kg	1.2	UJ	IS<LCL
OT29-SO-J09A1-09-0001	SW8260B	Carbon tetrachloride	µg/Kg	2.5	UJ	IS<LCL
OT29-SO-J09A1-09-0001	SW8260B	Chlorobenzene	µg/Kg	1.2	UJ	IS<LCL
OT29-SO-J09A1-09-0001	SW8260B	Chloroethane	µg/Kg	1.2	UJ	IS<LCL
OT29-SO-J09A1-09-0001	SW8260B	Chloroform	µg/Kg	1.2	UJ	IS<LCL
OT29-SO-J09A1-09-0001	SW8260B	Chloromethane	µg/Kg	1.2	UJ	IS<LCL
OT29-SO-J09A1-09-0001	SW8260B	cis-1,2-Dichloroethene	µg/Kg	2.5	UJ	IS<LCL
OT29-SO-J09A1-09-0001	SW8260B	cis-1,3-Dichloropropene	µg/Kg	2.5	UJ	IS<LCL
OT29-SO-J09A1-09-0001	SW8260B	Cyclohexane	µg/Kg	1.2	UN	TIC
OT29-SO-J09A1-09-0001	SW8260B	Dibromochloromethane	µg/Kg	1.2	UJ	IS<LCL
OT29-SO-J09A1-09-0001	SW8260B	Dichlorodifluoromethane	µg/Kg	2.5	UJ	IS<LCL
OT29-SO-J09A1-09-0001	SW8260B	Ethylbenzene	µg/Kg	1.2	UJ	IS<LCL
OT29-SO-J09A1-09-0001	SW8260B	Isopropylbenzene	µg/Kg	2.5	UJ	IS<LCL
OT29-SO-J09A1-09-0001	SW8260B	Methyl acetate	µg/Kg	1.2	UN	TIC
OT29-SO-J09A1-09-0001	SW8260B	Methyl tert-butyl ether	µg/Kg	2.5	UJ	IS<LCL
OT29-SO-J09A1-09-0001	SW8260B	Methylcyclohexane	µg/Kg	1.2	UN	TIC
OT29-SO-J09A1-09-0001	SW8260B	Methylene Chloride	µg/Kg	2.5	UJ	IS<LCL
OT29-SO-J09A1-09-0001	SW8260B	m-Xylene & p-Xylene	µg/Kg	2.5	UJ	IS<LCL
OT29-SO-J09A1-09-0001	SW8260B	o-Xylene	µg/Kg	1.2	UJ	IS<LCL
OT29-SO-J09A1-09-0001	SW8260B	Styrene	µg/Kg	1.2	UJ	IS<LCL
OT29-SO-J09A1-09-0001	SW8260B	Tetrachloroethene	µg/Kg	2.5	UJ	IS<LCL
OT29-SO-J09A1-09-0001	SW8260B	Toluene	µg/Kg	1.5	J	IS<LCL, Sur>UCL

Table 2. Summary of Data Qualification for Discrete Soil Samples for the Open Detonation Unit, Kirtland Air Force Base, December 2015

Sample Identification	Method	Analyte	Units	Final Result	Validation Flag	Validation Reason
OT29-SO-J09A1-09-0001	SW8260B	trans-1,2-Dichloroethene	µg/Kg	1.2	UJ	IS<LCL
OT29-SO-J09A1-09-0001	SW8260B	trans-1,3-Dichloropropene	µg/Kg	2.5	UJ	IS<LCL
OT29-SO-J09A1-09-0001	SW8260B	Trichloroethene	µg/Kg	2.5	UJ	IS<LCL
OT29-SO-J09A1-09-0001	SW8260B	Trichlorofluoromethane	µg/Kg	1.2	UJ	IS<LCL
OT29-SO-J09A1-09-0001	SW8260B	Vinyl chloride	µg/Kg	1.2	UJ	IS<LCL
OT29-SO-J09A1-09-0001	SW8290	1,2,3,4,6,7,8-HpCDF	pg/g	1.5	U	LB<LOQ
OT29-SO-J09A1-09-0001	SW8290	1,2,3,4,7,8,9-HpCDF	pg/g	0.21	J	EMPC
OT29-SO-J09A1-09-0001	SW8290	1,2,3,4,7,8-HxCDF	pg/g	0.17	U	EB<LOQ, EMPC (J)
OT29-SO-J09A1-09-0001	SW8290	1,2,3,6,7,8-HxCDF	pg/g	0.13	U	EB<LOQ
OT29-SO-J09A1-09-0001	SW8290	1,2,3,7,8,9-HxCDD	pg/g	0.29	U	LB<LOQ
OT29-SO-J09A1-09-0001	SW8290	2,3,4,6,7,8-HxCDF	pg/g	0.081	U	EB<LOQ
OT29-SO-J09A1-09-0001	SW8290	2,3,4,7,8-PeCDF	pg/g	0.074	J	EMPC
OT29-SO-J09A1-09-0001	SW8290	OCDF	pg/g	7.6	U	LB<LOQ, EB<LOQ
OT29-SO-J09A1-09-0001	SW8290	Total HpCDF	pg/g	4.4	J	EMPC
OT29-SO-J09A1-09-0001	SW8290	Total HxCDD	pg/g	2.4	J	EMPC
OT29-SO-J09A1-09-0001	SW8290	Total HxCDF	pg/g	1.6	U	EB<LOQ, EMPC (J)
OT29-SO-J09A1-09-0001	SW8290	Total PeCDF	pg/g	0.45	J	EMPC
OT29-SO-J09A1-09-0001	SW8290	Total TCDD	pg/g	0.11	U	EB<LOQ, EMPC (J)
OT29-SO-J09A1-09-0001	SW8290	Total TCDF	pg/g	0.72	J	EMPC
OT29-SO-J09A1-09-0001	SW8330B	RDX	mg/Kg	0.19	J	CF>RPD
OT29-SO-J09A1-09-1415	SW8260B	Acetone	µg/Kg	7.3	U	EB>LOQ
OT29-SO-J09A1-09-1415	SW8260B	Cyclohexane	µg/Kg	1.2	UN	TIC
OT29-SO-J09A1-09-1415	SW8260B	Methyl acetate	µg/Kg	1.2	UN	TIC
OT29-SO-J09A1-09-1415	SW8260B	Methylcyclohexane	µg/Kg	1.2	UN	TIC
OT29-SO-J09A1-09-1415	SW8290	1,2,3,4,6,7,8-HpCDD	pg/g	0.088	U	LB<LOQ, EB<LOQ
OT29-SO-J09A1-09-1415	SW8290	OCDD	pg/g	0.38	U	LB<LOQ, EMPC (J)
OT29-SO-J09A1-09-1415	SW8290	OCDF	pg/g	2.5	U	LB<LOQ, EB<LOQ, EMPC (J)
OT29-SO-J09A1-09-1415	SW8290	Total HpCDD	pg/g	0.2	U	LB<LOQ, EB<LOQ
OT29-SO-J09A1-09-1415	SW8290	Total TCDD	pg/g	0.16	U	EB<LOQ
OT29-SO-J09A1-11-0001	SW6020	Antimony	mg/Kg	0.59	J	MS<LCL, SD<LCL
OT29-SO-J09A1-11-0001	SW6020	Chromium	mg/Kg	12	J	MS>UCL
OT29-SO-J09A1-11-0001	SW6020	Copper	mg/Kg	34	J	MS<LCL, SD<LCL
OT29-SO-J09A1-11-0001	SW6020	Lead	mg/Kg	22	J	MS<LCL, SD>UCL, MSRPD
OT29-SO-J09A1-11-0001	SW6020	Nickel	mg/Kg	9.8	J	MS>UCL, MSRPD
OT29-SO-J09A1-11-0001	SW6020	Vanadium	mg/Kg	23	J	MS<LCL
OT29-SO-J09A1-11-0001	SW6020	Zinc	mg/Kg	58	J	MS<LCL
OT29-SO-J09A1-11-0001	SW8260B	1,1,1-Trichloroethane	µg/Kg	1.1	UJ	IS<LCL
OT29-SO-J09A1-11-0001	SW8260B	1,1,2,2-Tetrachloroethane	µg/Kg	2.2	UJ	IS<LCL
OT29-SO-J09A1-11-0001	SW8260B	1,1,2-Trichloro-1,2,2-trifluoroethane	µg/Kg	1.1	UJ	IS<LCL
OT29-SO-J09A1-11-0001	SW8260B	1,1,2-Trichloroethane	µg/Kg	1.1	UJ	IS<LCL
OT29-SO-J09A1-11-0001	SW8260B	1,1-Dichloroethane	µg/Kg	1.1	UJ	IS<LCL
OT29-SO-J09A1-11-0001	SW8260B	1,1-Dichloroethene	µg/Kg	1.1	UJ	IS<LCL
OT29-SO-J09A1-11-0001	SW8260B	1,2,3-Trichlorobenzene	µg/Kg	2.2	UJ	IS<LCL
OT29-SO-J09A1-11-0001	SW8260B	1,2,3-Trichloropropane	µg/Kg	2.2	UJ	IS<LCL
OT29-SO-J09A1-11-0001	SW8260B	1,2,4-Trichlorobenzene	µg/Kg	2.2	UJ	IS<LCL

Table 2. Summary of Data Qualification for Discrete Soil Samples for the Open Detonation Unit, Kirtland Air Force Base, December 2015

Sample Identification	Method	Analyte	Units	Final Result	Validation Flag	Validation Reason
OT29-SO-J09A1-11-0001	SW8260B	1,2,4-Trimethylbenzene	µg/Kg	2.2	UJ	IS<LCL
OT29-SO-J09A1-11-0001	SW8260B	1,2-Dibromo-3-Chloropropane	µg/Kg	2.2	UJ	IS<LCL
OT29-SO-J09A1-11-0001	SW8260B	1,2-Dibromoethane (EDB)	µg/Kg	1.1	UJ	IS<LCL
OT29-SO-J09A1-11-0001	SW8260B	1,2-Dichlorobenzene	µg/Kg	2.2	UJ	IS<LCL
OT29-SO-J09A1-11-0001	SW8260B	1,2-Dichloroethane	µg/Kg	2.2	UJ	IS<LCL
OT29-SO-J09A1-11-0001	SW8260B	1,2-Dichloropropane	µg/Kg	2.2	UJ	IS<LCL
OT29-SO-J09A1-11-0001	SW8260B	1,3,5-Trimethylbenzene	µg/Kg	1.1	UJ	IS<LCL
OT29-SO-J09A1-11-0001	SW8260B	1,3-Dichlorobenzene	µg/Kg	1.1	UJ	IS<LCL
OT29-SO-J09A1-11-0001	SW8260B	1,4-Dichlorobenzene	µg/Kg	2.2	UJ	IS<LCL
OT29-SO-J09A1-11-0001	SW8260B	1,4-Dioxane	µg/Kg	83	UJ	IS<LCL
OT29-SO-J09A1-11-0001	SW8260B	2-Butanone (MEK)	µg/Kg	5.6	U	EB<LOQ, IS<LCL (J)
OT29-SO-J09A1-11-0001	SW8260B	2-Hexanone	µg/Kg	2.2	UJ	IS<LCL
OT29-SO-J09A1-11-0001	SW8260B	4-Methyl-2-pentanone (MIBK)	µg/Kg	2.2	UJ	IS<LCL
OT29-SO-J09A1-11-0001	SW8260B	Acetone	µg/Kg	23	U	EB>LOQ, IS<LCL (J)
OT29-SO-J09A1-11-0001	SW8260B	Benzene	µg/Kg	0.92	J	IS<LCL
OT29-SO-J09A1-11-0001	SW8260B	Bromochloromethane	µg/Kg	2.2	UJ	IS<LCL
OT29-SO-J09A1-11-0001	SW8260B	Bromodichloromethane	µg/Kg	2.2	UJ	IS<LCL
OT29-SO-J09A1-11-0001	SW8260B	Bromoform	µg/Kg	1.1	UJ	IS<LCL
OT29-SO-J09A1-11-0001	SW8260B	Bromomethane	µg/Kg	2.2	UJ	IS<LCL
OT29-SO-J09A1-11-0001	SW8260B	Carbon disulfide	µg/Kg	1.1	UJ	IS<LCL
OT29-SO-J09A1-11-0001	SW8260B	Carbon tetrachloride	µg/Kg	2.2	UJ	IS<LCL
OT29-SO-J09A1-11-0001	SW8260B	Chlorobenzene	µg/Kg	1.1	UJ	IS<LCL
OT29-SO-J09A1-11-0001	SW8260B	Chloroethane	µg/Kg	1.1	UJ	IS<LCL
OT29-SO-J09A1-11-0001	SW8260B	Chloroform	µg/Kg	1.1	UJ	IS<LCL
OT29-SO-J09A1-11-0001	SW8260B	Chloromethane	µg/Kg	1.1	UJ	IS<LCL
OT29-SO-J09A1-11-0001	SW8260B	cis-1,2-Dichloroethene	µg/Kg	2.2	UJ	IS<LCL
OT29-SO-J09A1-11-0001	SW8260B	cis-1,3-Dichloropropene	µg/Kg	2.2	UJ	IS<LCL
OT29-SO-J09A1-11-0001	SW8260B	Cyclohexane	µg/Kg	1.1	UN	TIC
OT29-SO-J09A1-11-0001	SW8260B	Dibromochloromethane	µg/Kg	1.1	UJ	IS<LCL
OT29-SO-J09A1-11-0001	SW8260B	Dichlorodifluoromethane	µg/Kg	2.2	UJ	IS<LCL
OT29-SO-J09A1-11-0001	SW8260B	Ethylbenzene	µg/Kg	1.1	UJ	IS<LCL
OT29-SO-J09A1-11-0001	SW8260B	Isopropylbenzene	µg/Kg	2.2	UJ	IS<LCL
OT29-SO-J09A1-11-0001	SW8260B	Methyl acetate	µg/Kg	1.1	UN	TIC
OT29-SO-J09A1-11-0001	SW8260B	Methyl tert-butyl ether	µg/Kg	2.2	UJ	IS<LCL
OT29-SO-J09A1-11-0001	SW8260B	Methylcyclohexane	µg/Kg	1.1	UN	TIC
OT29-SO-J09A1-11-0001	SW8260B	Methylene Chloride	µg/Kg	2.2	UJ	IS<LCL
OT29-SO-J09A1-11-0001	SW8260B	m-Xylene & p-Xylene	µg/Kg	2.2	UJ	IS<LCL
OT29-SO-J09A1-11-0001	SW8260B	Naphthalene	µg/Kg	2.2	UJ	IS<LCL
OT29-SO-J09A1-11-0001	SW8260B	o-Xylene	µg/Kg	1.1	UJ	IS<LCL
OT29-SO-J09A1-11-0001	SW8260B	Styrene	µg/Kg	1.1	UJ	IS<LCL, MS<LCL
OT29-SO-J09A1-11-0001	SW8260B	Tetrachloroethene	µg/Kg	2.2	UJ	IS<LCL
OT29-SO-J09A1-11-0001	SW8260B	Toluene	µg/Kg	1.3	J	IS<LCL
OT29-SO-J09A1-11-0001	SW8260B	trans-1,2-Dichloroethene	µg/Kg	1.1	UJ	IS<LCL
OT29-SO-J09A1-11-0001	SW8260B	trans-1,3-Dichloropropene	µg/Kg	2.2	UJ	IS<LCL
OT29-SO-J09A1-11-0001	SW8260B	Trichloroethene	µg/Kg	2.2	UJ	IS<LCL
OT29-SO-J09A1-11-0001	SW8260B	Trichlorofluoromethane	µg/Kg	1.1	UJ	IS<LCL

Table 2. Summary of Data Qualification for Discrete Soil Samples for the Open Detonation Unit, Kirtland Air Force Base, December 2015

Sample Identification	Method	Analyte	Units	Final Result	Validation Flag	Validation Reason
OT29-SO-J09A1-11-0001	SW8260B	Vinyl chloride	µg/Kg	1.1	UJ	IS<LCL
OT29-SO-J09A1-11-0001	SW8270C	Bis(2-ethylhexyl) phthalate	µg/Kg	28	J	HTp>UCL
OT29-SO-J09A1-11-0001	SW8270C	Di-n-butyl phthalate	µg/Kg	36	UJ	HTp>UCL
OT29-SO-J09A1-11-0001	SW8290	1,2,3,4,6,7,8-HpCDF	pg/g	2.2	U	LB<LOQ
OT29-SO-J09A1-11-0001	SW8290	1,2,3,4,7,8-HxCDF	pg/g	0.24	U	EB<LOQ
OT29-SO-J09A1-11-0001	SW8290	1,2,3,6,7,8-HxCDF	pg/g	0.12	U	EB<LOQ, EMPC (J)
OT29-SO-J09A1-11-0001	SW8290	1,2,3,7,8,9-HxCDD	pg/g	0.49	U	LB<LOQ
OT29-SO-J09A1-11-0001	SW8290	2,3,4,6,7,8-HxCDF	pg/g	0.15	U	EB<LOQ, EMPC (J)
OT29-SO-J09A1-11-0001	SW8290	OCDD	pg/g	130	J	SD>UCL, MSRPD
OT29-SO-J09A1-11-0001	SW8290	OCDF	pg/g	13	U	LB<LOQ
OT29-SO-J09A1-11-0001	SW8290	Total HxCDD	pg/g	4	J	EMPC
OT29-SO-J09A1-11-0001	SW8290	Total HxCDF	pg/g	2.5	U	EB<LOQ, EMPC (J)
OT29-SO-J09A1-11-0001	SW8290	Total PeCDD	pg/g	0.61	J	EMPC
OT29-SO-J09A1-11-0001	SW8290	Total PeCDF	pg/g	0.44	J	EMPC
OT29-SO-J09A1-11-0001	SW8290	Total TCDF	pg/g	0.86	J	EMPC
OT29-SO-J09A1-11-0001	SW8330B	HMX	mg/Kg	0.062	J	SD>UCL, MSRPD
OT29-SO-J09A1-11-0001	SW8330B	Nitroglycerin	mg/Kg	0.25	UJ	MSRPD
OT29-SO-J09A1-11-1415	SW8260B	1,1,1-Trichloroethane	µg/Kg	1.1	UJ	IS<LCL
OT29-SO-J09A1-11-1415	SW8260B	1,1,2,2-Tetrachloroethane	µg/Kg	2.3	UJ	IS<LCL
OT29-SO-J09A1-11-1415	SW8260B	1,1,2-Trichloro-1,2,2-trifluoroethane	µg/Kg	1.1	UJ	IS<LCL
OT29-SO-J09A1-11-1415	SW8260B	1,1,2-Trichloroethane	µg/Kg	1.1	UJ	IS<LCL
OT29-SO-J09A1-11-1415	SW8260B	1,1-Dichloroethane	µg/Kg	1.1	UJ	IS<LCL
OT29-SO-J09A1-11-1415	SW8260B	1,1-Dichloroethene	µg/Kg	1.1	UJ	IS<LCL
OT29-SO-J09A1-11-1415	SW8260B	1,2,3-Trichlorobenzene	µg/Kg	2.3	UJ	IS<LCL
OT29-SO-J09A1-11-1415	SW8260B	1,2,3-Trichloropropane	µg/Kg	2.3	UJ	IS<LCL
OT29-SO-J09A1-11-1415	SW8260B	1,2,4-Trichlorobenzene	µg/Kg	2.3	UJ	IS<LCL
OT29-SO-J09A1-11-1415	SW8260B	1,2,4-Trimethylbenzene	µg/Kg	2.3	UJ	IS<LCL
OT29-SO-J09A1-11-1415	SW8260B	1,2-Dibromo-3-Chloropropane	µg/Kg	2.3	UJ	IS<LCL
OT29-SO-J09A1-11-1415	SW8260B	1,2-Dibromoethane (EDB)	µg/Kg	1.1	UJ	IS<LCL
OT29-SO-J09A1-11-1415	SW8260B	1,2-Dichlorobenzene	µg/Kg	2.3	UJ	IS<LCL
OT29-SO-J09A1-11-1415	SW8260B	1,2-Dichloroethane	µg/Kg	2.3	UJ	IS<LCL
OT29-SO-J09A1-11-1415	SW8260B	1,2-Dichloropropane	µg/Kg	2.3	UJ	IS<LCL
OT29-SO-J09A1-11-1415	SW8260B	1,3,5-Trimethylbenzene	µg/Kg	1.1	UJ	IS<LCL
OT29-SO-J09A1-11-1415	SW8260B	1,3-Dichlorobenzene	µg/Kg	1.1	UJ	IS<LCL
OT29-SO-J09A1-11-1415	SW8260B	1,4-Dichlorobenzene	µg/Kg	2.3	UJ	IS<LCL
OT29-SO-J09A1-11-1415	SW8260B	1,4-Dioxane	µg/Kg	85	UJ	IS<LCL
OT29-SO-J09A1-11-1415	SW8260B	2-Butanone (MEK)	µg/Kg	5.7	UJ	IS<LCL
OT29-SO-J09A1-11-1415	SW8260B	2-Hexanone	µg/Kg	2.3	UJ	IS<LCL
OT29-SO-J09A1-11-1415	SW8260B	4-Methyl-2-pentanone (MIBK)	µg/Kg	2.3	UJ	IS<LCL
OT29-SO-J09A1-11-1415	SW8260B	Acetone	µg/Kg	9.5	U	EB>LOQ, IS<LCL (J), Sur>UCL(J)
OT29-SO-J09A1-11-1415	SW8260B	Benzene	µg/Kg	1.1	UJ	IS<LCL
OT29-SO-J09A1-11-1415	SW8260B	Bromochloromethane	µg/Kg	2.3	UJ	IS<LCL
OT29-SO-J09A1-11-1415	SW8260B	Bromodichloromethane	µg/Kg	2.3	UJ	IS<LCL
OT29-SO-J09A1-11-1415	SW8260B	Bromoform	µg/Kg	1.1	UJ	IS<LCL
OT29-SO-J09A1-11-1415	SW8260B	Bromomethane	µg/Kg	2.3	UJ	IS<LCL

Table 2. Summary of Data Qualification for Discrete Soil Samples for the Open Detonation Unit, Kirtland Air Force Base, December 2015

Sample Identification	Method	Analyte	Units	Final Result	Validation Flag	Validation Reason
OT29-SO-J09A1-11-1415	SW8260B	Carbon disulfide	µg/Kg	1.1	UJ	IS<LCL
OT29-SO-J09A1-11-1415	SW8260B	Carbon tetrachloride	µg/Kg	2.3	UJ	IS<LCL
OT29-SO-J09A1-11-1415	SW8260B	Chlorobenzene	µg/Kg	1.1	UJ	IS<LCL
OT29-SO-J09A1-11-1415	SW8260B	Chloroethane	µg/Kg	1.1	UJ	IS<LCL
OT29-SO-J09A1-11-1415	SW8260B	Chloroform	µg/Kg	1.1	UJ	IS<LCL
OT29-SO-J09A1-11-1415	SW8260B	Chloromethane	µg/Kg	1.1	UJ	IS<LCL
OT29-SO-J09A1-11-1415	SW8260B	cis-1,2-Dichloroethene	µg/Kg	2.3	UJ	IS<LCL
OT29-SO-J09A1-11-1415	SW8260B	cis-1,3-Dichloropropene	µg/Kg	2.3	UJ	IS<LCL
OT29-SO-J09A1-11-1415	SW8260B	Cyclohexane	µg/Kg	1.1	UN	TIC
OT29-SO-J09A1-11-1415	SW8260B	Dibromochloromethane	µg/Kg	1.1	UJ	IS<LCL
OT29-SO-J09A1-11-1415	SW8260B	Dichlorodifluoromethane	µg/Kg	2.3	UJ	IS<LCL
OT29-SO-J09A1-11-1415	SW8260B	Ethylbenzene	µg/Kg	1.1	UJ	IS<LCL
OT29-SO-J09A1-11-1415	SW8260B	Isopropylbenzene	µg/Kg	2.3	UJ	IS<LCL
OT29-SO-J09A1-11-1415	SW8260B	Methyl acetate	µg/Kg	1.1	UN	TIC
OT29-SO-J09A1-11-1415	SW8260B	Methyl tert-butyl ether	µg/Kg	2.3	UJ	IS<LCL
OT29-SO-J09A1-11-1415	SW8260B	Methylcyclohexane	µg/Kg	1.1	UN	TIC
OT29-SO-J09A1-11-1415	SW8260B	Methylene Chloride	µg/Kg	2.3	UJ	IS<LCL
OT29-SO-J09A1-11-1415	SW8260B	m-Xylene & p-Xylene	µg/Kg	2.3	UJ	IS<LCL
OT29-SO-J09A1-11-1415	SW8260B	Naphthalene	µg/Kg	2.3	UJ	IS<LCL
OT29-SO-J09A1-11-1415	SW8260B	o-Xylene	µg/Kg	1.1	UJ	IS<LCL
OT29-SO-J09A1-11-1415	SW8260B	Styrene	µg/Kg	1.1	UJ	IS<LCL
OT29-SO-J09A1-11-1415	SW8260B	Tetrachloroethene	µg/Kg	2.3	UJ	IS<LCL
OT29-SO-J09A1-11-1415	SW8260B	Toluene	µg/Kg	0.71	J	IS<LCL, Sur>UCL
OT29-SO-J09A1-11-1415	SW8260B	trans-1,2-Dichloroethene	µg/Kg	1.1	UJ	IS<LCL
OT29-SO-J09A1-11-1415	SW8260B	trans-1,3-Dichloropropene	µg/Kg	2.3	UJ	IS<LCL
OT29-SO-J09A1-11-1415	SW8260B	Trichloroethene	µg/Kg	2.3	UJ	IS<LCL
OT29-SO-J09A1-11-1415	SW8260B	Trichlorofluoromethane	µg/Kg	1.1	UJ	IS<LCL
OT29-SO-J09A1-11-1415	SW8260B	Vinyl chloride	µg/Kg	1.1	UJ	IS<LCL
OT29-SO-J09A1-11-1415	SW8270C	Bis(2-ethylhexyl) phthalate	µg/Kg	25	U	LB<LOQ
OT29-SO-J09A1-11-1415	SW8270C	Di-n-butyl phthalate	µg/Kg	66	U	LB<LOQ
OT29-SO-J09A1-11-1415	SW8290	1,2,3,4,6,7,8-HpCDD	pg/g	0.22	U	LB<LOQ, EB<LOQ
OT29-SO-J09A1-11-1415	SW8290	1,2,3,4,6,7,8-HpCDF	pg/g	0.25	U	LB<LOQ
OT29-SO-J09A1-11-1415	SW8290	1,2,3,7,8,9-HxCDD	pg/g	0.13	U	LB<LOQ, EMPC (J)
OT29-SO-J09A1-11-1415	SW8290	OCDD	pg/g	0.75	U	LB<LOQ
OT29-SO-J09A1-11-1415	SW8290	OCDF	pg/g	4.8	U	LB<LOQ, EB<LOQ
OT29-SO-J09A1-11-1415	SW8290	Total HpCDD	pg/g	0.49	U	LB<LOQ, EB<LOQ
OT29-SO-J09A1-11-1415	SW8290	Total HpCDF	pg/g	0.52	U	LB<LOQ
OT29-SO-J09A1-11-1415	SW8290	Total HxCDD	pg/g	0.13	U	LB<LOQ, EMPC (J)
OT29-SO-J09A1-11-1415	SW8290	Total PeCDD	pg/g	0.079	J	EMPC
OT29-SO-J09A1-11-1415	SW8290	Total PeCDF	pg/g	0.056	J	EMPC
OT29-SO-J09A1-15-0001	SW6020	Arsenic	mg/Kg	9.8	J	FD>RPD
OT29-SO-J09A1-15-0001	SW6020	Cadmium	mg/Kg	1.1	J	FD>RPD
OT29-SO-J09A1-15-0001	SW6020	Lead	mg/Kg	25	J	FD>RPD
OT29-SO-J09A1-15-0001	SW6020	Zinc	mg/Kg	57	J	FD>RPD
OT29-SO-J09A1-15-0001	SW6850	Perchlorate	µg/Kg	7900	J	FD>RPD
OT29-SO-J09A1-15-0001	SW8260B	1,1,1-Trichloroethane	µg/Kg	1.1	UJ	IS<LCL

Table 2. Summary of Data Qualification for Discrete Soil Samples for the Open Detonation Unit, Kirtland Air Force Base, December 2015

Sample Identification	Method	Analyte	Units	Final Result	Validation Flag	Validation Reason
OT29-SO-J09A1-15-0001	SW8260B	1,1,2,2-Tetrachloroethane	µg/Kg	2.1	UJ	IS<LCL
OT29-SO-J09A1-15-0001	SW8260B	1,1,2-Trichloro-1,2,2-trifluoroethane	µg/Kg	1.1	UJ	IS<LCL
OT29-SO-J09A1-15-0001	SW8260B	1,1,2-Trichloroethane	µg/Kg	1.1	UJ	IS<LCL
OT29-SO-J09A1-15-0001	SW8260B	1,1-Dichloroethane	µg/Kg	1.1	UJ	IS<LCL
OT29-SO-J09A1-15-0001	SW8260B	1,1-Dichloroethene	µg/Kg	1.1	UJ	IS<LCL
OT29-SO-J09A1-15-0001	SW8260B	1,2,3-Trichlorobenzene	µg/Kg	2.1	UJ	IS<LCL
OT29-SO-J09A1-15-0001	SW8260B	1,2,3-Trichloropropane	µg/Kg	2.1	UJ	IS<LCL
OT29-SO-J09A1-15-0001	SW8260B	1,2,4-Trichlorobenzene	µg/Kg	2.1	UJ	IS<LCL
OT29-SO-J09A1-15-0001	SW8260B	1,2,4-Trimethylbenzene	µg/Kg	2.1	UJ	IS<LCL
OT29-SO-J09A1-15-0001	SW8260B	1,2-Dibromo-3-Chloropropane	µg/Kg	2.1	UJ	IS<LCL
OT29-SO-J09A1-15-0001	SW8260B	1,2-Dibromoethane (EDB)	µg/Kg	1.1	UJ	IS<LCL
OT29-SO-J09A1-15-0001	SW8260B	1,2-Dichlorobenzene	µg/Kg	2.1	UJ	IS<LCL
OT29-SO-J09A1-15-0001	SW8260B	1,2-Dichloroethane	µg/Kg	2.1	UJ	IS<LCL
OT29-SO-J09A1-15-0001	SW8260B	1,2-Dichloropropane	µg/Kg	2.1	UJ	IS<LCL
OT29-SO-J09A1-15-0001	SW8260B	1,3,5-Trimethylbenzene	µg/Kg	1.1	UJ	IS<LCL
OT29-SO-J09A1-15-0001	SW8260B	1,3-Dichlorobenzene	µg/Kg	1.1	UJ	IS<LCL
OT29-SO-J09A1-15-0001	SW8260B	1,4-Dichlorobenzene	µg/Kg	2.1	UJ	IS<LCL
OT29-SO-J09A1-15-0001	SW8260B	2-Butanone (MEK)	µg/Kg	5.3	UJ	IS<LCL
OT29-SO-J09A1-15-0001	SW8260B	2-Hexanone	µg/Kg	2.1	UJ	IS<LCL
OT29-SO-J09A1-15-0001	SW8260B	4-Methyl-2-pentanone (MIBK)	µg/Kg	2.1	UJ	IS<LCL
OT29-SO-J09A1-15-0001	SW8260B	Acetone	µg/Kg	27	U	EB>LOQ, IS<LCL (J), Sur>UCL(J)
OT29-SO-J09A1-15-0001	SW8260B	Benzene	µg/Kg	0.79	J	IS<LCL, Sur>UCL
OT29-SO-J09A1-15-0001	SW8260B	Bromochloromethane	µg/Kg	2.1	UJ	IS<LCL
OT29-SO-J09A1-15-0001	SW8260B	Bromodichloromethane	µg/Kg	2.1	UJ	IS<LCL
OT29-SO-J09A1-15-0001	SW8260B	Bromoform	µg/Kg	1.1	UJ	IS<LCL
OT29-SO-J09A1-15-0001	SW8260B	Bromomethane	µg/Kg	2.1	UJ	IS<LCL
OT29-SO-J09A1-15-0001	SW8260B	Carbon disulfide	µg/Kg	1.1	UJ	IS<LCL
OT29-SO-J09A1-15-0001	SW8260B	Carbon tetrachloride	µg/Kg	2.1	UJ	IS<LCL
OT29-SO-J09A1-15-0001	SW8260B	Chlorobenzene	µg/Kg	1.1	UJ	IS<LCL
OT29-SO-J09A1-15-0001	SW8260B	Chloroethane	µg/Kg	1.1	UJ	IS<LCL
OT29-SO-J09A1-15-0001	SW8260B	Chloroform	µg/Kg	1.1	UJ	IS<LCL
OT29-SO-J09A1-15-0001	SW8260B	Chloromethane	µg/Kg	1.1	UJ	IS<LCL
OT29-SO-J09A1-15-0001	SW8260B	cis-1,2-Dichloroethene	µg/Kg	2.1	UJ	IS<LCL
OT29-SO-J09A1-15-0001	SW8260B	cis-1,3-Dichloropropene	µg/Kg	2.1	UJ	IS<LCL
OT29-SO-J09A1-15-0001	SW8260B	Cyclohexane	µg/Kg	1.1	UN	TIC
OT29-SO-J09A1-15-0001	SW8260B	Dibromochloromethane	µg/Kg	1.1	UJ	IS<LCL
OT29-SO-J09A1-15-0001	SW8260B	Dichlorodifluoromethane	µg/Kg	2.1	UJ	IS<LCL
OT29-SO-J09A1-15-0001	SW8260B	Ethylbenzene	µg/Kg	1.1	UJ	IS<LCL
OT29-SO-J09A1-15-0001	SW8260B	Isopropylbenzene	µg/Kg	2.1	UJ	IS<LCL
OT29-SO-J09A1-15-0001	SW8260B	Methyl acetate	µg/Kg	1.1	UN	TIC
OT29-SO-J09A1-15-0001	SW8260B	Methyl tert-butyl ether	µg/Kg	2.1	UJ	IS<LCL
OT29-SO-J09A1-15-0001	SW8260B	Methylcyclohexane	µg/Kg	1.1	UN	TIC
OT29-SO-J09A1-15-0001	SW8260B	Methylene Chloride	µg/Kg	2.1	UJ	IS<LCL
OT29-SO-J09A1-15-0001	SW8260B	m-Xylene & p-Xylene	µg/Kg	2.1	UJ	IS<LCL
OT29-SO-J09A1-15-0001	SW8260B	Naphthalene	µg/Kg	2.1	UJ	IS<LCL

Table 2. Summary of Data Qualification for Discrete Soil Samples for the Open Detonation Unit, Kirtland Air Force Base, December 2015

Sample Identification	Method	Analyte	Units	Final Result	Validation Flag	Validation Reason
OT29-SO-J09A1-15-0001	SW8260B	o-Xylene	µg/Kg	1.1	UJ	IS<LCL
OT29-SO-J09A1-15-0001	SW8260B	Styrene	µg/Kg	1.1	UJ	IS<LCL
OT29-SO-J09A1-15-0001	SW8260B	Tetrachloroethene	µg/Kg	2.1	UJ	IS<LCL
OT29-SO-J09A1-15-0001	SW8260B	Toluene	µg/Kg	2.6	J	IS<LCL, Sur>UCL
OT29-SO-J09A1-15-0001	SW8260B	trans-1,2-Dichloroethene	µg/Kg	1.1	UJ	IS<LCL
OT29-SO-J09A1-15-0001	SW8260B	trans-1,3-Dichloropropene	µg/Kg	2.1	UJ	IS<LCL
OT29-SO-J09A1-15-0001	SW8260B	Trichloroethene	µg/Kg	2.1	UJ	IS<LCL
OT29-SO-J09A1-15-0001	SW8260B	Trichlorofluoromethane	µg/Kg	1.1	UJ	IS<LCL
OT29-SO-J09A1-15-0001	SW8260B	Vinyl chloride	µg/Kg	1.1	UJ	IS<LCL
OT29-SO-J09A1-15-0001	SW8270C	Bis(2-ethylhexyl) phthalate	µg/Kg	44	U	LB<LOQ
OT29-SO-J09A1-15-0001	SW8270C	Naphthalene	µg/Kg	3.6	UJ	HTp>UCL
OT29-SO-J09A1-15-0001	SW8290	1,2,3,4,6,7,8-HpCDF	pg/g	1.2	U	LB<LOQ
OT29-SO-J09A1-15-0001	SW8290	1,2,3,4,7,8-HxCDD	pg/g	0.095	J	EMPC
OT29-SO-J09A1-15-0001	SW8290	1,2,3,4,7,8-HxCDF	pg/g	0.22	U	EB<LOQ
OT29-SO-J09A1-15-0001	SW8290	1,2,3,6,7,8-HxCDD	pg/g	0.27	J	EMPC
OT29-SO-J09A1-15-0001	SW8290	1,2,3,6,7,8-HxCDF	pg/g	0.12	U	EB<LOQ
OT29-SO-J09A1-15-0001	SW8290	1,2,3,7,8,9-HxCDD	pg/g	0.28	U	LB<LOQ, EMPC (J)
OT29-SO-J09A1-15-0001	SW8290	2,3,4,6,7,8-HxCDF	pg/g	0.067	U	EB<LOQ, EMPC (J)
OT29-SO-J09A1-15-0001	SW8290	OCDF	pg/g	5.1	U	LB<LOQ, EB<LOQ
OT29-SO-J09A1-15-0001	SW8290	Total HxCDD	pg/g	1.9	J	EMPC
OT29-SO-J09A1-15-0001	SW8290	Total HxCDF	pg/g	1.5	U	EB<LOQ, EMPC (J)
OT29-SO-J09A1-15-0001	SW8290	Total PeCDD	pg/g	0.091	J	EMPC
OT29-SO-J09A1-15-0001	SW8290	Total PeCDF	pg/g	0.21	J	EMPC
OT29-SO-J09A1-15-0001	SW8290	Total TCDD	pg/g	0.18	U	EB<LOQ, EMPC (J)
OT29-SO-J09A1-15-0001	SW8290	Total TCDF	pg/g	0.41	J	EMPC
OT29-SO-J09A1-15-1415	SW8260B	1,1,1-Trichloroethane	µg/Kg	1	UJ	IS<LCL
OT29-SO-J09A1-15-1415	SW8260B	1,1,2-Trichloro-1,2,2-trifluoroethane	µg/Kg	1	UJ	IS<LCL
OT29-SO-J09A1-15-1415	SW8260B	1,1,2-Trichloroethane	µg/Kg	1	UJ	IS<LCL
OT29-SO-J09A1-15-1415	SW8260B	1,1-Dichloroethane	µg/Kg	1	UJ	IS<LCL
OT29-SO-J09A1-15-1415	SW8260B	1,1-Dichloroethene	µg/Kg	1	UJ	IS<LCL
OT29-SO-J09A1-15-1415	SW8260B	1,2-Dibromoethane (EDB)	µg/Kg	1	UJ	IS<LCL
OT29-SO-J09A1-15-1415	SW8260B	1,2-Dichloroethane	µg/Kg	2	UJ	IS<LCL
OT29-SO-J09A1-15-1415	SW8260B	1,2-Dichloropropane	µg/Kg	2	UJ	IS<LCL
OT29-SO-J09A1-15-1415	SW8260B	2-Butanone (MEK)	µg/Kg	1.7	U	EB<LOQ, Sur>UCL (J)
OT29-SO-J09A1-15-1415	SW8260B	Acetone	µg/Kg	8.2	U	EB>LOQ
OT29-SO-J09A1-15-1415	SW8260B	Benzene	µg/Kg	0.72	J	IS<LCL, Sur>UCL
OT29-SO-J09A1-15-1415	SW8260B	Bromochloromethane	µg/Kg	2	UJ	IS<LCL
OT29-SO-J09A1-15-1415	SW8260B	Bromodichloromethane	µg/Kg	2	UJ	IS<LCL
OT29-SO-J09A1-15-1415	SW8260B	Bromoform	µg/Kg	1	UJ	IS<LCL
OT29-SO-J09A1-15-1415	SW8260B	Bromomethane	µg/Kg	2	UJ	IS<LCL
OT29-SO-J09A1-15-1415	SW8260B	Carbon disulfide	µg/Kg	1	UJ	IS<LCL
OT29-SO-J09A1-15-1415	SW8260B	Carbon tetrachloride	µg/Kg	2	UJ	IS<LCL
OT29-SO-J09A1-15-1415	SW8260B	Chlorobenzene	µg/Kg	1	UJ	IS<LCL
OT29-SO-J09A1-15-1415	SW8260B	Chloroethane	µg/Kg	1	UJ	IS<LCL
OT29-SO-J09A1-15-1415	SW8260B	Chloroform	µg/Kg	1	UJ	IS<LCL
OT29-SO-J09A1-15-1415	SW8260B	Chloromethane	µg/Kg	1	UJ	IS<LCL

Table 2. Summary of Data Qualification for Discrete Soil Samples for the Open Detonation Unit, Kirtland Air Force Base, December 2015

Sample Identification	Method	Analyte	Units	Final Result	Validation Flag	Validation Reason
OT29-SO-J09A1-15-1415	SW8260B	cis-1,2-Dichloroethene	µg/Kg	2	UJ	IS<LCL
OT29-SO-J09A1-15-1415	SW8260B	cis-1,3-Dichloropropene	µg/Kg	2	UJ	IS<LCL
OT29-SO-J09A1-15-1415	SW8260B	Cyclohexane	µg/Kg	1	UN	TIC
OT29-SO-J09A1-15-1415	SW8260B	Dibromochloromethane	µg/Kg	1	UJ	IS<LCL
OT29-SO-J09A1-15-1415	SW8260B	Dichlorodifluoromethane	µg/Kg	2	UJ	IS<LCL
OT29-SO-J09A1-15-1415	SW8260B	Ethylbenzene	µg/Kg	1	UJ	IS<LCL
OT29-SO-J09A1-15-1415	SW8260B	Isopropylbenzene	µg/Kg	2	UJ	IS<LCL
OT29-SO-J09A1-15-1415	SW8260B	Methyl acetate	µg/Kg	1	UN	TIC
OT29-SO-J09A1-15-1415	SW8260B	Methyl tert-butyl ether	µg/Kg	2	UJ	IS<LCL
OT29-SO-J09A1-15-1415	SW8260B	Methylcyclohexane	µg/Kg	1	UN	TIC
OT29-SO-J09A1-15-1415	SW8260B	Methylene Chloride	µg/Kg	2	UJ	IS<LCL
OT29-SO-J09A1-15-1415	SW8260B	m-Xylene & p-Xylene	µg/Kg	1.1	J	IS<LCL, Sur>UCL
OT29-SO-J09A1-15-1415	SW8260B	o-Xylene	µg/Kg	1	UJ	IS<LCL
OT29-SO-J09A1-15-1415	SW8260B	Styrene	µg/Kg	1	UJ	IS<LCL
OT29-SO-J09A1-15-1415	SW8260B	Tetrachloroethene	µg/Kg	2	UJ	IS<LCL
OT29-SO-J09A1-15-1415	SW8260B	Toluene	µg/Kg	1.5	J	IS<LCL, Sur>UCL
OT29-SO-J09A1-15-1415	SW8260B	trans-1,2-Dichloroethene	µg/Kg	1	UJ	IS<LCL
OT29-SO-J09A1-15-1415	SW8260B	trans-1,3-Dichloropropene	µg/Kg	2	UJ	IS<LCL
OT29-SO-J09A1-15-1415	SW8260B	Trichloroethene	µg/Kg	2	UJ	IS<LCL
OT29-SO-J09A1-15-1415	SW8260B	Trichlorofluoromethane	µg/Kg	1	UJ	IS<LCL
OT29-SO-J09A1-15-1415	SW8260B	Vinyl chloride	µg/Kg	1	UJ	IS<LCL
OT29-SO-J09A1-15-1415	SW8290	1,2,3,4,6,7,8-HpCDD	pg/g	0.13	U	LB<LOQ, EB<LOQ, EMPC (J)
OT29-SO-J09A1-15-1415	SW8290	1,2,3,4,6,7,8-HpCDF	pg/g	0.13	U	LB<LOQ
OT29-SO-J09A1-15-1415	SW8290	OCDD	pg/g	1.2	U	LB<LOQ
OT29-SO-J09A1-15-1415	SW8290	OCDF	pg/g	1.5	U	LB<LOQ, EB<LOQ
OT29-SO-J09A1-15-1415	SW8290	Total HpCDD	pg/g	0.27	U	LB<LOQ, EB<LOQ, EMPC (J)
OT29-SO-J09A1-15-1415	SW8290	Total HpCDF	pg/g	0.13	U	LB<LOQ
OT29-SO-J09A1-15-1415	SW8290	Total TCDD	pg/g	0.093	U	EB<LOQ
OT29-SO-J09B2-02-0001	SW6020	Arsenic	mg/Kg	6.4	J	FD>RPD
OT29-SO-J09B2-02-0001	SW6020	Copper	mg/Kg	77	J	FD>RPD
OT29-SO-J09B2-02-0001	SW6020	Zinc	mg/Kg	67	J	FD>RPD
OT29-SO-J09B2-02-0001	SW8260B	1,1,1-Trichloroethane	µg/Kg	1.1	UJ	IS<LCL
OT29-SO-J09B2-02-0001	SW8260B	1,1,2-Trichloro-1,2,2-trifluoroethane	µg/Kg	1.1	UJ	IS<LCL
OT29-SO-J09B2-02-0001	SW8260B	1,1,2-Trichloroethane	µg/Kg	1.1	UJ	IS<LCL
OT29-SO-J09B2-02-0001	SW8260B	1,1-Dichloroethane	µg/Kg	1.1	UJ	IS<LCL
OT29-SO-J09B2-02-0001	SW8260B	1,1-Dichloroethene	µg/Kg	1.1	UJ	IS<LCL
OT29-SO-J09B2-02-0001	SW8260B	1,2-Dibromoethane (EDB)	µg/Kg	1.1	UJ	IS<LCL
OT29-SO-J09B2-02-0001	SW8260B	1,2-Dichloroethane	µg/Kg	2.2	UJ	IS<LCL
OT29-SO-J09B2-02-0001	SW8260B	1,2-Dichloropropane	µg/Kg	2.2	UJ	IS<LCL
OT29-SO-J09B2-02-0001	SW8260B	2-Butanone (MEK)	µg/Kg	5	U	EB<LOQ, Sur>UCL (J)
OT29-SO-J09B2-02-0001	SW8260B	4-Methyl-2-pentanone (MIBK)	µg/Kg	2.2	UJ	IS<LCL
OT29-SO-J09B2-02-0001	SW8260B	Acetone	µg/Kg	27	U	EB>LOQ, Sur>UCL (J)
OT29-SO-J09B2-02-0001	SW8260B	Benzene	µg/Kg	1.7	J	IS<LCL, Sur>UCL
OT29-SO-J09B2-02-0001	SW8260B	Bromochloromethane	µg/Kg	2.2	UJ	IS<LCL
OT29-SO-J09B2-02-0001	SW8260B	Bromodichloromethane	µg/Kg	2.2	UJ	IS<LCL

Table 2. Summary of Data Qualification for Discrete Soil Samples for the Open Detonation Unit, Kirtland Air Force Base, December 2015

Sample Identification	Method	Analyte	Units	Final Result	Validation Flag	Validation Reason
OT29-SO-J09B2-02-0001	SW8260B	Bromoform	µg/Kg	1.1	UJ	IS<LCL
OT29-SO-J09B2-02-0001	SW8260B	Bromomethane	µg/Kg	2.2	UJ	IS<LCL
OT29-SO-J09B2-02-0001	SW8260B	Carbon disulfide	µg/Kg	1.1	UJ	IS<LCL
OT29-SO-J09B2-02-0001	SW8260B	Carbon tetrachloride	µg/Kg	2.2	UJ	IS<LCL
OT29-SO-J09B2-02-0001	SW8260B	Chlorobenzene	µg/Kg	1.1	UJ	IS<LCL
OT29-SO-J09B2-02-0001	SW8260B	Chloroethane	µg/Kg	1.1	UJ	IS<LCL
OT29-SO-J09B2-02-0001	SW8260B	Chloroform	µg/Kg	1.1	UJ	IS<LCL
OT29-SO-J09B2-02-0001	SW8260B	Chloromethane	µg/Kg	1.1	UJ	IS<LCL
OT29-SO-J09B2-02-0001	SW8260B	cis-1,2-Dichloroethene	µg/Kg	2.2	UJ	IS<LCL
OT29-SO-J09B2-02-0001	SW8260B	cis-1,3-Dichloropropene	µg/Kg	2.2	UJ	IS<LCL
OT29-SO-J09B2-02-0001	SW8260B	Cyclohexane	µg/Kg	1.1	UN	TIC
OT29-SO-J09B2-02-0001	SW8260B	Dibromochloromethane	µg/Kg	1.1	UJ	IS<LCL
OT29-SO-J09B2-02-0001	SW8260B	Dichlorodifluoromethane	µg/Kg	2.2	UJ	IS<LCL
OT29-SO-J09B2-02-0001	SW8260B	Ethylbenzene	µg/Kg	0.5	J	IS<LCL, Sur>UCL
OT29-SO-J09B2-02-0001	SW8260B	Isopropylbenzene	µg/Kg	2.2	UJ	IS<LCL
OT29-SO-J09B2-02-0001	SW8260B	Methyl acetate	µg/Kg	1.1	UN	TIC
OT29-SO-J09B2-02-0001	SW8260B	Methyl tert-butyl ether	µg/Kg	2.2	UJ	IS<LCL
OT29-SO-J09B2-02-0001	SW8260B	Methylcyclohexane	µg/Kg	1.1	UN	TIC
OT29-SO-J09B2-02-0001	SW8260B	Methylene Chloride	µg/Kg	2.2	UJ	IS<LCL
OT29-SO-J09B2-02-0001	SW8260B	m-Xylene & p-Xylene	µg/Kg	0.97	J	IS<LCL, Sur>UCL
OT29-SO-J09B2-02-0001	SW8260B	o-Xylene	µg/Kg	0.38	J	IS<LCL, Sur>UCL
OT29-SO-J09B2-02-0001	SW8260B	Styrene	µg/Kg	1.1	UJ	IS<LCL
OT29-SO-J09B2-02-0001	SW8260B	Tetrachloroethene	µg/Kg	2.2	UJ	IS<LCL
OT29-SO-J09B2-02-0001	SW8260B	Toluene	µg/Kg	3.5	J	IS<LCL, Sur>UCL
OT29-SO-J09B2-02-0001	SW8260B	trans-1,2-Dichloroethene	µg/Kg	1.1	UJ	IS<LCL
OT29-SO-J09B2-02-0001	SW8260B	trans-1,3-Dichloropropene	µg/Kg	2.2	UJ	IS<LCL
OT29-SO-J09B2-02-0001	SW8260B	Trichloroethene	µg/Kg	2.2	UJ	IS<LCL
OT29-SO-J09B2-02-0001	SW8260B	Trichlorofluoromethane	µg/Kg	1.1	UJ	IS<LCL
OT29-SO-J09B2-02-0001	SW8260B	Vinyl chloride	µg/Kg	1.1	UJ	IS<LCL
OT29-SO-J09B2-02-0001	SW8290	1,2,3,4,6,7,8-HpCDF	pg/g	1.4	U	EB<LOQ
OT29-SO-J09B2-02-0001	SW8290	1,2,3,4,7,8-HxCDF	pg/g	0.28	J	EMPC
OT29-SO-J09B2-02-0001	SW8290	1,2,3,6,7,8-HxCDF	pg/g	0.21	U	EB<LOQ
OT29-SO-J09B2-02-0001	SW8290	1,2,3,7,8,9-HxCDF	pg/g	0.16	U	EB<LOQ
OT29-SO-J09B2-02-0001	SW8290	1,2,3,7,8-PeCDD	pg/g	0.095	J	EMPC
OT29-SO-J09B2-02-0001	SW8290	1,2,3,7,8-PeCDF	pg/g	0.13	J	EMPC
OT29-SO-J09B2-02-0001	SW8290	2,3,4,6,7,8-HxCDF	pg/g	0.16	U	EB<LOQ, EMPC (J)
OT29-SO-J09B2-02-0001	SW8290	OCDF	pg/g	5.4	U	LB<LOQ, EB<LOQ
OT29-SO-J09B2-02-0001	SW8290	Total HxCDD	pg/g	2.1	J	EMPC
OT29-SO-J09B2-02-0001	SW8290	Total HxCDF	pg/g	1.7	U	EB<LOQ, EMPC (J)
OT29-SO-J09B2-02-0001	SW8290	Total PeCDD	pg/g	0.095	J	EMPC
OT29-SO-J09B2-02-0001	SW8290	Total PeCDF	pg/g	0.54	J	EMPC
OT29-SO-J09B2-02-0001	SW8290	Total TCDF	pg/g	1.4	J	EMPC
OT29-SO-J09B2-02-0001	SW8330B	Nitroglycerin	mg/Kg	2.1	J	FD>RPD
OT29-SO-J09B2-02-0001	SW8330B	Tetryl	mg/Kg	3.7	J	FD>RPD
OT29-SO-J09B2-02-0405	SW8290	1,2,3,4,6,7,8-HpCDD	pg/g	3	U	EB<LOQ
OT29-SO-J09B2-02-0405	SW8290	1,2,3,4,6,7,8-HpCDF	pg/g	0.6	U	EB<LOQ

Table 2. Summary of Data Qualification for Discrete Soil Samples for the Open Detonation Unit, Kirtland Air Force Base, December 2015

Sample Identification	Method	Analyte	Units	Final Result	Validation Flag	Validation Reason
OT29-SO-J09B2-02-0405	SW8290	1,2,3,4,7,8,9-HpCDF	pg/g	0.27	J	EMPC
OT29-SO-J09B2-02-0405	SW8290	1,2,3,4,7,8-HxCDD	pg/g	0.09	J	EMPC
OT29-SO-J09B2-02-0405	SW8290	1,2,3,6,7,8-HxCDF	pg/g	0.15	U	EB<LOQ, EMPC (J)
OT29-SO-J09B2-02-0405	SW8290	1,2,3,7,8,9-HxCDF	pg/g	0.046	U	EB<LOQ, EMPC (J)
OT29-SO-J09B2-02-0405	SW8290	2,3,4,6,7,8-HxCDF	pg/g	0.1	U	EB<LOQ
OT29-SO-J09B2-02-0405	SW8290	OCDF	pg/g	2.9	U	LB<LOQ, EB<LOQ
OT29-SO-J09B2-02-0405	SW8290	Total HpCDD	pg/g	5.5	U	EB<LOQ
OT29-SO-J09B2-02-0405	SW8290	Total HpCDF	pg/g	1.8	U	EB<LOQ, EMPC (J)
OT29-SO-J09B2-02-0405	SW8290	Total HxCDD	pg/g	1.4	J	EMPC
OT29-SO-J09B2-02-0405	SW8290	Total HxCDF	pg/g	1	U	EB<LOQ, EMPC (J)
OT29-SO-J09B2-02-0405	SW8290	Total PeCDF	pg/g	1.2	J	EMPC
OT29-SO-J09B2-02-0405	SW8290	Total TCDD	pg/g	0.06	J	EMPC
OT29-SO-J09B2-02-0405	SW8290	Total TCDF	pg/g	2.9	J	EMPC
OT29-SO-J09B2-02-0910	SW8290	1,2,3,4,6,7,8-HpCDF	pg/g	1	U	EB<LOQ
OT29-SO-J09B2-02-0910	SW8290	1,2,3,4,7,8-HxCDD	pg/g	0.065	J	EMPC
OT29-SO-J09B2-02-0910	SW8290	1,2,3,6,7,8-HxCDF	pg/g	0.11	U	EB<LOQ
OT29-SO-J09B2-02-0910	SW8290	1,2,3,7,8,9-HxCDD	pg/g	0.16	U	LB<LOQ
OT29-SO-J09B2-02-0910	SW8290	1,2,3,7,8-PeCDF	pg/g	0.13	J	EMPC
OT29-SO-J09B2-02-0910	SW8290	2,3,4,6,7,8-HxCDF	pg/g	0.066	U	EB<LOQ, EMPC (J)
OT29-SO-J09B2-02-0910	SW8290	2,3,4,7,8-PeCDF	pg/g	0.092	J	EMPC
OT29-SO-J09B2-02-0910	SW8290	OCDF	pg/g	4	U	LB<LOQ, EB<LOQ
OT29-SO-J09B2-02-0910	SW8290	Total HpCDD	pg/g	9.3	U	EB<LOQ
OT29-SO-J09B2-02-0910	SW8290	Total HpCDF	pg/g	2.9	U	EB<LOQ
OT29-SO-J09B2-02-0910	SW8290	Total HxCDD	pg/g	1.3	J	EMPC
OT29-SO-J09B2-02-0910	SW8290	Total HxCDF	pg/g	1.2	U	EB<LOQ, EMPC (J)
OT29-SO-J09B2-02-0910	SW8290	Total PeCDD	pg/g	0.072	J	EMPC
OT29-SO-J09B2-02-0910	SW8290	Total PeCDF	pg/g	1.2	J	EMPC
OT29-SO-J09B2-02-0910	SW8290	Total TCDF	pg/g	5.4	J	EMPC
OT29-SO-J09B2-02-1415	SW8260B	2-Butanone (MEK)	µg/Kg	2.4	U	EB<LOQ, Sur>UCL (J)
OT29-SO-J09B2-02-1415	SW8260B	Acetone	µg/Kg	13	U	EB>LOQ, Sur>UCL (J)
OT29-SO-J09B2-02-1415	SW8260B	Cyclohexane	µg/Kg	1.3	UN	TIC
OT29-SO-J09B2-02-1415	SW8260B	Methyl acetate	µg/Kg	1.3	UN	TIC
OT29-SO-J09B2-02-1415	SW8260B	Methylcyclohexane	µg/Kg	1.3	UN	TIC
OT29-SO-J09B2-02-1415	SW8270C	Acetophenone	µg/Kg	9.9	U	EB>LOQ
OT29-SO-J09B2-02-1415	SW8270C	Bis(2-ethylhexyl) phthalate	µg/Kg	22	U	LB<LOQ
OT29-SO-J09B2-02-1415	SW8290	1,2,3,4,6,7,8-HpCDD	pg/g	1.4	U	EB<LOQ
OT29-SO-J09B2-02-1415	SW8290	1,2,3,6,7,8-HxCDD	pg/g	0.076	J	EMPC
OT29-SO-J09B2-02-1415	SW8290	1,2,3,6,7,8-HxCDF	pg/g	0.18	U	EB<LOQ, EMPC (J)
OT29-SO-J09B2-02-1415	SW8290	1,2,3,7,8,9-HxCDD	pg/g	0.051	J	EMPC
OT29-SO-J09B2-02-1415	SW8290	1,2,3,7,8,9-HxCDD	pg/g	0.051	U	LB<LOQ
OT29-SO-J09B2-02-1415	SW8290	1,2,3,7,8,9-HxCDF	pg/g	0.1	U	EB<LOQ
OT29-SO-J09B2-02-1415	SW8290	2,3,4,6,7,8-HxCDF	pg/g	0.15	U	EB<LOQ, EMPC (J)
OT29-SO-J09B2-02-1415	SW8290	2,3,4,7,8-PeCDF	pg/g	0.055	J	EMPC
OT29-SO-J09B2-02-1415	SW8290	Total HpCDD	pg/g	2.4	U	EB<LOQ
OT29-SO-J09B2-02-1415	SW8290	Total HxCDD	pg/g	0.19	U	LB<LOQ, EMPC (J)
OT29-SO-J09B2-02-1415	SW8290	Total HxCDF	pg/g	2.2	U	EB<LOQ, EMPC (J)

Table 2. Summary of Data Qualification for Discrete Soil Samples for the Open Detonation Unit, Kirtland Air Force Base, December 2015

Sample Identification	Method	Analyte	Units	Final Result	Validation Flag	Validation Reason
OT29-SO-J09B2-02-1415	SW8290	Total PeCDF	pg/g	0.11	J	EMPC
OT29-SO-J09B2-04-0001	SW6020	Copper	mg/Kg	37	J	FD>RPD
OT29-SO-J09B2-04-0001	SW8260B	2-Butanone (MEK)	µg/Kg	3.9	U	EB<LOQ
OT29-SO-J09B2-04-0001	SW8260B	Acetone	µg/Kg	17	U	EB>LOQ
OT29-SO-J09B2-04-0001	SW8260B	Cyclohexane	µg/Kg	0.96	UN	TIC
OT29-SO-J09B2-04-0001	SW8260B	Methyl acetate	µg/Kg	0.96	UN	TIC
OT29-SO-J09B2-04-0001	SW8260B	Methylcyclohexane	µg/Kg	0.96	UN	TIC
OT29-SO-J09B2-04-0001	SW8270C	2,4-Dinitrotoluene	µg/Kg	72	UJ	FD>RPD
OT29-SO-J09B2-04-0001	SW8270C	2,6-Dinitrotoluene	µg/Kg	72	UJ	FD>RPD
OT29-SO-J09B2-04-0001	SW8270C	Bis(2-ethylhexyl) phthalate	µg/Kg	36	U	LB<LOQ
OT29-SO-J09B2-04-0001	SW8270C	Di-n-butyl phthalate	µg/Kg	36	UJ	FD>RPD
OT29-SO-J09B2-04-0001	SW8290	1,2,3,4,6,7,8-HpCDF	pg/g	1.1	U	EB<LOQ, EMPC (J)
OT29-SO-J09B2-04-0001	SW8290	1,2,3,6,7,8-HxCDD	pg/g	0.28	J	EMPC
OT29-SO-J09B2-04-0001	SW8290	1,2,3,6,7,8-HxCDF	pg/g	0.1	U	EB<LOQ
OT29-SO-J09B2-04-0001	SW8290	2,3,7,8-TCDD	pg/g	0.042	J	EMPC
OT29-SO-J09B2-04-0001	SW8290	OCDF	pg/g	3.4	U	LB<LOQ, EB<LOQ
OT29-SO-J09B2-04-0001	SW8290	Total HpCDD	pg/g	11	J	EMPC
OT29-SO-J09B2-04-0001	SW8290	Total HpCDF	pg/g	2.7	U	EB<LOQ, EMPC (J)
OT29-SO-J09B2-04-0001	SW8290	Total HxCDD	pg/g	1.6	J	EMPC
OT29-SO-J09B2-04-0001	SW8290	Total HxCDF	pg/g	0.41	U	EB<LOQ, EMPC (J)
OT29-SO-J09B2-04-0001	SW8290	Total TCDD	pg/g	0.11	J	EMPC
OT29-SO-J09B2-04-0001	SW8290	Total TCDF	pg/g	0.69	J	EMPC
OT29-SO-J09B2-04-0405	SW8290	1,2,3,4,6,7,8-HpCDD	pg/g	3.3	U	EB<LOQ
OT29-SO-J09B2-04-0405	SW8290	1,2,3,6,7,8-HxCDD	pg/g	0.28	J	EMPC
OT29-SO-J09B2-04-0405	SW8290	OCDD	pg/g	18	U	EB<LOQ
OT29-SO-J09B2-04-0405	SW8290	Total HpCDD	pg/g	5.5	U	EB<LOQ, EMPC (J)
OT29-SO-J09B2-04-0405	SW8290	Total HxCDD	pg/g	2.2	J	EMPC
OT29-SO-J09B2-04-0405	SW8290	Total PeCDD	pg/g	0.37	J	EMPC
OT29-SO-J09B2-04-0405	SW8290	Total PeCDF	pg/g	36	J	EMPC
OT29-SO-J09B2-04-0405	SW8290	Total TCDD	pg/g	0.083	J	EMPC
OT29-SO-J09B2-04-0405	SW8290	Total TCDF	pg/g	16	J	EMPC
OT29-SO-J09B2-04-0910	SW8290	1,2,3,4,6,7,8-HpCDF	pg/g	0.32	U	LB<LOQ, EB<LOQ
OT29-SO-J09B2-04-0910	SW8290	OCDD	pg/g	0.24	U	LB<LOQ, EB<LOQ
OT29-SO-J09B2-04-0910	SW8290	OCDF	pg/g	0.91	U	LB<LOQ, EB<LOQ
OT29-SO-J09B2-04-0910	SW8290	Total HpCDD	pg/g	0.08	U	LB<LOQ, EB<LOQ, EMPC (J)
OT29-SO-J09B2-04-0910	SW8290	Total HpCDF	pg/g	0.32	U	LB<LOQ, EB<LOQ
OT29-SO-J09B2-04-0910	SW8290	Total HxCDF	pg/g	0.2	U	EB<LOQ
OT29-SO-J09B2-04-0910	SW8290	Total PeCDD	pg/g	0.073	J	EMPC
OT29-SO-J09B2-04-1415	SW8260B	2-Butanone (MEK)	µg/Kg	2.9	U	EB<LOQ
OT29-SO-J09B2-04-1415	SW8260B	Acetone	µg/Kg	12	U	EB>LOQ
OT29-SO-J09B2-04-1415	SW8260B	Cyclohexane	µg/Kg	1	UN	TIC
OT29-SO-J09B2-04-1415	SW8260B	Methyl acetate	µg/Kg	1	UN	TIC
OT29-SO-J09B2-04-1415	SW8260B	Methylcyclohexane	µg/Kg	1	UN	TIC
OT29-SO-J09B2-04-1415	SW8270C	Bis(2-ethylhexyl) phthalate	µg/Kg	58	U	LB<LOQ
OT29-SO-J09B2-04-1415	SW8290	1,2,3,4,6,7,8-HpCDD	pg/g	0.055	U	LB<LOQ, EB<LOQ
OT29-SO-J09B2-04-1415	SW8290	1,2,3,4,6,7,8-HpCDF	pg/g	0.67	U	LB<LOQ, EB<LOQ

Table 2. Summary of Data Qualification for Discrete Soil Samples for the Open Detonation Unit, Kirtland Air Force Base, December 2015

Sample Identification	Method	Analyte	Units	Final Result	Validation Flag	Validation Reason
OT29-SO-J09B2-04-1415	SW8290	OCDD	pg/g	0.32	U	LB<LOQ, EB<LOQ, EMPC (J)
OT29-SO-J09B2-04-1415	SW8290	OCDF	pg/g	3.3	U	LB<LOQ, EB<LOQ
OT29-SO-J09B2-04-1415	SW8290	Total HpCDD	pg/g	0.19	U	LB<LOQ, EB<LOQ, EMPC (J)
OT29-SO-J09B2-04-1415	SW8290	Total HpCDF	pg/g	0.67	U	LB<LOQ, EB<LOQ
OT29-SO-J09B2-04-1415	SW8290	Total PeCDD	pg/g	0.12	J	EMPC
OT29-SO-J09B2-06-0001	SW8260B	1,1,1-Trichloroethane	µg/Kg	1.2	UJ	IS<LCL
OT29-SO-J09B2-06-0001	SW8260B	1,1,2-Trichloro-1,2,2-trifluoroethane	µg/Kg	1.2	UJ	IS<LCL
OT29-SO-J09B2-06-0001	SW8260B	1,1,2-Trichloroethane	µg/Kg	1.2	UJ	IS<LCL
OT29-SO-J09B2-06-0001	SW8260B	1,1-Dichloroethane	µg/Kg	1.2	UJ	IS<LCL
OT29-SO-J09B2-06-0001	SW8260B	1,1-Dichloroethene	µg/Kg	1.2	UJ	IS<LCL
OT29-SO-J09B2-06-0001	SW8260B	1,2-Dibromoethane (EDB)	µg/Kg	1.2	UJ	IS<LCL
OT29-SO-J09B2-06-0001	SW8260B	1,2-Dichloroethane	µg/Kg	2.5	UJ	IS<LCL
OT29-SO-J09B2-06-0001	SW8260B	1,2-Dichloropropane	µg/Kg	2.5	UJ	IS<LCL
OT29-SO-J09B2-06-0001	SW8260B	Acetone	µg/Kg	21	U	EB>LOQ
OT29-SO-J09B2-06-0001	SW8260B	Benzene	µg/Kg	0.94	J	IS<LCL
OT29-SO-J09B2-06-0001	SW8260B	Bromochloromethane	µg/Kg	2.5	UJ	IS<LCL
OT29-SO-J09B2-06-0001	SW8260B	Bromodichloromethane	µg/Kg	2.5	UJ	IS<LCL
OT29-SO-J09B2-06-0001	SW8260B	Bromoform	µg/Kg	1.2	UJ	IS<LCL
OT29-SO-J09B2-06-0001	SW8260B	Bromomethane	µg/Kg	2.5	UJ	IS<LCL
OT29-SO-J09B2-06-0001	SW8260B	Carbon disulfide	µg/Kg	1.2	UJ	IS<LCL
OT29-SO-J09B2-06-0001	SW8260B	Carbon tetrachloride	µg/Kg	2.5	UJ	IS<LCL
OT29-SO-J09B2-06-0001	SW8260B	Chlorobenzene	µg/Kg	1.2	UJ	IS<LCL
OT29-SO-J09B2-06-0001	SW8260B	Chloroethane	µg/Kg	1.2	UJ	IS<LCL
OT29-SO-J09B2-06-0001	SW8260B	Chloroform	µg/Kg	1.2	UJ	IS<LCL
OT29-SO-J09B2-06-0001	SW8260B	Chloromethane	µg/Kg	1.2	UJ	IS<LCL
OT29-SO-J09B2-06-0001	SW8260B	cis-1,2-Dichloroethene	µg/Kg	2.5	UJ	IS<LCL
OT29-SO-J09B2-06-0001	SW8260B	cis-1,3-Dichloropropene	µg/Kg	2.5	UJ	IS<LCL
OT29-SO-J09B2-06-0001	SW8260B	Cyclohexane	µg/Kg	1.2	UN	TIC
OT29-SO-J09B2-06-0001	SW8260B	Cyclohexane	µg/Kg	1.2	UJ	IS<LCL
OT29-SO-J09B2-06-0001	SW8260B	Dibromochloromethane	µg/Kg	1.2	UJ	IS<LCL
OT29-SO-J09B2-06-0001	SW8260B	Dichlorodifluoromethane	µg/Kg	2.5	UJ	IS<LCL
OT29-SO-J09B2-06-0001	SW8260B	Ethylbenzene	µg/Kg	1.2	UJ	IS<LCL
OT29-SO-J09B2-06-0001	SW8260B	Isopropylbenzene	µg/Kg	2.5	UJ	IS<LCL
OT29-SO-J09B2-06-0001	SW8260B	Methyl acetate	µg/Kg	1.2	UN	TIC
OT29-SO-J09B2-06-0001	SW8260B	Methyl acetate	µg/Kg	1.2	UJ	IS<LCL
OT29-SO-J09B2-06-0001	SW8260B	Methyl tert-butyl ether	µg/Kg	2.5	UJ	IS<LCL
OT29-SO-J09B2-06-0001	SW8260B	Methylcyclohexane	µg/Kg	1.2	UN	TIC
OT29-SO-J09B2-06-0001	SW8260B	Methylcyclohexane	µg/Kg	1.2	UJ	IS<LCL
OT29-SO-J09B2-06-0001	SW8260B	Methylene Chloride	µg/Kg	2.5	UJ	IS<LCL
OT29-SO-J09B2-06-0001	SW8260B	m-Xylene & p-Xylene	µg/Kg	2.5	UJ	IS<LCL
OT29-SO-J09B2-06-0001	SW8260B	o-Xylene	µg/Kg	1.2	UJ	IS<LCL
OT29-SO-J09B2-06-0001	SW8260B	Styrene	µg/Kg	1.2	UJ	IS<LCL
OT29-SO-J09B2-06-0001	SW8260B	Tetrachloroethene	µg/Kg	2.5	UJ	IS<LCL
OT29-SO-J09B2-06-0001	SW8260B	Toluene	µg/Kg	2	J	IS<LCL
OT29-SO-J09B2-06-0001	SW8260B	trans-1,2-Dichloroethene	µg/Kg	1.2	UJ	IS<LCL

Table 2. Summary of Data Qualification for Discrete Soil Samples for the Open Detonation Unit, Kirtland Air Force Base, December 2015

Sample Identification	Method	Analyte	Units	Final Result	Validation Flag	Validation Reason
OT29-SO-J09B2-06-0001	SW8260B	trans-1,3-Dichloropropene	µg/Kg	2.5	UJ	IS<LCL
OT29-SO-J09B2-06-0001	SW8260B	Trichloroethene	µg/Kg	2.5	UJ	IS<LCL
OT29-SO-J09B2-06-0001	SW8260B	Trichlorofluoromethane	µg/Kg	1.2	UJ	IS<LCL
OT29-SO-J09B2-06-0001	SW8260B	Vinyl chloride	µg/Kg	1.2	UJ	IS<LCL
OT29-SO-J09B2-06-0001	SW8270C	Bis(2-ethylhexyl) phthalate	µg/Kg	26	U	LB<LOQ
OT29-SO-J09B2-06-0001	SW8270C	Di-n-butyl phthalate	µg/Kg	120	U	LB<LOQ
OT29-SO-J09B2-06-0001	SW8290	1,2,3,4,6,7,8-HpCDF	pg/g	1	U	LB<LOQ, EB<LOQ
OT29-SO-J09B2-06-0001	SW8290	1,2,3,4,7,8-HxCDD	pg/g	0.12	J	EMPC
OT29-SO-J09B2-06-0001	SW8290	1,2,3,6,7,8-HxCDF	pg/g	0.11	U	EB<LOQ
OT29-SO-J09B2-06-0001	SW8290	1,2,3,7,8,9-HxCDF	pg/g	0.063	U	EB<LOQ
OT29-SO-J09B2-06-0001	SW8290	2,3,4,6,7,8-HxCDF	pg/g	0.087	U	EB<LOQ
OT29-SO-J09B2-06-0001	SW8290	2,3,7,8-TCDD	pg/g	0.066	J	EMPC
OT29-SO-J09B2-06-0001	SW8290	2,3,7,8-TCDF	pg/g	0.12	J	EMPC
OT29-SO-J09B2-06-0001	SW8290	OCDF	pg/g	3.3	U	LB<LOQ, EB<LOQ
OT29-SO-J09B2-06-0001	SW8290	Total HpCDF	pg/g	2.9	U	EB<LOQ, EMPC (J)
OT29-SO-J09B2-06-0001	SW8290	Total HxCDD	pg/g	1.4	J	EMPC
OT29-SO-J09B2-06-0001	SW8290	Total HxCDF	pg/g	1.5	U	EB<LOQ, EMPC (J)
OT29-SO-J09B2-06-0001	SW8290	Total TCDD	pg/g	0.14	J	EMPC
OT29-SO-J09B2-06-0001	SW8290	Total TCDF	pg/g	0.96	J	EMPC
OT29-SO-J09B2-06-0405	SW8290	1,2,3,4,6,7,8-HpCDD	pg/g	0.81	U	EB<LOQ
OT29-SO-J09B2-06-0405	SW8290	1,2,3,4,6,7,8-HpCDF	pg/g	0.26	U	LB<LOQ, EB<LOQ
OT29-SO-J09B2-06-0405	SW8290	OCDD	pg/g	7.3	U	EB<LOQ
OT29-SO-J09B2-06-0405	SW8290	OCDF	pg/g	0.89	U	LB<LOQ, EB<LOQ, EMPC (J)
OT29-SO-J09B2-06-0405	SW8290	Total HpCDD	pg/g	1.5	U	EB<LOQ, EMPC (J)
OT29-SO-J09B2-06-0405	SW8290	Total HpCDF	pg/g	0.52	U	LB<LOQ, EB<LOQ, EMPC (J)
OT29-SO-J09B2-06-0405	SW8290	Total TCDF	pg/g	0.16	J	EMPC
OT29-SO-J09B2-06-0910	SW8290	1,2,3,4,6,7,8-HpCDF	pg/g	1.3	U	EB<LOQ, EMPC (J)
OT29-SO-J09B2-06-0910	SW8290	1,2,3,4,7,8-HxCDD	pg/g	0.055	J	EMPC
OT29-SO-J09B2-06-0910	SW8290	1,2,3,4,7,8-HxCDF	pg/g	0.35	J	EMPC
OT29-SO-J09B2-06-0910	SW8290	1,2,3,6,7,8-HxCDF	pg/g	0.14	U	EB<LOQ, EMPC (J)
OT29-SO-J09B2-06-0910	SW8290	1,2,3,7,8,9-HxCDF	pg/g	0.047	U	EB<LOQ, EMPC (J)
OT29-SO-J09B2-06-0910	SW8290	1,2,3,7,8-PeCDF	pg/g	0.19	J	EMPC
OT29-SO-J09B2-06-0910	SW8290	2,3,4,6,7,8-HxCDF	pg/g	0.095	U	EB<LOQ
OT29-SO-J09B2-06-0910	SW8290	OCDF	pg/g	5	U	LB<LOQ, EB<LOQ
OT29-SO-J09B2-06-0910	SW8290	Total HpCDF	pg/g	3.4	U	EB<LOQ
OT29-SO-J09B2-06-0910	SW8290	Total HxCDD	pg/g	1.4	J	EMPC
OT29-SO-J09B2-06-0910	SW8290	Total HxCDF	pg/g	1.5	U	EB<LOQ, EMPC (J)
OT29-SO-J09B2-06-0910	SW8290	Total PeCDF	pg/g	0.97	J	EMPC
OT29-SO-J09B2-06-0910	SW8290	Total TCDD	pg/g	0.25	J	EMPC
OT29-SO-J09B2-06-0910	SW8290	Total TCDF	pg/g	2.1	J	EMPC
OT29-SO-J09B2-06-0910	SW8330B	Nitroglycerin	mg/Kg	0.25	UJ	MSRPD
OT29-SO-J09B2-06-1415	SW8260B	1,1,1-Trichloroethane	µg/Kg	1.1	UJ	IS<LCL
OT29-SO-J09B2-06-1415	SW8260B	1,1,2,2-Tetrachloroethane	µg/Kg	2.1	UJ	IS<LCL
OT29-SO-J09B2-06-1415	SW8260B	1,1,2-Trichloro-1,2,2-trifluoroethane	µg/Kg	1.1	UJ	IS<LCL
OT29-SO-J09B2-06-1415	SW8260B	1,1,2-Trichloroethane	µg/Kg	1.1	UJ	IS<LCL

Table 2. Summary of Data Qualification for Discrete Soil Samples for the Open Detonation Unit, Kirtland Air Force Base, December 2015

Sample Identification	Method	Analyte	Units	Final Result	Validation Flag	Validation Reason
OT29-SO-J09B2-06-1415	SW8260B	1,1-Dichloroethane	µg/Kg	1.1	UJ	IS<LCL
OT29-SO-J09B2-06-1415	SW8260B	1,1-Dichloroethene	µg/Kg	1.1	UJ	IS<LCL
OT29-SO-J09B2-06-1415	SW8260B	1,2,3-Trichlorobenzene	µg/Kg	2.1	UJ	IS<LCL
OT29-SO-J09B2-06-1415	SW8260B	1,2,3-Trichloropropane	µg/Kg	2.1	UJ	IS<LCL
OT29-SO-J09B2-06-1415	SW8260B	1,2,4-Trichlorobenzene	µg/Kg	2.1	UJ	IS<LCL
OT29-SO-J09B2-06-1415	SW8260B	1,2,4-Trimethylbenzene	µg/Kg	2.1	UJ	IS<LCL
OT29-SO-J09B2-06-1415	SW8260B	1,2-Dibromo-3-Chloropropane	µg/Kg	2.1	UJ	IS<LCL
OT29-SO-J09B2-06-1415	SW8260B	1,2-Dibromoethane (EDB)	µg/Kg	1.1	UJ	IS<LCL
OT29-SO-J09B2-06-1415	SW8260B	1,2-Dichlorobenzene	µg/Kg	2.1	UJ	IS<LCL
OT29-SO-J09B2-06-1415	SW8260B	1,2-Dichloroethane	µg/Kg	2.1	UJ	IS<LCL
OT29-SO-J09B2-06-1415	SW8260B	1,2-Dichloropropane	µg/Kg	2.1	UJ	IS<LCL
OT29-SO-J09B2-06-1415	SW8260B	1,3,5-Trimethylbenzene	µg/Kg	1.1	UJ	IS<LCL
OT29-SO-J09B2-06-1415	SW8260B	1,3-Dichlorobenzene	µg/Kg	1.1	UJ	IS<LCL
OT29-SO-J09B2-06-1415	SW8260B	1,4-Dichlorobenzene	µg/Kg	2.1	UJ	IS<LCL
OT29-SO-J09B2-06-1415	SW8260B	1,4-Dioxane	µg/Kg	79	UJ	IS<LCL
OT29-SO-J09B2-06-1415	SW8260B	2-Butanone (MEK)	µg/Kg	5.3	UJ	IS<LCL
OT29-SO-J09B2-06-1415	SW8260B	2-Hexanone	µg/Kg	2.1	UJ	IS<LCL
OT29-SO-J09B2-06-1415	SW8260B	4-Methyl-2-pentanone (MIBK)	µg/Kg	2.1	UJ	IS<LCL
OT29-SO-J09B2-06-1415	SW8260B	Acetone	µg/Kg	16	U	EB>LOQ, IS<LCL (J), Sur>UCL(J)
OT29-SO-J09B2-06-1415	SW8260B	Benzene	µg/Kg	1.1	UJ	IS<LCL
OT29-SO-J09B2-06-1415	SW8260B	Bromochloromethane	µg/Kg	2.1	UJ	IS<LCL
OT29-SO-J09B2-06-1415	SW8260B	Bromodichloromethane	µg/Kg	2.1	UJ	IS<LCL
OT29-SO-J09B2-06-1415	SW8260B	Bromoform	µg/Kg	1.1	UJ	IS<LCL
OT29-SO-J09B2-06-1415	SW8260B	Bromomethane	µg/Kg	2.1	UJ	IS<LCL
OT29-SO-J09B2-06-1415	SW8260B	Carbon disulfide	µg/Kg	1.1	UJ	IS<LCL
OT29-SO-J09B2-06-1415	SW8260B	Carbon tetrachloride	µg/Kg	2.1	UJ	IS<LCL
OT29-SO-J09B2-06-1415	SW8260B	Chlorobenzene	µg/Kg	1.1	UJ	IS<LCL
OT29-SO-J09B2-06-1415	SW8260B	Chloroethane	µg/Kg	1.1	UJ	IS<LCL
OT29-SO-J09B2-06-1415	SW8260B	Chloroform	µg/Kg	1.1	UJ	IS<LCL
OT29-SO-J09B2-06-1415	SW8260B	Chloromethane	µg/Kg	1.1	UJ	IS<LCL
OT29-SO-J09B2-06-1415	SW8260B	cis-1,2-Dichloroethene	µg/Kg	2.1	UJ	IS<LCL
OT29-SO-J09B2-06-1415	SW8260B	cis-1,3-Dichloropropene	µg/Kg	2.1	UJ	IS<LCL
OT29-SO-J09B2-06-1415	SW8260B	Cyclohexane	µg/Kg	1.1	UN	TIC
OT29-SO-J09B2-06-1415	SW8260B	Dibromochloromethane	µg/Kg	1.1	UJ	IS<LCL
OT29-SO-J09B2-06-1415	SW8260B	Dichlorodifluoromethane	µg/Kg	2.1	UJ	IS<LCL
OT29-SO-J09B2-06-1415	SW8260B	Ethylbenzene	µg/Kg	1.1	UJ	IS<LCL
OT29-SO-J09B2-06-1415	SW8260B	Isopropylbenzene	µg/Kg	2.1	UJ	IS<LCL
OT29-SO-J09B2-06-1415	SW8260B	Methyl acetate	µg/Kg	1.1	UN	TIC
OT29-SO-J09B2-06-1415	SW8260B	Methyl tert-butyl ether	µg/Kg	2.1	UJ	IS<LCL
OT29-SO-J09B2-06-1415	SW8260B	Methylcyclohexane	µg/Kg	1.1	UN	TIC
OT29-SO-J09B2-06-1415	SW8260B	Methylene Chloride	µg/Kg	2.1	UJ	IS<LCL
OT29-SO-J09B2-06-1415	SW8260B	m-Xylene & p-Xylene	µg/Kg	2.1	UJ	IS<LCL
OT29-SO-J09B2-06-1415	SW8260B	Naphthalene	µg/Kg	2.1	UJ	IS<LCL
OT29-SO-J09B2-06-1415	SW8260B	o-Xylene	µg/Kg	1.1	UJ	IS<LCL
OT29-SO-J09B2-06-1415	SW8260B	Styrene	µg/Kg	1.1	UJ	IS<LCL
OT29-SO-J09B2-06-1415	SW8260B	Tetrachloroethene	µg/Kg	2.1	UJ	IS<LCL

Table 2. Summary of Data Qualification for Discrete Soil Samples for the Open Detonation Unit, Kirtland Air Force Base, December 2015

Sample Identification	Method	Analyte	Units	Final Result	Validation Flag	Validation Reason
OT29-SO-J09B2-06-1415	SW8260B	Toluene	µg/Kg	0.91	J	IS<LCL, Sur>UCL
OT29-SO-J09B2-06-1415	SW8260B	trans-1,2-Dichloroethene	µg/Kg	1.1	UJ	IS<LCL
OT29-SO-J09B2-06-1415	SW8260B	trans-1,3-Dichloropropene	µg/Kg	2.1	UJ	IS<LCL
OT29-SO-J09B2-06-1415	SW8260B	Trichloroethene	µg/Kg	2.1	UJ	IS<LCL
OT29-SO-J09B2-06-1415	SW8260B	Trichlorofluoromethane	µg/Kg	1.1	UJ	IS<LCL
OT29-SO-J09B2-06-1415	SW8260B	Vinyl chloride	µg/Kg	1.1	UJ	IS<LCL
OT29-SO-J09B2-06-1415	SW8270C	Bis(2-ethylhexyl) phthalate	µg/Kg	120	U	LB<LOQ
OT29-SO-J09B2-06-1415	SW8290	1,2,3,4,6,7,8-HpCDD	pg/g	0.093	U	LB<LOQ, EB<LOQ
OT29-SO-J09B2-06-1415	SW8290	1,2,3,4,6,7,8-HpCDF	pg/g	0.1	U	LB<LOQ, EB<LOQ
OT29-SO-J09B2-06-1415	SW8290	OCDD	pg/g	0.82	U	LB<LOQ, EB<LOQ
OT29-SO-J09B2-06-1415	SW8290	OCDF	pg/g	1.5	U	LB<LOQ, EB<LOQ
OT29-SO-J09B2-06-1415	SW8290	Total HpCDD	pg/g	0.21	U	LB<LOQ, EB<LOQ, EMPC (J)
OT29-SO-J09B2-06-1415	SW8290	Total HpCDF	pg/g	0.1	U	LB<LOQ, EB<LOQ
OT29-SO-J09B2-06-1415	SW8290	Total TCDD	pg/g	0.24	J	EMPC
OT29-SO-J09B2-08-0001	SW8260B	1,1,1-Trichloroethane	µg/Kg	1.1	UJ	IS<LCL
OT29-SO-J09B2-08-0001	SW8260B	1,1,2,2-Tetrachloroethane	µg/Kg	2.2	UJ	IS<LCL
OT29-SO-J09B2-08-0001	SW8260B	1,1,2-Trichloro-1,2,2-trifluoroethane	µg/Kg	1.1	UJ	IS<LCL
OT29-SO-J09B2-08-0001	SW8260B	1,1,2-Trichloroethane	µg/Kg	1.1	UJ	IS<LCL
OT29-SO-J09B2-08-0001	SW8260B	1,1-Dichloroethane	µg/Kg	1.1	UJ	IS<LCL
OT29-SO-J09B2-08-0001	SW8260B	1,1-Dichloroethene	µg/Kg	1.1	UJ	IS<LCL
OT29-SO-J09B2-08-0001	SW8260B	1,2,3-Trichlorobenzene	µg/Kg	2.2	UJ	IS<LCL
OT29-SO-J09B2-08-0001	SW8260B	1,2,3-Trichloropropane	µg/Kg	2.2	UJ	IS<LCL
OT29-SO-J09B2-08-0001	SW8260B	1,2,4-Trichlorobenzene	µg/Kg	2.2	UJ	IS<LCL
OT29-SO-J09B2-08-0001	SW8260B	1,2,4-Trimethylbenzene	µg/Kg	2.2	UJ	IS<LCL
OT29-SO-J09B2-08-0001	SW8260B	1,2-Dibromo-3-Chloropropane	µg/Kg	2.2	UJ	IS<LCL
OT29-SO-J09B2-08-0001	SW8260B	1,2-Dibromoethane (EDB)	µg/Kg	1.1	UJ	IS<LCL
OT29-SO-J09B2-08-0001	SW8260B	1,2-Dichlorobenzene	µg/Kg	2.2	UJ	IS<LCL
OT29-SO-J09B2-08-0001	SW8260B	1,2-Dichloroethane	µg/Kg	2.2	UJ	IS<LCL
OT29-SO-J09B2-08-0001	SW8260B	1,2-Dichloropropane	µg/Kg	2.2	UJ	IS<LCL
OT29-SO-J09B2-08-0001	SW8260B	1,3,5-Trimethylbenzene	µg/Kg	1.1	UJ	IS<LCL
OT29-SO-J09B2-08-0001	SW8260B	1,3-Dichlorobenzene	µg/Kg	1.1	UJ	IS<LCL
OT29-SO-J09B2-08-0001	SW8260B	1,4-Dichlorobenzene	µg/Kg	2.2	UJ	IS<LCL
OT29-SO-J09B2-08-0001	SW8260B	2-Butanone (MEK)	µg/Kg	3.5	U	EB<LOQ
OT29-SO-J09B2-08-0001	SW8260B	Acetone	µg/Kg	21	U	EB>LOQ
OT29-SO-J09B2-08-0001	SW8260B	Benzene	µg/Kg	1.1	J	IS<LCL
OT29-SO-J09B2-08-0001	SW8260B	Bromochloromethane	µg/Kg	2.2	UJ	IS<LCL
OT29-SO-J09B2-08-0001	SW8260B	Bromodichloromethane	µg/Kg	2.2	UJ	IS<LCL
OT29-SO-J09B2-08-0001	SW8260B	Bromoform	µg/Kg	1.1	UJ	IS<LCL
OT29-SO-J09B2-08-0001	SW8260B	Bromomethane	µg/Kg	2.2	UJ	IS<LCL
OT29-SO-J09B2-08-0001	SW8260B	Carbon disulfide	µg/Kg	1.1	UJ	IS<LCL
OT29-SO-J09B2-08-0001	SW8260B	Carbon tetrachloride	µg/Kg	2.2	UJ	IS<LCL
OT29-SO-J09B2-08-0001	SW8260B	Chlorobenzene	µg/Kg	1.1	UJ	IS<LCL
OT29-SO-J09B2-08-0001	SW8260B	Chloroethane	µg/Kg	1.1	UJ	IS<LCL
OT29-SO-J09B2-08-0001	SW8260B	Chloroform	µg/Kg	1.1	UJ	IS<LCL
OT29-SO-J09B2-08-0001	SW8260B	Chloromethane	µg/Kg	1.1	UJ	IS<LCL

Table 2. Summary of Data Qualification for Discrete Soil Samples for the Open Detonation Unit, Kirtland Air Force Base, December 2015

Sample Identification	Method	Analyte	Units	Final Result	Validation Flag	Validation Reason
OT29-SO-J09B2-08-0001	SW8260B	cis-1,2-Dichloroethene	µg/Kg	2.2	UJ	IS<LCL
OT29-SO-J09B2-08-0001	SW8260B	cis-1,3-Dichloropropene	µg/Kg	2.2	UJ	IS<LCL
OT29-SO-J09B2-08-0001	SW8260B	Cyclohexane	µg/Kg	1.1	UJ	IS<LCL
OT29-SO-J09B2-08-0001	SW8260B	Cyclohexane	µg/Kg	1.1	UN	TIC
OT29-SO-J09B2-08-0001	SW8260B	Dibromochloromethane	µg/Kg	1.1	UJ	IS<LCL
OT29-SO-J09B2-08-0001	SW8260B	Dichlorodifluoromethane	µg/Kg	2.2	UJ	IS<LCL
OT29-SO-J09B2-08-0001	SW8260B	Ethylbenzene	µg/Kg	1.1	UJ	IS<LCL
OT29-SO-J09B2-08-0001	SW8260B	Isopropylbenzene	µg/Kg	2.2	UJ	IS<LCL
OT29-SO-J09B2-08-0001	SW8260B	Methyl acetate	µg/Kg	1.1	UJ	IS<LCL
OT29-SO-J09B2-08-0001	SW8260B	Methyl acetate	µg/Kg	1.1	UN	TIC
OT29-SO-J09B2-08-0001	SW8260B	Methyl tert-butyl ether	µg/Kg	2.2	UJ	IS<LCL
OT29-SO-J09B2-08-0001	SW8260B	Methylcyclohexane	µg/Kg	1.1	UJ	IS<LCL
OT29-SO-J09B2-08-0001	SW8260B	Methylcyclohexane	µg/Kg	1.1	UN	TIC
OT29-SO-J09B2-08-0001	SW8260B	Methylene Chloride	µg/Kg	2.2	UJ	IS<LCL
OT29-SO-J09B2-08-0001	SW8260B	m-Xylene & p-Xylene	µg/Kg	2.2	UJ	IS<LCL
OT29-SO-J09B2-08-0001	SW8260B	Naphthalene	µg/Kg	2.2	UJ	IS<LCL
OT29-SO-J09B2-08-0001	SW8260B	o-Xylene	µg/Kg	1.1	UJ	IS<LCL
OT29-SO-J09B2-08-0001	SW8260B	Styrene	µg/Kg	1.1	UJ	IS<LCL
OT29-SO-J09B2-08-0001	SW8260B	Tetrachloroethene	µg/Kg	2.2	UJ	IS<LCL
OT29-SO-J09B2-08-0001	SW8260B	Toluene	µg/Kg	2.8	J	IS<LCL
OT29-SO-J09B2-08-0001	SW8260B	trans-1,2-Dichloroethene	µg/Kg	1.1	UJ	IS<LCL
OT29-SO-J09B2-08-0001	SW8260B	trans-1,3-Dichloropropene	µg/Kg	2.2	UJ	IS<LCL
OT29-SO-J09B2-08-0001	SW8260B	Trichloroethene	µg/Kg	2.2	UJ	IS<LCL
OT29-SO-J09B2-08-0001	SW8260B	Trichlorofluoromethane	µg/Kg	1.1	UJ	IS<LCL
OT29-SO-J09B2-08-0001	SW8260B	Vinyl chloride	µg/Kg	1.1	UJ	IS<LCL
OT29-SO-J09B2-08-0001	SW8290	1,2,3,4,7,8-HxCDF	pg/g	0.71	J	EMPC
OT29-SO-J09B2-08-0001	SW8290	1,2,3,6,7,8-HxCDF	pg/g	0.19	U	EB<LOQ, EMPC (J)
OT29-SO-J09B2-08-0001	SW8290	1,2,3,7,8,9-HxCDD	pg/g	0.22	U	LB<LOQ
OT29-SO-J09B2-08-0001	SW8290	1,2,3,7,8,9-HxCDF	pg/g	0.057	U	EB<LOQ, EMPC (J)
OT29-SO-J09B2-08-0001	SW8290	2,3,4,6,7,8-HxCDF	pg/g	0.16	U	EB<LOQ, EMPC (J)
OT29-SO-J09B2-08-0001	SW8290	OCDF	pg/g	10	U	EB<LOQ
OT29-SO-J09B2-08-0001	SW8290	Total HxCDF	pg/g	2.1	U	EB<LOQ, EMPC (J)
OT29-SO-J09B2-08-0001	SW8290	Total PeCDD	pg/g	0.097	J	EMPC
OT29-SO-J09B2-08-0001	SW8290	Total PeCDF	pg/g	0.71	J	EMPC
OT29-SO-J09B2-08-0001	SW8290	Total TCDF	pg/g	1.2	J	EMPC
OT29-SO-J09B2-08-0405	SW6020	Antimony	mg/Kg	0.74	J	MS<LCL
OT29-SO-J09B2-08-0405	SW6020	Antimony	mg/Kg	0.74	J	SD<LCL
OT29-SO-J09B2-08-0405	SW6020	Barium	mg/Kg	74	J	MS>UCL, SD>UCL
OT29-SO-J09B2-08-0405	SW6020	Copper	mg/Kg	17	J	MS>UCL, SD>UCL
OT29-SO-J09B2-08-0405	SW6020	Lead	mg/Kg	66	J	SD<LCL
OT29-SO-J09B2-08-0405	SW6020	Zinc	mg/Kg	35	J	MS>UCL, SD>UCL
OT29-SO-J09B2-08-0405	SW8290	1,2,3,4,6,7,8-HpCDF	pg/g	1.7	U	EB<LOQ
OT29-SO-J09B2-08-0405	SW8290	1,2,3,4,7,8-HxCDD	pg/g	0.075	J	EMPC
OT29-SO-J09B2-08-0405	SW8290	1,2,3,6,7,8-HxCDF	pg/g	0.11	U	EB<LOQ, EMPC (J)
OT29-SO-J09B2-08-0405	SW8290	1,2,3,7,8,9-HxCDD	pg/g	0.18	U	LB<LOQ
OT29-SO-J09B2-08-0405	SW8290	2,3,4,6,7,8-HxCDF	pg/g	0.063	U	EB<LOQ, EMPC (J)

Table 2. Summary of Data Qualification for Discrete Soil Samples for the Open Detonation Unit, Kirtland Air Force Base, December 2015

Sample Identification	Method	Analyte	Units	Final Result	Validation Flag	Validation Reason
OT29-SO-J09B2-08-0405	SW8290	OCDF	pg/g	9.6	U	EB<LOQ
OT29-SO-J09B2-08-0405	SW8290	Total HxCDD	pg/g	1.7	J	EMPC
OT29-SO-J09B2-08-0405	SW8290	Total HxCDF	pg/g	1.6	U	EB<LOQ, EMPC (J)
OT29-SO-J09B2-08-0405	SW8290	Total PeCDD	pg/g	0.079	J	EMPC
OT29-SO-J09B2-08-0405	SW8290	Total PeCDF	pg/g	0.6	J	EMPC
OT29-SO-J09B2-08-0405	SW8290	Total TCDF	pg/g	0.84	J	EMPC
OT29-SO-J09B2-08-0910	SW8290	1,2,3,4,6,7,8-HpCDD	pg/g	1.7	U	EB<LOQ
OT29-SO-J09B2-08-0910	SW8290	1,2,3,4,6,7,8-HpCDF	pg/g	1.4	U	EB<LOQ
OT29-SO-J09B2-08-0910	SW8290	1,2,3,4,7,8,9-HpCDF	pg/g	0.41	J	EMPC
OT29-SO-J09B2-08-0910	SW8290	1,2,3,4,7,8-HxCDD	pg/g	0.045	J	EMPC
OT29-SO-J09B2-08-0910	SW8290	1,2,3,6,7,8-HxCDF	pg/g	0.35	U	EB<LOQ
OT29-SO-J09B2-08-0910	SW8290	1,2,3,7,8,9-HxCDD	pg/g	0.13	U	LB<LOQ, EMPC (J)
OT29-SO-J09B2-08-0910	SW8290	2,3,4,6,7,8-HxCDF	pg/g	0.36	U	EB<LOQ
OT29-SO-J09B2-08-0910	SW8290	OCDD	pg/g	17	U	EB<LOQ
OT29-SO-J09B2-08-0910	SW8290	OCDF	pg/g	4.7	U	LB<LOQ, EB<LOQ
OT29-SO-J09B2-08-0910	SW8290	Total HpCDD	pg/g	3	U	EB<LOQ
OT29-SO-J09B2-08-0910	SW8290	Total HpCDF	pg/g	3.2	U	EB<LOQ, EMPC (J)
OT29-SO-J09B2-08-0910	SW8290	Total HxCDD	pg/g	0.88	J	EMPC
OT29-SO-J09B2-08-0910	SW8290	Total HxCDF	pg/g	2.5	U	EB<LOQ, EMPC (J)
OT29-SO-J09B2-08-0910	SW8290	Total PeCDD	pg/g	0.11	J	EMPC
OT29-SO-J09B2-08-0910	SW8290	Total PeCDF	pg/g	2.8	J	EMPC
OT29-SO-J09B2-08-0910	SW8290	Total TCDD	pg/g	0.17	J	EMPC
OT29-SO-J09B2-08-0910	SW8290	Total TCDF	pg/g	3.2	J	EMPC
OT29-SO-J09B2-08-1415	SW8260B	2-Butanone (MEK)	µg/Kg	2.1	U	EB<LOQ, Sur>UCL (J)
OT29-SO-J09B2-08-1415	SW8260B	Acetone	µg/Kg	9.1	U	EB>LOQ, Sur>UCL (J)
OT29-SO-J09B2-08-1415	SW8260B	Cyclohexane	µg/Kg	0.99	UN	TIC
OT29-SO-J09B2-08-1415	SW8260B	Methyl acetate	µg/Kg	0.99	UN	TIC
OT29-SO-J09B2-08-1415	SW8260B	Methylcyclohexane	µg/Kg	0.99	UN	TIC
OT29-SO-J09B2-08-1415	SW8270C	Bis(2-ethylhexyl) phthalate	µg/Kg	29	U	LB<LOQ
OT29-SO-J09B2-08-1415	SW8290	1,2,3,4,6,7,8-HpCDD	pg/g	0.083	U	LB<LOQ, EB<LOQ, EMPC (J)
OT29-SO-J09B2-08-1415	SW8290	1,2,3,4,6,7,8-HpCDF	pg/g	0.41	U	LB<LOQ, EB<LOQ
OT29-SO-J09B2-08-1415	SW8290	1,2,3,6,7,8-HxCDF	pg/g	0.042	U	EB<LOQ
OT29-SO-J09B2-08-1415	SW8290	2,3,4,7,8-PeCDF	pg/g	0.035	J	EMPC
OT29-SO-J09B2-08-1415	SW8290	OCDD	pg/g	0.52	U	LB<LOQ, EB<LOQ, EMPC (J)
OT29-SO-J09B2-08-1415	SW8290	OCDF	pg/g	1.2	U	LB<LOQ, EB<LOQ
OT29-SO-J09B2-08-1415	SW8290	Total HpCDD	pg/g	0.21	U	LB<LOQ, EB<LOQ, EMPC (J)
OT29-SO-J09B2-08-1415	SW8290	Total HpCDF	pg/g	0.41	U	LB<LOQ, EB<LOQ
OT29-SO-J09B2-08-1415	SW8290	Total HxCDF	pg/g	0.33	U	EB<LOQ
OT29-SO-J09B2-08-1415	SW8290	Total PeCDF	pg/g	0.035	J	EMPC
OT29-SO-J09B2-08-1415	SW8290	Total TCDF	pg/g	0.027	J	EMPC
OT29-SO-JO9A1-17-0001	SW8260B	1,1,1-Trichloroethane	µg/Kg	1	UJ	IS<LCL
OT29-SO-JO9A1-17-0001	SW8260B	1,1,2,2-Tetrachloroethane	µg/Kg	2.1	UJ	IS<LCL
OT29-SO-JO9A1-17-0001	SW8260B	1,1,2-Trichloro-1,2,2-trifluoroethane	µg/Kg	1	UJ	IS<LCL
OT29-SO-JO9A1-17-0001	SW8260B	1,1,2-Trichloroethane	µg/Kg	1	UJ	IS<LCL

Table 2. Summary of Data Qualification for Discrete Soil Samples for the Open Detonation Unit, Kirtland Air Force Base, December 2015

Sample Identification	Method	Analyte	Units	Final Result	Validation Flag	Validation Reason
OT29-SO-JO9A1-17-0001	SW8260B	1,1-Dichloroethane	µg/Kg	1	UJ	IS<LCL
OT29-SO-JO9A1-17-0001	SW8260B	1,1-Dichloroethene	µg/Kg	1	UJ	IS<LCL
OT29-SO-JO9A1-17-0001	SW8260B	1,2,3-Trichlorobenzene	µg/Kg	2.1	UJ	IS<LCL
OT29-SO-JO9A1-17-0001	SW8260B	1,2,3-Trichloropropane	µg/Kg	2.1	UJ	IS<LCL
OT29-SO-JO9A1-17-0001	SW8260B	1,2,4-Trichlorobenzene	µg/Kg	2.1	UJ	IS<LCL
OT29-SO-JO9A1-17-0001	SW8260B	1,2,4-Trimethylbenzene	µg/Kg	2.1	UJ	IS<LCL
OT29-SO-JO9A1-17-0001	SW8260B	1,2-Dibromo-3-Chloropropane	µg/Kg	2.1	UJ	IS<LCL
OT29-SO-JO9A1-17-0001	SW8260B	1,2-Dibromoethane (EDB)	µg/Kg	1	UJ	IS<LCL
OT29-SO-JO9A1-17-0001	SW8260B	1,2-Dichlorobenzene	µg/Kg	2.1	UJ	IS<LCL
OT29-SO-JO9A1-17-0001	SW8260B	1,2-Dichloroethane	µg/Kg	2.1	UJ	IS<LCL
OT29-SO-JO9A1-17-0001	SW8260B	1,2-Dichloropropane	µg/Kg	2.1	UJ	IS<LCL
OT29-SO-JO9A1-17-0001	SW8260B	1,3,5-Trimethylbenzene	µg/Kg	1	UJ	IS<LCL
OT29-SO-JO9A1-17-0001	SW8260B	1,3-Dichlorobenzene	µg/Kg	1	UJ	IS<LCL
OT29-SO-JO9A1-17-0001	SW8260B	1,4-Dichlorobenzene	µg/Kg	2.1	UJ	IS<LCL
OT29-SO-JO9A1-17-0001	SW8260B	1,4-Dioxane	µg/Kg	79	UJ	IS<LCL
OT29-SO-JO9A1-17-0001	SW8260B	2-Butanone (MEK)	µg/Kg	4	J	IS<LCL, Sur>UCL
OT29-SO-JO9A1-17-0001	SW8260B	2-Hexanone	µg/Kg	2.1	UJ	IS<LCL
OT29-SO-JO9A1-17-0001	SW8260B	4-Methyl-2-pentanone (MIBK)	µg/Kg	2.1	UJ	IS<LCL
OT29-SO-JO9A1-17-0001	SW8260B	Acetone	µg/Kg	21	U	EB>LOQ, IS<LCL (J), Sur>UCL (J)
OT29-SO-JO9A1-17-0001	SW8260B	Benzene	µg/Kg	1.1	J	IS<LCL, Sur>UCL
OT29-SO-JO9A1-17-0001	SW8260B	Bromochloromethane	µg/Kg	2.1	UJ	IS<LCL
OT29-SO-JO9A1-17-0001	SW8260B	Bromodichloromethane	µg/Kg	2.1	UJ	IS<LCL
OT29-SO-JO9A1-17-0001	SW8260B	Bromoform	µg/Kg	1	UJ	IS<LCL
OT29-SO-JO9A1-17-0001	SW8260B	Bromomethane	µg/Kg	2.1	UJ	IS<LCL
OT29-SO-JO9A1-17-0001	SW8260B	Carbon disulfide	µg/Kg	1	UJ	IS<LCL
OT29-SO-JO9A1-17-0001	SW8260B	Carbon tetrachloride	µg/Kg	2.1	UJ	IS<LCL
OT29-SO-JO9A1-17-0001	SW8260B	Chlorobenzene	µg/Kg	1	UJ	IS<LCL
OT29-SO-JO9A1-17-0001	SW8260B	Chloroethane	µg/Kg	1	UJ	IS<LCL
OT29-SO-JO9A1-17-0001	SW8260B	Chloroform	µg/Kg	1	UJ	IS<LCL
OT29-SO-JO9A1-17-0001	SW8260B	Chloromethane	µg/Kg	1	UJ	IS<LCL
OT29-SO-JO9A1-17-0001	SW8260B	cis-1,2-Dichloroethene	µg/Kg	2.1	UJ	IS<LCL
OT29-SO-JO9A1-17-0001	SW8260B	cis-1,3-Dichloropropene	µg/Kg	2.1	UJ	IS<LCL
OT29-SO-JO9A1-17-0001	SW8260B	Cyclohexane	µg/Kg	1	UN	TIC
OT29-SO-JO9A1-17-0001	SW8260B	Dibromochloromethane	µg/Kg	1	UJ	IS<LCL
OT29-SO-JO9A1-17-0001	SW8260B	Dichlorodifluoromethane	µg/Kg	2.1	UJ	IS<LCL
OT29-SO-JO9A1-17-0001	SW8260B	Ethylbenzene	µg/Kg	1	UJ	IS<LCL
OT29-SO-JO9A1-17-0001	SW8260B	Isopropylbenzene	µg/Kg	2.1	UJ	IS<LCL
OT29-SO-JO9A1-17-0001	SW8260B	Methyl acetate	µg/Kg	1	UN	TIC
OT29-SO-JO9A1-17-0001	SW8260B	Methyl tert-butyl ether	µg/Kg	2.1	UJ	IS<LCL
OT29-SO-JO9A1-17-0001	SW8260B	Methylcyclohexane	µg/Kg	1	UN	TIC
OT29-SO-JO9A1-17-0001	SW8260B	Methylene Chloride	µg/Kg	2.1	UJ	IS<LCL
OT29-SO-JO9A1-17-0001	SW8260B	m-Xylene & p-Xylene	µg/Kg	2.1	UJ	IS<LCL
OT29-SO-JO9A1-17-0001	SW8260B	Naphthalene	µg/Kg	2.1	UJ	IS<LCL
OT29-SO-JO9A1-17-0001	SW8260B	o-Xylene	µg/Kg	1	UJ	IS<LCL
OT29-SO-JO9A1-17-0001	SW8260B	Styrene	µg/Kg	1	UJ	IS<LCL
OT29-SO-JO9A1-17-0001	SW8260B	Tetrachloroethene	µg/Kg	2.1	UJ	IS<LCL

Table 2. Summary of Data Qualification for Discrete Soil Samples for the Open Detonation Unit, Kirtland Air Force Base, December 2015

Sample Identification	Method	Analyte	Units	Final Result	Validation Flag	Validation Reason
OT29-SO-JO9A1-17-0001	SW8260B	Toluene	µg/Kg	1.5	J	IS<LCL, Sur>UCL
OT29-SO-JO9A1-17-0001	SW8260B	trans-1,2-Dichloroethene	µg/Kg	1	UJ	IS<LCL
OT29-SO-JO9A1-17-0001	SW8260B	trans-1,3-Dichloropropene	µg/Kg	2.1	UJ	IS<LCL
OT29-SO-JO9A1-17-0001	SW8260B	Trichloroethene	µg/Kg	2.1	UJ	IS<LCL
OT29-SO-JO9A1-17-0001	SW8260B	Trichlorofluoromethane	µg/Kg	1	UJ	IS<LCL
OT29-SO-JO9A1-17-0001	SW8260B	Vinyl chloride	µg/Kg	1	UJ	IS<LCL
OT29-SO-JO9A1-17-0001	SW8290	1,2,3,4,7,8-HxCDD	pg/g	0.28	U	EB<LOQ
OT29-SO-JO9A1-17-0001	SW8290	1,2,3,6,7,8-HxCDD	pg/g	1	U	EB<LOQ
OT29-SO-JO9A1-17-0001	SW8290	1,2,3,7,8,9-HxCDD	pg/g	0.72	U	EB<LOQ
OT29-SO-JO9A1-17-0001	SW8290	1,2,3,7,8,9-HxCDF	pg/g	0.085	J	EMPC
OT29-SO-JO9A1-17-0001	SW8290	2,3,4,6,7,8-HxCDF	pg/g	0.15	J	EMPC
OT29-SO-JO9A1-17-0001	SW8290	OCDF	pg/g	20	U	EB<LOQ
OT29-SO-JO9A1-17-0001	SW8290	Total HxCDD	pg/g	5.9	U	EB<LOQ, EMPC (J)
OT29-SO-JO9A1-17-0001	SW8290	Total HxCDF	pg/g	4.5	J	EMPC
OT29-SO-JO9A1-17-0001	SW8290	Total PeCDD	pg/g	0.41	J	EMPC
OT29-SO-JO9A1-17-0001	SW8290	Total PeCDF	pg/g	0.78	J	EMPC
OT29-SO-JO9A1-17-0001	SW8290	Total TCDD	pg/g	0.1	J	EMPC
OT29-SO-JO9A1-17-0001	SW8290	Total TCDF	pg/g	1.3	J	EMPC
OT29-SO-JO9A1-17-0405	SW6020	Barium	mg/Kg	590	J	FD>RPD
OT29-SO-JO9A1-17-1415	SW8260B	1,1,1-Trichloroethane	µg/Kg	0.84	R	IS<LCL
OT29-SO-JO9A1-17-1415	SW8260B	1,1,2-Trichloro-1,2,2-trifluoroethane	µg/Kg	0.84	R	IS<LCL
OT29-SO-JO9A1-17-1415	SW8260B	1,1,2-Trichloroethane	µg/Kg	0.84	R	IS<LCL
OT29-SO-JO9A1-17-1415	SW8260B	1,1-Dichloroethane	µg/Kg	0.84	R	IS<LCL
OT29-SO-JO9A1-17-1415	SW8260B	1,1-Dichloroethene	µg/Kg	0.84	R	IS<LCL
OT29-SO-JO9A1-17-1415	SW8260B	1,2,3-Trichlorobenzene	µg/Kg	1.7	UJ	IS<LCL
OT29-SO-JO9A1-17-1415	SW8260B	1,2,3-Trichloropropane	µg/Kg	1.7	UJ	IS<LCL
OT29-SO-JO9A1-17-1415	SW8260B	1,2,4-Trichlorobenzene	µg/Kg	1.7	UJ	IS<LCL
OT29-SO-JO9A1-17-1415	SW8260B	1,2,4-Trimethylbenzene	µg/Kg	1.7	UJ	IS<LCL
OT29-SO-JO9A1-17-1415	SW8260B	1,2-Dibromo-3-Chloropropane	µg/Kg	1.7	UJ	IS<LCL
OT29-SO-JO9A1-17-1415	SW8260B	1,2-Dibromoethane (EDB)	µg/Kg	0.84	UJ	IS<LCL
OT29-SO-JO9A1-17-1415	SW8260B	1,2-Dichlorobenzene	µg/Kg	1.7	UJ	IS<LCL
OT29-SO-JO9A1-17-1415	SW8260B	1,2-Dichloroethane	µg/Kg	1.7	R	IS<LCL
OT29-SO-JO9A1-17-1415	SW8260B	1,2-Dichloropropane	µg/Kg	1.7	R	IS<LCL
OT29-SO-JO9A1-17-1415	SW8260B	1,3-Dichlorobenzene	µg/Kg	0.84	UJ	IS<LCL
OT29-SO-JO9A1-17-1415	SW8260B	1,4-Dichlorobenzene	µg/Kg	1.7	UJ	IS<LCL
OT29-SO-JO9A1-17-1415	SW8260B	2-Butanone (MEK)	µg/Kg	4.2	UJ	IS<LCL
OT29-SO-JO9A1-17-1415	SW8260B	2-Hexanone	µg/Kg	1.7	UJ	IS<LCL
OT29-SO-JO9A1-17-1415	SW8260B	4-Methyl-2-pentanone (MIBK)	µg/Kg	1.7	UJ	IS<LCL
OT29-SO-JO9A1-17-1415	SW8260B	Acetone	µg/Kg	8.6	U	EB>LOQ, IS<LCL (J), Sur>UCL (J)
OT29-SO-JO9A1-17-1415	SW8260B	Benzene	µg/Kg	0.84	R	IS<LCL
OT29-SO-JO9A1-17-1415	SW8260B	Bromochloromethane	µg/Kg	1.7	R	IS<LCL
OT29-SO-JO9A1-17-1415	SW8260B	Bromodichloromethane	µg/Kg	1.7	R	IS<LCL
OT29-SO-JO9A1-17-1415	SW8260B	Bromoform	µg/Kg	0.84	UJ	IS<LCL
OT29-SO-JO9A1-17-1415	SW8260B	Bromomethane	µg/Kg	1.7	R	IS<LCL
OT29-SO-JO9A1-17-1415	SW8260B	Carbon disulfide	µg/Kg	0.84	R	IS<LCL

Table 2. Summary of Data Qualification for Discrete Soil Samples for the Open Detonation Unit, Kirtland Air Force Base, December 2015

Sample Identification	Method	Analyte	Units	Final Result	Validation Flag	Validation Reason
OT29-SO-JO9A1-17-1415	SW8260B	Carbon tetrachloride	µg/Kg	1.7	R	IS<LCL
OT29-SO-JO9A1-17-1415	SW8260B	Chloroethane	µg/Kg	0.84	R	IS<LCL
OT29-SO-JO9A1-17-1415	SW8260B	Chloroform	µg/Kg	0.84	R	IS<LCL
OT29-SO-JO9A1-17-1415	SW8260B	Chloromethane	µg/Kg	0.84	R	IS<LCL
OT29-SO-JO9A1-17-1415	SW8260B	cis-1,2-Dichloroethene	µg/Kg	1.7	R	IS<LCL
OT29-SO-JO9A1-17-1415	SW8260B	cis-1,3-Dichloropropene	µg/Kg	1.7	R	IS<LCL
OT29-SO-JO9A1-17-1415	SW8260B	Cyclohexane	µg/Kg	0.84	UN	TIC
OT29-SO-JO9A1-17-1415	SW8260B	Dibromochloromethane	µg/Kg	0.84	UJ	IS<LCL
OT29-SO-JO9A1-17-1415	SW8260B	Dichlorodifluoromethane	µg/Kg	1.7	R	IS<LCL
OT29-SO-JO9A1-17-1415	SW8260B	Ethylbenzene	µg/Kg	0.84	UJ	IS<LCL
OT29-SO-JO9A1-17-1415	SW8260B	Isopropylbenzene	µg/Kg	1.7	UJ	IS<LCL
OT29-SO-JO9A1-17-1415	SW8260B	Methyl acetate	µg/Kg	0.84	UN	TIC
OT29-SO-JO9A1-17-1415	SW8260B	Methyl tert-butyl ether	µg/Kg	1.7	R	IS<LCL
OT29-SO-JO9A1-17-1415	SW8260B	Methylcyclohexane	µg/Kg	0.84	UN	TIC
OT29-SO-JO9A1-17-1415	SW8260B	Methylene Chloride	µg/Kg	1.7	R	IS<LCL
OT29-SO-JO9A1-17-1415	SW8260B	m-Xylene & p-Xylene	µg/Kg	1.7	UJ	IS<LCL
OT29-SO-JO9A1-17-1415	SW8260B	Naphthalene	µg/Kg	1.7	UJ	IS<LCL
OT29-SO-JO9A1-17-1415	SW8260B	o-Xylene	µg/Kg	0.84	UJ	IS<LCL
OT29-SO-JO9A1-17-1415	SW8260B	Styrene	µg/Kg	0.84	UJ	IS<LCL
OT29-SO-JO9A1-17-1415	SW8260B	Tetrachloroethene	µg/Kg	1.7	UJ	IS<LCL
OT29-SO-JO9A1-17-1415	SW8260B	Toluene	µg/Kg	0.83	J	IS<LCL, Sur>UCL
OT29-SO-JO9A1-17-1415	SW8260B	trans-1,2-Dichloroethene	µg/Kg	0.84	R	IS<LCL
OT29-SO-JO9A1-17-1415	SW8260B	trans-1,3-Dichloropropene	µg/Kg	1.7	R	IS<LCL
OT29-SO-JO9A1-17-1415	SW8260B	Trichloroethene	µg/Kg	1.7	R	IS<LCL
OT29-SO-JO9A1-17-1415	SW8260B	Trichlorofluoromethane	µg/Kg	0.84	R	IS<LCL
OT29-SO-JO9A1-17-1415	SW8260B	Vinyl chloride	µg/Kg	0.84	R	IS<LCL
OT29-SO-JO9A1-17-1415	SW8290	1,2,3,4,6,7,8-HpCDD	pg/g	0.096	U	LB<LOQ, EB<LOQ, EMPC (J)
OT29-SO-JO9A1-17-1415	SW8290	1,2,3,4,6,7,8-HpCDF	pg/g	0.072	U	LB<LOQ
OT29-SO-JO9A1-17-1415	SW8290	OCDD	pg/g	0.67	U	LB<LOQ, EB<LOQ
OT29-SO-JO9A1-17-1415	SW8290	OCDF	pg/g	0.76	U	LB<LOQ, EB<LOQ, EMPC (J)
OT29-SO-JO9A1-17-1415	SW8290	Total HpCDD	pg/g	0.21	U	LB<LOQ, EB<LOQ, EMPC (J)
OT29-SO-JO9A1-17-1415	SW8290	Total HpCDF	pg/g	0.072	U	LB<LOQ
OT29-SO-JO9A1-19-0001	SW8260B	1,1,1-Trichloroethane	µg/Kg	1.1	UJ	IS<LCL
OT29-SO-JO9A1-19-0001	SW8260B	1,1,2-Trichloro-1,2,2-trifluoroethane	µg/Kg	1.1	UJ	IS<LCL
OT29-SO-JO9A1-19-0001	SW8260B	1,1,2-Trichloroethane	µg/Kg	1.1	UJ	IS<LCL
OT29-SO-JO9A1-19-0001	SW8260B	1,1-Dichloroethane	µg/Kg	1.1	UJ	IS<LCL
OT29-SO-JO9A1-19-0001	SW8260B	1,1-Dichloroethene	µg/Kg	1.1	UJ	IS<LCL
OT29-SO-JO9A1-19-0001	SW8260B	1,2,3-Trichloropropane	µg/Kg	2.2	UJ	IS<LCL
OT29-SO-JO9A1-19-0001	SW8260B	1,2,4-Trimethylbenzene	µg/Kg	2.2	UJ	IS<LCL
OT29-SO-JO9A1-19-0001	SW8260B	1,2-Dibromoethane (EDB)	µg/Kg	1.1	UJ	IS<LCL
OT29-SO-JO9A1-19-0001	SW8260B	1,2-Dichloroethane	µg/Kg	2.2	UJ	IS<LCL
OT29-SO-JO9A1-19-0001	SW8260B	1,2-Dichloropropane	µg/Kg	2.2	UJ	IS<LCL
OT29-SO-JO9A1-19-0001	SW8260B	Acetone	µg/Kg	25	U	EB>LOQ
OT29-SO-JO9A1-19-0001	SW8260B	Benzene	µg/Kg	0.53	J	IS<LCL

Table 2. Summary of Data Qualification for Discrete Soil Samples for the Open Detonation Unit, Kirtland Air Force Base, December 2015

Sample Identification	Method	Analyte	Units	Final Result	Validation Flag	Validation Reason
OT29-SO-JO9A1-19-0001	SW8260B	Bromochloromethane	µg/Kg	2.2	UJ	IS<LCL
OT29-SO-JO9A1-19-0001	SW8260B	Bromodichloromethane	µg/Kg	2.2	UJ	IS<LCL
OT29-SO-JO9A1-19-0001	SW8260B	Bromoform	µg/Kg	1.1	UJ	IS<LCL
OT29-SO-JO9A1-19-0001	SW8260B	Bromomethane	µg/Kg	15	J	IS<LCL
OT29-SO-JO9A1-19-0001	SW8260B	Carbon disulfide	µg/Kg	1.1	UJ	IS<LCL
OT29-SO-JO9A1-19-0001	SW8260B	Carbon tetrachloride	µg/Kg	2.2	UJ	IS<LCL
OT29-SO-JO9A1-19-0001	SW8260B	Chlorobenzene	µg/Kg	1.1	UJ	IS<LCL
OT29-SO-JO9A1-19-0001	SW8260B	Chloroethane	µg/Kg	1.1	UJ	IS<LCL
OT29-SO-JO9A1-19-0001	SW8260B	Chloroform	µg/Kg	1.1	UJ	IS<LCL
OT29-SO-JO9A1-19-0001	SW8260B	Chloromethane	µg/Kg	1.1	UJ	IS<LCL
OT29-SO-JO9A1-19-0001	SW8260B	cis-1,2-Dichloroethene	µg/Kg	2.2	UJ	IS<LCL
OT29-SO-JO9A1-19-0001	SW8260B	cis-1,3-Dichloropropene	µg/Kg	2.2	UJ	IS<LCL
OT29-SO-JO9A1-19-0001	SW8260B	Cyclohexane	µg/Kg	1.1	UN	TIC
OT29-SO-JO9A1-19-0001	SW8260B	Dibromochloromethane	µg/Kg	1.1	UJ	IS<LCL
OT29-SO-JO9A1-19-0001	SW8260B	Dichlorodifluoromethane	µg/Kg	2.2	UJ	IS<LCL
OT29-SO-JO9A1-19-0001	SW8260B	Ethylbenzene	µg/Kg	1.1	UJ	IS<LCL
OT29-SO-JO9A1-19-0001	SW8260B	Isopropylbenzene	µg/Kg	2.2	UJ	IS<LCL
OT29-SO-JO9A1-19-0001	SW8260B	Methyl acetate	µg/Kg	1.1	UN	TIC
OT29-SO-JO9A1-19-0001	SW8260B	Methyl tert-butyl ether	µg/Kg	2.2	UJ	IS<LCL
OT29-SO-JO9A1-19-0001	SW8260B	Methylcyclohexane	µg/Kg	1.1	UN	TIC
OT29-SO-JO9A1-19-0001	SW8260B	Methylene Chloride	µg/Kg	2.2	UJ	IS<LCL
OT29-SO-JO9A1-19-0001	SW8260B	m-Xylene & p-Xylene	µg/Kg	2.2	UJ	IS<LCL
OT29-SO-JO9A1-19-0001	SW8260B	o-Xylene	µg/Kg	1.1	UJ	IS<LCL
OT29-SO-JO9A1-19-0001	SW8260B	Styrene	µg/Kg	1.1	UJ	IS<LCL
OT29-SO-JO9A1-19-0001	SW8260B	Tetrachloroethene	µg/Kg	2.2	UJ	IS<LCL
OT29-SO-JO9A1-19-0001	SW8260B	Toluene	µg/Kg	0.84	J	IS<LCL
OT29-SO-JO9A1-19-0001	SW8260B	trans-1,2-Dichloroethene	µg/Kg	1.1	UJ	IS<LCL
OT29-SO-JO9A1-19-0001	SW8260B	trans-1,3-Dichloropropene	µg/Kg	2.2	UJ	IS<LCL
OT29-SO-JO9A1-19-0001	SW8260B	Trichloroethene	µg/Kg	2.2	UJ	IS<LCL
OT29-SO-JO9A1-19-0001	SW8260B	Trichlorofluoromethane	µg/Kg	1.1	UJ	IS<LCL
OT29-SO-JO9A1-19-0001	SW8260B	Vinyl chloride	µg/Kg	1.1	UJ	IS<LCL
OT29-SO-JO9A1-19-0001	SW8290	1,2,3,4,7,8,9-HpCDF	pg/g	0.25	U	LB<LOQ, EMPC (J)
OT29-SO-JO9A1-19-0001	SW8290	1,2,3,4,7,8-HxCDD	pg/g	0.12	U	EB<LOQ
OT29-SO-JO9A1-19-0001	SW8290	1,2,3,6,7,8-HxCDD	pg/g	0.24	U	EB<LOQ, EMPC (J)
OT29-SO-JO9A1-19-0001	SW8290	1,2,3,6,7,8-HxCDF	pg/g	0.15	J	EMPC
OT29-SO-JO9A1-19-0001	SW8290	1,2,3,7,8,9-HxCDD	pg/g	0.27	U	LB<LOQ, EB<LOQ
OT29-SO-JO9A1-19-0001	SW8290	1,2,3,7,8,9-HxCDF	pg/g	0.064	J	EMPC
OT29-SO-JO9A1-19-0001	SW8290	1,2,3,7,8-PeCDF	pg/g	0.12	J	EMPC
OT29-SO-JO9A1-19-0001	SW8290	OCDF	pg/g	5.5	U	LB<LOQ, EB<LOQ
OT29-SO-JO9A1-19-0001	SW8290	Total HpCDF	pg/g	3.9	J	EMPC
OT29-SO-JO9A1-19-0001	SW8290	Total HxCDD	pg/g	1.4	U	EB<LOQ, EMPC (J)
OT29-SO-JO9A1-19-0001	SW8290	Total HxCDF	pg/g	1.4	J	EMPC
OT29-SO-JO9A1-19-0001	SW8290	Total PeCDF	pg/g	0.32	J	EMPC
OT29-SO-JO9A1-19-0001	SW8290	Total TCDF	pg/g	0.53	J	EMPC
OT29-SO-JO9A1-19-0001	SW8330B	2,4-Dinitrotoluene	mg/Kg	0.057	U	EB<LOQ
OT29-SO-JO9A1-19-1415	SW8260B	1,1,1-Trichloroethane	µg/Kg	1.2	UJ	IS<LCL

Table 2. Summary of Data Qualification for Discrete Soil Samples for the Open Detonation Unit, Kirtland Air Force Base, December 2015

Sample Identification	Method	Analyte	Units	Final Result	Validation Flag	Validation Reason
OT29-SO-JO9A1-19-1415	SW8260B	1,1,2-Trichloro-1,2,2-trifluoroethane	µg/Kg	1.2	UJ	IS<LCL
OT29-SO-JO9A1-19-1415	SW8260B	1,1,2-Trichloroethane	µg/Kg	1.2	UJ	IS<LCL
OT29-SO-JO9A1-19-1415	SW8260B	1,1-Dichloroethane	µg/Kg	1.2	UJ	IS<LCL
OT29-SO-JO9A1-19-1415	SW8260B	1,1-Dichloroethene	µg/Kg	1.2	UJ	IS<LCL
OT29-SO-JO9A1-19-1415	SW8260B	1,2,3-Trichloropropane	µg/Kg	2.5	UJ	IS<LCL
OT29-SO-JO9A1-19-1415	SW8260B	1,2,4-Trimethylbenzene	µg/Kg	0.9	J	IS<LCL, Sur>UCL
OT29-SO-JO9A1-19-1415	SW8260B	1,2-Dibromoethane (EDB)	µg/Kg	1.2	UJ	IS<LCL
OT29-SO-JO9A1-19-1415	SW8260B	1,2-Dichloroethane	µg/Kg	2.5	UJ	IS<LCL
OT29-SO-JO9A1-19-1415	SW8260B	1,2-Dichloropropane	µg/Kg	2.5	UJ	IS<LCL
OT29-SO-JO9A1-19-1415	SW8260B	1,3,5-Trimethylbenzene	µg/Kg	0.46	J	Sur>UCL
OT29-SO-JO9A1-19-1415	SW8260B	Acetone	µg/Kg	6.7	U	EB>LOQ, Sur>UCL (J)
OT29-SO-JO9A1-19-1415	SW8260B	Benzene	µg/Kg	2.2	J	IS<LCL, Sur>UCL
OT29-SO-JO9A1-19-1415	SW8260B	Bromochloromethane	µg/Kg	2.5	UJ	IS<LCL
OT29-SO-JO9A1-19-1415	SW8260B	Bromodichloromethane	µg/Kg	2.5	UJ	IS<LCL
OT29-SO-JO9A1-19-1415	SW8260B	Bromoform	µg/Kg	1.2	UJ	IS<LCL
OT29-SO-JO9A1-19-1415	SW8260B	Bromomethane	µg/Kg	2.5	UJ	IS<LCL
OT29-SO-JO9A1-19-1415	SW8260B	Carbon disulfide	µg/Kg	1.2	UJ	IS<LCL
OT29-SO-JO9A1-19-1415	SW8260B	Carbon tetrachloride	µg/Kg	2.5	UJ	IS<LCL
OT29-SO-JO9A1-19-1415	SW8260B	Chlorobenzene	µg/Kg	1.2	UJ	IS<LCL
OT29-SO-JO9A1-19-1415	SW8260B	Chloroethane	µg/Kg	1.2	UJ	IS<LCL
OT29-SO-JO9A1-19-1415	SW8260B	Chloroform	µg/Kg	1.2	UJ	IS<LCL
OT29-SO-JO9A1-19-1415	SW8260B	Chloromethane	µg/Kg	1.2	UJ	IS<LCL
OT29-SO-JO9A1-19-1415	SW8260B	cis-1,2-Dichloroethene	µg/Kg	2.5	UJ	IS<LCL
OT29-SO-JO9A1-19-1415	SW8260B	cis-1,3-Dichloropropene	µg/Kg	2.5	UJ	IS<LCL
OT29-SO-JO9A1-19-1415	SW8260B	Cyclohexane	µg/Kg	1.2	UN	TIC
OT29-SO-JO9A1-19-1415	SW8260B	Dibromochloromethane	µg/Kg	1.2	UJ	IS<LCL
OT29-SO-JO9A1-19-1415	SW8260B	Dichlorodifluoromethane	µg/Kg	2.5	UJ	IS<LCL
OT29-SO-JO9A1-19-1415	SW8260B	Ethylbenzene	µg/Kg	1.2	UJ	IS<LCL
OT29-SO-JO9A1-19-1415	SW8260B	Isopropylbenzene	µg/Kg	2.5	UJ	IS<LCL
OT29-SO-JO9A1-19-1415	SW8260B	Methyl acetate	µg/Kg	1.2	UN	TIC
OT29-SO-JO9A1-19-1415	SW8260B	Methyl tert-butyl ether	µg/Kg	2.5	UJ	IS<LCL
OT29-SO-JO9A1-19-1415	SW8260B	Methylcyclohexane	µg/Kg	1.2	UN	TIC
OT29-SO-JO9A1-19-1415	SW8260B	Methylene Chloride	µg/Kg	2.5	UJ	IS<LCL
OT29-SO-JO9A1-19-1415	SW8260B	m-Xylene & p-Xylene	µg/Kg	3	J	IS<LCL, Sur>UCL
OT29-SO-JO9A1-19-1415	SW8260B	o-Xylene	µg/Kg	0.72	J	IS<LCL, Sur>UCL
OT29-SO-JO9A1-19-1415	SW8260B	Styrene	µg/Kg	1.2	UJ	IS<LCL
OT29-SO-JO9A1-19-1415	SW8260B	Tetrachloroethene	µg/Kg	2.5	UJ	IS<LCL
OT29-SO-JO9A1-19-1415	SW8260B	Toluene	µg/Kg	3.9	J	IS<LCL, Sur>UCL
OT29-SO-JO9A1-19-1415	SW8260B	trans-1,2-Dichloroethene	µg/Kg	1.2	UJ	IS<LCL
OT29-SO-JO9A1-19-1415	SW8260B	trans-1,3-Dichloropropene	µg/Kg	2.5	UJ	IS<LCL
OT29-SO-JO9A1-19-1415	SW8260B	Trichloroethene	µg/Kg	2.5	UJ	IS<LCL
OT29-SO-JO9A1-19-1415	SW8260B	Trichlorofluoromethane	µg/Kg	1.2	UJ	IS<LCL
OT29-SO-JO9A1-19-1415	SW8260B	Vinyl chloride	µg/Kg	1.2	UJ	IS<LCL
OT29-SO-JO9A1-19-1415	SW8290	1,2,3,4,6,7,8-HpCDD	pg/g	0.092	U	LB<LOQ, EB<LOQ
OT29-SO-JO9A1-19-1415	SW8290	1,2,3,4,6,7,8-HpCDF	pg/g	0.13	U	LB<LOQ
OT29-SO-JO9A1-19-1415	SW8290	OCDD	pg/g	0.46	U	LB<LOQ, EB<LOQ

Table 2. Summary of Data Qualification for Discrete Soil Samples for the Open Detonation Unit, Kirtland Air Force Base, December 2015

Sample Identification	Method	Analyte	Units	Final Result	Validation Flag	Validation Reason
OT29-SO-JO9A1-19-1415	SW8290	OCDF	pg/g	1.3	U	LB<LOQ, EB<LOQ
OT29-SO-JO9A1-19-1415	SW8290	Total HpCDD	pg/g	0.17	U	LB<LOQ, EB<LOQ, EMPC (J)
OT29-SO-JO9A1-19-1415	SW8290	Total HpCDF	pg/g	0.13	U	LB<LOQ
OT29-SO-JO9A1-21-0001	SW6020	Antimony	mg/Kg	0.55	J	MS<LCL, SD<LCL
OT29-SO-JO9A1-21-0001	SW6020	Copper	mg/Kg	19	J	SD<LCL
OT29-SO-JO9A1-21-0001	SW6020	Lead	mg/Kg	23	J	MS<LCL, SD<LCL
OT29-SO-JO9A1-21-0001	SW6020	Zinc	mg/Kg	56	J	MS<LCL, SD<LCL
OT29-SO-JO9A1-21-0001	SW8260B	1,1,1-Trichloroethane	µg/Kg	1.1	UJ	IS<LCL, MSRPD
OT29-SO-JO9A1-21-0001	SW8260B	1,1,2,2-Tetrachloroethane	µg/Kg	2.1	UJ	IS<LCL, MSRPD
OT29-SO-JO9A1-21-0001	SW8260B	1,1,2-Trichloro-1,2,2-trifluoroethane	µg/Kg	1.1	UJ	IS<LCL
OT29-SO-JO9A1-21-0001	SW8260B	1,1,2-Trichloroethane	µg/Kg	1.1	UJ	IS<LCL, MSRPD
OT29-SO-JO9A1-21-0001	SW8260B	1,1-Dichloroethane	µg/Kg	1.1	UJ	IS<LCL, MSRPD
OT29-SO-JO9A1-21-0001	SW8260B	1,1-Dichloroethene	µg/Kg	1.1	UJ	IS<LCL
OT29-SO-JO9A1-21-0001	SW8260B	1,2,3-Trichloropropane	µg/Kg	2.1	UJ	IS<LCL, MSRPD
OT29-SO-JO9A1-21-0001	SW8260B	1,2,4-Trichlorobenzene	µg/Kg	2.1	UJ	IS<LCL, MSRPD
OT29-SO-JO9A1-21-0001	SW8260B	1,2,4-Trimethylbenzene	µg/Kg	2.1	UJ	IS<LCL, MSRPD
OT29-SO-JO9A1-21-0001	SW8260B	1,2-Dibromo-3-Chloropropane	µg/Kg	2.1	UJ	IS<LCL, MSRPD
OT29-SO-JO9A1-21-0001	SW8260B	1,2-Dibromoethane (EDB)	µg/Kg	1.1	UJ	IS<LCL, MSRPD
OT29-SO-JO9A1-21-0001	SW8260B	1,2-Dichlorobenzene	µg/Kg	2.1	UJ	IS<LCL, MSRPD
OT29-SO-JO9A1-21-0001	SW8260B	1,2-Dichloroethane	µg/Kg	2.1	UJ	IS<LCL, MSRPD
OT29-SO-JO9A1-21-0001	SW8260B	1,2-Dichloropropane	µg/Kg	2.1	UJ	IS<LCL, MSRPD
OT29-SO-JO9A1-21-0001	SW8260B	1,3,5-Trimethylbenzene	µg/Kg	1.1	UJ	IS<LCL, MSRPD
OT29-SO-JO9A1-21-0001	SW8260B	1,3-Dichlorobenzene	µg/Kg	1.1	UJ	IS<LCL, MSRPD
OT29-SO-JO9A1-21-0001	SW8260B	1,4-Dichlorobenzene	µg/Kg	2.1	UJ	IS<LCL, MSRPD
OT29-SO-JO9A1-21-0001	SW8260B	1,4-Dioxane	µg/Kg	79	UJ	IS<LCL
OT29-SO-JO9A1-21-0001	SW8260B	2-Butanone (MEK)	µg/Kg	4	J	Sur>UCL, MSRPD
OT29-SO-JO9A1-21-0001	SW8260B	2-Hexanone	µg/Kg	2.1	UJ	MSRPD
OT29-SO-JO9A1-21-0001	SW8260B	4-Methyl-2-pentanone (MIBK)	µg/Kg	2.1	UJ	MSRPD
OT29-SO-JO9A1-21-0001	SW8260B	Acetone	µg/Kg	25	U	EB>LOQ, Sur>UCL (J)
OT29-SO-JO9A1-21-0001	SW8260B	Benzene	µg/Kg	0.43	J	IS<LCL, MSRPD, Sur>UCL
OT29-SO-JO9A1-21-0001	SW8260B	Bromochloromethane	µg/Kg	2.1	UJ	IS<LCL, MSRPD
OT29-SO-JO9A1-21-0001	SW8260B	Bromochloromethane	µg/Kg	2.1	UJ	IS<LCL
OT29-SO-JO9A1-21-0001	SW8260B	Bromodichloromethane	µg/Kg	2.1	UJ	IS<LCL, MSRPD
OT29-SO-JO9A1-21-0001	SW8260B	Bromoform	µg/Kg	1.1	UJ	IS<LCL, MSRPD
OT29-SO-JO9A1-21-0001	SW8260B	Bromomethane	µg/Kg	2.4	J	IS<LCL, Sur>UCL
OT29-SO-JO9A1-21-0001	SW8260B	Carbon disulfide	µg/Kg	1.1	UJ	IS<LCL
OT29-SO-JO9A1-21-0001	SW8260B	Carbon tetrachloride	µg/Kg	2.1	UJ	IS<LCL, MSRPD
OT29-SO-JO9A1-21-0001	SW8260B	Chlorobenzene	µg/Kg	1.1	UJ	IS<LCL, MSRPD
OT29-SO-JO9A1-21-0001	SW8260B	Chloroethane	µg/Kg	1.1	UJ	IS<LCL
OT29-SO-JO9A1-21-0001	SW8260B	Chloroform	µg/Kg	1.1	UJ	IS<LCL, MSRPD
OT29-SO-JO9A1-21-0001	SW8260B	Chloromethane	µg/Kg	1.1	UJ	IS<LCL
OT29-SO-JO9A1-21-0001	SW8260B	cis-1,2-Dichloroethene	µg/Kg	2.1	UJ	IS<LCL, MSRPD
OT29-SO-JO9A1-21-0001	SW8260B	cis-1,2-Dichloroethene	µg/Kg	2.1	UJ	IS<LCL, MSRPD
OT29-SO-JO9A1-21-0001	SW8260B	cis-1,3-Dichloropropene	µg/Kg	2.1	UJ	IS<LCL
OT29-SO-JO9A1-21-0001	SW8260B	cis-1,3-Dichloropropene	µg/Kg	2.1	UJ	IS<LCL

Table 2. Summary of Data Qualification for Discrete Soil Samples for the Open Detonation Unit, Kirtland Air Force Base, December 2015

Sample Identification	Method	Analyte	Units	Final Result	Validation Flag	Validation Reason
OT29-SO-JO9A1-21-0001	SW8260B	Cyclohexane	µg/Kg	1.1	UN	TIC
OT29-SO-JO9A1-21-0001	SW8260B	Dibromochloromethane	µg/Kg	1.1	UJ	IS<LCL
OT29-SO-JO9A1-21-0001	SW8260B	Dibromochloromethane	µg/Kg	1.1	UJ	IS<LCL, MSRPD
OT29-SO-JO9A1-21-0001	SW8260B	Dichlorodifluoromethane	µg/Kg	2.1	UJ	IS<LCL
OT29-SO-JO9A1-21-0001	SW8260B	Ethylbenzene	µg/Kg	1.1	UJ	IS<LCL, MSRPD
OT29-SO-JO9A1-21-0001	SW8260B	Isopropylbenzene	µg/Kg	2.1	UJ	IS<LCL
OT29-SO-JO9A1-21-0001	SW8260B	Methyl acetate	µg/Kg	1.1	UN	TIC
OT29-SO-JO9A1-21-0001	SW8260B	Methyl tert-butyl ether	µg/Kg	2.1	UJ	IS<LCL, MSRPD
OT29-SO-JO9A1-21-0001	SW8260B	Methylcyclohexane	µg/Kg	1.1	UN	TIC
OT29-SO-JO9A1-21-0001	SW8260B	Methylene Chloride	µg/Kg	2.1	UJ	IS<LCL
OT29-SO-JO9A1-21-0001	SW8260B	Methylene Chloride	µg/Kg	2.1	UJ	IS<LCL
OT29-SO-JO9A1-21-0001	SW8260B	m-Xylene & p-Xylene	µg/Kg	2.1	UJ	IS<LCL, MSRPD
OT29-SO-JO9A1-21-0001	SW8260B	Naphthalene	µg/Kg	2.1	UJ	IS<LCL, MSRPD
OT29-SO-JO9A1-21-0001	SW8260B	o-Xylene	µg/Kg	1.1	UJ	IS<LCL, MSRPD
OT29-SO-JO9A1-21-0001	SW8260B	Styrene	µg/Kg	1.1	UJ	IS<LCL, MS<LCL, SD<LCL, MSRPD
OT29-SO-JO9A1-21-0001	SW8260B	Tetrachloroethene	µg/Kg	2.1	UJ	IS<LCL, MSRPD
OT29-SO-JO9A1-21-0001	SW8260B	trans-1,2-Dichloroethene	µg/Kg	1.1	UJ	IS<LCL
OT29-SO-JO9A1-21-0001	SW8260B	trans-1,3-Dichloropropene	µg/Kg	2.1	UJ	IS<LCL, MSRPD
OT29-SO-JO9A1-21-0001	SW8260B	Trichlorofluoromethane	µg/Kg	1.1	UJ	IS<LCL
OT29-SO-JO9A1-21-0001	SW8290	1,2,3,4,6,7,8-HpCDD	pg/g	0.97	U	LB<LOQ, EB<LOQ
OT29-SO-JO9A1-21-0001	SW8290	1,2,3,4,6,7,8-HpCDF	pg/g	0.45	U	LB<LOQ
OT29-SO-JO9A1-21-0001	SW8290	1,2,3,4,7,8,9-HpCDF	pg/g	0.16	U	LB<LOQ, EMPC (J)
OT29-SO-JO9A1-21-0001	SW8290	1,2,3,4,7,8-HxCDF	pg/g	0.067	J	EMPC
OT29-SO-JO9A1-21-0001	SW8290	1,2,3,6,7,8-HxCDD	pg/g	0.055	U	EB<LOQ, EMPC (J)
OT29-SO-JO9A1-21-0001	SW8290	1,2,3,6,7,8-HxCDF	pg/g	0.041	J	EMPC
OT29-SO-JO9A1-21-0001	SW8290	1,2,3,7,8,9-HxCDD	pg/g	0.048	U	LB<LOQ, EB<LOQ
OT29-SO-JO9A1-21-0001	SW8290	OCDD	pg/g	8.4	U	EB<LOQ
OT29-SO-JO9A1-21-0001	SW8290	OCDF	pg/g	3.2	U	LB<LOQ, EB<LOQ
OT29-SO-JO9A1-21-0001	SW8290	Total HpCDD	pg/g	1.8	U	LB<LOQ, EB<LOQ
OT29-SO-JO9A1-21-0001	SW8290	Total HpCDF	pg/g	1.1	U	LB<LOQ, EMPC (J)
OT29-SO-JO9A1-21-0001	SW8290	Total HxCDD	pg/g	0.19	U	LB<LOQ, EB<LOQ, EMPC (J)
OT29-SO-JO9A1-21-0001	SW8290	Total HxCDF	pg/g	0.11	J	EMPC
OT29-SO-JO9A1-21-0001	SW8330B	PETN	mg/Kg	0.25	UJ	MSRPD
OT29-SO-JO9A1-21-1415	SW8260B	1,1,1-Trichloroethane	µg/Kg	1	UJ	IS<LCL
OT29-SO-JO9A1-21-1415	SW8260B	1,1,2-Trichloro-1,2,2-trifluoroethane	µg/Kg	1	UJ	IS<LCL
OT29-SO-JO9A1-21-1415	SW8260B	1,1,2-Trichloroethane	µg/Kg	1	UJ	IS<LCL
OT29-SO-JO9A1-21-1415	SW8260B	1,1-Dichloroethane	µg/Kg	1	UJ	IS<LCL
OT29-SO-JO9A1-21-1415	SW8260B	1,1-Dichloroethene	µg/Kg	1	UJ	IS<LCL
OT29-SO-JO9A1-21-1415	SW8260B	1,2-Dichloroethane	µg/Kg	2	UJ	IS<LCL
OT29-SO-JO9A1-21-1415	SW8260B	1,2-Dichloropropane	µg/Kg	2	UJ	IS<LCL
OT29-SO-JO9A1-21-1415	SW8260B	Acetone	µg/Kg	7.9	U	EB>LOQ, Sur>UCL (J)
OT29-SO-JO9A1-21-1415	SW8260B	Benzene	µg/Kg	0.71	J	IS<LCL, Sur>UCL
OT29-SO-JO9A1-21-1415	SW8260B	Bromochloromethane	µg/Kg	2	UJ	IS<LCL
OT29-SO-JO9A1-21-1415	SW8260B	Bromodichloromethane	µg/Kg	2	UJ	IS<LCL
OT29-SO-JO9A1-21-1415	SW8260B	Bromomethane	µg/Kg	2	UJ	IS<LCL

Table 2. Summary of Data Qualification for Discrete Soil Samples for the Open Detonation Unit, Kirtland Air Force Base, December 2015

Sample Identification	Method	Analyte	Units	Final Result	Validation Flag	Validation Reason
OT29-SO-JO9A1-21-1415	SW8260B	Carbon disulfide	µg/Kg	1	UJ	IS<LCL
OT29-SO-JO9A1-21-1415	SW8260B	Carbon tetrachloride	µg/Kg	2	UJ	IS<LCL
OT29-SO-JO9A1-21-1415	SW8260B	Chloroform	µg/Kg	1	UJ	IS<LCL
OT29-SO-JO9A1-21-1415	SW8260B	Chloromethane	µg/Kg	1	UJ	IS<LCL
OT29-SO-JO9A1-21-1415	SW8260B	cis-1,2-Dichloroethene	µg/Kg	2	UJ	IS<LCL
OT29-SO-JO9A1-21-1415	SW8260B	cis-1,3-Dichloropropene	µg/Kg	2	UJ	IS<LCL
OT29-SO-JO9A1-21-1415	SW8260B	Cyclohexane	µg/Kg	1	UN	TIC
OT29-SO-JO9A1-21-1415	SW8260B	Dichlorodifluoromethane	µg/Kg	2	UJ	IS<LCL
OT29-SO-JO9A1-21-1415	SW8260B	Methyl acetate	µg/Kg	1	UN	TIC
OT29-SO-JO9A1-21-1415	SW8260B	Methyl tert-butyl ether	µg/Kg	2	UJ	IS<LCL
OT29-SO-JO9A1-21-1415	SW8260B	Methylcyclohexane	µg/Kg	1	UN	TIC
OT29-SO-JO9A1-21-1415	SW8260B	Methylene Chloride	µg/Kg	2	UJ	IS<LCL
OT29-SO-JO9A1-21-1415	SW8260B	Toluene	µg/Kg	2.1	J	IS<LCL, Sur>UCL
OT29-SO-JO9A1-21-1415	SW8260B	trans-1,2-Dichloroethene	µg/Kg	1	UJ	IS<LCL
OT29-SO-JO9A1-21-1415	SW8260B	trans-1,3-Dichloropropene	µg/Kg	2	UJ	IS<LCL
OT29-SO-JO9A1-21-1415	SW8260B	Trichloroethene	µg/Kg	2	UJ	IS<LCL
OT29-SO-JO9A1-21-1415	SW8260B	Trichlorofluoromethane	µg/Kg	1	UJ	IS<LCL
OT29-SO-JO9A1-21-1415	SW8260B	Vinyl chloride	µg/Kg	1	UJ	IS<LCL
OT29-SO-JO9A1-21-1415	SW8290	1,2,3,4,6,7,8-HpCDD	pg/g	0.19	U	LB<LOQ, EB<LOQ
OT29-SO-JO9A1-21-1415	SW8290	1,2,3,4,6,7,8-HpCDF	pg/g	0.21	U	LB<LOQ
OT29-SO-JO9A1-21-1415	SW8290	1,2,3,4,7,8,9-HpCDF	pg/g	0.19	U	LB<LOQ
OT29-SO-JO9A1-21-1415	SW8290	1,2,3,4,7,8-HxCDD	pg/g	0.072	U	EB<LOQ, EMPC (J)
OT29-SO-JO9A1-21-1415	SW8290	1,2,3,4,7,8-HxCDF	pg/g	0.096	J	EMPC
OT29-SO-JO9A1-21-1415	SW8290	1,2,3,6,7,8-HxCDD	pg/g	0.09	U	EB<LOQ, EMPC (J)
OT29-SO-JO9A1-21-1415	SW8290	1,2,3,6,7,8-HxCDF	pg/g	0.11	J	EMPC
OT29-SO-JO9A1-21-1415	SW8290	1,2,3,7,8,9-HxCDD	pg/g	0.1	U	LB<LOQ, EB<LOQ
OT29-SO-JO9A1-21-1415	SW8290	1,2,3,7,8,9-HxCDF	pg/g	0.11	J	EMPC
OT29-SO-JO9A1-21-1415	SW8290	1,2,3,7,8-PeCDF	pg/g	0.054	J	EMPC
OT29-SO-JO9A1-21-1415	SW8290	2,3,4,7,8-PeCDF	pg/g	0.062	J	EMPC
OT29-SO-JO9A1-21-1415	SW8290	OCDD	pg/g	0.6	U	LB<LOQ, EB<LOQ
OT29-SO-JO9A1-21-1415	SW8290	OCDF	pg/g	2.2	U	LB<LOQ, EB<LOQ
OT29-SO-JO9A1-21-1415	SW8290	Total HpCDD	pg/g	0.3	U	LB<LOQ, EB<LOQ
OT29-SO-JO9A1-21-1415	SW8290	Total HpCDF	pg/g	0.4	U	LB<LOQ, EMPC (J)
OT29-SO-JO9A1-21-1415	SW8290	Total HxCDD	pg/g	0.27	U	LB<LOQ, EB<LOQ, EMPC (J)
OT29-SO-JO9A1-21-1415	SW8290	Total HxCDF	pg/g	0.39	J	EMPC
OT29-SO-JO9A1-21-1415	SW8290	Total PeCDF	pg/g	0.12	J	EMPC
OT29-SO-JO9B1-01-0001	SW8260B	1,1,1-Trichloroethane	µg/Kg	1.1	R	IS<LCL
OT29-SO-JO9B1-01-0001	SW8260B	1,1,2,2-Tetrachloroethane	µg/Kg	2.3	UJ	IS<LCL
OT29-SO-JO9B1-01-0001	SW8260B	1,1,2-Trichloro-1,2,2-trifluoroethane	µg/Kg	1.1	R	IS<LCL
OT29-SO-JO9B1-01-0001	SW8260B	1,1,2-Trichloroethane	µg/Kg	1.1	R	IS<LCL
OT29-SO-JO9B1-01-0001	SW8260B	1,1-Dichloroethane	µg/Kg	1.1	R	IS<LCL
OT29-SO-JO9B1-01-0001	SW8260B	1,1-Dichloroethene	µg/Kg	1.1	R	IS<LCL
OT29-SO-JO9B1-01-0001	SW8260B	1,2,3-Trichlorobenzene	µg/Kg	2.3	UJ	IS<LCL
OT29-SO-JO9B1-01-0001	SW8260B	1,2,3-Trichloropropane	µg/Kg	2.3	UJ	IS<LCL
OT29-SO-JO9B1-01-0001	SW8260B	1,2,4-Trichlorobenzene	µg/Kg	2.3	UJ	IS<LCL

Table 2. Summary of Data Qualification for Discrete Soil Samples for the Open Detonation Unit, Kirtland Air Force Base, December 2015

Sample Identification	Method	Analyte	Units	Final Result	Validation Flag	Validation Reason
OT29-SO-JO9B1-01-0001	SW8260B	1,2,4-Trimethylbenzene	µg/Kg	2.3	UJ	IS<LCL
OT29-SO-JO9B1-01-0001	SW8260B	1,2-Dibromo-3-Chloropropane	µg/Kg	2.3	UJ	IS<LCL
OT29-SO-JO9B1-01-0001	SW8260B	1,2-Dibromoethane (EDB)	µg/Kg	1.1	R	IS<LCL
OT29-SO-JO9B1-01-0001	SW8260B	1,2-Dichlorobenzene	µg/Kg	2.3	UJ	IS<LCL
OT29-SO-JO9B1-01-0001	SW8260B	1,2-Dichloroethane	µg/Kg	2.3	R	IS<LCL
OT29-SO-JO9B1-01-0001	SW8260B	1,2-Dichloropropane	µg/Kg	2.3	R	IS<LCL
OT29-SO-JO9B1-01-0001	SW8260B	1,3,5-Trimethylbenzene	µg/Kg	1.1	UJ	IS<LCL
OT29-SO-JO9B1-01-0001	SW8260B	1,3-Dichlorobenzene	µg/Kg	1.1	UJ	IS<LCL
OT29-SO-JO9B1-01-0001	SW8260B	1,4-Dichlorobenzene	µg/Kg	2.3	UJ	IS<LCL
OT29-SO-JO9B1-01-0001	SW8260B	1,4-Dioxane	µg/Kg	86	UJ	IS<LCL
OT29-SO-JO9B1-01-0001	SW8260B	2-Butanone (MEK)	µg/Kg	5.7	UJ	IS<LCL
OT29-SO-JO9B1-01-0001	SW8260B	2-Hexanone	µg/Kg	2.3	UJ	IS<LCL
OT29-SO-JO9B1-01-0001	SW8260B	4-Methyl-2-pentanone (MIBK)	µg/Kg	2.3	UJ	IS<LCL
OT29-SO-JO9B1-01-0001	SW8260B	Acetone	µg/Kg	8.3	U	EB>LOQ, Sur>UCL (J), IS<LCL (J)
OT29-SO-JO9B1-01-0001	SW8260B	Benzene	µg/Kg	1.1	R	IS<LCL
OT29-SO-JO9B1-01-0001	SW8260B	Bromochloromethane	µg/Kg	2.3	R	IS<LCL
OT29-SO-JO9B1-01-0001	SW8260B	Bromodichloromethane	µg/Kg	2.3	R	IS<LCL
OT29-SO-JO9B1-01-0001	SW8260B	Bromoform	µg/Kg	1.1	R	IS<LCL
OT29-SO-JO9B1-01-0001	SW8260B	Bromomethane	µg/Kg	2.3	R	IS<LCL
OT29-SO-JO9B1-01-0001	SW8260B	Carbon disulfide	µg/Kg	1.1	R	IS<LCL
OT29-SO-JO9B1-01-0001	SW8260B	Carbon tetrachloride	µg/Kg	2.3	R	IS<LCL
OT29-SO-JO9B1-01-0001	SW8260B	Chlorobenzene	µg/Kg	1.1	R	IS<LCL
OT29-SO-JO9B1-01-0001	SW8260B	Chloroethane	µg/Kg	1.1	R	IS<LCL
OT29-SO-JO9B1-01-0001	SW8260B	Chloroform	µg/Kg	1.1	R	IS<LCL
OT29-SO-JO9B1-01-0001	SW8260B	Chloromethane	µg/Kg	1.1	R	IS<LCL
OT29-SO-JO9B1-01-0001	SW8260B	cis-1,2-Dichloroethene	µg/Kg	2.3	R	IS<LCL
OT29-SO-JO9B1-01-0001	SW8260B	cis-1,3-Dichloropropene	µg/Kg	2.3	R	IS<LCL
OT29-SO-JO9B1-01-0001	SW8260B	Cyclohexane	µg/Kg	1.1	UN	TIC
OT29-SO-JO9B1-01-0001	SW8260B	Dibromochloromethane	µg/Kg	1.1	R	IS<LCL
OT29-SO-JO9B1-01-0001	SW8260B	Dichlorodifluoromethane	µg/Kg	2.3	R	IS<LCL
OT29-SO-JO9B1-01-0001	SW8260B	Ethylbenzene	µg/Kg	1.1	R	IS<LCL
OT29-SO-JO9B1-01-0001	SW8260B	Isopropylbenzene	µg/Kg	2.3	R	IS<LCL
OT29-SO-JO9B1-01-0001	SW8260B	Methyl acetate	µg/Kg	1.1	UN	TIC
OT29-SO-JO9B1-01-0001	SW8260B	Methyl tert-butyl ether	µg/Kg	2.3	R	IS<LCL
OT29-SO-JO9B1-01-0001	SW8260B	Methylcyclohexane	µg/Kg	1.1	UN	TIC
OT29-SO-JO9B1-01-0001	SW8260B	Methylene Chloride	µg/Kg	2.3	R	IS<LCL
OT29-SO-JO9B1-01-0001	SW8260B	m-Xylene & p-Xylene	µg/Kg	2.3	R	IS<LCL
OT29-SO-JO9B1-01-0001	SW8260B	Naphthalene	µg/Kg	2.3	UJ	IS<LCL
OT29-SO-JO9B1-01-0001	SW8260B	o-Xylene	µg/Kg	1.1	R	IS<LCL
OT29-SO-JO9B1-01-0001	SW8260B	Styrene	µg/Kg	1.1	R	IS<LCL
OT29-SO-JO9B1-01-0001	SW8260B	Tetrachloroethene	µg/Kg	2.3	R	IS<LCL
OT29-SO-JO9B1-01-0001	SW8260B	Toluene	µg/Kg	2.3	R	IS<LCL
OT29-SO-JO9B1-01-0001	SW8260B	trans-1,2-Dichloroethene	µg/Kg	1.1	R	IS<LCL
OT29-SO-JO9B1-01-0001	SW8260B	trans-1,3-Dichloropropene	µg/Kg	2.3	R	IS<LCL
OT29-SO-JO9B1-01-0001	SW8260B	Trichloroethene	µg/Kg	2.3	R	IS<LCL
OT29-SO-JO9B1-01-0001	SW8260B	Trichlorofluoromethane	µg/Kg	1.1	R	IS<LCL

Table 2. Summary of Data Qualification for Discrete Soil Samples for the Open Detonation Unit, Kirtland Air Force Base, December 2015

Sample Identification	Method	Analyte	Units	Final Result	Validation Flag	Validation Reason
OT29-SO-JO9B1-01-0001	SW8260B	Vinyl chloride	µg/Kg	1.1	R	IS<LCL
OT29-SO-JO9B1-01-0001	SW8290	1,2,3,4,6,7,8-HpCDD	pg/g	0.77	U	LB<LOQ, EB<LOQ
OT29-SO-JO9B1-01-0001	SW8290	1,2,3,4,6,7,8-HpCDF	pg/g	0.18	U	LB<LOQ, EMPC (J)
OT29-SO-JO9B1-01-0001	SW8290	1,2,3,7,8,9-HxCDD	pg/g	0.058	U	LB<LOQ, EB<LOQ
OT29-SO-JO9B1-01-0001	SW8290	OCDD	pg/g	7.9	U	EB<LOQ
OT29-SO-JO9B1-01-0001	SW8290	OCDF	pg/g	1.1	U	LB<LOQ, EB<LOQ
OT29-SO-JO9B1-01-0001	SW8290	Total HpCDD	pg/g	1.3	U	LB<LOQ, EB<LOQ, EMPC (J)
OT29-SO-JO9B1-01-0001	SW8290	Total HpCDF	pg/g	0.47	U	LB<LOQ, EMPC (J)
OT29-SO-JO9B1-01-0001	SW8290	Total HxCDD	pg/g	0.058	U	LB<LOQ, EB<LOQ
OT29-SO-JO9B1-01-1415	SW8260B	1,1,1-Trichloroethane	µg/Kg	0.98	R	IS<LCL
OT29-SO-JO9B1-01-1415	SW8260B	1,1,2,2-Tetrachloroethane	µg/Kg	2	UJ	IS<LCL
OT29-SO-JO9B1-01-1415	SW8260B	1,1,2-Trichloro-1,2,2-trifluoroethane	µg/Kg	0.98	R	IS<LCL
OT29-SO-JO9B1-01-1415	SW8260B	1,1,2-Trichloroethane	µg/Kg	0.98	R	IS<LCL
OT29-SO-JO9B1-01-1415	SW8260B	1,1-Dichloroethane	µg/Kg	0.98	R	IS<LCL
OT29-SO-JO9B1-01-1415	SW8260B	1,1-Dichloroethene	µg/Kg	0.98	R	IS<LCL
OT29-SO-JO9B1-01-1415	SW8260B	1,2,3-Trichlorobenzene	µg/Kg	2	UJ	IS<LCL
OT29-SO-JO9B1-01-1415	SW8260B	1,2,3-Trichloropropane	µg/Kg	2	UJ	IS<LCL
OT29-SO-JO9B1-01-1415	SW8260B	1,2,4-Trichlorobenzene	µg/Kg	2	UJ	IS<LCL
OT29-SO-JO9B1-01-1415	SW8260B	1,2,4-Trimethylbenzene	µg/Kg	2	UJ	IS<LCL
OT29-SO-JO9B1-01-1415	SW8260B	1,2-Dibromo-3-Chloropropane	µg/Kg	2	UJ	IS<LCL
OT29-SO-JO9B1-01-1415	SW8260B	1,2-Dibromoethane (EDB)	µg/Kg	0.98	UJ	IS<LCL
OT29-SO-JO9B1-01-1415	SW8260B	1,2-Dichlorobenzene	µg/Kg	2	UJ	IS<LCL
OT29-SO-JO9B1-01-1415	SW8260B	1,2-Dichloroethane	µg/Kg	2	R	IS<LCL
OT29-SO-JO9B1-01-1415	SW8260B	1,2-Dichloropropane	µg/Kg	2	R	IS<LCL
OT29-SO-JO9B1-01-1415	SW8260B	1,3,5-Trimethylbenzene	µg/Kg	0.98	UJ	IS<LCL
OT29-SO-JO9B1-01-1415	SW8260B	1,3-Dichlorobenzene	µg/Kg	0.98	UJ	IS<LCL
OT29-SO-JO9B1-01-1415	SW8260B	1,4-Dichlorobenzene	µg/Kg	2	UJ	IS<LCL
OT29-SO-JO9B1-01-1415	SW8260B	1,4-Dioxane	µg/Kg	74	UJ	IS<LCL
OT29-SO-JO9B1-01-1415	SW8260B	2-Butanone (MEK)	µg/Kg	4.9	UJ	IS<LCL
OT29-SO-JO9B1-01-1415	SW8260B	2-Hexanone	µg/Kg	2	UJ	IS<LCL
OT29-SO-JO9B1-01-1415	SW8260B	4-Methyl-2-pentanone (MIBK)	µg/Kg	2	UJ	IS<LCL
OT29-SO-JO9B1-01-1415	SW8260B	Acetone	µg/Kg	4.9	UJ	IS<LCL
OT29-SO-JO9B1-01-1415	SW8260B	Benzene	µg/Kg	0.98	R	IS<LCL
OT29-SO-JO9B1-01-1415	SW8260B	Bromochloromethane	µg/Kg	2	R	IS<LCL
OT29-SO-JO9B1-01-1415	SW8260B	Bromodichloromethane	µg/Kg	2	R	IS<LCL
OT29-SO-JO9B1-01-1415	SW8260B	Bromoform	µg/Kg	0.98	UJ	IS<LCL
OT29-SO-JO9B1-01-1415	SW8260B	Bromomethane	µg/Kg	2	R	IS<LCL
OT29-SO-JO9B1-01-1415	SW8260B	Carbon disulfide	µg/Kg	0.98	R	IS<LCL
OT29-SO-JO9B1-01-1415	SW8260B	Carbon tetrachloride	µg/Kg	2	R	IS<LCL
OT29-SO-JO9B1-01-1415	SW8260B	Chloroethane	µg/Kg	0.98	R	IS<LCL
OT29-SO-JO9B1-01-1415	SW8260B	Chloroform	µg/Kg	0.98	R	IS<LCL
OT29-SO-JO9B1-01-1415	SW8260B	Chloromethane	µg/Kg	0.98	R	IS<LCL
OT29-SO-JO9B1-01-1415	SW8260B	cis-1,2-Dichloroethene	µg/Kg	2	R	IS<LCL
OT29-SO-JO9B1-01-1415	SW8260B	cis-1,3-Dichloropropene	µg/Kg	2	R	IS<LCL
OT29-SO-JO9B1-01-1415	SW8260B	Cyclohexane	µg/Kg	0.98	UN	TIC

Table 2. Summary of Data Qualification for Discrete Soil Samples for the Open Detonation Unit, Kirtland Air Force Base, December 2015

Sample Identification	Method	Analyte	Units	Final Result	Validation Flag	Validation Reason
OT29-SO-JO9B1-01-1415	SW8260B	Dibromochloromethane	µg/Kg	0.98	UJ	IS<LCL
OT29-SO-JO9B1-01-1415	SW8260B	Dichlorodifluoromethane	µg/Kg	2	R	IS<LCL
OT29-SO-JO9B1-01-1415	SW8260B	Ethylbenzene	µg/Kg	0.98	UJ	IS<LCL
OT29-SO-JO9B1-01-1415	SW8260B	Isopropylbenzene	µg/Kg	2	UJ	IS<LCL
OT29-SO-JO9B1-01-1415	SW8260B	Methyl acetate	µg/Kg	0.98	UN	TIC
OT29-SO-JO9B1-01-1415	SW8260B	Methyl tert-butyl ether	µg/Kg	2	R	IS<LCL
OT29-SO-JO9B1-01-1415	SW8260B	Methylcyclohexane	µg/Kg	0.98	UN	TIC
OT29-SO-JO9B1-01-1415	SW8260B	Methylene Chloride	µg/Kg	2	R	IS<LCL
OT29-SO-JO9B1-01-1415	SW8260B	m-Xylene & p-Xylene	µg/Kg	2	UJ	IS<LCL
OT29-SO-JO9B1-01-1415	SW8260B	Naphthalene	µg/Kg	2	UJ	IS<LCL
OT29-SO-JO9B1-01-1415	SW8260B	o-Xylene	µg/Kg	0.98	UJ	IS<LCL
OT29-SO-JO9B1-01-1415	SW8260B	Styrene	µg/Kg	0.98	UJ	IS<LCL
OT29-SO-JO9B1-01-1415	SW8260B	Tetrachloroethene	µg/Kg	2	UJ	IS<LCL
OT29-SO-JO9B1-01-1415	SW8260B	Toluene	µg/Kg	0.67	J	IS<LCL, Sur>UCL
OT29-SO-JO9B1-01-1415	SW8260B	trans-1,2-Dichloroethene	µg/Kg	0.98	R	IS<LCL
OT29-SO-JO9B1-01-1415	SW8260B	trans-1,3-Dichloropropene	µg/Kg	2	R	IS<LCL
OT29-SO-JO9B1-01-1415	SW8260B	Trichloroethene	µg/Kg	2	R	IS<LCL
OT29-SO-JO9B1-01-1415	SW8260B	Trichlorofluoromethane	µg/Kg	0.98	R	IS<LCL
OT29-SO-JO9B1-01-1415	SW8260B	Vinyl chloride	µg/Kg	0.98	R	IS<LCL
OT29-SO-JO9B1-01-1415	SW8290	1,2,3,4,6,7,8-HpCDD	pg/g	0.078	U	LB<LOQ, EB<LOQ
OT29-SO-JO9B1-01-1415	SW8290	1,2,3,4,6,7,8-HpCDF	pg/g	0.17	U	LB<LOQ, EMPC (J)
OT29-SO-JO9B1-01-1415	SW8290	1,2,3,4,7,8-HxCDF	pg/g	0.12	J	EMPC
OT29-SO-JO9B1-01-1415	SW8290	OCDD	pg/g	0.35	U	LB<LOQ, EB<LOQ
OT29-SO-JO9B1-01-1415	SW8290	OCDF	pg/g	0.47	U	LB<LOQ, EB<LOQ
OT29-SO-JO9B1-01-1415	SW8290	Total HpCDD	pg/g	0.19	U	LB<LOQ, EB<LOQ
OT29-SO-JO9B1-01-1415	SW8290	Total HpCDF	pg/g	0.17	U	LB<LOQ, EMPC (J)
OT29-SO-JO9B1-01-1415	SW8290	Total HxCDF	pg/g	0.12	J	EMPC
OT29-SO-JO9B1-01-1415	SW8290	Total TCDF	pg/g	0.25	J	EMPC
OT29-SO-JO9B1-02-0001	SW8260B	1,1,1-Trichloroethane	µg/Kg	1.3	UJ	IS<LCL
OT29-SO-JO9B1-02-0001	SW8260B	1,1,2,2-Tetrachloroethane	µg/Kg	2.6	UJ	IS<LCL
OT29-SO-JO9B1-02-0001	SW8260B	1,1,2-Trichloro-1,2,2-trifluoroethane	µg/Kg	1.3	UJ	IS<LCL
OT29-SO-JO9B1-02-0001	SW8260B	1,1,2-Trichloroethane	µg/Kg	1.3	UJ	IS<LCL
OT29-SO-JO9B1-02-0001	SW8260B	1,1-Dichloroethane	µg/Kg	1.3	UJ	IS<LCL
OT29-SO-JO9B1-02-0001	SW8260B	1,1-Dichloroethene	µg/Kg	1.3	UJ	IS<LCL
OT29-SO-JO9B1-02-0001	SW8260B	1,2,3-Trichlorobenzene	µg/Kg	2.6	UJ	IS<LCL
OT29-SO-JO9B1-02-0001	SW8260B	1,2,3-Trichloropropane	µg/Kg	2.6	UJ	IS<LCL
OT29-SO-JO9B1-02-0001	SW8260B	1,2,4-Trichlorobenzene	µg/Kg	2.6	UJ	IS<LCL
OT29-SO-JO9B1-02-0001	SW8260B	1,2,4-Trimethylbenzene	µg/Kg	2.6	UJ	IS<LCL
OT29-SO-JO9B1-02-0001	SW8260B	1,2-Dibromo-3-Chloropropane	µg/Kg	2.6	UJ	IS<LCL
OT29-SO-JO9B1-02-0001	SW8260B	1,2-Dibromoethane (EDB)	µg/Kg	1.3	UJ	IS<LCL
OT29-SO-JO9B1-02-0001	SW8260B	1,2-Dichlorobenzene	µg/Kg	2.6	UJ	IS<LCL
OT29-SO-JO9B1-02-0001	SW8260B	1,2-Dichloroethane	µg/Kg	2.6	UJ	IS<LCL
OT29-SO-JO9B1-02-0001	SW8260B	1,2-Dichloropropane	µg/Kg	2.6	UJ	IS<LCL
OT29-SO-JO9B1-02-0001	SW8260B	1,3,5-Trimethylbenzene	µg/Kg	1.3	UJ	IS<LCL
OT29-SO-JO9B1-02-0001	SW8260B	1,3-Dichlorobenzene	µg/Kg	1.3	UJ	IS<LCL
OT29-SO-JO9B1-02-0001	SW8260B	1,4-Dichlorobenzene	µg/Kg	2.6	UJ	IS<LCL

Table 2. Summary of Data Qualification for Discrete Soil Samples for the Open Detonation Unit, Kirtland Air Force Base, December 2015

Sample Identification	Method	Analyte	Units	Final Result	Validation Flag	Validation Reason
OT29-SO-JO9B1-02-0001	SW8260B	1,4-Dioxane	µg/Kg	97	UJ	IS<LCL
OT29-SO-JO9B1-02-0001	SW8260B	2-Butanone (MEK)	µg/Kg	6.5	UJ	IS<LCL
OT29-SO-JO9B1-02-0001	SW8260B	2-Hexanone	µg/Kg	2.6	UJ	IS<LCL
OT29-SO-JO9B1-02-0001	SW8260B	4-Methyl-2-pentanone (MIBK)	µg/Kg	2.6	UJ	IS<LCL
OT29-SO-JO9B1-02-0001	SW8260B	Acetone	µg/Kg	14	U	EB>LOQ, Sur>UCL (J), IS<LCL (J)
OT29-SO-JO9B1-02-0001	SW8260B	Benzene	µg/Kg	1.5	J	IS<LCL, Sur>UCL
OT29-SO-JO9B1-02-0001	SW8260B	Bromochloromethane	µg/Kg	2.6	UJ	IS<LCL
OT29-SO-JO9B1-02-0001	SW8260B	Bromodichloromethane	µg/Kg	2.6	UJ	IS<LCL
OT29-SO-JO9B1-02-0001	SW8260B	Bromoform	µg/Kg	1.3	UJ	IS<LCL
OT29-SO-JO9B1-02-0001	SW8260B	Bromomethane	µg/Kg	2.6	UJ	IS<LCL
OT29-SO-JO9B1-02-0001	SW8260B	Carbon disulfide	µg/Kg	1.3	UJ	IS<LCL
OT29-SO-JO9B1-02-0001	SW8260B	Carbon tetrachloride	µg/Kg	2.6	UJ	IS<LCL
OT29-SO-JO9B1-02-0001	SW8260B	Chlorobenzene	µg/Kg	1.3	UJ	IS<LCL
OT29-SO-JO9B1-02-0001	SW8260B	Chloroethane	µg/Kg	1.3	UJ	IS<LCL
OT29-SO-JO9B1-02-0001	SW8260B	Chloroform	µg/Kg	1.3	UJ	IS<LCL
OT29-SO-JO9B1-02-0001	SW8260B	Chloromethane	µg/Kg	1.3	UJ	IS<LCL
OT29-SO-JO9B1-02-0001	SW8260B	cis-1,2-Dichloroethene	µg/Kg	2.6	UJ	IS<LCL
OT29-SO-JO9B1-02-0001	SW8260B	cis-1,3-Dichloropropene	µg/Kg	2.6	UJ	IS<LCL
OT29-SO-JO9B1-02-0001	SW8260B	Cyclohexane	µg/Kg	1.3	UN	TIC
OT29-SO-JO9B1-02-0001	SW8260B	Dibromochloromethane	µg/Kg	1.3	UJ	IS<LCL
OT29-SO-JO9B1-02-0001	SW8260B	Dichlorodifluoromethane	µg/Kg	2.6	UJ	IS<LCL
OT29-SO-JO9B1-02-0001	SW8260B	Ethylbenzene	µg/Kg	1.3	UJ	IS<LCL
OT29-SO-JO9B1-02-0001	SW8260B	Isopropylbenzene	µg/Kg	2.6	UJ	IS<LCL
OT29-SO-JO9B1-02-0001	SW8260B	Methyl acetate	µg/Kg	1.3	UN	TIC
OT29-SO-JO9B1-02-0001	SW8260B	Methyl tert-butyl ether	µg/Kg	2.6	UJ	IS<LCL
OT29-SO-JO9B1-02-0001	SW8260B	Methylcyclohexane	µg/Kg	1.3	UN	TIC
OT29-SO-JO9B1-02-0001	SW8260B	Methylene Chloride	µg/Kg	2.6	UJ	IS<LCL
OT29-SO-JO9B1-02-0001	SW8260B	m-Xylene & p-Xylene	µg/Kg	2.6	UJ	IS<LCL
OT29-SO-JO9B1-02-0001	SW8260B	Naphthalene	µg/Kg	2.6	UJ	IS<LCL
OT29-SO-JO9B1-02-0001	SW8260B	o-Xylene	µg/Kg	1.3	UJ	IS<LCL
OT29-SO-JO9B1-02-0001	SW8260B	Styrene	µg/Kg	1.3	UJ	IS<LCL
OT29-SO-JO9B1-02-0001	SW8260B	Tetrachloroethene	µg/Kg	2.6	UJ	IS<LCL
OT29-SO-JO9B1-02-0001	SW8260B	Toluene	µg/Kg	2.9	J	IS<LCL, Sur>UCL
OT29-SO-JO9B1-02-0001	SW8260B	trans-1,2-Dichloroethene	µg/Kg	1.3	UJ	IS<LCL
OT29-SO-JO9B1-02-0001	SW8260B	trans-1,3-Dichloropropene	µg/Kg	2.6	UJ	IS<LCL
OT29-SO-JO9B1-02-0001	SW8260B	Trichloroethene	µg/Kg	2.6	UJ	IS<LCL
OT29-SO-JO9B1-02-0001	SW8260B	Trichlorofluoromethane	µg/Kg	1.3	UJ	IS<LCL
OT29-SO-JO9B1-02-0001	SW8260B	Vinyl chloride	µg/Kg	1.3	UJ	IS<LCL
OT29-SO-JO9B1-02-0001	SW8290	1,2,3,4,6,7,8-HpCDD	pg/g	2.8	U	EB<LOQ
OT29-SO-JO9B1-02-0001	SW8290	1,2,3,4,6,7,8-HpCDF	pg/g	0.74	U	LB<LOQ
OT29-SO-JO9B1-02-0001	SW8290	1,2,3,4,7,8,9-HpCDF	pg/g	0.12	U	LB<LOQ
OT29-SO-JO9B1-02-0001	SW8290	1,2,3,4,7,8-HxCDD	pg/g	0.036	U	EB<LOQ, EMPC (J)
OT29-SO-JO9B1-02-0001	SW8290	1,2,3,6,7,8-HxCDD	pg/g	0.13	U	EB<LOQ, EMPC (J)
OT29-SO-JO9B1-02-0001	SW8290	1,2,3,7,8,9-HxCDD	pg/g	0.071	U	LB<LOQ, EB<LOQ, EMPC (J)
OT29-SO-JO9B1-02-0001	SW8290	2,3,4,7,8-PeCDF	pg/g	0.068	J	EMPC

Table 2. Summary of Data Qualification for Discrete Soil Samples for the Open Detonation Unit, Kirtland Air Force Base, December 2015

Sample Identification	Method	Analyte	Units	Final Result	Validation Flag	Validation Reason
OT29-SO-JO9B1-02-0001	SW8290	OCDD	pg/g	25	U	EB<LOQ
OT29-SO-JO9B1-02-0001	SW8290	OCDF	pg/g	2	U	LB<LOQ, EB<LOQ
OT29-SO-JO9B1-02-0001	SW8290	Total HpCDD	pg/g	4.7	U	EB<LOQ
OT29-SO-JO9B1-02-0001	SW8290	Total HpCDF	pg/g	1.7	U	LB<LOQ
OT29-SO-JO9B1-02-0001	SW8290	Total HxCDD	pg/g	0.64	U	EB<LOQ, EMPC (J)
OT29-SO-JO9B1-02-0001	SW8290	Total HxCDF	pg/g	0.74	J	EMPC
OT29-SO-JO9B1-02-0001	SW8290	Total PeCDF	pg/g	0.31	J	EMPC
OT29-SO-JO9B1-02-0001	SW8290	Total TCDF	pg/g	0.42	J	EMPC
OT29-SO-JO9B1-02-0405	SW8330B	2,4-Dinitrotoluene	mg/Kg	0.028	U	EB<LOQ
OT29-SO-JO9B1-02-1415	SW8260B	1,1,1-Trichloroethane	µg/Kg	0.95	UJ	IS<LCL
OT29-SO-JO9B1-02-1415	SW8260B	1,1,2,2-Tetrachloroethane	µg/Kg	1.9	UJ	IS<LCL
OT29-SO-JO9B1-02-1415	SW8260B	1,1,2-Trichloro-1,2,2-trifluoroethane	µg/Kg	0.95	UJ	IS<LCL
OT29-SO-JO9B1-02-1415	SW8260B	1,1,2-Trichloroethane	µg/Kg	0.95	UJ	IS<LCL
OT29-SO-JO9B1-02-1415	SW8260B	1,1-Dichloroethane	µg/Kg	0.95	UJ	IS<LCL
OT29-SO-JO9B1-02-1415	SW8260B	1,1-Dichloroethene	µg/Kg	0.95	UJ	IS<LCL
OT29-SO-JO9B1-02-1415	SW8260B	1,2,3-Trichlorobenzene	µg/Kg	1.9	UJ	IS<LCL
OT29-SO-JO9B1-02-1415	SW8260B	1,2,3-Trichloropropane	µg/Kg	1.9	UJ	IS<LCL
OT29-SO-JO9B1-02-1415	SW8260B	1,2,4-Trichlorobenzene	µg/Kg	1.9	UJ	IS<LCL
OT29-SO-JO9B1-02-1415	SW8260B	1,2,4-Trimethylbenzene	µg/Kg	1.9	UJ	IS<LCL
OT29-SO-JO9B1-02-1415	SW8260B	1,2-Dibromo-3-Chloropropane	µg/Kg	1.9	UJ	IS<LCL
OT29-SO-JO9B1-02-1415	SW8260B	1,2-Dibromoethane (EDB)	µg/Kg	0.95	UJ	IS<LCL
OT29-SO-JO9B1-02-1415	SW8260B	1,2-Dichlorobenzene	µg/Kg	1.9	UJ	IS<LCL
OT29-SO-JO9B1-02-1415	SW8260B	1,2-Dichloroethane	µg/Kg	1.9	UJ	IS<LCL
OT29-SO-JO9B1-02-1415	SW8260B	1,2-Dichloropropane	µg/Kg	1.9	UJ	IS<LCL
OT29-SO-JO9B1-02-1415	SW8260B	1,3,5-Trimethylbenzene	µg/Kg	0.95	UJ	IS<LCL
OT29-SO-JO9B1-02-1415	SW8260B	1,3-Dichlorobenzene	µg/Kg	0.95	UJ	IS<LCL
OT29-SO-JO9B1-02-1415	SW8260B	1,4-Dichlorobenzene	µg/Kg	1.9	UJ	IS<LCL
OT29-SO-JO9B1-02-1415	SW8260B	1,4-Dioxane	µg/Kg	71	UJ	IS<LCL
OT29-SO-JO9B1-02-1415	SW8260B	2-Butanone (MEK)	µg/Kg	4.7	UJ	IS<LCL
OT29-SO-JO9B1-02-1415	SW8260B	2-Hexanone	µg/Kg	1.9	UJ	IS<LCL
OT29-SO-JO9B1-02-1415	SW8260B	4-Methyl-2-pentanone (MIBK)	µg/Kg	1.9	UJ	IS<LCL
OT29-SO-JO9B1-02-1415	SW8260B	Acetone	µg/Kg	7.9	U	EB>LOQ, Sur>UCL (J), IS<LCL (J)
OT29-SO-JO9B1-02-1415	SW8260B	Benzene	µg/Kg	0.95	UJ	IS<LCL
OT29-SO-JO9B1-02-1415	SW8260B	Bromochloromethane	µg/Kg	1.9	UJ	IS<LCL
OT29-SO-JO9B1-02-1415	SW8260B	Bromodichloromethane	µg/Kg	1.9	UJ	IS<LCL
OT29-SO-JO9B1-02-1415	SW8260B	Bromoform	µg/Kg	0.95	UJ	IS<LCL
OT29-SO-JO9B1-02-1415	SW8260B	Bromomethane	µg/Kg	1.9	UJ	IS<LCL
OT29-SO-JO9B1-02-1415	SW8260B	Carbon disulfide	µg/Kg	0.95	UJ	IS<LCL
OT29-SO-JO9B1-02-1415	SW8260B	Carbon tetrachloride	µg/Kg	1.9	UJ	IS<LCL
OT29-SO-JO9B1-02-1415	SW8260B	Chlorobenzene	µg/Kg	0.95	UJ	IS<LCL
OT29-SO-JO9B1-02-1415	SW8260B	Chloroethane	µg/Kg	0.95	UJ	IS<LCL
OT29-SO-JO9B1-02-1415	SW8260B	Chloroform	µg/Kg	0.95	UJ	IS<LCL
OT29-SO-JO9B1-02-1415	SW8260B	Chloromethane	µg/Kg	0.95	UJ	IS<LCL
OT29-SO-JO9B1-02-1415	SW8260B	cis-1,2-Dichloroethene	µg/Kg	1.9	UJ	IS<LCL
OT29-SO-JO9B1-02-1415	SW8260B	cis-1,3-Dichloropropene	µg/Kg	1.9	UJ	IS<LCL

Table 2. Summary of Data Qualification for Discrete Soil Samples for the Open Detonation Unit, Kirtland Air Force Base, December 2015

Sample Identification	Method	Analyte	Units	Final Result	Validation Flag	Validation Reason
OT29-SO-JO9B1-02-1415	SW8260B	Cyclohexane	µg/Kg	0.95	UN	TIC
OT29-SO-JO9B1-02-1415	SW8260B	Dibromochloromethane	µg/Kg	0.95	UJ	IS<LCL
OT29-SO-JO9B1-02-1415	SW8260B	Dichlorodifluoromethane	µg/Kg	1.9	UJ	IS<LCL
OT29-SO-JO9B1-02-1415	SW8260B	Ethylbenzene	µg/Kg	0.95	UJ	IS<LCL
OT29-SO-JO9B1-02-1415	SW8260B	Isopropylbenzene	µg/Kg	1.9	UJ	IS<LCL
OT29-SO-JO9B1-02-1415	SW8260B	Methyl acetate	µg/Kg	0.95	UN	TIC
OT29-SO-JO9B1-02-1415	SW8260B	Methyl tert-butyl ether	µg/Kg	1.9	UJ	IS<LCL
OT29-SO-JO9B1-02-1415	SW8260B	Methylcyclohexane	µg/Kg	0.95	UN	TIC
OT29-SO-JO9B1-02-1415	SW8260B	Methylene Chloride	µg/Kg	1.9	UJ	IS<LCL
OT29-SO-JO9B1-02-1415	SW8260B	m-Xylene & p-Xylene	µg/Kg	1.9	UJ	IS<LCL
OT29-SO-JO9B1-02-1415	SW8260B	Naphthalene	µg/Kg	1.9	UJ	IS<LCL
OT29-SO-JO9B1-02-1415	SW8260B	o-Xylene	µg/Kg	0.95	UJ	IS<LCL
OT29-SO-JO9B1-02-1415	SW8260B	Styrene	µg/Kg	0.95	UJ	IS<LCL
OT29-SO-JO9B1-02-1415	SW8260B	Tetrachloroethene	µg/Kg	1.9	UJ	IS<LCL
OT29-SO-JO9B1-02-1415	SW8260B	Toluene	µg/Kg	1.6	J	IS<LCL, Sur>UCL
OT29-SO-JO9B1-02-1415	SW8260B	trans-1,2-Dichloroethene	µg/Kg	0.95	UJ	IS<LCL
OT29-SO-JO9B1-02-1415	SW8260B	trans-1,3-Dichloropropene	µg/Kg	1.9	UJ	IS<LCL
OT29-SO-JO9B1-02-1415	SW8260B	Trichloroethene	µg/Kg	1.9	UJ	IS<LCL
OT29-SO-JO9B1-02-1415	SW8260B	Trichlorofluoromethane	µg/Kg	0.95	UJ	IS<LCL
OT29-SO-JO9B1-02-1415	SW8260B	Vinyl chloride	µg/Kg	0.95	UJ	IS<LCL
OT29-SO-JO9B1-02-1415	SW8290	1,2,3,4,6,7,8-HpCDD	pg/g	0.054	U	LB<LOQ, EB<LOQ, EMPC (J)
OT29-SO-JO9B1-02-1415	SW8290	1,2,3,4,6,7,8-HpCDF	pg/g	0.099	U	LB<LOQ, EMPC (J)
OT29-SO-JO9B1-02-1415	SW8290	1,2,3,4,7,8-HxCDF	pg/g	0.046	J	EMPC
OT29-SO-JO9B1-02-1415	SW8290	1,2,3,6,7,8-HxCDF	pg/g	0.025	J	EMPC
OT29-SO-JO9B1-02-1415	SW8290	OCDD	pg/g	0.31	U	LB<LOQ, EB
OT29-SO-JO9B1-02-1415	SW8290	OCDF	pg/g	0.55	U	LB<LOQ, EB<LOQ
OT29-SO-JO9B1-02-1415	SW8290	Total HpCDD	pg/g	0.14	U	LB<LOQ, EB<LOQ, EMPC (J)
OT29-SO-JO9B1-02-1415	SW8290	Total HpCDF	pg/g	0.099	U	LB<LOQ, EMPC (J)
OT29-SO-JO9B1-02-1415	SW8290	Total HxCDF	pg/g	0.07	J	EMPC
OT29-SO-JO9B1-05-0001	SW8260B	1,1,1-Trichloroethane	µg/Kg	1.1	R	IS<LCL
OT29-SO-JO9B1-05-0001	SW8260B	1,1,2,2-Tetrachloroethane	µg/Kg	2.1	UJ	IS<LCL
OT29-SO-JO9B1-05-0001	SW8260B	1,1,2-Trichloro-1,2,2-trifluoroethane	µg/Kg	1.1	R	IS<LCL
OT29-SO-JO9B1-05-0001	SW8260B	1,1,2-Trichloroethane	µg/Kg	1.1	R	IS<LCL
OT29-SO-JO9B1-05-0001	SW8260B	1,1-Dichloroethane	µg/Kg	1.1	R	IS<LCL
OT29-SO-JO9B1-05-0001	SW8260B	1,1-Dichloroethene	µg/Kg	1.1	R	IS<LCL
OT29-SO-JO9B1-05-0001	SW8260B	1,2,3-Trichlorobenzene	µg/Kg	2.1	UJ	IS<LCL
OT29-SO-JO9B1-05-0001	SW8260B	1,2,3-Trichloropropane	µg/Kg	2.1	UJ	IS<LCL
OT29-SO-JO9B1-05-0001	SW8260B	1,2,4-Trichlorobenzene	µg/Kg	2.1	UJ	IS<LCL
OT29-SO-JO9B1-05-0001	SW8260B	1,2,4-Trimethylbenzene	µg/Kg	2.1	UJ	IS<LCL
OT29-SO-JO9B1-05-0001	SW8260B	1,2-Dibromo-3-Chloropropane	µg/Kg	2.1	UJ	IS<LCL
OT29-SO-JO9B1-05-0001	SW8260B	1,2-Dibromoethane (EDB)	µg/Kg	1.1	UJ	IS<LCL
OT29-SO-JO9B1-05-0001	SW8260B	1,2-Dichlorobenzene	µg/Kg	2.1	UJ	IS<LCL
OT29-SO-JO9B1-05-0001	SW8260B	1,2-Dichloroethane	µg/Kg	2.1	R	IS<LCL
OT29-SO-JO9B1-05-0001	SW8260B	1,2-Dichloropropane	µg/Kg	2.1	R	IS<LCL
OT29-SO-JO9B1-05-0001	SW8260B	1,3,5-Trimethylbenzene	µg/Kg	1.1	UJ	IS<LCL

Table 2. Summary of Data Qualification for Discrete Soil Samples for the Open Detonation Unit, Kirtland Air Force Base, December 2015

Sample Identification	Method	Analyte	Units	Final Result	Validation Flag	Validation Reason
OT29-SO-JO9B1-05-0001	SW8260B	1,3-Dichlorobenzene	µg/Kg	1.1	UJ	IS<LCL
OT29-SO-JO9B1-05-0001	SW8260B	1,4-Dichlorobenzene	µg/Kg	2.1	UJ	IS<LCL
OT29-SO-JO9B1-05-0001	SW8260B	1,4-Dioxane	µg/Kg	79	UJ	IS<LCL
OT29-SO-JO9B1-05-0001	SW8260B	2-Butanone (MEK)	µg/Kg	3	J	IS<LCL, Sur>UCL
OT29-SO-JO9B1-05-0001	SW8260B	2-Hexanone	µg/Kg	2.1	UJ	IS<LCL
OT29-SO-JO9B1-05-0001	SW8260B	4-Methyl-2-pentanone (MIBK)	µg/Kg	2.1	UJ	IS<LCL
OT29-SO-JO9B1-05-0001	SW8260B	Acetone	µg/Kg	5.3	UJ	IS<LCL
OT29-SO-JO9B1-05-0001	SW8260B	Benzene	µg/Kg	1.6	J	IS<LCL, Sur>UCL
OT29-SO-JO9B1-05-0001	SW8260B	Bromochloromethane	µg/Kg	2.1	R	IS<LCL
OT29-SO-JO9B1-05-0001	SW8260B	Bromodichloromethane	µg/Kg	2.1	R	IS<LCL
OT29-SO-JO9B1-05-0001	SW8260B	Bromoform	µg/Kg	1.1	UJ	IS<LCL
OT29-SO-JO9B1-05-0001	SW8260B	Bromomethane	µg/Kg	2.1	R	IS<LCL
OT29-SO-JO9B1-05-0001	SW8260B	Carbon disulfide	µg/Kg	1.1	R	IS<LCL
OT29-SO-JO9B1-05-0001	SW8260B	Carbon tetrachloride	µg/Kg	2.1	R	IS<LCL
OT29-SO-JO9B1-05-0001	SW8260B	Chloroethane	µg/Kg	1.1	R	IS<LCL
OT29-SO-JO9B1-05-0001	SW8260B	Chloroform	µg/Kg	1.1	R	IS<LCL
OT29-SO-JO9B1-05-0001	SW8260B	Chloromethane	µg/Kg	1.1	R	IS<LCL
OT29-SO-JO9B1-05-0001	SW8260B	cis-1,2-Dichloroethene	µg/Kg	2.1	R	IS<LCL
OT29-SO-JO9B1-05-0001	SW8260B	cis-1,3-Dichloropropene	µg/Kg	2.1	R	IS<LCL
OT29-SO-JO9B1-05-0001	SW8260B	Cyclohexane	µg/Kg	1.1	UN	TIC
OT29-SO-JO9B1-05-0001	SW8260B	Dibromochloromethane	µg/Kg	1.1	UJ	IS<LCL
OT29-SO-JO9B1-05-0001	SW8260B	Dichlorodifluoromethane	µg/Kg	2.1	R	IS<LCL
OT29-SO-JO9B1-05-0001	SW8260B	Ethylbenzene	µg/Kg	1.1	UJ	IS<LCL
OT29-SO-JO9B1-05-0001	SW8260B	Isopropylbenzene	µg/Kg	2.1	UJ	IS<LCL
OT29-SO-JO9B1-05-0001	SW8260B	Methyl acetate	µg/Kg	1.1	UN	TIC
OT29-SO-JO9B1-05-0001	SW8260B	Methyl tert-butyl ether	µg/Kg	2.1	R	IS<LCL
OT29-SO-JO9B1-05-0001	SW8260B	Methylcyclohexane	µg/Kg	1.1	UN	TIC
OT29-SO-JO9B1-05-0001	SW8260B	Methylene Chloride	µg/Kg	2.1	R	IS<LCL
OT29-SO-JO9B1-05-0001	SW8260B	m-Xylene & p-Xylene	µg/Kg	2.1	UJ	IS<LCL
OT29-SO-JO9B1-05-0001	SW8260B	Naphthalene	µg/Kg	2.1	UJ	IS<LCL
OT29-SO-JO9B1-05-0001	SW8260B	o-Xylene	µg/Kg	1.1	UJ	IS<LCL
OT29-SO-JO9B1-05-0001	SW8260B	Styrene	µg/Kg	1.1	UJ	IS<LCL
OT29-SO-JO9B1-05-0001	SW8260B	Tetrachloroethene	µg/Kg	2.1	UJ	IS<LCL
OT29-SO-JO9B1-05-0001	SW8260B	Toluene	µg/Kg	2.4	J	IS<LCL, Sur>UCL
OT29-SO-JO9B1-05-0001	SW8260B	trans-1,2-Dichloroethene	µg/Kg	1.1	R	IS<LCL
OT29-SO-JO9B1-05-0001	SW8260B	trans-1,3-Dichloropropene	µg/Kg	2.1	R	IS<LCL
OT29-SO-JO9B1-05-0001	SW8260B	Trichloroethene	µg/Kg	2.1	R	IS<LCL
OT29-SO-JO9B1-05-0001	SW8260B	Trichlorofluoromethane	µg/Kg	1.1	R	IS<LCL
OT29-SO-JO9B1-05-0001	SW8260B	Vinyl chloride	µg/Kg	1.1	R	IS<LCL
OT29-SO-JO9B1-05-0001	SW8290	1,2,3,4,7,8-HxCDD	pg/g	0.64	U	EB<LOQ
OT29-SO-JO9B1-05-0001	SW8290	1,2,3,6,7,8-HxCDD	pg/g	1.9	U	EB<LOQ
OT29-SO-JO9B1-05-0001	SW8290	1,2,3,7,8,9-HxCDD	pg/g	1.6	U	EB<LOQ
OT29-SO-JO9B1-05-0001	SW8290	OCDF	pg/g	32	U	EB<LOQ
OT29-SO-JO9B1-05-0001	SW8290	Total HxCDD	pg/g	13	J	EMPC
OT29-SO-JO9B1-05-0001	SW8290	Total PeCDD	pg/g	2.7	J	EMPC
OT29-SO-JO9B1-05-0001	SW8290	Total PeCDF	pg/g	1.1	J	EMPC

Table 2. Summary of Data Qualification for Discrete Soil Samples for the Open Detonation Unit, Kirtland Air Force Base, December 2015

Sample Identification	Method	Analyte	Units	Final Result	Validation Flag	Validation Reason
OT29-SO-JO9B1-05-0001	SW8290	Total TCDD	pg/g	0.21	J	EMPC
OT29-SO-JO9B1-05-0001	SW8290	Total TCDF	pg/g	0.66	J	EMPC
OT29-SO-JO9B1-05-1415	SW8260B	1,1,1-Trichloroethane	µg/Kg	1	UJ	IS<LCL
OT29-SO-JO9B1-05-1415	SW8260B	1,1,2,2-Tetrachloroethane	µg/Kg	2	UJ	IS<LCL
OT29-SO-JO9B1-05-1415	SW8260B	1,1,2-Trichloro-1,2,2-trifluoroethane	µg/Kg	1	UJ	IS<LCL
OT29-SO-JO9B1-05-1415	SW8260B	1,1,2-Trichloroethane	µg/Kg	1	UJ	IS<LCL
OT29-SO-JO9B1-05-1415	SW8260B	1,1-Dichloroethane	µg/Kg	1	UJ	IS<LCL
OT29-SO-JO9B1-05-1415	SW8260B	1,1-Dichloroethene	µg/Kg	1	UJ	IS<LCL
OT29-SO-JO9B1-05-1415	SW8260B	1,2,3-Trichlorobenzene	µg/Kg	2	UJ	IS<LCL
OT29-SO-JO9B1-05-1415	SW8260B	1,2,3-Trichloropropane	µg/Kg	2	UJ	IS<LCL
OT29-SO-JO9B1-05-1415	SW8260B	1,2,4-Trichlorobenzene	µg/Kg	2	UJ	IS<LCL
OT29-SO-JO9B1-05-1415	SW8260B	1,2,4-Trimethylbenzene	µg/Kg	2	UJ	IS<LCL
OT29-SO-JO9B1-05-1415	SW8260B	1,2-Dibromo-3-Chloropropane	µg/Kg	2	UJ	IS<LCL
OT29-SO-JO9B1-05-1415	SW8260B	1,2-Dibromoethane (EDB)	µg/Kg	1	UJ	IS<LCL
OT29-SO-JO9B1-05-1415	SW8260B	1,2-Dichlorobenzene	µg/Kg	2	UJ	IS<LCL
OT29-SO-JO9B1-05-1415	SW8260B	1,2-Dichloroethane	µg/Kg	2	UJ	IS<LCL
OT29-SO-JO9B1-05-1415	SW8260B	1,2-Dichloropropane	µg/Kg	2	UJ	IS<LCL
OT29-SO-JO9B1-05-1415	SW8260B	1,3,5-Trimethylbenzene	µg/Kg	1	UJ	IS<LCL
OT29-SO-JO9B1-05-1415	SW8260B	1,3-Dichlorobenzene	µg/Kg	1	UJ	IS<LCL
OT29-SO-JO9B1-05-1415	SW8260B	1,4-Dichlorobenzene	µg/Kg	2	UJ	IS<LCL
OT29-SO-JO9B1-05-1415	SW8260B	2-Butanone (MEK)	µg/Kg	5.1	UJ	IS<LCL
OT29-SO-JO9B1-05-1415	SW8260B	2-Hexanone	µg/Kg	2	UJ	IS<LCL
OT29-SO-JO9B1-05-1415	SW8260B	4-Methyl-2-pentanone (MIBK)	µg/Kg	2	UJ	IS<LCL
OT29-SO-JO9B1-05-1415	SW8260B	Acetone	µg/Kg	12	U	EB>LOQ, Sur>UCL (J), IS<LCL (J)
OT29-SO-JO9B1-05-1415	SW8260B	Benzene	µg/Kg	0.79	J	IS<LCL, Sur>UCL
OT29-SO-JO9B1-05-1415	SW8260B	Bromochloromethane	µg/Kg	2	UJ	IS<LCL
OT29-SO-JO9B1-05-1415	SW8260B	Bromodichloromethane	µg/Kg	2	UJ	IS<LCL
OT29-SO-JO9B1-05-1415	SW8260B	Bromoform	µg/Kg	1	UJ	IS<LCL
OT29-SO-JO9B1-05-1415	SW8260B	Bromomethane	µg/Kg	2	UJ	IS<LCL
OT29-SO-JO9B1-05-1415	SW8260B	Carbon disulfide	µg/Kg	1	UJ	IS<LCL
OT29-SO-JO9B1-05-1415	SW8260B	Carbon tetrachloride	µg/Kg	2	UJ	IS<LCL
OT29-SO-JO9B1-05-1415	SW8260B	Chlorobenzene	µg/Kg	1	UJ	IS<LCL
OT29-SO-JO9B1-05-1415	SW8260B	Chloroethane	µg/Kg	1	UJ	IS<LCL
OT29-SO-JO9B1-05-1415	SW8260B	Chloroform	µg/Kg	1	UJ	IS<LCL
OT29-SO-JO9B1-05-1415	SW8260B	Chloromethane	µg/Kg	1	UJ	IS<LCL
OT29-SO-JO9B1-05-1415	SW8260B	cis-1,2-Dichloroethene	µg/Kg	2	UJ	IS<LCL
OT29-SO-JO9B1-05-1415	SW8260B	cis-1,3-Dichloropropene	µg/Kg	2	UJ	IS<LCL
OT29-SO-JO9B1-05-1415	SW8260B	Cyclohexane	µg/Kg	1	UN	TIC
OT29-SO-JO9B1-05-1415	SW8260B	Dibromochloromethane	µg/Kg	1	UJ	IS<LCL
OT29-SO-JO9B1-05-1415	SW8260B	Dichlorodifluoromethane	µg/Kg	2	UJ	IS<LCL
OT29-SO-JO9B1-05-1415	SW8260B	Ethylbenzene	µg/Kg	1	UJ	IS<LCL
OT29-SO-JO9B1-05-1415	SW8260B	Isopropylbenzene	µg/Kg	2	UJ	IS<LCL
OT29-SO-JO9B1-05-1415	SW8260B	Methyl acetate	µg/Kg	1	UN	TIC
OT29-SO-JO9B1-05-1415	SW8260B	Methyl tert-butyl ether	µg/Kg	2	UJ	IS<LCL
OT29-SO-JO9B1-05-1415	SW8260B	Methylcyclohexane	µg/Kg	1	UN	TIC

Table 2. Summary of Data Qualification for Discrete Soil Samples for the Open Detonation Unit, Kirtland Air Force Base, December 2015

Sample Identification	Method	Analyte	Units	Final Result	Validation Flag	Validation Reason
OT29-SO-JO9B1-05-1415	SW8260B	Methylene Chloride	µg/Kg	2	UJ	IS<LCL
OT29-SO-JO9B1-05-1415	SW8260B	m-Xylene & p-Xylene	µg/Kg	2	UJ	IS<LCL
OT29-SO-JO9B1-05-1415	SW8260B	Naphthalene	µg/Kg	2	UJ	IS<LCL
OT29-SO-JO9B1-05-1415	SW8260B	o-Xylene	µg/Kg	1	UJ	IS<LCL
OT29-SO-JO9B1-05-1415	SW8260B	Styrene	µg/Kg	1	UJ	IS<LCL
OT29-SO-JO9B1-05-1415	SW8260B	Tetrachloroethene	µg/Kg	2	UJ	IS<LCL
OT29-SO-JO9B1-05-1415	SW8260B	Toluene	µg/Kg	1.6	J	IS<LCL, Sur>UCL
OT29-SO-JO9B1-05-1415	SW8260B	trans-1,2-Dichloroethene	µg/Kg	1	UJ	IS<LCL
OT29-SO-JO9B1-05-1415	SW8260B	trans-1,3-Dichloropropene	µg/Kg	2	UJ	IS<LCL
OT29-SO-JO9B1-05-1415	SW8260B	Trichloroethene	µg/Kg	2	UJ	IS<LCL
OT29-SO-JO9B1-05-1415	SW8260B	Trichlorofluoromethane	µg/Kg	1	UJ	IS<LCL
OT29-SO-JO9B1-05-1415	SW8260B	Vinyl chloride	µg/Kg	1	UJ	IS<LCL
OT29-SO-JO9B1-05-1415	SW8290	1,2,3,4,6,7,8-HpCDD	pg/g	0.1	U	LB<LOQ, EB<LOQ
OT29-SO-JO9B1-05-1415	SW8290	OCDD	pg/g	0.82	U	LB<LOQ, EB<LOQ
OT29-SO-JO9B1-05-1415	SW8290	OCDF	pg/g	0.36	U	LB<LOQ, EB<LOQ, EMPC (J)
OT29-SO-JO9B1-05-1415	SW8290	Total HpCDD	pg/g	0.23	U	LB<LOQ, EB<LOQ
OT29-SO-JO9B1-07-0001	SW8260B	1,1,1-Trichloroethane	µg/Kg	1	UJ	IS<LCL
OT29-SO-JO9B1-07-0001	SW8260B	1,1,2,2-Tetrachloroethane	µg/Kg	2	UJ	IS<LCL
OT29-SO-JO9B1-07-0001	SW8260B	1,1,2-Trichloro-1,2,2-trifluoroethane	µg/Kg	1	UJ	IS<LCL
OT29-SO-JO9B1-07-0001	SW8260B	1,1,2-Trichloroethane	µg/Kg	1	UJ	IS<LCL
OT29-SO-JO9B1-07-0001	SW8260B	1,1-Dichloroethane	µg/Kg	1	UJ	IS<LCL
OT29-SO-JO9B1-07-0001	SW8260B	1,1-Dichloroethene	µg/Kg	1	UJ	IS<LCL
OT29-SO-JO9B1-07-0001	SW8260B	1,2,3-Trichlorobenzene	µg/Kg	2	UJ	IS<LCL
OT29-SO-JO9B1-07-0001	SW8260B	1,2,3-Trichloropropane	µg/Kg	2	UJ	IS<LCL
OT29-SO-JO9B1-07-0001	SW8260B	1,2,4-Trichlorobenzene	µg/Kg	2	UJ	IS<LCL
OT29-SO-JO9B1-07-0001	SW8260B	1,2,4-Trimethylbenzene	µg/Kg	2	UJ	IS<LCL
OT29-SO-JO9B1-07-0001	SW8260B	1,2-Dibromo-3-Chloropropane	µg/Kg	2	UJ	IS<LCL
OT29-SO-JO9B1-07-0001	SW8260B	1,2-Dibromoethane (EDB)	µg/Kg	1	UJ	IS<LCL
OT29-SO-JO9B1-07-0001	SW8260B	1,2-Dichlorobenzene	µg/Kg	2	UJ	IS<LCL
OT29-SO-JO9B1-07-0001	SW8260B	1,2-Dichloroethane	µg/Kg	2	UJ	IS<LCL
OT29-SO-JO9B1-07-0001	SW8260B	1,2-Dichloropropane	µg/Kg	2	UJ	IS<LCL
OT29-SO-JO9B1-07-0001	SW8260B	1,3,5-Trimethylbenzene	µg/Kg	1	UJ	IS<LCL
OT29-SO-JO9B1-07-0001	SW8260B	1,3-Dichlorobenzene	µg/Kg	1	UJ	IS<LCL
OT29-SO-JO9B1-07-0001	SW8260B	1,4-Dichlorobenzene	µg/Kg	2	UJ	IS<LCL
OT29-SO-JO9B1-07-0001	SW8260B	1,4-Dioxane	µg/Kg	77	UJ	IS<LCL
OT29-SO-JO9B1-07-0001	SW8260B	2-Butanone (MEK)	µg/Kg	3.4	J	IS<LCL, Sur>UCL
OT29-SO-JO9B1-07-0001	SW8260B	2-Hexanone	µg/Kg	2	UJ	IS<LCL
OT29-SO-JO9B1-07-0001	SW8260B	4-Methyl-2-pentanone (MIBK)	µg/Kg	2	UJ	IS<LCL
OT29-SO-JO9B1-07-0001	SW8260B	Acetone	µg/Kg	5.1	UJ	IS<LCL
OT29-SO-JO9B1-07-0001	SW8260B	Benzene	µg/Kg	1.1	J	IS<LCL, Sur>UCL
OT29-SO-JO9B1-07-0001	SW8260B	Bromochloromethane	µg/Kg	2	UJ	IS<LCL
OT29-SO-JO9B1-07-0001	SW8260B	Bromodichloromethane	µg/Kg	2	UJ	IS<LCL
OT29-SO-JO9B1-07-0001	SW8260B	Bromoform	µg/Kg	1	UJ	IS<LCL
OT29-SO-JO9B1-07-0001	SW8260B	Bromomethane	µg/Kg	2	UJ	IS<LCL
OT29-SO-JO9B1-07-0001	SW8260B	Carbon disulfide	µg/Kg	1	UJ	IS<LCL

Table 2. Summary of Data Qualification for Discrete Soil Samples for the Open Detonation Unit, Kirtland Air Force Base, December 2015

Sample Identification	Method	Analyte	Units	Final Result	Validation Flag	Validation Reason
OT29-SO-JO9B1-07-0001	SW8260B	Carbon tetrachloride	µg/Kg	2	UJ	IS<LCL
OT29-SO-JO9B1-07-0001	SW8260B	Chlorobenzene	µg/Kg	1	UJ	IS<LCL
OT29-SO-JO9B1-07-0001	SW8260B	Chloroethane	µg/Kg	1	UJ	IS<LCL
OT29-SO-JO9B1-07-0001	SW8260B	Chloroform	µg/Kg	1	UJ	IS<LCL
OT29-SO-JO9B1-07-0001	SW8260B	Chloromethane	µg/Kg	1	UJ	IS<LCL
OT29-SO-JO9B1-07-0001	SW8260B	cis-1,2-Dichloroethene	µg/Kg	2	UJ	IS<LCL
OT29-SO-JO9B1-07-0001	SW8260B	cis-1,3-Dichloropropene	µg/Kg	2	UJ	IS<LCL
OT29-SO-JO9B1-07-0001	SW8260B	Cyclohexane	µg/Kg	1	UN	TIC
OT29-SO-JO9B1-07-0001	SW8260B	Dibromochloromethane	µg/Kg	1	UJ	IS<LCL
OT29-SO-JO9B1-07-0001	SW8260B	Dichlorodifluoromethane	µg/Kg	2	UJ	IS<LCL
OT29-SO-JO9B1-07-0001	SW8260B	Ethylbenzene	µg/Kg	1	UJ	IS<LCL
OT29-SO-JO9B1-07-0001	SW8260B	Isopropylbenzene	µg/Kg	2	UJ	IS<LCL
OT29-SO-JO9B1-07-0001	SW8260B	Methyl acetate	µg/Kg	1	UN	TIC
OT29-SO-JO9B1-07-0001	SW8260B	Methyl tert-butyl ether	µg/Kg	2	UJ	IS<LCL
OT29-SO-JO9B1-07-0001	SW8260B	Methylcyclohexane	µg/Kg	1	UN	TIC
OT29-SO-JO9B1-07-0001	SW8260B	Methylene Chloride	µg/Kg	2	UJ	IS<LCL
OT29-SO-JO9B1-07-0001	SW8260B	m-Xylene & p-Xylene	µg/Kg	2	UJ	IS<LCL
OT29-SO-JO9B1-07-0001	SW8260B	Naphthalene	µg/Kg	2	UJ	IS<LCL
OT29-SO-JO9B1-07-0001	SW8260B	o-Xylene	µg/Kg	1	UJ	IS<LCL
OT29-SO-JO9B1-07-0001	SW8260B	Styrene	µg/Kg	1	UJ	IS<LCL
OT29-SO-JO9B1-07-0001	SW8260B	Tetrachloroethene	µg/Kg	2	UJ	IS<LCL
OT29-SO-JO9B1-07-0001	SW8260B	Toluene	µg/Kg	1.5	J	IS<LCL, Sur>UCL
OT29-SO-JO9B1-07-0001	SW8260B	trans-1,2-Dichloroethene	µg/Kg	1	UJ	IS<LCL
OT29-SO-JO9B1-07-0001	SW8260B	trans-1,3-Dichloropropene	µg/Kg	2	UJ	IS<LCL
OT29-SO-JO9B1-07-0001	SW8260B	Trichloroethene	µg/Kg	2	UJ	IS<LCL
OT29-SO-JO9B1-07-0001	SW8260B	Trichlorofluoromethane	µg/Kg	1	UJ	IS<LCL
OT29-SO-JO9B1-07-0001	SW8260B	Vinyl chloride	µg/Kg	1	UJ	IS<LCL
OT29-SO-JO9B1-07-0001	SW8290	1,2,3,4,6,7,8-HpCDF	pg/g	0.84	U	LB<LOQ
OT29-SO-JO9B1-07-0001	SW8290	1,2,3,4,7,8,9-HpCDF	pg/g	0.12	U	LB<LOQ
OT29-SO-JO9B1-07-0001	SW8290	1,2,3,4,7,8-HxCDD	pg/g	0.17	U	EB<LOQ, EMPC (J)
OT29-SO-JO9B1-07-0001	SW8290	1,2,3,4,7,8-HxCDF	pg/g	0.13	J	EMPC
OT29-SO-JO9B1-07-0001	SW8290	1,2,3,6,7,8-HxCDD	pg/g	0.39	U	EB<LOQ
OT29-SO-JO9B1-07-0001	SW8290	1,2,3,6,7,8-HxCDF	pg/g	0.055	J	EMPC
OT29-SO-JO9B1-07-0001	SW8290	1,2,3,7,8,9-HxCDD	pg/g	0.52	U	EB<LOQ
OT29-SO-JO9B1-07-0001	SW8290	OCDF	pg/g	3	U	LB<LOQ, EB<LOQ
OT29-SO-JO9B1-07-0001	SW8290	Total HxCDD	pg/g	4.3	U	EB<LOQ, EMPC (J)
OT29-SO-JO9B1-07-0001	SW8290	Total HxCDF	pg/g	0.75	J	EMPC
OT29-SO-JO9B1-07-0001	SW8290	Total PeCDD	pg/g	0.3	J	EMPC
OT29-SO-JO9B1-07-0001	SW8290	Total PeCDF	pg/g	0.14	J	EMPC
OT29-SO-JO9B1-07-0001	SW8290	Total TCDF	pg/g	0.2	J	EMPC
OT29-SO-JO9B1-07-0405	SW6020	Antimony	mg/Kg	0.32	J	MS<LCL, SD<LCL
OT29-SO-JO9B1-07-0405	SW6020	Copper	mg/Kg	16	J	SD<LCL
OT29-SO-JO9B1-07-0405	SW6020	Selenium	mg/Kg	0.21	J	MS<LCL
OT29-SO-JO9B1-07-0405	SW6020	Vanadium	mg/Kg	21	J	SD<LCL
OT29-SO-JO9B1-07-0405	SW6020	Zinc	mg/Kg	50	J	SD<LCL
OT29-SO-JO9B1-07-0405	SW8330B	2,4-Dinitrotoluene	mg/Kg	0.025	U	EB<LOQ

Table 2. Summary of Data Qualification for Discrete Soil Samples for the Open Detonation Unit, Kirtland Air Force Base, December 2015

Sample Identification	Method	Analyte	Units	Final Result	Validation Flag	Validation Reason
OT29-SO-JO9B1-07-0405	SW8330B	Nitroglycerin	mg/Kg	0.25	UJ	MSRPD
OT29-SO-JO9B1-07-1415	SW8260B	1,1,1-Trichloroethane	µg/Kg	1.1	UJ	IS<LCL
OT29-SO-JO9B1-07-1415	SW8260B	1,1,2,2-Tetrachloroethane	µg/Kg	2.1	UJ	IS<LCL
OT29-SO-JO9B1-07-1415	SW8260B	1,1,2-Trichloro-1,2,2-trifluoroethane	µg/Kg	1.1	UJ	IS<LCL
OT29-SO-JO9B1-07-1415	SW8260B	1,1,2-Trichloroethane	µg/Kg	1.1	UJ	IS<LCL
OT29-SO-JO9B1-07-1415	SW8260B	1,1-Dichloroethane	µg/Kg	1.1	UJ	IS<LCL
OT29-SO-JO9B1-07-1415	SW8260B	1,1-Dichloroethene	µg/Kg	1.1	UJ	IS<LCL
OT29-SO-JO9B1-07-1415	SW8260B	1,2-Dibromoethane (EDB)	µg/Kg	1.1	UJ	IS<LCL
OT29-SO-JO9B1-07-1415	SW8260B	1,2-Dichloroethane	µg/Kg	2.1	UJ	IS<LCL
OT29-SO-JO9B1-07-1415	SW8260B	1,2-Dichloropropane	µg/Kg	2.1	UJ	IS<LCL
OT29-SO-JO9B1-07-1415	SW8260B	2-Butanone (MEK)	µg/Kg	2.6	J	Sur>UCL
OT29-SO-JO9B1-07-1415	SW8260B	Acetone	µg/Kg	14	U	EB>LOQ, Sur>UCL (J)
OT29-SO-JO9B1-07-1415	SW8260B	Benzene	µg/Kg	1	J	IS<LCL, Sur>UCL
OT29-SO-JO9B1-07-1415	SW8260B	Bromochloromethane	µg/Kg	2.1	UJ	IS<LCL
OT29-SO-JO9B1-07-1415	SW8260B	Bromodichloromethane	µg/Kg	2.1	UJ	IS<LCL
OT29-SO-JO9B1-07-1415	SW8260B	Bromoform	µg/Kg	6.3	J	IS<LCL, Sur>UCL
OT29-SO-JO9B1-07-1415	SW8260B	Bromomethane	µg/Kg	2.1	UJ	IS<LCL
OT29-SO-JO9B1-07-1415	SW8260B	Carbon disulfide	µg/Kg	1.1	UJ	IS<LCL
OT29-SO-JO9B1-07-1415	SW8260B	Carbon tetrachloride	µg/Kg	2.1	UJ	IS<LCL
OT29-SO-JO9B1-07-1415	SW8260B	Chlorobenzene	µg/Kg	1.1	UJ	IS<LCL
OT29-SO-JO9B1-07-1415	SW8260B	Chloroethane	µg/Kg	1.1	UJ	IS<LCL
OT29-SO-JO9B1-07-1415	SW8260B	Chloroform	µg/Kg	1.1	UJ	IS<LCL
OT29-SO-JO9B1-07-1415	SW8260B	Chloromethane	µg/Kg	1.1	UJ	IS<LCL
OT29-SO-JO9B1-07-1415	SW8260B	cis-1,2-Dichloroethene	µg/Kg	2.1	UJ	IS<LCL
OT29-SO-JO9B1-07-1415	SW8260B	cis-1,3-Dichloropropene	µg/Kg	2.1	UJ	IS<LCL
OT29-SO-JO9B1-07-1415	SW8260B	Cyclohexane	µg/Kg	1.1	UN	TIC
OT29-SO-JO9B1-07-1415	SW8260B	Dibromochloromethane	µg/Kg	0.93	J	IS<LCL, Sur>UCL
OT29-SO-JO9B1-07-1415	SW8260B	Dichlorodifluoromethane	µg/Kg	2.1	UJ	IS<LCL
OT29-SO-JO9B1-07-1415	SW8260B	Ethylbenzene	µg/Kg	1.1	UJ	IS<LCL
OT29-SO-JO9B1-07-1415	SW8260B	Isopropylbenzene	µg/Kg	2.1	UJ	IS<LCL
OT29-SO-JO9B1-07-1415	SW8260B	Methyl acetate	µg/Kg	1.1	UN	TIC
OT29-SO-JO9B1-07-1415	SW8260B	Methyl tert-butyl ether	µg/Kg	2.1	UJ	IS<LCL
OT29-SO-JO9B1-07-1415	SW8260B	Methylcyclohexane	µg/Kg	1.1	UN	TIC
OT29-SO-JO9B1-07-1415	SW8260B	Methylene Chloride	µg/Kg	2.1	UJ	IS<LCL
OT29-SO-JO9B1-07-1415	SW8260B	m-Xylene & p-Xylene	µg/Kg	2.1	UJ	IS<LCL
OT29-SO-JO9B1-07-1415	SW8260B	o-Xylene	µg/Kg	1.1	UJ	IS<LCL
OT29-SO-JO9B1-07-1415	SW8260B	Styrene	µg/Kg	1.1	UJ	IS<LCL
OT29-SO-JO9B1-07-1415	SW8260B	Tetrachloroethene	µg/Kg	2.1	UJ	IS<LCL
OT29-SO-JO9B1-07-1415	SW8260B	Toluene	µg/Kg	2.1	UJ	IS<LCL
OT29-SO-JO9B1-07-1415	SW8260B	trans-1,2-Dichloroethene	µg/Kg	1.1	UJ	IS<LCL
OT29-SO-JO9B1-07-1415	SW8260B	trans-1,3-Dichloropropene	µg/Kg	2.1	UJ	IS<LCL
OT29-SO-JO9B1-07-1415	SW8260B	Trichloroethene	µg/Kg	2.1	UJ	IS<LCL
OT29-SO-JO9B1-07-1415	SW8260B	Trichlorofluoromethane	µg/Kg	1.1	UJ	IS<LCL
OT29-SO-JO9B1-07-1415	SW8260B	Vinyl chloride	µg/Kg	1.1	UJ	IS<LCL
OT29-SO-JO9B1-07-1415	SW8290	1,2,3,4,6,7,8-HpCDD	pg/g	0.12	U	LB<LOQ, EB<LOQ, EMPC (J)

Table 2. Summary of Data Qualification for Discrete Soil Samples for the Open Detonation Unit, Kirtland Air Force Base, December 2015

Sample Identification	Method	Analyte	Units	Final Result	Validation Flag	Validation Reason
OT29-SO-JO9B1-07-1415	SW8290	1,2,3,4,6,7,8-HpCDF	pg/g	0.11	U	LB<LOQ, EMPC (J)
OT29-SO-JO9B1-07-1415	SW8290	OCDD	pg/g	0.62	U	LB<LOQ, EB<LOQ
OT29-SO-JO9B1-07-1415	SW8290	OCDF	pg/g	0.6	U	LB<LOQ, EB<LOQ
OT29-SO-JO9B1-07-1415	SW8290	Total HpCDD	pg/g	0.25	U	LB<LOQ, EB<LOQ, EMPC (J)
OT29-SO-JO9B1-07-1415	SW8290	Total HpCDF	pg/g	0.11	U	LB<LOQ, EMPC (J)
OT29-SO-K09A2-01-0001	SW6020	Antimony	mg/Kg	0.97	J	MS<LCL, SD<LCL
OT29-SO-K09A2-01-0001	SW6020	Chromium	mg/Kg	17	J	MS<LCL, SD<LCL
OT29-SO-K09A2-01-0001	SW6020	Lead	mg/Kg	32	J	SD>UCL, MSRPD
OT29-SO-K09A2-01-0001	SW6020	Nickel	mg/Kg	17	J	MS<LCL, SD<LCL
OT29-SO-K09A2-01-0001	SW8260B	1,1,1-Trichloroethane	µg/Kg	1.2	UJ	IS<LCL
OT29-SO-K09A2-01-0001	SW8260B	1,1,2,2-Tetrachloroethane	µg/Kg	2.4	UJ	IS<LCL
OT29-SO-K09A2-01-0001	SW8260B	1,1,2-Trichloro-1,2,2-trifluoroethane	µg/Kg	1.2	UJ	IS<LCL
OT29-SO-K09A2-01-0001	SW8260B	1,1,2-Trichloroethane	µg/Kg	1.2	UJ	IS<LCL
OT29-SO-K09A2-01-0001	SW8260B	1,1-Dichloroethane	µg/Kg	1.2	UJ	IS<LCL
OT29-SO-K09A2-01-0001	SW8260B	1,1-Dichloroethene	µg/Kg	1.2	UJ	IS<LCL
OT29-SO-K09A2-01-0001	SW8260B	1,2,3-Trichlorobenzene	µg/Kg	2.4	UJ	IS<LCL
OT29-SO-K09A2-01-0001	SW8260B	1,2,3-Trichloropropane	µg/Kg	2.4	UJ	IS<LCL
OT29-SO-K09A2-01-0001	SW8260B	1,2,4-Trichlorobenzene	µg/Kg	2.4	UJ	IS<LCL
OT29-SO-K09A2-01-0001	SW8260B	1,2,4-Trimethylbenzene	µg/Kg	2.4	UJ	IS<LCL
OT29-SO-K09A2-01-0001	SW8260B	1,2-Dibromo-3-Chloropropane	µg/Kg	2.4	UJ	IS<LCL
OT29-SO-K09A2-01-0001	SW8260B	1,2-Dibromoethane (EDB)	µg/Kg	1.2	UJ	IS<LCL
OT29-SO-K09A2-01-0001	SW8260B	1,2-Dichlorobenzene	µg/Kg	2.4	UJ	IS<LCL
OT29-SO-K09A2-01-0001	SW8260B	1,2-Dichloroethane	µg/Kg	2.4	UJ	IS<LCL
OT29-SO-K09A2-01-0001	SW8260B	1,2-Dichloropropane	µg/Kg	2.4	UJ	IS<LCL
OT29-SO-K09A2-01-0001	SW8260B	1,3,5-Trimethylbenzene	µg/Kg	1.2	UJ	IS<LCL
OT29-SO-K09A2-01-0001	SW8260B	1,3-Dichlorobenzene	µg/Kg	1.2	UJ	IS<LCL
OT29-SO-K09A2-01-0001	SW8260B	1,4-Dichlorobenzene	µg/Kg	2.4	UJ	IS<LCL
OT29-SO-K09A2-01-0001	SW8260B	2-Butanone (MEK)	µg/Kg	3.3	U	EB<LOQ
OT29-SO-K09A2-01-0001	SW8260B	Benzene	µg/Kg	1.5	J	IS<LCL
OT29-SO-K09A2-01-0001	SW8260B	Bromochloromethane	µg/Kg	2.4	UJ	IS<LCL
OT29-SO-K09A2-01-0001	SW8260B	Bromodichloromethane	µg/Kg	2.4	UJ	IS<LCL
OT29-SO-K09A2-01-0001	SW8260B	Bromoform	µg/Kg	1.2	UJ	IS<LCL
OT29-SO-K09A2-01-0001	SW8260B	Bromomethane	µg/Kg	2.4	UJ	IS<LCL
OT29-SO-K09A2-01-0001	SW8260B	Carbon disulfide	µg/Kg	1.2	UJ	IS<LCL
OT29-SO-K09A2-01-0001	SW8260B	Carbon tetrachloride	µg/Kg	2.4	UJ	IS<LCL
OT29-SO-K09A2-01-0001	SW8260B	Chlorobenzene	µg/Kg	1.2	UJ	IS<LCL
OT29-SO-K09A2-01-0001	SW8260B	Chloroethane	µg/Kg	1.2	UJ	IS<LCL
OT29-SO-K09A2-01-0001	SW8260B	Chloroform	µg/Kg	1.2	UJ	IS<LCL
OT29-SO-K09A2-01-0001	SW8260B	Chloromethane	µg/Kg	1.2	UJ	IS<LCL
OT29-SO-K09A2-01-0001	SW8260B	cis-1,2-Dichloroethene	µg/Kg	2.4	UJ	IS<LCL
OT29-SO-K09A2-01-0001	SW8260B	cis-1,3-Dichloropropene	µg/Kg	2.4	UJ	IS<LCL
OT29-SO-K09A2-01-0001	SW8260B	Cyclohexane	µg/Kg	1.2	UN	TIC
OT29-SO-K09A2-01-0001	SW8260B	Dibromochloromethane	µg/Kg	1.2	UJ	IS<LCL
OT29-SO-K09A2-01-0001	SW8260B	Dichlorodifluoromethane	µg/Kg	2.4	UJ	IS<LCL
OT29-SO-K09A2-01-0001	SW8260B	Ethylbenzene	µg/Kg	0.48	J	IS<LCL

Table 2. Summary of Data Qualification for Discrete Soil Samples for the Open Detonation Unit, Kirtland Air Force Base, December 2015

Sample Identification	Method	Analyte	Units	Final Result	Validation Flag	Validation Reason
OT29-SO-K09A2-01-0001	SW8260B	Isopropylbenzene	µg/Kg	2.4	UJ	IS<LCL
OT29-SO-K09A2-01-0001	SW8260B	Methyl acetate	µg/Kg	1.2	UN	TIC
OT29-SO-K09A2-01-0001	SW8260B	Methyl tert-butyl ether	µg/Kg	2.4	UJ	IS<LCL
OT29-SO-K09A2-01-0001	SW8260B	Methylcyclohexane	µg/Kg	1.2	UN	TIC
OT29-SO-K09A2-01-0001	SW8260B	Methylene Chloride	µg/Kg	2.4	UJ	IS<LCL
OT29-SO-K09A2-01-0001	SW8260B	m-Xylene & p-Xylene	µg/Kg	0.98	J	IS<LCL
OT29-SO-K09A2-01-0001	SW8260B	Naphthalene	µg/Kg	2.4	UJ	IS<LCL
OT29-SO-K09A2-01-0001	SW8260B	o-Xylene	µg/Kg	0.46	J	IS<LCL
OT29-SO-K09A2-01-0001	SW8260B	Styrene	µg/Kg	1.2	UJ	IS<LCL
OT29-SO-K09A2-01-0001	SW8260B	Tetrachloroethene	µg/Kg	2.4	UJ	IS<LCL
OT29-SO-K09A2-01-0001	SW8260B	Toluene	µg/Kg	2.3	J	IS<LCL
OT29-SO-K09A2-01-0001	SW8260B	trans-1,2-Dichloroethene	µg/Kg	1.2	UJ	IS<LCL
OT29-SO-K09A2-01-0001	SW8260B	trans-1,3-Dichloropropene	µg/Kg	2.4	UJ	IS<LCL
OT29-SO-K09A2-01-0001	SW8260B	Trichloroethene	µg/Kg	2.4	UJ	IS<LCL
OT29-SO-K09A2-01-0001	SW8260B	Trichlorofluoromethane	µg/Kg	1.2	UJ	IS<LCL
OT29-SO-K09A2-01-0001	SW8260B	Vinyl chloride	µg/Kg	1.2	UJ	IS<LCL
OT29-SO-K09A2-01-0001	SW8270C	Bis(2-ethylhexyl) phthalate	µg/Kg	83	U	LB<LOQ
OT29-SO-K09A2-01-0001	SW8290	1,2,3,4,6,7,8-HpCDD	pg/g	3.6	U	EB<LOQ
OT29-SO-K09A2-01-0001	SW8290	1,2,3,4,6,7,8-HpCDF	pg/g	0.77	U	LB<LOQ, EB<LOQ
OT29-SO-K09A2-01-0001	SW8290	1,2,3,7,8,9-HxCDD	pg/g	0.18	J	EMPC
OT29-SO-K09A2-01-0001	SW8290	2,3,4,6,7,8-HxCDF	pg/g	0.14	U	EB<LOQ, EMPC (J)
OT29-SO-K09A2-01-0001	SW8290	OCDF	pg/g	2.7	U	LB<LOQ, EB<LOQ
OT29-SO-K09A2-01-0001	SW8290	Total HpCDD	pg/g	6.2	U	EB<LOQ
OT29-SO-K09A2-01-0001	SW8290	Total HpCDF	pg/g	1.9	U	EB<LOQ, EMPC (J)
OT29-SO-K09A2-01-0001	SW8290	Total HxCDD	pg/g	0.18	J	EMPC
OT29-SO-K09A2-01-0001	SW8290	Total HxCDF	pg/g	0.87	U	EB<LOQ, EMPC (J)
OT29-SO-K09A2-01-0001	SW8290	Total PeCDF	pg/g	0.25	J	EMPC
OT29-SO-K09A2-01-0001	SW8290	Total TCDF	pg/g	0.83	J	EMPC
OT29-SO-K09A2-01-0405	SW6020	Barium	mg/Kg	140	J	FD>RPD
OT29-SO-K09A2-01-0405	SW6020	Copper	mg/Kg	8.5	J	FD>RPD
OT29-SO-K09A2-01-0405	SW8290	1,2,3,4,6,7,8-HpCDD	pg/g	0.56	U	EB<LOQ, EMPC (J)
OT29-SO-K09A2-01-0405	SW8290	1,2,3,4,6,7,8-HpCDF	pg/g	0.31	U	LB<LOQ, EB<LOQ, EMPC (J)
OT29-SO-K09A2-01-0405	SW8290	1,2,3,6,7,8-HxCDF	pg/g	0.09	U	EB<LOQ, EMPC (J)
OT29-SO-K09A2-01-0405	SW8290	1,2,3,7,8,9-HxCDD	pg/g	0.11	J	EMPC
OT29-SO-K09A2-01-0405	SW8290	1,2,3,7,8-PeCDF	pg/g	0.08	J	EMPC
OT29-SO-K09A2-01-0405	SW8290	2,3,4,6,7,8-HxCDF	pg/g	0.082	U	EB<LOQ, EMPC (J)
OT29-SO-K09A2-01-0405	SW8290	OCDD	pg/g	4.5	U	EB<LOQ
OT29-SO-K09A2-01-0405	SW8290	OCDF	pg/g	0.62	U	LB<LOQ, EB<LOQ, EMPC (J)
OT29-SO-K09A2-01-0405	SW8290	Total HpCDD	pg/g	1	U	EB<LOQ, EMPC (J)
OT29-SO-K09A2-01-0405	SW8290	Total HpCDF	pg/g	0.31	U	LB<LOQ, EB<LOQ, EMPC (J)
OT29-SO-K09A2-01-0405	SW8290	Total HxCDD	pg/g	0.11	J	EMPC
OT29-SO-K09A2-01-0405	SW8290	Total HxCDF	pg/g	0.17	U	EB<LOQ, EMPC (J)
OT29-SO-K09A2-01-0405	SW8290	Total PeCDF	pg/g	0.08	J	EMPC
OT29-SO-K09A2-01-0405	SW8290	Total TCDF	pg/g	0.11	J	EMPC
OT29-SO-K09A2-01-0910	SW8290	1,2,3,4,6,7,8-HpCDD	pg/g	0.1	U	LB<LOQ, EB<LOQ

Table 2. Summary of Data Qualification for Discrete Soil Samples for the Open Detonation Unit, Kirtland Air Force Base, December 2015

Sample Identification	Method	Analyte	Units	Final Result	Validation Flag	Validation Reason
OT29-SO-K09A2-01-0910	SW8290	2,3,7,8-TCDD	pg/g	0.076	J	EMPC
OT29-SO-K09A2-01-0910	SW8290	OCDD	pg/g	0.48	U	LB<LOQ, EB<LOQ
OT29-SO-K09A2-01-0910	SW8290	OCDF	pg/g	0.32	U	LB<LOQ, EB<LOQ
OT29-SO-K09A2-01-0910	SW8290	Total HpCDD	pg/g	0.21	U	LB<LOQ, EB<LOQ, EMPC (J)
OT29-SO-K09A2-01-0910	SW8290	Total PeCDD	pg/g	0.18	J	EMPC
OT29-SO-K09A2-01-0910	SW8290	Total TCDD	pg/g	0.076	J	EMPC
OT29-SO-K09A2-01-1415	SW8260B	Acetone	µg/Kg	6.8	U	EB>LOQ
OT29-SO-K09A2-01-1415	SW8260B	Cyclohexane	µg/Kg	1.1	UN	TIC
OT29-SO-K09A2-01-1415	SW8260B	Methyl acetate	µg/Kg	1.1	UN	TIC
OT29-SO-K09A2-01-1415	SW8260B	Methylcyclohexane	µg/Kg	1.1	UN	TIC
OT29-SO-K09A2-01-1415	SW8290	1,2,3,4,6,7,8-HpCDD	pg/g	0.61	U	EB<LOQ, EMPC (J)
OT29-SO-K09A2-01-1415	SW8290	1,2,3,4,6,7,8-HpCDF	pg/g	0.38	U	LB<LOQ, EB<LOQ, EMPC (J)
OT29-SO-K09A2-01-1415	SW8290	1,2,3,4,7,8,9-HpCDF	pg/g	0.09	J	EMPC
OT29-SO-K09A2-01-1415	SW8290	1,2,3,6,7,8-HxCDF	pg/g	0.066	U	EB<LOQ
OT29-SO-K09A2-01-1415	SW8290	1,2,3,7,8,9-HxCDD	pg/g	0.054	J	EMPC
OT29-SO-K09A2-01-1415	SW8290	OCDD	pg/g	4.2	U	EB<LOQ
OT29-SO-K09A2-01-1415	SW8290	OCDF	pg/g	2.1	U	LB<LOQ, EB<LOQ
OT29-SO-K09A2-01-1415	SW8290	Total HpCDD	pg/g	1	U	EB<LOQ, EMPC (J)
OT29-SO-K09A2-01-1415	SW8290	Total HpCDF	pg/g	1.6	U	EB<LOQ, EMPC (J)
OT29-SO-K09A2-01-1415	SW8290	Total HxCDD	pg/g	0.13	J	EMPC
OT29-SO-K09A2-01-1415	SW8290	Total HxCDF	pg/g	0.28	U	EB<LOQ, EMPC (J)

Validation Reasons

CF>RPD	The RPD exceeded criteria in the confirmation sample
EB<LOQ	The analyte was detected in the equipment blank at a concentration less than the limit of quantitation
EB>LOQ	The analyte was detected in the equipment blank at a concentration greater than the limit of quantitation
EMPC	Estimated maximum possible concentration
FD>RPD	The RPD exceeded criteria in the field duplicate pair
HTp>UCL	The preparatory hold time exceeded criteria
IS<LCL	The internal standard was recovered less than criteria
LB<LOQ	The analyte was detected in the method blank at a concentration less than the limit of quantitation
MS<LCL	The matrix spike was recovered less than the lower control limit
MS>UCL	The matrix spike was recovered greater than the upper control limit
MSRPD	The RPD exceeded criteria in the matrix spike/matrix spike duplicate
SD<LCL	The matrix spike duplicate was recovered less than the lower control limit
SD>UCL	The matrix spike duplicate was recovered greater than the upper control limit
Sur<LCL	The surrogate was recovered less than the lower control limit
TIC	Tentatively Identified Compound

Validation Flags

J	The analyte was positively identified; the associated numerical value is the approximate concentration of the analyte in the sample.
R	The sample result was rejected due to serious deficiencies in the ability to analyze the sample and meet the QC criteria. The presence or absence of the analyte could not be verified.
U	The analyte was qualified as not detected due to contamination in the method and/or equipment blank.
UJ	The analyte was not detected above the reported sample limit of detection. However, the reported quantitation limit is approximate and may or may not represent the actual limit of detection necessary to accurately and precisely measure the analyte in the sample.
UN	Tentatively identified compounds; the compound was not detected.

Table 2. Summary of Data Qualification for Discrete Soil Samples for the Open Detonation Unit, Kirtland Air Force Base, December 2015

Sample Identification	Method	Analyte	Units	Final Result	Validation Flag	Validation Reason

Notes

CF	Confirmation sample
EB	Equipment blank
FD	Field Duplicate
HTp	Holding time criteria
IS	Internal standard
LB	Method blank
LCL	Lower control limit
LOQ	Limit of quantitation
mg/kg	Milligram per kilogram
MS	Matrix spike
pg/g	Picogram per gram
RPD	Relative percent difference
SD	Matrix spike duplicate
SO	Soil
Sur	Surrogate
UCL	Upper control limit
µg/Kg	Microgram per kilogram

Table 3. Summary of Analytical Results for Discrete Soil Samples for the Open Detonation Unit, Kirtland Air Force Base, December 2015

Method	Sample ID	Matrix	QA/QC Type	Analyte	Result*	DL	LOD	LOQ	Units
EPA 7580									
	OT29-FD-H09B1-01-0001	SOIL	FD	White Phosphorus	0.5 U	0.15	0.5	1	UG/KG
	OT29-FD-J09A1-05-0001	SOIL	FD	White Phosphorus	0.5 U	0.15	0.5	1	UG/KG
	OT29-FD-J09B2-04-0001	SOIL	FD	White Phosphorus	0.5 U	0.15	0.5	1	UG/KG
	OT29-SO-H09B1-01-0001	SOIL	N	White Phosphorus	0.5 U	0.15	0.5	1	UG/KG
	OT29-SO-H09B1-01-1415	SOIL	N	White Phosphorus	0.5 U	0.15	0.5	1	UG/KG
	OT29-SO-J09A1-02-0001	SOIL	N	White Phosphorus	0.5 U	0.15	0.5	1	UG/KG
	OT29-SO-J09A1-02-1415	SOIL	N	White Phosphorus	0.5 U	0.15	0.5	1	UG/KG
	OT29-SO-J09A1-04-0001	SOIL	N	White Phosphorus	0.5 U	0.15	0.5	1	UG/KG
	OT29-SO-J09A1-04-1415	SOIL	N	White Phosphorus	0.5 U	0.15	0.5	1	UG/KG
	OT29-SO-J09A1-05-0001	SOIL	N	White Phosphorus	0.5 U	0.15	0.5	1	UG/KG
	OT29-SO-J09A1-05-1415	SOIL	N	White Phosphorus	0.5 U	0.15	0.5	1	UG/KG
	OT29-SO-J09A1-07-0001	SOIL	N	White Phosphorus	0.5 U	0.15	0.5	1	UG/KG
	OT29-SO-J09A1-07-1415	SOIL	N	White Phosphorus	0.5 U	0.15	0.5	1	UG/KG
	OT29-SO-J09A1-09-0001	SOIL	N	White Phosphorus	0.5 U	0.15	0.5	1	UG/KG
	OT29-SO-J09A1-09-1415	SOIL	N	White Phosphorus	0.5 U	0.15	0.5	1	UG/KG
	OT29-SO-J09A1-11-0001	SOIL	N	White Phosphorus	0.5 U	0.15	0.5	1	UG/KG
	OT29-SO-J09A1-11-1415	SOIL	N	White Phosphorus	0.5 U	0.15	0.5	1	UG/KG
	OT29-SO-J09A1-15-0001	SOIL	N	White Phosphorus	0.5 U	0.15	0.5	1	UG/KG
	OT29-SO-J09A1-15-1415	SOIL	N	White Phosphorus	0.5 U	0.15	0.5	1	UG/KG
	OT29-SO-J09B2-02-0001	SOIL	N	White Phosphorus	0.5 U	0.15	0.5	1	UG/KG
	OT29-SO-J09B2-02-1415	SOIL	N	White Phosphorus	0.5 U	0.15	0.5	1	UG/KG
	OT29-SO-J09B2-04-0001	SOIL	N	White Phosphorus	0.5 U	0.15	0.5	1	UG/KG
	OT29-SO-J09B2-04-1415	SOIL	N	White Phosphorus	0.5 U	0.15	0.5	1	UG/KG

Table 3. Summary of Analytical Results for Discrete Soil Samples for the Open Detonation Unit, Kirtland Air Force Base, December 2015

Method	Sample ID	Matrix	QA/QC Type	Analyte	Result*	DL	LOD	LOQ	Units
EPA 7580									
	OT29-SO-J09B2-06-0001	SOIL	N	White Phosphorus	0.5 U	0.15	0.5	1	UG/KG
	OT29-SO-J09B2-06-1415	SOIL	N	White Phosphorus	0.5 U	0.15	0.5	1	UG/KG
	OT29-SO-J09B2-08-0001	SOIL	N	White Phosphorus	0.5 U	0.15	0.5	1	UG/KG
	OT29-SO-J09B2-08-1415	SOIL	N	White Phosphorus	0.5 U	0.15	0.5	1	UG/KG
	OT29-SO-K09A2-01-0001	SOIL	N	White Phosphorus	0.5 U	0.15	0.5	1	UG/KG
	OT29-SO-K09A2-01-1415	SOIL	N	White Phosphorus	0.5 U	0.15	0.5	1	UG/KG
SW6020									
	OT29-FD-H09B1-01-0001	SOIL	FD	Antimony	0.51 J	0.22	0.45	0.67	MG/KG
	OT29-FD-H09B1-01-0001	SOIL	FD	Arsenic	5.6	0.17	0.34	0.56	MG/KG
	OT29-FD-H09B1-01-0001	SOIL	FD	Barium	170	0.11	0.22	0.34	MG/KG
	OT29-FD-H09B1-01-0001	SOIL	FD	Beryllium	0.68	0.022	0.056	0.11	MG/KG
	OT29-FD-H09B1-01-0001	SOIL	FD	Cadmium	0.25	0.056	0.11	0.17	MG/KG
	OT29-FD-H09B1-01-0001	SOIL	FD	Chromium	17	0.22	0.5	0.56	MG/KG
	OT29-FD-H09B1-01-0001	SOIL	FD	Cobalt	5.7	0.11	0.22	0.34	MG/KG
	OT29-FD-H09B1-01-0001	SOIL	FD	Copper	17	0.17	0.34	0.56	MG/KG
	OT29-FD-H09B1-01-0001	SOIL	FD	Lead	25	0.067	0.13	0.22	MG/KG
	OT29-FD-H09B1-01-0001	SOIL	FD	Nickel	14	0.11	0.22	0.34	MG/KG
	OT29-FD-H09B1-01-0001	SOIL	FD	Selenium	0.25 J	0.11	0.22	0.34	MG/KG
	OT29-FD-H09B1-01-0001	SOIL	FD	Silver	0.095 J	0.034	0.067	0.11	MG/KG
	OT29-FD-H09B1-01-0001	SOIL	FD	Thallium	0.19	0.056	0.11	0.17	MG/KG
	OT29-FD-H09B1-01-0001	SOIL	FD	Tin	1.4 J	1.3	3.4	5.6	MG/KG
	OT29-FD-H09B1-01-0001	SOIL	FD	Vanadium	27	0.67	1.3	2.2	MG/KG
	OT29-FD-H09B1-01-0001	SOIL	FD	Zinc	65	0.67	1.3	2.2	MG/KG
	OT29-FD-J09A1-05-0001	SOIL	FD	Antimony	0.32 J	0.22	0.45	0.67	MG/KG

Table 3. Summary of Analytical Results for Discrete Soil Samples for the Open Detonation Unit, Kirtland Air Force Base, December 2015

Method	Sample ID	Matrix	QA/QC Type	Analyte	Result*	DL	LOD	LOQ	Units
SW6020									
	OT29-FD-J09A1-05-0001	SOIL	FD	Arsenic	5.7	0.17	0.33	0.56	MG/KG
	OT29-FD-J09A1-05-0001	SOIL	FD	Barium	96	0.11	0.22	0.33	MG/KG
	OT29-FD-J09A1-05-0001	SOIL	FD	Beryllium	0.48	0.022	0.056	0.11	MG/KG
	OT29-FD-J09A1-05-0001	SOIL	FD	Cadmium	0.28 J	0.056	0.11	0.17	MG/KG
	OT29-FD-J09A1-05-0001	SOIL	FD	Chromium	12	0.22	0.5	0.56	MG/KG
	OT29-FD-J09A1-05-0001	SOIL	FD	Cobalt	4.1	0.11	0.22	0.33	MG/KG
	OT29-FD-J09A1-05-0001	SOIL	FD	Copper	14	0.17	0.33	0.56	MG/KG
	OT29-FD-J09A1-05-0001	SOIL	FD	Lead	13	0.067	0.13	0.22	MG/KG
	OT29-FD-J09A1-05-0001	SOIL	FD	Nickel	8.7	0.11	0.22	0.33	MG/KG
	OT29-FD-J09A1-05-0001	SOIL	FD	Selenium	0.2 J	0.11	0.22	0.33	MG/KG
	OT29-FD-J09A1-05-0001	SOIL	FD	Silver	0.08 J	0.033	0.067	0.11	MG/KG
	OT29-FD-J09A1-05-0001	SOIL	FD	Thallium	0.14 J	0.056	0.11	0.17	MG/KG
	OT29-FD-J09A1-05-0001	SOIL	FD	Tin	3.3 U	1.3	3.3	5.6	MG/KG
	OT29-FD-J09A1-05-0001	SOIL	FD	Vanadium	22	0.67	1.3	2.2	MG/KG
	OT29-FD-J09A1-05-0001	SOIL	FD	Zinc	40	0.67	1.3	2.2	MG/KG
	OT29-FD-J09A1-07-0405	SOIL	FD	Antimony	0.39 J	0.22	0.44	0.66	MG/KG
	OT29-FD-J09A1-07-0405	SOIL	FD	Arsenic	6.6	0.16	0.33	0.55	MG/KG
	OT29-FD-J09A1-07-0405	SOIL	FD	Barium	480 J	0.11	0.22	0.33	MG/KG
	OT29-FD-J09A1-07-0405	SOIL	FD	Beryllium	0.45	0.022	0.055	0.11	MG/KG
	OT29-FD-J09A1-07-0405	SOIL	FD	Cadmium	0.49 J	0.055	0.11	0.16	MG/KG
	OT29-FD-J09A1-07-0405	SOIL	FD	Chromium	12	0.22	0.49	0.55	MG/KG
	OT29-FD-J09A1-07-0405	SOIL	FD	Cobalt	4.4	0.11	0.22	0.33	MG/KG
	OT29-FD-J09A1-07-0405	SOIL	FD	Copper	20 J	0.16	0.33	0.55	MG/KG

Table 3. Summary of Analytical Results for Discrete Soil Samples for the Open Detonation Unit, Kirtland Air Force Base, December 2015

Method	Sample ID	Matrix	QA/QC Type	Analyte	Result*	DL	LOD	LOQ	Units
SW6020									
	OT29-FD-J09A1-07-0405	SOIL	FD	Lead	15 J	0.066	0.13	0.22	MG/KG
	OT29-FD-J09A1-07-0405	SOIL	FD	Nickel	11	0.11	0.22	0.33	MG/KG
	OT29-FD-J09A1-07-0405	SOIL	FD	Selenium	0.17 J	0.11	0.22	0.33	MG/KG
	OT29-FD-J09A1-07-0405	SOIL	FD	Silver	0.56 J	0.033	0.066	0.11	MG/KG
	OT29-FD-J09A1-07-0405	SOIL	FD	Thallium	0.12 J	0.055	0.11	0.16	MG/KG
	OT29-FD-J09A1-07-0405	SOIL	FD	Tin	1.4 J	1.3	3.3	5.5	MG/KG
	OT29-FD-J09A1-07-0405	SOIL	FD	Vanadium	25	0.66	1.3	2.2	MG/KG
	OT29-FD-J09A1-07-0405	SOIL	FD	Zinc	63 J	0.66	1.3	2.2	MG/KG
	OT29-FD-J09A1-15-0001	SOIL	FD	Antimony	1.7	0.21	0.43	0.64	MG/KG
	OT29-FD-J09A1-15-0001	SOIL	FD	Arsenic	5.6 J	0.16	0.32	0.53	MG/KG
	OT29-FD-J09A1-15-0001	SOIL	FD	Barium	120	0.11	0.21	0.32	MG/KG
	OT29-FD-J09A1-15-0001	SOIL	FD	Beryllium	0.5	0.021	0.053	0.11	MG/KG
	OT29-FD-J09A1-15-0001	SOIL	FD	Cadmium	0.36 J	0.053	0.11	0.16	MG/KG
	OT29-FD-J09A1-15-0001	SOIL	FD	Chromium	13	0.21	0.48	0.53	MG/KG
	OT29-FD-J09A1-15-0001	SOIL	FD	Cobalt	4.6	0.11	0.21	0.32	MG/KG
	OT29-FD-J09A1-15-0001	SOIL	FD	Copper	18	0.16	0.32	0.53	MG/KG
	OT29-FD-J09A1-15-0001	SOIL	FD	Lead	69 J	0.064	0.13	0.21	MG/KG
	OT29-FD-J09A1-15-0001	SOIL	FD	Nickel	11	0.11	0.21	0.32	MG/KG
	OT29-FD-J09A1-15-0001	SOIL	FD	Selenium	0.24 J	0.11	0.21	0.32	MG/KG
	OT29-FD-J09A1-15-0001	SOIL	FD	Silver	0.22	0.032	0.064	0.11	MG/KG
	OT29-FD-J09A1-15-0001	SOIL	FD	Thallium	0.19	0.053	0.11	0.16	MG/KG
	OT29-FD-J09A1-15-0001	SOIL	FD	Tin	1.3 J	1.3	3.2	5.3	MG/KG
	OT29-FD-J09A1-15-0001	SOIL	FD	Vanadium	22	0.64	1.3	2.1	MG/KG

Table 3. Summary of Analytical Results for Discrete Soil Samples for the Open Detonation Unit, Kirtland Air Force Base, December 2015

Method	Sample ID	Matrix	QA/QC Type	Analyte	Result*	DL	LOD	LOQ	Units
SW6020									
	OT29-FD-J09A1-15-0001	SOIL	FD	Zinc	1000 J	0.64	1.3	2.1	MG/KG
	OT29-FD-J09B2-02-0001	SOIL	FD	Antimony	1.1	0.2	0.4	0.61	MG/KG
	OT29-FD-J09B2-02-0001	SOIL	FD	Arsenic	4.7 J	0.15	0.3	0.51	MG/KG
	OT29-FD-J09B2-02-0001	SOIL	FD	Barium	110	0.1	0.2	0.3	MG/KG
	OT29-FD-J09B2-02-0001	SOIL	FD	Beryllium	0.47	0.02	0.051	0.1	MG/KG
	OT29-FD-J09B2-02-0001	SOIL	FD	Cadmium	0.63	0.051	0.1	0.15	MG/KG
	OT29-FD-J09B2-02-0001	SOIL	FD	Chromium	11	0.2	0.46	0.51	MG/KG
	OT29-FD-J09B2-02-0001	SOIL	FD	Cobalt	3.7	0.1	0.2	0.3	MG/KG
	OT29-FD-J09B2-02-0001	SOIL	FD	Copper	540 J	0.15	0.3	0.51	MG/KG
	OT29-FD-J09B2-02-0001	SOIL	FD	Lead	47	0.061	0.12	0.2	MG/KG
	OT29-FD-J09B2-02-0001	SOIL	FD	Nickel	9.5	0.1	0.2	0.3	MG/KG
	OT29-FD-J09B2-02-0001	SOIL	FD	Selenium	0.22 J	0.1	0.2	0.3	MG/KG
	OT29-FD-J09B2-02-0001	SOIL	FD	Silver	0.27	0.03	0.061	0.1	MG/KG
	OT29-FD-J09B2-02-0001	SOIL	FD	Thallium	0.14 J	0.051	0.1	0.15	MG/KG
	OT29-FD-J09B2-02-0001	SOIL	FD	Tin	1.8 J	1.2	3	5.1	MG/KG
	OT29-FD-J09B2-02-0001	SOIL	FD	Vanadium	20	0.61	1.2	2	MG/KG
	OT29-FD-J09B2-02-0001	SOIL	FD	Zinc	220 J	0.61	1.2	2	MG/KG
	OT29-FD-J09B2-04-0001	SOIL	FD	Antimony	0.82	0.21	0.42	0.62	MG/KG
	OT29-FD-J09B2-04-0001	SOIL	FD	Arsenic	4.7	0.16	0.31	0.52	MG/KG
	OT29-FD-J09B2-04-0001	SOIL	FD	Barium	170	0.1	0.21	0.31	MG/KG
	OT29-FD-J09B2-04-0001	SOIL	FD	Beryllium	0.56	0.021	0.052	0.1	MG/KG
	OT29-FD-J09B2-04-0001	SOIL	FD	Cadmium	0.58	0.052	0.1	0.16	MG/KG
	OT29-FD-J09B2-04-0001	SOIL	FD	Chromium	13	0.21	0.47	0.52	MG/KG

Table 3. Summary of Analytical Results for Discrete Soil Samples for the Open Detonation Unit, Kirtland Air Force Base, December 2015

Method	Sample ID	Matrix	QA/QC Type	Analyte	Result*	DL	LOD	LOQ	Units
SW6020									
	OT29-FD-J09B2-04-0001	SOIL	FD	Cobalt	4.8	0.1	0.21	0.31	MG/KG
	OT29-FD-J09B2-04-0001	SOIL	FD	Copper	70 J	0.16	0.31	0.52	MG/KG
	OT29-FD-J09B2-04-0001	SOIL	FD	Lead	37	0.062	0.12	0.21	MG/KG
	OT29-FD-J09B2-04-0001	SOIL	FD	Nickel	12	0.1	0.21	0.31	MG/KG
	OT29-FD-J09B2-04-0001	SOIL	FD	Selenium	0.29 J	0.1	0.21	0.31	MG/KG
	OT29-FD-J09B2-04-0001	SOIL	FD	Silver	0.26	0.031	0.062	0.1	MG/KG
	OT29-FD-J09B2-04-0001	SOIL	FD	Thallium	0.15 J	0.052	0.1	0.16	MG/KG
	OT29-FD-J09B2-04-0001	SOIL	FD	Tin	1.9 J	1.2	3.1	5.2	MG/KG
	OT29-FD-J09B2-04-0001	SOIL	FD	Vanadium	25	0.62	1.2	2.1	MG/KG
	OT29-FD-J09B2-04-0001	SOIL	FD	Zinc	83	0.62	1.2	2.1	MG/KG
	OT29-FD-JO9A1-17-0405	SOIL	FD	Antimony	0.42 U	0.21	0.42	0.63	MG/KG
	OT29-FD-JO9A1-17-0405	SOIL	FD	Arsenic	7	0.16	0.32	0.53	MG/KG
	OT29-FD-JO9A1-17-0405	SOIL	FD	Barium	360 J	0.11	0.21	0.32	MG/KG
	OT29-FD-JO9A1-17-0405	SOIL	FD	Beryllium	0.4	0.021	0.053	0.11	MG/KG
	OT29-FD-JO9A1-17-0405	SOIL	FD	Cadmium	0.092 J	0.053	0.11	0.16	MG/KG
	OT29-FD-JO9A1-17-0405	SOIL	FD	Chromium	7.1	0.21	0.48	0.53	MG/KG
	OT29-FD-JO9A1-17-0405	SOIL	FD	Cobalt	3.3	0.11	0.21	0.32	MG/KG
	OT29-FD-JO9A1-17-0405	SOIL	FD	Copper	4.7	0.16	0.32	0.53	MG/KG
	OT29-FD-JO9A1-17-0405	SOIL	FD	Lead	5.8	0.063	0.13	0.21	MG/KG
	OT29-FD-JO9A1-17-0405	SOIL	FD	Nickel	6.9	0.11	0.21	0.32	MG/KG
	OT29-FD-JO9A1-17-0405	SOIL	FD	Selenium	0.17 J	0.11	0.21	0.32	MG/KG
	OT29-FD-JO9A1-17-0405	SOIL	FD	Silver	0.063 U	0.032	0.063	0.11	MG/KG
	OT29-FD-JO9A1-17-0405	SOIL	FD	Thallium	0.14 J	0.053	0.11	0.16	MG/KG

Table 3. Summary of Analytical Results for Discrete Soil Samples for the Open Detonation Unit, Kirtland Air Force Base, December 2015

Method	Sample ID	Matrix	QA/QC Type	Analyte	Result*	DL	LOD	LOQ	Units
SW6020									
	OT29-FD-JO9A1-17-0405	SOIL	FD	Tin	3.2 U	1.3	3.2	5.3	MG/KG
	OT29-FD-JO9A1-17-0405	SOIL	FD	Vanadium	29	0.63	1.3	2.1	MG/KG
	OT29-FD-JO9A1-17-0405	SOIL	FD	Zinc	22	0.63	1.3	2.1	MG/KG
	OT29-FD-JO9B1-01-0001	SOIL	FD	Antimony	0.21 J	0.21	0.42	0.62	MG/KG
	OT29-FD-JO9B1-01-0001	SOIL	FD	Arsenic	7.5	0.16	0.31	0.52	MG/KG
	OT29-FD-JO9B1-01-0001	SOIL	FD	Barium	220	0.1	0.21	0.31	MG/KG
	OT29-FD-JO9B1-01-0001	SOIL	FD	Beryllium	0.41	0.021	0.052	0.1	MG/KG
	OT29-FD-JO9B1-01-0001	SOIL	FD	Cadmium	0.17	0.052	0.1	0.16	MG/KG
	OT29-FD-JO9B1-01-0001	SOIL	FD	Chromium	12	0.21	0.47	0.52	MG/KG
	OT29-FD-JO9B1-01-0001	SOIL	FD	Cobalt	3.4	0.1	0.21	0.31	MG/KG
	OT29-FD-JO9B1-01-0001	SOIL	FD	Copper	6.2	0.16	0.31	0.52	MG/KG
	OT29-FD-JO9B1-01-0001	SOIL	FD	Lead	8.1	0.062	0.12	0.21	MG/KG
	OT29-FD-JO9B1-01-0001	SOIL	FD	Nickel	8.6	0.1	0.21	0.31	MG/KG
	OT29-FD-JO9B1-01-0001	SOIL	FD	Selenium	0.18 J	0.1	0.21	0.31	MG/KG
	OT29-FD-JO9B1-01-0001	SOIL	FD	Silver	0.039 J	0.031	0.062	0.1	MG/KG
	OT29-FD-JO9B1-01-0001	SOIL	FD	Thallium	0.12 J	0.052	0.1	0.16	MG/KG
	OT29-FD-JO9B1-01-0001	SOIL	FD	Tin	3.1 U	1.2	3.1	5.2	MG/KG
	OT29-FD-JO9B1-01-0001	SOIL	FD	Vanadium	22	0.62	1.2	2.1	MG/KG
	OT29-FD-JO9B1-01-0001	SOIL	FD	Zinc	24	0.62	1.2	2.1	MG/KG
	OT29-FD-K09A2-01-0405	SOIL	FD	Antimony	0.43 U	0.21	0.43	0.64	MG/KG
	OT29-FD-K09A2-01-0405	SOIL	FD	Arsenic	4.1	0.16	0.32	0.53	MG/KG
	OT29-FD-K09A2-01-0405	SOIL	FD	Barium	270 J	0.11	0.21	0.32	MG/KG
	OT29-FD-K09A2-01-0405	SOIL	FD	Beryllium	0.69	0.021	0.053	0.11	MG/KG

Table 3. Summary of Analytical Results for Discrete Soil Samples for the Open Detonation Unit, Kirtland Air Force Base, December 2015

Method	Sample ID	Matrix	QA/QC Type	Analyte	Result*	DL	LOD	LOQ	Units
SW6020									
	OT29-FD-K09A2-01-0405	SOIL	FD	Cadmium	0.069 J	0.053	0.11	0.16	MG/KG
	OT29-FD-K09A2-01-0405	SOIL	FD	Chromium	15	0.21	0.48	0.53	MG/KG
	OT29-FD-K09A2-01-0405	SOIL	FD	Cobalt	3.9	0.11	0.21	0.32	MG/KG
	OT29-FD-K09A2-01-0405	SOIL	FD	Copper	5.1 J	0.16	0.32	0.53	MG/KG
	OT29-FD-K09A2-01-0405	SOIL	FD	Lead	6.8	0.064	0.13	0.21	MG/KG
	OT29-FD-K09A2-01-0405	SOIL	FD	Nickel	9.4	0.11	0.21	0.32	MG/KG
	OT29-FD-K09A2-01-0405	SOIL	FD	Selenium	0.2 J	0.11	0.21	0.32	MG/KG
	OT29-FD-K09A2-01-0405	SOIL	FD	Silver	0.064 U	0.032	0.064	0.11	MG/KG
	OT29-FD-K09A2-01-0405	SOIL	FD	Thallium	0.15 J	0.053	0.11	0.16	MG/KG
	OT29-FD-K09A2-01-0405	SOIL	FD	Tin	3.2 U	1.3	3.2	5.3	MG/KG
	OT29-FD-K09A2-01-0405	SOIL	FD	Vanadium	23	0.64	1.3	2.1	MG/KG
	OT29-FD-K09A2-01-0405	SOIL	FD	Zinc	26	0.64	1.3	2.1	MG/KG
	OT29-SO-H09B1-01-0001	SOIL	N	Antimony	0.44 J	0.23	0.46	0.69	MG/KG
	OT29-SO-H09B1-01-0001	SOIL	N	Arsenic	5.5	0.17	0.34	0.57	MG/KG
	OT29-SO-H09B1-01-0001	SOIL	N	Barium	160	0.11	0.23	0.34	MG/KG
	OT29-SO-H09B1-01-0001	SOIL	N	Beryllium	0.61	0.023	0.057	0.11	MG/KG
	OT29-SO-H09B1-01-0001	SOIL	N	Cadmium	0.23	0.057	0.11	0.17	MG/KG
	OT29-SO-H09B1-01-0001	SOIL	N	Chromium	20	0.23	0.52	0.57	MG/KG
	OT29-SO-H09B1-01-0001	SOIL	N	Cobalt	5.7	0.11	0.23	0.34	MG/KG
	OT29-SO-H09B1-01-0001	SOIL	N	Copper	15	0.17	0.34	0.57	MG/KG
	OT29-SO-H09B1-01-0001	SOIL	N	Lead	20	0.069	0.14	0.23	MG/KG
	OT29-SO-H09B1-01-0001	SOIL	N	Nickel	15	0.11	0.23	0.34	MG/KG
	OT29-SO-H09B1-01-0001	SOIL	N	Selenium	0.29 J	0.11	0.23	0.34	MG/KG

Table 3. Summary of Analytical Results for Discrete Soil Samples for the Open Detonation Unit, Kirtland Air Force Base, December 2015

Method	Sample ID	Matrix	QA/QC Type	Analyte	Result*	DL	LOD	LOQ	Units
SW6020									
	OT29-SO-H09B1-01-0001	SOIL	N	Silver	0.099 J	0.034	0.069	0.11	MG/KG
	OT29-SO-H09B1-01-0001	SOIL	N	Thallium	0.18	0.057	0.11	0.17	MG/KG
	OT29-SO-H09B1-01-0001	SOIL	N	Tin	3.4 U	1.4	3.4	5.7	MG/KG
	OT29-SO-H09B1-01-0001	SOIL	N	Vanadium	27	0.69	1.4	2.3	MG/KG
	OT29-SO-H09B1-01-0001	SOIL	N	Zinc	55	0.69	1.4	2.3	MG/KG
	OT29-SO-H09B1-01-0405	SOIL	N	Antimony	0.46 U	0.23	0.46	0.7	MG/KG
	OT29-SO-H09B1-01-0405	SOIL	N	Arsenic	5.7	0.17	0.35	0.58	MG/KG
	OT29-SO-H09B1-01-0405	SOIL	N	Barium	290	0.12	0.23	0.35	MG/KG
	OT29-SO-H09B1-01-0405	SOIL	N	Beryllium	0.36	0.023	0.058	0.12	MG/KG
	OT29-SO-H09B1-01-0405	SOIL	N	Cadmium	0.072 J	0.058	0.12	0.17	MG/KG
	OT29-SO-H09B1-01-0405	SOIL	N	Chromium	7.2	0.23	0.52	0.58	MG/KG
	OT29-SO-H09B1-01-0405	SOIL	N	Cobalt	3	0.12	0.23	0.35	MG/KG
	OT29-SO-H09B1-01-0405	SOIL	N	Copper	3.3	0.17	0.35	0.58	MG/KG
	OT29-SO-H09B1-01-0405	SOIL	N	Lead	4.4	0.07	0.14	0.23	MG/KG
	OT29-SO-H09B1-01-0405	SOIL	N	Nickel	7	0.12	0.23	0.35	MG/KG
	OT29-SO-H09B1-01-0405	SOIL	N	Selenium	0.15 J	0.12	0.23	0.35	MG/KG
	OT29-SO-H09B1-01-0405	SOIL	N	Silver	0.07 U	0.035	0.07	0.12	MG/KG
	OT29-SO-H09B1-01-0405	SOIL	N	Thallium	0.093 J	0.058	0.12	0.17	MG/KG
	OT29-SO-H09B1-01-0405	SOIL	N	Tin	3.5 U	1.4	3.5	5.8	MG/KG
	OT29-SO-H09B1-01-0405	SOIL	N	Vanadium	28	0.7	1.4	2.3	MG/KG
	OT29-SO-H09B1-01-0405	SOIL	N	Zinc	17	0.7	1.4	2.3	MG/KG
	OT29-SO-H09B1-01-0910	SOIL	N	Antimony	0.43 U	0.21	0.43	0.64	MG/KG
	OT29-SO-H09B1-01-0910	SOIL	N	Arsenic	4.3	0.16	0.32	0.53	MG/KG

Table 3. Summary of Analytical Results for Discrete Soil Samples for the Open Detonation Unit, Kirtland Air Force Base, December 2015

Method	Sample ID	Matrix	QA/QC Type	Analyte	Result*	DL	LOD	LOQ	Units
SW6020									
	OT29-SO-H09B1-01-0910	SOIL	N	Barium	72	0.11	0.21	0.32	MG/KG
	OT29-SO-H09B1-01-0910	SOIL	N	Beryllium	0.33	0.021	0.053	0.11	MG/KG
	OT29-SO-H09B1-01-0910	SOIL	N	Cadmium	0.11 U	0.053	0.11	0.16	MG/KG
	OT29-SO-H09B1-01-0910	SOIL	N	Chromium	6.6	0.21	0.48	0.53	MG/KG
	OT29-SO-H09B1-01-0910	SOIL	N	Cobalt	2.5	0.11	0.21	0.32	MG/KG
	OT29-SO-H09B1-01-0910	SOIL	N	Copper	3	0.16	0.32	0.53	MG/KG
	OT29-SO-H09B1-01-0910	SOIL	N	Lead	4.4	0.064	0.13	0.21	MG/KG
	OT29-SO-H09B1-01-0910	SOIL	N	Nickel	4.9	0.11	0.21	0.32	MG/KG
	OT29-SO-H09B1-01-0910	SOIL	N	Selenium	0.12 J	0.11	0.21	0.32	MG/KG
	OT29-SO-H09B1-01-0910	SOIL	N	Silver	0.064 U	0.032	0.064	0.11	MG/KG
	OT29-SO-H09B1-01-0910	SOIL	N	Thallium	0.075 J	0.053	0.11	0.16	MG/KG
	OT29-SO-H09B1-01-0910	SOIL	N	Tin	3.2 U	1.3	3.2	5.3	MG/KG
	OT29-SO-H09B1-01-0910	SOIL	N	Vanadium	16	0.64	1.3	2.1	MG/KG
	OT29-SO-H09B1-01-0910	SOIL	N	Zinc	17	0.64	1.3	2.1	MG/KG
	OT29-SO-H09B1-01-1415	SOIL	N	Antimony	0.43 U	0.21	0.43	0.64	MG/KG
	OT29-SO-H09B1-01-1415	SOIL	N	Arsenic	4.1	0.16	0.32	0.54	MG/KG
	OT29-SO-H09B1-01-1415	SOIL	N	Barium	100	0.11	0.21	0.32	MG/KG
	OT29-SO-H09B1-01-1415	SOIL	N	Beryllium	0.43	0.021	0.054	0.11	MG/KG
	OT29-SO-H09B1-01-1415	SOIL	N	Cadmium	0.091 J	0.054	0.11	0.16	MG/KG
	OT29-SO-H09B1-01-1415	SOIL	N	Chromium	4.6	0.21	0.48	0.54	MG/KG
	OT29-SO-H09B1-01-1415	SOIL	N	Cobalt	3.3	0.11	0.21	0.32	MG/KG
	OT29-SO-H09B1-01-1415	SOIL	N	Copper	6.2	0.16	0.32	0.54	MG/KG
	OT29-SO-H09B1-01-1415	SOIL	N	Lead	3.9	0.064	0.13	0.21	MG/KG

Table 3. Summary of Analytical Results for Discrete Soil Samples for the Open Detonation Unit, Kirtland Air Force Base, December 2015

Method	Sample ID	Matrix	QA/QC Type	Analyte	Result*	DL	LOD	LOQ	Units
SW6020									
	OT29-SO-H09B1-01-1415	SOIL	N	Nickel	5.7	0.11	0.21	0.32	MG/KG
	OT29-SO-H09B1-01-1415	SOIL	N	Selenium	0.17 J	0.11	0.21	0.32	MG/KG
	OT29-SO-H09B1-01-1415	SOIL	N	Silver	0.064 U	0.032	0.064	0.11	MG/KG
	OT29-SO-H09B1-01-1415	SOIL	N	Thallium	0.1 J	0.054	0.11	0.16	MG/KG
	OT29-SO-H09B1-01-1415	SOIL	N	Tin	3.2 U	1.3	3.2	5.4	MG/KG
	OT29-SO-H09B1-01-1415	SOIL	N	Vanadium	15	0.64	1.3	2.1	MG/KG
	OT29-SO-H09B1-01-1415	SOIL	N	Zinc	28	0.64	1.3	2.1	MG/KG
	OT29-SO-J09A1-02-0001	SOIL	N	Antimony	7.2	0.21	0.43	0.64	MG/KG
	OT29-SO-J09A1-02-0001	SOIL	N	Arsenic	4.6	0.16	0.32	0.53	MG/KG
	OT29-SO-J09A1-02-0001	SOIL	N	Barium	120	0.11	0.21	0.32	MG/KG
	OT29-SO-J09A1-02-0001	SOIL	N	Beryllium	0.48	0.021	0.053	0.11	MG/KG
	OT29-SO-J09A1-02-0001	SOIL	N	Cadmium	0.36	0.053	0.11	0.16	MG/KG
	OT29-SO-J09A1-02-0001	SOIL	N	Chromium	13	0.21	0.48	0.53	MG/KG
	OT29-SO-J09A1-02-0001	SOIL	N	Cobalt	4.3	0.11	0.21	0.32	MG/KG
	OT29-SO-J09A1-02-0001	SOIL	N	Copper	23	0.16	0.32	0.53	MG/KG
	OT29-SO-J09A1-02-0001	SOIL	N	Lead	230	0.064	0.13	0.21	MG/KG
	OT29-SO-J09A1-02-0001	SOIL	N	Nickel	10	0.11	0.21	0.32	MG/KG
	OT29-SO-J09A1-02-0001	SOIL	N	Selenium	0.24 J	0.11	0.21	0.32	MG/KG
	OT29-SO-J09A1-02-0001	SOIL	N	Silver	0.13	0.032	0.064	0.11	MG/KG
	OT29-SO-J09A1-02-0001	SOIL	N	Thallium	0.16	0.053	0.11	0.16	MG/KG
	OT29-SO-J09A1-02-0001	SOIL	N	Tin	1.6 J	1.3	3.2	5.3	MG/KG
	OT29-SO-J09A1-02-0001	SOIL	N	Vanadium	23	0.64	1.3	2.1	MG/KG
	OT29-SO-J09A1-02-0001	SOIL	N	Zinc	71	0.64	1.3	2.1	MG/KG

Table 3. Summary of Analytical Results for Discrete Soil Samples for the Open Detonation Unit, Kirtland Air Force Base, December 2015

Method	Sample ID	Matrix	QA/QC Type	Analyte	Result*	DL	LOD	LOQ	Units
SW6020									
	OT29-SO-J09A1-02-0405	SOIL	N	Antimony	0.44 U	0.22	0.44	0.67	MG/KG
	OT29-SO-J09A1-02-0405	SOIL	N	Arsenic	5.6	0.17	0.33	0.55	MG/KG
	OT29-SO-J09A1-02-0405	SOIL	N	Barium	260	0.11	0.22	0.33	MG/KG
	OT29-SO-J09A1-02-0405	SOIL	N	Beryllium	0.37	0.022	0.055	0.11	MG/KG
	OT29-SO-J09A1-02-0405	SOIL	N	Cadmium	0.1 J	0.055	0.11	0.17	MG/KG
	OT29-SO-J09A1-02-0405	SOIL	N	Chromium	8	0.22	0.5	0.55	MG/KG
	OT29-SO-J09A1-02-0405	SOIL	N	Cobalt	3.6	0.11	0.22	0.33	MG/KG
	OT29-SO-J09A1-02-0405	SOIL	N	Copper	5	0.17	0.33	0.55	MG/KG
	OT29-SO-J09A1-02-0405	SOIL	N	Lead	5.7	0.067	0.13	0.22	MG/KG
	OT29-SO-J09A1-02-0405	SOIL	N	Nickel	7.7	0.11	0.22	0.33	MG/KG
	OT29-SO-J09A1-02-0405	SOIL	N	Selenium	0.13 J	0.11	0.22	0.33	MG/KG
	OT29-SO-J09A1-02-0405	SOIL	N	Silver	0.067 U	0.033	0.067	0.11	MG/KG
	OT29-SO-J09A1-02-0405	SOIL	N	Thallium	0.11 J	0.055	0.11	0.17	MG/KG
	OT29-SO-J09A1-02-0405	SOIL	N	Tin	3.3 U	1.3	3.3	5.5	MG/KG
	OT29-SO-J09A1-02-0405	SOIL	N	Vanadium	25	0.67	1.3	2.2	MG/KG
	OT29-SO-J09A1-02-0405	SOIL	N	Zinc	21	0.67	1.3	2.2	MG/KG
	OT29-SO-J09A1-02-0910	SOIL	N	Antimony	0.4 U	0.2	0.4	0.6	MG/KG
	OT29-SO-J09A1-02-0910	SOIL	N	Arsenic	3.3	0.15	0.3	0.5	MG/KG
	OT29-SO-J09A1-02-0910	SOIL	N	Barium	96	0.1	0.2	0.3	MG/KG
	OT29-SO-J09A1-02-0910	SOIL	N	Beryllium	0.29	0.02	0.05	0.1	MG/KG
	OT29-SO-J09A1-02-0910	SOIL	N	Cadmium	0.052 J	0.05	0.1	0.15	MG/KG
	OT29-SO-J09A1-02-0910	SOIL	N	Chromium	4.2	0.2	0.45	0.5	MG/KG
	OT29-SO-J09A1-02-0910	SOIL	N	Cobalt	2.4	0.1	0.2	0.3	MG/KG

Table 3. Summary of Analytical Results for Discrete Soil Samples for the Open Detonation Unit, Kirtland Air Force Base, December 2015

Method	Sample ID	Matrix	QA/QC Type	Analyte	Result*	DL	LOD	LOQ	Units
SW6020									
	OT29-SO-J09A1-02-0910	SOIL	N	Copper	3.7	0.15	0.3	0.5	MG/KG
	OT29-SO-J09A1-02-0910	SOIL	N	Lead	4.4	0.06	0.12	0.2	MG/KG
	OT29-SO-J09A1-02-0910	SOIL	N	Nickel	3.7	0.1	0.2	0.3	MG/KG
	OT29-SO-J09A1-02-0910	SOIL	N	Selenium	0.2 U	0.1	0.2	0.3	MG/KG
	OT29-SO-J09A1-02-0910	SOIL	N	Silver	0.06 U	0.03	0.06	0.1	MG/KG
	OT29-SO-J09A1-02-0910	SOIL	N	Thallium	0.1 J	0.05	0.1	0.15	MG/KG
	OT29-SO-J09A1-02-0910	SOIL	N	Tin	3 U	1.2	3	5	MG/KG
	OT29-SO-J09A1-02-0910	SOIL	N	Vanadium	12	0.6	1.2	2	MG/KG
	OT29-SO-J09A1-02-0910	SOIL	N	Zinc	20	0.6	1.2	2	MG/KG
	OT29-SO-J09A1-02-1415	SOIL	N	Antimony	0.43 U	0.21	0.43	0.64	MG/KG
	OT29-SO-J09A1-02-1415	SOIL	N	Arsenic	3.8	0.16	0.32	0.54	MG/KG
	OT29-SO-J09A1-02-1415	SOIL	N	Barium	45	0.11	0.21	0.32	MG/KG
	OT29-SO-J09A1-02-1415	SOIL	N	Beryllium	0.32	0.021	0.054	0.11	MG/KG
	OT29-SO-J09A1-02-1415	SOIL	N	Cadmium	0.11 U	0.054	0.11	0.16	MG/KG
	OT29-SO-J09A1-02-1415	SOIL	N	Chromium	4.2	0.21	0.48	0.54	MG/KG
	OT29-SO-J09A1-02-1415	SOIL	N	Cobalt	2.5	0.11	0.21	0.32	MG/KG
	OT29-SO-J09A1-02-1415	SOIL	N	Copper	4.3	0.16	0.32	0.54	MG/KG
	OT29-SO-J09A1-02-1415	SOIL	N	Lead	5.6	0.064	0.13	0.21	MG/KG
	OT29-SO-J09A1-02-1415	SOIL	N	Nickel	4.3	0.11	0.21	0.32	MG/KG
	OT29-SO-J09A1-02-1415	SOIL	N	Selenium	0.14 J	0.11	0.21	0.32	MG/KG
	OT29-SO-J09A1-02-1415	SOIL	N	Silver	0.064 U	0.032	0.064	0.11	MG/KG
	OT29-SO-J09A1-02-1415	SOIL	N	Thallium	0.12 J	0.054	0.11	0.16	MG/KG
	OT29-SO-J09A1-02-1415	SOIL	N	Tin	3.2 U	1.3	3.2	5.4	MG/KG

Table 3. Summary of Analytical Results for Discrete Soil Samples for the Open Detonation Unit, Kirtland Air Force Base, December 2015

Method	Sample ID	Matrix	QA/QC Type	Analyte	Result*	DL	LOD	LOQ	Units
SW6020									
	OT29-SO-J09A1-02-1415	SOIL	N	Vanadium	13	0.64	1.3	2.1	MG/KG
	OT29-SO-J09A1-02-1415	SOIL	N	Zinc	28	0.64	1.3	2.1	MG/KG
	OT29-SO-J09A1-04-0001	SOIL	N	Antimony	0.43 J	0.22	0.44	0.66	MG/KG
	OT29-SO-J09A1-04-0001	SOIL	N	Arsenic	4	0.17	0.33	0.55	MG/KG
	OT29-SO-J09A1-04-0001	SOIL	N	Barium	140	0.11	0.22	0.33	MG/KG
	OT29-SO-J09A1-04-0001	SOIL	N	Beryllium	0.43	0.022	0.055	0.11	MG/KG
	OT29-SO-J09A1-04-0001	SOIL	N	Cadmium	0.38	0.055	0.11	0.17	MG/KG
	OT29-SO-J09A1-04-0001	SOIL	N	Chromium	21	0.22	0.5	0.55	MG/KG
	OT29-SO-J09A1-04-0001	SOIL	N	Cobalt	3.9	0.11	0.22	0.33	MG/KG
	OT29-SO-J09A1-04-0001	SOIL	N	Copper	19	0.17	0.33	0.55	MG/KG
	OT29-SO-J09A1-04-0001	SOIL	N	Lead	17	0.066	0.13	0.22	MG/KG
	OT29-SO-J09A1-04-0001	SOIL	N	Nickel	13	0.11	0.22	0.33	MG/KG
	OT29-SO-J09A1-04-0001	SOIL	N	Selenium	0.2 J	0.11	0.22	0.33	MG/KG
	OT29-SO-J09A1-04-0001	SOIL	N	Silver	0.16	0.033	0.066	0.11	MG/KG
	OT29-SO-J09A1-04-0001	SOIL	N	Thallium	0.12 J	0.055	0.11	0.17	MG/KG
	OT29-SO-J09A1-04-0001	SOIL	N	Tin	1.3 J	1.3	3.3	5.5	MG/KG
	OT29-SO-J09A1-04-0001	SOIL	N	Vanadium	21	0.66	1.3	2.2	MG/KG
	OT29-SO-J09A1-04-0001	SOIL	N	Zinc	72	0.66	1.3	2.2	MG/KG
	OT29-SO-J09A1-04-0405	SOIL	N	Antimony	0.42 U	0.21	0.42	0.63	MG/KG
	OT29-SO-J09A1-04-0405	SOIL	N	Arsenic	8	0.16	0.31	0.52	MG/KG
	OT29-SO-J09A1-04-0405	SOIL	N	Barium	490	0.1	0.21	0.31	MG/KG
	OT29-SO-J09A1-04-0405	SOIL	N	Beryllium	0.39	0.021	0.052	0.1	MG/KG
	OT29-SO-J09A1-04-0405	SOIL	N	Cadmium	0.11 J	0.052	0.1	0.16	MG/KG

Table 3. Summary of Analytical Results for Discrete Soil Samples for the Open Detonation Unit, Kirtland Air Force Base, December 2015

Method	Sample ID	Matrix	QA/QC Type	Analyte	Result*	DL	LOD	LOQ	Units
SW6020									
	OT29-SO-J09A1-04-0405	SOIL	N	Chromium	8.3	0.21	0.47	0.52	MG/KG
	OT29-SO-J09A1-04-0405	SOIL	N	Cobalt	3.3	0.1	0.21	0.31	MG/KG
	OT29-SO-J09A1-04-0405	SOIL	N	Copper	4.6	0.16	0.31	0.52	MG/KG
	OT29-SO-J09A1-04-0405	SOIL	N	Lead	6.4	0.063	0.13	0.21	MG/KG
	OT29-SO-J09A1-04-0405	SOIL	N	Nickel	7.4	0.1	0.21	0.31	MG/KG
	OT29-SO-J09A1-04-0405	SOIL	N	Selenium	0.19 J	0.1	0.21	0.31	MG/KG
	OT29-SO-J09A1-04-0405	SOIL	N	Silver	0.063 U	0.031	0.063	0.1	MG/KG
	OT29-SO-J09A1-04-0405	SOIL	N	Thallium	0.11 J	0.052	0.1	0.16	MG/KG
	OT29-SO-J09A1-04-0405	SOIL	N	Tin	3.1 U	1.3	3.1	5.2	MG/KG
	OT29-SO-J09A1-04-0405	SOIL	N	Vanadium	28	0.63	1.3	2.1	MG/KG
	OT29-SO-J09A1-04-0405	SOIL	N	Zinc	25	0.63	1.3	2.1	MG/KG
	OT29-SO-J09A1-04-0910	SOIL	N	Antimony	0.43 U	0.22	0.43	0.65	MG/KG
	OT29-SO-J09A1-04-0910	SOIL	N	Arsenic	4.5	0.16	0.32	0.54	MG/KG
	OT29-SO-J09A1-04-0910	SOIL	N	Barium	140	0.11	0.22	0.32	MG/KG
	OT29-SO-J09A1-04-0910	SOIL	N	Beryllium	0.42	0.022	0.054	0.11	MG/KG
	OT29-SO-J09A1-04-0910	SOIL	N	Cadmium	0.071 J	0.054	0.11	0.16	MG/KG
	OT29-SO-J09A1-04-0910	SOIL	N	Chromium	7.8	0.22	0.49	0.54	MG/KG
	OT29-SO-J09A1-04-0910	SOIL	N	Cobalt	3.1	0.11	0.22	0.32	MG/KG
	OT29-SO-J09A1-04-0910	SOIL	N	Copper	5	0.16	0.32	0.54	MG/KG
	OT29-SO-J09A1-04-0910	SOIL	N	Lead	5.2	0.065	0.13	0.22	MG/KG
	OT29-SO-J09A1-04-0910	SOIL	N	Nickel	5.9	0.11	0.22	0.32	MG/KG
	OT29-SO-J09A1-04-0910	SOIL	N	Selenium	0.15 J	0.11	0.22	0.32	MG/KG
	OT29-SO-J09A1-04-0910	SOIL	N	Silver	0.065 U	0.032	0.065	0.11	MG/KG

Table 3. Summary of Analytical Results for Discrete Soil Samples for the Open Detonation Unit, Kirtland Air Force Base, December 2015

Method	Sample ID	Matrix	QA/QC Type	Analyte	Result*	DL	LOD	LOQ	Units
SW6020									
	OT29-SO-J09A1-04-0910	SOIL	N	Thallium	0.11 J	0.054	0.11	0.16	MG/KG
	OT29-SO-J09A1-04-0910	SOIL	N	Tin	3.2 U	1.3	3.2	5.4	MG/KG
	OT29-SO-J09A1-04-0910	SOIL	N	Vanadium	18	0.65	1.3	2.2	MG/KG
	OT29-SO-J09A1-04-0910	SOIL	N	Zinc	25	0.65	1.3	2.2	MG/KG
	OT29-SO-J09A1-04-1415	SOIL	N	Antimony	0.25 J	0.2	0.4	0.6	MG/KG
	OT29-SO-J09A1-04-1415	SOIL	N	Arsenic	5.5	0.15	0.3	0.5	MG/KG
	OT29-SO-J09A1-04-1415	SOIL	N	Barium	84	0.1	0.2	0.3	MG/KG
	OT29-SO-J09A1-04-1415	SOIL	N	Beryllium	0.36	0.02	0.05	0.1	MG/KG
	OT29-SO-J09A1-04-1415	SOIL	N	Cadmium	0.08 J	0.05	0.1	0.15	MG/KG
	OT29-SO-J09A1-04-1415	SOIL	N	Chromium	4.6	0.2	0.45	0.5	MG/KG
	OT29-SO-J09A1-04-1415	SOIL	N	Cobalt	3.9	0.1	0.2	0.3	MG/KG
	OT29-SO-J09A1-04-1415	SOIL	N	Copper	4.1	0.15	0.3	0.5	MG/KG
	OT29-SO-J09A1-04-1415	SOIL	N	Lead	5.6	0.06	0.12	0.2	MG/KG
	OT29-SO-J09A1-04-1415	SOIL	N	Nickel	5.5	0.1	0.2	0.3	MG/KG
	OT29-SO-J09A1-04-1415	SOIL	N	Selenium	0.16 J	0.1	0.2	0.3	MG/KG
	OT29-SO-J09A1-04-1415	SOIL	N	Silver	0.06 U	0.03	0.06	0.1	MG/KG
	OT29-SO-J09A1-04-1415	SOIL	N	Thallium	0.16	0.05	0.1	0.15	MG/KG
	OT29-SO-J09A1-04-1415	SOIL	N	Tin	3 U	1.2	3	5	MG/KG
	OT29-SO-J09A1-04-1415	SOIL	N	Vanadium	17	0.6	1.2	2	MG/KG
	OT29-SO-J09A1-04-1415	SOIL	N	Zinc	26	0.6	1.2	2	MG/KG
	OT29-SO-J09A1-05-0001	SOIL	N	Antimony	0.34 J	0.22	0.44	0.66	MG/KG
	OT29-SO-J09A1-05-0001	SOIL	N	Arsenic	4.6	0.17	0.33	0.55	MG/KG
	OT29-SO-J09A1-05-0001	SOIL	N	Barium	94	0.11	0.22	0.33	MG/KG

Table 3. Summary of Analytical Results for Discrete Soil Samples for the Open Detonation Unit, Kirtland Air Force Base, December 2015

Method	Sample ID	Matrix	QA/QC Type	Analyte	Result*	DL	LOD	LOQ	Units
SW6020									
	OT29-SO-J09A1-05-0001	SOIL	N	Beryllium	0.48	0.022	0.055	0.11	MG/KG
	OT29-SO-J09A1-05-0001	SOIL	N	Cadmium	0.18 J	0.055	0.11	0.17	MG/KG
	OT29-SO-J09A1-05-0001	SOIL	N	Chromium	12	0.22	0.5	0.55	MG/KG
	OT29-SO-J09A1-05-0001	SOIL	N	Cobalt	4.2	0.11	0.22	0.33	MG/KG
	OT29-SO-J09A1-05-0001	SOIL	N	Copper	13	0.17	0.33	0.55	MG/KG
	OT29-SO-J09A1-05-0001	SOIL	N	Lead	12	0.066	0.13	0.22	MG/KG
	OT29-SO-J09A1-05-0001	SOIL	N	Nickel	9.5	0.11	0.22	0.33	MG/KG
	OT29-SO-J09A1-05-0001	SOIL	N	Selenium	0.15 J	0.11	0.22	0.33	MG/KG
	OT29-SO-J09A1-05-0001	SOIL	N	Silver	0.075 J	0.033	0.066	0.11	MG/KG
	OT29-SO-J09A1-05-0001	SOIL	N	Thallium	0.18	0.055	0.11	0.17	MG/KG
	OT29-SO-J09A1-05-0001	SOIL	N	Tin	3.3 U	1.3	3.3	5.5	MG/KG
	OT29-SO-J09A1-05-0001	SOIL	N	Vanadium	22	0.66	1.3	2.2	MG/KG
	OT29-SO-J09A1-05-0001	SOIL	N	Zinc	40	0.66	1.3	2.2	MG/KG
	OT29-SO-J09A1-05-0409	SOIL	N	Antimony	0.42 U	0.21	0.42	0.64	MG/KG
	OT29-SO-J09A1-05-0409	SOIL	N	Arsenic	5.2	0.16	0.32	0.53	MG/KG
	OT29-SO-J09A1-05-0409	SOIL	N	Barium	140	0.11	0.21	0.32	MG/KG
	OT29-SO-J09A1-05-0409	SOIL	N	Beryllium	0.32	0.021	0.053	0.11	MG/KG
	OT29-SO-J09A1-05-0409	SOIL	N	Cadmium	0.063 J	0.053	0.11	0.16	MG/KG
	OT29-SO-J09A1-05-0409	SOIL	N	Chromium	6.5	0.21	0.48	0.53	MG/KG
	OT29-SO-J09A1-05-0409	SOIL	N	Cobalt	2.7	0.11	0.21	0.32	MG/KG
	OT29-SO-J09A1-05-0409	SOIL	N	Copper	4.3	0.16	0.32	0.53	MG/KG
	OT29-SO-J09A1-05-0409	SOIL	N	Lead	5	0.064	0.13	0.21	MG/KG
	OT29-SO-J09A1-05-0409	SOIL	N	Nickel	6.3	0.11	0.21	0.32	MG/KG

Table 3. Summary of Analytical Results for Discrete Soil Samples for the Open Detonation Unit, Kirtland Air Force Base, December 2015

Method	Sample ID	Matrix	QA/QC Type	Analyte	Result*	DL	LOD	LOQ	Units
SW6020									
	OT29-SO-J09A1-05-0409	SOIL	N	Selenium	0.12 J	0.11	0.21	0.32	MG/KG
	OT29-SO-J09A1-05-0409	SOIL	N	Silver	0.064 U	0.032	0.064	0.11	MG/KG
	OT29-SO-J09A1-05-0409	SOIL	N	Thallium	0.096 J	0.053	0.11	0.16	MG/KG
	OT29-SO-J09A1-05-0409	SOIL	N	Tin	3.2 U	1.3	3.2	5.3	MG/KG
	OT29-SO-J09A1-05-0409	SOIL	N	Vanadium	21	0.64	1.3	2.1	MG/KG
	OT29-SO-J09A1-05-0409	SOIL	N	Zinc	22	0.64	1.3	2.1	MG/KG
	OT29-SO-J09A1-05-0910	SOIL	N	Antimony	0.39 U	0.2	0.39	0.59	MG/KG
	OT29-SO-J09A1-05-0910	SOIL	N	Arsenic	4.6	0.15	0.29	0.49	MG/KG
	OT29-SO-J09A1-05-0910	SOIL	N	Barium	55	0.098	0.2	0.29	MG/KG
	OT29-SO-J09A1-05-0910	SOIL	N	Beryllium	0.31	0.02	0.049	0.098	MG/KG
	OT29-SO-J09A1-05-0910	SOIL	N	Cadmium	0.063 J	0.049	0.098	0.15	MG/KG
	OT29-SO-J09A1-05-0910	SOIL	N	Chromium	5	0.2	0.44	0.49	MG/KG
	OT29-SO-J09A1-05-0910	SOIL	N	Cobalt	2.7	0.098	0.2	0.29	MG/KG
	OT29-SO-J09A1-05-0910	SOIL	N	Copper	5.2	0.15	0.29	0.49	MG/KG
	OT29-SO-J09A1-05-0910	SOIL	N	Lead	5.2	0.059	0.12	0.2	MG/KG
	OT29-SO-J09A1-05-0910	SOIL	N	Nickel	4.7	0.098	0.2	0.29	MG/KG
	OT29-SO-J09A1-05-0910	SOIL	N	Selenium	0.12 J	0.098	0.2	0.29	MG/KG
	OT29-SO-J09A1-05-0910	SOIL	N	Silver	0.059 U	0.029	0.059	0.098	MG/KG
	OT29-SO-J09A1-05-0910	SOIL	N	Thallium	0.17	0.049	0.098	0.15	MG/KG
	OT29-SO-J09A1-05-0910	SOIL	N	Tin	2.9 U	1.2	2.9	4.9	MG/KG
	OT29-SO-J09A1-05-0910	SOIL	N	Vanadium	14	0.59	1.2	2	MG/KG
	OT29-SO-J09A1-05-0910	SOIL	N	Zinc	25	0.59	1.2	2	MG/KG
	OT29-SO-J09A1-05-1415	SOIL	N	Antimony	0.41 U	0.21	0.41	0.62	MG/KG

Table 3. Summary of Analytical Results for Discrete Soil Samples for the Open Detonation Unit, Kirtland Air Force Base, December 2015

Method	Sample ID	Matrix	QA/QC Type	Analyte	Result*	DL	LOD	LOQ	Units
SW6020									
	OT29-SO-J09A1-05-1415	SOIL	N	Arsenic	3.7	0.15	0.31	0.51	MG/KG
	OT29-SO-J09A1-05-1415	SOIL	N	Barium	60	0.1	0.21	0.31	MG/KG
	OT29-SO-J09A1-05-1415	SOIL	N	Beryllium	0.23	0.021	0.051	0.1	MG/KG
	OT29-SO-J09A1-05-1415	SOIL	N	Cadmium	0.064 J	0.051	0.1	0.15	MG/KG
	OT29-SO-J09A1-05-1415	SOIL	N	Chromium	2.9	0.21	0.46	0.51	MG/KG
	OT29-SO-J09A1-05-1415	SOIL	N	Cobalt	2.8	0.1	0.21	0.31	MG/KG
	OT29-SO-J09A1-05-1415	SOIL	N	Copper	3.9	0.15	0.31	0.51	MG/KG
	OT29-SO-J09A1-05-1415	SOIL	N	Lead	4.1	0.062	0.12	0.21	MG/KG
	OT29-SO-J09A1-05-1415	SOIL	N	Nickel	4	0.1	0.21	0.31	MG/KG
	OT29-SO-J09A1-05-1415	SOIL	N	Selenium	0.21 U	0.1	0.21	0.31	MG/KG
	OT29-SO-J09A1-05-1415	SOIL	N	Silver	0.062 U	0.031	0.062	0.1	MG/KG
	OT29-SO-J09A1-05-1415	SOIL	N	Thallium	0.091 J	0.051	0.1	0.15	MG/KG
	OT29-SO-J09A1-05-1415	SOIL	N	Tin	3.1 U	1.2	3.1	5.1	MG/KG
	OT29-SO-J09A1-05-1415	SOIL	N	Vanadium	9.7	0.62	1.2	2.1	MG/KG
	OT29-SO-J09A1-05-1415	SOIL	N	Zinc	19	0.62	1.2	2.1	MG/KG
	OT29-SO-J09A1-07-0001	SOIL	N	Antimony	0.64 J	0.22	0.43	0.65	MG/KG
	OT29-SO-J09A1-07-0001	SOIL	N	Arsenic	16	0.16	0.32	0.54	MG/KG
	OT29-SO-J09A1-07-0001	SOIL	N	Barium	140	0.11	0.22	0.32	MG/KG
	OT29-SO-J09A1-07-0001	SOIL	N	Beryllium	0.56	0.022	0.054	0.11	MG/KG
	OT29-SO-J09A1-07-0001	SOIL	N	Cadmium	0.42	0.054	0.11	0.16	MG/KG
	OT29-SO-J09A1-07-0001	SOIL	N	Chromium	13	0.22	0.48	0.54	MG/KG
	OT29-SO-J09A1-07-0001	SOIL	N	Cobalt	4.7	0.11	0.22	0.32	MG/KG
	OT29-SO-J09A1-07-0001	SOIL	N	Copper	27	0.16	0.32	0.54	MG/KG

Table 3. Summary of Analytical Results for Discrete Soil Samples for the Open Detonation Unit, Kirtland Air Force Base, December 2015

Method	Sample ID	Matrix	QA/QC Type	Analyte	Result*	DL	LOD	LOQ	Units
SW6020									
	OT29-SO-J09A1-07-0001	SOIL	N	Lead	24	0.065	0.13	0.22	MG/KG
	OT29-SO-J09A1-07-0001	SOIL	N	Nickel	10	0.11	0.22	0.32	MG/KG
	OT29-SO-J09A1-07-0001	SOIL	N	Selenium	0.25 J	0.11	0.22	0.32	MG/KG
	OT29-SO-J09A1-07-0001	SOIL	N	Silver	0.14	0.032	0.065	0.11	MG/KG
	OT29-SO-J09A1-07-0001	SOIL	N	Thallium	0.73	0.054	0.11	0.16	MG/KG
	OT29-SO-J09A1-07-0001	SOIL	N	Tin	1.5 J	1.3	3.2	5.4	MG/KG
	OT29-SO-J09A1-07-0001	SOIL	N	Vanadium	25	0.65	1.3	2.2	MG/KG
	OT29-SO-J09A1-07-0001	SOIL	N	Zinc	59	0.65	1.3	2.2	MG/KG
	OT29-SO-J09A1-07-0405	SOIL	N	Antimony	0.76	0.21	0.43	0.64	MG/KG
	OT29-SO-J09A1-07-0405	SOIL	N	Arsenic	5.3	0.16	0.32	0.53	MG/KG
	OT29-SO-J09A1-07-0405	SOIL	N	Barium	240 J	0.11	0.21	0.32	MG/KG
	OT29-SO-J09A1-07-0405	SOIL	N	Beryllium	0.47	0.021	0.053	0.11	MG/KG
	OT29-SO-J09A1-07-0405	SOIL	N	Cadmium	0.7 J	0.053	0.11	0.16	MG/KG
	OT29-SO-J09A1-07-0405	SOIL	N	Chromium	13	0.21	0.48	0.53	MG/KG
	OT29-SO-J09A1-07-0405	SOIL	N	Cobalt	3.8	0.11	0.21	0.32	MG/KG
	OT29-SO-J09A1-07-0405	SOIL	N	Copper	30 J	0.16	0.32	0.53	MG/KG
	OT29-SO-J09A1-07-0405	SOIL	N	Lead	29 J	0.064	0.13	0.21	MG/KG
	OT29-SO-J09A1-07-0405	SOIL	N	Nickel	10	0.11	0.21	0.32	MG/KG
	OT29-SO-J09A1-07-0405	SOIL	N	Selenium	0.22 J	0.11	0.21	0.32	MG/KG
	OT29-SO-J09A1-07-0405	SOIL	N	Silver	19 J	0.032	0.064	0.11	MG/KG
	OT29-SO-J09A1-07-0405	SOIL	N	Thallium	0.12 J	0.053	0.11	0.16	MG/KG
	OT29-SO-J09A1-07-0405	SOIL	N	Tin	3.7 J	1.3	3.2	5.3	MG/KG
	OT29-SO-J09A1-07-0405	SOIL	N	Vanadium	23	0.64	1.3	2.1	MG/KG

Table 3. Summary of Analytical Results for Discrete Soil Samples for the Open Detonation Unit, Kirtland Air Force Base, December 2015

Method	Sample ID	Matrix	QA/QC Type	Analyte	Result*	DL	LOD	LOQ	Units
SW6020									
	OT29-SO-J09A1-07-0405	SOIL	N	Zinc	97 J	0.64	1.3	2.1	MG/KG
	OT29-SO-J09A1-07-0910	SOIL	N	Antimony	0.39 J	0.22	0.44	0.66	MG/KG
	OT29-SO-J09A1-07-0910	SOIL	N	Arsenic	4	0.16	0.33	0.55	MG/KG
	OT29-SO-J09A1-07-0910	SOIL	N	Barium	120	0.11	0.22	0.33	MG/KG
	OT29-SO-J09A1-07-0910	SOIL	N	Beryllium	0.33	0.022	0.055	0.11	MG/KG
	OT29-SO-J09A1-07-0910	SOIL	N	Cadmium	0.35	0.055	0.11	0.16	MG/KG
	OT29-SO-J09A1-07-0910	SOIL	N	Chromium	7.6	0.22	0.49	0.55	MG/KG
	OT29-SO-J09A1-07-0910	SOIL	N	Cobalt	3.1	0.11	0.22	0.33	MG/KG
	OT29-SO-J09A1-07-0910	SOIL	N	Copper	34	0.16	0.33	0.55	MG/KG
	OT29-SO-J09A1-07-0910	SOIL	N	Lead	14	0.066	0.13	0.22	MG/KG
	OT29-SO-J09A1-07-0910	SOIL	N	Nickel	6.8	0.11	0.22	0.33	MG/KG
	OT29-SO-J09A1-07-0910	SOIL	N	Selenium	0.16 J	0.11	0.22	0.33	MG/KG
	OT29-SO-J09A1-07-0910	SOIL	N	Silver	0.088 J	0.033	0.066	0.11	MG/KG
	OT29-SO-J09A1-07-0910	SOIL	N	Thallium	0.14 J	0.055	0.11	0.16	MG/KG
	OT29-SO-J09A1-07-0910	SOIL	N	Tin	1.5 J	1.3	3.3	5.5	MG/KG
	OT29-SO-J09A1-07-0910	SOIL	N	Vanadium	18	0.66	1.3	2.2	MG/KG
	OT29-SO-J09A1-07-0910	SOIL	N	Zinc	42	0.66	1.3	2.2	MG/KG
	OT29-SO-J09A1-07-1415	SOIL	N	Antimony	0.42 U	0.21	0.42	0.63	MG/KG
	OT29-SO-J09A1-07-1415	SOIL	N	Arsenic	6.4	0.16	0.31	0.52	MG/KG
	OT29-SO-J09A1-07-1415	SOIL	N	Barium	69	0.1	0.21	0.31	MG/KG
	OT29-SO-J09A1-07-1415	SOIL	N	Beryllium	0.35	0.021	0.052	0.1	MG/KG
	OT29-SO-J09A1-07-1415	SOIL	N	Cadmium	0.1 U	0.052	0.1	0.16	MG/KG
	OT29-SO-J09A1-07-1415	SOIL	N	Chromium	6.1	0.21	0.47	0.52	MG/KG

Table 3. Summary of Analytical Results for Discrete Soil Samples for the Open Detonation Unit, Kirtland Air Force Base, December 2015

Method	Sample ID	Matrix	QA/QC Type	Analyte	Result*	DL	LOD	LOQ	Units
SW6020									
	OT29-SO-J09A1-07-1415	SOIL	N	Cobalt	2.9	0.1	0.21	0.31	MG/KG
	OT29-SO-J09A1-07-1415	SOIL	N	Copper	4.3	0.16	0.31	0.52	MG/KG
	OT29-SO-J09A1-07-1415	SOIL	N	Lead	5.2	0.063	0.13	0.21	MG/KG
	OT29-SO-J09A1-07-1415	SOIL	N	Nickel	5.5	0.1	0.21	0.31	MG/KG
	OT29-SO-J09A1-07-1415	SOIL	N	Selenium	0.23 J	0.1	0.21	0.31	MG/KG
	OT29-SO-J09A1-07-1415	SOIL	N	Silver	0.063 U	0.031	0.063	0.1	MG/KG
	OT29-SO-J09A1-07-1415	SOIL	N	Thallium	0.11 J	0.052	0.1	0.16	MG/KG
	OT29-SO-J09A1-07-1415	SOIL	N	Tin	3.1 U	1.3	3.1	5.2	MG/KG
	OT29-SO-J09A1-07-1415	SOIL	N	Vanadium	17	0.63	1.3	2.1	MG/KG
	OT29-SO-J09A1-07-1415	SOIL	N	Zinc	22	0.63	1.3	2.1	MG/KG
	OT29-SO-J09A1-09-0001	SOIL	N	Antimony	0.7	0.22	0.45	0.67	MG/KG
	OT29-SO-J09A1-09-0001	SOIL	N	Arsenic	4.9	0.17	0.33	0.56	MG/KG
	OT29-SO-J09A1-09-0001	SOIL	N	Barium	120	0.11	0.22	0.33	MG/KG
	OT29-SO-J09A1-09-0001	SOIL	N	Beryllium	0.54	0.022	0.056	0.11	MG/KG
	OT29-SO-J09A1-09-0001	SOIL	N	Cadmium	0.52	0.056	0.11	0.17	MG/KG
	OT29-SO-J09A1-09-0001	SOIL	N	Chromium	16	0.22	0.5	0.56	MG/KG
	OT29-SO-J09A1-09-0001	SOIL	N	Cobalt	4.6	0.11	0.22	0.33	MG/KG
	OT29-SO-J09A1-09-0001	SOIL	N	Copper	26	0.17	0.33	0.56	MG/KG
	OT29-SO-J09A1-09-0001	SOIL	N	Lead	44	0.067	0.13	0.22	MG/KG
	OT29-SO-J09A1-09-0001	SOIL	N	Nickel	13	0.11	0.22	0.33	MG/KG
	OT29-SO-J09A1-09-0001	SOIL	N	Selenium	0.28 J	0.11	0.22	0.33	MG/KG
	OT29-SO-J09A1-09-0001	SOIL	N	Silver	0.26	0.033	0.067	0.11	MG/KG
	OT29-SO-J09A1-09-0001	SOIL	N	Thallium	0.17	0.056	0.11	0.17	MG/KG

Table 3. Summary of Analytical Results for Discrete Soil Samples for the Open Detonation Unit, Kirtland Air Force Base, December 2015

Method	Sample ID	Matrix	QA/QC Type	Analyte	Result*	DL	LOD	LOQ	Units
SW6020									
	OT29-SO-J09A1-09-0001	SOIL	N	Tin	1.6 J	1.3	3.3	5.6	MG/KG
	OT29-SO-J09A1-09-0001	SOIL	N	Vanadium	22	0.67	1.3	2.2	MG/KG
	OT29-SO-J09A1-09-0001	SOIL	N	Zinc	250	0.67	1.3	2.2	MG/KG
	OT29-SO-J09A1-09-0405	SOIL	N	Antimony	0.41 U	0.21	0.41	0.62	MG/KG
	OT29-SO-J09A1-09-0405	SOIL	N	Arsenic	5	0.15	0.31	0.51	MG/KG
	OT29-SO-J09A1-09-0405	SOIL	N	Barium	240	0.1	0.21	0.31	MG/KG
	OT29-SO-J09A1-09-0405	SOIL	N	Beryllium	0.28	0.021	0.051	0.1	MG/KG
	OT29-SO-J09A1-09-0405	SOIL	N	Cadmium	0.093 J	0.051	0.1	0.15	MG/KG
	OT29-SO-J09A1-09-0405	SOIL	N	Chromium	5.9	0.21	0.46	0.51	MG/KG
	OT29-SO-J09A1-09-0405	SOIL	N	Cobalt	2.6	0.1	0.21	0.31	MG/KG
	OT29-SO-J09A1-09-0405	SOIL	N	Copper	4.8	0.15	0.31	0.51	MG/KG
	OT29-SO-J09A1-09-0405	SOIL	N	Lead	5.5	0.062	0.12	0.21	MG/KG
	OT29-SO-J09A1-09-0405	SOIL	N	Nickel	5.4	0.1	0.21	0.31	MG/KG
	OT29-SO-J09A1-09-0405	SOIL	N	Selenium	0.17 J	0.1	0.21	0.31	MG/KG
	OT29-SO-J09A1-09-0405	SOIL	N	Silver	0.062 U	0.031	0.062	0.1	MG/KG
	OT29-SO-J09A1-09-0405	SOIL	N	Thallium	0.089 J	0.051	0.1	0.15	MG/KG
	OT29-SO-J09A1-09-0405	SOIL	N	Tin	3.1 U	1.2	3.1	5.1	MG/KG
	OT29-SO-J09A1-09-0405	SOIL	N	Vanadium	15	0.62	1.2	2.1	MG/KG
	OT29-SO-J09A1-09-0405	SOIL	N	Zinc	18	0.62	1.2	2.1	MG/KG
	OT29-SO-J09A1-09-0910	SOIL	N	Antimony	0.43 U	0.21	0.43	0.64	MG/KG
	OT29-SO-J09A1-09-0910	SOIL	N	Arsenic	3.9	0.16	0.32	0.54	MG/KG
	OT29-SO-J09A1-09-0910	SOIL	N	Barium	39	0.11	0.21	0.32	MG/KG
	OT29-SO-J09A1-09-0910	SOIL	N	Beryllium	0.29	0.021	0.054	0.11	MG/KG

Table 3. Summary of Analytical Results for Discrete Soil Samples for the Open Detonation Unit, Kirtland Air Force Base, December 2015

Method	Sample ID	Matrix	QA/QC Type	Analyte	Result*	DL	LOD	LOQ	Units
SW6020									
	OT29-SO-J09A1-09-0910	SOIL	N	Cadmium	0.071 J	0.054	0.11	0.16	MG/KG
	OT29-SO-J09A1-09-0910	SOIL	N	Chromium	5.5	0.21	0.48	0.54	MG/KG
	OT29-SO-J09A1-09-0910	SOIL	N	Cobalt	2.9	0.11	0.21	0.32	MG/KG
	OT29-SO-J09A1-09-0910	SOIL	N	Copper	4.8	0.16	0.32	0.54	MG/KG
	OT29-SO-J09A1-09-0910	SOIL	N	Lead	41	0.064	0.13	0.21	MG/KG
	OT29-SO-J09A1-09-0910	SOIL	N	Nickel	4.6	0.11	0.21	0.32	MG/KG
	OT29-SO-J09A1-09-0910	SOIL	N	Selenium	0.11 J	0.11	0.21	0.32	MG/KG
	OT29-SO-J09A1-09-0910	SOIL	N	Silver	0.064 U	0.032	0.064	0.11	MG/KG
	OT29-SO-J09A1-09-0910	SOIL	N	Thallium	0.11 J	0.054	0.11	0.16	MG/KG
	OT29-SO-J09A1-09-0910	SOIL	N	Tin	3.2 U	1.3	3.2	5.4	MG/KG
	OT29-SO-J09A1-09-0910	SOIL	N	Vanadium	17	0.64	1.3	2.1	MG/KG
	OT29-SO-J09A1-09-0910	SOIL	N	Zinc	21	0.64	1.3	2.1	MG/KG
	OT29-SO-J09A1-09-1415	SOIL	N	Antimony	0.41 U	0.2	0.41	0.61	MG/KG
	OT29-SO-J09A1-09-1415	SOIL	N	Arsenic	5.2	0.15	0.31	0.51	MG/KG
	OT29-SO-J09A1-09-1415	SOIL	N	Barium	49	0.1	0.2	0.31	MG/KG
	OT29-SO-J09A1-09-1415	SOIL	N	Beryllium	0.33	0.02	0.051	0.1	MG/KG
	OT29-SO-J09A1-09-1415	SOIL	N	Cadmium	0.1 U	0.051	0.1	0.15	MG/KG
	OT29-SO-J09A1-09-1415	SOIL	N	Chromium	6.9	0.2	0.46	0.51	MG/KG
	OT29-SO-J09A1-09-1415	SOIL	N	Cobalt	3.1	0.1	0.2	0.31	MG/KG
	OT29-SO-J09A1-09-1415	SOIL	N	Copper	3.4	0.15	0.31	0.51	MG/KG
	OT29-SO-J09A1-09-1415	SOIL	N	Lead	5.7	0.061	0.12	0.2	MG/KG
	OT29-SO-J09A1-09-1415	SOIL	N	Nickel	5.4	0.1	0.2	0.31	MG/KG
	OT29-SO-J09A1-09-1415	SOIL	N	Selenium	0.2 J	0.1	0.2	0.31	MG/KG

Table 3. Summary of Analytical Results for Discrete Soil Samples for the Open Detonation Unit, Kirtland Air Force Base, December 2015

Method	Sample ID	Matrix	QA/QC Type	Analyte	Result*	DL	LOD	LOQ	Units
SW6020									
	OT29-SO-J09A1-09-1415	SOIL	N	Silver	0.061 U	0.031	0.061	0.1	MG/KG
	OT29-SO-J09A1-09-1415	SOIL	N	Thallium	0.094 J	0.051	0.1	0.15	MG/KG
	OT29-SO-J09A1-09-1415	SOIL	N	Tin	3.1 U	1.2	3.1	5.1	MG/KG
	OT29-SO-J09A1-09-1415	SOIL	N	Vanadium	19	0.61	1.2	2	MG/KG
	OT29-SO-J09A1-09-1415	SOIL	N	Zinc	21	0.61	1.2	2	MG/KG
	OT29-SO-J09A1-11-0001	SOIL	N	Antimony	0.59 J	0.21	0.41	0.62	MG/KG
	OT29-SO-J09A1-11-0001	SOIL	N	Arsenic	4.3	0.16	0.31	0.52	MG/KG
	OT29-SO-J09A1-11-0001	SOIL	N	Barium	120 J	0.1	0.21	0.31	MG/KG
	OT29-SO-J09A1-11-0001	SOIL	N	Beryllium	0.46	0.021	0.052	0.1	MG/KG
	OT29-SO-J09A1-11-0001	SOIL	N	Cadmium	0.36	0.052	0.1	0.16	MG/KG
	OT29-SO-J09A1-11-0001	SOIL	N	Chromium	12 J	0.21	0.47	0.52	MG/KG
	OT29-SO-J09A1-11-0001	SOIL	N	Cobalt	4.4	0.1	0.21	0.31	MG/KG
	OT29-SO-J09A1-11-0001	SOIL	N	Copper	34 J	0.16	0.31	0.52	MG/KG
	OT29-SO-J09A1-11-0001	SOIL	N	Lead	22 J	0.062	0.12	0.21	MG/KG
	OT29-SO-J09A1-11-0001	SOIL	N	Nickel	9.8 J	0.1	0.21	0.31	MG/KG
	OT29-SO-J09A1-11-0001	SOIL	N	Selenium	0.2 J	0.1	0.21	0.31	MG/KG
	OT29-SO-J09A1-11-0001	SOIL	N	Silver	0.12	0.031	0.062	0.1	MG/KG
	OT29-SO-J09A1-11-0001	SOIL	N	Thallium	0.14 J	0.052	0.1	0.16	MG/KG
	OT29-SO-J09A1-11-0001	SOIL	N	Tin	1.3 J	1.2	3.1	5.2	MG/KG
	OT29-SO-J09A1-11-0001	SOIL	N	Vanadium	23 J	0.62	1.2	2.1	MG/KG
	OT29-SO-J09A1-11-0001	SOIL	N	Zinc	58 J	0.62	1.2	2.1	MG/KG
	OT29-SO-J09A1-11-0405	SOIL	N	Antimony	0.75	0.2	0.4	0.6	MG/KG
	OT29-SO-J09A1-11-0405	SOIL	N	Arsenic	4.7	0.15	0.3	0.5	MG/KG

Table 3. Summary of Analytical Results for Discrete Soil Samples for the Open Detonation Unit, Kirtland Air Force Base, December 2015

Method	Sample ID	Matrix	QA/QC Type	Analyte	Result*	DL	LOD	LOQ	Units
SW6020									
	OT29-SO-J09A1-11-0405	SOIL	N	Barium	140	0.1	0.2	0.3	MG/KG
	OT29-SO-J09A1-11-0405	SOIL	N	Beryllium	0.5	0.02	0.05	0.1	MG/KG
	OT29-SO-J09A1-11-0405	SOIL	N	Cadmium	0.95	0.05	0.1	0.15	MG/KG
	OT29-SO-J09A1-11-0405	SOIL	N	Chromium	15	0.2	0.45	0.5	MG/KG
	OT29-SO-J09A1-11-0405	SOIL	N	Cobalt	4.6	0.1	0.2	0.3	MG/KG
	OT29-SO-J09A1-11-0405	SOIL	N	Copper	58	0.15	0.3	0.5	MG/KG
	OT29-SO-J09A1-11-0405	SOIL	N	Lead	31	0.06	0.12	0.2	MG/KG
	OT29-SO-J09A1-11-0405	SOIL	N	Nickel	12	0.1	0.2	0.3	MG/KG
	OT29-SO-J09A1-11-0405	SOIL	N	Selenium	0.2 J	0.1	0.2	0.3	MG/KG
	OT29-SO-J09A1-11-0405	SOIL	N	Silver	0.3	0.03	0.06	0.1	MG/KG
	OT29-SO-J09A1-11-0405	SOIL	N	Thallium	0.14 J	0.05	0.1	0.15	MG/KG
	OT29-SO-J09A1-11-0405	SOIL	N	Tin	1.8 J	1.2	3	5	MG/KG
	OT29-SO-J09A1-11-0405	SOIL	N	Vanadium	24	0.6	1.2	2	MG/KG
	OT29-SO-J09A1-11-0405	SOIL	N	Zinc	99	0.6	1.2	2	MG/KG
	OT29-SO-J09A1-11-0910	SOIL	N	Antimony	0.46 U	0.23	0.46	0.7	MG/KG
	OT29-SO-J09A1-11-0910	SOIL	N	Arsenic	4	0.17	0.35	0.58	MG/KG
	OT29-SO-J09A1-11-0910	SOIL	N	Barium	170	0.12	0.23	0.35	MG/KG
	OT29-SO-J09A1-11-0910	SOIL	N	Beryllium	0.36	0.023	0.058	0.12	MG/KG
	OT29-SO-J09A1-11-0910	SOIL	N	Cadmium	0.081 J	0.058	0.12	0.17	MG/KG
	OT29-SO-J09A1-11-0910	SOIL	N	Chromium	7	0.23	0.52	0.58	MG/KG
	OT29-SO-J09A1-11-0910	SOIL	N	Cobalt	2.9	0.12	0.23	0.35	MG/KG
	OT29-SO-J09A1-11-0910	SOIL	N	Copper	2.8	0.17	0.35	0.58	MG/KG
	OT29-SO-J09A1-11-0910	SOIL	N	Lead	5.3	0.07	0.14	0.23	MG/KG

Table 3. Summary of Analytical Results for Discrete Soil Samples for the Open Detonation Unit, Kirtland Air Force Base, December 2015

Method	Sample ID	Matrix	QA/QC Type	Analyte	Result*	DL	LOD	LOQ	Units
SW6020									
	OT29-SO-J09A1-11-0910	SOIL	N	Nickel	5.6	0.12	0.23	0.35	MG/KG
	OT29-SO-J09A1-11-0910	SOIL	N	Selenium	0.14 J	0.12	0.23	0.35	MG/KG
	OT29-SO-J09A1-11-0910	SOIL	N	Silver	0.07 U	0.035	0.07	0.12	MG/KG
	OT29-SO-J09A1-11-0910	SOIL	N	Thallium	0.091 J	0.058	0.12	0.17	MG/KG
	OT29-SO-J09A1-11-0910	SOIL	N	Tin	3.5 U	1.4	3.5	5.8	MG/KG
	OT29-SO-J09A1-11-0910	SOIL	N	Vanadium	15	0.7	1.4	2.3	MG/KG
	OT29-SO-J09A1-11-0910	SOIL	N	Zinc	18	0.7	1.4	2.3	MG/KG
	OT29-SO-J09A1-11-1415	SOIL	N	Antimony	0.45 U	0.22	0.45	0.67	MG/KG
	OT29-SO-J09A1-11-1415	SOIL	N	Arsenic	5.2	0.17	0.34	0.56	MG/KG
	OT29-SO-J09A1-11-1415	SOIL	N	Barium	190	0.11	0.22	0.34	MG/KG
	OT29-SO-J09A1-11-1415	SOIL	N	Beryllium	0.44	0.022	0.056	0.11	MG/KG
	OT29-SO-J09A1-11-1415	SOIL	N	Cadmium	0.11 J	0.056	0.11	0.17	MG/KG
	OT29-SO-J09A1-11-1415	SOIL	N	Chromium	8.5	0.22	0.5	0.56	MG/KG
	OT29-SO-J09A1-11-1415	SOIL	N	Cobalt	3.8	0.11	0.22	0.34	MG/KG
	OT29-SO-J09A1-11-1415	SOIL	N	Copper	4.8	0.17	0.34	0.56	MG/KG
	OT29-SO-J09A1-11-1415	SOIL	N	Lead	6.4	0.067	0.13	0.22	MG/KG
	OT29-SO-J09A1-11-1415	SOIL	N	Nickel	6.7	0.11	0.22	0.34	MG/KG
	OT29-SO-J09A1-11-1415	SOIL	N	Selenium	0.21 J	0.11	0.22	0.34	MG/KG
	OT29-SO-J09A1-11-1415	SOIL	N	Silver	0.067 U	0.034	0.067	0.11	MG/KG
	OT29-SO-J09A1-11-1415	SOIL	N	Thallium	0.17	0.056	0.11	0.17	MG/KG
	OT29-SO-J09A1-11-1415	SOIL	N	Tin	3.4 U	1.3	3.4	5.6	MG/KG
	OT29-SO-J09A1-11-1415	SOIL	N	Vanadium	22	0.67	1.3	2.2	MG/KG
	OT29-SO-J09A1-11-1415	SOIL	N	Zinc	26	0.67	1.3	2.2	MG/KG

Table 3. Summary of Analytical Results for Discrete Soil Samples for the Open Detonation Unit, Kirtland Air Force Base, December 2015

Method	Sample ID	Matrix	QA/QC Type	Analyte	Result*	DL	LOD	LOQ	Units
SW6020									
	OT29-SO-J09A1-15-0001	SOIL	N	Antimony	0.6 J	0.21	0.42	0.63	MG/KG
	OT29-SO-J09A1-15-0001	SOIL	N	Arsenic	9.8 J	0.16	0.32	0.53	MG/KG
	OT29-SO-J09A1-15-0001	SOIL	N	Barium	120	0.11	0.21	0.32	MG/KG
	OT29-SO-J09A1-15-0001	SOIL	N	Beryllium	0.52	0.021	0.053	0.11	MG/KG
	OT29-SO-J09A1-15-0001	SOIL	N	Cadmium	1.1 J	0.053	0.11	0.16	MG/KG
	OT29-SO-J09A1-15-0001	SOIL	N	Chromium	14	0.21	0.47	0.53	MG/KG
	OT29-SO-J09A1-15-0001	SOIL	N	Cobalt	4.5	0.11	0.21	0.32	MG/KG
	OT29-SO-J09A1-15-0001	SOIL	N	Copper	22	0.16	0.32	0.53	MG/KG
	OT29-SO-J09A1-15-0001	SOIL	N	Lead	25 J	0.063	0.13	0.21	MG/KG
	OT29-SO-J09A1-15-0001	SOIL	N	Nickel	12	0.11	0.21	0.32	MG/KG
	OT29-SO-J09A1-15-0001	SOIL	N	Selenium	0.19 J	0.11	0.21	0.32	MG/KG
	OT29-SO-J09A1-15-0001	SOIL	N	Silver	0.32	0.032	0.063	0.11	MG/KG
	OT29-SO-J09A1-15-0001	SOIL	N	Thallium	0.16	0.053	0.11	0.16	MG/KG
	OT29-SO-J09A1-15-0001	SOIL	N	Tin	1.4 J	1.3	3.2	5.3	MG/KG
	OT29-SO-J09A1-15-0001	SOIL	N	Vanadium	23	0.63	1.3	2.1	MG/KG
	OT29-SO-J09A1-15-0001	SOIL	N	Zinc	57 J	0.63	1.3	2.1	MG/KG
	OT29-SO-J09A1-15-0405	SOIL	N	Antimony	0.43 U	0.21	0.43	0.64	MG/KG
	OT29-SO-J09A1-15-0405	SOIL	N	Arsenic	5.1	0.16	0.32	0.53	MG/KG
	OT29-SO-J09A1-15-0405	SOIL	N	Barium	330	0.11	0.21	0.32	MG/KG
	OT29-SO-J09A1-15-0405	SOIL	N	Beryllium	0.36	0.021	0.053	0.11	MG/KG
	OT29-SO-J09A1-15-0405	SOIL	N	Cadmium	0.087 J	0.053	0.11	0.16	MG/KG
	OT29-SO-J09A1-15-0405	SOIL	N	Chromium	8.7	0.21	0.48	0.53	MG/KG
	OT29-SO-J09A1-15-0405	SOIL	N	Cobalt	3.7	0.11	0.21	0.32	MG/KG

Table 3. Summary of Analytical Results for Discrete Soil Samples for the Open Detonation Unit, Kirtland Air Force Base, December 2015

Method	Sample ID	Matrix	QA/QC Type	Analyte	Result*	DL	LOD	LOQ	Units
SW6020									
	OT29-SO-J09A1-15-0405	SOIL	N	Copper	4.6	0.16	0.32	0.53	MG/KG
	OT29-SO-J09A1-15-0405	SOIL	N	Lead	4.8	0.064	0.13	0.21	MG/KG
	OT29-SO-J09A1-15-0405	SOIL	N	Nickel	8.2	0.11	0.21	0.32	MG/KG
	OT29-SO-J09A1-15-0405	SOIL	N	Selenium	0.21 J	0.11	0.21	0.32	MG/KG
	OT29-SO-J09A1-15-0405	SOIL	N	Silver	0.064 U	0.032	0.064	0.11	MG/KG
	OT29-SO-J09A1-15-0405	SOIL	N	Thallium	0.1 J	0.053	0.11	0.16	MG/KG
	OT29-SO-J09A1-15-0405	SOIL	N	Tin	3.2 U	1.3	3.2	5.3	MG/KG
	OT29-SO-J09A1-15-0405	SOIL	N	Vanadium	20	0.64	1.3	2.1	MG/KG
	OT29-SO-J09A1-15-0405	SOIL	N	Zinc	23	0.64	1.3	2.1	MG/KG
	OT29-SO-J09A1-15-0910	SOIL	N	Antimony	0.42 U	0.21	0.42	0.63	MG/KG
	OT29-SO-J09A1-15-0910	SOIL	N	Arsenic	4.7	0.16	0.32	0.53	MG/KG
	OT29-SO-J09A1-15-0910	SOIL	N	Barium	88	0.11	0.21	0.32	MG/KG
	OT29-SO-J09A1-15-0910	SOIL	N	Beryllium	0.29	0.021	0.053	0.11	MG/KG
	OT29-SO-J09A1-15-0910	SOIL	N	Cadmium	0.055 J	0.053	0.11	0.16	MG/KG
	OT29-SO-J09A1-15-0910	SOIL	N	Chromium	4.9	0.21	0.48	0.53	MG/KG
	OT29-SO-J09A1-15-0910	SOIL	N	Cobalt	2.6	0.11	0.21	0.32	MG/KG
	OT29-SO-J09A1-15-0910	SOIL	N	Copper	4.9	0.16	0.32	0.53	MG/KG
	OT29-SO-J09A1-15-0910	SOIL	N	Lead	9.4	0.063	0.13	0.21	MG/KG
	OT29-SO-J09A1-15-0910	SOIL	N	Nickel	4.4	0.11	0.21	0.32	MG/KG
	OT29-SO-J09A1-15-0910	SOIL	N	Selenium	0.13 J	0.11	0.21	0.32	MG/KG
	OT29-SO-J09A1-15-0910	SOIL	N	Silver	0.063 U	0.032	0.063	0.11	MG/KG
	OT29-SO-J09A1-15-0910	SOIL	N	Thallium	0.16	0.053	0.11	0.16	MG/KG
	OT29-SO-J09A1-15-0910	SOIL	N	Tin	3.2 U	1.3	3.2	5.3	MG/KG

Table 3. Summary of Analytical Results for Discrete Soil Samples for the Open Detonation Unit, Kirtland Air Force Base, December 2015

Method	Sample ID	Matrix	QA/QC Type	Analyte	Result*	DL	LOD	LOQ	Units
SW6020									
	OT29-SO-J09A1-15-0910	SOIL	N	Vanadium	16	0.63	1.3	2.1	MG/KG
	OT29-SO-J09A1-15-0910	SOIL	N	Zinc	23	0.63	1.3	2.1	MG/KG
	OT29-SO-J09A1-15-1415	SOIL	N	Antimony	0.42 U	0.21	0.42	0.63	MG/KG
	OT29-SO-J09A1-15-1415	SOIL	N	Arsenic	23	0.16	0.31	0.52	MG/KG
	OT29-SO-J09A1-15-1415	SOIL	N	Barium	130	0.1	0.21	0.31	MG/KG
	OT29-SO-J09A1-15-1415	SOIL	N	Beryllium	0.28	0.021	0.052	0.1	MG/KG
	OT29-SO-J09A1-15-1415	SOIL	N	Cadmium	0.097 J	0.052	0.1	0.16	MG/KG
	OT29-SO-J09A1-15-1415	SOIL	N	Chromium	3.8	0.21	0.47	0.52	MG/KG
	OT29-SO-J09A1-15-1415	SOIL	N	Cobalt	2.5	0.1	0.21	0.31	MG/KG
	OT29-SO-J09A1-15-1415	SOIL	N	Copper	3.4	0.16	0.31	0.52	MG/KG
	OT29-SO-J09A1-15-1415	SOIL	N	Lead	5.8	0.063	0.13	0.21	MG/KG
	OT29-SO-J09A1-15-1415	SOIL	N	Nickel	3.8	0.1	0.21	0.31	MG/KG
	OT29-SO-J09A1-15-1415	SOIL	N	Selenium	0.18 J	0.1	0.21	0.31	MG/KG
	OT29-SO-J09A1-15-1415	SOIL	N	Silver	0.063 U	0.031	0.063	0.1	MG/KG
	OT29-SO-J09A1-15-1415	SOIL	N	Thallium	0.83	0.052	0.1	0.16	MG/KG
	OT29-SO-J09A1-15-1415	SOIL	N	Tin	3.1 U	1.3	3.1	5.2	MG/KG
	OT29-SO-J09A1-15-1415	SOIL	N	Vanadium	13	0.63	1.3	2.1	MG/KG
	OT29-SO-J09A1-15-1415	SOIL	N	Zinc	29	0.63	1.3	2.1	MG/KG
	OT29-SO-J09B2-02-0001	SOIL	N	Antimony	0.96	0.23	0.45	0.68	MG/KG
	OT29-SO-J09B2-02-0001	SOIL	N	Arsenic	6.4 J	0.17	0.34	0.56	MG/KG
	OT29-SO-J09B2-02-0001	SOIL	N	Barium	130	0.11	0.23	0.34	MG/KG
	OT29-SO-J09B2-02-0001	SOIL	N	Beryllium	0.47	0.023	0.056	0.11	MG/KG
	OT29-SO-J09B2-02-0001	SOIL	N	Cadmium	0.65	0.056	0.11	0.17	MG/KG

Table 3. Summary of Analytical Results for Discrete Soil Samples for the Open Detonation Unit, Kirtland Air Force Base, December 2015

Method	Sample ID	Matrix	QA/QC Type	Analyte	Result*	DL	LOD	LOQ	Units
SW6020									
	OT29-SO-J09B2-02-0001	SOIL	N	Chromium	12	0.23	0.51	0.56	MG/KG
	OT29-SO-J09B2-02-0001	SOIL	N	Cobalt	4.1	0.11	0.23	0.34	MG/KG
	OT29-SO-J09B2-02-0001	SOIL	N	Copper	77 J	0.17	0.34	0.56	MG/KG
	OT29-SO-J09B2-02-0001	SOIL	N	Lead	44	0.068	0.14	0.23	MG/KG
	OT29-SO-J09B2-02-0001	SOIL	N	Nickel	9.9	0.11	0.23	0.34	MG/KG
	OT29-SO-J09B2-02-0001	SOIL	N	Selenium	0.23 J	0.11	0.23	0.34	MG/KG
	OT29-SO-J09B2-02-0001	SOIL	N	Silver	0.31	0.034	0.068	0.11	MG/KG
	OT29-SO-J09B2-02-0001	SOIL	N	Thallium	0.29	0.056	0.11	0.17	MG/KG
	OT29-SO-J09B2-02-0001	SOIL	N	Tin	1.8 J	1.4	3.4	5.6	MG/KG
	OT29-SO-J09B2-02-0001	SOIL	N	Vanadium	23	0.68	1.4	2.3	MG/KG
	OT29-SO-J09B2-02-0001	SOIL	N	Zinc	67 J	0.68	1.4	2.3	MG/KG
	OT29-SO-J09B2-02-0405	SOIL	N	Antimony	0.74	0.22	0.44	0.66	MG/KG
	OT29-SO-J09B2-02-0405	SOIL	N	Arsenic	5	0.17	0.33	0.55	MG/KG
	OT29-SO-J09B2-02-0405	SOIL	N	Barium	200	0.11	0.22	0.33	MG/KG
	OT29-SO-J09B2-02-0405	SOIL	N	Beryllium	0.42	0.022	0.055	0.11	MG/KG
	OT29-SO-J09B2-02-0405	SOIL	N	Cadmium	0.62	0.055	0.11	0.17	MG/KG
	OT29-SO-J09B2-02-0405	SOIL	N	Chromium	13	0.22	0.5	0.55	MG/KG
	OT29-SO-J09B2-02-0405	SOIL	N	Cobalt	370	1.1	2.2	3.3	MG/KG
	OT29-SO-J09B2-02-0405	SOIL	N	Copper	25	0.17	0.33	0.55	MG/KG
	OT29-SO-J09B2-02-0405	SOIL	N	Lead	19	0.066	0.13	0.22	MG/KG
	OT29-SO-J09B2-02-0405	SOIL	N	Nickel	970	1.1	2.2	3.3	MG/KG
	OT29-SO-J09B2-02-0405	SOIL	N	Selenium	0.22 J	0.11	0.22	0.33	MG/KG
	OT29-SO-J09B2-02-0405	SOIL	N	Silver	0.38	0.033	0.066	0.11	MG/KG

Table 3. Summary of Analytical Results for Discrete Soil Samples for the Open Detonation Unit, Kirtland Air Force Base, December 2015

Method	Sample ID	Matrix	QA/QC Type	Analyte	Result*	DL	LOD	LOQ	Units
SW6020									
	OT29-SO-J09B2-02-0405	SOIL	N	Thallium	0.14 J	0.055	0.11	0.17	MG/KG
	OT29-SO-J09B2-02-0405	SOIL	N	Tin	1.6 J	1.3	3.3	5.5	MG/KG
	OT29-SO-J09B2-02-0405	SOIL	N	Vanadium	21	0.66	1.3	2.2	MG/KG
	OT29-SO-J09B2-02-0405	SOIL	N	Zinc	32	0.66	1.3	2.2	MG/KG
	OT29-SO-J09B2-02-0910	SOIL	N	Antimony	0.73	0.21	0.43	0.64	MG/KG
	OT29-SO-J09B2-02-0910	SOIL	N	Arsenic	4.8	0.16	0.32	0.54	MG/KG
	OT29-SO-J09B2-02-0910	SOIL	N	Barium	130	0.11	0.21	0.32	MG/KG
	OT29-SO-J09B2-02-0910	SOIL	N	Beryllium	0.54	0.021	0.054	0.11	MG/KG
	OT29-SO-J09B2-02-0910	SOIL	N	Cadmium	0.6	0.054	0.11	0.16	MG/KG
	OT29-SO-J09B2-02-0910	SOIL	N	Chromium	11	0.21	0.48	0.54	MG/KG
	OT29-SO-J09B2-02-0910	SOIL	N	Cobalt	4.6	0.11	0.21	0.32	MG/KG
	OT29-SO-J09B2-02-0910	SOIL	N	Copper	26	0.16	0.32	0.54	MG/KG
	OT29-SO-J09B2-02-0910	SOIL	N	Lead	35	0.064	0.13	0.21	MG/KG
	OT29-SO-J09B2-02-0910	SOIL	N	Nickel	9.8	0.11	0.21	0.32	MG/KG
	OT29-SO-J09B2-02-0910	SOIL	N	Selenium	0.27 J	0.11	0.21	0.32	MG/KG
	OT29-SO-J09B2-02-0910	SOIL	N	Silver	0.45	0.032	0.064	0.11	MG/KG
	OT29-SO-J09B2-02-0910	SOIL	N	Thallium	0.15 J	0.054	0.11	0.16	MG/KG
	OT29-SO-J09B2-02-0910	SOIL	N	Tin	1.6 J	1.3	3.2	5.4	MG/KG
	OT29-SO-J09B2-02-0910	SOIL	N	Vanadium	23	0.64	1.3	2.1	MG/KG
	OT29-SO-J09B2-02-0910	SOIL	N	Zinc	66	0.64	1.3	2.1	MG/KG
	OT29-SO-J09B2-02-1415	SOIL	N	Antimony	0.44 U	0.22	0.44	0.66	MG/KG
	OT29-SO-J09B2-02-1415	SOIL	N	Arsenic	3.3	0.16	0.33	0.55	MG/KG
	OT29-SO-J09B2-02-1415	SOIL	N	Barium	45	0.11	0.22	0.33	MG/KG

Table 3. Summary of Analytical Results for Discrete Soil Samples for the Open Detonation Unit, Kirtland Air Force Base, December 2015

Method	Sample ID	Matrix	QA/QC Type	Analyte	Result*	DL	LOD	LOQ	Units
SW6020									
	OT29-SO-J09B2-02-1415	SOIL	N	Beryllium	0.24	0.022	0.055	0.11	MG/KG
	OT29-SO-J09B2-02-1415	SOIL	N	Cadmium	0.055 J	0.055	0.11	0.16	MG/KG
	OT29-SO-J09B2-02-1415	SOIL	N	Chromium	3.5	0.22	0.49	0.55	MG/KG
	OT29-SO-J09B2-02-1415	SOIL	N	Cobalt	2.2	0.11	0.22	0.33	MG/KG
	OT29-SO-J09B2-02-1415	SOIL	N	Copper	3.9	0.16	0.33	0.55	MG/KG
	OT29-SO-J09B2-02-1415	SOIL	N	Lead	4.7	0.066	0.13	0.22	MG/KG
	OT29-SO-J09B2-02-1415	SOIL	N	Nickel	3.4	0.11	0.22	0.33	MG/KG
	OT29-SO-J09B2-02-1415	SOIL	N	Selenium	0.14 J	0.11	0.22	0.33	MG/KG
	OT29-SO-J09B2-02-1415	SOIL	N	Silver	0.066 U	0.033	0.066	0.11	MG/KG
	OT29-SO-J09B2-02-1415	SOIL	N	Thallium	0.079 J	0.055	0.11	0.16	MG/KG
	OT29-SO-J09B2-02-1415	SOIL	N	Tin	3.3 U	1.3	3.3	5.5	MG/KG
	OT29-SO-J09B2-02-1415	SOIL	N	Vanadium	12	0.66	1.3	2.2	MG/KG
	OT29-SO-J09B2-02-1415	SOIL	N	Zinc	18	0.66	1.3	2.2	MG/KG
	OT29-SO-J09B2-04-0001	SOIL	N	Antimony	0.67	0.21	0.42	0.62	MG/KG
	OT29-SO-J09B2-04-0001	SOIL	N	Arsenic	4.4	0.16	0.31	0.52	MG/KG
	OT29-SO-J09B2-04-0001	SOIL	N	Barium	140	0.1	0.21	0.31	MG/KG
	OT29-SO-J09B2-04-0001	SOIL	N	Beryllium	0.51	0.021	0.052	0.1	MG/KG
	OT29-SO-J09B2-04-0001	SOIL	N	Cadmium	0.54	0.052	0.1	0.16	MG/KG
	OT29-SO-J09B2-04-0001	SOIL	N	Chromium	14	0.21	0.47	0.52	MG/KG
	OT29-SO-J09B2-04-0001	SOIL	N	Cobalt	4.5	0.1	0.21	0.31	MG/KG
	OT29-SO-J09B2-04-0001	SOIL	N	Copper	37 J	0.16	0.31	0.52	MG/KG
	OT29-SO-J09B2-04-0001	SOIL	N	Lead	33	0.062	0.12	0.21	MG/KG
	OT29-SO-J09B2-04-0001	SOIL	N	Nickel	9.5	0.1	0.21	0.31	MG/KG

Table 3. Summary of Analytical Results for Discrete Soil Samples for the Open Detonation Unit, Kirtland Air Force Base, December 2015

Method	Sample ID	Matrix	QA/QC Type	Analyte	Result*	DL	LOD	LOQ	Units
SW6020									
	OT29-SO-J09B2-04-0001	SOIL	N	Selenium	0.31	0.1	0.21	0.31	MG/KG
	OT29-SO-J09B2-04-0001	SOIL	N	Silver	0.23	0.031	0.062	0.1	MG/KG
	OT29-SO-J09B2-04-0001	SOIL	N	Thallium	0.14 J	0.052	0.1	0.16	MG/KG
	OT29-SO-J09B2-04-0001	SOIL	N	Tin	1.5 J	1.2	3.1	5.2	MG/KG
	OT29-SO-J09B2-04-0001	SOIL	N	Vanadium	23	0.62	1.2	2.1	MG/KG
	OT29-SO-J09B2-04-0001	SOIL	N	Zinc	68	0.62	1.2	2.1	MG/KG
	OT29-SO-J09B2-04-0405	SOIL	N	Antimony	0.44 U	0.22	0.44	0.66	MG/KG
	OT29-SO-J09B2-04-0405	SOIL	N	Arsenic	5.7	0.17	0.33	0.55	MG/KG
	OT29-SO-J09B2-04-0405	SOIL	N	Barium	360	0.11	0.22	0.33	MG/KG
	OT29-SO-J09B2-04-0405	SOIL	N	Beryllium	0.55	0.022	0.055	0.11	MG/KG
	OT29-SO-J09B2-04-0405	SOIL	N	Cadmium	0.12 J	0.055	0.11	0.17	MG/KG
	OT29-SO-J09B2-04-0405	SOIL	N	Chromium	11	0.22	0.5	0.55	MG/KG
	OT29-SO-J09B2-04-0405	SOIL	N	Cobalt	3.9	0.11	0.22	0.33	MG/KG
	OT29-SO-J09B2-04-0405	SOIL	N	Copper	9.7	0.17	0.33	0.55	MG/KG
	OT29-SO-J09B2-04-0405	SOIL	N	Lead	7.2	0.066	0.13	0.22	MG/KG
	OT29-SO-J09B2-04-0405	SOIL	N	Nickel	9.3	0.11	0.22	0.33	MG/KG
	OT29-SO-J09B2-04-0405	SOIL	N	Selenium	0.27 J	0.11	0.22	0.33	MG/KG
	OT29-SO-J09B2-04-0405	SOIL	N	Silver	0.034 J	0.033	0.066	0.11	MG/KG
	OT29-SO-J09B2-04-0405	SOIL	N	Thallium	0.15 J	0.055	0.11	0.17	MG/KG
	OT29-SO-J09B2-04-0405	SOIL	N	Tin	3.3 U	1.3	3.3	5.5	MG/KG
	OT29-SO-J09B2-04-0405	SOIL	N	Vanadium	26	0.66	1.3	2.2	MG/KG
	OT29-SO-J09B2-04-0405	SOIL	N	Zinc	27	0.66	1.3	2.2	MG/KG
	OT29-SO-J09B2-04-0910	SOIL	N	Antimony	0.4 U	0.2	0.4	0.6	MG/KG

Table 3. Summary of Analytical Results for Discrete Soil Samples for the Open Detonation Unit, Kirtland Air Force Base, December 2015

Method	Sample ID	Matrix	QA/QC Type	Analyte	Result*	DL	LOD	LOQ	Units
SW6020									
	OT29-SO-J09B2-04-0910	SOIL	N	Arsenic	5.2	0.15	0.3	0.5	MG/KG
	OT29-SO-J09B2-04-0910	SOIL	N	Barium	97	0.099	0.2	0.3	MG/KG
	OT29-SO-J09B2-04-0910	SOIL	N	Beryllium	0.32	0.02	0.05	0.099	MG/KG
	OT29-SO-J09B2-04-0910	SOIL	N	Cadmium	0.066 J	0.05	0.099	0.15	MG/KG
	OT29-SO-J09B2-04-0910	SOIL	N	Chromium	4.2	0.2	0.45	0.5	MG/KG
	OT29-SO-J09B2-04-0910	SOIL	N	Cobalt	3.2	0.099	0.2	0.3	MG/KG
	OT29-SO-J09B2-04-0910	SOIL	N	Copper	7.7	0.15	0.3	0.5	MG/KG
	OT29-SO-J09B2-04-0910	SOIL	N	Lead	5.2	0.06	0.12	0.2	MG/KG
	OT29-SO-J09B2-04-0910	SOIL	N	Nickel	5.3	0.099	0.2	0.3	MG/KG
	OT29-SO-J09B2-04-0910	SOIL	N	Selenium	0.19 J	0.099	0.2	0.3	MG/KG
	OT29-SO-J09B2-04-0910	SOIL	N	Silver	0.06 U	0.03	0.06	0.099	MG/KG
	OT29-SO-J09B2-04-0910	SOIL	N	Thallium	0.14 J	0.05	0.099	0.15	MG/KG
	OT29-SO-J09B2-04-0910	SOIL	N	Tin	3 U	1.2	3	5	MG/KG
	OT29-SO-J09B2-04-0910	SOIL	N	Vanadium	19	0.6	1.2	2	MG/KG
	OT29-SO-J09B2-04-0910	SOIL	N	Zinc	23	0.6	1.2	2	MG/KG
	OT29-SO-J09B2-04-1415	SOIL	N	Antimony	0.4 U	0.2	0.4	0.59	MG/KG
	OT29-SO-J09B2-04-1415	SOIL	N	Arsenic	8.2	0.15	0.3	0.5	MG/KG
	OT29-SO-J09B2-04-1415	SOIL	N	Barium	38	0.099	0.2	0.3	MG/KG
	OT29-SO-J09B2-04-1415	SOIL	N	Beryllium	0.33	0.02	0.05	0.099	MG/KG
	OT29-SO-J09B2-04-1415	SOIL	N	Cadmium	0.053 J	0.05	0.099	0.15	MG/KG
	OT29-SO-J09B2-04-1415	SOIL	N	Chromium	4.8	0.2	0.45	0.5	MG/KG
	OT29-SO-J09B2-04-1415	SOIL	N	Cobalt	2.8	0.099	0.2	0.3	MG/KG
	OT29-SO-J09B2-04-1415	SOIL	N	Copper	5.7	0.15	0.3	0.5	MG/KG

Table 3. Summary of Analytical Results for Discrete Soil Samples for the Open Detonation Unit, Kirtland Air Force Base, December 2015

Method	Sample ID	Matrix	QA/QC Type	Analyte	Result*	DL	LOD	LOQ	Units
SW6020									
	OT29-SO-J09B2-04-1415	SOIL	N	Lead	5.4	0.059	0.12	0.2	MG/KG
	OT29-SO-J09B2-04-1415	SOIL	N	Nickel	4.5	0.099	0.2	0.3	MG/KG
	OT29-SO-J09B2-04-1415	SOIL	N	Selenium	0.24 J	0.099	0.2	0.3	MG/KG
	OT29-SO-J09B2-04-1415	SOIL	N	Silver	0.059 U	0.03	0.059	0.099	MG/KG
	OT29-SO-J09B2-04-1415	SOIL	N	Thallium	0.11 J	0.05	0.099	0.15	MG/KG
	OT29-SO-J09B2-04-1415	SOIL	N	Tin	3 U	1.2	3	5	MG/KG
	OT29-SO-J09B2-04-1415	SOIL	N	Vanadium	14	0.59	1.2	2	MG/KG
	OT29-SO-J09B2-04-1415	SOIL	N	Zinc	23	0.59	1.2	2	MG/KG
	OT29-SO-J09B2-06-0001	SOIL	N	Antimony	0.95	0.22	0.44	0.66	MG/KG
	OT29-SO-J09B2-06-0001	SOIL	N	Arsenic	4.7	0.16	0.33	0.55	MG/KG
	OT29-SO-J09B2-06-0001	SOIL	N	Barium	140	0.11	0.22	0.33	MG/KG
	OT29-SO-J09B2-06-0001	SOIL	N	Beryllium	0.57	0.022	0.055	0.11	MG/KG
	OT29-SO-J09B2-06-0001	SOIL	N	Cadmium	0.42	0.055	0.11	0.16	MG/KG
	OT29-SO-J09B2-06-0001	SOIL	N	Chromium	12	0.22	0.49	0.55	MG/KG
	OT29-SO-J09B2-06-0001	SOIL	N	Cobalt	4.5	0.11	0.22	0.33	MG/KG
	OT29-SO-J09B2-06-0001	SOIL	N	Copper	32	0.16	0.33	0.55	MG/KG
	OT29-SO-J09B2-06-0001	SOIL	N	Lead	64	0.066	0.13	0.22	MG/KG
	OT29-SO-J09B2-06-0001	SOIL	N	Nickel	9.9	0.11	0.22	0.33	MG/KG
	OT29-SO-J09B2-06-0001	SOIL	N	Selenium	0.29 J	0.11	0.22	0.33	MG/KG
	OT29-SO-J09B2-06-0001	SOIL	N	Silver	0.22	0.033	0.066	0.11	MG/KG
	OT29-SO-J09B2-06-0001	SOIL	N	Thallium	0.14 J	0.055	0.11	0.16	MG/KG
	OT29-SO-J09B2-06-0001	SOIL	N	Tin	1.4 J	1.3	3.3	5.5	MG/KG
	OT29-SO-J09B2-06-0001	SOIL	N	Vanadium	24	0.66	1.3	2.2	MG/KG

Table 3. Summary of Analytical Results for Discrete Soil Samples for the Open Detonation Unit, Kirtland Air Force Base, December 2015

Method	Sample ID	Matrix	QA/QC Type	Analyte	Result*	DL	LOD	LOQ	Units
SW6020									
	OT29-SO-J09B2-06-0001	SOIL	N	Zinc	52	0.66	1.3	2.2	MG/KG
	OT29-SO-J09B2-06-0405	SOIL	N	Antimony	0.26 J	0.21	0.42	0.63	MG/KG
	OT29-SO-J09B2-06-0405	SOIL	N	Arsenic	3	0.16	0.32	0.53	MG/KG
	OT29-SO-J09B2-06-0405	SOIL	N	Barium	170	0.11	0.21	0.32	MG/KG
	OT29-SO-J09B2-06-0405	SOIL	N	Beryllium	0.36	0.021	0.053	0.11	MG/KG
	OT29-SO-J09B2-06-0405	SOIL	N	Cadmium	0.14 J	0.053	0.11	0.16	MG/KG
	OT29-SO-J09B2-06-0405	SOIL	N	Chromium	6.5	0.21	0.47	0.53	MG/KG
	OT29-SO-J09B2-06-0405	SOIL	N	Cobalt	2.9	0.11	0.21	0.32	MG/KG
	OT29-SO-J09B2-06-0405	SOIL	N	Copper	8.9	0.16	0.32	0.53	MG/KG
	OT29-SO-J09B2-06-0405	SOIL	N	Lead	14	0.063	0.13	0.21	MG/KG
	OT29-SO-J09B2-06-0405	SOIL	N	Nickel	5.7	0.11	0.21	0.32	MG/KG
	OT29-SO-J09B2-06-0405	SOIL	N	Selenium	0.15 J	0.11	0.21	0.32	MG/KG
	OT29-SO-J09B2-06-0405	SOIL	N	Silver	0.094 J	0.032	0.063	0.11	MG/KG
	OT29-SO-J09B2-06-0405	SOIL	N	Thallium	0.099 J	0.053	0.11	0.16	MG/KG
	OT29-SO-J09B2-06-0405	SOIL	N	Tin	2.4 J	1.3	3.2	5.3	MG/KG
	OT29-SO-J09B2-06-0405	SOIL	N	Vanadium	15	0.63	1.3	2.1	MG/KG
	OT29-SO-J09B2-06-0405	SOIL	N	Zinc	25	0.63	1.3	2.1	MG/KG
	OT29-SO-J09B2-06-0910	SOIL	N	Antimony	0.99	0.21	0.41	0.62	MG/KG
	OT29-SO-J09B2-06-0910	SOIL	N	Arsenic	6.2	0.16	0.31	0.52	MG/KG
	OT29-SO-J09B2-06-0910	SOIL	N	Barium	130	0.1	0.21	0.31	MG/KG
	OT29-SO-J09B2-06-0910	SOIL	N	Beryllium	0.5	0.021	0.052	0.1	MG/KG
	OT29-SO-J09B2-06-0910	SOIL	N	Cadmium	0.46	0.052	0.1	0.16	MG/KG
	OT29-SO-J09B2-06-0910	SOIL	N	Chromium	11	0.21	0.47	0.52	MG/KG

Table 3. Summary of Analytical Results for Discrete Soil Samples for the Open Detonation Unit, Kirtland Air Force Base, December 2015

Method	Sample ID	Matrix	QA/QC Type	Analyte	Result*	DL	LOD	LOQ	Units
SW6020									
	OT29-SO-J09B2-06-0910	SOIL	N	Cobalt	3.9	0.1	0.21	0.31	MG/KG
	OT29-SO-J09B2-06-0910	SOIL	N	Copper	26	0.16	0.31	0.52	MG/KG
	OT29-SO-J09B2-06-0910	SOIL	N	Lead	48	0.062	0.12	0.21	MG/KG
	OT29-SO-J09B2-06-0910	SOIL	N	Nickel	14	0.1	0.21	0.31	MG/KG
	OT29-SO-J09B2-06-0910	SOIL	N	Selenium	0.22 J	0.1	0.21	0.31	MG/KG
	OT29-SO-J09B2-06-0910	SOIL	N	Silver	0.58	0.031	0.062	0.1	MG/KG
	OT29-SO-J09B2-06-0910	SOIL	N	Thallium	0.13 J	0.052	0.1	0.16	MG/KG
	OT29-SO-J09B2-06-0910	SOIL	N	Tin	1.7 J	1.2	3.1	5.2	MG/KG
	OT29-SO-J09B2-06-0910	SOIL	N	Vanadium	20	0.62	1.2	2.1	MG/KG
	OT29-SO-J09B2-06-0910	SOIL	N	Zinc	63	0.62	1.2	2.1	MG/KG
	OT29-SO-J09B2-06-1415	SOIL	N	Antimony	0.44 U	0.22	0.44	0.66	MG/KG
	OT29-SO-J09B2-06-1415	SOIL	N	Arsenic	5.1	0.17	0.33	0.55	MG/KG
	OT29-SO-J09B2-06-1415	SOIL	N	Barium	74	0.11	0.22	0.33	MG/KG
	OT29-SO-J09B2-06-1415	SOIL	N	Beryllium	0.35	0.022	0.055	0.11	MG/KG
	OT29-SO-J09B2-06-1415	SOIL	N	Cadmium	0.069 J	0.055	0.11	0.17	MG/KG
	OT29-SO-J09B2-06-1415	SOIL	N	Chromium	5.6	0.22	0.5	0.55	MG/KG
	OT29-SO-J09B2-06-1415	SOIL	N	Cobalt	3.1	0.11	0.22	0.33	MG/KG
	OT29-SO-J09B2-06-1415	SOIL	N	Copper	4.1	0.17	0.33	0.55	MG/KG
	OT29-SO-J09B2-06-1415	SOIL	N	Lead	5.5	0.066	0.13	0.22	MG/KG
	OT29-SO-J09B2-06-1415	SOIL	N	Nickel	5.4	0.11	0.22	0.33	MG/KG
	OT29-SO-J09B2-06-1415	SOIL	N	Selenium	0.18 J	0.11	0.22	0.33	MG/KG
	OT29-SO-J09B2-06-1415	SOIL	N	Silver	0.066 U	0.033	0.066	0.11	MG/KG
	OT29-SO-J09B2-06-1415	SOIL	N	Thallium	0.12 J	0.055	0.11	0.17	MG/KG

Table 3. Summary of Analytical Results for Discrete Soil Samples for the Open Detonation Unit, Kirtland Air Force Base, December 2015

Method	Sample ID	Matrix	QA/QC Type	Analyte	Result*	DL	LOD	LOQ	Units
SW6020									
	OT29-SO-J09B2-06-1415	SOIL	N	Tin	3.3 U	1.3	3.3	5.5	MG/KG
	OT29-SO-J09B2-06-1415	SOIL	N	Vanadium	15	0.66	1.3	2.2	MG/KG
	OT29-SO-J09B2-06-1415	SOIL	N	Zinc	22	0.66	1.3	2.2	MG/KG
	OT29-SO-J09B2-08-0001	SOIL	N	Antimony	0.52 J	0.21	0.42	0.63	MG/KG
	OT29-SO-J09B2-08-0001	SOIL	N	Arsenic	4	0.16	0.31	0.52	MG/KG
	OT29-SO-J09B2-08-0001	SOIL	N	Barium	110	0.1	0.21	0.31	MG/KG
	OT29-SO-J09B2-08-0001	SOIL	N	Beryllium	0.44	0.021	0.052	0.1	MG/KG
	OT29-SO-J09B2-08-0001	SOIL	N	Cadmium	0.56	0.052	0.1	0.16	MG/KG
	OT29-SO-J09B2-08-0001	SOIL	N	Chromium	9.5	0.21	0.47	0.52	MG/KG
	OT29-SO-J09B2-08-0001	SOIL	N	Cobalt	3.8	0.1	0.21	0.31	MG/KG
	OT29-SO-J09B2-08-0001	SOIL	N	Copper	28	0.16	0.31	0.52	MG/KG
	OT29-SO-J09B2-08-0001	SOIL	N	Lead	28	0.063	0.13	0.21	MG/KG
	OT29-SO-J09B2-08-0001	SOIL	N	Nickel	8.6	0.1	0.21	0.31	MG/KG
	OT29-SO-J09B2-08-0001	SOIL	N	Selenium	0.19 J	0.1	0.21	0.31	MG/KG
	OT29-SO-J09B2-08-0001	SOIL	N	Silver	0.22	0.031	0.063	0.1	MG/KG
	OT29-SO-J09B2-08-0001	SOIL	N	Thallium	0.11 J	0.052	0.1	0.16	MG/KG
	OT29-SO-J09B2-08-0001	SOIL	N	Tin	1.4 J	1.3	3.1	5.2	MG/KG
	OT29-SO-J09B2-08-0001	SOIL	N	Vanadium	19	0.63	1.3	2.1	MG/KG
	OT29-SO-J09B2-08-0001	SOIL	N	Zinc	57	0.63	1.3	2.1	MG/KG
	OT29-SO-J09B2-08-0405	SOIL	N	Antimony	0.74 J	0.21	0.42	0.63	MG/KG
	OT29-SO-J09B2-08-0405	SOIL	N	Arsenic	3	0.16	0.32	0.53	MG/KG
	OT29-SO-J09B2-08-0405	SOIL	N	Barium	74 J	0.11	0.21	0.32	MG/KG
	OT29-SO-J09B2-08-0405	SOIL	N	Beryllium	0.31	0.021	0.053	0.11	MG/KG

Table 3. Summary of Analytical Results for Discrete Soil Samples for the Open Detonation Unit, Kirtland Air Force Base, December 2015

Method	Sample ID	Matrix	QA/QC Type	Analyte	Result*	DL	LOD	LOQ	Units
SW6020									
	OT29-SO-J09B2-08-0405	SOIL	N	Cadmium	0.43	0.053	0.11	0.16	MG/KG
	OT29-SO-J09B2-08-0405	SOIL	N	Chromium	8.2	0.21	0.47	0.53	MG/KG
	OT29-SO-J09B2-08-0405	SOIL	N	Cobalt	2.5	0.11	0.21	0.32	MG/KG
	OT29-SO-J09B2-08-0405	SOIL	N	Copper	17 J	0.16	0.32	0.53	MG/KG
	OT29-SO-J09B2-08-0405	SOIL	N	Lead	66 J	0.063	0.13	0.21	MG/KG
	OT29-SO-J09B2-08-0405	SOIL	N	Nickel	6.8	0.11	0.21	0.32	MG/KG
	OT29-SO-J09B2-08-0405	SOIL	N	Selenium	0.18 J	0.11	0.21	0.32	MG/KG
	OT29-SO-J09B2-08-0405	SOIL	N	Silver	0.33	0.032	0.063	0.11	MG/KG
	OT29-SO-J09B2-08-0405	SOIL	N	Thallium	0.087 J	0.053	0.11	0.16	MG/KG
	OT29-SO-J09B2-08-0405	SOIL	N	Tin	1.4 J	1.3	3.2	5.3	MG/KG
	OT29-SO-J09B2-08-0405	SOIL	N	Vanadium	14	0.63	1.3	2.1	MG/KG
	OT29-SO-J09B2-08-0405	SOIL	N	Zinc	35 J	0.63	1.3	2.1	MG/KG
	OT29-SO-J09B2-08-0910	SOIL	N	Antimony	0.68	0.21	0.43	0.64	MG/KG
	OT29-SO-J09B2-08-0910	SOIL	N	Arsenic	3.7	0.16	0.32	0.53	MG/KG
	OT29-SO-J09B2-08-0910	SOIL	N	Barium	120	0.11	0.21	0.32	MG/KG
	OT29-SO-J09B2-08-0910	SOIL	N	Beryllium	0.41	0.021	0.053	0.11	MG/KG
	OT29-SO-J09B2-08-0910	SOIL	N	Cadmium	0.24	0.053	0.11	0.16	MG/KG
	OT29-SO-J09B2-08-0910	SOIL	N	Chromium	14	0.21	0.48	0.53	MG/KG
	OT29-SO-J09B2-08-0910	SOIL	N	Cobalt	3.4	0.11	0.21	0.32	MG/KG
	OT29-SO-J09B2-08-0910	SOIL	N	Copper	48	0.16	0.32	0.53	MG/KG
	OT29-SO-J09B2-08-0910	SOIL	N	Lead	40	0.064	0.13	0.21	MG/KG
	OT29-SO-J09B2-08-0910	SOIL	N	Nickel	8.2	0.11	0.21	0.32	MG/KG
	OT29-SO-J09B2-08-0910	SOIL	N	Selenium	0.21 J	0.11	0.21	0.32	MG/KG

Table 3. Summary of Analytical Results for Discrete Soil Samples for the Open Detonation Unit, Kirtland Air Force Base, December 2015

Method	Sample ID	Matrix	QA/QC Type	Analyte	Result*	DL	LOD	LOQ	Units
SW6020									
	OT29-SO-J09B2-08-0910	SOIL	N	Silver	0.22	0.032	0.064	0.11	MG/KG
	OT29-SO-J09B2-08-0910	SOIL	N	Thallium	0.12 J	0.053	0.11	0.16	MG/KG
	OT29-SO-J09B2-08-0910	SOIL	N	Tin	1.8 J	1.3	3.2	5.3	MG/KG
	OT29-SO-J09B2-08-0910	SOIL	N	Vanadium	21	0.64	1.3	2.1	MG/KG
	OT29-SO-J09B2-08-0910	SOIL	N	Zinc	82	0.64	1.3	2.1	MG/KG
	OT29-SO-J09B2-08-1415	SOIL	N	Antimony	0.42 U	0.21	0.42	0.63	MG/KG
	OT29-SO-J09B2-08-1415	SOIL	N	Arsenic	4	0.16	0.31	0.52	MG/KG
	OT29-SO-J09B2-08-1415	SOIL	N	Barium	94	0.1	0.21	0.31	MG/KG
	OT29-SO-J09B2-08-1415	SOIL	N	Beryllium	0.31	0.021	0.052	0.1	MG/KG
	OT29-SO-J09B2-08-1415	SOIL	N	Cadmium	0.052 J	0.052	0.1	0.16	MG/KG
	OT29-SO-J09B2-08-1415	SOIL	N	Chromium	5.2	0.21	0.47	0.52	MG/KG
	OT29-SO-J09B2-08-1415	SOIL	N	Cobalt	2.7	0.1	0.21	0.31	MG/KG
	OT29-SO-J09B2-08-1415	SOIL	N	Copper	3	0.16	0.31	0.52	MG/KG
	OT29-SO-J09B2-08-1415	SOIL	N	Lead	4.7	0.063	0.13	0.21	MG/KG
	OT29-SO-J09B2-08-1415	SOIL	N	Nickel	5	0.1	0.21	0.31	MG/KG
	OT29-SO-J09B2-08-1415	SOIL	N	Selenium	0.15 J	0.1	0.21	0.31	MG/KG
	OT29-SO-J09B2-08-1415	SOIL	N	Silver	0.063 U	0.031	0.063	0.1	MG/KG
	OT29-SO-J09B2-08-1415	SOIL	N	Thallium	0.077 J	0.052	0.1	0.16	MG/KG
	OT29-SO-J09B2-08-1415	SOIL	N	Tin	3.1 U	1.3	3.1	5.2	MG/KG
	OT29-SO-J09B2-08-1415	SOIL	N	Vanadium	14	0.63	1.3	2.1	MG/KG
	OT29-SO-J09B2-08-1415	SOIL	N	Zinc	23	0.63	1.3	2.1	MG/KG
	OT29-SO-JO9A1-17-0001	SOIL	N	Antimony	0.85	0.21	0.42	0.63	MG/KG
	OT29-SO-JO9A1-17-0001	SOIL	N	Arsenic	4.2	0.16	0.31	0.52	MG/KG

Table 3. Summary of Analytical Results for Discrete Soil Samples for the Open Detonation Unit, Kirtland Air Force Base, December 2015

Method	Sample ID	Matrix	QA/QC Type	Analyte	Result*	DL	LOD	LOQ	Units
SW6020									
	OT29-SO-JO9A1-17-0001	SOIL	N	Barium	130	0.1	0.21	0.31	MG/KG
	OT29-SO-JO9A1-17-0001	SOIL	N	Beryllium	0.49	0.021	0.052	0.1	MG/KG
	OT29-SO-JO9A1-17-0001	SOIL	N	Cadmium	0.62	0.052	0.1	0.16	MG/KG
	OT29-SO-JO9A1-17-0001	SOIL	N	Chromium	14	0.21	0.47	0.52	MG/KG
	OT29-SO-JO9A1-17-0001	SOIL	N	Cobalt	4.4	0.1	0.21	0.31	MG/KG
	OT29-SO-JO9A1-17-0001	SOIL	N	Copper	46	0.16	0.31	0.52	MG/KG
	OT29-SO-JO9A1-17-0001	SOIL	N	Lead	33	0.063	0.13	0.21	MG/KG
	OT29-SO-JO9A1-17-0001	SOIL	N	Nickel	13	0.1	0.21	0.31	MG/KG
	OT29-SO-JO9A1-17-0001	SOIL	N	Selenium	0.2 J	0.1	0.21	0.31	MG/KG
	OT29-SO-JO9A1-17-0001	SOIL	N	Silver	0.57	0.031	0.063	0.1	MG/KG
	OT29-SO-JO9A1-17-0001	SOIL	N	Thallium	0.12 J	0.052	0.1	0.16	MG/KG
	OT29-SO-JO9A1-17-0001	SOIL	N	Tin	3 J	1.3	3.1	5.2	MG/KG
	OT29-SO-JO9A1-17-0001	SOIL	N	Vanadium	21	0.63	1.3	2.1	MG/KG
	OT29-SO-JO9A1-17-0001	SOIL	N	Zinc	67	0.63	1.3	2.1	MG/KG
	OT29-SO-JO9A1-17-0405	SOIL	N	Antimony	0.22 J	0.22	0.44	0.65	MG/KG
	OT29-SO-JO9A1-17-0405	SOIL	N	Arsenic	7.8	0.16	0.33	0.54	MG/KG
	OT29-SO-JO9A1-17-0405	SOIL	N	Barium	590 J	0.11	0.22	0.33	MG/KG
	OT29-SO-JO9A1-17-0405	SOIL	N	Beryllium	0.44	0.022	0.054	0.11	MG/KG
	OT29-SO-JO9A1-17-0405	SOIL	N	Cadmium	0.13 J	0.054	0.11	0.16	MG/KG
	OT29-SO-JO9A1-17-0405	SOIL	N	Chromium	8.6	0.22	0.49	0.54	MG/KG
	OT29-SO-JO9A1-17-0405	SOIL	N	Cobalt	3.7	0.11	0.22	0.33	MG/KG
	OT29-SO-JO9A1-17-0405	SOIL	N	Copper	5.2	0.16	0.33	0.54	MG/KG
	OT29-SO-JO9A1-17-0405	SOIL	N	Lead	6.1	0.065	0.13	0.22	MG/KG

Table 3. Summary of Analytical Results for Discrete Soil Samples for the Open Detonation Unit, Kirtland Air Force Base, December 2015

Method	Sample ID	Matrix	QA/QC Type	Analyte	Result*	DL	LOD	LOQ	Units
SW6020									
	OT29-SO-JO9A1-17-0405	SOIL	N	Nickel	8.4	0.11	0.22	0.33	MG/KG
	OT29-SO-JO9A1-17-0405	SOIL	N	Selenium	0.22 J	0.11	0.22	0.33	MG/KG
	OT29-SO-JO9A1-17-0405	SOIL	N	Silver	0.065 U	0.033	0.065	0.11	MG/KG
	OT29-SO-JO9A1-17-0405	SOIL	N	Thallium	0.12 J	0.054	0.11	0.16	MG/KG
	OT29-SO-JO9A1-17-0405	SOIL	N	Tin	3.3 U	1.3	3.3	5.4	MG/KG
	OT29-SO-JO9A1-17-0405	SOIL	N	Vanadium	32	0.65	1.3	2.2	MG/KG
	OT29-SO-JO9A1-17-0405	SOIL	N	Zinc	23	0.65	1.3	2.2	MG/KG
	OT29-SO-JO9A1-17-0910	SOIL	N	Antimony	0.39 U	0.2	0.39	0.59	MG/KG
	OT29-SO-JO9A1-17-0910	SOIL	N	Arsenic	5.2	0.15	0.3	0.49	MG/KG
	OT29-SO-JO9A1-17-0910	SOIL	N	Barium	38	0.099	0.2	0.3	MG/KG
	OT29-SO-JO9A1-17-0910	SOIL	N	Beryllium	0.33	0.02	0.049	0.099	MG/KG
	OT29-SO-JO9A1-17-0910	SOIL	N	Cadmium	0.064 J	0.049	0.099	0.15	MG/KG
	OT29-SO-JO9A1-17-0910	SOIL	N	Chromium	3.8	0.2	0.44	0.49	MG/KG
	OT29-SO-JO9A1-17-0910	SOIL	N	Cobalt	2.7	0.099	0.2	0.3	MG/KG
	OT29-SO-JO9A1-17-0910	SOIL	N	Copper	4.9	0.15	0.3	0.49	MG/KG
	OT29-SO-JO9A1-17-0910	SOIL	N	Lead	4.7	0.059	0.12	0.2	MG/KG
	OT29-SO-JO9A1-17-0910	SOIL	N	Nickel	4.5	0.099	0.2	0.3	MG/KG
	OT29-SO-JO9A1-17-0910	SOIL	N	Selenium	0.13 J	0.099	0.2	0.3	MG/KG
	OT29-SO-JO9A1-17-0910	SOIL	N	Silver	0.059 U	0.03	0.059	0.099	MG/KG
	OT29-SO-JO9A1-17-0910	SOIL	N	Thallium	0.25	0.049	0.099	0.15	MG/KG
	OT29-SO-JO9A1-17-0910	SOIL	N	Tin	3 U	1.2	3	4.9	MG/KG
	OT29-SO-JO9A1-17-0910	SOIL	N	Vanadium	12	0.59	1.2	2	MG/KG
	OT29-SO-JO9A1-17-0910	SOIL	N	Zinc	22	0.59	1.2	2	MG/KG

Table 3. Summary of Analytical Results for Discrete Soil Samples for the Open Detonation Unit, Kirtland Air Force Base, December 2015

Method	Sample ID	Matrix	QA/QC Type	Analyte	Result*	DL	LOD	LOQ	Units
SW6020									
	OT29-SO-JO9A1-17-1415	SOIL	N	Antimony	0.43 U	0.22	0.43	0.65	MG/KG
	OT29-SO-JO9A1-17-1415	SOIL	N	Arsenic	3.7	0.16	0.33	0.54	MG/KG
	OT29-SO-JO9A1-17-1415	SOIL	N	Barium	120	0.11	0.22	0.33	MG/KG
	OT29-SO-JO9A1-17-1415	SOIL	N	Beryllium	0.76	0.022	0.054	0.11	MG/KG
	OT29-SO-JO9A1-17-1415	SOIL	N	Cadmium	0.32	0.054	0.11	0.16	MG/KG
	OT29-SO-JO9A1-17-1415	SOIL	N	Chromium	6.2	0.22	0.49	0.54	MG/KG
	OT29-SO-JO9A1-17-1415	SOIL	N	Cobalt	21	0.11	0.22	0.33	MG/KG
	OT29-SO-JO9A1-17-1415	SOIL	N	Copper	15	0.16	0.33	0.54	MG/KG
	OT29-SO-JO9A1-17-1415	SOIL	N	Lead	7.4	0.065	0.13	0.22	MG/KG
	OT29-SO-JO9A1-17-1415	SOIL	N	Nickel	24	0.11	0.22	0.33	MG/KG
	OT29-SO-JO9A1-17-1415	SOIL	N	Selenium	0.32 J	0.11	0.22	0.33	MG/KG
	OT29-SO-JO9A1-17-1415	SOIL	N	Silver	0.065 U	0.033	0.065	0.11	MG/KG
	OT29-SO-JO9A1-17-1415	SOIL	N	Thallium	0.32	0.054	0.11	0.16	MG/KG
	OT29-SO-JO9A1-17-1415	SOIL	N	Tin	3.3 U	1.3	3.3	5.4	MG/KG
	OT29-SO-JO9A1-17-1415	SOIL	N	Vanadium	15	0.65	1.3	2.2	MG/KG
	OT29-SO-JO9A1-17-1415	SOIL	N	Zinc	99	0.65	1.3	2.2	MG/KG
	OT29-SO-JO9A1-19-0001	SOIL	N	Antimony	1	0.22	0.43	0.65	MG/KG
	OT29-SO-JO9A1-19-0001	SOIL	N	Arsenic	4.2	0.16	0.33	0.54	MG/KG
	OT29-SO-JO9A1-19-0001	SOIL	N	Barium	100	0.11	0.22	0.33	MG/KG
	OT29-SO-JO9A1-19-0001	SOIL	N	Beryllium	0.52	0.022	0.054	0.11	MG/KG
	OT29-SO-JO9A1-19-0001	SOIL	N	Cadmium	0.28	0.054	0.11	0.16	MG/KG
	OT29-SO-JO9A1-19-0001	SOIL	N	Chromium	13	0.22	0.49	0.54	MG/KG
	OT29-SO-JO9A1-19-0001	SOIL	N	Cobalt	4.4	0.11	0.22	0.33	MG/KG

Table 3. Summary of Analytical Results for Discrete Soil Samples for the Open Detonation Unit, Kirtland Air Force Base, December 2015

Method	Sample ID	Matrix	QA/QC Type	Analyte	Result*	DL	LOD	LOQ	Units
SW6020									
	OT29-SO-JO9A1-19-0001	SOIL	N	Copper	15	0.16	0.33	0.54	MG/KG
	OT29-SO-JO9A1-19-0001	SOIL	N	Lead	48	0.065	0.13	0.22	MG/KG
	OT29-SO-JO9A1-19-0001	SOIL	N	Nickel	9.2	0.11	0.22	0.33	MG/KG
	OT29-SO-JO9A1-19-0001	SOIL	N	Selenium	0.24 J	0.11	0.22	0.33	MG/KG
	OT29-SO-JO9A1-19-0001	SOIL	N	Silver	0.14	0.033	0.065	0.11	MG/KG
	OT29-SO-JO9A1-19-0001	SOIL	N	Thallium	0.13 J	0.054	0.11	0.16	MG/KG
	OT29-SO-JO9A1-19-0001	SOIL	N	Tin	1.8 J	1.3	3.3	5.4	MG/KG
	OT29-SO-JO9A1-19-0001	SOIL	N	Vanadium	22	0.65	1.3	2.2	MG/KG
	OT29-SO-JO9A1-19-0001	SOIL	N	Zinc	48	0.65	1.3	2.2	MG/KG
	OT29-SO-JO9A1-19-0405	SOIL	N	Antimony	0.43 U	0.22	0.43	0.65	MG/KG
	OT29-SO-JO9A1-19-0405	SOIL	N	Arsenic	8.5	0.16	0.33	0.54	MG/KG
	OT29-SO-JO9A1-19-0405	SOIL	N	Barium	150	0.11	0.22	0.33	MG/KG
	OT29-SO-JO9A1-19-0405	SOIL	N	Beryllium	0.55	0.022	0.054	0.11	MG/KG
	OT29-SO-JO9A1-19-0405	SOIL	N	Cadmium	0.13 J	0.054	0.11	0.16	MG/KG
	OT29-SO-JO9A1-19-0405	SOIL	N	Chromium	12	0.22	0.49	0.54	MG/KG
	OT29-SO-JO9A1-19-0405	SOIL	N	Cobalt	4.9	0.11	0.22	0.33	MG/KG
	OT29-SO-JO9A1-19-0405	SOIL	N	Copper	8.3	0.16	0.33	0.54	MG/KG
	OT29-SO-JO9A1-19-0405	SOIL	N	Lead	7.9	0.065	0.13	0.22	MG/KG
	OT29-SO-JO9A1-19-0405	SOIL	N	Nickel	9.5	0.11	0.22	0.33	MG/KG
	OT29-SO-JO9A1-19-0405	SOIL	N	Selenium	0.26 J	0.11	0.22	0.33	MG/KG
	OT29-SO-JO9A1-19-0405	SOIL	N	Silver	0.05 J	0.033	0.065	0.11	MG/KG
	OT29-SO-JO9A1-19-0405	SOIL	N	Thallium	0.16	0.054	0.11	0.16	MG/KG
	OT29-SO-JO9A1-19-0405	SOIL	N	Tin	3.3 U	1.3	3.3	5.4	MG/KG

Table 3. Summary of Analytical Results for Discrete Soil Samples for the Open Detonation Unit, Kirtland Air Force Base, December 2015

Method	Sample ID	Matrix	QA/QC Type	Analyte	Result*	DL	LOD	LOQ	Units
SW6020									
	OT29-SO-JO9A1-19-0405	SOIL	N	Vanadium	25	0.65	1.3	2.2	MG/KG
	OT29-SO-JO9A1-19-0405	SOIL	N	Zinc	29	0.65	1.3	2.2	MG/KG
	OT29-SO-JO9A1-19-0910	SOIL	N	Antimony	0.41 U	0.21	0.41	0.62	MG/KG
	OT29-SO-JO9A1-19-0910	SOIL	N	Arsenic	7.3	0.15	0.31	0.51	MG/KG
	OT29-SO-JO9A1-19-0910	SOIL	N	Barium	110	0.1	0.21	0.31	MG/KG
	OT29-SO-JO9A1-19-0910	SOIL	N	Beryllium	0.3	0.021	0.051	0.1	MG/KG
	OT29-SO-JO9A1-19-0910	SOIL	N	Cadmium	0.084 J	0.051	0.1	0.15	MG/KG
	OT29-SO-JO9A1-19-0910	SOIL	N	Chromium	5.2	0.21	0.46	0.51	MG/KG
	OT29-SO-JO9A1-19-0910	SOIL	N	Cobalt	2.7	0.1	0.21	0.31	MG/KG
	OT29-SO-JO9A1-19-0910	SOIL	N	Copper	4.6	0.15	0.31	0.51	MG/KG
	OT29-SO-JO9A1-19-0910	SOIL	N	Lead	7.3	0.062	0.12	0.21	MG/KG
	OT29-SO-JO9A1-19-0910	SOIL	N	Nickel	4.9	0.1	0.21	0.31	MG/KG
	OT29-SO-JO9A1-19-0910	SOIL	N	Selenium	0.16 J	0.1	0.21	0.31	MG/KG
	OT29-SO-JO9A1-19-0910	SOIL	N	Silver	0.062 U	0.031	0.062	0.1	MG/KG
	OT29-SO-JO9A1-19-0910	SOIL	N	Thallium	0.25	0.051	0.1	0.15	MG/KG
	OT29-SO-JO9A1-19-0910	SOIL	N	Tin	3.1 U	1.2	3.1	5.1	MG/KG
	OT29-SO-JO9A1-19-0910	SOIL	N	Vanadium	15	0.62	1.2	2.1	MG/KG
	OT29-SO-JO9A1-19-0910	SOIL	N	Zinc	23	0.62	1.2	2.1	MG/KG
	OT29-SO-JO9A1-19-1415	SOIL	N	Antimony	0.4 U	0.2	0.4	0.6	MG/KG
	OT29-SO-JO9A1-19-1415	SOIL	N	Arsenic	5.2	0.15	0.3	0.5	MG/KG
	OT29-SO-JO9A1-19-1415	SOIL	N	Barium	68	0.1	0.2	0.3	MG/KG
	OT29-SO-JO9A1-19-1415	SOIL	N	Beryllium	0.29	0.02	0.05	0.1	MG/KG
	OT29-SO-JO9A1-19-1415	SOIL	N	Cadmium	0.058 J	0.05	0.1	0.15	MG/KG

Table 3. Summary of Analytical Results for Discrete Soil Samples for the Open Detonation Unit, Kirtland Air Force Base, December 2015

Method	Sample ID	Matrix	QA/QC Type	Analyte	Result*	DL	LOD	LOQ	Units
SW6020									
	OT29-SO-JO9A1-19-1415	SOIL	N	Chromium	4.4	0.2	0.45	0.5	MG/KG
	OT29-SO-JO9A1-19-1415	SOIL	N	Cobalt	2.3	0.1	0.2	0.3	MG/KG
	OT29-SO-JO9A1-19-1415	SOIL	N	Copper	4.2	0.15	0.3	0.5	MG/KG
	OT29-SO-JO9A1-19-1415	SOIL	N	Lead	5.3	0.06	0.12	0.2	MG/KG
	OT29-SO-JO9A1-19-1415	SOIL	N	Nickel	4.5	0.1	0.2	0.3	MG/KG
	OT29-SO-JO9A1-19-1415	SOIL	N	Selenium	0.18 J	0.1	0.2	0.3	MG/KG
	OT29-SO-JO9A1-19-1415	SOIL	N	Silver	0.06 U	0.03	0.06	0.1	MG/KG
	OT29-SO-JO9A1-19-1415	SOIL	N	Thallium	0.14 J	0.05	0.1	0.15	MG/KG
	OT29-SO-JO9A1-19-1415	SOIL	N	Tin	3 U	1.2	3	5	MG/KG
	OT29-SO-JO9A1-19-1415	SOIL	N	Vanadium	11	0.6	1.2	2	MG/KG
	OT29-SO-JO9A1-19-1415	SOIL	N	Zinc	22	0.6	1.2	2	MG/KG
	OT29-SO-JO9A1-21-0001	SOIL	N	Antimony	0.55 J	0.22	0.44	0.66	MG/KG
	OT29-SO-JO9A1-21-0001	SOIL	N	Arsenic	5.5	0.16	0.33	0.55	MG/KG
	OT29-SO-JO9A1-21-0001	SOIL	N	Barium	130 J	0.11	0.22	0.33	MG/KG
	OT29-SO-JO9A1-21-0001	SOIL	N	Beryllium	0.78	0.022	0.055	0.11	MG/KG
	OT29-SO-JO9A1-21-0001	SOIL	N	Cadmium	0.4	0.055	0.11	0.16	MG/KG
	OT29-SO-JO9A1-21-0001	SOIL	N	Chromium	18	0.22	0.49	0.55	MG/KG
	OT29-SO-JO9A1-21-0001	SOIL	N	Cobalt	6.4	0.11	0.22	0.33	MG/KG
	OT29-SO-JO9A1-21-0001	SOIL	N	Copper	19 J	0.16	0.33	0.55	MG/KG
	OT29-SO-JO9A1-21-0001	SOIL	N	Lead	23 J	0.066	0.13	0.22	MG/KG
	OT29-SO-JO9A1-21-0001	SOIL	N	Nickel	14	0.11	0.22	0.33	MG/KG
	OT29-SO-JO9A1-21-0001	SOIL	N	Selenium	0.4	0.11	0.22	0.33	MG/KG
	OT29-SO-JO9A1-21-0001	SOIL	N	Silver	0.19	0.033	0.066	0.11	MG/KG

Table 3. Summary of Analytical Results for Discrete Soil Samples for the Open Detonation Unit, Kirtland Air Force Base, December 2015

Method	Sample ID	Matrix	QA/QC Type	Analyte	Result*	DL	LOD	LOQ	Units
SW6020									
	OT29-SO-JO9A1-21-0001	SOIL	N	Thallium	0.23	0.055	0.11	0.16	MG/KG
	OT29-SO-JO9A1-21-0001	SOIL	N	Tin	1.7 J	1.3	3.3	5.5	MG/KG
	OT29-SO-JO9A1-21-0001	SOIL	N	Vanadium	29	0.66	1.3	2.2	MG/KG
	OT29-SO-JO9A1-21-0001	SOIL	N	Zinc	56 J	0.66	1.3	2.2	MG/KG
	OT29-SO-JO9A1-21-0405	SOIL	N	Antimony	0.43 U	0.22	0.43	0.65	MG/KG
	OT29-SO-JO9A1-21-0405	SOIL	N	Arsenic	4.3	0.16	0.33	0.54	MG/KG
	OT29-SO-JO9A1-21-0405	SOIL	N	Barium	180	0.11	0.22	0.33	MG/KG
	OT29-SO-JO9A1-21-0405	SOIL	N	Beryllium	0.41	0.022	0.054	0.11	MG/KG
	OT29-SO-JO9A1-21-0405	SOIL	N	Cadmium	0.088 J	0.054	0.11	0.16	MG/KG
	OT29-SO-JO9A1-21-0405	SOIL	N	Chromium	8.3	0.22	0.49	0.54	MG/KG
	OT29-SO-JO9A1-21-0405	SOIL	N	Cobalt	3.8	0.11	0.22	0.33	MG/KG
	OT29-SO-JO9A1-21-0405	SOIL	N	Copper	5.8	0.16	0.33	0.54	MG/KG
	OT29-SO-JO9A1-21-0405	SOIL	N	Lead	5.5	0.065	0.13	0.22	MG/KG
	OT29-SO-JO9A1-21-0405	SOIL	N	Nickel	7.4	0.11	0.22	0.33	MG/KG
	OT29-SO-JO9A1-21-0405	SOIL	N	Selenium	0.31 J	0.11	0.22	0.33	MG/KG
	OT29-SO-JO9A1-21-0405	SOIL	N	Silver	0.065 U	0.033	0.065	0.11	MG/KG
	OT29-SO-JO9A1-21-0405	SOIL	N	Thallium	0.11 J	0.054	0.11	0.16	MG/KG
	OT29-SO-JO9A1-21-0405	SOIL	N	Tin	3.3 U	1.3	3.3	5.4	MG/KG
	OT29-SO-JO9A1-21-0405	SOIL	N	Vanadium	20	0.65	1.3	2.2	MG/KG
	OT29-SO-JO9A1-21-0405	SOIL	N	Zinc	23	0.65	1.3	2.2	MG/KG
	OT29-SO-JO9A1-21-0910	SOIL	N	Antimony	0.42 U	0.21	0.42	0.64	MG/KG
	OT29-SO-JO9A1-21-0910	SOIL	N	Arsenic	7.8	0.16	0.32	0.53	MG/KG
	OT29-SO-JO9A1-21-0910	SOIL	N	Barium	47	0.11	0.21	0.32	MG/KG

Table 3. Summary of Analytical Results for Discrete Soil Samples for the Open Detonation Unit, Kirtland Air Force Base, December 2015

Method	Sample ID	Matrix	QA/QC Type	Analyte	Result*	DL	LOD	LOQ	Units
SW6020									
	OT29-SO-JO9A1-21-0910	SOIL	N	Beryllium	0.35	0.021	0.053	0.11	MG/KG
	OT29-SO-JO9A1-21-0910	SOIL	N	Cadmium	0.066 J	0.053	0.11	0.16	MG/KG
	OT29-SO-JO9A1-21-0910	SOIL	N	Chromium	4.5	0.21	0.48	0.53	MG/KG
	OT29-SO-JO9A1-21-0910	SOIL	N	Cobalt	2.8	0.11	0.21	0.32	MG/KG
	OT29-SO-JO9A1-21-0910	SOIL	N	Copper	4.5	0.16	0.32	0.53	MG/KG
	OT29-SO-JO9A1-21-0910	SOIL	N	Lead	6.4	0.064	0.13	0.21	MG/KG
	OT29-SO-JO9A1-21-0910	SOIL	N	Nickel	4.8	0.11	0.21	0.32	MG/KG
	OT29-SO-JO9A1-21-0910	SOIL	N	Selenium	0.16 J	0.11	0.21	0.32	MG/KG
	OT29-SO-JO9A1-21-0910	SOIL	N	Silver	0.064 U	0.032	0.064	0.11	MG/KG
	OT29-SO-JO9A1-21-0910	SOIL	N	Thallium	0.24	0.053	0.11	0.16	MG/KG
	OT29-SO-JO9A1-21-0910	SOIL	N	Tin	3.2 U	1.3	3.2	5.3	MG/KG
	OT29-SO-JO9A1-21-0910	SOIL	N	Vanadium	14	0.64	1.3	2.1	MG/KG
	OT29-SO-JO9A1-21-0910	SOIL	N	Zinc	24	0.64	1.3	2.1	MG/KG
	OT29-SO-JO9A1-21-1415	SOIL	N	Antimony	0.21 J	0.2	0.39	0.59	MG/KG
	OT29-SO-JO9A1-21-1415	SOIL	N	Arsenic	8.5	0.15	0.29	0.49	MG/KG
	OT29-SO-JO9A1-21-1415	SOIL	N	Barium	120	0.098	0.2	0.29	MG/KG
	OT29-SO-JO9A1-21-1415	SOIL	N	Beryllium	0.34	0.02	0.049	0.098	MG/KG
	OT29-SO-JO9A1-21-1415	SOIL	N	Cadmium	0.092 J	0.049	0.098	0.15	MG/KG
	OT29-SO-JO9A1-21-1415	SOIL	N	Chromium	4.7	0.2	0.44	0.49	MG/KG
	OT29-SO-JO9A1-21-1415	SOIL	N	Cobalt	2.7	0.098	0.2	0.29	MG/KG
	OT29-SO-JO9A1-21-1415	SOIL	N	Copper	5.4	0.15	0.29	0.49	MG/KG
	OT29-SO-JO9A1-21-1415	SOIL	N	Lead	5.9	0.059	0.12	0.2	MG/KG
	OT29-SO-JO9A1-21-1415	SOIL	N	Nickel	5.1	0.098	0.2	0.29	MG/KG

Table 3. Summary of Analytical Results for Discrete Soil Samples for the Open Detonation Unit, Kirtland Air Force Base, December 2015

Method	Sample ID	Matrix	QA/QC Type	Analyte	Result*	DL	LOD	LOQ	Units
SW6020									
	OT29-SO-JO9A1-21-1415	SOIL	N	Selenium	0.17 J	0.098	0.2	0.29	MG/KG
	OT29-SO-JO9A1-21-1415	SOIL	N	Silver	0.059 U	0.029	0.059	0.098	MG/KG
	OT29-SO-JO9A1-21-1415	SOIL	N	Thallium	0.1 J	0.049	0.098	0.15	MG/KG
	OT29-SO-JO9A1-21-1415	SOIL	N	Tin	2.9 U	1.2	2.9	4.9	MG/KG
	OT29-SO-JO9A1-21-1415	SOIL	N	Vanadium	14	0.59	1.2	2	MG/KG
	OT29-SO-JO9A1-21-1415	SOIL	N	Zinc	25	0.59	1.2	2	MG/KG
	OT29-SO-JO9B1-01-0001	SOIL	N	Antimony	0.23 J	0.22	0.44	0.66	MG/KG
	OT29-SO-JO9B1-01-0001	SOIL	N	Arsenic	7.9	0.17	0.33	0.55	MG/KG
	OT29-SO-JO9B1-01-0001	SOIL	N	Barium	170	0.11	0.22	0.33	MG/KG
	OT29-SO-JO9B1-01-0001	SOIL	N	Beryllium	0.42	0.022	0.055	0.11	MG/KG
	OT29-SO-JO9B1-01-0001	SOIL	N	Cadmium	0.15 J	0.055	0.11	0.17	MG/KG
	OT29-SO-JO9B1-01-0001	SOIL	N	Chromium	9.4	0.22	0.5	0.55	MG/KG
	OT29-SO-JO9B1-01-0001	SOIL	N	Cobalt	3.4	0.11	0.22	0.33	MG/KG
	OT29-SO-JO9B1-01-0001	SOIL	N	Copper	7.1	0.17	0.33	0.55	MG/KG
	OT29-SO-JO9B1-01-0001	SOIL	N	Lead	8.7	0.066	0.13	0.22	MG/KG
	OT29-SO-JO9B1-01-0001	SOIL	N	Nickel	7.7	0.11	0.22	0.33	MG/KG
	OT29-SO-JO9B1-01-0001	SOIL	N	Selenium	0.21 J	0.11	0.22	0.33	MG/KG
	OT29-SO-JO9B1-01-0001	SOIL	N	Silver	0.053 J	0.033	0.066	0.11	MG/KG
	OT29-SO-JO9B1-01-0001	SOIL	N	Thallium	0.13 J	0.055	0.11	0.17	MG/KG
	OT29-SO-JO9B1-01-0001	SOIL	N	Tin	3.3 U	1.3	3.3	5.5	MG/KG
	OT29-SO-JO9B1-01-0001	SOIL	N	Vanadium	22	0.66	1.3	2.2	MG/KG
	OT29-SO-JO9B1-01-0001	SOIL	N	Zinc	26	0.66	1.3	2.2	MG/KG
	OT29-SO-JO9B1-01-0405	SOIL	N	Antimony	1.4	0.21	0.41	0.62	MG/KG

Table 3. Summary of Analytical Results for Discrete Soil Samples for the Open Detonation Unit, Kirtland Air Force Base, December 2015

Method	Sample ID	Matrix	QA/QC Type	Analyte	Result*	DL	LOD	LOQ	Units
SW6020									
	OT29-SO-JO9B1-01-0405	SOIL	N	Arsenic	13	0.16	0.31	0.52	MG/KG
	OT29-SO-JO9B1-01-0405	SOIL	N	Barium	150	0.1	0.21	0.31	MG/KG
	OT29-SO-JO9B1-01-0405	SOIL	N	Beryllium	0.48	0.021	0.052	0.1	MG/KG
	OT29-SO-JO9B1-01-0405	SOIL	N	Cadmium	1	0.052	0.1	0.16	MG/KG
	OT29-SO-JO9B1-01-0405	SOIL	N	Chromium	16	0.21	0.47	0.52	MG/KG
	OT29-SO-JO9B1-01-0405	SOIL	N	Cobalt	4.7	0.1	0.21	0.31	MG/KG
	OT29-SO-JO9B1-01-0405	SOIL	N	Copper	75	0.16	0.31	0.52	MG/KG
	OT29-SO-JO9B1-01-0405	SOIL	N	Lead	44	0.062	0.12	0.21	MG/KG
	OT29-SO-JO9B1-01-0405	SOIL	N	Nickel	11	0.1	0.21	0.31	MG/KG
	OT29-SO-JO9B1-01-0405	SOIL	N	Selenium	0.21 J	0.1	0.21	0.31	MG/KG
	OT29-SO-JO9B1-01-0405	SOIL	N	Silver	0.2	0.031	0.062	0.1	MG/KG
	OT29-SO-JO9B1-01-0405	SOIL	N	Thallium	0.18	0.052	0.1	0.16	MG/KG
	OT29-SO-JO9B1-01-0405	SOIL	N	Tin	1.8 J	1.2	3.1	5.2	MG/KG
	OT29-SO-JO9B1-01-0405	SOIL	N	Vanadium	27	0.62	1.2	2.1	MG/KG
	OT29-SO-JO9B1-01-0405	SOIL	N	Zinc	91	0.62	1.2	2.1	MG/KG
	OT29-SO-JO9B1-01-0910	SOIL	N	Antimony	0.41 U	0.21	0.41	0.62	MG/KG
	OT29-SO-JO9B1-01-0910	SOIL	N	Arsenic	3.9	0.16	0.31	0.52	MG/KG
	OT29-SO-JO9B1-01-0910	SOIL	N	Barium	40	0.1	0.21	0.31	MG/KG
	OT29-SO-JO9B1-01-0910	SOIL	N	Beryllium	0.25	0.021	0.052	0.1	MG/KG
	OT29-SO-JO9B1-01-0910	SOIL	N	Cadmium	0.064 J	0.052	0.1	0.16	MG/KG
	OT29-SO-JO9B1-01-0910	SOIL	N	Chromium	3.1	0.21	0.47	0.52	MG/KG
	OT29-SO-JO9B1-01-0910	SOIL	N	Cobalt	2.3	0.1	0.21	0.31	MG/KG
	OT29-SO-JO9B1-01-0910	SOIL	N	Copper	4	0.16	0.31	0.52	MG/KG

Table 3. Summary of Analytical Results for Discrete Soil Samples for the Open Detonation Unit, Kirtland Air Force Base, December 2015

Method	Sample ID	Matrix	QA/QC Type	Analyte	Result*	DL	LOD	LOQ	Units
SW6020									
	OT29-SO-JO9B1-01-0910	SOIL	N	Lead	10	0.062	0.12	0.21	MG/KG
	OT29-SO-JO9B1-01-0910	SOIL	N	Nickel	3.8	0.1	0.21	0.31	MG/KG
	OT29-SO-JO9B1-01-0910	SOIL	N	Selenium	0.13 J	0.1	0.21	0.31	MG/KG
	OT29-SO-JO9B1-01-0910	SOIL	N	Silver	0.062 U	0.031	0.062	0.1	MG/KG
	OT29-SO-JO9B1-01-0910	SOIL	N	Thallium	0.11 J	0.052	0.1	0.16	MG/KG
	OT29-SO-JO9B1-01-0910	SOIL	N	Tin	3.1 U	1.2	3.1	5.2	MG/KG
	OT29-SO-JO9B1-01-0910	SOIL	N	Vanadium	11	0.62	1.2	2.1	MG/KG
	OT29-SO-JO9B1-01-0910	SOIL	N	Zinc	21	0.62	1.2	2.1	MG/KG
	OT29-SO-JO9B1-01-1415	SOIL	N	Antimony	0.41 U	0.21	0.41	0.62	MG/KG
	OT29-SO-JO9B1-01-1415	SOIL	N	Arsenic	4.2	0.15	0.31	0.51	MG/KG
	OT29-SO-JO9B1-01-1415	SOIL	N	Barium	83	0.1	0.21	0.31	MG/KG
	OT29-SO-JO9B1-01-1415	SOIL	N	Beryllium	0.4	0.021	0.051	0.1	MG/KG
	OT29-SO-JO9B1-01-1415	SOIL	N	Cadmium	0.072 J	0.051	0.1	0.15	MG/KG
	OT29-SO-JO9B1-01-1415	SOIL	N	Chromium	7.1	0.21	0.46	0.51	MG/KG
	OT29-SO-JO9B1-01-1415	SOIL	N	Cobalt	3.1	0.1	0.21	0.31	MG/KG
	OT29-SO-JO9B1-01-1415	SOIL	N	Copper	4.4	0.15	0.31	0.51	MG/KG
	OT29-SO-JO9B1-01-1415	SOIL	N	Lead	5	0.062	0.12	0.21	MG/KG
	OT29-SO-JO9B1-01-1415	SOIL	N	Nickel	5.5	0.1	0.21	0.31	MG/KG
	OT29-SO-JO9B1-01-1415	SOIL	N	Selenium	0.18 J	0.1	0.21	0.31	MG/KG
	OT29-SO-JO9B1-01-1415	SOIL	N	Silver	0.062 U	0.031	0.062	0.1	MG/KG
	OT29-SO-JO9B1-01-1415	SOIL	N	Thallium	0.12 J	0.051	0.1	0.15	MG/KG
	OT29-SO-JO9B1-01-1415	SOIL	N	Tin	3.1 U	1.2	3.1	5.1	MG/KG
	OT29-SO-JO9B1-01-1415	SOIL	N	Vanadium	22	0.62	1.2	2.1	MG/KG

Table 3. Summary of Analytical Results for Discrete Soil Samples for the Open Detonation Unit, Kirtland Air Force Base, December 2015

Method	Sample ID	Matrix	QA/QC Type	Analyte	Result*	DL	LOD	LOQ	Units
SW6020									
	OT29-SO-JO9B1-01-1415	SOIL	N	Zinc	23	0.62	1.2	2.1	MG/KG
	OT29-SO-JO9B1-02-0001	SOIL	N	Antimony	0.6 J	0.23	0.45	0.68	MG/KG
	OT29-SO-JO9B1-02-0001	SOIL	N	Arsenic	10	0.17	0.34	0.56	MG/KG
	OT29-SO-JO9B1-02-0001	SOIL	N	Barium	190	0.11	0.23	0.34	MG/KG
	OT29-SO-JO9B1-02-0001	SOIL	N	Beryllium	0.5	0.023	0.056	0.11	MG/KG
	OT29-SO-JO9B1-02-0001	SOIL	N	Cadmium	0.52	0.056	0.11	0.17	MG/KG
	OT29-SO-JO9B1-02-0001	SOIL	N	Chromium	28	0.23	0.51	0.56	MG/KG
	OT29-SO-JO9B1-02-0001	SOIL	N	Cobalt	4.7	0.11	0.23	0.34	MG/KG
	OT29-SO-JO9B1-02-0001	SOIL	N	Copper	28	0.17	0.34	0.56	MG/KG
	OT29-SO-JO9B1-02-0001	SOIL	N	Lead	25	0.068	0.14	0.23	MG/KG
	OT29-SO-JO9B1-02-0001	SOIL	N	Nickel	18	0.11	0.23	0.34	MG/KG
	OT29-SO-JO9B1-02-0001	SOIL	N	Selenium	0.22 J	0.11	0.23	0.34	MG/KG
	OT29-SO-JO9B1-02-0001	SOIL	N	Silver	0.17	0.034	0.068	0.11	MG/KG
	OT29-SO-JO9B1-02-0001	SOIL	N	Thallium	0.13 J	0.056	0.11	0.17	MG/KG
	OT29-SO-JO9B1-02-0001	SOIL	N	Tin	1.7 J	1.4	3.4	5.6	MG/KG
	OT29-SO-JO9B1-02-0001	SOIL	N	Vanadium	25	0.68	1.4	2.3	MG/KG
	OT29-SO-JO9B1-02-0001	SOIL	N	Zinc	78	0.68	1.4	2.3	MG/KG
	OT29-SO-JO9B1-02-0405	SOIL	N	Antimony	0.28 J	0.22	0.45	0.67	MG/KG
	OT29-SO-JO9B1-02-0405	SOIL	N	Arsenic	6.5	0.17	0.33	0.56	MG/KG
	OT29-SO-JO9B1-02-0405	SOIL	N	Barium	270	0.11	0.22	0.33	MG/KG
	OT29-SO-JO9B1-02-0405	SOIL	N	Beryllium	0.37	0.022	0.056	0.11	MG/KG
	OT29-SO-JO9B1-02-0405	SOIL	N	Cadmium	0.15 J	0.056	0.11	0.17	MG/KG
	OT29-SO-JO9B1-02-0405	SOIL	N	Chromium	8.1	0.22	0.5	0.56	MG/KG

Table 3. Summary of Analytical Results for Discrete Soil Samples for the Open Detonation Unit, Kirtland Air Force Base, December 2015

Method	Sample ID	Matrix	QA/QC Type	Analyte	Result*	DL	LOD	LOQ	Units
SW6020									
	OT29-SO-JO9B1-02-0405	SOIL	N	Cobalt	4	0.11	0.22	0.33	MG/KG
	OT29-SO-JO9B1-02-0405	SOIL	N	Copper	6.2	0.17	0.33	0.56	MG/KG
	OT29-SO-JO9B1-02-0405	SOIL	N	Lead	8.1	0.067	0.13	0.22	MG/KG
	OT29-SO-JO9B1-02-0405	SOIL	N	Nickel	7.9	0.11	0.22	0.33	MG/KG
	OT29-SO-JO9B1-02-0405	SOIL	N	Selenium	0.22 J	0.11	0.22	0.33	MG/KG
	OT29-SO-JO9B1-02-0405	SOIL	N	Silver	0.067 U	0.033	0.067	0.11	MG/KG
	OT29-SO-JO9B1-02-0405	SOIL	N	Thallium	0.1 J	0.056	0.11	0.17	MG/KG
	OT29-SO-JO9B1-02-0405	SOIL	N	Tin	3.3 U	1.3	3.3	5.6	MG/KG
	OT29-SO-JO9B1-02-0405	SOIL	N	Vanadium	27	0.67	1.3	2.2	MG/KG
	OT29-SO-JO9B1-02-0405	SOIL	N	Zinc	26	0.67	1.3	2.2	MG/KG
	OT29-SO-JO9B1-02-0910	SOIL	N	Antimony	0.42 U	0.21	0.42	0.63	MG/KG
	OT29-SO-JO9B1-02-0910	SOIL	N	Arsenic	3.6	0.16	0.32	0.53	MG/KG
	OT29-SO-JO9B1-02-0910	SOIL	N	Barium	73	0.11	0.21	0.32	MG/KG
	OT29-SO-JO9B1-02-0910	SOIL	N	Beryllium	0.34	0.021	0.053	0.11	MG/KG
	OT29-SO-JO9B1-02-0910	SOIL	N	Cadmium	0.064 J	0.053	0.11	0.16	MG/KG
	OT29-SO-JO9B1-02-0910	SOIL	N	Chromium	5.9	0.21	0.47	0.53	MG/KG
	OT29-SO-JO9B1-02-0910	SOIL	N	Cobalt	2.7	0.11	0.21	0.32	MG/KG
	OT29-SO-JO9B1-02-0910	SOIL	N	Copper	3.9	0.16	0.32	0.53	MG/KG
	OT29-SO-JO9B1-02-0910	SOIL	N	Lead	5.1	0.063	0.13	0.21	MG/KG
	OT29-SO-JO9B1-02-0910	SOIL	N	Nickel	4.9	0.11	0.21	0.32	MG/KG
	OT29-SO-JO9B1-02-0910	SOIL	N	Selenium	0.13 J	0.11	0.21	0.32	MG/KG
	OT29-SO-JO9B1-02-0910	SOIL	N	Silver	0.063 U	0.032	0.063	0.11	MG/KG
	OT29-SO-JO9B1-02-0910	SOIL	N	Thallium	0.1 J	0.053	0.11	0.16	MG/KG

Table 3. Summary of Analytical Results for Discrete Soil Samples for the Open Detonation Unit, Kirtland Air Force Base, December 2015

Method	Sample ID	Matrix	QA/QC Type	Analyte	Result*	DL	LOD	LOQ	Units
SW6020									
	OT29-SO-JO9B1-02-0910	SOIL	N	Tin	3.2 U	1.3	3.2	5.3	MG/KG
	OT29-SO-JO9B1-02-0910	SOIL	N	Vanadium	17	0.63	1.3	2.1	MG/KG
	OT29-SO-JO9B1-02-0910	SOIL	N	Zinc	22	0.63	1.3	2.1	MG/KG
	OT29-SO-JO9B1-02-1415	SOIL	N	Antimony	0.41 U	0.21	0.41	0.62	MG/KG
	OT29-SO-JO9B1-02-1415	SOIL	N	Arsenic	3.5	0.16	0.31	0.52	MG/KG
	OT29-SO-JO9B1-02-1415	SOIL	N	Barium	71	0.1	0.21	0.31	MG/KG
	OT29-SO-JO9B1-02-1415	SOIL	N	Beryllium	0.26	0.021	0.052	0.1	MG/KG
	OT29-SO-JO9B1-02-1415	SOIL	N	Cadmium	0.071 J	0.052	0.1	0.16	MG/KG
	OT29-SO-JO9B1-02-1415	SOIL	N	Chromium	3.7	0.21	0.47	0.52	MG/KG
	OT29-SO-JO9B1-02-1415	SOIL	N	Cobalt	2.3	0.1	0.21	0.31	MG/KG
	OT29-SO-JO9B1-02-1415	SOIL	N	Copper	3.9	0.16	0.31	0.52	MG/KG
	OT29-SO-JO9B1-02-1415	SOIL	N	Lead	4.5	0.062	0.12	0.21	MG/KG
	OT29-SO-JO9B1-02-1415	SOIL	N	Nickel	3.8	0.1	0.21	0.31	MG/KG
	OT29-SO-JO9B1-02-1415	SOIL	N	Selenium	0.21 J	0.1	0.21	0.31	MG/KG
	OT29-SO-JO9B1-02-1415	SOIL	N	Silver	0.062 U	0.031	0.062	0.1	MG/KG
	OT29-SO-JO9B1-02-1415	SOIL	N	Thallium	0.095 J	0.052	0.1	0.16	MG/KG
	OT29-SO-JO9B1-02-1415	SOIL	N	Tin	3.1 U	1.2	3.1	5.2	MG/KG
	OT29-SO-JO9B1-02-1415	SOIL	N	Vanadium	12	0.62	1.2	2.1	MG/KG
	OT29-SO-JO9B1-02-1415	SOIL	N	Zinc	21	0.62	1.2	2.1	MG/KG
	OT29-SO-JO9B1-05-0001	SOIL	N	Antimony	0.61 J	0.21	0.42	0.63	MG/KG
	OT29-SO-JO9B1-05-0001	SOIL	N	Arsenic	5.1	0.16	0.32	0.53	MG/KG
	OT29-SO-JO9B1-05-0001	SOIL	N	Barium	140	0.11	0.21	0.32	MG/KG
	OT29-SO-JO9B1-05-0001	SOIL	N	Beryllium	0.43	0.021	0.053	0.11	MG/KG

Table 3. Summary of Analytical Results for Discrete Soil Samples for the Open Detonation Unit, Kirtland Air Force Base, December 2015

Method	Sample ID	Matrix	QA/QC Type	Analyte	Result*	DL	LOD	LOQ	Units
SW6020									
	OT29-SO-JO9B1-05-0001	SOIL	N	Cadmium	0.52	0.053	0.11	0.16	MG/KG
	OT29-SO-JO9B1-05-0001	SOIL	N	Chromium	31	0.21	0.47	0.53	MG/KG
	OT29-SO-JO9B1-05-0001	SOIL	N	Cobalt	4.4	0.11	0.21	0.32	MG/KG
	OT29-SO-JO9B1-05-0001	SOIL	N	Copper	28	0.16	0.32	0.53	MG/KG
	OT29-SO-JO9B1-05-0001	SOIL	N	Lead	29	0.063	0.13	0.21	MG/KG
	OT29-SO-JO9B1-05-0001	SOIL	N	Nickel	24	0.11	0.21	0.32	MG/KG
	OT29-SO-JO9B1-05-0001	SOIL	N	Selenium	0.19 J	0.11	0.21	0.32	MG/KG
	OT29-SO-JO9B1-05-0001	SOIL	N	Silver	0.15	0.032	0.063	0.11	MG/KG
	OT29-SO-JO9B1-05-0001	SOIL	N	Thallium	0.13 J	0.053	0.11	0.16	MG/KG
	OT29-SO-JO9B1-05-0001	SOIL	N	Tin	1.9 J	1.3	3.2	5.3	MG/KG
	OT29-SO-JO9B1-05-0001	SOIL	N	Vanadium	22	0.63	1.3	2.1	MG/KG
	OT29-SO-JO9B1-05-0001	SOIL	N	Zinc	58	0.63	1.3	2.1	MG/KG
	OT29-SO-JO9B1-05-0405	SOIL	N	Antimony	0.99	0.2	0.41	0.61	MG/KG
	OT29-SO-JO9B1-05-0405	SOIL	N	Arsenic	5	0.15	0.3	0.51	MG/KG
	OT29-SO-JO9B1-05-0405	SOIL	N	Barium	160	0.1	0.2	0.3	MG/KG
	OT29-SO-JO9B1-05-0405	SOIL	N	Beryllium	0.48	0.02	0.051	0.1	MG/KG
	OT29-SO-JO9B1-05-0405	SOIL	N	Cadmium	1	0.051	0.1	0.15	MG/KG
	OT29-SO-JO9B1-05-0405	SOIL	N	Chromium	11	0.2	0.46	0.51	MG/KG
	OT29-SO-JO9B1-05-0405	SOIL	N	Cobalt	4.8	0.1	0.2	0.3	MG/KG
	OT29-SO-JO9B1-05-0405	SOIL	N	Copper	28	0.15	0.3	0.51	MG/KG
	OT29-SO-JO9B1-05-0405	SOIL	N	Lead	40	0.061	0.12	0.2	MG/KG
	OT29-SO-JO9B1-05-0405	SOIL	N	Nickel	9.7	0.1	0.2	0.3	MG/KG
	OT29-SO-JO9B1-05-0405	SOIL	N	Selenium	0.18 J	0.1	0.2	0.3	MG/KG

Table 3. Summary of Analytical Results for Discrete Soil Samples for the Open Detonation Unit, Kirtland Air Force Base, December 2015

Method	Sample ID	Matrix	QA/QC Type	Analyte	Result*	DL	LOD	LOQ	Units
SW6020									
	OT29-SO-JO9B1-05-0405	SOIL	N	Silver	0.2	0.03	0.061	0.1	MG/KG
	OT29-SO-JO9B1-05-0405	SOIL	N	Thallium	0.14 J	0.051	0.1	0.15	MG/KG
	OT29-SO-JO9B1-05-0405	SOIL	N	Tin	1.6 J	1.2	3	5.1	MG/KG
	OT29-SO-JO9B1-05-0405	SOIL	N	Vanadium	23	0.61	1.2	2	MG/KG
	OT29-SO-JO9B1-05-0405	SOIL	N	Zinc	53	0.61	1.2	2	MG/KG
	OT29-SO-JO9B1-05-0910	SOIL	N	Antimony	0.21 J	0.2	0.4	0.6	MG/KG
	OT29-SO-JO9B1-05-0910	SOIL	N	Arsenic	5.6	0.15	0.3	0.5	MG/KG
	OT29-SO-JO9B1-05-0910	SOIL	N	Barium	63	0.1	0.2	0.3	MG/KG
	OT29-SO-JO9B1-05-0910	SOIL	N	Beryllium	0.34	0.02	0.05	0.1	MG/KG
	OT29-SO-JO9B1-05-0910	SOIL	N	Cadmium	0.077 J	0.05	0.1	0.15	MG/KG
	OT29-SO-JO9B1-05-0910	SOIL	N	Chromium	4.3	0.2	0.45	0.5	MG/KG
	OT29-SO-JO9B1-05-0910	SOIL	N	Cobalt	3	0.1	0.2	0.3	MG/KG
	OT29-SO-JO9B1-05-0910	SOIL	N	Copper	14	0.15	0.3	0.5	MG/KG
	OT29-SO-JO9B1-05-0910	SOIL	N	Lead	8.5	0.06	0.12	0.2	MG/KG
	OT29-SO-JO9B1-05-0910	SOIL	N	Nickel	4.7	0.1	0.2	0.3	MG/KG
	OT29-SO-JO9B1-05-0910	SOIL	N	Selenium	0.22 J	0.1	0.2	0.3	MG/KG
	OT29-SO-JO9B1-05-0910	SOIL	N	Silver	0.06 U	0.03	0.06	0.1	MG/KG
	OT29-SO-JO9B1-05-0910	SOIL	N	Thallium	0.16	0.05	0.1	0.15	MG/KG
	OT29-SO-JO9B1-05-0910	SOIL	N	Tin	3 U	1.2	3	5	MG/KG
	OT29-SO-JO9B1-05-0910	SOIL	N	Vanadium	18	0.6	1.2	2	MG/KG
	OT29-SO-JO9B1-05-0910	SOIL	N	Zinc	27	0.6	1.2	2	MG/KG
	OT29-SO-JO9B1-05-1415	SOIL	N	Antimony	0.48 J	0.21	0.41	0.62	MG/KG
	OT29-SO-JO9B1-05-1415	SOIL	N	Arsenic	26	0.15	0.31	0.51	MG/KG

Table 3. Summary of Analytical Results for Discrete Soil Samples for the Open Detonation Unit, Kirtland Air Force Base, December 2015

Method	Sample ID	Matrix	QA/QC Type	Analyte	Result*	DL	LOD	LOQ	Units
SW6020									
	OT29-SO-JO9B1-05-1415	SOIL	N	Barium	160	0.1	0.21	0.31	MG/KG
	OT29-SO-JO9B1-05-1415	SOIL	N	Beryllium	0.36	0.021	0.051	0.1	MG/KG
	OT29-SO-JO9B1-05-1415	SOIL	N	Cadmium	0.19	0.051	0.1	0.15	MG/KG
	OT29-SO-JO9B1-05-1415	SOIL	N	Chromium	5.1	0.21	0.46	0.51	MG/KG
	OT29-SO-JO9B1-05-1415	SOIL	N	Cobalt	3.5	0.1	0.21	0.31	MG/KG
	OT29-SO-JO9B1-05-1415	SOIL	N	Copper	5.2	0.15	0.31	0.51	MG/KG
	OT29-SO-JO9B1-05-1415	SOIL	N	Lead	6.3	0.062	0.12	0.21	MG/KG
	OT29-SO-JO9B1-05-1415	SOIL	N	Nickel	6.2	0.1	0.21	0.31	MG/KG
	OT29-SO-JO9B1-05-1415	SOIL	N	Selenium	0.19 J	0.1	0.21	0.31	MG/KG
	OT29-SO-JO9B1-05-1415	SOIL	N	Silver	0.062 U	0.031	0.062	0.1	MG/KG
	OT29-SO-JO9B1-05-1415	SOIL	N	Thallium	0.15	0.051	0.1	0.15	MG/KG
	OT29-SO-JO9B1-05-1415	SOIL	N	Tin	3.1 U	1.2	3.1	5.1	MG/KG
	OT29-SO-JO9B1-05-1415	SOIL	N	Vanadium	14	0.62	1.2	2.1	MG/KG
	OT29-SO-JO9B1-05-1415	SOIL	N	Zinc	27	0.62	1.2	2.1	MG/KG
	OT29-SO-JO9B1-07-0001	SOIL	N	Antimony	0.44 J	0.22	0.44	0.66	MG/KG
	OT29-SO-JO9B1-07-0001	SOIL	N	Arsenic	5.3	0.16	0.33	0.55	MG/KG
	OT29-SO-JO9B1-07-0001	SOIL	N	Barium	150	0.11	0.22	0.33	MG/KG
	OT29-SO-JO9B1-07-0001	SOIL	N	Beryllium	0.54	0.022	0.055	0.11	MG/KG
	OT29-SO-JO9B1-07-0001	SOIL	N	Cadmium	0.42	0.055	0.11	0.16	MG/KG
	OT29-SO-JO9B1-07-0001	SOIL	N	Chromium	16	0.22	0.49	0.55	MG/KG
	OT29-SO-JO9B1-07-0001	SOIL	N	Cobalt	5.8	0.11	0.22	0.33	MG/KG
	OT29-SO-JO9B1-07-0001	SOIL	N	Copper	23	0.16	0.33	0.55	MG/KG
	OT29-SO-JO9B1-07-0001	SOIL	N	Lead	22	0.066	0.13	0.22	MG/KG

Table 3. Summary of Analytical Results for Discrete Soil Samples for the Open Detonation Unit, Kirtland Air Force Base, December 2015

Method	Sample ID	Matrix	QA/QC Type	Analyte	Result*	DL	LOD	LOQ	Units
SW6020									
	OT29-SO-JO9B1-07-0001	SOIL	N	Nickel	13	0.11	0.22	0.33	MG/KG
	OT29-SO-JO9B1-07-0001	SOIL	N	Selenium	0.23 J	0.11	0.22	0.33	MG/KG
	OT29-SO-JO9B1-07-0001	SOIL	N	Silver	0.11	0.033	0.066	0.11	MG/KG
	OT29-SO-JO9B1-07-0001	SOIL	N	Thallium	0.16	0.055	0.11	0.16	MG/KG
	OT29-SO-JO9B1-07-0001	SOIL	N	Tin	1.6 J	1.3	3.3	5.5	MG/KG
	OT29-SO-JO9B1-07-0001	SOIL	N	Vanadium	27	0.66	1.3	2.2	MG/KG
	OT29-SO-JO9B1-07-0001	SOIL	N	Zinc	66	0.66	1.3	2.2	MG/KG
	OT29-SO-JO9B1-07-0405	SOIL	N	Antimony	0.32 J	0.21	0.42	0.63	MG/KG
	OT29-SO-JO9B1-07-0405	SOIL	N	Arsenic	6.3	0.16	0.32	0.53	MG/KG
	OT29-SO-JO9B1-07-0405	SOIL	N	Barium	650 J	0.11	0.21	0.32	MG/KG
	OT29-SO-JO9B1-07-0405	SOIL	N	Beryllium	0.41	0.021	0.053	0.11	MG/KG
	OT29-SO-JO9B1-07-0405	SOIL	N	Cadmium	0.22	0.053	0.11	0.16	MG/KG
	OT29-SO-JO9B1-07-0405	SOIL	N	Chromium	11	0.21	0.47	0.53	MG/KG
	OT29-SO-JO9B1-07-0405	SOIL	N	Cobalt	3.3	0.11	0.21	0.32	MG/KG
	OT29-SO-JO9B1-07-0405	SOIL	N	Copper	16 J	0.16	0.32	0.53	MG/KG
	OT29-SO-JO9B1-07-0405	SOIL	N	Lead	11	0.063	0.13	0.21	MG/KG
	OT29-SO-JO9B1-07-0405	SOIL	N	Nickel	8.7	0.11	0.21	0.32	MG/KG
	OT29-SO-JO9B1-07-0405	SOIL	N	Selenium	0.21 J	0.11	0.21	0.32	MG/KG
	OT29-SO-JO9B1-07-0405	SOIL	N	Silver	0.074 J	0.032	0.063	0.11	MG/KG
	OT29-SO-JO9B1-07-0405	SOIL	N	Thallium	0.12 J	0.053	0.11	0.16	MG/KG
	OT29-SO-JO9B1-07-0405	SOIL	N	Tin	3.2 U	1.3	3.2	5.3	MG/KG
	OT29-SO-JO9B1-07-0405	SOIL	N	Vanadium	21 J	0.63	1.3	2.1	MG/KG
	OT29-SO-JO9B1-07-0405	SOIL	N	Zinc	50 J	0.63	1.3	2.1	MG/KG

Table 3. Summary of Analytical Results for Discrete Soil Samples for the Open Detonation Unit, Kirtland Air Force Base, December 2015

Method	Sample ID	Matrix	QA/QC Type	Analyte	Result*	DL	LOD	LOQ	Units
SW6020									
	OT29-SO-JO9B1-07-0910	SOIL	N	Antimony	0.41 U	0.2	0.41	0.61	MG/KG
	OT29-SO-JO9B1-07-0910	SOIL	N	Arsenic	4.9	0.15	0.31	0.51	MG/KG
	OT29-SO-JO9B1-07-0910	SOIL	N	Barium	90	0.1	0.2	0.31	MG/KG
	OT29-SO-JO9B1-07-0910	SOIL	N	Beryllium	0.31	0.02	0.051	0.1	MG/KG
	OT29-SO-JO9B1-07-0910	SOIL	N	Cadmium	0.059 J	0.051	0.1	0.15	MG/KG
	OT29-SO-JO9B1-07-0910	SOIL	N	Chromium	6.1	0.2	0.46	0.51	MG/KG
	OT29-SO-JO9B1-07-0910	SOIL	N	Cobalt	2.6	0.1	0.2	0.31	MG/KG
	OT29-SO-JO9B1-07-0910	SOIL	N	Copper	4.2	0.15	0.31	0.51	MG/KG
	OT29-SO-JO9B1-07-0910	SOIL	N	Lead	5.2	0.061	0.12	0.2	MG/KG
	OT29-SO-JO9B1-07-0910	SOIL	N	Nickel	5.1	0.1	0.2	0.31	MG/KG
	OT29-SO-JO9B1-07-0910	SOIL	N	Selenium	0.13 J	0.1	0.2	0.31	MG/KG
	OT29-SO-JO9B1-07-0910	SOIL	N	Silver	0.061 U	0.031	0.061	0.1	MG/KG
	OT29-SO-JO9B1-07-0910	SOIL	N	Thallium	0.11 J	0.051	0.1	0.15	MG/KG
	OT29-SO-JO9B1-07-0910	SOIL	N	Tin	3.1 U	1.2	3.1	5.1	MG/KG
	OT29-SO-JO9B1-07-0910	SOIL	N	Vanadium	16	0.61	1.2	2	MG/KG
	OT29-SO-JO9B1-07-0910	SOIL	N	Zinc	23	0.61	1.2	2	MG/KG
	OT29-SO-JO9B1-07-1415	SOIL	N	Antimony	0.2 J	0.2	0.4	0.61	MG/KG
	OT29-SO-JO9B1-07-1415	SOIL	N	Arsenic	5.1	0.15	0.3	0.51	MG/KG
	OT29-SO-JO9B1-07-1415	SOIL	N	Barium	73	0.1	0.2	0.3	MG/KG
	OT29-SO-JO9B1-07-1415	SOIL	N	Beryllium	0.46	0.02	0.051	0.1	MG/KG
	OT29-SO-JO9B1-07-1415	SOIL	N	Cadmium	0.14 J	0.051	0.1	0.15	MG/KG
	OT29-SO-JO9B1-07-1415	SOIL	N	Chromium	6.6	0.2	0.46	0.51	MG/KG
	OT29-SO-JO9B1-07-1415	SOIL	N	Cobalt	3.1	0.1	0.2	0.3	MG/KG

Table 3. Summary of Analytical Results for Discrete Soil Samples for the Open Detonation Unit, Kirtland Air Force Base, December 2015

Method	Sample ID	Matrix	QA/QC Type	Analyte	Result*	DL	LOD	LOQ	Units
SW6020									
	OT29-SO-JO9B1-07-1415	SOIL	N	Copper	5	0.15	0.3	0.51	MG/KG
	OT29-SO-JO9B1-07-1415	SOIL	N	Lead	9	0.061	0.12	0.2	MG/KG
	OT29-SO-JO9B1-07-1415	SOIL	N	Nickel	6	0.1	0.2	0.3	MG/KG
	OT29-SO-JO9B1-07-1415	SOIL	N	Selenium	0.24 J	0.1	0.2	0.3	MG/KG
	OT29-SO-JO9B1-07-1415	SOIL	N	Silver	0.061 U	0.03	0.061	0.1	MG/KG
	OT29-SO-JO9B1-07-1415	SOIL	N	Thallium	0.14 J	0.051	0.1	0.15	MG/KG
	OT29-SO-JO9B1-07-1415	SOIL	N	Tin	3 U	1.2	3	5.1	MG/KG
	OT29-SO-JO9B1-07-1415	SOIL	N	Vanadium	16	0.61	1.2	2	MG/KG
	OT29-SO-JO9B1-07-1415	SOIL	N	Zinc	25	0.61	1.2	2	MG/KG
	OT29-SO-K09A2-01-0001	SOIL	N	Antimony	0.97 J	0.21	0.42	0.63	MG/KG
	OT29-SO-K09A2-01-0001	SOIL	N	Arsenic	4.3	0.16	0.31	0.52	MG/KG
	OT29-SO-K09A2-01-0001	SOIL	N	Barium	130	0.1	0.21	0.31	MG/KG
	OT29-SO-K09A2-01-0001	SOIL	N	Beryllium	0.53	0.021	0.052	0.1	MG/KG
	OT29-SO-K09A2-01-0001	SOIL	N	Cadmium	0.65	0.052	0.1	0.16	MG/KG
	OT29-SO-K09A2-01-0001	SOIL	N	Chromium	17 J	0.21	0.47	0.52	MG/KG
	OT29-SO-K09A2-01-0001	SOIL	N	Cobalt	4.7	0.1	0.21	0.31	MG/KG
	OT29-SO-K09A2-01-0001	SOIL	N	Copper	290 J	0.16	0.31	0.52	MG/KG
	OT29-SO-K09A2-01-0001	SOIL	N	Lead	32 J	0.063	0.13	0.21	MG/KG
	OT29-SO-K09A2-01-0001	SOIL	N	Nickel	17 J	0.1	0.21	0.31	MG/KG
	OT29-SO-K09A2-01-0001	SOIL	N	Selenium	0.28 J	0.1	0.21	0.31	MG/KG
	OT29-SO-K09A2-01-0001	SOIL	N	Silver	0.3	0.031	0.063	0.1	MG/KG
	OT29-SO-K09A2-01-0001	SOIL	N	Thallium	0.13 J	0.052	0.1	0.16	MG/KG
	OT29-SO-K09A2-01-0001	SOIL	N	Tin	3.1 J	1.3	3.1	5.2	MG/KG

Table 3. Summary of Analytical Results for Discrete Soil Samples for the Open Detonation Unit, Kirtland Air Force Base, December 2015

Method	Sample ID	Matrix	QA/QC Type	Analyte	Result*	DL	LOD	LOQ	Units
SW6020									
	OT29-SO-K09A2-01-0001	SOIL	N	Vanadium	22	0.63	1.3	2.1	MG/KG
	OT29-SO-K09A2-01-0001	SOIL	N	Zinc	210 J	0.63	1.3	2.1	MG/KG
	OT29-SO-K09A2-01-0405	SOIL	N	Antimony	0.47 U	0.24	0.47	0.71	MG/KG
	OT29-SO-K09A2-01-0405	SOIL	N	Arsenic	3.9	0.18	0.35	0.59	MG/KG
	OT29-SO-K09A2-01-0405	SOIL	N	Barium	140 J	0.12	0.24	0.35	MG/KG
	OT29-SO-K09A2-01-0405	SOIL	N	Beryllium	0.56	0.024	0.059	0.12	MG/KG
	OT29-SO-K09A2-01-0405	SOIL	N	Cadmium	0.1 J	0.059	0.12	0.18	MG/KG
	OT29-SO-K09A2-01-0405	SOIL	N	Chromium	12	0.24	0.53	0.59	MG/KG
	OT29-SO-K09A2-01-0405	SOIL	N	Cobalt	4.1	0.12	0.24	0.35	MG/KG
	OT29-SO-K09A2-01-0405	SOIL	N	Copper	8.5 J	0.18	0.35	0.59	MG/KG
	OT29-SO-K09A2-01-0405	SOIL	N	Lead	8.4	0.071	0.14	0.24	MG/KG
	OT29-SO-K09A2-01-0405	SOIL	N	Nickel	9.1	0.12	0.24	0.35	MG/KG
	OT29-SO-K09A2-01-0405	SOIL	N	Selenium	0.23 J	0.12	0.24	0.35	MG/KG
	OT29-SO-K09A2-01-0405	SOIL	N	Silver	0.038 J	0.035	0.071	0.12	MG/KG
	OT29-SO-K09A2-01-0405	SOIL	N	Thallium	0.14 J	0.059	0.12	0.18	MG/KG
	OT29-SO-K09A2-01-0405	SOIL	N	Tin	3.5 U	1.4	3.5	5.9	MG/KG
	OT29-SO-K09A2-01-0405	SOIL	N	Vanadium	24	0.71	1.4	2.4	MG/KG
	OT29-SO-K09A2-01-0405	SOIL	N	Zinc	28	0.71	1.4	2.4	MG/KG
	OT29-SO-K09A2-01-0910	SOIL	N	Antimony	0.4 U	0.2	0.4	0.59	MG/KG
	OT29-SO-K09A2-01-0910	SOIL	N	Arsenic	4.8	0.15	0.3	0.49	MG/KG
	OT29-SO-K09A2-01-0910	SOIL	N	Barium	150	0.099	0.2	0.3	MG/KG
	OT29-SO-K09A2-01-0910	SOIL	N	Beryllium	0.34	0.02	0.049	0.099	MG/KG
	OT29-SO-K09A2-01-0910	SOIL	N	Cadmium	0.052 J	0.049	0.099	0.15	MG/KG

Table 3. Summary of Analytical Results for Discrete Soil Samples for the Open Detonation Unit, Kirtland Air Force Base, December 2015

Method	Sample ID	Matrix	QA/QC Type	Analyte	Result*	DL	LOD	LOQ	Units
SW6020									
	OT29-SO-K09A2-01-0910	SOIL	N	Chromium	36	0.2	0.44	0.49	MG/KG
	OT29-SO-K09A2-01-0910	SOIL	N	Cobalt	3.1	0.099	0.2	0.3	MG/KG
	OT29-SO-K09A2-01-0910	SOIL	N	Copper	5.2	0.15	0.3	0.49	MG/KG
	OT29-SO-K09A2-01-0910	SOIL	N	Lead	4.9	0.059	0.12	0.2	MG/KG
	OT29-SO-K09A2-01-0910	SOIL	N	Nickel	17	0.099	0.2	0.3	MG/KG
	OT29-SO-K09A2-01-0910	SOIL	N	Selenium	0.3	0.099	0.2	0.3	MG/KG
	OT29-SO-K09A2-01-0910	SOIL	N	Silver	0.059 U	0.03	0.059	0.099	MG/KG
	OT29-SO-K09A2-01-0910	SOIL	N	Thallium	0.29	0.049	0.099	0.15	MG/KG
	OT29-SO-K09A2-01-0910	SOIL	N	Tin	3 U	1.2	3	4.9	MG/KG
	OT29-SO-K09A2-01-0910	SOIL	N	Vanadium	22	0.59	1.2	2	MG/KG
	OT29-SO-K09A2-01-0910	SOIL	N	Zinc	22	0.59	1.2	2	MG/KG
	OT29-SO-K09A2-01-1415	SOIL	N	Antimony	0.72	0.21	0.41	0.62	MG/KG
	OT29-SO-K09A2-01-1415	SOIL	N	Arsenic	4.7	0.15	0.31	0.52	MG/KG
	OT29-SO-K09A2-01-1415	SOIL	N	Barium	130	0.1	0.21	0.31	MG/KG
	OT29-SO-K09A2-01-1415	SOIL	N	Beryllium	0.53	0.021	0.052	0.1	MG/KG
	OT29-SO-K09A2-01-1415	SOIL	N	Cadmium	0.55	0.052	0.1	0.15	MG/KG
	OT29-SO-K09A2-01-1415	SOIL	N	Chromium	12	0.21	0.46	0.52	MG/KG
	OT29-SO-K09A2-01-1415	SOIL	N	Cobalt	4.7	0.1	0.21	0.31	MG/KG
	OT29-SO-K09A2-01-1415	SOIL	N	Copper	35	0.15	0.31	0.52	MG/KG
	OT29-SO-K09A2-01-1415	SOIL	N	Lead	38	0.062	0.12	0.21	MG/KG
	OT29-SO-K09A2-01-1415	SOIL	N	Nickel	10	0.1	0.21	0.31	MG/KG
	OT29-SO-K09A2-01-1415	SOIL	N	Selenium	0.24 J	0.1	0.21	0.31	MG/KG
	OT29-SO-K09A2-01-1415	SOIL	N	Silver	0.24	0.031	0.062	0.1	MG/KG

Table 3. Summary of Analytical Results for Discrete Soil Samples for the Open Detonation Unit, Kirtland Air Force Base, December 2015

Method	Sample ID	Matrix	QA/QC Type	Analyte	Result*	DL	LOD	LOQ	Units
SW6020									
	OT29-SO-K09A2-01-1415	SOIL	N	Thallium	0.17	0.052	0.1	0.15	MG/KG
	OT29-SO-K09A2-01-1415	SOIL	N	Tin	1.5 J	1.2	3.1	5.2	MG/KG
	OT29-SO-K09A2-01-1415	SOIL	N	Vanadium	23	0.62	1.2	2.1	MG/KG
	OT29-SO-K09A2-01-1415	SOIL	N	Zinc	57	0.62	1.2	2.1	MG/KG
SW6850									
	OT29-FD-H09B1-01-0001	SOIL	FD	Perchlorate	17000	65	170	2200	UG/KG
	OT29-FD-J09A1-05-0001	SOIL	FD	Perchlorate	860	4	11	130	UG/KG
	OT29-FD-J09A1-07-0405	SOIL	FD	Perchlorate	25000	78	210	2600	UG/KG
	OT29-FD-J09A1-15-0001	SOIL	FD	Perchlorate	11000 J	31	83	1000	UG/KG
	OT29-FD-J09B2-04-0001	SOIL	FD	Perchlorate	1200	4	11	130	UG/KG
	OT29-FD-JO9A1-17-0405	SOIL	FD	Perchlorate	18000	64	170	2100	UG/KG
	OT29-FD-JO9B1-01-0001	SOIL	FD	Perchlorate	2900	16	43	540	UG/KG
	OT29-SO-H09B1-01-0001	SOIL	N	Perchlorate	14000	33	87	1100	UG/KG
	OT29-SO-H09B1-01-0405	SOIL	N	Perchlorate	1600	8	21	270	UG/KG
	OT29-SO-H09B1-01-0910	SOIL	N	Perchlorate	130	0.77	2.1	26	UG/KG
	OT29-SO-H09B1-01-1415	SOIL	N	Perchlorate	450	1.5	4	51	UG/KG
	OT29-SO-J09A1-02-0001	SOIL	N	Perchlorate	640	4	11	130	UG/KG
	OT29-SO-J09A1-02-0405	SOIL	N	Perchlorate	17000	65	170	2200	UG/KG
	OT29-SO-J09A1-02-0910	SOIL	N	Perchlorate	990	3.9	10	130	UG/KG
	OT29-SO-J09A1-02-1415	SOIL	N	Perchlorate	740	3.8	10	130	UG/KG
	OT29-SO-J09A1-04-0001	SOIL	N	Perchlorate	6200	16	41	520	UG/KG
	OT29-SO-J09A1-04-0405	SOIL	N	Perchlorate	13000	32	86	1100	UG/KG
	OT29-SO-J09A1-04-0910	SOIL	N	Perchlorate	6600	31	83	1000	UG/KG
	OT29-SO-J09A1-04-1415	SOIL	N	Perchlorate	2900	15	40	500	UG/KG

Table 3. Summary of Analytical Results for Discrete Soil Samples for the Open Detonation Unit, Kirtland Air Force Base, December 2015

Method	Sample ID	Matrix	QA/QC Type	Analyte	Result*	DL	LOD	LOQ	Units
SW6850									
	OT29-SO-J09A1-05-0001	SOIL	N	Perchlorate	1100	4	11	130	UG/KG
	OT29-SO-J09A1-05-0409	SOIL	N	Perchlorate	410	1.5	4.1	51	UG/KG
	OT29-SO-J09A1-05-0910	SOIL	N	Perchlorate	320	1.5	4	50	UG/KG
	OT29-SO-J09A1-05-1415	SOIL	N	Perchlorate	350	1.5	4.1	51	UG/KG
	OT29-SO-J09A1-07-0001	SOIL	N	Perchlorate	2900	8	21	270	UG/KG
	OT29-SO-J09A1-07-0405	SOIL	N	Perchlorate	24000	63	170	2100	UG/KG
	OT29-SO-J09A1-07-0910	SOIL	N	Perchlorate	73000	310	830	10000	UG/KG
	OT29-SO-J09A1-07-1415	SOIL	N	Perchlorate	8300	31	82	1000	UG/KG
	OT29-SO-J09A1-09-0001	SOIL	N	Perchlorate	3000	16	42	530	UG/KG
	OT29-SO-J09A1-09-0405	SOIL	N	Perchlorate	11000	32	84	1100	UG/KG
	OT29-SO-J09A1-09-0910	SOIL	N	Perchlorate	1200	3.8	10	130	UG/KG
	OT29-SO-J09A1-09-1415	SOIL	N	Perchlorate	1900	7.8	21	260	UG/KG
	OT29-SO-J09A1-11-0001	SOIL	N	Perchlorate	94	0.78	2.1	26	UG/KG
	OT29-SO-J09A1-11-0405	SOIL	N	Perchlorate	26000	62	170	2100	UG/KG
	OT29-SO-J09A1-11-0910	SOIL	N	Perchlorate	28000	86	230	2900	UG/KG
	OT29-SO-J09A1-11-1415	SOIL	N	Perchlorate	7400	32	84	1100	UG/KG
	OT29-SO-J09A1-15-0001	SOIL	N	Perchlorate	7900 J	31	83	1000	UG/KG
	OT29-SO-J09A1-15-0405	SOIL	N	Perchlorate	4500	15	41	520	UG/KG
	OT29-SO-J09A1-15-0910	SOIL	N	Perchlorate	280	1.5	4	50	UG/KG
	OT29-SO-J09A1-15-1415	SOIL	N	Perchlorate	880	3.9	10	130	UG/KG
	OT29-SO-J09B2-02-0001	SOIL	N	Perchlorate	3800	16	42	520	UG/KG
	OT29-SO-J09B2-02-1415	SOIL	N	Perchlorate	4800	16	41	520	UG/KG
	OT29-SO-J09B2-04-0001	SOIL	N	Perchlorate	1200	3.9	10	130	UG/KG

Table 3. Summary of Analytical Results for Discrete Soil Samples for the Open Detonation Unit, Kirtland Air Force Base, December 2015

Method	Sample ID	Matrix	QA/QC Type	Analyte	Result*	DL	LOD	LOQ	Units
SW6850									
	OT29-SO-J09B2-04-1415	SOIL	N	Perchlorate	1100	3.8	10	130	UG/KG
	OT29-SO-J09B2-06-0001	SOIL	N	Perchlorate	5700	16	43	540	UG/KG
	OT29-SO-J09B2-06-1415	SOIL	N	Perchlorate	1600	8	21	270	UG/KG
	OT29-SO-J09B2-08-0001	SOIL	N	Perchlorate	270	1.6	4.3	53	UG/KG
	OT29-SO-J09B2-08-1415	SOIL	N	Perchlorate	9800	32	86	1100	UG/KG
	OT29-SO-JO9A1-17-0001	SOIL	N	Perchlorate	2200	8	21	270	UG/KG
	OT29-SO-JO9A1-17-0405	SOIL	N	Perchlorate	18000	62	170	2100	UG/KG
	OT29-SO-JO9A1-17-0910	SOIL	N	Perchlorate	2300	7.7	20	260	UG/KG
	OT29-SO-JO9A1-17-1415	SOIL	N	Perchlorate	1200	7.7	21	260	UG/KG
	OT29-SO-JO9A1-19-0001	SOIL	N	Perchlorate	6400	32	85	1100	UG/KG
	OT29-SO-JO9A1-19-0405	SOIL	N	Perchlorate	4300	16	42	520	UG/KG
	OT29-SO-JO9A1-19-0910	SOIL	N	Perchlorate	12000	31	82	1000	UG/KG
	OT29-SO-JO9A1-19-1415	SOIL	N	Perchlorate	5400	15	40	500	UG/KG
	OT29-SO-JO9A1-21-0001	SOIL	N	Perchlorate	7600	34	90	1100	UG/KG
	OT29-SO-JO9A1-21-0405	SOIL	N	Perchlorate	9400	32	85	1100	UG/KG
	OT29-SO-JO9A1-21-0910	SOIL	N	Perchlorate	2700	15	41	510	UG/KG
	OT29-SO-JO9A1-21-1415	SOIL	N	Perchlorate	940	7.6	20	250	UG/KG
	OT29-SO-JO9B1-01-0001	SOIL	N	Perchlorate	2700	17	45	560	UG/KG
	OT29-SO-JO9B1-01-0405	SOIL	N	Perchlorate	3000	15	41	510	UG/KG
	OT29-SO-JO9B1-01-0910	SOIL	N	Perchlorate	2200	15	41	510	UG/KG
	OT29-SO-JO9B1-01-1415	SOIL	N	Perchlorate	4300	16	42	530	UG/KG
	OT29-SO-JO9B1-02-0001	SOIL	N	Perchlorate	6100	16	43	530	UG/KG
	OT29-SO-JO9B1-02-0405	SOIL	N	Perchlorate	12000	65	170	2200	UG/KG

Table 3. Summary of Analytical Results for Discrete Soil Samples for the Open Detonation Unit, Kirtland Air Force Base, December 2015

Method	Sample ID	Matrix	QA/QC Type	Analyte	Result*	DL	LOD	LOQ	Units
SW6850									
	OT29-SO-JO9B1-02-0910	SOIL	N	Perchlorate	5100	16	42	520	UG/KG
	OT29-SO-JO9B1-02-1415	SOIL	N	Perchlorate	1900	7.7	21	260	UG/KG
	OT29-SO-JO9B1-05-0001	SOIL	N	Perchlorate	15000	63	170	2100	UG/KG
	OT29-SO-JO9B1-05-0405	SOIL	N	Perchlorate	32000	80	210	2700	UG/KG
	OT29-SO-JO9B1-05-0910	SOIL	N	Perchlorate	2600	7.5	20	250	UG/KG
	OT29-SO-JO9B1-05-1415	SOIL	N	Perchlorate	3300	16	42	520	UG/KG
	OT29-SO-JO9B1-07-0001	SOIL	N	Perchlorate	5700	16	44	550	UG/KG
	OT29-SO-JO9B1-07-0405	SOIL	N	Perchlorate	21000	77	210	2600	UG/KG
	OT29-SO-JO9B1-07-0910	SOIL	N	Perchlorate	3400	16	42	520	UG/KG
	OT29-SO-JO9B1-07-1415	SOIL	N	Perchlorate	910	7.7	21	260	UG/KG
	OT29-SO-K09A2-01-0001	SOIL	N	Perchlorate	210	1.6	4.3	54	UG/KG
	OT29-SO-K09A2-01-1415	SOIL	N	Perchlorate	3300	7.9	21	260	UG/KG
SW7471									
	OT29-FD-H09B1-01-0001	SOIL	FD	Mercury	0.018 J	0.0092	0.018	0.043	MG/KG
	OT29-FD-J09A1-05-0001	SOIL	FD	Mercury	0.018 J	0.0088	0.017	0.041	MG/KG
	OT29-FD-J09A1-07-0405	SOIL	FD	Mercury	0.055	0.0089	0.017	0.041	MG/KG
	OT29-FD-J09A1-15-0001	SOIL	FD	Mercury	0.03 J	0.0083	0.016	0.038	MG/KG
	OT29-FD-J09B2-02-0001	SOIL	FD	Mercury	0.031 J	0.0091	0.018	0.042	MG/KG
	OT29-FD-J09B2-04-0001	SOIL	FD	Mercury	0.012 J	0.0093	0.018	0.043	MG/KG
	OT29-FD-JO9A1-17-0405	SOIL	FD	Mercury	0.019 U	0.0096	0.019	0.045	MG/KG
	OT29-FD-JO9B1-01-0001	SOIL	FD	Mercury	0.031 J	0.0094	0.018	0.044	MG/KG
	OT29-FD-K09A2-01-0405	SOIL	FD	Mercury	0.017 U	0.009	0.017	0.042	MG/KG
	OT29-SO-H09B1-01-0001	SOIL	N	Mercury	0.015 J	0.0095	0.018	0.044	MG/KG
	OT29-SO-H09B1-01-0405	SOIL	N	Mercury	0.017 U	0.0086	0.017	0.04	MG/KG

Table 3. Summary of Analytical Results for Discrete Soil Samples for the Open Detonation Unit, Kirtland Air Force Base, December 2015

Method	Sample ID	Matrix	QA/QC Type	Analyte	Result*	DL	LOD	LOQ	Units
SW7471									
	OT29-SO-H09B1-01-0910	SOIL	N	Mercury	0.015 U	0.0079	0.015	0.037	MG/KG
	OT29-SO-H09B1-01-1415	SOIL	N	Mercury	0.016 U	0.0081	0.016	0.038	MG/KG
	OT29-SO-J09A1-02-0001	SOIL	N	Mercury	0.026 J	0.0086	0.017	0.04	MG/KG
	OT29-SO-J09A1-02-0405	SOIL	N	Mercury	0.013 J	0.0099	0.019	0.046	MG/KG
	OT29-SO-J09A1-02-0910	SOIL	N	Mercury	0.016 U	0.0082	0.016	0.038	MG/KG
	OT29-SO-J09A1-02-1415	SOIL	N	Mercury	0.017 U	0.0089	0.017	0.041	MG/KG
	OT29-SO-J09A1-04-0001	SOIL	N	Mercury	0.037 J	0.0081	0.016	0.038	MG/KG
	OT29-SO-J09A1-04-0405	SOIL	N	Mercury	0.029 J	0.0093	0.018	0.043	MG/KG
	OT29-SO-J09A1-04-0910	SOIL	N	Mercury	0.013 J	0.0089	0.017	0.042	MG/KG
	OT29-SO-J09A1-04-1415	SOIL	N	Mercury	0.017 U	0.0088	0.017	0.041	MG/KG
	OT29-SO-J09A1-05-0001	SOIL	N	Mercury	0.017 J	0.0094	0.018	0.044	MG/KG
	OT29-SO-J09A1-05-0409	SOIL	N	Mercury	0.018 U	0.0094	0.018	0.044	MG/KG
	OT29-SO-J09A1-05-0910	SOIL	N	Mercury	0.017 U	0.009	0.017	0.042	MG/KG
	OT29-SO-J09A1-05-1415	SOIL	N	Mercury	0.016 U	0.0082	0.016	0.038	MG/KG
	OT29-SO-J09A1-07-0001	SOIL	N	Mercury	0.029 J	0.0098	0.019	0.046	MG/KG
	OT29-SO-J09A1-07-0405	SOIL	N	Mercury	0.081	0.0084	0.016	0.039	MG/KG
	OT29-SO-J09A1-07-0910	SOIL	N	Mercury	0.091	0.0096	0.019	0.045	MG/KG
	OT29-SO-J09A1-07-1415	SOIL	N	Mercury	0.017 U	0.0087	0.017	0.041	MG/KG
	OT29-SO-J09A1-09-0001	SOIL	N	Mercury	0.026 J	0.0089	0.017	0.041	MG/KG
	OT29-SO-J09A1-09-0405	SOIL	N	Mercury	0.012 J	0.0094	0.018	0.044	MG/KG
	OT29-SO-J09A1-09-0910	SOIL	N	Mercury	0.018 U	0.0094	0.018	0.044	MG/KG
	OT29-SO-J09A1-09-1415	SOIL	N	Mercury	0.019 U	0.0095	0.019	0.044	MG/KG
	OT29-SO-J09A1-11-0001	SOIL	N	Mercury	0.027 J	0.0089	0.017	0.042	MG/KG

Table 3. Summary of Analytical Results for Discrete Soil Samples for the Open Detonation Unit, Kirtland Air Force Base, December 2015

Method	Sample ID	Matrix	QA/QC Type	Analyte	Result*	DL	LOD	LOQ	Units
SW7471									
	OT29-SO-J09A1-11-0405	SOIL	N	Mercury	0.12	0.008	0.016	0.037	MG/KG
	OT29-SO-J09A1-11-0910	SOIL	N	Mercury	0.018 U	0.009	0.018	0.042	MG/KG
	OT29-SO-J09A1-11-1415	SOIL	N	Mercury	0.017 U	0.009	0.017	0.042	MG/KG
	OT29-SO-J09A1-15-0001	SOIL	N	Mercury	0.032 J	0.0087	0.017	0.041	MG/KG
	OT29-SO-J09A1-15-0405	SOIL	N	Mercury	0.0097 J	0.0082	0.016	0.038	MG/KG
	OT29-SO-J09A1-15-0910	SOIL	N	Mercury	0.012 J	0.0081	0.016	0.038	MG/KG
	OT29-SO-J09A1-15-1415	SOIL	N	Mercury	0.015 J	0.0084	0.016	0.039	MG/KG
	OT29-SO-J09B2-02-0001	SOIL	N	Mercury	0.024 J	0.0084	0.016	0.039	MG/KG
	OT29-SO-J09B2-02-0405	SOIL	N	Mercury	0.017 U	0.0087	0.017	0.041	MG/KG
	OT29-SO-J09B2-02-0910	SOIL	N	Mercury	0.019 J	0.0082	0.016	0.038	MG/KG
	OT29-SO-J09B2-02-1415	SOIL	N	Mercury	0.018 U	0.0094	0.018	0.044	MG/KG
	OT29-SO-J09B2-04-0001	SOIL	N	Mercury	0.016 J	0.0084	0.016	0.039	MG/KG
	OT29-SO-J09B2-04-0405	SOIL	N	Mercury	0.013 J	0.0086	0.017	0.04	MG/KG
	OT29-SO-J09B2-04-0910	SOIL	N	Mercury	0.018 U	0.0094	0.018	0.044	MG/KG
	OT29-SO-J09B2-04-1415	SOIL	N	Mercury	0.018 U	0.0091	0.018	0.042	MG/KG
	OT29-SO-J09B2-06-0001	SOIL	N	Mercury	0.014 J	0.0098	0.019	0.046	MG/KG
	OT29-SO-J09B2-06-0405	SOIL	N	Mercury	0.034 J	0.009	0.018	0.042	MG/KG
	OT29-SO-J09B2-06-0910	SOIL	N	Mercury	0.1	0.0086	0.017	0.04	MG/KG
	OT29-SO-J09B2-06-1415	SOIL	N	Mercury	0.019 U	0.0096	0.019	0.045	MG/KG
	OT29-SO-J09B2-08-0001	SOIL	N	Mercury	0.031 J	0.0088	0.017	0.041	MG/KG
	OT29-SO-J09B2-08-0405	SOIL	N	Mercury	0.016 J	0.0086	0.017	0.04	MG/KG
	OT29-SO-J09B2-08-0910	SOIL	N	Mercury	0.011 J	0.0095	0.018	0.044	MG/KG
	OT29-SO-J09B2-08-1415	SOIL	N	Mercury	0.018 U	0.0095	0.018	0.044	MG/KG

Table 3. Summary of Analytical Results for Discrete Soil Samples for the Open Detonation Unit, Kirtland Air Force Base, December 2015

Method	Sample ID	Matrix	QA/QC Type	Analyte	Result*	DL	LOD	LOQ	Units
SW7471									
	OT29-SO-JO9A1-17-0001	SOIL	N	Mercury	0.06	0.0091	0.018	0.042	MG/KG
	OT29-SO-JO9A1-17-0405	SOIL	N	Mercury	0.017 U	0.0088	0.017	0.041	MG/KG
	OT29-SO-JO9A1-17-0910	SOIL	N	Mercury	0.016 U	0.0085	0.016	0.039	MG/KG
	OT29-SO-JO9A1-17-1415	SOIL	N	Mercury	0.017 U	0.0089	0.017	0.041	MG/KG
	OT29-SO-JO9A1-19-0001	SOIL	N	Mercury	0.027 J	0.0084	0.016	0.039	MG/KG
	OT29-SO-JO9A1-19-0405	SOIL	N	Mercury	0.019 J	0.0095	0.018	0.044	MG/KG
	OT29-SO-JO9A1-19-0910	SOIL	N	Mercury	0.017 U	0.0085	0.017	0.04	MG/KG
	OT29-SO-JO9A1-19-1415	SOIL	N	Mercury	0.016 U	0.0081	0.016	0.038	MG/KG
	OT29-SO-JO9A1-21-0001	SOIL	N	Mercury	0.029 J	0.01	0.02	0.047	MG/KG
	OT29-SO-JO9A1-21-0405	SOIL	N	Mercury	0.016 J	0.0089	0.017	0.041	MG/KG
	OT29-SO-JO9A1-21-0910	SOIL	N	Mercury	0.016 U	0.008	0.016	0.037	MG/KG
	OT29-SO-JO9A1-21-1415	SOIL	N	Mercury	0.017 U	0.0085	0.017	0.04	MG/KG
	OT29-SO-JO9B1-01-0001	SOIL	N	Mercury	0.024 J	0.0095	0.018	0.044	MG/KG
	OT29-SO-JO9B1-01-0405	SOIL	N	Mercury	0.015 J	0.009	0.017	0.042	MG/KG
	OT29-SO-JO9B1-01-0910	SOIL	N	Mercury	0.015 U	0.0078	0.015	0.036	MG/KG
	OT29-SO-JO9B1-01-1415	SOIL	N	Mercury	0.017 U	0.0089	0.017	0.042	MG/KG
	OT29-SO-JO9B1-02-0001	SOIL	N	Mercury	0.023 J	0.0083	0.016	0.039	MG/KG
	OT29-SO-JO9B1-02-0405	SOIL	N	Mercury	0.019 U	0.0098	0.019	0.045	MG/KG
	OT29-SO-JO9B1-02-0910	SOIL	N	Mercury	0.017 U	0.0087	0.017	0.041	MG/KG
	OT29-SO-JO9B1-02-1415	SOIL	N	Mercury	0.018 U	0.0093	0.018	0.043	MG/KG
	OT29-SO-JO9B1-05-0001	SOIL	N	Mercury	0.021 J	0.009	0.017	0.042	MG/KG
	OT29-SO-JO9B1-05-0405	SOIL	N	Mercury	0.07	0.0081	0.016	0.038	MG/KG
	OT29-SO-JO9B1-05-0910	SOIL	N	Mercury	0.015 U	0.0079	0.015	0.037	MG/KG

Table 3. Summary of Analytical Results for Discrete Soil Samples for the Open Detonation Unit, Kirtland Air Force Base, December 2015

Method	Sample ID	Matrix	QA/QC Type	Analyte	Result*	DL	LOD	LOQ	Units
SW7471									
	OT29-SO-JO9B1-05-1415	SOIL	N	Mercury	0.016 U	0.0082	0.016	0.038	MG/KG
	OT29-SO-JO9B1-07-0001	SOIL	N	Mercury	0.021 J	0.0091	0.018	0.042	MG/KG
	OT29-SO-JO9B1-07-0405	SOIL	N	Mercury	0.02 J	0.0086	0.017	0.04	MG/KG
	OT29-SO-JO9B1-07-0910	SOIL	N	Mercury	0.017 U	0.0088	0.017	0.041	MG/KG
	OT29-SO-JO9B1-07-1415	SOIL	N	Mercury	0.016 U	0.0084	0.016	0.039	MG/KG
	OT29-SO-K09A2-01-0001	SOIL	N	Mercury	0.011 J	0.0092	0.018	0.043	MG/KG
	OT29-SO-K09A2-01-0405	SOIL	N	Mercury	0.019 U	0.0096	0.019	0.045	MG/KG
	OT29-SO-K09A2-01-0910	SOIL	N	Mercury	0.016 U	0.0085	0.016	0.04	MG/KG
	OT29-SO-K09A2-01-1415	SOIL	N	Mercury	0.018 U	0.0093	0.018	0.043	MG/KG
SW8260B									
	OT29-FD-H09B1-01-0001	SOIL	FD	1,1,1-Trichloroethane	1.1 UJ	0.38	1.1	5.3	UG/KG
	OT29-FD-H09B1-01-0001	SOIL	FD	1,1,2,2-Tetrachloroethane	2.1 U	0.72	2.1	5.3	UG/KG
	OT29-FD-H09B1-01-0001	SOIL	FD	1,1,2-Trichloro-1,2,2-trifluoroethane	1.1 UJ	0.87	1.1	11	UG/KG
	OT29-FD-H09B1-01-0001	SOIL	FD	1,1,2-Trichloroethane	1.1 UJ	0.46	1.1	5.3	UG/KG
	OT29-FD-H09B1-01-0001	SOIL	FD	1,1-Dichloroethane	1.1 UJ	0.31	1.1	5.3	UG/KG
	OT29-FD-H09B1-01-0001	SOIL	FD	1,1-Dichloroethene	1.1 UJ	0.27	1.1	5.3	UG/KG
	OT29-FD-H09B1-01-0001	SOIL	FD	1,2,3-Trichlorobenzene	2.1 U	0.79	2.1	5.3	UG/KG
	OT29-FD-H09B1-01-0001	SOIL	FD	1,2,3-Trichloropropane	2.1 U	0.8	2.1	5.3	UG/KG
	OT29-FD-H09B1-01-0001	SOIL	FD	1,2,4-Trichlorobenzene	2.1 U	0.79	2.1	5.3	UG/KG
	OT29-FD-H09B1-01-0001	SOIL	FD	1,2,4-Trimethylbenzene	0.72 J	0.54	2.1	5.3	UG/KG
	OT29-FD-H09B1-01-0001	SOIL	FD	1,2-Dibromo-3-Chloropropane	2.1 U	0.93	2.1	11	UG/KG
	OT29-FD-H09B1-01-0001	SOIL	FD	1,2-Dibromoethane (EDB)	1.1 UJ	0.28	1.1	11	UG/KG
	OT29-FD-H09B1-01-0001	SOIL	FD	1,2-Dichlorobenzene	2.1 U	0.67	2.1	5.3	UG/KG
	OT29-FD-H09B1-01-0001	SOIL	FD	1,2-Dichloroethane	2.1 UJ	0.77	2.1	5.3	UG/KG

Table 3. Summary of Analytical Results for Discrete Soil Samples for the Open Detonation Unit, Kirtland Air Force Base, December 2015

Method	Sample ID	Matrix	QA/QC Type	Analyte	Result*	DL	LOD	LOQ	Units
SW8260B									
	OT29-FD-H09B1-01-0001	SOIL	FD	1,2-Dichloropropane	2.1 UJ	0.63	2.1	5.3	UG/KG
	OT29-FD-H09B1-01-0001	SOIL	FD	1,3,5-Trimethylbenzene	1.1 U	0.37	1.1	5.3	UG/KG
	OT29-FD-H09B1-01-0001	SOIL	FD	1,3-Dichlorobenzene	1.1 U	0.32	1.1	5.3	UG/KG
	OT29-FD-H09B1-01-0001	SOIL	FD	1,4-Dichlorobenzene	2.1 U	0.82	2.1	5.3	UG/KG
	OT29-FD-H09B1-01-0001	SOIL	FD	1,4-Dioxane	79 U	41	79	260	UG/KG
	OT29-FD-H09B1-01-0001	SOIL	FD	2-Butanone (MEK)	3.9 U	1.5	5.3	11	UG/KG
	OT29-FD-H09B1-01-0001	SOIL	FD	2-Hexanone	2.1 U	0.78	2.1	11	UG/KG
	OT29-FD-H09B1-01-0001	SOIL	FD	4-Methyl-2-pentanone (MIBK)	2.1 U	0.97	2.1	11	UG/KG
	OT29-FD-H09B1-01-0001	SOIL	FD	Acetone	25 U	1.5	5.3	21	UG/KG
	OT29-FD-H09B1-01-0001	SOIL	FD	Benzene	0.43 J	0.27	1.1	5.3	UG/KG
	OT29-FD-H09B1-01-0001	SOIL	FD	Bromochloromethane	2.1 UJ	0.99	2.1	5.3	UG/KG
	OT29-FD-H09B1-01-0001	SOIL	FD	Bromodichloromethane	2.1 UJ	0.56	2.1	5.3	UG/KG
	OT29-FD-H09B1-01-0001	SOIL	FD	Bromoform	1.1 UJ	0.42	1.1	5.3	UG/KG
	OT29-FD-H09B1-01-0001	SOIL	FD	Bromomethane	2.1 UJ	0.91	2.1	5.3	UG/KG
	OT29-FD-H09B1-01-0001	SOIL	FD	Carbon disulfide	1.1 UJ	0.52	1.1	11	UG/KG
	OT29-FD-H09B1-01-0001	SOIL	FD	Carbon tetrachloride	2.1 UJ	0.56	2.1	5.3	UG/KG
	OT29-FD-H09B1-01-0001	SOIL	FD	Chlorobenzene	1.1 UJ	0.31	1.1	5.3	UG/KG
	OT29-FD-H09B1-01-0001	SOIL	FD	Chloroethane	1.1 UJ	0.47	1.1	5.3	UG/KG
	OT29-FD-H09B1-01-0001	SOIL	FD	Chloroform	1.1 UJ	0.27	1.1	5.3	UG/KG
	OT29-FD-H09B1-01-0001	SOIL	FD	Chloromethane	1.1 UJ	0.53	1.1	5.3	UG/KG
	OT29-FD-H09B1-01-0001	SOIL	FD	cis-1,2-Dichloroethene	2.1 UJ	0.94	2.1	5.3	UG/KG
	OT29-FD-H09B1-01-0001	SOIL	FD	cis-1,3-Dichloropropene	2.1 UJ	0.67	2.1	5.3	UG/KG
	OT29-FD-H09B1-01-0001	SOIL	FD	Cyclohexane	1.1 UN	1.1	1.1	11	UG/KG

Table 3. Summary of Analytical Results for Discrete Soil Samples for the Open Detonation Unit, Kirtland Air Force Base, December 2015

Method	Sample ID	Matrix	QA/QC Type	Analyte	Result*	DL	LOD	LOQ	Units
SW8260B									
	OT29-FD-H09B1-01-0001	SOIL	FD	Dibromochloromethane	1.1 UJ	0.27	1.1	5.3	UG/KG
	OT29-FD-H09B1-01-0001	SOIL	FD	Dichlorodifluoromethane	2.1 UJ	0.94	2.1	5.3	UG/KG
	OT29-FD-H09B1-01-0001	SOIL	FD	Ethylbenzene	1.1 UJ	0.36	1.1	5.3	UG/KG
	OT29-FD-H09B1-01-0001	SOIL	FD	Isopropylbenzene	2.1 UJ	0.55	2.1	5.3	UG/KG
	OT29-FD-H09B1-01-0001	SOIL	FD	Methyl Acetate	1.1 UN	1.1	1.1	11	UG/KG
	OT29-FD-H09B1-01-0001	SOIL	FD	Methyl cyclohexane	1.1 UN	1.1	1.1	11	UG/KG
	OT29-FD-H09B1-01-0001	SOIL	FD	Methyl tert-butyl ether	2.1 UJ	0.63	2.1	5.3	UG/KG
	OT29-FD-H09B1-01-0001	SOIL	FD	Methylene Chloride	2.1 UJ	0.88	2.1	5.3	UG/KG
	OT29-FD-H09B1-01-0001	SOIL	FD	m-Xylene & p-Xylene	2.1 UJ	0.85	2.1	5.3	UG/KG
	OT29-FD-H09B1-01-0001	SOIL	FD	Naphthalene	2.1 U	0.66	2.1	5.3	UG/KG
	OT29-FD-H09B1-01-0001	SOIL	FD	o-Xylene	1.1 UJ	0.35	1.1	5.3	UG/KG
	OT29-FD-H09B1-01-0001	SOIL	FD	Styrene	1.1 UJ	0.33	1.1	5.3	UG/KG
	OT29-FD-H09B1-01-0001	SOIL	FD	Tetrachloroethene	2.1 UJ	0.64	2.1	5.3	UG/KG
	OT29-FD-H09B1-01-0001	SOIL	FD	Toluene	1.5 J	0.64	2.1	5.3	UG/KG
	OT29-FD-H09B1-01-0001	SOIL	FD	trans-1,2-Dichloroethene	1.1 UJ	0.4	1.1	5.3	UG/KG
	OT29-FD-H09B1-01-0001	SOIL	FD	trans-1,3-Dichloropropene	2.1 UJ	0.79	2.1	5.3	UG/KG
	OT29-FD-H09B1-01-0001	SOIL	FD	Trichloroethene	2.1 UJ	0.63	2.1	5.3	UG/KG
	OT29-FD-H09B1-01-0001	SOIL	FD	Trichlorofluoromethane	1.1 UJ	0.36	1.1	5.3	UG/KG
	OT29-FD-H09B1-01-0001	SOIL	FD	Vinyl chloride	1.1 UJ	0.38	1.1	5.3	UG/KG
	OT29-FD-J09A1-05-0001	SOIL	FD	1,1,1-Trichloroethane	1 R	0.38	1	5.2	UG/KG
	OT29-FD-J09A1-05-0001	SOIL	FD	1,1,2,2-Tetrachloroethane	2.1 UJ	0.71	2.1	5.2	UG/KG
	OT29-FD-J09A1-05-0001	SOIL	FD	1,1,2-Trichloro-1,2,2-trifluoroethane	1 R	0.87	1	10	UG/KG
	OT29-FD-J09A1-05-0001	SOIL	FD	1,1,2-Trichloroethane	1 R	0.46	1	5.2	UG/KG

Table 3. Summary of Analytical Results for Discrete Soil Samples for the Open Detonation Unit, Kirtland Air Force Base, December 2015

Method	Sample ID	Matrix	QA/QC Type	Analyte	Result*	DL	LOD	LOQ	Units
SW8260B									
	OT29-FD-J09A1-05-0001	SOIL	FD	1,1-Dichloroethane	1 R	0.3	1	5.2	UG/KG
	OT29-FD-J09A1-05-0001	SOIL	FD	1,1-Dichloroethene	1 R	0.27	1	5.2	UG/KG
	OT29-FD-J09A1-05-0001	SOIL	FD	1,2,3-Trichlorobenzene	2.1 UJ	0.79	2.1	5.2	UG/KG
	OT29-FD-J09A1-05-0001	SOIL	FD	1,2,3-Trichloropropane	2.1 UJ	0.8	2.1	5.2	UG/KG
	OT29-FD-J09A1-05-0001	SOIL	FD	1,2,4-Trichlorobenzene	2.1 UJ	0.79	2.1	5.2	UG/KG
	OT29-FD-J09A1-05-0001	SOIL	FD	1,2,4-Trimethylbenzene	2.1 UJ	0.54	2.1	5.2	UG/KG
	OT29-FD-J09A1-05-0001	SOIL	FD	1,2-Dibromo-3-Chloropropane	2.1 UJ	0.92	2.1	10	UG/KG
	OT29-FD-J09A1-05-0001	SOIL	FD	1,2-Dibromoethane (EDB)	1 UJ	0.28	1	10	UG/KG
	OT29-FD-J09A1-05-0001	SOIL	FD	1,2-Dichlorobenzene	2.1 UJ	0.67	2.1	5.2	UG/KG
	OT29-FD-J09A1-05-0001	SOIL	FD	1,2-Dichloroethane	2.1 R	0.77	2.1	5.2	UG/KG
	OT29-FD-J09A1-05-0001	SOIL	FD	1,2-Dichloropropane	2.1 R	0.63	2.1	5.2	UG/KG
	OT29-FD-J09A1-05-0001	SOIL	FD	1,3,5-Trimethylbenzene	1 UJ	0.37	1	5.2	UG/KG
	OT29-FD-J09A1-05-0001	SOIL	FD	1,3-Dichlorobenzene	1 UJ	0.31	1	5.2	UG/KG
	OT29-FD-J09A1-05-0001	SOIL	FD	1,4-Dichlorobenzene	2.1 UJ	0.82	2.1	5.2	UG/KG
	OT29-FD-J09A1-05-0001	SOIL	FD	1,4-Dioxane	79 UJ	41	79	260	UG/KG
	OT29-FD-J09A1-05-0001	SOIL	FD	2-Butanone (MEK)	5.2 UJ	1.5	5.2	10	UG/KG
	OT29-FD-J09A1-05-0001	SOIL	FD	2-Hexanone	2.1 UJ	0.78	2.1	10	UG/KG
	OT29-FD-J09A1-05-0001	SOIL	FD	4-Methyl-2-pentanone (MIBK)	2.1 UJ	0.97	2.1	10	UG/KG
	OT29-FD-J09A1-05-0001	SOIL	FD	Acetone	6.6 U	1.5	5.2	21	UG/KG
	OT29-FD-J09A1-05-0001	SOIL	FD	Benzene	1 R	0.27	1	5.2	UG/KG
	OT29-FD-J09A1-05-0001	SOIL	FD	Bromochloromethane	2.1 R	0.99	2.1	5.2	UG/KG
	OT29-FD-J09A1-05-0001	SOIL	FD	Bromodichloromethane	2.1 R	0.56	2.1	5.2	UG/KG
	OT29-FD-J09A1-05-0001	SOIL	FD	Bromoform	1 UJ	0.42	1	5.2	UG/KG

Table 3. Summary of Analytical Results for Discrete Soil Samples for the Open Detonation Unit, Kirtland Air Force Base, December 2015

Method	Sample ID	Matrix	QA/QC Type	Analyte	Result*	DL	LOD	LOQ	Units
SW8260B									
	OT29-FD-J09A1-05-0001	SOIL	FD	Bromomethane	2.1 R	0.9	2.1	5.2	UG/KG
	OT29-FD-J09A1-05-0001	SOIL	FD	Carbon disulfide	1 R	0.51	1	10	UG/KG
	OT29-FD-J09A1-05-0001	SOIL	FD	Carbon tetrachloride	2.1 R	0.56	2.1	5.2	UG/KG
	OT29-FD-J09A1-05-0001	SOIL	FD	Chlorobenzene	1 UJ	0.3	1	5.2	UG/KG
	OT29-FD-J09A1-05-0001	SOIL	FD	Chloroethane	1 R	0.47	1	5.2	UG/KG
	OT29-FD-J09A1-05-0001	SOIL	FD	Chloroform	1 R	0.27	1	5.2	UG/KG
	OT29-FD-J09A1-05-0001	SOIL	FD	Chloromethane	1 UJ	0.52	1	5.2	UG/KG
	OT29-FD-J09A1-05-0001	SOIL	FD	cis-1,2-Dichloroethene	2.1 R	0.93	2.1	5.2	UG/KG
	OT29-FD-J09A1-05-0001	SOIL	FD	cis-1,3-Dichloropropene	2.1 R	0.67	2.1	5.2	UG/KG
	OT29-FD-J09A1-05-0001	SOIL	FD	Cyclohexane	1 UN	1	1	10	UG/KG
	OT29-FD-J09A1-05-0001	SOIL	FD	Dibromochloromethane	1 UJ	0.27	1	5.2	UG/KG
	OT29-FD-J09A1-05-0001	SOIL	FD	Dichlorodifluoromethane	2.1 R	0.93	2.1	5.2	UG/KG
	OT29-FD-J09A1-05-0001	SOIL	FD	Ethylbenzene	1 UJ	0.36	1	5.2	UG/KG
	OT29-FD-J09A1-05-0001	SOIL	FD	Isopropylbenzene	2.1 UJ	0.55	2.1	5.2	UG/KG
	OT29-FD-J09A1-05-0001	SOIL	FD	Methyl Acetate	1 UN	1	1	10	UG/KG
	OT29-FD-J09A1-05-0001	SOIL	FD	Methyl cyclohexane	1 UN	1	1	10	UG/KG
	OT29-FD-J09A1-05-0001	SOIL	FD	Methyl tert-butyl ether	2.1 R	0.63	2.1	5.2	UG/KG
	OT29-FD-J09A1-05-0001	SOIL	FD	Methylene Chloride	2.1 R	0.88	2.1	5.2	UG/KG
	OT29-FD-J09A1-05-0001	SOIL	FD	m-Xylene & p-Xylene	2.1 UJ	0.85	2.1	5.2	UG/KG
	OT29-FD-J09A1-05-0001	SOIL	FD	Naphthalene	2.1 UJ	0.66	2.1	5.2	UG/KG
	OT29-FD-J09A1-05-0001	SOIL	FD	o-Xylene	1 UJ	0.35	1	5.2	UG/KG
	OT29-FD-J09A1-05-0001	SOIL	FD	Styrene	1 UJ	0.33	1	5.2	UG/KG
	OT29-FD-J09A1-05-0001	SOIL	FD	Tetrachloroethene	2.1 UJ	0.64	2.1	5.2	UG/KG

Table 3. Summary of Analytical Results for Discrete Soil Samples for the Open Detonation Unit, Kirtland Air Force Base, December 2015

Method	Sample ID	Matrix	QA/QC Type	Analyte	Result*	DL	LOD	LOQ	Units
SW8260B									
	OT29-FD-J09A1-05-0001	SOIL	FD	Toluene	2.1 R	0.64	2.1	5.2	UG/KG
	OT29-FD-J09A1-05-0001	SOIL	FD	trans-1,2-Dichloroethene	1 R	0.4	1	5.2	UG/KG
	OT29-FD-J09A1-05-0001	SOIL	FD	trans-1,3-Dichloropropene	2.1 R	0.79	2.1	5.2	UG/KG
	OT29-FD-J09A1-05-0001	SOIL	FD	Trichloroethene	2.1 R	0.63	2.1	5.2	UG/KG
	OT29-FD-J09A1-05-0001	SOIL	FD	Trichlorofluoromethane	1 R	0.36	1	5.2	UG/KG
	OT29-FD-J09A1-05-0001	SOIL	FD	Vinyl chloride	1 R	0.38	1	5.2	UG/KG
	OT29-FD-J09B2-04-0001	SOIL	FD	1,1,1-Trichloroethane	1.6 U	0.59	1.6	8.2	UG/KG
	OT29-FD-J09B2-04-0001	SOIL	FD	1,1,2,2-Tetrachloroethane	3.3 U	1.1	3.3	8.2	UG/KG
	OT29-FD-J09B2-04-0001	SOIL	FD	1,1,2-Trichloro-1,2,2-trifluoroethane	1.6 U	1.4	1.6	16	UG/KG
	OT29-FD-J09B2-04-0001	SOIL	FD	1,1,2-Trichloroethane	1.6 U	0.72	1.6	8.2	UG/KG
	OT29-FD-J09B2-04-0001	SOIL	FD	1,1-Dichloroethane	1.6 U	0.47	1.6	8.2	UG/KG
	OT29-FD-J09B2-04-0001	SOIL	FD	1,1-Dichloroethene	1.6 U	0.42	1.6	8.2	UG/KG
	OT29-FD-J09B2-04-0001	SOIL	FD	1,2,3-Trichlorobenzene	3.3 U	1.2	3.3	8.2	UG/KG
	OT29-FD-J09B2-04-0001	SOIL	FD	1,2,3-Trichloropropane	3.3 U	1.2	3.3	8.2	UG/KG
	OT29-FD-J09B2-04-0001	SOIL	FD	1,2,4-Trichlorobenzene	3.3 U	1.2	3.3	8.2	UG/KG
	OT29-FD-J09B2-04-0001	SOIL	FD	1,2,4-Trimethylbenzene	3.3 U	0.83	3.3	8.2	UG/KG
	OT29-FD-J09B2-04-0001	SOIL	FD	1,2-Dibromo-3-Chloropropane	3.3 U	1.4	3.3	16	UG/KG
	OT29-FD-J09B2-04-0001	SOIL	FD	1,2-Dibromoethane (EDB)	1.6 U	0.44	1.6	16	UG/KG
	OT29-FD-J09B2-04-0001	SOIL	FD	1,2-Dichlorobenzene	3.3 U	1	3.3	8.2	UG/KG
	OT29-FD-J09B2-04-0001	SOIL	FD	1,2-Dichloroethane	3.3 U	1.2	3.3	8.2	UG/KG
	OT29-FD-J09B2-04-0001	SOIL	FD	1,2-Dichloropropane	3.3 U	0.98	3.3	8.2	UG/KG
	OT29-FD-J09B2-04-0001	SOIL	FD	1,3,5-Trimethylbenzene	1.6 U	0.57	1.6	8.2	UG/KG
	OT29-FD-J09B2-04-0001	SOIL	FD	1,3-Dichlorobenzene	1.6 U	0.49	1.6	8.2	UG/KG

Table 3. Summary of Analytical Results for Discrete Soil Samples for the Open Detonation Unit, Kirtland Air Force Base, December 2015

Method	Sample ID	Matrix	QA/QC Type	Analyte	Result*	DL	LOD	LOQ	Units
SW8260B									
	OT29-FD-J09B2-04-0001	SOIL	FD	1,4-Dichlorobenzene	3.3 U	1.3	3.3	8.2	UG/KG
	OT29-FD-J09B2-04-0001	SOIL	FD	1,4-Dioxane	120 U	64	120	410	UG/KG
	OT29-FD-J09B2-04-0001	SOIL	FD	2-Butanone (MEK)	4.4 U	2.3	8.2	16	UG/KG
	OT29-FD-J09B2-04-0001	SOIL	FD	2-Hexanone	3.3 U	1.2	3.3	16	UG/KG
	OT29-FD-J09B2-04-0001	SOIL	FD	4-Methyl-2-pentanone (MIBK)	3.3 U	1.5	3.3	16	UG/KG
	OT29-FD-J09B2-04-0001	SOIL	FD	Acetone	21 U	2.3	8.2	33	UG/KG
	OT29-FD-J09B2-04-0001	SOIL	FD	Benzene	1.4 J	0.42	1.6	8.2	UG/KG
	OT29-FD-J09B2-04-0001	SOIL	FD	Bromochloromethane	3.3 U	1.5	3.3	8.2	UG/KG
	OT29-FD-J09B2-04-0001	SOIL	FD	Bromodichloromethane	3.3 U	0.87	3.3	8.2	UG/KG
	OT29-FD-J09B2-04-0001	SOIL	FD	Bromoform	1.6 U	0.65	1.6	8.2	UG/KG
	OT29-FD-J09B2-04-0001	SOIL	FD	Bromomethane	4 J	1.4	3.3	8.2	UG/KG
	OT29-FD-J09B2-04-0001	SOIL	FD	Carbon disulfide	1.6 U	0.8	1.6	16	UG/KG
	OT29-FD-J09B2-04-0001	SOIL	FD	Carbon tetrachloride	3.3 U	0.87	3.3	8.2	UG/KG
	OT29-FD-J09B2-04-0001	SOIL	FD	Chlorobenzene	1.6 U	0.47	1.6	8.2	UG/KG
	OT29-FD-J09B2-04-0001	SOIL	FD	Chloroethane	1.6 U	0.74	1.6	8.2	UG/KG
	OT29-FD-J09B2-04-0001	SOIL	FD	Chloroform	1.6 U	0.42	1.6	8.2	UG/KG
	OT29-FD-J09B2-04-0001	SOIL	FD	Chloromethane	1.6 U	0.82	1.6	8.2	UG/KG
	OT29-FD-J09B2-04-0001	SOIL	FD	cis-1,2-Dichloroethene	3.3 U	1.5	3.3	8.2	UG/KG
	OT29-FD-J09B2-04-0001	SOIL	FD	cis-1,3-Dichloropropene	3.3 U	1	3.3	8.2	UG/KG
	OT29-FD-J09B2-04-0001	SOIL	FD	Cyclohexane	1.6 UN	1.6	1.6	16	UG/KG
	OT29-FD-J09B2-04-0001	SOIL	FD	Dibromochloromethane	1.6 U	0.42	1.6	8.2	UG/KG
	OT29-FD-J09B2-04-0001	SOIL	FD	Dichlorodifluoromethane	3.3 U	1.5	3.3	8.2	UG/KG
	OT29-FD-J09B2-04-0001	SOIL	FD	Ethylbenzene	1.6 U	0.56	1.6	8.2	UG/KG

Table 3. Summary of Analytical Results for Discrete Soil Samples for the Open Detonation Unit, Kirtland Air Force Base, December 2015

Method	Sample ID	Matrix	QA/QC Type	Analyte	Result*	DL	LOD	LOQ	Units
SW8260B									
	OT29-FD-J09B2-04-0001	SOIL	FD	Isopropylbenzene	3.3 U	0.85	3.3	8.2	UG/KG
	OT29-FD-J09B2-04-0001	SOIL	FD	Methyl Acetate	1.6 UN	1.6	1.6	16	UG/KG
	OT29-FD-J09B2-04-0001	SOIL	FD	Methyl cyclohexane	1.6 UN	1.6	1.6	16	UG/KG
	OT29-FD-J09B2-04-0001	SOIL	FD	Methyl tert-butyl ether	3.3 U	0.98	3.3	8.2	UG/KG
	OT29-FD-J09B2-04-0001	SOIL	FD	Methylene Chloride	3.3 U	1.4	3.3	8.2	UG/KG
	OT29-FD-J09B2-04-0001	SOIL	FD	m-Xylene & p-Xylene	3.3 U	1.3	3.3	8.2	UG/KG
	OT29-FD-J09B2-04-0001	SOIL	FD	Naphthalene	3.3 U	1	3.3	8.2	UG/KG
	OT29-FD-J09B2-04-0001	SOIL	FD	o-Xylene	1.6 U	0.54	1.6	8.2	UG/KG
	OT29-FD-J09B2-04-0001	SOIL	FD	Styrene	1.6 U	0.51	1.6	8.2	UG/KG
	OT29-FD-J09B2-04-0001	SOIL	FD	Tetrachloroethene	3.3 U	1	3.3	8.2	UG/KG
	OT29-FD-J09B2-04-0001	SOIL	FD	Toluene	3.5 J	1	3.3	8.2	UG/KG
	OT29-FD-J09B2-04-0001	SOIL	FD	trans-1,2-Dichloroethene	1.6 U	0.62	1.6	8.2	UG/KG
	OT29-FD-J09B2-04-0001	SOIL	FD	trans-1,3-Dichloropropene	3.3 U	1.2	3.3	8.2	UG/KG
	OT29-FD-J09B2-04-0001	SOIL	FD	Trichloroethene	3.3 U	0.98	3.3	8.2	UG/KG
	OT29-FD-J09B2-04-0001	SOIL	FD	Trichlorofluoromethane	1.6 U	0.56	1.6	8.2	UG/KG
	OT29-FD-J09B2-04-0001	SOIL	FD	Vinyl chloride	1.6 U	0.59	1.6	8.2	UG/KG
	OT29-FD-JO9B1-01-0001	SOIL	FD	1,1,1-Trichloroethane	1.1 UJ	0.39	1.1	5.4	UG/KG
	OT29-FD-JO9B1-01-0001	SOIL	FD	1,1,2,2-Tetrachloroethane	2.2 UJ	0.74	2.2	5.4	UG/KG
	OT29-FD-JO9B1-01-0001	SOIL	FD	1,1,2-Trichloro-1,2,2-trifluoroethane	1.1 UJ	0.9	1.1	11	UG/KG
	OT29-FD-JO9B1-01-0001	SOIL	FD	1,1,2-Trichloroethane	1.1 UJ	0.48	1.1	5.4	UG/KG
	OT29-FD-JO9B1-01-0001	SOIL	FD	1,1-Dichloroethane	1.1 UJ	0.31	1.1	5.4	UG/KG
	OT29-FD-JO9B1-01-0001	SOIL	FD	1,1-Dichloroethene	1.1 UJ	0.28	1.1	5.4	UG/KG
	OT29-FD-JO9B1-01-0001	SOIL	FD	1,2,3-Trichlorobenzene	2.2 UJ	0.81	2.2	5.4	UG/KG

Table 3. Summary of Analytical Results for Discrete Soil Samples for the Open Detonation Unit, Kirtland Air Force Base, December 2015

Method	Sample ID	Matrix	QA/QC Type	Analyte	Result*	DL	LOD	LOQ	Units
SW8260B									
	OT29-FD-JO9B1-01-0001	SOIL	FD	1,2,3-Trichloropropane	2.2 UJ	0.82	2.2	5.4	UG/KG
	OT29-FD-JO9B1-01-0001	SOIL	FD	1,2,4-Trichlorobenzene	2.2 UJ	0.81	2.2	5.4	UG/KG
	OT29-FD-JO9B1-01-0001	SOIL	FD	1,2,4-Trimethylbenzene	2.2 UJ	0.55	2.2	5.4	UG/KG
	OT29-FD-JO9B1-01-0001	SOIL	FD	1,2-Dibromo-3-Chloropropane	2.2 UJ	0.95	2.2	11	UG/KG
	OT29-FD-JO9B1-01-0001	SOIL	FD	1,2-Dibromoethane (EDB)	1.1 UJ	0.29	1.1	11	UG/KG
	OT29-FD-JO9B1-01-0001	SOIL	FD	1,2-Dichlorobenzene	2.2 UJ	0.69	2.2	5.4	UG/KG
	OT29-FD-JO9B1-01-0001	SOIL	FD	1,2-Dichloroethane	2.2 UJ	0.79	2.2	5.4	UG/KG
	OT29-FD-JO9B1-01-0001	SOIL	FD	1,2-Dichloropropane	2.2 UJ	0.65	2.2	5.4	UG/KG
	OT29-FD-JO9B1-01-0001	SOIL	FD	1,3,5-Trimethylbenzene	1.1 UJ	0.38	1.1	5.4	UG/KG
	OT29-FD-JO9B1-01-0001	SOIL	FD	1,3-Dichlorobenzene	1.1 UJ	0.33	1.1	5.4	UG/KG
	OT29-FD-JO9B1-01-0001	SOIL	FD	1,4-Dichlorobenzene	2.2 UJ	0.85	2.2	5.4	UG/KG
	OT29-FD-JO9B1-01-0001	SOIL	FD	1,4-Dioxane	81 U	42	81	270	UG/KG
	OT29-FD-JO9B1-01-0001	SOIL	FD	2-Butanone (MEK)	5.4 UJ	1.5	5.4	11	UG/KG
	OT29-FD-JO9B1-01-0001	SOIL	FD	2-Hexanone	2.2 UJ	0.8	2.2	11	UG/KG
	OT29-FD-JO9B1-01-0001	SOIL	FD	4-Methyl-2-pentanone (MIBK)	2.2 UJ	1	2.2	11	UG/KG
	OT29-FD-JO9B1-01-0001	SOIL	FD	Acetone	5.4 UJ	1.5	5.4	22	UG/KG
	OT29-FD-JO9B1-01-0001	SOIL	FD	Benzene	1.1 UJ	0.28	1.1	5.4	UG/KG
	OT29-FD-JO9B1-01-0001	SOIL	FD	Bromochloromethane	2.2 UJ	1	2.2	5.4	UG/KG
	OT29-FD-JO9B1-01-0001	SOIL	FD	Bromodichloromethane	2.2 UJ	0.57	2.2	5.4	UG/KG
	OT29-FD-JO9B1-01-0001	SOIL	FD	Bromoform	1.1 UJ	0.43	1.1	5.4	UG/KG
	OT29-FD-JO9B1-01-0001	SOIL	FD	Bromomethane	2.2 UJ	0.93	2.2	5.4	UG/KG
	OT29-FD-JO9B1-01-0001	SOIL	FD	Carbon disulfide	1.1 UJ	0.53	1.1	11	UG/KG
	OT29-FD-JO9B1-01-0001	SOIL	FD	Carbon tetrachloride	2.2 UJ	0.57	2.2	5.4	UG/KG

Table 3. Summary of Analytical Results for Discrete Soil Samples for the Open Detonation Unit, Kirtland Air Force Base, December 2015

Method	Sample ID	Matrix	QA/QC Type	Analyte	Result*	DL	LOD	LOQ	Units
SW8260B									
	OT29-FD-JO9B1-01-0001	SOIL	FD	Chlorobenzene	1.1 UJ	0.31	1.1	5.4	UG/KG
	OT29-FD-JO9B1-01-0001	SOIL	FD	Chloroethane	1.1 UJ	0.49	1.1	5.4	UG/KG
	OT29-FD-JO9B1-01-0001	SOIL	FD	Chloroform	1.1 UJ	0.28	1.1	5.4	UG/KG
	OT29-FD-JO9B1-01-0001	SOIL	FD	Chloromethane	1.1 UJ	0.54	1.1	5.4	UG/KG
	OT29-FD-JO9B1-01-0001	SOIL	FD	cis-1,2-Dichloroethene	2.2 UJ	0.97	2.2	5.4	UG/KG
	OT29-FD-JO9B1-01-0001	SOIL	FD	cis-1,3-Dichloropropene	2.2 UJ	0.69	2.2	5.4	UG/KG
	OT29-FD-JO9B1-01-0001	SOIL	FD	Cyclohexane	1.1 UN	1.1	1.1	11	UG/KG
	OT29-FD-JO9B1-01-0001	SOIL	FD	Dibromochloromethane	1.1 UJ	0.28	1.1	5.4	UG/KG
	OT29-FD-JO9B1-01-0001	SOIL	FD	Dichlorodifluoromethane	2.2 UJ	0.97	2.2	5.4	UG/KG
	OT29-FD-JO9B1-01-0001	SOIL	FD	Ethylbenzene	1.1 UJ	0.37	1.1	5.4	UG/KG
	OT29-FD-JO9B1-01-0001	SOIL	FD	Isopropylbenzene	2.2 UJ	0.56	2.2	5.4	UG/KG
	OT29-FD-JO9B1-01-0001	SOIL	FD	Methyl Acetate	1.1 UN	1.1	1.1	11	UG/KG
	OT29-FD-JO9B1-01-0001	SOIL	FD	Methyl cyclohexane	1.1 UN	1.1	1.1	11	UG/KG
	OT29-FD-JO9B1-01-0001	SOIL	FD	Methyl tert-butyl ether	2.2 UJ	0.65	2.2	5.4	UG/KG
	OT29-FD-JO9B1-01-0001	SOIL	FD	Methylene Chloride	2.2 UJ	0.91	2.2	5.4	UG/KG
	OT29-FD-JO9B1-01-0001	SOIL	FD	m-Xylene & p-Xylene	2.2 UJ	0.88	2.2	5.4	UG/KG
	OT29-FD-JO9B1-01-0001	SOIL	FD	Naphthalene	2.2 UJ	0.68	2.2	5.4	UG/KG
	OT29-FD-JO9B1-01-0001	SOIL	FD	o-Xylene	1.1 UJ	0.36	1.1	5.4	UG/KG
	OT29-FD-JO9B1-01-0001	SOIL	FD	Styrene	1.1 UJ	0.34	1.1	5.4	UG/KG
	OT29-FD-JO9B1-01-0001	SOIL	FD	Tetrachloroethene	2.2 UJ	0.66	2.2	5.4	UG/KG
	OT29-FD-JO9B1-01-0001	SOIL	FD	Toluene	2.2 UJ	0.66	2.2	5.4	UG/KG
	OT29-FD-JO9B1-01-0001	SOIL	FD	trans-1,2-Dichloroethene	1.1 UJ	0.41	1.1	5.4	UG/KG
	OT29-FD-JO9B1-01-0001	SOIL	FD	trans-1,3-Dichloropropene	2.2 UJ	0.81	2.2	5.4	UG/KG

Table 3. Summary of Analytical Results for Discrete Soil Samples for the Open Detonation Unit, Kirtland Air Force Base, December 2015

Method	Sample ID	Matrix	QA/QC Type	Analyte	Result*	DL	LOD	LOQ	Units
SW8260B									
	OT29-FD-JO9B1-01-0001	SOIL	FD	Trichloroethene	2.2 UJ	0.65	2.2	5.4	UG/KG
	OT29-FD-JO9B1-01-0001	SOIL	FD	Trichlorofluoromethane	1.1 UJ	0.37	1.1	5.4	UG/KG
	OT29-FD-JO9B1-01-0001	SOIL	FD	Vinyl chloride	1.1 UJ	0.39	1.1	5.4	UG/KG
	OT29-SO-H09B1-01-0001	SOIL	N	1,1,1-Trichloroethane	1.1 UJ	0.4	1.1	5.5	UG/KG
	OT29-SO-H09B1-01-0001	SOIL	N	1,1,2,2-Tetrachloroethane	2.2 UJ	0.75	2.2	5.5	UG/KG
	OT29-SO-H09B1-01-0001	SOIL	N	1,1,2-Trichloro-1,2,2-trifluoroethane	1.1 UJ	0.91	1.1	11	UG/KG
	OT29-SO-H09B1-01-0001	SOIL	N	1,1,2-Trichloroethane	1.1 UJ	0.48	1.1	5.5	UG/KG
	OT29-SO-H09B1-01-0001	SOIL	N	1,1-Dichloroethane	1.1 UJ	0.32	1.1	5.5	UG/KG
	OT29-SO-H09B1-01-0001	SOIL	N	1,1-Dichloroethene	1.1 UJ	0.29	1.1	5.5	UG/KG
	OT29-SO-H09B1-01-0001	SOIL	N	1,2,3-Trichlorobenzene	2.2 UJ	0.82	2.2	5.5	UG/KG
	OT29-SO-H09B1-01-0001	SOIL	N	1,2,3-Trichloropropane	2.2 UJ	0.84	2.2	5.5	UG/KG
	OT29-SO-H09B1-01-0001	SOIL	N	1,2,4-Trichlorobenzene	2.2 UJ	0.82	2.2	5.5	UG/KG
	OT29-SO-H09B1-01-0001	SOIL	N	1,2,4-Trimethylbenzene	2.2 UJ	0.56	2.2	5.5	UG/KG
	OT29-SO-H09B1-01-0001	SOIL	N	1,2-Dibromo-3-Chloropropane	2.2 UJ	0.97	2.2	11	UG/KG
	OT29-SO-H09B1-01-0001	SOIL	N	1,2-Dibromoethane (EDB)	1.1 UJ	0.3	1.1	11	UG/KG
	OT29-SO-H09B1-01-0001	SOIL	N	1,2-Dichlorobenzene	2.2 UJ	0.7	2.2	5.5	UG/KG
	OT29-SO-H09B1-01-0001	SOIL	N	1,2-Dichloroethane	2.2 UJ	0.8	2.2	5.5	UG/KG
	OT29-SO-H09B1-01-0001	SOIL	N	1,2-Dichloropropane	2.2 UJ	0.66	2.2	5.5	UG/KG
	OT29-SO-H09B1-01-0001	SOIL	N	1,3,5-Trimethylbenzene	1.1 UJ	0.38	1.1	5.5	UG/KG
	OT29-SO-H09B1-01-0001	SOIL	N	1,3-Dichlorobenzene	1.1 UJ	0.33	1.1	5.5	UG/KG
	OT29-SO-H09B1-01-0001	SOIL	N	1,4-Dichlorobenzene	2.2 UJ	0.86	2.2	5.5	UG/KG
	OT29-SO-H09B1-01-0001	SOIL	N	1,4-Dioxane	82 U	43	82	270	UG/KG
	OT29-SO-H09B1-01-0001	SOIL	N	2-Butanone (MEK)	2.5 U	1.5	5.5	11	UG/KG

Table 3. Summary of Analytical Results for Discrete Soil Samples for the Open Detonation Unit, Kirtland Air Force Base, December 2015

Method	Sample ID	Matrix	QA/QC Type	Analyte	Result*	DL	LOD	LOQ	Units
SW8260B									
	OT29-SO-H09B1-01-0001	SOIL	N	2-Hexanone	2.2 U	0.81	2.2	11	UG/KG
	OT29-SO-H09B1-01-0001	SOIL	N	4-Methyl-2-pentanone (MIBK)	2.2 U	1	2.2	11	UG/KG
	OT29-SO-H09B1-01-0001	SOIL	N	Acetone	18 U	1.5	5.5	22	UG/KG
	OT29-SO-H09B1-01-0001	SOIL	N	Benzene	0.56 J	0.29	1.1	5.5	UG/KG
	OT29-SO-H09B1-01-0001	SOIL	N	Bromochloromethane	2.2 UJ	1	2.2	5.5	UG/KG
	OT29-SO-H09B1-01-0001	SOIL	N	Bromodichloromethane	2.2 UJ	0.58	2.2	5.5	UG/KG
	OT29-SO-H09B1-01-0001	SOIL	N	Bromoform	1.1 UJ	0.44	1.1	5.5	UG/KG
	OT29-SO-H09B1-01-0001	SOIL	N	Bromomethane	2.2 UJ	0.95	2.2	5.5	UG/KG
	OT29-SO-H09B1-01-0001	SOIL	N	Carbon disulfide	1.1 UJ	0.54	1.1	11	UG/KG
	OT29-SO-H09B1-01-0001	SOIL	N	Carbon tetrachloride	2.2 UJ	0.58	2.2	5.5	UG/KG
	OT29-SO-H09B1-01-0001	SOIL	N	Chlorobenzene	1.1 UJ	0.32	1.1	5.5	UG/KG
	OT29-SO-H09B1-01-0001	SOIL	N	Chloroethane	1.1 UJ	0.49	1.1	5.5	UG/KG
	OT29-SO-H09B1-01-0001	SOIL	N	Chloroform	1.1 UJ	0.29	1.1	5.5	UG/KG
	OT29-SO-H09B1-01-0001	SOIL	N	Chloromethane	1.1 UJ	0.55	1.1	5.5	UG/KG
	OT29-SO-H09B1-01-0001	SOIL	N	cis-1,2-Dichloroethene	2.2 UJ	0.98	2.2	5.5	UG/KG
	OT29-SO-H09B1-01-0001	SOIL	N	cis-1,3-Dichloropropene	2.2 UJ	0.7	2.2	5.5	UG/KG
	OT29-SO-H09B1-01-0001	SOIL	N	Cyclohexane	1.1 UN	1.1	1.1	11	UG/KG
	OT29-SO-H09B1-01-0001	SOIL	N	Dibromochloromethane	1.1 UJ	0.29	1.1	5.5	UG/KG
	OT29-SO-H09B1-01-0001	SOIL	N	Dichlorodifluoromethane	2.2 UJ	0.98	2.2	5.5	UG/KG
	OT29-SO-H09B1-01-0001	SOIL	N	Ethylbenzene	1.1 UJ	0.37	1.1	5.5	UG/KG
	OT29-SO-H09B1-01-0001	SOIL	N	Isopropylbenzene	2.2 UJ	0.57	2.2	5.5	UG/KG
	OT29-SO-H09B1-01-0001	SOIL	N	Methyl Acetate	1.1 UN	1.1	1.1	11	UG/KG
	OT29-SO-H09B1-01-0001	SOIL	N	Methyl cyclohexane	1.1 UN	1.1	1.1	11	UG/KG

Table 3. Summary of Analytical Results for Discrete Soil Samples for the Open Detonation Unit, Kirtland Air Force Base, December 2015

Method	Sample ID	Matrix	QA/QC Type	Analyte	Result*	DL	LOD	LOQ	Units
SW8260B									
	OT29-SO-H09B1-01-0001	SOIL	N	Methyl tert-butyl ether	2.2 UJ	0.66	2.2	5.5	UG/KG
	OT29-SO-H09B1-01-0001	SOIL	N	Methylene Chloride	2.2 UJ	0.92	2.2	5.5	UG/KG
	OT29-SO-H09B1-01-0001	SOIL	N	m-Xylene & p-Xylene	2.2 UJ	0.89	2.2	5.5	UG/KG
	OT29-SO-H09B1-01-0001	SOIL	N	Naphthalene	2.2 UJ	0.69	2.2	5.5	UG/KG
	OT29-SO-H09B1-01-0001	SOIL	N	o-Xylene	1.1 UJ	0.36	1.1	5.5	UG/KG
	OT29-SO-H09B1-01-0001	SOIL	N	Styrene	1.1 UJ	0.34	1.1	5.5	UG/KG
	OT29-SO-H09B1-01-0001	SOIL	N	Tetrachloroethene	2.2 UJ	0.67	2.2	5.5	UG/KG
	OT29-SO-H09B1-01-0001	SOIL	N	Toluene	0.85 J	0.67	2.2	5.5	UG/KG
	OT29-SO-H09B1-01-0001	SOIL	N	trans-1,2-Dichloroethene	1.1 UJ	0.42	1.1	5.5	UG/KG
	OT29-SO-H09B1-01-0001	SOIL	N	trans-1,3-Dichloropropene	2.2 UJ	0.82	2.2	5.5	UG/KG
	OT29-SO-H09B1-01-0001	SOIL	N	Trichloroethene	2.2 UJ	0.66	2.2	5.5	UG/KG
	OT29-SO-H09B1-01-0001	SOIL	N	Trichlorofluoromethane	1.1 UJ	0.37	1.1	5.5	UG/KG
	OT29-SO-H09B1-01-0001	SOIL	N	Vinyl chloride	1.1 UJ	0.4	1.1	5.5	UG/KG
	OT29-SO-H09B1-01-1415	SOIL	N	1,1,1-Trichloroethane	1.1 UJ	0.4	1.1	5.5	UG/KG
	OT29-SO-H09B1-01-1415	SOIL	N	1,1,2,2-Tetrachloroethane	2.2 UJ	0.75	2.2	5.5	UG/KG
	OT29-SO-H09B1-01-1415	SOIL	N	1,1,2-Trichloro-1,2,2-trifluoroethane	1.1 UJ	0.91	1.1	11	UG/KG
	OT29-SO-H09B1-01-1415	SOIL	N	1,1,2-Trichloroethane	1.1 UJ	0.48	1.1	5.5	UG/KG
	OT29-SO-H09B1-01-1415	SOIL	N	1,1-Dichloroethane	1.1 UJ	0.32	1.1	5.5	UG/KG
	OT29-SO-H09B1-01-1415	SOIL	N	1,1-Dichloroethene	1.1 UJ	0.29	1.1	5.5	UG/KG
	OT29-SO-H09B1-01-1415	SOIL	N	1,2,3-Trichlorobenzene	2.2 UJ	0.82	2.2	5.5	UG/KG
	OT29-SO-H09B1-01-1415	SOIL	N	1,2,3-Trichloropropane	2.2 UJ	0.84	2.2	5.5	UG/KG
	OT29-SO-H09B1-01-1415	SOIL	N	1,2,4-Trichlorobenzene	2.2 UJ	0.82	2.2	5.5	UG/KG
	OT29-SO-H09B1-01-1415	SOIL	N	1,2,4-Trimethylbenzene	2.2 UJ	0.56	2.2	5.5	UG/KG

Table 3. Summary of Analytical Results for Discrete Soil Samples for the Open Detonation Unit, Kirtland Air Force Base, December 2015

Method	Sample ID	Matrix	QA/QC Type	Analyte	Result*	DL	LOD	LOQ	Units
SW8260B									
	OT29-SO-H09B1-01-1415	SOIL	N	1,2-Dibromo-3-Chloropropane	2.2 UJ	0.97	2.2	11	UG/KG
	OT29-SO-H09B1-01-1415	SOIL	N	1,2-Dibromoethane (EDB)	1.1 UJ	0.3	1.1	11	UG/KG
	OT29-SO-H09B1-01-1415	SOIL	N	1,2-Dichlorobenzene	2.2 UJ	0.7	2.2	5.5	UG/KG
	OT29-SO-H09B1-01-1415	SOIL	N	1,2-Dichloroethane	2.2 UJ	0.8	2.2	5.5	UG/KG
	OT29-SO-H09B1-01-1415	SOIL	N	1,2-Dichloropropane	2.2 UJ	0.66	2.2	5.5	UG/KG
	OT29-SO-H09B1-01-1415	SOIL	N	1,3,5-Trimethylbenzene	1.1 UJ	0.38	1.1	5.5	UG/KG
	OT29-SO-H09B1-01-1415	SOIL	N	1,3-Dichlorobenzene	1.1 UJ	0.33	1.1	5.5	UG/KG
	OT29-SO-H09B1-01-1415	SOIL	N	1,4-Dichlorobenzene	2.2 UJ	0.86	2.2	5.5	UG/KG
	OT29-SO-H09B1-01-1415	SOIL	N	1,4-Dioxane	82 UJ	43	82	270	UG/KG
	OT29-SO-H09B1-01-1415	SOIL	N	2-Butanone (MEK)	5.5 UJ	1.5	5.5	11	UG/KG
	OT29-SO-H09B1-01-1415	SOIL	N	2-Hexanone	2.2 UJ	0.81	2.2	11	UG/KG
	OT29-SO-H09B1-01-1415	SOIL	N	4-Methyl-2-pentanone (MIBK)	2.2 UJ	1	2.2	11	UG/KG
	OT29-SO-H09B1-01-1415	SOIL	N	Acetone	17 U	1.5	5.5	22	UG/KG
	OT29-SO-H09B1-01-1415	SOIL	N	Benzene	1.1 UJ	0.29	1.1	5.5	UG/KG
	OT29-SO-H09B1-01-1415	SOIL	N	Bromochloromethane	2.2 UJ	1	2.2	5.5	UG/KG
	OT29-SO-H09B1-01-1415	SOIL	N	Bromodichloromethane	2.2 UJ	0.58	2.2	5.5	UG/KG
	OT29-SO-H09B1-01-1415	SOIL	N	Bromoform	1.1 UJ	0.44	1.1	5.5	UG/KG
	OT29-SO-H09B1-01-1415	SOIL	N	Bromomethane	2.2 UJ	0.95	2.2	5.5	UG/KG
	OT29-SO-H09B1-01-1415	SOIL	N	Carbon disulfide	1.1 UJ	0.54	1.1	11	UG/KG
	OT29-SO-H09B1-01-1415	SOIL	N	Carbon tetrachloride	2.2 UJ	0.58	2.2	5.5	UG/KG
	OT29-SO-H09B1-01-1415	SOIL	N	Chlorobenzene	1.1 UJ	0.32	1.1	5.5	UG/KG
	OT29-SO-H09B1-01-1415	SOIL	N	Chloroethane	1.1 UJ	0.49	1.1	5.5	UG/KG
	OT29-SO-H09B1-01-1415	SOIL	N	Chloroform	1.1 UJ	0.29	1.1	5.5	UG/KG

Table 3. Summary of Analytical Results for Discrete Soil Samples for the Open Detonation Unit, Kirtland Air Force Base, December 2015

Method	Sample ID	Matrix	QA/QC Type	Analyte	Result*	DL	LOD	LOQ	Units
SW8260B									
	OT29-SO-H09B1-01-1415	SOIL	N	Chloromethane	1.1 UJ	0.55	1.1	5.5	UG/KG
	OT29-SO-H09B1-01-1415	SOIL	N	cis-1,2-Dichloroethene	2.2 UJ	0.98	2.2	5.5	UG/KG
	OT29-SO-H09B1-01-1415	SOIL	N	cis-1,3-Dichloropropene	2.2 UJ	0.7	2.2	5.5	UG/KG
	OT29-SO-H09B1-01-1415	SOIL	N	Cyclohexane	1.1 UN	1.1	1.1	11	UG/KG
	OT29-SO-H09B1-01-1415	SOIL	N	Dibromochloromethane	1.1 UJ	0.29	1.1	5.5	UG/KG
	OT29-SO-H09B1-01-1415	SOIL	N	Dichlorodifluoromethane	2.2 UJ	0.98	2.2	5.5	UG/KG
	OT29-SO-H09B1-01-1415	SOIL	N	Ethylbenzene	1.1 UJ	0.37	1.1	5.5	UG/KG
	OT29-SO-H09B1-01-1415	SOIL	N	Isopropylbenzene	2.2 UJ	0.57	2.2	5.5	UG/KG
	OT29-SO-H09B1-01-1415	SOIL	N	Methyl Acetate	1.1 UN	1.1	1.1	11	UG/KG
	OT29-SO-H09B1-01-1415	SOIL	N	Methyl cyclohexane	1.1 UN	1.1	1.1	11	UG/KG
	OT29-SO-H09B1-01-1415	SOIL	N	Methyl tert-butyl ether	2.2 UJ	0.66	2.2	5.5	UG/KG
	OT29-SO-H09B1-01-1415	SOIL	N	Methylene Chloride	2.2 UJ	0.92	2.2	5.5	UG/KG
	OT29-SO-H09B1-01-1415	SOIL	N	m-Xylene & p-Xylene	2.2 UJ	0.89	2.2	5.5	UG/KG
	OT29-SO-H09B1-01-1415	SOIL	N	Naphthalene	2.2 UJ	0.69	2.2	5.5	UG/KG
	OT29-SO-H09B1-01-1415	SOIL	N	o-Xylene	1.1 UJ	0.36	1.1	5.5	UG/KG
	OT29-SO-H09B1-01-1415	SOIL	N	Styrene	1.1 UJ	0.34	1.1	5.5	UG/KG
	OT29-SO-H09B1-01-1415	SOIL	N	Tetrachloroethene	2.2 UJ	0.67	2.2	5.5	UG/KG
	OT29-SO-H09B1-01-1415	SOIL	N	Toluene	0.78 J	0.67	2.2	5.5	UG/KG
	OT29-SO-H09B1-01-1415	SOIL	N	trans-1,2-Dichloroethene	1.1 UJ	0.42	1.1	5.5	UG/KG
	OT29-SO-H09B1-01-1415	SOIL	N	trans-1,3-Dichloropropene	2.2 UJ	0.82	2.2	5.5	UG/KG
	OT29-SO-H09B1-01-1415	SOIL	N	Trichloroethene	2.2 UJ	0.66	2.2	5.5	UG/KG
	OT29-SO-H09B1-01-1415	SOIL	N	Trichlorofluoromethane	1.1 UJ	0.37	1.1	5.5	UG/KG
	OT29-SO-H09B1-01-1415	SOIL	N	Vinyl chloride	1.1 UJ	0.4	1.1	5.5	UG/KG

Table 3. Summary of Analytical Results for Discrete Soil Samples for the Open Detonation Unit, Kirtland Air Force Base, December 2015

Method	Sample ID	Matrix	QA/QC Type	Analyte	Result*	DL	LOD	LOQ	Units
SW8260B									
	OT29-SO-J09A1-02-0001	SOIL	N	1,1,1-Trichloroethane	1.1 UJ	0.39	1.1	5.4	UG/KG
	OT29-SO-J09A1-02-0001	SOIL	N	1,1,2,2-Tetrachloroethane	2.1 UJ	0.73	2.1	5.4	UG/KG
	OT29-SO-J09A1-02-0001	SOIL	N	1,1,2-Trichloro-1,2,2-trifluoroethane	1.1 UJ	0.89	1.1	11	UG/KG
	OT29-SO-J09A1-02-0001	SOIL	N	1,1,2-Trichloroethane	1.1 UJ	0.47	1.1	5.4	UG/KG
	OT29-SO-J09A1-02-0001	SOIL	N	1,1-Dichloroethane	1.1 UJ	0.31	1.1	5.4	UG/KG
	OT29-SO-J09A1-02-0001	SOIL	N	1,1-Dichloroethene	1.1 UJ	0.28	1.1	5.4	UG/KG
	OT29-SO-J09A1-02-0001	SOIL	N	1,2,3-Trichlorobenzene	2.1 UJ	0.8	2.1	5.4	UG/KG
	OT29-SO-J09A1-02-0001	SOIL	N	1,2,3-Trichloropropane	2.1 UJ	0.82	2.1	5.4	UG/KG
	OT29-SO-J09A1-02-0001	SOIL	N	1,2,4-Trichlorobenzene	2.1 UJ	0.8	2.1	5.4	UG/KG
	OT29-SO-J09A1-02-0001	SOIL	N	1,2,4-Trimethylbenzene	2.1 UJ	0.55	2.1	5.4	UG/KG
	OT29-SO-J09A1-02-0001	SOIL	N	1,2-Dibromo-3-Chloropropane	2.1 UJ	0.94	2.1	11	UG/KG
	OT29-SO-J09A1-02-0001	SOIL	N	1,2-Dibromoethane (EDB)	1.1 UJ	0.29	1.1	11	UG/KG
	OT29-SO-J09A1-02-0001	SOIL	N	1,2-Dichlorobenzene	2.1 UJ	0.69	2.1	5.4	UG/KG
	OT29-SO-J09A1-02-0001	SOIL	N	1,2-Dichloroethane	2.1 UJ	0.78	2.1	5.4	UG/KG
	OT29-SO-J09A1-02-0001	SOIL	N	1,2-Dichloropropane	2.1 UJ	0.64	2.1	5.4	UG/KG
	OT29-SO-J09A1-02-0001	SOIL	N	1,3,5-Trimethylbenzene	1.1 UJ	0.38	1.1	5.4	UG/KG
	OT29-SO-J09A1-02-0001	SOIL	N	1,3-Dichlorobenzene	1.1 UJ	0.32	1.1	5.4	UG/KG
	OT29-SO-J09A1-02-0001	SOIL	N	1,4-Dichlorobenzene	2.1 UJ	0.84	2.1	5.4	UG/KG
	OT29-SO-J09A1-02-0001	SOIL	N	1,4-Dioxane	80 U	42	80	270	UG/KG
	OT29-SO-J09A1-02-0001	SOIL	N	2-Butanone (MEK)	5.4 UJ	1.5	5.4	11	UG/KG
	OT29-SO-J09A1-02-0001	SOIL	N	2-Hexanone	2.1 UJ	0.79	2.1	11	UG/KG
	OT29-SO-J09A1-02-0001	SOIL	N	4-Methyl-2-pentanone (MIBK)	2.1 UJ	0.99	2.1	11	UG/KG
	OT29-SO-J09A1-02-0001	SOIL	N	Acetone	19 U	1.5	5.4	21	UG/KG

Table 3. Summary of Analytical Results for Discrete Soil Samples for the Open Detonation Unit, Kirtland Air Force Base, December 2015

Method	Sample ID	Matrix	QA/QC Type	Analyte	Result*	DL	LOD	LOQ	Units
SW8260B									
	OT29-SO-J09A1-02-0001	SOIL	N	Benzene	0.83 J	0.28	1.1	5.4	UG/KG
	OT29-SO-J09A1-02-0001	SOIL	N	Bromochloromethane	2.1 UJ	1	2.1	5.4	UG/KG
	OT29-SO-J09A1-02-0001	SOIL	N	Bromodichloromethane	2.1 UJ	0.57	2.1	5.4	UG/KG
	OT29-SO-J09A1-02-0001	SOIL	N	Bromoform	1.1 UJ	0.43	1.1	5.4	UG/KG
	OT29-SO-J09A1-02-0001	SOIL	N	Bromomethane	2.1 UJ	0.92	2.1	5.4	UG/KG
	OT29-SO-J09A1-02-0001	SOIL	N	Carbon disulfide	1.1 UJ	0.53	1.1	11	UG/KG
	OT29-SO-J09A1-02-0001	SOIL	N	Carbon tetrachloride	2.1 UJ	0.57	2.1	5.4	UG/KG
	OT29-SO-J09A1-02-0001	SOIL	N	Chlorobenzene	1.1 UJ	0.31	1.1	5.4	UG/KG
	OT29-SO-J09A1-02-0001	SOIL	N	Chloroethane	1.1 UJ	0.48	1.1	5.4	UG/KG
	OT29-SO-J09A1-02-0001	SOIL	N	Chloroform	1.1 UJ	0.28	1.1	5.4	UG/KG
	OT29-SO-J09A1-02-0001	SOIL	N	Chloromethane	1.1 UJ	0.54	1.1	5.4	UG/KG
	OT29-SO-J09A1-02-0001	SOIL	N	cis-1,2-Dichloroethene	2.1 UJ	0.95	2.1	5.4	UG/KG
	OT29-SO-J09A1-02-0001	SOIL	N	cis-1,3-Dichloropropene	2.1 UJ	0.69	2.1	5.4	UG/KG
	OT29-SO-J09A1-02-0001	SOIL	N	Cyclohexane	1.1 UN	1.1	1.1	11	UG/KG
	OT29-SO-J09A1-02-0001	SOIL	N	Dibromochloromethane	1.1 UJ	0.28	1.1	5.4	UG/KG
	OT29-SO-J09A1-02-0001	SOIL	N	Dichlorodifluoromethane	2.1 UJ	0.95	2.1	5.4	UG/KG
	OT29-SO-J09A1-02-0001	SOIL	N	Ethylbenzene	1.1 UJ	0.36	1.1	5.4	UG/KG
	OT29-SO-J09A1-02-0001	SOIL	N	Isopropylbenzene	2.1 UJ	0.56	2.1	5.4	UG/KG
	OT29-SO-J09A1-02-0001	SOIL	N	Methyl Acetate	1.1 UN	1.1	1.1	11	UG/KG
	OT29-SO-J09A1-02-0001	SOIL	N	Methyl cyclohexane	1.1 UN	1.1	1.1	11	UG/KG
	OT29-SO-J09A1-02-0001	SOIL	N	Methyl tert-butyl ether	2.1 UJ	0.64	2.1	5.4	UG/KG
	OT29-SO-J09A1-02-0001	SOIL	N	Methylene Chloride	2.1 UJ	0.9	2.1	5.4	UG/KG
	OT29-SO-J09A1-02-0001	SOIL	N	m-Xylene & p-Xylene	2.1 UJ	0.87	2.1	5.4	UG/KG

Table 3. Summary of Analytical Results for Discrete Soil Samples for the Open Detonation Unit, Kirtland Air Force Base, December 2015

Method	Sample ID	Matrix	QA/QC Type	Analyte	Result*	DL	LOD	LOQ	Units
SW8260B									
	OT29-SO-J09A1-02-0001	SOIL	N	Naphthalene	2.1 UJ	0.68	2.1	5.4	UG/KG
	OT29-SO-J09A1-02-0001	SOIL	N	o-Xylene	1.1 UJ	0.35	1.1	5.4	UG/KG
	OT29-SO-J09A1-02-0001	SOIL	N	Styrene	1.1 UJ	0.33	1.1	5.4	UG/KG
	OT29-SO-J09A1-02-0001	SOIL	N	Tetrachloroethene	2.1 UJ	0.65	2.1	5.4	UG/KG
	OT29-SO-J09A1-02-0001	SOIL	N	Toluene	1.1 J	0.65	2.1	5.4	UG/KG
	OT29-SO-J09A1-02-0001	SOIL	N	trans-1,2-Dichloroethene	1.1 UJ	0.41	1.1	5.4	UG/KG
	OT29-SO-J09A1-02-0001	SOIL	N	trans-1,3-Dichloropropene	2.1 UJ	0.8	2.1	5.4	UG/KG
	OT29-SO-J09A1-02-0001	SOIL	N	Trichloroethene	2.1 UJ	0.64	2.1	5.4	UG/KG
	OT29-SO-J09A1-02-0001	SOIL	N	Trichlorofluoromethane	1.1 UJ	0.36	1.1	5.4	UG/KG
	OT29-SO-J09A1-02-0001	SOIL	N	Vinyl chloride	1.1 UJ	0.39	1.1	5.4	UG/KG
	OT29-SO-J09A1-02-1415	SOIL	N	1,1,1-Trichloroethane	1.1 UJ	0.38	1.1	5.3	UG/KG
	OT29-SO-J09A1-02-1415	SOIL	N	1,1,2,2-Tetrachloroethane	2.1 U	0.72	2.1	5.3	UG/KG
	OT29-SO-J09A1-02-1415	SOIL	N	1,1,2-Trichloro-1,2,2-trifluoroethane	1.1 UJ	0.87	1.1	11	UG/KG
	OT29-SO-J09A1-02-1415	SOIL	N	1,1,2-Trichloroethane	1.1 UJ	0.46	1.1	5.3	UG/KG
	OT29-SO-J09A1-02-1415	SOIL	N	1,1-Dichloroethane	1.1 UJ	0.31	1.1	5.3	UG/KG
	OT29-SO-J09A1-02-1415	SOIL	N	1,1-Dichloroethene	1.1 UJ	0.27	1.1	5.3	UG/KG
	OT29-SO-J09A1-02-1415	SOIL	N	1,2,3-Trichlorobenzene	2.1 U	0.79	2.1	5.3	UG/KG
	OT29-SO-J09A1-02-1415	SOIL	N	1,2,3-Trichloropropane	2.1 U	0.8	2.1	5.3	UG/KG
	OT29-SO-J09A1-02-1415	SOIL	N	1,2,4-Trichlorobenzene	2.1 U	0.79	2.1	5.3	UG/KG
	OT29-SO-J09A1-02-1415	SOIL	N	1,2,4-Trimethylbenzene	2.1 U	0.54	2.1	5.3	UG/KG
	OT29-SO-J09A1-02-1415	SOIL	N	1,2-Dibromo-3-Chloropropane	2.1 U	0.93	2.1	11	UG/KG
	OT29-SO-J09A1-02-1415	SOIL	N	1,2-Dibromoethane (EDB)	1.1 UJ	0.28	1.1	11	UG/KG
	OT29-SO-J09A1-02-1415	SOIL	N	1,2-Dichlorobenzene	2.1 U	0.67	2.1	5.3	UG/KG

Table 3. Summary of Analytical Results for Discrete Soil Samples for the Open Detonation Unit, Kirtland Air Force Base, December 2015

Method	Sample ID	Matrix	QA/QC Type	Analyte	Result*	DL	LOD	LOQ	Units
SW8260B									
	OT29-SO-J09A1-02-1415	SOIL	N	1,2-Dichloroethane	2.1 UJ	0.77	2.1	5.3	UG/KG
	OT29-SO-J09A1-02-1415	SOIL	N	1,2-Dichloropropane	2.1 UJ	0.63	2.1	5.3	UG/KG
	OT29-SO-J09A1-02-1415	SOIL	N	1,3,5-Trimethylbenzene	1.1 U	0.37	1.1	5.3	UG/KG
	OT29-SO-J09A1-02-1415	SOIL	N	1,3-Dichlorobenzene	1.1 U	0.32	1.1	5.3	UG/KG
	OT29-SO-J09A1-02-1415	SOIL	N	1,4-Dichlorobenzene	2.1 U	0.82	2.1	5.3	UG/KG
	OT29-SO-J09A1-02-1415	SOIL	N	1,4-Dioxane	79 U	41	79	260	UG/KG
	OT29-SO-J09A1-02-1415	SOIL	N	2-Butanone (MEK)	2.6 U	1.5	5.3	11	UG/KG
	OT29-SO-J09A1-02-1415	SOIL	N	2-Hexanone	2.1 U	0.78	2.1	11	UG/KG
	OT29-SO-J09A1-02-1415	SOIL	N	4-Methyl-2-pentanone (MIBK)	2.1 U	0.97	2.1	11	UG/KG
	OT29-SO-J09A1-02-1415	SOIL	N	Acetone	15 U	1.5	5.3	21	UG/KG
	OT29-SO-J09A1-02-1415	SOIL	N	Benzene	0.9 J	0.27	1.1	5.3	UG/KG
	OT29-SO-J09A1-02-1415	SOIL	N	Bromochloromethane	2.1 UJ	0.99	2.1	5.3	UG/KG
	OT29-SO-J09A1-02-1415	SOIL	N	Bromodichloromethane	2.1 UJ	0.56	2.1	5.3	UG/KG
	OT29-SO-J09A1-02-1415	SOIL	N	Bromoform	1.1 UJ	0.42	1.1	5.3	UG/KG
	OT29-SO-J09A1-02-1415	SOIL	N	Bromomethane	2.1 UJ	0.9	2.1	5.3	UG/KG
	OT29-SO-J09A1-02-1415	SOIL	N	Carbon disulfide	1.1 UJ	0.52	1.1	11	UG/KG
	OT29-SO-J09A1-02-1415	SOIL	N	Carbon tetrachloride	2.1 UJ	0.56	2.1	5.3	UG/KG
	OT29-SO-J09A1-02-1415	SOIL	N	Chlorobenzene	1.1 UJ	0.31	1.1	5.3	UG/KG
	OT29-SO-J09A1-02-1415	SOIL	N	Chloroethane	1.1 UJ	0.47	1.1	5.3	UG/KG
	OT29-SO-J09A1-02-1415	SOIL	N	Chloroform	1.1 UJ	0.27	1.1	5.3	UG/KG
	OT29-SO-J09A1-02-1415	SOIL	N	Chloromethane	1.1 UJ	0.53	1.1	5.3	UG/KG
	OT29-SO-J09A1-02-1415	SOIL	N	cis-1,2-Dichloroethene	2.1 UJ	0.94	2.1	5.3	UG/KG
	OT29-SO-J09A1-02-1415	SOIL	N	cis-1,3-Dichloropropene	2.1 UJ	0.67	2.1	5.3	UG/KG

Table 3. Summary of Analytical Results for Discrete Soil Samples for the Open Detonation Unit, Kirtland Air Force Base, December 2015

Method	Sample ID	Matrix	QA/QC Type	Analyte	Result*	DL	LOD	LOQ	Units
SW8260B									
	OT29-SO-J09A1-02-1415	SOIL	N	Cyclohexane	1.1 UN	1.1	1.1	11	UG/KG
	OT29-SO-J09A1-02-1415	SOIL	N	Dibromochloromethane	1.1 UJ	0.27	1.1	5.3	UG/KG
	OT29-SO-J09A1-02-1415	SOIL	N	Dichlorodifluoromethane	2.1 UJ	0.94	2.1	5.3	UG/KG
	OT29-SO-J09A1-02-1415	SOIL	N	Ethylbenzene	1.1 UJ	0.36	1.1	5.3	UG/KG
	OT29-SO-J09A1-02-1415	SOIL	N	Isopropylbenzene	2.1 UJ	0.55	2.1	5.3	UG/KG
	OT29-SO-J09A1-02-1415	SOIL	N	Methyl Acetate	1.1 UN	1.1	1.1	11	UG/KG
	OT29-SO-J09A1-02-1415	SOIL	N	Methyl cyclohexane	1.1 UN	1.1	1.1	11	UG/KG
	OT29-SO-J09A1-02-1415	SOIL	N	Methyl tert-butyl ether	2.1 UJ	0.63	2.1	5.3	UG/KG
	OT29-SO-J09A1-02-1415	SOIL	N	Methylene Chloride	2.1 UJ	0.88	2.1	5.3	UG/KG
	OT29-SO-J09A1-02-1415	SOIL	N	m-Xylene & p-Xylene	0.95 J	0.85	2.1	5.3	UG/KG
	OT29-SO-J09A1-02-1415	SOIL	N	Naphthalene	2.1 U	0.66	2.1	5.3	UG/KG
	OT29-SO-J09A1-02-1415	SOIL	N	o-Xylene	1.1 UJ	0.35	1.1	5.3	UG/KG
	OT29-SO-J09A1-02-1415	SOIL	N	Styrene	1.1 UJ	0.33	1.1	5.3	UG/KG
	OT29-SO-J09A1-02-1415	SOIL	N	Tetrachloroethene	2.1 UJ	0.64	2.1	5.3	UG/KG
	OT29-SO-J09A1-02-1415	SOIL	N	Toluene	3 J	0.64	2.1	5.3	UG/KG
	OT29-SO-J09A1-02-1415	SOIL	N	trans-1,2-Dichloroethene	1.1 UJ	0.4	1.1	5.3	UG/KG
	OT29-SO-J09A1-02-1415	SOIL	N	trans-1,3-Dichloropropene	2.1 UJ	0.79	2.1	5.3	UG/KG
	OT29-SO-J09A1-02-1415	SOIL	N	Trichloroethene	2.1 UJ	0.63	2.1	5.3	UG/KG
	OT29-SO-J09A1-02-1415	SOIL	N	Trichlorofluoromethane	1.1 UJ	0.36	1.1	5.3	UG/KG
	OT29-SO-J09A1-02-1415	SOIL	N	Vinyl chloride	1.1 UJ	0.38	1.1	5.3	UG/KG
	OT29-SO-J09A1-04-0001	SOIL	N	1,1,1-Trichloroethane	0.96 UJ	0.35	0.96	4.8	UG/KG
	OT29-SO-J09A1-04-0001	SOIL	N	1,1,2,2-Tetrachloroethane	1.9 UJ	0.66	1.9	4.8	UG/KG
	OT29-SO-J09A1-04-0001	SOIL	N	1,1,2-Trichloro-1,2,2-trifluoroethane	0.96 UJ	0.8	0.96	9.6	UG/KG

Table 3. Summary of Analytical Results for Discrete Soil Samples for the Open Detonation Unit, Kirtland Air Force Base, December 2015

Method	Sample ID	Matrix	QA/QC Type	Analyte	Result*	DL	LOD	LOQ	Units
SW8260B									
	OT29-SO-J09A1-04-0001	SOIL	N	1,1,2-Trichloroethane	0.96 UJ	0.42	0.96	4.8	UG/KG
	OT29-SO-J09A1-04-0001	SOIL	N	1,1-Dichloroethane	0.96 UJ	0.28	0.96	4.8	UG/KG
	OT29-SO-J09A1-04-0001	SOIL	N	1,1-Dichloroethene	0.96 UJ	0.25	0.96	4.8	UG/KG
	OT29-SO-J09A1-04-0001	SOIL	N	1,2,3-Trichlorobenzene	1.9 UJ	0.72	1.9	4.8	UG/KG
	OT29-SO-J09A1-04-0001	SOIL	N	1,2,3-Trichloropropane	1.9 UJ	0.73	1.9	4.8	UG/KG
	OT29-SO-J09A1-04-0001	SOIL	N	1,2,4-Trichlorobenzene	1.9 UJ	0.72	1.9	4.8	UG/KG
	OT29-SO-J09A1-04-0001	SOIL	N	1,2,4-Trimethylbenzene	1.9 UJ	0.49	1.9	4.8	UG/KG
	OT29-SO-J09A1-04-0001	SOIL	N	1,2-Dibromo-3-Chloropropane	1.9 UJ	0.85	1.9	9.6	UG/KG
	OT29-SO-J09A1-04-0001	SOIL	N	1,2-Dibromoethane (EDB)	0.96 UJ	0.26	0.96	9.6	UG/KG
	OT29-SO-J09A1-04-0001	SOIL	N	1,2-Dichlorobenzene	1.9 UJ	0.62	1.9	4.8	UG/KG
	OT29-SO-J09A1-04-0001	SOIL	N	1,2-Dichloroethane	1.9 UJ	0.7	1.9	4.8	UG/KG
	OT29-SO-J09A1-04-0001	SOIL	N	1,2-Dichloropropane	1.9 UJ	0.58	1.9	4.8	UG/KG
	OT29-SO-J09A1-04-0001	SOIL	N	1,3,5-Trimethylbenzene	0.96 UJ	0.34	0.96	4.8	UG/KG
	OT29-SO-J09A1-04-0001	SOIL	N	1,3-Dichlorobenzene	0.96 UJ	0.29	0.96	4.8	UG/KG
	OT29-SO-J09A1-04-0001	SOIL	N	1,4-Dichlorobenzene	1.9 UJ	0.75	1.9	4.8	UG/KG
	OT29-SO-J09A1-04-0001	SOIL	N	1,4-Dioxane	72 U	38	72	240	UG/KG
	OT29-SO-J09A1-04-0001	SOIL	N	2-Butanone (MEK)	4.8 UJ	1.4	4.8	9.6	UG/KG
	OT29-SO-J09A1-04-0001	SOIL	N	2-Hexanone	1.9 UJ	0.71	1.9	9.6	UG/KG
	OT29-SO-J09A1-04-0001	SOIL	N	4-Methyl-2-pentanone (MIBK)	1.9 UJ	0.89	1.9	9.6	UG/KG
	OT29-SO-J09A1-04-0001	SOIL	N	Acetone	9.2 U	1.4	4.8	19	UG/KG
	OT29-SO-J09A1-04-0001	SOIL	N	Benzene	0.99 J	0.25	0.96	4.8	UG/KG
	OT29-SO-J09A1-04-0001	SOIL	N	Bromochloromethane	1.9 UJ	0.91	1.9	4.8	UG/KG
	OT29-SO-J09A1-04-0001	SOIL	N	Bromodichloromethane	1.9 UJ	0.51	1.9	4.8	UG/KG

Table 3. Summary of Analytical Results for Discrete Soil Samples for the Open Detonation Unit, Kirtland Air Force Base, December 2015

Method	Sample ID	Matrix	QA/QC Type	Analyte	Result*	DL	LOD	LOQ	Units
SW8260B									
	OT29-SO-J09A1-04-0001	SOIL	N	Bromoform	0.96 UJ	0.39	0.96	4.8	UG/KG
	OT29-SO-J09A1-04-0001	SOIL	N	Bromomethane	1.9 UJ	0.83	1.9	4.8	UG/KG
	OT29-SO-J09A1-04-0001	SOIL	N	Carbon disulfide	0.96 UJ	0.47	0.96	9.6	UG/KG
	OT29-SO-J09A1-04-0001	SOIL	N	Carbon tetrachloride	1.9 UJ	0.51	1.9	4.8	UG/KG
	OT29-SO-J09A1-04-0001	SOIL	N	Chlorobenzene	0.96 UJ	0.28	0.96	4.8	UG/KG
	OT29-SO-J09A1-04-0001	SOIL	N	Chloroethane	0.96 UJ	0.43	0.96	4.8	UG/KG
	OT29-SO-J09A1-04-0001	SOIL	N	Chloroform	0.96 UJ	0.25	0.96	4.8	UG/KG
	OT29-SO-J09A1-04-0001	SOIL	N	Chloromethane	0.96 UJ	0.48	0.96	4.8	UG/KG
	OT29-SO-J09A1-04-0001	SOIL	N	cis-1,2-Dichloroethene	1.9 UJ	0.86	1.9	4.8	UG/KG
	OT29-SO-J09A1-04-0001	SOIL	N	cis-1,3-Dichloropropene	1.9 UJ	0.62	1.9	4.8	UG/KG
	OT29-SO-J09A1-04-0001	SOIL	N	Cyclohexane	0.96 UN	0.96	0.96	9.6	UG/KG
	OT29-SO-J09A1-04-0001	SOIL	N	Dibromochloromethane	0.96 UJ	0.25	0.96	4.8	UG/KG
	OT29-SO-J09A1-04-0001	SOIL	N	Dichlorodifluoromethane	1.9 UJ	0.86	1.9	4.8	UG/KG
	OT29-SO-J09A1-04-0001	SOIL	N	Ethylbenzene	0.96 UJ	0.33	0.96	4.8	UG/KG
	OT29-SO-J09A1-04-0001	SOIL	N	Isopropylbenzene	1.9 UJ	0.5	1.9	4.8	UG/KG
	OT29-SO-J09A1-04-0001	SOIL	N	Methyl Acetate	0.96 UN	0.96	0.96	9.6	UG/KG
	OT29-SO-J09A1-04-0001	SOIL	N	Methyl cyclohexane	0.96 UN	0.96	0.96	9.6	UG/KG
	OT29-SO-J09A1-04-0001	SOIL	N	Methyl tert-butyl ether	1.9 UJ	0.58	1.9	4.8	UG/KG
	OT29-SO-J09A1-04-0001	SOIL	N	Methylene Chloride	1.9 UJ	0.81	1.9	4.8	UG/KG
	OT29-SO-J09A1-04-0001	SOIL	N	m-Xylene & p-Xylene	1.9 UJ	0.78	1.9	4.8	UG/KG
	OT29-SO-J09A1-04-0001	SOIL	N	Naphthalene	1.9 UJ	0.61	1.9	4.8	UG/KG
	OT29-SO-J09A1-04-0001	SOIL	N	o-Xylene	0.96 UJ	0.32	0.96	4.8	UG/KG
	OT29-SO-J09A1-04-0001	SOIL	N	Styrene	0.96 UJ	0.3	0.96	4.8	UG/KG

Table 3. Summary of Analytical Results for Discrete Soil Samples for the Open Detonation Unit, Kirtland Air Force Base, December 2015

Method	Sample ID	Matrix	QA/QC Type	Analyte	Result*	DL	LOD	LOQ	Units
SW8260B									
	OT29-SO-J09A1-04-0001	SOIL	N	Tetrachloroethene	1.9 UJ	0.59	1.9	4.8	UG/KG
	OT29-SO-J09A1-04-0001	SOIL	N	Toluene	1.4 J	0.59	1.9	4.8	UG/KG
	OT29-SO-J09A1-04-0001	SOIL	N	trans-1,2-Dichloroethene	0.96 UJ	0.37	0.96	4.8	UG/KG
	OT29-SO-J09A1-04-0001	SOIL	N	trans-1,3-Dichloropropene	1.9 UJ	0.72	1.9	4.8	UG/KG
	OT29-SO-J09A1-04-0001	SOIL	N	Trichloroethene	1.9 UJ	0.58	1.9	4.8	UG/KG
	OT29-SO-J09A1-04-0001	SOIL	N	Trichlorofluoromethane	0.96 UJ	0.33	0.96	4.8	UG/KG
	OT29-SO-J09A1-04-0001	SOIL	N	Vinyl chloride	0.96 UJ	0.35	0.96	4.8	UG/KG
	OT29-SO-J09A1-04-1415	SOIL	N	1,1,1-Trichloroethane	1.3 U	0.47	1.3	6.5	UG/KG
	OT29-SO-J09A1-04-1415	SOIL	N	1,1,2,2-Tetrachloroethane	2.6 U	0.88	2.6	6.5	UG/KG
	OT29-SO-J09A1-04-1415	SOIL	N	1,1,2-Trichloro-1,2,2-trifluoroethane	1.3 U	1.1	1.3	13	UG/KG
	OT29-SO-J09A1-04-1415	SOIL	N	1,1,2-Trichloroethane	1.3 U	0.57	1.3	6.5	UG/KG
	OT29-SO-J09A1-04-1415	SOIL	N	1,1-Dichloroethane	1.3 U	0.38	1.3	6.5	UG/KG
	OT29-SO-J09A1-04-1415	SOIL	N	1,1-Dichloroethene	1.3 U	0.34	1.3	6.5	UG/KG
	OT29-SO-J09A1-04-1415	SOIL	N	1,2,3-Trichlorobenzene	2.6 U	0.97	2.6	6.5	UG/KG
	OT29-SO-J09A1-04-1415	SOIL	N	1,2,3-Trichloropropane	2.6 U	0.98	2.6	6.5	UG/KG
	OT29-SO-J09A1-04-1415	SOIL	N	1,2,4-Trichlorobenzene	2.6 U	0.97	2.6	6.5	UG/KG
	OT29-SO-J09A1-04-1415	SOIL	N	1,2,4-Trimethylbenzene	2.6 U	0.66	2.6	6.5	UG/KG
	OT29-SO-J09A1-04-1415	SOIL	N	1,2-Dibromo-3-Chloropropane	2.6 U	1.1	2.6	13	UG/KG
	OT29-SO-J09A1-04-1415	SOIL	N	1,2-Dibromoethane (EDB)	1.3 U	0.35	1.3	13	UG/KG
	OT29-SO-J09A1-04-1415	SOIL	N	1,2-Dichlorobenzene	2.6 U	0.83	2.6	6.5	UG/KG
	OT29-SO-J09A1-04-1415	SOIL	N	1,2-Dichloroethane	2.6 U	0.95	2.6	6.5	UG/KG
	OT29-SO-J09A1-04-1415	SOIL	N	1,2-Dichloropropane	2.6 U	0.78	2.6	6.5	UG/KG
	OT29-SO-J09A1-04-1415	SOIL	N	1,3,5-Trimethylbenzene	1.3 U	0.45	1.3	6.5	UG/KG

Table 3. Summary of Analytical Results for Discrete Soil Samples for the Open Detonation Unit, Kirtland Air Force Base, December 2015

Method	Sample ID	Matrix	QA/QC Type	Analyte	Result*	DL	LOD	LOQ	Units
SW8260B									
	OT29-SO-J09A1-04-1415	SOIL	N	1,3-Dichlorobenzene	1.3 U	0.39	1.3	6.5	UG/KG
	OT29-SO-J09A1-04-1415	SOIL	N	1,4-Dichlorobenzene	2.6 U	1	2.6	6.5	UG/KG
	OT29-SO-J09A1-04-1415	SOIL	N	1,4-Dioxane	97 U	50	97	320	UG/KG
	OT29-SO-J09A1-04-1415	SOIL	N	2-Butanone (MEK)	1.9 U	1.8	6.5	13	UG/KG
	OT29-SO-J09A1-04-1415	SOIL	N	2-Hexanone	2.6 U	0.96	2.6	13	UG/KG
	OT29-SO-J09A1-04-1415	SOIL	N	4-Methyl-2-pentanone (MIBK)	2.6 U	1.2	2.6	13	UG/KG
	OT29-SO-J09A1-04-1415	SOIL	N	Acetone	8.6 U	1.8	6.5	26	UG/KG
	OT29-SO-J09A1-04-1415	SOIL	N	Benzene	1.3 J	0.34	1.3	6.5	UG/KG
	OT29-SO-J09A1-04-1415	SOIL	N	Bromochloromethane	2.6 U	1.2	2.6	6.5	UG/KG
	OT29-SO-J09A1-04-1415	SOIL	N	Bromodichloromethane	2.6 U	0.69	2.6	6.5	UG/KG
	OT29-SO-J09A1-04-1415	SOIL	N	Bromoform	1.3 U	0.52	1.3	6.5	UG/KG
	OT29-SO-J09A1-04-1415	SOIL	N	Bromomethane	2.6 U	1.1	2.6	6.5	UG/KG
	OT29-SO-J09A1-04-1415	SOIL	N	Carbon disulfide	1.3 U	0.63	1.3	13	UG/KG
	OT29-SO-J09A1-04-1415	SOIL	N	Carbon tetrachloride	2.6 U	0.69	2.6	6.5	UG/KG
	OT29-SO-J09A1-04-1415	SOIL	N	Chlorobenzene	1.3 U	0.38	1.3	6.5	UG/KG
	OT29-SO-J09A1-04-1415	SOIL	N	Chloroethane	1.3 U	0.58	1.3	6.5	UG/KG
	OT29-SO-J09A1-04-1415	SOIL	N	Chloroform	1.3 U	0.34	1.3	6.5	UG/KG
	OT29-SO-J09A1-04-1415	SOIL	N	Chloromethane	1.3 U	0.65	1.3	6.5	UG/KG
	OT29-SO-J09A1-04-1415	SOIL	N	cis-1,2-Dichloroethene	2.6 U	1.2	2.6	6.5	UG/KG
	OT29-SO-J09A1-04-1415	SOIL	N	cis-1,3-Dichloropropene	2.6 U	0.83	2.6	6.5	UG/KG
	OT29-SO-J09A1-04-1415	SOIL	N	Cyclohexane	1.3 UN	1.3	1.3	13	UG/KG
	OT29-SO-J09A1-04-1415	SOIL	N	Dibromochloromethane	1.3 U	0.34	1.3	6.5	UG/KG
	OT29-SO-J09A1-04-1415	SOIL	N	Dichlorodifluoromethane	2.6 U	1.2	2.6	6.5	UG/KG

Table 3. Summary of Analytical Results for Discrete Soil Samples for the Open Detonation Unit, Kirtland Air Force Base, December 2015

Method	Sample ID	Matrix	QA/QC Type	Analyte	Result*	DL	LOD	LOQ	Units
SW8260B									
	OT29-SO-J09A1-04-1415	SOIL	N	Ethylbenzene	1.3 U	0.44	1.3	6.5	UG/KG
	OT29-SO-J09A1-04-1415	SOIL	N	Isopropylbenzene	2.6 U	0.67	2.6	6.5	UG/KG
	OT29-SO-J09A1-04-1415	SOIL	N	Methyl Acetate	1.3 UN	1.3	1.3	13	UG/KG
	OT29-SO-J09A1-04-1415	SOIL	N	Methyl cyclohexane	1.3 UN	1.3	1.3	13	UG/KG
	OT29-SO-J09A1-04-1415	SOIL	N	Methyl tert-butyl ether	2.6 U	0.78	2.6	6.5	UG/KG
	OT29-SO-J09A1-04-1415	SOIL	N	Methylene Chloride	2.6 U	1.1	2.6	6.5	UG/KG
	OT29-SO-J09A1-04-1415	SOIL	N	m-Xylene & p-Xylene	1.6 J	1	2.6	6.5	UG/KG
	OT29-SO-J09A1-04-1415	SOIL	N	Naphthalene	2.6 U	0.82	2.6	6.5	UG/KG
	OT29-SO-J09A1-04-1415	SOIL	N	o-Xylene	1.3 U	0.43	1.3	6.5	UG/KG
	OT29-SO-J09A1-04-1415	SOIL	N	Styrene	1.3 U	0.4	1.3	6.5	UG/KG
	OT29-SO-J09A1-04-1415	SOIL	N	Tetrachloroethene	2.6 U	0.79	2.6	6.5	UG/KG
	OT29-SO-J09A1-04-1415	SOIL	N	Toluene	4.8 J	0.79	2.6	6.5	UG/KG
	OT29-SO-J09A1-04-1415	SOIL	N	trans-1,2-Dichloroethene	1.3 U	0.49	1.3	6.5	UG/KG
	OT29-SO-J09A1-04-1415	SOIL	N	trans-1,3-Dichloropropene	2.6 U	0.97	2.6	6.5	UG/KG
	OT29-SO-J09A1-04-1415	SOIL	N	Trichloroethene	2.6 U	0.78	2.6	6.5	UG/KG
	OT29-SO-J09A1-04-1415	SOIL	N	Trichlorofluoromethane	1.3 U	0.44	1.3	6.5	UG/KG
	OT29-SO-J09A1-04-1415	SOIL	N	Vinyl chloride	1.3 U	0.47	1.3	6.5	UG/KG
	OT29-SO-J09A1-05-0001	SOIL	N	1,1,1-Trichloroethane	1.1 R	0.39	1.1	5.4	UG/KG
	OT29-SO-J09A1-05-0001	SOIL	N	1,1,2,2-Tetrachloroethane	2.2 UJ	0.73	2.2	5.4	UG/KG
	OT29-SO-J09A1-05-0001	SOIL	N	1,1,2-Trichloro-1,2,2-trifluoroethane	1.1 R	0.89	1.1	11	UG/KG
	OT29-SO-J09A1-05-0001	SOIL	N	1,1,2-Trichloroethane	1.1 R	0.47	1.1	5.4	UG/KG
	OT29-SO-J09A1-05-0001	SOIL	N	1,1-Dichloroethane	1.1 R	0.31	1.1	5.4	UG/KG
	OT29-SO-J09A1-05-0001	SOIL	N	1,1-Dichloroethene	1.1 R	0.28	1.1	5.4	UG/KG

Table 3. Summary of Analytical Results for Discrete Soil Samples for the Open Detonation Unit, Kirtland Air Force Base, December 2015

Method	Sample ID	Matrix	QA/QC Type	Analyte	Result*	DL	LOD	LOQ	Units
SW8260B									
	OT29-SO-J09A1-05-0001	SOIL	N	1,2,3-Trichlorobenzene	2.2 UJ	0.81	2.2	5.4	UG/KG
	OT29-SO-J09A1-05-0001	SOIL	N	1,2,3-Trichloropropane	2.2 UJ	0.82	2.2	5.4	UG/KG
	OT29-SO-J09A1-05-0001	SOIL	N	1,2,4-Trichlorobenzene	2.2 UJ	0.81	2.2	5.4	UG/KG
	OT29-SO-J09A1-05-0001	SOIL	N	1,2,4-Trimethylbenzene	2.2 UJ	0.55	2.2	5.4	UG/KG
	OT29-SO-J09A1-05-0001	SOIL	N	1,2-Dibromo-3-Chloropropane	2.2 UJ	0.95	2.2	11	UG/KG
	OT29-SO-J09A1-05-0001	SOIL	N	1,2-Dibromoethane (EDB)	1.1 UJ	0.29	1.1	11	UG/KG
	OT29-SO-J09A1-05-0001	SOIL	N	1,2-Dichlorobenzene	2.2 UJ	0.69	2.2	5.4	UG/KG
	OT29-SO-J09A1-05-0001	SOIL	N	1,2-Dichloroethane	2.2 R	0.79	2.2	5.4	UG/KG
	OT29-SO-J09A1-05-0001	SOIL	N	1,2-Dichloropropane	2.2 R	0.65	2.2	5.4	UG/KG
	OT29-SO-J09A1-05-0001	SOIL	N	1,3,5-Trimethylbenzene	1.1 UJ	0.38	1.1	5.4	UG/KG
	OT29-SO-J09A1-05-0001	SOIL	N	1,3-Dichlorobenzene	1.1 UJ	0.32	1.1	5.4	UG/KG
	OT29-SO-J09A1-05-0001	SOIL	N	1,4-Dichlorobenzene	2.2 UJ	0.84	2.2	5.4	UG/KG
	OT29-SO-J09A1-05-0001	SOIL	N	1,4-Dioxane	81 U	42	81	270	UG/KG
	OT29-SO-J09A1-05-0001	SOIL	N	2-Butanone (MEK)	5.4 UJ	1.5	5.4	11	UG/KG
	OT29-SO-J09A1-05-0001	SOIL	N	2-Hexanone	2.2 UJ	0.8	2.2	11	UG/KG
	OT29-SO-J09A1-05-0001	SOIL	N	4-Methyl-2-pentanone (MIBK)	2.2 UJ	0.99	2.2	11	UG/KG
	OT29-SO-J09A1-05-0001	SOIL	N	Acetone	16 U	1.5	5.4	22	UG/KG
	OT29-SO-J09A1-05-0001	SOIL	N	Benzene	1.1 R	0.28	1.1	5.4	UG/KG
	OT29-SO-J09A1-05-0001	SOIL	N	Bromochloromethane	2.2 R	1	2.2	5.4	UG/KG
	OT29-SO-J09A1-05-0001	SOIL	N	Bromodichloromethane	2.2 R	0.57	2.2	5.4	UG/KG
	OT29-SO-J09A1-05-0001	SOIL	N	Bromoform	1.1 UJ	0.43	1.1	5.4	UG/KG
	OT29-SO-J09A1-05-0001	SOIL	N	Bromomethane	2.2 R	0.93	2.2	5.4	UG/KG
	OT29-SO-J09A1-05-0001	SOIL	N	Carbon disulfide	1.1 R	0.53	1.1	11	UG/KG

Table 3. Summary of Analytical Results for Discrete Soil Samples for the Open Detonation Unit, Kirtland Air Force Base, December 2015

Method	Sample ID	Matrix	QA/QC Type	Analyte	Result*	DL	LOD	LOQ	Units
SW8260B									
	OT29-SO-J09A1-05-0001	SOIL	N	Carbon tetrachloride	2.2 R	0.57	2.2	5.4	UG/KG
	OT29-SO-J09A1-05-0001	SOIL	N	Chlorobenzene	1.1 UJ	0.31	1.1	5.4	UG/KG
	OT29-SO-J09A1-05-0001	SOIL	N	Chloroethane	1.1 R	0.49	1.1	5.4	UG/KG
	OT29-SO-J09A1-05-0001	SOIL	N	Chloroform	1.1 R	0.28	1.1	5.4	UG/KG
	OT29-SO-J09A1-05-0001	SOIL	N	Chloromethane	1.1 R	0.54	1.1	5.4	UG/KG
	OT29-SO-J09A1-05-0001	SOIL	N	cis-1,2-Dichloroethene	2.2 R	0.96	2.2	5.4	UG/KG
	OT29-SO-J09A1-05-0001	SOIL	N	cis-1,3-Dichloropropene	2.2 R	0.69	2.2	5.4	UG/KG
	OT29-SO-J09A1-05-0001	SOIL	N	Cyclohexane	1.1 UN	1.1	1.1	11	UG/KG
	OT29-SO-J09A1-05-0001	SOIL	N	Dibromochloromethane	1.1 UJ	0.28	1.1	5.4	UG/KG
	OT29-SO-J09A1-05-0001	SOIL	N	Dichlorodifluoromethane	2.2 R	0.96	2.2	5.4	UG/KG
	OT29-SO-J09A1-05-0001	SOIL	N	Ethylbenzene	1.1 UJ	0.37	1.1	5.4	UG/KG
	OT29-SO-J09A1-05-0001	SOIL	N	Isopropylbenzene	2.2 UJ	0.56	2.2	5.4	UG/KG
	OT29-SO-J09A1-05-0001	SOIL	N	Methyl Acetate	1.1 UN	1.1	1.1	11	UG/KG
	OT29-SO-J09A1-05-0001	SOIL	N	Methyl cyclohexane	1.1 UN	1.1	1.1	11	UG/KG
	OT29-SO-J09A1-05-0001	SOIL	N	Methyl tert-butyl ether	2.2 R	0.65	2.2	5.4	UG/KG
	OT29-SO-J09A1-05-0001	SOIL	N	Methylene Chloride	2.2 R	0.91	2.2	5.4	UG/KG
	OT29-SO-J09A1-05-0001	SOIL	N	m-Xylene & p-Xylene	2.2 UJ	0.87	2.2	5.4	UG/KG
	OT29-SO-J09A1-05-0001	SOIL	N	Naphthalene	2.2 UJ	0.68	2.2	5.4	UG/KG
	OT29-SO-J09A1-05-0001	SOIL	N	o-Xylene	1.1 UJ	0.36	1.1	5.4	UG/KG
	OT29-SO-J09A1-05-0001	SOIL	N	Styrene	1.1 UJ	0.33	1.1	5.4	UG/KG
	OT29-SO-J09A1-05-0001	SOIL	N	Tetrachloroethene	2.2 UJ	0.66	2.2	5.4	UG/KG
	OT29-SO-J09A1-05-0001	SOIL	N	Toluene	2.2 R	0.66	2.2	5.4	UG/KG
	OT29-SO-J09A1-05-0001	SOIL	N	trans-1,2-Dichloroethene	1.1 R	0.41	1.1	5.4	UG/KG

Table 3. Summary of Analytical Results for Discrete Soil Samples for the Open Detonation Unit, Kirtland Air Force Base, December 2015

Method	Sample ID	Matrix	QA/QC Type	Analyte	Result*	DL	LOD	LOQ	Units
SW8260B									
	OT29-SO-J09A1-05-0001	SOIL	N	trans-1,3-Dichloropropene	2.2 R	0.81	2.2	5.4	UG/KG
	OT29-SO-J09A1-05-0001	SOIL	N	Trichloroethene	2.2 R	0.65	2.2	5.4	UG/KG
	OT29-SO-J09A1-05-0001	SOIL	N	Trichlorofluoromethane	1.1 R	0.37	1.1	5.4	UG/KG
	OT29-SO-J09A1-05-0001	SOIL	N	Vinyl chloride	1.1 R	0.39	1.1	5.4	UG/KG
	OT29-SO-J09A1-05-1415	SOIL	N	1,1,1-Trichloroethane	0.9 R	0.33	0.9	4.5	UG/KG
	OT29-SO-J09A1-05-1415	SOIL	N	1,1,2,2-Tetrachloroethane	1.8 UJ	0.61	1.8	4.5	UG/KG
	OT29-SO-J09A1-05-1415	SOIL	N	1,1,2-Trichloro-1,2,2-trifluoroethane	0.9 R	0.75	0.9	9	UG/KG
	OT29-SO-J09A1-05-1415	SOIL	N	1,1,2-Trichloroethane	0.9 R	0.4	0.9	4.5	UG/KG
	OT29-SO-J09A1-05-1415	SOIL	N	1,1-Dichloroethane	0.9 R	0.26	0.9	4.5	UG/KG
	OT29-SO-J09A1-05-1415	SOIL	N	1,1-Dichloroethene	0.9 R	0.23	0.9	4.5	UG/KG
	OT29-SO-J09A1-05-1415	SOIL	N	1,2,3-Trichlorobenzene	1.8 UJ	0.68	1.8	4.5	UG/KG
	OT29-SO-J09A1-05-1415	SOIL	N	1,2,3-Trichloropropane	1.8 UJ	0.69	1.8	4.5	UG/KG
	OT29-SO-J09A1-05-1415	SOIL	N	1,2,4-Trichlorobenzene	1.8 UJ	0.68	1.8	4.5	UG/KG
	OT29-SO-J09A1-05-1415	SOIL	N	1,2,4-Trimethylbenzene	1.8 UJ	0.46	1.8	4.5	UG/KG
	OT29-SO-J09A1-05-1415	SOIL	N	1,2-Dibromo-3-Chloropropane	1.8 UJ	0.8	1.8	9	UG/KG
	OT29-SO-J09A1-05-1415	SOIL	N	1,2-Dibromoethane (EDB)	0.9 UJ	0.24	0.9	9	UG/KG
	OT29-SO-J09A1-05-1415	SOIL	N	1,2-Dichlorobenzene	1.8 UJ	0.58	1.8	4.5	UG/KG
	OT29-SO-J09A1-05-1415	SOIL	N	1,2-Dichloroethane	1.8 R	0.66	1.8	4.5	UG/KG
	OT29-SO-J09A1-05-1415	SOIL	N	1,2-Dichloropropane	1.8 R	0.54	1.8	4.5	UG/KG
	OT29-SO-J09A1-05-1415	SOIL	N	1,3,5-Trimethylbenzene	0.9 UJ	0.32	0.9	4.5	UG/KG
	OT29-SO-J09A1-05-1415	SOIL	N	1,3-Dichlorobenzene	0.9 UJ	0.27	0.9	4.5	UG/KG
	OT29-SO-J09A1-05-1415	SOIL	N	1,4-Dichlorobenzene	1.8 UJ	0.7	1.8	4.5	UG/KG
	OT29-SO-J09A1-05-1415	SOIL	N	1,4-Dioxane	68 UJ	35	68	230	UG/KG

Table 3. Summary of Analytical Results for Discrete Soil Samples for the Open Detonation Unit, Kirtland Air Force Base, December 2015

Method	Sample ID	Matrix	QA/QC Type	Analyte	Result*	DL	LOD	LOQ	Units
SW8260B									
	OT29-SO-J09A1-05-1415	SOIL	N	2-Butanone (MEK)	4.5 UJ	1.3	4.5	9	UG/KG
	OT29-SO-J09A1-05-1415	SOIL	N	2-Hexanone	1.8 UJ	0.67	1.8	9	UG/KG
	OT29-SO-J09A1-05-1415	SOIL	N	4-Methyl-2-pentanone (MIBK)	1.8 UJ	0.83	1.8	9	UG/KG
	OT29-SO-J09A1-05-1415	SOIL	N	Acetone	12 U	1.3	4.5	18	UG/KG
	OT29-SO-J09A1-05-1415	SOIL	N	Benzene	0.9 R	0.23	0.9	4.5	UG/KG
	OT29-SO-J09A1-05-1415	SOIL	N	Bromochloromethane	1.8 R	0.85	1.8	4.5	UG/KG
	OT29-SO-J09A1-05-1415	SOIL	N	Bromodichloromethane	1.8 R	0.48	1.8	4.5	UG/KG
	OT29-SO-J09A1-05-1415	SOIL	N	Bromoform	0.9 UJ	0.36	0.9	4.5	UG/KG
	OT29-SO-J09A1-05-1415	SOIL	N	Bromomethane	1.8 R	0.78	1.8	4.5	UG/KG
	OT29-SO-J09A1-05-1415	SOIL	N	Carbon disulfide	0.9 R	0.44	0.9	9	UG/KG
	OT29-SO-J09A1-05-1415	SOIL	N	Carbon tetrachloride	1.8 R	0.48	1.8	4.5	UG/KG
	OT29-SO-J09A1-05-1415	SOIL	N	Chlorobenzene	0.9 UJ	0.26	0.9	4.5	UG/KG
	OT29-SO-J09A1-05-1415	SOIL	N	Chloroethane	0.9 R	0.41	0.9	4.5	UG/KG
	OT29-SO-J09A1-05-1415	SOIL	N	Chloroform	0.9 R	0.23	0.9	4.5	UG/KG
	OT29-SO-J09A1-05-1415	SOIL	N	Chloromethane	0.9 R	0.45	0.9	4.5	UG/KG
	OT29-SO-J09A1-05-1415	SOIL	N	cis-1,2-Dichloroethene	1.8 R	0.8	1.8	4.5	UG/KG
	OT29-SO-J09A1-05-1415	SOIL	N	cis-1,3-Dichloropropene	1.8 R	0.58	1.8	4.5	UG/KG
	OT29-SO-J09A1-05-1415	SOIL	N	Cyclohexane	0.9 UN	0.9	0.9	9	UG/KG
	OT29-SO-J09A1-05-1415	SOIL	N	Dibromochloromethane	0.9 UJ	0.23	0.9	4.5	UG/KG
	OT29-SO-J09A1-05-1415	SOIL	N	Dichlorodifluoromethane	1.8 R	0.8	1.8	4.5	UG/KG
	OT29-SO-J09A1-05-1415	SOIL	N	Ethylbenzene	0.9 UJ	0.31	0.9	4.5	UG/KG
	OT29-SO-J09A1-05-1415	SOIL	N	Isopropylbenzene	1.8 UJ	0.47	1.8	4.5	UG/KG
	OT29-SO-J09A1-05-1415	SOIL	N	Methyl Acetate	0.9 UN	0.9	0.9	9	UG/KG

Table 3. Summary of Analytical Results for Discrete Soil Samples for the Open Detonation Unit, Kirtland Air Force Base, December 2015

Method	Sample ID	Matrix	QA/QC Type	Analyte	Result*	DL	LOD	LOQ	Units
SW8260B									
	OT29-SO-J09A1-05-1415	SOIL	N	Methyl cyclohexane	0.9 UN	0.9	0.9	9	UG/KG
	OT29-SO-J09A1-05-1415	SOIL	N	Methyl tert-butyl ether	1.8 R	0.54	1.8	4.5	UG/KG
	OT29-SO-J09A1-05-1415	SOIL	N	Methylene Chloride	1.8 R	0.76	1.8	4.5	UG/KG
	OT29-SO-J09A1-05-1415	SOIL	N	m-Xylene & p-Xylene	1.8 UJ	0.73	1.8	4.5	UG/KG
	OT29-SO-J09A1-05-1415	SOIL	N	Naphthalene	1.8 UJ	0.57	1.8	4.5	UG/KG
	OT29-SO-J09A1-05-1415	SOIL	N	o-Xylene	0.9 UJ	0.3	0.9	4.5	UG/KG
	OT29-SO-J09A1-05-1415	SOIL	N	Styrene	0.9 UJ	0.28	0.9	4.5	UG/KG
	OT29-SO-J09A1-05-1415	SOIL	N	Tetrachloroethene	1.8 UJ	0.55	1.8	4.5	UG/KG
	OT29-SO-J09A1-05-1415	SOIL	N	Toluene	0.92 J	0.55	1.8	4.5	UG/KG
	OT29-SO-J09A1-05-1415	SOIL	N	trans-1,2-Dichloroethene	0.9 R	0.34	0.9	4.5	UG/KG
	OT29-SO-J09A1-05-1415	SOIL	N	trans-1,3-Dichloropropene	1.8 R	0.68	1.8	4.5	UG/KG
	OT29-SO-J09A1-05-1415	SOIL	N	Trichloroethene	1.8 UJ	0.54	1.8	4.5	UG/KG
	OT29-SO-J09A1-05-1415	SOIL	N	Trichlorofluoromethane	0.9 R	0.31	0.9	4.5	UG/KG
	OT29-SO-J09A1-05-1415	SOIL	N	Vinyl chloride	0.9 R	0.33	0.9	4.5	UG/KG
	OT29-SO-J09A1-07-0001	SOIL	N	1,1,1-Trichloroethane	0.97 UJ	0.35	0.97	4.9	UG/KG
	OT29-SO-J09A1-07-0001	SOIL	N	1,1,2,2-Tetrachloroethane	1.9 U	0.66	1.9	4.9	UG/KG
	OT29-SO-J09A1-07-0001	SOIL	N	1,1,2-Trichloro-1,2,2-trifluoroethane	0.97 UJ	0.81	0.97	9.7	UG/KG
	OT29-SO-J09A1-07-0001	SOIL	N	1,1,2-Trichloroethane	0.97 UJ	0.43	0.97	4.9	UG/KG
	OT29-SO-J09A1-07-0001	SOIL	N	1,1-Dichloroethane	0.97 UJ	0.28	0.97	4.9	UG/KG
	OT29-SO-J09A1-07-0001	SOIL	N	1,1-Dichloroethene	0.97 UJ	0.25	0.97	4.9	UG/KG
	OT29-SO-J09A1-07-0001	SOIL	N	1,2,3-Trichlorobenzene	1.9 U	0.73	1.9	4.9	UG/KG
	OT29-SO-J09A1-07-0001	SOIL	N	1,2,3-Trichloropropane	1.9 U	0.74	1.9	4.9	UG/KG
	OT29-SO-J09A1-07-0001	SOIL	N	1,2,4-Trichlorobenzene	1.9 U	0.73	1.9	4.9	UG/KG

Table 3. Summary of Analytical Results for Discrete Soil Samples for the Open Detonation Unit, Kirtland Air Force Base, December 2015

Method	Sample ID	Matrix	QA/QC Type	Analyte	Result*	DL	LOD	LOQ	Units
SW8260B									
	OT29-SO-J09A1-07-0001	SOIL	N	1,2,4-Trimethylbenzene	1.9 U	0.5	1.9	4.9	UG/KG
	OT29-SO-J09A1-07-0001	SOIL	N	1,2-Dibromo-3-Chloropropane	1.9 U	0.86	1.9	9.7	UG/KG
	OT29-SO-J09A1-07-0001	SOIL	N	1,2-Dibromoethane (EDB)	0.97 UJ	0.26	0.97	9.7	UG/KG
	OT29-SO-J09A1-07-0001	SOIL	N	1,2-Dichlorobenzene	1.9 U	0.62	1.9	4.9	UG/KG
	OT29-SO-J09A1-07-0001	SOIL	N	1,2-Dichloroethane	1.9 UJ	0.71	1.9	4.9	UG/KG
	OT29-SO-J09A1-07-0001	SOIL	N	1,2-Dichloropropane	1.9 UJ	0.58	1.9	4.9	UG/KG
	OT29-SO-J09A1-07-0001	SOIL	N	1,3,5-Trimethylbenzene	0.39 J	0.34	0.97	4.9	UG/KG
	OT29-SO-J09A1-07-0001	SOIL	N	1,3-Dichlorobenzene	0.97 U	0.29	0.97	4.9	UG/KG
	OT29-SO-J09A1-07-0001	SOIL	N	1,4-Dichlorobenzene	1.9 U	0.76	1.9	4.9	UG/KG
	OT29-SO-J09A1-07-0001	SOIL	N	1,4-Dioxane	73 U	38	73	240	UG/KG
	OT29-SO-J09A1-07-0001	SOIL	N	2-Butanone (MEK)	4.2 U	1.4	4.9	9.7	UG/KG
	OT29-SO-J09A1-07-0001	SOIL	N	2-Hexanone	1.9 U	0.72	1.9	9.7	UG/KG
	OT29-SO-J09A1-07-0001	SOIL	N	4-Methyl-2-pentanone (MIBK)	1.9 U	0.9	1.9	9.7	UG/KG
	OT29-SO-J09A1-07-0001	SOIL	N	Acetone	25 U	1.4	4.9	19	UG/KG
	OT29-SO-J09A1-07-0001	SOIL	N	Benzene	1.4 J	0.25	0.97	4.9	UG/KG
	OT29-SO-J09A1-07-0001	SOIL	N	Bromochloromethane	1.9 UJ	0.92	1.9	4.9	UG/KG
	OT29-SO-J09A1-07-0001	SOIL	N	Bromodichloromethane	1.9 UJ	0.52	1.9	4.9	UG/KG
	OT29-SO-J09A1-07-0001	SOIL	N	Bromoform	0.97 UJ	0.39	0.97	4.9	UG/KG
	OT29-SO-J09A1-07-0001	SOIL	N	Bromomethane	1.9 UJ	0.84	1.9	4.9	UG/KG
	OT29-SO-J09A1-07-0001	SOIL	N	Carbon disulfide	0.97 UJ	0.48	0.97	9.7	UG/KG
	OT29-SO-J09A1-07-0001	SOIL	N	Carbon tetrachloride	1.9 UJ	0.52	1.9	4.9	UG/KG
	OT29-SO-J09A1-07-0001	SOIL	N	Chlorobenzene	0.97 UJ	0.28	0.97	4.9	UG/KG
	OT29-SO-J09A1-07-0001	SOIL	N	Chloroethane	0.97 UJ	0.44	0.97	4.9	UG/KG

Table 3. Summary of Analytical Results for Discrete Soil Samples for the Open Detonation Unit, Kirtland Air Force Base, December 2015

Method	Sample ID	Matrix	QA/QC Type	Analyte	Result*	DL	LOD	LOQ	Units
SW8260B									
	OT29-SO-J09A1-07-0001	SOIL	N	Chloroform	0.97 UJ	0.25	0.97	4.9	UG/KG
	OT29-SO-J09A1-07-0001	SOIL	N	Chloromethane	0.97 UJ	0.49	0.97	4.9	UG/KG
	OT29-SO-J09A1-07-0001	SOIL	N	cis-1,2-Dichloroethene	1.9 UJ	0.87	1.9	4.9	UG/KG
	OT29-SO-J09A1-07-0001	SOIL	N	cis-1,3-Dichloropropene	1.9 UJ	0.62	1.9	4.9	UG/KG
	OT29-SO-J09A1-07-0001	SOIL	N	Cyclohexane	0.97 UN	0.97	0.97	9.7	UG/KG
	OT29-SO-J09A1-07-0001	SOIL	N	Dibromochloromethane	0.97 UJ	0.25	0.97	4.9	UG/KG
	OT29-SO-J09A1-07-0001	SOIL	N	Dichlorodifluoromethane	1.9 UJ	0.87	1.9	4.9	UG/KG
	OT29-SO-J09A1-07-0001	SOIL	N	Ethylbenzene	0.46 J	0.33	0.97	4.9	UG/KG
	OT29-SO-J09A1-07-0001	SOIL	N	Isopropylbenzene	1.9 UJ	0.51	1.9	4.9	UG/KG
	OT29-SO-J09A1-07-0001	SOIL	N	Methyl Acetate	0.97 UN	0.97	0.97	9.7	UG/KG
	OT29-SO-J09A1-07-0001	SOIL	N	Methyl cyclohexane	0.97 UN	0.97	0.97	9.7	UG/KG
	OT29-SO-J09A1-07-0001	SOIL	N	Methyl tert-butyl ether	1.9 UJ	0.58	1.9	4.9	UG/KG
	OT29-SO-J09A1-07-0001	SOIL	N	Methylene Chloride	1.9 UJ	0.82	1.9	4.9	UG/KG
	OT29-SO-J09A1-07-0001	SOIL	N	m-Xylene & p-Xylene	1.9 UJ	0.79	1.9	4.9	UG/KG
	OT29-SO-J09A1-07-0001	SOIL	N	Naphthalene	1.9 U	0.61	1.9	4.9	UG/KG
	OT29-SO-J09A1-07-0001	SOIL	N	o-Xylene	0.41 J	0.32	0.97	4.9	UG/KG
	OT29-SO-J09A1-07-0001	SOIL	N	Styrene	0.97 UJ	0.3	0.97	4.9	UG/KG
	OT29-SO-J09A1-07-0001	SOIL	N	Tetrachloroethene	1.9 UJ	0.59	1.9	4.9	UG/KG
	OT29-SO-J09A1-07-0001	SOIL	N	Toluene	3.3 J	0.59	1.9	4.9	UG/KG
	OT29-SO-J09A1-07-0001	SOIL	N	trans-1,2-Dichloroethene	0.97 UJ	0.37	0.97	4.9	UG/KG
	OT29-SO-J09A1-07-0001	SOIL	N	trans-1,3-Dichloropropene	1.9 UJ	0.73	1.9	4.9	UG/KG
	OT29-SO-J09A1-07-0001	SOIL	N	Trichloroethene	1.9 UJ	0.58	1.9	4.9	UG/KG
	OT29-SO-J09A1-07-0001	SOIL	N	Trichlorofluoromethane	0.97 UJ	0.33	0.97	4.9	UG/KG

Table 3. Summary of Analytical Results for Discrete Soil Samples for the Open Detonation Unit, Kirtland Air Force Base, December 2015

Method	Sample ID	Matrix	QA/QC Type	Analyte	Result*	DL	LOD	LOQ	Units
SW8260B									
	OT29-SO-J09A1-07-0001	SOIL	N	Vinyl chloride	0.97 UJ	0.35	0.97	4.9	UG/KG
	OT29-SO-J09A1-07-1415	SOIL	N	1,1,1-Trichloroethane	0.98 UJ	0.35	0.98	4.9	UG/KG
	OT29-SO-J09A1-07-1415	SOIL	N	1,1,2,2-Tetrachloroethane	2 U	0.67	2	4.9	UG/KG
	OT29-SO-J09A1-07-1415	SOIL	N	1,1,2-Trichloro-1,2,2-trifluoroethane	0.98 UJ	0.81	0.98	9.8	UG/KG
	OT29-SO-J09A1-07-1415	SOIL	N	1,1,2-Trichloroethane	0.98 UJ	0.43	0.98	4.9	UG/KG
	OT29-SO-J09A1-07-1415	SOIL	N	1,1-Dichloroethane	0.98 UJ	0.28	0.98	4.9	UG/KG
	OT29-SO-J09A1-07-1415	SOIL	N	1,1-Dichloroethene	0.98 UJ	0.25	0.98	4.9	UG/KG
	OT29-SO-J09A1-07-1415	SOIL	N	1,2,3-Trichlorobenzene	2 U	0.73	2	4.9	UG/KG
	OT29-SO-J09A1-07-1415	SOIL	N	1,2,3-Trichloropropane	2 U	0.74	2	4.9	UG/KG
	OT29-SO-J09A1-07-1415	SOIL	N	1,2,4-Trichlorobenzene	2 U	0.73	2	4.9	UG/KG
	OT29-SO-J09A1-07-1415	SOIL	N	1,2,4-Trimethylbenzene	2 U	0.5	2	4.9	UG/KG
	OT29-SO-J09A1-07-1415	SOIL	N	1,2-Dibromo-3-Chloropropane	2 U	0.86	2	9.8	UG/KG
	OT29-SO-J09A1-07-1415	SOIL	N	1,2-Dibromoethane (EDB)	0.98 UJ	0.26	0.98	9.8	UG/KG
	OT29-SO-J09A1-07-1415	SOIL	N	1,2-Dichlorobenzene	2 U	0.63	2	4.9	UG/KG
	OT29-SO-J09A1-07-1415	SOIL	N	1,2-Dichloroethane	2 UJ	0.71	2	4.9	UG/KG
	OT29-SO-J09A1-07-1415	SOIL	N	1,2-Dichloropropane	2 UJ	0.59	2	4.9	UG/KG
	OT29-SO-J09A1-07-1415	SOIL	N	1,3,5-Trimethylbenzene	0.98 U	0.34	0.98	4.9	UG/KG
	OT29-SO-J09A1-07-1415	SOIL	N	1,3-Dichlorobenzene	0.98 U	0.29	0.98	4.9	UG/KG
	OT29-SO-J09A1-07-1415	SOIL	N	1,4-Dichlorobenzene	2 U	0.76	2	4.9	UG/KG
	OT29-SO-J09A1-07-1415	SOIL	N	1,4-Dioxane	73 U	38	73	240	UG/KG
	OT29-SO-J09A1-07-1415	SOIL	N	2-Butanone (MEK)	2 U	1.4	4.9	9.8	UG/KG
	OT29-SO-J09A1-07-1415	SOIL	N	2-Hexanone	2 U	0.72	2	9.8	UG/KG
	OT29-SO-J09A1-07-1415	SOIL	N	4-Methyl-2-pentanone (MIBK)	2 U	0.9	2	9.8	UG/KG

Table 3. Summary of Analytical Results for Discrete Soil Samples for the Open Detonation Unit, Kirtland Air Force Base, December 2015

Method	Sample ID	Matrix	QA/QC Type	Analyte	Result*	DL	LOD	LOQ	Units
SW8260B									
	OT29-SO-J09A1-07-1415	SOIL	N	Acetone	11 U	1.4	4.9	20	UG/KG
	OT29-SO-J09A1-07-1415	SOIL	N	Benzene	0.79 J	0.25	0.98	4.9	UG/KG
	OT29-SO-J09A1-07-1415	SOIL	N	Bromochloromethane	2 UJ	0.92	2	4.9	UG/KG
	OT29-SO-J09A1-07-1415	SOIL	N	Bromodichloromethane	2 UJ	0.52	2	4.9	UG/KG
	OT29-SO-J09A1-07-1415	SOIL	N	Bromoform	0.98 UJ	0.39	0.98	4.9	UG/KG
	OT29-SO-J09A1-07-1415	SOIL	N	Bromomethane	2 UJ	0.84	2	4.9	UG/KG
	OT29-SO-J09A1-07-1415	SOIL	N	Carbon disulfide	0.98 UJ	0.48	0.98	9.8	UG/KG
	OT29-SO-J09A1-07-1415	SOIL	N	Carbon tetrachloride	2 UJ	0.52	2	4.9	UG/KG
	OT29-SO-J09A1-07-1415	SOIL	N	Chlorobenzene	0.98 UJ	0.28	0.98	4.9	UG/KG
	OT29-SO-J09A1-07-1415	SOIL	N	Chloroethane	0.98 UJ	0.44	0.98	4.9	UG/KG
	OT29-SO-J09A1-07-1415	SOIL	N	Chloroform	0.98 UJ	0.25	0.98	4.9	UG/KG
	OT29-SO-J09A1-07-1415	SOIL	N	Chloromethane	0.98 UJ	0.49	0.98	4.9	UG/KG
	OT29-SO-J09A1-07-1415	SOIL	N	cis-1,2-Dichloroethene	2 UJ	0.87	2	4.9	UG/KG
	OT29-SO-J09A1-07-1415	SOIL	N	cis-1,3-Dichloropropene	2 UJ	0.63	2	4.9	UG/KG
	OT29-SO-J09A1-07-1415	SOIL	N	Cyclohexane	0.98 UN	0.98	0.98	9.8	UG/KG
	OT29-SO-J09A1-07-1415	SOIL	N	Dibromochloromethane	0.98 UJ	0.25	0.98	4.9	UG/KG
	OT29-SO-J09A1-07-1415	SOIL	N	Dichlorodifluoromethane	2 UJ	0.87	2	4.9	UG/KG
	OT29-SO-J09A1-07-1415	SOIL	N	Ethylbenzene	0.98 UJ	0.33	0.98	4.9	UG/KG
	OT29-SO-J09A1-07-1415	SOIL	N	Isopropylbenzene	2 UJ	0.51	2	4.9	UG/KG
	OT29-SO-J09A1-07-1415	SOIL	N	Methyl Acetate	0.98 UN	0.98	0.98	9.8	UG/KG
	OT29-SO-J09A1-07-1415	SOIL	N	Methyl cyclohexane	0.98 UN	0.98	0.98	9.8	UG/KG
	OT29-SO-J09A1-07-1415	SOIL	N	Methyl tert-butyl ether	2 UJ	0.59	2	4.9	UG/KG
	OT29-SO-J09A1-07-1415	SOIL	N	Methylene Chloride	2 UJ	0.82	2	4.9	UG/KG

Table 3. Summary of Analytical Results for Discrete Soil Samples for the Open Detonation Unit, Kirtland Air Force Base, December 2015

Method	Sample ID	Matrix	QA/QC Type	Analyte	Result*	DL	LOD	LOQ	Units
SW8260B									
	OT29-SO-J09A1-07-1415	SOIL	N	m-Xylene & p-Xylene	0.9 J	0.79	2	4.9	UG/KG
	OT29-SO-J09A1-07-1415	SOIL	N	Naphthalene	2 U	0.62	2	4.9	UG/KG
	OT29-SO-J09A1-07-1415	SOIL	N	o-Xylene	0.98 UJ	0.32	0.98	4.9	UG/KG
	OT29-SO-J09A1-07-1415	SOIL	N	Styrene	0.98 UJ	0.3	0.98	4.9	UG/KG
	OT29-SO-J09A1-07-1415	SOIL	N	Tetrachloroethene	2 UJ	0.6	2	4.9	UG/KG
	OT29-SO-J09A1-07-1415	SOIL	N	Toluene	3.2 J	0.6	2	4.9	UG/KG
	OT29-SO-J09A1-07-1415	SOIL	N	trans-1,2-Dichloroethene	0.98 UJ	0.37	0.98	4.9	UG/KG
	OT29-SO-J09A1-07-1415	SOIL	N	trans-1,3-Dichloropropene	2 UJ	0.73	2	4.9	UG/KG
	OT29-SO-J09A1-07-1415	SOIL	N	Trichloroethene	2 UJ	0.59	2	4.9	UG/KG
	OT29-SO-J09A1-07-1415	SOIL	N	Trichlorofluoromethane	0.98 UJ	0.33	0.98	4.9	UG/KG
	OT29-SO-J09A1-07-1415	SOIL	N	Vinyl chloride	0.98 UJ	0.35	0.98	4.9	UG/KG
	OT29-SO-J09A1-09-0001	SOIL	N	1,1,1-Trichloroethane	1.2 UJ	0.45	1.2	6.2	UG/KG
	OT29-SO-J09A1-09-0001	SOIL	N	1,1,2,2-Tetrachloroethane	2.5 U	0.84	2.5	6.2	UG/KG
	OT29-SO-J09A1-09-0001	SOIL	N	1,1,2-Trichloro-1,2,2-trifluoroethane	1.2 UJ	1	1.2	12	UG/KG
	OT29-SO-J09A1-09-0001	SOIL	N	1,1,2-Trichloroethane	1.2 UJ	0.55	1.2	6.2	UG/KG
	OT29-SO-J09A1-09-0001	SOIL	N	1,1-Dichloroethane	1.2 UJ	0.36	1.2	6.2	UG/KG
	OT29-SO-J09A1-09-0001	SOIL	N	1,1-Dichloroethene	1.2 UJ	0.32	1.2	6.2	UG/KG
	OT29-SO-J09A1-09-0001	SOIL	N	1,2,3-Trichlorobenzene	2.5 U	0.93	2.5	6.2	UG/KG
	OT29-SO-J09A1-09-0001	SOIL	N	1,2,3-Trichloropropane	2.5 U	0.94	2.5	6.2	UG/KG
	OT29-SO-J09A1-09-0001	SOIL	N	1,2,4-Trichlorobenzene	2.5 U	0.93	2.5	6.2	UG/KG
	OT29-SO-J09A1-09-0001	SOIL	N	1,2,4-Trimethylbenzene	0.75 J	0.63	2.5	6.2	UG/KG
	OT29-SO-J09A1-09-0001	SOIL	N	1,2-Dibromo-3-Chloropropane	2.5 U	1.1	2.5	12	UG/KG
	OT29-SO-J09A1-09-0001	SOIL	N	1,2-Dibromoethane (EDB)	1.2 UJ	0.33	1.2	12	UG/KG

Table 3. Summary of Analytical Results for Discrete Soil Samples for the Open Detonation Unit, Kirtland Air Force Base, December 2015

Method	Sample ID	Matrix	QA/QC Type	Analyte	Result*	DL	LOD	LOQ	Units
SW8260B									
	OT29-SO-J09A1-09-0001	SOIL	N	1,2-Dichlorobenzene	2.5 U	0.79	2.5	6.2	UG/KG
	OT29-SO-J09A1-09-0001	SOIL	N	1,2-Dichloroethane	2.5 UJ	0.9	2.5	6.2	UG/KG
	OT29-SO-J09A1-09-0001	SOIL	N	1,2-Dichloropropane	2.5 UJ	0.74	2.5	6.2	UG/KG
	OT29-SO-J09A1-09-0001	SOIL	N	1,3,5-Trimethylbenzene	1.2 U	0.43	1.2	6.2	UG/KG
	OT29-SO-J09A1-09-0001	SOIL	N	1,3-Dichlorobenzene	1.2 U	0.37	1.2	6.2	UG/KG
	OT29-SO-J09A1-09-0001	SOIL	N	1,4-Dichlorobenzene	2.5 U	0.97	2.5	6.2	UG/KG
	OT29-SO-J09A1-09-0001	SOIL	N	1,4-Dioxane	93 U	48	93	310	UG/KG
	OT29-SO-J09A1-09-0001	SOIL	N	2-Butanone (MEK)	4.3 U	1.7	6.2	12	UG/KG
	OT29-SO-J09A1-09-0001	SOIL	N	2-Hexanone	2.5 U	0.92	2.5	12	UG/KG
	OT29-SO-J09A1-09-0001	SOIL	N	4-Methyl-2-pentanone (MIBK)	2.5 U	1.1	2.5	12	UG/KG
	OT29-SO-J09A1-09-0001	SOIL	N	Acetone	26 U	1.7	6.2	25	UG/KG
	OT29-SO-J09A1-09-0001	SOIL	N	Benzene	1.1 J	0.32	1.2	6.2	UG/KG
	OT29-SO-J09A1-09-0001	SOIL	N	Bromochloromethane	2.5 UJ	1.2	2.5	6.2	UG/KG
	OT29-SO-J09A1-09-0001	SOIL	N	Bromodichloromethane	2.5 UJ	0.66	2.5	6.2	UG/KG
	OT29-SO-J09A1-09-0001	SOIL	N	Bromoform	1.2 UJ	0.5	1.2	6.2	UG/KG
	OT29-SO-J09A1-09-0001	SOIL	N	Bromomethane	12 J	1.1	2.5	6.2	UG/KG
	OT29-SO-J09A1-09-0001	SOIL	N	Carbon disulfide	1.2 UJ	0.61	1.2	12	UG/KG
	OT29-SO-J09A1-09-0001	SOIL	N	Carbon tetrachloride	2.5 UJ	0.66	2.5	6.2	UG/KG
	OT29-SO-J09A1-09-0001	SOIL	N	Chlorobenzene	1.2 UJ	0.36	1.2	6.2	UG/KG
	OT29-SO-J09A1-09-0001	SOIL	N	Chloroethane	1.2 UJ	0.56	1.2	6.2	UG/KG
	OT29-SO-J09A1-09-0001	SOIL	N	Chloroform	1.2 UJ	0.32	1.2	6.2	UG/KG
	OT29-SO-J09A1-09-0001	SOIL	N	Chloromethane	1.2 UJ	0.62	1.2	6.2	UG/KG
	OT29-SO-J09A1-09-0001	SOIL	N	cis-1,2-Dichloroethene	2.5 UJ	1.1	2.5	6.2	UG/KG

Table 3. Summary of Analytical Results for Discrete Soil Samples for the Open Detonation Unit, Kirtland Air Force Base, December 2015

Method	Sample ID	Matrix	QA/QC Type	Analyte	Result*	DL	LOD	LOQ	Units
SW8260B									
	OT29-SO-J09A1-09-0001	SOIL	N	cis-1,3-Dichloropropene	2.5 UJ	0.79	2.5	6.2	UG/KG
	OT29-SO-J09A1-09-0001	SOIL	N	Cyclohexane	1.2 UN	1.2	1.2	12	UG/KG
	OT29-SO-J09A1-09-0001	SOIL	N	Dibromochloromethane	1.2 UJ	0.32	1.2	6.2	UG/KG
	OT29-SO-J09A1-09-0001	SOIL	N	Dichlorodifluoromethane	2.5 UJ	1.1	2.5	6.2	UG/KG
	OT29-SO-J09A1-09-0001	SOIL	N	Ethylbenzene	1.2 UJ	0.42	1.2	6.2	UG/KG
	OT29-SO-J09A1-09-0001	SOIL	N	Isopropylbenzene	2.5 UJ	0.64	2.5	6.2	UG/KG
	OT29-SO-J09A1-09-0001	SOIL	N	Methyl Acetate	1.2 UN	1.2	1.2	12	UG/KG
	OT29-SO-J09A1-09-0001	SOIL	N	Methyl cyclohexane	1.2 UN	1.2	1.2	12	UG/KG
	OT29-SO-J09A1-09-0001	SOIL	N	Methyl tert-butyl ether	2.5 UJ	0.74	2.5	6.2	UG/KG
	OT29-SO-J09A1-09-0001	SOIL	N	Methylene Chloride	2.5 UJ	1	2.5	6.2	UG/KG
	OT29-SO-J09A1-09-0001	SOIL	N	m-Xylene & p-Xylene	2.5 UJ	1	2.5	6.2	UG/KG
	OT29-SO-J09A1-09-0001	SOIL	N	Naphthalene	2.5 U	0.78	2.5	6.2	UG/KG
	OT29-SO-J09A1-09-0001	SOIL	N	o-Xylene	1.2 UJ	0.41	1.2	6.2	UG/KG
	OT29-SO-J09A1-09-0001	SOIL	N	Styrene	1.2 UJ	0.38	1.2	6.2	UG/KG
	OT29-SO-J09A1-09-0001	SOIL	N	Tetrachloroethene	2.5 UJ	0.76	2.5	6.2	UG/KG
	OT29-SO-J09A1-09-0001	SOIL	N	Toluene	1.5 J	0.76	2.5	6.2	UG/KG
	OT29-SO-J09A1-09-0001	SOIL	N	trans-1,2-Dichloroethene	1.2 UJ	0.47	1.2	6.2	UG/KG
	OT29-SO-J09A1-09-0001	SOIL	N	trans-1,3-Dichloropropene	2.5 UJ	0.93	2.5	6.2	UG/KG
	OT29-SO-J09A1-09-0001	SOIL	N	Trichloroethene	2.5 UJ	0.74	2.5	6.2	UG/KG
	OT29-SO-J09A1-09-0001	SOIL	N	Trichlorofluoromethane	1.2 UJ	0.42	1.2	6.2	UG/KG
	OT29-SO-J09A1-09-0001	SOIL	N	Vinyl chloride	1.2 UJ	0.45	1.2	6.2	UG/KG
	OT29-SO-J09A1-09-1415	SOIL	N	1,1,1-Trichloroethane	1.2 U	0.44	1.2	6.1	UG/KG
	OT29-SO-J09A1-09-1415	SOIL	N	1,1,2,2-Tetrachloroethane	2.4 U	0.83	2.4	6.1	UG/KG

Table 3. Summary of Analytical Results for Discrete Soil Samples for the Open Detonation Unit, Kirtland Air Force Base, December 2015

Method	Sample ID	Matrix	QA/QC Type	Analyte	Result*	DL	LOD	LOQ	Units
SW8260B									
	OT29-SO-J09A1-09-1415	SOIL	N	1,1,2-Trichloro-1,2,2-trifluoroethane	1.2 U	1	1.2	12	UG/KG
	OT29-SO-J09A1-09-1415	SOIL	N	1,1,2-Trichloroethane	1.2 U	0.54	1.2	6.1	UG/KG
	OT29-SO-J09A1-09-1415	SOIL	N	1,1-Dichloroethane	1.2 U	0.35	1.2	6.1	UG/KG
	OT29-SO-J09A1-09-1415	SOIL	N	1,1-Dichloroethene	1.2 U	0.32	1.2	6.1	UG/KG
	OT29-SO-J09A1-09-1415	SOIL	N	1,2,3-Trichlorobenzene	2.4 U	0.92	2.4	6.1	UG/KG
	OT29-SO-J09A1-09-1415	SOIL	N	1,2,3-Trichloropropane	2.4 U	0.93	2.4	6.1	UG/KG
	OT29-SO-J09A1-09-1415	SOIL	N	1,2,4-Trichlorobenzene	2.4 U	0.92	2.4	6.1	UG/KG
	OT29-SO-J09A1-09-1415	SOIL	N	1,2,4-Trimethylbenzene	2.4 U	0.62	2.4	6.1	UG/KG
	OT29-SO-J09A1-09-1415	SOIL	N	1,2-Dibromo-3-Chloropropane	2.4 U	1.1	2.4	12	UG/KG
	OT29-SO-J09A1-09-1415	SOIL	N	1,2-Dibromoethane (EDB)	1.2 U	0.33	1.2	12	UG/KG
	OT29-SO-J09A1-09-1415	SOIL	N	1,2-Dichlorobenzene	2.4 U	0.78	2.4	6.1	UG/KG
	OT29-SO-J09A1-09-1415	SOIL	N	1,2-Dichloroethane	2.4 U	0.89	2.4	6.1	UG/KG
	OT29-SO-J09A1-09-1415	SOIL	N	1,2-Dichloropropane	2.4 U	0.73	2.4	6.1	UG/KG
	OT29-SO-J09A1-09-1415	SOIL	N	1,3,5-Trimethylbenzene	1.2 U	0.43	1.2	6.1	UG/KG
	OT29-SO-J09A1-09-1415	SOIL	N	1,3-Dichlorobenzene	1.2 U	0.37	1.2	6.1	UG/KG
	OT29-SO-J09A1-09-1415	SOIL	N	1,4-Dichlorobenzene	2.4 U	0.95	2.4	6.1	UG/KG
	OT29-SO-J09A1-09-1415	SOIL	N	1,4-Dioxane	92 U	48	92	310	UG/KG
	OT29-SO-J09A1-09-1415	SOIL	N	2-Butanone (MEK)	6.1 U	1.7	6.1	12	UG/KG
	OT29-SO-J09A1-09-1415	SOIL	N	2-Hexanone	2.4 U	0.9	2.4	12	UG/KG
	OT29-SO-J09A1-09-1415	SOIL	N	4-Methyl-2-pentanone (MIBK)	2.4 U	1.1	2.4	12	UG/KG
	OT29-SO-J09A1-09-1415	SOIL	N	Acetone	7.3 U	1.7	6.1	24	UG/KG
	OT29-SO-J09A1-09-1415	SOIL	N	Benzene	1 J	0.32	1.2	6.1	UG/KG
	OT29-SO-J09A1-09-1415	SOIL	N	Bromochloromethane	2.4 U	1.1	2.4	6.1	UG/KG

Table 3. Summary of Analytical Results for Discrete Soil Samples for the Open Detonation Unit, Kirtland Air Force Base, December 2015

Method	Sample ID	Matrix	QA/QC Type	Analyte	Result*	DL	LOD	LOQ	Units
SW8260B									
	OT29-SO-J09A1-09-1415	SOIL	N	Bromodichloromethane	2.4 U	0.65	2.4	6.1	UG/KG
	OT29-SO-J09A1-09-1415	SOIL	N	Bromoform	1.2 U	0.49	1.2	6.1	UG/KG
	OT29-SO-J09A1-09-1415	SOIL	N	Bromomethane	2.4 U	1	2.4	6.1	UG/KG
	OT29-SO-J09A1-09-1415	SOIL	N	Carbon disulfide	1.2 U	0.6	1.2	12	UG/KG
	OT29-SO-J09A1-09-1415	SOIL	N	Carbon tetrachloride	2.4 U	0.65	2.4	6.1	UG/KG
	OT29-SO-J09A1-09-1415	SOIL	N	Chlorobenzene	1.2 U	0.35	1.2	6.1	UG/KG
	OT29-SO-J09A1-09-1415	SOIL	N	Chloroethane	1.2 U	0.55	1.2	6.1	UG/KG
	OT29-SO-J09A1-09-1415	SOIL	N	Chloroform	1.2 U	0.32	1.2	6.1	UG/KG
	OT29-SO-J09A1-09-1415	SOIL	N	Chloromethane	1.2 U	0.61	1.2	6.1	UG/KG
	OT29-SO-J09A1-09-1415	SOIL	N	cis-1,2-Dichloroethene	2.4 U	1.1	2.4	6.1	UG/KG
	OT29-SO-J09A1-09-1415	SOIL	N	cis-1,3-Dichloropropene	2.4 U	0.78	2.4	6.1	UG/KG
	OT29-SO-J09A1-09-1415	SOIL	N	Cyclohexane	1.2 UN	1.2	1.2	12	UG/KG
	OT29-SO-J09A1-09-1415	SOIL	N	Dibromochloromethane	1.2 U	0.32	1.2	6.1	UG/KG
	OT29-SO-J09A1-09-1415	SOIL	N	Dichlorodifluoromethane	2.4 U	1.1	2.4	6.1	UG/KG
	OT29-SO-J09A1-09-1415	SOIL	N	Ethylbenzene	1.2 U	0.41	1.2	6.1	UG/KG
	OT29-SO-J09A1-09-1415	SOIL	N	Isopropylbenzene	2.4 U	0.63	2.4	6.1	UG/KG
	OT29-SO-J09A1-09-1415	SOIL	N	Methyl Acetate	1.2 UN	1.2	1.2	12	UG/KG
	OT29-SO-J09A1-09-1415	SOIL	N	Methyl cyclohexane	1.2 UN	1.2	1.2	12	UG/KG
	OT29-SO-J09A1-09-1415	SOIL	N	Methyl tert-butyl ether	2.4 U	0.73	2.4	6.1	UG/KG
	OT29-SO-J09A1-09-1415	SOIL	N	Methylene Chloride	2.4 U	1	2.4	6.1	UG/KG
	OT29-SO-J09A1-09-1415	SOIL	N	m-Xylene & p-Xylene	1.4 J	0.99	2.4	6.1	UG/KG
	OT29-SO-J09A1-09-1415	SOIL	N	Naphthalene	2.4 U	0.77	2.4	6.1	UG/KG
	OT29-SO-J09A1-09-1415	SOIL	N	o-Xylene	1.2 U	0.4	1.2	6.1	UG/KG

Table 3. Summary of Analytical Results for Discrete Soil Samples for the Open Detonation Unit, Kirtland Air Force Base, December 2015

Method	Sample ID	Matrix	QA/QC Type	Analyte	Result*	DL	LOD	LOQ	Units
SW8260B									
	OT29-SO-J09A1-09-1415	SOIL	N	Styrene	1.2 U	0.38	1.2	6.1	UG/KG
	OT29-SO-J09A1-09-1415	SOIL	N	Tetrachloroethene	2.4 U	0.74	2.4	6.1	UG/KG
	OT29-SO-J09A1-09-1415	SOIL	N	Toluene	3.5 J	0.74	2.4	6.1	UG/KG
	OT29-SO-J09A1-09-1415	SOIL	N	trans-1,2-Dichloroethene	1.2 U	0.46	1.2	6.1	UG/KG
	OT29-SO-J09A1-09-1415	SOIL	N	trans-1,3-Dichloropropene	2.4 U	0.92	2.4	6.1	UG/KG
	OT29-SO-J09A1-09-1415	SOIL	N	Trichloroethene	2.4 U	0.73	2.4	6.1	UG/KG
	OT29-SO-J09A1-09-1415	SOIL	N	Trichlorofluoromethane	1.2 U	0.41	1.2	6.1	UG/KG
	OT29-SO-J09A1-09-1415	SOIL	N	Vinyl chloride	1.2 U	0.44	1.2	6.1	UG/KG
	OT29-SO-J09A1-11-0001	SOIL	N	1,1,1-Trichloroethane	1.1 UJ	0.4	1.1	5.5	UG/KG
	OT29-SO-J09A1-11-0001	SOIL	N	1,1,2,2-Tetrachloroethane	2.2 UJ	0.75	2.2	5.5	UG/KG
	OT29-SO-J09A1-11-0001	SOIL	N	1,1,2-Trichloro-1,2,2-trifluoroethane	1.1 UJ	0.92	1.1	11	UG/KG
	OT29-SO-J09A1-11-0001	SOIL	N	1,1,2-Trichloroethane	1.1 UJ	0.49	1.1	5.5	UG/KG
	OT29-SO-J09A1-11-0001	SOIL	N	1,1-Dichloroethane	1.1 UJ	0.32	1.1	5.5	UG/KG
	OT29-SO-J09A1-11-0001	SOIL	N	1,1-Dichloroethene	1.1 UJ	0.29	1.1	5.5	UG/KG
	OT29-SO-J09A1-11-0001	SOIL	N	1,2,3-Trichlorobenzene	2.2 UJ	0.83	2.2	5.5	UG/KG
	OT29-SO-J09A1-11-0001	SOIL	N	1,2,3-Trichloropropane	2.2 UJ	0.84	2.2	5.5	UG/KG
	OT29-SO-J09A1-11-0001	SOIL	N	1,2,4-Trichlorobenzene	2.2 UJ	0.83	2.2	5.5	UG/KG
	OT29-SO-J09A1-11-0001	SOIL	N	1,2,4-Trimethylbenzene	2.2 UJ	0.57	2.2	5.5	UG/KG
	OT29-SO-J09A1-11-0001	SOIL	N	1,2-Dibromo-3-Chloropropane	2.2 UJ	0.98	2.2	11	UG/KG
	OT29-SO-J09A1-11-0001	SOIL	N	1,2-Dibromoethane (EDB)	1.1 UJ	0.3	1.1	11	UG/KG
	OT29-SO-J09A1-11-0001	SOIL	N	1,2-Dichlorobenzene	2.2 UJ	0.71	2.2	5.5	UG/KG
	OT29-SO-J09A1-11-0001	SOIL	N	1,2-Dichloroethane	2.2 UJ	0.81	2.2	5.5	UG/KG
	OT29-SO-J09A1-11-0001	SOIL	N	1,2-Dichloropropane	2.2 UJ	0.67	2.2	5.5	UG/KG

Table 3. Summary of Analytical Results for Discrete Soil Samples for the Open Detonation Unit, Kirtland Air Force Base, December 2015

Method	Sample ID	Matrix	QA/QC Type	Analyte	Result*	DL	LOD	LOQ	Units
SW8260B									
	OT29-SO-J09A1-11-0001	SOIL	N	1,3,5-Trimethylbenzene	1.1 UJ	0.39	1.1	5.5	UG/KG
	OT29-SO-J09A1-11-0001	SOIL	N	1,3-Dichlorobenzene	1.1 UJ	0.33	1.1	5.5	UG/KG
	OT29-SO-J09A1-11-0001	SOIL	N	1,4-Dichlorobenzene	2.2 UJ	0.87	2.2	5.5	UG/KG
	OT29-SO-J09A1-11-0001	SOIL	N	1,4-Dioxane	83 UJ	43	83	280	UG/KG
	OT29-SO-J09A1-11-0001	SOIL	N	2-Butanone (MEK)	5.6 U	1.6	5.5	11	UG/KG
	OT29-SO-J09A1-11-0001	SOIL	N	2-Hexanone	2.2 UJ	0.82	2.2	11	UG/KG
	OT29-SO-J09A1-11-0001	SOIL	N	4-Methyl-2-pentanone (MIBK)	2.2 UJ	1	2.2	11	UG/KG
	OT29-SO-J09A1-11-0001	SOIL	N	Acetone	23 U	1.6	5.5	22	UG/KG
	OT29-SO-J09A1-11-0001	SOIL	N	Benzene	0.92 J	0.29	1.1	5.5	UG/KG
	OT29-SO-J09A1-11-0001	SOIL	N	Bromochloromethane	2.2 UJ	1	2.2	5.5	UG/KG
	OT29-SO-J09A1-11-0001	SOIL	N	Bromodichloromethane	2.2 UJ	0.59	2.2	5.5	UG/KG
	OT29-SO-J09A1-11-0001	SOIL	N	Bromoform	1.1 UJ	0.44	1.1	5.5	UG/KG
	OT29-SO-J09A1-11-0001	SOIL	N	Bromomethane	2.2 UJ	0.95	2.2	5.5	UG/KG
	OT29-SO-J09A1-11-0001	SOIL	N	Carbon disulfide	1.1 UJ	0.54	1.1	11	UG/KG
	OT29-SO-J09A1-11-0001	SOIL	N	Carbon tetrachloride	2.2 UJ	0.59	2.2	5.5	UG/KG
	OT29-SO-J09A1-11-0001	SOIL	N	Chlorobenzene	1.1 UJ	0.32	1.1	5.5	UG/KG
	OT29-SO-J09A1-11-0001	SOIL	N	Chloroethane	1.1 UJ	0.5	1.1	5.5	UG/KG
	OT29-SO-J09A1-11-0001	SOIL	N	Chloroform	1.1 UJ	0.29	1.1	5.5	UG/KG
	OT29-SO-J09A1-11-0001	SOIL	N	Chloromethane	1.1 UJ	0.55	1.1	5.5	UG/KG
	OT29-SO-J09A1-11-0001	SOIL	N	cis-1,2-Dichloroethene	2.2 UJ	0.99	2.2	5.5	UG/KG
	OT29-SO-J09A1-11-0001	SOIL	N	cis-1,3-Dichloropropene	2.2 UJ	0.71	2.2	5.5	UG/KG
	OT29-SO-J09A1-11-0001	SOIL	N	Cyclohexane	1.1 UN	1.1	1.1	11	UG/KG
	OT29-SO-J09A1-11-0001	SOIL	N	Dibromochloromethane	1.1 UJ	0.29	1.1	5.5	UG/KG

Table 3. Summary of Analytical Results for Discrete Soil Samples for the Open Detonation Unit, Kirtland Air Force Base, December 2015

Method	Sample ID	Matrix	QA/QC Type	Analyte	Result*	DL	LOD	LOQ	Units
SW8260B									
	OT29-SO-J09A1-11-0001	SOIL	N	Dichlorodifluoromethane	2.2 UJ	0.99	2.2	5.5	UG/KG
	OT29-SO-J09A1-11-0001	SOIL	N	Ethylbenzene	1.1 UJ	0.38	1.1	5.5	UG/KG
	OT29-SO-J09A1-11-0001	SOIL	N	Isopropylbenzene	2.2 UJ	0.58	2.2	5.5	UG/KG
	OT29-SO-J09A1-11-0001	SOIL	N	Methyl Acetate	1.1 UN	1.1	1.1	11	UG/KG
	OT29-SO-J09A1-11-0001	SOIL	N	Methyl cyclohexane	1.1 UN	1.1	1.1	11	UG/KG
	OT29-SO-J09A1-11-0001	SOIL	N	Methyl tert-butyl ether	2.2 UJ	0.67	2.2	5.5	UG/KG
	OT29-SO-J09A1-11-0001	SOIL	N	Methylene Chloride	2.2 UJ	0.93	2.2	5.5	UG/KG
	OT29-SO-J09A1-11-0001	SOIL	N	m-Xylene & p-Xylene	2.2 UJ	0.9	2.2	5.5	UG/KG
	OT29-SO-J09A1-11-0001	SOIL	N	Naphthalene	2.2 UJ	0.7	2.2	5.5	UG/KG
	OT29-SO-J09A1-11-0001	SOIL	N	o-Xylene	1.1 UJ	0.37	1.1	5.5	UG/KG
	OT29-SO-J09A1-11-0001	SOIL	N	Styrene	1.1 UJ	0.34	1.1	5.5	UG/KG
	OT29-SO-J09A1-11-0001	SOIL	N	Tetrachloroethene	2.2 UJ	0.68	2.2	5.5	UG/KG
	OT29-SO-J09A1-11-0001	SOIL	N	Toluene	1.3 J	0.68	2.2	5.5	UG/KG
	OT29-SO-J09A1-11-0001	SOIL	N	trans-1,2-Dichloroethene	1.1 UJ	0.42	1.1	5.5	UG/KG
	OT29-SO-J09A1-11-0001	SOIL	N	trans-1,3-Dichloropropene	2.2 UJ	0.83	2.2	5.5	UG/KG
	OT29-SO-J09A1-11-0001	SOIL	N	Trichloroethene	2.2 UJ	0.67	2.2	5.5	UG/KG
	OT29-SO-J09A1-11-0001	SOIL	N	Trichlorofluoromethane	1.1 UJ	0.38	1.1	5.5	UG/KG
	OT29-SO-J09A1-11-0001	SOIL	N	Vinyl chloride	1.1 UJ	0.4	1.1	5.5	UG/KG
	OT29-SO-J09A1-11-1415	SOIL	N	1,1,1-Trichloroethane	1.1 UJ	0.41	1.1	5.7	UG/KG
	OT29-SO-J09A1-11-1415	SOIL	N	1,1,2,2-Tetrachloroethane	2.3 UJ	0.77	2.3	5.7	UG/KG
	OT29-SO-J09A1-11-1415	SOIL	N	1,1,2-Trichloro-1,2,2-trifluoroethane	1.1 UJ	0.94	1.1	11	UG/KG
	OT29-SO-J09A1-11-1415	SOIL	N	1,1,2-Trichloroethane	1.1 UJ	0.5	1.1	5.7	UG/KG
	OT29-SO-J09A1-11-1415	SOIL	N	1,1-Dichloroethane	1.1 UJ	0.33	1.1	5.7	UG/KG

Table 3. Summary of Analytical Results for Discrete Soil Samples for the Open Detonation Unit, Kirtland Air Force Base, December 2015

Method	Sample ID	Matrix	QA/QC Type	Analyte	Result*	DL	LOD	LOQ	Units
SW8260B									
	OT29-SO-J09A1-11-1415	SOIL	N	1,1-Dichloroethene	1.1 UJ	0.29	1.1	5.7	UG/KG
	OT29-SO-J09A1-11-1415	SOIL	N	1,2,3-Trichlorobenzene	2.3 UJ	0.85	2.3	5.7	UG/KG
	OT29-SO-J09A1-11-1415	SOIL	N	1,2,3-Trichloropropane	2.3 UJ	0.86	2.3	5.7	UG/KG
	OT29-SO-J09A1-11-1415	SOIL	N	1,2,4-Trichlorobenzene	2.3 UJ	0.85	2.3	5.7	UG/KG
	OT29-SO-J09A1-11-1415	SOIL	N	1,2,4-Trimethylbenzene	2.3 UJ	0.58	2.3	5.7	UG/KG
	OT29-SO-J09A1-11-1415	SOIL	N	1,2-Dibromo-3-Chloropropane	2.3 UJ	1	2.3	11	UG/KG
	OT29-SO-J09A1-11-1415	SOIL	N	1,2-Dibromoethane (EDB)	1.1 UJ	0.31	1.1	11	UG/KG
	OT29-SO-J09A1-11-1415	SOIL	N	1,2-Dichlorobenzene	2.3 UJ	0.73	2.3	5.7	UG/KG
	OT29-SO-J09A1-11-1415	SOIL	N	1,2-Dichloroethane	2.3 UJ	0.83	2.3	5.7	UG/KG
	OT29-SO-J09A1-11-1415	SOIL	N	1,2-Dichloropropane	2.3 UJ	0.68	2.3	5.7	UG/KG
	OT29-SO-J09A1-11-1415	SOIL	N	1,3,5-Trimethylbenzene	1.1 UJ	0.4	1.1	5.7	UG/KG
	OT29-SO-J09A1-11-1415	SOIL	N	1,3-Dichlorobenzene	1.1 UJ	0.34	1.1	5.7	UG/KG
	OT29-SO-J09A1-11-1415	SOIL	N	1,4-Dichlorobenzene	2.3 UJ	0.88	2.3	5.7	UG/KG
	OT29-SO-J09A1-11-1415	SOIL	N	1,4-Dioxane	85 UJ	44	85	280	UG/KG
	OT29-SO-J09A1-11-1415	SOIL	N	2-Butanone (MEK)	5.7 UJ	1.6	5.7	11	UG/KG
	OT29-SO-J09A1-11-1415	SOIL	N	2-Hexanone	2.3 UJ	0.84	2.3	11	UG/KG
	OT29-SO-J09A1-11-1415	SOIL	N	4-Methyl-2-pentanone (MIBK)	2.3 UJ	1	2.3	11	UG/KG
	OT29-SO-J09A1-11-1415	SOIL	N	Acetone	9.5 U	1.6	5.7	23	UG/KG
	OT29-SO-J09A1-11-1415	SOIL	N	Benzene	1.1 UJ	0.29	1.1	5.7	UG/KG
	OT29-SO-J09A1-11-1415	SOIL	N	Bromochloromethane	2.3 UJ	1.1	2.3	5.7	UG/KG
	OT29-SO-J09A1-11-1415	SOIL	N	Bromodichloromethane	2.3 UJ	0.6	2.3	5.7	UG/KG
	OT29-SO-J09A1-11-1415	SOIL	N	Bromoform	1.1 UJ	0.45	1.1	5.7	UG/KG
	OT29-SO-J09A1-11-1415	SOIL	N	Bromomethane	2.3 UJ	0.98	2.3	5.7	UG/KG

Table 3. Summary of Analytical Results for Discrete Soil Samples for the Open Detonation Unit, Kirtland Air Force Base, December 2015

Method	Sample ID	Matrix	QA/QC Type	Analyte	Result*	DL	LOD	LOQ	Units
SW8260B									
	OT29-SO-J09A1-11-1415	SOIL	N	Carbon disulfide	1.1 UJ	0.56	1.1	11	UG/KG
	OT29-SO-J09A1-11-1415	SOIL	N	Carbon tetrachloride	2.3 UJ	0.6	2.3	5.7	UG/KG
	OT29-SO-J09A1-11-1415	SOIL	N	Chlorobenzene	1.1 UJ	0.33	1.1	5.7	UG/KG
	OT29-SO-J09A1-11-1415	SOIL	N	Chloroethane	1.1 UJ	0.51	1.1	5.7	UG/KG
	OT29-SO-J09A1-11-1415	SOIL	N	Chloroform	1.1 UJ	0.29	1.1	5.7	UG/KG
	OT29-SO-J09A1-11-1415	SOIL	N	Chloromethane	1.1 UJ	0.57	1.1	5.7	UG/KG
	OT29-SO-J09A1-11-1415	SOIL	N	cis-1,2-Dichloroethene	2.3 UJ	1	2.3	5.7	UG/KG
	OT29-SO-J09A1-11-1415	SOIL	N	cis-1,3-Dichloropropene	2.3 UJ	0.73	2.3	5.7	UG/KG
	OT29-SO-J09A1-11-1415	SOIL	N	Cyclohexane	1.1 UN	1.1	1.1	11	UG/KG
	OT29-SO-J09A1-11-1415	SOIL	N	Dibromochloromethane	1.1 UJ	0.29	1.1	5.7	UG/KG
	OT29-SO-J09A1-11-1415	SOIL	N	Dichlorodifluoromethane	2.3 UJ	1	2.3	5.7	UG/KG
	OT29-SO-J09A1-11-1415	SOIL	N	Ethylbenzene	1.1 UJ	0.39	1.1	5.7	UG/KG
	OT29-SO-J09A1-11-1415	SOIL	N	Isopropylbenzene	2.3 UJ	0.59	2.3	5.7	UG/KG
	OT29-SO-J09A1-11-1415	SOIL	N	Methyl Acetate	1.1 UN	1.1	1.1	11	UG/KG
	OT29-SO-J09A1-11-1415	SOIL	N	Methyl cyclohexane	1.1 UN	1.1	1.1	11	UG/KG
	OT29-SO-J09A1-11-1415	SOIL	N	Methyl tert-butyl ether	2.3 UJ	0.68	2.3	5.7	UG/KG
	OT29-SO-J09A1-11-1415	SOIL	N	Methylene Chloride	2.3 UJ	0.95	2.3	5.7	UG/KG
	OT29-SO-J09A1-11-1415	SOIL	N	m-Xylene & p-Xylene	2.3 UJ	0.92	2.3	5.7	UG/KG
	OT29-SO-J09A1-11-1415	SOIL	N	Naphthalene	2.3 UJ	0.71	2.3	5.7	UG/KG
	OT29-SO-J09A1-11-1415	SOIL	N	o-Xylene	1.1 UJ	0.37	1.1	5.7	UG/KG
	OT29-SO-J09A1-11-1415	SOIL	N	Styrene	1.1 UJ	0.35	1.1	5.7	UG/KG
	OT29-SO-J09A1-11-1415	SOIL	N	Tetrachloroethene	2.3 UJ	0.69	2.3	5.7	UG/KG
	OT29-SO-J09A1-11-1415	SOIL	N	Toluene	0.71 J	0.69	2.3	5.7	UG/KG

Table 3. Summary of Analytical Results for Discrete Soil Samples for the Open Detonation Unit, Kirtland Air Force Base, December 2015

Method	Sample ID	Matrix	QA/QC Type	Analyte	Result*	DL	LOD	LOQ	Units
SW8260B									
	OT29-SO-J09A1-11-1415	SOIL	N	trans-1,2-Dichloroethene	1.1 UJ	0.43	1.1	5.7	UG/KG
	OT29-SO-J09A1-11-1415	SOIL	N	trans-1,3-Dichloropropene	2.3 UJ	0.85	2.3	5.7	UG/KG
	OT29-SO-J09A1-11-1415	SOIL	N	Trichloroethene	2.3 UJ	0.68	2.3	5.7	UG/KG
	OT29-SO-J09A1-11-1415	SOIL	N	Trichlorofluoromethane	1.1 UJ	0.39	1.1	5.7	UG/KG
	OT29-SO-J09A1-11-1415	SOIL	N	Vinyl chloride	1.1 UJ	0.41	1.1	5.7	UG/KG
	OT29-SO-J09A1-15-0001	SOIL	N	1,1,1-Trichloroethane	1.1 UJ	0.38	1.1	5.3	UG/KG
	OT29-SO-J09A1-15-0001	SOIL	N	1,1,2,2-Tetrachloroethane	2.1 UJ	0.72	2.1	5.3	UG/KG
	OT29-SO-J09A1-15-0001	SOIL	N	1,1,2-Trichloro-1,2,2-trifluoroethane	1.1 UJ	0.88	1.1	11	UG/KG
	OT29-SO-J09A1-15-0001	SOIL	N	1,1,2-Trichloroethane	1.1 UJ	0.46	1.1	5.3	UG/KG
	OT29-SO-J09A1-15-0001	SOIL	N	1,1-Dichloroethane	1.1 UJ	0.31	1.1	5.3	UG/KG
	OT29-SO-J09A1-15-0001	SOIL	N	1,1-Dichloroethene	1.1 UJ	0.27	1.1	5.3	UG/KG
	OT29-SO-J09A1-15-0001	SOIL	N	1,2,3-Trichlorobenzene	2.1 UJ	0.79	2.1	5.3	UG/KG
	OT29-SO-J09A1-15-0001	SOIL	N	1,2,3-Trichloropropane	2.1 UJ	0.8	2.1	5.3	UG/KG
	OT29-SO-J09A1-15-0001	SOIL	N	1,2,4-Trichlorobenzene	2.1 UJ	0.79	2.1	5.3	UG/KG
	OT29-SO-J09A1-15-0001	SOIL	N	1,2,4-Trimethylbenzene	2.1 UJ	0.54	2.1	5.3	UG/KG
	OT29-SO-J09A1-15-0001	SOIL	N	1,2-Dibromo-3-Chloropropane	2.1 UJ	0.93	2.1	11	UG/KG
	OT29-SO-J09A1-15-0001	SOIL	N	1,2-Dibromoethane (EDB)	1.1 UJ	0.28	1.1	11	UG/KG
	OT29-SO-J09A1-15-0001	SOIL	N	1,2-Dichlorobenzene	2.1 UJ	0.68	2.1	5.3	UG/KG
	OT29-SO-J09A1-15-0001	SOIL	N	1,2-Dichloroethane	2.1 UJ	0.77	2.1	5.3	UG/KG
	OT29-SO-J09A1-15-0001	SOIL	N	1,2-Dichloropropane	2.1 UJ	0.63	2.1	5.3	UG/KG
	OT29-SO-J09A1-15-0001	SOIL	N	1,3,5-Trimethylbenzene	1.1 UJ	0.37	1.1	5.3	UG/KG
	OT29-SO-J09A1-15-0001	SOIL	N	1,3-Dichlorobenzene	1.1 UJ	0.32	1.1	5.3	UG/KG
	OT29-SO-J09A1-15-0001	SOIL	N	1,4-Dichlorobenzene	2.1 UJ	0.82	2.1	5.3	UG/KG

Table 3. Summary of Analytical Results for Discrete Soil Samples for the Open Detonation Unit, Kirtland Air Force Base, December 2015

Method	Sample ID	Matrix	QA/QC Type	Analyte	Result*	DL	LOD	LOQ	Units
SW8260B									
	OT29-SO-J09A1-15-0001	SOIL	N	1,4-Dioxane	79 U	41	79	260	UG/KG
	OT29-SO-J09A1-15-0001	SOIL	N	2-Butanone (MEK)	5.3 UJ	1.5	5.3	11	UG/KG
	OT29-SO-J09A1-15-0001	SOIL	N	2-Hexanone	2.1 UJ	0.78	2.1	11	UG/KG
	OT29-SO-J09A1-15-0001	SOIL	N	4-Methyl-2-pentanone (MIBK)	2.1 UJ	0.97	2.1	11	UG/KG
	OT29-SO-J09A1-15-0001	SOIL	N	Acetone	27 U	1.5	5.3	21	UG/KG
	OT29-SO-J09A1-15-0001	SOIL	N	Benzene	0.79 J	0.27	1.1	5.3	UG/KG
	OT29-SO-J09A1-15-0001	SOIL	N	Bromochloromethane	2.1 UJ	0.99	2.1	5.3	UG/KG
	OT29-SO-J09A1-15-0001	SOIL	N	Bromodichloromethane	2.1 UJ	0.56	2.1	5.3	UG/KG
	OT29-SO-J09A1-15-0001	SOIL	N	Bromoform	1.1 UJ	0.42	1.1	5.3	UG/KG
	OT29-SO-J09A1-15-0001	SOIL	N	Bromomethane	2.1 UJ	0.91	2.1	5.3	UG/KG
	OT29-SO-J09A1-15-0001	SOIL	N	Carbon disulfide	1.1 UJ	0.52	1.1	11	UG/KG
	OT29-SO-J09A1-15-0001	SOIL	N	Carbon tetrachloride	2.1 UJ	0.56	2.1	5.3	UG/KG
	OT29-SO-J09A1-15-0001	SOIL	N	Chlorobenzene	1.1 UJ	0.31	1.1	5.3	UG/KG
	OT29-SO-J09A1-15-0001	SOIL	N	Chloroethane	1.1 UJ	0.47	1.1	5.3	UG/KG
	OT29-SO-J09A1-15-0001	SOIL	N	Chloroform	1.1 UJ	0.27	1.1	5.3	UG/KG
	OT29-SO-J09A1-15-0001	SOIL	N	Chloromethane	1.1 UJ	0.53	1.1	5.3	UG/KG
	OT29-SO-J09A1-15-0001	SOIL	N	cis-1,2-Dichloroethene	2.1 UJ	0.94	2.1	5.3	UG/KG
	OT29-SO-J09A1-15-0001	SOIL	N	cis-1,3-Dichloropropene	2.1 UJ	0.68	2.1	5.3	UG/KG
	OT29-SO-J09A1-15-0001	SOIL	N	Cyclohexane	1.1 UN	1.1	1.1	11	UG/KG
	OT29-SO-J09A1-15-0001	SOIL	N	Dibromochloromethane	1.1 UJ	0.27	1.1	5.3	UG/KG
	OT29-SO-J09A1-15-0001	SOIL	N	Dichlorodifluoromethane	2.1 UJ	0.94	2.1	5.3	UG/KG
	OT29-SO-J09A1-15-0001	SOIL	N	Ethylbenzene	1.1 UJ	0.36	1.1	5.3	UG/KG
	OT29-SO-J09A1-15-0001	SOIL	N	Isopropylbenzene	2.1 UJ	0.55	2.1	5.3	UG/KG

Table 3. Summary of Analytical Results for Discrete Soil Samples for the Open Detonation Unit, Kirtland Air Force Base, December 2015

Method	Sample ID	Matrix	QA/QC Type	Analyte	Result*	DL	LOD	LOQ	Units
SW8260B									
	OT29-SO-J09A1-15-0001	SOIL	N	Methyl Acetate	1.1 UN	1.1	1.1	11	UG/KG
	OT29-SO-J09A1-15-0001	SOIL	N	Methyl cyclohexane	1.1 UN	1.1	1.1	11	UG/KG
	OT29-SO-J09A1-15-0001	SOIL	N	Methyl tert-butyl ether	2.1 UJ	0.63	2.1	5.3	UG/KG
	OT29-SO-J09A1-15-0001	SOIL	N	Methylene Chloride	2.1 UJ	0.89	2.1	5.3	UG/KG
	OT29-SO-J09A1-15-0001	SOIL	N	m-Xylene & p-Xylene	2.1 UJ	0.85	2.1	5.3	UG/KG
	OT29-SO-J09A1-15-0001	SOIL	N	Naphthalene	2.1 UJ	0.66	2.1	5.3	UG/KG
	OT29-SO-J09A1-15-0001	SOIL	N	o-Xylene	1.1 UJ	0.35	1.1	5.3	UG/KG
	OT29-SO-J09A1-15-0001	SOIL	N	Styrene	1.1 UJ	0.33	1.1	5.3	UG/KG
	OT29-SO-J09A1-15-0001	SOIL	N	Tetrachloroethene	2.1 UJ	0.64	2.1	5.3	UG/KG
	OT29-SO-J09A1-15-0001	SOIL	N	Toluene	2.6 J	0.64	2.1	5.3	UG/KG
	OT29-SO-J09A1-15-0001	SOIL	N	trans-1,2-Dichloroethene	1.1 UJ	0.4	1.1	5.3	UG/KG
	OT29-SO-J09A1-15-0001	SOIL	N	trans-1,3-Dichloropropene	2.1 UJ	0.79	2.1	5.3	UG/KG
	OT29-SO-J09A1-15-0001	SOIL	N	Trichloroethene	2.1 UJ	0.63	2.1	5.3	UG/KG
	OT29-SO-J09A1-15-0001	SOIL	N	Trichlorofluoromethane	1.1 UJ	0.36	1.1	5.3	UG/KG
	OT29-SO-J09A1-15-0001	SOIL	N	Vinyl chloride	1.1 UJ	0.38	1.1	5.3	UG/KG
	OT29-SO-J09A1-15-1415	SOIL	N	1,1,1-Trichloroethane	1 UJ	0.36	1	5	UG/KG
	OT29-SO-J09A1-15-1415	SOIL	N	1,1,2,2-Tetrachloroethane	2 U	0.68	2	5	UG/KG
	OT29-SO-J09A1-15-1415	SOIL	N	1,1,2-Trichloro-1,2,2-trifluoroethane	1 UJ	0.83	1	10	UG/KG
	OT29-SO-J09A1-15-1415	SOIL	N	1,1,2-Trichloroethane	1 UJ	0.44	1	5	UG/KG
	OT29-SO-J09A1-15-1415	SOIL	N	1,1-Dichloroethane	1 UJ	0.29	1	5	UG/KG
	OT29-SO-J09A1-15-1415	SOIL	N	1,1-Dichloroethene	1 UJ	0.26	1	5	UG/KG
	OT29-SO-J09A1-15-1415	SOIL	N	1,2,3-Trichlorobenzene	2 U	0.75	2	5	UG/KG
	OT29-SO-J09A1-15-1415	SOIL	N	1,2,3-Trichloropropane	2 U	0.76	2	5	UG/KG

Table 3. Summary of Analytical Results for Discrete Soil Samples for the Open Detonation Unit, Kirtland Air Force Base, December 2015

Method	Sample ID	Matrix	QA/QC Type	Analyte	Result*	DL	LOD	LOQ	Units
SW8260B									
	OT29-SO-J09A1-15-1415	SOIL	N	1,2,4-Trichlorobenzene	2 U	0.75	2	5	UG/KG
	OT29-SO-J09A1-15-1415	SOIL	N	1,2,4-Trimethylbenzene	2 U	0.51	2	5	UG/KG
	OT29-SO-J09A1-15-1415	SOIL	N	1,2-Dibromo-3-Chloropropane	2 U	0.88	2	10	UG/KG
	OT29-SO-J09A1-15-1415	SOIL	N	1,2-Dibromoethane (EDB)	1 UJ	0.27	1	10	UG/KG
	OT29-SO-J09A1-15-1415	SOIL	N	1,2-Dichlorobenzene	2 U	0.64	2	5	UG/KG
	OT29-SO-J09A1-15-1415	SOIL	N	1,2-Dichloroethane	2 UJ	0.73	2	5	UG/KG
	OT29-SO-J09A1-15-1415	SOIL	N	1,2-Dichloropropane	2 UJ	0.6	2	5	UG/KG
	OT29-SO-J09A1-15-1415	SOIL	N	1,3,5-Trimethylbenzene	1 U	0.35	1	5	UG/KG
	OT29-SO-J09A1-15-1415	SOIL	N	1,3-Dichlorobenzene	1 U	0.3	1	5	UG/KG
	OT29-SO-J09A1-15-1415	SOIL	N	1,4-Dichlorobenzene	2 U	0.78	2	5	UG/KG
	OT29-SO-J09A1-15-1415	SOIL	N	1,4-Dioxane	75 U	39	75	250	UG/KG
	OT29-SO-J09A1-15-1415	SOIL	N	2-Butanone (MEK)	1.7 U	1.4	5	10	UG/KG
	OT29-SO-J09A1-15-1415	SOIL	N	2-Hexanone	2 U	0.74	2	10	UG/KG
	OT29-SO-J09A1-15-1415	SOIL	N	4-Methyl-2-pentanone (MIBK)	2 U	0.92	2	10	UG/KG
	OT29-SO-J09A1-15-1415	SOIL	N	Acetone	8.2 U	1.4	5	20	UG/KG
	OT29-SO-J09A1-15-1415	SOIL	N	Benzene	0.72 J	0.26	1	5	UG/KG
	OT29-SO-J09A1-15-1415	SOIL	N	Bromochloromethane	2 UJ	0.94	2	5	UG/KG
	OT29-SO-J09A1-15-1415	SOIL	N	Bromodichloromethane	2 UJ	0.53	2	5	UG/KG
	OT29-SO-J09A1-15-1415	SOIL	N	Bromoform	1 UJ	0.4	1	5	UG/KG
	OT29-SO-J09A1-15-1415	SOIL	N	Bromomethane	2 UJ	0.86	2	5	UG/KG
	OT29-SO-J09A1-15-1415	SOIL	N	Carbon disulfide	1 UJ	0.49	1	10	UG/KG
	OT29-SO-J09A1-15-1415	SOIL	N	Carbon tetrachloride	2 UJ	0.53	2	5	UG/KG
	OT29-SO-J09A1-15-1415	SOIL	N	Chlorobenzene	1 UJ	0.29	1	5	UG/KG

Table 3. Summary of Analytical Results for Discrete Soil Samples for the Open Detonation Unit, Kirtland Air Force Base, December 2015

Method	Sample ID	Matrix	QA/QC Type	Analyte	Result*	DL	LOD	LOQ	Units
SW8260B									
	OT29-SO-J09A1-15-1415	SOIL	N	Chloroethane	1 UJ	0.45	1	5	UG/KG
	OT29-SO-J09A1-15-1415	SOIL	N	Chloroform	1 UJ	0.26	1	5	UG/KG
	OT29-SO-J09A1-15-1415	SOIL	N	Chloromethane	1 UJ	0.5	1	5	UG/KG
	OT29-SO-J09A1-15-1415	SOIL	N	cis-1,2-Dichloroethene	2 UJ	0.89	2	5	UG/KG
	OT29-SO-J09A1-15-1415	SOIL	N	cis-1,3-Dichloropropene	2 UJ	0.64	2	5	UG/KG
	OT29-SO-J09A1-15-1415	SOIL	N	Cyclohexane	1 UN	1	1	10	UG/KG
	OT29-SO-J09A1-15-1415	SOIL	N	Dibromochloromethane	1 UJ	0.26	1	5	UG/KG
	OT29-SO-J09A1-15-1415	SOIL	N	Dichlorodifluoromethane	2 UJ	0.89	2	5	UG/KG
	OT29-SO-J09A1-15-1415	SOIL	N	Ethylbenzene	1 UJ	0.34	1	5	UG/KG
	OT29-SO-J09A1-15-1415	SOIL	N	Isopropylbenzene	2 UJ	0.52	2	5	UG/KG
	OT29-SO-J09A1-15-1415	SOIL	N	Methyl Acetate	1 UN	1	1	10	UG/KG
	OT29-SO-J09A1-15-1415	SOIL	N	Methyl cyclohexane	1 UN	1	1	10	UG/KG
	OT29-SO-J09A1-15-1415	SOIL	N	Methyl tert-butyl ether	2 UJ	0.6	2	5	UG/KG
	OT29-SO-J09A1-15-1415	SOIL	N	Methylene Chloride	2 UJ	0.84	2	5	UG/KG
	OT29-SO-J09A1-15-1415	SOIL	N	m-Xylene & p-Xylene	1.1 J	0.81	2	5	UG/KG
	OT29-SO-J09A1-15-1415	SOIL	N	Naphthalene	2 U	0.63	2	5	UG/KG
	OT29-SO-J09A1-15-1415	SOIL	N	o-Xylene	1 UJ	0.33	1	5	UG/KG
	OT29-SO-J09A1-15-1415	SOIL	N	Styrene	1 UJ	0.31	1	5	UG/KG
	OT29-SO-J09A1-15-1415	SOIL	N	Tetrachloroethene	2 UJ	0.61	2	5	UG/KG
	OT29-SO-J09A1-15-1415	SOIL	N	Toluene	1.5 J	0.61	2	5	UG/KG
	OT29-SO-J09A1-15-1415	SOIL	N	trans-1,2-Dichloroethene	1 UJ	0.38	1	5	UG/KG
	OT29-SO-J09A1-15-1415	SOIL	N	trans-1,3-Dichloropropene	2 UJ	0.75	2	5	UG/KG
	OT29-SO-J09A1-15-1415	SOIL	N	Trichloroethene	2 UJ	0.6	2	5	UG/KG

Table 3. Summary of Analytical Results for Discrete Soil Samples for the Open Detonation Unit, Kirtland Air Force Base, December 2015

Method	Sample ID	Matrix	QA/QC Type	Analyte	Result*	DL	LOD	LOQ	Units
SW8260B									
	OT29-SO-J09A1-15-1415	SOIL	N	Trichlorofluoromethane	1 UJ	0.34	1	5	UG/KG
	OT29-SO-J09A1-15-1415	SOIL	N	Vinyl chloride	1 UJ	0.36	1	5	UG/KG
	OT29-SO-J09B2-02-0001	SOIL	N	1,1,1-Trichloroethane	1.1 UJ	0.4	1.1	5.5	UG/KG
	OT29-SO-J09B2-02-0001	SOIL	N	1,1,2,2-Tetrachloroethane	2.2 U	0.75	2.2	5.5	UG/KG
	OT29-SO-J09B2-02-0001	SOIL	N	1,1,2-Trichloro-1,2,2-trifluoroethane	1.1 UJ	0.91	1.1	11	UG/KG
	OT29-SO-J09B2-02-0001	SOIL	N	1,1,2-Trichloroethane	1.1 UJ	0.48	1.1	5.5	UG/KG
	OT29-SO-J09B2-02-0001	SOIL	N	1,1-Dichloroethane	1.1 UJ	0.32	1.1	5.5	UG/KG
	OT29-SO-J09B2-02-0001	SOIL	N	1,1-Dichloroethene	1.1 UJ	0.29	1.1	5.5	UG/KG
	OT29-SO-J09B2-02-0001	SOIL	N	1,2,3-Trichlorobenzene	2.2 U	0.82	2.2	5.5	UG/KG
	OT29-SO-J09B2-02-0001	SOIL	N	1,2,3-Trichloropropane	2.2 U	0.83	2.2	5.5	UG/KG
	OT29-SO-J09B2-02-0001	SOIL	N	1,2,4-Trichlorobenzene	2.2 U	0.82	2.2	5.5	UG/KG
	OT29-SO-J09B2-02-0001	SOIL	N	1,2,4-Trimethylbenzene	2.2 U	0.56	2.2	5.5	UG/KG
	OT29-SO-J09B2-02-0001	SOIL	N	1,2-Dibromo-3-Chloropropane	2.2 U	0.97	2.2	11	UG/KG
	OT29-SO-J09B2-02-0001	SOIL	N	1,2-Dibromoethane (EDB)	1.1 UJ	0.3	1.1	11	UG/KG
	OT29-SO-J09B2-02-0001	SOIL	N	1,2-Dichlorobenzene	2.2 U	0.7	2.2	5.5	UG/KG
	OT29-SO-J09B2-02-0001	SOIL	N	1,2-Dichloroethane	2.2 UJ	0.8	2.2	5.5	UG/KG
	OT29-SO-J09B2-02-0001	SOIL	N	1,2-Dichloropropane	2.2 UJ	0.66	2.2	5.5	UG/KG
	OT29-SO-J09B2-02-0001	SOIL	N	1,3,5-Trimethylbenzene	1.1 U	0.38	1.1	5.5	UG/KG
	OT29-SO-J09B2-02-0001	SOIL	N	1,3-Dichlorobenzene	1.1 U	0.33	1.1	5.5	UG/KG
	OT29-SO-J09B2-02-0001	SOIL	N	1,4-Dichlorobenzene	2.2 U	0.86	2.2	5.5	UG/KG
	OT29-SO-J09B2-02-0001	SOIL	N	1,4-Dioxane	82 U	43	82	270	UG/KG
	OT29-SO-J09B2-02-0001	SOIL	N	2-Butanone (MEK)	5 U	1.5	5.5	11	UG/KG
	OT29-SO-J09B2-02-0001	SOIL	N	2-Hexanone	2.2 U	0.81	2.2	11	UG/KG

Table 3. Summary of Analytical Results for Discrete Soil Samples for the Open Detonation Unit, Kirtland Air Force Base, December 2015

Method	Sample ID	Matrix	QA/QC Type	Analyte	Result*	DL	LOD	LOQ	Units
SW8260B									
	OT29-SO-J09B2-02-0001	SOIL	N	4-Methyl-2-pentanone (MIBK)	2.2 UJ	1	2.2	11	UG/KG
	OT29-SO-J09B2-02-0001	SOIL	N	Acetone	27 U	1.5	5.5	22	UG/KG
	OT29-SO-J09B2-02-0001	SOIL	N	Benzene	1.7 J	0.29	1.1	5.5	UG/KG
	OT29-SO-J09B2-02-0001	SOIL	N	Bromochloromethane	2.2 UJ	1	2.2	5.5	UG/KG
	OT29-SO-J09B2-02-0001	SOIL	N	Bromodichloromethane	2.2 UJ	0.58	2.2	5.5	UG/KG
	OT29-SO-J09B2-02-0001	SOIL	N	Bromoform	1.1 UJ	0.44	1.1	5.5	UG/KG
	OT29-SO-J09B2-02-0001	SOIL	N	Bromomethane	2.2 UJ	0.94	2.2	5.5	UG/KG
	OT29-SO-J09B2-02-0001	SOIL	N	Carbon disulfide	1.1 UJ	0.54	1.1	11	UG/KG
	OT29-SO-J09B2-02-0001	SOIL	N	Carbon tetrachloride	2.2 UJ	0.58	2.2	5.5	UG/KG
	OT29-SO-J09B2-02-0001	SOIL	N	Chlorobenzene	1.1 UJ	0.32	1.1	5.5	UG/KG
	OT29-SO-J09B2-02-0001	SOIL	N	Chloroethane	1.1 UJ	0.49	1.1	5.5	UG/KG
	OT29-SO-J09B2-02-0001	SOIL	N	Chloroform	1.1 UJ	0.29	1.1	5.5	UG/KG
	OT29-SO-J09B2-02-0001	SOIL	N	Chloromethane	1.1 UJ	0.55	1.1	5.5	UG/KG
	OT29-SO-J09B2-02-0001	SOIL	N	cis-1,2-Dichloroethene	2.2 UJ	0.98	2.2	5.5	UG/KG
	OT29-SO-J09B2-02-0001	SOIL	N	cis-1,3-Dichloropropene	2.2 UJ	0.7	2.2	5.5	UG/KG
	OT29-SO-J09B2-02-0001	SOIL	N	Cyclohexane	1.1 UN	1.1	1.1	11	UG/KG
	OT29-SO-J09B2-02-0001	SOIL	N	Dibromochloromethane	1.1 UJ	0.29	1.1	5.5	UG/KG
	OT29-SO-J09B2-02-0001	SOIL	N	Dichlorodifluoromethane	2.2 UJ	0.98	2.2	5.5	UG/KG
	OT29-SO-J09B2-02-0001	SOIL	N	Ethylbenzene	0.5 J	0.37	1.1	5.5	UG/KG
	OT29-SO-J09B2-02-0001	SOIL	N	Isopropylbenzene	2.2 UJ	0.57	2.2	5.5	UG/KG
	OT29-SO-J09B2-02-0001	SOIL	N	Methyl Acetate	1.1 UN	1.1	1.1	11	UG/KG
	OT29-SO-J09B2-02-0001	SOIL	N	Methyl cyclohexane	1.1 UN	1.1	1.1	11	UG/KG
	OT29-SO-J09B2-02-0001	SOIL	N	Methyl tert-butyl ether	2.2 UJ	0.66	2.2	5.5	UG/KG

Table 3. Summary of Analytical Results for Discrete Soil Samples for the Open Detonation Unit, Kirtland Air Force Base, December 2015

Method	Sample ID	Matrix	QA/QC Type	Analyte	Result*	DL	LOD	LOQ	Units
SW8260B									
	OT29-SO-J09B2-02-0001	SOIL	N	Methylene Chloride	2.2 UJ	0.92	2.2	5.5	UG/KG
	OT29-SO-J09B2-02-0001	SOIL	N	m-Xylene & p-Xylene	0.97 J	0.89	2.2	5.5	UG/KG
	OT29-SO-J09B2-02-0001	SOIL	N	Naphthalene	2.2 U	0.69	2.2	5.5	UG/KG
	OT29-SO-J09B2-02-0001	SOIL	N	o-Xylene	0.38 J	0.36	1.1	5.5	UG/KG
	OT29-SO-J09B2-02-0001	SOIL	N	Styrene	1.1 UJ	0.34	1.1	5.5	UG/KG
	OT29-SO-J09B2-02-0001	SOIL	N	Tetrachloroethene	2.2 UJ	0.67	2.2	5.5	UG/KG
	OT29-SO-J09B2-02-0001	SOIL	N	Toluene	3.5 J	0.67	2.2	5.5	UG/KG
	OT29-SO-J09B2-02-0001	SOIL	N	trans-1,2-Dichloroethene	1.1 UJ	0.42	1.1	5.5	UG/KG
	OT29-SO-J09B2-02-0001	SOIL	N	trans-1,3-Dichloropropene	2.2 UJ	0.82	2.2	5.5	UG/KG
	OT29-SO-J09B2-02-0001	SOIL	N	Trichloroethene	2.2 UJ	0.66	2.2	5.5	UG/KG
	OT29-SO-J09B2-02-0001	SOIL	N	Trichlorofluoromethane	1.1 UJ	0.37	1.1	5.5	UG/KG
	OT29-SO-J09B2-02-0001	SOIL	N	Vinyl chloride	1.1 UJ	0.4	1.1	5.5	UG/KG
	OT29-SO-J09B2-02-1415	SOIL	N	1,1,1-Trichloroethane	1.3 U	0.46	1.3	6.5	UG/KG
	OT29-SO-J09B2-02-1415	SOIL	N	1,1,2,2-Tetrachloroethane	2.6 U	0.88	2.6	6.5	UG/KG
	OT29-SO-J09B2-02-1415	SOIL	N	1,1,2-Trichloro-1,2,2-trifluoroethane	1.3 U	1.1	1.3	13	UG/KG
	OT29-SO-J09B2-02-1415	SOIL	N	1,1,2-Trichloroethane	1.3 U	0.57	1.3	6.5	UG/KG
	OT29-SO-J09B2-02-1415	SOIL	N	1,1-Dichloroethane	1.3 U	0.37	1.3	6.5	UG/KG
	OT29-SO-J09B2-02-1415	SOIL	N	1,1-Dichloroethene	1.3 U	0.34	1.3	6.5	UG/KG
	OT29-SO-J09B2-02-1415	SOIL	N	1,2,3-Trichlorobenzene	2.6 U	0.97	2.6	6.5	UG/KG
	OT29-SO-J09B2-02-1415	SOIL	N	1,2,3-Trichloropropane	2.6 U	0.98	2.6	6.5	UG/KG
	OT29-SO-J09B2-02-1415	SOIL	N	1,2,4-Trichlorobenzene	2.6 U	0.97	2.6	6.5	UG/KG
	OT29-SO-J09B2-02-1415	SOIL	N	1,2,4-Trimethylbenzene	2.6 U	0.66	2.6	6.5	UG/KG
	OT29-SO-J09B2-02-1415	SOIL	N	1,2-Dibromo-3-Chloropropane	2.6 U	1.1	2.6	13	UG/KG

Table 3. Summary of Analytical Results for Discrete Soil Samples for the Open Detonation Unit, Kirtland Air Force Base, December 2015

Method	Sample ID	Matrix	QA/QC Type	Analyte	Result*	DL	LOD	LOQ	Units
SW8260B									
	OT29-SO-J09B2-02-1415	SOIL	N	1,2-Dibromoethane (EDB)	1.3 U	0.35	1.3	13	UG/KG
	OT29-SO-J09B2-02-1415	SOIL	N	1,2-Dichlorobenzene	2.6 U	0.83	2.6	6.5	UG/KG
	OT29-SO-J09B2-02-1415	SOIL	N	1,2-Dichloroethane	2.6 U	0.94	2.6	6.5	UG/KG
	OT29-SO-J09B2-02-1415	SOIL	N	1,2-Dichloropropane	2.6 U	0.77	2.6	6.5	UG/KG
	OT29-SO-J09B2-02-1415	SOIL	N	1,3,5-Trimethylbenzene	1.3 U	0.45	1.3	6.5	UG/KG
	OT29-SO-J09B2-02-1415	SOIL	N	1,3-Dichlorobenzene	1.3 U	0.39	1.3	6.5	UG/KG
	OT29-SO-J09B2-02-1415	SOIL	N	1,4-Dichlorobenzene	2.6 U	1	2.6	6.5	UG/KG
	OT29-SO-J09B2-02-1415	SOIL	N	1,4-Dioxane	97 U	50	97	320	UG/KG
	OT29-SO-J09B2-02-1415	SOIL	N	2-Butanone (MEK)	2.4 U	1.8	6.5	13	UG/KG
	OT29-SO-J09B2-02-1415	SOIL	N	2-Hexanone	2.6 U	0.95	2.6	13	UG/KG
	OT29-SO-J09B2-02-1415	SOIL	N	4-Methyl-2-pentanone (MIBK)	2.6 U	1.2	2.6	13	UG/KG
	OT29-SO-J09B2-02-1415	SOIL	N	Acetone	13 U	1.8	6.5	26	UG/KG
	OT29-SO-J09B2-02-1415	SOIL	N	Benzene	1.3 U	0.34	1.3	6.5	UG/KG
	OT29-SO-J09B2-02-1415	SOIL	N	Bromochloromethane	2.6 U	1.2	2.6	6.5	UG/KG
	OT29-SO-J09B2-02-1415	SOIL	N	Bromodichloromethane	2.6 U	0.68	2.6	6.5	UG/KG
	OT29-SO-J09B2-02-1415	SOIL	N	Bromoform	1.3 U	0.52	1.3	6.5	UG/KG
	OT29-SO-J09B2-02-1415	SOIL	N	Bromomethane	2.6 U	1.1	2.6	6.5	UG/KG
	OT29-SO-J09B2-02-1415	SOIL	N	Carbon disulfide	1.3 U	0.63	1.3	13	UG/KG
	OT29-SO-J09B2-02-1415	SOIL	N	Carbon tetrachloride	2.6 U	0.68	2.6	6.5	UG/KG
	OT29-SO-J09B2-02-1415	SOIL	N	Chlorobenzene	1.3 U	0.37	1.3	6.5	UG/KG
	OT29-SO-J09B2-02-1415	SOIL	N	Chloroethane	1.3 U	0.58	1.3	6.5	UG/KG
	OT29-SO-J09B2-02-1415	SOIL	N	Chloroform	1.3 U	0.34	1.3	6.5	UG/KG
	OT29-SO-J09B2-02-1415	SOIL	N	Chloromethane	1.3 U	0.65	1.3	6.5	UG/KG

Table 3. Summary of Analytical Results for Discrete Soil Samples for the Open Detonation Unit, Kirtland Air Force Base, December 2015

Method	Sample ID	Matrix	QA/QC Type	Analyte	Result*	DL	LOD	LOQ	Units
SW8260B									
	OT29-SO-J09B2-02-1415	SOIL	N	cis-1,2-Dichloroethene	2.6 U	1.1	2.6	6.5	UG/KG
	OT29-SO-J09B2-02-1415	SOIL	N	cis-1,3-Dichloropropene	2.6 U	0.83	2.6	6.5	UG/KG
	OT29-SO-J09B2-02-1415	SOIL	N	Cyclohexane	1.3 UN	1.3	1.3	13	UG/KG
	OT29-SO-J09B2-02-1415	SOIL	N	Dibromochloromethane	1.3 U	0.34	1.3	6.5	UG/KG
	OT29-SO-J09B2-02-1415	SOIL	N	Dichlorodifluoromethane	2.6 U	1.1	2.6	6.5	UG/KG
	OT29-SO-J09B2-02-1415	SOIL	N	Ethylbenzene	1.3 U	0.44	1.3	6.5	UG/KG
	OT29-SO-J09B2-02-1415	SOIL	N	Isopropylbenzene	2.6 U	0.67	2.6	6.5	UG/KG
	OT29-SO-J09B2-02-1415	SOIL	N	Methyl Acetate	1.3 UN	1.3	1.3	13	UG/KG
	OT29-SO-J09B2-02-1415	SOIL	N	Methyl cyclohexane	1.3 UN	1.3	1.3	13	UG/KG
	OT29-SO-J09B2-02-1415	SOIL	N	Methyl tert-butyl ether	2.6 U	0.77	2.6	6.5	UG/KG
	OT29-SO-J09B2-02-1415	SOIL	N	Methylene Chloride	2.6 U	1.1	2.6	6.5	UG/KG
	OT29-SO-J09B2-02-1415	SOIL	N	m-Xylene & p-Xylene	2.6 U	1	2.6	6.5	UG/KG
	OT29-SO-J09B2-02-1415	SOIL	N	Naphthalene	2.6 U	0.81	2.6	6.5	UG/KG
	OT29-SO-J09B2-02-1415	SOIL	N	o-Xylene	1.3 U	0.43	1.3	6.5	UG/KG
	OT29-SO-J09B2-02-1415	SOIL	N	Styrene	1.3 U	0.4	1.3	6.5	UG/KG
	OT29-SO-J09B2-02-1415	SOIL	N	Tetrachloroethene	2.6 U	0.79	2.6	6.5	UG/KG
	OT29-SO-J09B2-02-1415	SOIL	N	Toluene	2.6 U	0.79	2.6	6.5	UG/KG
	OT29-SO-J09B2-02-1415	SOIL	N	trans-1,2-Dichloroethene	1.3 U	0.49	1.3	6.5	UG/KG
	OT29-SO-J09B2-02-1415	SOIL	N	trans-1,3-Dichloropropene	2.6 U	0.97	2.6	6.5	UG/KG
	OT29-SO-J09B2-02-1415	SOIL	N	Trichloroethene	2.6 U	0.77	2.6	6.5	UG/KG
	OT29-SO-J09B2-02-1415	SOIL	N	Trichlorofluoromethane	1.3 U	0.44	1.3	6.5	UG/KG
	OT29-SO-J09B2-02-1415	SOIL	N	Vinyl chloride	1.3 U	0.46	1.3	6.5	UG/KG
	OT29-SO-J09B2-04-0001	SOIL	N	1,1,1-Trichloroethane	0.96 U	0.35	0.96	4.8	UG/KG

Table 3. Summary of Analytical Results for Discrete Soil Samples for the Open Detonation Unit, Kirtland Air Force Base, December 2015

Method	Sample ID	Matrix	QA/QC Type	Analyte	Result*	DL	LOD	LOQ	Units
SW8260B									
	OT29-SO-J09B2-04-0001	SOIL	N	1,1,2,2-Tetrachloroethane	1.9 U	0.65	1.9	4.8	UG/KG
	OT29-SO-J09B2-04-0001	SOIL	N	1,1,2-Trichloro-1,2,2-trifluoroethane	0.96 U	0.8	0.96	9.6	UG/KG
	OT29-SO-J09B2-04-0001	SOIL	N	1,1,2-Trichloroethane	0.96 U	0.42	0.96	4.8	UG/KG
	OT29-SO-J09B2-04-0001	SOIL	N	1,1-Dichloroethane	0.96 U	0.28	0.96	4.8	UG/KG
	OT29-SO-J09B2-04-0001	SOIL	N	1,1-Dichloroethene	0.96 U	0.25	0.96	4.8	UG/KG
	OT29-SO-J09B2-04-0001	SOIL	N	1,2,3-Trichlorobenzene	1.9 U	0.72	1.9	4.8	UG/KG
	OT29-SO-J09B2-04-0001	SOIL	N	1,2,3-Trichloropropane	1.9 U	0.73	1.9	4.8	UG/KG
	OT29-SO-J09B2-04-0001	SOIL	N	1,2,4-Trichlorobenzene	1.9 U	0.72	1.9	4.8	UG/KG
	OT29-SO-J09B2-04-0001	SOIL	N	1,2,4-Trimethylbenzene	0.51 J	0.49	1.9	4.8	UG/KG
	OT29-SO-J09B2-04-0001	SOIL	N	1,2-Dibromo-3-Chloropropane	1.9 U	0.85	1.9	9.6	UG/KG
	OT29-SO-J09B2-04-0001	SOIL	N	1,2-Dibromoethane (EDB)	0.96 U	0.26	0.96	9.6	UG/KG
	OT29-SO-J09B2-04-0001	SOIL	N	1,2-Dichlorobenzene	1.9 U	0.62	1.9	4.8	UG/KG
	OT29-SO-J09B2-04-0001	SOIL	N	1,2-Dichloroethane	1.9 U	0.7	1.9	4.8	UG/KG
	OT29-SO-J09B2-04-0001	SOIL	N	1,2-Dichloropropane	1.9 U	0.58	1.9	4.8	UG/KG
	OT29-SO-J09B2-04-0001	SOIL	N	1,3,5-Trimethylbenzene	0.96 U	0.34	0.96	4.8	UG/KG
	OT29-SO-J09B2-04-0001	SOIL	N	1,3-Dichlorobenzene	0.96 U	0.29	0.96	4.8	UG/KG
	OT29-SO-J09B2-04-0001	SOIL	N	1,4-Dichlorobenzene	1.9 U	0.75	1.9	4.8	UG/KG
	OT29-SO-J09B2-04-0001	SOIL	N	1,4-Dioxane	72 U	38	72	240	UG/KG
	OT29-SO-J09B2-04-0001	SOIL	N	2-Butanone (MEK)	3.9 U	1.3	4.8	9.6	UG/KG
	OT29-SO-J09B2-04-0001	SOIL	N	2-Hexanone	1.9 U	0.71	1.9	9.6	UG/KG
	OT29-SO-J09B2-04-0001	SOIL	N	4-Methyl-2-pentanone (MIBK)	1.9 U	0.89	1.9	9.6	UG/KG
	OT29-SO-J09B2-04-0001	SOIL	N	Acetone	17 U	1.3	4.8	19	UG/KG
	OT29-SO-J09B2-04-0001	SOIL	N	Benzene	0.89 J	0.25	0.96	4.8	UG/KG

Table 3. Summary of Analytical Results for Discrete Soil Samples for the Open Detonation Unit, Kirtland Air Force Base, December 2015

Method	Sample ID	Matrix	QA/QC Type	Analyte	Result*	DL	LOD	LOQ	Units
SW8260B									
	OT29-SO-J09B2-04-0001	SOIL	N	Bromochloromethane	1.9 U	0.9	1.9	4.8	UG/KG
	OT29-SO-J09B2-04-0001	SOIL	N	Bromodichloromethane	1.9 U	0.51	1.9	4.8	UG/KG
	OT29-SO-J09B2-04-0001	SOIL	N	Bromoform	0.96 U	0.38	0.96	4.8	UG/KG
	OT29-SO-J09B2-04-0001	SOIL	N	Bromomethane	1.9 U	0.83	1.9	4.8	UG/KG
	OT29-SO-J09B2-04-0001	SOIL	N	Carbon disulfide	0.96 U	0.47	0.96	9.6	UG/KG
	OT29-SO-J09B2-04-0001	SOIL	N	Carbon tetrachloride	1.9 U	0.51	1.9	4.8	UG/KG
	OT29-SO-J09B2-04-0001	SOIL	N	Chlorobenzene	0.96 U	0.28	0.96	4.8	UG/KG
	OT29-SO-J09B2-04-0001	SOIL	N	Chloroethane	0.96 U	0.43	0.96	4.8	UG/KG
	OT29-SO-J09B2-04-0001	SOIL	N	Chloroform	0.96 U	0.25	0.96	4.8	UG/KG
	OT29-SO-J09B2-04-0001	SOIL	N	Chloromethane	0.96 U	0.48	0.96	4.8	UG/KG
	OT29-SO-J09B2-04-0001	SOIL	N	cis-1,2-Dichloroethene	1.9 U	0.86	1.9	4.8	UG/KG
	OT29-SO-J09B2-04-0001	SOIL	N	cis-1,3-Dichloropropene	1.9 U	0.62	1.9	4.8	UG/KG
	OT29-SO-J09B2-04-0001	SOIL	N	Cyclohexane	0.96 UN	0.96	0.96	9.6	UG/KG
	OT29-SO-J09B2-04-0001	SOIL	N	Dibromochloromethane	0.96 U	0.25	0.96	4.8	UG/KG
	OT29-SO-J09B2-04-0001	SOIL	N	Dichlorodifluoromethane	1.9 U	0.86	1.9	4.8	UG/KG
	OT29-SO-J09B2-04-0001	SOIL	N	Ethylbenzene	0.96 U	0.33	0.96	4.8	UG/KG
	OT29-SO-J09B2-04-0001	SOIL	N	Isopropylbenzene	1.9 U	0.5	1.9	4.8	UG/KG
	OT29-SO-J09B2-04-0001	SOIL	N	Methyl Acetate	0.96 UN	0.96	0.96	9.6	UG/KG
	OT29-SO-J09B2-04-0001	SOIL	N	Methyl cyclohexane	0.96 UN	0.96	0.96	9.6	UG/KG
	OT29-SO-J09B2-04-0001	SOIL	N	Methyl tert-butyl ether	1.9 U	0.58	1.9	4.8	UG/KG
	OT29-SO-J09B2-04-0001	SOIL	N	Methylene Chloride	1.9 U	0.81	1.9	4.8	UG/KG
	OT29-SO-J09B2-04-0001	SOIL	N	m-Xylene & p-Xylene	1.9 U	0.78	1.9	4.8	UG/KG
	OT29-SO-J09B2-04-0001	SOIL	N	Naphthalene	1.9 U	0.61	1.9	4.8	UG/KG

Table 3. Summary of Analytical Results for Discrete Soil Samples for the Open Detonation Unit, Kirtland Air Force Base, December 2015

Method	Sample ID	Matrix	QA/QC Type	Analyte	Result*	DL	LOD	LOQ	Units
SW8260B									
	OT29-SO-J09B2-04-0001	SOIL	N	o-Xylene	0.96 U	0.32	0.96	4.8	UG/KG
	OT29-SO-J09B2-04-0001	SOIL	N	Styrene	0.96 U	0.3	0.96	4.8	UG/KG
	OT29-SO-J09B2-04-0001	SOIL	N	Tetrachloroethene	1.9 U	0.59	1.9	4.8	UG/KG
	OT29-SO-J09B2-04-0001	SOIL	N	Toluene	2 J	0.59	1.9	4.8	UG/KG
	OT29-SO-J09B2-04-0001	SOIL	N	trans-1,2-Dichloroethene	0.96 U	0.37	0.96	4.8	UG/KG
	OT29-SO-J09B2-04-0001	SOIL	N	trans-1,3-Dichloropropene	1.9 U	0.72	1.9	4.8	UG/KG
	OT29-SO-J09B2-04-0001	SOIL	N	Trichloroethene	1.9 U	0.58	1.9	4.8	UG/KG
	OT29-SO-J09B2-04-0001	SOIL	N	Trichlorofluoromethane	0.96 U	0.33	0.96	4.8	UG/KG
	OT29-SO-J09B2-04-0001	SOIL	N	Vinyl chloride	0.96 U	0.35	0.96	4.8	UG/KG
	OT29-SO-J09B2-04-1415	SOIL	N	1,1,1-Trichloroethane	1 U	0.37	1	5.1	UG/KG
	OT29-SO-J09B2-04-1415	SOIL	N	1,1,2,2-Tetrachloroethane	2 U	0.7	2	5.1	UG/KG
	OT29-SO-J09B2-04-1415	SOIL	N	1,1,2-Trichloro-1,2,2-trifluoroethane	1 U	0.85	1	10	UG/KG
	OT29-SO-J09B2-04-1415	SOIL	N	1,1,2-Trichloroethane	1 U	0.45	1	5.1	UG/KG
	OT29-SO-J09B2-04-1415	SOIL	N	1,1-Dichloroethane	1 U	0.3	1	5.1	UG/KG
	OT29-SO-J09B2-04-1415	SOIL	N	1,1-Dichloroethene	1 U	0.27	1	5.1	UG/KG
	OT29-SO-J09B2-04-1415	SOIL	N	1,2,3-Trichlorobenzene	2 U	0.77	2	5.1	UG/KG
	OT29-SO-J09B2-04-1415	SOIL	N	1,2,3-Trichloropropane	2 U	0.78	2	5.1	UG/KG
	OT29-SO-J09B2-04-1415	SOIL	N	1,2,4-Trichlorobenzene	2 U	0.77	2	5.1	UG/KG
	OT29-SO-J09B2-04-1415	SOIL	N	1,2,4-Trimethylbenzene	2 U	0.52	2	5.1	UG/KG
	OT29-SO-J09B2-04-1415	SOIL	N	1,2-Dibromo-3-Chloropropane	2 U	0.9	2	10	UG/KG
	OT29-SO-J09B2-04-1415	SOIL	N	1,2-Dibromoethane (EDB)	1 U	0.28	1	10	UG/KG
	OT29-SO-J09B2-04-1415	SOIL	N	1,2-Dichlorobenzene	2 U	0.66	2	5.1	UG/KG
	OT29-SO-J09B2-04-1415	SOIL	N	1,2-Dichloroethane	2 U	0.75	2	5.1	UG/KG

Table 3. Summary of Analytical Results for Discrete Soil Samples for the Open Detonation Unit, Kirtland Air Force Base, December 2015

Method	Sample ID	Matrix	QA/QC Type	Analyte	Result*	DL	LOD	LOQ	Units
SW8260B									
	OT29-SO-J09B2-04-1415	SOIL	N	1,2-Dichloropropane	2 U	0.61	2	5.1	UG/KG
	OT29-SO-J09B2-04-1415	SOIL	N	1,3,5-Trimethylbenzene	1 U	0.36	1	5.1	UG/KG
	OT29-SO-J09B2-04-1415	SOIL	N	1,3-Dichlorobenzene	1 U	0.31	1	5.1	UG/KG
	OT29-SO-J09B2-04-1415	SOIL	N	1,4-Dichlorobenzene	2 U	0.8	2	5.1	UG/KG
	OT29-SO-J09B2-04-1415	SOIL	N	1,4-Dioxane	77 U	40	77	260	UG/KG
	OT29-SO-J09B2-04-1415	SOIL	N	2-Butanone (MEK)	2.9 U	1.4	5.1	10	UG/KG
	OT29-SO-J09B2-04-1415	SOIL	N	2-Hexanone	2 U	0.76	2	10	UG/KG
	OT29-SO-J09B2-04-1415	SOIL	N	4-Methyl-2-pentanone (MIBK)	2 U	0.94	2	10	UG/KG
	OT29-SO-J09B2-04-1415	SOIL	N	Acetone	12 U	1.4	5.1	20	UG/KG
	OT29-SO-J09B2-04-1415	SOIL	N	Benzene	0.41 J	0.27	1	5.1	UG/KG
	OT29-SO-J09B2-04-1415	SOIL	N	Bromochloromethane	2 U	0.96	2	5.1	UG/KG
	OT29-SO-J09B2-04-1415	SOIL	N	Bromodichloromethane	2 U	0.54	2	5.1	UG/KG
	OT29-SO-J09B2-04-1415	SOIL	N	Bromoform	1 U	0.41	1	5.1	UG/KG
	OT29-SO-J09B2-04-1415	SOIL	N	Bromomethane	2 U	0.88	2	5.1	UG/KG
	OT29-SO-J09B2-04-1415	SOIL	N	Carbon disulfide	1 U	0.5	1	10	UG/KG
	OT29-SO-J09B2-04-1415	SOIL	N	Carbon tetrachloride	2 U	0.54	2	5.1	UG/KG
	OT29-SO-J09B2-04-1415	SOIL	N	Chlorobenzene	1 U	0.3	1	5.1	UG/KG
	OT29-SO-J09B2-04-1415	SOIL	N	Chloroethane	1 U	0.46	1	5.1	UG/KG
	OT29-SO-J09B2-04-1415	SOIL	N	Chloroform	1 U	0.27	1	5.1	UG/KG
	OT29-SO-J09B2-04-1415	SOIL	N	Chloromethane	1 U	0.51	1	5.1	UG/KG
	OT29-SO-J09B2-04-1415	SOIL	N	cis-1,2-Dichloroethene	2 U	0.91	2	5.1	UG/KG
	OT29-SO-J09B2-04-1415	SOIL	N	cis-1,3-Dichloropropene	2 U	0.66	2	5.1	UG/KG
	OT29-SO-J09B2-04-1415	SOIL	N	Cyclohexane	1 UN	1	1	10	UG/KG

Table 3. Summary of Analytical Results for Discrete Soil Samples for the Open Detonation Unit, Kirtland Air Force Base, December 2015

Method	Sample ID	Matrix	QA/QC Type	Analyte	Result*	DL	LOD	LOQ	Units
SW8260B									
	OT29-SO-J09B2-04-1415	SOIL	N	Dibromochloromethane	1 U	0.27	1	5.1	UG/KG
	OT29-SO-J09B2-04-1415	SOIL	N	Dichlorodifluoromethane	2 U	0.91	2	5.1	UG/KG
	OT29-SO-J09B2-04-1415	SOIL	N	Ethylbenzene	1 U	0.35	1	5.1	UG/KG
	OT29-SO-J09B2-04-1415	SOIL	N	Isopropylbenzene	2 U	0.53	2	5.1	UG/KG
	OT29-SO-J09B2-04-1415	SOIL	N	Methyl Acetate	1 UN	1	1	10	UG/KG
	OT29-SO-J09B2-04-1415	SOIL	N	Methyl cyclohexane	1 UN	1	1	10	UG/KG
	OT29-SO-J09B2-04-1415	SOIL	N	Methyl tert-butyl ether	2 U	0.61	2	5.1	UG/KG
	OT29-SO-J09B2-04-1415	SOIL	N	Methylene Chloride	2 U	0.86	2	5.1	UG/KG
	OT29-SO-J09B2-04-1415	SOIL	N	m-Xylene & p-Xylene	2 U	0.83	2	5.1	UG/KG
	OT29-SO-J09B2-04-1415	SOIL	N	Naphthalene	2 U	0.65	2	5.1	UG/KG
	OT29-SO-J09B2-04-1415	SOIL	N	o-Xylene	1 U	0.34	1	5.1	UG/KG
	OT29-SO-J09B2-04-1415	SOIL	N	Styrene	1 U	0.32	1	5.1	UG/KG
	OT29-SO-J09B2-04-1415	SOIL	N	Tetrachloroethene	2 U	0.62	2	5.1	UG/KG
	OT29-SO-J09B2-04-1415	SOIL	N	Toluene	2 U	0.62	2	5.1	UG/KG
	OT29-SO-J09B2-04-1415	SOIL	N	trans-1,2-Dichloroethene	1 U	0.39	1	5.1	UG/KG
	OT29-SO-J09B2-04-1415	SOIL	N	trans-1,3-Dichloropropene	2 U	0.77	2	5.1	UG/KG
	OT29-SO-J09B2-04-1415	SOIL	N	Trichloroethene	2 U	0.61	2	5.1	UG/KG
	OT29-SO-J09B2-04-1415	SOIL	N	Trichlorofluoromethane	1 U	0.35	1	5.1	UG/KG
	OT29-SO-J09B2-04-1415	SOIL	N	Vinyl chloride	1 U	0.37	1	5.1	UG/KG
	OT29-SO-J09B2-06-0001	SOIL	N	1,1,1-Trichloroethane	1.2 UJ	0.45	1.2	6.2	UG/KG
	OT29-SO-J09B2-06-0001	SOIL	N	1,1,2,2-Tetrachloroethane	2.5 U	0.84	2.5	6.2	UG/KG
	OT29-SO-J09B2-06-0001	SOIL	N	1,1,2-Trichloro-1,2,2-trifluoroethane	1.2 UJ	1	1.2	12	UG/KG
	OT29-SO-J09B2-06-0001	SOIL	N	1,1,2-Trichloroethane	1.2 UJ	0.54	1.2	6.2	UG/KG

Table 3. Summary of Analytical Results for Discrete Soil Samples for the Open Detonation Unit, Kirtland Air Force Base, December 2015

Method	Sample ID	Matrix	QA/QC Type	Analyte	Result*	DL	LOD	LOQ	Units
SW8260B									
	OT29-SO-J09B2-06-0001	SOIL	N	1,1-Dichloroethane	1.2 UJ	0.36	1.2	6.2	UG/KG
	OT29-SO-J09B2-06-0001	SOIL	N	1,1-Dichloroethene	1.2 UJ	0.32	1.2	6.2	UG/KG
	OT29-SO-J09B2-06-0001	SOIL	N	1,2,3-Trichlorobenzene	2.5 U	0.93	2.5	6.2	UG/KG
	OT29-SO-J09B2-06-0001	SOIL	N	1,2,3-Trichloropropane	2.5 U	0.94	2.5	6.2	UG/KG
	OT29-SO-J09B2-06-0001	SOIL	N	1,2,4-Trichlorobenzene	2.5 U	0.93	2.5	6.2	UG/KG
	OT29-SO-J09B2-06-0001	SOIL	N	1,2,4-Trimethylbenzene	2.5 U	0.63	2.5	6.2	UG/KG
	OT29-SO-J09B2-06-0001	SOIL	N	1,2-Dibromo-3-Chloropropane	2.5 U	1.1	2.5	12	UG/KG
	OT29-SO-J09B2-06-0001	SOIL	N	1,2-Dibromoethane (EDB)	1.2 UJ	0.33	1.2	12	UG/KG
	OT29-SO-J09B2-06-0001	SOIL	N	1,2-Dichlorobenzene	2.5 U	0.79	2.5	6.2	UG/KG
	OT29-SO-J09B2-06-0001	SOIL	N	1,2-Dichloroethane	2.5 UJ	0.9	2.5	6.2	UG/KG
	OT29-SO-J09B2-06-0001	SOIL	N	1,2-Dichloropropane	2.5 UJ	0.74	2.5	6.2	UG/KG
	OT29-SO-J09B2-06-0001	SOIL	N	1,3,5-Trimethylbenzene	1.2 U	0.43	1.2	6.2	UG/KG
	OT29-SO-J09B2-06-0001	SOIL	N	1,3-Dichlorobenzene	1.2 U	0.37	1.2	6.2	UG/KG
	OT29-SO-J09B2-06-0001	SOIL	N	1,4-Dichlorobenzene	2.5 U	0.97	2.5	6.2	UG/KG
	OT29-SO-J09B2-06-0001	SOIL	N	1,4-Dioxane	93 U	48	93	310	UG/KG
	OT29-SO-J09B2-06-0001	SOIL	N	2-Butanone (MEK)	6.2 U	1.7	6.2	12	UG/KG
	OT29-SO-J09B2-06-0001	SOIL	N	2-Hexanone	2.5 U	0.92	2.5	12	UG/KG
	OT29-SO-J09B2-06-0001	SOIL	N	4-Methyl-2-pentanone (MIBK)	2.5 U	1.1	2.5	12	UG/KG
	OT29-SO-J09B2-06-0001	SOIL	N	Acetone	21 U	1.7	6.2	25	UG/KG
	OT29-SO-J09B2-06-0001	SOIL	N	Benzene	0.94 J	0.32	1.2	6.2	UG/KG
	OT29-SO-J09B2-06-0001	SOIL	N	Bromochloromethane	2.5 UJ	1.2	2.5	6.2	UG/KG
	OT29-SO-J09B2-06-0001	SOIL	N	Bromodichloromethane	2.5 UJ	0.66	2.5	6.2	UG/KG
	OT29-SO-J09B2-06-0001	SOIL	N	Bromoform	1.2 UJ	0.5	1.2	6.2	UG/KG

Table 3. Summary of Analytical Results for Discrete Soil Samples for the Open Detonation Unit, Kirtland Air Force Base, December 2015

Method	Sample ID	Matrix	QA/QC Type	Analyte	Result*	DL	LOD	LOQ	Units
SW8260B									
	OT29-SO-J09B2-06-0001	SOIL	N	Bromomethane	2.5 UJ	1.1	2.5	6.2	UG/KG
	OT29-SO-J09B2-06-0001	SOIL	N	Carbon disulfide	1.2 UJ	0.61	1.2	12	UG/KG
	OT29-SO-J09B2-06-0001	SOIL	N	Carbon tetrachloride	2.5 UJ	0.66	2.5	6.2	UG/KG
	OT29-SO-J09B2-06-0001	SOIL	N	Chlorobenzene	1.2 UJ	0.36	1.2	6.2	UG/KG
	OT29-SO-J09B2-06-0001	SOIL	N	Chloroethane	1.2 UJ	0.56	1.2	6.2	UG/KG
	OT29-SO-J09B2-06-0001	SOIL	N	Chloroform	1.2 UJ	0.32	1.2	6.2	UG/KG
	OT29-SO-J09B2-06-0001	SOIL	N	Chloromethane	1.2 UJ	0.62	1.2	6.2	UG/KG
	OT29-SO-J09B2-06-0001	SOIL	N	cis-1,2-Dichloroethene	2.5 UJ	1.1	2.5	6.2	UG/KG
	OT29-SO-J09B2-06-0001	SOIL	N	cis-1,3-Dichloropropene	2.5 UJ	0.79	2.5	6.2	UG/KG
	OT29-SO-J09B2-06-0001	SOIL	N	Cyclohexane	1.2 UJ	1.2	1.2	12	UG/KG
	OT29-SO-J09B2-06-0001	SOIL	N	Dibromochloromethane	1.2 UJ	0.32	1.2	6.2	UG/KG
	OT29-SO-J09B2-06-0001	SOIL	N	Dichlorodifluoromethane	2.5 UJ	1.1	2.5	6.2	UG/KG
	OT29-SO-J09B2-06-0001	SOIL	N	Ethylbenzene	1.2 UJ	0.42	1.2	6.2	UG/KG
	OT29-SO-J09B2-06-0001	SOIL	N	Isopropylbenzene	2.5 UJ	0.64	2.5	6.2	UG/KG
	OT29-SO-J09B2-06-0001	SOIL	N	Methyl Acetate	1.2 UJ	1.2	1.2	12	UG/KG
	OT29-SO-J09B2-06-0001	SOIL	N	Methyl cyclohexane	1.2 UJ	1.2	1.2	12	UG/KG
	OT29-SO-J09B2-06-0001	SOIL	N	Methyl tert-butyl ether	2.5 UJ	0.74	2.5	6.2	UG/KG
	OT29-SO-J09B2-06-0001	SOIL	N	Methylene Chloride	2.5 UJ	1	2.5	6.2	UG/KG
	OT29-SO-J09B2-06-0001	SOIL	N	m-Xylene & p-Xylene	2.5 UJ	1	2.5	6.2	UG/KG
	OT29-SO-J09B2-06-0001	SOIL	N	Naphthalene	2.5 U	0.78	2.5	6.2	UG/KG
	OT29-SO-J09B2-06-0001	SOIL	N	o-Xylene	1.2 UJ	0.41	1.2	6.2	UG/KG
	OT29-SO-J09B2-06-0001	SOIL	N	Styrene	1.2 UJ	0.38	1.2	6.2	UG/KG
	OT29-SO-J09B2-06-0001	SOIL	N	Tetrachloroethene	2.5 UJ	0.76	2.5	6.2	UG/KG

Table 3. Summary of Analytical Results for Discrete Soil Samples for the Open Detonation Unit, Kirtland Air Force Base, December 2015

Method	Sample ID	Matrix	QA/QC Type	Analyte	Result*	DL	LOD	LOQ	Units
SW8260B									
	OT29-SO-J09B2-06-0001	SOIL	N	Toluene	2 J	0.76	2.5	6.2	UG/KG
	OT29-SO-J09B2-06-0001	SOIL	N	trans-1,2-Dichloroethene	1.2 UJ	0.47	1.2	6.2	UG/KG
	OT29-SO-J09B2-06-0001	SOIL	N	trans-1,3-Dichloropropene	2.5 UJ	0.93	2.5	6.2	UG/KG
	OT29-SO-J09B2-06-0001	SOIL	N	Trichloroethene	2.5 UJ	0.74	2.5	6.2	UG/KG
	OT29-SO-J09B2-06-0001	SOIL	N	Trichlorofluoromethane	1.2 UJ	0.42	1.2	6.2	UG/KG
	OT29-SO-J09B2-06-0001	SOIL	N	Vinyl chloride	1.2 UJ	0.45	1.2	6.2	UG/KG
	OT29-SO-J09B2-06-1415	SOIL	N	1,1,1-Trichloroethane	1.1 UJ	0.38	1.1	5.3	UG/KG
	OT29-SO-J09B2-06-1415	SOIL	N	1,1,2,2-Tetrachloroethane	2.1 UJ	0.72	2.1	5.3	UG/KG
	OT29-SO-J09B2-06-1415	SOIL	N	1,1,2-Trichloro-1,2,2-trifluoroethane	1.1 UJ	0.88	1.1	11	UG/KG
	OT29-SO-J09B2-06-1415	SOIL	N	1,1,2-Trichloroethane	1.1 UJ	0.47	1.1	5.3	UG/KG
	OT29-SO-J09B2-06-1415	SOIL	N	1,1-Dichloroethane	1.1 UJ	0.31	1.1	5.3	UG/KG
	OT29-SO-J09B2-06-1415	SOIL	N	1,1-Dichloroethene	1.1 UJ	0.27	1.1	5.3	UG/KG
	OT29-SO-J09B2-06-1415	SOIL	N	1,2,3-Trichlorobenzene	2.1 UJ	0.79	2.1	5.3	UG/KG
	OT29-SO-J09B2-06-1415	SOIL	N	1,2,3-Trichloropropane	2.1 UJ	0.8	2.1	5.3	UG/KG
	OT29-SO-J09B2-06-1415	SOIL	N	1,2,4-Trichlorobenzene	2.1 UJ	0.79	2.1	5.3	UG/KG
	OT29-SO-J09B2-06-1415	SOIL	N	1,2,4-Trimethylbenzene	2.1 UJ	0.54	2.1	5.3	UG/KG
	OT29-SO-J09B2-06-1415	SOIL	N	1,2-Dibromo-3-Chloropropane	2.1 UJ	0.93	2.1	11	UG/KG
	OT29-SO-J09B2-06-1415	SOIL	N	1,2-Dibromoethane (EDB)	1.1 UJ	0.29	1.1	11	UG/KG
	OT29-SO-J09B2-06-1415	SOIL	N	1,2-Dichlorobenzene	2.1 UJ	0.68	2.1	5.3	UG/KG
	OT29-SO-J09B2-06-1415	SOIL	N	1,2-Dichloroethane	2.1 UJ	0.77	2.1	5.3	UG/KG
	OT29-SO-J09B2-06-1415	SOIL	N	1,2-Dichloropropane	2.1 UJ	0.63	2.1	5.3	UG/KG
	OT29-SO-J09B2-06-1415	SOIL	N	1,3,5-Trimethylbenzene	1.1 UJ	0.37	1.1	5.3	UG/KG
	OT29-SO-J09B2-06-1415	SOIL	N	1,3-Dichlorobenzene	1.1 UJ	0.32	1.1	5.3	UG/KG

Table 3. Summary of Analytical Results for Discrete Soil Samples for the Open Detonation Unit, Kirtland Air Force Base, December 2015

Method	Sample ID	Matrix	QA/QC Type	Analyte	Result*	DL	LOD	LOQ	Units
SW8260B									
	OT29-SO-J09B2-06-1415	SOIL	N	1,4-Dichlorobenzene	2.1 UJ	0.82	2.1	5.3	UG/KG
	OT29-SO-J09B2-06-1415	SOIL	N	1,4-Dioxane	79 UJ	41	79	260	UG/KG
	OT29-SO-J09B2-06-1415	SOIL	N	2-Butanone (MEK)	5.3 UJ	1.5	5.3	11	UG/KG
	OT29-SO-J09B2-06-1415	SOIL	N	2-Hexanone	2.1 UJ	0.78	2.1	11	UG/KG
	OT29-SO-J09B2-06-1415	SOIL	N	4-Methyl-2-pentanone (MIBK)	2.1 UJ	0.97	2.1	11	UG/KG
	OT29-SO-J09B2-06-1415	SOIL	N	Acetone	16 U	1.5	5.3	21	UG/KG
	OT29-SO-J09B2-06-1415	SOIL	N	Benzene	1.1 UJ	0.27	1.1	5.3	UG/KG
	OT29-SO-J09B2-06-1415	SOIL	N	Bromochloromethane	2.1 UJ	0.99	2.1	5.3	UG/KG
	OT29-SO-J09B2-06-1415	SOIL	N	Bromodichloromethane	2.1 UJ	0.56	2.1	5.3	UG/KG
	OT29-SO-J09B2-06-1415	SOIL	N	Bromoform	1.1 UJ	0.42	1.1	5.3	UG/KG
	OT29-SO-J09B2-06-1415	SOIL	N	Bromomethane	2.1 UJ	0.91	2.1	5.3	UG/KG
	OT29-SO-J09B2-06-1415	SOIL	N	Carbon disulfide	1.1 UJ	0.52	1.1	11	UG/KG
	OT29-SO-J09B2-06-1415	SOIL	N	Carbon tetrachloride	2.1 UJ	0.56	2.1	5.3	UG/KG
	OT29-SO-J09B2-06-1415	SOIL	N	Chlorobenzene	1.1 UJ	0.31	1.1	5.3	UG/KG
	OT29-SO-J09B2-06-1415	SOIL	N	Chloroethane	1.1 UJ	0.48	1.1	5.3	UG/KG
	OT29-SO-J09B2-06-1415	SOIL	N	Chloroform	1.1 UJ	0.27	1.1	5.3	UG/KG
	OT29-SO-J09B2-06-1415	SOIL	N	Chloromethane	1.1 UJ	0.53	1.1	5.3	UG/KG
	OT29-SO-J09B2-06-1415	SOIL	N	cis-1,2-Dichloroethene	2.1 UJ	0.94	2.1	5.3	UG/KG
	OT29-SO-J09B2-06-1415	SOIL	N	cis-1,3-Dichloropropene	2.1 UJ	0.68	2.1	5.3	UG/KG
	OT29-SO-J09B2-06-1415	SOIL	N	Cyclohexane	1.1 UN	1.1	1.1	11	UG/KG
	OT29-SO-J09B2-06-1415	SOIL	N	Dibromochloromethane	1.1 UJ	0.27	1.1	5.3	UG/KG
	OT29-SO-J09B2-06-1415	SOIL	N	Dichlorodifluoromethane	2.1 UJ	0.94	2.1	5.3	UG/KG
	OT29-SO-J09B2-06-1415	SOIL	N	Ethylbenzene	1.1 UJ	0.36	1.1	5.3	UG/KG

Table 3. Summary of Analytical Results for Discrete Soil Samples for the Open Detonation Unit, Kirtland Air Force Base, December 2015

Method	Sample ID	Matrix	QA/QC Type	Analyte	Result*	DL	LOD	LOQ	Units
SW8260B									
	OT29-SO-J09B2-06-1415	SOIL	N	Isopropylbenzene	2.1 UJ	0.55	2.1	5.3	UG/KG
	OT29-SO-J09B2-06-1415	SOIL	N	Methyl Acetate	1.1 UN	1.1	1.1	11	UG/KG
	OT29-SO-J09B2-06-1415	SOIL	N	Methyl cyclohexane	1.1 UN	1.1	1.1	11	UG/KG
	OT29-SO-J09B2-06-1415	SOIL	N	Methyl tert-butyl ether	2.1 UJ	0.63	2.1	5.3	UG/KG
	OT29-SO-J09B2-06-1415	SOIL	N	Methylene Chloride	2.1 UJ	0.89	2.1	5.3	UG/KG
	OT29-SO-J09B2-06-1415	SOIL	N	m-Xylene & p-Xylene	2.1 UJ	0.86	2.1	5.3	UG/KG
	OT29-SO-J09B2-06-1415	SOIL	N	Naphthalene	2.1 UJ	0.67	2.1	5.3	UG/KG
	OT29-SO-J09B2-06-1415	SOIL	N	o-Xylene	1.1 UJ	0.35	1.1	5.3	UG/KG
	OT29-SO-J09B2-06-1415	SOIL	N	Styrene	1.1 UJ	0.33	1.1	5.3	UG/KG
	OT29-SO-J09B2-06-1415	SOIL	N	Tetrachloroethene	2.1 UJ	0.65	2.1	5.3	UG/KG
	OT29-SO-J09B2-06-1415	SOIL	N	Toluene	0.91 J	0.65	2.1	5.3	UG/KG
	OT29-SO-J09B2-06-1415	SOIL	N	trans-1,2-Dichloroethene	1.1 UJ	0.4	1.1	5.3	UG/KG
	OT29-SO-J09B2-06-1415	SOIL	N	trans-1,3-Dichloropropene	2.1 UJ	0.79	2.1	5.3	UG/KG
	OT29-SO-J09B2-06-1415	SOIL	N	Trichloroethene	2.1 UJ	0.63	2.1	5.3	UG/KG
	OT29-SO-J09B2-06-1415	SOIL	N	Trichlorofluoromethane	1.1 UJ	0.36	1.1	5.3	UG/KG
	OT29-SO-J09B2-06-1415	SOIL	N	Vinyl chloride	1.1 UJ	0.38	1.1	5.3	UG/KG
	OT29-SO-J09B2-08-0001	SOIL	N	1,1,1-Trichloroethane	1.1 UJ	0.39	1.1	5.4	UG/KG
	OT29-SO-J09B2-08-0001	SOIL	N	1,1,2,2-Tetrachloroethane	2.2 UJ	0.74	2.2	5.4	UG/KG
	OT29-SO-J09B2-08-0001	SOIL	N	1,1,2-Trichloro-1,2,2-trifluoroethane	1.1 UJ	0.9	1.1	11	UG/KG
	OT29-SO-J09B2-08-0001	SOIL	N	1,1,2-Trichloroethane	1.1 UJ	0.48	1.1	5.4	UG/KG
	OT29-SO-J09B2-08-0001	SOIL	N	1,1-Dichloroethane	1.1 UJ	0.31	1.1	5.4	UG/KG
	OT29-SO-J09B2-08-0001	SOIL	N	1,1-Dichloroethene	1.1 UJ	0.28	1.1	5.4	UG/KG
	OT29-SO-J09B2-08-0001	SOIL	N	1,2,3-Trichlorobenzene	2.2 UJ	0.81	2.2	5.4	UG/KG

Table 3. Summary of Analytical Results for Discrete Soil Samples for the Open Detonation Unit, Kirtland Air Force Base, December 2015

Method	Sample ID	Matrix	QA/QC Type	Analyte	Result*	DL	LOD	LOQ	Units
SW8260B									
	OT29-SO-J09B2-08-0001	SOIL	N	1,2,3-Trichloropropane	2.2 UJ	0.82	2.2	5.4	UG/KG
	OT29-SO-J09B2-08-0001	SOIL	N	1,2,4-Trichlorobenzene	2.2 UJ	0.81	2.2	5.4	UG/KG
	OT29-SO-J09B2-08-0001	SOIL	N	1,2,4-Trimethylbenzene	2.2 UJ	0.55	2.2	5.4	UG/KG
	OT29-SO-J09B2-08-0001	SOIL	N	1,2-Dibromo-3-Chloropropane	2.2 UJ	0.95	2.2	11	UG/KG
	OT29-SO-J09B2-08-0001	SOIL	N	1,2-Dibromoethane (EDB)	1.1 UJ	0.29	1.1	11	UG/KG
	OT29-SO-J09B2-08-0001	SOIL	N	1,2-Dichlorobenzene	2.2 UJ	0.69	2.2	5.4	UG/KG
	OT29-SO-J09B2-08-0001	SOIL	N	1,2-Dichloroethane	2.2 UJ	0.79	2.2	5.4	UG/KG
	OT29-SO-J09B2-08-0001	SOIL	N	1,2-Dichloropropane	2.2 UJ	0.65	2.2	5.4	UG/KG
	OT29-SO-J09B2-08-0001	SOIL	N	1,3,5-Trimethylbenzene	1.1 UJ	0.38	1.1	5.4	UG/KG
	OT29-SO-J09B2-08-0001	SOIL	N	1,3-Dichlorobenzene	1.1 UJ	0.32	1.1	5.4	UG/KG
	OT29-SO-J09B2-08-0001	SOIL	N	1,4-Dichlorobenzene	2.2 UJ	0.84	2.2	5.4	UG/KG
	OT29-SO-J09B2-08-0001	SOIL	N	1,4-Dioxane	81 U	42	81	270	UG/KG
	OT29-SO-J09B2-08-0001	SOIL	N	2-Butanone (MEK)	3.5 U	1.5	5.4	11	UG/KG
	OT29-SO-J09B2-08-0001	SOIL	N	2-Hexanone	2.2 U	0.8	2.2	11	UG/KG
	OT29-SO-J09B2-08-0001	SOIL	N	4-Methyl-2-pentanone (MIBK)	2.2 U	1	2.2	11	UG/KG
	OT29-SO-J09B2-08-0001	SOIL	N	Acetone	21 U	1.5	5.4	22	UG/KG
	OT29-SO-J09B2-08-0001	SOIL	N	Benzene	1.1 J	0.28	1.1	5.4	UG/KG
	OT29-SO-J09B2-08-0001	SOIL	N	Bromochloromethane	2.2 UJ	1	2.2	5.4	UG/KG
	OT29-SO-J09B2-08-0001	SOIL	N	Bromodichloromethane	2.2 UJ	0.57	2.2	5.4	UG/KG
	OT29-SO-J09B2-08-0001	SOIL	N	Bromoform	1.1 UJ	0.43	1.1	5.4	UG/KG
	OT29-SO-J09B2-08-0001	SOIL	N	Bromomethane	2.2 UJ	0.93	2.2	5.4	UG/KG
	OT29-SO-J09B2-08-0001	SOIL	N	Carbon disulfide	1.1 UJ	0.53	1.1	11	UG/KG
	OT29-SO-J09B2-08-0001	SOIL	N	Carbon tetrachloride	2.2 UJ	0.57	2.2	5.4	UG/KG

Table 3. Summary of Analytical Results for Discrete Soil Samples for the Open Detonation Unit, Kirtland Air Force Base, December 2015

Method	Sample ID	Matrix	QA/QC Type	Analyte	Result*	DL	LOD	LOQ	Units
SW8260B									
	OT29-SO-J09B2-08-0001	SOIL	N	Chlorobenzene	1.1 UJ	0.31	1.1	5.4	UG/KG
	OT29-SO-J09B2-08-0001	SOIL	N	Chloroethane	1.1 UJ	0.49	1.1	5.4	UG/KG
	OT29-SO-J09B2-08-0001	SOIL	N	Chloroform	1.1 UJ	0.28	1.1	5.4	UG/KG
	OT29-SO-J09B2-08-0001	SOIL	N	Chloromethane	1.1 UJ	0.54	1.1	5.4	UG/KG
	OT29-SO-J09B2-08-0001	SOIL	N	cis-1,2-Dichloroethene	2.2 UJ	0.96	2.2	5.4	UG/KG
	OT29-SO-J09B2-08-0001	SOIL	N	cis-1,3-Dichloropropene	2.2 UJ	0.69	2.2	5.4	UG/KG
	OT29-SO-J09B2-08-0001	SOIL	N	Cyclohexane	1.1 UJ	1.1	1.1	11	UG/KG
	OT29-SO-J09B2-08-0001	SOIL	N	Dibromochloromethane	1.1 UJ	0.28	1.1	5.4	UG/KG
	OT29-SO-J09B2-08-0001	SOIL	N	Dichlorodifluoromethane	2.2 UJ	0.96	2.2	5.4	UG/KG
	OT29-SO-J09B2-08-0001	SOIL	N	Ethylbenzene	1.1 UJ	0.37	1.1	5.4	UG/KG
	OT29-SO-J09B2-08-0001	SOIL	N	Isopropylbenzene	2.2 UJ	0.56	2.2	5.4	UG/KG
	OT29-SO-J09B2-08-0001	SOIL	N	Methyl Acetate	1.1 UJ	1.1	1.1	11	UG/KG
	OT29-SO-J09B2-08-0001	SOIL	N	Methyl cyclohexane	1.1 UJ	1.1	1.1	11	UG/KG
	OT29-SO-J09B2-08-0001	SOIL	N	Methyl tert-butyl ether	2.2 UJ	0.65	2.2	5.4	UG/KG
	OT29-SO-J09B2-08-0001	SOIL	N	Methylene Chloride	2.2 UJ	0.91	2.2	5.4	UG/KG
	OT29-SO-J09B2-08-0001	SOIL	N	m-Xylene & p-Xylene	2.2 UJ	0.88	2.2	5.4	UG/KG
	OT29-SO-J09B2-08-0001	SOIL	N	Naphthalene	2.2 UJ	0.68	2.2	5.4	UG/KG
	OT29-SO-J09B2-08-0001	SOIL	N	o-Xylene	1.1 UJ	0.36	1.1	5.4	UG/KG
	OT29-SO-J09B2-08-0001	SOIL	N	Styrene	1.1 UJ	0.34	1.1	5.4	UG/KG
	OT29-SO-J09B2-08-0001	SOIL	N	Tetrachloroethene	2.2 UJ	0.66	2.2	5.4	UG/KG
	OT29-SO-J09B2-08-0001	SOIL	N	Toluene	2.8 J	0.66	2.2	5.4	UG/KG
	OT29-SO-J09B2-08-0001	SOIL	N	trans-1,2-Dichloroethene	1.1 UJ	0.41	1.1	5.4	UG/KG
	OT29-SO-J09B2-08-0001	SOIL	N	trans-1,3-Dichloropropene	2.2 UJ	0.81	2.2	5.4	UG/KG

Table 3. Summary of Analytical Results for Discrete Soil Samples for the Open Detonation Unit, Kirtland Air Force Base, December 2015

Method	Sample ID	Matrix	QA/QC Type	Analyte	Result*	DL	LOD	LOQ	Units
SW8260B									
	OT29-SO-J09B2-08-0001	SOIL	N	Trichloroethene	2.2 UJ	0.65	2.2	5.4	UG/KG
	OT29-SO-J09B2-08-0001	SOIL	N	Trichlorofluoromethane	1.1 UJ	0.37	1.1	5.4	UG/KG
	OT29-SO-J09B2-08-0001	SOIL	N	Vinyl chloride	1.1 UJ	0.39	1.1	5.4	UG/KG
	OT29-SO-J09B2-08-1415	SOIL	N	1,1,1-Trichloroethane	0.99 U	0.36	0.99	5	UG/KG
	OT29-SO-J09B2-08-1415	SOIL	N	1,1,2,2-Tetrachloroethane	2 U	0.67	2	5	UG/KG
	OT29-SO-J09B2-08-1415	SOIL	N	1,1,2-Trichloro-1,2,2-trifluoroethane	0.99 U	0.82	0.99	9.9	UG/KG
	OT29-SO-J09B2-08-1415	SOIL	N	1,1,2-Trichloroethane	0.99 U	0.44	0.99	5	UG/KG
	OT29-SO-J09B2-08-1415	SOIL	N	1,1-Dichloroethane	0.99 U	0.29	0.99	5	UG/KG
	OT29-SO-J09B2-08-1415	SOIL	N	1,1-Dichloroethene	0.99 U	0.26	0.99	5	UG/KG
	OT29-SO-J09B2-08-1415	SOIL	N	1,2,3-Trichlorobenzene	2 U	0.74	2	5	UG/KG
	OT29-SO-J09B2-08-1415	SOIL	N	1,2,3-Trichloropropane	2 U	0.75	2	5	UG/KG
	OT29-SO-J09B2-08-1415	SOIL	N	1,2,4-Trichlorobenzene	2 U	0.74	2	5	UG/KG
	OT29-SO-J09B2-08-1415	SOIL	N	1,2,4-Trimethylbenzene	2 U	0.51	2	5	UG/KG
	OT29-SO-J09B2-08-1415	SOIL	N	1,2-Dibromo-3-Chloropropane	2 U	0.87	2	9.9	UG/KG
	OT29-SO-J09B2-08-1415	SOIL	N	1,2-Dibromoethane (EDB)	0.99 U	0.27	0.99	9.9	UG/KG
	OT29-SO-J09B2-08-1415	SOIL	N	1,2-Dichlorobenzene	2 U	0.63	2	5	UG/KG
	OT29-SO-J09B2-08-1415	SOIL	N	1,2-Dichloroethane	2 U	0.72	2	5	UG/KG
	OT29-SO-J09B2-08-1415	SOIL	N	1,2-Dichloropropane	2 U	0.59	2	5	UG/KG
	OT29-SO-J09B2-08-1415	SOIL	N	1,3,5-Trimethylbenzene	0.99 U	0.35	0.99	5	UG/KG
	OT29-SO-J09B2-08-1415	SOIL	N	1,3-Dichlorobenzene	0.99 U	0.3	0.99	5	UG/KG
	OT29-SO-J09B2-08-1415	SOIL	N	1,4-Dichlorobenzene	2 U	0.77	2	5	UG/KG
	OT29-SO-J09B2-08-1415	SOIL	N	1,4-Dioxane	74 U	39	74	250	UG/KG
	OT29-SO-J09B2-08-1415	SOIL	N	2-Butanone (MEK)	2.1 U	1.4	5	9.9	UG/KG

Table 3. Summary of Analytical Results for Discrete Soil Samples for the Open Detonation Unit, Kirtland Air Force Base, December 2015

Method	Sample ID	Matrix	QA/QC Type	Analyte	Result*	DL	LOD	LOQ	Units
SW8260B									
	OT29-SO-J09B2-08-1415	SOIL	N	2-Hexanone	2 U	0.73	2	9.9	UG/KG
	OT29-SO-J09B2-08-1415	SOIL	N	4-Methyl-2-pentanone (MIBK)	2 U	0.91	2	9.9	UG/KG
	OT29-SO-J09B2-08-1415	SOIL	N	Acetone	9.1 U	1.4	5	20	UG/KG
	OT29-SO-J09B2-08-1415	SOIL	N	Benzene	0.99 U	0.26	0.99	5	UG/KG
	OT29-SO-J09B2-08-1415	SOIL	N	Bromochloromethane	2 U	0.93	2	5	UG/KG
	OT29-SO-J09B2-08-1415	SOIL	N	Bromodichloromethane	2 U	0.53	2	5	UG/KG
	OT29-SO-J09B2-08-1415	SOIL	N	Bromoform	0.99 U	0.4	0.99	5	UG/KG
	OT29-SO-J09B2-08-1415	SOIL	N	Bromomethane	2 U	0.85	2	5	UG/KG
	OT29-SO-J09B2-08-1415	SOIL	N	Carbon disulfide	0.99 U	0.49	0.99	9.9	UG/KG
	OT29-SO-J09B2-08-1415	SOIL	N	Carbon tetrachloride	2 U	0.53	2	5	UG/KG
	OT29-SO-J09B2-08-1415	SOIL	N	Chlorobenzene	0.99 U	0.29	0.99	5	UG/KG
	OT29-SO-J09B2-08-1415	SOIL	N	Chloroethane	0.99 U	0.45	0.99	5	UG/KG
	OT29-SO-J09B2-08-1415	SOIL	N	Chloroform	0.99 U	0.26	0.99	5	UG/KG
	OT29-SO-J09B2-08-1415	SOIL	N	Chloromethane	0.99 U	0.5	0.99	5	UG/KG
	OT29-SO-J09B2-08-1415	SOIL	N	cis-1,2-Dichloroethene	2 U	0.88	2	5	UG/KG
	OT29-SO-J09B2-08-1415	SOIL	N	cis-1,3-Dichloropropene	2 U	0.63	2	5	UG/KG
	OT29-SO-J09B2-08-1415	SOIL	N	Cyclohexane	0.99 UN	0.99	0.99	9.9	UG/KG
	OT29-SO-J09B2-08-1415	SOIL	N	Dibromochloromethane	0.99 U	0.26	0.99	5	UG/KG
	OT29-SO-J09B2-08-1415	SOIL	N	Dichlorodifluoromethane	2 U	0.88	2	5	UG/KG
	OT29-SO-J09B2-08-1415	SOIL	N	Ethylbenzene	0.99 U	0.34	0.99	5	UG/KG
	OT29-SO-J09B2-08-1415	SOIL	N	Isopropylbenzene	2 U	0.52	2	5	UG/KG
	OT29-SO-J09B2-08-1415	SOIL	N	Methyl Acetate	0.99 UN	0.99	0.99	9.9	UG/KG
	OT29-SO-J09B2-08-1415	SOIL	N	Methyl cyclohexane	0.99 UN	0.99	0.99	9.9	UG/KG

Table 3. Summary of Analytical Results for Discrete Soil Samples for the Open Detonation Unit, Kirtland Air Force Base, December 2015

Method	Sample ID	Matrix	QA/QC Type	Analyte	Result*	DL	LOD	LOQ	Units
SW8260B									
	OT29-SO-J09B2-08-1415	SOIL	N	Methyl tert-butyl ether	2 U	0.59	2	5	UG/KG
	OT29-SO-J09B2-08-1415	SOIL	N	Methylene Chloride	2 U	0.83	2	5	UG/KG
	OT29-SO-J09B2-08-1415	SOIL	N	m-Xylene & p-Xylene	2 U	0.8	2	5	UG/KG
	OT29-SO-J09B2-08-1415	SOIL	N	Naphthalene	2 U	0.62	2	5	UG/KG
	OT29-SO-J09B2-08-1415	SOIL	N	o-Xylene	0.99 U	0.33	0.99	5	UG/KG
	OT29-SO-J09B2-08-1415	SOIL	N	Styrene	0.99 U	0.31	0.99	5	UG/KG
	OT29-SO-J09B2-08-1415	SOIL	N	Tetrachloroethene	2 U	0.6	2	5	UG/KG
	OT29-SO-J09B2-08-1415	SOIL	N	Toluene	2 U	0.6	2	5	UG/KG
	OT29-SO-J09B2-08-1415	SOIL	N	trans-1,2-Dichloroethene	0.99 U	0.38	0.99	5	UG/KG
	OT29-SO-J09B2-08-1415	SOIL	N	trans-1,3-Dichloropropene	2 U	0.74	2	5	UG/KG
	OT29-SO-J09B2-08-1415	SOIL	N	Trichloroethene	2 U	0.59	2	5	UG/KG
	OT29-SO-J09B2-08-1415	SOIL	N	Trichlorofluoromethane	0.99 U	0.34	0.99	5	UG/KG
	OT29-SO-J09B2-08-1415	SOIL	N	Vinyl chloride	0.99 U	0.36	0.99	5	UG/KG
	OT29-SO-JO9A1-17-0001	SOIL	N	1,1,1-Trichloroethane	1 UJ	0.38	1	5.2	UG/KG
	OT29-SO-JO9A1-17-0001	SOIL	N	1,1,2,2-Tetrachloroethane	2.1 UJ	0.71	2.1	5.2	UG/KG
	OT29-SO-JO9A1-17-0001	SOIL	N	1,1,2-Trichloro-1,2,2-trifluoroethane	1 UJ	0.87	1	10	UG/KG
	OT29-SO-JO9A1-17-0001	SOIL	N	1,1,2-Trichloroethane	1 UJ	0.46	1	5.2	UG/KG
	OT29-SO-JO9A1-17-0001	SOIL	N	1,1-Dichloroethane	1 UJ	0.3	1	5.2	UG/KG
	OT29-SO-JO9A1-17-0001	SOIL	N	1,1-Dichloroethene	1 UJ	0.27	1	5.2	UG/KG
	OT29-SO-JO9A1-17-0001	SOIL	N	1,2,3-Trichlorobenzene	2.1 UJ	0.79	2.1	5.2	UG/KG
	OT29-SO-JO9A1-17-0001	SOIL	N	1,2,3-Trichloropropane	2.1 UJ	0.8	2.1	5.2	UG/KG
	OT29-SO-JO9A1-17-0001	SOIL	N	1,2,4-Trichlorobenzene	2.1 UJ	0.79	2.1	5.2	UG/KG
	OT29-SO-JO9A1-17-0001	SOIL	N	1,2,4-Trimethylbenzene	2.1 UJ	0.53	2.1	5.2	UG/KG

Table 3. Summary of Analytical Results for Discrete Soil Samples for the Open Detonation Unit, Kirtland Air Force Base, December 2015

Method	Sample ID	Matrix	QA/QC Type	Analyte	Result*	DL	LOD	LOQ	Units
SW8260B									
	OT29-SO-JO9A1-17-0001	SOIL	N	1,2-Dibromo-3-Chloropropane	2.1 UJ	0.92	2.1	10	UG/KG
	OT29-SO-JO9A1-17-0001	SOIL	N	1,2-Dibromoethane (EDB)	1 UJ	0.28	1	10	UG/KG
	OT29-SO-JO9A1-17-0001	SOIL	N	1,2-Dichlorobenzene	2.1 UJ	0.67	2.1	5.2	UG/KG
	OT29-SO-JO9A1-17-0001	SOIL	N	1,2-Dichloroethane	2.1 UJ	0.77	2.1	5.2	UG/KG
	OT29-SO-JO9A1-17-0001	SOIL	N	1,2-Dichloropropane	2.1 UJ	0.63	2.1	5.2	UG/KG
	OT29-SO-JO9A1-17-0001	SOIL	N	1,3,5-Trimethylbenzene	1 UJ	0.37	1	5.2	UG/KG
	OT29-SO-JO9A1-17-0001	SOIL	N	1,3-Dichlorobenzene	1 UJ	0.31	1	5.2	UG/KG
	OT29-SO-JO9A1-17-0001	SOIL	N	1,4-Dichlorobenzene	2.1 UJ	0.82	2.1	5.2	UG/KG
	OT29-SO-JO9A1-17-0001	SOIL	N	1,4-Dioxane	79 UJ	41	79	260	UG/KG
	OT29-SO-JO9A1-17-0001	SOIL	N	2-Butanone (MEK)	4 J	1.5	5.2	10	UG/KG
	OT29-SO-JO9A1-17-0001	SOIL	N	2-Hexanone	2.1 UJ	0.78	2.1	10	UG/KG
	OT29-SO-JO9A1-17-0001	SOIL	N	4-Methyl-2-pentanone (MIBK)	2.1 UJ	0.97	2.1	10	UG/KG
	OT29-SO-JO9A1-17-0001	SOIL	N	Acetone	21 U	1.5	5.2	21	UG/KG
	OT29-SO-JO9A1-17-0001	SOIL	N	Benzene	1.1 J	0.27	1	5.2	UG/KG
	OT29-SO-JO9A1-17-0001	SOIL	N	Bromochloromethane	2.1 UJ	0.99	2.1	5.2	UG/KG
	OT29-SO-JO9A1-17-0001	SOIL	N	Bromodichloromethane	2.1 UJ	0.56	2.1	5.2	UG/KG
	OT29-SO-JO9A1-17-0001	SOIL	N	Bromoform	1 UJ	0.42	1	5.2	UG/KG
	OT29-SO-JO9A1-17-0001	SOIL	N	Bromomethane	2.1 UJ	0.9	2.1	5.2	UG/KG
	OT29-SO-JO9A1-17-0001	SOIL	N	Carbon disulfide	1 UJ	0.51	1	10	UG/KG
	OT29-SO-JO9A1-17-0001	SOIL	N	Carbon tetrachloride	2.1 UJ	0.56	2.1	5.2	UG/KG
	OT29-SO-JO9A1-17-0001	SOIL	N	Chlorobenzene	1 UJ	0.3	1	5.2	UG/KG
	OT29-SO-JO9A1-17-0001	SOIL	N	Chloroethane	1 UJ	0.47	1	5.2	UG/KG
	OT29-SO-JO9A1-17-0001	SOIL	N	Chloroform	1 UJ	0.27	1	5.2	UG/KG

Table 3. Summary of Analytical Results for Discrete Soil Samples for the Open Detonation Unit, Kirtland Air Force Base, December 2015

Method	Sample ID	Matrix	QA/QC Type	Analyte	Result*	DL	LOD	LOQ	Units
SW8260B									
	OT29-SO-JO9A1-17-0001	SOIL	N	Chloromethane	1 UJ	0.52	1	5.2	UG/KG
	OT29-SO-JO9A1-17-0001	SOIL	N	cis-1,2-Dichloroethene	2.1 UJ	0.93	2.1	5.2	UG/KG
	OT29-SO-JO9A1-17-0001	SOIL	N	cis-1,3-Dichloropropene	2.1 UJ	0.67	2.1	5.2	UG/KG
	OT29-SO-JO9A1-17-0001	SOIL	N	Cyclohexane	1 UN	1	1	10	UG/KG
	OT29-SO-JO9A1-17-0001	SOIL	N	Dibromochloromethane	1 UJ	0.27	1	5.2	UG/KG
	OT29-SO-JO9A1-17-0001	SOIL	N	Dichlorodifluoromethane	2.1 UJ	0.93	2.1	5.2	UG/KG
	OT29-SO-JO9A1-17-0001	SOIL	N	Ethylbenzene	1 UJ	0.36	1	5.2	UG/KG
	OT29-SO-JO9A1-17-0001	SOIL	N	Isopropylbenzene	2.1 UJ	0.55	2.1	5.2	UG/KG
	OT29-SO-JO9A1-17-0001	SOIL	N	Methyl Acetate	1 UN	1	1	10	UG/KG
	OT29-SO-JO9A1-17-0001	SOIL	N	Methyl cyclohexane	1 UN	1	1	10	UG/KG
	OT29-SO-JO9A1-17-0001	SOIL	N	Methyl tert-butyl ether	2.1 UJ	0.63	2.1	5.2	UG/KG
	OT29-SO-JO9A1-17-0001	SOIL	N	Methylene Chloride	2.1 UJ	0.88	2.1	5.2	UG/KG
	OT29-SO-JO9A1-17-0001	SOIL	N	m-Xylene & p-Xylene	2.1 UJ	0.85	2.1	5.2	UG/KG
	OT29-SO-JO9A1-17-0001	SOIL	N	Naphthalene	2.1 UJ	0.66	2.1	5.2	UG/KG
	OT29-SO-JO9A1-17-0001	SOIL	N	o-Xylene	1 UJ	0.35	1	5.2	UG/KG
	OT29-SO-JO9A1-17-0001	SOIL	N	Styrene	1 UJ	0.33	1	5.2	UG/KG
	OT29-SO-JO9A1-17-0001	SOIL	N	Tetrachloroethene	2.1 UJ	0.64	2.1	5.2	UG/KG
	OT29-SO-JO9A1-17-0001	SOIL	N	Toluene	1.5 J	0.64	2.1	5.2	UG/KG
	OT29-SO-JO9A1-17-0001	SOIL	N	trans-1,2-Dichloroethene	1 UJ	0.4	1	5.2	UG/KG
	OT29-SO-JO9A1-17-0001	SOIL	N	trans-1,3-Dichloropropene	2.1 UJ	0.79	2.1	5.2	UG/KG
	OT29-SO-JO9A1-17-0001	SOIL	N	Trichloroethene	2.1 UJ	0.63	2.1	5.2	UG/KG
	OT29-SO-JO9A1-17-0001	SOIL	N	Trichlorofluoromethane	1 UJ	0.36	1	5.2	UG/KG
	OT29-SO-JO9A1-17-0001	SOIL	N	Vinyl chloride	1 UJ	0.38	1	5.2	UG/KG

Table 3. Summary of Analytical Results for Discrete Soil Samples for the Open Detonation Unit, Kirtland Air Force Base, December 2015

Method	Sample ID	Matrix	QA/QC Type	Analyte	Result*	DL	LOD	LOQ	Units
SW8260B									
	OT29-SO-JO9A1-17-1415	SOIL	N	1,1,1-Trichloroethane	0.84 R	0.3	0.84	4.2	UG/KG
	OT29-SO-JO9A1-17-1415	SOIL	N	1,1,2,2-Tetrachloroethane	1.7 U	0.57	1.7	4.2	UG/KG
	OT29-SO-JO9A1-17-1415	SOIL	N	1,1,2-Trichloro-1,2,2-trifluoroethane	0.84 R	0.7	0.84	8.4	UG/KG
	OT29-SO-JO9A1-17-1415	SOIL	N	1,1,2-Trichloroethane	0.84 R	0.37	0.84	4.2	UG/KG
	OT29-SO-JO9A1-17-1415	SOIL	N	1,1-Dichloroethane	0.84 R	0.24	0.84	4.2	UG/KG
	OT29-SO-JO9A1-17-1415	SOIL	N	1,1-Dichloroethene	0.84 R	0.22	0.84	4.2	UG/KG
	OT29-SO-JO9A1-17-1415	SOIL	N	1,2,3-Trichlorobenzene	1.7 UJ	0.63	1.7	4.2	UG/KG
	OT29-SO-JO9A1-17-1415	SOIL	N	1,2,3-Trichloropropane	1.7 UJ	0.64	1.7	4.2	UG/KG
	OT29-SO-JO9A1-17-1415	SOIL	N	1,2,4-Trichlorobenzene	1.7 UJ	0.63	1.7	4.2	UG/KG
	OT29-SO-JO9A1-17-1415	SOIL	N	1,2,4-Trimethylbenzene	1.7 UJ	0.43	1.7	4.2	UG/KG
	OT29-SO-JO9A1-17-1415	SOIL	N	1,2-Dibromo-3-Chloropropane	1.7 UJ	0.74	1.7	8.4	UG/KG
	OT29-SO-JO9A1-17-1415	SOIL	N	1,2-Dibromoethane (EDB)	0.84 UJ	0.23	0.84	8.4	UG/KG
	OT29-SO-JO9A1-17-1415	SOIL	N	1,2-Dichlorobenzene	1.7 UJ	0.54	1.7	4.2	UG/KG
	OT29-SO-JO9A1-17-1415	SOIL	N	1,2-Dichloroethane	1.7 R	0.62	1.7	4.2	UG/KG
	OT29-SO-JO9A1-17-1415	SOIL	N	1,2-Dichloropropane	1.7 R	0.51	1.7	4.2	UG/KG
	OT29-SO-JO9A1-17-1415	SOIL	N	1,3,5-Trimethylbenzene	0.84 U	0.3	0.84	4.2	UG/KG
	OT29-SO-JO9A1-17-1415	SOIL	N	1,3-Dichlorobenzene	0.84 UJ	0.25	0.84	4.2	UG/KG
	OT29-SO-JO9A1-17-1415	SOIL	N	1,4-Dichlorobenzene	1.7 UJ	0.66	1.7	4.2	UG/KG
	OT29-SO-JO9A1-17-1415	SOIL	N	1,4-Dioxane	63 U	33	63	210	UG/KG
	OT29-SO-JO9A1-17-1415	SOIL	N	2-Butanone (MEK)	4.2 UJ	1.2	4.2	8.4	UG/KG
	OT29-SO-JO9A1-17-1415	SOIL	N	2-Hexanone	1.7 UJ	0.63	1.7	8.4	UG/KG
	OT29-SO-JO9A1-17-1415	SOIL	N	4-Methyl-2-pentanone (MIBK)	1.7 UJ	0.78	1.7	8.4	UG/KG
	OT29-SO-JO9A1-17-1415	SOIL	N	Acetone	8.6 U	1.2	4.2	17	UG/KG

Table 3. Summary of Analytical Results for Discrete Soil Samples for the Open Detonation Unit, Kirtland Air Force Base, December 2015

Method	Sample ID	Matrix	QA/QC Type	Analyte	Result*	DL	LOD	LOQ	Units
SW8260B									
	OT29-SO-JO9A1-17-1415	SOIL	N	Benzene	0.84 R	0.22	0.84	4.2	UG/KG
	OT29-SO-JO9A1-17-1415	SOIL	N	Bromochloromethane	1.7 R	0.79	1.7	4.2	UG/KG
	OT29-SO-JO9A1-17-1415	SOIL	N	Bromodichloromethane	1.7 R	0.45	1.7	4.2	UG/KG
	OT29-SO-JO9A1-17-1415	SOIL	N	Bromoform	0.84 UJ	0.34	0.84	4.2	UG/KG
	OT29-SO-JO9A1-17-1415	SOIL	N	Bromomethane	1.7 R	0.73	1.7	4.2	UG/KG
	OT29-SO-JO9A1-17-1415	SOIL	N	Carbon disulfide	0.84 R	0.41	0.84	8.4	UG/KG
	OT29-SO-JO9A1-17-1415	SOIL	N	Carbon tetrachloride	1.7 R	0.45	1.7	4.2	UG/KG
	OT29-SO-JO9A1-17-1415	SOIL	N	Chlorobenzene	0.84 U	0.24	0.84	4.2	UG/KG
	OT29-SO-JO9A1-17-1415	SOIL	N	Chloroethane	0.84 R	0.38	0.84	4.2	UG/KG
	OT29-SO-JO9A1-17-1415	SOIL	N	Chloroform	0.84 R	0.22	0.84	4.2	UG/KG
	OT29-SO-JO9A1-17-1415	SOIL	N	Chloromethane	0.84 R	0.42	0.84	4.2	UG/KG
	OT29-SO-JO9A1-17-1415	SOIL	N	cis-1,2-Dichloroethene	1.7 R	0.75	1.7	4.2	UG/KG
	OT29-SO-JO9A1-17-1415	SOIL	N	cis-1,3-Dichloropropene	1.7 R	0.54	1.7	4.2	UG/KG
	OT29-SO-JO9A1-17-1415	SOIL	N	Cyclohexane	0.84 UN	0.84	0.84	8.4	UG/KG
	OT29-SO-JO9A1-17-1415	SOIL	N	Dibromochloromethane	0.84 UJ	0.22	0.84	4.2	UG/KG
	OT29-SO-JO9A1-17-1415	SOIL	N	Dichlorodifluoromethane	1.7 R	0.75	1.7	4.2	UG/KG
	OT29-SO-JO9A1-17-1415	SOIL	N	Ethylbenzene	0.84 UJ	0.29	0.84	4.2	UG/KG
	OT29-SO-JO9A1-17-1415	SOIL	N	Isopropylbenzene	1.7 UJ	0.44	1.7	4.2	UG/KG
	OT29-SO-JO9A1-17-1415	SOIL	N	Methyl Acetate	0.84 UN	0.84	0.84	8.4	UG/KG
	OT29-SO-JO9A1-17-1415	SOIL	N	Methyl cyclohexane	0.84 UN	0.84	0.84	8.4	UG/KG
	OT29-SO-JO9A1-17-1415	SOIL	N	Methyl tert-butyl ether	1.7 R	0.51	1.7	4.2	UG/KG
	OT29-SO-JO9A1-17-1415	SOIL	N	Methylene Chloride	1.7 R	0.71	1.7	4.2	UG/KG
	OT29-SO-JO9A1-17-1415	SOIL	N	m-Xylene & p-Xylene	1.7 UJ	0.68	1.7	4.2	UG/KG

Table 3. Summary of Analytical Results for Discrete Soil Samples for the Open Detonation Unit, Kirtland Air Force Base, December 2015

Method	Sample ID	Matrix	QA/QC Type	Analyte	Result*	DL	LOD	LOQ	Units
SW8260B									
	OT29-SO-JO9A1-17-1415	SOIL	N	Naphthalene	1.7 UJ	0.53	1.7	4.2	UG/KG
	OT29-SO-JO9A1-17-1415	SOIL	N	o-Xylene	0.84 UJ	0.28	0.84	4.2	UG/KG
	OT29-SO-JO9A1-17-1415	SOIL	N	Styrene	0.84 UJ	0.26	0.84	4.2	UG/KG
	OT29-SO-JO9A1-17-1415	SOIL	N	Tetrachloroethene	1.7 UJ	0.52	1.7	4.2	UG/KG
	OT29-SO-JO9A1-17-1415	SOIL	N	Toluene	0.83 J	0.52	1.7	4.2	UG/KG
	OT29-SO-JO9A1-17-1415	SOIL	N	trans-1,2-Dichloroethene	0.84 R	0.32	0.84	4.2	UG/KG
	OT29-SO-JO9A1-17-1415	SOIL	N	trans-1,3-Dichloropropene	1.7 R	0.63	1.7	4.2	UG/KG
	OT29-SO-JO9A1-17-1415	SOIL	N	Trichloroethene	1.7 R	0.51	1.7	4.2	UG/KG
	OT29-SO-JO9A1-17-1415	SOIL	N	Trichlorofluoromethane	0.84 R	0.29	0.84	4.2	UG/KG
	OT29-SO-JO9A1-17-1415	SOIL	N	Vinyl chloride	0.84 R	0.3	0.84	4.2	UG/KG
	OT29-SO-JO9A1-19-0001	SOIL	N	1,1,1-Trichloroethane	1.1 UJ	0.39	1.1	5.4	UG/KG
	OT29-SO-JO9A1-19-0001	SOIL	N	1,1,2,2-Tetrachloroethane	2.2 U	0.73	2.2	5.4	UG/KG
	OT29-SO-JO9A1-19-0001	SOIL	N	1,1,2-Trichloro-1,2,2-trifluoroethane	1.1 UJ	0.89	1.1	11	UG/KG
	OT29-SO-JO9A1-19-0001	SOIL	N	1,1,2-Trichloroethane	1.1 UJ	0.47	1.1	5.4	UG/KG
	OT29-SO-JO9A1-19-0001	SOIL	N	1,1-Dichloroethane	1.1 UJ	0.31	1.1	5.4	UG/KG
	OT29-SO-JO9A1-19-0001	SOIL	N	1,1-Dichloroethene	1.1 UJ	0.28	1.1	5.4	UG/KG
	OT29-SO-JO9A1-19-0001	SOIL	N	1,2,3-Trichlorobenzene	2.2 U	0.81	2.2	5.4	UG/KG
	OT29-SO-JO9A1-19-0001	SOIL	N	1,2,3-Trichloropropane	2.2 UJ	0.82	2.2	5.4	UG/KG
	OT29-SO-JO9A1-19-0001	SOIL	N	1,2,4-Trichlorobenzene	2.2 U	0.81	2.2	5.4	UG/KG
	OT29-SO-JO9A1-19-0001	SOIL	N	1,2,4-Trimethylbenzene	2.2 UJ	0.55	2.2	5.4	UG/KG
	OT29-SO-JO9A1-19-0001	SOIL	N	1,2-Dibromo-3-Chloropropane	2.2 U	0.95	2.2	11	UG/KG
	OT29-SO-JO9A1-19-0001	SOIL	N	1,2-Dibromoethane (EDB)	1.1 UJ	0.29	1.1	11	UG/KG
	OT29-SO-JO9A1-19-0001	SOIL	N	1,2-Dichlorobenzene	2.2 U	0.69	2.2	5.4	UG/KG

Table 3. Summary of Analytical Results for Discrete Soil Samples for the Open Detonation Unit, Kirtland Air Force Base, December 2015

Method	Sample ID	Matrix	QA/QC Type	Analyte	Result*	DL	LOD	LOQ	Units
SW8260B									
	OT29-SO-JO9A1-19-0001	SOIL	N	1,2-Dichloroethane	2.2 UJ	0.79	2.2	5.4	UG/KG
	OT29-SO-JO9A1-19-0001	SOIL	N	1,2-Dichloropropane	2.2 UJ	0.65	2.2	5.4	UG/KG
	OT29-SO-JO9A1-19-0001	SOIL	N	1,3,5-Trimethylbenzene	1.1 U	0.38	1.1	5.4	UG/KG
	OT29-SO-JO9A1-19-0001	SOIL	N	1,3-Dichlorobenzene	1.1 U	0.32	1.1	5.4	UG/KG
	OT29-SO-JO9A1-19-0001	SOIL	N	1,4-Dichlorobenzene	2.2 U	0.84	2.2	5.4	UG/KG
	OT29-SO-JO9A1-19-0001	SOIL	N	1,4-Dioxane	81 U	42	81	270	UG/KG
	OT29-SO-JO9A1-19-0001	SOIL	N	2-Butanone (MEK)	4.2 J	1.5	5.4	11	UG/KG
	OT29-SO-JO9A1-19-0001	SOIL	N	2-Hexanone	2.2 U	0.8	2.2	11	UG/KG
	OT29-SO-JO9A1-19-0001	SOIL	N	4-Methyl-2-pentanone (MIBK)	2.2 U	0.99	2.2	11	UG/KG
	OT29-SO-JO9A1-19-0001	SOIL	N	Acetone	25 U	1.5	5.4	22	UG/KG
	OT29-SO-JO9A1-19-0001	SOIL	N	Benzene	0.53 J	0.28	1.1	5.4	UG/KG
	OT29-SO-JO9A1-19-0001	SOIL	N	Bromochloromethane	2.2 UJ	1	2.2	5.4	UG/KG
	OT29-SO-JO9A1-19-0001	SOIL	N	Bromodichloromethane	2.2 UJ	0.57	2.2	5.4	UG/KG
	OT29-SO-JO9A1-19-0001	SOIL	N	Bromoform	1.1 UJ	0.43	1.1	5.4	UG/KG
	OT29-SO-JO9A1-19-0001	SOIL	N	Bromomethane	15 J	0.93	2.2	5.4	UG/KG
	OT29-SO-JO9A1-19-0001	SOIL	N	Carbon disulfide	1.1 UJ	0.53	1.1	11	UG/KG
	OT29-SO-JO9A1-19-0001	SOIL	N	Carbon tetrachloride	2.2 UJ	0.57	2.2	5.4	UG/KG
	OT29-SO-JO9A1-19-0001	SOIL	N	Chlorobenzene	1.1 UJ	0.31	1.1	5.4	UG/KG
	OT29-SO-JO9A1-19-0001	SOIL	N	Chloroethane	1.1 UJ	0.49	1.1	5.4	UG/KG
	OT29-SO-JO9A1-19-0001	SOIL	N	Chloroform	1.1 UJ	0.28	1.1	5.4	UG/KG
	OT29-SO-JO9A1-19-0001	SOIL	N	Chloromethane	1.1 UJ	0.54	1.1	5.4	UG/KG
	OT29-SO-JO9A1-19-0001	SOIL	N	cis-1,2-Dichloroethene	2.2 UJ	0.96	2.2	5.4	UG/KG
	OT29-SO-JO9A1-19-0001	SOIL	N	cis-1,3-Dichloropropene	2.2 UJ	0.69	2.2	5.4	UG/KG

Table 3. Summary of Analytical Results for Discrete Soil Samples for the Open Detonation Unit, Kirtland Air Force Base, December 2015

Method	Sample ID	Matrix	QA/QC Type	Analyte	Result*	DL	LOD	LOQ	Units
SW8260B									
	OT29-SO-JO9A1-19-0001	SOIL	N	Cyclohexane	1.1 UN	1.1	1.1	11	UG/KG
	OT29-SO-JO9A1-19-0001	SOIL	N	Dibromochloromethane	1.1 UJ	0.28	1.1	5.4	UG/KG
	OT29-SO-JO9A1-19-0001	SOIL	N	Dichlorodifluoromethane	2.2 UJ	0.96	2.2	5.4	UG/KG
	OT29-SO-JO9A1-19-0001	SOIL	N	Ethylbenzene	1.1 UJ	0.37	1.1	5.4	UG/KG
	OT29-SO-JO9A1-19-0001	SOIL	N	Isopropylbenzene	2.2 UJ	0.56	2.2	5.4	UG/KG
	OT29-SO-JO9A1-19-0001	SOIL	N	Methyl Acetate	1.1 UN	1.1	1.1	11	UG/KG
	OT29-SO-JO9A1-19-0001	SOIL	N	Methyl cyclohexane	1.1 UN	1.1	1.1	11	UG/KG
	OT29-SO-JO9A1-19-0001	SOIL	N	Methyl tert-butyl ether	2.2 UJ	0.65	2.2	5.4	UG/KG
	OT29-SO-JO9A1-19-0001	SOIL	N	Methylene Chloride	2.2 UJ	0.91	2.2	5.4	UG/KG
	OT29-SO-JO9A1-19-0001	SOIL	N	m-Xylene & p-Xylene	2.2 UJ	0.87	2.2	5.4	UG/KG
	OT29-SO-JO9A1-19-0001	SOIL	N	Naphthalene	2.2 U	0.68	2.2	5.4	UG/KG
	OT29-SO-JO9A1-19-0001	SOIL	N	o-Xylene	1.1 UJ	0.36	1.1	5.4	UG/KG
	OT29-SO-JO9A1-19-0001	SOIL	N	Styrene	1.1 UJ	0.33	1.1	5.4	UG/KG
	OT29-SO-JO9A1-19-0001	SOIL	N	Tetrachloroethene	2.2 UJ	0.66	2.2	5.4	UG/KG
	OT29-SO-JO9A1-19-0001	SOIL	N	Toluene	0.84 J	0.66	2.2	5.4	UG/KG
	OT29-SO-JO9A1-19-0001	SOIL	N	trans-1,2-Dichloroethene	1.1 UJ	0.41	1.1	5.4	UG/KG
	OT29-SO-JO9A1-19-0001	SOIL	N	trans-1,3-Dichloropropene	2.2 UJ	0.81	2.2	5.4	UG/KG
	OT29-SO-JO9A1-19-0001	SOIL	N	Trichloroethene	2.2 UJ	0.65	2.2	5.4	UG/KG
	OT29-SO-JO9A1-19-0001	SOIL	N	Trichlorofluoromethane	1.1 UJ	0.37	1.1	5.4	UG/KG
	OT29-SO-JO9A1-19-0001	SOIL	N	Vinyl chloride	1.1 UJ	0.39	1.1	5.4	UG/KG
	OT29-SO-JO9A1-19-1415	SOIL	N	1,1,1-Trichloroethane	1.2 UJ	0.45	1.2	6.2	UG/KG
	OT29-SO-JO9A1-19-1415	SOIL	N	1,1,2,2-Tetrachloroethane	2.5 U	0.84	2.5	6.2	UG/KG
	OT29-SO-JO9A1-19-1415	SOIL	N	1,1,2-Trichloro-1,2,2-trifluoroethane	1.2 UJ	1	1.2	12	UG/KG

Table 3. Summary of Analytical Results for Discrete Soil Samples for the Open Detonation Unit, Kirtland Air Force Base, December 2015

Method	Sample ID	Matrix	QA/QC Type	Analyte	Result*	DL	LOD	LOQ	Units
SW8260B									
	OT29-SO-JO9A1-19-1415	SOIL	N	1,1,2-Trichloroethane	1.2 UJ	0.54	1.2	6.2	UG/KG
	OT29-SO-JO9A1-19-1415	SOIL	N	1,1-Dichloroethane	1.2 UJ	0.36	1.2	6.2	UG/KG
	OT29-SO-JO9A1-19-1415	SOIL	N	1,1-Dichloroethene	1.2 UJ	0.32	1.2	6.2	UG/KG
	OT29-SO-JO9A1-19-1415	SOIL	N	1,2,3-Trichlorobenzene	2.5 U	0.93	2.5	6.2	UG/KG
	OT29-SO-JO9A1-19-1415	SOIL	N	1,2,3-Trichloropropane	2.5 UJ	0.94	2.5	6.2	UG/KG
	OT29-SO-JO9A1-19-1415	SOIL	N	1,2,4-Trichlorobenzene	2.5 U	0.93	2.5	6.2	UG/KG
	OT29-SO-JO9A1-19-1415	SOIL	N	1,2,4-Trimethylbenzene	0.9 J	0.63	2.5	6.2	UG/KG
	OT29-SO-JO9A1-19-1415	SOIL	N	1,2-Dibromo-3-Chloropropane	2.5 U	1.1	2.5	12	UG/KG
	OT29-SO-JO9A1-19-1415	SOIL	N	1,2-Dibromoethane (EDB)	1.2 UJ	0.33	1.2	12	UG/KG
	OT29-SO-JO9A1-19-1415	SOIL	N	1,2-Dichlorobenzene	2.5 U	0.79	2.5	6.2	UG/KG
	OT29-SO-JO9A1-19-1415	SOIL	N	1,2-Dichloroethane	2.5 UJ	0.9	2.5	6.2	UG/KG
	OT29-SO-JO9A1-19-1415	SOIL	N	1,2-Dichloropropane	2.5 UJ	0.74	2.5	6.2	UG/KG
	OT29-SO-JO9A1-19-1415	SOIL	N	1,3,5-Trimethylbenzene	0.46 J	0.43	1.2	6.2	UG/KG
	OT29-SO-JO9A1-19-1415	SOIL	N	1,3-Dichlorobenzene	1.2 U	0.37	1.2	6.2	UG/KG
	OT29-SO-JO9A1-19-1415	SOIL	N	1,4-Dichlorobenzene	2.5 U	0.97	2.5	6.2	UG/KG
	OT29-SO-JO9A1-19-1415	SOIL	N	1,4-Dioxane	93 U	48	93	310	UG/KG
	OT29-SO-JO9A1-19-1415	SOIL	N	2-Butanone (MEK)	6.2 U	1.7	6.2	12	UG/KG
	OT29-SO-JO9A1-19-1415	SOIL	N	2-Hexanone	2.5 U	0.92	2.5	12	UG/KG
	OT29-SO-JO9A1-19-1415	SOIL	N	4-Methyl-2-pentanone (MIBK)	2.5 U	1.1	2.5	12	UG/KG
	OT29-SO-JO9A1-19-1415	SOIL	N	Acetone	6.7 U	1.7	6.2	25	UG/KG
	OT29-SO-JO9A1-19-1415	SOIL	N	Benzene	2.2 J	0.32	1.2	6.2	UG/KG
	OT29-SO-JO9A1-19-1415	SOIL	N	Bromochloromethane	2.5 UJ	1.2	2.5	6.2	UG/KG
	OT29-SO-JO9A1-19-1415	SOIL	N	Bromodichloromethane	2.5 UJ	0.66	2.5	6.2	UG/KG

Table 3. Summary of Analytical Results for Discrete Soil Samples for the Open Detonation Unit, Kirtland Air Force Base, December 2015

Method	Sample ID	Matrix	QA/QC Type	Analyte	Result*	DL	LOD	LOQ	Units
SW8260B									
	OT29-SO-JO9A1-19-1415	SOIL	N	Bromoform	1.2 UJ	0.5	1.2	6.2	UG/KG
	OT29-SO-JO9A1-19-1415	SOIL	N	Bromomethane	2.5 UJ	1.1	2.5	6.2	UG/KG
	OT29-SO-JO9A1-19-1415	SOIL	N	Carbon disulfide	1.2 UJ	0.61	1.2	12	UG/KG
	OT29-SO-JO9A1-19-1415	SOIL	N	Carbon tetrachloride	2.5 UJ	0.66	2.5	6.2	UG/KG
	OT29-SO-JO9A1-19-1415	SOIL	N	Chlorobenzene	1.2 UJ	0.36	1.2	6.2	UG/KG
	OT29-SO-JO9A1-19-1415	SOIL	N	Chloroethane	1.2 UJ	0.56	1.2	6.2	UG/KG
	OT29-SO-JO9A1-19-1415	SOIL	N	Chloroform	1.2 UJ	0.32	1.2	6.2	UG/KG
	OT29-SO-JO9A1-19-1415	SOIL	N	Chloromethane	1.2 UJ	0.62	1.2	6.2	UG/KG
	OT29-SO-JO9A1-19-1415	SOIL	N	cis-1,2-Dichloroethene	2.5 UJ	1.1	2.5	6.2	UG/KG
	OT29-SO-JO9A1-19-1415	SOIL	N	cis-1,3-Dichloropropene	2.5 UJ	0.79	2.5	6.2	UG/KG
	OT29-SO-JO9A1-19-1415	SOIL	N	Cyclohexane	1.2 UN	1.2	1.2	12	UG/KG
	OT29-SO-JO9A1-19-1415	SOIL	N	Dibromochloromethane	1.2 UJ	0.32	1.2	6.2	UG/KG
	OT29-SO-JO9A1-19-1415	SOIL	N	Dichlorodifluoromethane	2.5 UJ	1.1	2.5	6.2	UG/KG
	OT29-SO-JO9A1-19-1415	SOIL	N	Ethylbenzene	1.2 UJ	0.42	1.2	6.2	UG/KG
	OT29-SO-JO9A1-19-1415	SOIL	N	Isopropylbenzene	2.5 UJ	0.64	2.5	6.2	UG/KG
	OT29-SO-JO9A1-19-1415	SOIL	N	Methyl Acetate	1.2 UN	1.2	1.2	12	UG/KG
	OT29-SO-JO9A1-19-1415	SOIL	N	Methyl cyclohexane	1.2 UN	1.2	1.2	12	UG/KG
	OT29-SO-JO9A1-19-1415	SOIL	N	Methyl tert-butyl ether	2.5 UJ	0.74	2.5	6.2	UG/KG
	OT29-SO-JO9A1-19-1415	SOIL	N	Methylene Chloride	2.5 UJ	1	2.5	6.2	UG/KG
	OT29-SO-JO9A1-19-1415	SOIL	N	m-Xylene & p-Xylene	3 J	1	2.5	6.2	UG/KG
	OT29-SO-JO9A1-19-1415	SOIL	N	Naphthalene	2.5 U	0.78	2.5	6.2	UG/KG
	OT29-SO-JO9A1-19-1415	SOIL	N	o-Xylene	0.72 J	0.41	1.2	6.2	UG/KG
	OT29-SO-JO9A1-19-1415	SOIL	N	Styrene	1.2 UJ	0.38	1.2	6.2	UG/KG

Table 3. Summary of Analytical Results for Discrete Soil Samples for the Open Detonation Unit, Kirtland Air Force Base, December 2015

Method	Sample ID	Matrix	QA/QC Type	Analyte	Result*	DL	LOD	LOQ	Units
SW8260B									
	OT29-SO-JO9A1-19-1415	SOIL	N	Tetrachloroethene	2.5 UJ	0.76	2.5	6.2	UG/KG
	OT29-SO-JO9A1-19-1415	SOIL	N	Toluene	3.9 J	0.76	2.5	6.2	UG/KG
	OT29-SO-JO9A1-19-1415	SOIL	N	trans-1,2-Dichloroethene	1.2 UJ	0.47	1.2	6.2	UG/KG
	OT29-SO-JO9A1-19-1415	SOIL	N	trans-1,3-Dichloropropene	2.5 UJ	0.93	2.5	6.2	UG/KG
	OT29-SO-JO9A1-19-1415	SOIL	N	Trichloroethene	2.5 UJ	0.74	2.5	6.2	UG/KG
	OT29-SO-JO9A1-19-1415	SOIL	N	Trichlorofluoromethane	1.2 UJ	0.42	1.2	6.2	UG/KG
	OT29-SO-JO9A1-19-1415	SOIL	N	Vinyl chloride	1.2 UJ	0.45	1.2	6.2	UG/KG
	OT29-SO-JO9A1-21-0001	SOIL	N	1,1,1-Trichloroethane	1.1 UJ	0.38	1.1	5.3	UG/KG
	OT29-SO-JO9A1-21-0001	SOIL	N	1,1,2,2-Tetrachloroethane	2.1 UJ	0.72	2.1	5.3	UG/KG
	OT29-SO-JO9A1-21-0001	SOIL	N	1,1,2-Trichloro-1,2,2-trifluoroethane	1.1 UJ	0.88	1.1	11	UG/KG
	OT29-SO-JO9A1-21-0001	SOIL	N	1,1,2-Trichloroethane	1.1 UJ	0.46	1.1	5.3	UG/KG
	OT29-SO-JO9A1-21-0001	SOIL	N	1,1-Dichloroethane	1.1 UJ	0.31	1.1	5.3	UG/KG
	OT29-SO-JO9A1-21-0001	SOIL	N	1,1-Dichloroethene	1.1 UJ	0.27	1.1	5.3	UG/KG
	OT29-SO-JO9A1-21-0001	SOIL	N	1,2,3-Trichlorobenzene	2.1 UJ	0.79	2.1	5.3	UG/KG
	OT29-SO-JO9A1-21-0001	SOIL	N	1,2,3-Trichloropropane	2.1 UJ	0.8	2.1	5.3	UG/KG
	OT29-SO-JO9A1-21-0001	SOIL	N	1,2,4-Trichlorobenzene	2.1 UJ	0.79	2.1	5.3	UG/KG
	OT29-SO-JO9A1-21-0001	SOIL	N	1,2,4-Trimethylbenzene	2.1 UJ	0.54	2.1	5.3	UG/KG
	OT29-SO-JO9A1-21-0001	SOIL	N	1,2-Dibromo-3-Chloropropane	2.1 UJ	0.93	2.1	11	UG/KG
	OT29-SO-JO9A1-21-0001	SOIL	N	1,2-Dibromoethane (EDB)	1.1 UJ	0.28	1.1	11	UG/KG
	OT29-SO-JO9A1-21-0001	SOIL	N	1,2-Dichlorobenzene	2.1 UJ	0.68	2.1	5.3	UG/KG
	OT29-SO-JO9A1-21-0001	SOIL	N	1,2-Dichloroethane	2.1 UJ	0.77	2.1	5.3	UG/KG
	OT29-SO-JO9A1-21-0001	SOIL	N	1,2-Dichloropropane	2.1 UJ	0.63	2.1	5.3	UG/KG
	OT29-SO-JO9A1-21-0001	SOIL	N	1,3,5-Trimethylbenzene	1.1 UJ	0.37	1.1	5.3	UG/KG

Table 3. Summary of Analytical Results for Discrete Soil Samples for the Open Detonation Unit, Kirtland Air Force Base, December 2015

Method	Sample ID	Matrix	QA/QC Type	Analyte	Result*	DL	LOD	LOQ	Units
SW8260B									
	OT29-SO-JO9A1-21-0001	SOIL	N	1,3-Dichlorobenzene	1.1 UJ	0.32	1.1	5.3	UG/KG
	OT29-SO-JO9A1-21-0001	SOIL	N	1,4-Dichlorobenzene	2.1 UJ	0.82	2.1	5.3	UG/KG
	OT29-SO-JO9A1-21-0001	SOIL	N	1,4-Dioxane	79 UJ	41	79	260	UG/KG
	OT29-SO-JO9A1-21-0001	SOIL	N	2-Butanone (MEK)	4 J	1.5	5.3	11	UG/KG
	OT29-SO-JO9A1-21-0001	SOIL	N	2-Hexanone	2.1 UJ	0.78	2.1	11	UG/KG
	OT29-SO-JO9A1-21-0001	SOIL	N	4-Methyl-2-pentanone (MIBK)	2.1 UJ	0.97	2.1	11	UG/KG
	OT29-SO-JO9A1-21-0001	SOIL	N	Acetone	25 U	1.5	5.3	21	UG/KG
	OT29-SO-JO9A1-21-0001	SOIL	N	Benzene	0.43 J	0.27	1.1	5.3	UG/KG
	OT29-SO-JO9A1-21-0001	SOIL	N	Bromochloromethane	2.1 UJ	0.99	2.1	5.3	UG/KG
	OT29-SO-JO9A1-21-0001	SOIL	N	Bromodichloromethane	2.1 UJ	0.56	2.1	5.3	UG/KG
	OT29-SO-JO9A1-21-0001	SOIL	N	Bromoform	1.1 UJ	0.42	1.1	5.3	UG/KG
	OT29-SO-JO9A1-21-0001	SOIL	N	Bromomethane	2.4 J	0.91	2.1	5.3	UG/KG
	OT29-SO-JO9A1-21-0001	SOIL	N	Carbon disulfide	1.1 UJ	0.52	1.1	11	UG/KG
	OT29-SO-JO9A1-21-0001	SOIL	N	Carbon tetrachloride	2.1 UJ	0.56	2.1	5.3	UG/KG
	OT29-SO-JO9A1-21-0001	SOIL	N	Chlorobenzene	1.1 UJ	0.31	1.1	5.3	UG/KG
	OT29-SO-JO9A1-21-0001	SOIL	N	Chloroethane	1.1 UJ	0.47	1.1	5.3	UG/KG
	OT29-SO-JO9A1-21-0001	SOIL	N	Chloroform	1.1 UJ	0.27	1.1	5.3	UG/KG
	OT29-SO-JO9A1-21-0001	SOIL	N	Chloromethane	1.1 UJ	0.53	1.1	5.3	UG/KG
	OT29-SO-JO9A1-21-0001	SOIL	N	cis-1,2-Dichloroethene	2.1 UJ	0.94	2.1	5.3	UG/KG
	OT29-SO-JO9A1-21-0001	SOIL	N	cis-1,3-Dichloropropene	2.1 UJ	0.68	2.1	5.3	UG/KG
	OT29-SO-JO9A1-21-0001	SOIL	N	Cyclohexane	1.1 UN	1.1	1.1	11	UG/KG
	OT29-SO-JO9A1-21-0001	SOIL	N	Dibromochloromethane	1.1 UJ	0.27	1.1	5.3	UG/KG
	OT29-SO-JO9A1-21-0001	SOIL	N	Dichlorodifluoromethane	2.1 UJ	0.94	2.1	5.3	UG/KG

Table 3. Summary of Analytical Results for Discrete Soil Samples for the Open Detonation Unit, Kirtland Air Force Base, December 2015

Method	Sample ID	Matrix	QA/QC Type	Analyte	Result*	DL	LOD	LOQ	Units
SW8260B									
	OT29-SO-JO9A1-21-0001	SOIL	N	Ethylbenzene	1.1 UJ	0.36	1.1	5.3	UG/KG
	OT29-SO-JO9A1-21-0001	SOIL	N	Isopropylbenzene	2.1 UJ	0.55	2.1	5.3	UG/KG
	OT29-SO-JO9A1-21-0001	SOIL	N	Methyl Acetate	1.1 UN	1.1	1.1	11	UG/KG
	OT29-SO-JO9A1-21-0001	SOIL	N	Methyl cyclohexane	1.1 UN	1.1	1.1	11	UG/KG
	OT29-SO-JO9A1-21-0001	SOIL	N	Methyl tert-butyl ether	2.1 UJ	0.63	2.1	5.3	UG/KG
	OT29-SO-JO9A1-21-0001	SOIL	N	Methylene Chloride	2.1 UJ	0.89	2.1	5.3	UG/KG
	OT29-SO-JO9A1-21-0001	SOIL	N	m-Xylene & p-Xylene	2.1 UJ	0.85	2.1	5.3	UG/KG
	OT29-SO-JO9A1-21-0001	SOIL	N	Naphthalene	2.1 UJ	0.66	2.1	5.3	UG/KG
	OT29-SO-JO9A1-21-0001	SOIL	N	o-Xylene	1.1 UJ	0.35	1.1	5.3	UG/KG
	OT29-SO-JO9A1-21-0001	SOIL	N	Styrene	1.1 UJ	0.33	1.1	5.3	UG/KG
	OT29-SO-JO9A1-21-0001	SOIL	N	Tetrachloroethene	2.1 UJ	0.64	2.1	5.3	UG/KG
	OT29-SO-JO9A1-21-0001	SOIL	N	Toluene	0.65 J	0.64	2.1	5.3	UG/KG
	OT29-SO-JO9A1-21-0001	SOIL	N	trans-1,2-Dichloroethene	1.1 UJ	0.4	1.1	5.3	UG/KG
	OT29-SO-JO9A1-21-0001	SOIL	N	trans-1,3-Dichloropropene	2.1 UJ	0.79	2.1	5.3	UG/KG
	OT29-SO-JO9A1-21-0001	SOIL	N	Trichloroethene	2.1 UJ	0.63	2.1	5.3	UG/KG
	OT29-SO-JO9A1-21-0001	SOIL	N	Trichlorofluoromethane	1.1 UJ	0.36	1.1	5.3	UG/KG
	OT29-SO-JO9A1-21-0001	SOIL	N	Vinyl chloride	1.1 UJ	0.38	1.1	5.3	UG/KG
	OT29-SO-JO9A1-21-1415	SOIL	N	1,1,1-Trichloroethane	1 UJ	0.37	1	5.1	UG/KG
	OT29-SO-JO9A1-21-1415	SOIL	N	1,1,2,2-Tetrachloroethane	2 U	0.7	2	5.1	UG/KG
	OT29-SO-JO9A1-21-1415	SOIL	N	1,1,2-Trichloro-1,2,2-trifluoroethane	1 UJ	0.85	1	10	UG/KG
	OT29-SO-JO9A1-21-1415	SOIL	N	1,1,2-Trichloroethane	1 UJ	0.45	1	5.1	UG/KG
	OT29-SO-JO9A1-21-1415	SOIL	N	1,1-Dichloroethane	1 UJ	0.3	1	5.1	UG/KG
	OT29-SO-JO9A1-21-1415	SOIL	N	1,1-Dichloroethene	1 UJ	0.27	1	5.1	UG/KG

Table 3. Summary of Analytical Results for Discrete Soil Samples for the Open Detonation Unit, Kirtland Air Force Base, December 2015

Method	Sample ID	Matrix	QA/QC Type	Analyte	Result*	DL	LOD	LOQ	Units
SW8260B									
	OT29-SO-JO9A1-21-1415	SOIL	N	1,2,3-Trichlorobenzene	2 U	0.77	2	5.1	UG/KG
	OT29-SO-JO9A1-21-1415	SOIL	N	1,2,3-Trichloropropane	2 U	0.78	2	5.1	UG/KG
	OT29-SO-JO9A1-21-1415	SOIL	N	1,2,4-Trichlorobenzene	2 U	0.77	2	5.1	UG/KG
	OT29-SO-JO9A1-21-1415	SOIL	N	1,2,4-Trimethylbenzene	2 U	0.52	2	5.1	UG/KG
	OT29-SO-JO9A1-21-1415	SOIL	N	1,2-Dibromo-3-Chloropropane	2 U	0.9	2	10	UG/KG
	OT29-SO-JO9A1-21-1415	SOIL	N	1,2-Dibromoethane (EDB)	1 U	0.28	1	10	UG/KG
	OT29-SO-JO9A1-21-1415	SOIL	N	1,2-Dichlorobenzene	2 U	0.66	2	5.1	UG/KG
	OT29-SO-JO9A1-21-1415	SOIL	N	1,2-Dichloroethane	2 UJ	0.75	2	5.1	UG/KG
	OT29-SO-JO9A1-21-1415	SOIL	N	1,2-Dichloropropane	2 UJ	0.61	2	5.1	UG/KG
	OT29-SO-JO9A1-21-1415	SOIL	N	1,3,5-Trimethylbenzene	1 U	0.36	1	5.1	UG/KG
	OT29-SO-JO9A1-21-1415	SOIL	N	1,3-Dichlorobenzene	1 U	0.31	1	5.1	UG/KG
	OT29-SO-JO9A1-21-1415	SOIL	N	1,4-Dichlorobenzene	2 U	0.8	2	5.1	UG/KG
	OT29-SO-JO9A1-21-1415	SOIL	N	1,4-Dioxane	77 U	40	77	260	UG/KG
	OT29-SO-JO9A1-21-1415	SOIL	N	2-Butanone (MEK)	5.1 U	1.4	5.1	10	UG/KG
	OT29-SO-JO9A1-21-1415	SOIL	N	2-Hexanone	2 U	0.76	2	10	UG/KG
	OT29-SO-JO9A1-21-1415	SOIL	N	4-Methyl-2-pentanone (MIBK)	2 U	0.94	2	10	UG/KG
	OT29-SO-JO9A1-21-1415	SOIL	N	Acetone	7.9 U	1.4	5.1	20	UG/KG
	OT29-SO-JO9A1-21-1415	SOIL	N	Benzene	0.71 J	0.27	1	5.1	UG/KG
	OT29-SO-JO9A1-21-1415	SOIL	N	Bromochloromethane	2 UJ	0.96	2	5.1	UG/KG
	OT29-SO-JO9A1-21-1415	SOIL	N	Bromodichloromethane	2 UJ	0.54	2	5.1	UG/KG
	OT29-SO-JO9A1-21-1415	SOIL	N	Bromoform	1 U	0.41	1	5.1	UG/KG
	OT29-SO-JO9A1-21-1415	SOIL	N	Bromomethane	2 UJ	0.88	2	5.1	UG/KG
	OT29-SO-JO9A1-21-1415	SOIL	N	Carbon disulfide	1 UJ	0.5	1	10	UG/KG

Table 3. Summary of Analytical Results for Discrete Soil Samples for the Open Detonation Unit, Kirtland Air Force Base, December 2015

Method	Sample ID	Matrix	QA/QC Type	Analyte	Result*	DL	LOD	LOQ	Units
SW8260B									
	OT29-SO-JO9A1-21-1415	SOIL	N	Carbon tetrachloride	2 UJ	0.54	2	5.1	UG/KG
	OT29-SO-JO9A1-21-1415	SOIL	N	Chlorobenzene	1 U	0.3	1	5.1	UG/KG
	OT29-SO-JO9A1-21-1415	SOIL	N	Chloroethane	1 U	0.46	1	5.1	UG/KG
	OT29-SO-JO9A1-21-1415	SOIL	N	Chloroform	1 UJ	0.27	1	5.1	UG/KG
	OT29-SO-JO9A1-21-1415	SOIL	N	Chloromethane	1 UJ	0.51	1	5.1	UG/KG
	OT29-SO-JO9A1-21-1415	SOIL	N	cis-1,2-Dichloroethene	2 UJ	0.91	2	5.1	UG/KG
	OT29-SO-JO9A1-21-1415	SOIL	N	cis-1,3-Dichloropropene	2 UJ	0.66	2	5.1	UG/KG
	OT29-SO-JO9A1-21-1415	SOIL	N	Cyclohexane	1 UN	1	1	10	UG/KG
	OT29-SO-JO9A1-21-1415	SOIL	N	Dibromochloromethane	1 U	0.27	1	5.1	UG/KG
	OT29-SO-JO9A1-21-1415	SOIL	N	Dichlorodifluoromethane	2 UJ	0.91	2	5.1	UG/KG
	OT29-SO-JO9A1-21-1415	SOIL	N	Ethylbenzene	1 U	0.35	1	5.1	UG/KG
	OT29-SO-JO9A1-21-1415	SOIL	N	Isopropylbenzene	2 U	0.53	2	5.1	UG/KG
	OT29-SO-JO9A1-21-1415	SOIL	N	Methyl Acetate	1 UN	1	1	10	UG/KG
	OT29-SO-JO9A1-21-1415	SOIL	N	Methyl cyclohexane	1 UN	1	1	10	UG/KG
	OT29-SO-JO9A1-21-1415	SOIL	N	Methyl tert-butyl ether	2 UJ	0.61	2	5.1	UG/KG
	OT29-SO-JO9A1-21-1415	SOIL	N	Methylene Chloride	2 UJ	0.86	2	5.1	UG/KG
	OT29-SO-JO9A1-21-1415	SOIL	N	m-Xylene & p-Xylene	2 U	0.83	2	5.1	UG/KG
	OT29-SO-JO9A1-21-1415	SOIL	N	Naphthalene	2 U	0.65	2	5.1	UG/KG
	OT29-SO-JO9A1-21-1415	SOIL	N	o-Xylene	1 U	0.34	1	5.1	UG/KG
	OT29-SO-JO9A1-21-1415	SOIL	N	Styrene	1 U	0.32	1	5.1	UG/KG
	OT29-SO-JO9A1-21-1415	SOIL	N	Tetrachloroethene	2 U	0.62	2	5.1	UG/KG
	OT29-SO-JO9A1-21-1415	SOIL	N	Toluene	2.1 J	0.62	2	5.1	UG/KG
	OT29-SO-JO9A1-21-1415	SOIL	N	trans-1,2-Dichloroethene	1 UJ	0.39	1	5.1	UG/KG

Table 3. Summary of Analytical Results for Discrete Soil Samples for the Open Detonation Unit, Kirtland Air Force Base, December 2015

Method	Sample ID	Matrix	QA/QC Type	Analyte	Result*	DL	LOD	LOQ	Units
SW8260B									
	OT29-SO-JO9A1-21-1415	SOIL	N	trans-1,3-Dichloropropene	2 UJ	0.77	2	5.1	UG/KG
	OT29-SO-JO9A1-21-1415	SOIL	N	Trichloroethene	2 UJ	0.61	2	5.1	UG/KG
	OT29-SO-JO9A1-21-1415	SOIL	N	Trichlorofluoromethane	1 UJ	0.35	1	5.1	UG/KG
	OT29-SO-JO9A1-21-1415	SOIL	N	Vinyl chloride	1 UJ	0.37	1	5.1	UG/KG
	OT29-SO-JO9B1-01-0001	SOIL	N	1,1,1-Trichloroethane	1.1 R	0.41	1.1	5.7	UG/KG
	OT29-SO-JO9B1-01-0001	SOIL	N	1,1,2,2-Tetrachloroethane	2.3 UJ	0.78	2.3	5.7	UG/KG
	OT29-SO-JO9B1-01-0001	SOIL	N	1,1,2-Trichloro-1,2,2-trifluoroethane	1.1 R	0.95	1.1	11	UG/KG
	OT29-SO-JO9B1-01-0001	SOIL	N	1,1,2-Trichloroethane	1.1 R	0.5	1.1	5.7	UG/KG
	OT29-SO-JO9B1-01-0001	SOIL	N	1,1-Dichloroethane	1.1 R	0.33	1.1	5.7	UG/KG
	OT29-SO-JO9B1-01-0001	SOIL	N	1,1-Dichloroethene	1.1 R	0.3	1.1	5.7	UG/KG
	OT29-SO-JO9B1-01-0001	SOIL	N	1,2,3-Trichlorobenzene	2.3 UJ	0.86	2.3	5.7	UG/KG
	OT29-SO-JO9B1-01-0001	SOIL	N	1,2,3-Trichloropropane	2.3 UJ	0.87	2.3	5.7	UG/KG
	OT29-SO-JO9B1-01-0001	SOIL	N	1,2,4-Trichlorobenzene	2.3 UJ	0.86	2.3	5.7	UG/KG
	OT29-SO-JO9B1-01-0001	SOIL	N	1,2,4-Trimethylbenzene	2.3 UJ	0.58	2.3	5.7	UG/KG
	OT29-SO-JO9B1-01-0001	SOIL	N	1,2-Dibromo-3-Chloropropane	2.3 UJ	1	2.3	11	UG/KG
	OT29-SO-JO9B1-01-0001	SOIL	N	1,2-Dibromoethane (EDB)	1.1 R	0.31	1.1	11	UG/KG
	OT29-SO-JO9B1-01-0001	SOIL	N	1,2-Dichlorobenzene	2.3 UJ	0.73	2.3	5.7	UG/KG
	OT29-SO-JO9B1-01-0001	SOIL	N	1,2-Dichloroethane	2.3 R	0.83	2.3	5.7	UG/KG
	OT29-SO-JO9B1-01-0001	SOIL	N	1,2-Dichloropropane	2.3 R	0.69	2.3	5.7	UG/KG
	OT29-SO-JO9B1-01-0001	SOIL	N	1,3,5-Trimethylbenzene	1.1 UJ	0.4	1.1	5.7	UG/KG
	OT29-SO-JO9B1-01-0001	SOIL	N	1,3-Dichlorobenzene	1.1 UJ	0.34	1.1	5.7	UG/KG
	OT29-SO-JO9B1-01-0001	SOIL	N	1,4-Dichlorobenzene	2.3 UJ	0.89	2.3	5.7	UG/KG
	OT29-SO-JO9B1-01-0001	SOIL	N	1,4-Dioxane	86 UJ	45	86	290	UG/KG

Table 3. Summary of Analytical Results for Discrete Soil Samples for the Open Detonation Unit, Kirtland Air Force Base, December 2015

Method	Sample ID	Matrix	QA/QC Type	Analyte	Result*	DL	LOD	LOQ	Units
SW8260B									
	OT29-SO-JO9B1-01-0001	SOIL	N	2-Butanone (MEK)	5.7 UJ	1.6	5.7	11	UG/KG
	OT29-SO-JO9B1-01-0001	SOIL	N	2-Hexanone	2.3 UJ	0.85	2.3	11	UG/KG
	OT29-SO-JO9B1-01-0001	SOIL	N	4-Methyl-2-pentanone (MIBK)	2.3 UJ	1.1	2.3	11	UG/KG
	OT29-SO-JO9B1-01-0001	SOIL	N	Acetone	8.3 U	1.6	5.7	23	UG/KG
	OT29-SO-JO9B1-01-0001	SOIL	N	Benzene	1.1 R	0.3	1.1	5.7	UG/KG
	OT29-SO-JO9B1-01-0001	SOIL	N	Bromochloromethane	2.3 R	1.1	2.3	5.7	UG/KG
	OT29-SO-JO9B1-01-0001	SOIL	N	Bromodichloromethane	2.3 R	0.61	2.3	5.7	UG/KG
	OT29-SO-JO9B1-01-0001	SOIL	N	Bromoform	1.1 R	0.46	1.1	5.7	UG/KG
	OT29-SO-JO9B1-01-0001	SOIL	N	Bromomethane	2.3 R	0.98	2.3	5.7	UG/KG
	OT29-SO-JO9B1-01-0001	SOIL	N	Carbon disulfide	1.1 R	0.56	1.1	11	UG/KG
	OT29-SO-JO9B1-01-0001	SOIL	N	Carbon tetrachloride	2.3 R	0.61	2.3	5.7	UG/KG
	OT29-SO-JO9B1-01-0001	SOIL	N	Chlorobenzene	1.1 R	0.33	1.1	5.7	UG/KG
	OT29-SO-JO9B1-01-0001	SOIL	N	Chloroethane	1.1 R	0.51	1.1	5.7	UG/KG
	OT29-SO-JO9B1-01-0001	SOIL	N	Chloroform	1.1 R	0.3	1.1	5.7	UG/KG
	OT29-SO-JO9B1-01-0001	SOIL	N	Chloromethane	1.1 R	0.57	1.1	5.7	UG/KG
	OT29-SO-JO9B1-01-0001	SOIL	N	cis-1,2-Dichloroethene	2.3 R	1	2.3	5.7	UG/KG
	OT29-SO-JO9B1-01-0001	SOIL	N	cis-1,3-Dichloropropene	2.3 R	0.73	2.3	5.7	UG/KG
	OT29-SO-JO9B1-01-0001	SOIL	N	Cyclohexane	1.1 UN	1.1	1.1	11	UG/KG
	OT29-SO-JO9B1-01-0001	SOIL	N	Dibromochloromethane	1.1 R	0.3	1.1	5.7	UG/KG
	OT29-SO-JO9B1-01-0001	SOIL	N	Dichlorodifluoromethane	2.3 R	1	2.3	5.7	UG/KG
	OT29-SO-JO9B1-01-0001	SOIL	N	Ethylbenzene	1.1 R	0.39	1.1	5.7	UG/KG
	OT29-SO-JO9B1-01-0001	SOIL	N	Isopropylbenzene	2.3 R	0.59	2.3	5.7	UG/KG
	OT29-SO-JO9B1-01-0001	SOIL	N	Methyl Acetate	1.1 UN	1.1	1.1	11	UG/KG

Table 3. Summary of Analytical Results for Discrete Soil Samples for the Open Detonation Unit, Kirtland Air Force Base, December 2015

Method	Sample ID	Matrix	QA/QC Type	Analyte	Result*	DL	LOD	LOQ	Units
SW8260B									
	OT29-SO-JO9B1-01-0001	SOIL	N	Methyl cyclohexane	1.1 UN	1.1	1.1	11	UG/KG
	OT29-SO-JO9B1-01-0001	SOIL	N	Methyl tert-butyl ether	2.3 R	0.69	2.3	5.7	UG/KG
	OT29-SO-JO9B1-01-0001	SOIL	N	Methylene Chloride	2.3 R	0.96	2.3	5.7	UG/KG
	OT29-SO-JO9B1-01-0001	SOIL	N	m-Xylene & p-Xylene	2.3 R	0.93	2.3	5.7	UG/KG
	OT29-SO-JO9B1-01-0001	SOIL	N	Naphthalene	2.3 UJ	0.72	2.3	5.7	UG/KG
	OT29-SO-JO9B1-01-0001	SOIL	N	o-Xylene	1.1 R	0.38	1.1	5.7	UG/KG
	OT29-SO-JO9B1-01-0001	SOIL	N	Styrene	1.1 R	0.35	1.1	5.7	UG/KG
	OT29-SO-JO9B1-01-0001	SOIL	N	Tetrachloroethene	2.3 R	0.7	2.3	5.7	UG/KG
	OT29-SO-JO9B1-01-0001	SOIL	N	Toluene	2.3 R	0.7	2.3	5.7	UG/KG
	OT29-SO-JO9B1-01-0001	SOIL	N	trans-1,2-Dichloroethene	1.1 R	0.43	1.1	5.7	UG/KG
	OT29-SO-JO9B1-01-0001	SOIL	N	trans-1,3-Dichloropropene	2.3 R	0.86	2.3	5.7	UG/KG
	OT29-SO-JO9B1-01-0001	SOIL	N	Trichloroethene	2.3 R	0.69	2.3	5.7	UG/KG
	OT29-SO-JO9B1-01-0001	SOIL	N	Trichlorofluoromethane	1.1 R	0.39	1.1	5.7	UG/KG
	OT29-SO-JO9B1-01-0001	SOIL	N	Vinyl chloride	1.1 R	0.41	1.1	5.7	UG/KG
	OT29-SO-JO9B1-01-1415	SOIL	N	1,1,1-Trichloroethane	0.98 R	0.35	0.98	4.9	UG/KG
	OT29-SO-JO9B1-01-1415	SOIL	N	1,1,2,2-Tetrachloroethane	2 UJ	0.67	2	4.9	UG/KG
	OT29-SO-JO9B1-01-1415	SOIL	N	1,1,2-Trichloro-1,2,2-trifluoroethane	0.98 R	0.82	0.98	9.8	UG/KG
	OT29-SO-JO9B1-01-1415	SOIL	N	1,1,2-Trichloroethane	0.98 R	0.43	0.98	4.9	UG/KG
	OT29-SO-JO9B1-01-1415	SOIL	N	1,1-Dichloroethane	0.98 R	0.28	0.98	4.9	UG/KG
	OT29-SO-JO9B1-01-1415	SOIL	N	1,1-Dichloroethene	0.98 R	0.26	0.98	4.9	UG/KG
	OT29-SO-JO9B1-01-1415	SOIL	N	1,2,3-Trichlorobenzene	2 UJ	0.74	2	4.9	UG/KG
	OT29-SO-JO9B1-01-1415	SOIL	N	1,2,3-Trichloropropane	2 UJ	0.75	2	4.9	UG/KG
	OT29-SO-JO9B1-01-1415	SOIL	N	1,2,4-Trichlorobenzene	2 UJ	0.74	2	4.9	UG/KG

Table 3. Summary of Analytical Results for Discrete Soil Samples for the Open Detonation Unit, Kirtland Air Force Base, December 2015

Method	Sample ID	Matrix	QA/QC Type	Analyte	Result*	DL	LOD	LOQ	Units
SW8260B									
	OT29-SO-JO9B1-01-1415	SOIL	N	1,2,4-Trimethylbenzene	2 UJ	0.5	2	4.9	UG/KG
	OT29-SO-JO9B1-01-1415	SOIL	N	1,2-Dibromo-3-Chloropropane	2 UJ	0.86	2	9.8	UG/KG
	OT29-SO-JO9B1-01-1415	SOIL	N	1,2-Dibromoethane (EDB)	0.98 UJ	0.27	0.98	9.8	UG/KG
	OT29-SO-JO9B1-01-1415	SOIL	N	1,2-Dichlorobenzene	2 UJ	0.63	2	4.9	UG/KG
	OT29-SO-JO9B1-01-1415	SOIL	N	1,2-Dichloroethane	2 R	0.72	2	4.9	UG/KG
	OT29-SO-JO9B1-01-1415	SOIL	N	1,2-Dichloropropane	2 R	0.59	2	4.9	UG/KG
	OT29-SO-JO9B1-01-1415	SOIL	N	1,3,5-Trimethylbenzene	0.98 UJ	0.34	0.98	4.9	UG/KG
	OT29-SO-JO9B1-01-1415	SOIL	N	1,3-Dichlorobenzene	0.98 UJ	0.29	0.98	4.9	UG/KG
	OT29-SO-JO9B1-01-1415	SOIL	N	1,4-Dichlorobenzene	2 UJ	0.77	2	4.9	UG/KG
	OT29-SO-JO9B1-01-1415	SOIL	N	1,4-Dioxane	74 UJ	38	74	250	UG/KG
	OT29-SO-JO9B1-01-1415	SOIL	N	2-Butanone (MEK)	4.9 UJ	1.4	4.9	9.8	UG/KG
	OT29-SO-JO9B1-01-1415	SOIL	N	2-Hexanone	2 UJ	0.73	2	9.8	UG/KG
	OT29-SO-JO9B1-01-1415	SOIL	N	4-Methyl-2-pentanone (MIBK)	2 UJ	0.9	2	9.8	UG/KG
	OT29-SO-JO9B1-01-1415	SOIL	N	Acetone	4.9 UJ	1.4	4.9	20	UG/KG
	OT29-SO-JO9B1-01-1415	SOIL	N	Benzene	0.98 R	0.26	0.98	4.9	UG/KG
	OT29-SO-JO9B1-01-1415	SOIL	N	Bromochloromethane	2 R	0.92	2	4.9	UG/KG
	OT29-SO-JO9B1-01-1415	SOIL	N	Bromodichloromethane	2 R	0.52	2	4.9	UG/KG
	OT29-SO-JO9B1-01-1415	SOIL	N	Bromoform	0.98 UJ	0.39	0.98	4.9	UG/KG
	OT29-SO-JO9B1-01-1415	SOIL	N	Bromomethane	2 R	0.84	2	4.9	UG/KG
	OT29-SO-JO9B1-01-1415	SOIL	N	Carbon disulfide	0.98 R	0.48	0.98	9.8	UG/KG
	OT29-SO-JO9B1-01-1415	SOIL	N	Carbon tetrachloride	2 R	0.52	2	4.9	UG/KG
	OT29-SO-JO9B1-01-1415	SOIL	N	Chlorobenzene	0.98 U	0.28	0.98	4.9	UG/KG
	OT29-SO-JO9B1-01-1415	SOIL	N	Chloroethane	0.98 R	0.44	0.98	4.9	UG/KG

Table 3. Summary of Analytical Results for Discrete Soil Samples for the Open Detonation Unit, Kirtland Air Force Base, December 2015

Method	Sample ID	Matrix	QA/QC Type	Analyte	Result*	DL	LOD	LOQ	Units
SW8260B									
	OT29-SO-JO9B1-01-1415	SOIL	N	Chloroform	0.98 R	0.26	0.98	4.9	UG/KG
	OT29-SO-JO9B1-01-1415	SOIL	N	Chloromethane	0.98 R	0.49	0.98	4.9	UG/KG
	OT29-SO-JO9B1-01-1415	SOIL	N	cis-1,2-Dichloroethene	2 R	0.87	2	4.9	UG/KG
	OT29-SO-JO9B1-01-1415	SOIL	N	cis-1,3-Dichloropropene	2 R	0.63	2	4.9	UG/KG
	OT29-SO-JO9B1-01-1415	SOIL	N	Cyclohexane	0.98 UN	0.98	0.98	9.8	UG/KG
	OT29-SO-JO9B1-01-1415	SOIL	N	Dibromochloromethane	0.98 UJ	0.26	0.98	4.9	UG/KG
	OT29-SO-JO9B1-01-1415	SOIL	N	Dichlorodifluoromethane	2 R	0.87	2	4.9	UG/KG
	OT29-SO-JO9B1-01-1415	SOIL	N	Ethylbenzene	0.98 UJ	0.33	0.98	4.9	UG/KG
	OT29-SO-JO9B1-01-1415	SOIL	N	Isopropylbenzene	2 UJ	0.51	2	4.9	UG/KG
	OT29-SO-JO9B1-01-1415	SOIL	N	Methyl Acetate	0.98 UN	0.98	0.98	9.8	UG/KG
	OT29-SO-JO9B1-01-1415	SOIL	N	Methyl cyclohexane	0.98 UN	0.98	0.98	9.8	UG/KG
	OT29-SO-JO9B1-01-1415	SOIL	N	Methyl tert-butyl ether	2 R	0.59	2	4.9	UG/KG
	OT29-SO-JO9B1-01-1415	SOIL	N	Methylene Chloride	2 R	0.83	2	4.9	UG/KG
	OT29-SO-JO9B1-01-1415	SOIL	N	m-Xylene & p-Xylene	2 UJ	0.8	2	4.9	UG/KG
	OT29-SO-JO9B1-01-1415	SOIL	N	Naphthalene	2 UJ	0.62	2	4.9	UG/KG
	OT29-SO-JO9B1-01-1415	SOIL	N	o-Xylene	0.98 UJ	0.32	0.98	4.9	UG/KG
	OT29-SO-JO9B1-01-1415	SOIL	N	Styrene	0.98 UJ	0.3	0.98	4.9	UG/KG
	OT29-SO-JO9B1-01-1415	SOIL	N	Tetrachloroethene	2 UJ	0.6	2	4.9	UG/KG
	OT29-SO-JO9B1-01-1415	SOIL	N	Toluene	0.67 J	0.6	2	4.9	UG/KG
	OT29-SO-JO9B1-01-1415	SOIL	N	trans-1,2-Dichloroethene	0.98 R	0.37	0.98	4.9	UG/KG
	OT29-SO-JO9B1-01-1415	SOIL	N	trans-1,3-Dichloropropene	2 R	0.74	2	4.9	UG/KG
	OT29-SO-JO9B1-01-1415	SOIL	N	Trichloroethene	2 R	0.59	2	4.9	UG/KG
	OT29-SO-JO9B1-01-1415	SOIL	N	Trichlorofluoromethane	0.98 R	0.33	0.98	4.9	UG/KG

Table 3. Summary of Analytical Results for Discrete Soil Samples for the Open Detonation Unit, Kirtland Air Force Base, December 2015

Method	Sample ID	Matrix	QA/QC Type	Analyte	Result*	DL	LOD	LOQ	Units
SW8260B									
	OT29-SO-JO9B1-01-1415	SOIL	N	Vinyl chloride	0.98 R	0.35	0.98	4.9	UG/KG
	OT29-SO-JO9B1-02-0001	SOIL	N	1,1,1-Trichloroethane	1.3 UJ	0.47	1.3	6.5	UG/KG
	OT29-SO-JO9B1-02-0001	SOIL	N	1,1,2,2-Tetrachloroethane	2.6 UJ	0.88	2.6	6.5	UG/KG
	OT29-SO-JO9B1-02-0001	SOIL	N	1,1,2-Trichloro-1,2,2-trifluoroethane	1.3 UJ	1.1	1.3	13	UG/KG
	OT29-SO-JO9B1-02-0001	SOIL	N	1,1,2-Trichloroethane	1.3 UJ	0.57	1.3	6.5	UG/KG
	OT29-SO-JO9B1-02-0001	SOIL	N	1,1-Dichloroethane	1.3 UJ	0.37	1.3	6.5	UG/KG
	OT29-SO-JO9B1-02-0001	SOIL	N	1,1-Dichloroethene	1.3 UJ	0.34	1.3	6.5	UG/KG
	OT29-SO-JO9B1-02-0001	SOIL	N	1,2,3-Trichlorobenzene	2.6 UJ	0.97	2.6	6.5	UG/KG
	OT29-SO-JO9B1-02-0001	SOIL	N	1,2,3-Trichloropropane	2.6 UJ	0.98	2.6	6.5	UG/KG
	OT29-SO-JO9B1-02-0001	SOIL	N	1,2,4-Trichlorobenzene	2.6 UJ	0.97	2.6	6.5	UG/KG
	OT29-SO-JO9B1-02-0001	SOIL	N	1,2,4-Trimethylbenzene	2.6 UJ	0.66	2.6	6.5	UG/KG
	OT29-SO-JO9B1-02-0001	SOIL	N	1,2-Dibromo-3-Chloropropane	2.6 UJ	1.1	2.6	13	UG/KG
	OT29-SO-JO9B1-02-0001	SOIL	N	1,2-Dibromoethane (EDB)	1.3 UJ	0.35	1.3	13	UG/KG
	OT29-SO-JO9B1-02-0001	SOIL	N	1,2-Dichlorobenzene	2.6 UJ	0.83	2.6	6.5	UG/KG
	OT29-SO-JO9B1-02-0001	SOIL	N	1,2-Dichloroethane	2.6 UJ	0.94	2.6	6.5	UG/KG
	OT29-SO-JO9B1-02-0001	SOIL	N	1,2-Dichloropropane	2.6 UJ	0.78	2.6	6.5	UG/KG
	OT29-SO-JO9B1-02-0001	SOIL	N	1,3,5-Trimethylbenzene	1.3 UJ	0.45	1.3	6.5	UG/KG
	OT29-SO-JO9B1-02-0001	SOIL	N	1,3-Dichlorobenzene	1.3 UJ	0.39	1.3	6.5	UG/KG
	OT29-SO-JO9B1-02-0001	SOIL	N	1,4-Dichlorobenzene	2.6 UJ	1	2.6	6.5	UG/KG
	OT29-SO-JO9B1-02-0001	SOIL	N	1,4-Dioxane	97 UJ	50	97	320	UG/KG
	OT29-SO-JO9B1-02-0001	SOIL	N	2-Butanone (MEK)	6.5 UJ	1.8	6.5	13	UG/KG
	OT29-SO-JO9B1-02-0001	SOIL	N	2-Hexanone	2.6 UJ	0.96	2.6	13	UG/KG
	OT29-SO-JO9B1-02-0001	SOIL	N	4-Methyl-2-pentanone (MIBK)	2.6 UJ	1.2	2.6	13	UG/KG

Table 3. Summary of Analytical Results for Discrete Soil Samples for the Open Detonation Unit, Kirtland Air Force Base, December 2015

Method	Sample ID	Matrix	QA/QC Type	Analyte	Result*	DL	LOD	LOQ	Units
SW8260B									
	OT29-SO-JO9B1-02-0001	SOIL	N	Acetone	14 U	1.8	6.5	26	UG/KG
	OT29-SO-JO9B1-02-0001	SOIL	N	Benzene	1.5 J	0.34	1.3	6.5	UG/KG
	OT29-SO-JO9B1-02-0001	SOIL	N	Bromochloromethane	2.6 UJ	1.2	2.6	6.5	UG/KG
	OT29-SO-JO9B1-02-0001	SOIL	N	Bromodichloromethane	2.6 UJ	0.68	2.6	6.5	UG/KG
	OT29-SO-JO9B1-02-0001	SOIL	N	Bromoform	1.3 UJ	0.52	1.3	6.5	UG/KG
	OT29-SO-JO9B1-02-0001	SOIL	N	Bromomethane	2.6 UJ	1.1	2.6	6.5	UG/KG
	OT29-SO-JO9B1-02-0001	SOIL	N	Carbon disulfide	1.3 UJ	0.63	1.3	13	UG/KG
	OT29-SO-JO9B1-02-0001	SOIL	N	Carbon tetrachloride	2.6 UJ	0.68	2.6	6.5	UG/KG
	OT29-SO-JO9B1-02-0001	SOIL	N	Chlorobenzene	1.3 UJ	0.37	1.3	6.5	UG/KG
	OT29-SO-JO9B1-02-0001	SOIL	N	Chloroethane	1.3 UJ	0.58	1.3	6.5	UG/KG
	OT29-SO-JO9B1-02-0001	SOIL	N	Chloroform	1.3 UJ	0.34	1.3	6.5	UG/KG
	OT29-SO-JO9B1-02-0001	SOIL	N	Chloromethane	1.3 UJ	0.65	1.3	6.5	UG/KG
	OT29-SO-JO9B1-02-0001	SOIL	N	cis-1,2-Dichloroethene	2.6 UJ	1.1	2.6	6.5	UG/KG
	OT29-SO-JO9B1-02-0001	SOIL	N	cis-1,3-Dichloropropene	2.6 UJ	0.83	2.6	6.5	UG/KG
	OT29-SO-JO9B1-02-0001	SOIL	N	Cyclohexane	1.3 UN	1.3	1.3	13	UG/KG
	OT29-SO-JO9B1-02-0001	SOIL	N	Dibromochloromethane	1.3 UJ	0.34	1.3	6.5	UG/KG
	OT29-SO-JO9B1-02-0001	SOIL	N	Dichlorodifluoromethane	2.6 UJ	1.1	2.6	6.5	UG/KG
	OT29-SO-JO9B1-02-0001	SOIL	N	Ethylbenzene	1.3 UJ	0.44	1.3	6.5	UG/KG
	OT29-SO-JO9B1-02-0001	SOIL	N	Isopropylbenzene	2.6 UJ	0.67	2.6	6.5	UG/KG
	OT29-SO-JO9B1-02-0001	SOIL	N	Methyl Acetate	1.3 UN	1.3	1.3	13	UG/KG
	OT29-SO-JO9B1-02-0001	SOIL	N	Methyl cyclohexane	1.3 UN	1.3	1.3	13	UG/KG
	OT29-SO-JO9B1-02-0001	SOIL	N	Methyl tert-butyl ether	2.6 UJ	0.78	2.6	6.5	UG/KG
	OT29-SO-JO9B1-02-0001	SOIL	N	Methylene Chloride	2.6 UJ	1.1	2.6	6.5	UG/KG

Table 3. Summary of Analytical Results for Discrete Soil Samples for the Open Detonation Unit, Kirtland Air Force Base, December 2015

Method	Sample ID	Matrix	QA/QC Type	Analyte	Result*	DL	LOD	LOQ	Units
SW8260B									
	OT29-SO-JO9B1-02-0001	SOIL	N	m-Xylene & p-Xylene	2.6 UJ	1	2.6	6.5	UG/KG
	OT29-SO-JO9B1-02-0001	SOIL	N	Naphthalene	2.6 UJ	0.81	2.6	6.5	UG/KG
	OT29-SO-JO9B1-02-0001	SOIL	N	o-Xylene	1.3 UJ	0.43	1.3	6.5	UG/KG
	OT29-SO-JO9B1-02-0001	SOIL	N	Styrene	1.3 UJ	0.4	1.3	6.5	UG/KG
	OT29-SO-JO9B1-02-0001	SOIL	N	Tetrachloroethene	2.6 UJ	0.79	2.6	6.5	UG/KG
	OT29-SO-JO9B1-02-0001	SOIL	N	Toluene	2.9 J	0.79	2.6	6.5	UG/KG
	OT29-SO-JO9B1-02-0001	SOIL	N	trans-1,2-Dichloroethene	1.3 UJ	0.49	1.3	6.5	UG/KG
	OT29-SO-JO9B1-02-0001	SOIL	N	trans-1,3-Dichloropropene	2.6 UJ	0.97	2.6	6.5	UG/KG
	OT29-SO-JO9B1-02-0001	SOIL	N	Trichloroethene	2.6 UJ	0.78	2.6	6.5	UG/KG
	OT29-SO-JO9B1-02-0001	SOIL	N	Trichlorofluoromethane	1.3 UJ	0.44	1.3	6.5	UG/KG
	OT29-SO-JO9B1-02-0001	SOIL	N	Vinyl chloride	1.3 UJ	0.47	1.3	6.5	UG/KG
	OT29-SO-JO9B1-02-1415	SOIL	N	1,1,1-Trichloroethane	0.95 UJ	0.34	0.95	4.7	UG/KG
	OT29-SO-JO9B1-02-1415	SOIL	N	1,1,2,2-Tetrachloroethane	1.9 UJ	0.64	1.9	4.7	UG/KG
	OT29-SO-JO9B1-02-1415	SOIL	N	1,1,2-Trichloro-1,2,2-trifluoroethane	0.95 UJ	0.78	0.95	9.5	UG/KG
	OT29-SO-JO9B1-02-1415	SOIL	N	1,1,2-Trichloroethane	0.95 UJ	0.42	0.95	4.7	UG/KG
	OT29-SO-JO9B1-02-1415	SOIL	N	1,1-Dichloroethane	0.95 UJ	0.27	0.95	4.7	UG/KG
	OT29-SO-JO9B1-02-1415	SOIL	N	1,1-Dichloroethene	0.95 UJ	0.25	0.95	4.7	UG/KG
	OT29-SO-JO9B1-02-1415	SOIL	N	1,2,3-Trichlorobenzene	1.9 UJ	0.71	1.9	4.7	UG/KG
	OT29-SO-JO9B1-02-1415	SOIL	N	1,2,3-Trichloropropane	1.9 UJ	0.72	1.9	4.7	UG/KG
	OT29-SO-JO9B1-02-1415	SOIL	N	1,2,4-Trichlorobenzene	1.9 UJ	0.71	1.9	4.7	UG/KG
	OT29-SO-JO9B1-02-1415	SOIL	N	1,2,4-Trimethylbenzene	1.9 UJ	0.48	1.9	4.7	UG/KG
	OT29-SO-JO9B1-02-1415	SOIL	N	1,2-Dibromo-3-Chloropropane	1.9 UJ	0.83	1.9	9.5	UG/KG
	OT29-SO-JO9B1-02-1415	SOIL	N	1,2-Dibromoethane (EDB)	0.95 UJ	0.26	0.95	9.5	UG/KG

Table 3. Summary of Analytical Results for Discrete Soil Samples for the Open Detonation Unit, Kirtland Air Force Base, December 2015

Method	Sample ID	Matrix	QA/QC Type	Analyte	Result*	DL	LOD	LOQ	Units
SW8260B									
	OT29-SO-JO9B1-02-1415	SOIL	N	1,2-Dichlorobenzene	1.9 UJ	0.6	1.9	4.7	UG/KG
	OT29-SO-JO9B1-02-1415	SOIL	N	1,2-Dichloroethane	1.9 UJ	0.69	1.9	4.7	UG/KG
	OT29-SO-JO9B1-02-1415	SOIL	N	1,2-Dichloropropane	1.9 UJ	0.57	1.9	4.7	UG/KG
	OT29-SO-JO9B1-02-1415	SOIL	N	1,3,5-Trimethylbenzene	0.95 UJ	0.33	0.95	4.7	UG/KG
	OT29-SO-JO9B1-02-1415	SOIL	N	1,3-Dichlorobenzene	0.95 UJ	0.28	0.95	4.7	UG/KG
	OT29-SO-JO9B1-02-1415	SOIL	N	1,4-Dichlorobenzene	1.9 UJ	0.74	1.9	4.7	UG/KG
	OT29-SO-JO9B1-02-1415	SOIL	N	1,4-Dioxane	71 UJ	37	71	240	UG/KG
	OT29-SO-JO9B1-02-1415	SOIL	N	2-Butanone (MEK)	4.7 UJ	1.3	4.7	9.5	UG/KG
	OT29-SO-JO9B1-02-1415	SOIL	N	2-Hexanone	1.9 UJ	0.7	1.9	9.5	UG/KG
	OT29-SO-JO9B1-02-1415	SOIL	N	4-Methyl-2-pentanone (MIBK)	1.9 UJ	0.87	1.9	9.5	UG/KG
	OT29-SO-JO9B1-02-1415	SOIL	N	Acetone	7.9 U	1.3	4.7	19	UG/KG
	OT29-SO-JO9B1-02-1415	SOIL	N	Benzene	0.95 UJ	0.25	0.95	4.7	UG/KG
	OT29-SO-JO9B1-02-1415	SOIL	N	Bromochloromethane	1.9 UJ	0.89	1.9	4.7	UG/KG
	OT29-SO-JO9B1-02-1415	SOIL	N	Bromodichloromethane	1.9 UJ	0.5	1.9	4.7	UG/KG
	OT29-SO-JO9B1-02-1415	SOIL	N	Bromoform	0.95 UJ	0.38	0.95	4.7	UG/KG
	OT29-SO-JO9B1-02-1415	SOIL	N	Bromomethane	1.9 UJ	0.81	1.9	4.7	UG/KG
	OT29-SO-JO9B1-02-1415	SOIL	N	Carbon disulfide	0.95 UJ	0.46	0.95	9.5	UG/KG
	OT29-SO-JO9B1-02-1415	SOIL	N	Carbon tetrachloride	1.9 UJ	0.5	1.9	4.7	UG/KG
	OT29-SO-JO9B1-02-1415	SOIL	N	Chlorobenzene	0.95 UJ	0.27	0.95	4.7	UG/KG
	OT29-SO-JO9B1-02-1415	SOIL	N	Chloroethane	0.95 UJ	0.43	0.95	4.7	UG/KG
	OT29-SO-JO9B1-02-1415	SOIL	N	Chloroform	0.95 UJ	0.25	0.95	4.7	UG/KG
	OT29-SO-JO9B1-02-1415	SOIL	N	Chloromethane	0.95 UJ	0.47	0.95	4.7	UG/KG
	OT29-SO-JO9B1-02-1415	SOIL	N	cis-1,2-Dichloroethene	1.9 UJ	0.84	1.9	4.7	UG/KG

Table 3. Summary of Analytical Results for Discrete Soil Samples for the Open Detonation Unit, Kirtland Air Force Base, December 2015

Method	Sample ID	Matrix	QA/QC Type	Analyte	Result*	DL	LOD	LOQ	Units
SW8260B									
	OT29-SO-JO9B1-02-1415	SOIL	N	cis-1,3-Dichloropropene	1.9 UJ	0.6	1.9	4.7	UG/KG
	OT29-SO-JO9B1-02-1415	SOIL	N	Cyclohexane	0.95 UN	0.95	0.95	9.5	UG/KG
	OT29-SO-JO9B1-02-1415	SOIL	N	Dibromochloromethane	0.95 UJ	0.25	0.95	4.7	UG/KG
	OT29-SO-JO9B1-02-1415	SOIL	N	Dichlorodifluoromethane	1.9 UJ	0.84	1.9	4.7	UG/KG
	OT29-SO-JO9B1-02-1415	SOIL	N	Ethylbenzene	0.95 UJ	0.32	0.95	4.7	UG/KG
	OT29-SO-JO9B1-02-1415	SOIL	N	Isopropylbenzene	1.9 UJ	0.49	1.9	4.7	UG/KG
	OT29-SO-JO9B1-02-1415	SOIL	N	Methyl Acetate	0.95 UN	0.95	0.95	9.5	UG/KG
	OT29-SO-JO9B1-02-1415	SOIL	N	Methyl cyclohexane	0.95 UN	0.95	0.95	9.5	UG/KG
	OT29-SO-JO9B1-02-1415	SOIL	N	Methyl tert-butyl ether	1.9 UJ	0.57	1.9	4.7	UG/KG
	OT29-SO-JO9B1-02-1415	SOIL	N	Methylene Chloride	1.9 UJ	0.79	1.9	4.7	UG/KG
	OT29-SO-JO9B1-02-1415	SOIL	N	m-Xylene & p-Xylene	1.9 UJ	0.77	1.9	4.7	UG/KG
	OT29-SO-JO9B1-02-1415	SOIL	N	Naphthalene	1.9 UJ	0.6	1.9	4.7	UG/KG
	OT29-SO-JO9B1-02-1415	SOIL	N	o-Xylene	0.95 UJ	0.31	0.95	4.7	UG/KG
	OT29-SO-JO9B1-02-1415	SOIL	N	Styrene	0.95 UJ	0.29	0.95	4.7	UG/KG
	OT29-SO-JO9B1-02-1415	SOIL	N	Tetrachloroethene	1.9 UJ	0.58	1.9	4.7	UG/KG
	OT29-SO-JO9B1-02-1415	SOIL	N	Toluene	1.6 J	0.58	1.9	4.7	UG/KG
	OT29-SO-JO9B1-02-1415	SOIL	N	trans-1,2-Dichloroethene	0.95 UJ	0.36	0.95	4.7	UG/KG
	OT29-SO-JO9B1-02-1415	SOIL	N	trans-1,3-Dichloropropene	1.9 UJ	0.71	1.9	4.7	UG/KG
	OT29-SO-JO9B1-02-1415	SOIL	N	Trichloroethene	1.9 UJ	0.57	1.9	4.7	UG/KG
	OT29-SO-JO9B1-02-1415	SOIL	N	Trichlorofluoromethane	0.95 UJ	0.32	0.95	4.7	UG/KG
	OT29-SO-JO9B1-02-1415	SOIL	N	Vinyl chloride	0.95 UJ	0.34	0.95	4.7	UG/KG
	OT29-SO-JO9B1-05-0001	SOIL	N	1,1,1-Trichloroethane	1.1 R	0.38	1.1	5.3	UG/KG
	OT29-SO-JO9B1-05-0001	SOIL	N	1,1,2,2-Tetrachloroethane	2.1 UJ	0.72	2.1	5.3	UG/KG

Table 3. Summary of Analytical Results for Discrete Soil Samples for the Open Detonation Unit, Kirtland Air Force Base, December 2015

Method	Sample ID	Matrix	QA/QC Type	Analyte	Result*	DL	LOD	LOQ	Units
SW8260B									
	OT29-SO-JO9B1-05-0001	SOIL	N	1,1,2-Trichloro-1,2,2-trifluoroethane	1.1 R	0.87	1.1	11	UG/KG
	OT29-SO-JO9B1-05-0001	SOIL	N	1,1,2-Trichloroethane	1.1 R	0.46	1.1	5.3	UG/KG
	OT29-SO-JO9B1-05-0001	SOIL	N	1,1-Dichloroethane	1.1 R	0.31	1.1	5.3	UG/KG
	OT29-SO-JO9B1-05-0001	SOIL	N	1,1-Dichloroethene	1.1 R	0.27	1.1	5.3	UG/KG
	OT29-SO-JO9B1-05-0001	SOIL	N	1,2,3-Trichlorobenzene	2.1 UJ	0.79	2.1	5.3	UG/KG
	OT29-SO-JO9B1-05-0001	SOIL	N	1,2,3-Trichloropropane	2.1 UJ	0.8	2.1	5.3	UG/KG
	OT29-SO-JO9B1-05-0001	SOIL	N	1,2,4-Trichlorobenzene	2.1 UJ	0.79	2.1	5.3	UG/KG
	OT29-SO-JO9B1-05-0001	SOIL	N	1,2,4-Trimethylbenzene	2.1 UJ	0.54	2.1	5.3	UG/KG
	OT29-SO-JO9B1-05-0001	SOIL	N	1,2-Dibromo-3-Chloropropane	2.1 UJ	0.93	2.1	11	UG/KG
	OT29-SO-JO9B1-05-0001	SOIL	N	1,2-Dibromoethane (EDB)	1.1 UJ	0.28	1.1	11	UG/KG
	OT29-SO-JO9B1-05-0001	SOIL	N	1,2-Dichlorobenzene	2.1 UJ	0.67	2.1	5.3	UG/KG
	OT29-SO-JO9B1-05-0001	SOIL	N	1,2-Dichloroethane	2.1 R	0.77	2.1	5.3	UG/KG
	OT29-SO-JO9B1-05-0001	SOIL	N	1,2-Dichloropropane	2.1 R	0.63	2.1	5.3	UG/KG
	OT29-SO-JO9B1-05-0001	SOIL	N	1,3,5-Trimethylbenzene	1.1 UJ	0.37	1.1	5.3	UG/KG
	OT29-SO-JO9B1-05-0001	SOIL	N	1,3-Dichlorobenzene	1.1 UJ	0.32	1.1	5.3	UG/KG
	OT29-SO-JO9B1-05-0001	SOIL	N	1,4-Dichlorobenzene	2.1 UJ	0.82	2.1	5.3	UG/KG
	OT29-SO-JO9B1-05-0001	SOIL	N	1,4-Dioxane	79 UJ	41	79	260	UG/KG
	OT29-SO-JO9B1-05-0001	SOIL	N	2-Butanone (MEK)	3 J	1.5	5.3	11	UG/KG
	OT29-SO-JO9B1-05-0001	SOIL	N	2-Hexanone	2.1 UJ	0.78	2.1	11	UG/KG
	OT29-SO-JO9B1-05-0001	SOIL	N	4-Methyl-2-pentanone (MIBK)	2.1 UJ	0.97	2.1	11	UG/KG
	OT29-SO-JO9B1-05-0001	SOIL	N	Acetone	5.3 UJ	1.5	5.3	21	UG/KG
	OT29-SO-JO9B1-05-0001	SOIL	N	Benzene	1.6 J	0.27	1.1	5.3	UG/KG
	OT29-SO-JO9B1-05-0001	SOIL	N	Bromochloromethane	2.1 R	0.99	2.1	5.3	UG/KG

Table 3. Summary of Analytical Results for Discrete Soil Samples for the Open Detonation Unit, Kirtland Air Force Base, December 2015

Method	Sample ID	Matrix	QA/QC Type	Analyte	Result*	DL	LOD	LOQ	Units
SW8260B									
	OT29-SO-JO9B1-05-0001	SOIL	N	Bromodichloromethane	2.1 R	0.56	2.1	5.3	UG/KG
	OT29-SO-JO9B1-05-0001	SOIL	N	Bromoform	1.1 UJ	0.42	1.1	5.3	UG/KG
	OT29-SO-JO9B1-05-0001	SOIL	N	Bromomethane	2.1 R	0.91	2.1	5.3	UG/KG
	OT29-SO-JO9B1-05-0001	SOIL	N	Carbon disulfide	1.1 R	0.52	1.1	11	UG/KG
	OT29-SO-JO9B1-05-0001	SOIL	N	Carbon tetrachloride	2.1 R	0.56	2.1	5.3	UG/KG
	OT29-SO-JO9B1-05-0001	SOIL	N	Chlorobenzene	1.1 U	0.31	1.1	5.3	UG/KG
	OT29-SO-JO9B1-05-0001	SOIL	N	Chloroethane	1.1 R	0.47	1.1	5.3	UG/KG
	OT29-SO-JO9B1-05-0001	SOIL	N	Chloroform	1.1 R	0.27	1.1	5.3	UG/KG
	OT29-SO-JO9B1-05-0001	SOIL	N	Chloromethane	1.1 R	0.53	1.1	5.3	UG/KG
	OT29-SO-JO9B1-05-0001	SOIL	N	cis-1,2-Dichloroethene	2.1 R	0.94	2.1	5.3	UG/KG
	OT29-SO-JO9B1-05-0001	SOIL	N	cis-1,3-Dichloropropene	2.1 R	0.67	2.1	5.3	UG/KG
	OT29-SO-JO9B1-05-0001	SOIL	N	Cyclohexane	1.1 UN	1.1	1.1	11	UG/KG
	OT29-SO-JO9B1-05-0001	SOIL	N	Dibromochloromethane	1.1 UJ	0.27	1.1	5.3	UG/KG
	OT29-SO-JO9B1-05-0001	SOIL	N	Dichlorodifluoromethane	2.1 R	0.94	2.1	5.3	UG/KG
	OT29-SO-JO9B1-05-0001	SOIL	N	Ethylbenzene	1.1 UJ	0.36	1.1	5.3	UG/KG
	OT29-SO-JO9B1-05-0001	SOIL	N	Isopropylbenzene	2.1 UJ	0.55	2.1	5.3	UG/KG
	OT29-SO-JO9B1-05-0001	SOIL	N	Methyl Acetate	1.1 UN	1.1	1.1	11	UG/KG
	OT29-SO-JO9B1-05-0001	SOIL	N	Methyl cyclohexane	1.1 UN	1.1	1.1	11	UG/KG
	OT29-SO-JO9B1-05-0001	SOIL	N	Methyl tert-butyl ether	2.1 R	0.63	2.1	5.3	UG/KG
	OT29-SO-JO9B1-05-0001	SOIL	N	Methylene Chloride	2.1 R	0.89	2.1	5.3	UG/KG
	OT29-SO-JO9B1-05-0001	SOIL	N	m-Xylene & p-Xylene	2.1 UJ	0.85	2.1	5.3	UG/KG
	OT29-SO-JO9B1-05-0001	SOIL	N	Naphthalene	2.1 UJ	0.66	2.1	5.3	UG/KG
	OT29-SO-JO9B1-05-0001	SOIL	N	o-Xylene	1.1 UJ	0.35	1.1	5.3	UG/KG

Table 3. Summary of Analytical Results for Discrete Soil Samples for the Open Detonation Unit, Kirtland Air Force Base, December 2015

Method	Sample ID	Matrix	QA/QC Type	Analyte	Result*	DL	LOD	LOQ	Units
SW8260B									
	OT29-SO-JO9B1-05-0001	SOIL	N	Styrene	1.1 UJ	0.33	1.1	5.3	UG/KG
	OT29-SO-JO9B1-05-0001	SOIL	N	Tetrachloroethene	2.1 UJ	0.64	2.1	5.3	UG/KG
	OT29-SO-JO9B1-05-0001	SOIL	N	Toluene	2.4 J	0.64	2.1	5.3	UG/KG
	OT29-SO-JO9B1-05-0001	SOIL	N	trans-1,2-Dichloroethene	1.1 R	0.4	1.1	5.3	UG/KG
	OT29-SO-JO9B1-05-0001	SOIL	N	trans-1,3-Dichloropropene	2.1 R	0.79	2.1	5.3	UG/KG
	OT29-SO-JO9B1-05-0001	SOIL	N	Trichloroethene	2.1 R	0.63	2.1	5.3	UG/KG
	OT29-SO-JO9B1-05-0001	SOIL	N	Trichlorofluoromethane	1.1 R	0.36	1.1	5.3	UG/KG
	OT29-SO-JO9B1-05-0001	SOIL	N	Vinyl chloride	1.1 R	0.38	1.1	5.3	UG/KG
	OT29-SO-JO9B1-05-1415	SOIL	N	1,1,1-Trichloroethane	1 UJ	0.37	1	5.1	UG/KG
	OT29-SO-JO9B1-05-1415	SOIL	N	1,1,2,2-Tetrachloroethane	2 UJ	0.7	2	5.1	UG/KG
	OT29-SO-JO9B1-05-1415	SOIL	N	1,1,2-Trichloro-1,2,2-trifluoroethane	1 UJ	0.85	1	10	UG/KG
	OT29-SO-JO9B1-05-1415	SOIL	N	1,1,2-Trichloroethane	1 UJ	0.45	1	5.1	UG/KG
	OT29-SO-JO9B1-05-1415	SOIL	N	1,1-Dichloroethane	1 UJ	0.3	1	5.1	UG/KG
	OT29-SO-JO9B1-05-1415	SOIL	N	1,1-Dichloroethene	1 UJ	0.27	1	5.1	UG/KG
	OT29-SO-JO9B1-05-1415	SOIL	N	1,2,3-Trichlorobenzene	2 UJ	0.77	2	5.1	UG/KG
	OT29-SO-JO9B1-05-1415	SOIL	N	1,2,3-Trichloropropane	2 UJ	0.78	2	5.1	UG/KG
	OT29-SO-JO9B1-05-1415	SOIL	N	1,2,4-Trichlorobenzene	2 UJ	0.77	2	5.1	UG/KG
	OT29-SO-JO9B1-05-1415	SOIL	N	1,2,4-Trimethylbenzene	2 UJ	0.52	2	5.1	UG/KG
	OT29-SO-JO9B1-05-1415	SOIL	N	1,2-Dibromo-3-Chloropropane	2 UJ	0.9	2	10	UG/KG
	OT29-SO-JO9B1-05-1415	SOIL	N	1,2-Dibromoethane (EDB)	1 UJ	0.28	1	10	UG/KG
	OT29-SO-JO9B1-05-1415	SOIL	N	1,2-Dichlorobenzene	2 UJ	0.65	2	5.1	UG/KG
	OT29-SO-JO9B1-05-1415	SOIL	N	1,2-Dichloroethane	2 UJ	0.75	2	5.1	UG/KG
	OT29-SO-JO9B1-05-1415	SOIL	N	1,2-Dichloropropane	2 UJ	0.61	2	5.1	UG/KG

Table 3. Summary of Analytical Results for Discrete Soil Samples for the Open Detonation Unit, Kirtland Air Force Base, December 2015

Method	Sample ID	Matrix	QA/QC Type	Analyte	Result*	DL	LOD	LOQ	Units
SW8260B									
	OT29-SO-JO9B1-05-1415	SOIL	N	1,3,5-Trimethylbenzene	1 UJ	0.36	1	5.1	UG/KG
	OT29-SO-JO9B1-05-1415	SOIL	N	1,3-Dichlorobenzene	1 UJ	0.31	1	5.1	UG/KG
	OT29-SO-JO9B1-05-1415	SOIL	N	1,4-Dichlorobenzene	2 UJ	0.8	2	5.1	UG/KG
	OT29-SO-JO9B1-05-1415	SOIL	N	1,4-Dioxane	77 U	40	77	260	UG/KG
	OT29-SO-JO9B1-05-1415	SOIL	N	2-Butanone (MEK)	5.1 UJ	1.4	5.1	10	UG/KG
	OT29-SO-JO9B1-05-1415	SOIL	N	2-Hexanone	2 UJ	0.76	2	10	UG/KG
	OT29-SO-JO9B1-05-1415	SOIL	N	4-Methyl-2-pentanone (MIBK)	2 UJ	0.94	2	10	UG/KG
	OT29-SO-JO9B1-05-1415	SOIL	N	Acetone	12 U	1.4	5.1	20	UG/KG
	OT29-SO-JO9B1-05-1415	SOIL	N	Benzene	0.79 J	0.27	1	5.1	UG/KG
	OT29-SO-JO9B1-05-1415	SOIL	N	Bromochloromethane	2 UJ	0.96	2	5.1	UG/KG
	OT29-SO-JO9B1-05-1415	SOIL	N	Bromodichloromethane	2 UJ	0.54	2	5.1	UG/KG
	OT29-SO-JO9B1-05-1415	SOIL	N	Bromoform	1 UJ	0.41	1	5.1	UG/KG
	OT29-SO-JO9B1-05-1415	SOIL	N	Bromomethane	2 UJ	0.88	2	5.1	UG/KG
	OT29-SO-JO9B1-05-1415	SOIL	N	Carbon disulfide	1 UJ	0.5	1	10	UG/KG
	OT29-SO-JO9B1-05-1415	SOIL	N	Carbon tetrachloride	2 UJ	0.54	2	5.1	UG/KG
	OT29-SO-JO9B1-05-1415	SOIL	N	Chlorobenzene	1 UJ	0.3	1	5.1	UG/KG
	OT29-SO-JO9B1-05-1415	SOIL	N	Chloroethane	1 UJ	0.46	1	5.1	UG/KG
	OT29-SO-JO9B1-05-1415	SOIL	N	Chloroform	1 UJ	0.27	1	5.1	UG/KG
	OT29-SO-JO9B1-05-1415	SOIL	N	Chloromethane	1 UJ	0.51	1	5.1	UG/KG
	OT29-SO-JO9B1-05-1415	SOIL	N	cis-1,2-Dichloroethene	2 UJ	0.91	2	5.1	UG/KG
	OT29-SO-JO9B1-05-1415	SOIL	N	cis-1,3-Dichloropropene	2 UJ	0.65	2	5.1	UG/KG
	OT29-SO-JO9B1-05-1415	SOIL	N	Cyclohexane	1 UN	1	1	10	UG/KG
	OT29-SO-JO9B1-05-1415	SOIL	N	Dibromochloromethane	1 UJ	0.27	1	5.1	UG/KG

Table 3. Summary of Analytical Results for Discrete Soil Samples for the Open Detonation Unit, Kirtland Air Force Base, December 2015

Method	Sample ID	Matrix	QA/QC Type	Analyte	Result*	DL	LOD	LOQ	Units
SW8260B									
	OT29-SO-JO9B1-05-1415	SOIL	N	Dichlorodifluoromethane	2 UJ	0.91	2	5.1	UG/KG
	OT29-SO-JO9B1-05-1415	SOIL	N	Ethylbenzene	1 UJ	0.35	1	5.1	UG/KG
	OT29-SO-JO9B1-05-1415	SOIL	N	Isopropylbenzene	2 UJ	0.53	2	5.1	UG/KG
	OT29-SO-JO9B1-05-1415	SOIL	N	Methyl Acetate	1 UN	1	1	10	UG/KG
	OT29-SO-JO9B1-05-1415	SOIL	N	Methyl cyclohexane	1 UN	1	1	10	UG/KG
	OT29-SO-JO9B1-05-1415	SOIL	N	Methyl tert-butyl ether	2 UJ	0.61	2	5.1	UG/KG
	OT29-SO-JO9B1-05-1415	SOIL	N	Methylene Chloride	2 UJ	0.86	2	5.1	UG/KG
	OT29-SO-JO9B1-05-1415	SOIL	N	m-Xylene & p-Xylene	2 UJ	0.83	2	5.1	UG/KG
	OT29-SO-JO9B1-05-1415	SOIL	N	Naphthalene	2 UJ	0.64	2	5.1	UG/KG
	OT29-SO-JO9B1-05-1415	SOIL	N	o-Xylene	1 UJ	0.34	1	5.1	UG/KG
	OT29-SO-JO9B1-05-1415	SOIL	N	Styrene	1 UJ	0.32	1	5.1	UG/KG
	OT29-SO-JO9B1-05-1415	SOIL	N	Tetrachloroethene	2 UJ	0.62	2	5.1	UG/KG
	OT29-SO-JO9B1-05-1415	SOIL	N	Toluene	1.6 J	0.62	2	5.1	UG/KG
	OT29-SO-JO9B1-05-1415	SOIL	N	trans-1,2-Dichloroethene	1 UJ	0.39	1	5.1	UG/KG
	OT29-SO-JO9B1-05-1415	SOIL	N	trans-1,3-Dichloropropene	2 UJ	0.77	2	5.1	UG/KG
	OT29-SO-JO9B1-05-1415	SOIL	N	Trichloroethene	2 UJ	0.61	2	5.1	UG/KG
	OT29-SO-JO9B1-05-1415	SOIL	N	Trichlorofluoromethane	1 UJ	0.35	1	5.1	UG/KG
	OT29-SO-JO9B1-05-1415	SOIL	N	Vinyl chloride	1 UJ	0.37	1	5.1	UG/KG
	OT29-SO-JO9B1-07-0001	SOIL	N	1,1,1-Trichloroethane	1 UJ	0.37	1	5.1	UG/KG
	OT29-SO-JO9B1-07-0001	SOIL	N	1,1,2,2-Tetrachloroethane	2 UJ	0.7	2	5.1	UG/KG
	OT29-SO-JO9B1-07-0001	SOIL	N	1,1,2-Trichloro-1,2,2-trifluoroethane	1 UJ	0.85	1	10	UG/KG
	OT29-SO-JO9B1-07-0001	SOIL	N	1,1,2-Trichloroethane	1 UJ	0.45	1	5.1	UG/KG
	OT29-SO-JO9B1-07-0001	SOIL	N	1,1-Dichloroethane	1 UJ	0.3	1	5.1	UG/KG

Table 3. Summary of Analytical Results for Discrete Soil Samples for the Open Detonation Unit, Kirtland Air Force Base, December 2015

Method	Sample ID	Matrix	QA/QC Type	Analyte	Result*	DL	LOD	LOQ	Units
SW8260B									
	OT29-SO-JO9B1-07-0001	SOIL	N	1,1-Dichloroethene	1 UJ	0.27	1	5.1	UG/KG
	OT29-SO-JO9B1-07-0001	SOIL	N	1,2,3-Trichlorobenzene	2 UJ	0.77	2	5.1	UG/KG
	OT29-SO-JO9B1-07-0001	SOIL	N	1,2,3-Trichloropropane	2 UJ	0.78	2	5.1	UG/KG
	OT29-SO-JO9B1-07-0001	SOIL	N	1,2,4-Trichlorobenzene	2 UJ	0.77	2	5.1	UG/KG
	OT29-SO-JO9B1-07-0001	SOIL	N	1,2,4-Trimethylbenzene	2 UJ	0.52	2	5.1	UG/KG
	OT29-SO-JO9B1-07-0001	SOIL	N	1,2-Dibromo-3-Chloropropane	2 UJ	0.9	2	10	UG/KG
	OT29-SO-JO9B1-07-0001	SOIL	N	1,2-Dibromoethane (EDB)	1 UJ	0.28	1	10	UG/KG
	OT29-SO-JO9B1-07-0001	SOIL	N	1,2-Dichlorobenzene	2 UJ	0.65	2	5.1	UG/KG
	OT29-SO-JO9B1-07-0001	SOIL	N	1,2-Dichloroethane	2 UJ	0.75	2	5.1	UG/KG
	OT29-SO-JO9B1-07-0001	SOIL	N	1,2-Dichloropropane	2 UJ	0.61	2	5.1	UG/KG
	OT29-SO-JO9B1-07-0001	SOIL	N	1,3,5-Trimethylbenzene	1 UJ	0.36	1	5.1	UG/KG
	OT29-SO-JO9B1-07-0001	SOIL	N	1,3-Dichlorobenzene	1 UJ	0.31	1	5.1	UG/KG
	OT29-SO-JO9B1-07-0001	SOIL	N	1,4-Dichlorobenzene	2 UJ	0.8	2	5.1	UG/KG
	OT29-SO-JO9B1-07-0001	SOIL	N	1,4-Dioxane	77 UJ	40	77	260	UG/KG
	OT29-SO-JO9B1-07-0001	SOIL	N	2-Butanone (MEK)	3.4 J	1.4	5.1	10	UG/KG
	OT29-SO-JO9B1-07-0001	SOIL	N	2-Hexanone	2 UJ	0.76	2	10	UG/KG
	OT29-SO-JO9B1-07-0001	SOIL	N	4-Methyl-2-pentanone (MIBK)	2 UJ	0.94	2	10	UG/KG
	OT29-SO-JO9B1-07-0001	SOIL	N	Acetone	5.1 UJ	1.4	5.1	20	UG/KG
	OT29-SO-JO9B1-07-0001	SOIL	N	Benzene	1.1 J	0.27	1	5.1	UG/KG
	OT29-SO-JO9B1-07-0001	SOIL	N	Bromochloromethane	2 UJ	0.96	2	5.1	UG/KG
	OT29-SO-JO9B1-07-0001	SOIL	N	Bromodichloromethane	2 UJ	0.54	2	5.1	UG/KG
	OT29-SO-JO9B1-07-0001	SOIL	N	Bromoform	1 UJ	0.41	1	5.1	UG/KG
	OT29-SO-JO9B1-07-0001	SOIL	N	Bromomethane	2 UJ	0.88	2	5.1	UG/KG

Table 3. Summary of Analytical Results for Discrete Soil Samples for the Open Detonation Unit, Kirtland Air Force Base, December 2015

Method	Sample ID	Matrix	QA/QC Type	Analyte	Result*	DL	LOD	LOQ	Units
SW8260B									
	OT29-SO-JO9B1-07-0001	SOIL	N	Carbon disulfide	1 UJ	0.5	1	10	UG/KG
	OT29-SO-JO9B1-07-0001	SOIL	N	Carbon tetrachloride	2 UJ	0.54	2	5.1	UG/KG
	OT29-SO-JO9B1-07-0001	SOIL	N	Chlorobenzene	1 UJ	0.3	1	5.1	UG/KG
	OT29-SO-JO9B1-07-0001	SOIL	N	Chloroethane	1 UJ	0.46	1	5.1	UG/KG
	OT29-SO-JO9B1-07-0001	SOIL	N	Chloroform	1 UJ	0.27	1	5.1	UG/KG
	OT29-SO-JO9B1-07-0001	SOIL	N	Chloromethane	1 UJ	0.51	1	5.1	UG/KG
	OT29-SO-JO9B1-07-0001	SOIL	N	cis-1,2-Dichloroethene	2 UJ	0.91	2	5.1	UG/KG
	OT29-SO-JO9B1-07-0001	SOIL	N	cis-1,3-Dichloropropene	2 UJ	0.65	2	5.1	UG/KG
	OT29-SO-JO9B1-07-0001	SOIL	N	Cyclohexane	1 UN	1	1	10	UG/KG
	OT29-SO-JO9B1-07-0001	SOIL	N	Dibromochloromethane	1 UJ	0.27	1	5.1	UG/KG
	OT29-SO-JO9B1-07-0001	SOIL	N	Dichlorodifluoromethane	2 UJ	0.91	2	5.1	UG/KG
	OT29-SO-JO9B1-07-0001	SOIL	N	Ethylbenzene	1 UJ	0.35	1	5.1	UG/KG
	OT29-SO-JO9B1-07-0001	SOIL	N	Isopropylbenzene	2 UJ	0.53	2	5.1	UG/KG
	OT29-SO-JO9B1-07-0001	SOIL	N	Methyl Acetate	1 UN	1	1	10	UG/KG
	OT29-SO-JO9B1-07-0001	SOIL	N	Methyl cyclohexane	1 UN	1	1	10	UG/KG
	OT29-SO-JO9B1-07-0001	SOIL	N	Methyl tert-butyl ether	2 UJ	0.61	2	5.1	UG/KG
	OT29-SO-JO9B1-07-0001	SOIL	N	Methylene Chloride	2 UJ	0.86	2	5.1	UG/KG
	OT29-SO-JO9B1-07-0001	SOIL	N	m-Xylene & p-Xylene	2 UJ	0.83	2	5.1	UG/KG
	OT29-SO-JO9B1-07-0001	SOIL	N	Naphthalene	2 UJ	0.64	2	5.1	UG/KG
	OT29-SO-JO9B1-07-0001	SOIL	N	o-Xylene	1 UJ	0.34	1	5.1	UG/KG
	OT29-SO-JO9B1-07-0001	SOIL	N	Styrene	1 UJ	0.32	1	5.1	UG/KG
	OT29-SO-JO9B1-07-0001	SOIL	N	Tetrachloroethene	2 UJ	0.62	2	5.1	UG/KG
	OT29-SO-JO9B1-07-0001	SOIL	N	Toluene	1.5 J	0.62	2	5.1	UG/KG

Table 3. Summary of Analytical Results for Discrete Soil Samples for the Open Detonation Unit, Kirtland Air Force Base, December 2015

Method	Sample ID	Matrix	QA/QC Type	Analyte	Result*	DL	LOD	LOQ	Units
SW8260B									
	OT29-SO-JO9B1-07-0001	SOIL	N	trans-1,2-Dichloroethene	1 UJ	0.39	1	5.1	UG/KG
	OT29-SO-JO9B1-07-0001	SOIL	N	trans-1,3-Dichloropropene	2 UJ	0.77	2	5.1	UG/KG
	OT29-SO-JO9B1-07-0001	SOIL	N	Trichloroethene	2 UJ	0.61	2	5.1	UG/KG
	OT29-SO-JO9B1-07-0001	SOIL	N	Trichlorofluoromethane	1 UJ	0.35	1	5.1	UG/KG
	OT29-SO-JO9B1-07-0001	SOIL	N	Vinyl chloride	1 UJ	0.37	1	5.1	UG/KG
	OT29-SO-JO9B1-07-1415	SOIL	N	1,1,1-Trichloroethane	1.1 UJ	0.38	1.1	5.3	UG/KG
	OT29-SO-JO9B1-07-1415	SOIL	N	1,1,2,2-Tetrachloroethane	2.1 UJ	0.72	2.1	5.3	UG/KG
	OT29-SO-JO9B1-07-1415	SOIL	N	1,1,2-Trichloro-1,2,2-trifluoroethane	1.1 UJ	0.87	1.1	11	UG/KG
	OT29-SO-JO9B1-07-1415	SOIL	N	1,1,2-Trichloroethane	1.1 UJ	0.46	1.1	5.3	UG/KG
	OT29-SO-JO9B1-07-1415	SOIL	N	1,1-Dichloroethane	1.1 UJ	0.31	1.1	5.3	UG/KG
	OT29-SO-JO9B1-07-1415	SOIL	N	1,1-Dichloroethene	1.1 UJ	0.27	1.1	5.3	UG/KG
	OT29-SO-JO9B1-07-1415	SOIL	N	1,2,3-Trichlorobenzene	2.1 U	0.79	2.1	5.3	UG/KG
	OT29-SO-JO9B1-07-1415	SOIL	N	1,2,3-Trichloropropane	2.1 U	0.8	2.1	5.3	UG/KG
	OT29-SO-JO9B1-07-1415	SOIL	N	1,2,4-Trichlorobenzene	2.1 U	0.79	2.1	5.3	UG/KG
	OT29-SO-JO9B1-07-1415	SOIL	N	1,2,4-Trimethylbenzene	2.1 U	0.54	2.1	5.3	UG/KG
	OT29-SO-JO9B1-07-1415	SOIL	N	1,2-Dibromo-3-Chloropropane	2.1 U	0.93	2.1	11	UG/KG
	OT29-SO-JO9B1-07-1415	SOIL	N	1,2-Dibromoethane (EDB)	1.1 UJ	0.28	1.1	11	UG/KG
	OT29-SO-JO9B1-07-1415	SOIL	N	1,2-Dichlorobenzene	2.1 U	0.67	2.1	5.3	UG/KG
	OT29-SO-JO9B1-07-1415	SOIL	N	1,2-Dichloroethane	2.1 UJ	0.77	2.1	5.3	UG/KG
	OT29-SO-JO9B1-07-1415	SOIL	N	1,2-Dichloropropane	2.1 UJ	0.63	2.1	5.3	UG/KG
	OT29-SO-JO9B1-07-1415	SOIL	N	1,3,5-Trimethylbenzene	1.1 U	0.37	1.1	5.3	UG/KG
	OT29-SO-JO9B1-07-1415	SOIL	N	1,3-Dichlorobenzene	1.1 U	0.32	1.1	5.3	UG/KG
	OT29-SO-JO9B1-07-1415	SOIL	N	1,4-Dichlorobenzene	2.1 U	0.82	2.1	5.3	UG/KG

Table 3. Summary of Analytical Results for Discrete Soil Samples for the Open Detonation Unit, Kirtland Air Force Base, December 2015

Method	Sample ID	Matrix	QA/QC Type	Analyte	Result*	DL	LOD	LOQ	Units
SW8260B									
	OT29-SO-JO9B1-07-1415	SOIL	N	1,4-Dioxane	79 U	41	79	260	UG/KG
	OT29-SO-JO9B1-07-1415	SOIL	N	2-Butanone (MEK)	2.6 J	1.5	5.3	11	UG/KG
	OT29-SO-JO9B1-07-1415	SOIL	N	2-Hexanone	2.1 U	0.78	2.1	11	UG/KG
	OT29-SO-JO9B1-07-1415	SOIL	N	4-Methyl-2-pentanone (MIBK)	2.1 U	0.97	2.1	11	UG/KG
	OT29-SO-JO9B1-07-1415	SOIL	N	Acetone	14 U	1.5	5.3	21	UG/KG
	OT29-SO-JO9B1-07-1415	SOIL	N	Benzene	1 J	0.27	1.1	5.3	UG/KG
	OT29-SO-JO9B1-07-1415	SOIL	N	Bromochloromethane	2.1 UJ	0.99	2.1	5.3	UG/KG
	OT29-SO-JO9B1-07-1415	SOIL	N	Bromodichloromethane	2.1 UJ	0.56	2.1	5.3	UG/KG
	OT29-SO-JO9B1-07-1415	SOIL	N	Bromoform	6.3 J	0.42	1.1	5.3	UG/KG
	OT29-SO-JO9B1-07-1415	SOIL	N	Bromomethane	2.1 UJ	0.9	2.1	5.3	UG/KG
	OT29-SO-JO9B1-07-1415	SOIL	N	Carbon disulfide	1.1 UJ	0.52	1.1	11	UG/KG
	OT29-SO-JO9B1-07-1415	SOIL	N	Carbon tetrachloride	2.1 UJ	0.56	2.1	5.3	UG/KG
	OT29-SO-JO9B1-07-1415	SOIL	N	Chlorobenzene	1.1 UJ	0.31	1.1	5.3	UG/KG
	OT29-SO-JO9B1-07-1415	SOIL	N	Chloroethane	1.1 UJ	0.47	1.1	5.3	UG/KG
	OT29-SO-JO9B1-07-1415	SOIL	N	Chloroform	1.1 UJ	0.27	1.1	5.3	UG/KG
	OT29-SO-JO9B1-07-1415	SOIL	N	Chloromethane	1.1 UJ	0.53	1.1	5.3	UG/KG
	OT29-SO-JO9B1-07-1415	SOIL	N	cis-1,2-Dichloroethene	2.1 UJ	0.94	2.1	5.3	UG/KG
	OT29-SO-JO9B1-07-1415	SOIL	N	cis-1,3-Dichloropropene	2.1 UJ	0.67	2.1	5.3	UG/KG
	OT29-SO-JO9B1-07-1415	SOIL	N	Cyclohexane	1.1 UN	1.1	1.1	11	UG/KG
	OT29-SO-JO9B1-07-1415	SOIL	N	Dibromochloromethane	0.93 J	0.27	1.1	5.3	UG/KG
	OT29-SO-JO9B1-07-1415	SOIL	N	Dichlorodifluoromethane	2.1 UJ	0.94	2.1	5.3	UG/KG
	OT29-SO-JO9B1-07-1415	SOIL	N	Ethylbenzene	1.1 UJ	0.36	1.1	5.3	UG/KG
	OT29-SO-JO9B1-07-1415	SOIL	N	Isopropylbenzene	2.1 UJ	0.55	2.1	5.3	UG/KG

Table 3. Summary of Analytical Results for Discrete Soil Samples for the Open Detonation Unit, Kirtland Air Force Base, December 2015

Method	Sample ID	Matrix	QA/QC Type	Analyte	Result*	DL	LOD	LOQ	Units
SW8260B									
	OT29-SO-JO9B1-07-1415	SOIL	N	Methyl Acetate	1.1 UN	1.1	1.1	11	UG/KG
	OT29-SO-JO9B1-07-1415	SOIL	N	Methyl cyclohexane	1.1 UN	1.1	1.1	11	UG/KG
	OT29-SO-JO9B1-07-1415	SOIL	N	Methyl tert-butyl ether	2.1 UJ	0.63	2.1	5.3	UG/KG
	OT29-SO-JO9B1-07-1415	SOIL	N	Methylene Chloride	2.1 UJ	0.88	2.1	5.3	UG/KG
	OT29-SO-JO9B1-07-1415	SOIL	N	m-Xylene & p-Xylene	2.1 UJ	0.85	2.1	5.3	UG/KG
	OT29-SO-JO9B1-07-1415	SOIL	N	Naphthalene	2.1 U	0.66	2.1	5.3	UG/KG
	OT29-SO-JO9B1-07-1415	SOIL	N	o-Xylene	1.1 UJ	0.35	1.1	5.3	UG/KG
	OT29-SO-JO9B1-07-1415	SOIL	N	Styrene	1.1 UJ	0.33	1.1	5.3	UG/KG
	OT29-SO-JO9B1-07-1415	SOIL	N	Tetrachloroethene	2.1 UJ	0.64	2.1	5.3	UG/KG
	OT29-SO-JO9B1-07-1415	SOIL	N	Toluene	2.1 UJ	0.64	2.1	5.3	UG/KG
	OT29-SO-JO9B1-07-1415	SOIL	N	trans-1,2-Dichloroethene	1.1 UJ	0.4	1.1	5.3	UG/KG
	OT29-SO-JO9B1-07-1415	SOIL	N	trans-1,3-Dichloropropene	2.1 UJ	0.79	2.1	5.3	UG/KG
	OT29-SO-JO9B1-07-1415	SOIL	N	Trichloroethene	2.1 UJ	0.63	2.1	5.3	UG/KG
	OT29-SO-JO9B1-07-1415	SOIL	N	Trichlorofluoromethane	1.1 UJ	0.36	1.1	5.3	UG/KG
	OT29-SO-JO9B1-07-1415	SOIL	N	Vinyl chloride	1.1 UJ	0.38	1.1	5.3	UG/KG
	OT29-SO-K09A2-01-0001	SOIL	N	1,1,1-Trichloroethane	1.2 UJ	0.43	1.2	5.9	UG/KG
	OT29-SO-K09A2-01-0001	SOIL	N	1,1,2,2-Tetrachloroethane	2.4 UJ	0.8	2.4	5.9	UG/KG
	OT29-SO-K09A2-01-0001	SOIL	N	1,1,2-Trichloro-1,2,2-trifluoroethane	1.2 UJ	0.98	1.2	12	UG/KG
	OT29-SO-K09A2-01-0001	SOIL	N	1,1,2-Trichloroethane	1.2 UJ	0.52	1.2	5.9	UG/KG
	OT29-SO-K09A2-01-0001	SOIL	N	1,1-Dichloroethane	1.2 UJ	0.34	1.2	5.9	UG/KG
	OT29-SO-K09A2-01-0001	SOIL	N	1,1-Dichloroethene	1.2 UJ	0.31	1.2	5.9	UG/KG
	OT29-SO-K09A2-01-0001	SOIL	N	1,2,3-Trichlorobenzene	2.4 UJ	0.89	2.4	5.9	UG/KG
	OT29-SO-K09A2-01-0001	SOIL	N	1,2,3-Trichloropropane	2.4 UJ	0.9	2.4	5.9	UG/KG

Table 3. Summary of Analytical Results for Discrete Soil Samples for the Open Detonation Unit, Kirtland Air Force Base, December 2015

Method	Sample ID	Matrix	QA/QC Type	Analyte	Result*	DL	LOD	LOQ	Units
SW8260B									
	OT29-SO-K09A2-01-0001	SOIL	N	1,2,4-Trichlorobenzene	2.4 UJ	0.89	2.4	5.9	UG/KG
	OT29-SO-K09A2-01-0001	SOIL	N	1,2,4-Trimethylbenzene	2.4 UJ	0.6	2.4	5.9	UG/KG
	OT29-SO-K09A2-01-0001	SOIL	N	1,2-Dibromo-3-Chloropropane	2.4 UJ	1	2.4	12	UG/KG
	OT29-SO-K09A2-01-0001	SOIL	N	1,2-Dibromoethane (EDB)	1.2 UJ	0.32	1.2	12	UG/KG
	OT29-SO-K09A2-01-0001	SOIL	N	1,2-Dichlorobenzene	2.4 UJ	0.76	2.4	5.9	UG/KG
	OT29-SO-K09A2-01-0001	SOIL	N	1,2-Dichloroethane	2.4 UJ	0.86	2.4	5.9	UG/KG
	OT29-SO-K09A2-01-0001	SOIL	N	1,2-Dichloropropane	2.4 UJ	0.71	2.4	5.9	UG/KG
	OT29-SO-K09A2-01-0001	SOIL	N	1,3,5-Trimethylbenzene	1.2 UJ	0.41	1.2	5.9	UG/KG
	OT29-SO-K09A2-01-0001	SOIL	N	1,3-Dichlorobenzene	1.2 UJ	0.36	1.2	5.9	UG/KG
	OT29-SO-K09A2-01-0001	SOIL	N	1,4-Dichlorobenzene	2.4 UJ	0.92	2.4	5.9	UG/KG
	OT29-SO-K09A2-01-0001	SOIL	N	1,4-Dioxane	89 U	46	89	300	UG/KG
	OT29-SO-K09A2-01-0001	SOIL	N	2-Butanone (MEK)	3.3 U	1.7	5.9	12	UG/KG
	OT29-SO-K09A2-01-0001	SOIL	N	2-Hexanone	2.4 U	0.88	2.4	12	UG/KG
	OT29-SO-K09A2-01-0001	SOIL	N	4-Methyl-2-pentanone (MIBK)	2.4 U	1.1	2.4	12	UG/KG
	OT29-SO-K09A2-01-0001	SOIL	N	Acetone	5.9 U	1.7	5.9	24	UG/KG
	OT29-SO-K09A2-01-0001	SOIL	N	Benzene	1.5 J	0.31	1.2	5.9	UG/KG
	OT29-SO-K09A2-01-0001	SOIL	N	Bromochloromethane	2.4 UJ	1.1	2.4	5.9	UG/KG
	OT29-SO-K09A2-01-0001	SOIL	N	Bromodichloromethane	2.4 UJ	0.63	2.4	5.9	UG/KG
	OT29-SO-K09A2-01-0001	SOIL	N	Bromoform	1.2 UJ	0.47	1.2	5.9	UG/KG
	OT29-SO-K09A2-01-0001	SOIL	N	Bromomethane	2.4 UJ	1	2.4	5.9	UG/KG
	OT29-SO-K09A2-01-0001	SOIL	N	Carbon disulfide	1.2 UJ	0.58	1.2	12	UG/KG
	OT29-SO-K09A2-01-0001	SOIL	N	Carbon tetrachloride	2.4 UJ	0.63	2.4	5.9	UG/KG
	OT29-SO-K09A2-01-0001	SOIL	N	Chlorobenzene	1.2 UJ	0.34	1.2	5.9	UG/KG

Table 3. Summary of Analytical Results for Discrete Soil Samples for the Open Detonation Unit, Kirtland Air Force Base, December 2015

Method	Sample ID	Matrix	QA/QC Type	Analyte	Result*	DL	LOD	LOQ	Units
SW8260B									
	OT29-SO-K09A2-01-0001	SOIL	N	Chloroethane	1.2 UJ	0.53	1.2	5.9	UG/KG
	OT29-SO-K09A2-01-0001	SOIL	N	Chloroform	1.2 UJ	0.31	1.2	5.9	UG/KG
	OT29-SO-K09A2-01-0001	SOIL	N	Chloromethane	1.2 UJ	0.59	1.2	5.9	UG/KG
	OT29-SO-K09A2-01-0001	SOIL	N	cis-1,2-Dichloroethene	2.4 UJ	1.1	2.4	5.9	UG/KG
	OT29-SO-K09A2-01-0001	SOIL	N	cis-1,3-Dichloropropene	2.4 UJ	0.76	2.4	5.9	UG/KG
	OT29-SO-K09A2-01-0001	SOIL	N	Cyclohexane	1.2 UN	1.2	1.2	12	UG/KG
	OT29-SO-K09A2-01-0001	SOIL	N	Dibromochloromethane	1.2 UJ	0.31	1.2	5.9	UG/KG
	OT29-SO-K09A2-01-0001	SOIL	N	Dichlorodifluoromethane	2.4 UJ	1.1	2.4	5.9	UG/KG
	OT29-SO-K09A2-01-0001	SOIL	N	Ethylbenzene	0.48 J	0.4	1.2	5.9	UG/KG
	OT29-SO-K09A2-01-0001	SOIL	N	Isopropylbenzene	2.4 UJ	0.62	2.4	5.9	UG/KG
	OT29-SO-K09A2-01-0001	SOIL	N	Methyl Acetate	1.2 UN	1.2	1.2	12	UG/KG
	OT29-SO-K09A2-01-0001	SOIL	N	Methyl cyclohexane	1.2 UN	1.2	1.2	12	UG/KG
	OT29-SO-K09A2-01-0001	SOIL	N	Methyl tert-butyl ether	2.4 UJ	0.71	2.4	5.9	UG/KG
	OT29-SO-K09A2-01-0001	SOIL	N	Methylene Chloride	2.4 UJ	0.99	2.4	5.9	UG/KG
	OT29-SO-K09A2-01-0001	SOIL	N	m-Xylene & p-Xylene	0.98 J	0.96	2.4	5.9	UG/KG
	OT29-SO-K09A2-01-0001	SOIL	N	Naphthalene	2.4 UJ	0.75	2.4	5.9	UG/KG
	OT29-SO-K09A2-01-0001	SOIL	N	o-Xylene	0.46 J	0.39	1.2	5.9	UG/KG
	OT29-SO-K09A2-01-0001	SOIL	N	Styrene	1.2 UJ	0.37	1.2	5.9	UG/KG
	OT29-SO-K09A2-01-0001	SOIL	N	Tetrachloroethene	2.4 UJ	0.72	2.4	5.9	UG/KG
	OT29-SO-K09A2-01-0001	SOIL	N	Toluene	2.3 J	0.72	2.4	5.9	UG/KG
	OT29-SO-K09A2-01-0001	SOIL	N	trans-1,2-Dichloroethene	1.2 UJ	0.45	1.2	5.9	UG/KG
	OT29-SO-K09A2-01-0001	SOIL	N	trans-1,3-Dichloropropene	2.4 UJ	0.89	2.4	5.9	UG/KG
	OT29-SO-K09A2-01-0001	SOIL	N	Trichloroethene	2.4 UJ	0.71	2.4	5.9	UG/KG

Table 3. Summary of Analytical Results for Discrete Soil Samples for the Open Detonation Unit, Kirtland Air Force Base, December 2015

Method	Sample ID	Matrix	QA/QC Type	Analyte	Result*	DL	LOD	LOQ	Units
SW8260B									
	OT29-SO-K09A2-01-0001	SOIL	N	Trichlorofluoromethane	1.2 UJ	0.4	1.2	5.9	UG/KG
	OT29-SO-K09A2-01-0001	SOIL	N	Vinyl chloride	1.2 UJ	0.43	1.2	5.9	UG/KG
	OT29-SO-K09A2-01-1415	SOIL	N	1,1,1-Trichloroethane	1.1 U	0.4	1.1	5.6	UG/KG
	OT29-SO-K09A2-01-1415	SOIL	N	1,1,2,2-Tetrachloroethane	2.2 U	0.76	2.2	5.6	UG/KG
	OT29-SO-K09A2-01-1415	SOIL	N	1,1,2-Trichloro-1,2,2-trifluoroethane	1.1 U	0.93	1.1	11	UG/KG
	OT29-SO-K09A2-01-1415	SOIL	N	1,1,2-Trichloroethane	1.1 U	0.49	1.1	5.6	UG/KG
	OT29-SO-K09A2-01-1415	SOIL	N	1,1-Dichloroethane	1.1 U	0.33	1.1	5.6	UG/KG
	OT29-SO-K09A2-01-1415	SOIL	N	1,1-Dichloroethene	1.1 U	0.29	1.1	5.6	UG/KG
	OT29-SO-K09A2-01-1415	SOIL	N	1,2,3-Trichlorobenzene	2.2 U	0.84	2.2	5.6	UG/KG
	OT29-SO-K09A2-01-1415	SOIL	N	1,2,3-Trichloropropane	2.2 U	0.85	2.2	5.6	UG/KG
	OT29-SO-K09A2-01-1415	SOIL	N	1,2,4-Trichlorobenzene	2.2 U	0.84	2.2	5.6	UG/KG
	OT29-SO-K09A2-01-1415	SOIL	N	1,2,4-Trimethylbenzene	2.2 U	0.57	2.2	5.6	UG/KG
	OT29-SO-K09A2-01-1415	SOIL	N	1,2-Dibromo-3-Chloropropane	2.2 U	0.99	2.2	11	UG/KG
	OT29-SO-K09A2-01-1415	SOIL	N	1,2-Dibromoethane (EDB)	1.1 U	0.3	1.1	11	UG/KG
	OT29-SO-K09A2-01-1415	SOIL	N	1,2-Dichlorobenzene	2.2 U	0.72	2.2	5.6	UG/KG
	OT29-SO-K09A2-01-1415	SOIL	N	1,2-Dichloroethane	2.2 U	0.82	2.2	5.6	UG/KG
	OT29-SO-K09A2-01-1415	SOIL	N	1,2-Dichloropropane	2.2 U	0.67	2.2	5.6	UG/KG
	OT29-SO-K09A2-01-1415	SOIL	N	1,3,5-Trimethylbenzene	1.1 U	0.39	1.1	5.6	UG/KG
	OT29-SO-K09A2-01-1415	SOIL	N	1,3-Dichlorobenzene	1.1 U	0.34	1.1	5.6	UG/KG
	OT29-SO-K09A2-01-1415	SOIL	N	1,4-Dichlorobenzene	2.2 U	0.88	2.2	5.6	UG/KG
	OT29-SO-K09A2-01-1415	SOIL	N	1,4-Dioxane	84 U	44	84	280	UG/KG
	OT29-SO-K09A2-01-1415	SOIL	N	2-Butanone (MEK)	5.6 U	1.6	5.6	11	UG/KG
	OT29-SO-K09A2-01-1415	SOIL	N	2-Hexanone	2.2 U	0.83	2.2	11	UG/KG

Table 3. Summary of Analytical Results for Discrete Soil Samples for the Open Detonation Unit, Kirtland Air Force Base, December 2015

Method	Sample ID	Matrix	QA/QC Type	Analyte	Result*	DL	LOD	LOQ	Units
SW8260B									
	OT29-SO-K09A2-01-1415	SOIL	N	4-Methyl-2-pentanone (MIBK)	2.2 U	1	2.2	11	UG/KG
	OT29-SO-K09A2-01-1415	SOIL	N	Acetone	6.8 U	1.6	5.6	22	UG/KG
	OT29-SO-K09A2-01-1415	SOIL	N	Benzene	0.57 J	0.29	1.1	5.6	UG/KG
	OT29-SO-K09A2-01-1415	SOIL	N	Bromochloromethane	2.2 U	1.1	2.2	5.6	UG/KG
	OT29-SO-K09A2-01-1415	SOIL	N	Bromodichloromethane	2.2 U	0.59	2.2	5.6	UG/KG
	OT29-SO-K09A2-01-1415	SOIL	N	Bromoform	1.1 U	0.45	1.1	5.6	UG/KG
	OT29-SO-K09A2-01-1415	SOIL	N	Bromomethane	2.2 U	0.97	2.2	5.6	UG/KG
	OT29-SO-K09A2-01-1415	SOIL	N	Carbon disulfide	1.1 U	0.55	1.1	11	UG/KG
	OT29-SO-K09A2-01-1415	SOIL	N	Carbon tetrachloride	2.2 U	0.59	2.2	5.6	UG/KG
	OT29-SO-K09A2-01-1415	SOIL	N	Chlorobenzene	1.1 U	0.33	1.1	5.6	UG/KG
	OT29-SO-K09A2-01-1415	SOIL	N	Chloroethane	1.1 U	0.51	1.1	5.6	UG/KG
	OT29-SO-K09A2-01-1415	SOIL	N	Chloroform	1.1 U	0.29	1.1	5.6	UG/KG
	OT29-SO-K09A2-01-1415	SOIL	N	Chloromethane	1.1 U	0.56	1.1	5.6	UG/KG
	OT29-SO-K09A2-01-1415	SOIL	N	cis-1,2-Dichloroethene	2.2 U	1	2.2	5.6	UG/KG
	OT29-SO-K09A2-01-1415	SOIL	N	cis-1,3-Dichloropropene	2.2 U	0.72	2.2	5.6	UG/KG
	OT29-SO-K09A2-01-1415	SOIL	N	Cyclohexane	1.1 UN	1.1	1.1	11	UG/KG
	OT29-SO-K09A2-01-1415	SOIL	N	Dibromochloromethane	1.1 U	0.29	1.1	5.6	UG/KG
	OT29-SO-K09A2-01-1415	SOIL	N	Dichlorodifluoromethane	2.2 U	1	2.2	5.6	UG/KG
	OT29-SO-K09A2-01-1415	SOIL	N	Ethylbenzene	1.1 U	0.38	1.1	5.6	UG/KG
	OT29-SO-K09A2-01-1415	SOIL	N	Isopropylbenzene	2.2 U	0.58	2.2	5.6	UG/KG
	OT29-SO-K09A2-01-1415	SOIL	N	Methyl Acetate	1.1 UN	1.1	1.1	11	UG/KG
	OT29-SO-K09A2-01-1415	SOIL	N	Methyl cyclohexane	1.1 UN	1.1	1.1	11	UG/KG
	OT29-SO-K09A2-01-1415	SOIL	N	Methyl tert-butyl ether	2.2 U	0.67	2.2	5.6	UG/KG

Table 3. Summary of Analytical Results for Discrete Soil Samples for the Open Detonation Unit, Kirtland Air Force Base, December 2015

Method	Sample ID	Matrix	QA/QC Type	Analyte	Result*	DL	LOD	LOQ	Units
SW8260B									
	OT29-SO-K09A2-01-1415	SOIL	N	Methylene Chloride	2.2 U	0.94	2.2	5.6	UG/KG
	OT29-SO-K09A2-01-1415	SOIL	N	m-Xylene & p-Xylene	2.2 U	0.91	2.2	5.6	UG/KG
	OT29-SO-K09A2-01-1415	SOIL	N	Naphthalene	2.2 U	0.71	2.2	5.6	UG/KG
	OT29-SO-K09A2-01-1415	SOIL	N	o-Xylene	1.1 U	0.37	1.1	5.6	UG/KG
	OT29-SO-K09A2-01-1415	SOIL	N	Styrene	1.1 U	0.35	1.1	5.6	UG/KG
	OT29-SO-K09A2-01-1415	SOIL	N	Tetrachloroethene	2.2 U	0.68	2.2	5.6	UG/KG
	OT29-SO-K09A2-01-1415	SOIL	N	Toluene	2.6 J	0.68	2.2	5.6	UG/KG
	OT29-SO-K09A2-01-1415	SOIL	N	trans-1,2-Dichloroethene	1.1 U	0.43	1.1	5.6	UG/KG
	OT29-SO-K09A2-01-1415	SOIL	N	trans-1,3-Dichloropropene	2.2 U	0.84	2.2	5.6	UG/KG
	OT29-SO-K09A2-01-1415	SOIL	N	Trichloroethene	2.2 U	0.67	2.2	5.6	UG/KG
	OT29-SO-K09A2-01-1415	SOIL	N	Trichlorofluoromethane	1.1 U	0.38	1.1	5.6	UG/KG
	OT29-SO-K09A2-01-1415	SOIL	N	Vinyl chloride	1.1 U	0.4	1.1	5.6	UG/KG
SW8270C									
	OT29-FD-H09B1-01-0001	SOIL	FD	1,2,4,5-Tetrachlorobenzene	37 U	17	37	110	UG/KG
	OT29-FD-H09B1-01-0001	SOIL	FD	2,4,5-Trichlorophenol	74 U	28	74	170	UG/KG
	OT29-FD-H09B1-01-0001	SOIL	FD	2,4,6-Trichlorophenol	37 U	9.8	37	170	UG/KG
	OT29-FD-H09B1-01-0001	SOIL	FD	2,4-Dichlorophenol	74 U	22	74	170	UG/KG
	OT29-FD-H09B1-01-0001	SOIL	FD	2,4-Dimethylphenol	74 U	22	74	170	UG/KG
	OT29-FD-H09B1-01-0001	SOIL	FD	2,4-Dinitrotoluene	74 U	19	74	220	UG/KG
	OT29-FD-H09B1-01-0001	SOIL	FD	2,6-Dichlorophenol	18 U	4.4	18	220	UG/KG
	OT29-FD-H09B1-01-0001	SOIL	FD	2,6-Dinitrotoluene	74 U	23	74	220	UG/KG
	OT29-FD-H09B1-01-0001	SOIL	FD	2-Chloronaphthalene	1.8 U	0.5	1.8	55	UG/KG
	OT29-FD-H09B1-01-0001	SOIL	FD	2-Chlorophenol	37 U	9.1	37	55	UG/KG
	OT29-FD-H09B1-01-0001	SOIL	FD	2-Methylnaphthalene	3.6 U	0.55	3.6	7.4	UG/KG

Table 3. Summary of Analytical Results for Discrete Soil Samples for the Open Detonation Unit, Kirtland Air Force Base, December 2015

Method	Sample ID	Matrix	QA/QC Type	Analyte	Result*	DL	LOD	LOQ	Units
SW8270C									
	OT29-FD-H09B1-01-0001	SOIL	FD	2-Methylphenol	74 U	12	74	220	UG/KG
	OT29-FD-H09B1-01-0001	SOIL	FD	2-Nitroaniline	37 U	10	37	220	UG/KG
	OT29-FD-H09B1-01-0001	SOIL	FD	2-Nitrophenol	37 U	9.2	37	55	UG/KG
	OT29-FD-H09B1-01-0001	SOIL	FD	3,3'-Dichlorobenzidine	74 U	20	74	110	UG/KG
	OT29-FD-H09B1-01-0001	SOIL	FD	3-Methylphenol & 4-Methylphenol	74 U	22	74	440	UG/KG
	OT29-FD-H09B1-01-0001	SOIL	FD	3-Nitroaniline	74 U	18	74	220	UG/KG
	OT29-FD-H09B1-01-0001	SOIL	FD	4,6-Dinitro-2-methylphenol	37 U	10	37	170	UG/KG
	OT29-FD-H09B1-01-0001	SOIL	FD	4-Bromophenyl phenyl ether	37 U	14	37	55	UG/KG
	OT29-FD-H09B1-01-0001	SOIL	FD	4-Chloro-3-methylphenol	74 U	23	74	170	UG/KG
	OT29-FD-H09B1-01-0001	SOIL	FD	4-Chloroaniline	74 U	19	74	170	UG/KG
	OT29-FD-H09B1-01-0001	SOIL	FD	4-Chlorophenyl phenyl ether	37 U	14	37	55	UG/KG
	OT29-FD-H09B1-01-0001	SOIL	FD	4-Nitroaniline	74 U	29	74	220	UG/KG
	OT29-FD-H09B1-01-0001	SOIL	FD	4-Nitrophenol	74 U	19	74	360	UG/KG
	OT29-FD-H09B1-01-0001	SOIL	FD	Acenaphthene	3.6 U	0.84	3.6	7.4	UG/KG
	OT29-FD-H09B1-01-0001	SOIL	FD	Acenaphthylene	1.8 U	0.39	1.8	7.4	UG/KG
	OT29-FD-H09B1-01-0001	SOIL	FD	Acetophenone	37 U	10	37	110	UG/KG
	OT29-FD-H09B1-01-0001	SOIL	FD	Anthracene	3.6 U	0.86	3.6	7.4	UG/KG
	OT29-FD-H09B1-01-0001	SOIL	FD	Atrazine	37 U	10	37	220	UG/KG
	OT29-FD-H09B1-01-0001	SOIL	FD	Azobenzene	74 U	22	74	360	UG/KG
	OT29-FD-H09B1-01-0001	SOIL	FD	Benzaldehyde	37 U	13	37	110	UG/KG
	OT29-FD-H09B1-01-0001	SOIL	FD	Benzo[a]anthracene	3.6 U	0.7	3.6	7.4	UG/KG
	OT29-FD-H09B1-01-0001	SOIL	FD	Benzo[a]pyrene	3.6 U	0.71	3.6	7.4	UG/KG
	OT29-FD-H09B1-01-0001	SOIL	FD	Benzo[b]fluoranthene	3.6 U	0.65	3.6	7.4	UG/KG

Table 3. Summary of Analytical Results for Discrete Soil Samples for the Open Detonation Unit, Kirtland Air Force Base, December 2015

Method	Sample ID	Matrix	QA/QC Type	Analyte	Result*	DL	LOD	LOQ	Units
SW8270C									
	OT29-FD-H09B1-01-0001	SOIL	FD	Benzo[g,h,i]perylene	1.8 U	0.39	1.8	7.4	UG/KG
	OT29-FD-H09B1-01-0001	SOIL	FD	Benzo[k]fluoranthene	3.6 U	0.75	3.6	7.4	UG/KG
	OT29-FD-H09B1-01-0001	SOIL	FD	Biphenyl	18 U	3.9	18	55	UG/KG
	OT29-FD-H09B1-01-0001	SOIL	FD	bis (2-chloroisopropyl) ether	37 U	11	37	110	UG/KG
	OT29-FD-H09B1-01-0001	SOIL	FD	Bis(2-chloroethoxy)methane	74 U	24	74	110	UG/KG
	OT29-FD-H09B1-01-0001	SOIL	FD	Bis(2-chloroethyl)ether	3.6 U	2.2	3.6	110	UG/KG
	OT29-FD-H09B1-01-0001	SOIL	FD	Bis(2-ethylhexyl) phthalate	37 U	21	37	77	UG/KG
	OT29-FD-H09B1-01-0001	SOIL	FD	Butyl benzyl phthalate	37 U	11	37	77	UG/KG
	OT29-FD-H09B1-01-0001	SOIL	FD	Caprolactam	74 U	41	74	360	UG/KG
	OT29-FD-H09B1-01-0001	SOIL	FD	Carbazole	37 U	30	37	55	UG/KG
	OT29-FD-H09B1-01-0001	SOIL	FD	Chrysene	3.6 U	1.2	3.6	7.4	UG/KG
	OT29-FD-H09B1-01-0001	SOIL	FD	Dibenz(a,h)anthracene	3.6 U	0.73	3.6	7.4	UG/KG
	OT29-FD-H09B1-01-0001	SOIL	FD	Dibenzofuran	3.6 U	0.73	3.6	55	UG/KG
	OT29-FD-H09B1-01-0001	SOIL	FD	Diethyl phthalate	37 U	18	37	77	UG/KG
	OT29-FD-H09B1-01-0001	SOIL	FD	Dimethyl phthalate	37 U	19	37	77	UG/KG
	OT29-FD-H09B1-01-0001	SOIL	FD	Di-n-butyl phthalate	37 U	17	37	77	UG/KG
	OT29-FD-H09B1-01-0001	SOIL	FD	Di-n-octyl phthalate	37 U	8.7	37	77	UG/KG
	OT29-FD-H09B1-01-0001	SOIL	FD	Fluoranthene	3.6 U	0.61	3.6	7.4	UG/KG
	OT29-FD-H09B1-01-0001	SOIL	FD	Fluorene	3.6 U	0.59	3.6	7.4	UG/KG
	OT29-FD-H09B1-01-0001	SOIL	FD	Hexachlorobenzene	3.6 U	2.3	3.6	7.4	UG/KG
	OT29-FD-H09B1-01-0001	SOIL	FD	Hexachlorobutadiene	37 U	6.2	37	55	UG/KG
	OT29-FD-H09B1-01-0001	SOIL	FD	Hexachlorocyclopentadiene	37 U	9	37	360	UG/KG
	OT29-FD-H09B1-01-0001	SOIL	FD	Hexachloroethane	37 U	9.9	37	55	UG/KG

Table 3. Summary of Analytical Results for Discrete Soil Samples for the Open Detonation Unit, Kirtland Air Force Base, December 2015

Method	Sample ID	Matrix	QA/QC Type	Analyte	Result*	DL	LOD	LOQ	Units
SW8270C									
	OT29-FD-H09B1-01-0001	SOIL	FD	Indeno[1,2,3-cd]pyrene	1.8 U	0.39	1.8	7.4	UG/KG
	OT29-FD-H09B1-01-0001	SOIL	FD	Isophorone	37 U	14	37	55	UG/KG
	OT29-FD-H09B1-01-0001	SOIL	FD	Naphthalene	3.6 U	0.91	3.6	7.4	UG/KG
	OT29-FD-H09B1-01-0001	SOIL	FD	Nitrobenzene	3.6 U	2.4	3.6	110	UG/KG
	OT29-FD-H09B1-01-0001	SOIL	FD	N-Nitrosodimethylamine	37 U	18	37	110	UG/KG
	OT29-FD-H09B1-01-0001	SOIL	FD	N-Nitrosodi-n-propylamine	37 U	7	37	55	UG/KG
	OT29-FD-H09B1-01-0001	SOIL	FD	N-Nitrosodiphenylamine	37 U	23	37	55	UG/KG
	OT29-FD-H09B1-01-0001	SOIL	FD	Pentachlorophenol	37 U	10	37	170	UG/KG
	OT29-FD-J09A1-05-0001	SOIL	FD	1,2,4,5-Tetrachlorobenzene	180 U	82	180	540	UG/KG
	OT29-FD-J09A1-05-0001	SOIL	FD	2,4,5-Trichlorophenol	360 U	140	360	820	UG/KG
	OT29-FD-J09A1-05-0001	SOIL	FD	2,4,6-Trichlorophenol	180 U	48	180	820	UG/KG
	OT29-FD-J09A1-05-0001	SOIL	FD	2,4-Dichlorophenol	360 U	110	360	820	UG/KG
	OT29-FD-J09A1-05-0001	SOIL	FD	2,4-Dimethylphenol	360 U	110	360	820	UG/KG
	OT29-FD-J09A1-05-0001	SOIL	FD	2,4-Dinitrotoluene	450 J	93	360	1100	UG/KG
	OT29-FD-J09A1-05-0001	SOIL	FD	2,6-Dichlorophenol	91 U	22	91	1100	UG/KG
	OT29-FD-J09A1-05-0001	SOIL	FD	2,6-Dinitrotoluene	360 U	110	360	1100	UG/KG
	OT29-FD-J09A1-05-0001	SOIL	FD	2-Chloronaphthalene	9.1 U	2.5	9.1	270	UG/KG
	OT29-FD-J09A1-05-0001	SOIL	FD	2-Chlorophenol	180 U	45	180	270	UG/KG
	OT29-FD-J09A1-05-0001	SOIL	FD	2-Methylnaphthalene	18 U	2.7	18	36	UG/KG
	OT29-FD-J09A1-05-0001	SOIL	FD	2-Methylphenol	360 U	60	360	1100	UG/KG
	OT29-FD-J09A1-05-0001	SOIL	FD	2-Nitroaniline	180 U	50	180	1100	UG/KG
	OT29-FD-J09A1-05-0001	SOIL	FD	2-Nitrophenol	180 U	45	180	270	UG/KG
	OT29-FD-J09A1-05-0001	SOIL	FD	3,3'-Dichlorobenzidine	360 U	98	360	540	UG/KG

Table 3. Summary of Analytical Results for Discrete Soil Samples for the Open Detonation Unit, Kirtland Air Force Base, December 2015

Method	Sample ID	Matrix	QA/QC Type	Analyte	Result*	DL	LOD	LOQ	Units
SW8270C									
	OT29-FD-J09A1-05-0001	SOIL	FD	3-Methylphenol & 4-Methylphenol	360 U	110	360	2200	UG/KG
	OT29-FD-J09A1-05-0001	SOIL	FD	3-Nitroaniline	360 U	87	360	1100	UG/KG
	OT29-FD-J09A1-05-0001	SOIL	FD	4,6-Dinitro-2-methylphenol	180 U	50	180	820	UG/KG
	OT29-FD-J09A1-05-0001	SOIL	FD	4-Bromophenyl phenyl ether	180 U	71	180	270	UG/KG
	OT29-FD-J09A1-05-0001	SOIL	FD	4-Chloro-3-methylphenol	360 U	110	360	820	UG/KG
	OT29-FD-J09A1-05-0001	SOIL	FD	4-Chloroaniline	360 U	93	360	820	UG/KG
	OT29-FD-J09A1-05-0001	SOIL	FD	4-Chlorophenyl phenyl ether	180 U	71	180	270	UG/KG
	OT29-FD-J09A1-05-0001	SOIL	FD	4-Nitroaniline	360 U	140	360	1100	UG/KG
	OT29-FD-J09A1-05-0001	SOIL	FD	4-Nitrophenol	360 U	93	360	1800	UG/KG
	OT29-FD-J09A1-05-0001	SOIL	FD	Acenaphthene	18 U	4.1	18	36	UG/KG
	OT29-FD-J09A1-05-0001	SOIL	FD	Acenaphthylene	9.1 U	1.9	9.1	36	UG/KG
	OT29-FD-J09A1-05-0001	SOIL	FD	Acetophenone	180 U	50	180	540	UG/KG
	OT29-FD-J09A1-05-0001	SOIL	FD	Anthracene	18 U	4.2	18	36	UG/KG
	OT29-FD-J09A1-05-0001	SOIL	FD	Atrazine	180 U	50	180	1100	UG/KG
	OT29-FD-J09A1-05-0001	SOIL	FD	Azobenzene	360 U	110	360	1800	UG/KG
	OT29-FD-J09A1-05-0001	SOIL	FD	Benzaldehyde	180 U	65	180	540	UG/KG
	OT29-FD-J09A1-05-0001	SOIL	FD	Benzo[a]anthracene	18 U	3.4	18	36	UG/KG
	OT29-FD-J09A1-05-0001	SOIL	FD	Benzo[a]pyrene	18 U	3.5	18	36	UG/KG
	OT29-FD-J09A1-05-0001	SOIL	FD	Benzo[b]fluoranthene	18 U	3.2	18	36	UG/KG
	OT29-FD-J09A1-05-0001	SOIL	FD	Benzo[g,h,i]perylene	9.1 U	1.9	9.1	36	UG/KG
	OT29-FD-J09A1-05-0001	SOIL	FD	Benzo[k]fluoranthene	18 U	3.7	18	36	UG/KG
	OT29-FD-J09A1-05-0001	SOIL	FD	Biphenyl	91 U	19	91	270	UG/KG
	OT29-FD-J09A1-05-0001	SOIL	FD	bis (2-chloroisopropyl) ether	180 U	52	180	540	UG/KG

Table 3. Summary of Analytical Results for Discrete Soil Samples for the Open Detonation Unit, Kirtland Air Force Base, December 2015

Method	Sample ID	Matrix	QA/QC Type	Analyte	Result*	DL	LOD	LOQ	Units
SW8270C									
	OT29-FD-J09A1-05-0001	SOIL	FD	Bis(2-chloroethoxy)methane	360 U	120	360	540	UG/KG
	OT29-FD-J09A1-05-0001	SOIL	FD	Bis(2-chloroethyl)ether	18 U	11	18	540	UG/KG
	OT29-FD-J09A1-05-0001	SOIL	FD	Bis(2-ethylhexyl) phthalate	1200 J	100	180	380	UG/KG
	OT29-FD-J09A1-05-0001	SOIL	FD	Butyl benzyl phthalate	180 U	54	180	380	UG/KG
	OT29-FD-J09A1-05-0001	SOIL	FD	Caprolactam	360 U	200	360	1800	UG/KG
	OT29-FD-J09A1-05-0001	SOIL	FD	Carbazole	180 U	150	180	270	UG/KG
	OT29-FD-J09A1-05-0001	SOIL	FD	Chrysene	18 U	6	18	36	UG/KG
	OT29-FD-J09A1-05-0001	SOIL	FD	Dibenz(a,h)anthracene	18 U	3.6	18	36	UG/KG
	OT29-FD-J09A1-05-0001	SOIL	FD	Dibenzofuran	18 U	3.6	18	270	UG/KG
	OT29-FD-J09A1-05-0001	SOIL	FD	Diethyl phthalate	180 U	87	180	380	UG/KG
	OT29-FD-J09A1-05-0001	SOIL	FD	Dimethyl phthalate	180 U	93	180	380	UG/KG
	OT29-FD-J09A1-05-0001	SOIL	FD	Di-n-butyl phthalate	8000 J	82	180	380	UG/KG
	OT29-FD-J09A1-05-0001	SOIL	FD	Di-n-octyl phthalate	180 U	43	180	380	UG/KG
	OT29-FD-J09A1-05-0001	SOIL	FD	Fluoranthene	18 U	3	18	36	UG/KG
	OT29-FD-J09A1-05-0001	SOIL	FD	Fluorene	18 U	2.9	18	36	UG/KG
	OT29-FD-J09A1-05-0001	SOIL	FD	Hexachlorobenzene	18 U	11	18	36	UG/KG
	OT29-FD-J09A1-05-0001	SOIL	FD	Hexachlorobutadiene	180 U	31	180	270	UG/KG
	OT29-FD-J09A1-05-0001	SOIL	FD	Hexachlorocyclopentadiene	180 U	44	180	1800	UG/KG
	OT29-FD-J09A1-05-0001	SOIL	FD	Hexachloroethane	180 U	49	180	270	UG/KG
	OT29-FD-J09A1-05-0001	SOIL	FD	Indeno[1,2,3-cd]pyrene	9.1 U	1.9	9.1	36	UG/KG
	OT29-FD-J09A1-05-0001	SOIL	FD	Isophorone	180 U	71	180	270	UG/KG
	OT29-FD-J09A1-05-0001	SOIL	FD	Naphthalene	18 U	4.5	18	36	UG/KG
	OT29-FD-J09A1-05-0001	SOIL	FD	Nitrobenzene	18 U	12	18	540	UG/KG

Table 3. Summary of Analytical Results for Discrete Soil Samples for the Open Detonation Unit, Kirtland Air Force Base, December 2015

Method	Sample ID	Matrix	QA/QC Type	Analyte	Result*	DL	LOD	LOQ	Units
SW8270C									
	OT29-FD-J09A1-05-0001	SOIL	FD	N-Nitrosodimethylamine	180 U	87	180	540	UG/KG
	OT29-FD-J09A1-05-0001	SOIL	FD	N-Nitrosodi-n-propylamine	180 U	34	180	270	UG/KG
	OT29-FD-J09A1-05-0001	SOIL	FD	N-Nitrosodiphenylamine	3600 J	110	180	270	UG/KG
	OT29-FD-J09A1-05-0001	SOIL	FD	Pentachlorophenol	180 U	50	180	820	UG/KG
	OT29-FD-J09B2-04-0001	SOIL	FD	1,2,4,5-Tetrachlorobenzene	36 U	16	36	110	UG/KG
	OT29-FD-J09B2-04-0001	SOIL	FD	2,4,5-Trichlorophenol	72 U	27	72	160	UG/KG
	OT29-FD-J09B2-04-0001	SOIL	FD	2,4,6-Trichlorophenol	36 U	9.6	36	160	UG/KG
	OT29-FD-J09B2-04-0001	SOIL	FD	2,4-Dichlorophenol	72 U	22	72	160	UG/KG
	OT29-FD-J09B2-04-0001	SOIL	FD	2,4-Dimethylphenol	72 U	22	72	160	UG/KG
	OT29-FD-J09B2-04-0001	SOIL	FD	2,4-Dinitrotoluene	7100 J	92	360	1100	UG/KG
	OT29-FD-J09B2-04-0001	SOIL	FD	2,6-Dichlorophenol	18 U	4.3	18	220	UG/KG
	OT29-FD-J09B2-04-0001	SOIL	FD	2,6-Dinitrotoluene	380 J	23	72	220	UG/KG
	OT29-FD-J09B2-04-0001	SOIL	FD	2-Chloronaphthalene	1.8 U	0.48	1.8	54	UG/KG
	OT29-FD-J09B2-04-0001	SOIL	FD	2-Chlorophenol	36 U	8.8	36	54	UG/KG
	OT29-FD-J09B2-04-0001	SOIL	FD	2-Methylnaphthalene	3.6 U	0.54	3.6	7.2	UG/KG
	OT29-FD-J09B2-04-0001	SOIL	FD	2-Methylphenol	72 U	12	72	220	UG/KG
	OT29-FD-J09B2-04-0001	SOIL	FD	2-Nitroaniline	36 U	9.8	36	220	UG/KG
	OT29-FD-J09B2-04-0001	SOIL	FD	2-Nitrophenol	36 U	8.9	36	54	UG/KG
	OT29-FD-J09B2-04-0001	SOIL	FD	3,3'-Dichlorobenzidine	72 U	19	72	110	UG/KG
	OT29-FD-J09B2-04-0001	SOIL	FD	3-Methylphenol & 4-Methylphenol	72 U	22	72	430	UG/KG
	OT29-FD-J09B2-04-0001	SOIL	FD	3-Nitroaniline	72 U	17	72	220	UG/KG
	OT29-FD-J09B2-04-0001	SOIL	FD	4,6-Dinitro-2-methylphenol	36 U	9.9	36	160	UG/KG
	OT29-FD-J09B2-04-0001	SOIL	FD	4-Bromophenyl phenyl ether	36 U	14	36	54	UG/KG

Table 3. Summary of Analytical Results for Discrete Soil Samples for the Open Detonation Unit, Kirtland Air Force Base, December 2015

Method	Sample ID	Matrix	QA/QC Type	Analyte	Result*	DL	LOD	LOQ	Units
SW8270C									
	OT29-FD-J09B2-04-0001	SOIL	FD	4-Chloro-3-methylphenol	72 U	23	72	160	UG/KG
	OT29-FD-J09B2-04-0001	SOIL	FD	4-Chloroaniline	72 U	18	72	160	UG/KG
	OT29-FD-J09B2-04-0001	SOIL	FD	4-Chlorophenyl phenyl ether	36 U	14	36	54	UG/KG
	OT29-FD-J09B2-04-0001	SOIL	FD	4-Nitroaniline	72 U	28	72	220	UG/KG
	OT29-FD-J09B2-04-0001	SOIL	FD	4-Nitrophenol	72 U	18	72	360	UG/KG
	OT29-FD-J09B2-04-0001	SOIL	FD	Acenaphthene	3.6 U	0.82	3.6	7.2	UG/KG
	OT29-FD-J09B2-04-0001	SOIL	FD	Acenaphthylene	1.8 U	0.38	1.8	7.2	UG/KG
	OT29-FD-J09B2-04-0001	SOIL	FD	Acetophenone	36 U	9.9	36	110	UG/KG
	OT29-FD-J09B2-04-0001	SOIL	FD	Anthracene	3.6 U	0.84	3.6	7.2	UG/KG
	OT29-FD-J09B2-04-0001	SOIL	FD	Atrazine	36 U	9.8	36	220	UG/KG
	OT29-FD-J09B2-04-0001	SOIL	FD	Azobenzene	72 U	22	72	360	UG/KG
	OT29-FD-J09B2-04-0001	SOIL	FD	Benzaldehyde	36 U	13	36	110	UG/KG
	OT29-FD-J09B2-04-0001	SOIL	FD	Benzo[a]anthracene	3.6 U	0.68	3.6	7.2	UG/KG
	OT29-FD-J09B2-04-0001	SOIL	FD	Benzo[a]pyrene	3.6 U	0.69	3.6	7.2	UG/KG
	OT29-FD-J09B2-04-0001	SOIL	FD	Benzo[b]fluoranthene	3.6 U	0.64	3.6	7.2	UG/KG
	OT29-FD-J09B2-04-0001	SOIL	FD	Benzo[g,h,i]perylene	1.8 U	0.38	1.8	7.2	UG/KG
	OT29-FD-J09B2-04-0001	SOIL	FD	Benzo[k]fluoranthene	3.6 U	0.73	3.6	7.2	UG/KG
	OT29-FD-J09B2-04-0001	SOIL	FD	Biphenyl	18 U	3.8	18	54	UG/KG
	OT29-FD-J09B2-04-0001	SOIL	FD	bis (2-chloroisopropyl) ether	36 U	10	36	110	UG/KG
	OT29-FD-J09B2-04-0001	SOIL	FD	Bis(2-chloroethoxy)methane	72 U	24	72	110	UG/KG
	OT29-FD-J09B2-04-0001	SOIL	FD	Bis(2-chloroethyl)ether	3.6 U	2.2	3.6	110	UG/KG
	OT29-FD-J09B2-04-0001	SOIL	FD	Bis(2-ethylhexyl) phthalate	42 U	20	36	75	UG/KG
	OT29-FD-J09B2-04-0001	SOIL	FD	Butyl benzyl phthalate	36 U	11	36	75	UG/KG

Table 3. Summary of Analytical Results for Discrete Soil Samples for the Open Detonation Unit, Kirtland Air Force Base, December 2015

Method	Sample ID	Matrix	QA/QC Type	Analyte	Result*	DL	LOD	LOQ	Units
SW8270C									
	OT29-FD-J09B2-04-0001	SOIL	FD	Caprolactam	72 U	40	72	360	UG/KG
	OT29-FD-J09B2-04-0001	SOIL	FD	Carbazole	36 U	29	36	54	UG/KG
	OT29-FD-J09B2-04-0001	SOIL	FD	Chrysene	3.6 U	1.2	3.6	7.2	UG/KG
	OT29-FD-J09B2-04-0001	SOIL	FD	Dibenz(a,h)anthracene	3.6 U	0.71	3.6	7.2	UG/KG
	OT29-FD-J09B2-04-0001	SOIL	FD	Dibenzofuran	3.6 U	0.71	3.6	54	UG/KG
	OT29-FD-J09B2-04-0001	SOIL	FD	Diethyl phthalate	36 U	17	36	75	UG/KG
	OT29-FD-J09B2-04-0001	SOIL	FD	Dimethyl phthalate	36 U	18	36	75	UG/KG
	OT29-FD-J09B2-04-0001	SOIL	FD	Di-n-butyl phthalate	3600 J	81	180	380	UG/KG
	OT29-FD-J09B2-04-0001	SOIL	FD	Di-n-octyl phthalate	36 U	8.5	36	75	UG/KG
	OT29-FD-J09B2-04-0001	SOIL	FD	Fluoranthene	3.6 U	0.59	3.6	7.2	UG/KG
	OT29-FD-J09B2-04-0001	SOIL	FD	Fluorene	3.6 U	0.57	3.6	7.2	UG/KG
	OT29-FD-J09B2-04-0001	SOIL	FD	Hexachlorobenzene	3.6 U	2.3	3.6	7.2	UG/KG
	OT29-FD-J09B2-04-0001	SOIL	FD	Hexachlorobutadiene	36 U	6	36	54	UG/KG
	OT29-FD-J09B2-04-0001	SOIL	FD	Hexachlorocyclopentadiene	36 U	8.7	36	360	UG/KG
	OT29-FD-J09B2-04-0001	SOIL	FD	Hexachloroethane	36 U	9.7	36	54	UG/KG
	OT29-FD-J09B2-04-0001	SOIL	FD	Indeno[1,2,3-cd]pyrene	1.8 U	0.38	1.8	7.2	UG/KG
	OT29-FD-J09B2-04-0001	SOIL	FD	Isophorone	36 U	14	36	54	UG/KG
	OT29-FD-J09B2-04-0001	SOIL	FD	Naphthalene	3.6 U	0.88	3.6	7.2	UG/KG
	OT29-FD-J09B2-04-0001	SOIL	FD	Nitrobenzene	3.6 U	2.4	3.6	110	UG/KG
	OT29-FD-J09B2-04-0001	SOIL	FD	N-Nitrosodimethylamine	36 U	17	36	110	UG/KG
	OT29-FD-J09B2-04-0001	SOIL	FD	N-Nitrosodi-n-propylamine	36 U	6.8	36	54	UG/KG
	OT29-FD-J09B2-04-0001	SOIL	FD	N-Nitrosodiphenylamine	400	23	36	54	UG/KG
	OT29-FD-J09B2-04-0001	SOIL	FD	Pentachlorophenol	36 U	9.8	36	160	UG/KG

Table 3. Summary of Analytical Results for Discrete Soil Samples for the Open Detonation Unit, Kirtland Air Force Base, December 2015

Method	Sample ID	Matrix	QA/QC Type	Analyte	Result*	DL	LOD	LOQ	Units
SW8270C									
	OT29-FD-JO9B1-01-0001	SOIL	FD	1,2,4,5-Tetrachlorobenzene	36 U	16	36	110	UG/KG
	OT29-FD-JO9B1-01-0001	SOIL	FD	2,4,5-Trichlorophenol	72 U	27	72	160	UG/KG
	OT29-FD-JO9B1-01-0001	SOIL	FD	2,4,6-Trichlorophenol	36 U	9.6	36	160	UG/KG
	OT29-FD-JO9B1-01-0001	SOIL	FD	2,4-Dichlorophenol	72 U	22	72	160	UG/KG
	OT29-FD-JO9B1-01-0001	SOIL	FD	2,4-Dimethylphenol	72 U	22	72	160	UG/KG
	OT29-FD-JO9B1-01-0001	SOIL	FD	2,4-Dinitrotoluene	72 U	18	72	220	UG/KG
	OT29-FD-JO9B1-01-0001	SOIL	FD	2,6-Dichlorophenol	18 U	4.3	18	220	UG/KG
	OT29-FD-JO9B1-01-0001	SOIL	FD	2,6-Dinitrotoluene	72 U	23	72	220	UG/KG
	OT29-FD-JO9B1-01-0001	SOIL	FD	2-Chloronaphthalene	1.8 U	0.49	1.8	54	UG/KG
	OT29-FD-JO9B1-01-0001	SOIL	FD	2-Chlorophenol	36 U	8.9	36	54	UG/KG
	OT29-FD-JO9B1-01-0001	SOIL	FD	2-Methylnaphthalene	3.6 U	0.54	3.6	7.2	UG/KG
	OT29-FD-JO9B1-01-0001	SOIL	FD	2-Methylphenol	72 U	12	72	220	UG/KG
	OT29-FD-JO9B1-01-0001	SOIL	FD	2-Nitroaniline	36 U	9.8	36	220	UG/KG
	OT29-FD-JO9B1-01-0001	SOIL	FD	2-Nitrophenol	36 U	9	36	54	UG/KG
	OT29-FD-JO9B1-01-0001	SOIL	FD	3,3'-Dichlorobenzidine	72 U	19	72	110	UG/KG
	OT29-FD-JO9B1-01-0001	SOIL	FD	3-Methylphenol & 4-Methylphenol	72 U	22	72	430	UG/KG
	OT29-FD-JO9B1-01-0001	SOIL	FD	3-Nitroaniline	72 U	17	72	220	UG/KG
	OT29-FD-JO9B1-01-0001	SOIL	FD	4,6-Dinitro-2-methylphenol	36 U	9.9	36	160	UG/KG
	OT29-FD-JO9B1-01-0001	SOIL	FD	4-Bromophenyl phenyl ether	36 U	14	36	54	UG/KG
	OT29-FD-JO9B1-01-0001	SOIL	FD	4-Chloro-3-methylphenol	72 U	23	72	160	UG/KG
	OT29-FD-JO9B1-01-0001	SOIL	FD	4-Chloroaniline	72 U	18	72	160	UG/KG
	OT29-FD-JO9B1-01-0001	SOIL	FD	4-Chlorophenyl phenyl ether	36 U	14	36	54	UG/KG
	OT29-FD-JO9B1-01-0001	SOIL	FD	4-Nitroaniline	72 U	28	72	220	UG/KG

Table 3. Summary of Analytical Results for Discrete Soil Samples for the Open Detonation Unit, Kirtland Air Force Base, December 2015

Method	Sample ID	Matrix	QA/QC Type	Analyte	Result*	DL	LOD	LOQ	Units
SW8270C									
	OT29-FD-JO9B1-01-0001	SOIL	FD	4-Nitrophenol	72 U	18	72	360	UG/KG
	OT29-FD-JO9B1-01-0001	SOIL	FD	Acenaphthene	3.6 U	0.82	3.6	7.2	UG/KG
	OT29-FD-JO9B1-01-0001	SOIL	FD	Acenaphthylene	1.8 U	0.38	1.8	7.2	UG/KG
	OT29-FD-JO9B1-01-0001	SOIL	FD	Acetophenone	36 U	9.9	36	110	UG/KG
	OT29-FD-JO9B1-01-0001	SOIL	FD	Anthracene	3.6 U	0.84	3.6	7.2	UG/KG
	OT29-FD-JO9B1-01-0001	SOIL	FD	Atrazine	36 U	9.8	36	220	UG/KG
	OT29-FD-JO9B1-01-0001	SOIL	FD	Azobenzene	72 U	22	72	360	UG/KG
	OT29-FD-JO9B1-01-0001	SOIL	FD	Benzaldehyde	36 U	13	36	110	UG/KG
	OT29-FD-JO9B1-01-0001	SOIL	FD	Benzo[a]anthracene	3.6 U	0.68	3.6	7.2	UG/KG
	OT29-FD-JO9B1-01-0001	SOIL	FD	Benzo[a]pyrene	3.6 U	0.69	3.6	7.2	UG/KG
	OT29-FD-JO9B1-01-0001	SOIL	FD	Benzo[b]fluoranthene	3.6 U	0.64	3.6	7.2	UG/KG
	OT29-FD-JO9B1-01-0001	SOIL	FD	Benzo[g,h,i]perylene	1.8 U	0.38	1.8	7.2	UG/KG
	OT29-FD-JO9B1-01-0001	SOIL	FD	Benzo[k]fluoranthene	3.6 U	0.73	3.6	7.2	UG/KG
	OT29-FD-JO9B1-01-0001	SOIL	FD	Biphenyl	18 U	3.8	18	54	UG/KG
	OT29-FD-JO9B1-01-0001	SOIL	FD	bis (2-chloroisopropyl) ether	36 U	10	36	110	UG/KG
	OT29-FD-JO9B1-01-0001	SOIL	FD	Bis(2-chloroethoxy)methane	72 U	24	72	110	UG/KG
	OT29-FD-JO9B1-01-0001	SOIL	FD	Bis(2-chloroethyl)ether	3.6 U	2.2	3.6	110	UG/KG
	OT29-FD-JO9B1-01-0001	SOIL	FD	Bis(2-ethylhexyl) phthalate	22 J	21	36	76	UG/KG
	OT29-FD-JO9B1-01-0001	SOIL	FD	Butyl benzyl phthalate	36 U	11	36	76	UG/KG
	OT29-FD-JO9B1-01-0001	SOIL	FD	Caprolactam	72 U	40	72	360	UG/KG
	OT29-FD-JO9B1-01-0001	SOIL	FD	Carbazole	36 U	29	36	54	UG/KG
	OT29-FD-JO9B1-01-0001	SOIL	FD	Chrysene	3.6 U	1.2	3.6	7.2	UG/KG
	OT29-FD-JO9B1-01-0001	SOIL	FD	Dibenz(a,h)anthracene	3.6 U	0.71	3.6	7.2	UG/KG

Table 3. Summary of Analytical Results for Discrete Soil Samples for the Open Detonation Unit, Kirtland Air Force Base, December 2015

Method	Sample ID	Matrix	QA/QC Type	Analyte	Result*	DL	LOD	LOQ	Units
SW8270C									
	OT29-FD-JO9B1-01-0001	SOIL	FD	Dibenzofuran	3.6 U	0.71	3.6	54	UG/KG
	OT29-FD-JO9B1-01-0001	SOIL	FD	Diethyl phthalate	36 U	17	36	76	UG/KG
	OT29-FD-JO9B1-01-0001	SOIL	FD	Dimethyl phthalate	36 U	18	36	76	UG/KG
	OT29-FD-JO9B1-01-0001	SOIL	FD	Di-n-butyl phthalate	36 U	16	36	76	UG/KG
	OT29-FD-JO9B1-01-0001	SOIL	FD	Di-n-octyl phthalate	36 U	8.5	36	76	UG/KG
	OT29-FD-JO9B1-01-0001	SOIL	FD	Fluoranthene	3.6 U	0.59	3.6	7.2	UG/KG
	OT29-FD-JO9B1-01-0001	SOIL	FD	Fluorene	3.6 U	0.57	3.6	7.2	UG/KG
	OT29-FD-JO9B1-01-0001	SOIL	FD	Hexachlorobenzene	3.6 U	2.3	3.6	7.2	UG/KG
	OT29-FD-JO9B1-01-0001	SOIL	FD	Hexachlorobutadiene	36 U	6.1	36	54	UG/KG
	OT29-FD-JO9B1-01-0001	SOIL	FD	Hexachlorocyclopentadiene	36 U	8.8	36	360	UG/KG
	OT29-FD-JO9B1-01-0001	SOIL	FD	Hexachloroethane	36 U	9.7	36	54	UG/KG
	OT29-FD-JO9B1-01-0001	SOIL	FD	Indeno[1,2,3-cd]pyrene	1.8 U	0.38	1.8	7.2	UG/KG
	OT29-FD-JO9B1-01-0001	SOIL	FD	Isophorone	36 U	14	36	54	UG/KG
	OT29-FD-JO9B1-01-0001	SOIL	FD	Naphthalene	3.6 U	0.89	3.6	7.2	UG/KG
	OT29-FD-JO9B1-01-0001	SOIL	FD	Nitrobenzene	3.6 U	2.4	3.6	110	UG/KG
	OT29-FD-JO9B1-01-0001	SOIL	FD	N-Nitrosodimethylamine	36 U	17	36	110	UG/KG
	OT29-FD-JO9B1-01-0001	SOIL	FD	N-Nitrosodi-n-propylamine	36 U	6.8	36	54	UG/KG
	OT29-FD-JO9B1-01-0001	SOIL	FD	N-Nitrosodiphenylamine	36 U	23	36	54	UG/KG
	OT29-FD-JO9B1-01-0001	SOIL	FD	Pentachlorophenol	36 U	9.8	36	160	UG/KG
	OT29-SO-H09B1-01-0001	SOIL	N	1,2,4,5-Tetrachlorobenzene	37 U	17	37	110	UG/KG
	OT29-SO-H09B1-01-0001	SOIL	N	2,4,5-Trichlorophenol	74 U	28	74	170	UG/KG
	OT29-SO-H09B1-01-0001	SOIL	N	2,4,6-Trichlorophenol	37 U	9.9	37	170	UG/KG
	OT29-SO-H09B1-01-0001	SOIL	N	2,4-Dichlorophenol	74 U	22	74	170	UG/KG

Table 3. Summary of Analytical Results for Discrete Soil Samples for the Open Detonation Unit, Kirtland Air Force Base, December 2015

Method	Sample ID	Matrix	QA/QC Type	Analyte	Result*	DL	LOD	LOQ	Units
SW8270C									
	OT29-SO-H09B1-01-0001	SOIL	N	2,4-Dimethylphenol	74 U	22	74	170	UG/KG
	OT29-SO-H09B1-01-0001	SOIL	N	2,4-Dinitrotoluene	74 U	19	74	220	UG/KG
	OT29-SO-H09B1-01-0001	SOIL	N	2,6-Dichlorophenol	19 U	4.5	19	220	UG/KG
	OT29-SO-H09B1-01-0001	SOIL	N	2,6-Dinitrotoluene	74 U	23	74	220	UG/KG
	OT29-SO-H09B1-01-0001	SOIL	N	2-Chloronaphthalene	1.9 U	0.5	1.9	56	UG/KG
	OT29-SO-H09B1-01-0001	SOIL	N	2-Chlorophenol	37 U	9.2	37	56	UG/KG
	OT29-SO-H09B1-01-0001	SOIL	N	2-Methylnaphthalene	3.7 U	0.56	3.7	7.4	UG/KG
	OT29-SO-H09B1-01-0001	SOIL	N	2-Methylphenol	74 U	12	74	220	UG/KG
	OT29-SO-H09B1-01-0001	SOIL	N	2-Nitroaniline	37 U	10	37	220	UG/KG
	OT29-SO-H09B1-01-0001	SOIL	N	2-Nitrophenol	37 U	9.3	37	56	UG/KG
	OT29-SO-H09B1-01-0001	SOIL	N	3,3'-Dichlorobenzidine	74 U	20	74	110	UG/KG
	OT29-SO-H09B1-01-0001	SOIL	N	3-Methylphenol & 4-Methylphenol	74 U	22	74	450	UG/KG
	OT29-SO-H09B1-01-0001	SOIL	N	3-Nitroaniline	74 U	18	74	220	UG/KG
	OT29-SO-H09B1-01-0001	SOIL	N	4,6-Dinitro-2-methylphenol	37 U	10	37	170	UG/KG
	OT29-SO-H09B1-01-0001	SOIL	N	4-Bromophenyl phenyl ether	37 U	15	37	56	UG/KG
	OT29-SO-H09B1-01-0001	SOIL	N	4-Chloro-3-methylphenol	74 U	23	74	170	UG/KG
	OT29-SO-H09B1-01-0001	SOIL	N	4-Chloroaniline	74 U	19	74	170	UG/KG
	OT29-SO-H09B1-01-0001	SOIL	N	4-Chlorophenyl phenyl ether	37 U	15	37	56	UG/KG
	OT29-SO-H09B1-01-0001	SOIL	N	4-Nitroaniline	74 U	29	74	220	UG/KG
	OT29-SO-H09B1-01-0001	SOIL	N	4-Nitrophenol	74 U	19	74	370	UG/KG
	OT29-SO-H09B1-01-0001	SOIL	N	Acenaphthene	3.7 U	0.85	3.7	7.4	UG/KG
	OT29-SO-H09B1-01-0001	SOIL	N	Acenaphthylene	1.9 U	0.39	1.9	7.4	UG/KG
	OT29-SO-H09B1-01-0001	SOIL	N	Acetophenone	37 U	10	37	110	UG/KG

Table 3. Summary of Analytical Results for Discrete Soil Samples for the Open Detonation Unit, Kirtland Air Force Base, December 2015

Method	Sample ID	Matrix	QA/QC Type	Analyte	Result*	DL	LOD	LOQ	Units
SW8270C									
	OT29-SO-H09B1-01-0001	SOIL	N	Anthracene	3.7 U	0.87	3.7	7.4	UG/KG
	OT29-SO-H09B1-01-0001	SOIL	N	Atrazine	37 U	10	37	220	UG/KG
	OT29-SO-H09B1-01-0001	SOIL	N	Azobenzene	74 U	22	74	370	UG/KG
	OT29-SO-H09B1-01-0001	SOIL	N	Benzaldehyde	37 U	13	37	110	UG/KG
	OT29-SO-H09B1-01-0001	SOIL	N	Benzo[a]anthracene	3.7 U	0.7	3.7	7.4	UG/KG
	OT29-SO-H09B1-01-0001	SOIL	N	Benzo[a]pyrene	3.7 U	0.71	3.7	7.4	UG/KG
	OT29-SO-H09B1-01-0001	SOIL	N	Benzo[b]fluoranthene	3.7 U	0.66	3.7	7.4	UG/KG
	OT29-SO-H09B1-01-0001	SOIL	N	Benzo[g,h,i]perylene	1.9 U	0.39	1.9	7.4	UG/KG
	OT29-SO-H09B1-01-0001	SOIL	N	Benzo[k]fluoranthene	3.7 U	0.76	3.7	7.4	UG/KG
	OT29-SO-H09B1-01-0001	SOIL	N	Biphenyl	19 U	3.9	19	56	UG/KG
	OT29-SO-H09B1-01-0001	SOIL	N	bis (2-chloroisopropyl) ether	37 U	11	37	110	UG/KG
	OT29-SO-H09B1-01-0001	SOIL	N	Bis(2-chloroethoxy)methane	74 U	25	74	110	UG/KG
	OT29-SO-H09B1-01-0001	SOIL	N	Bis(2-chloroethyl)ether	3.7 U	2.2	3.7	110	UG/KG
	OT29-SO-H09B1-01-0001	SOIL	N	Bis(2-ethylhexyl) phthalate	22 U	21	37	79	UG/KG
	OT29-SO-H09B1-01-0001	SOIL	N	Butyl benzyl phthalate	37 U	11	37	78	UG/KG
	OT29-SO-H09B1-01-0001	SOIL	N	Caprolactam	74 U	41	74	370	UG/KG
	OT29-SO-H09B1-01-0001	SOIL	N	Carbazole	37 U	30	37	56	UG/KG
	OT29-SO-H09B1-01-0001	SOIL	N	Chrysene	3.7 U	1.2	3.7	7.4	UG/KG
	OT29-SO-H09B1-01-0001	SOIL	N	Dibenz(a,h)anthracene	3.7 U	0.74	3.7	7.4	UG/KG
	OT29-SO-H09B1-01-0001	SOIL	N	Dibenzofuran	3.7 U	0.74	3.7	56	UG/KG
	OT29-SO-H09B1-01-0001	SOIL	N	Diethyl phthalate	37 U	18	37	78	UG/KG
	OT29-SO-H09B1-01-0001	SOIL	N	Dimethyl phthalate	37 U	19	37	78	UG/KG
	OT29-SO-H09B1-01-0001	SOIL	N	Di-n-butyl phthalate	37 U	17	37	79	UG/KG

Table 3. Summary of Analytical Results for Discrete Soil Samples for the Open Detonation Unit, Kirtland Air Force Base, December 2015

Method	Sample ID	Matrix	QA/QC Type	Analyte	Result*	DL	LOD	LOQ	Units
SW8270C									
	OT29-SO-H09B1-01-0001	SOIL	N	Di-n-octyl phthalate	37 U	8.8	37	78	UG/KG
	OT29-SO-H09B1-01-0001	SOIL	N	Fluoranthene	3.7 U	0.61	3.7	7.4	UG/KG
	OT29-SO-H09B1-01-0001	SOIL	N	Fluorene	3.7 U	0.59	3.7	7.4	UG/KG
	OT29-SO-H09B1-01-0001	SOIL	N	Hexachlorobenzene	3.7 U	2.3	3.7	7.4	UG/KG
	OT29-SO-H09B1-01-0001	SOIL	N	Hexachlorobutadiene	37 U	6.3	37	56	UG/KG
	OT29-SO-H09B1-01-0001	SOIL	N	Hexachlorocyclopentadiene	37 U	9	37	370	UG/KG
	OT29-SO-H09B1-01-0001	SOIL	N	Hexachloroethane	37 U	10	37	56	UG/KG
	OT29-SO-H09B1-01-0001	SOIL	N	Indeno[1,2,3-cd]pyrene	1.9 U	0.39	1.9	7.4	UG/KG
	OT29-SO-H09B1-01-0001	SOIL	N	Isophorone	37 U	15	37	56	UG/KG
	OT29-SO-H09B1-01-0001	SOIL	N	Naphthalene	3.7 U	0.92	3.7	7.4	UG/KG
	OT29-SO-H09B1-01-0001	SOIL	N	Nitrobenzene	3.7 U	2.5	3.7	110	UG/KG
	OT29-SO-H09B1-01-0001	SOIL	N	N-Nitrosodimethylamine	37 U	18	37	110	UG/KG
	OT29-SO-H09B1-01-0001	SOIL	N	N-Nitrosodi-n-propylamine	37 U	7	37	56	UG/KG
	OT29-SO-H09B1-01-0001	SOIL	N	N-Nitrosodiphenylamine	37 U	23	37	56	UG/KG
	OT29-SO-H09B1-01-0001	SOIL	N	Pentachlorophenol	37 U	10	37	170	UG/KG
	OT29-SO-H09B1-01-1415	SOIL	N	1,2,4,5-Tetrachlorobenzene	34 U	15	34	100	UG/KG
	OT29-SO-H09B1-01-1415	SOIL	N	2,4,5-Trichlorophenol	68 U	26	68	150	UG/KG
	OT29-SO-H09B1-01-1415	SOIL	N	2,4,6-Trichlorophenol	34 U	9.1	34	150	UG/KG
	OT29-SO-H09B1-01-1415	SOIL	N	2,4-Dichlorophenol	68 U	20	68	150	UG/KG
	OT29-SO-H09B1-01-1415	SOIL	N	2,4-Dimethylphenol	68 U	20	68	150	UG/KG
	OT29-SO-H09B1-01-1415	SOIL	N	2,4-Dinitrotoluene	68 U	17	68	200	UG/KG
	OT29-SO-H09B1-01-1415	SOIL	N	2,6-Dichlorophenol	17 U	4.1	17	200	UG/KG
	OT29-SO-H09B1-01-1415	SOIL	N	2,6-Dinitrotoluene	68 U	21	68	200	UG/KG

Table 3. Summary of Analytical Results for Discrete Soil Samples for the Open Detonation Unit, Kirtland Air Force Base, December 2015

Method	Sample ID	Matrix	QA/QC Type	Analyte	Result*	DL	LOD	LOQ	Units
SW8270C									
	OT29-SO-H09B1-01-1415	SOIL	N	2-Chloronaphthalene	1.7 U	0.46	1.7	51	UG/KG
	OT29-SO-H09B1-01-1415	SOIL	N	2-Chlorophenol	34 U	8.4	34	51	UG/KG
	OT29-SO-H09B1-01-1415	SOIL	N	2-Methylnaphthalene	3.4 U	0.51	3.4	6.8	UG/KG
	OT29-SO-H09B1-01-1415	SOIL	N	2-Methylphenol	68 U	11	68	200	UG/KG
	OT29-SO-H09B1-01-1415	SOIL	N	2-Nitroaniline	34 U	9.3	34	200	UG/KG
	OT29-SO-H09B1-01-1415	SOIL	N	2-Nitrophenol	34 U	8.5	34	51	UG/KG
	OT29-SO-H09B1-01-1415	SOIL	N	3,3'-Dichlorobenzidine	68 U	18	68	100	UG/KG
	OT29-SO-H09B1-01-1415	SOIL	N	3-Methylphenol & 4-Methylphenol	68 U	20	68	410	UG/KG
	OT29-SO-H09B1-01-1415	SOIL	N	3-Nitroaniline	68 U	16	68	200	UG/KG
	OT29-SO-H09B1-01-1415	SOIL	N	4,6-Dinitro-2-methylphenol	34 U	9.4	34	150	UG/KG
	OT29-SO-H09B1-01-1415	SOIL	N	4-Bromophenyl phenyl ether	34 U	13	34	51	UG/KG
	OT29-SO-H09B1-01-1415	SOIL	N	4-Chloro-3-methylphenol	68 U	21	68	150	UG/KG
	OT29-SO-H09B1-01-1415	SOIL	N	4-Chloroaniline	68 U	17	68	150	UG/KG
	OT29-SO-H09B1-01-1415	SOIL	N	4-Chlorophenyl phenyl ether	34 U	13	34	51	UG/KG
	OT29-SO-H09B1-01-1415	SOIL	N	4-Nitroaniline	68 U	27	68	200	UG/KG
	OT29-SO-H09B1-01-1415	SOIL	N	4-Nitrophenol	68 U	17	68	340	UG/KG
	OT29-SO-H09B1-01-1415	SOIL	N	Acenaphthene	3.4 U	0.78	3.4	6.8	UG/KG
	OT29-SO-H09B1-01-1415	SOIL	N	Acenaphthylene	1.7 U	0.36	1.7	6.8	UG/KG
	OT29-SO-H09B1-01-1415	SOIL	N	Acetophenone	34 U	9.4	34	100	UG/KG
	OT29-SO-H09B1-01-1415	SOIL	N	Anthracene	3.4 U	0.8	3.4	6.8	UG/KG
	OT29-SO-H09B1-01-1415	SOIL	N	Atrazine	34 U	9.3	34	200	UG/KG
	OT29-SO-H09B1-01-1415	SOIL	N	Azobenzene	68 U	20	68	340	UG/KG
	OT29-SO-H09B1-01-1415	SOIL	N	Benzaldehyde	34 U	12	34	100	UG/KG

Table 3. Summary of Analytical Results for Discrete Soil Samples for the Open Detonation Unit, Kirtland Air Force Base, December 2015

Method	Sample ID	Matrix	QA/QC Type	Analyte	Result*	DL	LOD	LOQ	Units
SW8270C									
	OT29-SO-H09B1-01-1415	SOIL	N	Benzo[a]anthracene	3.4 U	0.64	3.4	6.8	UG/KG
	OT29-SO-H09B1-01-1415	SOIL	N	Benzo[a]pyrene	3.4 U	0.65	3.4	6.8	UG/KG
	OT29-SO-H09B1-01-1415	SOIL	N	Benzo[b]fluoranthene	3.4 U	0.6	3.4	6.8	UG/KG
	OT29-SO-H09B1-01-1415	SOIL	N	Benzo[g,h,i]perylene	1.7 U	0.36	1.7	6.8	UG/KG
	OT29-SO-H09B1-01-1415	SOIL	N	Benzo[k]fluoranthene	3.4 U	0.69	3.4	6.8	UG/KG
	OT29-SO-H09B1-01-1415	SOIL	N	Biphenyl	17 U	3.6	17	51	UG/KG
	OT29-SO-H09B1-01-1415	SOIL	N	bis (2-chloroisopropyl) ether	34 U	9.7	34	100	UG/KG
	OT29-SO-H09B1-01-1415	SOIL	N	Bis(2-chloroethoxy)methane	68 U	22	68	100	UG/KG
	OT29-SO-H09B1-01-1415	SOIL	N	Bis(2-chloroethyl)ether	3.4 U	2	3.4	100	UG/KG
	OT29-SO-H09B1-01-1415	SOIL	N	Bis(2-ethylhexyl) phthalate	19 U	19	34	71	UG/KG
	OT29-SO-H09B1-01-1415	SOIL	N	Butyl benzyl phthalate	34 U	10	34	71	UG/KG
	OT29-SO-H09B1-01-1415	SOIL	N	Caprolactam	68 U	38	68	340	UG/KG
	OT29-SO-H09B1-01-1415	SOIL	N	Carbazole	34 U	28	34	51	UG/KG
	OT29-SO-H09B1-01-1415	SOIL	N	Chrysene	3.4 U	1.1	3.4	6.8	UG/KG
	OT29-SO-H09B1-01-1415	SOIL	N	Dibenz(a,h)anthracene	3.4 U	0.67	3.4	6.8	UG/KG
	OT29-SO-H09B1-01-1415	SOIL	N	Dibenzofuran	3.4 U	0.67	3.4	51	UG/KG
	OT29-SO-H09B1-01-1415	SOIL	N	Diethyl phthalate	34 U	16	34	71	UG/KG
	OT29-SO-H09B1-01-1415	SOIL	N	Dimethyl phthalate	34 U	17	34	71	UG/KG
	OT29-SO-H09B1-01-1415	SOIL	N	Di-n-butyl phthalate	34 U	15	34	71	UG/KG
	OT29-SO-H09B1-01-1415	SOIL	N	Di-n-octyl phthalate	34 U	8.1	34	71	UG/KG
	OT29-SO-H09B1-01-1415	SOIL	N	Fluoranthene	3.4 U	0.56	3.4	6.8	UG/KG
	OT29-SO-H09B1-01-1415	SOIL	N	Fluorene	3.4 U	0.54	3.4	6.8	UG/KG
	OT29-SO-H09B1-01-1415	SOIL	N	Hexachlorobenzene	3.4 U	2.1	3.4	6.8	UG/KG

Table 3. Summary of Analytical Results for Discrete Soil Samples for the Open Detonation Unit, Kirtland Air Force Base, December 2015

Method	Sample ID	Matrix	QA/QC Type	Analyte	Result*	DL	LOD	LOQ	Units
SW8270C									
	OT29-SO-H09B1-01-1415	SOIL	N	Hexachlorobutadiene	34 U	5.7	34	51	UG/KG
	OT29-SO-H09B1-01-1415	SOIL	N	Hexachlorocyclopentadiene	34 U	8.3	34	340	UG/KG
	OT29-SO-H09B1-01-1415	SOIL	N	Hexachloroethane	34 U	9.2	34	51	UG/KG
	OT29-SO-H09B1-01-1415	SOIL	N	Indeno[1,2,3-cd]pyrene	1.7 U	0.36	1.7	6.8	UG/KG
	OT29-SO-H09B1-01-1415	SOIL	N	Isophorone	34 U	13	34	51	UG/KG
	OT29-SO-H09B1-01-1415	SOIL	N	Naphthalene	3.4 U	0.84	3.4	6.8	UG/KG
	OT29-SO-H09B1-01-1415	SOIL	N	Nitrobenzene	3.4 U	2.2	3.4	100	UG/KG
	OT29-SO-H09B1-01-1415	SOIL	N	N-Nitrosodimethylamine	34 U	16	34	100	UG/KG
	OT29-SO-H09B1-01-1415	SOIL	N	N-Nitrosodi-n-propylamine	34 U	6.4	34	51	UG/KG
	OT29-SO-H09B1-01-1415	SOIL	N	N-Nitrosodiphenylamine	34 U	21	34	51	UG/KG
	OT29-SO-H09B1-01-1415	SOIL	N	Pentachlorophenol	34 U	9.3	34	150	UG/KG
	OT29-SO-J09A1-02-0001	SOIL	N	1,2,4,5-Tetrachlorobenzene	36 U	16	36	110	UG/KG
	OT29-SO-J09A1-02-0001	SOIL	N	2,4,5-Trichlorophenol	73 U	27	73	160	UG/KG
	OT29-SO-J09A1-02-0001	SOIL	N	2,4,6-Trichlorophenol	36 U	9.7	36	160	UG/KG
	OT29-SO-J09A1-02-0001	SOIL	N	2,4-Dichlorophenol	73 U	22	73	160	UG/KG
	OT29-SO-J09A1-02-0001	SOIL	N	2,4-Dimethylphenol	73 U	22	73	160	UG/KG
	OT29-SO-J09A1-02-0001	SOIL	N	2,4-Dinitrotoluene	73 U	19	73	220	UG/KG
	OT29-SO-J09A1-02-0001	SOIL	N	2,6-Dichlorophenol	18 U	4.4	18	220	UG/KG
	OT29-SO-J09A1-02-0001	SOIL	N	2,6-Dinitrotoluene	73 U	23	73	220	UG/KG
	OT29-SO-J09A1-02-0001	SOIL	N	2-Chloronaphthalene	1.8 U	0.49	1.8	55	UG/KG
	OT29-SO-J09A1-02-0001	SOIL	N	2-Chlorophenol	36 U	9	36	55	UG/KG
	OT29-SO-J09A1-02-0001	SOIL	N	2-Methylnaphthalene	3.6 U	0.55	3.6	7.3	UG/KG
	OT29-SO-J09A1-02-0001	SOIL	N	2-Methylphenol	73 U	12	73	220	UG/KG

Table 3. Summary of Analytical Results for Discrete Soil Samples for the Open Detonation Unit, Kirtland Air Force Base, December 2015

Method	Sample ID	Matrix	QA/QC Type	Analyte	Result*	DL	LOD	LOQ	Units
SW8270C									
	OT29-SO-J09A1-02-0001	SOIL	N	2-Nitroaniline	36 U	9.9	36	220	UG/KG
	OT29-SO-J09A1-02-0001	SOIL	N	2-Nitrophenol	36 U	9.1	36	55	UG/KG
	OT29-SO-J09A1-02-0001	SOIL	N	3,3'-Dichlorobenzidine	73 U	20	73	110	UG/KG
	OT29-SO-J09A1-02-0001	SOIL	N	3-Methylphenol & 4-Methylphenol	73 U	22	73	440	UG/KG
	OT29-SO-J09A1-02-0001	SOIL	N	3-Nitroaniline	73 U	17	73	220	UG/KG
	OT29-SO-J09A1-02-0001	SOIL	N	4,6-Dinitro-2-methylphenol	36 U	10	36	160	UG/KG
	OT29-SO-J09A1-02-0001	SOIL	N	4-Bromophenyl phenyl ether	36 U	14	36	55	UG/KG
	OT29-SO-J09A1-02-0001	SOIL	N	4-Chloro-3-methylphenol	73 U	23	73	160	UG/KG
	OT29-SO-J09A1-02-0001	SOIL	N	4-Chloroaniline	73 U	19	73	160	UG/KG
	OT29-SO-J09A1-02-0001	SOIL	N	4-Chlorophenyl phenyl ether	36 U	14	36	55	UG/KG
	OT29-SO-J09A1-02-0001	SOIL	N	4-Nitroaniline	73 U	28	73	220	UG/KG
	OT29-SO-J09A1-02-0001	SOIL	N	4-Nitrophenol	73 U	19	73	360	UG/KG
	OT29-SO-J09A1-02-0001	SOIL	N	Acenaphthene	3.6 U	0.83	3.6	7.3	UG/KG
	OT29-SO-J09A1-02-0001	SOIL	N	Acenaphthylene	1.8 U	0.38	1.8	7.3	UG/KG
	OT29-SO-J09A1-02-0001	SOIL	N	Acetophenone	36 U	10	36	110	UG/KG
	OT29-SO-J09A1-02-0001	SOIL	N	Anthracene	3.6 U	0.85	3.6	7.3	UG/KG
	OT29-SO-J09A1-02-0001	SOIL	N	Atrazine	36 U	9.9	36	220	UG/KG
	OT29-SO-J09A1-02-0001	SOIL	N	Azobenzene	73 U	22	73	360	UG/KG
	OT29-SO-J09A1-02-0001	SOIL	N	Benzaldehyde	36 U	13	36	110	UG/KG
	OT29-SO-J09A1-02-0001	SOIL	N	Benzo[a]anthracene	3.6 U	0.69	3.6	7.3	UG/KG
	OT29-SO-J09A1-02-0001	SOIL	N	Benzo[a]pyrene	3.6 U	0.7	3.6	7.3	UG/KG
	OT29-SO-J09A1-02-0001	SOIL	N	Benzo[b]fluoranthene	3.6 U	0.64	3.6	7.3	UG/KG
	OT29-SO-J09A1-02-0001	SOIL	N	Benzo[g,h,i]perylene	1.8 U	0.38	1.8	7.3	UG/KG

Table 3. Summary of Analytical Results for Discrete Soil Samples for the Open Detonation Unit, Kirtland Air Force Base, December 2015

Method	Sample ID	Matrix	QA/QC Type	Analyte	Result*	DL	LOD	LOQ	Units
SW8270C									
	OT29-SO-J09A1-02-0001	SOIL	N	Benzo[k]fluoranthene	3.6 U	0.74	3.6	7.3	UG/KG
	OT29-SO-J09A1-02-0001	SOIL	N	Biphenyl	18 U	3.8	18	55	UG/KG
	OT29-SO-J09A1-02-0001	SOIL	N	bis (2-chloroisopropyl) ether	36 U	10	36	110	UG/KG
	OT29-SO-J09A1-02-0001	SOIL	N	Bis(2-chloroethoxy)methane	73 U	24	73	110	UG/KG
	OT29-SO-J09A1-02-0001	SOIL	N	Bis(2-chloroethyl)ether	3.6 U	2.2	3.6	110	UG/KG
	OT29-SO-J09A1-02-0001	SOIL	N	Bis(2-ethylhexyl) phthalate	36 U	21	36	77	UG/KG
	OT29-SO-J09A1-02-0001	SOIL	N	Butyl benzyl phthalate	36 U	11	36	77	UG/KG
	OT29-SO-J09A1-02-0001	SOIL	N	Caprolactam	73 U	40	73	360	UG/KG
	OT29-SO-J09A1-02-0001	SOIL	N	Carbazole	36 U	30	36	55	UG/KG
	OT29-SO-J09A1-02-0001	SOIL	N	Chrysene	3.6 U	1.2	3.6	7.3	UG/KG
	OT29-SO-J09A1-02-0001	SOIL	N	Dibenz(a,h)anthracene	3.6 U	0.72	3.6	7.3	UG/KG
	OT29-SO-J09A1-02-0001	SOIL	N	Dibenzofuran	3.6 U	0.72	3.6	55	UG/KG
	OT29-SO-J09A1-02-0001	SOIL	N	Diethyl phthalate	36 U	17	36	77	UG/KG
	OT29-SO-J09A1-02-0001	SOIL	N	Dimethyl phthalate	36 U	19	36	77	UG/KG
	OT29-SO-J09A1-02-0001	SOIL	N	Di-n-butyl phthalate	36 U	16	36	77	UG/KG
	OT29-SO-J09A1-02-0001	SOIL	N	Di-n-octyl phthalate	36 U	8.6	36	77	UG/KG
	OT29-SO-J09A1-02-0001	SOIL	N	Fluoranthene	3.6 U	0.6	3.6	7.3	UG/KG
	OT29-SO-J09A1-02-0001	SOIL	N	Fluorene	3.6 U	0.58	3.6	7.3	UG/KG
	OT29-SO-J09A1-02-0001	SOIL	N	Hexachlorobenzene	3.6 U	2.3	3.6	7.3	UG/KG
	OT29-SO-J09A1-02-0001	SOIL	N	Hexachlorobutadiene	36 U	6.1	36	55	UG/KG
	OT29-SO-J09A1-02-0001	SOIL	N	Hexachlorocyclopentadiene	36 U	8.9	36	360	UG/KG
	OT29-SO-J09A1-02-0001	SOIL	N	Hexachloroethane	36 U	9.8	36	55	UG/KG
	OT29-SO-J09A1-02-0001	SOIL	N	Indeno[1,2,3-cd]pyrene	1.8 U	0.38	1.8	7.3	UG/KG

Table 3. Summary of Analytical Results for Discrete Soil Samples for the Open Detonation Unit, Kirtland Air Force Base, December 2015

Method	Sample ID	Matrix	QA/QC Type	Analyte	Result*	DL	LOD	LOQ	Units
SW8270C									
	OT29-SO-J09A1-02-0001	SOIL	N	Isophorone	36 U	14	36	55	UG/KG
	OT29-SO-J09A1-02-0001	SOIL	N	Naphthalene	3.6 U	0.9	3.6	7.3	UG/KG
	OT29-SO-J09A1-02-0001	SOIL	N	Nitrobenzene	3.6 U	2.4	3.6	110	UG/KG
	OT29-SO-J09A1-02-0001	SOIL	N	N-Nitrosodimethylamine	36 U	17	36	110	UG/KG
	OT29-SO-J09A1-02-0001	SOIL	N	N-Nitrosodi-n-propylamine	36 U	6.9	36	55	UG/KG
	OT29-SO-J09A1-02-0001	SOIL	N	N-Nitrosodiphenylamine	36 U	23	36	55	UG/KG
	OT29-SO-J09A1-02-0001	SOIL	N	Pentachlorophenol	36 U	9.9	36	160	UG/KG
	OT29-SO-J09A1-02-1415	SOIL	N	1,2,4,5-Tetrachlorobenzene	34 U	16	34	100	UG/KG
	OT29-SO-J09A1-02-1415	SOIL	N	2,4,5-Trichlorophenol	69 U	26	69	160	UG/KG
	OT29-SO-J09A1-02-1415	SOIL	N	2,4,6-Trichlorophenol	34 U	9.2	34	160	UG/KG
	OT29-SO-J09A1-02-1415	SOIL	N	2,4-Dichlorophenol	69 U	21	69	160	UG/KG
	OT29-SO-J09A1-02-1415	SOIL	N	2,4-Dimethylphenol	69 U	21	69	160	UG/KG
	OT29-SO-J09A1-02-1415	SOIL	N	2,4-Dinitrotoluene	69 U	18	69	210	UG/KG
	OT29-SO-J09A1-02-1415	SOIL	N	2,6-Dichlorophenol	17 U	4.1	17	210	UG/KG
	OT29-SO-J09A1-02-1415	SOIL	N	2,6-Dinitrotoluene	69 U	22	69	210	UG/KG
	OT29-SO-J09A1-02-1415	SOIL	N	2-Chloronaphthalene	1.7 U	0.47	1.7	52	UG/KG
	OT29-SO-J09A1-02-1415	SOIL	N	2-Chlorophenol	34 U	8.5	34	52	UG/KG
	OT29-SO-J09A1-02-1415	SOIL	N	2-Methylnaphthalene	3.4 U	0.52	3.4	6.9	UG/KG
	OT29-SO-J09A1-02-1415	SOIL	N	2-Methylphenol	69 U	11	69	210	UG/KG
	OT29-SO-J09A1-02-1415	SOIL	N	2-Nitroaniline	34 U	9.4	34	210	UG/KG
	OT29-SO-J09A1-02-1415	SOIL	N	2-Nitrophenol	34 U	8.6	34	52	UG/KG
	OT29-SO-J09A1-02-1415	SOIL	N	3,3'-Dichlorobenzidine	69 U	19	69	100	UG/KG
	OT29-SO-J09A1-02-1415	SOIL	N	3-Methylphenol & 4-Methylphenol	69 U	21	69	410	UG/KG

Table 3. Summary of Analytical Results for Discrete Soil Samples for the Open Detonation Unit, Kirtland Air Force Base, December 2015

Method	Sample ID	Matrix	QA/QC Type	Analyte	Result*	DL	LOD	LOQ	Units
SW8270C									
	OT29-SO-J09A1-02-1415	SOIL	N	3-Nitroaniline	69 U	17	69	210	UG/KG
	OT29-SO-J09A1-02-1415	SOIL	N	4,6-Dinitro-2-methylphenol	34 U	9.5	34	160	UG/KG
	OT29-SO-J09A1-02-1415	SOIL	N	4-Bromophenyl phenyl ether	34 U	13	34	52	UG/KG
	OT29-SO-J09A1-02-1415	SOIL	N	4-Chloro-3-methylphenol	69 U	22	69	160	UG/KG
	OT29-SO-J09A1-02-1415	SOIL	N	4-Chloroaniline	69 U	18	69	160	UG/KG
	OT29-SO-J09A1-02-1415	SOIL	N	4-Chlorophenyl phenyl ether	34 U	13	34	52	UG/KG
	OT29-SO-J09A1-02-1415	SOIL	N	4-Nitroaniline	69 U	27	69	210	UG/KG
	OT29-SO-J09A1-02-1415	SOIL	N	4-Nitrophenol	69 U	18	69	340	UG/KG
	OT29-SO-J09A1-02-1415	SOIL	N	Acenaphthene	3.4 U	0.79	3.4	6.9	UG/KG
	OT29-SO-J09A1-02-1415	SOIL	N	Acenaphthylene	1.7 U	0.36	1.7	6.9	UG/KG
	OT29-SO-J09A1-02-1415	SOIL	N	Acetophenone	34 U	9.5	34	100	UG/KG
	OT29-SO-J09A1-02-1415	SOIL	N	Anthracene	3.4 U	0.81	3.4	6.9	UG/KG
	OT29-SO-J09A1-02-1415	SOIL	N	Atrazine	34 U	9.4	34	210	UG/KG
	OT29-SO-J09A1-02-1415	SOIL	N	Azobenzene	69 U	21	69	340	UG/KG
	OT29-SO-J09A1-02-1415	SOIL	N	Benzaldehyde	34 U	12	34	100	UG/KG
	OT29-SO-J09A1-02-1415	SOIL	N	Benzo[a]anthracene	3.4 U	0.65	3.4	6.9	UG/KG
	OT29-SO-J09A1-02-1415	SOIL	N	Benzo[a]pyrene	3.4 U	0.66	3.4	6.9	UG/KG
	OT29-SO-J09A1-02-1415	SOIL	N	Benzo[b]fluoranthene	3.4 U	0.61	3.4	6.9	UG/KG
	OT29-SO-J09A1-02-1415	SOIL	N	Benzo[g,h,i]perylene	1.7 U	0.36	1.7	6.9	UG/KG
	OT29-SO-J09A1-02-1415	SOIL	N	Benzo[k]fluoranthene	3.4 U	0.7	3.4	6.9	UG/KG
	OT29-SO-J09A1-02-1415	SOIL	N	Biphenyl	17 U	3.6	17	52	UG/KG
	OT29-SO-J09A1-02-1415	SOIL	N	bis (2-chloroisopropyl) ether	34 U	9.8	34	100	UG/KG
	OT29-SO-J09A1-02-1415	SOIL	N	Bis(2-chloroethoxy)methane	69 U	23	69	100	UG/KG

Table 3. Summary of Analytical Results for Discrete Soil Samples for the Open Detonation Unit, Kirtland Air Force Base, December 2015

Method	Sample ID	Matrix	QA/QC Type	Analyte	Result*	DL	LOD	LOQ	Units
SW8270C									
	OT29-SO-J09A1-02-1415	SOIL	N	Bis(2-chloroethyl)ether	3.4 U	2.1	3.4	100	UG/KG
	OT29-SO-J09A1-02-1415	SOIL	N	Bis(2-ethylhexyl) phthalate	34 U	20	34	72	UG/KG
	OT29-SO-J09A1-02-1415	SOIL	N	Butyl benzyl phthalate	34 U	10	34	72	UG/KG
	OT29-SO-J09A1-02-1415	SOIL	N	Caprolactam	69 U	38	69	340	UG/KG
	OT29-SO-J09A1-02-1415	SOIL	N	Carbazole	34 U	28	34	52	UG/KG
	OT29-SO-J09A1-02-1415	SOIL	N	Chrysene	3.4 U	1.1	3.4	6.9	UG/KG
	OT29-SO-J09A1-02-1415	SOIL	N	Dibenz(a,h)anthracene	3.4 U	0.68	3.4	6.9	UG/KG
	OT29-SO-J09A1-02-1415	SOIL	N	Dibenzofuran	3.4 U	0.68	3.4	52	UG/KG
	OT29-SO-J09A1-02-1415	SOIL	N	Diethyl phthalate	34 U	17	34	72	UG/KG
	OT29-SO-J09A1-02-1415	SOIL	N	Dimethyl phthalate	34 U	18	34	72	UG/KG
	OT29-SO-J09A1-02-1415	SOIL	N	Di-n-butyl phthalate	34 U	16	34	72	UG/KG
	OT29-SO-J09A1-02-1415	SOIL	N	Di-n-octyl phthalate	34 U	8.2	34	72	UG/KG
	OT29-SO-J09A1-02-1415	SOIL	N	Fluoranthene	3.4 U	0.57	3.4	6.9	UG/KG
	OT29-SO-J09A1-02-1415	SOIL	N	Fluorene	3.4 U	0.55	3.4	6.9	UG/KG
	OT29-SO-J09A1-02-1415	SOIL	N	Hexachlorobenzene	3.4 U	2.2	3.4	6.9	UG/KG
	OT29-SO-J09A1-02-1415	SOIL	N	Hexachlorobutadiene	34 U	5.8	34	52	UG/KG
	OT29-SO-J09A1-02-1415	SOIL	N	Hexachlorocyclopentadiene	34 U	8.4	34	340	UG/KG
	OT29-SO-J09A1-02-1415	SOIL	N	Hexachloroethane	34 U	9.3	34	52	UG/KG
	OT29-SO-J09A1-02-1415	SOIL	N	Indeno[1,2,3-cd]pyrene	1.7 U	0.36	1.7	6.9	UG/KG
	OT29-SO-J09A1-02-1415	SOIL	N	Isophorone	34 U	13	34	52	UG/KG
	OT29-SO-J09A1-02-1415	SOIL	N	Naphthalene	3.4 U	0.85	3.4	6.9	UG/KG
	OT29-SO-J09A1-02-1415	SOIL	N	Nitrobenzene	3.4 U	2.3	3.4	100	UG/KG
	OT29-SO-J09A1-02-1415	SOIL	N	N-Nitrosodimethylamine	34 U	17	34	100	UG/KG

Table 3. Summary of Analytical Results for Discrete Soil Samples for the Open Detonation Unit, Kirtland Air Force Base, December 2015

Method	Sample ID	Matrix	QA/QC Type	Analyte	Result*	DL	LOD	LOQ	Units
SW8270C									
	OT29-SO-J09A1-02-1415	SOIL	N	N-Nitrosodi-n-propylamine	34 U	6.5	34	52	UG/KG
	OT29-SO-J09A1-02-1415	SOIL	N	N-Nitrosodiphenylamine	34 U	22	34	52	UG/KG
	OT29-SO-J09A1-02-1415	SOIL	N	Pentachlorophenol	34 U	9.4	34	160	UG/KG
	OT29-SO-J09A1-04-0001	SOIL	N	1,2,4,5-Tetrachlorobenzene	35 U	16	35	110	UG/KG
	OT29-SO-J09A1-04-0001	SOIL	N	2,4,5-Trichlorophenol	71 U	27	71	160	UG/KG
	OT29-SO-J09A1-04-0001	SOIL	N	2,4,6-Trichlorophenol	35 U	9.4	35	160	UG/KG
	OT29-SO-J09A1-04-0001	SOIL	N	2,4-Dichlorophenol	71 U	21	71	160	UG/KG
	OT29-SO-J09A1-04-0001	SOIL	N	2,4-Dimethylphenol	71 U	21	71	160	UG/KG
	OT29-SO-J09A1-04-0001	SOIL	N	2,4-Dinitrotoluene	250	18	71	210	UG/KG
	OT29-SO-J09A1-04-0001	SOIL	N	2,6-Dichlorophenol	18 U	4.2	18	210	UG/KG
	OT29-SO-J09A1-04-0001	SOIL	N	2,6-Dinitrotoluene	71 U	22	71	210	UG/KG
	OT29-SO-J09A1-04-0001	SOIL	N	2-Chloronaphthalene	1.8 U	0.48	1.8	53	UG/KG
	OT29-SO-J09A1-04-0001	SOIL	N	2-Chlorophenol	35 U	8.7	35	53	UG/KG
	OT29-SO-J09A1-04-0001	SOIL	N	2-Methylnaphthalene	3.5 U	0.53	3.5	7.1	UG/KG
	OT29-SO-J09A1-04-0001	SOIL	N	2-Methylphenol	71 U	12	71	210	UG/KG
	OT29-SO-J09A1-04-0001	SOIL	N	2-Nitroaniline	35 U	9.7	35	210	UG/KG
	OT29-SO-J09A1-04-0001	SOIL	N	2-Nitrophenol	35 U	8.8	35	53	UG/KG
	OT29-SO-J09A1-04-0001	SOIL	N	3,3'-Dichlorobenzidine	71 U	19	71	110	UG/KG
	OT29-SO-J09A1-04-0001	SOIL	N	3-Methylphenol & 4-Methylphenol	71 U	21	71	420	UG/KG
	OT29-SO-J09A1-04-0001	SOIL	N	3-Nitroaniline	71 U	17	71	210	UG/KG
	OT29-SO-J09A1-04-0001	SOIL	N	4,6-Dinitro-2-methylphenol	35 U	9.8	35	160	UG/KG
	OT29-SO-J09A1-04-0001	SOIL	N	4-Bromophenyl phenyl ether	35 U	14	35	53	UG/KG
	OT29-SO-J09A1-04-0001	SOIL	N	4-Chloro-3-methylphenol	71 U	22	71	160	UG/KG

Table 3. Summary of Analytical Results for Discrete Soil Samples for the Open Detonation Unit, Kirtland Air Force Base, December 2015

Method	Sample ID	Matrix	QA/QC Type	Analyte	Result*	DL	LOD	LOQ	Units
SW8270C									
	OT29-SO-J09A1-04-0001	SOIL	N	4-Chloroaniline	71 U	18	71	160	UG/KG
	OT29-SO-J09A1-04-0001	SOIL	N	4-Chlorophenyl phenyl ether	35 U	14	35	53	UG/KG
	OT29-SO-J09A1-04-0001	SOIL	N	4-Nitroaniline	71 U	28	71	210	UG/KG
	OT29-SO-J09A1-04-0001	SOIL	N	4-Nitrophenol	71 U	18	71	350	UG/KG
	OT29-SO-J09A1-04-0001	SOIL	N	Acenaphthene	3.5 U	0.81	3.5	7.1	UG/KG
	OT29-SO-J09A1-04-0001	SOIL	N	Acenaphthylene	1.8 U	0.37	1.8	7.1	UG/KG
	OT29-SO-J09A1-04-0001	SOIL	N	Acetophenone	35 U	9.8	35	110	UG/KG
	OT29-SO-J09A1-04-0001	SOIL	N	Anthracene	3.5 U	0.83	3.5	7.1	UG/KG
	OT29-SO-J09A1-04-0001	SOIL	N	Atrazine	35 U	9.7	35	210	UG/KG
	OT29-SO-J09A1-04-0001	SOIL	N	Azobenzene	71 U	21	71	350	UG/KG
	OT29-SO-J09A1-04-0001	SOIL	N	Benzaldehyde	35 U	13	35	110	UG/KG
	OT29-SO-J09A1-04-0001	SOIL	N	Benzo[a]anthracene	3.5 U	0.67	3.5	7.1	UG/KG
	OT29-SO-J09A1-04-0001	SOIL	N	Benzo[a]pyrene	3.5 U	0.68	3.5	7.1	UG/KG
	OT29-SO-J09A1-04-0001	SOIL	N	Benzo[b]fluoranthene	3.5 U	0.63	3.5	7.1	UG/KG
	OT29-SO-J09A1-04-0001	SOIL	N	Benzo[g,h,i]perylene	1.8 U	0.37	1.8	7.1	UG/KG
	OT29-SO-J09A1-04-0001	SOIL	N	Benzo[k]fluoranthene	3.5 U	0.72	3.5	7.1	UG/KG
	OT29-SO-J09A1-04-0001	SOIL	N	Biphenyl	18 U	3.7	18	53	UG/KG
	OT29-SO-J09A1-04-0001	SOIL	N	bis (2-chloroisopropyl) ether	35 U	10	35	110	UG/KG
	OT29-SO-J09A1-04-0001	SOIL	N	Bis(2-chloroethoxy)methane	71 U	23	71	110	UG/KG
	OT29-SO-J09A1-04-0001	SOIL	N	Bis(2-chloroethyl)ether	3.5 U	2.1	3.5	110	UG/KG
	OT29-SO-J09A1-04-0001	SOIL	N	Bis(2-ethylhexyl) phthalate	35 U	20	35	74	UG/KG
	OT29-SO-J09A1-04-0001	SOIL	N	Butyl benzyl phthalate	35 U	11	35	74	UG/KG
	OT29-SO-J09A1-04-0001	SOIL	N	Caprolactam	71 U	39	71	350	UG/KG

Table 3. Summary of Analytical Results for Discrete Soil Samples for the Open Detonation Unit, Kirtland Air Force Base, December 2015

Method	Sample ID	Matrix	QA/QC Type	Analyte	Result*	DL	LOD	LOQ	Units
SW8270C									
	OT29-SO-J09A1-04-0001	SOIL	N	Carbazole	35 U	29	35	53	UG/KG
	OT29-SO-J09A1-04-0001	SOIL	N	Chrysene	3.5 U	1.2	3.5	7.1	UG/KG
	OT29-SO-J09A1-04-0001	SOIL	N	Dibenz(a,h)anthracene	3.5 U	0.7	3.5	7.1	UG/KG
	OT29-SO-J09A1-04-0001	SOIL	N	Dibenzofuran	3.5 U	0.7	3.5	53	UG/KG
	OT29-SO-J09A1-04-0001	SOIL	N	Diethyl phthalate	35 U	17	35	74	UG/KG
	OT29-SO-J09A1-04-0001	SOIL	N	Dimethyl phthalate	35 U	18	35	74	UG/KG
	OT29-SO-J09A1-04-0001	SOIL	N	Di-n-butyl phthalate	200	16	35	74	UG/KG
	OT29-SO-J09A1-04-0001	SOIL	N	Di-n-octyl phthalate	35 U	8.4	35	74	UG/KG
	OT29-SO-J09A1-04-0001	SOIL	N	Fluoranthene	3.5 U	0.58	3.5	7.1	UG/KG
	OT29-SO-J09A1-04-0001	SOIL	N	Fluorene	3.5 U	0.56	3.5	7.1	UG/KG
	OT29-SO-J09A1-04-0001	SOIL	N	Hexachlorobenzene	3.5 U	2.2	3.5	7.1	UG/KG
	OT29-SO-J09A1-04-0001	SOIL	N	Hexachlorobutadiene	35 U	5.9	35	53	UG/KG
	OT29-SO-J09A1-04-0001	SOIL	N	Hexachlorocyclopentadiene	35 U	8.6	35	350	UG/KG
	OT29-SO-J09A1-04-0001	SOIL	N	Hexachloroethane	35 U	9.6	35	53	UG/KG
	OT29-SO-J09A1-04-0001	SOIL	N	Indeno[1,2,3-cd]pyrene	1.8 U	0.37	1.8	7.1	UG/KG
	OT29-SO-J09A1-04-0001	SOIL	N	Isophorone	35 U	14	35	53	UG/KG
	OT29-SO-J09A1-04-0001	SOIL	N	Naphthalene	3.5 U	0.87	3.5	7.1	UG/KG
	OT29-SO-J09A1-04-0001	SOIL	N	Nitrobenzene	3.5 U	2.3	3.5	110	UG/KG
	OT29-SO-J09A1-04-0001	SOIL	N	N-Nitrosodimethylamine	35 U	17	35	110	UG/KG
	OT29-SO-J09A1-04-0001	SOIL	N	N-Nitrosodi-n-propylamine	35 U	6.7	35	53	UG/KG
	OT29-SO-J09A1-04-0001	SOIL	N	N-Nitrosodiphenylamine	35 U	22	35	53	UG/KG
	OT29-SO-J09A1-04-0001	SOIL	N	Pentachlorophenol	35 U	9.7	35	160	UG/KG
	OT29-SO-J09A1-04-1415	SOIL	N	1,2,4,5-Tetrachlorobenzene	34 U	15	34	100	UG/KG

Table 3. Summary of Analytical Results for Discrete Soil Samples for the Open Detonation Unit, Kirtland Air Force Base, December 2015

Method	Sample ID	Matrix	QA/QC Type	Analyte	Result*	DL	LOD	LOQ	Units
SW8270C									
	OT29-SO-J09A1-04-1415	SOIL	N	2,4,5-Trichlorophenol	67 U	25	67	150	UG/KG
	OT29-SO-J09A1-04-1415	SOIL	N	2,4,6-Trichlorophenol	34 U	8.9	34	150	UG/KG
	OT29-SO-J09A1-04-1415	SOIL	N	2,4-Dichlorophenol	67 U	20	67	150	UG/KG
	OT29-SO-J09A1-04-1415	SOIL	N	2,4-Dimethylphenol	67 U	20	67	150	UG/KG
	OT29-SO-J09A1-04-1415	SOIL	N	2,4-Dinitrotoluene	67 U	17	67	200	UG/KG
	OT29-SO-J09A1-04-1415	SOIL	N	2,6-Dichlorophenol	17 U	4	17	200	UG/KG
	OT29-SO-J09A1-04-1415	SOIL	N	2,6-Dinitrotoluene	67 U	21	67	200	UG/KG
	OT29-SO-J09A1-04-1415	SOIL	N	2-Chloronaphthalene	1.7 U	0.45	1.7	50	UG/KG
	OT29-SO-J09A1-04-1415	SOIL	N	2-Chlorophenol	34 U	8.2	34	50	UG/KG
	OT29-SO-J09A1-04-1415	SOIL	N	2-Methylnaphthalene	3.3 U	0.5	3.3	6.7	UG/KG
	OT29-SO-J09A1-04-1415	SOIL	N	2-Methylphenol	67 U	11	67	200	UG/KG
	OT29-SO-J09A1-04-1415	SOIL	N	2-Nitroaniline	34 U	9.1	34	200	UG/KG
	OT29-SO-J09A1-04-1415	SOIL	N	2-Nitrophenol	34 U	8.3	34	50	UG/KG
	OT29-SO-J09A1-04-1415	SOIL	N	3,3'-Dichlorobenzidine	67 U	18	67	100	UG/KG
	OT29-SO-J09A1-04-1415	SOIL	N	3-Methylphenol & 4-Methylphenol	67 U	20	67	400	UG/KG
	OT29-SO-J09A1-04-1415	SOIL	N	3-Nitroaniline	67 U	16	67	200	UG/KG
	OT29-SO-J09A1-04-1415	SOIL	N	4,6-Dinitro-2-methylphenol	34 U	9.2	34	150	UG/KG
	OT29-SO-J09A1-04-1415	SOIL	N	4-Bromophenyl phenyl ether	34 U	13	34	50	UG/KG
	OT29-SO-J09A1-04-1415	SOIL	N	4-Chloro-3-methylphenol	67 U	21	67	150	UG/KG
	OT29-SO-J09A1-04-1415	SOIL	N	4-Chloroaniline	67 U	17	67	150	UG/KG
	OT29-SO-J09A1-04-1415	SOIL	N	4-Chlorophenyl phenyl ether	34 U	13	34	50	UG/KG
	OT29-SO-J09A1-04-1415	SOIL	N	4-Nitroaniline	67 U	26	67	200	UG/KG
	OT29-SO-J09A1-04-1415	SOIL	N	4-Nitrophenol	67 U	17	67	330	UG/KG

Table 3. Summary of Analytical Results for Discrete Soil Samples for the Open Detonation Unit, Kirtland Air Force Base, December 2015

Method	Sample ID	Matrix	QA/QC Type	Analyte	Result*	DL	LOD	LOQ	Units
SW8270C									
	OT29-SO-J09A1-04-1415	SOIL	N	Acenaphthene	3.3 U	0.76	3.3	6.7	UG/KG
	OT29-SO-J09A1-04-1415	SOIL	N	Acenaphthylene	1.7 U	0.35	1.7	6.7	UG/KG
	OT29-SO-J09A1-04-1415	SOIL	N	Acetophenone	34 U	9.2	34	100	UG/KG
	OT29-SO-J09A1-04-1415	SOIL	N	Anthracene	3.3 U	0.78	3.3	6.7	UG/KG
	OT29-SO-J09A1-04-1415	SOIL	N	Atrazine	34 U	9.1	34	200	UG/KG
	OT29-SO-J09A1-04-1415	SOIL	N	Azobenzene	67 U	20	67	330	UG/KG
	OT29-SO-J09A1-04-1415	SOIL	N	Benzaldehyde	34 U	12	34	100	UG/KG
	OT29-SO-J09A1-04-1415	SOIL	N	Benzo[a]anthracene	3.3 U	0.63	3.3	6.7	UG/KG
	OT29-SO-J09A1-04-1415	SOIL	N	Benzo[a]pyrene	3.3 U	0.64	3.3	6.7	UG/KG
	OT29-SO-J09A1-04-1415	SOIL	N	Benzo[b]fluoranthene	3.3 U	0.59	3.3	6.7	UG/KG
	OT29-SO-J09A1-04-1415	SOIL	N	Benzo[g,h,i]perylene	1.7 U	0.35	1.7	6.7	UG/KG
	OT29-SO-J09A1-04-1415	SOIL	N	Benzo[k]fluoranthene	3.3 U	0.68	3.3	6.7	UG/KG
	OT29-SO-J09A1-04-1415	SOIL	N	Biphenyl	17 U	3.5	17	50	UG/KG
	OT29-SO-J09A1-04-1415	SOIL	N	bis (2-chloroisopropyl) ether	34 U	9.5	34	100	UG/KG
	OT29-SO-J09A1-04-1415	SOIL	N	Bis(2-chloroethoxy)methane	67 U	22	67	100	UG/KG
	OT29-SO-J09A1-04-1415	SOIL	N	Bis(2-chloroethyl)ether	3.3 U	2	3.3	100	UG/KG
	OT29-SO-J09A1-04-1415	SOIL	N	Bis(2-ethylhexyl) phthalate	20 U	19	33	70	UG/KG
	OT29-SO-J09A1-04-1415	SOIL	N	Butyl benzyl phthalate	34 U	10	34	70	UG/KG
	OT29-SO-J09A1-04-1415	SOIL	N	Caprolactam	67 U	37	67	330	UG/KG
	OT29-SO-J09A1-04-1415	SOIL	N	Carbazole	34 U	27	34	50	UG/KG
	OT29-SO-J09A1-04-1415	SOIL	N	Chrysene	3.3 U	1.1	3.3	6.7	UG/KG
	OT29-SO-J09A1-04-1415	SOIL	N	Dibenz(a,h)anthracene	3.3 U	0.66	3.3	6.7	UG/KG
	OT29-SO-J09A1-04-1415	SOIL	N	Dibenzofuran	3.3 U	0.66	3.3	50	UG/KG

Table 3. Summary of Analytical Results for Discrete Soil Samples for the Open Detonation Unit, Kirtland Air Force Base, December 2015

Method	Sample ID	Matrix	QA/QC Type	Analyte	Result*	DL	LOD	LOQ	Units
SW8270C									
	OT29-SO-J09A1-04-1415	SOIL	N	Diethyl phthalate	34 U	16	34	70	UG/KG
	OT29-SO-J09A1-04-1415	SOIL	N	Dimethyl phthalate	34 U	17	34	70	UG/KG
	OT29-SO-J09A1-04-1415	SOIL	N	Di-n-butyl phthalate	33 U	15	33	70	UG/KG
	OT29-SO-J09A1-04-1415	SOIL	N	Di-n-octyl phthalate	34 U	7.9	34	70	UG/KG
	OT29-SO-J09A1-04-1415	SOIL	N	Fluoranthene	3.3 U	0.55	3.3	6.7	UG/KG
	OT29-SO-J09A1-04-1415	SOIL	N	Fluorene	3.3 U	0.53	3.3	6.7	UG/KG
	OT29-SO-J09A1-04-1415	SOIL	N	Hexachlorobenzene	3.3 U	2.1	3.3	6.7	UG/KG
	OT29-SO-J09A1-04-1415	SOIL	N	Hexachlorobutadiene	34 U	5.6	34	50	UG/KG
	OT29-SO-J09A1-04-1415	SOIL	N	Hexachlorocyclopentadiene	34 U	8.1	34	330	UG/KG
	OT29-SO-J09A1-04-1415	SOIL	N	Hexachloroethane	34 U	9	34	50	UG/KG
	OT29-SO-J09A1-04-1415	SOIL	N	Indeno[1,2,3-cd]pyrene	1.7 U	0.35	1.7	6.7	UG/KG
	OT29-SO-J09A1-04-1415	SOIL	N	Isophorone	34 U	13	34	50	UG/KG
	OT29-SO-J09A1-04-1415	SOIL	N	Naphthalene	3.3 U	0.82	3.3	6.7	UG/KG
	OT29-SO-J09A1-04-1415	SOIL	N	Nitrobenzene	3.3 U	2.2	3.3	100	UG/KG
	OT29-SO-J09A1-04-1415	SOIL	N	N-Nitrosodimethylamine	34 U	16	34	100	UG/KG
	OT29-SO-J09A1-04-1415	SOIL	N	N-Nitrosodi-n-propylamine	34 U	6.3	34	50	UG/KG
	OT29-SO-J09A1-04-1415	SOIL	N	N-Nitrosodiphenylamine	34 U	21	34	50	UG/KG
	OT29-SO-J09A1-04-1415	SOIL	N	Pentachlorophenol	34 U	9.1	34	150	UG/KG
	OT29-SO-J09A1-05-0001	SOIL	N	1,2,4,5-Tetrachlorobenzene	37 U	16	37	110	UG/KG
	OT29-SO-J09A1-05-0001	SOIL	N	2,4,5-Trichlorophenol	73 U	27	73	160	UG/KG
	OT29-SO-J09A1-05-0001	SOIL	N	2,4,6-Trichlorophenol	37 U	9.8	37	160	UG/KG
	OT29-SO-J09A1-05-0001	SOIL	N	2,4-Dichlorophenol	73 U	22	73	160	UG/KG
	OT29-SO-J09A1-05-0001	SOIL	N	2,4-Dimethylphenol	73 U	22	73	160	UG/KG

Table 3. Summary of Analytical Results for Discrete Soil Samples for the Open Detonation Unit, Kirtland Air Force Base, December 2015

Method	Sample ID	Matrix	QA/QC Type	Analyte	Result*	DL	LOD	LOQ	Units
SW8270C									
	OT29-SO-J09A1-05-0001	SOIL	N	2,4-Dinitrotoluene	73 U	19	73	220	UG/KG
	OT29-SO-J09A1-05-0001	SOIL	N	2,6-Dichlorophenol	18 U	4.4	18	220	UG/KG
	OT29-SO-J09A1-05-0001	SOIL	N	2,6-Dinitrotoluene	73 U	23	73	220	UG/KG
	OT29-SO-J09A1-05-0001	SOIL	N	2-Chloronaphthalene	1.8 U	0.49	1.8	55	UG/KG
	OT29-SO-J09A1-05-0001	SOIL	N	2-Chlorophenol	37 U	9	37	55	UG/KG
	OT29-SO-J09A1-05-0001	SOIL	N	2-Methylnaphthalene	3.6 U	0.55	3.6	7.3	UG/KG
	OT29-SO-J09A1-05-0001	SOIL	N	2-Methylphenol	73 U	12	73	220	UG/KG
	OT29-SO-J09A1-05-0001	SOIL	N	2-Nitroaniline	37 U	10	37	220	UG/KG
	OT29-SO-J09A1-05-0001	SOIL	N	2-Nitrophenol	37 U	9.1	37	55	UG/KG
	OT29-SO-J09A1-05-0001	SOIL	N	3,3'-Dichlorobenzidine	73 U	20	73	110	UG/KG
	OT29-SO-J09A1-05-0001	SOIL	N	3-Methylphenol & 4-Methylphenol	73 U	22	73	440	UG/KG
	OT29-SO-J09A1-05-0001	SOIL	N	3-Nitroaniline	73 U	18	73	220	UG/KG
	OT29-SO-J09A1-05-0001	SOIL	N	4,6-Dinitro-2-methylphenol	37 U	10	37	160	UG/KG
	OT29-SO-J09A1-05-0001	SOIL	N	4-Bromophenyl phenyl ether	37 U	14	37	55	UG/KG
	OT29-SO-J09A1-05-0001	SOIL	N	4-Chloro-3-methylphenol	73 U	23	73	160	UG/KG
	OT29-SO-J09A1-05-0001	SOIL	N	4-Chloroaniline	73 U	19	73	160	UG/KG
	OT29-SO-J09A1-05-0001	SOIL	N	4-Chlorophenyl phenyl ether	37 U	14	37	55	UG/KG
	OT29-SO-J09A1-05-0001	SOIL	N	4-Nitroaniline	73 U	29	73	220	UG/KG
	OT29-SO-J09A1-05-0001	SOIL	N	4-Nitrophenol	73 U	19	73	360	UG/KG
	OT29-SO-J09A1-05-0001	SOIL	N	Acenaphthene	3.6 U	0.83	3.6	7.3	UG/KG
	OT29-SO-J09A1-05-0001	SOIL	N	Acenaphthylene	1.8 U	0.38	1.8	7.3	UG/KG
	OT29-SO-J09A1-05-0001	SOIL	N	Acetophenone	37 U	10	37	110	UG/KG
	OT29-SO-J09A1-05-0001	SOIL	N	Anthracene	3.6 U	0.86	3.6	7.3	UG/KG

Table 3. Summary of Analytical Results for Discrete Soil Samples for the Open Detonation Unit, Kirtland Air Force Base, December 2015

Method	Sample ID	Matrix	QA/QC Type	Analyte	Result*	DL	LOD	LOQ	Units
SW8270C									
	OT29-SO-J09A1-05-0001	SOIL	N	Atrazine	37 U	10	37	220	UG/KG
	OT29-SO-J09A1-05-0001	SOIL	N	Azobenzene	73 U	22	73	360	UG/KG
	OT29-SO-J09A1-05-0001	SOIL	N	Benzaldehyde	37 U	13	37	110	UG/KG
	OT29-SO-J09A1-05-0001	SOIL	N	Benzo[a]anthracene	3.6 U	0.69	3.6	7.3	UG/KG
	OT29-SO-J09A1-05-0001	SOIL	N	Benzo[a]pyrene	3.6 U	0.7	3.6	7.3	UG/KG
	OT29-SO-J09A1-05-0001	SOIL	N	Benzo[b]fluoranthene	3.6 U	0.65	3.6	7.3	UG/KG
	OT29-SO-J09A1-05-0001	SOIL	N	Benzo[g,h,i]perylene	1.8 U	0.38	1.8	7.3	UG/KG
	OT29-SO-J09A1-05-0001	SOIL	N	Benzo[k]fluoranthene	3.6 U	0.75	3.6	7.3	UG/KG
	OT29-SO-J09A1-05-0001	SOIL	N	Biphenyl	18 U	3.8	18	55	UG/KG
	OT29-SO-J09A1-05-0001	SOIL	N	bis (2-chloroisopropyl) ether	37 U	10	37	110	UG/KG
	OT29-SO-J09A1-05-0001	SOIL	N	Bis(2-chloroethoxy)methane	73 U	24	73	110	UG/KG
	OT29-SO-J09A1-05-0001	SOIL	N	Bis(2-chloroethyl)ether	3.6 U	2.2	3.6	110	UG/KG
	OT29-SO-J09A1-05-0001	SOIL	N	Bis(2-ethylhexyl) phthalate	21 U	21	36	76	UG/KG
	OT29-SO-J09A1-05-0001	SOIL	N	Butyl benzyl phthalate	37 U	11	37	77	UG/KG
	OT29-SO-J09A1-05-0001	SOIL	N	Caprolactam	73 U	41	73	360	UG/KG
	OT29-SO-J09A1-05-0001	SOIL	N	Carbazole	37 U	30	37	55	UG/KG
	OT29-SO-J09A1-05-0001	SOIL	N	Chrysene	3.6 U	1.2	3.6	7.3	UG/KG
	OT29-SO-J09A1-05-0001	SOIL	N	Dibenz(a,h)anthracene	3.6 U	0.72	3.6	7.3	UG/KG
	OT29-SO-J09A1-05-0001	SOIL	N	Dibenzofuran	3.6 U	0.72	3.6	55	UG/KG
	OT29-SO-J09A1-05-0001	SOIL	N	Diethyl phthalate	37 U	18	37	77	UG/KG
	OT29-SO-J09A1-05-0001	SOIL	N	Dimethyl phthalate	37 U	19	37	77	UG/KG
	OT29-SO-J09A1-05-0001	SOIL	N	Di-n-butyl phthalate	36 UJ	16	36	76	UG/KG
	OT29-SO-J09A1-05-0001	SOIL	N	Di-n-octyl phthalate	37 U	8.7	37	77	UG/KG

Table 3. Summary of Analytical Results for Discrete Soil Samples for the Open Detonation Unit, Kirtland Air Force Base, December 2015

Method	Sample ID	Matrix	QA/QC Type	Analyte	Result*	DL	LOD	LOQ	Units
SW8270C									
	OT29-SO-J09A1-05-0001	SOIL	N	Fluoranthene	3.6 U	0.6	3.6	7.3	UG/KG
	OT29-SO-J09A1-05-0001	SOIL	N	Fluorene	3.6 U	0.58	3.6	7.3	UG/KG
	OT29-SO-J09A1-05-0001	SOIL	N	Hexachlorobenzene	3.6 U	2.3	3.6	7.3	UG/KG
	OT29-SO-J09A1-05-0001	SOIL	N	Hexachlorobutadiene	37 U	6.1	37	55	UG/KG
	OT29-SO-J09A1-05-0001	SOIL	N	Hexachlorocyclopentadiene	37 U	8.9	37	360	UG/KG
	OT29-SO-J09A1-05-0001	SOIL	N	Hexachloroethane	37 U	9.9	37	55	UG/KG
	OT29-SO-J09A1-05-0001	SOIL	N	Indeno[1,2,3-cd]pyrene	1.8 U	0.38	1.8	7.3	UG/KG
	OT29-SO-J09A1-05-0001	SOIL	N	Isophorone	37 U	14	37	55	UG/KG
	OT29-SO-J09A1-05-0001	SOIL	N	Naphthalene	3.6 U	0.9	3.6	7.3	UG/KG
	OT29-SO-J09A1-05-0001	SOIL	N	Nitrobenzene	3.6 U	2.4	3.6	110	UG/KG
	OT29-SO-J09A1-05-0001	SOIL	N	N-Nitrosodimethylamine	37 U	18	37	110	UG/KG
	OT29-SO-J09A1-05-0001	SOIL	N	N-Nitrosodi-n-propylamine	37 U	6.9	37	55	UG/KG
	OT29-SO-J09A1-05-0001	SOIL	N	N-Nitrosodiphenylamine	46 J	23	37	55	UG/KG
	OT29-SO-J09A1-05-0001	SOIL	N	Pentachlorophenol	37 U	10	37	160	UG/KG
	OT29-SO-J09A1-05-1415	SOIL	N	1,2,4,5-Tetrachlorobenzene	34 U	15	34	100	UG/KG
	OT29-SO-J09A1-05-1415	SOIL	N	2,4,5-Trichlorophenol	67 U	25	67	150	UG/KG
	OT29-SO-J09A1-05-1415	SOIL	N	2,4,6-Trichlorophenol	34 U	9	34	150	UG/KG
	OT29-SO-J09A1-05-1415	SOIL	N	2,4-Dichlorophenol	67 U	20	67	150	UG/KG
	OT29-SO-J09A1-05-1415	SOIL	N	2,4-Dimethylphenol	67 U	20	67	150	UG/KG
	OT29-SO-J09A1-05-1415	SOIL	N	2,4-Dinitrotoluene	67 U	17	67	200	UG/KG
	OT29-SO-J09A1-05-1415	SOIL	N	2,6-Dichlorophenol	17 U	4	17	200	UG/KG
	OT29-SO-J09A1-05-1415	SOIL	N	2,6-Dinitrotoluene	67 U	21	67	200	UG/KG
	OT29-SO-J09A1-05-1415	SOIL	N	2-Chloronaphthalene	1.7 U	0.45	1.7	50	UG/KG

Table 3. Summary of Analytical Results for Discrete Soil Samples for the Open Detonation Unit, Kirtland Air Force Base, December 2015

Method	Sample ID	Matrix	QA/QC Type	Analyte	Result*	DL	LOD	LOQ	Units
SW8270C									
	OT29-SO-J09A1-05-1415	SOIL	N	2-Chlorophenol	34 U	8.2	34	50	UG/KG
	OT29-SO-J09A1-05-1415	SOIL	N	2-Methylnaphthalene	3.3 U	0.5	3.3	6.7	UG/KG
	OT29-SO-J09A1-05-1415	SOIL	N	2-Methylphenol	67 U	11	67	200	UG/KG
	OT29-SO-J09A1-05-1415	SOIL	N	2-Nitroaniline	34 U	9.2	34	200	UG/KG
	OT29-SO-J09A1-05-1415	SOIL	N	2-Nitrophenol	34 U	8.3	34	50	UG/KG
	OT29-SO-J09A1-05-1415	SOIL	N	3,3'-Dichlorobenzidine	67 U	18	67	100	UG/KG
	OT29-SO-J09A1-05-1415	SOIL	N	3-Methylphenol & 4-Methylphenol	67 U	20	67	400	UG/KG
	OT29-SO-J09A1-05-1415	SOIL	N	3-Nitroaniline	67 U	16	67	200	UG/KG
	OT29-SO-J09A1-05-1415	SOIL	N	4,6-Dinitro-2-methylphenol	34 U	9.3	34	150	UG/KG
	OT29-SO-J09A1-05-1415	SOIL	N	4-Bromophenyl phenyl ether	34 U	13	34	50	UG/KG
	OT29-SO-J09A1-05-1415	SOIL	N	4-Chloro-3-methylphenol	67 U	21	67	150	UG/KG
	OT29-SO-J09A1-05-1415	SOIL	N	4-Chloroaniline	67 U	17	67	150	UG/KG
	OT29-SO-J09A1-05-1415	SOIL	N	4-Chlorophenyl phenyl ether	34 U	13	34	50	UG/KG
	OT29-SO-J09A1-05-1415	SOIL	N	4-Nitroaniline	67 U	26	67	200	UG/KG
	OT29-SO-J09A1-05-1415	SOIL	N	4-Nitrophenol	67 U	17	67	330	UG/KG
	OT29-SO-J09A1-05-1415	SOIL	N	Acenaphthene	3.3 U	0.76	3.3	6.7	UG/KG
	OT29-SO-J09A1-05-1415	SOIL	N	Acenaphthylene	1.7 U	0.35	1.7	6.7	UG/KG
	OT29-SO-J09A1-05-1415	SOIL	N	Acetophenone	34 U	9.3	34	100	UG/KG
	OT29-SO-J09A1-05-1415	SOIL	N	Anthracene	3.3 U	0.78	3.3	6.7	UG/KG
	OT29-SO-J09A1-05-1415	SOIL	N	Atrazine	34 U	9.2	34	200	UG/KG
	OT29-SO-J09A1-05-1415	SOIL	N	Azobenzene	67 U	20	67	330	UG/KG
	OT29-SO-J09A1-05-1415	SOIL	N	Benzaldehyde	34 U	12	34	100	UG/KG
	OT29-SO-J09A1-05-1415	SOIL	N	Benzo[a]anthracene	3.3 U	0.63	3.3	6.7	UG/KG

Table 3. Summary of Analytical Results for Discrete Soil Samples for the Open Detonation Unit, Kirtland Air Force Base, December 2015

Method	Sample ID	Matrix	QA/QC Type	Analyte	Result*	DL	LOD	LOQ	Units
SW8270C									
	OT29-SO-J09A1-05-1415	SOIL	N	Benzo[a]pyrene	3.3 U	0.64	3.3	6.7	UG/KG
	OT29-SO-J09A1-05-1415	SOIL	N	Benzo[b]fluoranthene	3.3 U	0.59	3.3	6.7	UG/KG
	OT29-SO-J09A1-05-1415	SOIL	N	Benzo[g,h,i]perylene	1.7 U	0.35	1.7	6.7	UG/KG
	OT29-SO-J09A1-05-1415	SOIL	N	Benzo[k]fluoranthene	3.3 U	0.68	3.3	6.7	UG/KG
	OT29-SO-J09A1-05-1415	SOIL	N	Biphenyl	17 U	3.5	17	50	UG/KG
	OT29-SO-J09A1-05-1415	SOIL	N	bis (2-chloroisopropyl) ether	34 U	9.6	34	100	UG/KG
	OT29-SO-J09A1-05-1415	SOIL	N	Bis(2-chloroethoxy)methane	67 U	22	67	100	UG/KG
	OT29-SO-J09A1-05-1415	SOIL	N	Bis(2-chloroethyl)ether	3.3 U	2	3.3	100	UG/KG
	OT29-SO-J09A1-05-1415	SOIL	N	Bis(2-ethylhexyl) phthalate	27 U	20	34	72	UG/KG
	OT29-SO-J09A1-05-1415	SOIL	N	Butyl benzyl phthalate	34 U	10	34	70	UG/KG
	OT29-SO-J09A1-05-1415	SOIL	N	Caprolactam	67 U	37	67	330	UG/KG
	OT29-SO-J09A1-05-1415	SOIL	N	Carbazole	34 U	27	34	50	UG/KG
	OT29-SO-J09A1-05-1415	SOIL	N	Chrysene	3.3 U	1.1	3.3	6.7	UG/KG
	OT29-SO-J09A1-05-1415	SOIL	N	Dibenz(a,h)anthracene	3.3 U	0.66	3.3	6.7	UG/KG
	OT29-SO-J09A1-05-1415	SOIL	N	Dibenzofuran	3.3 U	0.66	3.3	50	UG/KG
	OT29-SO-J09A1-05-1415	SOIL	N	Diethyl phthalate	34 U	16	34	70	UG/KG
	OT29-SO-J09A1-05-1415	SOIL	N	Dimethyl phthalate	34 U	17	34	70	UG/KG
	OT29-SO-J09A1-05-1415	SOIL	N	Di-n-butyl phthalate	110	15	34	72	UG/KG
	OT29-SO-J09A1-05-1415	SOIL	N	Di-n-octyl phthalate	34 U	7.9	34	70	UG/KG
	OT29-SO-J09A1-05-1415	SOIL	N	Fluoranthene	3.3 U	0.55	3.3	6.7	UG/KG
	OT29-SO-J09A1-05-1415	SOIL	N	Fluorene	3.3 U	0.53	3.3	6.7	UG/KG
	OT29-SO-J09A1-05-1415	SOIL	N	Hexachlorobenzene	3.3 U	2.1	3.3	6.7	UG/KG
	OT29-SO-J09A1-05-1415	SOIL	N	Hexachlorobutadiene	34 U	5.6	34	50	UG/KG

Table 3. Summary of Analytical Results for Discrete Soil Samples for the Open Detonation Unit, Kirtland Air Force Base, December 2015

Method	Sample ID	Matrix	QA/QC Type	Analyte	Result*	DL	LOD	LOQ	Units
SW8270C									
	OT29-SO-J09A1-05-1415	SOIL	N	Hexachlorocyclopentadiene	34 U	8.1	34	330	UG/KG
	OT29-SO-J09A1-05-1415	SOIL	N	Hexachloroethane	34 U	9.1	34	50	UG/KG
	OT29-SO-J09A1-05-1415	SOIL	N	Indeno[1,2,3-cd]pyrene	1.7 U	0.35	1.7	6.7	UG/KG
	OT29-SO-J09A1-05-1415	SOIL	N	Isophorone	34 U	13	34	50	UG/KG
	OT29-SO-J09A1-05-1415	SOIL	N	Naphthalene	3.3 U	0.82	3.3	6.7	UG/KG
	OT29-SO-J09A1-05-1415	SOIL	N	Nitrobenzene	3.3 U	2.2	3.3	100	UG/KG
	OT29-SO-J09A1-05-1415	SOIL	N	N-Nitrosodimethylamine	34 U	16	34	100	UG/KG
	OT29-SO-J09A1-05-1415	SOIL	N	N-Nitrosodi-n-propylamine	34 U	6.3	34	50	UG/KG
	OT29-SO-J09A1-05-1415	SOIL	N	N-Nitrosodiphenylamine	34 U	21	34	50	UG/KG
	OT29-SO-J09A1-05-1415	SOIL	N	Pentachlorophenol	34 U	9.2	34	150	UG/KG
	OT29-SO-J09A1-07-0001	SOIL	N	1,2,4,5-Tetrachlorobenzene	36 U	16	36	110	UG/KG
	OT29-SO-J09A1-07-0001	SOIL	N	2,4,5-Trichlorophenol	71 U	27	71	160	UG/KG
	OT29-SO-J09A1-07-0001	SOIL	N	2,4,6-Trichlorophenol	36 U	9.5	36	160	UG/KG
	OT29-SO-J09A1-07-0001	SOIL	N	2,4-Dichlorophenol	71 U	21	71	160	UG/KG
	OT29-SO-J09A1-07-0001	SOIL	N	2,4-Dimethylphenol	71 U	21	71	160	UG/KG
	OT29-SO-J09A1-07-0001	SOIL	N	2,4-Dinitrotoluene	71 U	18	71	210	UG/KG
	OT29-SO-J09A1-07-0001	SOIL	N	2,6-Dichlorophenol	18 U	4.3	18	210	UG/KG
	OT29-SO-J09A1-07-0001	SOIL	N	2,6-Dinitrotoluene	71 U	22	71	210	UG/KG
	OT29-SO-J09A1-07-0001	SOIL	N	2-Chloronaphthalene	1.8 U	0.48	1.8	53	UG/KG
	OT29-SO-J09A1-07-0001	SOIL	N	2-Chlorophenol	36 U	8.7	36	53	UG/KG
	OT29-SO-J09A1-07-0001	SOIL	N	2-Methylnaphthalene	3.5 U	0.53	3.5	7.1	UG/KG
	OT29-SO-J09A1-07-0001	SOIL	N	2-Methylphenol	71 U	12	71	210	UG/KG
	OT29-SO-J09A1-07-0001	SOIL	N	2-Nitroaniline	36 U	9.7	36	210	UG/KG

Table 3. Summary of Analytical Results for Discrete Soil Samples for the Open Detonation Unit, Kirtland Air Force Base, December 2015

Method	Sample ID	Matrix	QA/QC Type	Analyte	Result*	DL	LOD	LOQ	Units
SW8270C									
	OT29-SO-J09A1-07-0001	SOIL	N	2-Nitrophenol	36 U	8.8	36	53	UG/KG
	OT29-SO-J09A1-07-0001	SOIL	N	3,3'-Dichlorobenzidine	71 U	19	71	110	UG/KG
	OT29-SO-J09A1-07-0001	SOIL	N	3-Methylphenol & 4-Methylphenol	71 U	21	71	430	UG/KG
	OT29-SO-J09A1-07-0001	SOIL	N	3-Nitroaniline	71 U	17	71	210	UG/KG
	OT29-SO-J09A1-07-0001	SOIL	N	4,6-Dinitro-2-methylphenol	36 U	9.8	36	160	UG/KG
	OT29-SO-J09A1-07-0001	SOIL	N	4-Bromophenyl phenyl ether	36 U	14	36	53	UG/KG
	OT29-SO-J09A1-07-0001	SOIL	N	4-Chloro-3-methylphenol	71 U	22	71	160	UG/KG
	OT29-SO-J09A1-07-0001	SOIL	N	4-Chloroaniline	71 U	18	71	160	UG/KG
	OT29-SO-J09A1-07-0001	SOIL	N	4-Chlorophenyl phenyl ether	36 U	14	36	53	UG/KG
	OT29-SO-J09A1-07-0001	SOIL	N	4-Nitroaniline	71 U	28	71	210	UG/KG
	OT29-SO-J09A1-07-0001	SOIL	N	4-Nitrophenol	71 U	18	71	350	UG/KG
	OT29-SO-J09A1-07-0001	SOIL	N	Acenaphthene	3.5 U	0.81	3.5	7.1	UG/KG
	OT29-SO-J09A1-07-0001	SOIL	N	Acenaphthylene	1.8 U	0.37	1.8	7.1	UG/KG
	OT29-SO-J09A1-07-0001	SOIL	N	Acetophenone	11 U	9.8	36	110	UG/KG
	OT29-SO-J09A1-07-0001	SOIL	N	Anthracene	3.5 U	0.83	3.5	7.1	UG/KG
	OT29-SO-J09A1-07-0001	SOIL	N	Atrazine	36 U	9.7	36	210	UG/KG
	OT29-SO-J09A1-07-0001	SOIL	N	Azobenzene	71 U	21	71	350	UG/KG
	OT29-SO-J09A1-07-0001	SOIL	N	Benzaldehyde	36 U	13	36	110	UG/KG
	OT29-SO-J09A1-07-0001	SOIL	N	Benzo[a]anthracene	3.5 U	0.67	3.5	7.1	UG/KG
	OT29-SO-J09A1-07-0001	SOIL	N	Benzo[a]pyrene	3.5 U	0.68	3.5	7.1	UG/KG
	OT29-SO-J09A1-07-0001	SOIL	N	Benzo[b]fluoranthene	3.5 U	0.63	3.5	7.1	UG/KG
	OT29-SO-J09A1-07-0001	SOIL	N	Benzo[g,h,i]perylene	1.8 U	0.37	1.8	7.1	UG/KG
	OT29-SO-J09A1-07-0001	SOIL	N	Benzo[k]fluoranthene	3.5 U	0.72	3.5	7.1	UG/KG

Table 3. Summary of Analytical Results for Discrete Soil Samples for the Open Detonation Unit, Kirtland Air Force Base, December 2015

Method	Sample ID	Matrix	QA/QC Type	Analyte	Result*	DL	LOD	LOQ	Units
SW8270C									
	OT29-SO-J09A1-07-0001	SOIL	N	Biphenyl	18 U	3.7	18	53	UG/KG
	OT29-SO-J09A1-07-0001	SOIL	N	bis (2-chloroisopropyl) ether	36 U	10	36	110	UG/KG
	OT29-SO-J09A1-07-0001	SOIL	N	Bis(2-chloroethoxy)methane	71 U	23	71	110	UG/KG
	OT29-SO-J09A1-07-0001	SOIL	N	Bis(2-chloroethyl)ether	3.5 U	2.1	3.5	110	UG/KG
	OT29-SO-J09A1-07-0001	SOIL	N	Bis(2-ethylhexyl) phthalate	180 U	100	180	370	UG/KG
	OT29-SO-J09A1-07-0001	SOIL	N	Butyl benzyl phthalate	36 U	11	36	75	UG/KG
	OT29-SO-J09A1-07-0001	SOIL	N	Caprolactam	71 U	39	71	350	UG/KG
	OT29-SO-J09A1-07-0001	SOIL	N	Carbazole	36 U	29	36	53	UG/KG
	OT29-SO-J09A1-07-0001	SOIL	N	Chrysene	3.5 U	1.2	3.5	7.1	UG/KG
	OT29-SO-J09A1-07-0001	SOIL	N	Dibenz(a,h)anthracene	3.5 U	0.7	3.5	7.1	UG/KG
	OT29-SO-J09A1-07-0001	SOIL	N	Dibenzofuran	3.5 U	0.7	3.5	53	UG/KG
	OT29-SO-J09A1-07-0001	SOIL	N	Diethyl phthalate	36 U	17	36	75	UG/KG
	OT29-SO-J09A1-07-0001	SOIL	N	Dimethyl phthalate	36 U	18	36	75	UG/KG
	OT29-SO-J09A1-07-0001	SOIL	N	Di-n-butyl phthalate	6800	80	180	370	UG/KG
	OT29-SO-J09A1-07-0001	SOIL	N	Di-n-octyl phthalate	36 U	8.4	36	75	UG/KG
	OT29-SO-J09A1-07-0001	SOIL	N	Fluoranthene	3.5 U	0.59	3.5	7.1	UG/KG
	OT29-SO-J09A1-07-0001	SOIL	N	Fluorene	3.5 U	0.56	3.5	7.1	UG/KG
	OT29-SO-J09A1-07-0001	SOIL	N	Hexachlorobenzene	3.5 U	2.2	3.5	7.1	UG/KG
	OT29-SO-J09A1-07-0001	SOIL	N	Hexachlorobutadiene	36 U	6	36	53	UG/KG
	OT29-SO-J09A1-07-0001	SOIL	N	Hexachlorocyclopentadiene	36 U	8.6	36	350	UG/KG
	OT29-SO-J09A1-07-0001	SOIL	N	Hexachloroethane	36 U	9.6	36	53	UG/KG
	OT29-SO-J09A1-07-0001	SOIL	N	Indeno[1,2,3-cd]pyrene	1.8 U	0.37	1.8	7.1	UG/KG
	OT29-SO-J09A1-07-0001	SOIL	N	Isophorone	36 U	14	36	53	UG/KG

Table 3. Summary of Analytical Results for Discrete Soil Samples for the Open Detonation Unit, Kirtland Air Force Base, December 2015

Method	Sample ID	Matrix	QA/QC Type	Analyte	Result*	DL	LOD	LOQ	Units
SW8270C									
	OT29-SO-J09A1-07-0001	SOIL	N	Naphthalene	3.5 U	0.87	3.5	7.1	UG/KG
	OT29-SO-J09A1-07-0001	SOIL	N	Nitrobenzene	3.5 U	2.3	3.5	110	UG/KG
	OT29-SO-J09A1-07-0001	SOIL	N	N-Nitrosodimethylamine	36 U	17	36	110	UG/KG
	OT29-SO-J09A1-07-0001	SOIL	N	N-Nitrosodi-n-propylamine	36 U	6.7	36	53	UG/KG
	OT29-SO-J09A1-07-0001	SOIL	N	N-Nitrosodiphenylamine	130	22	36	53	UG/KG
	OT29-SO-J09A1-07-0001	SOIL	N	Pentachlorophenol	36 U	9.7	36	160	UG/KG
	OT29-SO-J09A1-07-1415	SOIL	N	1,2,4,5-Tetrachlorobenzene	34 U	15	34	100	UG/KG
	OT29-SO-J09A1-07-1415	SOIL	N	2,4,5-Trichlorophenol	69 U	26	69	150	UG/KG
	OT29-SO-J09A1-07-1415	SOIL	N	2,4,6-Trichlorophenol	34 U	9.2	34	150	UG/KG
	OT29-SO-J09A1-07-1415	SOIL	N	2,4-Dichlorophenol	69 U	21	69	150	UG/KG
	OT29-SO-J09A1-07-1415	SOIL	N	2,4-Dimethylphenol	69 U	21	69	150	UG/KG
	OT29-SO-J09A1-07-1415	SOIL	N	2,4-Dinitrotoluene	69 U	18	69	210	UG/KG
	OT29-SO-J09A1-07-1415	SOIL	N	2,6-Dichlorophenol	17 U	4.1	17	210	UG/KG
	OT29-SO-J09A1-07-1415	SOIL	N	2,6-Dinitrotoluene	69 U	22	69	210	UG/KG
	OT29-SO-J09A1-07-1415	SOIL	N	2-Chloronaphthalene	1.7 U	0.46	1.7	52	UG/KG
	OT29-SO-J09A1-07-1415	SOIL	N	2-Chlorophenol	34 U	8.5	34	52	UG/KG
	OT29-SO-J09A1-07-1415	SOIL	N	2-Methylnaphthalene	3.4 U	0.52	3.4	6.9	UG/KG
	OT29-SO-J09A1-07-1415	SOIL	N	2-Methylphenol	69 U	11	69	210	UG/KG
	OT29-SO-J09A1-07-1415	SOIL	N	2-Nitroaniline	34 U	9.4	34	210	UG/KG
	OT29-SO-J09A1-07-1415	SOIL	N	2-Nitrophenol	34 U	8.6	34	52	UG/KG
	OT29-SO-J09A1-07-1415	SOIL	N	3,3'-Dichlorobenzidine	69 U	19	69	100	UG/KG
	OT29-SO-J09A1-07-1415	SOIL	N	3-Methylphenol & 4-Methylphenol	69 U	21	69	410	UG/KG
	OT29-SO-J09A1-07-1415	SOIL	N	3-Nitroaniline	69 U	17	69	210	UG/KG

Table 3. Summary of Analytical Results for Discrete Soil Samples for the Open Detonation Unit, Kirtland Air Force Base, December 2015

Method	Sample ID	Matrix	QA/QC Type	Analyte	Result*	DL	LOD	LOQ	Units
SW8270C									
	OT29-SO-J09A1-07-1415	SOIL	N	4,6-Dinitro-2-methylphenol	34 U	9.5	34	150	UG/KG
	OT29-SO-J09A1-07-1415	SOIL	N	4-Bromophenyl phenyl ether	34 U	13	34	52	UG/KG
	OT29-SO-J09A1-07-1415	SOIL	N	4-Chloro-3-methylphenol	69 U	22	69	150	UG/KG
	OT29-SO-J09A1-07-1415	SOIL	N	4-Chloroaniline	69 U	18	69	150	UG/KG
	OT29-SO-J09A1-07-1415	SOIL	N	4-Chlorophenyl phenyl ether	34 U	13	34	52	UG/KG
	OT29-SO-J09A1-07-1415	SOIL	N	4-Nitroaniline	69 U	27	69	210	UG/KG
	OT29-SO-J09A1-07-1415	SOIL	N	4-Nitrophenol	69 U	18	69	340	UG/KG
	OT29-SO-J09A1-07-1415	SOIL	N	Acenaphthene	3.4 U	0.78	3.4	6.9	UG/KG
	OT29-SO-J09A1-07-1415	SOIL	N	Acenaphthylene	1.7 U	0.36	1.7	6.9	UG/KG
	OT29-SO-J09A1-07-1415	SOIL	N	Acetophenone	34 U	9.5	34	100	UG/KG
	OT29-SO-J09A1-07-1415	SOIL	N	Anthracene	3.4 U	0.8	3.4	6.9	UG/KG
	OT29-SO-J09A1-07-1415	SOIL	N	Atrazine	34 U	9.4	34	210	UG/KG
	OT29-SO-J09A1-07-1415	SOIL	N	Azobenzene	69 U	21	69	340	UG/KG
	OT29-SO-J09A1-07-1415	SOIL	N	Benzaldehyde	34 U	12	34	100	UG/KG
	OT29-SO-J09A1-07-1415	SOIL	N	Benzo[a]anthracene	3.4 U	0.65	3.4	6.9	UG/KG
	OT29-SO-J09A1-07-1415	SOIL	N	Benzo[a]pyrene	3.4 U	0.66	3.4	6.9	UG/KG
	OT29-SO-J09A1-07-1415	SOIL	N	Benzo[b]fluoranthene	3.4 U	0.61	3.4	6.9	UG/KG
	OT29-SO-J09A1-07-1415	SOIL	N	Benzo[g,h,i]perylene	1.7 U	0.36	1.7	6.9	UG/KG
	OT29-SO-J09A1-07-1415	SOIL	N	Benzo[k]fluoranthene	3.4 U	0.7	3.4	6.9	UG/KG
	OT29-SO-J09A1-07-1415	SOIL	N	Biphenyl	17 U	3.6	17	52	UG/KG
	OT29-SO-J09A1-07-1415	SOIL	N	bis (2-chloroisopropyl) ether	34 U	9.8	34	100	UG/KG
	OT29-SO-J09A1-07-1415	SOIL	N	Bis(2-chloroethoxy)methane	69 U	23	69	100	UG/KG
	OT29-SO-J09A1-07-1415	SOIL	N	Bis(2-chloroethyl)ether	3.4 U	2.1	3.4	100	UG/KG

Table 3. Summary of Analytical Results for Discrete Soil Samples for the Open Detonation Unit, Kirtland Air Force Base, December 2015

Method	Sample ID	Matrix	QA/QC Type	Analyte	Result*	DL	LOD	LOQ	Units
SW8270C									
	OT29-SO-J09A1-07-1415	SOIL	N	Bis(2-ethylhexyl) phthalate	34 U	20	34	72	UG/KG
	OT29-SO-J09A1-07-1415	SOIL	N	Butyl benzyl phthalate	34 U	10	34	72	UG/KG
	OT29-SO-J09A1-07-1415	SOIL	N	Caprolactam	69 U	38	69	340	UG/KG
	OT29-SO-J09A1-07-1415	SOIL	N	Carbazole	34 U	28	34	52	UG/KG
	OT29-SO-J09A1-07-1415	SOIL	N	Chrysene	3.4 U	1.1	3.4	6.9	UG/KG
	OT29-SO-J09A1-07-1415	SOIL	N	Dibenz(a,h)anthracene	3.4 U	0.68	3.4	6.9	UG/KG
	OT29-SO-J09A1-07-1415	SOIL	N	Dibenzofuran	3.4 U	0.68	3.4	52	UG/KG
	OT29-SO-J09A1-07-1415	SOIL	N	Diethyl phthalate	34 U	17	34	72	UG/KG
	OT29-SO-J09A1-07-1415	SOIL	N	Dimethyl phthalate	34 U	18	34	72	UG/KG
	OT29-SO-J09A1-07-1415	SOIL	N	Di-n-butyl phthalate	34 U	15	34	72	UG/KG
	OT29-SO-J09A1-07-1415	SOIL	N	Di-n-octyl phthalate	34 U	8.2	34	72	UG/KG
	OT29-SO-J09A1-07-1415	SOIL	N	Fluoranthene	3.4 U	0.57	3.4	6.9	UG/KG
	OT29-SO-J09A1-07-1415	SOIL	N	Fluorene	3.4 U	0.55	3.4	6.9	UG/KG
	OT29-SO-J09A1-07-1415	SOIL	N	Hexachlorobenzene	3.4 U	2.2	3.4	6.9	UG/KG
	OT29-SO-J09A1-07-1415	SOIL	N	Hexachlorobutadiene	34 U	5.8	34	52	UG/KG
	OT29-SO-J09A1-07-1415	SOIL	N	Hexachlorocyclopentadiene	34 U	8.4	34	340	UG/KG
	OT29-SO-J09A1-07-1415	SOIL	N	Hexachloroethane	34 U	9.3	34	52	UG/KG
	OT29-SO-J09A1-07-1415	SOIL	N	Indeno[1,2,3-cd]pyrene	1.7 U	0.36	1.7	6.9	UG/KG
	OT29-SO-J09A1-07-1415	SOIL	N	Isophorone	34 U	13	34	52	UG/KG
	OT29-SO-J09A1-07-1415	SOIL	N	Naphthalene	3.4 U	0.85	3.4	6.9	UG/KG
	OT29-SO-J09A1-07-1415	SOIL	N	Nitrobenzene	3.4 U	2.3	3.4	100	UG/KG
	OT29-SO-J09A1-07-1415	SOIL	N	N-Nitrosodimethylamine	34 U	17	34	100	UG/KG
	OT29-SO-J09A1-07-1415	SOIL	N	N-Nitrosodi-n-propylamine	34 U	6.5	34	52	UG/KG

Table 3. Summary of Analytical Results for Discrete Soil Samples for the Open Detonation Unit, Kirtland Air Force Base, December 2015

Method	Sample ID	Matrix	QA/QC Type	Analyte	Result*	DL	LOD	LOQ	Units
SW8270C									
	OT29-SO-J09A1-07-1415	SOIL	N	N-Nitrosodiphenylamine	34 U	22	34	52	UG/KG
	OT29-SO-J09A1-07-1415	SOIL	N	Pentachlorophenol	34 U	9.4	34	150	UG/KG
	OT29-SO-J09A1-09-0001	SOIL	N	1,2,4,5-Tetrachlorobenzene	36 U	16	36	110	UG/KG
	OT29-SO-J09A1-09-0001	SOIL	N	2,4,5-Trichlorophenol	72 U	27	72	160	UG/KG
	OT29-SO-J09A1-09-0001	SOIL	N	2,4,6-Trichlorophenol	36 U	9.6	36	160	UG/KG
	OT29-SO-J09A1-09-0001	SOIL	N	2,4-Dichlorophenol	72 U	22	72	160	UG/KG
	OT29-SO-J09A1-09-0001	SOIL	N	2,4-Dimethylphenol	72 U	22	72	160	UG/KG
	OT29-SO-J09A1-09-0001	SOIL	N	2,4-Dinitrotoluene	72 U	18	72	220	UG/KG
	OT29-SO-J09A1-09-0001	SOIL	N	2,6-Dichlorophenol	18 U	4.3	18	220	UG/KG
	OT29-SO-J09A1-09-0001	SOIL	N	2,6-Dinitrotoluene	72 U	23	72	220	UG/KG
	OT29-SO-J09A1-09-0001	SOIL	N	2-Chloronaphthalene	1.8 U	0.48	1.8	54	UG/KG
	OT29-SO-J09A1-09-0001	SOIL	N	2-Chlorophenol	36 U	8.8	36	54	UG/KG
	OT29-SO-J09A1-09-0001	SOIL	N	2-Methylnaphthalene	3.6 U	0.54	3.6	7.2	UG/KG
	OT29-SO-J09A1-09-0001	SOIL	N	2-Methylphenol	72 U	12	72	220	UG/KG
	OT29-SO-J09A1-09-0001	SOIL	N	2-Nitroaniline	36 U	9.8	36	220	UG/KG
	OT29-SO-J09A1-09-0001	SOIL	N	2-Nitrophenol	36 U	8.9	36	54	UG/KG
	OT29-SO-J09A1-09-0001	SOIL	N	3,3'-Dichlorobenzidine	72 U	19	72	110	UG/KG
	OT29-SO-J09A1-09-0001	SOIL	N	3-Methylphenol & 4-Methylphenol	72 U	22	72	430	UG/KG
	OT29-SO-J09A1-09-0001	SOIL	N	3-Nitroaniline	72 U	17	72	220	UG/KG
	OT29-SO-J09A1-09-0001	SOIL	N	4,6-Dinitro-2-methylphenol	36 U	9.9	36	160	UG/KG
	OT29-SO-J09A1-09-0001	SOIL	N	4-Bromophenyl phenyl ether	36 U	14	36	54	UG/KG
	OT29-SO-J09A1-09-0001	SOIL	N	4-Chloro-3-methylphenol	72 U	23	72	160	UG/KG
	OT29-SO-J09A1-09-0001	SOIL	N	4-Chloroaniline	72 U	18	72	160	UG/KG

Table 3. Summary of Analytical Results for Discrete Soil Samples for the Open Detonation Unit, Kirtland Air Force Base, December 2015

Method	Sample ID	Matrix	QA/QC Type	Analyte	Result*	DL	LOD	LOQ	Units
SW8270C									
	OT29-SO-J09A1-09-0001	SOIL	N	4-Chlorophenyl phenyl ether	36 U	14	36	54	UG/KG
	OT29-SO-J09A1-09-0001	SOIL	N	4-Nitroaniline	72 U	28	72	220	UG/KG
	OT29-SO-J09A1-09-0001	SOIL	N	4-Nitrophenol	72 U	18	72	360	UG/KG
	OT29-SO-J09A1-09-0001	SOIL	N	Acenaphthene	3.6 U	0.82	3.6	7.2	UG/KG
	OT29-SO-J09A1-09-0001	SOIL	N	Acenaphthylene	1.8 U	0.38	1.8	7.2	UG/KG
	OT29-SO-J09A1-09-0001	SOIL	N	Acetophenone	36 U	9.9	36	110	UG/KG
	OT29-SO-J09A1-09-0001	SOIL	N	Anthracene	3.6 U	0.84	3.6	7.2	UG/KG
	OT29-SO-J09A1-09-0001	SOIL	N	Atrazine	36 U	9.8	36	220	UG/KG
	OT29-SO-J09A1-09-0001	SOIL	N	Azobenzene	72 U	22	72	360	UG/KG
	OT29-SO-J09A1-09-0001	SOIL	N	Benzaldehyde	36 U	13	36	110	UG/KG
	OT29-SO-J09A1-09-0001	SOIL	N	Benzo[a]anthracene	3.6 U	0.68	3.6	7.2	UG/KG
	OT29-SO-J09A1-09-0001	SOIL	N	Benzo[a]pyrene	3.6 U	0.69	3.6	7.2	UG/KG
	OT29-SO-J09A1-09-0001	SOIL	N	Benzo[b]fluoranthene	3.6 U	0.64	3.6	7.2	UG/KG
	OT29-SO-J09A1-09-0001	SOIL	N	Benzo[g,h,i]perylene	1.8 U	0.38	1.8	7.2	UG/KG
	OT29-SO-J09A1-09-0001	SOIL	N	Benzo[k]fluoranthene	3.6 U	0.73	3.6	7.2	UG/KG
	OT29-SO-J09A1-09-0001	SOIL	N	Biphenyl	18 U	3.8	18	54	UG/KG
	OT29-SO-J09A1-09-0001	SOIL	N	bis (2-chloroisopropyl) ether	36 U	10	36	110	UG/KG
	OT29-SO-J09A1-09-0001	SOIL	N	Bis(2-chloroethoxy)methane	72 U	24	72	110	UG/KG
	OT29-SO-J09A1-09-0001	SOIL	N	Bis(2-chloroethyl)ether	3.6 U	2.2	3.6	110	UG/KG
	OT29-SO-J09A1-09-0001	SOIL	N	Bis(2-ethylhexyl) phthalate	36 U	21	36	77	UG/KG
	OT29-SO-J09A1-09-0001	SOIL	N	Butyl benzyl phthalate	36 U	11	36	75	UG/KG
	OT29-SO-J09A1-09-0001	SOIL	N	Caprolactam	72 U	40	72	360	UG/KG
	OT29-SO-J09A1-09-0001	SOIL	N	Carbazole	36 U	29	36	54	UG/KG

Table 3. Summary of Analytical Results for Discrete Soil Samples for the Open Detonation Unit, Kirtland Air Force Base, December 2015

Method	Sample ID	Matrix	QA/QC Type	Analyte	Result*	DL	LOD	LOQ	Units
SW8270C									
	OT29-SO-J09A1-09-0001	SOIL	N	Chrysene	3.6 U	1.2	3.6	7.2	UG/KG
	OT29-SO-J09A1-09-0001	SOIL	N	Dibenz(a,h)anthracene	3.6 U	0.71	3.6	7.2	UG/KG
	OT29-SO-J09A1-09-0001	SOIL	N	Dibenzofuran	3.6 U	0.71	3.6	54	UG/KG
	OT29-SO-J09A1-09-0001	SOIL	N	Diethyl phthalate	36 U	17	36	75	UG/KG
	OT29-SO-J09A1-09-0001	SOIL	N	Dimethyl phthalate	36 U	18	36	75	UG/KG
	OT29-SO-J09A1-09-0001	SOIL	N	Di-n-butyl phthalate	36 U	16	36	77	UG/KG
	OT29-SO-J09A1-09-0001	SOIL	N	Di-n-octyl phthalate	36 U	8.5	36	75	UG/KG
	OT29-SO-J09A1-09-0001	SOIL	N	Fluoranthene	3.6 U	0.59	3.6	7.2	UG/KG
	OT29-SO-J09A1-09-0001	SOIL	N	Fluorene	3.6 U	0.57	3.6	7.2	UG/KG
	OT29-SO-J09A1-09-0001	SOIL	N	Hexachlorobenzene	3.6 U	2.3	3.6	7.2	UG/KG
	OT29-SO-J09A1-09-0001	SOIL	N	Hexachlorobutadiene	36 U	6	36	54	UG/KG
	OT29-SO-J09A1-09-0001	SOIL	N	Hexachlorocyclopentadiene	36 U	8.7	36	360	UG/KG
	OT29-SO-J09A1-09-0001	SOIL	N	Hexachloroethane	36 U	9.7	36	54	UG/KG
	OT29-SO-J09A1-09-0001	SOIL	N	Indeno[1,2,3-cd]pyrene	1.8 U	0.38	1.8	7.2	UG/KG
	OT29-SO-J09A1-09-0001	SOIL	N	Isophorone	36 U	14	36	54	UG/KG
	OT29-SO-J09A1-09-0001	SOIL	N	Naphthalene	3.6 U	0.88	3.6	7.2	UG/KG
	OT29-SO-J09A1-09-0001	SOIL	N	Nitrobenzene	3.6 U	2.4	3.6	110	UG/KG
	OT29-SO-J09A1-09-0001	SOIL	N	N-Nitrosodimethylamine	36 U	17	36	110	UG/KG
	OT29-SO-J09A1-09-0001	SOIL	N	N-Nitrosodi-n-propylamine	36 U	6.8	36	54	UG/KG
	OT29-SO-J09A1-09-0001	SOIL	N	N-Nitrosodiphenylamine	36 U	23	36	54	UG/KG
	OT29-SO-J09A1-09-0001	SOIL	N	Pentachlorophenol	36 U	9.8	36	160	UG/KG
	OT29-SO-J09A1-09-1415	SOIL	N	1,2,4,5-Tetrachlorobenzene	36 U	16	36	110	UG/KG
	OT29-SO-J09A1-09-1415	SOIL	N	2,4,5-Trichlorophenol	72 U	27	72	160	UG/KG

Table 3. Summary of Analytical Results for Discrete Soil Samples for the Open Detonation Unit, Kirtland Air Force Base, December 2015

Method	Sample ID	Matrix	QA/QC Type	Analyte	Result*	DL	LOD	LOQ	Units
SW8270C									
	OT29-SO-J09A1-09-1415	SOIL	N	2,4,6-Trichlorophenol	36 U	9.6	36	160	UG/KG
	OT29-SO-J09A1-09-1415	SOIL	N	2,4-Dichlorophenol	72 U	22	72	160	UG/KG
	OT29-SO-J09A1-09-1415	SOIL	N	2,4-Dimethylphenol	72 U	22	72	160	UG/KG
	OT29-SO-J09A1-09-1415	SOIL	N	2,4-Dinitrotoluene	72 U	18	72	220	UG/KG
	OT29-SO-J09A1-09-1415	SOIL	N	2,6-Dichlorophenol	18 U	4.3	18	220	UG/KG
	OT29-SO-J09A1-09-1415	SOIL	N	2,6-Dinitrotoluene	72 U	23	72	220	UG/KG
	OT29-SO-J09A1-09-1415	SOIL	N	2-Chloronaphthalene	1.8 U	0.48	1.8	54	UG/KG
	OT29-SO-J09A1-09-1415	SOIL	N	2-Chlorophenol	36 U	8.8	36	54	UG/KG
	OT29-SO-J09A1-09-1415	SOIL	N	2-Methylnaphthalene	3.5 U	0.54	3.5	7.2	UG/KG
	OT29-SO-J09A1-09-1415	SOIL	N	2-Methylphenol	72 U	12	72	220	UG/KG
	OT29-SO-J09A1-09-1415	SOIL	N	2-Nitroaniline	36 U	9.8	36	220	UG/KG
	OT29-SO-J09A1-09-1415	SOIL	N	2-Nitrophenol	36 U	8.9	36	54	UG/KG
	OT29-SO-J09A1-09-1415	SOIL	N	3,3'-Dichlorobenzidine	72 U	19	72	110	UG/KG
	OT29-SO-J09A1-09-1415	SOIL	N	3-Methylphenol & 4-Methylphenol	72 U	22	72	430	UG/KG
	OT29-SO-J09A1-09-1415	SOIL	N	3-Nitroaniline	72 U	17	72	220	UG/KG
	OT29-SO-J09A1-09-1415	SOIL	N	4,6-Dinitro-2-methylphenol	36 U	9.9	36	160	UG/KG
	OT29-SO-J09A1-09-1415	SOIL	N	4-Bromophenyl phenyl ether	36 U	14	36	54	UG/KG
	OT29-SO-J09A1-09-1415	SOIL	N	4-Chloro-3-methylphenol	72 U	23	72	160	UG/KG
	OT29-SO-J09A1-09-1415	SOIL	N	4-Chloroaniline	72 U	18	72	160	UG/KG
	OT29-SO-J09A1-09-1415	SOIL	N	4-Chlorophenyl phenyl ether	36 U	14	36	54	UG/KG
	OT29-SO-J09A1-09-1415	SOIL	N	4-Nitroaniline	72 U	28	72	220	UG/KG
	OT29-SO-J09A1-09-1415	SOIL	N	4-Nitrophenol	72 U	18	72	350	UG/KG
	OT29-SO-J09A1-09-1415	SOIL	N	Acenaphthene	3.5 U	0.82	3.5	7.2	UG/KG

Table 3. Summary of Analytical Results for Discrete Soil Samples for the Open Detonation Unit, Kirtland Air Force Base, December 2015

Method	Sample ID	Matrix	QA/QC Type	Analyte	Result*	DL	LOD	LOQ	Units
SW8270C									
	OT29-SO-J09A1-09-1415	SOIL	N	Acenaphthylene	1.8 U	0.38	1.8	7.2	UG/KG
	OT29-SO-J09A1-09-1415	SOIL	N	Acetophenone	36 U	9.9	36	110	UG/KG
	OT29-SO-J09A1-09-1415	SOIL	N	Anthracene	3.5 U	0.84	3.5	7.2	UG/KG
	OT29-SO-J09A1-09-1415	SOIL	N	Atrazine	36 U	9.8	36	220	UG/KG
	OT29-SO-J09A1-09-1415	SOIL	N	Azobenzene	72 U	22	72	350	UG/KG
	OT29-SO-J09A1-09-1415	SOIL	N	Benzaldehyde	36 U	13	36	110	UG/KG
	OT29-SO-J09A1-09-1415	SOIL	N	Benzo[a]anthracene	3.5 U	0.68	3.5	7.2	UG/KG
	OT29-SO-J09A1-09-1415	SOIL	N	Benzo[a]pyrene	3.5 U	0.69	3.5	7.2	UG/KG
	OT29-SO-J09A1-09-1415	SOIL	N	Benzo[b]fluoranthene	3.5 U	0.63	3.5	7.2	UG/KG
	OT29-SO-J09A1-09-1415	SOIL	N	Benzo[g,h,i]perylene	1.8 U	0.38	1.8	7.2	UG/KG
	OT29-SO-J09A1-09-1415	SOIL	N	Benzo[k]fluoranthene	3.5 U	0.73	3.5	7.2	UG/KG
	OT29-SO-J09A1-09-1415	SOIL	N	Biphenyl	18 U	3.8	18	54	UG/KG
	OT29-SO-J09A1-09-1415	SOIL	N	bis (2-chloroisopropyl) ether	36 U	10	36	110	UG/KG
	OT29-SO-J09A1-09-1415	SOIL	N	Bis(2-chloroethoxy)methane	72 U	24	72	110	UG/KG
	OT29-SO-J09A1-09-1415	SOIL	N	Bis(2-chloroethyl)ether	3.5 U	2.2	3.5	110	UG/KG
	OT29-SO-J09A1-09-1415	SOIL	N	Bis(2-ethylhexyl) phthalate	36 U	20	36	75	UG/KG
	OT29-SO-J09A1-09-1415	SOIL	N	Butyl benzyl phthalate	36 U	11	36	75	UG/KG
	OT29-SO-J09A1-09-1415	SOIL	N	Caprolactam	72 U	40	72	350	UG/KG
	OT29-SO-J09A1-09-1415	SOIL	N	Carbazole	36 U	29	36	54	UG/KG
	OT29-SO-J09A1-09-1415	SOIL	N	Chrysene	3.5 U	1.2	3.5	7.2	UG/KG
	OT29-SO-J09A1-09-1415	SOIL	N	Dibenz(a,h)anthracene	3.5 U	0.71	3.5	7.2	UG/KG
	OT29-SO-J09A1-09-1415	SOIL	N	Dibenzofuran	3.5 U	0.71	3.5	54	UG/KG
	OT29-SO-J09A1-09-1415	SOIL	N	Diethyl phthalate	36 U	17	36	75	UG/KG

Table 3. Summary of Analytical Results for Discrete Soil Samples for the Open Detonation Unit, Kirtland Air Force Base, December 2015

Method	Sample ID	Matrix	QA/QC Type	Analyte	Result*	DL	LOD	LOQ	Units
SW8270C									
	OT29-SO-J09A1-09-1415	SOIL	N	Dimethyl phthalate	36 U	18	36	75	UG/KG
	OT29-SO-J09A1-09-1415	SOIL	N	Di-n-butyl phthalate	36 U	16	36	75	UG/KG
	OT29-SO-J09A1-09-1415	SOIL	N	Di-n-octyl phthalate	36 U	8.5	36	75	UG/KG
	OT29-SO-J09A1-09-1415	SOIL	N	Fluoranthene	3.5 U	0.59	3.5	7.2	UG/KG
	OT29-SO-J09A1-09-1415	SOIL	N	Fluorene	3.5 U	0.57	3.5	7.2	UG/KG
	OT29-SO-J09A1-09-1415	SOIL	N	Hexachlorobenzene	3.5 U	2.3	3.5	7.2	UG/KG
	OT29-SO-J09A1-09-1415	SOIL	N	Hexachlorobutadiene	36 U	6	36	54	UG/KG
	OT29-SO-J09A1-09-1415	SOIL	N	Hexachlorocyclopentadiene	36 U	8.7	36	350	UG/KG
	OT29-SO-J09A1-09-1415	SOIL	N	Hexachloroethane	36 U	9.7	36	54	UG/KG
	OT29-SO-J09A1-09-1415	SOIL	N	Indeno[1,2,3-cd]pyrene	1.8 U	0.38	1.8	7.2	UG/KG
	OT29-SO-J09A1-09-1415	SOIL	N	Isophorone	36 U	14	36	54	UG/KG
	OT29-SO-J09A1-09-1415	SOIL	N	Naphthalene	3.5 U	0.88	3.5	7.2	UG/KG
	OT29-SO-J09A1-09-1415	SOIL	N	Nitrobenzene	3.5 U	2.4	3.5	110	UG/KG
	OT29-SO-J09A1-09-1415	SOIL	N	N-Nitrosodimethylamine	36 U	17	36	110	UG/KG
	OT29-SO-J09A1-09-1415	SOIL	N	N-Nitrosodi-n-propylamine	36 U	6.8	36	54	UG/KG
	OT29-SO-J09A1-09-1415	SOIL	N	N-Nitrosodiphenylamine	36 U	23	36	54	UG/KG
	OT29-SO-J09A1-09-1415	SOIL	N	Pentachlorophenol	36 U	9.8	36	160	UG/KG
	OT29-SO-J09A1-11-0001	SOIL	N	1,2,4,5-Tetrachlorobenzene	35 U	16	35	110	UG/KG
	OT29-SO-J09A1-11-0001	SOIL	N	2,4,5-Trichlorophenol	70 U	26	70	160	UG/KG
	OT29-SO-J09A1-11-0001	SOIL	N	2,4,6-Trichlorophenol	35 U	9.4	35	160	UG/KG
	OT29-SO-J09A1-11-0001	SOIL	N	2,4-Dichlorophenol	70 U	21	70	160	UG/KG
	OT29-SO-J09A1-11-0001	SOIL	N	2,4-Dimethylphenol	70 U	21	70	160	UG/KG
	OT29-SO-J09A1-11-0001	SOIL	N	2,4-Dinitrotoluene	70 U	18	70	210	UG/KG

Table 3. Summary of Analytical Results for Discrete Soil Samples for the Open Detonation Unit, Kirtland Air Force Base, December 2015

Method	Sample ID	Matrix	QA/QC Type	Analyte	Result*	DL	LOD	LOQ	Units
SW8270C									
	OT29-SO-J09A1-11-0001	SOIL	N	2,6-Dichlorophenol	18 U	4.2	18	210	UG/KG
	OT29-SO-J09A1-11-0001	SOIL	N	2,6-Dinitrotoluene	70 U	22	70	210	UG/KG
	OT29-SO-J09A1-11-0001	SOIL	N	2-Chloronaphthalene	1.8 U	0.48	1.8	53	UG/KG
	OT29-SO-J09A1-11-0001	SOIL	N	2-Chlorophenol	35 U	8.7	35	53	UG/KG
	OT29-SO-J09A1-11-0001	SOIL	N	2-Methylnaphthalene	3.5 U	0.53	3.5	7	UG/KG
	OT29-SO-J09A1-11-0001	SOIL	N	2-Methylphenol	70 U	12	70	210	UG/KG
	OT29-SO-J09A1-11-0001	SOIL	N	2-Nitroaniline	35 U	9.6	35	210	UG/KG
	OT29-SO-J09A1-11-0001	SOIL	N	2-Nitrophenol	35 U	8.8	35	53	UG/KG
	OT29-SO-J09A1-11-0001	SOIL	N	3,3'-Dichlorobenzidine	70 U	19	70	110	UG/KG
	OT29-SO-J09A1-11-0001	SOIL	N	3-Methylphenol & 4-Methylphenol	70 U	21	70	420	UG/KG
	OT29-SO-J09A1-11-0001	SOIL	N	3-Nitroaniline	70 U	17	70	210	UG/KG
	OT29-SO-J09A1-11-0001	SOIL	N	4,6-Dinitro-2-methylphenol	35 U	9.7	35	160	UG/KG
	OT29-SO-J09A1-11-0001	SOIL	N	4-Bromophenyl phenyl ether	35 U	14	35	53	UG/KG
	OT29-SO-J09A1-11-0001	SOIL	N	4-Chloro-3-methylphenol	70 U	22	70	160	UG/KG
	OT29-SO-J09A1-11-0001	SOIL	N	4-Chloroaniline	70 U	18	70	160	UG/KG
	OT29-SO-J09A1-11-0001	SOIL	N	4-Chlorophenyl phenyl ether	35 U	14	35	53	UG/KG
	OT29-SO-J09A1-11-0001	SOIL	N	4-Nitroaniline	70 U	27	70	210	UG/KG
	OT29-SO-J09A1-11-0001	SOIL	N	4-Nitrophenol	70 U	18	70	350	UG/KG
	OT29-SO-J09A1-11-0001	SOIL	N	Acenaphthene	3.5 U	0.8	3.5	7	UG/KG
	OT29-SO-J09A1-11-0001	SOIL	N	Acenaphthylene	1.8 U	0.37	1.8	7	UG/KG
	OT29-SO-J09A1-11-0001	SOIL	N	Acetophenone	35 U	9.7	35	110	UG/KG
	OT29-SO-J09A1-11-0001	SOIL	N	Anthracene	3.5 U	0.82	3.5	7	UG/KG
	OT29-SO-J09A1-11-0001	SOIL	N	Atrazine	35 U	9.6	35	210	UG/KG

Table 3. Summary of Analytical Results for Discrete Soil Samples for the Open Detonation Unit, Kirtland Air Force Base, December 2015

Method	Sample ID	Matrix	QA/QC Type	Analyte	Result*	DL	LOD	LOQ	Units
SW8270C									
	OT29-SO-J09A1-11-0001	SOIL	N	Azobenzene	70 U	21	70	350	UG/KG
	OT29-SO-J09A1-11-0001	SOIL	N	Benzaldehyde	35 U	13	35	110	UG/KG
	OT29-SO-J09A1-11-0001	SOIL	N	Benzo[a]anthracene	3.5 U	0.67	3.5	7	UG/KG
	OT29-SO-J09A1-11-0001	SOIL	N	Benzo[a]pyrene	3.5 U	0.68	3.5	7	UG/KG
	OT29-SO-J09A1-11-0001	SOIL	N	Benzo[b]fluoranthene	3.5 U	0.62	3.5	7	UG/KG
	OT29-SO-J09A1-11-0001	SOIL	N	Benzo[g,h,i]perylene	1.8 U	0.37	1.8	7	UG/KG
	OT29-SO-J09A1-11-0001	SOIL	N	Benzo[k]fluoranthene	3.5 U	0.72	3.5	7	UG/KG
	OT29-SO-J09A1-11-0001	SOIL	N	Biphenyl	18 U	3.7	18	53	UG/KG
	OT29-SO-J09A1-11-0001	SOIL	N	bis (2-chloroisopropyl) ether	35 U	10	35	110	UG/KG
	OT29-SO-J09A1-11-0001	SOIL	N	Bis(2-chloroethoxy)methane	70 U	23	70	110	UG/KG
	OT29-SO-J09A1-11-0001	SOIL	N	Bis(2-chloroethyl)ether	3.5 U	2.1	3.5	110	UG/KG
	OT29-SO-J09A1-11-0001	SOIL	N	Bis(2-ethylhexyl) phthalate	28 J	21	36	76	UG/KG
	OT29-SO-J09A1-11-0001	SOIL	N	Butyl benzyl phthalate	35 U	11	35	74	UG/KG
	OT29-SO-J09A1-11-0001	SOIL	N	Caprolactam	70 U	39	70	350	UG/KG
	OT29-SO-J09A1-11-0001	SOIL	N	Carbazole	35 U	29	35	53	UG/KG
	OT29-SO-J09A1-11-0001	SOIL	N	Chrysene	3.5 U	1.2	3.5	7	UG/KG
	OT29-SO-J09A1-11-0001	SOIL	N	Dibenz(a,h)anthracene	3.5 U	0.7	3.5	7	UG/KG
	OT29-SO-J09A1-11-0001	SOIL	N	Dibenzofuran	3.5 U	0.7	3.5	53	UG/KG
	OT29-SO-J09A1-11-0001	SOIL	N	Diethyl phthalate	35 U	17	35	74	UG/KG
	OT29-SO-J09A1-11-0001	SOIL	N	Dimethyl phthalate	35 U	18	35	74	UG/KG
	OT29-SO-J09A1-11-0001	SOIL	N	Di-n-butyl phthalate	36 UJ	16	36	76	UG/KG
	OT29-SO-J09A1-11-0001	SOIL	N	Di-n-octyl phthalate	35 U	8.3	35	74	UG/KG
	OT29-SO-J09A1-11-0001	SOIL	N	Fluoranthene	3.5 U	0.58	3.5	7	UG/KG

Table 3. Summary of Analytical Results for Discrete Soil Samples for the Open Detonation Unit, Kirtland Air Force Base, December 2015

Method	Sample ID	Matrix	QA/QC Type	Analyte	Result*	DL	LOD	LOQ	Units
SW8270C									
	OT29-SO-J09A1-11-0001	SOIL	N	Fluorene	3.5 U	0.56	3.5	7	UG/KG
	OT29-SO-J09A1-11-0001	SOIL	N	Hexachlorobenzene	3.5 U	2.2	3.5	7	UG/KG
	OT29-SO-J09A1-11-0001	SOIL	N	Hexachlorobutadiene	35 U	5.9	35	53	UG/KG
	OT29-SO-J09A1-11-0001	SOIL	N	Hexachlorocyclopentadiene	35 U	8.6	35	350	UG/KG
	OT29-SO-J09A1-11-0001	SOIL	N	Hexachloroethane	35 U	9.5	35	53	UG/KG
	OT29-SO-J09A1-11-0001	SOIL	N	Indeno[1,2,3-cd]pyrene	1.8 U	0.37	1.8	7	UG/KG
	OT29-SO-J09A1-11-0001	SOIL	N	Isophorone	35 U	14	35	53	UG/KG
	OT29-SO-J09A1-11-0001	SOIL	N	Naphthalene	3.5 U	0.87	3.5	7	UG/KG
	OT29-SO-J09A1-11-0001	SOIL	N	Nitrobenzene	3.5 U	2.3	3.5	110	UG/KG
	OT29-SO-J09A1-11-0001	SOIL	N	N-Nitrosodimethylamine	35 U	17	35	110	UG/KG
	OT29-SO-J09A1-11-0001	SOIL	N	N-Nitrosodi-n-propylamine	35 U	6.7	35	53	UG/KG
	OT29-SO-J09A1-11-0001	SOIL	N	N-Nitrosodiphenylamine	35 U	22	35	53	UG/KG
	OT29-SO-J09A1-11-0001	SOIL	N	Pentachlorophenol	35 U	9.6	35	160	UG/KG
	OT29-SO-J09A1-11-1415	SOIL	N	1,2,4,5-Tetrachlorobenzene	36 U	16	36	110	UG/KG
	OT29-SO-J09A1-11-1415	SOIL	N	2,4,5-Trichlorophenol	72 U	27	72	160	UG/KG
	OT29-SO-J09A1-11-1415	SOIL	N	2,4,6-Trichlorophenol	36 U	9.6	36	160	UG/KG
	OT29-SO-J09A1-11-1415	SOIL	N	2,4-Dichlorophenol	72 U	22	72	160	UG/KG
	OT29-SO-J09A1-11-1415	SOIL	N	2,4-Dimethylphenol	72 U	22	72	160	UG/KG
	OT29-SO-J09A1-11-1415	SOIL	N	2,4-Dinitrotoluene	72 U	18	72	220	UG/KG
	OT29-SO-J09A1-11-1415	SOIL	N	2,6-Dichlorophenol	18 U	4.3	18	220	UG/KG
	OT29-SO-J09A1-11-1415	SOIL	N	2,6-Dinitrotoluene	72 U	23	72	220	UG/KG
	OT29-SO-J09A1-11-1415	SOIL	N	2-Chloronaphthalene	1.8 U	0.49	1.8	54	UG/KG
	OT29-SO-J09A1-11-1415	SOIL	N	2-Chlorophenol	36 U	8.9	36	54	UG/KG

Table 3. Summary of Analytical Results for Discrete Soil Samples for the Open Detonation Unit, Kirtland Air Force Base, December 2015

Method	Sample ID	Matrix	QA/QC Type	Analyte	Result*	DL	LOD	LOQ	Units
SW8270C									
	OT29-SO-J09A1-11-1415	SOIL	N	2-Methylnaphthalene	3.6 U	0.54	3.6	7.2	UG/KG
	OT29-SO-J09A1-11-1415	SOIL	N	2-Methylphenol	72 U	12	72	220	UG/KG
	OT29-SO-J09A1-11-1415	SOIL	N	2-Nitroaniline	36 U	9.9	36	220	UG/KG
	OT29-SO-J09A1-11-1415	SOIL	N	2-Nitrophenol	36 U	9	36	54	UG/KG
	OT29-SO-J09A1-11-1415	SOIL	N	3,3'-Dichlorobenzidine	72 U	20	72	110	UG/KG
	OT29-SO-J09A1-11-1415	SOIL	N	3-Methylphenol & 4-Methylphenol	72 U	22	72	430	UG/KG
	OT29-SO-J09A1-11-1415	SOIL	N	3-Nitroaniline	72 U	17	72	220	UG/KG
	OT29-SO-J09A1-11-1415	SOIL	N	4,6-Dinitro-2-methylphenol	36 U	10	36	160	UG/KG
	OT29-SO-J09A1-11-1415	SOIL	N	4-Bromophenyl phenyl ether	36 U	14	36	54	UG/KG
	OT29-SO-J09A1-11-1415	SOIL	N	4-Chloro-3-methylphenol	72 U	23	72	160	UG/KG
	OT29-SO-J09A1-11-1415	SOIL	N	4-Chloroaniline	72 U	18	72	160	UG/KG
	OT29-SO-J09A1-11-1415	SOIL	N	4-Chlorophenyl phenyl ether	36 U	14	36	54	UG/KG
	OT29-SO-J09A1-11-1415	SOIL	N	4-Nitroaniline	72 U	28	72	220	UG/KG
	OT29-SO-J09A1-11-1415	SOIL	N	4-Nitrophenol	72 U	18	72	360	UG/KG
	OT29-SO-J09A1-11-1415	SOIL	N	Acenaphthene	3.6 U	0.82	3.6	7.2	UG/KG
	OT29-SO-J09A1-11-1415	SOIL	N	Acenaphthylene	1.8 U	0.38	1.8	7.2	UG/KG
	OT29-SO-J09A1-11-1415	SOIL	N	Acetophenone	36 U	10	36	110	UG/KG
	OT29-SO-J09A1-11-1415	SOIL	N	Anthracene	3.6 U	0.85	3.6	7.2	UG/KG
	OT29-SO-J09A1-11-1415	SOIL	N	Atrazine	36 U	9.9	36	220	UG/KG
	OT29-SO-J09A1-11-1415	SOIL	N	Azobenzene	72 U	22	72	360	UG/KG
	OT29-SO-J09A1-11-1415	SOIL	N	Benzaldehyde	36 U	13	36	110	UG/KG
	OT29-SO-J09A1-11-1415	SOIL	N	Benzo[a]anthracene	3.6 U	0.68	3.6	7.2	UG/KG
	OT29-SO-J09A1-11-1415	SOIL	N	Benzo[a]pyrene	3.6 U	0.69	3.6	7.2	UG/KG

Table 3. Summary of Analytical Results for Discrete Soil Samples for the Open Detonation Unit, Kirtland Air Force Base, December 2015

Method	Sample ID	Matrix	QA/QC Type	Analyte	Result*	DL	LOD	LOQ	Units
SW8270C									
	OT29-SO-J09A1-11-1415	SOIL	N	Benzo[b]fluoranthene	3.6 U	0.64	3.6	7.2	UG/KG
	OT29-SO-J09A1-11-1415	SOIL	N	Benzo[g,h,i]perylene	1.8 U	0.38	1.8	7.2	UG/KG
	OT29-SO-J09A1-11-1415	SOIL	N	Benzo[k]fluoranthene	3.6 U	0.74	3.6	7.2	UG/KG
	OT29-SO-J09A1-11-1415	SOIL	N	Biphenyl	18 U	3.8	18	54	UG/KG
	OT29-SO-J09A1-11-1415	SOIL	N	bis (2-chloroisopropyl) ether	36 U	10	36	110	UG/KG
	OT29-SO-J09A1-11-1415	SOIL	N	Bis(2-chloroethoxy)methane	72 U	24	72	110	UG/KG
	OT29-SO-J09A1-11-1415	SOIL	N	Bis(2-chloroethyl)ether	3.6 U	2.2	3.6	110	UG/KG
	OT29-SO-J09A1-11-1415	SOIL	N	Bis(2-ethylhexyl) phthalate	25 U	21	36	76	UG/KG
	OT29-SO-J09A1-11-1415	SOIL	N	Butyl benzyl phthalate	36 U	11	36	76	UG/KG
	OT29-SO-J09A1-11-1415	SOIL	N	Caprolactam	72 U	40	72	360	UG/KG
	OT29-SO-J09A1-11-1415	SOIL	N	Carbazole	36 U	29	36	54	UG/KG
	OT29-SO-J09A1-11-1415	SOIL	N	Chrysene	3.6 U	1.2	3.6	7.2	UG/KG
	OT29-SO-J09A1-11-1415	SOIL	N	Dibenz(a,h)anthracene	3.6 U	0.72	3.6	7.2	UG/KG
	OT29-SO-J09A1-11-1415	SOIL	N	Dibenzofuran	3.6 U	0.72	3.6	54	UG/KG
	OT29-SO-J09A1-11-1415	SOIL	N	Diethyl phthalate	36 U	17	36	76	UG/KG
	OT29-SO-J09A1-11-1415	SOIL	N	Dimethyl phthalate	36 U	18	36	76	UG/KG
	OT29-SO-J09A1-11-1415	SOIL	N	Di-n-butyl phthalate	66 U	16	36	76	UG/KG
	OT29-SO-J09A1-11-1415	SOIL	N	Di-n-octyl phthalate	36 U	8.6	36	76	UG/KG
	OT29-SO-J09A1-11-1415	SOIL	N	Fluoranthene	3.6 U	0.6	3.6	7.2	UG/KG
	OT29-SO-J09A1-11-1415	SOIL	N	Fluorene	3.6 U	0.57	3.6	7.2	UG/KG
	OT29-SO-J09A1-11-1415	SOIL	N	Hexachlorobenzene	3.6 U	2.3	3.6	7.2	UG/KG
	OT29-SO-J09A1-11-1415	SOIL	N	Hexachlorobutadiene	36 U	6.1	36	54	UG/KG
	OT29-SO-J09A1-11-1415	SOIL	N	Hexachlorocyclopentadiene	36 U	8.8	36	360	UG/KG

Table 3. Summary of Analytical Results for Discrete Soil Samples for the Open Detonation Unit, Kirtland Air Force Base, December 2015

Method	Sample ID	Matrix	QA/QC Type	Analyte	Result*	DL	LOD	LOQ	Units
SW8270C									
	OT29-SO-J09A1-11-1415	SOIL	N	Hexachloroethane	36 U	9.8	36	54	UG/KG
	OT29-SO-J09A1-11-1415	SOIL	N	Indeno[1,2,3-cd]pyrene	1.8 U	0.38	1.8	7.2	UG/KG
	OT29-SO-J09A1-11-1415	SOIL	N	Isophorone	36 U	14	36	54	UG/KG
	OT29-SO-J09A1-11-1415	SOIL	N	Naphthalene	3.6 U	0.89	3.6	7.2	UG/KG
	OT29-SO-J09A1-11-1415	SOIL	N	Nitrobenzene	3.6 U	2.4	3.6	110	UG/KG
	OT29-SO-J09A1-11-1415	SOIL	N	N-Nitrosodimethylamine	36 U	17	36	110	UG/KG
	OT29-SO-J09A1-11-1415	SOIL	N	N-Nitrosodi-n-propylamine	36 U	6.8	36	54	UG/KG
	OT29-SO-J09A1-11-1415	SOIL	N	N-Nitrosodiphenylamine	36 U	23	36	54	UG/KG
	OT29-SO-J09A1-11-1415	SOIL	N	Pentachlorophenol	36 U	9.9	36	160	UG/KG
	OT29-SO-J09A1-15-0001	SOIL	N	1,2,4,5-Tetrachlorobenzene	36 U	16	36	110	UG/KG
	OT29-SO-J09A1-15-0001	SOIL	N	2,4,5-Trichlorophenol	72 U	27	72	160	UG/KG
	OT29-SO-J09A1-15-0001	SOIL	N	2,4,6-Trichlorophenol	36 U	9.6	36	160	UG/KG
	OT29-SO-J09A1-15-0001	SOIL	N	2,4-Dichlorophenol	72 U	21	72	160	UG/KG
	OT29-SO-J09A1-15-0001	SOIL	N	2,4-Dimethylphenol	72 U	21	72	160	UG/KG
	OT29-SO-J09A1-15-0001	SOIL	N	2,4-Dinitrotoluene	72 U	18	72	210	UG/KG
	OT29-SO-J09A1-15-0001	SOIL	N	2,6-Dichlorophenol	18 U	4.3	18	210	UG/KG
	OT29-SO-J09A1-15-0001	SOIL	N	2,6-Dinitrotoluene	72 U	23	72	210	UG/KG
	OT29-SO-J09A1-15-0001	SOIL	N	2-Chloronaphthalene	1.8 U	0.48	1.8	54	UG/KG
	OT29-SO-J09A1-15-0001	SOIL	N	2-Chlorophenol	36 U	8.8	36	54	UG/KG
	OT29-SO-J09A1-15-0001	SOIL	N	2-Methylnaphthalene	3.5 U	0.54	3.5	7.2	UG/KG
	OT29-SO-J09A1-15-0001	SOIL	N	2-Methylphenol	72 U	12	72	210	UG/KG
	OT29-SO-J09A1-15-0001	SOIL	N	2-Nitroaniline	36 U	9.8	36	210	UG/KG
	OT29-SO-J09A1-15-0001	SOIL	N	2-Nitrophenol	36 U	8.9	36	54	UG/KG

Table 3. Summary of Analytical Results for Discrete Soil Samples for the Open Detonation Unit, Kirtland Air Force Base, December 2015

Method	Sample ID	Matrix	QA/QC Type	Analyte	Result*	DL	LOD	LOQ	Units
SW8270C									
	OT29-SO-J09A1-15-0001	SOIL	N	3,3'-Dichlorobenzidine	72 U	19	72	110	UG/KG
	OT29-SO-J09A1-15-0001	SOIL	N	3-Methylphenol & 4-Methylphenol	72 U	21	72	430	UG/KG
	OT29-SO-J09A1-15-0001	SOIL	N	3-Nitroaniline	72 U	17	72	210	UG/KG
	OT29-SO-J09A1-15-0001	SOIL	N	4,6-Dinitro-2-methylphenol	36 U	9.9	36	160	UG/KG
	OT29-SO-J09A1-15-0001	SOIL	N	4-Bromophenyl phenyl ether	36 U	14	36	54	UG/KG
	OT29-SO-J09A1-15-0001	SOIL	N	4-Chloro-3-methylphenol	72 U	23	72	160	UG/KG
	OT29-SO-J09A1-15-0001	SOIL	N	4-Chloroaniline	72 U	18	72	160	UG/KG
	OT29-SO-J09A1-15-0001	SOIL	N	4-Chlorophenyl phenyl ether	36 U	14	36	54	UG/KG
	OT29-SO-J09A1-15-0001	SOIL	N	4-Nitroaniline	72 U	28	72	210	UG/KG
	OT29-SO-J09A1-15-0001	SOIL	N	4-Nitrophenol	72 U	18	72	350	UG/KG
	OT29-SO-J09A1-15-0001	SOIL	N	Acenaphthene	3.5 U	0.82	3.5	7.2	UG/KG
	OT29-SO-J09A1-15-0001	SOIL	N	Acenaphthylene	1.8 U	0.38	1.8	7.2	UG/KG
	OT29-SO-J09A1-15-0001	SOIL	N	Acetophenone	36 U	9.9	36	110	UG/KG
	OT29-SO-J09A1-15-0001	SOIL	N	Anthracene	3.5 U	0.84	3.5	7.2	UG/KG
	OT29-SO-J09A1-15-0001	SOIL	N	Atrazine	36 U	9.8	36	210	UG/KG
	OT29-SO-J09A1-15-0001	SOIL	N	Azobenzene	72 U	21	72	350	UG/KG
	OT29-SO-J09A1-15-0001	SOIL	N	Benzaldehyde	36 U	13	36	110	UG/KG
	OT29-SO-J09A1-15-0001	SOIL	N	Benzo[a]anthracene	3.5 U	0.68	3.5	7.2	UG/KG
	OT29-SO-J09A1-15-0001	SOIL	N	Benzo[a]pyrene	3.5 U	0.69	3.5	7.2	UG/KG
	OT29-SO-J09A1-15-0001	SOIL	N	Benzo[b]fluoranthene	3.5 U	0.63	3.5	7.2	UG/KG
	OT29-SO-J09A1-15-0001	SOIL	N	Benzo[g,h,i]perylene	1.8 U	0.38	1.8	7.2	UG/KG
	OT29-SO-J09A1-15-0001	SOIL	N	Benzo[k]fluoranthene	3.5 U	0.73	3.5	7.2	UG/KG
	OT29-SO-J09A1-15-0001	SOIL	N	Biphenyl	18 U	3.8	18	54	UG/KG

Table 3. Summary of Analytical Results for Discrete Soil Samples for the Open Detonation Unit, Kirtland Air Force Base, December 2015

Method	Sample ID	Matrix	QA/QC Type	Analyte	Result*	DL	LOD	LOQ	Units
SW8270C									
	OT29-SO-J09A1-15-0001	SOIL	N	bis (2-chloroisopropyl) ether	36 U	10	36	110	UG/KG
	OT29-SO-J09A1-15-0001	SOIL	N	Bis(2-chloroethoxy)methane	72 U	24	72	110	UG/KG
	OT29-SO-J09A1-15-0001	SOIL	N	Bis(2-chloroethyl)ether	3.5 U	2.1	3.5	110	UG/KG
	OT29-SO-J09A1-15-0001	SOIL	N	Bis(2-ethylhexyl) phthalate	44 U	20	36	75	UG/KG
	OT29-SO-J09A1-15-0001	SOIL	N	Butyl benzyl phthalate	36 U	11	36	75	UG/KG
	OT29-SO-J09A1-15-0001	SOIL	N	Caprolactam	72 U	40	72	350	UG/KG
	OT29-SO-J09A1-15-0001	SOIL	N	Carbazole	36 U	29	36	54	UG/KG
	OT29-SO-J09A1-15-0001	SOIL	N	Chrysene	3.5 U	1.2	3.5	7.2	UG/KG
	OT29-SO-J09A1-15-0001	SOIL	N	Dibenz(a,h)anthracene	3.5 U	0.71	3.5	7.2	UG/KG
	OT29-SO-J09A1-15-0001	SOIL	N	Dibenzofuran	3.5 U	0.71	3.5	54	UG/KG
	OT29-SO-J09A1-15-0001	SOIL	N	Diethyl phthalate	36 U	17	36	75	UG/KG
	OT29-SO-J09A1-15-0001	SOIL	N	Dimethyl phthalate	36 U	18	36	75	UG/KG
	OT29-SO-J09A1-15-0001	SOIL	N	Di-n-butyl phthalate	36 U	16	36	75	UG/KG
	OT29-SO-J09A1-15-0001	SOIL	N	Di-n-octyl phthalate	36 U	8.5	36	75	UG/KG
	OT29-SO-J09A1-15-0001	SOIL	N	Fluoranthene	3.5 U	0.59	3.5	7.2	UG/KG
	OT29-SO-J09A1-15-0001	SOIL	N	Fluorene	3.5 U	0.57	3.5	7.2	UG/KG
	OT29-SO-J09A1-15-0001	SOIL	N	Hexachlorobenzene	3.5 U	2.3	3.5	7.2	UG/KG
	OT29-SO-J09A1-15-0001	SOIL	N	Hexachlorobutadiene	36 U	6	36	54	UG/KG
	OT29-SO-J09A1-15-0001	SOIL	N	Hexachlorocyclopentadiene	36 U	8.7	36	350	UG/KG
	OT29-SO-J09A1-15-0001	SOIL	N	Hexachloroethane	36 U	9.7	36	54	UG/KG
	OT29-SO-J09A1-15-0001	SOIL	N	Indeno[1,2,3-cd]pyrene	1.8 U	0.38	1.8	7.2	UG/KG
	OT29-SO-J09A1-15-0001	SOIL	N	Isophorone	36 U	14	36	54	UG/KG
	OT29-SO-J09A1-15-0001	SOIL	N	Naphthalene	3.6 UJ	0.88	3.6	7.2	UG/KG

Table 3. Summary of Analytical Results for Discrete Soil Samples for the Open Detonation Unit, Kirtland Air Force Base, December 2015

Method	Sample ID	Matrix	QA/QC Type	Analyte	Result*	DL	LOD	LOQ	Units
SW8270C									
	OT29-SO-J09A1-15-0001	SOIL	N	Nitrobenzene	3.5 U	2.4	3.5	110	UG/KG
	OT29-SO-J09A1-15-0001	SOIL	N	N-Nitrosodimethylamine	36 U	17	36	110	UG/KG
	OT29-SO-J09A1-15-0001	SOIL	N	N-Nitrosodi-n-propylamine	36 U	6.8	36	54	UG/KG
	OT29-SO-J09A1-15-0001	SOIL	N	N-Nitrosodiphenylamine	36 U	23	36	54	UG/KG
	OT29-SO-J09A1-15-0001	SOIL	N	Pentachlorophenol	36 U	9.8	36	160	UG/KG
	OT29-SO-J09A1-15-1415	SOIL	N	1,2,4,5-Tetrachlorobenzene	35 U	16	35	100	UG/KG
	OT29-SO-J09A1-15-1415	SOIL	N	2,4,5-Trichlorophenol	69 U	26	69	160	UG/KG
	OT29-SO-J09A1-15-1415	SOIL	N	2,4,6-Trichlorophenol	35 U	9.3	35	160	UG/KG
	OT29-SO-J09A1-15-1415	SOIL	N	2,4-Dichlorophenol	69 U	21	69	160	UG/KG
	OT29-SO-J09A1-15-1415	SOIL	N	2,4-Dimethylphenol	69 U	21	69	160	UG/KG
	OT29-SO-J09A1-15-1415	SOIL	N	2,4-Dinitrotoluene	69 U	18	69	210	UG/KG
	OT29-SO-J09A1-15-1415	SOIL	N	2,6-Dichlorophenol	17 U	4.2	17	210	UG/KG
	OT29-SO-J09A1-15-1415	SOIL	N	2,6-Dinitrotoluene	69 U	22	69	210	UG/KG
	OT29-SO-J09A1-15-1415	SOIL	N	2-Chloronaphthalene	1.7 U	0.47	1.7	52	UG/KG
	OT29-SO-J09A1-15-1415	SOIL	N	2-Chlorophenol	35 U	8.5	35	52	UG/KG
	OT29-SO-J09A1-15-1415	SOIL	N	2-Methylnaphthalene	3.4 U	0.52	3.4	6.9	UG/KG
	OT29-SO-J09A1-15-1415	SOIL	N	2-Methylphenol	69 U	11	69	210	UG/KG
	OT29-SO-J09A1-15-1415	SOIL	N	2-Nitroaniline	35 U	9.5	35	210	UG/KG
	OT29-SO-J09A1-15-1415	SOIL	N	2-Nitrophenol	35 U	8.6	35	52	UG/KG
	OT29-SO-J09A1-15-1415	SOIL	N	3,3'-Dichlorobenzidine	69 U	19	69	100	UG/KG
	OT29-SO-J09A1-15-1415	SOIL	N	3-Methylphenol & 4-Methylphenol	69 U	21	69	420	UG/KG
	OT29-SO-J09A1-15-1415	SOIL	N	3-Nitroaniline	69 U	17	69	210	UG/KG
	OT29-SO-J09A1-15-1415	SOIL	N	4,6-Dinitro-2-methylphenol	35 U	9.6	35	160	UG/KG

Table 3. Summary of Analytical Results for Discrete Soil Samples for the Open Detonation Unit, Kirtland Air Force Base, December 2015

Method	Sample ID	Matrix	QA/QC Type	Analyte	Result*	DL	LOD	LOQ	Units
SW8270C									
	OT29-SO-J09A1-15-1415	SOIL	N	4-Bromophenyl phenyl ether	35 U	14	35	52	UG/KG
	OT29-SO-J09A1-15-1415	SOIL	N	4-Chloro-3-methylphenol	69 U	22	69	160	UG/KG
	OT29-SO-J09A1-15-1415	SOIL	N	4-Chloroaniline	69 U	18	69	160	UG/KG
	OT29-SO-J09A1-15-1415	SOIL	N	4-Chlorophenyl phenyl ether	35 U	14	35	52	UG/KG
	OT29-SO-J09A1-15-1415	SOIL	N	4-Nitroaniline	69 U	27	69	210	UG/KG
	OT29-SO-J09A1-15-1415	SOIL	N	4-Nitrophenol	69 U	18	69	340	UG/KG
	OT29-SO-J09A1-15-1415	SOIL	N	Acenaphthene	3.4 U	0.79	3.4	6.9	UG/KG
	OT29-SO-J09A1-15-1415	SOIL	N	Acenaphthylene	1.7 U	0.36	1.7	6.9	UG/KG
	OT29-SO-J09A1-15-1415	SOIL	N	Acetophenone	35 U	9.6	35	100	UG/KG
	OT29-SO-J09A1-15-1415	SOIL	N	Anthracene	3.4 U	0.81	3.4	6.9	UG/KG
	OT29-SO-J09A1-15-1415	SOIL	N	Atrazine	35 U	9.5	35	210	UG/KG
	OT29-SO-J09A1-15-1415	SOIL	N	Azobenzene	69 U	21	69	340	UG/KG
	OT29-SO-J09A1-15-1415	SOIL	N	Benzaldehyde	35 U	12	35	100	UG/KG
	OT29-SO-J09A1-15-1415	SOIL	N	Benzo[a]anthracene	3.4 U	0.66	3.4	6.9	UG/KG
	OT29-SO-J09A1-15-1415	SOIL	N	Benzo[a]pyrene	3.4 U	0.67	3.4	6.9	UG/KG
	OT29-SO-J09A1-15-1415	SOIL	N	Benzo[b]fluoranthene	3.4 U	0.61	3.4	6.9	UG/KG
	OT29-SO-J09A1-15-1415	SOIL	N	Benzo[g,h,i]perylene	1.7 U	0.36	1.7	6.9	UG/KG
	OT29-SO-J09A1-15-1415	SOIL	N	Benzo[k]fluoranthene	3.4 U	0.71	3.4	6.9	UG/KG
	OT29-SO-J09A1-15-1415	SOIL	N	Biphenyl	17 U	3.6	17	52	UG/KG
	OT29-SO-J09A1-15-1415	SOIL	N	bis (2-chloroisopropyl) ether	35 U	9.9	35	100	UG/KG
	OT29-SO-J09A1-15-1415	SOIL	N	Bis(2-chloroethoxy)methane	69 U	23	69	100	UG/KG
	OT29-SO-J09A1-15-1415	SOIL	N	Bis(2-chloroethyl)ether	3.4 U	2.1	3.4	100	UG/KG
	OT29-SO-J09A1-15-1415	SOIL	N	Bis(2-ethylhexyl) phthalate	35 U	20	35	73	UG/KG

Table 3. Summary of Analytical Results for Discrete Soil Samples for the Open Detonation Unit, Kirtland Air Force Base, December 2015

Method	Sample ID	Matrix	QA/QC Type	Analyte	Result*	DL	LOD	LOQ	Units
SW8270C									
	OT29-SO-J09A1-15-1415	SOIL	N	Butyl benzyl phthalate	35 U	10	35	73	UG/KG
	OT29-SO-J09A1-15-1415	SOIL	N	Caprolactam	69 U	39	69	340	UG/KG
	OT29-SO-J09A1-15-1415	SOIL	N	Carbazole	35 U	28	35	52	UG/KG
	OT29-SO-J09A1-15-1415	SOIL	N	Chrysene	3.4 U	1.1	3.4	6.9	UG/KG
	OT29-SO-J09A1-15-1415	SOIL	N	Dibenz(a,h)anthracene	3.4 U	0.69	3.4	6.9	UG/KG
	OT29-SO-J09A1-15-1415	SOIL	N	Dibenzofuran	3.4 U	0.69	3.4	52	UG/KG
	OT29-SO-J09A1-15-1415	SOIL	N	Diethyl phthalate	35 U	17	35	73	UG/KG
	OT29-SO-J09A1-15-1415	SOIL	N	Dimethyl phthalate	35 U	18	35	73	UG/KG
	OT29-SO-J09A1-15-1415	SOIL	N	Di-n-butyl phthalate	35 U	16	35	73	UG/KG
	OT29-SO-J09A1-15-1415	SOIL	N	Di-n-octyl phthalate	35 U	8.2	35	73	UG/KG
	OT29-SO-J09A1-15-1415	SOIL	N	Fluoranthene	3.4 U	0.57	3.4	6.9	UG/KG
	OT29-SO-J09A1-15-1415	SOIL	N	Fluorene	3.4 U	0.55	3.4	6.9	UG/KG
	OT29-SO-J09A1-15-1415	SOIL	N	Hexachlorobenzene	3.4 U	2.2	3.4	6.9	UG/KG
	OT29-SO-J09A1-15-1415	SOIL	N	Hexachlorobutadiene	35 U	5.8	35	52	UG/KG
	OT29-SO-J09A1-15-1415	SOIL	N	Hexachlorocyclopentadiene	35 U	8.4	35	340	UG/KG
	OT29-SO-J09A1-15-1415	SOIL	N	Hexachloroethane	35 U	9.4	35	52	UG/KG
	OT29-SO-J09A1-15-1415	SOIL	N	Indeno[1,2,3-cd]pyrene	1.7 U	0.36	1.7	6.9	UG/KG
	OT29-SO-J09A1-15-1415	SOIL	N	Isophorone	35 U	14	35	52	UG/KG
	OT29-SO-J09A1-15-1415	SOIL	N	Naphthalene	3.4 U	0.85	3.4	6.9	UG/KG
	OT29-SO-J09A1-15-1415	SOIL	N	Nitrobenzene	3.4 U	2.3	3.4	100	UG/KG
	OT29-SO-J09A1-15-1415	SOIL	N	N-Nitrosodimethylamine	35 U	17	35	100	UG/KG
	OT29-SO-J09A1-15-1415	SOIL	N	N-Nitrosodi-n-propylamine	35 U	6.6	35	52	UG/KG
	OT29-SO-J09A1-15-1415	SOIL	N	N-Nitrosodiphenylamine	35 U	22	35	52	UG/KG

Table 3. Summary of Analytical Results for Discrete Soil Samples for the Open Detonation Unit, Kirtland Air Force Base, December 2015

Method	Sample ID	Matrix	QA/QC Type	Analyte	Result*	DL	LOD	LOQ	Units
SW8270C									
	OT29-SO-J09A1-15-1415	SOIL	N	Pentachlorophenol	35 U	9.5	35	160	UG/KG
	OT29-SO-J09B2-02-0001	SOIL	N	1,2,4,5-Tetrachlorobenzene	36 U	16	36	110	UG/KG
	OT29-SO-J09B2-02-0001	SOIL	N	2,4,5-Trichlorophenol	72 U	27	72	160	UG/KG
	OT29-SO-J09B2-02-0001	SOIL	N	2,4,6-Trichlorophenol	36 U	9.6	36	160	UG/KG
	OT29-SO-J09B2-02-0001	SOIL	N	2,4-Dichlorophenol	72 U	22	72	160	UG/KG
	OT29-SO-J09B2-02-0001	SOIL	N	2,4-Dimethylphenol	72 U	22	72	160	UG/KG
	OT29-SO-J09B2-02-0001	SOIL	N	2,4-Dinitrotoluene	72 U	18	72	220	UG/KG
	OT29-SO-J09B2-02-0001	SOIL	N	2,6-Dichlorophenol	18 U	4.3	18	220	UG/KG
	OT29-SO-J09B2-02-0001	SOIL	N	2,6-Dinitrotoluene	72 U	23	72	220	UG/KG
	OT29-SO-J09B2-02-0001	SOIL	N	2-Chloronaphthalene	1.8 U	0.49	1.8	54	UG/KG
	OT29-SO-J09B2-02-0001	SOIL	N	2-Chlorophenol	36 U	8.8	36	54	UG/KG
	OT29-SO-J09B2-02-0001	SOIL	N	2-Methylnaphthalene	3.6 U	0.54	3.6	7.2	UG/KG
	OT29-SO-J09B2-02-0001	SOIL	N	2-Methylphenol	72 U	12	72	220	UG/KG
	OT29-SO-J09B2-02-0001	SOIL	N	2-Nitroaniline	36 U	9.8	36	220	UG/KG
	OT29-SO-J09B2-02-0001	SOIL	N	2-Nitrophenol	36 U	9	36	54	UG/KG
	OT29-SO-J09B2-02-0001	SOIL	N	3,3'-Dichlorobenzidine	72 U	19	72	110	UG/KG
	OT29-SO-J09B2-02-0001	SOIL	N	3-Methylphenol & 4-Methylphenol	72 U	22	72	430	UG/KG
	OT29-SO-J09B2-02-0001	SOIL	N	3-Nitroaniline	72 U	17	72	220	UG/KG
	OT29-SO-J09B2-02-0001	SOIL	N	4,6-Dinitro-2-methylphenol	36 U	9.9	36	160	UG/KG
	OT29-SO-J09B2-02-0001	SOIL	N	4-Bromophenyl phenyl ether	36 U	14	36	54	UG/KG
	OT29-SO-J09B2-02-0001	SOIL	N	4-Chloro-3-methylphenol	72 U	23	72	160	UG/KG
	OT29-SO-J09B2-02-0001	SOIL	N	4-Chloroaniline	72 U	18	72	160	UG/KG
	OT29-SO-J09B2-02-0001	SOIL	N	4-Chlorophenyl phenyl ether	36 U	14	36	54	UG/KG

Table 3. Summary of Analytical Results for Discrete Soil Samples for the Open Detonation Unit, Kirtland Air Force Base, December 2015

Method	Sample ID	Matrix	QA/QC Type	Analyte	Result*	DL	LOD	LOQ	Units
SW8270C									
	OT29-SO-J09B2-02-0001	SOIL	N	4-Nitroaniline	72 U	28	72	220	UG/KG
	OT29-SO-J09B2-02-0001	SOIL	N	4-Nitrophenol	72 U	18	72	360	UG/KG
	OT29-SO-J09B2-02-0001	SOIL	N	Acenaphthene	3.6 U	0.82	3.6	7.2	UG/KG
	OT29-SO-J09B2-02-0001	SOIL	N	Acenaphthylene	1.8 U	0.38	1.8	7.2	UG/KG
	OT29-SO-J09B2-02-0001	SOIL	N	Acetophenone	36 U	9.9	36	110	UG/KG
	OT29-SO-J09B2-02-0001	SOIL	N	Anthracene	3.6 U	0.84	3.6	7.2	UG/KG
	OT29-SO-J09B2-02-0001	SOIL	N	Atrazine	36 U	9.8	36	220	UG/KG
	OT29-SO-J09B2-02-0001	SOIL	N	Azobenzene	72 U	22	72	360	UG/KG
	OT29-SO-J09B2-02-0001	SOIL	N	Benzaldehyde	36 U	13	36	110	UG/KG
	OT29-SO-J09B2-02-0001	SOIL	N	Benzo[a]anthracene	3.6 U	0.68	3.6	7.2	UG/KG
	OT29-SO-J09B2-02-0001	SOIL	N	Benzo[a]pyrene	3.6 U	0.69	3.6	7.2	UG/KG
	OT29-SO-J09B2-02-0001	SOIL	N	Benzo[b]fluoranthene	3.6 U	0.64	3.6	7.2	UG/KG
	OT29-SO-J09B2-02-0001	SOIL	N	Benzo[g,h,i]perylene	1.8 U	0.38	1.8	7.2	UG/KG
	OT29-SO-J09B2-02-0001	SOIL	N	Benzo[k]fluoranthene	3.6 U	0.73	3.6	7.2	UG/KG
	OT29-SO-J09B2-02-0001	SOIL	N	Biphenyl	18 U	3.8	18	54	UG/KG
	OT29-SO-J09B2-02-0001	SOIL	N	bis (2-chloroisopropyl) ether	36 U	10	36	110	UG/KG
	OT29-SO-J09B2-02-0001	SOIL	N	Bis(2-chloroethoxy)methane	72 U	24	72	110	UG/KG
	OT29-SO-J09B2-02-0001	SOIL	N	Bis(2-chloroethyl)ether	3.6 U	2.2	3.6	110	UG/KG
	OT29-SO-J09B2-02-0001	SOIL	N	Bis(2-ethylhexyl) phthalate	36 U	20	36	76	UG/KG
	OT29-SO-J09B2-02-0001	SOIL	N	Butyl benzyl phthalate	36 U	11	36	76	UG/KG
	OT29-SO-J09B2-02-0001	SOIL	N	Caprolactam	72 U	40	72	360	UG/KG
	OT29-SO-J09B2-02-0001	SOIL	N	Carbazole	36 U	29	36	54	UG/KG
	OT29-SO-J09B2-02-0001	SOIL	N	Chrysene	3.6 U	1.2	3.6	7.2	UG/KG

Table 3. Summary of Analytical Results for Discrete Soil Samples for the Open Detonation Unit, Kirtland Air Force Base, December 2015

Method	Sample ID	Matrix	QA/QC Type	Analyte	Result*	DL	LOD	LOQ	Units
SW8270C									
	OT29-SO-J09B2-02-0001	SOIL	N	Dibenz(a,h)anthracene	3.6 U	0.71	3.6	7.2	UG/KG
	OT29-SO-J09B2-02-0001	SOIL	N	Dibenzofuran	3.6 U	0.71	3.6	54	UG/KG
	OT29-SO-J09B2-02-0001	SOIL	N	Diethyl phthalate	36 U	17	36	76	UG/KG
	OT29-SO-J09B2-02-0001	SOIL	N	Dimethyl phthalate	36 U	18	36	76	UG/KG
	OT29-SO-J09B2-02-0001	SOIL	N	Di-n-butyl phthalate	36 U	16	36	76	UG/KG
	OT29-SO-J09B2-02-0001	SOIL	N	Di-n-octyl phthalate	36 U	8.5	36	76	UG/KG
	OT29-SO-J09B2-02-0001	SOIL	N	Fluoranthene	3.6 U	0.59	3.6	7.2	UG/KG
	OT29-SO-J09B2-02-0001	SOIL	N	Fluorene	3.6 U	0.57	3.6	7.2	UG/KG
	OT29-SO-J09B2-02-0001	SOIL	N	Hexachlorobenzene	3.6 U	2.3	3.6	7.2	UG/KG
	OT29-SO-J09B2-02-0001	SOIL	N	Hexachlorobutadiene	36 U	6	36	54	UG/KG
	OT29-SO-J09B2-02-0001	SOIL	N	Hexachlorocyclopentadiene	36 U	8.7	36	360	UG/KG
	OT29-SO-J09B2-02-0001	SOIL	N	Hexachloroethane	36 U	9.7	36	54	UG/KG
	OT29-SO-J09B2-02-0001	SOIL	N	Indeno[1,2,3-cd]pyrene	1.8 U	0.38	1.8	7.2	UG/KG
	OT29-SO-J09B2-02-0001	SOIL	N	Isophorone	36 U	14	36	54	UG/KG
	OT29-SO-J09B2-02-0001	SOIL	N	Naphthalene	3.6 U	0.88	3.6	7.2	UG/KG
	OT29-SO-J09B2-02-0001	SOIL	N	Nitrobenzene	3.6 U	2.4	3.6	110	UG/KG
	OT29-SO-J09B2-02-0001	SOIL	N	N-Nitrosodimethylamine	36 U	17	36	110	UG/KG
	OT29-SO-J09B2-02-0001	SOIL	N	N-Nitrosodi-n-propylamine	36 U	6.8	36	54	UG/KG
	OT29-SO-J09B2-02-0001	SOIL	N	N-Nitrosodiphenylamine	36 U	23	36	54	UG/KG
	OT29-SO-J09B2-02-0001	SOIL	N	Pentachlorophenol	36 U	9.8	36	160	UG/KG
	OT29-SO-J09B2-02-1415	SOIL	N	1,2,4,5-Tetrachlorobenzene	36 U	16	36	110	UG/KG
	OT29-SO-J09B2-02-1415	SOIL	N	2,4,5-Trichlorophenol	72 U	27	72	160	UG/KG
	OT29-SO-J09B2-02-1415	SOIL	N	2,4,6-Trichlorophenol	36 U	9.6	36	160	UG/KG

Table 3. Summary of Analytical Results for Discrete Soil Samples for the Open Detonation Unit, Kirtland Air Force Base, December 2015

Method	Sample ID	Matrix	QA/QC Type	Analyte	Result*	DL	LOD	LOQ	Units
SW8270C									
	OT29-SO-J09B2-02-1415	SOIL	N	2,4-Dichlorophenol	72 U	21	72	160	UG/KG
	OT29-SO-J09B2-02-1415	SOIL	N	2,4-Dimethylphenol	72 U	21	72	160	UG/KG
	OT29-SO-J09B2-02-1415	SOIL	N	2,4-Dinitrotoluene	72 U	18	72	210	UG/KG
	OT29-SO-J09B2-02-1415	SOIL	N	2,6-Dichlorophenol	18 U	4.3	18	210	UG/KG
	OT29-SO-J09B2-02-1415	SOIL	N	2,6-Dinitrotoluene	72 U	23	72	210	UG/KG
	OT29-SO-J09B2-02-1415	SOIL	N	2-Chloronaphthalene	1.8 U	0.48	1.8	54	UG/KG
	OT29-SO-J09B2-02-1415	SOIL	N	2-Chlorophenol	36 U	8.8	36	54	UG/KG
	OT29-SO-J09B2-02-1415	SOIL	N	2-Methylnaphthalene	3.5 U	0.54	3.5	7.2	UG/KG
	OT29-SO-J09B2-02-1415	SOIL	N	2-Methylphenol	72 U	12	72	210	UG/KG
	OT29-SO-J09B2-02-1415	SOIL	N	2-Nitroaniline	36 U	9.8	36	210	UG/KG
	OT29-SO-J09B2-02-1415	SOIL	N	2-Nitrophenol	36 U	8.9	36	54	UG/KG
	OT29-SO-J09B2-02-1415	SOIL	N	3,3'-Dichlorobenzidine	72 U	19	72	110	UG/KG
	OT29-SO-J09B2-02-1415	SOIL	N	3-Methylphenol & 4-Methylphenol	72 U	21	72	430	UG/KG
	OT29-SO-J09B2-02-1415	SOIL	N	3-Nitroaniline	72 U	17	72	210	UG/KG
	OT29-SO-J09B2-02-1415	SOIL	N	4,6-Dinitro-2-methylphenol	36 U	9.9	36	160	UG/KG
	OT29-SO-J09B2-02-1415	SOIL	N	4-Bromophenyl phenyl ether	36 U	14	36	54	UG/KG
	OT29-SO-J09B2-02-1415	SOIL	N	4-Chloro-3-methylphenol	72 U	23	72	160	UG/KG
	OT29-SO-J09B2-02-1415	SOIL	N	4-Chloroaniline	72 U	18	72	160	UG/KG
	OT29-SO-J09B2-02-1415	SOIL	N	4-Chlorophenyl phenyl ether	36 U	14	36	54	UG/KG
	OT29-SO-J09B2-02-1415	SOIL	N	4-Nitroaniline	72 U	28	72	210	UG/KG
	OT29-SO-J09B2-02-1415	SOIL	N	4-Nitrophenol	72 U	18	72	350	UG/KG
	OT29-SO-J09B2-02-1415	SOIL	N	Acenaphthene	3.5 U	0.82	3.5	7.2	UG/KG
	OT29-SO-J09B2-02-1415	SOIL	N	Acenaphthylene	1.8 U	0.38	1.8	7.2	UG/KG

Table 3. Summary of Analytical Results for Discrete Soil Samples for the Open Detonation Unit, Kirtland Air Force Base, December 2015

Method	Sample ID	Matrix	QA/QC Type	Analyte	Result*	DL	LOD	LOQ	Units
SW8270C									
	OT29-SO-J09B2-02-1415	SOIL	N	Acetophenone	9.9 U	9.9	36	110	UG/KG
	OT29-SO-J09B2-02-1415	SOIL	N	Anthracene	3.5 U	0.84	3.5	7.2	UG/KG
	OT29-SO-J09B2-02-1415	SOIL	N	Atrazine	36 U	9.8	36	210	UG/KG
	OT29-SO-J09B2-02-1415	SOIL	N	Azobenzene	72 U	21	72	350	UG/KG
	OT29-SO-J09B2-02-1415	SOIL	N	Benzaldehyde	36 U	13	36	110	UG/KG
	OT29-SO-J09B2-02-1415	SOIL	N	Benzo[a]anthracene	3.5 U	0.68	3.5	7.2	UG/KG
	OT29-SO-J09B2-02-1415	SOIL	N	Benzo[a]pyrene	3.5 U	0.69	3.5	7.2	UG/KG
	OT29-SO-J09B2-02-1415	SOIL	N	Benzo[b]fluoranthene	3.5 U	0.63	3.5	7.2	UG/KG
	OT29-SO-J09B2-02-1415	SOIL	N	Benzo[g,h,i]perylene	1.8 U	0.38	1.8	7.2	UG/KG
	OT29-SO-J09B2-02-1415	SOIL	N	Benzo[k]fluoranthene	3.5 U	0.73	3.5	7.2	UG/KG
	OT29-SO-J09B2-02-1415	SOIL	N	Biphenyl	18 U	3.8	18	54	UG/KG
	OT29-SO-J09B2-02-1415	SOIL	N	bis (2-chloroisopropyl) ether	36 U	10	36	110	UG/KG
	OT29-SO-J09B2-02-1415	SOIL	N	Bis(2-chloroethoxy)methane	72 U	24	72	110	UG/KG
	OT29-SO-J09B2-02-1415	SOIL	N	Bis(2-chloroethyl)ether	3.5 U	2.1	3.5	110	UG/KG
	OT29-SO-J09B2-02-1415	SOIL	N	Bis(2-ethylhexyl) phthalate	22 U	20	36	75	UG/KG
	OT29-SO-J09B2-02-1415	SOIL	N	Butyl benzyl phthalate	36 U	11	36	75	UG/KG
	OT29-SO-J09B2-02-1415	SOIL	N	Caprolactam	72 U	40	72	350	UG/KG
	OT29-SO-J09B2-02-1415	SOIL	N	Carbazole	36 U	29	36	54	UG/KG
	OT29-SO-J09B2-02-1415	SOIL	N	Chrysene	3.5 U	1.2	3.5	7.2	UG/KG
	OT29-SO-J09B2-02-1415	SOIL	N	Dibenz(a,h)anthracene	3.5 U	0.71	3.5	7.2	UG/KG
	OT29-SO-J09B2-02-1415	SOIL	N	Dibenzofuran	3.5 U	0.71	3.5	54	UG/KG
	OT29-SO-J09B2-02-1415	SOIL	N	Diethyl phthalate	36 U	17	36	75	UG/KG
	OT29-SO-J09B2-02-1415	SOIL	N	Dimethyl phthalate	36 U	18	36	75	UG/KG

Table 3. Summary of Analytical Results for Discrete Soil Samples for the Open Detonation Unit, Kirtland Air Force Base, December 2015

Method	Sample ID	Matrix	QA/QC Type	Analyte	Result*	DL	LOD	LOQ	Units
SW8270C									
	OT29-SO-J09B2-02-1415	SOIL	N	Di-n-butyl phthalate	36 U	16	36	75	UG/KG
	OT29-SO-J09B2-02-1415	SOIL	N	Di-n-octyl phthalate	36 U	8.5	36	75	UG/KG
	OT29-SO-J09B2-02-1415	SOIL	N	Fluoranthene	3.5 U	0.59	3.5	7.2	UG/KG
	OT29-SO-J09B2-02-1415	SOIL	N	Fluorene	3.5 U	0.57	3.5	7.2	UG/KG
	OT29-SO-J09B2-02-1415	SOIL	N	Hexachlorobenzene	3.5 U	2.3	3.5	7.2	UG/KG
	OT29-SO-J09B2-02-1415	SOIL	N	Hexachlorobutadiene	36 U	6	36	54	UG/KG
	OT29-SO-J09B2-02-1415	SOIL	N	Hexachlorocyclopentadiene	36 U	8.7	36	350	UG/KG
	OT29-SO-J09B2-02-1415	SOIL	N	Hexachloroethane	36 U	9.7	36	54	UG/KG
	OT29-SO-J09B2-02-1415	SOIL	N	Indeno[1,2,3-cd]pyrene	1.8 U	0.38	1.8	7.2	UG/KG
	OT29-SO-J09B2-02-1415	SOIL	N	Isophorone	36 U	14	36	54	UG/KG
	OT29-SO-J09B2-02-1415	SOIL	N	Naphthalene	3.5 U	0.88	3.5	7.2	UG/KG
	OT29-SO-J09B2-02-1415	SOIL	N	Nitrobenzene	3.5 U	2.4	3.5	110	UG/KG
	OT29-SO-J09B2-02-1415	SOIL	N	N-Nitrosodimethylamine	36 U	17	36	110	UG/KG
	OT29-SO-J09B2-02-1415	SOIL	N	N-Nitrosodi-n-propylamine	36 U	6.8	36	54	UG/KG
	OT29-SO-J09B2-02-1415	SOIL	N	N-Nitrosodiphenylamine	36 U	23	36	54	UG/KG
	OT29-SO-J09B2-02-1415	SOIL	N	Pentachlorophenol	36 U	9.8	36	160	UG/KG
	OT29-SO-J09B2-04-0001	SOIL	N	1,2,4,5-Tetrachlorobenzene	36 U	16	36	110	UG/KG
	OT29-SO-J09B2-04-0001	SOIL	N	2,4,5-Trichlorophenol	72 U	27	72	160	UG/KG
	OT29-SO-J09B2-04-0001	SOIL	N	2,4,6-Trichlorophenol	36 U	9.6	36	160	UG/KG
	OT29-SO-J09B2-04-0001	SOIL	N	2,4-Dichlorophenol	72 U	22	72	160	UG/KG
	OT29-SO-J09B2-04-0001	SOIL	N	2,4-Dimethylphenol	72 U	22	72	160	UG/KG
	OT29-SO-J09B2-04-0001	SOIL	N	2,4-Dinitrotoluene	72 UJ	18	72	220	UG/KG
	OT29-SO-J09B2-04-0001	SOIL	N	2,6-Dichlorophenol	18 U	4.3	18	220	UG/KG

Table 3. Summary of Analytical Results for Discrete Soil Samples for the Open Detonation Unit, Kirtland Air Force Base, December 2015

Method	Sample ID	Matrix	QA/QC Type	Analyte	Result*	DL	LOD	LOQ	Units
SW8270C									
	OT29-SO-J09B2-04-0001	SOIL	N	2,6-Dinitrotoluene	72 UJ	23	72	220	UG/KG
	OT29-SO-J09B2-04-0001	SOIL	N	2-Chloronaphthalene	1.8 U	0.49	1.8	54	UG/KG
	OT29-SO-J09B2-04-0001	SOIL	N	2-Chlorophenol	36 U	8.9	36	54	UG/KG
	OT29-SO-J09B2-04-0001	SOIL	N	2-Methylnaphthalene	3.6 U	0.54	3.6	7.2	UG/KG
	OT29-SO-J09B2-04-0001	SOIL	N	2-Methylphenol	72 U	12	72	220	UG/KG
	OT29-SO-J09B2-04-0001	SOIL	N	2-Nitroaniline	36 U	9.8	36	220	UG/KG
	OT29-SO-J09B2-04-0001	SOIL	N	2-Nitrophenol	36 U	9	36	54	UG/KG
	OT29-SO-J09B2-04-0001	SOIL	N	3,3'-Dichlorobenzidine	72 U	19	72	110	UG/KG
	OT29-SO-J09B2-04-0001	SOIL	N	3-Methylphenol & 4-Methylphenol	72 U	22	72	430	UG/KG
	OT29-SO-J09B2-04-0001	SOIL	N	3-Nitroaniline	72 U	17	72	220	UG/KG
	OT29-SO-J09B2-04-0001	SOIL	N	4,6-Dinitro-2-methylphenol	36 U	10	36	160	UG/KG
	OT29-SO-J09B2-04-0001	SOIL	N	4-Bromophenyl phenyl ether	36 U	14	36	54	UG/KG
	OT29-SO-J09B2-04-0001	SOIL	N	4-Chloro-3-methylphenol	72 U	23	72	160	UG/KG
	OT29-SO-J09B2-04-0001	SOIL	N	4-Chloroaniline	72 U	18	72	160	UG/KG
	OT29-SO-J09B2-04-0001	SOIL	N	4-Chlorophenyl phenyl ether	36 U	14	36	54	UG/KG
	OT29-SO-J09B2-04-0001	SOIL	N	4-Nitroaniline	72 U	28	72	220	UG/KG
	OT29-SO-J09B2-04-0001	SOIL	N	4-Nitrophenol	72 U	18	72	360	UG/KG
	OT29-SO-J09B2-04-0001	SOIL	N	Acenaphthene	3.6 U	0.82	3.6	7.2	UG/KG
	OT29-SO-J09B2-04-0001	SOIL	N	Acenaphthylene	1.8 U	0.38	1.8	7.2	UG/KG
	OT29-SO-J09B2-04-0001	SOIL	N	Acetophenone	36 U	10	36	110	UG/KG
	OT29-SO-J09B2-04-0001	SOIL	N	Anthracene	3.6 U	0.84	3.6	7.2	UG/KG
	OT29-SO-J09B2-04-0001	SOIL	N	Atrazine	36 U	9.8	36	220	UG/KG
	OT29-SO-J09B2-04-0001	SOIL	N	Azobenzene	72 U	22	72	360	UG/KG

Table 3. Summary of Analytical Results for Discrete Soil Samples for the Open Detonation Unit, Kirtland Air Force Base, December 2015

Method	Sample ID	Matrix	QA/QC Type	Analyte	Result*	DL	LOD	LOQ	Units
SW8270C									
	OT29-SO-J09B2-04-0001	SOIL	N	Benzaldehyde	36 U	13	36	110	UG/KG
	OT29-SO-J09B2-04-0001	SOIL	N	Benzo[a]anthracene	3.6 U	0.68	3.6	7.2	UG/KG
	OT29-SO-J09B2-04-0001	SOIL	N	Benzo[a]pyrene	3.6 U	0.69	3.6	7.2	UG/KG
	OT29-SO-J09B2-04-0001	SOIL	N	Benzo[b]fluoranthene	3.6 U	0.64	3.6	7.2	UG/KG
	OT29-SO-J09B2-04-0001	SOIL	N	Benzo[g,h,i]perylene	1.8 U	0.38	1.8	7.2	UG/KG
	OT29-SO-J09B2-04-0001	SOIL	N	Benzo[k]fluoranthene	3.6 U	0.74	3.6	7.2	UG/KG
	OT29-SO-J09B2-04-0001	SOIL	N	Biphenyl	18 U	3.8	18	54	UG/KG
	OT29-SO-J09B2-04-0001	SOIL	N	bis (2-chloroisopropyl) ether	36 U	10	36	110	UG/KG
	OT29-SO-J09B2-04-0001	SOIL	N	Bis(2-chloroethoxy)methane	72 U	24	72	110	UG/KG
	OT29-SO-J09B2-04-0001	SOIL	N	Bis(2-chloroethyl)ether	3.6 U	2.2	3.6	110	UG/KG
	OT29-SO-J09B2-04-0001	SOIL	N	Bis(2-ethylhexyl) phthalate	36 U	21	36	76	UG/KG
	OT29-SO-J09B2-04-0001	SOIL	N	Butyl benzyl phthalate	36 U	11	36	76	UG/KG
	OT29-SO-J09B2-04-0001	SOIL	N	Caprolactam	72 U	40	72	360	UG/KG
	OT29-SO-J09B2-04-0001	SOIL	N	Carbazole	36 U	29	36	54	UG/KG
	OT29-SO-J09B2-04-0001	SOIL	N	Chrysene	3.6 U	1.2	3.6	7.2	UG/KG
	OT29-SO-J09B2-04-0001	SOIL	N	Dibenz(a,h)anthracene	3.6 U	0.71	3.6	7.2	UG/KG
	OT29-SO-J09B2-04-0001	SOIL	N	Dibenzofuran	3.6 U	0.71	3.6	54	UG/KG
	OT29-SO-J09B2-04-0001	SOIL	N	Diethyl phthalate	36 U	17	36	76	UG/KG
	OT29-SO-J09B2-04-0001	SOIL	N	Dimethyl phthalate	36 U	18	36	76	UG/KG
	OT29-SO-J09B2-04-0001	SOIL	N	Di-n-butyl phthalate	36 UJ	16	36	76	UG/KG
	OT29-SO-J09B2-04-0001	SOIL	N	Di-n-octyl phthalate	36 U	8.5	36	76	UG/KG
	OT29-SO-J09B2-04-0001	SOIL	N	Fluoranthene	3.6 U	0.6	3.6	7.2	UG/KG
	OT29-SO-J09B2-04-0001	SOIL	N	Fluorene	3.6 U	0.57	3.6	7.2	UG/KG

Table 3. Summary of Analytical Results for Discrete Soil Samples for the Open Detonation Unit, Kirtland Air Force Base, December 2015

Method	Sample ID	Matrix	QA/QC Type	Analyte	Result*	DL	LOD	LOQ	Units
SW8270C									
	OT29-SO-J09B2-04-0001	SOIL	N	Hexachlorobenzene	3.6 U	2.3	3.6	7.2	UG/KG
	OT29-SO-J09B2-04-0001	SOIL	N	Hexachlorobutadiene	36 U	6.1	36	54	UG/KG
	OT29-SO-J09B2-04-0001	SOIL	N	Hexachlorocyclopentadiene	36 U	8.8	36	360	UG/KG
	OT29-SO-J09B2-04-0001	SOIL	N	Hexachloroethane	36 U	9.7	36	54	UG/KG
	OT29-SO-J09B2-04-0001	SOIL	N	Indeno[1,2,3-cd]pyrene	1.8 U	0.38	1.8	7.2	UG/KG
	OT29-SO-J09B2-04-0001	SOIL	N	Isophorone	36 U	14	36	54	UG/KG
	OT29-SO-J09B2-04-0001	SOIL	N	Naphthalene	3.6 U	0.89	3.6	7.2	UG/KG
	OT29-SO-J09B2-04-0001	SOIL	N	Nitrobenzene	3.6 U	2.4	3.6	110	UG/KG
	OT29-SO-J09B2-04-0001	SOIL	N	N-Nitrosodimethylamine	36 U	17	36	110	UG/KG
	OT29-SO-J09B2-04-0001	SOIL	N	N-Nitrosodi-n-propylamine	36 U	6.8	36	54	UG/KG
	OT29-SO-J09B2-04-0001	SOIL	N	N-Nitrosodiphenylamine	540	23	36	54	UG/KG
	OT29-SO-J09B2-04-0001	SOIL	N	Pentachlorophenol	36 U	9.8	36	160	UG/KG
	OT29-SO-J09B2-04-1415	SOIL	N	1,2,4,5-Tetrachlorobenzene	34 U	16	34	100	UG/KG
	OT29-SO-J09B2-04-1415	SOIL	N	2,4,5-Trichlorophenol	69 U	26	69	160	UG/KG
	OT29-SO-J09B2-04-1415	SOIL	N	2,4,6-Trichlorophenol	34 U	9.2	34	160	UG/KG
	OT29-SO-J09B2-04-1415	SOIL	N	2,4-Dichlorophenol	69 U	21	69	160	UG/KG
	OT29-SO-J09B2-04-1415	SOIL	N	2,4-Dimethylphenol	69 U	21	69	160	UG/KG
	OT29-SO-J09B2-04-1415	SOIL	N	2,6-Dichlorophenol	17 U	4.1	17	210	UG/KG
	OT29-SO-J09B2-04-1415	SOIL	N	2,6-Dinitrotoluene	69 U	22	69	210	UG/KG
	OT29-SO-J09B2-04-1415	SOIL	N	2-Chloronaphthalene	1.7 U	0.47	1.7	52	UG/KG
	OT29-SO-J09B2-04-1415	SOIL	N	2-Chlorophenol	34 U	8.5	34	52	UG/KG
	OT29-SO-J09B2-04-1415	SOIL	N	2-Methylnaphthalene	3.4 U	0.52	3.4	6.9	UG/KG
	OT29-SO-J09B2-04-1415	SOIL	N	2-Methylphenol	69 U	11	69	210	UG/KG

Table 3. Summary of Analytical Results for Discrete Soil Samples for the Open Detonation Unit, Kirtland Air Force Base, December 2015

Method	Sample ID	Matrix	QA/QC Type	Analyte	Result*	DL	LOD	LOQ	Units
SW8270C									
	OT29-SO-J09B2-04-1415	SOIL	N	2-Nitroaniline	34 U	9.4	34	210	UG/KG
	OT29-SO-J09B2-04-1415	SOIL	N	2-Nitrophenol	34 U	8.6	34	52	UG/KG
	OT29-SO-J09B2-04-1415	SOIL	N	3,3'-Dichlorobenzidine	69 U	19	69	100	UG/KG
	OT29-SO-J09B2-04-1415	SOIL	N	3-Methylphenol & 4-Methylphenol	69 U	21	69	410	UG/KG
	OT29-SO-J09B2-04-1415	SOIL	N	3-Nitroaniline	69 U	17	69	210	UG/KG
	OT29-SO-J09B2-04-1415	SOIL	N	4,6-Dinitro-2-methylphenol	34 U	9.5	34	160	UG/KG
	OT29-SO-J09B2-04-1415	SOIL	N	4-Bromophenyl phenyl ether	34 U	13	34	52	UG/KG
	OT29-SO-J09B2-04-1415	SOIL	N	4-Chloro-3-methylphenol	69 U	22	69	160	UG/KG
	OT29-SO-J09B2-04-1415	SOIL	N	4-Chloroaniline	69 U	18	69	160	UG/KG
	OT29-SO-J09B2-04-1415	SOIL	N	4-Chlorophenyl phenyl ether	34 U	13	34	52	UG/KG
	OT29-SO-J09B2-04-1415	SOIL	N	4-Nitroaniline	69 U	27	69	210	UG/KG
	OT29-SO-J09B2-04-1415	SOIL	N	4-Nitrophenol	69 U	18	69	340	UG/KG
	OT29-SO-J09B2-04-1415	SOIL	N	Acenaphthene	3.4 U	0.79	3.4	6.9	UG/KG
	OT29-SO-J09B2-04-1415	SOIL	N	Acenaphthylene	1.7 U	0.36	1.7	6.9	UG/KG
	OT29-SO-J09B2-04-1415	SOIL	N	Acetophenone	34 U	9.5	34	100	UG/KG
	OT29-SO-J09B2-04-1415	SOIL	N	Anthracene	3.4 U	0.81	3.4	6.9	UG/KG
	OT29-SO-J09B2-04-1415	SOIL	N	Atrazine	34 U	9.4	34	210	UG/KG
	OT29-SO-J09B2-04-1415	SOIL	N	Azobenzene	69 U	21	69	340	UG/KG
	OT29-SO-J09B2-04-1415	SOIL	N	Benzaldehyde	34 U	12	34	100	UG/KG
	OT29-SO-J09B2-04-1415	SOIL	N	Benzo[a]anthracene	3.4 U	0.65	3.4	6.9	UG/KG
	OT29-SO-J09B2-04-1415	SOIL	N	Benzo[a]pyrene	3.4 U	0.66	3.4	6.9	UG/KG
	OT29-SO-J09B2-04-1415	SOIL	N	Benzo[b]fluoranthene	3.4 U	0.61	3.4	6.9	UG/KG
	OT29-SO-J09B2-04-1415	SOIL	N	Benzo[g,h,i]perylene	1.7 U	0.36	1.7	6.9	UG/KG

Table 3. Summary of Analytical Results for Discrete Soil Samples for the Open Detonation Unit, Kirtland Air Force Base, December 2015

Method	Sample ID	Matrix	QA/QC Type	Analyte	Result*	DL	LOD	LOQ	Units
SW8270C									
	OT29-SO-J09B2-04-1415	SOIL	N	Benzo[k]fluoranthene	3.4 U	0.7	3.4	6.9	UG/KG
	OT29-SO-J09B2-04-1415	SOIL	N	Biphenyl	17 U	3.6	17	52	UG/KG
	OT29-SO-J09B2-04-1415	SOIL	N	bis (2-chloroisopropyl) ether	34 U	9.8	34	100	UG/KG
	OT29-SO-J09B2-04-1415	SOIL	N	Bis(2-chloroethoxy)methane	69 U	23	69	100	UG/KG
	OT29-SO-J09B2-04-1415	SOIL	N	Bis(2-chloroethyl)ether	3.4 U	2.1	3.4	100	UG/KG
	OT29-SO-J09B2-04-1415	SOIL	N	Bis(2-ethylhexyl) phthalate	58 U	20	34	72	UG/KG
	OT29-SO-J09B2-04-1415	SOIL	N	Butyl benzyl phthalate	34 U	10	34	72	UG/KG
	OT29-SO-J09B2-04-1415	SOIL	N	Caprolactam	69 U	38	69	340	UG/KG
	OT29-SO-J09B2-04-1415	SOIL	N	Carbazole	34 U	28	34	52	UG/KG
	OT29-SO-J09B2-04-1415	SOIL	N	Chrysene	3.4 U	1.1	3.4	6.9	UG/KG
	OT29-SO-J09B2-04-1415	SOIL	N	Dibenz(a,h)anthracene	3.4 U	0.68	3.4	6.9	UG/KG
	OT29-SO-J09B2-04-1415	SOIL	N	Dibenzofuran	3.4 U	0.68	3.4	52	UG/KG
	OT29-SO-J09B2-04-1415	SOIL	N	Diethyl phthalate	34 U	17	34	72	UG/KG
	OT29-SO-J09B2-04-1415	SOIL	N	Dimethyl phthalate	34 U	18	34	72	UG/KG
	OT29-SO-J09B2-04-1415	SOIL	N	Di-n-octyl phthalate	34 U	8.2	34	72	UG/KG
	OT29-SO-J09B2-04-1415	SOIL	N	Fluoranthene	3.4 U	0.57	3.4	6.9	UG/KG
	OT29-SO-J09B2-04-1415	SOIL	N	Fluorene	3.4 U	0.55	3.4	6.9	UG/KG
	OT29-SO-J09B2-04-1415	SOIL	N	Hexachlorobenzene	3.4 U	2.2	3.4	6.9	UG/KG
	OT29-SO-J09B2-04-1415	SOIL	N	Hexachlorobutadiene	34 U	5.8	34	52	UG/KG
	OT29-SO-J09B2-04-1415	SOIL	N	Hexachlorocyclopentadiene	34 U	8.4	34	340	UG/KG
	OT29-SO-J09B2-04-1415	SOIL	N	Hexachloroethane	34 U	9.3	34	52	UG/KG
	OT29-SO-J09B2-04-1415	SOIL	N	Indeno[1,2,3-cd]pyrene	1.7 U	0.36	1.7	6.9	UG/KG
	OT29-SO-J09B2-04-1415	SOIL	N	Isophorone	34 U	13	34	52	UG/KG

Table 3. Summary of Analytical Results for Discrete Soil Samples for the Open Detonation Unit, Kirtland Air Force Base, December 2015

Method	Sample ID	Matrix	QA/QC Type	Analyte	Result*	DL	LOD	LOQ	Units
SW8270C									
	OT29-SO-J09B2-04-1415	SOIL	N	Naphthalene	3.4 U	0.85	3.4	6.9	UG/KG
	OT29-SO-J09B2-04-1415	SOIL	N	Nitrobenzene	3.4 U	2.3	3.4	100	UG/KG
	OT29-SO-J09B2-04-1415	SOIL	N	N-Nitrosodimethylamine	34 U	17	34	100	UG/KG
	OT29-SO-J09B2-04-1415	SOIL	N	N-Nitrosodi-n-propylamine	34 U	6.5	34	52	UG/KG
	OT29-SO-J09B2-04-1415	SOIL	N	N-Nitrosodiphenylamine	34 U	22	34	52	UG/KG
	OT29-SO-J09B2-04-1415	SOIL	N	Pentachlorophenol	34 U	9.4	34	160	UG/KG
	OT29-SO-J09B2-06-0001	SOIL	N	1,2,4,5-Tetrachlorobenzene	36 U	16	36	110	UG/KG
	OT29-SO-J09B2-06-0001	SOIL	N	2,4,5-Trichlorophenol	73 U	27	73	160	UG/KG
	OT29-SO-J09B2-06-0001	SOIL	N	2,4,6-Trichlorophenol	36 U	9.7	36	160	UG/KG
	OT29-SO-J09B2-06-0001	SOIL	N	2,4-Dichlorophenol	73 U	22	73	160	UG/KG
	OT29-SO-J09B2-06-0001	SOIL	N	2,4-Dimethylphenol	73 U	22	73	160	UG/KG
	OT29-SO-J09B2-06-0001	SOIL	N	2,4-Dinitrotoluene	73 U	19	73	220	UG/KG
	OT29-SO-J09B2-06-0001	SOIL	N	2,6-Dichlorophenol	18 U	4.4	18	220	UG/KG
	OT29-SO-J09B2-06-0001	SOIL	N	2,6-Dinitrotoluene	73 U	23	73	220	UG/KG
	OT29-SO-J09B2-06-0001	SOIL	N	2-Chloronaphthalene	1.8 U	0.49	1.8	55	UG/KG
	OT29-SO-J09B2-06-0001	SOIL	N	2-Chlorophenol	36 U	9	36	55	UG/KG
	OT29-SO-J09B2-06-0001	SOIL	N	2-Methylnaphthalene	3.6 U	0.55	3.6	7.3	UG/KG
	OT29-SO-J09B2-06-0001	SOIL	N	2-Methylphenol	73 U	12	73	220	UG/KG
	OT29-SO-J09B2-06-0001	SOIL	N	2-Nitroaniline	36 U	10	36	220	UG/KG
	OT29-SO-J09B2-06-0001	SOIL	N	2-Nitrophenol	36 U	9.1	36	55	UG/KG
	OT29-SO-J09B2-06-0001	SOIL	N	3,3'-Dichlorobenzidine	73 U	20	73	110	UG/KG
	OT29-SO-J09B2-06-0001	SOIL	N	3-Methylphenol & 4-Methylphenol	73 U	22	73	440	UG/KG
	OT29-SO-J09B2-06-0001	SOIL	N	3-Nitroaniline	73 U	18	73	220	UG/KG

Table 3. Summary of Analytical Results for Discrete Soil Samples for the Open Detonation Unit, Kirtland Air Force Base, December 2015

Method	Sample ID	Matrix	QA/QC Type	Analyte	Result*	DL	LOD	LOQ	Units
SW8270C									
	OT29-SO-J09B2-06-0001	SOIL	N	4,6-Dinitro-2-methylphenol	36 U	10	36	160	UG/KG
	OT29-SO-J09B2-06-0001	SOIL	N	4-Bromophenyl phenyl ether	36 U	14	36	55	UG/KG
	OT29-SO-J09B2-06-0001	SOIL	N	4-Chloro-3-methylphenol	73 U	23	73	160	UG/KG
	OT29-SO-J09B2-06-0001	SOIL	N	4-Chloroaniline	73 U	19	73	160	UG/KG
	OT29-SO-J09B2-06-0001	SOIL	N	4-Chlorophenyl phenyl ether	36 U	14	36	55	UG/KG
	OT29-SO-J09B2-06-0001	SOIL	N	4-Nitroaniline	73 U	28	73	220	UG/KG
	OT29-SO-J09B2-06-0001	SOIL	N	4-Nitrophenol	73 U	19	73	360	UG/KG
	OT29-SO-J09B2-06-0001	SOIL	N	Acenaphthene	3.6 U	0.83	3.6	7.3	UG/KG
	OT29-SO-J09B2-06-0001	SOIL	N	Acenaphthylene	1.8 U	0.38	1.8	7.3	UG/KG
	OT29-SO-J09B2-06-0001	SOIL	N	Acetophenone	36 U	10	36	110	UG/KG
	OT29-SO-J09B2-06-0001	SOIL	N	Anthracene	3.6 U	0.85	3.6	7.3	UG/KG
	OT29-SO-J09B2-06-0001	SOIL	N	Atrazine	36 U	10	36	220	UG/KG
	OT29-SO-J09B2-06-0001	SOIL	N	Azobenzene	73 U	22	73	360	UG/KG
	OT29-SO-J09B2-06-0001	SOIL	N	Benzaldehyde	36 U	13	36	110	UG/KG
	OT29-SO-J09B2-06-0001	SOIL	N	Benzo[a]anthracene	3.6 U	0.69	3.6	7.3	UG/KG
	OT29-SO-J09B2-06-0001	SOIL	N	Benzo[a]pyrene	3.6 U	0.7	3.6	7.3	UG/KG
	OT29-SO-J09B2-06-0001	SOIL	N	Benzo[b]fluoranthene	3.6 U	0.65	3.6	7.3	UG/KG
	OT29-SO-J09B2-06-0001	SOIL	N	Benzo[g,h,i]perylene	1.8 U	0.38	1.8	7.3	UG/KG
	OT29-SO-J09B2-06-0001	SOIL	N	Benzo[k]fluoranthene	3.6 U	0.74	3.6	7.3	UG/KG
	OT29-SO-J09B2-06-0001	SOIL	N	Biphenyl	18 U	3.8	18	55	UG/KG
	OT29-SO-J09B2-06-0001	SOIL	N	bis (2-chloroisopropyl) ether	36 U	10	36	110	UG/KG
	OT29-SO-J09B2-06-0001	SOIL	N	Bis(2-chloroethoxy)methane	73 U	24	73	110	UG/KG
	OT29-SO-J09B2-06-0001	SOIL	N	Bis(2-chloroethyl)ether	3.6 U	2.2	3.6	110	UG/KG

Table 3. Summary of Analytical Results for Discrete Soil Samples for the Open Detonation Unit, Kirtland Air Force Base, December 2015

Method	Sample ID	Matrix	QA/QC Type	Analyte	Result*	DL	LOD	LOQ	Units
SW8270C									
	OT29-SO-J09B2-06-0001	SOIL	N	Bis(2-ethylhexyl) phthalate	26 U	21	36	77	UG/KG
	OT29-SO-J09B2-06-0001	SOIL	N	Butyl benzyl phthalate	36 U	11	36	77	UG/KG
	OT29-SO-J09B2-06-0001	SOIL	N	Caprolactam	73 U	40	73	360	UG/KG
	OT29-SO-J09B2-06-0001	SOIL	N	Carbazole	36 U	30	36	55	UG/KG
	OT29-SO-J09B2-06-0001	SOIL	N	Chrysene	3.6 U	1.2	3.6	7.3	UG/KG
	OT29-SO-J09B2-06-0001	SOIL	N	Dibenz(a,h)anthracene	3.6 U	0.72	3.6	7.3	UG/KG
	OT29-SO-J09B2-06-0001	SOIL	N	Dibenzofuran	3.6 U	0.72	3.6	55	UG/KG
	OT29-SO-J09B2-06-0001	SOIL	N	Diethyl phthalate	36 U	18	36	77	UG/KG
	OT29-SO-J09B2-06-0001	SOIL	N	Dimethyl phthalate	36 U	19	36	77	UG/KG
	OT29-SO-J09B2-06-0001	SOIL	N	Di-n-butyl phthalate	120 U	16	36	77	UG/KG
	OT29-SO-J09B2-06-0001	SOIL	N	Di-n-octyl phthalate	36 U	8.6	36	77	UG/KG
	OT29-SO-J09B2-06-0001	SOIL	N	Fluoranthene	3.6 U	0.6	3.6	7.3	UG/KG
	OT29-SO-J09B2-06-0001	SOIL	N	Fluorene	3.6 U	0.58	3.6	7.3	UG/KG
	OT29-SO-J09B2-06-0001	SOIL	N	Hexachlorobenzene	3.6 U	2.3	3.6	7.3	UG/KG
	OT29-SO-J09B2-06-0001	SOIL	N	Hexachlorobutadiene	36 U	6.1	36	55	UG/KG
	OT29-SO-J09B2-06-0001	SOIL	N	Hexachlorocyclopentadiene	36 U	8.9	36	360	UG/KG
	OT29-SO-J09B2-06-0001	SOIL	N	Hexachloroethane	36 U	9.9	36	55	UG/KG
	OT29-SO-J09B2-06-0001	SOIL	N	Indeno[1,2,3-cd]pyrene	1.8 U	0.38	1.8	7.3	UG/KG
	OT29-SO-J09B2-06-0001	SOIL	N	Isophorone	36 U	14	36	55	UG/KG
	OT29-SO-J09B2-06-0001	SOIL	N	Naphthalene	3.6 U	0.9	3.6	7.3	UG/KG
	OT29-SO-J09B2-06-0001	SOIL	N	Nitrobenzene	3.6 U	2.4	3.6	110	UG/KG
	OT29-SO-J09B2-06-0001	SOIL	N	N-Nitrosodimethylamine	36 U	18	36	110	UG/KG
	OT29-SO-J09B2-06-0001	SOIL	N	N-Nitrosodi-n-propylamine	36 U	6.9	36	55	UG/KG

Table 3. Summary of Analytical Results for Discrete Soil Samples for the Open Detonation Unit, Kirtland Air Force Base, December 2015

Method	Sample ID	Matrix	QA/QC Type	Analyte	Result*	DL	LOD	LOQ	Units
SW8270C									
	OT29-SO-J09B2-06-0001	SOIL	N	N-Nitrosodiphenylamine	36 U	23	36	55	UG/KG
	OT29-SO-J09B2-06-0001	SOIL	N	Pentachlorophenol	36 U	10	36	160	UG/KG
	OT29-SO-J09B2-06-1415	SOIL	N	1,2,4,5-Tetrachlorobenzene	36 U	16	36	110	UG/KG
	OT29-SO-J09B2-06-1415	SOIL	N	2,4,5-Trichlorophenol	72 U	27	72	160	UG/KG
	OT29-SO-J09B2-06-1415	SOIL	N	2,4,6-Trichlorophenol	36 U	9.6	36	160	UG/KG
	OT29-SO-J09B2-06-1415	SOIL	N	2,4-Dichlorophenol	72 U	21	72	160	UG/KG
	OT29-SO-J09B2-06-1415	SOIL	N	2,4-Dimethylphenol	72 U	21	72	160	UG/KG
	OT29-SO-J09B2-06-1415	SOIL	N	2,4-Dinitrotoluene	72 U	18	72	210	UG/KG
	OT29-SO-J09B2-06-1415	SOIL	N	2,6-Dichlorophenol	18 U	4.3	18	210	UG/KG
	OT29-SO-J09B2-06-1415	SOIL	N	2,6-Dinitrotoluene	72 U	23	72	210	UG/KG
	OT29-SO-J09B2-06-1415	SOIL	N	2-Chloronaphthalene	1.8 U	0.48	1.8	54	UG/KG
	OT29-SO-J09B2-06-1415	SOIL	N	2-Chlorophenol	36 U	8.8	36	54	UG/KG
	OT29-SO-J09B2-06-1415	SOIL	N	2-Methylnaphthalene	3.5 U	0.54	3.5	7.2	UG/KG
	OT29-SO-J09B2-06-1415	SOIL	N	2-Methylphenol	72 U	12	72	210	UG/KG
	OT29-SO-J09B2-06-1415	SOIL	N	2-Nitroaniline	36 U	9.8	36	210	UG/KG
	OT29-SO-J09B2-06-1415	SOIL	N	2-Nitrophenol	36 U	8.9	36	54	UG/KG
	OT29-SO-J09B2-06-1415	SOIL	N	3,3'-Dichlorobenzidine	72 U	19	72	110	UG/KG
	OT29-SO-J09B2-06-1415	SOIL	N	3-Methylphenol & 4-Methylphenol	72 U	21	72	430	UG/KG
	OT29-SO-J09B2-06-1415	SOIL	N	3-Nitroaniline	72 U	17	72	210	UG/KG
	OT29-SO-J09B2-06-1415	SOIL	N	4,6-Dinitro-2-methylphenol	36 U	9.9	36	160	UG/KG
	OT29-SO-J09B2-06-1415	SOIL	N	4-Bromophenyl phenyl ether	36 U	14	36	54	UG/KG
	OT29-SO-J09B2-06-1415	SOIL	N	4-Chloro-3-methylphenol	72 U	23	72	160	UG/KG
	OT29-SO-J09B2-06-1415	SOIL	N	4-Chloroaniline	72 U	18	72	160	UG/KG

Table 3. Summary of Analytical Results for Discrete Soil Samples for the Open Detonation Unit, Kirtland Air Force Base, December 2015

Method	Sample ID	Matrix	QA/QC Type	Analyte	Result*	DL	LOD	LOQ	Units
SW8270C									
	OT29-SO-J09B2-06-1415	SOIL	N	4-Chlorophenyl phenyl ether	36 U	14	36	54	UG/KG
	OT29-SO-J09B2-06-1415	SOIL	N	4-Nitroaniline	72 U	28	72	210	UG/KG
	OT29-SO-J09B2-06-1415	SOIL	N	4-Nitrophenol	72 U	18	72	350	UG/KG
	OT29-SO-J09B2-06-1415	SOIL	N	Acenaphthene	3.5 U	0.82	3.5	7.2	UG/KG
	OT29-SO-J09B2-06-1415	SOIL	N	Acenaphthylene	1.8 U	0.38	1.8	7.2	UG/KG
	OT29-SO-J09B2-06-1415	SOIL	N	Acetophenone	36 U	9.9	36	110	UG/KG
	OT29-SO-J09B2-06-1415	SOIL	N	Anthracene	3.5 U	0.84	3.5	7.2	UG/KG
	OT29-SO-J09B2-06-1415	SOIL	N	Atrazine	36 U	9.8	36	210	UG/KG
	OT29-SO-J09B2-06-1415	SOIL	N	Azobenzene	72 U	21	72	350	UG/KG
	OT29-SO-J09B2-06-1415	SOIL	N	Benzaldehyde	36 U	13	36	110	UG/KG
	OT29-SO-J09B2-06-1415	SOIL	N	Benzo[a]anthracene	3.5 U	0.68	3.5	7.2	UG/KG
	OT29-SO-J09B2-06-1415	SOIL	N	Benzo[a]pyrene	3.5 U	0.69	3.5	7.2	UG/KG
	OT29-SO-J09B2-06-1415	SOIL	N	Benzo[b]fluoranthene	3.5 U	0.63	3.5	7.2	UG/KG
	OT29-SO-J09B2-06-1415	SOIL	N	Benzo[g,h,i]perylene	1.8 U	0.38	1.8	7.2	UG/KG
	OT29-SO-J09B2-06-1415	SOIL	N	Benzo[k]fluoranthene	3.5 U	0.73	3.5	7.2	UG/KG
	OT29-SO-J09B2-06-1415	SOIL	N	Biphenyl	18 U	3.8	18	54	UG/KG
	OT29-SO-J09B2-06-1415	SOIL	N	bis (2-chloroisopropyl) ether	36 U	10	36	110	UG/KG
	OT29-SO-J09B2-06-1415	SOIL	N	Bis(2-chloroethoxy)methane	72 U	24	72	110	UG/KG
	OT29-SO-J09B2-06-1415	SOIL	N	Bis(2-chloroethyl)ether	3.5 U	2.1	3.5	110	UG/KG
	OT29-SO-J09B2-06-1415	SOIL	N	Bis(2-ethylhexyl) phthalate	120 U	20	36	75	UG/KG
	OT29-SO-J09B2-06-1415	SOIL	N	Butyl benzyl phthalate	36 U	11	36	75	UG/KG
	OT29-SO-J09B2-06-1415	SOIL	N	Caprolactam	72 U	40	72	350	UG/KG
	OT29-SO-J09B2-06-1415	SOIL	N	Carbazole	36 U	29	36	54	UG/KG

Table 3. Summary of Analytical Results for Discrete Soil Samples for the Open Detonation Unit, Kirtland Air Force Base, December 2015

Method	Sample ID	Matrix	QA/QC Type	Analyte	Result*	DL	LOD	LOQ	Units
SW8270C									
	OT29-SO-J09B2-06-1415	SOIL	N	Chrysene	3.5 U	1.2	3.5	7.2	UG/KG
	OT29-SO-J09B2-06-1415	SOIL	N	Dibenz(a,h)anthracene	3.5 U	0.71	3.5	7.2	UG/KG
	OT29-SO-J09B2-06-1415	SOIL	N	Dibenzofuran	3.5 U	0.71	3.5	54	UG/KG
	OT29-SO-J09B2-06-1415	SOIL	N	Diethyl phthalate	36 U	17	36	75	UG/KG
	OT29-SO-J09B2-06-1415	SOIL	N	Dimethyl phthalate	36 U	18	36	75	UG/KG
	OT29-SO-J09B2-06-1415	SOIL	N	Di-n-butyl phthalate	36 U	16	36	75	UG/KG
	OT29-SO-J09B2-06-1415	SOIL	N	Di-n-octyl phthalate	36 U	8.5	36	75	UG/KG
	OT29-SO-J09B2-06-1415	SOIL	N	Fluoranthene	3.5 U	0.59	3.5	7.2	UG/KG
	OT29-SO-J09B2-06-1415	SOIL	N	Fluorene	3.5 U	0.57	3.5	7.2	UG/KG
	OT29-SO-J09B2-06-1415	SOIL	N	Hexachlorobenzene	3.5 U	2.3	3.5	7.2	UG/KG
	OT29-SO-J09B2-06-1415	SOIL	N	Hexachlorobutadiene	36 U	6	36	54	UG/KG
	OT29-SO-J09B2-06-1415	SOIL	N	Hexachlorocyclopentadiene	36 U	8.7	36	350	UG/KG
	OT29-SO-J09B2-06-1415	SOIL	N	Hexachloroethane	36 U	9.7	36	54	UG/KG
	OT29-SO-J09B2-06-1415	SOIL	N	Indeno[1,2,3-cd]pyrene	1.8 U	0.38	1.8	7.2	UG/KG
	OT29-SO-J09B2-06-1415	SOIL	N	Isophorone	36 U	14	36	54	UG/KG
	OT29-SO-J09B2-06-1415	SOIL	N	Naphthalene	3.5 U	0.88	3.5	7.2	UG/KG
	OT29-SO-J09B2-06-1415	SOIL	N	Nitrobenzene	3.5 U	2.4	3.5	110	UG/KG
	OT29-SO-J09B2-06-1415	SOIL	N	N-Nitrosodimethylamine	36 U	17	36	110	UG/KG
	OT29-SO-J09B2-06-1415	SOIL	N	N-Nitrosodi-n-propylamine	36 U	6.8	36	54	UG/KG
	OT29-SO-J09B2-06-1415	SOIL	N	N-Nitrosodiphenylamine	36 U	23	36	54	UG/KG
	OT29-SO-J09B2-06-1415	SOIL	N	Pentachlorophenol	36 U	9.8	36	160	UG/KG
	OT29-SO-J09B2-08-0001	SOIL	N	1,2,4,5-Tetrachlorobenzene	35 U	16	35	110	UG/KG
	OT29-SO-J09B2-08-0001	SOIL	N	2,4,5-Trichlorophenol	71 U	27	71	160	UG/KG

Table 3. Summary of Analytical Results for Discrete Soil Samples for the Open Detonation Unit, Kirtland Air Force Base, December 2015

Method	Sample ID	Matrix	QA/QC Type	Analyte	Result*	DL	LOD	LOQ	Units
SW8270C									
	OT29-SO-J09B2-08-0001	SOIL	N	2,4,6-Trichlorophenol	35 U	9.4	35	160	UG/KG
	OT29-SO-J09B2-08-0001	SOIL	N	2,4-Dichlorophenol	71 U	21	71	160	UG/KG
	OT29-SO-J09B2-08-0001	SOIL	N	2,4-Dimethylphenol	71 U	21	71	160	UG/KG
	OT29-SO-J09B2-08-0001	SOIL	N	2,4-Dinitrotoluene	71 U	18	71	210	UG/KG
	OT29-SO-J09B2-08-0001	SOIL	N	2,6-Dichlorophenol	18 U	4.2	18	210	UG/KG
	OT29-SO-J09B2-08-0001	SOIL	N	2,6-Dinitrotoluene	71 U	22	71	210	UG/KG
	OT29-SO-J09B2-08-0001	SOIL	N	2-Chloronaphthalene	1.8 U	0.48	1.8	53	UG/KG
	OT29-SO-J09B2-08-0001	SOIL	N	2-Chlorophenol	35 U	8.7	35	53	UG/KG
	OT29-SO-J09B2-08-0001	SOIL	N	2-Methylnaphthalene	3.5 U	0.53	3.5	7.1	UG/KG
	OT29-SO-J09B2-08-0001	SOIL	N	2-Methylphenol	71 U	12	71	210	UG/KG
	OT29-SO-J09B2-08-0001	SOIL	N	2-Nitroaniline	35 U	9.7	35	210	UG/KG
	OT29-SO-J09B2-08-0001	SOIL	N	2-Nitrophenol	35 U	8.8	35	53	UG/KG
	OT29-SO-J09B2-08-0001	SOIL	N	3,3'-Dichlorobenzidine	71 U	19	71	110	UG/KG
	OT29-SO-J09B2-08-0001	SOIL	N	3-Methylphenol & 4-Methylphenol	71 U	21	71	420	UG/KG
	OT29-SO-J09B2-08-0001	SOIL	N	3-Nitroaniline	71 U	17	71	210	UG/KG
	OT29-SO-J09B2-08-0001	SOIL	N	4,6-Dinitro-2-methylphenol	35 U	9.8	35	160	UG/KG
	OT29-SO-J09B2-08-0001	SOIL	N	4-Bromophenyl phenyl ether	35 U	14	35	53	UG/KG
	OT29-SO-J09B2-08-0001	SOIL	N	4-Chloro-3-methylphenol	71 U	22	71	160	UG/KG
	OT29-SO-J09B2-08-0001	SOIL	N	4-Chloroaniline	71 U	18	71	160	UG/KG
	OT29-SO-J09B2-08-0001	SOIL	N	4-Chlorophenyl phenyl ether	35 U	14	35	53	UG/KG
	OT29-SO-J09B2-08-0001	SOIL	N	4-Nitroaniline	71 U	28	71	210	UG/KG
	OT29-SO-J09B2-08-0001	SOIL	N	4-Nitrophenol	71 U	18	71	350	UG/KG
	OT29-SO-J09B2-08-0001	SOIL	N	Acenaphthene	3.5 U	0.81	3.5	7.1	UG/KG

Table 3. Summary of Analytical Results for Discrete Soil Samples for the Open Detonation Unit, Kirtland Air Force Base, December 2015

Method	Sample ID	Matrix	QA/QC Type	Analyte	Result*	DL	LOD	LOQ	Units
SW8270C									
	OT29-SO-J09B2-08-0001	SOIL	N	Acenaphthylene	1.8 U	0.37	1.8	7.1	UG/KG
	OT29-SO-J09B2-08-0001	SOIL	N	Acetophenone	35 U	9.8	35	110	UG/KG
	OT29-SO-J09B2-08-0001	SOIL	N	Anthracene	3.5 U	0.83	3.5	7.1	UG/KG
	OT29-SO-J09B2-08-0001	SOIL	N	Atrazine	35 U	9.7	35	210	UG/KG
	OT29-SO-J09B2-08-0001	SOIL	N	Azobenzene	71 U	21	71	350	UG/KG
	OT29-SO-J09B2-08-0001	SOIL	N	Benzaldehyde	35 U	13	35	110	UG/KG
	OT29-SO-J09B2-08-0001	SOIL	N	Benzo[a]anthracene	3.5 U	0.67	3.5	7.1	UG/KG
	OT29-SO-J09B2-08-0001	SOIL	N	Benzo[a]pyrene	3.5 U	0.68	3.5	7.1	UG/KG
	OT29-SO-J09B2-08-0001	SOIL	N	Benzo[b]fluoranthene	3.5 U	0.63	3.5	7.1	UG/KG
	OT29-SO-J09B2-08-0001	SOIL	N	Benzo[g,h,i]perylene	1.8 U	0.37	1.8	7.1	UG/KG
	OT29-SO-J09B2-08-0001	SOIL	N	Benzo[k]fluoranthene	3.5 U	0.72	3.5	7.1	UG/KG
	OT29-SO-J09B2-08-0001	SOIL	N	Biphenyl	18 U	3.7	18	53	UG/KG
	OT29-SO-J09B2-08-0001	SOIL	N	bis (2-chloroisopropyl) ether	35 U	10	35	110	UG/KG
	OT29-SO-J09B2-08-0001	SOIL	N	Bis(2-chloroethoxy)methane	71 U	23	71	110	UG/KG
	OT29-SO-J09B2-08-0001	SOIL	N	Bis(2-chloroethyl)ether	3.5 U	2.1	3.5	110	UG/KG
	OT29-SO-J09B2-08-0001	SOIL	N	Bis(2-ethylhexyl) phthalate	35 U	20	35	74	UG/KG
	OT29-SO-J09B2-08-0001	SOIL	N	Butyl benzyl phthalate	35 U	11	35	74	UG/KG
	OT29-SO-J09B2-08-0001	SOIL	N	Caprolactam	71 U	39	71	350	UG/KG
	OT29-SO-J09B2-08-0001	SOIL	N	Carbazole	35 U	29	35	53	UG/KG
	OT29-SO-J09B2-08-0001	SOIL	N	Chrysene	3.5 U	1.2	3.5	7.1	UG/KG
	OT29-SO-J09B2-08-0001	SOIL	N	Dibenz(a,h)anthracene	3.5 U	0.7	3.5	7.1	UG/KG
	OT29-SO-J09B2-08-0001	SOIL	N	Dibenzofuran	3.5 U	0.7	3.5	53	UG/KG
	OT29-SO-J09B2-08-0001	SOIL	N	Diethyl phthalate	35 U	17	35	74	UG/KG

Table 3. Summary of Analytical Results for Discrete Soil Samples for the Open Detonation Unit, Kirtland Air Force Base, December 2015

Method	Sample ID	Matrix	QA/QC Type	Analyte	Result*	DL	LOD	LOQ	Units
SW8270C									
	OT29-SO-J09B2-08-0001	SOIL	N	Dimethyl phthalate	35 U	18	35	74	UG/KG
	OT29-SO-J09B2-08-0001	SOIL	N	Di-n-butyl phthalate	35 U	16	35	74	UG/KG
	OT29-SO-J09B2-08-0001	SOIL	N	Di-n-octyl phthalate	35 U	8.4	35	74	UG/KG
	OT29-SO-J09B2-08-0001	SOIL	N	Fluoranthene	3.5 U	0.58	3.5	7.1	UG/KG
	OT29-SO-J09B2-08-0001	SOIL	N	Fluorene	3.5 U	0.56	3.5	7.1	UG/KG
	OT29-SO-J09B2-08-0001	SOIL	N	Hexachlorobenzene	3.5 U	2.2	3.5	7.1	UG/KG
	OT29-SO-J09B2-08-0001	SOIL	N	Hexachlorobutadiene	35 U	5.9	35	53	UG/KG
	OT29-SO-J09B2-08-0001	SOIL	N	Hexachlorocyclopentadiene	35 U	8.6	35	350	UG/KG
	OT29-SO-J09B2-08-0001	SOIL	N	Hexachloroethane	35 U	9.5	35	53	UG/KG
	OT29-SO-J09B2-08-0001	SOIL	N	Indeno[1,2,3-cd]pyrene	1.8 U	0.37	1.8	7.1	UG/KG
	OT29-SO-J09B2-08-0001	SOIL	N	Isophorone	35 U	14	35	53	UG/KG
	OT29-SO-J09B2-08-0001	SOIL	N	Naphthalene	3.5 U	0.87	3.5	7.1	UG/KG
	OT29-SO-J09B2-08-0001	SOIL	N	Nitrobenzene	3.5 U	2.3	3.5	110	UG/KG
	OT29-SO-J09B2-08-0001	SOIL	N	N-Nitrosodimethylamine	35 U	17	35	110	UG/KG
	OT29-SO-J09B2-08-0001	SOIL	N	N-Nitrosodi-n-propylamine	35 U	6.7	35	53	UG/KG
	OT29-SO-J09B2-08-0001	SOIL	N	N-Nitrosodiphenylamine	35 U	22	35	53	UG/KG
	OT29-SO-J09B2-08-0001	SOIL	N	Pentachlorophenol	35 U	9.7	35	160	UG/KG
	OT29-SO-J09B2-08-1415	SOIL	N	1,2,4,5-Tetrachlorobenzene	36 U	16	36	110	UG/KG
	OT29-SO-J09B2-08-1415	SOIL	N	2,4,5-Trichlorophenol	72 U	27	72	160	UG/KG
	OT29-SO-J09B2-08-1415	SOIL	N	2,4,6-Trichlorophenol	36 U	9.6	36	160	UG/KG
	OT29-SO-J09B2-08-1415	SOIL	N	2,4-Dichlorophenol	72 U	22	72	160	UG/KG
	OT29-SO-J09B2-08-1415	SOIL	N	2,4-Dimethylphenol	72 U	22	72	160	UG/KG
	OT29-SO-J09B2-08-1415	SOIL	N	2,4-Dinitrotoluene	72 U	18	72	220	UG/KG

Table 3. Summary of Analytical Results for Discrete Soil Samples for the Open Detonation Unit, Kirtland Air Force Base, December 2015

Method	Sample ID	Matrix	QA/QC Type	Analyte	Result*	DL	LOD	LOQ	Units
SW8270C									
	OT29-SO-J09B2-08-1415	SOIL	N	2,6-Dichlorophenol	18 U	4.3	18	220	UG/KG
	OT29-SO-J09B2-08-1415	SOIL	N	2,6-Dinitrotoluene	72 U	23	72	220	UG/KG
	OT29-SO-J09B2-08-1415	SOIL	N	2-Chloronaphthalene	1.8 U	0.48	1.8	54	UG/KG
	OT29-SO-J09B2-08-1415	SOIL	N	2-Chlorophenol	36 U	8.8	36	54	UG/KG
	OT29-SO-J09B2-08-1415	SOIL	N	2-Methylnaphthalene	3.6 U	0.54	3.6	7.2	UG/KG
	OT29-SO-J09B2-08-1415	SOIL	N	2-Methylphenol	72 U	12	72	220	UG/KG
	OT29-SO-J09B2-08-1415	SOIL	N	2-Nitroaniline	36 U	9.8	36	220	UG/KG
	OT29-SO-J09B2-08-1415	SOIL	N	2-Nitrophenol	36 U	8.9	36	54	UG/KG
	OT29-SO-J09B2-08-1415	SOIL	N	3,3'-Dichlorobenzidine	72 U	19	72	110	UG/KG
	OT29-SO-J09B2-08-1415	SOIL	N	3-Methylphenol & 4-Methylphenol	72 U	22	72	430	UG/KG
	OT29-SO-J09B2-08-1415	SOIL	N	3-Nitroaniline	72 U	17	72	220	UG/KG
	OT29-SO-J09B2-08-1415	SOIL	N	4,6-Dinitro-2-methylphenol	36 U	9.9	36	160	UG/KG
	OT29-SO-J09B2-08-1415	SOIL	N	4-Bromophenyl phenyl ether	36 U	14	36	54	UG/KG
	OT29-SO-J09B2-08-1415	SOIL	N	4-Chloro-3-methylphenol	72 U	23	72	160	UG/KG
	OT29-SO-J09B2-08-1415	SOIL	N	4-Chloroaniline	72 U	18	72	160	UG/KG
	OT29-SO-J09B2-08-1415	SOIL	N	4-Chlorophenyl phenyl ether	36 U	14	36	54	UG/KG
	OT29-SO-J09B2-08-1415	SOIL	N	4-Nitroaniline	72 U	28	72	220	UG/KG
	OT29-SO-J09B2-08-1415	SOIL	N	4-Nitrophenol	72 U	18	72	360	UG/KG
	OT29-SO-J09B2-08-1415	SOIL	N	Acenaphthene	3.6 U	0.82	3.6	7.2	UG/KG
	OT29-SO-J09B2-08-1415	SOIL	N	Acenaphthylene	1.8 U	0.38	1.8	7.2	UG/KG
	OT29-SO-J09B2-08-1415	SOIL	N	Acetophenone	17 J	9.9	36	110	UG/KG
	OT29-SO-J09B2-08-1415	SOIL	N	Anthracene	3.6 U	0.84	3.6	7.2	UG/KG
	OT29-SO-J09B2-08-1415	SOIL	N	Atrazine	36 U	9.8	36	220	UG/KG

Table 3. Summary of Analytical Results for Discrete Soil Samples for the Open Detonation Unit, Kirtland Air Force Base, December 2015

Method	Sample ID	Matrix	QA/QC Type	Analyte	Result*	DL	LOD	LOQ	Units
SW8270C									
	OT29-SO-J09B2-08-1415	SOIL	N	Azobenzene	72 U	22	72	360	UG/KG
	OT29-SO-J09B2-08-1415	SOIL	N	Benzaldehyde	36 U	13	36	110	UG/KG
	OT29-SO-J09B2-08-1415	SOIL	N	Benzo[a]anthracene	3.6 U	0.68	3.6	7.2	UG/KG
	OT29-SO-J09B2-08-1415	SOIL	N	Benzo[a]pyrene	3.6 U	0.69	3.6	7.2	UG/KG
	OT29-SO-J09B2-08-1415	SOIL	N	Benzo[b]fluoranthene	3.6 U	0.64	3.6	7.2	UG/KG
	OT29-SO-J09B2-08-1415	SOIL	N	Benzo[g,h,i]perylene	1.8 U	0.38	1.8	7.2	UG/KG
	OT29-SO-J09B2-08-1415	SOIL	N	Benzo[k]fluoranthene	3.6 U	0.73	3.6	7.2	UG/KG
	OT29-SO-J09B2-08-1415	SOIL	N	Biphenyl	18 U	3.8	18	54	UG/KG
	OT29-SO-J09B2-08-1415	SOIL	N	bis (2-chloroisopropyl) ether	36 U	10	36	110	UG/KG
	OT29-SO-J09B2-08-1415	SOIL	N	Bis(2-chloroethoxy)methane	72 U	24	72	110	UG/KG
	OT29-SO-J09B2-08-1415	SOIL	N	Bis(2-chloroethyl)ether	3.6 U	2.2	3.6	110	UG/KG
	OT29-SO-J09B2-08-1415	SOIL	N	Bis(2-ethylhexyl) phthalate	29 U	20	36	75	UG/KG
	OT29-SO-J09B2-08-1415	SOIL	N	Butyl benzyl phthalate	36 U	11	36	75	UG/KG
	OT29-SO-J09B2-08-1415	SOIL	N	Caprolactam	72 U	40	72	360	UG/KG
	OT29-SO-J09B2-08-1415	SOIL	N	Carbazole	36 U	29	36	54	UG/KG
	OT29-SO-J09B2-08-1415	SOIL	N	Chrysene	3.6 U	1.2	3.6	7.2	UG/KG
	OT29-SO-J09B2-08-1415	SOIL	N	Dibenz(a,h)anthracene	3.6 U	0.71	3.6	7.2	UG/KG
	OT29-SO-J09B2-08-1415	SOIL	N	Dibenzofuran	3.6 U	0.71	3.6	54	UG/KG
	OT29-SO-J09B2-08-1415	SOIL	N	Diethyl phthalate	36 U	17	36	75	UG/KG
	OT29-SO-J09B2-08-1415	SOIL	N	Dimethyl phthalate	36 U	18	36	75	UG/KG
	OT29-SO-J09B2-08-1415	SOIL	N	Di-n-butyl phthalate	36 U	16	36	75	UG/KG
	OT29-SO-J09B2-08-1415	SOIL	N	Di-n-octyl phthalate	36 U	8.5	36	75	UG/KG
	OT29-SO-J09B2-08-1415	SOIL	N	Fluoranthene	3.6 U	0.59	3.6	7.2	UG/KG

Table 3. Summary of Analytical Results for Discrete Soil Samples for the Open Detonation Unit, Kirtland Air Force Base, December 2015

Method	Sample ID	Matrix	QA/QC Type	Analyte	Result*	DL	LOD	LOQ	Units
SW8270C									
	OT29-SO-J09B2-08-1415	SOIL	N	Fluorene	3.6 U	0.57	3.6	7.2	UG/KG
	OT29-SO-J09B2-08-1415	SOIL	N	Hexachlorobenzene	3.6 U	2.3	3.6	7.2	UG/KG
	OT29-SO-J09B2-08-1415	SOIL	N	Hexachlorobutadiene	36 U	6	36	54	UG/KG
	OT29-SO-J09B2-08-1415	SOIL	N	Hexachlorocyclopentadiene	36 U	8.7	36	360	UG/KG
	OT29-SO-J09B2-08-1415	SOIL	N	Hexachloroethane	36 U	9.7	36	54	UG/KG
	OT29-SO-J09B2-08-1415	SOIL	N	Indeno[1,2,3-cd]pyrene	1.8 U	0.38	1.8	7.2	UG/KG
	OT29-SO-J09B2-08-1415	SOIL	N	Isophorone	36 U	14	36	54	UG/KG
	OT29-SO-J09B2-08-1415	SOIL	N	Naphthalene	3.6 U	0.88	3.6	7.2	UG/KG
	OT29-SO-J09B2-08-1415	SOIL	N	Nitrobenzene	3.6 U	2.4	3.6	110	UG/KG
	OT29-SO-J09B2-08-1415	SOIL	N	N-Nitrosodimethylamine	36 U	17	36	110	UG/KG
	OT29-SO-J09B2-08-1415	SOIL	N	N-Nitrosodi-n-propylamine	36 U	6.8	36	54	UG/KG
	OT29-SO-J09B2-08-1415	SOIL	N	N-Nitrosodiphenylamine	36 U	23	36	54	UG/KG
	OT29-SO-J09B2-08-1415	SOIL	N	Pentachlorophenol	36 U	9.8	36	160	UG/KG
	OT29-SO-JO9A1-17-0001	SOIL	N	1,2,4,5-Tetrachlorobenzene	36 U	16	36	110	UG/KG
	OT29-SO-JO9A1-17-0001	SOIL	N	2,4,5-Trichlorophenol	73 U	27	73	160	UG/KG
	OT29-SO-JO9A1-17-0001	SOIL	N	2,4,6-Trichlorophenol	36 U	9.7	36	160	UG/KG
	OT29-SO-JO9A1-17-0001	SOIL	N	2,4-Dichlorophenol	73 U	22	73	160	UG/KG
	OT29-SO-JO9A1-17-0001	SOIL	N	2,4-Dimethylphenol	73 U	22	73	160	UG/KG
	OT29-SO-JO9A1-17-0001	SOIL	N	2,4-Dinitrotoluene	73 U	19	73	220	UG/KG
	OT29-SO-JO9A1-17-0001	SOIL	N	2,6-Dichlorophenol	18 U	4.4	18	220	UG/KG
	OT29-SO-JO9A1-17-0001	SOIL	N	2,6-Dinitrotoluene	73 U	23	73	220	UG/KG
	OT29-SO-JO9A1-17-0001	SOIL	N	2-Chloronaphthalene	1.8 U	0.49	1.8	55	UG/KG
	OT29-SO-JO9A1-17-0001	SOIL	N	2-Chlorophenol	36 U	9	36	55	UG/KG

Table 3. Summary of Analytical Results for Discrete Soil Samples for the Open Detonation Unit, Kirtland Air Force Base, December 2015

Method	Sample ID	Matrix	QA/QC Type	Analyte	Result*	DL	LOD	LOQ	Units
SW8270C									
	OT29-SO-JO9A1-17-0001	SOIL	N	2-Methylnaphthalene	3.6 U	0.55	3.6	7.3	UG/KG
	OT29-SO-JO9A1-17-0001	SOIL	N	2-Methylphenol	73 U	12	73	220	UG/KG
	OT29-SO-JO9A1-17-0001	SOIL	N	2-Nitroaniline	36 U	9.9	36	220	UG/KG
	OT29-SO-JO9A1-17-0001	SOIL	N	2-Nitrophenol	36 U	9.1	36	55	UG/KG
	OT29-SO-JO9A1-17-0001	SOIL	N	3,3'-Dichlorobenzidine	73 U	20	73	110	UG/KG
	OT29-SO-JO9A1-17-0001	SOIL	N	3-Methylphenol & 4-Methylphenol	73 U	22	73	440	UG/KG
	OT29-SO-JO9A1-17-0001	SOIL	N	3-Nitroaniline	73 U	17	73	220	UG/KG
	OT29-SO-JO9A1-17-0001	SOIL	N	4,6-Dinitro-2-methylphenol	36 U	10	36	160	UG/KG
	OT29-SO-JO9A1-17-0001	SOIL	N	4-Bromophenyl phenyl ether	36 U	14	36	55	UG/KG
	OT29-SO-JO9A1-17-0001	SOIL	N	4-Chloro-3-methylphenol	73 U	23	73	160	UG/KG
	OT29-SO-JO9A1-17-0001	SOIL	N	4-Chloroaniline	73 U	19	73	160	UG/KG
	OT29-SO-JO9A1-17-0001	SOIL	N	4-Chlorophenyl phenyl ether	36 U	14	36	55	UG/KG
	OT29-SO-JO9A1-17-0001	SOIL	N	4-Nitroaniline	73 U	28	73	220	UG/KG
	OT29-SO-JO9A1-17-0001	SOIL	N	4-Nitrophenol	73 U	19	73	360	UG/KG
	OT29-SO-JO9A1-17-0001	SOIL	N	Acenaphthene	3.6 U	0.83	3.6	7.3	UG/KG
	OT29-SO-JO9A1-17-0001	SOIL	N	Acenaphthylene	1.8 U	0.38	1.8	7.3	UG/KG
	OT29-SO-JO9A1-17-0001	SOIL	N	Acetophenone	36 U	10	36	110	UG/KG
	OT29-SO-JO9A1-17-0001	SOIL	N	Anthracene	3.6 U	0.85	3.6	7.3	UG/KG
	OT29-SO-JO9A1-17-0001	SOIL	N	Atrazine	36 U	9.9	36	220	UG/KG
	OT29-SO-JO9A1-17-0001	SOIL	N	Azobenzene	73 U	22	73	360	UG/KG
	OT29-SO-JO9A1-17-0001	SOIL	N	Benzaldehyde	36 U	13	36	110	UG/KG
	OT29-SO-JO9A1-17-0001	SOIL	N	Benzo[a]anthracene	3.6 U	0.69	3.6	7.3	UG/KG
	OT29-SO-JO9A1-17-0001	SOIL	N	Benzo[a]pyrene	3.6 U	0.7	3.6	7.3	UG/KG

Table 3. Summary of Analytical Results for Discrete Soil Samples for the Open Detonation Unit, Kirtland Air Force Base, December 2015

Method	Sample ID	Matrix	QA/QC Type	Analyte	Result*	DL	LOD	LOQ	Units
SW8270C									
	OT29-SO-JO9A1-17-0001	SOIL	N	Benzo[b]fluoranthene	3.6 U	0.64	3.6	7.3	UG/KG
	OT29-SO-JO9A1-17-0001	SOIL	N	Benzo[g,h,i]perylene	1.8 U	0.38	1.8	7.3	UG/KG
	OT29-SO-JO9A1-17-0001	SOIL	N	Benzo[k]fluoranthene	3.6 U	0.74	3.6	7.3	UG/KG
	OT29-SO-JO9A1-17-0001	SOIL	N	Biphenyl	18 U	3.8	18	55	UG/KG
	OT29-SO-JO9A1-17-0001	SOIL	N	bis (2-chloroisopropyl) ether	36 U	10	36	110	UG/KG
	OT29-SO-JO9A1-17-0001	SOIL	N	Bis(2-chloroethoxy)methane	73 U	24	73	110	UG/KG
	OT29-SO-JO9A1-17-0001	SOIL	N	Bis(2-chloroethyl)ether	3.6 U	2.2	3.6	110	UG/KG
	OT29-SO-JO9A1-17-0001	SOIL	N	Bis(2-ethylhexyl) phthalate	39 J	21	36	76	UG/KG
	OT29-SO-JO9A1-17-0001	SOIL	N	Butyl benzyl phthalate	36 U	11	36	76	UG/KG
	OT29-SO-JO9A1-17-0001	SOIL	N	Caprolactam	73 U	40	73	360	UG/KG
	OT29-SO-JO9A1-17-0001	SOIL	N	Carbazole	36 U	29	36	55	UG/KG
	OT29-SO-JO9A1-17-0001	SOIL	N	Chrysene	3.6 U	1.2	3.6	7.3	UG/KG
	OT29-SO-JO9A1-17-0001	SOIL	N	Dibenz(a,h)anthracene	3.6 U	0.72	3.6	7.3	UG/KG
	OT29-SO-JO9A1-17-0001	SOIL	N	Dibenzofuran	3.6 U	0.72	3.6	55	UG/KG
	OT29-SO-JO9A1-17-0001	SOIL	N	Diethyl phthalate	36 U	17	36	76	UG/KG
	OT29-SO-JO9A1-17-0001	SOIL	N	Dimethyl phthalate	36 U	19	36	76	UG/KG
	OT29-SO-JO9A1-17-0001	SOIL	N	Di-n-butyl phthalate	36 U	16	36	76	UG/KG
	OT29-SO-JO9A1-17-0001	SOIL	N	Di-n-octyl phthalate	36 U	8.6	36	76	UG/KG
	OT29-SO-JO9A1-17-0001	SOIL	N	Fluoranthene	3.6 U	0.6	3.6	7.3	UG/KG
	OT29-SO-JO9A1-17-0001	SOIL	N	Fluorene	3.6 U	0.58	3.6	7.3	UG/KG
	OT29-SO-JO9A1-17-0001	SOIL	N	Hexachlorobenzene	3.6 U	2.3	3.6	7.3	UG/KG
	OT29-SO-JO9A1-17-0001	SOIL	N	Hexachlorobutadiene	36 U	6.1	36	55	UG/KG
	OT29-SO-JO9A1-17-0001	SOIL	N	Hexachlorocyclopentadiene	36 U	8.8	36	360	UG/KG

Table 3. Summary of Analytical Results for Discrete Soil Samples for the Open Detonation Unit, Kirtland Air Force Base, December 2015

Method	Sample ID	Matrix	QA/QC Type	Analyte	Result*	DL	LOD	LOQ	Units
SW8270C									
	OT29-SO-JO9A1-17-0001	SOIL	N	Hexachloroethane	36 U	9.8	36	55	UG/KG
	OT29-SO-JO9A1-17-0001	SOIL	N	Indeno[1,2,3-cd]pyrene	1.8 U	0.38	1.8	7.3	UG/KG
	OT29-SO-JO9A1-17-0001	SOIL	N	Isophorone	36 U	14	36	55	UG/KG
	OT29-SO-JO9A1-17-0001	SOIL	N	Naphthalene	3.6 U	0.9	3.6	7.3	UG/KG
	OT29-SO-JO9A1-17-0001	SOIL	N	Nitrobenzene	3.6 U	2.4	3.6	110	UG/KG
	OT29-SO-JO9A1-17-0001	SOIL	N	N-Nitrosodimethylamine	36 U	17	36	110	UG/KG
	OT29-SO-JO9A1-17-0001	SOIL	N	N-Nitrosodi-n-propylamine	36 U	6.9	36	55	UG/KG
	OT29-SO-JO9A1-17-0001	SOIL	N	N-Nitrosodiphenylamine	36 U	23	36	55	UG/KG
	OT29-SO-JO9A1-17-0001	SOIL	N	Pentachlorophenol	36 U	9.9	36	160	UG/KG
	OT29-SO-JO9A1-17-1415	SOIL	N	1,2,4,5-Tetrachlorobenzene	35 U	16	35	100	UG/KG
	OT29-SO-JO9A1-17-1415	SOIL	N	2,4,5-Trichlorophenol	70 U	26	70	160	UG/KG
	OT29-SO-JO9A1-17-1415	SOIL	N	2,4,6-Trichlorophenol	35 U	9.3	35	160	UG/KG
	OT29-SO-JO9A1-17-1415	SOIL	N	2,4-Dichlorophenol	70 U	21	70	160	UG/KG
	OT29-SO-JO9A1-17-1415	SOIL	N	2,4-Dimethylphenol	70 U	21	70	160	UG/KG
	OT29-SO-JO9A1-17-1415	SOIL	N	2,4-Dinitrotoluene	70 U	18	70	210	UG/KG
	OT29-SO-JO9A1-17-1415	SOIL	N	2,6-Dichlorophenol	17 U	4.2	17	210	UG/KG
	OT29-SO-JO9A1-17-1415	SOIL	N	2,6-Dinitrotoluene	70 U	22	70	210	UG/KG
	OT29-SO-JO9A1-17-1415	SOIL	N	2-Chloronaphthalene	1.7 U	0.47	1.7	52	UG/KG
	OT29-SO-JO9A1-17-1415	SOIL	N	2-Chlorophenol	35 U	8.6	35	52	UG/KG
	OT29-SO-JO9A1-17-1415	SOIL	N	2-Methylnaphthalene	3.5 U	0.52	3.5	7	UG/KG
	OT29-SO-JO9A1-17-1415	SOIL	N	2-Methylphenol	70 U	12	70	210	UG/KG
	OT29-SO-JO9A1-17-1415	SOIL	N	2-Nitroaniline	35 U	9.5	35	210	UG/KG
	OT29-SO-JO9A1-17-1415	SOIL	N	2-Nitrophenol	35 U	8.7	35	52	UG/KG

Table 3. Summary of Analytical Results for Discrete Soil Samples for the Open Detonation Unit, Kirtland Air Force Base, December 2015

Method	Sample ID	Matrix	QA/QC Type	Analyte	Result*	DL	LOD	LOQ	Units
SW8270C									
	OT29-SO-JO9A1-17-1415	SOIL	N	3,3'-Dichlorobenzidine	70 U	19	70	100	UG/KG
	OT29-SO-JO9A1-17-1415	SOIL	N	3-Methylphenol & 4-Methylphenol	70 U	21	70	420	UG/KG
	OT29-SO-JO9A1-17-1415	SOIL	N	3-Nitroaniline	70 U	17	70	210	UG/KG
	OT29-SO-JO9A1-17-1415	SOIL	N	4,6-Dinitro-2-methylphenol	35 U	9.6	35	160	UG/KG
	OT29-SO-JO9A1-17-1415	SOIL	N	4-Bromophenyl phenyl ether	35 U	14	35	52	UG/KG
	OT29-SO-JO9A1-17-1415	SOIL	N	4-Chloro-3-methylphenol	70 U	22	70	160	UG/KG
	OT29-SO-JO9A1-17-1415	SOIL	N	4-Chloroaniline	70 U	18	70	160	UG/KG
	OT29-SO-JO9A1-17-1415	SOIL	N	4-Chlorophenyl phenyl ether	35 U	14	35	52	UG/KG
	OT29-SO-JO9A1-17-1415	SOIL	N	4-Nitroaniline	70 U	27	70	210	UG/KG
	OT29-SO-JO9A1-17-1415	SOIL	N	4-Nitrophenol	70 U	18	70	350	UG/KG
	OT29-SO-JO9A1-17-1415	SOIL	N	Acenaphthene	3.5 U	0.8	3.5	7	UG/KG
	OT29-SO-JO9A1-17-1415	SOIL	N	Acenaphthylene	1.7 U	0.37	1.7	7	UG/KG
	OT29-SO-JO9A1-17-1415	SOIL	N	Acetophenone	35 U	9.6	35	100	UG/KG
	OT29-SO-JO9A1-17-1415	SOIL	N	Anthracene	3.5 U	0.82	3.5	7	UG/KG
	OT29-SO-JO9A1-17-1415	SOIL	N	Atrazine	35 U	9.5	35	210	UG/KG
	OT29-SO-JO9A1-17-1415	SOIL	N	Azobenzene	70 U	21	70	350	UG/KG
	OT29-SO-JO9A1-17-1415	SOIL	N	Benzaldehyde	35 U	13	35	100	UG/KG
	OT29-SO-JO9A1-17-1415	SOIL	N	Benzo[a]anthracene	3.5 U	0.66	3.5	7	UG/KG
	OT29-SO-JO9A1-17-1415	SOIL	N	Benzo[a]pyrene	3.5 U	0.67	3.5	7	UG/KG
	OT29-SO-JO9A1-17-1415	SOIL	N	Benzo[b]fluoranthene	3.5 U	0.62	3.5	7	UG/KG
	OT29-SO-JO9A1-17-1415	SOIL	N	Benzo[g,h,i]perylene	1.7 U	0.37	1.7	7	UG/KG
	OT29-SO-JO9A1-17-1415	SOIL	N	Benzo[k]fluoranthene	3.5 U	0.71	3.5	7	UG/KG
	OT29-SO-JO9A1-17-1415	SOIL	N	Biphenyl	17 U	3.7	17	52	UG/KG

Table 3. Summary of Analytical Results for Discrete Soil Samples for the Open Detonation Unit, Kirtland Air Force Base, December 2015

Method	Sample ID	Matrix	QA/QC Type	Analyte	Result*	DL	LOD	LOQ	Units
SW8270C									
	OT29-SO-JO9A1-17-1415	SOIL	N	bis (2-chloroisopropyl) ether	35 U	9.9	35	100	UG/KG
	OT29-SO-JO9A1-17-1415	SOIL	N	Bis(2-chloroethoxy)methane	70 U	23	70	100	UG/KG
	OT29-SO-JO9A1-17-1415	SOIL	N	Bis(2-chloroethyl)ether	3.5 U	2.1	3.5	100	UG/KG
	OT29-SO-JO9A1-17-1415	SOIL	N	Bis(2-ethylhexyl) phthalate	22 J	20	35	73	UG/KG
	OT29-SO-JO9A1-17-1415	SOIL	N	Butyl benzyl phthalate	35 U	10	35	73	UG/KG
	OT29-SO-JO9A1-17-1415	SOIL	N	Caprolactam	70 U	39	70	350	UG/KG
	OT29-SO-JO9A1-17-1415	SOIL	N	Carbazole	35 U	28	35	52	UG/KG
	OT29-SO-JO9A1-17-1415	SOIL	N	Chrysene	3.5 U	1.2	3.5	7	UG/KG
	OT29-SO-JO9A1-17-1415	SOIL	N	Dibenz(a,h)anthracene	3.5 U	0.69	3.5	7	UG/KG
	OT29-SO-JO9A1-17-1415	SOIL	N	Dibenzofuran	3.5 U	0.69	3.5	52	UG/KG
	OT29-SO-JO9A1-17-1415	SOIL	N	Diethyl phthalate	35 U	17	35	73	UG/KG
	OT29-SO-JO9A1-17-1415	SOIL	N	Dimethyl phthalate	35 U	18	35	73	UG/KG
	OT29-SO-JO9A1-17-1415	SOIL	N	Di-n-butyl phthalate	35 U	16	35	73	UG/KG
	OT29-SO-JO9A1-17-1415	SOIL	N	Di-n-octyl phthalate	35 U	8.3	35	73	UG/KG
	OT29-SO-JO9A1-17-1415	SOIL	N	Fluoranthene	3.5 U	0.58	3.5	7	UG/KG
	OT29-SO-JO9A1-17-1415	SOIL	N	Fluorene	3.5 U	0.55	3.5	7	UG/KG
	OT29-SO-JO9A1-17-1415	SOIL	N	Hexachlorobenzene	3.5 U	2.2	3.5	7	UG/KG
	OT29-SO-JO9A1-17-1415	SOIL	N	Hexachlorobutadiene	35 U	5.9	35	52	UG/KG
	OT29-SO-JO9A1-17-1415	SOIL	N	Hexachlorocyclopentadiene	35 U	8.5	35	350	UG/KG
	OT29-SO-JO9A1-17-1415	SOIL	N	Hexachloroethane	35 U	9.4	35	52	UG/KG
	OT29-SO-JO9A1-17-1415	SOIL	N	Indeno[1,2,3-cd]pyrene	1.7 U	0.37	1.7	7	UG/KG
	OT29-SO-JO9A1-17-1415	SOIL	N	Isophorone	35 U	14	35	52	UG/KG
	OT29-SO-JO9A1-17-1415	SOIL	N	Naphthalene	3.5 U	0.86	3.5	7	UG/KG

Table 3. Summary of Analytical Results for Discrete Soil Samples for the Open Detonation Unit, Kirtland Air Force Base, December 2015

Method	Sample ID	Matrix	QA/QC Type	Analyte	Result*	DL	LOD	LOQ	Units
SW8270C									
	OT29-SO-JO9A1-17-1415	SOIL	N	Nitrobenzene	3.5 U	2.3	3.5	100	UG/KG
	OT29-SO-JO9A1-17-1415	SOIL	N	N-Nitrosodimethylamine	35 U	17	35	100	UG/KG
	OT29-SO-JO9A1-17-1415	SOIL	N	N-Nitrosodi-n-propylamine	35 U	6.6	35	52	UG/KG
	OT29-SO-JO9A1-17-1415	SOIL	N	N-Nitrosodiphenylamine	35 U	22	35	52	UG/KG
	OT29-SO-JO9A1-17-1415	SOIL	N	Pentachlorophenol	35 U	9.5	35	160	UG/KG
	OT29-SO-JO9A1-19-0001	SOIL	N	1,2,4,5-Tetrachlorobenzene	37 U	16	37	110	UG/KG
	OT29-SO-JO9A1-19-0001	SOIL	N	2,4,5-Trichlorophenol	73 U	27	73	160	UG/KG
	OT29-SO-JO9A1-19-0001	SOIL	N	2,4,6-Trichlorophenol	37 U	9.8	37	160	UG/KG
	OT29-SO-JO9A1-19-0001	SOIL	N	2,4-Dichlorophenol	73 U	22	73	160	UG/KG
	OT29-SO-JO9A1-19-0001	SOIL	N	2,4-Dimethylphenol	73 U	22	73	160	UG/KG
	OT29-SO-JO9A1-19-0001	SOIL	N	2,4-Dinitrotoluene	73 U	19	73	220	UG/KG
	OT29-SO-JO9A1-19-0001	SOIL	N	2,6-Dichlorophenol	18 U	4.4	18	220	UG/KG
	OT29-SO-JO9A1-19-0001	SOIL	N	2,6-Dinitrotoluene	73 U	23	73	220	UG/KG
	OT29-SO-JO9A1-19-0001	SOIL	N	2-Chloronaphthalene	1.8 U	0.49	1.8	55	UG/KG
	OT29-SO-JO9A1-19-0001	SOIL	N	2-Chlorophenol	37 U	9	37	55	UG/KG
	OT29-SO-JO9A1-19-0001	SOIL	N	2-Methylnaphthalene	3.6 U	0.55	3.6	7.3	UG/KG
	OT29-SO-JO9A1-19-0001	SOIL	N	2-Methylphenol	73 U	12	73	220	UG/KG
	OT29-SO-JO9A1-19-0001	SOIL	N	2-Nitroaniline	37 U	10	37	220	UG/KG
	OT29-SO-JO9A1-19-0001	SOIL	N	2-Nitrophenol	37 U	9.1	37	55	UG/KG
	OT29-SO-JO9A1-19-0001	SOIL	N	3,3'-Dichlorobenzidine	73 U	20	73	110	UG/KG
	OT29-SO-JO9A1-19-0001	SOIL	N	3-Methylphenol & 4-Methylphenol	73 U	22	73	440	UG/KG
	OT29-SO-JO9A1-19-0001	SOIL	N	3-Nitroaniline	73 U	18	73	220	UG/KG
	OT29-SO-JO9A1-19-0001	SOIL	N	4,6-Dinitro-2-methylphenol	37 U	10	37	160	UG/KG

Table 3. Summary of Analytical Results for Discrete Soil Samples for the Open Detonation Unit, Kirtland Air Force Base, December 2015

Method	Sample ID	Matrix	QA/QC Type	Analyte	Result*	DL	LOD	LOQ	Units
SW8270C									
	OT29-SO-JO9A1-19-0001	SOIL	N	4-Bromophenyl phenyl ether	37 U	14	37	55	UG/KG
	OT29-SO-JO9A1-19-0001	SOIL	N	4-Chloro-3-methylphenol	73 U	23	73	160	UG/KG
	OT29-SO-JO9A1-19-0001	SOIL	N	4-Chloroaniline	73 U	19	73	160	UG/KG
	OT29-SO-JO9A1-19-0001	SOIL	N	4-Chlorophenyl phenyl ether	37 U	14	37	55	UG/KG
	OT29-SO-JO9A1-19-0001	SOIL	N	4-Nitroaniline	73 U	29	73	220	UG/KG
	OT29-SO-JO9A1-19-0001	SOIL	N	4-Nitrophenol	73 U	19	73	360	UG/KG
	OT29-SO-JO9A1-19-0001	SOIL	N	Acenaphthene	3.6 U	0.84	3.6	7.3	UG/KG
	OT29-SO-JO9A1-19-0001	SOIL	N	Acenaphthylene	1.8 U	0.38	1.8	7.3	UG/KG
	OT29-SO-JO9A1-19-0001	SOIL	N	Acetophenone	37 U	10	37	110	UG/KG
	OT29-SO-JO9A1-19-0001	SOIL	N	Anthracene	3.6 U	0.86	3.6	7.3	UG/KG
	OT29-SO-JO9A1-19-0001	SOIL	N	Atrazine	37 U	10	37	220	UG/KG
	OT29-SO-JO9A1-19-0001	SOIL	N	Azobenzene	73 U	22	73	360	UG/KG
	OT29-SO-JO9A1-19-0001	SOIL	N	Benzaldehyde	37 U	13	37	110	UG/KG
	OT29-SO-JO9A1-19-0001	SOIL	N	Benzo[a]anthracene	3.6 U	0.69	3.6	7.3	UG/KG
	OT29-SO-JO9A1-19-0001	SOIL	N	Benzo[a]pyrene	3.6 U	0.7	3.6	7.3	UG/KG
	OT29-SO-JO9A1-19-0001	SOIL	N	Benzo[b]fluoranthene	3.6 U	0.65	3.6	7.3	UG/KG
	OT29-SO-JO9A1-19-0001	SOIL	N	Benzo[g,h,i]perylene	1.8 U	0.38	1.8	7.3	UG/KG
	OT29-SO-JO9A1-19-0001	SOIL	N	Benzo[k]fluoranthene	3.6 U	0.75	3.6	7.3	UG/KG
	OT29-SO-JO9A1-19-0001	SOIL	N	Biphenyl	18 U	3.8	18	55	UG/KG
	OT29-SO-JO9A1-19-0001	SOIL	N	bis (2-chloroisopropyl) ether	37 U	10	37	110	UG/KG
	OT29-SO-JO9A1-19-0001	SOIL	N	Bis(2-chloroethoxy)methane	73 U	24	73	110	UG/KG
	OT29-SO-JO9A1-19-0001	SOIL	N	Bis(2-chloroethyl)ether	3.6 U	2.2	3.6	110	UG/KG
	OT29-SO-JO9A1-19-0001	SOIL	N	Bis(2-ethylhexyl) phthalate	38 J	21	37	77	UG/KG

Table 3. Summary of Analytical Results for Discrete Soil Samples for the Open Detonation Unit, Kirtland Air Force Base, December 2015

Method	Sample ID	Matrix	QA/QC Type	Analyte	Result*	DL	LOD	LOQ	Units
SW8270C									
	OT29-SO-JO9A1-19-0001	SOIL	N	Butyl benzyl phthalate	37 U	11	37	77	UG/KG
	OT29-SO-JO9A1-19-0001	SOIL	N	Caprolactam	73 U	41	73	360	UG/KG
	OT29-SO-JO9A1-19-0001	SOIL	N	Carbazole	37 U	30	37	55	UG/KG
	OT29-SO-JO9A1-19-0001	SOIL	N	Chrysene	3.6 U	1.2	3.6	7.3	UG/KG
	OT29-SO-JO9A1-19-0001	SOIL	N	Dibenz(a,h)anthracene	3.6 U	0.73	3.6	7.3	UG/KG
	OT29-SO-JO9A1-19-0001	SOIL	N	Dibenzofuran	3.6 U	0.73	3.6	55	UG/KG
	OT29-SO-JO9A1-19-0001	SOIL	N	Diethyl phthalate	37 U	18	37	77	UG/KG
	OT29-SO-JO9A1-19-0001	SOIL	N	Dimethyl phthalate	37 U	19	37	77	UG/KG
	OT29-SO-JO9A1-19-0001	SOIL	N	Di-n-butyl phthalate	27 J	16	37	77	UG/KG
	OT29-SO-JO9A1-19-0001	SOIL	N	Di-n-octyl phthalate	37 U	8.7	37	77	UG/KG
	OT29-SO-JO9A1-19-0001	SOIL	N	Fluoranthene	3.6 U	0.6	3.6	7.3	UG/KG
	OT29-SO-JO9A1-19-0001	SOIL	N	Fluorene	3.6 U	0.58	3.6	7.3	UG/KG
	OT29-SO-JO9A1-19-0001	SOIL	N	Hexachlorobenzene	3.6 U	2.3	3.6	7.3	UG/KG
	OT29-SO-JO9A1-19-0001	SOIL	N	Hexachlorobutadiene	37 U	6.2	37	55	UG/KG
	OT29-SO-JO9A1-19-0001	SOIL	N	Hexachlorocyclopentadiene	37 U	8.9	37	360	UG/KG
	OT29-SO-JO9A1-19-0001	SOIL	N	Hexachloroethane	37 U	9.9	37	55	UG/KG
	OT29-SO-JO9A1-19-0001	SOIL	N	Indeno[1,2,3-cd]pyrene	1.8 U	0.38	1.8	7.3	UG/KG
	OT29-SO-JO9A1-19-0001	SOIL	N	Isophorone	37 U	14	37	55	UG/KG
	OT29-SO-JO9A1-19-0001	SOIL	N	Naphthalene	3.6 U	0.9	3.6	7.3	UG/KG
	OT29-SO-JO9A1-19-0001	SOIL	N	Nitrobenzene	3.6 U	2.4	3.6	110	UG/KG
	OT29-SO-JO9A1-19-0001	SOIL	N	N-Nitrosodimethylamine	37 U	18	37	110	UG/KG
	OT29-SO-JO9A1-19-0001	SOIL	N	N-Nitrosodi-n-propylamine	37 U	6.9	37	55	UG/KG
	OT29-SO-JO9A1-19-0001	SOIL	N	N-Nitrosodiphenylamine	37 U	23	37	55	UG/KG

Table 3. Summary of Analytical Results for Discrete Soil Samples for the Open Detonation Unit, Kirtland Air Force Base, December 2015

Method	Sample ID	Matrix	QA/QC Type	Analyte	Result*	DL	LOD	LOQ	Units
SW8270C									
	OT29-SO-JO9A1-19-0001	SOIL	N	Pentachlorophenol	37 U	10	37	160	UG/KG
	OT29-SO-JO9A1-19-1415	SOIL	N	1,2,4,5-Tetrachlorobenzene	34 U	15	34	100	UG/KG
	OT29-SO-JO9A1-19-1415	SOIL	N	2,4,5-Trichlorophenol	69 U	26	69	150	UG/KG
	OT29-SO-JO9A1-19-1415	SOIL	N	2,4,6-Trichlorophenol	34 U	9.2	34	150	UG/KG
	OT29-SO-JO9A1-19-1415	SOIL	N	2,4-Dichlorophenol	69 U	21	69	150	UG/KG
	OT29-SO-JO9A1-19-1415	SOIL	N	2,4-Dimethylphenol	69 U	21	69	150	UG/KG
	OT29-SO-JO9A1-19-1415	SOIL	N	2,4-Dinitrotoluene	69 U	18	69	210	UG/KG
	OT29-SO-JO9A1-19-1415	SOIL	N	2,6-Dichlorophenol	17 U	4.1	17	210	UG/KG
	OT29-SO-JO9A1-19-1415	SOIL	N	2,6-Dinitrotoluene	69 U	22	69	210	UG/KG
	OT29-SO-JO9A1-19-1415	SOIL	N	2-Chloronaphthalene	1.7 U	0.46	1.7	52	UG/KG
	OT29-SO-JO9A1-19-1415	SOIL	N	2-Chlorophenol	34 U	8.5	34	52	UG/KG
	OT29-SO-JO9A1-19-1415	SOIL	N	2-Methylnaphthalene	3.4 U	0.52	3.4	6.9	UG/KG
	OT29-SO-JO9A1-19-1415	SOIL	N	2-Methylphenol	69 U	11	69	210	UG/KG
	OT29-SO-JO9A1-19-1415	SOIL	N	2-Nitroaniline	34 U	9.4	34	210	UG/KG
	OT29-SO-JO9A1-19-1415	SOIL	N	2-Nitrophenol	34 U	8.6	34	52	UG/KG
	OT29-SO-JO9A1-19-1415	SOIL	N	3,3'-Dichlorobenzidine	69 U	19	69	100	UG/KG
	OT29-SO-JO9A1-19-1415	SOIL	N	3-Methylphenol & 4-Methylphenol	69 U	21	69	410	UG/KG
	OT29-SO-JO9A1-19-1415	SOIL	N	3-Nitroaniline	69 U	17	69	210	UG/KG
	OT29-SO-JO9A1-19-1415	SOIL	N	4,6-Dinitro-2-methylphenol	34 U	9.5	34	150	UG/KG
	OT29-SO-JO9A1-19-1415	SOIL	N	4-Bromophenyl phenyl ether	34 U	13	34	52	UG/KG
	OT29-SO-JO9A1-19-1415	SOIL	N	4-Chloro-3-methylphenol	69 U	22	69	150	UG/KG
	OT29-SO-JO9A1-19-1415	SOIL	N	4-Chloroaniline	69 U	18	69	150	UG/KG
	OT29-SO-JO9A1-19-1415	SOIL	N	4-Chlorophenyl phenyl ether	34 U	13	34	52	UG/KG

Table 3. Summary of Analytical Results for Discrete Soil Samples for the Open Detonation Unit, Kirtland Air Force Base, December 2015

Method	Sample ID	Matrix	QA/QC Type	Analyte	Result*	DL	LOD	LOQ	Units
SW8270C									
	OT29-SO-JO9A1-19-1415	SOIL	N	4-Nitroaniline	69 U	27	69	210	UG/KG
	OT29-SO-JO9A1-19-1415	SOIL	N	4-Nitrophenol	69 U	18	69	340	UG/KG
	OT29-SO-JO9A1-19-1415	SOIL	N	Acenaphthene	3.4 U	0.78	3.4	6.9	UG/KG
	OT29-SO-JO9A1-19-1415	SOIL	N	Acenaphthylene	1.7 U	0.36	1.7	6.9	UG/KG
	OT29-SO-JO9A1-19-1415	SOIL	N	Acetophenone	34 U	9.5	34	100	UG/KG
	OT29-SO-JO9A1-19-1415	SOIL	N	Anthracene	3.4 U	0.81	3.4	6.9	UG/KG
	OT29-SO-JO9A1-19-1415	SOIL	N	Atrazine	34 U	9.4	34	210	UG/KG
	OT29-SO-JO9A1-19-1415	SOIL	N	Azobenzene	69 U	21	69	340	UG/KG
	OT29-SO-JO9A1-19-1415	SOIL	N	Benzaldehyde	34 U	12	34	100	UG/KG
	OT29-SO-JO9A1-19-1415	SOIL	N	Benzo[a]anthracene	3.4 U	0.65	3.4	6.9	UG/KG
	OT29-SO-JO9A1-19-1415	SOIL	N	Benzo[a]pyrene	3.4 U	0.66	3.4	6.9	UG/KG
	OT29-SO-JO9A1-19-1415	SOIL	N	Benzo[b]fluoranthene	3.4 U	0.61	3.4	6.9	UG/KG
	OT29-SO-JO9A1-19-1415	SOIL	N	Benzo[g,h,i]perylene	1.7 U	0.36	1.7	6.9	UG/KG
	OT29-SO-JO9A1-19-1415	SOIL	N	Benzo[k]fluoranthene	3.4 U	0.7	3.4	6.9	UG/KG
	OT29-SO-JO9A1-19-1415	SOIL	N	Biphenyl	17 U	3.6	17	52	UG/KG
	OT29-SO-JO9A1-19-1415	SOIL	N	bis (2-chloroisopropyl) ether	34 U	9.8	34	100	UG/KG
	OT29-SO-JO9A1-19-1415	SOIL	N	Bis(2-chloroethoxy)methane	69 U	23	69	100	UG/KG
	OT29-SO-JO9A1-19-1415	SOIL	N	Bis(2-chloroethyl)ether	3.4 U	2.1	3.4	100	UG/KG
	OT29-SO-JO9A1-19-1415	SOIL	N	Bis(2-ethylhexyl) phthalate	24 J	20	34	72	UG/KG
	OT29-SO-JO9A1-19-1415	SOIL	N	Butyl benzyl phthalate	34 U	10	34	72	UG/KG
	OT29-SO-JO9A1-19-1415	SOIL	N	Caprolactam	69 U	38	69	340	UG/KG
	OT29-SO-JO9A1-19-1415	SOIL	N	Carbazole	34 U	28	34	52	UG/KG
	OT29-SO-JO9A1-19-1415	SOIL	N	Chrysene	3.4 U	1.1	3.4	6.9	UG/KG

Table 3. Summary of Analytical Results for Discrete Soil Samples for the Open Detonation Unit, Kirtland Air Force Base, December 2015

Method	Sample ID	Matrix	QA/QC Type	Analyte	Result*	DL	LOD	LOQ	Units
SW8270C									
	OT29-SO-JO9A1-19-1415	SOIL	N	Dibenz(a,h)anthracene	3.4 U	0.68	3.4	6.9	UG/KG
	OT29-SO-JO9A1-19-1415	SOIL	N	Dibenzofuran	3.4 U	0.68	3.4	52	UG/KG
	OT29-SO-JO9A1-19-1415	SOIL	N	Diethyl phthalate	34 U	17	34	72	UG/KG
	OT29-SO-JO9A1-19-1415	SOIL	N	Dimethyl phthalate	34 U	18	34	72	UG/KG
	OT29-SO-JO9A1-19-1415	SOIL	N	Di-n-butyl phthalate	34 U	15	34	72	UG/KG
	OT29-SO-JO9A1-19-1415	SOIL	N	Di-n-octyl phthalate	34 U	8.2	34	72	UG/KG
	OT29-SO-JO9A1-19-1415	SOIL	N	Fluoranthene	3.4 U	0.57	3.4	6.9	UG/KG
	OT29-SO-JO9A1-19-1415	SOIL	N	Fluorene	3.4 U	0.55	3.4	6.9	UG/KG
	OT29-SO-JO9A1-19-1415	SOIL	N	Hexachlorobenzene	3.4 U	2.2	3.4	6.9	UG/KG
	OT29-SO-JO9A1-19-1415	SOIL	N	Hexachlorobutadiene	34 U	5.8	34	52	UG/KG
	OT29-SO-JO9A1-19-1415	SOIL	N	Hexachlorocyclopentadiene	34 U	8.4	34	340	UG/KG
	OT29-SO-JO9A1-19-1415	SOIL	N	Hexachloroethane	34 U	9.3	34	52	UG/KG
	OT29-SO-JO9A1-19-1415	SOIL	N	Indeno[1,2,3-cd]pyrene	1.7 U	0.36	1.7	6.9	UG/KG
	OT29-SO-JO9A1-19-1415	SOIL	N	Isophorone	34 U	13	34	52	UG/KG
	OT29-SO-JO9A1-19-1415	SOIL	N	Naphthalene	3.4 U	0.85	3.4	6.9	UG/KG
	OT29-SO-JO9A1-19-1415	SOIL	N	Nitrobenzene	3.4 U	2.3	3.4	100	UG/KG
	OT29-SO-JO9A1-19-1415	SOIL	N	N-Nitrosodimethylamine	34 U	17	34	100	UG/KG
	OT29-SO-JO9A1-19-1415	SOIL	N	N-Nitrosodi-n-propylamine	34 U	6.5	34	52	UG/KG
	OT29-SO-JO9A1-19-1415	SOIL	N	N-Nitrosodiphenylamine	34 U	22	34	52	UG/KG
	OT29-SO-JO9A1-19-1415	SOIL	N	Pentachlorophenol	34 U	9.4	34	150	UG/KG
	OT29-SO-JO9A1-21-0001	SOIL	N	1,2,4,5-Tetrachlorobenzene	38 U	17	38	110	UG/KG
	OT29-SO-JO9A1-21-0001	SOIL	N	2,4,5-Trichlorophenol	76 U	28	76	170	UG/KG
	OT29-SO-JO9A1-21-0001	SOIL	N	2,4,6-Trichlorophenol	38 U	10	38	170	UG/KG

Table 3. Summary of Analytical Results for Discrete Soil Samples for the Open Detonation Unit, Kirtland Air Force Base, December 2015

Method	Sample ID	Matrix	QA/QC Type	Analyte	Result*	DL	LOD	LOQ	Units
SW8270C									
	OT29-SO-JO9A1-21-0001	SOIL	N	2,4-Dichlorophenol	76 U	23	76	170	UG/KG
	OT29-SO-JO9A1-21-0001	SOIL	N	2,4-Dimethylphenol	76 U	23	76	170	UG/KG
	OT29-SO-JO9A1-21-0001	SOIL	N	2,4-Dinitrotoluene	76 U	19	76	230	UG/KG
	OT29-SO-JO9A1-21-0001	SOIL	N	2,6-Dichlorophenol	19 U	4.6	19	230	UG/KG
	OT29-SO-JO9A1-21-0001	SOIL	N	2,6-Dinitrotoluene	76 U	24	76	230	UG/KG
	OT29-SO-JO9A1-21-0001	SOIL	N	2-Chloronaphthalene	1.9 U	0.51	1.9	57	UG/KG
	OT29-SO-JO9A1-21-0001	SOIL	N	2-Chlorophenol	38 U	9.3	38	57	UG/KG
	OT29-SO-JO9A1-21-0001	SOIL	N	2-Methylnaphthalene	3.8 U	0.57	3.8	7.6	UG/KG
	OT29-SO-JO9A1-21-0001	SOIL	N	2-Methylphenol	76 U	13	76	230	UG/KG
	OT29-SO-JO9A1-21-0001	SOIL	N	2-Nitroaniline	38 U	10	38	230	UG/KG
	OT29-SO-JO9A1-21-0001	SOIL	N	2-Nitrophenol	38 U	9.5	38	57	UG/KG
	OT29-SO-JO9A1-21-0001	SOIL	N	3,3'-Dichlorobenzidine	76 U	20	76	110	UG/KG
	OT29-SO-JO9A1-21-0001	SOIL	N	3-Methylphenol & 4-Methylphenol	76 U	23	76	460	UG/KG
	OT29-SO-JO9A1-21-0001	SOIL	N	3-Nitroaniline	76 U	18	76	230	UG/KG
	OT29-SO-JO9A1-21-0001	SOIL	N	4,6-Dinitro-2-methylphenol	38 U	10	38	170	UG/KG
	OT29-SO-JO9A1-21-0001	SOIL	N	4-Bromophenyl phenyl ether	38 U	15	38	57	UG/KG
	OT29-SO-JO9A1-21-0001	SOIL	N	4-Chloro-3-methylphenol	76 U	24	76	170	UG/KG
	OT29-SO-JO9A1-21-0001	SOIL	N	4-Chloroaniline	76 U	19	76	170	UG/KG
	OT29-SO-JO9A1-21-0001	SOIL	N	4-Chlorophenyl phenyl ether	38 U	15	38	57	UG/KG
	OT29-SO-JO9A1-21-0001	SOIL	N	4-Nitroaniline	76 U	30	76	230	UG/KG
	OT29-SO-JO9A1-21-0001	SOIL	N	4-Nitrophenol	76 U	19	76	380	UG/KG
	OT29-SO-JO9A1-21-0001	SOIL	N	Acenaphthene	3.8 U	0.87	3.8	7.6	UG/KG
	OT29-SO-JO9A1-21-0001	SOIL	N	Acenaphthylene	1.9 U	0.4	1.9	7.6	UG/KG

Table 3. Summary of Analytical Results for Discrete Soil Samples for the Open Detonation Unit, Kirtland Air Force Base, December 2015

Method	Sample ID	Matrix	QA/QC Type	Analyte	Result*	DL	LOD	LOQ	Units
SW8270C									
	OT29-SO-JO9A1-21-0001	SOIL	N	Acetophenone	38 U	10	38	110	UG/KG
	OT29-SO-JO9A1-21-0001	SOIL	N	Anthracene	3.8 U	0.89	3.8	7.6	UG/KG
	OT29-SO-JO9A1-21-0001	SOIL	N	Atrazine	38 U	10	38	230	UG/KG
	OT29-SO-JO9A1-21-0001	SOIL	N	Azobenzene	76 U	23	76	380	UG/KG
	OT29-SO-JO9A1-21-0001	SOIL	N	Benzaldehyde	38 U	14	38	110	UG/KG
	OT29-SO-JO9A1-21-0001	SOIL	N	Benzo[a]anthracene	3.8 U	0.72	3.8	7.6	UG/KG
	OT29-SO-JO9A1-21-0001	SOIL	N	Benzo[a]pyrene	3.8 U	0.73	3.8	7.6	UG/KG
	OT29-SO-JO9A1-21-0001	SOIL	N	Benzo[b]fluoranthene	3.8 U	0.67	3.8	7.6	UG/KG
	OT29-SO-JO9A1-21-0001	SOIL	N	Benzo[g,h,i]perylene	1.9 U	0.4	1.9	7.6	UG/KG
	OT29-SO-JO9A1-21-0001	SOIL	N	Benzo[k]fluoranthene	3.8 U	0.77	3.8	7.6	UG/KG
	OT29-SO-JO9A1-21-0001	SOIL	N	Biphenyl	19 U	4	19	57	UG/KG
	OT29-SO-JO9A1-21-0001	SOIL	N	bis (2-chloroisopropyl) ether	38 U	11	38	110	UG/KG
	OT29-SO-JO9A1-21-0001	SOIL	N	Bis(2-chloroethoxy)methane	76 U	25	76	110	UG/KG
	OT29-SO-JO9A1-21-0001	SOIL	N	Bis(2-chloroethyl)ether	3.8 U	2.3	3.8	110	UG/KG
	OT29-SO-JO9A1-21-0001	SOIL	N	Bis(2-ethylhexyl) phthalate	51 J	22	38	80	UG/KG
	OT29-SO-JO9A1-21-0001	SOIL	N	Butyl benzyl phthalate	38 U	11	38	80	UG/KG
	OT29-SO-JO9A1-21-0001	SOIL	N	Caprolactam	76 U	42	76	380	UG/KG
	OT29-SO-JO9A1-21-0001	SOIL	N	Carbazole	38 U	31	38	57	UG/KG
	OT29-SO-JO9A1-21-0001	SOIL	N	Chrysene	3.8 U	1.3	3.8	7.6	UG/KG
	OT29-SO-JO9A1-21-0001	SOIL	N	Dibenz(a,h)anthracene	3.8 U	0.75	3.8	7.6	UG/KG
	OT29-SO-JO9A1-21-0001	SOIL	N	Dibenzofuran	3.8 U	0.75	3.8	57	UG/KG
	OT29-SO-JO9A1-21-0001	SOIL	N	Diethyl phthalate	38 U	18	38	80	UG/KG
	OT29-SO-JO9A1-21-0001	SOIL	N	Dimethyl phthalate	38 U	19	38	80	UG/KG

Table 3. Summary of Analytical Results for Discrete Soil Samples for the Open Detonation Unit, Kirtland Air Force Base, December 2015

Method	Sample ID	Matrix	QA/QC Type	Analyte	Result*	DL	LOD	LOQ	Units
SW8270C									
	OT29-SO-JO9A1-21-0001	SOIL	N	Di-n-butyl phthalate	38 U	17	38	80	UG/KG
	OT29-SO-JO9A1-21-0001	SOIL	N	Di-n-octyl phthalate	38 U	9	38	80	UG/KG
	OT29-SO-JO9A1-21-0001	SOIL	N	Fluoranthene	3.8 U	0.63	3.8	7.6	UG/KG
	OT29-SO-JO9A1-21-0001	SOIL	N	Fluorene	3.8 U	0.6	3.8	7.6	UG/KG
	OT29-SO-JO9A1-21-0001	SOIL	N	Hexachlorobenzene	3.8 U	2.4	3.8	7.6	UG/KG
	OT29-SO-JO9A1-21-0001	SOIL	N	Hexachlorobutadiene	38 U	6.4	38	57	UG/KG
	OT29-SO-JO9A1-21-0001	SOIL	N	Hexachlorocyclopentadiene	38 U	9.2	38	380	UG/KG
	OT29-SO-JO9A1-21-0001	SOIL	N	Hexachloroethane	38 U	10	38	57	UG/KG
	OT29-SO-JO9A1-21-0001	SOIL	N	Indeno[1,2,3-cd]pyrene	1.9 U	0.4	1.9	7.6	UG/KG
	OT29-SO-JO9A1-21-0001	SOIL	N	Isophorone	38 U	15	38	57	UG/KG
	OT29-SO-JO9A1-21-0001	SOIL	N	Naphthalene	3.8 U	0.93	3.8	7.6	UG/KG
	OT29-SO-JO9A1-21-0001	SOIL	N	Nitrobenzene	3.8 U	2.5	3.8	110	UG/KG
	OT29-SO-JO9A1-21-0001	SOIL	N	N-Nitrosodimethylamine	38 U	18	38	110	UG/KG
	OT29-SO-JO9A1-21-0001	SOIL	N	N-Nitrosodi-n-propylamine	38 U	7.2	38	57	UG/KG
	OT29-SO-JO9A1-21-0001	SOIL	N	N-Nitrosodiphenylamine	38 U	24	38	57	UG/KG
	OT29-SO-JO9A1-21-0001	SOIL	N	Pentachlorophenol	38 U	10	38	170	UG/KG
	OT29-SO-JO9A1-21-1415	SOIL	N	1,2,4,5-Tetrachlorobenzene	34 U	15	34	100	UG/KG
	OT29-SO-JO9A1-21-1415	SOIL	N	2,4,5-Trichlorophenol	69 U	26	69	150	UG/KG
	OT29-SO-JO9A1-21-1415	SOIL	N	2,4,6-Trichlorophenol	34 U	9.2	34	150	UG/KG
	OT29-SO-JO9A1-21-1415	SOIL	N	2,4-Dichlorophenol	69 U	21	69	150	UG/KG
	OT29-SO-JO9A1-21-1415	SOIL	N	2,4-Dimethylphenol	69 U	21	69	150	UG/KG
	OT29-SO-JO9A1-21-1415	SOIL	N	2,4-Dinitrotoluene	69 U	18	69	210	UG/KG
	OT29-SO-JO9A1-21-1415	SOIL	N	2,6-Dichlorophenol	17 U	4.1	17	210	UG/KG

Table 3. Summary of Analytical Results for Discrete Soil Samples for the Open Detonation Unit, Kirtland Air Force Base, December 2015

Method	Sample ID	Matrix	QA/QC Type	Analyte	Result*	DL	LOD	LOQ	Units
SW8270C									
	OT29-SO-JO9A1-21-1415	SOIL	N	2,6-Dinitrotoluene	69 U	22	69	210	UG/KG
	OT29-SO-JO9A1-21-1415	SOIL	N	2-Chloronaphthalene	1.7 U	0.46	1.7	51	UG/KG
	OT29-SO-JO9A1-21-1415	SOIL	N	2-Chlorophenol	34 U	8.4	34	51	UG/KG
	OT29-SO-JO9A1-21-1415	SOIL	N	2-Methylnaphthalene	3.4 U	0.51	3.4	6.9	UG/KG
	OT29-SO-JO9A1-21-1415	SOIL	N	2-Methylphenol	69 U	11	69	210	UG/KG
	OT29-SO-JO9A1-21-1415	SOIL	N	2-Nitroaniline	34 U	9.4	34	210	UG/KG
	OT29-SO-JO9A1-21-1415	SOIL	N	2-Nitrophenol	34 U	8.5	34	51	UG/KG
	OT29-SO-JO9A1-21-1415	SOIL	N	3,3'-Dichlorobenzidine	69 U	19	69	100	UG/KG
	OT29-SO-JO9A1-21-1415	SOIL	N	3-Methylphenol & 4-Methylphenol	69 U	21	69	410	UG/KG
	OT29-SO-JO9A1-21-1415	SOIL	N	3-Nitroaniline	69 U	16	69	210	UG/KG
	OT29-SO-JO9A1-21-1415	SOIL	N	4,6-Dinitro-2-methylphenol	34 U	9.5	34	150	UG/KG
	OT29-SO-JO9A1-21-1415	SOIL	N	4-Bromophenyl phenyl ether	34 U	13	34	51	UG/KG
	OT29-SO-JO9A1-21-1415	SOIL	N	4-Chloro-3-methylphenol	69 U	22	69	150	UG/KG
	OT29-SO-JO9A1-21-1415	SOIL	N	4-Chloroaniline	69 U	18	69	150	UG/KG
	OT29-SO-JO9A1-21-1415	SOIL	N	4-Chlorophenyl phenyl ether	34 U	13	34	51	UG/KG
	OT29-SO-JO9A1-21-1415	SOIL	N	4-Nitroaniline	69 U	27	69	210	UG/KG
	OT29-SO-JO9A1-21-1415	SOIL	N	4-Nitrophenol	69 U	18	69	340	UG/KG
	OT29-SO-JO9A1-21-1415	SOIL	N	Acenaphthene	3.4 U	0.78	3.4	6.9	UG/KG
	OT29-SO-JO9A1-21-1415	SOIL	N	Acenaphthylene	1.7 U	0.36	1.7	6.9	UG/KG
	OT29-SO-JO9A1-21-1415	SOIL	N	Acetophenone	34 U	9.5	34	100	UG/KG
	OT29-SO-JO9A1-21-1415	SOIL	N	Anthracene	3.4 U	0.8	3.4	6.9	UG/KG
	OT29-SO-JO9A1-21-1415	SOIL	N	Atrazine	34 U	9.4	34	210	UG/KG
	OT29-SO-JO9A1-21-1415	SOIL	N	Azobenzene	69 U	21	69	340	UG/KG

Table 3. Summary of Analytical Results for Discrete Soil Samples for the Open Detonation Unit, Kirtland Air Force Base, December 2015

Method	Sample ID	Matrix	QA/QC Type	Analyte	Result*	DL	LOD	LOQ	Units
SW8270C									
	OT29-SO-JO9A1-21-1415	SOIL	N	Benzaldehyde	34 U	12	34	100	UG/KG
	OT29-SO-JO9A1-21-1415	SOIL	N	Benzo[a]anthracene	3.4 U	0.65	3.4	6.9	UG/KG
	OT29-SO-JO9A1-21-1415	SOIL	N	Benzo[a]pyrene	3.4 U	0.66	3.4	6.9	UG/KG
	OT29-SO-JO9A1-21-1415	SOIL	N	Benzo[b]fluoranthene	3.4 U	0.61	3.4	6.9	UG/KG
	OT29-SO-JO9A1-21-1415	SOIL	N	Benzo[g,h,i]perylene	1.7 U	0.36	1.7	6.9	UG/KG
	OT29-SO-JO9A1-21-1415	SOIL	N	Benzo[k]fluoranthene	3.4 U	0.7	3.4	6.9	UG/KG
	OT29-SO-JO9A1-21-1415	SOIL	N	Biphenyl	17 U	3.6	17	51	UG/KG
	OT29-SO-JO9A1-21-1415	SOIL	N	bis (2-chloroisopropyl) ether	34 U	9.8	34	100	UG/KG
	OT29-SO-JO9A1-21-1415	SOIL	N	Bis(2-chloroethoxy)methane	69 U	23	69	100	UG/KG
	OT29-SO-JO9A1-21-1415	SOIL	N	Bis(2-chloroethyl)ether	3.4 U	2.1	3.4	100	UG/KG
	OT29-SO-JO9A1-21-1415	SOIL	N	Bis(2-ethylhexyl) phthalate	22 J	20	34	72	UG/KG
	OT29-SO-JO9A1-21-1415	SOIL	N	Butyl benzyl phthalate	34 U	10	34	72	UG/KG
	OT29-SO-JO9A1-21-1415	SOIL	N	Caprolactam	69 U	38	69	340	UG/KG
	OT29-SO-JO9A1-21-1415	SOIL	N	Carbazole	34 U	28	34	51	UG/KG
	OT29-SO-JO9A1-21-1415	SOIL	N	Chrysene	3.4 U	1.1	3.4	6.9	UG/KG
	OT29-SO-JO9A1-21-1415	SOIL	N	Dibenz(a,h)anthracene	3.4 U	0.68	3.4	6.9	UG/KG
	OT29-SO-JO9A1-21-1415	SOIL	N	Dibenzofuran	3.4 U	0.68	3.4	51	UG/KG
	OT29-SO-JO9A1-21-1415	SOIL	N	Diethyl phthalate	34 U	16	34	72	UG/KG
	OT29-SO-JO9A1-21-1415	SOIL	N	Dimethyl phthalate	34 U	18	34	72	UG/KG
	OT29-SO-JO9A1-21-1415	SOIL	N	Di-n-butyl phthalate	34 U	15	34	72	UG/KG
	OT29-SO-JO9A1-21-1415	SOIL	N	Di-n-octyl phthalate	34 U	8.1	34	72	UG/KG
	OT29-SO-JO9A1-21-1415	SOIL	N	Fluoranthene	3.4 U	0.57	3.4	6.9	UG/KG
	OT29-SO-JO9A1-21-1415	SOIL	N	Fluorene	3.4 U	0.55	3.4	6.9	UG/KG

Table 3. Summary of Analytical Results for Discrete Soil Samples for the Open Detonation Unit, Kirtland Air Force Base, December 2015

Method	Sample ID	Matrix	QA/QC Type	Analyte	Result*	DL	LOD	LOQ	Units
SW8270C									
	OT29-SO-JO9A1-21-1415	SOIL	N	Hexachlorobenzene	3.4 U	2.2	3.4	6.9	UG/KG
	OT29-SO-JO9A1-21-1415	SOIL	N	Hexachlorobutadiene	34 U	5.8	34	51	UG/KG
	OT29-SO-JO9A1-21-1415	SOIL	N	Hexachlorocyclopentadiene	34 U	8.3	34	340	UG/KG
	OT29-SO-JO9A1-21-1415	SOIL	N	Hexachloroethane	34 U	9.3	34	51	UG/KG
	OT29-SO-JO9A1-21-1415	SOIL	N	Indeno[1,2,3-cd]pyrene	1.7 U	0.36	1.7	6.9	UG/KG
	OT29-SO-JO9A1-21-1415	SOIL	N	Isophorone	34 U	13	34	51	UG/KG
	OT29-SO-JO9A1-21-1415	SOIL	N	Naphthalene	3.4 U	0.84	3.4	6.9	UG/KG
	OT29-SO-JO9A1-21-1415	SOIL	N	Nitrobenzene	3.4 U	2.3	3.4	100	UG/KG
	OT29-SO-JO9A1-21-1415	SOIL	N	N-Nitrosodimethylamine	34 U	16	34	100	UG/KG
	OT29-SO-JO9A1-21-1415	SOIL	N	N-Nitrosodi-n-propylamine	34 U	6.5	34	51	UG/KG
	OT29-SO-JO9A1-21-1415	SOIL	N	N-Nitrosodiphenylamine	34 U	22	34	51	UG/KG
	OT29-SO-JO9A1-21-1415	SOIL	N	Pentachlorophenol	34 U	9.4	34	150	UG/KG
	OT29-SO-JO9B1-01-0001	SOIL	N	1,2,4,5-Tetrachlorobenzene	38 U	17	38	110	UG/KG
	OT29-SO-JO9B1-01-0001	SOIL	N	2,4,5-Trichlorophenol	76 U	29	76	170	UG/KG
	OT29-SO-JO9B1-01-0001	SOIL	N	2,4,6-Trichlorophenol	38 U	10	38	170	UG/KG
	OT29-SO-JO9B1-01-0001	SOIL	N	2,4-Dichlorophenol	76 U	23	76	170	UG/KG
	OT29-SO-JO9B1-01-0001	SOIL	N	2,4-Dimethylphenol	76 U	23	76	170	UG/KG
	OT29-SO-JO9B1-01-0001	SOIL	N	2,4-Dinitrotoluene	76 U	19	76	230	UG/KG
	OT29-SO-JO9B1-01-0001	SOIL	N	2,6-Dichlorophenol	19 U	4.6	19	230	UG/KG
	OT29-SO-JO9B1-01-0001	SOIL	N	2,6-Dinitrotoluene	76 U	24	76	230	UG/KG
	OT29-SO-JO9B1-01-0001	SOIL	N	2-Chloronaphthalene	1.9 U	0.51	1.9	57	UG/KG
	OT29-SO-JO9B1-01-0001	SOIL	N	2-Chlorophenol	38 U	9.4	38	57	UG/KG
	OT29-SO-JO9B1-01-0001	SOIL	N	2-Methylnaphthalene	3.8 U	0.57	3.8	7.6	UG/KG

Table 3. Summary of Analytical Results for Discrete Soil Samples for the Open Detonation Unit, Kirtland Air Force Base, December 2015

Method	Sample ID	Matrix	QA/QC Type	Analyte	Result*	DL	LOD	LOQ	Units
SW8270C									
	OT29-SO-JO9B1-01-0001	SOIL	N	2-Methylphenol	76 U	13	76	230	UG/KG
	OT29-SO-JO9B1-01-0001	SOIL	N	2-Nitroaniline	38 U	10	38	230	UG/KG
	OT29-SO-JO9B1-01-0001	SOIL	N	2-Nitrophenol	38 U	9.5	38	57	UG/KG
	OT29-SO-JO9B1-01-0001	SOIL	N	3,3'-Dichlorobenzidine	76 U	21	76	110	UG/KG
	OT29-SO-JO9B1-01-0001	SOIL	N	3-Methylphenol & 4-Methylphenol	76 U	23	76	460	UG/KG
	OT29-SO-JO9B1-01-0001	SOIL	N	3-Nitroaniline	76 U	18	76	230	UG/KG
	OT29-SO-JO9B1-01-0001	SOIL	N	4,6-Dinitro-2-methylphenol	38 U	11	38	170	UG/KG
	OT29-SO-JO9B1-01-0001	SOIL	N	4-Bromophenyl phenyl ether	38 U	15	38	57	UG/KG
	OT29-SO-JO9B1-01-0001	SOIL	N	4-Chloro-3-methylphenol	76 U	24	76	170	UG/KG
	OT29-SO-JO9B1-01-0001	SOIL	N	4-Chloroaniline	76 U	19	76	170	UG/KG
	OT29-SO-JO9B1-01-0001	SOIL	N	4-Chlorophenyl phenyl ether	38 U	15	38	57	UG/KG
	OT29-SO-JO9B1-01-0001	SOIL	N	4-Nitroaniline	76 U	30	76	230	UG/KG
	OT29-SO-JO9B1-01-0001	SOIL	N	4-Nitrophenol	76 U	19	76	380	UG/KG
	OT29-SO-JO9B1-01-0001	SOIL	N	Acenaphthene	3.8 U	0.87	3.8	7.6	UG/KG
	OT29-SO-JO9B1-01-0001	SOIL	N	Acenaphthylene	1.9 U	0.4	1.9	7.6	UG/KG
	OT29-SO-JO9B1-01-0001	SOIL	N	Acetophenone	38 U	11	38	110	UG/KG
	OT29-SO-JO9B1-01-0001	SOIL	N	Anthracene	3.8 U	0.89	3.8	7.6	UG/KG
	OT29-SO-JO9B1-01-0001	SOIL	N	Atrazine	38 U	10	38	230	UG/KG
	OT29-SO-JO9B1-01-0001	SOIL	N	Azobenzene	76 U	23	76	380	UG/KG
	OT29-SO-JO9B1-01-0001	SOIL	N	Benzaldehyde	38 U	14	38	110	UG/KG
	OT29-SO-JO9B1-01-0001	SOIL	N	Benzo[a]anthracene	3.8 U	0.72	3.8	7.6	UG/KG
	OT29-SO-JO9B1-01-0001	SOIL	N	Benzo[a]pyrene	3.8 U	0.73	3.8	7.6	UG/KG
	OT29-SO-JO9B1-01-0001	SOIL	N	Benzo[b]fluoranthene	3.8 U	0.67	3.8	7.6	UG/KG

Table 3. Summary of Analytical Results for Discrete Soil Samples for the Open Detonation Unit, Kirtland Air Force Base, December 2015

Method	Sample ID	Matrix	QA/QC Type	Analyte	Result*	DL	LOD	LOQ	Units
SW8270C									
	OT29-SO-JO9B1-01-0001	SOIL	N	Benzo[g,h,i]perylene	1.9 U	0.4	1.9	7.6	UG/KG
	OT29-SO-JO9B1-01-0001	SOIL	N	Benzo[k]fluoranthene	3.8 U	0.78	3.8	7.6	UG/KG
	OT29-SO-JO9B1-01-0001	SOIL	N	Biphenyl	19 U	4	19	57	UG/KG
	OT29-SO-JO9B1-01-0001	SOIL	N	bis (2-chloroisopropyl) ether	38 U	11	38	110	UG/KG
	OT29-SO-JO9B1-01-0001	SOIL	N	Bis(2-chloroethoxy)methane	76 U	25	76	110	UG/KG
	OT29-SO-JO9B1-01-0001	SOIL	N	Bis(2-chloroethyl)ether	3.8 U	2.3	3.8	110	UG/KG
	OT29-SO-JO9B1-01-0001	SOIL	N	Bis(2-ethylhexyl) phthalate	33 J	22	38	80	UG/KG
	OT29-SO-JO9B1-01-0001	SOIL	N	Butyl benzyl phthalate	38 U	11	38	80	UG/KG
	OT29-SO-JO9B1-01-0001	SOIL	N	Caprolactam	76 U	42	76	380	UG/KG
	OT29-SO-JO9B1-01-0001	SOIL	N	Carbazole	38 U	31	38	57	UG/KG
	OT29-SO-JO9B1-01-0001	SOIL	N	Chrysene	3.8 U	1.3	3.8	7.6	UG/KG
	OT29-SO-JO9B1-01-0001	SOIL	N	Dibenz(a,h)anthracene	3.8 U	0.75	3.8	7.6	UG/KG
	OT29-SO-JO9B1-01-0001	SOIL	N	Dibenzofuran	3.8 U	0.75	3.8	57	UG/KG
	OT29-SO-JO9B1-01-0001	SOIL	N	Diethyl phthalate	38 U	18	38	80	UG/KG
	OT29-SO-JO9B1-01-0001	SOIL	N	Dimethyl phthalate	38 U	19	38	80	UG/KG
	OT29-SO-JO9B1-01-0001	SOIL	N	Di-n-butyl phthalate	38 U	17	38	80	UG/KG
	OT29-SO-JO9B1-01-0001	SOIL	N	Di-n-octyl phthalate	38 U	9	38	80	UG/KG
	OT29-SO-JO9B1-01-0001	SOIL	N	Fluoranthene	3.8 U	0.63	3.8	7.6	UG/KG
	OT29-SO-JO9B1-01-0001	SOIL	N	Fluorene	3.8 U	0.61	3.8	7.6	UG/KG
	OT29-SO-JO9B1-01-0001	SOIL	N	Hexachlorobenzene	3.8 U	2.4	3.8	7.6	UG/KG
	OT29-SO-JO9B1-01-0001	SOIL	N	Hexachlorobutadiene	38 U	6.4	38	57	UG/KG
	OT29-SO-JO9B1-01-0001	SOIL	N	Hexachlorocyclopentadiene	38 U	9.3	38	380	UG/KG
	OT29-SO-JO9B1-01-0001	SOIL	N	Hexachloroethane	38 U	10	38	57	UG/KG

Table 3. Summary of Analytical Results for Discrete Soil Samples for the Open Detonation Unit, Kirtland Air Force Base, December 2015

Method	Sample ID	Matrix	QA/QC Type	Analyte	Result*	DL	LOD	LOQ	Units
SW8270C									
	OT29-SO-JO9B1-01-0001	SOIL	N	Indeno[1,2,3-cd]pyrene	1.9 U	0.4	1.9	7.6	UG/KG
	OT29-SO-JO9B1-01-0001	SOIL	N	Isophorone	38 U	15	38	57	UG/KG
	OT29-SO-JO9B1-01-0001	SOIL	N	Naphthalene	3.8 U	0.94	3.8	7.6	UG/KG
	OT29-SO-JO9B1-01-0001	SOIL	N	Nitrobenzene	3.8 U	2.5	3.8	110	UG/KG
	OT29-SO-JO9B1-01-0001	SOIL	N	N-Nitrosodimethylamine	38 U	18	38	110	UG/KG
	OT29-SO-JO9B1-01-0001	SOIL	N	N-Nitrosodi-n-propylamine	38 U	7.2	38	57	UG/KG
	OT29-SO-JO9B1-01-0001	SOIL	N	N-Nitrosodiphenylamine	38 U	24	38	57	UG/KG
	OT29-SO-JO9B1-01-0001	SOIL	N	Pentachlorophenol	38 U	10	38	170	UG/KG
	OT29-SO-JO9B1-01-1415	SOIL	N	1,2,4,5-Tetrachlorobenzene	36 U	16	36	110	UG/KG
	OT29-SO-JO9B1-01-1415	SOIL	N	2,4,5-Trichlorophenol	72 U	27	72	160	UG/KG
	OT29-SO-JO9B1-01-1415	SOIL	N	2,4,6-Trichlorophenol	36 U	9.7	36	160	UG/KG
	OT29-SO-JO9B1-01-1415	SOIL	N	2,4-Dichlorophenol	72 U	22	72	160	UG/KG
	OT29-SO-JO9B1-01-1415	SOIL	N	2,4-Dimethylphenol	72 U	22	72	160	UG/KG
	OT29-SO-JO9B1-01-1415	SOIL	N	2,4-Dinitrotoluene	72 U	18	72	220	UG/KG
	OT29-SO-JO9B1-01-1415	SOIL	N	2,6-Dichlorophenol	18 U	4.3	18	220	UG/KG
	OT29-SO-JO9B1-01-1415	SOIL	N	2,6-Dinitrotoluene	72 U	23	72	220	UG/KG
	OT29-SO-JO9B1-01-1415	SOIL	N	2-Chloronaphthalene	1.8 U	0.49	1.8	54	UG/KG
	OT29-SO-JO9B1-01-1415	SOIL	N	2-Chlorophenol	36 U	8.9	36	54	UG/KG
	OT29-SO-JO9B1-01-1415	SOIL	N	2-Methylnaphthalene	3.6 U	0.54	3.6	7.2	UG/KG
	OT29-SO-JO9B1-01-1415	SOIL	N	2-Methylphenol	72 U	12	72	220	UG/KG
	OT29-SO-JO9B1-01-1415	SOIL	N	2-Nitroaniline	36 U	9.9	36	220	UG/KG
	OT29-SO-JO9B1-01-1415	SOIL	N	2-Nitrophenol	36 U	9	36	54	UG/KG
	OT29-SO-JO9B1-01-1415	SOIL	N	3,3'-Dichlorobenzidine	72 U	20	72	110	UG/KG

Table 3. Summary of Analytical Results for Discrete Soil Samples for the Open Detonation Unit, Kirtland Air Force Base, December 2015

Method	Sample ID	Matrix	QA/QC Type	Analyte	Result*	DL	LOD	LOQ	Units
SW8270C									
	OT29-SO-JO9B1-01-1415	SOIL	N	3-Methylphenol & 4-Methylphenol	72 U	22	72	430	UG/KG
	OT29-SO-JO9B1-01-1415	SOIL	N	3-Nitroaniline	72 U	17	72	220	UG/KG
	OT29-SO-JO9B1-01-1415	SOIL	N	4,6-Dinitro-2-methylphenol	36 U	10	36	160	UG/KG
	OT29-SO-JO9B1-01-1415	SOIL	N	4-Bromophenyl phenyl ether	36 U	14	36	54	UG/KG
	OT29-SO-JO9B1-01-1415	SOIL	N	4-Chloro-3-methylphenol	72 U	23	72	160	UG/KG
	OT29-SO-JO9B1-01-1415	SOIL	N	4-Chloroaniline	72 U	18	72	160	UG/KG
	OT29-SO-JO9B1-01-1415	SOIL	N	4-Chlorophenyl phenyl ether	36 U	14	36	54	UG/KG
	OT29-SO-JO9B1-01-1415	SOIL	N	4-Nitroaniline	72 U	28	72	220	UG/KG
	OT29-SO-JO9B1-01-1415	SOIL	N	4-Nitrophenol	72 U	18	72	360	UG/KG
	OT29-SO-JO9B1-01-1415	SOIL	N	Acenaphthene	3.6 U	0.82	3.6	7.2	UG/KG
	OT29-SO-JO9B1-01-1415	SOIL	N	Acenaphthylene	1.8 U	0.38	1.8	7.2	UG/KG
	OT29-SO-JO9B1-01-1415	SOIL	N	Acetophenone	36 U	10	36	110	UG/KG
	OT29-SO-JO9B1-01-1415	SOIL	N	Anthracene	3.6 U	0.85	3.6	7.2	UG/KG
	OT29-SO-JO9B1-01-1415	SOIL	N	Atrazine	36 U	9.9	36	220	UG/KG
	OT29-SO-JO9B1-01-1415	SOIL	N	Azobenzene	72 U	22	72	360	UG/KG
	OT29-SO-JO9B1-01-1415	SOIL	N	Benzaldehyde	36 U	13	36	110	UG/KG
	OT29-SO-JO9B1-01-1415	SOIL	N	Benzo[a]anthracene	3.6 U	0.68	3.6	7.2	UG/KG
	OT29-SO-JO9B1-01-1415	SOIL	N	Benzo[a]pyrene	3.6 U	0.69	3.6	7.2	UG/KG
	OT29-SO-JO9B1-01-1415	SOIL	N	Benzo[b]fluoranthene	3.6 U	0.64	3.6	7.2	UG/KG
	OT29-SO-JO9B1-01-1415	SOIL	N	Benzo[g,h,i]perylene	1.8 U	0.38	1.8	7.2	UG/KG
	OT29-SO-JO9B1-01-1415	SOIL	N	Benzo[k]fluoranthene	3.6 U	0.74	3.6	7.2	UG/KG
	OT29-SO-JO9B1-01-1415	SOIL	N	Biphenyl	18 U	3.8	18	54	UG/KG
	OT29-SO-JO9B1-01-1415	SOIL	N	bis (2-chloroisopropyl) ether	36 U	10	36	110	UG/KG

Table 3. Summary of Analytical Results for Discrete Soil Samples for the Open Detonation Unit, Kirtland Air Force Base, December 2015

Method	Sample ID	Matrix	QA/QC Type	Analyte	Result*	DL	LOD	LOQ	Units
SW8270C									
	OT29-SO-JO9B1-01-1415	SOIL	N	Bis(2-chloroethoxy)methane	72 U	24	72	110	UG/KG
	OT29-SO-JO9B1-01-1415	SOIL	N	Bis(2-chloroethyl)ether	3.6 U	2.2	3.6	110	UG/KG
	OT29-SO-JO9B1-01-1415	SOIL	N	Bis(2-ethylhexyl) phthalate	27 J	21	36	76	UG/KG
	OT29-SO-JO9B1-01-1415	SOIL	N	Butyl benzyl phthalate	36 U	11	36	76	UG/KG
	OT29-SO-JO9B1-01-1415	SOIL	N	Caprolactam	72 U	40	72	360	UG/KG
	OT29-SO-JO9B1-01-1415	SOIL	N	Carbazole	36 U	29	36	54	UG/KG
	OT29-SO-JO9B1-01-1415	SOIL	N	Chrysene	3.6 U	1.2	3.6	7.2	UG/KG
	OT29-SO-JO9B1-01-1415	SOIL	N	Dibenz(a,h)anthracene	3.6 U	0.72	3.6	7.2	UG/KG
	OT29-SO-JO9B1-01-1415	SOIL	N	Dibenzofuran	3.6 U	0.72	3.6	54	UG/KG
	OT29-SO-JO9B1-01-1415	SOIL	N	Diethyl phthalate	36 U	17	36	76	UG/KG
	OT29-SO-JO9B1-01-1415	SOIL	N	Dimethyl phthalate	36 U	18	36	76	UG/KG
	OT29-SO-JO9B1-01-1415	SOIL	N	Di-n-butyl phthalate	36 U	16	36	76	UG/KG
	OT29-SO-JO9B1-01-1415	SOIL	N	Di-n-octyl phthalate	36 U	8.6	36	76	UG/KG
	OT29-SO-JO9B1-01-1415	SOIL	N	Fluoranthene	3.6 U	0.6	3.6	7.2	UG/KG
	OT29-SO-JO9B1-01-1415	SOIL	N	Fluorene	3.6 U	0.57	3.6	7.2	UG/KG
	OT29-SO-JO9B1-01-1415	SOIL	N	Hexachlorobenzene	3.6 U	2.3	3.6	7.2	UG/KG
	OT29-SO-JO9B1-01-1415	SOIL	N	Hexachlorobutadiene	36 U	6.1	36	54	UG/KG
	OT29-SO-JO9B1-01-1415	SOIL	N	Hexachlorocyclopentadiene	36 U	8.8	36	360	UG/KG
	OT29-SO-JO9B1-01-1415	SOIL	N	Hexachloroethane	36 U	9.8	36	54	UG/KG
	OT29-SO-JO9B1-01-1415	SOIL	N	Indeno[1,2,3-cd]pyrene	1.8 U	0.38	1.8	7.2	UG/KG
	OT29-SO-JO9B1-01-1415	SOIL	N	Isophorone	36 U	14	36	54	UG/KG
	OT29-SO-JO9B1-01-1415	SOIL	N	Naphthalene	3.6 U	0.89	3.6	7.2	UG/KG
	OT29-SO-JO9B1-01-1415	SOIL	N	Nitrobenzene	3.6 U	2.4	3.6	110	UG/KG

Table 3. Summary of Analytical Results for Discrete Soil Samples for the Open Detonation Unit, Kirtland Air Force Base, December 2015

Method	Sample ID	Matrix	QA/QC Type	Analyte	Result*	DL	LOD	LOQ	Units
SW8270C									
	OT29-SO-JO9B1-01-1415	SOIL	N	N-Nitrosodimethylamine	36 U	17	36	110	UG/KG
	OT29-SO-JO9B1-01-1415	SOIL	N	N-Nitrosodi-n-propylamine	36 U	6.8	36	54	UG/KG
	OT29-SO-JO9B1-01-1415	SOIL	N	N-Nitrosodiphenylamine	36 U	23	36	54	UG/KG
	OT29-SO-JO9B1-01-1415	SOIL	N	Pentachlorophenol	36 U	9.9	36	160	UG/KG
	OT29-SO-JO9B1-02-0001	SOIL	N	1,2,4,5-Tetrachlorobenzene	36 U	16	36	110	UG/KG
	OT29-SO-JO9B1-02-0001	SOIL	N	2,4,5-Trichlorophenol	73 U	27	73	160	UG/KG
	OT29-SO-JO9B1-02-0001	SOIL	N	2,4,6-Trichlorophenol	36 U	9.7	36	160	UG/KG
	OT29-SO-JO9B1-02-0001	SOIL	N	2,4-Dichlorophenol	73 U	22	73	160	UG/KG
	OT29-SO-JO9B1-02-0001	SOIL	N	2,4-Dimethylphenol	73 U	22	73	160	UG/KG
	OT29-SO-JO9B1-02-0001	SOIL	N	2,4-Dinitrotoluene	73 U	19	73	220	UG/KG
	OT29-SO-JO9B1-02-0001	SOIL	N	2,6-Dichlorophenol	18 U	4.4	18	220	UG/KG
	OT29-SO-JO9B1-02-0001	SOIL	N	2,6-Dinitrotoluene	73 U	23	73	220	UG/KG
	OT29-SO-JO9B1-02-0001	SOIL	N	2-Chloronaphthalene	1.8 U	0.49	1.8	54	UG/KG
	OT29-SO-JO9B1-02-0001	SOIL	N	2-Chlorophenol	36 U	8.9	36	54	UG/KG
	OT29-SO-JO9B1-02-0001	SOIL	N	2-Methylnaphthalene	3.6 U	0.54	3.6	7.3	UG/KG
	OT29-SO-JO9B1-02-0001	SOIL	N	2-Methylphenol	73 U	12	73	220	UG/KG
	OT29-SO-JO9B1-02-0001	SOIL	N	2-Nitroaniline	36 U	9.9	36	220	UG/KG
	OT29-SO-JO9B1-02-0001	SOIL	N	2-Nitrophenol	36 U	9	36	54	UG/KG
	OT29-SO-JO9B1-02-0001	SOIL	N	3,3'-Dichlorobenzidine	73 U	20	73	110	UG/KG
	OT29-SO-JO9B1-02-0001	SOIL	N	3-Methylphenol & 4-Methylphenol	73 U	22	73	440	UG/KG
	OT29-SO-JO9B1-02-0001	SOIL	N	3-Nitroaniline	73 U	17	73	220	UG/KG
	OT29-SO-JO9B1-02-0001	SOIL	N	4,6-Dinitro-2-methylphenol	36 U	10	36	160	UG/KG
	OT29-SO-JO9B1-02-0001	SOIL	N	4-Bromophenyl phenyl ether	36 U	14	36	54	UG/KG

Table 3. Summary of Analytical Results for Discrete Soil Samples for the Open Detonation Unit, Kirtland Air Force Base, December 2015

Method	Sample ID	Matrix	QA/QC Type	Analyte	Result*	DL	LOD	LOQ	Units
SW8270C									
	OT29-SO-JO9B1-02-0001	SOIL	N	4-Chloro-3-methylphenol	73 U	23	73	160	UG/KG
	OT29-SO-JO9B1-02-0001	SOIL	N	4-Chloroaniline	73 U	19	73	160	UG/KG
	OT29-SO-JO9B1-02-0001	SOIL	N	4-Chlorophenyl phenyl ether	36 U	14	36	54	UG/KG
	OT29-SO-JO9B1-02-0001	SOIL	N	4-Nitroaniline	73 U	28	73	220	UG/KG
	OT29-SO-JO9B1-02-0001	SOIL	N	4-Nitrophenol	73 U	19	73	360	UG/KG
	OT29-SO-JO9B1-02-0001	SOIL	N	Acenaphthene	3.6 U	0.83	3.6	7.3	UG/KG
	OT29-SO-JO9B1-02-0001	SOIL	N	Acenaphthylene	1.8 U	0.38	1.8	7.3	UG/KG
	OT29-SO-JO9B1-02-0001	SOIL	N	Acetophenone	36 U	10	36	110	UG/KG
	OT29-SO-JO9B1-02-0001	SOIL	N	Anthracene	3.6 U	0.85	3.6	7.3	UG/KG
	OT29-SO-JO9B1-02-0001	SOIL	N	Atrazine	36 U	9.9	36	220	UG/KG
	OT29-SO-JO9B1-02-0001	SOIL	N	Azobenzene	73 U	22	73	360	UG/KG
	OT29-SO-JO9B1-02-0001	SOIL	N	Benzaldehyde	36 U	13	36	110	UG/KG
	OT29-SO-JO9B1-02-0001	SOIL	N	Benzo[a]anthracene	3.6 U	0.69	3.6	7.3	UG/KG
	OT29-SO-JO9B1-02-0001	SOIL	N	Benzo[a]pyrene	3.6 U	0.7	3.6	7.3	UG/KG
	OT29-SO-JO9B1-02-0001	SOIL	N	Benzo[b]fluoranthene	3.6 U	0.64	3.6	7.3	UG/KG
	OT29-SO-JO9B1-02-0001	SOIL	N	Benzo[g,h,i]perylene	1.8 U	0.38	1.8	7.3	UG/KG
	OT29-SO-JO9B1-02-0001	SOIL	N	Benzo[k]fluoranthene	3.6 U	0.74	3.6	7.3	UG/KG
	OT29-SO-JO9B1-02-0001	SOIL	N	Biphenyl	18 U	3.8	18	54	UG/KG
	OT29-SO-JO9B1-02-0001	SOIL	N	bis (2-chloroisopropyl) ether	36 U	10	36	110	UG/KG
	OT29-SO-JO9B1-02-0001	SOIL	N	Bis(2-chloroethoxy)methane	73 U	24	73	110	UG/KG
	OT29-SO-JO9B1-02-0001	SOIL	N	Bis(2-chloroethyl)ether	3.6 U	2.2	3.6	110	UG/KG
	OT29-SO-JO9B1-02-0001	SOIL	N	Bis(2-ethylhexyl) phthalate	41 J	21	36	76	UG/KG
	OT29-SO-JO9B1-02-0001	SOIL	N	Butyl benzyl phthalate	36 U	11	36	76	UG/KG

Table 3. Summary of Analytical Results for Discrete Soil Samples for the Open Detonation Unit, Kirtland Air Force Base, December 2015

Method	Sample ID	Matrix	QA/QC Type	Analyte	Result*	DL	LOD	LOQ	Units
SW8270C									
	OT29-SO-JO9B1-02-0001	SOIL	N	Caprolactam	73 U	40	73	360	UG/KG
	OT29-SO-JO9B1-02-0001	SOIL	N	Carbazole	36 U	29	36	54	UG/KG
	OT29-SO-JO9B1-02-0001	SOIL	N	Chrysene	3.6 U	1.2	3.6	7.3	UG/KG
	OT29-SO-JO9B1-02-0001	SOIL	N	Dibenz(a,h)anthracene	3.6 U	0.72	3.6	7.3	UG/KG
	OT29-SO-JO9B1-02-0001	SOIL	N	Dibenzofuran	3.6 U	0.72	3.6	54	UG/KG
	OT29-SO-JO9B1-02-0001	SOIL	N	Diethyl phthalate	36 U	17	36	76	UG/KG
	OT29-SO-JO9B1-02-0001	SOIL	N	Dimethyl phthalate	36 U	19	36	76	UG/KG
	OT29-SO-JO9B1-02-0001	SOIL	N	Di-n-butyl phthalate	36 U	16	36	76	UG/KG
	OT29-SO-JO9B1-02-0001	SOIL	N	Di-n-octyl phthalate	36 U	8.6	36	76	UG/KG
	OT29-SO-JO9B1-02-0001	SOIL	N	Fluoranthene	3.6 U	0.6	3.6	7.3	UG/KG
	OT29-SO-JO9B1-02-0001	SOIL	N	Fluorene	3.6 U	0.58	3.6	7.3	UG/KG
	OT29-SO-JO9B1-02-0001	SOIL	N	Hexachlorobenzene	3.6 U	2.3	3.6	7.3	UG/KG
	OT29-SO-JO9B1-02-0001	SOIL	N	Hexachlorobutadiene	36 U	6.1	36	54	UG/KG
	OT29-SO-JO9B1-02-0001	SOIL	N	Hexachlorocyclopentadiene	36 U	8.8	36	360	UG/KG
	OT29-SO-JO9B1-02-0001	SOIL	N	Hexachloroethane	36 U	9.8	36	54	UG/KG
	OT29-SO-JO9B1-02-0001	SOIL	N	Indeno[1,2,3-cd]pyrene	1.8 U	0.38	1.8	7.3	UG/KG
	OT29-SO-JO9B1-02-0001	SOIL	N	Isophorone	36 U	14	36	54	UG/KG
	OT29-SO-JO9B1-02-0001	SOIL	N	Naphthalene	3.6 U	0.89	3.6	7.3	UG/KG
	OT29-SO-JO9B1-02-0001	SOIL	N	Nitrobenzene	3.6 U	2.4	3.6	110	UG/KG
	OT29-SO-JO9B1-02-0001	SOIL	N	N-Nitrosodimethylamine	36 U	17	36	110	UG/KG
	OT29-SO-JO9B1-02-0001	SOIL	N	N-Nitrosodi-n-propylamine	36 U	6.9	36	54	UG/KG
	OT29-SO-JO9B1-02-0001	SOIL	N	N-Nitrosodiphenylamine	510	23	36	54	UG/KG
	OT29-SO-JO9B1-02-0001	SOIL	N	Pentachlorophenol	36 U	9.9	36	160	UG/KG

Table 3. Summary of Analytical Results for Discrete Soil Samples for the Open Detonation Unit, Kirtland Air Force Base, December 2015

Method	Sample ID	Matrix	QA/QC Type	Analyte	Result*	DL	LOD	LOQ	Units
SW8270C									
	OT29-SO-JO9B1-02-1415	SOIL	N	1,2,4,5-Tetrachlorobenzene	35 U	16	35	100	UG/KG
	OT29-SO-JO9B1-02-1415	SOIL	N	2,4,5-Trichlorophenol	69 U	26	69	160	UG/KG
	OT29-SO-JO9B1-02-1415	SOIL	N	2,4,6-Trichlorophenol	35 U	9.3	35	160	UG/KG
	OT29-SO-JO9B1-02-1415	SOIL	N	2,4-Dichlorophenol	69 U	21	69	160	UG/KG
	OT29-SO-JO9B1-02-1415	SOIL	N	2,4-Dimethylphenol	69 U	21	69	160	UG/KG
	OT29-SO-JO9B1-02-1415	SOIL	N	2,4-Dinitrotoluene	69 U	18	69	210	UG/KG
	OT29-SO-JO9B1-02-1415	SOIL	N	2,6-Dichlorophenol	17 U	4.2	17	210	UG/KG
	OT29-SO-JO9B1-02-1415	SOIL	N	2,6-Dinitrotoluene	69 U	22	69	210	UG/KG
	OT29-SO-JO9B1-02-1415	SOIL	N	2-Chloronaphthalene	1.7 U	0.47	1.7	52	UG/KG
	OT29-SO-JO9B1-02-1415	SOIL	N	2-Chlorophenol	35 U	8.5	35	52	UG/KG
	OT29-SO-JO9B1-02-1415	SOIL	N	2-Methylnaphthalene	3.4 U	0.52	3.4	6.9	UG/KG
	OT29-SO-JO9B1-02-1415	SOIL	N	2-Methylphenol	69 U	11	69	210	UG/KG
	OT29-SO-JO9B1-02-1415	SOIL	N	2-Nitroaniline	35 U	9.5	35	210	UG/KG
	OT29-SO-JO9B1-02-1415	SOIL	N	2-Nitrophenol	35 U	8.6	35	52	UG/KG
	OT29-SO-JO9B1-02-1415	SOIL	N	3,3'-Dichlorobenzidine	69 U	19	69	100	UG/KG
	OT29-SO-JO9B1-02-1415	SOIL	N	3-Methylphenol & 4-Methylphenol	69 U	21	69	420	UG/KG
	OT29-SO-JO9B1-02-1415	SOIL	N	3-Nitroaniline	69 U	17	69	210	UG/KG
	OT29-SO-JO9B1-02-1415	SOIL	N	4,6-Dinitro-2-methylphenol	35 U	9.6	35	160	UG/KG
	OT29-SO-JO9B1-02-1415	SOIL	N	4-Bromophenyl phenyl ether	35 U	14	35	52	UG/KG
	OT29-SO-JO9B1-02-1415	SOIL	N	4-Chloro-3-methylphenol	69 U	22	69	160	UG/KG
	OT29-SO-JO9B1-02-1415	SOIL	N	4-Chloroaniline	69 U	18	69	160	UG/KG
	OT29-SO-JO9B1-02-1415	SOIL	N	4-Chlorophenyl phenyl ether	35 U	14	35	52	UG/KG
	OT29-SO-JO9B1-02-1415	SOIL	N	4-Nitroaniline	69 U	27	69	210	UG/KG

Table 3. Summary of Analytical Results for Discrete Soil Samples for the Open Detonation Unit, Kirtland Air Force Base, December 2015

Method	Sample ID	Matrix	QA/QC Type	Analyte	Result*	DL	LOD	LOQ	Units
SW8270C									
	OT29-SO-JO9B1-02-1415	SOIL	N	4-Nitrophenol	69 U	18	69	340	UG/KG
	OT29-SO-JO9B1-02-1415	SOIL	N	Acenaphthene	3.4 U	0.79	3.4	6.9	UG/KG
	OT29-SO-JO9B1-02-1415	SOIL	N	Acenaphthylene	1.7 U	0.36	1.7	6.9	UG/KG
	OT29-SO-JO9B1-02-1415	SOIL	N	Acetophenone	35 U	9.6	35	100	UG/KG
	OT29-SO-JO9B1-02-1415	SOIL	N	Anthracene	3.4 U	0.81	3.4	6.9	UG/KG
	OT29-SO-JO9B1-02-1415	SOIL	N	Atrazine	35 U	9.5	35	210	UG/KG
	OT29-SO-JO9B1-02-1415	SOIL	N	Azobenzene	69 U	21	69	340	UG/KG
	OT29-SO-JO9B1-02-1415	SOIL	N	Benzaldehyde	35 U	13	35	100	UG/KG
	OT29-SO-JO9B1-02-1415	SOIL	N	Benzo[a]anthracene	3.4 U	0.66	3.4	6.9	UG/KG
	OT29-SO-JO9B1-02-1415	SOIL	N	Benzo[a]pyrene	3.4 U	0.67	3.4	6.9	UG/KG
	OT29-SO-JO9B1-02-1415	SOIL	N	Benzo[b]fluoranthene	3.4 U	0.61	3.4	6.9	UG/KG
	OT29-SO-JO9B1-02-1415	SOIL	N	Benzo[g,h,i]perylene	1.7 U	0.36	1.7	6.9	UG/KG
	OT29-SO-JO9B1-02-1415	SOIL	N	Benzo[k]fluoranthene	3.4 U	0.71	3.4	6.9	UG/KG
	OT29-SO-JO9B1-02-1415	SOIL	N	Biphenyl	17 U	3.6	17	52	UG/KG
	OT29-SO-JO9B1-02-1415	SOIL	N	bis (2-chloroisopropyl) ether	35 U	9.9	35	100	UG/KG
	OT29-SO-JO9B1-02-1415	SOIL	N	Bis(2-chloroethoxy)methane	69 U	23	69	100	UG/KG
	OT29-SO-JO9B1-02-1415	SOIL	N	Bis(2-chloroethyl)ether	3.4 U	2.1	3.4	100	UG/KG
	OT29-SO-JO9B1-02-1415	SOIL	N	Bis(2-ethylhexyl) phthalate	38 J	20	35	73	UG/KG
	OT29-SO-JO9B1-02-1415	SOIL	N	Butyl benzyl phthalate	35 U	10	35	73	UG/KG
	OT29-SO-JO9B1-02-1415	SOIL	N	Caprolactam	69 U	39	69	340	UG/KG
	OT29-SO-JO9B1-02-1415	SOIL	N	Carbazole	35 U	28	35	52	UG/KG
	OT29-SO-JO9B1-02-1415	SOIL	N	Chrysene	3.4 U	1.1	3.4	6.9	UG/KG
	OT29-SO-JO9B1-02-1415	SOIL	N	Dibenz(a,h)anthracene	3.4 U	0.69	3.4	6.9	UG/KG

Table 3. Summary of Analytical Results for Discrete Soil Samples for the Open Detonation Unit, Kirtland Air Force Base, December 2015

Method	Sample ID	Matrix	QA/QC Type	Analyte	Result*	DL	LOD	LOQ	Units
SW8270C									
	OT29-SO-JO9B1-02-1415	SOIL	N	Dibenzofuran	3.4 U	0.69	3.4	52	UG/KG
	OT29-SO-JO9B1-02-1415	SOIL	N	Diethyl phthalate	35 U	17	35	73	UG/KG
	OT29-SO-JO9B1-02-1415	SOIL	N	Dimethyl phthalate	35 U	18	35	73	UG/KG
	OT29-SO-JO9B1-02-1415	SOIL	N	Di-n-butyl phthalate	35 U	16	35	73	UG/KG
	OT29-SO-JO9B1-02-1415	SOIL	N	Di-n-octyl phthalate	35 U	8.2	35	73	UG/KG
	OT29-SO-JO9B1-02-1415	SOIL	N	Fluoranthene	3.4 U	0.57	3.4	6.9	UG/KG
	OT29-SO-JO9B1-02-1415	SOIL	N	Fluorene	3.4 U	0.55	3.4	6.9	UG/KG
	OT29-SO-JO9B1-02-1415	SOIL	N	Hexachlorobenzene	3.4 U	2.2	3.4	6.9	UG/KG
	OT29-SO-JO9B1-02-1415	SOIL	N	Hexachlorobutadiene	35 U	5.8	35	52	UG/KG
	OT29-SO-JO9B1-02-1415	SOIL	N	Hexachlorocyclopentadiene	35 U	8.4	35	340	UG/KG
	OT29-SO-JO9B1-02-1415	SOIL	N	Hexachloroethane	35 U	9.4	35	52	UG/KG
	OT29-SO-JO9B1-02-1415	SOIL	N	Indeno[1,2,3-cd]pyrene	1.7 U	0.36	1.7	6.9	UG/KG
	OT29-SO-JO9B1-02-1415	SOIL	N	Isophorone	35 U	14	35	52	UG/KG
	OT29-SO-JO9B1-02-1415	SOIL	N	Naphthalene	3.4 U	0.85	3.4	6.9	UG/KG
	OT29-SO-JO9B1-02-1415	SOIL	N	Nitrobenzene	3.4 U	2.3	3.4	100	UG/KG
	OT29-SO-JO9B1-02-1415	SOIL	N	N-Nitrosodimethylamine	35 U	17	35	100	UG/KG
	OT29-SO-JO9B1-02-1415	SOIL	N	N-Nitrosodi-n-propylamine	35 U	6.6	35	52	UG/KG
	OT29-SO-JO9B1-02-1415	SOIL	N	N-Nitrosodiphenylamine	35 U	22	35	52	UG/KG
	OT29-SO-JO9B1-02-1415	SOIL	N	Pentachlorophenol	35 U	9.5	35	160	UG/KG
	OT29-SO-JO9B1-05-0001	SOIL	N	1,2,4,5-Tetrachlorobenzene	36 U	16	36	110	UG/KG
	OT29-SO-JO9B1-05-0001	SOIL	N	2,4,5-Trichlorophenol	71 U	27	71	160	UG/KG
	OT29-SO-JO9B1-05-0001	SOIL	N	2,4,6-Trichlorophenol	36 U	9.5	36	160	UG/KG
	OT29-SO-JO9B1-05-0001	SOIL	N	2,4-Dichlorophenol	71 U	21	71	160	UG/KG

Table 3. Summary of Analytical Results for Discrete Soil Samples for the Open Detonation Unit, Kirtland Air Force Base, December 2015

Method	Sample ID	Matrix	QA/QC Type	Analyte	Result*	DL	LOD	LOQ	Units
SW8270C									
	OT29-SO-JO9B1-05-0001	SOIL	N	2,4-Dimethylphenol	71 U	21	71	160	UG/KG
	OT29-SO-JO9B1-05-0001	SOIL	N	2,4-Dinitrotoluene	71 U	18	71	210	UG/KG
	OT29-SO-JO9B1-05-0001	SOIL	N	2,6-Dichlorophenol	18 U	4.3	18	210	UG/KG
	OT29-SO-JO9B1-05-0001	SOIL	N	2,6-Dinitrotoluene	71 U	22	71	210	UG/KG
	OT29-SO-JO9B1-05-0001	SOIL	N	2-Chloronaphthalene	1.8 U	0.48	1.8	53	UG/KG
	OT29-SO-JO9B1-05-0001	SOIL	N	2-Chlorophenol	36 U	8.8	36	53	UG/KG
	OT29-SO-JO9B1-05-0001	SOIL	N	2-Methylnaphthalene	3.5 U	0.53	3.5	7.1	UG/KG
	OT29-SO-JO9B1-05-0001	SOIL	N	2-Methylphenol	71 U	12	71	210	UG/KG
	OT29-SO-JO9B1-05-0001	SOIL	N	2-Nitroaniline	36 U	9.7	36	210	UG/KG
	OT29-SO-JO9B1-05-0001	SOIL	N	2-Nitrophenol	36 U	8.9	36	53	UG/KG
	OT29-SO-JO9B1-05-0001	SOIL	N	3,3'-Dichlorobenzidine	71 U	19	71	110	UG/KG
	OT29-SO-JO9B1-05-0001	SOIL	N	3-Methylphenol & 4-Methylphenol	71 U	21	71	430	UG/KG
	OT29-SO-JO9B1-05-0001	SOIL	N	3-Nitroaniline	71 U	17	71	210	UG/KG
	OT29-SO-JO9B1-05-0001	SOIL	N	4,6-Dinitro-2-methylphenol	36 U	9.8	36	160	UG/KG
	OT29-SO-JO9B1-05-0001	SOIL	N	4-Bromophenyl phenyl ether	36 U	14	36	53	UG/KG
	OT29-SO-JO9B1-05-0001	SOIL	N	4-Chloro-3-methylphenol	71 U	22	71	160	UG/KG
	OT29-SO-JO9B1-05-0001	SOIL	N	4-Chloroaniline	71 U	18	71	160	UG/KG
	OT29-SO-JO9B1-05-0001	SOIL	N	4-Chlorophenyl phenyl ether	36 U	14	36	53	UG/KG
	OT29-SO-JO9B1-05-0001	SOIL	N	4-Nitroaniline	71 U	28	71	210	UG/KG
	OT29-SO-JO9B1-05-0001	SOIL	N	4-Nitrophenol	71 U	18	71	350	UG/KG
	OT29-SO-JO9B1-05-0001	SOIL	N	Acenaphthene	3.5 U	0.81	3.5	7.1	UG/KG
	OT29-SO-JO9B1-05-0001	SOIL	N	Acenaphthylene	1.8 U	0.37	1.8	7.1	UG/KG
	OT29-SO-JO9B1-05-0001	SOIL	N	Acetophenone	36 U	9.8	36	110	UG/KG

Table 3. Summary of Analytical Results for Discrete Soil Samples for the Open Detonation Unit, Kirtland Air Force Base, December 2015

Method	Sample ID	Matrix	QA/QC Type	Analyte	Result*	DL	LOD	LOQ	Units
SW8270C									
	OT29-SO-JO9B1-05-0001	SOIL	N	Anthracene	3.5 U	0.83	3.5	7.1	UG/KG
	OT29-SO-JO9B1-05-0001	SOIL	N	Atrazine	36 U	9.7	36	210	UG/KG
	OT29-SO-JO9B1-05-0001	SOIL	N	Azobenzene	71 U	21	71	350	UG/KG
	OT29-SO-JO9B1-05-0001	SOIL	N	Benzaldehyde	36 U	13	36	110	UG/KG
	OT29-SO-JO9B1-05-0001	SOIL	N	Benzo[a]anthracene	3.5 U	0.67	3.5	7.1	UG/KG
	OT29-SO-JO9B1-05-0001	SOIL	N	Benzo[a]pyrene	3.5 U	0.68	3.5	7.1	UG/KG
	OT29-SO-JO9B1-05-0001	SOIL	N	Benzo[b]fluoranthene	3.5 U	0.63	3.5	7.1	UG/KG
	OT29-SO-JO9B1-05-0001	SOIL	N	Benzo[g,h,i]perylene	5.2 J	0.37	1.8	7.1	UG/KG
	OT29-SO-JO9B1-05-0001	SOIL	N	Benzo[k]fluoranthene	3.5 U	0.73	3.5	7.1	UG/KG
	OT29-SO-JO9B1-05-0001	SOIL	N	Biphenyl	18 U	3.7	18	53	UG/KG
	OT29-SO-JO9B1-05-0001	SOIL	N	bis (2-chloroisopropyl) ether	36 U	10	36	110	UG/KG
	OT29-SO-JO9B1-05-0001	SOIL	N	Bis(2-chloroethoxy)methane	71 U	23	71	110	UG/KG
	OT29-SO-JO9B1-05-0001	SOIL	N	Bis(2-chloroethyl)ether	3.5 U	2.1	3.5	110	UG/KG
	OT29-SO-JO9B1-05-0001	SOIL	N	Bis(2-ethylhexyl) phthalate	27 J	20	36	75	UG/KG
	OT29-SO-JO9B1-05-0001	SOIL	N	Butyl benzyl phthalate	36 U	11	36	75	UG/KG
	OT29-SO-JO9B1-05-0001	SOIL	N	Caprolactam	71 U	39	71	350	UG/KG
	OT29-SO-JO9B1-05-0001	SOIL	N	Carbazole	36 U	29	36	53	UG/KG
	OT29-SO-JO9B1-05-0001	SOIL	N	Chrysene	3.5 U	1.2	3.5	7.1	UG/KG
	OT29-SO-JO9B1-05-0001	SOIL	N	Dibenz(a,h)anthracene	3.5 U	0.7	3.5	7.1	UG/KG
	OT29-SO-JO9B1-05-0001	SOIL	N	Dibenzofuran	3.5 U	0.7	3.5	53	UG/KG
	OT29-SO-JO9B1-05-0001	SOIL	N	Diethyl phthalate	36 U	17	36	75	UG/KG
	OT29-SO-JO9B1-05-0001	SOIL	N	Dimethyl phthalate	36 U	18	36	75	UG/KG
	OT29-SO-JO9B1-05-0001	SOIL	N	Di-n-butyl phthalate	36 U	16	36	75	UG/KG

Table 3. Summary of Analytical Results for Discrete Soil Samples for the Open Detonation Unit, Kirtland Air Force Base, December 2015

Method	Sample ID	Matrix	QA/QC Type	Analyte	Result*	DL	LOD	LOQ	Units
SW8270C									
	OT29-SO-JO9B1-05-0001	SOIL	N	Di-n-octyl phthalate	36 U	8.4	36	75	UG/KG
	OT29-SO-JO9B1-05-0001	SOIL	N	Fluoranthene	3.5 U	0.59	3.5	7.1	UG/KG
	OT29-SO-JO9B1-05-0001	SOIL	N	Fluorene	3.5 U	0.57	3.5	7.1	UG/KG
	OT29-SO-JO9B1-05-0001	SOIL	N	Hexachlorobenzene	35	2.2	3.5	7.1	UG/KG
	OT29-SO-JO9B1-05-0001	SOIL	N	Hexachlorobutadiene	36 U	6	36	53	UG/KG
	OT29-SO-JO9B1-05-0001	SOIL	N	Hexachlorocyclopentadiene	36 U	8.6	36	350	UG/KG
	OT29-SO-JO9B1-05-0001	SOIL	N	Hexachloroethane	36 U	9.6	36	53	UG/KG
	OT29-SO-JO9B1-05-0001	SOIL	N	Indeno[1,2,3-cd]pyrene	1.8 U	0.37	1.8	7.1	UG/KG
	OT29-SO-JO9B1-05-0001	SOIL	N	Isophorone	36 U	14	36	53	UG/KG
	OT29-SO-JO9B1-05-0001	SOIL	N	Naphthalene	3.5 U	0.88	3.5	7.1	UG/KG
	OT29-SO-JO9B1-05-0001	SOIL	N	Nitrobenzene	3.5 U	2.3	3.5	110	UG/KG
	OT29-SO-JO9B1-05-0001	SOIL	N	N-Nitrosodimethylamine	36 U	17	36	110	UG/KG
	OT29-SO-JO9B1-05-0001	SOIL	N	N-Nitrosodi-n-propylamine	36 U	6.7	36	53	UG/KG
	OT29-SO-JO9B1-05-0001	SOIL	N	N-Nitrosodiphenylamine	36 U	22	36	53	UG/KG
	OT29-SO-JO9B1-05-0001	SOIL	N	Pentachlorophenol	36 U	9.7	36	160	UG/KG
	OT29-SO-JO9B1-05-1415	SOIL	N	1,2,4,5-Tetrachlorobenzene	34 U	15	34	100	UG/KG
	OT29-SO-JO9B1-05-1415	SOIL	N	2,4,5-Trichlorophenol	69 U	26	69	150	UG/KG
	OT29-SO-JO9B1-05-1415	SOIL	N	2,4,6-Trichlorophenol	34 U	9.2	34	150	UG/KG
	OT29-SO-JO9B1-05-1415	SOIL	N	2,4-Dichlorophenol	69 U	21	69	150	UG/KG
	OT29-SO-JO9B1-05-1415	SOIL	N	2,4-Dimethylphenol	69 U	21	69	150	UG/KG
	OT29-SO-JO9B1-05-1415	SOIL	N	2,4-Dinitrotoluene	69 U	18	69	210	UG/KG
	OT29-SO-JO9B1-05-1415	SOIL	N	2,6-Dichlorophenol	17 U	4.1	17	210	UG/KG
	OT29-SO-JO9B1-05-1415	SOIL	N	2,6-Dinitrotoluene	69 U	22	69	210	UG/KG

Table 3. Summary of Analytical Results for Discrete Soil Samples for the Open Detonation Unit, Kirtland Air Force Base, December 2015

Method	Sample ID	Matrix	QA/QC Type	Analyte	Result*	DL	LOD	LOQ	Units
SW8270C									
	OT29-SO-JO9B1-05-1415	SOIL	N	2-Chloronaphthalene	1.7 U	0.46	1.7	52	UG/KG
	OT29-SO-JO9B1-05-1415	SOIL	N	2-Chlorophenol	34 U	8.5	34	52	UG/KG
	OT29-SO-JO9B1-05-1415	SOIL	N	2-Methylnaphthalene	3.4 U	0.52	3.4	6.9	UG/KG
	OT29-SO-JO9B1-05-1415	SOIL	N	2-Methylphenol	69 U	11	69	210	UG/KG
	OT29-SO-JO9B1-05-1415	SOIL	N	2-Nitroaniline	34 U	9.4	34	210	UG/KG
	OT29-SO-JO9B1-05-1415	SOIL	N	2-Nitrophenol	34 U	8.6	34	52	UG/KG
	OT29-SO-JO9B1-05-1415	SOIL	N	3,3'-Dichlorobenzidine	69 U	19	69	100	UG/KG
	OT29-SO-JO9B1-05-1415	SOIL	N	3-Methylphenol & 4-Methylphenol	69 U	21	69	410	UG/KG
	OT29-SO-JO9B1-05-1415	SOIL	N	3-Nitroaniline	69 U	17	69	210	UG/KG
	OT29-SO-JO9B1-05-1415	SOIL	N	4,6-Dinitro-2-methylphenol	34 U	9.5	34	150	UG/KG
	OT29-SO-JO9B1-05-1415	SOIL	N	4-Bromophenyl phenyl ether	34 U	13	34	52	UG/KG
	OT29-SO-JO9B1-05-1415	SOIL	N	4-Chloro-3-methylphenol	69 U	22	69	150	UG/KG
	OT29-SO-JO9B1-05-1415	SOIL	N	4-Chloroaniline	69 U	18	69	150	UG/KG
	OT29-SO-JO9B1-05-1415	SOIL	N	4-Chlorophenyl phenyl ether	34 U	13	34	52	UG/KG
	OT29-SO-JO9B1-05-1415	SOIL	N	4-Nitroaniline	69 U	27	69	210	UG/KG
	OT29-SO-JO9B1-05-1415	SOIL	N	4-Nitrophenol	69 U	18	69	340	UG/KG
	OT29-SO-JO9B1-05-1415	SOIL	N	Acenaphthene	3.4 U	0.79	3.4	6.9	UG/KG
	OT29-SO-JO9B1-05-1415	SOIL	N	Acenaphthylene	1.7 U	0.36	1.7	6.9	UG/KG
	OT29-SO-JO9B1-05-1415	SOIL	N	Acetophenone	34 U	9.5	34	100	UG/KG
	OT29-SO-JO9B1-05-1415	SOIL	N	Anthracene	3.4 U	0.81	3.4	6.9	UG/KG
	OT29-SO-JO9B1-05-1415	SOIL	N	Atrazine	34 U	9.4	34	210	UG/KG
	OT29-SO-JO9B1-05-1415	SOIL	N	Azobenzene	69 U	21	69	340	UG/KG
	OT29-SO-JO9B1-05-1415	SOIL	N	Benzaldehyde	34 U	12	34	100	UG/KG

Table 3. Summary of Analytical Results for Discrete Soil Samples for the Open Detonation Unit, Kirtland Air Force Base, December 2015

Method	Sample ID	Matrix	QA/QC Type	Analyte	Result*	DL	LOD	LOQ	Units
SW8270C									
	OT29-SO-JO9B1-05-1415	SOIL	N	Benzo[a]anthracene	3.4 U	0.65	3.4	6.9	UG/KG
	OT29-SO-JO9B1-05-1415	SOIL	N	Benzo[a]pyrene	3.4 U	0.66	3.4	6.9	UG/KG
	OT29-SO-JO9B1-05-1415	SOIL	N	Benzo[b]fluoranthene	3.4 U	0.61	3.4	6.9	UG/KG
	OT29-SO-JO9B1-05-1415	SOIL	N	Benzo[g,h,i]perylene	1.7 U	0.36	1.7	6.9	UG/KG
	OT29-SO-JO9B1-05-1415	SOIL	N	Benzo[k]fluoranthene	3.4 U	0.7	3.4	6.9	UG/KG
	OT29-SO-JO9B1-05-1415	SOIL	N	Biphenyl	17 U	3.6	17	52	UG/KG
	OT29-SO-JO9B1-05-1415	SOIL	N	bis (2-chloroisopropyl) ether	34 U	9.8	34	100	UG/KG
	OT29-SO-JO9B1-05-1415	SOIL	N	Bis(2-chloroethoxy)methane	69 U	23	69	100	UG/KG
	OT29-SO-JO9B1-05-1415	SOIL	N	Bis(2-chloroethyl)ether	3.4 U	2.1	3.4	100	UG/KG
	OT29-SO-JO9B1-05-1415	SOIL	N	Bis(2-ethylhexyl) phthalate	34 U	20	34	72	UG/KG
	OT29-SO-JO9B1-05-1415	SOIL	N	Butyl benzyl phthalate	34 U	10	34	72	UG/KG
	OT29-SO-JO9B1-05-1415	SOIL	N	Caprolactam	69 U	38	69	340	UG/KG
	OT29-SO-JO9B1-05-1415	SOIL	N	Carbazole	34 U	28	34	52	UG/KG
	OT29-SO-JO9B1-05-1415	SOIL	N	Chrysene	3.4 U	1.1	3.4	6.9	UG/KG
	OT29-SO-JO9B1-05-1415	SOIL	N	Dibenz(a,h)anthracene	3.4 U	0.68	3.4	6.9	UG/KG
	OT29-SO-JO9B1-05-1415	SOIL	N	Dibenzofuran	3.4 U	0.68	3.4	52	UG/KG
	OT29-SO-JO9B1-05-1415	SOIL	N	Diethyl phthalate	34 U	17	34	72	UG/KG
	OT29-SO-JO9B1-05-1415	SOIL	N	Dimethyl phthalate	34 U	18	34	72	UG/KG
	OT29-SO-JO9B1-05-1415	SOIL	N	Di-n-butyl phthalate	34 U	15	34	72	UG/KG
	OT29-SO-JO9B1-05-1415	SOIL	N	Di-n-octyl phthalate	34 U	8.2	34	72	UG/KG
	OT29-SO-JO9B1-05-1415	SOIL	N	Fluoranthene	3.4 U	0.57	3.4	6.9	UG/KG
	OT29-SO-JO9B1-05-1415	SOIL	N	Fluorene	3.4 U	0.55	3.4	6.9	UG/KG
	OT29-SO-JO9B1-05-1415	SOIL	N	Hexachlorobenzene	3.4 U	2.2	3.4	6.9	UG/KG

Table 3. Summary of Analytical Results for Discrete Soil Samples for the Open Detonation Unit, Kirtland Air Force Base, December 2015

Method	Sample ID	Matrix	QA/QC Type	Analyte	Result*	DL	LOD	LOQ	Units
SW8270C									
	OT29-SO-JO9B1-05-1415	SOIL	N	Hexachlorobutadiene	34 U	5.8	34	52	UG/KG
	OT29-SO-JO9B1-05-1415	SOIL	N	Hexachlorocyclopentadiene	34 U	8.4	34	340	UG/KG
	OT29-SO-JO9B1-05-1415	SOIL	N	Hexachloroethane	34 U	9.3	34	52	UG/KG
	OT29-SO-JO9B1-05-1415	SOIL	N	Indeno[1,2,3-cd]pyrene	1.7 U	0.36	1.7	6.9	UG/KG
	OT29-SO-JO9B1-05-1415	SOIL	N	Isophorone	34 U	13	34	52	UG/KG
	OT29-SO-JO9B1-05-1415	SOIL	N	Naphthalene	3.4 U	0.85	3.4	6.9	UG/KG
	OT29-SO-JO9B1-05-1415	SOIL	N	Nitrobenzene	3.4 U	2.3	3.4	100	UG/KG
	OT29-SO-JO9B1-05-1415	SOIL	N	N-Nitrosodimethylamine	34 U	17	34	100	UG/KG
	OT29-SO-JO9B1-05-1415	SOIL	N	N-Nitrosodi-n-propylamine	34 U	6.5	34	52	UG/KG
	OT29-SO-JO9B1-05-1415	SOIL	N	N-Nitrosodiphenylamine	34 U	22	34	52	UG/KG
	OT29-SO-JO9B1-05-1415	SOIL	N	Pentachlorophenol	34 U	9.4	34	150	UG/KG
	OT29-SO-JO9B1-07-0001	SOIL	N	1,2,4,5-Tetrachlorobenzene	73 U	33	73	220	UG/KG
	OT29-SO-JO9B1-07-0001	SOIL	N	2,4,5-Trichlorophenol	150 U	55	150	330	UG/KG
	OT29-SO-JO9B1-07-0001	SOIL	N	2,4,6-Trichlorophenol	73 U	20	73	330	UG/KG
	OT29-SO-JO9B1-07-0001	SOIL	N	2,4-Dichlorophenol	150 U	44	150	330	UG/KG
	OT29-SO-JO9B1-07-0001	SOIL	N	2,4-Dimethylphenol	150 U	44	150	330	UG/KG
	OT29-SO-JO9B1-07-0001	SOIL	N	2,4-Dinitrotoluene	150 U	37	150	440	UG/KG
	OT29-SO-JO9B1-07-0001	SOIL	N	2,6-Dichlorophenol	37 U	8.8	37	440	UG/KG
	OT29-SO-JO9B1-07-0001	SOIL	N	2,6-Dinitrotoluene	150 U	46	150	440	UG/KG
	OT29-SO-JO9B1-07-0001	SOIL	N	2-Chloronaphthalene	3.7 U	0.99	3.7	110	UG/KG
	OT29-SO-JO9B1-07-0001	SOIL	N	2-Chlorophenol	73 U	18	73	110	UG/KG
	OT29-SO-JO9B1-07-0001	SOIL	N	2-Methylnaphthalene	7.2 U	1.1	7.2	15	UG/KG
	OT29-SO-JO9B1-07-0001	SOIL	N	2-Methylphenol	150 U	24	150	440	UG/KG

Table 3. Summary of Analytical Results for Discrete Soil Samples for the Open Detonation Unit, Kirtland Air Force Base, December 2015

Method	Sample ID	Matrix	QA/QC Type	Analyte	Result*	DL	LOD	LOQ	Units
SW8270C									
	OT29-SO-JO9B1-07-0001	SOIL	N	2-Nitroaniline	73 U	20	73	440	UG/KG
	OT29-SO-JO9B1-07-0001	SOIL	N	2-Nitrophenol	73 U	18	73	110	UG/KG
	OT29-SO-JO9B1-07-0001	SOIL	N	3,3'-Dichlorobenzidine	150 U	39	150	220	UG/KG
	OT29-SO-JO9B1-07-0001	SOIL	N	3-Methylphenol & 4-Methylphenol	150 U	44	150	880	UG/KG
	OT29-SO-JO9B1-07-0001	SOIL	N	3-Nitroaniline	150 U	35	150	440	UG/KG
	OT29-SO-JO9B1-07-0001	SOIL	N	4,6-Dinitro-2-methylphenol	73 U	20	73	330	UG/KG
	OT29-SO-JO9B1-07-0001	SOIL	N	4-Bromophenyl phenyl ether	73 U	29	73	110	UG/KG
	OT29-SO-JO9B1-07-0001	SOIL	N	4-Chloro-3-methylphenol	150 U	46	150	330	UG/KG
	OT29-SO-JO9B1-07-0001	SOIL	N	4-Chloroaniline	150 U	37	150	330	UG/KG
	OT29-SO-JO9B1-07-0001	SOIL	N	4-Chlorophenyl phenyl ether	73 U	29	73	110	UG/KG
	OT29-SO-JO9B1-07-0001	SOIL	N	4-Nitroaniline	150 U	57	150	440	UG/KG
	OT29-SO-JO9B1-07-0001	SOIL	N	4-Nitrophenol	150 U	37	150	720	UG/KG
	OT29-SO-JO9B1-07-0001	SOIL	N	Acenaphthene	7.2 U	1.7	7.2	15	UG/KG
	OT29-SO-JO9B1-07-0001	SOIL	N	Acenaphthylene	3.7 U	0.77	3.7	15	UG/KG
	OT29-SO-JO9B1-07-0001	SOIL	N	Acetophenone	73 U	20	73	220	UG/KG
	OT29-SO-JO9B1-07-0001	SOIL	N	Anthracene	7.2 U	1.7	7.2	15	UG/KG
	OT29-SO-JO9B1-07-0001	SOIL	N	Atrazine	73 U	20	73	440	UG/KG
	OT29-SO-JO9B1-07-0001	SOIL	N	Azobenzene	150 U	44	150	720	UG/KG
	OT29-SO-JO9B1-07-0001	SOIL	N	Benzaldehyde	73 U	26	73	220	UG/KG
	OT29-SO-JO9B1-07-0001	SOIL	N	Benzo[a]anthracene	7.2 U	1.4	7.2	15	UG/KG
	OT29-SO-JO9B1-07-0001	SOIL	N	Benzo[a]pyrene	7.2 U	1.4	7.2	15	UG/KG
	OT29-SO-JO9B1-07-0001	SOIL	N	Benzo[b]fluoranthene	7.2 U	1.3	7.2	15	UG/KG
	OT29-SO-JO9B1-07-0001	SOIL	N	Benzo[g,h,i]perylene	3.7 U	0.77	3.7	15	UG/KG

Table 3. Summary of Analytical Results for Discrete Soil Samples for the Open Detonation Unit, Kirtland Air Force Base, December 2015

Method	Sample ID	Matrix	QA/QC Type	Analyte	Result*	DL	LOD	LOQ	Units
SW8270C									
	OT29-SO-JO9B1-07-0001	SOIL	N	Benzo[k]fluoranthene	7.2 U	1.5	7.2	15	UG/KG
	OT29-SO-JO9B1-07-0001	SOIL	N	Biphenyl	37 U	7.7	37	110	UG/KG
	OT29-SO-JO9B1-07-0001	SOIL	N	bis (2-chloroisopropyl) ether	73 U	21	73	220	UG/KG
	OT29-SO-JO9B1-07-0001	SOIL	N	Bis(2-chloroethoxy)methane	150 U	48	150	220	UG/KG
	OT29-SO-JO9B1-07-0001	SOIL	N	Bis(2-chloroethyl)ether	7.2 U	4.4	7.2	220	UG/KG
	OT29-SO-JO9B1-07-0001	SOIL	N	Bis(2-ethylhexyl) phthalate	2700	42	73	150	UG/KG
	OT29-SO-JO9B1-07-0001	SOIL	N	Butyl benzyl phthalate	73 U	22	73	150	UG/KG
	OT29-SO-JO9B1-07-0001	SOIL	N	Caprolactam	150 U	81	150	720	UG/KG
	OT29-SO-JO9B1-07-0001	SOIL	N	Carbazole	73 U	59	73	110	UG/KG
	OT29-SO-JO9B1-07-0001	SOIL	N	Chrysene	7.2 U	2.4	7.2	15	UG/KG
	OT29-SO-JO9B1-07-0001	SOIL	N	Dibenz(a,h)anthracene	7.2 U	1.4	7.2	15	UG/KG
	OT29-SO-JO9B1-07-0001	SOIL	N	Dibenzofuran	7.2 U	1.4	7.2	110	UG/KG
	OT29-SO-JO9B1-07-0001	SOIL	N	Diethyl phthalate	73 U	35	73	150	UG/KG
	OT29-SO-JO9B1-07-0001	SOIL	N	Dimethyl phthalate	73 U	37	73	150	UG/KG
	OT29-SO-JO9B1-07-0001	SOIL	N	Di-n-butyl phthalate	73 U	33	73	150	UG/KG
	OT29-SO-JO9B1-07-0001	SOIL	N	Di-n-octyl phthalate	73 U	17	73	150	UG/KG
	OT29-SO-JO9B1-07-0001	SOIL	N	Fluoranthene	7.2 U	1.2	7.2	15	UG/KG
	OT29-SO-JO9B1-07-0001	SOIL	N	Fluorene	7.2 U	1.2	7.2	15	UG/KG
	OT29-SO-JO9B1-07-0001	SOIL	N	Hexachlorobenzene	7.2 U	4.6	7.2	15	UG/KG
	OT29-SO-JO9B1-07-0001	SOIL	N	Hexachlorobutadiene	73 U	12	73	110	UG/KG
	OT29-SO-JO9B1-07-0001	SOIL	N	Hexachlorocyclopentadiene	73 U	18	73	720	UG/KG
	OT29-SO-JO9B1-07-0001	SOIL	N	Hexachloroethane	73 U	20	73	110	UG/KG
	OT29-SO-JO9B1-07-0001	SOIL	N	Indeno[1,2,3-cd]pyrene	3.7 U	0.77	3.7	15	UG/KG

Table 3. Summary of Analytical Results for Discrete Soil Samples for the Open Detonation Unit, Kirtland Air Force Base, December 2015

Method	Sample ID	Matrix	QA/QC Type	Analyte	Result*	DL	LOD	LOQ	Units
SW8270C									
	OT29-SO-JO9B1-07-0001	SOIL	N	Isophorone	73 U	29	73	110	UG/KG
	OT29-SO-JO9B1-07-0001	SOIL	N	Naphthalene	7.2 U	1.8	7.2	15	UG/KG
	OT29-SO-JO9B1-07-0001	SOIL	N	Nitrobenzene	7.2 U	4.8	7.2	220	UG/KG
	OT29-SO-JO9B1-07-0001	SOIL	N	N-Nitrosodimethylamine	73 U	35	73	220	UG/KG
	OT29-SO-JO9B1-07-0001	SOIL	N	N-Nitrosodi-n-propylamine	73 U	14	73	110	UG/KG
	OT29-SO-JO9B1-07-0001	SOIL	N	N-Nitrosodiphenylamine	73 U	46	73	110	UG/KG
	OT29-SO-JO9B1-07-0001	SOIL	N	Pentachlorophenol	73 U	20	73	330	UG/KG
	OT29-SO-JO9B1-07-1415	SOIL	N	1,2,4,5-Tetrachlorobenzene	34 U	15	34	100	UG/KG
	OT29-SO-JO9B1-07-1415	SOIL	N	2,4,5-Trichlorophenol	69 U	26	69	150	UG/KG
	OT29-SO-JO9B1-07-1415	SOIL	N	2,4,6-Trichlorophenol	34 U	9.2	34	150	UG/KG
	OT29-SO-JO9B1-07-1415	SOIL	N	2,4-Dichlorophenol	69 U	21	69	150	UG/KG
	OT29-SO-JO9B1-07-1415	SOIL	N	2,4-Dimethylphenol	69 U	21	69	150	UG/KG
	OT29-SO-JO9B1-07-1415	SOIL	N	2,4-Dinitrotoluene	69 U	17	69	210	UG/KG
	OT29-SO-JO9B1-07-1415	SOIL	N	2,6-Dichlorophenol	17 U	4.1	17	210	UG/KG
	OT29-SO-JO9B1-07-1415	SOIL	N	2,6-Dinitrotoluene	69 U	22	69	210	UG/KG
	OT29-SO-JO9B1-07-1415	SOIL	N	2-Chloronaphthalene	1.7 U	0.46	1.7	51	UG/KG
	OT29-SO-JO9B1-07-1415	SOIL	N	2-Chlorophenol	34 U	8.4	34	51	UG/KG
	OT29-SO-JO9B1-07-1415	SOIL	N	2-Methylnaphthalene	3.4 U	0.51	3.4	6.9	UG/KG
	OT29-SO-JO9B1-07-1415	SOIL	N	2-Methylphenol	69 U	11	69	210	UG/KG
	OT29-SO-JO9B1-07-1415	SOIL	N	2-Nitroaniline	34 U	9.4	34	210	UG/KG
	OT29-SO-JO9B1-07-1415	SOIL	N	2-Nitrophenol	34 U	8.5	34	51	UG/KG
	OT29-SO-JO9B1-07-1415	SOIL	N	3,3'-Dichlorobenzidine	69 U	19	69	100	UG/KG
	OT29-SO-JO9B1-07-1415	SOIL	N	3-Methylphenol & 4-Methylphenol	69 U	21	69	410	UG/KG

Table 3. Summary of Analytical Results for Discrete Soil Samples for the Open Detonation Unit, Kirtland Air Force Base, December 2015

Method	Sample ID	Matrix	QA/QC Type	Analyte	Result*	DL	LOD	LOQ	Units
SW8270C									
	OT29-SO-JO9B1-07-1415	SOIL	N	3-Nitroaniline	69 U	16	69	210	UG/KG
	OT29-SO-JO9B1-07-1415	SOIL	N	4,6-Dinitro-2-methylphenol	34 U	9.5	34	150	UG/KG
	OT29-SO-JO9B1-07-1415	SOIL	N	4-Bromophenyl phenyl ether	34 U	13	34	51	UG/KG
	OT29-SO-JO9B1-07-1415	SOIL	N	4-Chloro-3-methylphenol	69 U	22	69	150	UG/KG
	OT29-SO-JO9B1-07-1415	SOIL	N	4-Chloroaniline	69 U	17	69	150	UG/KG
	OT29-SO-JO9B1-07-1415	SOIL	N	4-Chlorophenyl phenyl ether	34 U	13	34	51	UG/KG
	OT29-SO-JO9B1-07-1415	SOIL	N	4-Nitroaniline	69 U	27	69	210	UG/KG
	OT29-SO-JO9B1-07-1415	SOIL	N	4-Nitrophenol	69 U	17	69	340	UG/KG
	OT29-SO-JO9B1-07-1415	SOIL	N	Acenaphthene	3.4 U	0.78	3.4	6.9	UG/KG
	OT29-SO-JO9B1-07-1415	SOIL	N	Acenaphthylene	1.7 U	0.36	1.7	6.9	UG/KG
	OT29-SO-JO9B1-07-1415	SOIL	N	Acetophenone	34 U	9.5	34	100	UG/KG
	OT29-SO-JO9B1-07-1415	SOIL	N	Anthracene	3.4 U	0.8	3.4	6.9	UG/KG
	OT29-SO-JO9B1-07-1415	SOIL	N	Atrazine	34 U	9.4	34	210	UG/KG
	OT29-SO-JO9B1-07-1415	SOIL	N	Azobenzene	69 U	21	69	340	UG/KG
	OT29-SO-JO9B1-07-1415	SOIL	N	Benzaldehyde	34 U	12	34	100	UG/KG
	OT29-SO-JO9B1-07-1415	SOIL	N	Benzo[a]anthracene	3.4 U	0.65	3.4	6.9	UG/KG
	OT29-SO-JO9B1-07-1415	SOIL	N	Benzo[a]pyrene	3.4 U	0.66	3.4	6.9	UG/KG
	OT29-SO-JO9B1-07-1415	SOIL	N	Benzo[b]fluoranthene	3.4 U	0.61	3.4	6.9	UG/KG
	OT29-SO-JO9B1-07-1415	SOIL	N	Benzo[g,h,i]perylene	1.7 U	0.36	1.7	6.9	UG/KG
	OT29-SO-JO9B1-07-1415	SOIL	N	Benzo[k]fluoranthene	3.4 U	0.7	3.4	6.9	UG/KG
	OT29-SO-JO9B1-07-1415	SOIL	N	Biphenyl	17 U	3.6	17	51	UG/KG
	OT29-SO-JO9B1-07-1415	SOIL	N	bis (2-chloroisopropyl) ether	34 U	9.8	34	100	UG/KG
	OT29-SO-JO9B1-07-1415	SOIL	N	Bis(2-chloroethoxy)methane	69 U	23	69	100	UG/KG

Table 3. Summary of Analytical Results for Discrete Soil Samples for the Open Detonation Unit, Kirtland Air Force Base, December 2015

Method	Sample ID	Matrix	QA/QC Type	Analyte	Result*	DL	LOD	LOQ	Units
SW8270C									
	OT29-SO-JO9B1-07-1415	SOIL	N	Bis(2-chloroethyl)ether	3.4 U	2.1	3.4	100	UG/KG
	OT29-SO-JO9B1-07-1415	SOIL	N	Bis(2-ethylhexyl) phthalate	34 U	20	34	72	UG/KG
	OT29-SO-JO9B1-07-1415	SOIL	N	Butyl benzyl phthalate	34 U	10	34	72	UG/KG
	OT29-SO-JO9B1-07-1415	SOIL	N	Caprolactam	69 U	38	69	340	UG/KG
	OT29-SO-JO9B1-07-1415	SOIL	N	Carbazole	34 U	28	34	51	UG/KG
	OT29-SO-JO9B1-07-1415	SOIL	N	Chrysene	3.4 U	1.1	3.4	6.9	UG/KG
	OT29-SO-JO9B1-07-1415	SOIL	N	Dibenz(a,h)anthracene	3.4 U	0.68	3.4	6.9	UG/KG
	OT29-SO-JO9B1-07-1415	SOIL	N	Dibenzofuran	3.4 U	0.68	3.4	51	UG/KG
	OT29-SO-JO9B1-07-1415	SOIL	N	Diethyl phthalate	34 U	16	34	72	UG/KG
	OT29-SO-JO9B1-07-1415	SOIL	N	Dimethyl phthalate	34 U	17	34	72	UG/KG
	OT29-SO-JO9B1-07-1415	SOIL	N	Di-n-butyl phthalate	34 U	15	34	72	UG/KG
	OT29-SO-JO9B1-07-1415	SOIL	N	Di-n-octyl phthalate	34 U	8.1	34	72	UG/KG
	OT29-SO-JO9B1-07-1415	SOIL	N	Fluoranthene	3.4 U	0.57	3.4	6.9	UG/KG
	OT29-SO-JO9B1-07-1415	SOIL	N	Fluorene	3.4 U	0.55	3.4	6.9	UG/KG
	OT29-SO-JO9B1-07-1415	SOIL	N	Hexachlorobenzene	3.4 U	2.2	3.4	6.9	UG/KG
	OT29-SO-JO9B1-07-1415	SOIL	N	Hexachlorobutadiene	34 U	5.8	34	51	UG/KG
	OT29-SO-JO9B1-07-1415	SOIL	N	Hexachlorocyclopentadiene	34 U	8.3	34	340	UG/KG
	OT29-SO-JO9B1-07-1415	SOIL	N	Hexachloroethane	34 U	9.3	34	51	UG/KG
	OT29-SO-JO9B1-07-1415	SOIL	N	Indeno[1,2,3-cd]pyrene	1.7 U	0.36	1.7	6.9	UG/KG
	OT29-SO-JO9B1-07-1415	SOIL	N	Isophorone	34 U	13	34	51	UG/KG
	OT29-SO-JO9B1-07-1415	SOIL	N	Naphthalene	3.4 U	0.84	3.4	6.9	UG/KG
	OT29-SO-JO9B1-07-1415	SOIL	N	Nitrobenzene	3.4 U	2.3	3.4	100	UG/KG
	OT29-SO-JO9B1-07-1415	SOIL	N	N-Nitrosodimethylamine	34 U	16	34	100	UG/KG

Table 3. Summary of Analytical Results for Discrete Soil Samples for the Open Detonation Unit, Kirtland Air Force Base, December 2015

Method	Sample ID	Matrix	QA/QC Type	Analyte	Result*	DL	LOD	LOQ	Units
SW8270C									
	OT29-SO-JO9B1-07-1415	SOIL	N	N-Nitrosodi-n-propylamine	34 U	6.5	34	51	UG/KG
	OT29-SO-JO9B1-07-1415	SOIL	N	N-Nitrosodiphenylamine	34 U	22	34	51	UG/KG
	OT29-SO-JO9B1-07-1415	SOIL	N	Pentachlorophenol	34 U	9.4	34	150	UG/KG
	OT29-SO-K09A2-01-0001	SOIL	N	1,2,4,5-Tetrachlorobenzene	37 U	16	37	110	UG/KG
	OT29-SO-K09A2-01-0001	SOIL	N	2,4,5-Trichlorophenol	73 U	27	73	160	UG/KG
	OT29-SO-K09A2-01-0001	SOIL	N	2,4,6-Trichlorophenol	37 U	9.8	37	160	UG/KG
	OT29-SO-K09A2-01-0001	SOIL	N	2,4-Dichlorophenol	73 U	22	73	160	UG/KG
	OT29-SO-K09A2-01-0001	SOIL	N	2,4-Dimethylphenol	73 U	22	73	160	UG/KG
	OT29-SO-K09A2-01-0001	SOIL	N	2,4-Dinitrotoluene	73 U	19	73	220	UG/KG
	OT29-SO-K09A2-01-0001	SOIL	N	2,6-Dichlorophenol	18 U	4.4	18	220	UG/KG
	OT29-SO-K09A2-01-0001	SOIL	N	2,6-Dinitrotoluene	73 U	23	73	220	UG/KG
	OT29-SO-K09A2-01-0001	SOIL	N	2-Chloronaphthalene	1.8 U	0.49	1.8	55	UG/KG
	OT29-SO-K09A2-01-0001	SOIL	N	2-Chlorophenol	37 U	9	37	55	UG/KG
	OT29-SO-K09A2-01-0001	SOIL	N	2-Methylnaphthalene	3.6 U	0.55	3.6	7.3	UG/KG
	OT29-SO-K09A2-01-0001	SOIL	N	2-Methylphenol	73 U	12	73	220	UG/KG
	OT29-SO-K09A2-01-0001	SOIL	N	2-Nitroaniline	37 U	10	37	220	UG/KG
	OT29-SO-K09A2-01-0001	SOIL	N	2-Nitrophenol	37 U	9.1	37	55	UG/KG
	OT29-SO-K09A2-01-0001	SOIL	N	3,3'-Dichlorobenzidine	73 U	20	73	110	UG/KG
	OT29-SO-K09A2-01-0001	SOIL	N	3-Methylphenol & 4-Methylphenol	73 U	22	73	440	UG/KG
	OT29-SO-K09A2-01-0001	SOIL	N	3-Nitroaniline	73 U	18	73	220	UG/KG
	OT29-SO-K09A2-01-0001	SOIL	N	4,6-Dinitro-2-methylphenol	37 U	10	37	160	UG/KG
	OT29-SO-K09A2-01-0001	SOIL	N	4-Bromophenyl phenyl ether	37 U	14	37	55	UG/KG
	OT29-SO-K09A2-01-0001	SOIL	N	4-Chloro-3-methylphenol	73 U	23	73	160	UG/KG

Table 3. Summary of Analytical Results for Discrete Soil Samples for the Open Detonation Unit, Kirtland Air Force Base, December 2015

Method	Sample ID	Matrix	QA/QC Type	Analyte	Result*	DL	LOD	LOQ	Units
SW8270C									
	OT29-SO-K09A2-01-0001	SOIL	N	4-Chloroaniline	73 U	19	73	160	UG/KG
	OT29-SO-K09A2-01-0001	SOIL	N	4-Chlorophenyl phenyl ether	37 U	14	37	55	UG/KG
	OT29-SO-K09A2-01-0001	SOIL	N	4-Nitroaniline	73 U	29	73	220	UG/KG
	OT29-SO-K09A2-01-0001	SOIL	N	4-Nitrophenol	73 U	19	73	360	UG/KG
	OT29-SO-K09A2-01-0001	SOIL	N	Acenaphthene	3.6 U	0.84	3.6	7.3	UG/KG
	OT29-SO-K09A2-01-0001	SOIL	N	Acenaphthylene	1.8 U	0.38	1.8	7.3	UG/KG
	OT29-SO-K09A2-01-0001	SOIL	N	Acetophenone	37 U	10	37	110	UG/KG
	OT29-SO-K09A2-01-0001	SOIL	N	Anthracene	3.6 U	0.86	3.6	7.3	UG/KG
	OT29-SO-K09A2-01-0001	SOIL	N	Atrazine	37 U	10	37	220	UG/KG
	OT29-SO-K09A2-01-0001	SOIL	N	Azobenzene	73 U	22	73	360	UG/KG
	OT29-SO-K09A2-01-0001	SOIL	N	Benzaldehyde	37 U	13	37	110	UG/KG
	OT29-SO-K09A2-01-0001	SOIL	N	Benzo[a]anthracene	3.6 U	0.69	3.6	7.3	UG/KG
	OT29-SO-K09A2-01-0001	SOIL	N	Benzo[a]pyrene	3.6 U	0.7	3.6	7.3	UG/KG
	OT29-SO-K09A2-01-0001	SOIL	N	Benzo[b]fluoranthene	3.6 U	0.65	3.6	7.3	UG/KG
	OT29-SO-K09A2-01-0001	SOIL	N	Benzo[g,h,i]perylene	1.8 U	0.38	1.8	7.3	UG/KG
	OT29-SO-K09A2-01-0001	SOIL	N	Benzo[k]fluoranthene	3.6 U	0.75	3.6	7.3	UG/KG
	OT29-SO-K09A2-01-0001	SOIL	N	Biphenyl	18 U	3.8	18	55	UG/KG
	OT29-SO-K09A2-01-0001	SOIL	N	bis (2-chloroisopropyl) ether	37 U	10	37	110	UG/KG
	OT29-SO-K09A2-01-0001	SOIL	N	Bis(2-chloroethoxy)methane	73 U	24	73	110	UG/KG
	OT29-SO-K09A2-01-0001	SOIL	N	Bis(2-chloroethyl)ether	3.6 U	2.2	3.6	110	UG/KG
	OT29-SO-K09A2-01-0001	SOIL	N	Bis(2-ethylhexyl) phthalate	83 U	21	37	77	UG/KG
	OT29-SO-K09A2-01-0001	SOIL	N	Butyl benzyl phthalate	37 U	11	37	77	UG/KG
	OT29-SO-K09A2-01-0001	SOIL	N	Caprolactam	73 U	41	73	360	UG/KG

Table 3. Summary of Analytical Results for Discrete Soil Samples for the Open Detonation Unit, Kirtland Air Force Base, December 2015

Method	Sample ID	Matrix	QA/QC Type	Analyte	Result*	DL	LOD	LOQ	Units
SW8270C									
	OT29-SO-K09A2-01-0001	SOIL	N	Carbazole	37 U	30	37	55	UG/KG
	OT29-SO-K09A2-01-0001	SOIL	N	Chrysene	3.6 U	1.2	3.6	7.3	UG/KG
	OT29-SO-K09A2-01-0001	SOIL	N	Dibenz(a,h)anthracene	3.6 U	0.73	3.6	7.3	UG/KG
	OT29-SO-K09A2-01-0001	SOIL	N	Dibenzofuran	3.6 U	0.73	3.6	55	UG/KG
	OT29-SO-K09A2-01-0001	SOIL	N	Diethyl phthalate	37 U	18	37	77	UG/KG
	OT29-SO-K09A2-01-0001	SOIL	N	Dimethyl phthalate	37 U	19	37	77	UG/KG
	OT29-SO-K09A2-01-0001	SOIL	N	Di-n-butyl phthalate	37 U	16	37	77	UG/KG
	OT29-SO-K09A2-01-0001	SOIL	N	Di-n-octyl phthalate	37 U	8.7	37	77	UG/KG
	OT29-SO-K09A2-01-0001	SOIL	N	Fluoranthene	3.6 U	0.6	3.6	7.3	UG/KG
	OT29-SO-K09A2-01-0001	SOIL	N	Fluorene	3.6 U	0.58	3.6	7.3	UG/KG
	OT29-SO-K09A2-01-0001	SOIL	N	Hexachlorobenzene	3.6 U	2.3	3.6	7.3	UG/KG
	OT29-SO-K09A2-01-0001	SOIL	N	Hexachlorobutadiene	37 U	6.2	37	55	UG/KG
	OT29-SO-K09A2-01-0001	SOIL	N	Hexachlorocyclopentadiene	37 U	8.9	37	360	UG/KG
	OT29-SO-K09A2-01-0001	SOIL	N	Hexachloroethane	37 U	9.9	37	55	UG/KG
	OT29-SO-K09A2-01-0001	SOIL	N	Indeno[1,2,3-cd]pyrene	1.8 U	0.38	1.8	7.3	UG/KG
	OT29-SO-K09A2-01-0001	SOIL	N	Isophorone	37 U	14	37	55	UG/KG
	OT29-SO-K09A2-01-0001	SOIL	N	Naphthalene	3.6 U	0.9	3.6	7.3	UG/KG
	OT29-SO-K09A2-01-0001	SOIL	N	Nitrobenzene	3.6 U	2.4	3.6	110	UG/KG
	OT29-SO-K09A2-01-0001	SOIL	N	N-Nitrosodimethylamine	37 U	18	37	110	UG/KG
	OT29-SO-K09A2-01-0001	SOIL	N	N-Nitrosodi-n-propylamine	37 U	6.9	37	55	UG/KG
	OT29-SO-K09A2-01-0001	SOIL	N	N-Nitrosodiphenylamine	37 U	23	37	55	UG/KG
	OT29-SO-K09A2-01-0001	SOIL	N	Pentachlorophenol	37 U	10	37	160	UG/KG
	OT29-SO-K09A2-01-1415	SOIL	N	1,2,4,5-Tetrachlorobenzene	36 U	16	36	110	UG/KG

Table 3. Summary of Analytical Results for Discrete Soil Samples for the Open Detonation Unit, Kirtland Air Force Base, December 2015

Method	Sample ID	Matrix	QA/QC Type	Analyte	Result*	DL	LOD	LOQ	Units
SW8270C									
	OT29-SO-K09A2-01-1415	SOIL	N	2,4,5-Trichlorophenol	72 U	27	72	160	UG/KG
	OT29-SO-K09A2-01-1415	SOIL	N	2,4,6-Trichlorophenol	36 U	9.6	36	160	UG/KG
	OT29-SO-K09A2-01-1415	SOIL	N	2,4-Dichlorophenol	72 U	21	72	160	UG/KG
	OT29-SO-K09A2-01-1415	SOIL	N	2,4-Dimethylphenol	72 U	21	72	160	UG/KG
	OT29-SO-K09A2-01-1415	SOIL	N	2,4-Dinitrotoluene	72 U	18	72	210	UG/KG
	OT29-SO-K09A2-01-1415	SOIL	N	2,6-Dichlorophenol	18 U	4.3	18	210	UG/KG
	OT29-SO-K09A2-01-1415	SOIL	N	2,6-Dinitrotoluene	72 U	23	72	210	UG/KG
	OT29-SO-K09A2-01-1415	SOIL	N	2-Chloronaphthalene	1.8 U	0.48	1.8	54	UG/KG
	OT29-SO-K09A2-01-1415	SOIL	N	2-Chlorophenol	36 U	8.8	36	54	UG/KG
	OT29-SO-K09A2-01-1415	SOIL	N	2-Methylnaphthalene	3.5 U	0.54	3.5	7.2	UG/KG
	OT29-SO-K09A2-01-1415	SOIL	N	2-Methylphenol	72 U	12	72	210	UG/KG
	OT29-SO-K09A2-01-1415	SOIL	N	2-Nitroaniline	36 U	9.8	36	210	UG/KG
	OT29-SO-K09A2-01-1415	SOIL	N	2-Nitrophenol	36 U	8.9	36	54	UG/KG
	OT29-SO-K09A2-01-1415	SOIL	N	3,3'-Dichlorobenzidine	72 U	19	72	110	UG/KG
	OT29-SO-K09A2-01-1415	SOIL	N	3-Methylphenol & 4-Methylphenol	72 U	21	72	430	UG/KG
	OT29-SO-K09A2-01-1415	SOIL	N	3-Nitroaniline	72 U	17	72	210	UG/KG
	OT29-SO-K09A2-01-1415	SOIL	N	4,6-Dinitro-2-methylphenol	36 U	9.9	36	160	UG/KG
	OT29-SO-K09A2-01-1415	SOIL	N	4-Bromophenyl phenyl ether	36 U	14	36	54	UG/KG
	OT29-SO-K09A2-01-1415	SOIL	N	4-Chloro-3-methylphenol	72 U	23	72	160	UG/KG
	OT29-SO-K09A2-01-1415	SOIL	N	4-Chloroaniline	72 U	18	72	160	UG/KG
	OT29-SO-K09A2-01-1415	SOIL	N	4-Chlorophenyl phenyl ether	36 U	14	36	54	UG/KG
	OT29-SO-K09A2-01-1415	SOIL	N	4-Nitroaniline	72 U	28	72	210	UG/KG
	OT29-SO-K09A2-01-1415	SOIL	N	4-Nitrophenol	72 U	18	72	350	UG/KG

Table 3. Summary of Analytical Results for Discrete Soil Samples for the Open Detonation Unit, Kirtland Air Force Base, December 2015

Method	Sample ID	Matrix	QA/QC Type	Analyte	Result*	DL	LOD	LOQ	Units
SW8270C									
	OT29-SO-K09A2-01-1415	SOIL	N	Acenaphthene	3.5 U	0.82	3.5	7.2	UG/KG
	OT29-SO-K09A2-01-1415	SOIL	N	Acenaphthylene	1.8 U	0.38	1.8	7.2	UG/KG
	OT29-SO-K09A2-01-1415	SOIL	N	Acetophenone	36 U	9.9	36	110	UG/KG
	OT29-SO-K09A2-01-1415	SOIL	N	Anthracene	3.5 U	0.84	3.5	7.2	UG/KG
	OT29-SO-K09A2-01-1415	SOIL	N	Atrazine	36 U	9.8	36	210	UG/KG
	OT29-SO-K09A2-01-1415	SOIL	N	Azobenzene	72 U	21	72	350	UG/KG
	OT29-SO-K09A2-01-1415	SOIL	N	Benzaldehyde	36 U	13	36	110	UG/KG
	OT29-SO-K09A2-01-1415	SOIL	N	Benzo[a]anthracene	3.5 U	0.68	3.5	7.2	UG/KG
	OT29-SO-K09A2-01-1415	SOIL	N	Benzo[a]pyrene	3.5 U	0.69	3.5	7.2	UG/KG
	OT29-SO-K09A2-01-1415	SOIL	N	Benzo[b]fluoranthene	3.5 U	0.63	3.5	7.2	UG/KG
	OT29-SO-K09A2-01-1415	SOIL	N	Benzo[g,h,i]perylene	1.8 U	0.38	1.8	7.2	UG/KG
	OT29-SO-K09A2-01-1415	SOIL	N	Benzo[k]fluoranthene	3.5 U	0.73	3.5	7.2	UG/KG
	OT29-SO-K09A2-01-1415	SOIL	N	Biphenyl	18 U	3.8	18	54	UG/KG
	OT29-SO-K09A2-01-1415	SOIL	N	bis (2-chloroisopropyl) ether	36 U	10	36	110	UG/KG
	OT29-SO-K09A2-01-1415	SOIL	N	Bis(2-chloroethoxy)methane	72 U	24	72	110	UG/KG
	OT29-SO-K09A2-01-1415	SOIL	N	Bis(2-chloroethyl)ether	3.5 U	2.1	3.5	110	UG/KG
	OT29-SO-K09A2-01-1415	SOIL	N	Bis(2-ethylhexyl) phthalate	36 U	20	36	75	UG/KG
	OT29-SO-K09A2-01-1415	SOIL	N	Butyl benzyl phthalate	36 U	11	36	75	UG/KG
	OT29-SO-K09A2-01-1415	SOIL	N	Caprolactam	72 U	40	72	350	UG/KG
	OT29-SO-K09A2-01-1415	SOIL	N	Carbazole	36 U	29	36	54	UG/KG
	OT29-SO-K09A2-01-1415	SOIL	N	Chrysene	3.5 U	1.2	3.5	7.2	UG/KG
	OT29-SO-K09A2-01-1415	SOIL	N	Dibenz(a,h)anthracene	3.5 U	0.71	3.5	7.2	UG/KG
	OT29-SO-K09A2-01-1415	SOIL	N	Dibenzofuran	3.5 U	0.71	3.5	54	UG/KG

Table 3. Summary of Analytical Results for Discrete Soil Samples for the Open Detonation Unit, Kirtland Air Force Base, December 2015

Method	Sample ID	Matrix	QA/QC Type	Analyte	Result*	DL	LOD	LOQ	Units
SW8270C									
	OT29-SO-K09A2-01-1415	SOIL	N	Diethyl phthalate	36 U	17	36	75	UG/KG
	OT29-SO-K09A2-01-1415	SOIL	N	Dimethyl phthalate	36 U	18	36	75	UG/KG
	OT29-SO-K09A2-01-1415	SOIL	N	Di-n-butyl phthalate	36 U	16	36	75	UG/KG
	OT29-SO-K09A2-01-1415	SOIL	N	Di-n-octyl phthalate	36 U	8.5	36	75	UG/KG
	OT29-SO-K09A2-01-1415	SOIL	N	Fluoranthene	3.5 U	0.59	3.5	7.2	UG/KG
	OT29-SO-K09A2-01-1415	SOIL	N	Fluorene	3.5 U	0.57	3.5	7.2	UG/KG
	OT29-SO-K09A2-01-1415	SOIL	N	Hexachlorobenzene	3.5 U	2.3	3.5	7.2	UG/KG
	OT29-SO-K09A2-01-1415	SOIL	N	Hexachlorobutadiene	36 U	6	36	54	UG/KG
	OT29-SO-K09A2-01-1415	SOIL	N	Hexachlorocyclopentadiene	36 U	8.7	36	350	UG/KG
	OT29-SO-K09A2-01-1415	SOIL	N	Hexachloroethane	36 U	9.7	36	54	UG/KG
	OT29-SO-K09A2-01-1415	SOIL	N	Indeno[1,2,3-cd]pyrene	1.8 U	0.38	1.8	7.2	UG/KG
	OT29-SO-K09A2-01-1415	SOIL	N	Isophorone	36 U	14	36	54	UG/KG
	OT29-SO-K09A2-01-1415	SOIL	N	Naphthalene	3.5 U	0.88	3.5	7.2	UG/KG
	OT29-SO-K09A2-01-1415	SOIL	N	Nitrobenzene	3.5 U	2.4	3.5	110	UG/KG
	OT29-SO-K09A2-01-1415	SOIL	N	N-Nitrosodimethylamine	36 U	17	36	110	UG/KG
	OT29-SO-K09A2-01-1415	SOIL	N	N-Nitrosodi-n-propylamine	36 U	6.8	36	54	UG/KG
	OT29-SO-K09A2-01-1415	SOIL	N	N-Nitrosodiphenylamine	36 U	23	36	54	UG/KG
	OT29-SO-K09A2-01-1415	SOIL	N	Pentachlorophenol	36 U	9.8	36	160	UG/KG
SW8290									
	OT29-FD-H09B1-01-0001	SOIL	FD	1,2,3,4,6,7,8-HpCDD	4.3 U	0.072		5.5	PG/G
	OT29-FD-H09B1-01-0001	SOIL	FD	1,2,3,4,6,7,8-HpCDF	0.72 U	0.047		5.5	PG/G
	OT29-FD-H09B1-01-0001	SOIL	FD	1,2,3,4,7,8,9-HpCDF	0.11 J	0.06		5.5	PG/G
	OT29-FD-H09B1-01-0001	SOIL	FD	1,2,3,4,7,8-HxCDD	0.065 J	0.047		5.5	PG/G
	OT29-FD-H09B1-01-0001	SOIL	FD	1,2,3,4,7,8-HxCDF	0.05 U	0.05		5.5	PG/G

Table 3. Summary of Analytical Results for Discrete Soil Samples for the Open Detonation Unit, Kirtland Air Force Base, December 2015

Method	Sample ID	Matrix	QA/QC Type	Analyte	Result*	DL	LOD	LOQ	Units
SW8290									
	OT29-FD-H09B1-01-0001	SOIL	FD	1,2,3,6,7,8-HxCDD	0.2 J	0.046		5.5	PG/G
	OT29-FD-H09B1-01-0001	SOIL	FD	1,2,3,6,7,8-HxCDF	0.088 U	0.046		5.5	PG/G
	OT29-FD-H09B1-01-0001	SOIL	FD	1,2,3,7,8,9-HxCDD	0.21 U	0.04		5.5	PG/G
	OT29-FD-H09B1-01-0001	SOIL	FD	1,2,3,7,8,9-HxCDF	0.051 U	0.051		5.5	PG/G
	OT29-FD-H09B1-01-0001	SOIL	FD	1,2,3,7,8-PeCDD	0.069 U	0.069		5.5	PG/G
	OT29-FD-H09B1-01-0001	SOIL	FD	1,2,3,7,8-PeCDF	0.048 U	0.048		5.5	PG/G
	OT29-FD-H09B1-01-0001	SOIL	FD	2,3,4,6,7,8-HxCDF	0.049 U	0.049		5.5	PG/G
	OT29-FD-H09B1-01-0001	SOIL	FD	2,3,4,7,8-PeCDF	0.048 U	0.048		5.5	PG/G
	OT29-FD-H09B1-01-0001	SOIL	FD	2,3,7,8-TCDD	0.045 U	0.045		1.1	PG/G
	OT29-FD-H09B1-01-0001	SOIL	FD	2,3,7,8-TCDF	0.14 U	0.14		1.1	PG/G
	OT29-FD-H09B1-01-0001	SOIL	FD	OCDD	36	0.062		11	PG/G
	OT29-FD-H09B1-01-0001	SOIL	FD	OCDF	4 U	0.077		11	PG/G
	OT29-FD-H09B1-01-0001	SOIL	FD	Total HpCDD	7.6 U	0.072		5.5	PG/G
	OT29-FD-H09B1-01-0001	SOIL	FD	Total HpCDF	2 U	0.054		5.5	PG/G
	OT29-FD-H09B1-01-0001	SOIL	FD	Total HxCDD	1.3 J	0.044		5.5	PG/G
	OT29-FD-H09B1-01-0001	SOIL	FD	Total HxCDF	0.37 U	0.049		5.5	PG/G
	OT29-FD-H09B1-01-0001	SOIL	FD	Total PeCDD	0.069 U	0.069		5.5	PG/G
	OT29-FD-H09B1-01-0001	SOIL	FD	Total PeCDF	0.12 J	0.048		5.5	PG/G
	OT29-FD-H09B1-01-0001	SOIL	FD	Total TCDD	0.045 U	0.045		1.1	PG/G
	OT29-FD-H09B1-01-0001	SOIL	FD	Total TCDF	0.19 J	0.042		1.1	PG/G
	OT29-FD-J09A1-05-0001	SOIL	FD	1,2,3,4,6,7,8-HpCDD	6.7 U	0.079		5.4	PG/G
	OT29-FD-J09A1-05-0001	SOIL	FD	1,2,3,4,6,7,8-HpCDF	0.88 U	0.05		5.4	PG/G
	OT29-FD-J09A1-05-0001	SOIL	FD	1,2,3,4,7,8,9-HpCDF	0.16 J	0.065		5.4	PG/G

Table 3. Summary of Analytical Results for Discrete Soil Samples for the Open Detonation Unit, Kirtland Air Force Base, December 2015

Method	Sample ID	Matrix	QA/QC Type	Analyte	Result*	DL	LOD	LOQ	Units
SW8290									
	OT29-FD-J09A1-05-0001	SOIL	FD	1,2,3,4,7,8-HxCDD	0.1 J	0.027		5.4	PG/G
	OT29-FD-J09A1-05-0001	SOIL	FD	1,2,3,4,7,8-HxCDF	0.11 U	0.037		5.4	PG/G
	OT29-FD-J09A1-05-0001	SOIL	FD	1,2,3,6,7,8-HxCDD	0.28 J	0.026		5.4	PG/G
	OT29-FD-J09A1-05-0001	SOIL	FD	1,2,3,6,7,8-HxCDF	0.076 U	0.034		5.4	PG/G
	OT29-FD-J09A1-05-0001	SOIL	FD	1,2,3,7,8,9-HxCDD	0.27 U	0.023		5.4	PG/G
	OT29-FD-J09A1-05-0001	SOIL	FD	1,2,3,7,8,9-HxCDF	0.038 U	0.038		5.4	PG/G
	OT29-FD-J09A1-05-0001	SOIL	FD	1,2,3,7,8-PeCDD	0.057 U	0.057		5.4	PG/G
	OT29-FD-J09A1-05-0001	SOIL	FD	1,2,3,7,8-PeCDF	0.041 U	0.041		5.4	PG/G
	OT29-FD-J09A1-05-0001	SOIL	FD	2,3,4,6,7,8-HxCDF	0.036 U	0.036		5.4	PG/G
	OT29-FD-J09A1-05-0001	SOIL	FD	2,3,4,7,8-PeCDF	0.042 U	0.042		5.4	PG/G
	OT29-FD-J09A1-05-0001	SOIL	FD	2,3,7,8-TCDD	0.034 U	0.034		1.1	PG/G
	OT29-FD-J09A1-05-0001	SOIL	FD	2,3,7,8-TCDF	0.15 U	0.15		1.1	PG/G
	OT29-FD-J09A1-05-0001	SOIL	FD	OCDD	52	0.056		11	PG/G
	OT29-FD-J09A1-05-0001	SOIL	FD	OCDF	6.3 U	0.11		11	PG/G
	OT29-FD-J09A1-05-0001	SOIL	FD	Total HpCDD	12	0.079		5.4	PG/G
	OT29-FD-J09A1-05-0001	SOIL	FD	Total HpCDF	2.6 J	0.057		5.4	PG/G
	OT29-FD-J09A1-05-0001	SOIL	FD	Total HxCDD	2.1 J	0.025		5.4	PG/G
	OT29-FD-J09A1-05-0001	SOIL	FD	Total HxCDF	0.78 U	0.036		5.4	PG/G
	OT29-FD-J09A1-05-0001	SOIL	FD	Total PeCDD	0.11 J	0.057		5.4	PG/G
	OT29-FD-J09A1-05-0001	SOIL	FD	Total PeCDF	0.27 J	0.041		5.4	PG/G
	OT29-FD-J09A1-05-0001	SOIL	FD	Total TCDD	0.13 U	0.034		1.1	PG/G
	OT29-FD-J09A1-05-0001	SOIL	FD	Total TCDF	0.17 J	0.028		1.1	PG/G
	OT29-FD-J09B2-02-0001	SOIL	FD	1,2,3,4,6,7,8-HpCDD	9.9	0.097		5.3	PG/G

Table 3. Summary of Analytical Results for Discrete Soil Samples for the Open Detonation Unit, Kirtland Air Force Base, December 2015

Method	Sample ID	Matrix	QA/QC Type	Analyte	Result*	DL	LOD	LOQ	Units
SW8290									
	OT29-FD-J09B2-02-0001	SOIL	FD	1,2,3,4,6,7,8-HpCDF	1.5 U	0.062		5.3	PG/G
	OT29-FD-J09B2-02-0001	SOIL	FD	1,2,3,4,7,8,9-HpCDF	0.079 U	0.079		5.3	PG/G
	OT29-FD-J09B2-02-0001	SOIL	FD	1,2,3,4,7,8-HxCDD	0.11 J	0.034		5.3	PG/G
	OT29-FD-J09B2-02-0001	SOIL	FD	1,2,3,4,7,8-HxCDF	0.22 J	0.043		5.3	PG/G
	OT29-FD-J09B2-02-0001	SOIL	FD	1,2,3,6,7,8-HxCDD	0.33 J	0.033		5.3	PG/G
	OT29-FD-J09B2-02-0001	SOIL	FD	1,2,3,6,7,8-HxCDF	0.15 U	0.039		5.3	PG/G
	OT29-FD-J09B2-02-0001	SOIL	FD	1,2,3,7,8,9-HxCDD	0.28 J	0.029		5.3	PG/G
	OT29-FD-J09B2-02-0001	SOIL	FD	1,2,3,7,8,9-HxCDF	0.043 U	0.043		5.3	PG/G
	OT29-FD-J09B2-02-0001	SOIL	FD	1,2,3,7,8-PeCDD	0.07 J	0.043		5.3	PG/G
	OT29-FD-J09B2-02-0001	SOIL	FD	1,2,3,7,8-PeCDF	0.12 J	0.037		5.3	PG/G
	OT29-FD-J09B2-02-0001	SOIL	FD	2,3,4,6,7,8-HxCDF	0.077 U	0.042		5.3	PG/G
	OT29-FD-J09B2-02-0001	SOIL	FD	2,3,4,7,8-PeCDF	0.037 U	0.037		5.3	PG/G
	OT29-FD-J09B2-02-0001	SOIL	FD	2,3,7,8-TCDD	0.028 U	0.028		1.1	PG/G
	OT29-FD-J09B2-02-0001	SOIL	FD	2,3,7,8-TCDF	0.23 J	0.16		1.1	PG/G
	OT29-FD-J09B2-02-0001	SOIL	FD	OCDD	98	0.072		11	PG/G
	OT29-FD-J09B2-02-0001	SOIL	FD	OCDF	5.8 U	0.045		11	PG/G
	OT29-FD-J09B2-02-0001	SOIL	FD	Total HpCDD	16	0.097		5.3	PG/G
	OT29-FD-J09B2-02-0001	SOIL	FD	Total HpCDF	4.2 J	0.07		5.3	PG/G
	OT29-FD-J09B2-02-0001	SOIL	FD	Total HxCDD	2.3 J	0.032		5.3	PG/G
	OT29-FD-J09B2-02-0001	SOIL	FD	Total HxCDF	1.5 U	0.042		5.3	PG/G
	OT29-FD-J09B2-02-0001	SOIL	FD	Total PeCDD	0.25 J	0.043		5.3	PG/G
	OT29-FD-J09B2-02-0001	SOIL	FD	Total PeCDF	0.67 J	0.037		5.3	PG/G
	OT29-FD-J09B2-02-0001	SOIL	FD	Total TCDD	0.028 U	0.028		1.1	PG/G

Table 3. Summary of Analytical Results for Discrete Soil Samples for the Open Detonation Unit, Kirtland Air Force Base, December 2015

Method	Sample ID	Matrix	QA/QC Type	Analyte	Result*	DL	LOD	LOQ	Units
SW8290									
	OT29-FD-J09B2-02-0001	SOIL	FD	Total TCDF	1.9 J	0.03		1.1	PG/G
	OT29-FD-J09B2-04-0001	SOIL	FD	1,2,3,4,6,7,8-HpCDD	6.9	0.14		5.4	PG/G
	OT29-FD-J09B2-04-0001	SOIL	FD	1,2,3,4,6,7,8-HpCDF	1.2 U	0.094		5.4	PG/G
	OT29-FD-J09B2-04-0001	SOIL	FD	1,2,3,4,7,8,9-HpCDF	0.12 U	0.12		5.4	PG/G
	OT29-FD-J09B2-04-0001	SOIL	FD	1,2,3,4,7,8-HxCDD	0.11 J	0.057		5.4	PG/G
	OT29-FD-J09B2-04-0001	SOIL	FD	1,2,3,4,7,8-HxCDF	0.14 J	0.049		5.4	PG/G
	OT29-FD-J09B2-04-0001	SOIL	FD	1,2,3,6,7,8-HxCDD	0.24 J	0.053		5.4	PG/G
	OT29-FD-J09B2-04-0001	SOIL	FD	1,2,3,6,7,8-HxCDF	0.12 U	0.044		5.4	PG/G
	OT29-FD-J09B2-04-0001	SOIL	FD	1,2,3,7,8,9-HxCDD	0.17 J	0.044		5.4	PG/G
	OT29-FD-J09B2-04-0001	SOIL	FD	1,2,3,7,8,9-HxCDF	0.051 U	0.051		5.4	PG/G
	OT29-FD-J09B2-04-0001	SOIL	FD	1,2,3,7,8-PeCDD	0.087 U	0.087		5.4	PG/G
	OT29-FD-J09B2-04-0001	SOIL	FD	1,2,3,7,8-PeCDF	0.086 U	0.086		5.4	PG/G
	OT29-FD-J09B2-04-0001	SOIL	FD	2,3,4,6,7,8-HxCDF	0.093 U	0.093		5.4	PG/G
	OT29-FD-J09B2-04-0001	SOIL	FD	2,3,4,7,8-PeCDF	0.09 U	0.09		5.4	PG/G
	OT29-FD-J09B2-04-0001	SOIL	FD	2,3,7,8-TCDD	0.056 J	0.039		1.1	PG/G
	OT29-FD-J09B2-04-0001	SOIL	FD	2,3,7,8-TCDF	0.21 J	0.14		1.1	PG/G
	OT29-FD-J09B2-04-0001	SOIL	FD	OCDD	55	0.47		11	PG/G
	OT29-FD-J09B2-04-0001	SOIL	FD	OCDF	3.9 U	0.083		11	PG/G
	OT29-FD-J09B2-04-0001	SOIL	FD	Total HpCDD	12	0.14		5.4	PG/G
	OT29-FD-J09B2-04-0001	SOIL	FD	Total HpCDF	3.3 U	0.11		5.4	PG/G
	OT29-FD-J09B2-04-0001	SOIL	FD	Total HxCDD	1.5 J	0.051		5.4	PG/G
	OT29-FD-J09B2-04-0001	SOIL	FD	Total HxCDF	0.58 U	0.06		5.4	PG/G
	OT29-FD-J09B2-04-0001	SOIL	FD	Total PeCDD	0.087 U	0.087		5.4	PG/G

Table 3. Summary of Analytical Results for Discrete Soil Samples for the Open Detonation Unit, Kirtland Air Force Base, December 2015

Method	Sample ID	Matrix	QA/QC Type	Analyte	Result*	DL	LOD	LOQ	Units
SW8290									
	OT29-FD-J09B2-04-0001	SOIL	FD	Total PeCDF	0.09 U	0.09		5.4	PG/G
	OT29-FD-J09B2-04-0001	SOIL	FD	Total TCDD	0.056 J	0.039		1.1	PG/G
	OT29-FD-J09B2-04-0001	SOIL	FD	Total TCDF	0.58 J	0.059		1.1	PG/G
	OT29-FD-JO9B1-01-0001	SOIL	FD	1,2,3,4,6,7,8-HpCDD	1.4 U	0.04		5.4	PG/G
	OT29-FD-JO9B1-01-0001	SOIL	FD	1,2,3,4,6,7,8-HpCDF	0.24 U	0.027		5.4	PG/G
	OT29-FD-JO9B1-01-0001	SOIL	FD	1,2,3,4,7,8,9-HpCDF	0.035 U	0.035		5.4	PG/G
	OT29-FD-JO9B1-01-0001	SOIL	FD	1,2,3,4,7,8-HxCDD	0.029 U	0.029		5.4	PG/G
	OT29-FD-JO9B1-01-0001	SOIL	FD	1,2,3,4,7,8-HxCDF	0.028 U	0.028		5.4	PG/G
	OT29-FD-JO9B1-01-0001	SOIL	FD	1,2,3,6,7,8-HxCDD	0.069 U	0.028		5.4	PG/G
	OT29-FD-JO9B1-01-0001	SOIL	FD	1,2,3,6,7,8-HxCDF	0.026 U	0.026		5.4	PG/G
	OT29-FD-JO9B1-01-0001	SOIL	FD	1,2,3,7,8,9-HxCDD	0.039 U	0.025		5.4	PG/G
	OT29-FD-JO9B1-01-0001	SOIL	FD	1,2,3,7,8,9-HxCDF	0.029 U	0.029		5.4	PG/G
	OT29-FD-JO9B1-01-0001	SOIL	FD	1,2,3,7,8-PeCDD	0.051 U	0.051		5.4	PG/G
	OT29-FD-JO9B1-01-0001	SOIL	FD	1,2,3,7,8-PeCDF	0.034 U	0.034		5.4	PG/G
	OT29-FD-JO9B1-01-0001	SOIL	FD	2,3,4,6,7,8-HxCDF	0.028 U	0.028		5.4	PG/G
	OT29-FD-JO9B1-01-0001	SOIL	FD	2,3,4,7,8-PeCDF	0.035 U	0.035		5.4	PG/G
	OT29-FD-JO9B1-01-0001	SOIL	FD	2,3,7,8-TCDD	0.04 U	0.04		1.1	PG/G
	OT29-FD-JO9B1-01-0001	SOIL	FD	2,3,7,8-TCDF	0.035 U	0.035		1.1	PG/G
	OT29-FD-JO9B1-01-0001	SOIL	FD	OCDD	12 U	0.031		11	PG/G
	OT29-FD-JO9B1-01-0001	SOIL	FD	OCDF	0.86 U	0.041		11	PG/G
	OT29-FD-JO9B1-01-0001	SOIL	FD	Total HpCDD	2.4 U	0.04		5.4	PG/G
	OT29-FD-JO9B1-01-0001	SOIL	FD	Total HpCDF	0.74 U	0.031		5.4	PG/G
	OT29-FD-JO9B1-01-0001	SOIL	FD	Total HxCDD	0.24 U	0.027		5.4	PG/G

Table 3. Summary of Analytical Results for Discrete Soil Samples for the Open Detonation Unit, Kirtland Air Force Base, December 2015

Method	Sample ID	Matrix	QA/QC Type	Analyte	Result*	DL	LOD	LOQ	Units
SW8290									
	OT29-FD-JO9B1-01-0001	SOIL	FD	Total HxCDF	0.11 J	0.028		5.4	PG/G
	OT29-FD-JO9B1-01-0001	SOIL	FD	Total PeCDD	0.051 U	0.051		5.4	PG/G
	OT29-FD-JO9B1-01-0001	SOIL	FD	Total PeCDF	0.035 U	0.035		5.4	PG/G
	OT29-FD-JO9B1-01-0001	SOIL	FD	Total TCDD	0.04 U	0.04		1.1	PG/G
	OT29-FD-JO9B1-01-0001	SOIL	FD	Total TCDF	0.035 U	0.035		1.1	PG/G
	OT29-FD-K09A2-01-0405	SOIL	FD	1,2,3,4,6,7,8-HpCDD	0.16 U	0.039		5.4	PG/G
	OT29-FD-K09A2-01-0405	SOIL	FD	1,2,3,4,6,7,8-HpCDF	0.1 U	0.059		5.4	PG/G
	OT29-FD-K09A2-01-0405	SOIL	FD	1,2,3,4,7,8,9-HpCDF	0.076 U	0.076		5.4	PG/G
	OT29-FD-K09A2-01-0405	SOIL	FD	1,2,3,4,7,8-HxCDD	0.06 U	0.06		5.4	PG/G
	OT29-FD-K09A2-01-0405	SOIL	FD	1,2,3,4,7,8-HxCDF	0.037 U	0.037		5.4	PG/G
	OT29-FD-K09A2-01-0405	SOIL	FD	1,2,3,6,7,8-HxCDD	0.056 U	0.056		5.4	PG/G
	OT29-FD-K09A2-01-0405	SOIL	FD	1,2,3,6,7,8-HxCDF	0.033 U	0.033		5.4	PG/G
	OT29-FD-K09A2-01-0405	SOIL	FD	1,2,3,7,8,9-HxCDD	0.047 U	0.047		5.4	PG/G
	OT29-FD-K09A2-01-0405	SOIL	FD	1,2,3,7,8,9-HxCDF	0.038 U	0.038		5.4	PG/G
	OT29-FD-K09A2-01-0405	SOIL	FD	1,2,3,7,8-PeCDD	0.095 U	0.095		5.4	PG/G
	OT29-FD-K09A2-01-0405	SOIL	FD	1,2,3,7,8-PeCDF	0.11 U	0.11		5.4	PG/G
	OT29-FD-K09A2-01-0405	SOIL	FD	2,3,4,6,7,8-HxCDF	0.036 U	0.036		5.4	PG/G
	OT29-FD-K09A2-01-0405	SOIL	FD	2,3,4,7,8-PeCDF	0.12 U	0.12		5.4	PG/G
	OT29-FD-K09A2-01-0405	SOIL	FD	2,3,7,8-TCDD	0.039 U	0.039		1.1	PG/G
	OT29-FD-K09A2-01-0405	SOIL	FD	2,3,7,8-TCDF	0.044 U	0.044		1.1	PG/G
	OT29-FD-K09A2-01-0405	SOIL	FD	OCDD	0.96 U	0.1		11	PG/G
	OT29-FD-K09A2-01-0405	SOIL	FD	OCDF	0.47 U	0.055		11	PG/G
	OT29-FD-K09A2-01-0405	SOIL	FD	Total HpCDD	0.38 U	0.039		5.4	PG/G

Table 3. Summary of Analytical Results for Discrete Soil Samples for the Open Detonation Unit, Kirtland Air Force Base, December 2015

Method	Sample ID	Matrix	QA/QC Type	Analyte	Result*	DL	LOD	LOQ	Units
SW8290									
	OT29-FD-K09A2-01-0405	SOIL	FD	Total HpCDF	0.1 U	0.068		5.4	PG/G
	OT29-FD-K09A2-01-0405	SOIL	FD	Total HxCDD	0.064 J	0.054		5.4	PG/G
	OT29-FD-K09A2-01-0405	SOIL	FD	Total HxCDF	0.038 U	0.038		5.4	PG/G
	OT29-FD-K09A2-01-0405	SOIL	FD	Total PeCDD	0.095 U	0.095		5.4	PG/G
	OT29-FD-K09A2-01-0405	SOIL	FD	Total PeCDF	0.12 U	0.12		5.4	PG/G
	OT29-FD-K09A2-01-0405	SOIL	FD	Total TCDD	0.039 U	0.039		1.1	PG/G
	OT29-FD-K09A2-01-0405	SOIL	FD	Total TCDF	0.044 U	0.044		1.1	PG/G
	OT29-SO-H09B1-01-0001	SOIL	N	1,2,3,4,6,7,8-HpCDD	2.6 U	0.061		5.4	PG/G
	OT29-SO-H09B1-01-0001	SOIL	N	1,2,3,4,6,7,8-HpCDF	0.56 U	0.04		5.4	PG/G
	OT29-SO-H09B1-01-0001	SOIL	N	1,2,3,4,7,8,9-HpCDF	0.16 J	0.051		5.4	PG/G
	OT29-SO-H09B1-01-0001	SOIL	N	1,2,3,4,7,8-HxCDD	0.11 J	0.04		5.4	PG/G
	OT29-SO-H09B1-01-0001	SOIL	N	1,2,3,4,7,8-HxCDF	0.16 U	0.042		5.4	PG/G
	OT29-SO-H09B1-01-0001	SOIL	N	1,2,3,6,7,8-HxCDD	0.18 J	0.039		5.4	PG/G
	OT29-SO-H09B1-01-0001	SOIL	N	1,2,3,6,7,8-HxCDF	0.094 U	0.038		5.4	PG/G
	OT29-SO-H09B1-01-0001	SOIL	N	1,2,3,7,8,9-HxCDD	0.19 U	0.034		5.4	PG/G
	OT29-SO-H09B1-01-0001	SOIL	N	1,2,3,7,8,9-HxCDF	0.043 U	0.043		5.4	PG/G
	OT29-SO-H09B1-01-0001	SOIL	N	1,2,3,7,8-PeCDD	0.084 J	0.062		5.4	PG/G
	OT29-SO-H09B1-01-0001	SOIL	N	1,2,3,7,8-PeCDF	0.047 U	0.047		5.4	PG/G
	OT29-SO-H09B1-01-0001	SOIL	N	2,3,4,6,7,8-HxCDF	0.12 U	0.041		5.4	PG/G
	OT29-SO-H09B1-01-0001	SOIL	N	2,3,4,7,8-PeCDF	0.048 U	0.048		5.4	PG/G
	OT29-SO-H09B1-01-0001	SOIL	N	2,3,7,8-TCDD	0.045 U	0.045		1.1	PG/G
	OT29-SO-H09B1-01-0001	SOIL	N	2,3,7,8-TCDF	0.13 U	0.13		1.1	PG/G
	OT29-SO-H09B1-01-0001	SOIL	N	OCDD	21	0.059		11	PG/G

Table 3. Summary of Analytical Results for Discrete Soil Samples for the Open Detonation Unit, Kirtland Air Force Base, December 2015

Method	Sample ID	Matrix	QA/QC Type	Analyte	Result*	DL	LOD	LOQ	Units
SW8290									
	OT29-SO-H09B1-01-0001	SOIL	N	OCDF	3.2 U	0.073		11	PG/G
	OT29-SO-H09B1-01-0001	SOIL	N	Total HpCDD	4.9 U	0.061		5.4	PG/G
	OT29-SO-H09B1-01-0001	SOIL	N	Total HpCDF	1.4 U	0.046		5.4	PG/G
	OT29-SO-H09B1-01-0001	SOIL	N	Total HxCDD	1 J	0.038		5.4	PG/G
	OT29-SO-H09B1-01-0001	SOIL	N	Total HxCDF	0.58 U	0.041		5.4	PG/G
	OT29-SO-H09B1-01-0001	SOIL	N	Total PeCDD	0.084 J	0.062		5.4	PG/G
	OT29-SO-H09B1-01-0001	SOIL	N	Total PeCDF	0.062 J	0.048		5.4	PG/G
	OT29-SO-H09B1-01-0001	SOIL	N	Total TCDD	0.045 U	0.045		1.1	PG/G
	OT29-SO-H09B1-01-0001	SOIL	N	Total TCDF	0.092 J	0.044		1.1	PG/G
	OT29-SO-H09B1-01-1415	SOIL	N	1,2,3,4,6,7,8-HpCDD	0.29 U	0.022		4.9	PG/G
	OT29-SO-H09B1-01-1415	SOIL	N	1,2,3,4,6,7,8-HpCDF	0.14 U	0.028		4.9	PG/G
	OT29-SO-H09B1-01-1415	SOIL	N	1,2,3,4,7,8,9-HpCDF	0.036 U	0.036		4.9	PG/G
	OT29-SO-H09B1-01-1415	SOIL	N	1,2,3,4,7,8-HxCDD	0.03 U	0.03		4.9	PG/G
	OT29-SO-H09B1-01-1415	SOIL	N	1,2,3,4,7,8-HxCDF	0.034 U	0.034		4.9	PG/G
	OT29-SO-H09B1-01-1415	SOIL	N	1,2,3,6,7,8-HxCDD	0.029 U	0.029		4.9	PG/G
	OT29-SO-H09B1-01-1415	SOIL	N	1,2,3,6,7,8-HxCDF	0.1 U	0.031		4.9	PG/G
	OT29-SO-H09B1-01-1415	SOIL	N	1,2,3,7,8,9-HxCDD	0.11 U	0.025		4.9	PG/G
	OT29-SO-H09B1-01-1415	SOIL	N	1,2,3,7,8,9-HxCDF	0.066 U	0.034		4.9	PG/G
	OT29-SO-H09B1-01-1415	SOIL	N	1,2,3,7,8-PeCDD	0.037 U	0.037		4.9	PG/G
	OT29-SO-H09B1-01-1415	SOIL	N	1,2,3,7,8-PeCDF	0.028 U	0.028		4.9	PG/G
	OT29-SO-H09B1-01-1415	SOIL	N	2,3,4,6,7,8-HxCDF	0.098 U	0.033		4.9	PG/G
	OT29-SO-H09B1-01-1415	SOIL	N	2,3,4,7,8-PeCDF	0.028 U	0.028		4.9	PG/G
	OT29-SO-H09B1-01-1415	SOIL	N	2,3,7,8-TCDD	0.033 U	0.033		0.98	PG/G

Table 3. Summary of Analytical Results for Discrete Soil Samples for the Open Detonation Unit, Kirtland Air Force Base, December 2015

Method	Sample ID	Matrix	QA/QC Type	Analyte	Result*	DL	LOD	LOQ	Units
SW8290									
	OT29-SO-H09B1-01-1415	SOIL	N	2,3,7,8-TCDF	0.024 U	0.024		0.98	PG/G
	OT29-SO-H09B1-01-1415	SOIL	N	OCDD	1.8 U	0.033		9.8	PG/G
	OT29-SO-H09B1-01-1415	SOIL	N	OCDF	1.5 U	0.053		9.8	PG/G
	OT29-SO-H09B1-01-1415	SOIL	N	Total HpCDD	0.44 U	0.022		4.9	PG/G
	OT29-SO-H09B1-01-1415	SOIL	N	Total HpCDF	0.23 U	0.032		4.9	PG/G
	OT29-SO-H09B1-01-1415	SOIL	N	Total HxCDD	0.11 U	0.028		4.9	PG/G
	OT29-SO-H09B1-01-1415	SOIL	N	Total HxCDF	0.27 U	0.033		4.9	PG/G
	OT29-SO-H09B1-01-1415	SOIL	N	Total PeCDD	0.037 U	0.037		4.9	PG/G
	OT29-SO-H09B1-01-1415	SOIL	N	Total PeCDF	0.028 U	0.028		4.9	PG/G
	OT29-SO-H09B1-01-1415	SOIL	N	Total TCDD	0.033 U	0.033		0.98	PG/G
	OT29-SO-H09B1-01-1415	SOIL	N	Total TCDF	0.024 U	0.024		0.98	PG/G
	OT29-SO-J09A1-02-0001	SOIL	N	1,2,3,4,6,7,8-HpCDD	9.8	0.094		5.5	PG/G
	OT29-SO-J09A1-02-0001	SOIL	N	1,2,3,4,6,7,8-HpCDF	1.4 U	0.077		5.5	PG/G
	OT29-SO-J09A1-02-0001	SOIL	N	1,2,3,4,7,8,9-HpCDF	0.17 J	0.098		5.5	PG/G
	OT29-SO-J09A1-02-0001	SOIL	N	1,2,3,4,7,8-HxCDD	0.17 J	0.039		5.5	PG/G
	OT29-SO-J09A1-02-0001	SOIL	N	1,2,3,4,7,8-HxCDF	0.053 U	0.053		5.5	PG/G
	OT29-SO-J09A1-02-0001	SOIL	N	1,2,3,6,7,8-HxCDD	0.39 J	0.038		5.5	PG/G
	OT29-SO-J09A1-02-0001	SOIL	N	1,2,3,6,7,8-HxCDF	0.086 U	0.048		5.5	PG/G
	OT29-SO-J09A1-02-0001	SOIL	N	1,2,3,7,8,9-HxCDD	0.39 U	0.033		5.5	PG/G
	OT29-SO-J09A1-02-0001	SOIL	N	1,2,3,7,8,9-HxCDF	0.054 U	0.054		5.5	PG/G
	OT29-SO-J09A1-02-0001	SOIL	N	1,2,3,7,8-PeCDD	0.067 U	0.067		5.5	PG/G
	OT29-SO-J09A1-02-0001	SOIL	N	1,2,3,7,8-PeCDF	0.047 U	0.047		5.5	PG/G
	OT29-SO-J09A1-02-0001	SOIL	N	2,3,4,6,7,8-HxCDF	0.052 U	0.052		5.5	PG/G

Table 3. Summary of Analytical Results for Discrete Soil Samples for the Open Detonation Unit, Kirtland Air Force Base, December 2015

Method	Sample ID	Matrix	QA/QC Type	Analyte	Result*	DL	LOD	LOQ	Units
SW8290									
	OT29-SO-J09A1-02-0001	SOIL	N	2,3,4,7,8-PeCDF	0.086 J	0.048		5.5	PG/G
	OT29-SO-J09A1-02-0001	SOIL	N	2,3,7,8-TCDD	0.042 U	0.042		1.1	PG/G
	OT29-SO-J09A1-02-0001	SOIL	N	2,3,7,8-TCDF	0.15 U	0.15		1.1	PG/G
	OT29-SO-J09A1-02-0001	SOIL	N	OCDD	79	0.069		11	PG/G
	OT29-SO-J09A1-02-0001	SOIL	N	OCDF	8.5 U	0.14		11	PG/G
	OT29-SO-J09A1-02-0001	SOIL	N	Total HpCDD	16	0.094		5.5	PG/G
	OT29-SO-J09A1-02-0001	SOIL	N	Total HpCDF	4 J	0.087		5.5	PG/G
	OT29-SO-J09A1-02-0001	SOIL	N	Total HxCDD	2.9 J	0.037		5.5	PG/G
	OT29-SO-J09A1-02-0001	SOIL	N	Total HxCDF	1.2 U	0.052		5.5	PG/G
	OT29-SO-J09A1-02-0001	SOIL	N	Total PeCDD	0.35 J	0.067		5.5	PG/G
	OT29-SO-J09A1-02-0001	SOIL	N	Total PeCDF	0.51 J	0.047		5.5	PG/G
	OT29-SO-J09A1-02-0001	SOIL	N	Total TCDD	0.07 U	0.042		1.1	PG/G
	OT29-SO-J09A1-02-0001	SOIL	N	Total TCDF	0.85 J	0.03		1.1	PG/G
	OT29-SO-J09A1-02-1415	SOIL	N	1,2,3,4,6,7,8-HpCDD	0.11 U	0.016		5	PG/G
	OT29-SO-J09A1-02-1415	SOIL	N	1,2,3,4,6,7,8-HpCDF	0.098 U	0.03		5	PG/G
	OT29-SO-J09A1-02-1415	SOIL	N	1,2,3,4,7,8,9-HpCDF	0.038 U	0.038		5	PG/G
	OT29-SO-J09A1-02-1415	SOIL	N	1,2,3,4,7,8-HxCDD	0.02 U	0.02		5	PG/G
	OT29-SO-J09A1-02-1415	SOIL	N	1,2,3,4,7,8-HxCDF	0.023 U	0.023		5	PG/G
	OT29-SO-J09A1-02-1415	SOIL	N	1,2,3,6,7,8-HxCDD	0.019 U	0.019		5	PG/G
	OT29-SO-J09A1-02-1415	SOIL	N	1,2,3,6,7,8-HxCDF	0.021 U	0.021		5	PG/G
	OT29-SO-J09A1-02-1415	SOIL	N	1,2,3,7,8,9-HxCDD	0.017 U	0.017		5	PG/G
	OT29-SO-J09A1-02-1415	SOIL	N	1,2,3,7,8,9-HxCDF	0.023 U	0.023		5	PG/G
	OT29-SO-J09A1-02-1415	SOIL	N	1,2,3,7,8-PeCDD	0.032 U	0.032		5	PG/G

Table 3. Summary of Analytical Results for Discrete Soil Samples for the Open Detonation Unit, Kirtland Air Force Base, December 2015

Method	Sample ID	Matrix	QA/QC Type	Analyte	Result*	DL	LOD	LOQ	Units
SW8290									
	OT29-SO-J09A1-02-1415	SOIL	N	1,2,3,7,8-PeCDF	0.021 U	0.021		5	PG/G
	OT29-SO-J09A1-02-1415	SOIL	N	2,3,4,6,7,8-HxCDF	0.022 U	0.022		5	PG/G
	OT29-SO-J09A1-02-1415	SOIL	N	2,3,4,7,8-PeCDF	0.021 U	0.021		5	PG/G
	OT29-SO-J09A1-02-1415	SOIL	N	2,3,7,8-TCDD	0.024 U	0.024		1	PG/G
	OT29-SO-J09A1-02-1415	SOIL	N	2,3,7,8-TCDF	0.017 U	0.017		1	PG/G
	OT29-SO-J09A1-02-1415	SOIL	N	OCDD	0.39 U	0.023		10	PG/G
	OT29-SO-J09A1-02-1415	SOIL	N	OCDF	2.9 U	0.082		10	PG/G
	OT29-SO-J09A1-02-1415	SOIL	N	Total HpCDD	0.22 U	0.016		5	PG/G
	OT29-SO-J09A1-02-1415	SOIL	N	Total HpCDF	0.098 U	0.034		5	PG/G
	OT29-SO-J09A1-02-1415	SOIL	N	Total HxCDD	0.02 U	0.02		5	PG/G
	OT29-SO-J09A1-02-1415	SOIL	N	Total HxCDF	0.023 U	0.023		5	PG/G
	OT29-SO-J09A1-02-1415	SOIL	N	Total PeCDD	0.032 U	0.032		5	PG/G
	OT29-SO-J09A1-02-1415	SOIL	N	Total PeCDF	0.021 U	0.021		5	PG/G
	OT29-SO-J09A1-02-1415	SOIL	N	Total TCDD	0.024 U	0.024		1	PG/G
	OT29-SO-J09A1-02-1415	SOIL	N	Total TCDF	0.017 U	0.017		1	PG/G
	OT29-SO-J09A1-04-0001	SOIL	N	1,2,3,4,6,7,8-HpCDD	9.1	0.085		5.3	PG/G
	OT29-SO-J09A1-04-0001	SOIL	N	1,2,3,4,6,7,8-HpCDF	1.3 U	0.091		5.3	PG/G
	OT29-SO-J09A1-04-0001	SOIL	N	1,2,3,4,7,8,9-HpCDF	0.12 U	0.12		5.3	PG/G
	OT29-SO-J09A1-04-0001	SOIL	N	1,2,3,4,7,8-HxCDD	0.13 J	0.036		5.3	PG/G
	OT29-SO-J09A1-04-0001	SOIL	N	1,2,3,4,7,8-HxCDF	0.15 U	0.061		5.3	PG/G
	OT29-SO-J09A1-04-0001	SOIL	N	1,2,3,6,7,8-HxCDD	0.39 J	0.035		5.3	PG/G
	OT29-SO-J09A1-04-0001	SOIL	N	1,2,3,6,7,8-HxCDF	0.13 U	0.056		5.3	PG/G
	OT29-SO-J09A1-04-0001	SOIL	N	1,2,3,7,8,9-HxCDD	0.33 U	0.031		5.3	PG/G

Table 3. Summary of Analytical Results for Discrete Soil Samples for the Open Detonation Unit, Kirtland Air Force Base, December 2015

Method	Sample ID	Matrix	QA/QC Type	Analyte	Result*	DL	LOD	LOQ	Units
SW8290									
	OT29-SO-J09A1-04-0001	SOIL	N	1,2,3,7,8,9-HxCDF	0.063 U	0.063		5.3	PG/G
	OT29-SO-J09A1-04-0001	SOIL	N	1,2,3,7,8-PeCDD	0.072 U	0.072		5.3	PG/G
	OT29-SO-J09A1-04-0001	SOIL	N	1,2,3,7,8-PeCDF	0.043 U	0.043		5.3	PG/G
	OT29-SO-J09A1-04-0001	SOIL	N	2,3,4,6,7,8-HxCDF	0.06 U	0.06		5.3	PG/G
	OT29-SO-J09A1-04-0001	SOIL	N	2,3,4,7,8-PeCDF	0.044 U	0.044		5.3	PG/G
	OT29-SO-J09A1-04-0001	SOIL	N	2,3,7,8-TCDD	0.043 U	0.043		1.1	PG/G
	OT29-SO-J09A1-04-0001	SOIL	N	2,3,7,8-TCDF	0.041 U	0.041		1.1	PG/G
	OT29-SO-J09A1-04-0001	SOIL	N	OCDD	72	0.064		11	PG/G
	OT29-SO-J09A1-04-0001	SOIL	N	OCDF	11 U	0.19		11	PG/G
	OT29-SO-J09A1-04-0001	SOIL	N	Total HpCDD	15	0.085		5.3	PG/G
	OT29-SO-J09A1-04-0001	SOIL	N	Total HpCDF	3.9 J	0.1		5.3	PG/G
	OT29-SO-J09A1-04-0001	SOIL	N	Total HxCDD	2.4 J	0.034		5.3	PG/G
	OT29-SO-J09A1-04-0001	SOIL	N	Total HxCDF	1.4 U	0.06		5.3	PG/G
	OT29-SO-J09A1-04-0001	SOIL	N	Total PeCDD	0.16 J	0.072		5.3	PG/G
	OT29-SO-J09A1-04-0001	SOIL	N	Total PeCDF	0.58 J	0.043		5.3	PG/G
	OT29-SO-J09A1-04-0001	SOIL	N	Total TCDD	0.043 U	0.043		1.1	PG/G
	OT29-SO-J09A1-04-0001	SOIL	N	Total TCDF	0.088 J	0.041		1.1	PG/G
	OT29-SO-J09A1-04-1415	SOIL	N	1,2,3,4,6,7,8-HpCDD	0.1 U	0.03		5.1	PG/G
	OT29-SO-J09A1-04-1415	SOIL	N	1,2,3,4,6,7,8-HpCDF	0.2 U	0.072		5.1	PG/G
	OT29-SO-J09A1-04-1415	SOIL	N	1,2,3,4,7,8,9-HpCDF	0.093 U	0.093		5.1	PG/G
	OT29-SO-J09A1-04-1415	SOIL	N	1,2,3,4,7,8-HxCDD	0.029 U	0.029		5.1	PG/G
	OT29-SO-J09A1-04-1415	SOIL	N	1,2,3,4,7,8-HxCDF	0.039 U	0.039		5.1	PG/G
	OT29-SO-J09A1-04-1415	SOIL	N	1,2,3,6,7,8-HxCDD	0.028 U	0.028		5.1	PG/G

Table 3. Summary of Analytical Results for Discrete Soil Samples for the Open Detonation Unit, Kirtland Air Force Base, December 2015

Method	Sample ID	Matrix	QA/QC Type	Analyte	Result*	DL	LOD	LOQ	Units
SW8290									
	OT29-SO-J09A1-04-1415	SOIL	N	1,2,3,6,7,8-HxCDF	0.035 U	0.035		5.1	PG/G
	OT29-SO-J09A1-04-1415	SOIL	N	1,2,3,7,8,9-HxCDD	0.025 U	0.025		5.1	PG/G
	OT29-SO-J09A1-04-1415	SOIL	N	1,2,3,7,8,9-HxCDF	0.039 U	0.039		5.1	PG/G
	OT29-SO-J09A1-04-1415	SOIL	N	1,2,3,7,8-PeCDD	0.043 U	0.043		5.1	PG/G
	OT29-SO-J09A1-04-1415	SOIL	N	1,2,3,7,8-PeCDF	0.034 U	0.034		5.1	PG/G
	OT29-SO-J09A1-04-1415	SOIL	N	2,3,4,6,7,8-HxCDF	0.038 U	0.038		5.1	PG/G
	OT29-SO-J09A1-04-1415	SOIL	N	2,3,4,7,8-PeCDF	0.034 U	0.034		5.1	PG/G
	OT29-SO-J09A1-04-1415	SOIL	N	2,3,7,8-TCDD	0.046 U	0.046		1	PG/G
	OT29-SO-J09A1-04-1415	SOIL	N	2,3,7,8-TCDF	0.036 U	0.036		1	PG/G
	OT29-SO-J09A1-04-1415	SOIL	N	OCDD	0.68 U	0.03		10	PG/G
	OT29-SO-J09A1-04-1415	SOIL	N	OCDF	7.7 U	0.21		10	PG/G
	OT29-SO-J09A1-04-1415	SOIL	N	Total HpCDD	0.22 U	0.03		5.1	PG/G
	OT29-SO-J09A1-04-1415	SOIL	N	Total HpCDF	0.2 U	0.083		5.1	PG/G
	OT29-SO-J09A1-04-1415	SOIL	N	Total HxCDD	0.029 U	0.029		5.1	PG/G
	OT29-SO-J09A1-04-1415	SOIL	N	Total HxCDF	0.039 U	0.039		5.1	PG/G
	OT29-SO-J09A1-04-1415	SOIL	N	Total PeCDD	0.043 U	0.043		5.1	PG/G
	OT29-SO-J09A1-04-1415	SOIL	N	Total PeCDF	0.034 U	0.034		5.1	PG/G
	OT29-SO-J09A1-04-1415	SOIL	N	Total TCDD	0.046 U	0.046		1	PG/G
	OT29-SO-J09A1-04-1415	SOIL	N	Total TCDF	0.036 U	0.036		1	PG/G
	OT29-SO-J09A1-05-0001	SOIL	N	1,2,3,4,6,7,8-HpCDD	8.8	0.089		5.4	PG/G
	OT29-SO-J09A1-05-0001	SOIL	N	1,2,3,4,6,7,8-HpCDF	1.2 U	0.062		5.4	PG/G
	OT29-SO-J09A1-05-0001	SOIL	N	1,2,3,4,7,8,9-HpCDF	0.079 U	0.079		5.4	PG/G
	OT29-SO-J09A1-05-0001	SOIL	N	1,2,3,4,7,8-HxCDD	0.15 J	0.033		5.4	PG/G

Table 3. Summary of Analytical Results for Discrete Soil Samples for the Open Detonation Unit, Kirtland Air Force Base, December 2015

Method	Sample ID	Matrix	QA/QC Type	Analyte	Result*	DL	LOD	LOQ	Units
SW8290									
	OT29-SO-J09A1-05-0001	SOIL	N	1,2,3,4,7,8-HxCDF	0.15 U	0.041		5.4	PG/G
	OT29-SO-J09A1-05-0001	SOIL	N	1,2,3,6,7,8-HxCDD	0.3 J	0.032		5.4	PG/G
	OT29-SO-J09A1-05-0001	SOIL	N	1,2,3,6,7,8-HxCDF	0.1 U	0.037		5.4	PG/G
	OT29-SO-J09A1-05-0001	SOIL	N	1,2,3,7,8,9-HxCDD	0.32 U	0.028		5.4	PG/G
	OT29-SO-J09A1-05-0001	SOIL	N	1,2,3,7,8,9-HxCDF	0.041 U	0.041		5.4	PG/G
	OT29-SO-J09A1-05-0001	SOIL	N	1,2,3,7,8-PeCDD	0.1 J	0.053		5.4	PG/G
	OT29-SO-J09A1-05-0001	SOIL	N	1,2,3,7,8-PeCDF	0.037 U	0.037		5.4	PG/G
	OT29-SO-J09A1-05-0001	SOIL	N	2,3,4,6,7,8-HxCDF	0.04 U	0.04		5.4	PG/G
	OT29-SO-J09A1-05-0001	SOIL	N	2,3,4,7,8-PeCDF	0.037 U	0.037		5.4	PG/G
	OT29-SO-J09A1-05-0001	SOIL	N	2,3,7,8-TCDD	0.036 U	0.036		1.1	PG/G
	OT29-SO-J09A1-05-0001	SOIL	N	2,3,7,8-TCDF	0.13 U	0.13		1.1	PG/G
	OT29-SO-J09A1-05-0001	SOIL	N	OCDD	75	0.062		11	PG/G
	OT29-SO-J09A1-05-0001	SOIL	N	OCDF	7.1 U	0.11		11	PG/G
	OT29-SO-J09A1-05-0001	SOIL	N	Total HpCDD	15	0.089		5.4	PG/G
	OT29-SO-J09A1-05-0001	SOIL	N	Total HpCDF	3.3 J	0.071		5.4	PG/G
	OT29-SO-J09A1-05-0001	SOIL	N	Total HxCDD	2.4 J	0.031		5.4	PG/G
	OT29-SO-J09A1-05-0001	SOIL	N	Total HxCDF	1.2 U	0.04		5.4	PG/G
	OT29-SO-J09A1-05-0001	SOIL	N	Total PeCDD	0.3 J	0.053		5.4	PG/G
	OT29-SO-J09A1-05-0001	SOIL	N	Total PeCDF	0.24 J	0.037		5.4	PG/G
	OT29-SO-J09A1-05-0001	SOIL	N	Total TCDD	0.036 U	0.036		1.1	PG/G
	OT29-SO-J09A1-05-0001	SOIL	N	Total TCDF	0.25 J	0.029		1.1	PG/G
	OT29-SO-J09A1-05-1415	SOIL	N	1,2,3,4,6,7,8-HpCDD	0.071 U	0.02		5	PG/G
	OT29-SO-J09A1-05-1415	SOIL	N	1,2,3,4,6,7,8-HpCDF	0.086 U	0.038		5	PG/G

Table 3. Summary of Analytical Results for Discrete Soil Samples for the Open Detonation Unit, Kirtland Air Force Base, December 2015

Method	Sample ID	Matrix	QA/QC Type	Analyte	Result*	DL	LOD	LOQ	Units
SW8290									
	OT29-SO-J09A1-05-1415	SOIL	N	1,2,3,4,7,8,9-HpCDF	0.048 U	0.048		5	PG/G
	OT29-SO-J09A1-05-1415	SOIL	N	1,2,3,4,7,8-HxCDD	0.022 U	0.022		5	PG/G
	OT29-SO-J09A1-05-1415	SOIL	N	1,2,3,4,7,8-HxCDF	0.023 U	0.023		5	PG/G
	OT29-SO-J09A1-05-1415	SOIL	N	1,2,3,6,7,8-HxCDD	0.022 U	0.022		5	PG/G
	OT29-SO-J09A1-05-1415	SOIL	N	1,2,3,6,7,8-HxCDF	0.021 U	0.021		5	PG/G
	OT29-SO-J09A1-05-1415	SOIL	N	1,2,3,7,8,9-HxCDD	0.019 U	0.019		5	PG/G
	OT29-SO-J09A1-05-1415	SOIL	N	1,2,3,7,8,9-HxCDF	0.023 U	0.023		5	PG/G
	OT29-SO-J09A1-05-1415	SOIL	N	1,2,3,7,8-PeCDD	0.034 U	0.034		5	PG/G
	OT29-SO-J09A1-05-1415	SOIL	N	1,2,3,7,8-PeCDF	0.027 U	0.027		5	PG/G
	OT29-SO-J09A1-05-1415	SOIL	N	2,3,4,6,7,8-HxCDF	0.022 U	0.022		5	PG/G
	OT29-SO-J09A1-05-1415	SOIL	N	2,3,4,7,8-PeCDF	0.028 U	0.028		5	PG/G
	OT29-SO-J09A1-05-1415	SOIL	N	2,3,7,8-TCDD	0.03 U	0.03		1	PG/G
	OT29-SO-J09A1-05-1415	SOIL	N	2,3,7,8-TCDF	0.02 U	0.02		1	PG/G
	OT29-SO-J09A1-05-1415	SOIL	N	OCDD	0.39 U	0.021		10	PG/G
	OT29-SO-J09A1-05-1415	SOIL	N	OCDF	3.6 U	0.08		10	PG/G
	OT29-SO-J09A1-05-1415	SOIL	N	Total HpCDD	0.15 U	0.02		5	PG/G
	OT29-SO-J09A1-05-1415	SOIL	N	Total HpCDF	0.086 U	0.043		5	PG/G
	OT29-SO-J09A1-05-1415	SOIL	N	Total HxCDD	0.022 U	0.022		5	PG/G
	OT29-SO-J09A1-05-1415	SOIL	N	Total HxCDF	0.023 U	0.023		5	PG/G
	OT29-SO-J09A1-05-1415	SOIL	N	Total PeCDD	0.034 U	0.034		5	PG/G
	OT29-SO-J09A1-05-1415	SOIL	N	Total PeCDF	0.028 U	0.028		5	PG/G
	OT29-SO-J09A1-05-1415	SOIL	N	Total TCDD	0.03 U	0.03		1	PG/G
	OT29-SO-J09A1-05-1415	SOIL	N	Total TCDF	0.02 U	0.02		1	PG/G

Table 3. Summary of Analytical Results for Discrete Soil Samples for the Open Detonation Unit, Kirtland Air Force Base, December 2015

Method	Sample ID	Matrix	QA/QC Type	Analyte	Result*	DL	LOD	LOQ	Units
SW8290									
	OT29-SO-J09A1-07-0001	SOIL	N	1,2,3,4,6,7,8-HpCDD	15	0.14		5.2	PG/G
	OT29-SO-J09A1-07-0001	SOIL	N	1,2,3,4,6,7,8-HpCDF	2.2 U	0.12		5.2	PG/G
	OT29-SO-J09A1-07-0001	SOIL	N	1,2,3,4,7,8,9-HpCDF	0.32 J	0.15		5.2	PG/G
	OT29-SO-J09A1-07-0001	SOIL	N	1,2,3,4,7,8-HxCDD	0.2 J	0.044		5.2	PG/G
	OT29-SO-J09A1-07-0001	SOIL	N	1,2,3,4,7,8-HxCDF	0.23 U	0.051		5.2	PG/G
	OT29-SO-J09A1-07-0001	SOIL	N	1,2,3,6,7,8-HxCDD	0.41 J	0.043		5.2	PG/G
	OT29-SO-J09A1-07-0001	SOIL	N	1,2,3,6,7,8-HxCDF	0.18 U	0.047		5.2	PG/G
	OT29-SO-J09A1-07-0001	SOIL	N	1,2,3,7,8,9-HxCDD	0.51 U	0.037		5.2	PG/G
	OT29-SO-J09A1-07-0001	SOIL	N	1,2,3,7,8,9-HxCDF	0.052 U	0.052		5.2	PG/G
	OT29-SO-J09A1-07-0001	SOIL	N	1,2,3,7,8-PeCDD	0.15 J	0.071		5.2	PG/G
	OT29-SO-J09A1-07-0001	SOIL	N	1,2,3,7,8-PeCDF	0.044 U	0.044		5.2	PG/G
	OT29-SO-J09A1-07-0001	SOIL	N	2,3,4,6,7,8-HxCDF	0.14 U	0.05		5.2	PG/G
	OT29-SO-J09A1-07-0001	SOIL	N	2,3,4,7,8-PeCDF	0.11 J	0.045		5.2	PG/G
	OT29-SO-J09A1-07-0001	SOIL	N	2,3,7,8-TCDD	0.05 U	0.05		1	PG/G
	OT29-SO-J09A1-07-0001	SOIL	N	2,3,7,8-TCDF	0.12 J	0.076		1	PG/G
	OT29-SO-J09A1-07-0001	SOIL	N	OCDD	130	0.1		10	PG/G
	OT29-SO-J09A1-07-0001	SOIL	N	OCDF	14 U	0.22		10	PG/G
	OT29-SO-J09A1-07-0001	SOIL	N	Total HpCDD	25	0.14		5.2	PG/G
	OT29-SO-J09A1-07-0001	SOIL	N	Total HpCDF	6.5	0.13		5.2	PG/G
	OT29-SO-J09A1-07-0001	SOIL	N	Total HxCDD	3.9 J	0.041		5.2	PG/G
	OT29-SO-J09A1-07-0001	SOIL	N	Total HxCDF	2.3 U	0.05		5.2	PG/G
	OT29-SO-J09A1-07-0001	SOIL	N	Total PeCDD	0.49 J	0.071		5.2	PG/G
	OT29-SO-J09A1-07-0001	SOIL	N	Total PeCDF	0.5 J	0.045		5.2	PG/G

Table 3. Summary of Analytical Results for Discrete Soil Samples for the Open Detonation Unit, Kirtland Air Force Base, December 2015

Method	Sample ID	Matrix	QA/QC Type	Analyte	Result*	DL	LOD	LOQ	Units
SW8290									
	OT29-SO-J09A1-07-0001	SOIL	N	Total TCDD	0.05 U	0.05		1	PG/G
	OT29-SO-J09A1-07-0001	SOIL	N	Total TCDF	0.6 J	0.039		1	PG/G
	OT29-SO-J09A1-07-1415	SOIL	N	1,2,3,4,6,7,8-HpCDD	0.16 U	0.024		5	PG/G
	OT29-SO-J09A1-07-1415	SOIL	N	1,2,3,4,6,7,8-HpCDF	0.19 U	0.064		5	PG/G
	OT29-SO-J09A1-07-1415	SOIL	N	1,2,3,4,7,8,9-HpCDF	0.082 U	0.082		5	PG/G
	OT29-SO-J09A1-07-1415	SOIL	N	1,2,3,4,7,8-HxCDD	0.027 U	0.027		5	PG/G
	OT29-SO-J09A1-07-1415	SOIL	N	1,2,3,4,7,8-HxCDF	0.037 U	0.037		5	PG/G
	OT29-SO-J09A1-07-1415	SOIL	N	1,2,3,6,7,8-HxCDD	0.026 U	0.026		5	PG/G
	OT29-SO-J09A1-07-1415	SOIL	N	1,2,3,6,7,8-HxCDF	0.034 U	0.034		5	PG/G
	OT29-SO-J09A1-07-1415	SOIL	N	1,2,3,7,8,9-HxCDD	0.053 U	0.023		5	PG/G
	OT29-SO-J09A1-07-1415	SOIL	N	1,2,3,7,8,9-HxCDF	0.038 U	0.038		5	PG/G
	OT29-SO-J09A1-07-1415	SOIL	N	1,2,3,7,8-PeCDD	0.047 U	0.047		5	PG/G
	OT29-SO-J09A1-07-1415	SOIL	N	1,2,3,7,8-PeCDF	0.03 U	0.03		5	PG/G
	OT29-SO-J09A1-07-1415	SOIL	N	2,3,4,6,7,8-HxCDF	0.036 U	0.036		5	PG/G
	OT29-SO-J09A1-07-1415	SOIL	N	2,3,4,7,8-PeCDF	0.031 U	0.031		5	PG/G
	OT29-SO-J09A1-07-1415	SOIL	N	2,3,7,8-TCDD	0.037 U	0.037		1	PG/G
	OT29-SO-J09A1-07-1415	SOIL	N	2,3,7,8-TCDF	0.026 U	0.026		1	PG/G
	OT29-SO-J09A1-07-1415	SOIL	N	OCDD	0.75 U	0.03		10	PG/G
	OT29-SO-J09A1-07-1415	SOIL	N	OCDF	8 U	0.21		10	PG/G
	OT29-SO-J09A1-07-1415	SOIL	N	Total HpCDD	0.28 U	0.024		5	PG/G
	OT29-SO-J09A1-07-1415	SOIL	N	Total HpCDF	0.19 U	0.073		5	PG/G
	OT29-SO-J09A1-07-1415	SOIL	N	Total HxCDD	0.053 U	0.025		5	PG/G
	OT29-SO-J09A1-07-1415	SOIL	N	Total HxCDF	0.038 U	0.038		5	PG/G

Table 3. Summary of Analytical Results for Discrete Soil Samples for the Open Detonation Unit, Kirtland Air Force Base, December 2015

Method	Sample ID	Matrix	QA/QC Type	Analyte	Result*	DL	LOD	LOQ	Units
SW8290									
	OT29-SO-J09A1-07-1415	SOIL	N	Total PeCDD	0.047 U	0.047		5	PG/G
	OT29-SO-J09A1-07-1415	SOIL	N	Total PeCDF	0.031 U	0.031		5	PG/G
	OT29-SO-J09A1-07-1415	SOIL	N	Total TCDD	0.037 U	0.037		1	PG/G
	OT29-SO-J09A1-07-1415	SOIL	N	Total TCDF	0.026 U	0.026		1	PG/G
	OT29-SO-J09A1-09-0001	SOIL	N	1,2,3,4,6,7,8-HpCDD	9.2	0.093		5.4	PG/G
	OT29-SO-J09A1-09-0001	SOIL	N	1,2,3,4,6,7,8-HpCDF	1.5 U	0.066		5.4	PG/G
	OT29-SO-J09A1-09-0001	SOIL	N	1,2,3,4,7,8,9-HpCDF	0.21 J	0.084		5.4	PG/G
	OT29-SO-J09A1-09-0001	SOIL	N	1,2,3,4,7,8-HxCDD	0.11 J	0.033		5.4	PG/G
	OT29-SO-J09A1-09-0001	SOIL	N	1,2,3,4,7,8-HxCDF	0.17 U	0.039		5.4	PG/G
	OT29-SO-J09A1-09-0001	SOIL	N	1,2,3,6,7,8-HxCDD	0.37 J	0.032		5.4	PG/G
	OT29-SO-J09A1-09-0001	SOIL	N	1,2,3,6,7,8-HxCDF	0.13 U	0.036		5.4	PG/G
	OT29-SO-J09A1-09-0001	SOIL	N	1,2,3,7,8,9-HxCDD	0.29 U	0.028		5.4	PG/G
	OT29-SO-J09A1-09-0001	SOIL	N	1,2,3,7,8,9-HxCDF	0.04 U	0.04		5.4	PG/G
	OT29-SO-J09A1-09-0001	SOIL	N	1,2,3,7,8-PeCDD	0.052 U	0.052		5.4	PG/G
	OT29-SO-J09A1-09-0001	SOIL	N	1,2,3,7,8-PeCDF	0.037 U	0.037		5.4	PG/G
	OT29-SO-J09A1-09-0001	SOIL	N	2,3,4,6,7,8-HxCDF	0.081 U	0.038		5.4	PG/G
	OT29-SO-J09A1-09-0001	SOIL	N	2,3,4,7,8-PeCDF	0.074 J	0.038		5.4	PG/G
	OT29-SO-J09A1-09-0001	SOIL	N	2,3,7,8-TCDD	0.037 U	0.037		1.1	PG/G
	OT29-SO-J09A1-09-0001	SOIL	N	2,3,7,8-TCDF	0.15 U	0.15		1.1	PG/G
	OT29-SO-J09A1-09-0001	SOIL	N	OCDD	82	0.076		11	PG/G
	OT29-SO-J09A1-09-0001	SOIL	N	OCDF	7.6 U	0.11		11	PG/G
	OT29-SO-J09A1-09-0001	SOIL	N	Total HpCDD	15	0.093		5.4	PG/G
	OT29-SO-J09A1-09-0001	SOIL	N	Total HpCDF	4.4 J	0.075		5.4	PG/G

Table 3. Summary of Analytical Results for Discrete Soil Samples for the Open Detonation Unit, Kirtland Air Force Base, December 2015

Method	Sample ID	Matrix	QA/QC Type	Analyte	Result*	DL	LOD	LOQ	Units
SW8290									
	OT29-SO-J09A1-09-0001	SOIL	N	Total HxCDD	2.4 J	0.031		5.4	PG/G
	OT29-SO-J09A1-09-0001	SOIL	N	Total HxCDF	1.6 U	0.038		5.4	PG/G
	OT29-SO-J09A1-09-0001	SOIL	N	Total PeCDD	0.058 J	0.052		5.4	PG/G
	OT29-SO-J09A1-09-0001	SOIL	N	Total PeCDF	0.45 J	0.037		5.4	PG/G
	OT29-SO-J09A1-09-0001	SOIL	N	Total TCDD	0.11 U	0.037		1.1	PG/G
	OT29-SO-J09A1-09-0001	SOIL	N	Total TCDF	0.72 J	0.03		1.1	PG/G
	OT29-SO-J09A1-09-1415	SOIL	N	1,2,3,4,6,7,8-HpCDD	0.088 U	0.02		5.3	PG/G
	OT29-SO-J09A1-09-1415	SOIL	N	1,2,3,4,6,7,8-HpCDF	0.033 U	0.033		5.3	PG/G
	OT29-SO-J09A1-09-1415	SOIL	N	1,2,3,4,7,8,9-HpCDF	0.042 U	0.042		5.3	PG/G
	OT29-SO-J09A1-09-1415	SOIL	N	1,2,3,4,7,8-HxCDD	0.024 U	0.024		5.3	PG/G
	OT29-SO-J09A1-09-1415	SOIL	N	1,2,3,4,7,8-HxCDF	0.026 U	0.026		5.3	PG/G
	OT29-SO-J09A1-09-1415	SOIL	N	1,2,3,6,7,8-HxCDD	0.023 U	0.023		5.3	PG/G
	OT29-SO-J09A1-09-1415	SOIL	N	1,2,3,6,7,8-HxCDF	0.024 U	0.024		5.3	PG/G
	OT29-SO-J09A1-09-1415	SOIL	N	1,2,3,7,8,9-HxCDD	0.02 U	0.02		5.3	PG/G
	OT29-SO-J09A1-09-1415	SOIL	N	1,2,3,7,8,9-HxCDF	0.027 U	0.027		5.3	PG/G
	OT29-SO-J09A1-09-1415	SOIL	N	1,2,3,7,8-PeCDD	0.036 U	0.036		5.3	PG/G
	OT29-SO-J09A1-09-1415	SOIL	N	1,2,3,7,8-PeCDF	0.03 U	0.03		5.3	PG/G
	OT29-SO-J09A1-09-1415	SOIL	N	2,3,4,6,7,8-HxCDF	0.025 U	0.025		5.3	PG/G
	OT29-SO-J09A1-09-1415	SOIL	N	2,3,4,7,8-PeCDF	0.03 U	0.03		5.3	PG/G
	OT29-SO-J09A1-09-1415	SOIL	N	2,3,7,8-TCDD	0.028 U	0.028		1.1	PG/G
	OT29-SO-J09A1-09-1415	SOIL	N	2,3,7,8-TCDF	0.019 U	0.019		1.1	PG/G
	OT29-SO-J09A1-09-1415	SOIL	N	OCDD	0.38 U	0.022		11	PG/G
	OT29-SO-J09A1-09-1415	SOIL	N	OCDF	2.5 U	0.082		11	PG/G

Table 3. Summary of Analytical Results for Discrete Soil Samples for the Open Detonation Unit, Kirtland Air Force Base, December 2015

Method	Sample ID	Matrix	QA/QC Type	Analyte	Result*	DL	LOD	LOQ	Units
SW8290									
	OT29-SO-J09A1-09-1415	SOIL	N	Total HpCDD	0.2 U	0.02		5.3	PG/G
	OT29-SO-J09A1-09-1415	SOIL	N	Total HpCDF	0.042 U	0.042		5.3	PG/G
	OT29-SO-J09A1-09-1415	SOIL	N	Total HxCDD	0.024 U	0.024		5.3	PG/G
	OT29-SO-J09A1-09-1415	SOIL	N	Total HxCDF	0.027 U	0.027		5.3	PG/G
	OT29-SO-J09A1-09-1415	SOIL	N	Total PeCDD	0.036 U	0.036		5.3	PG/G
	OT29-SO-J09A1-09-1415	SOIL	N	Total PeCDF	0.03 U	0.03		5.3	PG/G
	OT29-SO-J09A1-09-1415	SOIL	N	Total TCDD	0.16 U	0.028		1.1	PG/G
	OT29-SO-J09A1-09-1415	SOIL	N	Total TCDF	0.019 U	0.019		1.1	PG/G
	OT29-SO-J09A1-11-0001	SOIL	N	1,2,3,4,6,7,8-HpCDD	15	0.15		5.4	PG/G
	OT29-SO-J09A1-11-0001	SOIL	N	1,2,3,4,6,7,8-HpCDF	2.2 U	0.081		5.4	PG/G
	OT29-SO-J09A1-11-0001	SOIL	N	1,2,3,4,7,8,9-HpCDF	0.34 J	0.1		5.4	PG/G
	OT29-SO-J09A1-11-0001	SOIL	N	1,2,3,4,7,8-HxCDD	0.19 J	0.037		5.4	PG/G
	OT29-SO-J09A1-11-0001	SOIL	N	1,2,3,4,7,8-HxCDF	0.24 U	0.053		5.4	PG/G
	OT29-SO-J09A1-11-0001	SOIL	N	1,2,3,6,7,8-HxCDD	0.55 J	0.036		5.4	PG/G
	OT29-SO-J09A1-11-0001	SOIL	N	1,2,3,6,7,8-HxCDF	0.12 U	0.049		5.4	PG/G
	OT29-SO-J09A1-11-0001	SOIL	N	1,2,3,7,8,9-HxCDD	0.49 U	0.031		5.4	PG/G
	OT29-SO-J09A1-11-0001	SOIL	N	1,2,3,7,8,9-HxCDF	0.054 U	0.054		5.4	PG/G
	OT29-SO-J09A1-11-0001	SOIL	N	1,2,3,7,8-PeCDD	0.17 J	0.055		5.4	PG/G
	OT29-SO-J09A1-11-0001	SOIL	N	1,2,3,7,8-PeCDF	0.046 U	0.046		5.4	PG/G
	OT29-SO-J09A1-11-0001	SOIL	N	2,3,4,6,7,8-HxCDF	0.15 U	0.052		5.4	PG/G
	OT29-SO-J09A1-11-0001	SOIL	N	2,3,4,7,8-PeCDF	0.047 U	0.047		5.4	PG/G
	OT29-SO-J09A1-11-0001	SOIL	N	2,3,7,8-TCDD	0.042 U	0.042		1.1	PG/G
	OT29-SO-J09A1-11-0001	SOIL	N	2,3,7,8-TCDF	0.14 J	0.083		1.1	PG/G

Table 3. Summary of Analytical Results for Discrete Soil Samples for the Open Detonation Unit, Kirtland Air Force Base, December 2015

Method	Sample ID	Matrix	QA/QC Type	Analyte	Result*	DL	LOD	LOQ	Units
SW8290									
	OT29-SO-J09A1-11-0001	SOIL	N	OCDD	130 J	0.093		11	PG/G
	OT29-SO-J09A1-11-0001	SOIL	N	OCDF	13 U	0.17		11	PG/G
	OT29-SO-J09A1-11-0001	SOIL	N	Total HpCDD	27	0.15		5.4	PG/G
	OT29-SO-J09A1-11-0001	SOIL	N	Total HpCDF	7.3	0.093		5.4	PG/G
	OT29-SO-J09A1-11-0001	SOIL	N	Total HxCDD	4 J	0.035		5.4	PG/G
	OT29-SO-J09A1-11-0001	SOIL	N	Total HxCDF	2.5 U	0.052		5.4	PG/G
	OT29-SO-J09A1-11-0001	SOIL	N	Total PeCDD	0.61 J	0.055		5.4	PG/G
	OT29-SO-J09A1-11-0001	SOIL	N	Total PeCDF	0.44 J	0.046		5.4	PG/G
	OT29-SO-J09A1-11-0001	SOIL	N	Total TCDD	0.042 U	0.042		1.1	PG/G
	OT29-SO-J09A1-11-0001	SOIL	N	Total TCDF	0.86 J	0.032		1.1	PG/G
	OT29-SO-J09A1-11-1415	SOIL	N	1,2,3,4,6,7,8-HpCDD	0.22 U	0.023		5.4	PG/G
	OT29-SO-J09A1-11-1415	SOIL	N	1,2,3,4,6,7,8-HpCDF	0.25 U	0.044		5.4	PG/G
	OT29-SO-J09A1-11-1415	SOIL	N	1,2,3,4,7,8,9-HpCDF	0.27 J	0.057		5.4	PG/G
	OT29-SO-J09A1-11-1415	SOIL	N	1,2,3,4,7,8-HxCDD	0.033 U	0.033		5.4	PG/G
	OT29-SO-J09A1-11-1415	SOIL	N	1,2,3,4,7,8-HxCDF	0.042 U	0.042		5.4	PG/G
	OT29-SO-J09A1-11-1415	SOIL	N	1,2,3,6,7,8-HxCDD	0.032 U	0.032		5.4	PG/G
	OT29-SO-J09A1-11-1415	SOIL	N	1,2,3,6,7,8-HxCDF	0.038 U	0.038		5.4	PG/G
	OT29-SO-J09A1-11-1415	SOIL	N	1,2,3,7,8,9-HxCDD	0.13 U	0.028		5.4	PG/G
	OT29-SO-J09A1-11-1415	SOIL	N	1,2,3,7,8,9-HxCDF	0.042 U	0.042		5.4	PG/G
	OT29-SO-J09A1-11-1415	SOIL	N	1,2,3,7,8-PeCDD	0.045 U	0.045		5.4	PG/G
	OT29-SO-J09A1-11-1415	SOIL	N	1,2,3,7,8-PeCDF	0.035 U	0.035		5.4	PG/G
	OT29-SO-J09A1-11-1415	SOIL	N	2,3,4,6,7,8-HxCDF	0.041 U	0.041		5.4	PG/G
	OT29-SO-J09A1-11-1415	SOIL	N	2,3,4,7,8-PeCDF	0.036 U	0.036		5.4	PG/G

Table 3. Summary of Analytical Results for Discrete Soil Samples for the Open Detonation Unit, Kirtland Air Force Base, December 2015

Method	Sample ID	Matrix	QA/QC Type	Analyte	Result*	DL	LOD	LOQ	Units
SW8290									
	OT29-SO-J09A1-11-1415	SOIL	N	2,3,7,8-TCDD	0.035 U	0.035		1.1	PG/G
	OT29-SO-J09A1-11-1415	SOIL	N	2,3,7,8-TCDF	0.12 U	0.12		1.1	PG/G
	OT29-SO-J09A1-11-1415	SOIL	N	OCDD	0.75 U	0.027		11	PG/G
	OT29-SO-J09A1-11-1415	SOIL	N	OCDF	4.8 U	0.12		11	PG/G
	OT29-SO-J09A1-11-1415	SOIL	N	Total HpCDD	0.49 U	0.023		5.4	PG/G
	OT29-SO-J09A1-11-1415	SOIL	N	Total HpCDF	0.52 U	0.05		5.4	PG/G
	OT29-SO-J09A1-11-1415	SOIL	N	Total HxCDD	0.13 U	0.031		5.4	PG/G
	OT29-SO-J09A1-11-1415	SOIL	N	Total HxCDF	0.042 U	0.042		5.4	PG/G
	OT29-SO-J09A1-11-1415	SOIL	N	Total PeCDD	0.079 J	0.045		5.4	PG/G
	OT29-SO-J09A1-11-1415	SOIL	N	Total PeCDF	0.056 J	0.035		5.4	PG/G
	OT29-SO-J09A1-11-1415	SOIL	N	Total TCDD	0.035 U	0.035		1.1	PG/G
	OT29-SO-J09A1-11-1415	SOIL	N	Total TCDF	0.12 U	0.12		1.1	PG/G
	OT29-SO-J09A1-15-0001	SOIL	N	1,2,3,4,6,7,8-HpCDD	8	0.097		5.3	PG/G
	OT29-SO-J09A1-15-0001	SOIL	N	1,2,3,4,6,7,8-HpCDF	1.2 U	0.052		5.3	PG/G
	OT29-SO-J09A1-15-0001	SOIL	N	1,2,3,4,7,8,9-HpCDF	0.23 J	0.067		5.3	PG/G
	OT29-SO-J09A1-15-0001	SOIL	N	1,2,3,4,7,8-HxCDD	0.095 J	0.037		5.3	PG/G
	OT29-SO-J09A1-15-0001	SOIL	N	1,2,3,4,7,8-HxCDF	0.22 U	0.039		5.3	PG/G
	OT29-SO-J09A1-15-0001	SOIL	N	1,2,3,6,7,8-HxCDD	0.27 J	0.036		5.3	PG/G
	OT29-SO-J09A1-15-0001	SOIL	N	1,2,3,6,7,8-HxCDF	0.12 U	0.036		5.3	PG/G
	OT29-SO-J09A1-15-0001	SOIL	N	1,2,3,7,8,9-HxCDD	0.28 U	0.031		5.3	PG/G
	OT29-SO-J09A1-15-0001	SOIL	N	1,2,3,7,8,9-HxCDF	0.04 U	0.04		5.3	PG/G
	OT29-SO-J09A1-15-0001	SOIL	N	1,2,3,7,8-PeCDD	0.063 U	0.063		5.3	PG/G
	OT29-SO-J09A1-15-0001	SOIL	N	1,2,3,7,8-PeCDF	0.045 U	0.045		5.3	PG/G

Table 3. Summary of Analytical Results for Discrete Soil Samples for the Open Detonation Unit, Kirtland Air Force Base, December 2015

Method	Sample ID	Matrix	QA/QC Type	Analyte	Result*	DL	LOD	LOQ	Units
SW8290									
	OT29-SO-J09A1-15-0001	SOIL	N	2,3,4,6,7,8-HxCDF	0.067 U	0.039		5.3	PG/G
	OT29-SO-J09A1-15-0001	SOIL	N	2,3,4,7,8-PeCDF	0.046 U	0.046		5.3	PG/G
	OT29-SO-J09A1-15-0001	SOIL	N	2,3,7,8-TCDD	0.035 U	0.035		1.1	PG/G
	OT29-SO-J09A1-15-0001	SOIL	N	2,3,7,8-TCDF	0.11 U	0.11		1.1	PG/G
	OT29-SO-J09A1-15-0001	SOIL	N	OCDD	76	0.067		11	PG/G
	OT29-SO-J09A1-15-0001	SOIL	N	OCDF	5.1 U	0.058		11	PG/G
	OT29-SO-J09A1-15-0001	SOIL	N	Total HpCDD	14	0.097		5.3	PG/G
	OT29-SO-J09A1-15-0001	SOIL	N	Total HpCDF	3.6 J	0.059		5.3	PG/G
	OT29-SO-J09A1-15-0001	SOIL	N	Total HxCDD	1.9 J	0.035		5.3	PG/G
	OT29-SO-J09A1-15-0001	SOIL	N	Total HxCDF	1.5 U	0.039		5.3	PG/G
	OT29-SO-J09A1-15-0001	SOIL	N	Total PeCDD	0.091 J	0.063		5.3	PG/G
	OT29-SO-J09A1-15-0001	SOIL	N	Total PeCDF	0.21 J	0.046		5.3	PG/G
	OT29-SO-J09A1-15-0001	SOIL	N	Total TCDD	0.18 U	0.035		1.1	PG/G
	OT29-SO-J09A1-15-0001	SOIL	N	Total TCDF	0.41 J	0.031		1.1	PG/G
	OT29-SO-J09A1-15-1415	SOIL	N	1,2,3,4,6,7,8-HpCDD	0.13 U	0.025		5.2	PG/G
	OT29-SO-J09A1-15-1415	SOIL	N	1,2,3,4,6,7,8-HpCDF	0.13 U	0.032		5.2	PG/G
	OT29-SO-J09A1-15-1415	SOIL	N	1,2,3,4,7,8,9-HpCDF	0.041 U	0.041		5.2	PG/G
	OT29-SO-J09A1-15-1415	SOIL	N	1,2,3,4,7,8-HxCDD	0.031 U	0.031		5.2	PG/G
	OT29-SO-J09A1-15-1415	SOIL	N	1,2,3,4,7,8-HxCDF	0.032 U	0.032		5.2	PG/G
	OT29-SO-J09A1-15-1415	SOIL	N	1,2,3,6,7,8-HxCDD	0.03 U	0.03		5.2	PG/G
	OT29-SO-J09A1-15-1415	SOIL	N	1,2,3,6,7,8-HxCDF	0.029 U	0.029		5.2	PG/G
	OT29-SO-J09A1-15-1415	SOIL	N	1,2,3,7,8,9-HxCDD	0.027 U	0.027		5.2	PG/G
	OT29-SO-J09A1-15-1415	SOIL	N	1,2,3,7,8,9-HxCDF	0.032 U	0.032		5.2	PG/G

Table 3. Summary of Analytical Results for Discrete Soil Samples for the Open Detonation Unit, Kirtland Air Force Base, December 2015

Method	Sample ID	Matrix	QA/QC Type	Analyte	Result*	DL	LOD	LOQ	Units
SW8290									
	OT29-SO-J09A1-15-1415	SOIL	N	1,2,3,7,8-PeCDD	0.044 U	0.044		5.2	PG/G
	OT29-SO-J09A1-15-1415	SOIL	N	1,2,3,7,8-PeCDF	0.034 U	0.034		5.2	PG/G
	OT29-SO-J09A1-15-1415	SOIL	N	2,3,4,6,7,8-HxCDF	0.031 U	0.031		5.2	PG/G
	OT29-SO-J09A1-15-1415	SOIL	N	2,3,4,7,8-PeCDF	0.035 U	0.035		5.2	PG/G
	OT29-SO-J09A1-15-1415	SOIL	N	2,3,7,8-TCDD	0.034 U	0.034		1	PG/G
	OT29-SO-J09A1-15-1415	SOIL	N	2,3,7,8-TCDF	0.029 U	0.029		1	PG/G
	OT29-SO-J09A1-15-1415	SOIL	N	OCDD	1.2 U	0.029		10	PG/G
	OT29-SO-J09A1-15-1415	SOIL	N	OCDF	1.5 U	0.053		10	PG/G
	OT29-SO-J09A1-15-1415	SOIL	N	Total HpCDD	0.27 U	0.025		5.2	PG/G
	OT29-SO-J09A1-15-1415	SOIL	N	Total HpCDF	0.13 U	0.037		5.2	PG/G
	OT29-SO-J09A1-15-1415	SOIL	N	Total HxCDD	0.031 U	0.031		5.2	PG/G
	OT29-SO-J09A1-15-1415	SOIL	N	Total HxCDF	0.032 U	0.032		5.2	PG/G
	OT29-SO-J09A1-15-1415	SOIL	N	Total PeCDD	0.044 U	0.044		5.2	PG/G
	OT29-SO-J09A1-15-1415	SOIL	N	Total PeCDF	0.035 U	0.035		5.2	PG/G
	OT29-SO-J09A1-15-1415	SOIL	N	Total TCDD	0.093 U	0.034		1	PG/G
	OT29-SO-J09A1-15-1415	SOIL	N	Total TCDF	0.029 U	0.029		1	PG/G
	OT29-SO-J09B2-02-0001	SOIL	N	1,2,3,4,6,7,8-HpCDD	9.5	0.1		5.1	PG/G
	OT29-SO-J09B2-02-0001	SOIL	N	1,2,3,4,6,7,8-HpCDF	1.4 U	0.038		5.1	PG/G
	OT29-SO-J09B2-02-0001	SOIL	N	1,2,3,4,7,8,9-HpCDF	0.42 J	0.049		5.1	PG/G
	OT29-SO-J09B2-02-0001	SOIL	N	1,2,3,4,7,8-HxCDD	0.14 J	0.029		5.1	PG/G
	OT29-SO-J09B2-02-0001	SOIL	N	1,2,3,4,7,8-HxCDF	0.28 J	0.035		5.1	PG/G
	OT29-SO-J09B2-02-0001	SOIL	N	1,2,3,6,7,8-HxCDD	0.38 J	0.028		5.1	PG/G
	OT29-SO-J09B2-02-0001	SOIL	N	1,2,3,6,7,8-HxCDF	0.21 U	0.033		5.1	PG/G

Table 3. Summary of Analytical Results for Discrete Soil Samples for the Open Detonation Unit, Kirtland Air Force Base, December 2015

Method	Sample ID	Matrix	QA/QC Type	Analyte	Result*	DL	LOD	LOQ	Units
SW8290									
	OT29-SO-J09B2-02-0001	SOIL	N	1,2,3,7,8,9-HxCDD	0.36 J	0.025		5.1	PG/G
	OT29-SO-J09B2-02-0001	SOIL	N	1,2,3,7,8,9-HxCDF	0.16 U	0.036		5.1	PG/G
	OT29-SO-J09B2-02-0001	SOIL	N	1,2,3,7,8-PeCDD	0.095 J	0.044		5.1	PG/G
	OT29-SO-J09B2-02-0001	SOIL	N	1,2,3,7,8-PeCDF	0.13 J	0.037		5.1	PG/G
	OT29-SO-J09B2-02-0001	SOIL	N	2,3,4,6,7,8-HxCDF	0.16 U	0.035		5.1	PG/G
	OT29-SO-J09B2-02-0001	SOIL	N	2,3,4,7,8-PeCDF	0.18 J	0.038		5.1	PG/G
	OT29-SO-J09B2-02-0001	SOIL	N	2,3,7,8-TCDD	0.029 U	0.029		1	PG/G
	OT29-SO-J09B2-02-0001	SOIL	N	2,3,7,8-TCDF	0.31 J	0.14		1	PG/G
	OT29-SO-J09B2-02-0001	SOIL	N	OCDD	86	0.07		10	PG/G
	OT29-SO-J09B2-02-0001	SOIL	N	OCDF	5.4 U	0.044		10	PG/G
	OT29-SO-J09B2-02-0001	SOIL	N	Total HpCDD	15	0.1		5.1	PG/G
	OT29-SO-J09B2-02-0001	SOIL	N	Total HpCDF	4.4 J	0.043		5.1	PG/G
	OT29-SO-J09B2-02-0001	SOIL	N	Total HxCDD	2.1 J	0.027		5.1	PG/G
	OT29-SO-J09B2-02-0001	SOIL	N	Total HxCDF	1.7 U	0.035		5.1	PG/G
	OT29-SO-J09B2-02-0001	SOIL	N	Total PeCDD	0.095 J	0.044		5.1	PG/G
	OT29-SO-J09B2-02-0001	SOIL	N	Total PeCDF	0.54 J	0.038		5.1	PG/G
	OT29-SO-J09B2-02-0001	SOIL	N	Total TCDD	0.029 U	0.029		1	PG/G
	OT29-SO-J09B2-02-0001	SOIL	N	Total TCDF	1.4 J	0.023		1	PG/G
	OT29-SO-J09B2-02-0405	SOIL	N	1,2,3,4,6,7,8-HpCDD	3 U	0.059		5.6	PG/G
	OT29-SO-J09B2-02-0405	SOIL	N	1,2,3,4,6,7,8-HpCDF	0.6 U	0.035		5.6	PG/G
	OT29-SO-J09B2-02-0405	SOIL	N	1,2,3,4,7,8,9-HpCDF	0.27 J	0.045		5.6	PG/G
	OT29-SO-J09B2-02-0405	SOIL	N	1,2,3,4,7,8-HxCDD	0.09 J	0.027		5.6	PG/G
	OT29-SO-J09B2-02-0405	SOIL	N	1,2,3,4,7,8-HxCDF	0.31 J	0.04		5.6	PG/G

Table 3. Summary of Analytical Results for Discrete Soil Samples for the Open Detonation Unit, Kirtland Air Force Base, December 2015

Method	Sample ID	Matrix	QA/QC Type	Analyte	Result*	DL	LOD	LOQ	Units
SW8290									
	OT29-SO-J09B2-02-0405	SOIL	N	1,2,3,6,7,8-HxCDD	0.15 J	0.026		5.6	PG/G
	OT29-SO-J09B2-02-0405	SOIL	N	1,2,3,6,7,8-HxCDF	0.15 U	0.037		5.6	PG/G
	OT29-SO-J09B2-02-0405	SOIL	N	1,2,3,7,8,9-HxCDD	0.31 J	0.023		5.6	PG/G
	OT29-SO-J09B2-02-0405	SOIL	N	1,2,3,7,8,9-HxCDF	0.046 U	0.041		5.6	PG/G
	OT29-SO-J09B2-02-0405	SOIL	N	1,2,3,7,8-PeCDD	0.053 U	0.053		5.6	PG/G
	OT29-SO-J09B2-02-0405	SOIL	N	1,2,3,7,8-PeCDF	0.051 U	0.051		5.6	PG/G
	OT29-SO-J09B2-02-0405	SOIL	N	2,3,4,6,7,8-HxCDF	0.1 U	0.039		5.6	PG/G
	OT29-SO-J09B2-02-0405	SOIL	N	2,3,4,7,8-PeCDF	0.19 J	0.052		5.6	PG/G
	OT29-SO-J09B2-02-0405	SOIL	N	2,3,7,8-TCDD	0.037 U	0.037		1.1	PG/G
	OT29-SO-J09B2-02-0405	SOIL	N	2,3,7,8-TCDF	0.24 J	0.17		1.1	PG/G
	OT29-SO-J09B2-02-0405	SOIL	N	OCDD	27	0.045		11	PG/G
	OT29-SO-J09B2-02-0405	SOIL	N	OCDF	2.9 U	0.043		11	PG/G
	OT29-SO-J09B2-02-0405	SOIL	N	Total HpCDD	5.5 U	0.059		5.6	PG/G
	OT29-SO-J09B2-02-0405	SOIL	N	Total HpCDF	1.8 U	0.04		5.6	PG/G
	OT29-SO-J09B2-02-0405	SOIL	N	Total HxCDD	1.4 J	0.025		5.6	PG/G
	OT29-SO-J09B2-02-0405	SOIL	N	Total HxCDF	1 U	0.039		5.6	PG/G
	OT29-SO-J09B2-02-0405	SOIL	N	Total PeCDD	0.22 J	0.053		5.6	PG/G
	OT29-SO-J09B2-02-0405	SOIL	N	Total PeCDF	1.2 J	0.051		5.6	PG/G
	OT29-SO-J09B2-02-0405	SOIL	N	Total TCDD	0.06 J	0.037		1.1	PG/G
	OT29-SO-J09B2-02-0405	SOIL	N	Total TCDF	2.9 J	0.032		1.1	PG/G
	OT29-SO-J09B2-02-0910	SOIL	N	1,2,3,4,6,7,8-HpCDD	5.7	0.065		5.2	PG/G
	OT29-SO-J09B2-02-0910	SOIL	N	1,2,3,4,6,7,8-HpCDF	1 U	0.043		5.2	PG/G
	OT29-SO-J09B2-02-0910	SOIL	N	1,2,3,4,7,8,9-HpCDF	0.16 J	0.055		5.2	PG/G

Table 3. Summary of Analytical Results for Discrete Soil Samples for the Open Detonation Unit, Kirtland Air Force Base, December 2015

Method	Sample ID	Matrix	QA/QC Type	Analyte	Result*	DL	LOD	LOQ	Units
SW8290									
	OT29-SO-J09B2-02-0910	SOIL	N	1,2,3,4,7,8-HxCDD	0.065 J	0.027		5.2	PG/G
	OT29-SO-J09B2-02-0910	SOIL	N	1,2,3,4,7,8-HxCDF	0.22 J	0.031		5.2	PG/G
	OT29-SO-J09B2-02-0910	SOIL	N	1,2,3,6,7,8-HxCDD	0.21 J	0.026		5.2	PG/G
	OT29-SO-J09B2-02-0910	SOIL	N	1,2,3,6,7,8-HxCDF	0.11 U	0.029		5.2	PG/G
	OT29-SO-J09B2-02-0910	SOIL	N	1,2,3,7,8,9-HxCDD	0.16 U	0.022		5.2	PG/G
	OT29-SO-J09B2-02-0910	SOIL	N	1,2,3,7,8,9-HxCDF	0.032 U	0.032		5.2	PG/G
	OT29-SO-J09B2-02-0910	SOIL	N	1,2,3,7,8-PeCDD	0.038 U	0.038		5.2	PG/G
	OT29-SO-J09B2-02-0910	SOIL	N	1,2,3,7,8-PeCDF	0.13 J	0.031		5.2	PG/G
	OT29-SO-J09B2-02-0910	SOIL	N	2,3,4,6,7,8-HxCDF	0.066 U	0.03		5.2	PG/G
	OT29-SO-J09B2-02-0910	SOIL	N	2,3,4,7,8-PeCDF	0.092 J	0.032		5.2	PG/G
	OT29-SO-J09B2-02-0910	SOIL	N	2,3,7,8-TCDD	0.029 U	0.029		1	PG/G
	OT29-SO-J09B2-02-0910	SOIL	N	2,3,7,8-TCDF	0.47 J	0.15		1	PG/G
	OT29-SO-J09B2-02-0910	SOIL	N	OCDD	56	0.048		10	PG/G
	OT29-SO-J09B2-02-0910	SOIL	N	OCDF	4 U	0.037		10	PG/G
	OT29-SO-J09B2-02-0910	SOIL	N	Total HpCDD	9.3 U	0.065		5.2	PG/G
	OT29-SO-J09B2-02-0910	SOIL	N	Total HpCDF	2.9 U	0.049		5.2	PG/G
	OT29-SO-J09B2-02-0910	SOIL	N	Total HxCDD	1.3 J	0.025		5.2	PG/G
	OT29-SO-J09B2-02-0910	SOIL	N	Total HxCDF	1.2 U	0.031		5.2	PG/G
	OT29-SO-J09B2-02-0910	SOIL	N	Total PeCDD	0.072 J	0.038		5.2	PG/G
	OT29-SO-J09B2-02-0910	SOIL	N	Total PeCDF	1.2 J	0.031		5.2	PG/G
	OT29-SO-J09B2-02-0910	SOIL	N	Total TCDD	0.029 U	0.029		1	PG/G
	OT29-SO-J09B2-02-0910	SOIL	N	Total TCDF	5.4 J	0.03		1	PG/G
	OT29-SO-J09B2-02-1415	SOIL	N	1,2,3,4,6,7,8-HpCDD	1.4 U	0.028		5.1	PG/G

Table 3. Summary of Analytical Results for Discrete Soil Samples for the Open Detonation Unit, Kirtland Air Force Base, December 2015

Method	Sample ID	Matrix	QA/QC Type	Analyte	Result*	DL	LOD	LOQ	Units
SW8290									
	OT29-SO-J09B2-02-1415	SOIL	N	1,2,3,4,6,7,8-HpCDF	7.7	0.081		5.1	PG/G
	OT29-SO-J09B2-02-1415	SOIL	N	1,2,3,4,7,8,9-HpCDF	0.1 U	0.1		5.1	PG/G
	OT29-SO-J09B2-02-1415	SOIL	N	1,2,3,4,7,8-HxCDD	0.024 U	0.024		5.1	PG/G
	OT29-SO-J09B2-02-1415	SOIL	N	1,2,3,4,7,8-HxCDF	1.3 J	0.031		5.1	PG/G
	OT29-SO-J09B2-02-1415	SOIL	N	1,2,3,6,7,8-HxCDD	0.076 J	0.024		5.1	PG/G
	OT29-SO-J09B2-02-1415	SOIL	N	1,2,3,6,7,8-HxCDF	0.18 U	0.028		5.1	PG/G
	OT29-SO-J09B2-02-1415	SOIL	N	1,2,3,7,8,9-HxCDD	0.051 U	0.021		5.1	PG/G
	OT29-SO-J09B2-02-1415	SOIL	N	1,2,3,7,8,9-HxCDF	0.1 U	0.032		5.1	PG/G
	OT29-SO-J09B2-02-1415	SOIL	N	1,2,3,7,8-PeCDD	0.029 U	0.029		5.1	PG/G
	OT29-SO-J09B2-02-1415	SOIL	N	1,2,3,7,8-PeCDF	0.026 U	0.026		5.1	PG/G
	OT29-SO-J09B2-02-1415	SOIL	N	2,3,4,6,7,8-HxCDF	0.15 U	0.03		5.1	PG/G
	OT29-SO-J09B2-02-1415	SOIL	N	2,3,4,7,8-PeCDF	0.055 J	0.026		5.1	PG/G
	OT29-SO-J09B2-02-1415	SOIL	N	2,3,7,8-TCDD	0.021 U	0.021		1	PG/G
	OT29-SO-J09B2-02-1415	SOIL	N	2,3,7,8-TCDF	0.016 U	0.016		1	PG/G
	OT29-SO-J09B2-02-1415	SOIL	N	OCDD	23	0.045		10	PG/G
	OT29-SO-J09B2-02-1415	SOIL	N	OCDF	19	0.044		10	PG/G
	OT29-SO-J09B2-02-1415	SOIL	N	Total HpCDD	2.4 U	0.028		5.1	PG/G
	OT29-SO-J09B2-02-1415	SOIL	N	Total HpCDF	9	0.092		5.1	PG/G
	OT29-SO-J09B2-02-1415	SOIL	N	Total HxCDD	0.19 U	0.023		5.1	PG/G
	OT29-SO-J09B2-02-1415	SOIL	N	Total HxCDF	2.2 U	0.03		5.1	PG/G
	OT29-SO-J09B2-02-1415	SOIL	N	Total PeCDD	0.029 U	0.029		5.1	PG/G
	OT29-SO-J09B2-02-1415	SOIL	N	Total PeCDF	0.11 J	0.026		5.1	PG/G
	OT29-SO-J09B2-02-1415	SOIL	N	Total TCDD	0.021 U	0.021		1	PG/G

Table 3. Summary of Analytical Results for Discrete Soil Samples for the Open Detonation Unit, Kirtland Air Force Base, December 2015

Method	Sample ID	Matrix	QA/QC Type	Analyte	Result*	DL	LOD	LOQ	Units
SW8290									
	OT29-SO-J09B2-02-1415	SOIL	N	Total TCDF	0.016 U	0.016		1	PG/G
	OT29-SO-J09B2-04-0001	SOIL	N	1,2,3,4,6,7,8-HpCDD	6.5	0.12		5.3	PG/G
	OT29-SO-J09B2-04-0001	SOIL	N	1,2,3,4,6,7,8-HpCDF	1.1 U	0.083		5.3	PG/G
	OT29-SO-J09B2-04-0001	SOIL	N	1,2,3,4,7,8,9-HpCDF	0.11 U	0.11		5.3	PG/G
	OT29-SO-J09B2-04-0001	SOIL	N	1,2,3,4,7,8-HxCDD	0.057 U	0.057		5.3	PG/G
	OT29-SO-J09B2-04-0001	SOIL	N	1,2,3,4,7,8-HxCDF	0.058 U	0.058		5.3	PG/G
	OT29-SO-J09B2-04-0001	SOIL	N	1,2,3,6,7,8-HxCDD	0.28 J	0.054		5.3	PG/G
	OT29-SO-J09B2-04-0001	SOIL	N	1,2,3,6,7,8-HxCDF	0.1 U	0.052		5.3	PG/G
	OT29-SO-J09B2-04-0001	SOIL	N	1,2,3,7,8,9-HxCDD	0.2 J	0.045		5.3	PG/G
	OT29-SO-J09B2-04-0001	SOIL	N	1,2,3,7,8,9-HxCDF	0.06 U	0.06		5.3	PG/G
	OT29-SO-J09B2-04-0001	SOIL	N	1,2,3,7,8-PeCDD	0.082 U	0.082		5.3	PG/G
	OT29-SO-J09B2-04-0001	SOIL	N	1,2,3,7,8-PeCDF	0.09 U	0.09		5.3	PG/G
	OT29-SO-J09B2-04-0001	SOIL	N	2,3,4,6,7,8-HxCDF	0.057 U	0.057		5.3	PG/G
	OT29-SO-J09B2-04-0001	SOIL	N	2,3,4,7,8-PeCDF	0.095 U	0.095		5.3	PG/G
	OT29-SO-J09B2-04-0001	SOIL	N	2,3,7,8-TCDD	0.042 J	0.036		1.1	PG/G
	OT29-SO-J09B2-04-0001	SOIL	N	2,3,7,8-TCDF	0.15 U	0.15		1.1	PG/G
	OT29-SO-J09B2-04-0001	SOIL	N	OCDD	51	0.42		11	PG/G
	OT29-SO-J09B2-04-0001	SOIL	N	OCDF	3.4 U	0.067		11	PG/G
	OT29-SO-J09B2-04-0001	SOIL	N	Total HpCDD	11 J	0.12		5.3	PG/G
	OT29-SO-J09B2-04-0001	SOIL	N	Total HpCDF	2.7 U	0.095		5.3	PG/G
	OT29-SO-J09B2-04-0001	SOIL	N	Total HxCDD	1.6 J	0.052		5.3	PG/G
	OT29-SO-J09B2-04-0001	SOIL	N	Total HxCDF	0.41 U	0.057		5.3	PG/G
	OT29-SO-J09B2-04-0001	SOIL	N	Total PeCDD	0.082 U	0.082		5.3	PG/G

Table 3. Summary of Analytical Results for Discrete Soil Samples for the Open Detonation Unit, Kirtland Air Force Base, December 2015

Method	Sample ID	Matrix	QA/QC Type	Analyte	Result*	DL	LOD	LOQ	Units
SW8290									
	OT29-SO-J09B2-04-0001	SOIL	N	Total PeCDF	0.095 U	0.095		5.3	PG/G
	OT29-SO-J09B2-04-0001	SOIL	N	Total TCDD	0.11 J	0.036		1.1	PG/G
	OT29-SO-J09B2-04-0001	SOIL	N	Total TCDF	0.69 J	0.045		1.1	PG/G
	OT29-SO-J09B2-04-0405	SOIL	N	1,2,3,4,6,7,8-HpCDD	3.3 U	0.12		5.4	PG/G
	OT29-SO-J09B2-04-0405	SOIL	N	1,2,3,4,6,7,8-HpCDF	160	1.4		5.4	PG/G
	OT29-SO-J09B2-04-0405	SOIL	N	1,2,3,4,7,8,9-HpCDF	43	1.8		5.4	PG/G
	OT29-SO-J09B2-04-0405	SOIL	N	1,2,3,4,7,8-HxCDD	0.061 U	0.061		5.4	PG/G
	OT29-SO-J09B2-04-0405	SOIL	N	1,2,3,4,7,8-HxCDF	17	0.93		5.4	PG/G
	OT29-SO-J09B2-04-0405	SOIL	N	1,2,3,6,7,8-HxCDD	0.28 J	0.057		5.4	PG/G
	OT29-SO-J09B2-04-0405	SOIL	N	1,2,3,6,7,8-HxCDF	14	0.83		5.4	PG/G
	OT29-SO-J09B2-04-0405	SOIL	N	1,2,3,7,8,9-HxCDD	0.42 J	0.048		5.4	PG/G
	OT29-SO-J09B2-04-0405	SOIL	N	1,2,3,7,8,9-HxCDF	3.3 J	0.96		5.4	PG/G
	OT29-SO-J09B2-04-0405	SOIL	N	1,2,3,7,8-PeCDD	0.074 U	0.074		5.4	PG/G
	OT29-SO-J09B2-04-0405	SOIL	N	1,2,3,7,8-PeCDF	4.5 J	0.25		5.4	PG/G
	OT29-SO-J09B2-04-0405	SOIL	N	2,3,4,6,7,8-HxCDF	5.2 J	0.91		5.4	PG/G
	OT29-SO-J09B2-04-0405	SOIL	N	2,3,4,7,8-PeCDF	2.7 J	0.26		5.4	PG/G
	OT29-SO-J09B2-04-0405	SOIL	N	2,3,7,8-TCDD	0.038 U	0.038		1.1	PG/G
	OT29-SO-J09B2-04-0405	SOIL	N	2,3,7,8-TCDF	1.3	0.13		1.1	PG/G
	OT29-SO-J09B2-04-0405	SOIL	N	OCDD	18 U	0.22		11	PG/G
	OT29-SO-J09B2-04-0405	SOIL	N	OCDF	940	5.6		11	PG/G
	OT29-SO-J09B2-04-0405	SOIL	N	Total HpCDD	5.5 U	0.12		5.4	PG/G
	OT29-SO-J09B2-04-0405	SOIL	N	Total HpCDF	280	1.6		5.4	PG/G
	OT29-SO-J09B2-04-0405	SOIL	N	Total HxCDD	2.2 J	0.056		5.4	PG/G

Table 3. Summary of Analytical Results for Discrete Soil Samples for the Open Detonation Unit, Kirtland Air Force Base, December 2015

Method	Sample ID	Matrix	QA/QC Type	Analyte	Result*	DL	LOD	LOQ	Units
SW8290									
	OT29-SO-J09B2-04-0405	SOIL	N	Total HxCDF	97	0.91		5.4	PG/G
	OT29-SO-J09B2-04-0405	SOIL	N	Total PeCDD	0.37 J	0.074		5.4	PG/G
	OT29-SO-J09B2-04-0405	SOIL	N	Total PeCDF	36 J	0.25		5.4	PG/G
	OT29-SO-J09B2-04-0405	SOIL	N	Total TCDD	0.083 J	0.038		1.1	PG/G
	OT29-SO-J09B2-04-0405	SOIL	N	Total TCDF	16 J	0.085		1.1	PG/G
	OT29-SO-J09B2-04-0910	SOIL	N	1,2,3,4,6,7,8-HpCDD	0.039 U	0.039		5.1	PG/G
	OT29-SO-J09B2-04-0910	SOIL	N	1,2,3,4,6,7,8-HpCDF	0.32 U	0.065		5.1	PG/G
	OT29-SO-J09B2-04-0910	SOIL	N	1,2,3,4,7,8,9-HpCDF	0.084 U	0.084		5.1	PG/G
	OT29-SO-J09B2-04-0910	SOIL	N	1,2,3,4,7,8-HxCDD	0.05 U	0.05		5.1	PG/G
	OT29-SO-J09B2-04-0910	SOIL	N	1,2,3,4,7,8-HxCDF	0.2 J	0.074		5.1	PG/G
	OT29-SO-J09B2-04-0910	SOIL	N	1,2,3,6,7,8-HxCDD	0.047 U	0.047		5.1	PG/G
	OT29-SO-J09B2-04-0910	SOIL	N	1,2,3,6,7,8-HxCDF	0.066 U	0.066		5.1	PG/G
	OT29-SO-J09B2-04-0910	SOIL	N	1,2,3,7,8,9-HxCDD	0.039 U	0.039		5.1	PG/G
	OT29-SO-J09B2-04-0910	SOIL	N	1,2,3,7,8,9-HxCDF	0.076 U	0.076		5.1	PG/G
	OT29-SO-J09B2-04-0910	SOIL	N	1,2,3,7,8-PeCDD	0.059 U	0.059		5.1	PG/G
	OT29-SO-J09B2-04-0910	SOIL	N	1,2,3,7,8-PeCDF	0.083 U	0.083		5.1	PG/G
	OT29-SO-J09B2-04-0910	SOIL	N	2,3,4,6,7,8-HxCDF	0.072 U	0.072		5.1	PG/G
	OT29-SO-J09B2-04-0910	SOIL	N	2,3,4,7,8-PeCDF	0.087 U	0.087		5.1	PG/G
	OT29-SO-J09B2-04-0910	SOIL	N	2,3,7,8-TCDD	0.032 U	0.032		1	PG/G
	OT29-SO-J09B2-04-0910	SOIL	N	2,3,7,8-TCDF	0.034 U	0.034		1	PG/G
	OT29-SO-J09B2-04-0910	SOIL	N	OCDD	0.24 U	0.064		10	PG/G
	OT29-SO-J09B2-04-0910	SOIL	N	OCDF	0.91 U	0.058		10	PG/G
	OT29-SO-J09B2-04-0910	SOIL	N	Total HpCDD	0.08 U	0.039		5.1	PG/G

Table 3. Summary of Analytical Results for Discrete Soil Samples for the Open Detonation Unit, Kirtland Air Force Base, December 2015

Method	Sample ID	Matrix	QA/QC Type	Analyte	Result*	DL	LOD	LOQ	Units
SW8290									
	OT29-SO-J09B2-04-0910	SOIL	N	Total HpCDF	0.32 U	0.074		5.1	PG/G
	OT29-SO-J09B2-04-0910	SOIL	N	Total HxCDD	0.05 U	0.05		5.1	PG/G
	OT29-SO-J09B2-04-0910	SOIL	N	Total HxCDF	0.2 U	0.072		5.1	PG/G
	OT29-SO-J09B2-04-0910	SOIL	N	Total PeCDD	0.073 J	0.059		5.1	PG/G
	OT29-SO-J09B2-04-0910	SOIL	N	Total PeCDF	0.087 U	0.087		5.1	PG/G
	OT29-SO-J09B2-04-0910	SOIL	N	Total TCDD	0.032 U	0.032		1	PG/G
	OT29-SO-J09B2-04-0910	SOIL	N	Total TCDF	0.034 U	0.034		1	PG/G
	OT29-SO-J09B2-04-1415	SOIL	N	1,2,3,4,6,7,8-HpCDD	0.055 U	0.03		5.1	PG/G
	OT29-SO-J09B2-04-1415	SOIL	N	1,2,3,4,6,7,8-HpCDF	0.67 U	0.086		5.1	PG/G
	OT29-SO-J09B2-04-1415	SOIL	N	1,2,3,4,7,8,9-HpCDF	0.11 U	0.11		5.1	PG/G
	OT29-SO-J09B2-04-1415	SOIL	N	1,2,3,4,7,8-HxCDD	0.049 U	0.049		5.1	PG/G
	OT29-SO-J09B2-04-1415	SOIL	N	1,2,3,4,7,8-HxCDF	0.14 U	0.14		5.1	PG/G
	OT29-SO-J09B2-04-1415	SOIL	N	1,2,3,6,7,8-HxCDD	0.046 U	0.046		5.1	PG/G
	OT29-SO-J09B2-04-1415	SOIL	N	1,2,3,6,7,8-HxCDF	0.084 U	0.084		5.1	PG/G
	OT29-SO-J09B2-04-1415	SOIL	N	1,2,3,7,8,9-HxCDD	0.038 U	0.038		5.1	PG/G
	OT29-SO-J09B2-04-1415	SOIL	N	1,2,3,7,8,9-HxCDF	0.097 U	0.097		5.1	PG/G
	OT29-SO-J09B2-04-1415	SOIL	N	1,2,3,7,8-PeCDD	0.06 U	0.06		5.1	PG/G
	OT29-SO-J09B2-04-1415	SOIL	N	1,2,3,7,8-PeCDF	0.072 U	0.072		5.1	PG/G
	OT29-SO-J09B2-04-1415	SOIL	N	2,3,4,6,7,8-HxCDF	0.092 U	0.092		5.1	PG/G
	OT29-SO-J09B2-04-1415	SOIL	N	2,3,4,7,8-PeCDF	0.076 U	0.076		5.1	PG/G
	OT29-SO-J09B2-04-1415	SOIL	N	2,3,7,8-TCDD	0.033 U	0.033		1	PG/G
	OT29-SO-J09B2-04-1415	SOIL	N	2,3,7,8-TCDF	0.041 U	0.041		1	PG/G
	OT29-SO-J09B2-04-1415	SOIL	N	OCDD	0.32 U	0.05		10	PG/G

Table 3. Summary of Analytical Results for Discrete Soil Samples for the Open Detonation Unit, Kirtland Air Force Base, December 2015

Method	Sample ID	Matrix	QA/QC Type	Analyte	Result*	DL	LOD	LOQ	Units
SW8290									
	OT29-SO-J09B2-04-1415	SOIL	N	OCDF	3.3 U	0.1		10	PG/G
	OT29-SO-J09B2-04-1415	SOIL	N	Total HpCDD	0.19 U	0.03		5.1	PG/G
	OT29-SO-J09B2-04-1415	SOIL	N	Total HpCDF	0.67 U	0.098		5.1	PG/G
	OT29-SO-J09B2-04-1415	SOIL	N	Total HxCDD	0.049 U	0.049		5.1	PG/G
	OT29-SO-J09B2-04-1415	SOIL	N	Total HxCDF	0.14 U	0.14		5.1	PG/G
	OT29-SO-J09B2-04-1415	SOIL	N	Total PeCDD	0.12 J	0.06		5.1	PG/G
	OT29-SO-J09B2-04-1415	SOIL	N	Total PeCDF	0.076 U	0.076		5.1	PG/G
	OT29-SO-J09B2-04-1415	SOIL	N	Total TCDD	0.033 U	0.033		1	PG/G
	OT29-SO-J09B2-04-1415	SOIL	N	Total TCDF	0.041 U	0.041		1	PG/G
	OT29-SO-J09B2-06-0001	SOIL	N	1,2,3,4,6,7,8-HpCDD	7.2	0.15		5.4	PG/G
	OT29-SO-J09B2-06-0001	SOIL	N	1,2,3,4,6,7,8-HpCDF	1 U	0.065		5.4	PG/G
	OT29-SO-J09B2-06-0001	SOIL	N	1,2,3,4,7,8,9-HpCDF	0.083 U	0.083		5.4	PG/G
	OT29-SO-J09B2-06-0001	SOIL	N	1,2,3,4,7,8-HxCDD	0.12 J	0.043		5.4	PG/G
	OT29-SO-J09B2-06-0001	SOIL	N	1,2,3,4,7,8-HxCDF	0.25 J	0.037		5.4	PG/G
	OT29-SO-J09B2-06-0001	SOIL	N	1,2,3,6,7,8-HxCDD	0.27 J	0.04		5.4	PG/G
	OT29-SO-J09B2-06-0001	SOIL	N	1,2,3,6,7,8-HxCDF	0.11 U	0.033		5.4	PG/G
	OT29-SO-J09B2-06-0001	SOIL	N	1,2,3,7,8,9-HxCDD	0.16 J	0.034		5.4	PG/G
	OT29-SO-J09B2-06-0001	SOIL	N	1,2,3,7,8,9-HxCDF	0.063 U	0.038		5.4	PG/G
	OT29-SO-J09B2-06-0001	SOIL	N	1,2,3,7,8-PeCDD	0.062 U	0.062		5.4	PG/G
	OT29-SO-J09B2-06-0001	SOIL	N	1,2,3,7,8-PeCDF	0.07 U	0.07		5.4	PG/G
	OT29-SO-J09B2-06-0001	SOIL	N	2,3,4,6,7,8-HxCDF	0.087 U	0.036		5.4	PG/G
	OT29-SO-J09B2-06-0001	SOIL	N	2,3,4,7,8-PeCDF	0.074 U	0.074		5.4	PG/G
	OT29-SO-J09B2-06-0001	SOIL	N	2,3,7,8-TCDD	0.066 J	0.028		1.1	PG/G

Table 3. Summary of Analytical Results for Discrete Soil Samples for the Open Detonation Unit, Kirtland Air Force Base, December 2015

Method	Sample ID	Matrix	QA/QC Type	Analyte	Result*	DL	LOD	LOQ	Units
SW8290									
	OT29-SO-J09B2-06-0001	SOIL	N	2,3,7,8-TCDF	0.12 J	0.094		1.1	PG/G
	OT29-SO-J09B2-06-0001	SOIL	N	OCDD	71	0.56		11	PG/G
	OT29-SO-J09B2-06-0001	SOIL	N	OCDF	3.3 U	0.068		11	PG/G
	OT29-SO-J09B2-06-0001	SOIL	N	Total HpCDD	13	0.15		5.4	PG/G
	OT29-SO-J09B2-06-0001	SOIL	N	Total HpCDF	2.9 U	0.074		5.4	PG/G
	OT29-SO-J09B2-06-0001	SOIL	N	Total HxCDD	1.4 J	0.039		5.4	PG/G
	OT29-SO-J09B2-06-0001	SOIL	N	Total HxCDF	1.5 U	0.036		5.4	PG/G
	OT29-SO-J09B2-06-0001	SOIL	N	Total PeCDD	0.062 U	0.062		5.4	PG/G
	OT29-SO-J09B2-06-0001	SOIL	N	Total PeCDF	0.22 J	0.072		5.4	PG/G
	OT29-SO-J09B2-06-0001	SOIL	N	Total TCDD	0.14 J	0.028		1.1	PG/G
	OT29-SO-J09B2-06-0001	SOIL	N	Total TCDF	0.96 J	0.046		1.1	PG/G
	OT29-SO-J09B2-06-0405	SOIL	N	1,2,3,4,6,7,8-HpCDD	0.81 U	0.051		5.3	PG/G
	OT29-SO-J09B2-06-0405	SOIL	N	1,2,3,4,6,7,8-HpCDF	0.26 U	0.054		5.3	PG/G
	OT29-SO-J09B2-06-0405	SOIL	N	1,2,3,4,7,8,9-HpCDF	0.069 U	0.069		5.3	PG/G
	OT29-SO-J09B2-06-0405	SOIL	N	1,2,3,4,7,8-HxCDD	0.041 U	0.041		5.3	PG/G
	OT29-SO-J09B2-06-0405	SOIL	N	1,2,3,4,7,8-HxCDF	0.048 U	0.048		5.3	PG/G
	OT29-SO-J09B2-06-0405	SOIL	N	1,2,3,6,7,8-HxCDD	0.038 U	0.038		5.3	PG/G
	OT29-SO-J09B2-06-0405	SOIL	N	1,2,3,6,7,8-HxCDF	0.043 U	0.043		5.3	PG/G
	OT29-SO-J09B2-06-0405	SOIL	N	1,2,3,7,8,9-HxCDD	0.032 U	0.032		5.3	PG/G
	OT29-SO-J09B2-06-0405	SOIL	N	1,2,3,7,8,9-HxCDF	0.049 U	0.049		5.3	PG/G
	OT29-SO-J09B2-06-0405	SOIL	N	1,2,3,7,8-PeCDD	0.063 U	0.063		5.3	PG/G
	OT29-SO-J09B2-06-0405	SOIL	N	1,2,3,7,8-PeCDF	0.081 U	0.081		5.3	PG/G
	OT29-SO-J09B2-06-0405	SOIL	N	2,3,4,6,7,8-HxCDF	0.047 U	0.047		5.3	PG/G

Table 3. Summary of Analytical Results for Discrete Soil Samples for the Open Detonation Unit, Kirtland Air Force Base, December 2015

Method	Sample ID	Matrix	QA/QC Type	Analyte	Result*	DL	LOD	LOQ	Units
SW8290									
	OT29-SO-J09B2-06-0405	SOIL	N	2,3,4,7,8-PeCDF	0.084 U	0.084		5.3	PG/G
	OT29-SO-J09B2-06-0405	SOIL	N	2,3,7,8-TCDD	0.031 U	0.031		1.1	PG/G
	OT29-SO-J09B2-06-0405	SOIL	N	2,3,7,8-TCDF	0.13 U	0.13		1.1	PG/G
	OT29-SO-J09B2-06-0405	SOIL	N	OCDD	7.3 U	0.12		11	PG/G
	OT29-SO-J09B2-06-0405	SOIL	N	OCDF	0.89 U	0.064		11	PG/G
	OT29-SO-J09B2-06-0405	SOIL	N	Total HpCDD	1.5 U	0.051		5.3	PG/G
	OT29-SO-J09B2-06-0405	SOIL	N	Total HpCDF	0.52 U	0.062		5.3	PG/G
	OT29-SO-J09B2-06-0405	SOIL	N	Total HxCDD	0.067 J	0.037		5.3	PG/G
	OT29-SO-J09B2-06-0405	SOIL	N	Total HxCDF	0.049 U	0.049		5.3	PG/G
	OT29-SO-J09B2-06-0405	SOIL	N	Total PeCDD	0.063 U	0.063		5.3	PG/G
	OT29-SO-J09B2-06-0405	SOIL	N	Total PeCDF	0.15 J	0.083		5.3	PG/G
	OT29-SO-J09B2-06-0405	SOIL	N	Total TCDD	0.031 U	0.031		1.1	PG/G
	OT29-SO-J09B2-06-0405	SOIL	N	Total TCDF	0.16 J	0.045		1.1	PG/G
	OT29-SO-J09B2-06-0910	SOIL	N	1,2,3,4,6,7,8-HpCDD	6.6	0.089		5.3	PG/G
	OT29-SO-J09B2-06-0910	SOIL	N	1,2,3,4,6,7,8-HpCDF	1.3 U	0.054		5.3	PG/G
	OT29-SO-J09B2-06-0910	SOIL	N	1,2,3,4,7,8,9-HpCDF	0.24 J	0.069		5.3	PG/G
	OT29-SO-J09B2-06-0910	SOIL	N	1,2,3,4,7,8-HxCDD	0.055 J	0.035		5.3	PG/G
	OT29-SO-J09B2-06-0910	SOIL	N	1,2,3,4,7,8-HxCDF	0.35 J	0.046		5.3	PG/G
	OT29-SO-J09B2-06-0910	SOIL	N	1,2,3,6,7,8-HxCDD	0.25 J	0.034		5.3	PG/G
	OT29-SO-J09B2-06-0910	SOIL	N	1,2,3,6,7,8-HxCDF	0.14 U	0.042		5.3	PG/G
	OT29-SO-J09B2-06-0910	SOIL	N	1,2,3,7,8,9-HxCDD	0.24 J	0.03		5.3	PG/G
	OT29-SO-J09B2-06-0910	SOIL	N	1,2,3,7,8,9-HxCDF	0.047 U	0.047		5.3	PG/G
	OT29-SO-J09B2-06-0910	SOIL	N	1,2,3,7,8-PeCDD	0.058 U	0.058		5.3	PG/G

Table 3. Summary of Analytical Results for Discrete Soil Samples for the Open Detonation Unit, Kirtland Air Force Base, December 2015

Method	Sample ID	Matrix	QA/QC Type	Analyte	Result*	DL	LOD	LOQ	Units
SW8290									
	OT29-SO-J09B2-06-0910	SOIL	N	1,2,3,7,8-PeCDF	0.19 J	0.045		5.3	PG/G
	OT29-SO-J09B2-06-0910	SOIL	N	2,3,4,6,7,8-HxCDF	0.095 U	0.045		5.3	PG/G
	OT29-SO-J09B2-06-0910	SOIL	N	2,3,4,7,8-PeCDF	0.16 J	0.045		5.3	PG/G
	OT29-SO-J09B2-06-0910	SOIL	N	2,3,7,8-TCDD	0.038 U	0.038		1.1	PG/G
	OT29-SO-J09B2-06-0910	SOIL	N	2,3,7,8-TCDF	0.3 U	0.3		1.1	PG/G
	OT29-SO-J09B2-06-0910	SOIL	N	OCDD	65	0.059		11	PG/G
	OT29-SO-J09B2-06-0910	SOIL	N	OCDF	5 U	0.054		11	PG/G
	OT29-SO-J09B2-06-0910	SOIL	N	Total HpCDD	11	0.089		5.3	PG/G
	OT29-SO-J09B2-06-0910	SOIL	N	Total HpCDF	3.4 U	0.061		5.3	PG/G
	OT29-SO-J09B2-06-0910	SOIL	N	Total HxCDD	1.4 J	0.033		5.3	PG/G
	OT29-SO-J09B2-06-0910	SOIL	N	Total HxCDF	1.5 U	0.045		5.3	PG/G
	OT29-SO-J09B2-06-0910	SOIL	N	Total PeCDD	0.058 U	0.058		5.3	PG/G
	OT29-SO-J09B2-06-0910	SOIL	N	Total PeCDF	0.97 J	0.045		5.3	PG/G
	OT29-SO-J09B2-06-0910	SOIL	N	Total TCDD	0.25 J	0.038		1.1	PG/G
	OT29-SO-J09B2-06-0910	SOIL	N	Total TCDF	2.1 J	0.038		1.1	PG/G
	OT29-SO-J09B2-06-1415	SOIL	N	1,2,3,4,6,7,8-HpCDD	0.093 U	0.021		5.4	PG/G
	OT29-SO-J09B2-06-1415	SOIL	N	1,2,3,4,6,7,8-HpCDF	0.1 U	0.03		5.4	PG/G
	OT29-SO-J09B2-06-1415	SOIL	N	1,2,3,4,7,8,9-HpCDF	0.039 U	0.039		5.4	PG/G
	OT29-SO-J09B2-06-1415	SOIL	N	1,2,3,4,7,8-HxCDD	0.029 U	0.029		5.4	PG/G
	OT29-SO-J09B2-06-1415	SOIL	N	1,2,3,4,7,8-HxCDF	0.026 U	0.026		5.4	PG/G
	OT29-SO-J09B2-06-1415	SOIL	N	1,2,3,6,7,8-HxCDD	0.029 U	0.029		5.4	PG/G
	OT29-SO-J09B2-06-1415	SOIL	N	1,2,3,6,7,8-HxCDF	0.024 U	0.024		5.4	PG/G
	OT29-SO-J09B2-06-1415	SOIL	N	1,2,3,7,8,9-HxCDD	0.025 U	0.025		5.4	PG/G

Table 3. Summary of Analytical Results for Discrete Soil Samples for the Open Detonation Unit, Kirtland Air Force Base, December 2015

Method	Sample ID	Matrix	QA/QC Type	Analyte	Result*	DL	LOD	LOQ	Units
SW8290									
	OT29-SO-J09B2-06-1415	SOIL	N	1,2,3,7,8,9-HxCDF	0.027 U	0.027		5.4	PG/G
	OT29-SO-J09B2-06-1415	SOIL	N	1,2,3,7,8-PeCDD	0.05 U	0.05		5.4	PG/G
	OT29-SO-J09B2-06-1415	SOIL	N	1,2,3,7,8-PeCDF	0.029 U	0.029		5.4	PG/G
	OT29-SO-J09B2-06-1415	SOIL	N	2,3,4,6,7,8-HxCDF	0.026 U	0.026		5.4	PG/G
	OT29-SO-J09B2-06-1415	SOIL	N	2,3,4,7,8-PeCDF	0.03 U	0.03		5.4	PG/G
	OT29-SO-J09B2-06-1415	SOIL	N	2,3,7,8-TCDD	0.037 U	0.037		1.1	PG/G
	OT29-SO-J09B2-06-1415	SOIL	N	2,3,7,8-TCDF	0.026 U	0.026		1.1	PG/G
	OT29-SO-J09B2-06-1415	SOIL	N	OCDD	0.82 U	0.03		11	PG/G
	OT29-SO-J09B2-06-1415	SOIL	N	OCDF	1.5 U	0.05		11	PG/G
	OT29-SO-J09B2-06-1415	SOIL	N	Total HpCDD	0.21 U	0.021		5.4	PG/G
	OT29-SO-J09B2-06-1415	SOIL	N	Total HpCDF	0.1 U	0.035		5.4	PG/G
	OT29-SO-J09B2-06-1415	SOIL	N	Total HxCDD	0.029 U	0.029		5.4	PG/G
	OT29-SO-J09B2-06-1415	SOIL	N	Total HxCDF	0.027 U	0.027		5.4	PG/G
	OT29-SO-J09B2-06-1415	SOIL	N	Total PeCDD	0.05 U	0.05		5.4	PG/G
	OT29-SO-J09B2-06-1415	SOIL	N	Total PeCDF	0.03 U	0.03		5.4	PG/G
	OT29-SO-J09B2-06-1415	SOIL	N	Total TCDD	0.24 J	0.037		1.1	PG/G
	OT29-SO-J09B2-06-1415	SOIL	N	Total TCDF	0.026 U	0.026		1.1	PG/G
	OT29-SO-J09B2-08-0001	SOIL	N	1,2,3,4,6,7,8-HpCDD	6.4	0.076		5.3	PG/G
	OT29-SO-J09B2-08-0001	SOIL	N	1,2,3,4,6,7,8-HpCDF	4 J	0.066		5.3	PG/G
	OT29-SO-J09B2-08-0001	SOIL	N	1,2,3,4,7,8,9-HpCDF	0.32 J	0.084		5.3	PG/G
	OT29-SO-J09B2-08-0001	SOIL	N	1,2,3,4,7,8-HxCDD	0.1 J	0.028		5.3	PG/G
	OT29-SO-J09B2-08-0001	SOIL	N	1,2,3,4,7,8-HxCDF	0.71 J	0.033		5.3	PG/G
	OT29-SO-J09B2-08-0001	SOIL	N	1,2,3,6,7,8-HxCDD	0.27 J	0.028		5.3	PG/G

Table 3. Summary of Analytical Results for Discrete Soil Samples for the Open Detonation Unit, Kirtland Air Force Base, December 2015

Method	Sample ID	Matrix	QA/QC Type	Analyte	Result*	DL	LOD	LOQ	Units
SW8290									
	OT29-SO-J09B2-08-0001	SOIL	N	1,2,3,6,7,8-HxCDF	0.19 U	0.03		5.3	PG/G
	OT29-SO-J09B2-08-0001	SOIL	N	1,2,3,7,8,9-HxCDD	0.22 U	0.024		5.3	PG/G
	OT29-SO-J09B2-08-0001	SOIL	N	1,2,3,7,8,9-HxCDF	0.057 U	0.033		5.3	PG/G
	OT29-SO-J09B2-08-0001	SOIL	N	1,2,3,7,8-PeCDD	0.038 U	0.038		5.3	PG/G
	OT29-SO-J09B2-08-0001	SOIL	N	1,2,3,7,8-PeCDF	0.11 J	0.037		5.3	PG/G
	OT29-SO-J09B2-08-0001	SOIL	N	2,3,4,6,7,8-HxCDF	0.16 U	0.032		5.3	PG/G
	OT29-SO-J09B2-08-0001	SOIL	N	2,3,4,7,8-PeCDF	0.14 J	0.038		5.3	PG/G
	OT29-SO-J09B2-08-0001	SOIL	N	2,3,7,8-TCDD	0.024 U	0.024		1.1	PG/G
	OT29-SO-J09B2-08-0001	SOIL	N	2,3,7,8-TCDF	0.18 J	0.13		1.1	PG/G
	OT29-SO-J09B2-08-0001	SOIL	N	OCDD	64	0.055		11	PG/G
	OT29-SO-J09B2-08-0001	SOIL	N	OCDF	10 U	0.04		11	PG/G
	OT29-SO-J09B2-08-0001	SOIL	N	Total HpCDD	11	0.076		5.3	PG/G
	OT29-SO-J09B2-08-0001	SOIL	N	Total HpCDF	6.3	0.075		5.3	PG/G
	OT29-SO-J09B2-08-0001	SOIL	N	Total HxCDD	1.6 J	0.027		5.3	PG/G
	OT29-SO-J09B2-08-0001	SOIL	N	Total HxCDF	2.1 U	0.032		5.3	PG/G
	OT29-SO-J09B2-08-0001	SOIL	N	Total PeCDD	0.097 J	0.038		5.3	PG/G
	OT29-SO-J09B2-08-0001	SOIL	N	Total PeCDF	0.71 J	0.038		5.3	PG/G
	OT29-SO-J09B2-08-0001	SOIL	N	Total TCDD	0.024 U	0.024		1.1	PG/G
	OT29-SO-J09B2-08-0001	SOIL	N	Total TCDF	1.2 J	0.03		1.1	PG/G
	OT29-SO-J09B2-08-0405	SOIL	N	1,2,3,4,6,7,8-HpCDD	7.7	0.079		5	PG/G
	OT29-SO-J09B2-08-0405	SOIL	N	1,2,3,4,6,7,8-HpCDF	1.7 U	0.053		5	PG/G
	OT29-SO-J09B2-08-0405	SOIL	N	1,2,3,4,7,8,9-HpCDF	0.27 J	0.067		5	PG/G
	OT29-SO-J09B2-08-0405	SOIL	N	1,2,3,4,7,8-HxCDD	0.075 J	0.026		5	PG/G

Table 3. Summary of Analytical Results for Discrete Soil Samples for the Open Detonation Unit, Kirtland Air Force Base, December 2015

Method	Sample ID	Matrix	QA/QC Type	Analyte	Result*	DL	LOD	LOQ	Units
SW8290									
	OT29-SO-J09B2-08-0405	SOIL	N	1,2,3,4,7,8-HxCDF	0.31 J	0.025		5	PG/G
	OT29-SO-J09B2-08-0405	SOIL	N	1,2,3,6,7,8-HxCDD	0.3 J	0.025		5	PG/G
	OT29-SO-J09B2-08-0405	SOIL	N	1,2,3,6,7,8-HxCDF	0.11 U	0.023		5	PG/G
	OT29-SO-J09B2-08-0405	SOIL	N	1,2,3,7,8,9-HxCDD	0.18 U	0.022		5	PG/G
	OT29-SO-J09B2-08-0405	SOIL	N	1,2,3,7,8,9-HxCDF	0.026 U	0.026		5	PG/G
	OT29-SO-J09B2-08-0405	SOIL	N	1,2,3,7,8-PeCDD	0.038 U	0.038		5	PG/G
	OT29-SO-J09B2-08-0405	SOIL	N	1,2,3,7,8-PeCDF	0.059 U	0.059		5	PG/G
	OT29-SO-J09B2-08-0405	SOIL	N	2,3,4,6,7,8-HxCDF	0.063 U	0.025		5	PG/G
	OT29-SO-J09B2-08-0405	SOIL	N	2,3,4,7,8-PeCDF	0.091 J	0.029		5	PG/G
	OT29-SO-J09B2-08-0405	SOIL	N	2,3,7,8-TCDD	0.027 U	0.027		1	PG/G
	OT29-SO-J09B2-08-0405	SOIL	N	2,3,7,8-TCDF	0.13 J	0.12		1	PG/G
	OT29-SO-J09B2-08-0405	SOIL	N	OCDD	99	0.069		10	PG/G
	OT29-SO-J09B2-08-0405	SOIL	N	OCDF	9.6 U	0.031		10	PG/G
	OT29-SO-J09B2-08-0405	SOIL	N	Total HpCDD	13	0.079		5	PG/G
	OT29-SO-J09B2-08-0405	SOIL	N	Total HpCDF	4.7 J	0.06		5	PG/G
	OT29-SO-J09B2-08-0405	SOIL	N	Total HxCDD	1.7 J	0.025		5	PG/G
	OT29-SO-J09B2-08-0405	SOIL	N	Total HxCDF	1.6 U	0.025		5	PG/G
	OT29-SO-J09B2-08-0405	SOIL	N	Total PeCDD	0.079 J	0.038		5	PG/G
	OT29-SO-J09B2-08-0405	SOIL	N	Total PeCDF	0.6 J	0.044		5	PG/G
	OT29-SO-J09B2-08-0405	SOIL	N	Total TCDD	0.027 U	0.027		1	PG/G
	OT29-SO-J09B2-08-0405	SOIL	N	Total TCDF	0.84 J	0.022		1	PG/G
	OT29-SO-J09B2-08-0910	SOIL	N	1,2,3,4,6,7,8-HpCDD	1.7 U	0.038		5.5	PG/G
	OT29-SO-J09B2-08-0910	SOIL	N	1,2,3,4,6,7,8-HpCDF	1.4 U	0.032		5.5	PG/G

Table 3. Summary of Analytical Results for Discrete Soil Samples for the Open Detonation Unit, Kirtland Air Force Base, December 2015

Method	Sample ID	Matrix	QA/QC Type	Analyte	Result*	DL	LOD	LOQ	Units
SW8290									
	OT29-SO-J09B2-08-0910	SOIL	N	1,2,3,4,7,8,9-HpCDF	0.41 J	0.042		5.5	PG/G
	OT29-SO-J09B2-08-0910	SOIL	N	1,2,3,4,7,8-HxCDD	0.045 J	0.029		5.5	PG/G
	OT29-SO-J09B2-08-0910	SOIL	N	1,2,3,4,7,8-HxCDF	0.61 J	0.042		5.5	PG/G
	OT29-SO-J09B2-08-0910	SOIL	N	1,2,3,6,7,8-HxCDD	0.1 J	0.028		5.5	PG/G
	OT29-SO-J09B2-08-0910	SOIL	N	1,2,3,6,7,8-HxCDF	0.35 U	0.038		5.5	PG/G
	OT29-SO-J09B2-08-0910	SOIL	N	1,2,3,7,8,9-HxCDD	0.13 U	0.024		5.5	PG/G
	OT29-SO-J09B2-08-0910	SOIL	N	1,2,3,7,8,9-HxCDF	0.043 U	0.043		5.5	PG/G
	OT29-SO-J09B2-08-0910	SOIL	N	1,2,3,7,8-PeCDD	0.048 U	0.048		5.5	PG/G
	OT29-SO-J09B2-08-0910	SOIL	N	1,2,3,7,8-PeCDF	0.038 U	0.038		5.5	PG/G
	OT29-SO-J09B2-08-0910	SOIL	N	2,3,4,6,7,8-HxCDF	0.36 U	0.041		5.5	PG/G
	OT29-SO-J09B2-08-0910	SOIL	N	2,3,4,7,8-PeCDF	0.38 J	0.039		5.5	PG/G
	OT29-SO-J09B2-08-0910	SOIL	N	2,3,7,8-TCDD	0.03 U	0.03		1.1	PG/G
	OT29-SO-J09B2-08-0910	SOIL	N	2,3,7,8-TCDF	0.2 J	0.15		1.1	PG/G
	OT29-SO-J09B2-08-0910	SOIL	N	OCDD	17 U	0.041		11	PG/G
	OT29-SO-J09B2-08-0910	SOIL	N	OCDF	4.7 U	0.044		11	PG/G
	OT29-SO-J09B2-08-0910	SOIL	N	Total HpCDD	3 U	0.038		5.5	PG/G
	OT29-SO-J09B2-08-0910	SOIL	N	Total HpCDF	3.2 U	0.037		5.5	PG/G
	OT29-SO-J09B2-08-0910	SOIL	N	Total HxCDD	0.88 J	0.027		5.5	PG/G
	OT29-SO-J09B2-08-0910	SOIL	N	Total HxCDF	2.5 U	0.041		5.5	PG/G
	OT29-SO-J09B2-08-0910	SOIL	N	Total PeCDD	0.11 J	0.048		5.5	PG/G
	OT29-SO-J09B2-08-0910	SOIL	N	Total PeCDF	2.8 J	0.039		5.5	PG/G
	OT29-SO-J09B2-08-0910	SOIL	N	Total TCDD	0.17 J	0.03		1.1	PG/G
	OT29-SO-J09B2-08-0910	SOIL	N	Total TCDF	3.2 J	0.026		1.1	PG/G

Table 3. Summary of Analytical Results for Discrete Soil Samples for the Open Detonation Unit, Kirtland Air Force Base, December 2015

Method	Sample ID	Matrix	QA/QC Type	Analyte	Result*	DL	LOD	LOQ	Units
SW8290									
	OT29-SO-J09B2-08-1415	SOIL	N	1,2,3,4,6,7,8-HpCDD	0.083 U	0.011		5.3	PG/G
	OT29-SO-J09B2-08-1415	SOIL	N	1,2,3,4,6,7,8-HpCDF	0.41 U	0.029		5.3	PG/G
	OT29-SO-J09B2-08-1415	SOIL	N	1,2,3,4,7,8,9-HpCDF	0.037 U	0.037		5.3	PG/G
	OT29-SO-J09B2-08-1415	SOIL	N	1,2,3,4,7,8-HxCDD	0.022 U	0.022		5.3	PG/G
	OT29-SO-J09B2-08-1415	SOIL	N	1,2,3,4,7,8-HxCDF	0.29 J	0.02		5.3	PG/G
	OT29-SO-J09B2-08-1415	SOIL	N	1,2,3,6,7,8-HxCDD	0.022 U	0.022		5.3	PG/G
	OT29-SO-J09B2-08-1415	SOIL	N	1,2,3,6,7,8-HxCDF	0.042 U	0.018		5.3	PG/G
	OT29-SO-J09B2-08-1415	SOIL	N	1,2,3,7,8,9-HxCDD	0.019 U	0.019		5.3	PG/G
	OT29-SO-J09B2-08-1415	SOIL	N	1,2,3,7,8,9-HxCDF	0.02 U	0.02		5.3	PG/G
	OT29-SO-J09B2-08-1415	SOIL	N	1,2,3,7,8-PeCDD	0.032 U	0.032		5.3	PG/G
	OT29-SO-J09B2-08-1415	SOIL	N	1,2,3,7,8-PeCDF	0.023 U	0.023		5.3	PG/G
	OT29-SO-J09B2-08-1415	SOIL	N	2,3,4,6,7,8-HxCDF	0.019 U	0.019		5.3	PG/G
	OT29-SO-J09B2-08-1415	SOIL	N	2,3,4,7,8-PeCDF	0.035 J	0.023		5.3	PG/G
	OT29-SO-J09B2-08-1415	SOIL	N	2,3,7,8-TCDD	0.018 U	0.018		1.1	PG/G
	OT29-SO-J09B2-08-1415	SOIL	N	2,3,7,8-TCDF	0.12 U	0.12		1.1	PG/G
	OT29-SO-J09B2-08-1415	SOIL	N	OCDD	0.52 U	0.021		11	PG/G
	OT29-SO-J09B2-08-1415	SOIL	N	OCDF	1.2 U	0.03		11	PG/G
	OT29-SO-J09B2-08-1415	SOIL	N	Total HpCDD	0.21 U	0.011		5.3	PG/G
	OT29-SO-J09B2-08-1415	SOIL	N	Total HpCDF	0.41 U	0.033		5.3	PG/G
	OT29-SO-J09B2-08-1415	SOIL	N	Total HxCDD	0.022 U	0.022		5.3	PG/G
	OT29-SO-J09B2-08-1415	SOIL	N	Total HxCDF	0.33 U	0.019		5.3	PG/G
	OT29-SO-J09B2-08-1415	SOIL	N	Total PeCDD	0.032 U	0.032		5.3	PG/G
	OT29-SO-J09B2-08-1415	SOIL	N	Total PeCDF	0.035 J	0.023		5.3	PG/G

Table 3. Summary of Analytical Results for Discrete Soil Samples for the Open Detonation Unit, Kirtland Air Force Base, December 2015

Method	Sample ID	Matrix	QA/QC Type	Analyte	Result*	DL	LOD	LOQ	Units
SW8290									
	OT29-SO-J09B2-08-1415	SOIL	N	Total TCDD	0.018 U	0.018		1.1	PG/G
	OT29-SO-J09B2-08-1415	SOIL	N	Total TCDF	0.027 J	0.014		1.1	PG/G
	OT29-SO-JO9A1-17-0001	SOIL	N	1,2,3,4,6,7,8-HpCDD	35	0.26		5.3	PG/G
	OT29-SO-JO9A1-17-0001	SOIL	N	1,2,3,4,6,7,8-HpCDF	4.6 J	0.12		5.3	PG/G
	OT29-SO-JO9A1-17-0001	SOIL	N	1,2,3,4,7,8,9-HpCDF	0.77 J	0.15		5.3	PG/G
	OT29-SO-JO9A1-17-0001	SOIL	N	1,2,3,4,7,8-HxCDD	0.28 U	0.039		5.3	PG/G
	OT29-SO-JO9A1-17-0001	SOIL	N	1,2,3,4,7,8-HxCDF	0.54 J	0.05		5.3	PG/G
	OT29-SO-JO9A1-17-0001	SOIL	N	1,2,3,6,7,8-HxCDD	1 U	0.038		5.3	PG/G
	OT29-SO-JO9A1-17-0001	SOIL	N	1,2,3,6,7,8-HxCDF	0.22 J	0.046		5.3	PG/G
	OT29-SO-JO9A1-17-0001	SOIL	N	1,2,3,7,8,9-HxCDD	0.72 U	0.033		5.3	PG/G
	OT29-SO-JO9A1-17-0001	SOIL	N	1,2,3,7,8,9-HxCDF	0.085 J	0.051		5.3	PG/G
	OT29-SO-JO9A1-17-0001	SOIL	N	1,2,3,7,8-PeCDD	0.15 J	0.068		5.3	PG/G
	OT29-SO-JO9A1-17-0001	SOIL	N	1,2,3,7,8-PeCDF	0.054 U	0.054		5.3	PG/G
	OT29-SO-JO9A1-17-0001	SOIL	N	2,3,4,6,7,8-HxCDF	0.15 J	0.049		5.3	PG/G
	OT29-SO-JO9A1-17-0001	SOIL	N	2,3,4,7,8-PeCDF	0.15 J	0.055		5.3	PG/G
	OT29-SO-JO9A1-17-0001	SOIL	N	2,3,7,8-TCDD	0.043 U	0.043		1.1	PG/G
	OT29-SO-JO9A1-17-0001	SOIL	N	2,3,7,8-TCDF	0.23 J	0.1		1.1	PG/G
	OT29-SO-JO9A1-17-0001	SOIL	N	OCDD	270	0.17		11	PG/G
	OT29-SO-JO9A1-17-0001	SOIL	N	OCDF	20 U	0.055		11	PG/G
	OT29-SO-JO9A1-17-0001	SOIL	N	Total HpCDD	59	0.26		5.3	PG/G
	OT29-SO-JO9A1-17-0001	SOIL	N	Total HpCDF	17	0.13		5.3	PG/G
	OT29-SO-JO9A1-17-0001	SOIL	N	Total HxCDD	5.9 U	0.037		5.3	PG/G
	OT29-SO-JO9A1-17-0001	SOIL	N	Total HxCDF	4.5 J	0.049		5.3	PG/G

Table 3. Summary of Analytical Results for Discrete Soil Samples for the Open Detonation Unit, Kirtland Air Force Base, December 2015

Method	Sample ID	Matrix	QA/QC Type	Analyte	Result*	DL	LOD	LOQ	Units
SW8290									
	OT29-SO-JO9A1-17-0001	SOIL	N	Total PeCDD	0.41 J	0.068		5.3	PG/G
	OT29-SO-JO9A1-17-0001	SOIL	N	Total PeCDF	0.78 J	0.054		5.3	PG/G
	OT29-SO-JO9A1-17-0001	SOIL	N	Total TCDD	0.1 J	0.043		1.1	PG/G
	OT29-SO-JO9A1-17-0001	SOIL	N	Total TCDF	1.3 J	0.037		1.1	PG/G
	OT29-SO-JO9A1-17-1415	SOIL	N	1,2,3,4,6,7,8-HpCDD	0.096 U	0.019		5.1	PG/G
	OT29-SO-JO9A1-17-1415	SOIL	N	1,2,3,4,6,7,8-HpCDF	0.072 U	0.027		5.1	PG/G
	OT29-SO-JO9A1-17-1415	SOIL	N	1,2,3,4,7,8,9-HpCDF	0.035 U	0.035		5.1	PG/G
	OT29-SO-JO9A1-17-1415	SOIL	N	1,2,3,4,7,8-HxCDD	0.026 U	0.026		5.1	PG/G
	OT29-SO-JO9A1-17-1415	SOIL	N	1,2,3,4,7,8-HxCDF	0.028 U	0.028		5.1	PG/G
	OT29-SO-JO9A1-17-1415	SOIL	N	1,2,3,6,7,8-HxCDD	0.025 U	0.025		5.1	PG/G
	OT29-SO-JO9A1-17-1415	SOIL	N	1,2,3,6,7,8-HxCDF	0.025 U	0.025		5.1	PG/G
	OT29-SO-JO9A1-17-1415	SOIL	N	1,2,3,7,8,9-HxCDD	0.022 U	0.022		5.1	PG/G
	OT29-SO-JO9A1-17-1415	SOIL	N	1,2,3,7,8,9-HxCDF	0.028 U	0.028		5.1	PG/G
	OT29-SO-JO9A1-17-1415	SOIL	N	1,2,3,7,8-PeCDD	0.05 U	0.05		5.1	PG/G
	OT29-SO-JO9A1-17-1415	SOIL	N	1,2,3,7,8-PeCDF	0.035 U	0.035		5.1	PG/G
	OT29-SO-JO9A1-17-1415	SOIL	N	2,3,4,6,7,8-HxCDF	0.027 U	0.027		5.1	PG/G
	OT29-SO-JO9A1-17-1415	SOIL	N	2,3,4,7,8-PeCDF	0.036 U	0.036		5.1	PG/G
	OT29-SO-JO9A1-17-1415	SOIL	N	2,3,7,8-TCDD	0.041 U	0.041		1	PG/G
	OT29-SO-JO9A1-17-1415	SOIL	N	2,3,7,8-TCDF	0.026 U	0.026		1	PG/G
	OT29-SO-JO9A1-17-1415	SOIL	N	OCDD	0.67 U	0.023		10	PG/G
	OT29-SO-JO9A1-17-1415	SOIL	N	OCDF	0.76 U	0.042		10	PG/G
	OT29-SO-JO9A1-17-1415	SOIL	N	Total HpCDD	0.21 U	0.019		5.1	PG/G
	OT29-SO-JO9A1-17-1415	SOIL	N	Total HpCDF	0.072 U	0.031		5.1	PG/G

Table 3. Summary of Analytical Results for Discrete Soil Samples for the Open Detonation Unit, Kirtland Air Force Base, December 2015

Method	Sample ID	Matrix	QA/QC Type	Analyte	Result*	DL	LOD	LOQ	Units
SW8290									
	OT29-SO-JO9A1-17-1415	SOIL	N	Total HxCDD	0.026 U	0.026		5.1	PG/G
	OT29-SO-JO9A1-17-1415	SOIL	N	Total HxCDF	0.028 U	0.028		5.1	PG/G
	OT29-SO-JO9A1-17-1415	SOIL	N	Total PeCDD	0.05 U	0.05		5.1	PG/G
	OT29-SO-JO9A1-17-1415	SOIL	N	Total PeCDF	0.036 U	0.036		5.1	PG/G
	OT29-SO-JO9A1-17-1415	SOIL	N	Total TCDD	0.041 U	0.041		1	PG/G
	OT29-SO-JO9A1-17-1415	SOIL	N	Total TCDF	0.026 U	0.026		1	PG/G
	OT29-SO-JO9A1-19-0001	SOIL	N	1,2,3,4,6,7,8-HpCDD	7.8	0.083		5.4	PG/G
	OT29-SO-JO9A1-19-0001	SOIL	N	1,2,3,4,6,7,8-HpCDF	1.4 J	0.046		5.4	PG/G
	OT29-SO-JO9A1-19-0001	SOIL	N	1,2,3,4,7,8,9-HpCDF	0.25 U	0.059		5.4	PG/G
	OT29-SO-JO9A1-19-0001	SOIL	N	1,2,3,4,7,8-HxCDD	0.12 U	0.037		5.4	PG/G
	OT29-SO-JO9A1-19-0001	SOIL	N	1,2,3,4,7,8-HxCDF	0.27 J	0.043		5.4	PG/G
	OT29-SO-JO9A1-19-0001	SOIL	N	1,2,3,6,7,8-HxCDD	0.24 U	0.035		5.4	PG/G
	OT29-SO-JO9A1-19-0001	SOIL	N	1,2,3,6,7,8-HxCDF	0.15 J	0.039		5.4	PG/G
	OT29-SO-JO9A1-19-0001	SOIL	N	1,2,3,7,8,9-HxCDD	0.27 U	0.031		5.4	PG/G
	OT29-SO-JO9A1-19-0001	SOIL	N	1,2,3,7,8,9-HxCDF	0.064 J	0.044		5.4	PG/G
	OT29-SO-JO9A1-19-0001	SOIL	N	1,2,3,7,8-PeCDD	0.062 U	0.062		5.4	PG/G
	OT29-SO-JO9A1-19-0001	SOIL	N	1,2,3,7,8-PeCDF	0.12 J	0.046		5.4	PG/G
	OT29-SO-JO9A1-19-0001	SOIL	N	2,3,4,6,7,8-HxCDF	0.1 J	0.042		5.4	PG/G
	OT29-SO-JO9A1-19-0001	SOIL	N	2,3,4,7,8-PeCDF	0.046 U	0.046		5.4	PG/G
	OT29-SO-JO9A1-19-0001	SOIL	N	2,3,7,8-TCDD	0.049 U	0.049		1.1	PG/G
	OT29-SO-JO9A1-19-0001	SOIL	N	2,3,7,8-TCDF	0.13 J	0.094		1.1	PG/G
	OT29-SO-JO9A1-19-0001	SOIL	N	OCDD	72	0.058		11	PG/G
	OT29-SO-JO9A1-19-0001	SOIL	N	OCDF	5.5 U	0.059		11	PG/G

Table 3. Summary of Analytical Results for Discrete Soil Samples for the Open Detonation Unit, Kirtland Air Force Base, December 2015

Method	Sample ID	Matrix	QA/QC Type	Analyte	Result*	DL	LOD	LOQ	Units
SW8290									
	OT29-SO-JO9A1-19-0001	SOIL	N	Total HpCDD	13	0.083		5.4	PG/G
	OT29-SO-JO9A1-19-0001	SOIL	N	Total HpCDF	3.9 J	0.052		5.4	PG/G
	OT29-SO-JO9A1-19-0001	SOIL	N	Total HxCDD	1.4 U	0.034		5.4	PG/G
	OT29-SO-JO9A1-19-0001	SOIL	N	Total HxCDF	1.4 J	0.042		5.4	PG/G
	OT29-SO-JO9A1-19-0001	SOIL	N	Total PeCDD	0.062 U	0.062		5.4	PG/G
	OT29-SO-JO9A1-19-0001	SOIL	N	Total PeCDF	0.32 J	0.046		5.4	PG/G
	OT29-SO-JO9A1-19-0001	SOIL	N	Total TCDD	0.049 U	0.049		1.1	PG/G
	OT29-SO-JO9A1-19-0001	SOIL	N	Total TCDF	0.53 J	0.041		1.1	PG/G
	OT29-SO-JO9A1-19-1415	SOIL	N	1,2,3,4,6,7,8-HpCDD	0.092 U	0.022		5.1	PG/G
	OT29-SO-JO9A1-19-1415	SOIL	N	1,2,3,4,6,7,8-HpCDF	0.13 U	0.023		5.1	PG/G
	OT29-SO-JO9A1-19-1415	SOIL	N	1,2,3,4,7,8,9-HpCDF	0.029 U	0.029		5.1	PG/G
	OT29-SO-JO9A1-19-1415	SOIL	N	1,2,3,4,7,8-HxCDD	0.026 U	0.026		5.1	PG/G
	OT29-SO-JO9A1-19-1415	SOIL	N	1,2,3,4,7,8-HxCDF	0.025 U	0.025		5.1	PG/G
	OT29-SO-JO9A1-19-1415	SOIL	N	1,2,3,6,7,8-HxCDD	0.025 U	0.025		5.1	PG/G
	OT29-SO-JO9A1-19-1415	SOIL	N	1,2,3,6,7,8-HxCDF	0.023 U	0.023		5.1	PG/G
	OT29-SO-JO9A1-19-1415	SOIL	N	1,2,3,7,8,9-HxCDD	0.022 U	0.022		5.1	PG/G
	OT29-SO-JO9A1-19-1415	SOIL	N	1,2,3,7,8,9-HxCDF	0.025 U	0.025		5.1	PG/G
	OT29-SO-JO9A1-19-1415	SOIL	N	1,2,3,7,8-PeCDD	0.045 U	0.045		5.1	PG/G
	OT29-SO-JO9A1-19-1415	SOIL	N	1,2,3,7,8-PeCDF	0.034 U	0.034		5.1	PG/G
	OT29-SO-JO9A1-19-1415	SOIL	N	2,3,4,6,7,8-HxCDF	0.024 U	0.024		5.1	PG/G
	OT29-SO-JO9A1-19-1415	SOIL	N	2,3,4,7,8-PeCDF	0.034 U	0.034		5.1	PG/G
	OT29-SO-JO9A1-19-1415	SOIL	N	2,3,7,8-TCDD	0.038 U	0.038		1	PG/G
	OT29-SO-JO9A1-19-1415	SOIL	N	2,3,7,8-TCDF	0.035 U	0.035		1	PG/G

Table 3. Summary of Analytical Results for Discrete Soil Samples for the Open Detonation Unit, Kirtland Air Force Base, December 2015

Method	Sample ID	Matrix	QA/QC Type	Analyte	Result*	DL	LOD	LOQ	Units
SW8290									
	OT29-SO-JO9A1-19-1415	SOIL	N	OCDD	0.46 U	0.03		10	PG/G
	OT29-SO-JO9A1-19-1415	SOIL	N	OCDF	1.3 U	0.049		10	PG/G
	OT29-SO-JO9A1-19-1415	SOIL	N	Total HpCDD	0.17 U	0.022		5.1	PG/G
	OT29-SO-JO9A1-19-1415	SOIL	N	Total HpCDF	0.13 U	0.026		5.1	PG/G
	OT29-SO-JO9A1-19-1415	SOIL	N	Total HxCDD	0.026 U	0.026		5.1	PG/G
	OT29-SO-JO9A1-19-1415	SOIL	N	Total HxCDF	0.025 U	0.025		5.1	PG/G
	OT29-SO-JO9A1-19-1415	SOIL	N	Total PeCDD	0.045 U	0.045		5.1	PG/G
	OT29-SO-JO9A1-19-1415	SOIL	N	Total PeCDF	0.034 U	0.034		5.1	PG/G
	OT29-SO-JO9A1-19-1415	SOIL	N	Total TCDD	0.038 U	0.038		1	PG/G
	OT29-SO-JO9A1-19-1415	SOIL	N	Total TCDF	0.035 U	0.035		1	PG/G
	OT29-SO-JO9A1-21-0001	SOIL	N	1,2,3,4,6,7,8-HpCDD	0.97 U	0.038		5.7	PG/G
	OT29-SO-JO9A1-21-0001	SOIL	N	1,2,3,4,6,7,8-HpCDF	0.45 U	0.036		5.7	PG/G
	OT29-SO-JO9A1-21-0001	SOIL	N	1,2,3,4,7,8,9-HpCDF	0.16 U	0.046		5.7	PG/G
	OT29-SO-JO9A1-21-0001	SOIL	N	1,2,3,4,7,8-HxCDD	0.036 U	0.036		5.7	PG/G
	OT29-SO-JO9A1-21-0001	SOIL	N	1,2,3,4,7,8-HxCDF	0.067 J	0.038		5.7	PG/G
	OT29-SO-JO9A1-21-0001	SOIL	N	1,2,3,6,7,8-HxCDD	0.055 U	0.035		5.7	PG/G
	OT29-SO-JO9A1-21-0001	SOIL	N	1,2,3,6,7,8-HxCDF	0.041 J	0.034		5.7	PG/G
	OT29-SO-JO9A1-21-0001	SOIL	N	1,2,3,7,8,9-HxCDD	0.048 U	0.031		5.7	PG/G
	OT29-SO-JO9A1-21-0001	SOIL	N	1,2,3,7,8,9-HxCDF	0.038 U	0.038		5.7	PG/G
	OT29-SO-JO9A1-21-0001	SOIL	N	1,2,3,7,8-PeCDD	0.064 U	0.064		5.7	PG/G
	OT29-SO-JO9A1-21-0001	SOIL	N	1,2,3,7,8-PeCDF	0.04 U	0.04		5.7	PG/G
	OT29-SO-JO9A1-21-0001	SOIL	N	2,3,4,6,7,8-HxCDF	0.037 U	0.037		5.7	PG/G
	OT29-SO-JO9A1-21-0001	SOIL	N	2,3,4,7,8-PeCDF	0.04 U	0.04		5.7	PG/G

Table 3. Summary of Analytical Results for Discrete Soil Samples for the Open Detonation Unit, Kirtland Air Force Base, December 2015

Method	Sample ID	Matrix	QA/QC Type	Analyte	Result*	DL	LOD	LOQ	Units
SW8290									
	OT29-SO-JO9A1-21-0001	SOIL	N	2,3,7,8-TCDD	0.045 U	0.045		1.1	PG/G
	OT29-SO-JO9A1-21-0001	SOIL	N	2,3,7,8-TCDF	0.045 U	0.045		1.1	PG/G
	OT29-SO-JO9A1-21-0001	SOIL	N	OCDD	8.4 U	0.032		11	PG/G
	OT29-SO-JO9A1-21-0001	SOIL	N	OCDF	3.2 U	0.069		11	PG/G
	OT29-SO-JO9A1-21-0001	SOIL	N	Total HpCDD	1.8 U	0.038		5.7	PG/G
	OT29-SO-JO9A1-21-0001	SOIL	N	Total HpCDF	1.1 U	0.041		5.7	PG/G
	OT29-SO-JO9A1-21-0001	SOIL	N	Total HxCDD	0.19 U	0.034		5.7	PG/G
	OT29-SO-JO9A1-21-0001	SOIL	N	Total HxCDF	0.11 J	0.037		5.7	PG/G
	OT29-SO-JO9A1-21-0001	SOIL	N	Total PeCDD	0.064 U	0.064		5.7	PG/G
	OT29-SO-JO9A1-21-0001	SOIL	N	Total PeCDF	0.04 U	0.04		5.7	PG/G
	OT29-SO-JO9A1-21-0001	SOIL	N	Total TCDD	0.045 U	0.045		1.1	PG/G
	OT29-SO-JO9A1-21-0001	SOIL	N	Total TCDF	0.045 U	0.045		1.1	PG/G
	OT29-SO-JO9A1-21-1415	SOIL	N	1,2,3,4,6,7,8-HpCDD	0.19 U	0.024		5.1	PG/G
	OT29-SO-JO9A1-21-1415	SOIL	N	1,2,3,4,6,7,8-HpCDF	0.21 U	0.033		5.1	PG/G
	OT29-SO-JO9A1-21-1415	SOIL	N	1,2,3,4,7,8,9-HpCDF	0.19 U	0.043		5.1	PG/G
	OT29-SO-JO9A1-21-1415	SOIL	N	1,2,3,4,7,8-HxCDD	0.072 U	0.034		5.1	PG/G
	OT29-SO-JO9A1-21-1415	SOIL	N	1,2,3,4,7,8-HxCDF	0.096 J	0.032		5.1	PG/G
	OT29-SO-JO9A1-21-1415	SOIL	N	1,2,3,6,7,8-HxCDD	0.09 U	0.033		5.1	PG/G
	OT29-SO-JO9A1-21-1415	SOIL	N	1,2,3,6,7,8-HxCDF	0.11 J	0.029		5.1	PG/G
	OT29-SO-JO9A1-21-1415	SOIL	N	1,2,3,7,8,9-HxCDD	0.1 U	0.029		5.1	PG/G
	OT29-SO-JO9A1-21-1415	SOIL	N	1,2,3,7,8,9-HxCDF	0.11 J	0.032		5.1	PG/G
	OT29-SO-JO9A1-21-1415	SOIL	N	1,2,3,7,8-PeCDD	0.048 U	0.048		5.1	PG/G
	OT29-SO-JO9A1-21-1415	SOIL	N	1,2,3,7,8-PeCDF	0.054 J	0.035		5.1	PG/G

Table 3. Summary of Analytical Results for Discrete Soil Samples for the Open Detonation Unit, Kirtland Air Force Base, December 2015

Method	Sample ID	Matrix	QA/QC Type	Analyte	Result*	DL	LOD	LOQ	Units
SW8290									
	OT29-SO-JO9A1-21-1415	SOIL	N	2,3,4,6,7,8-HxCDF	0.075 J	0.031		5.1	PG/G
	OT29-SO-JO9A1-21-1415	SOIL	N	2,3,4,7,8-PeCDF	0.062 J	0.036		5.1	PG/G
	OT29-SO-JO9A1-21-1415	SOIL	N	2,3,7,8-TCDD	0.056 J	0.038		1	PG/G
	OT29-SO-JO9A1-21-1415	SOIL	N	2,3,7,8-TCDF	0.026 U	0.026		1	PG/G
	OT29-SO-JO9A1-21-1415	SOIL	N	OCDD	0.6 U	0.024		10	PG/G
	OT29-SO-JO9A1-21-1415	SOIL	N	OCDF	2.2 U	0.049		10	PG/G
	OT29-SO-JO9A1-21-1415	SOIL	N	Total HpCDD	0.3 U	0.024		5.1	PG/G
	OT29-SO-JO9A1-21-1415	SOIL	N	Total HpCDF	0.4 U	0.038		5.1	PG/G
	OT29-SO-JO9A1-21-1415	SOIL	N	Total HxCDD	0.27 U	0.032		5.1	PG/G
	OT29-SO-JO9A1-21-1415	SOIL	N	Total HxCDF	0.39 J	0.031		5.1	PG/G
	OT29-SO-JO9A1-21-1415	SOIL	N	Total PeCDD	0.048 U	0.048		5.1	PG/G
	OT29-SO-JO9A1-21-1415	SOIL	N	Total PeCDF	0.12 J	0.036		5.1	PG/G
	OT29-SO-JO9A1-21-1415	SOIL	N	Total TCDD	0.056 J	0.038		1	PG/G
	OT29-SO-JO9A1-21-1415	SOIL	N	Total TCDF	0.026 U	0.026		1	PG/G
	OT29-SO-JO9B1-01-0001	SOIL	N	1,2,3,4,6,7,8-HpCDD	0.77 U	0.026		5.6	PG/G
	OT29-SO-JO9B1-01-0001	SOIL	N	1,2,3,4,6,7,8-HpCDF	0.18 U	0.026		5.6	PG/G
	OT29-SO-JO9B1-01-0001	SOIL	N	1,2,3,4,7,8,9-HpCDF	0.033 U	0.033		5.6	PG/G
	OT29-SO-JO9B1-01-0001	SOIL	N	1,2,3,4,7,8-HxCDD	0.034 U	0.034		5.6	PG/G
	OT29-SO-JO9B1-01-0001	SOIL	N	1,2,3,4,7,8-HxCDF	0.046 J	0.027		5.6	PG/G
	OT29-SO-JO9B1-01-0001	SOIL	N	1,2,3,6,7,8-HxCDD	0.033 U	0.033		5.6	PG/G
	OT29-SO-JO9B1-01-0001	SOIL	N	1,2,3,6,7,8-HxCDF	0.036 J	0.025		5.6	PG/G
	OT29-SO-JO9B1-01-0001	SOIL	N	1,2,3,7,8,9-HxCDD	0.058 U	0.029		5.6	PG/G
	OT29-SO-JO9B1-01-0001	SOIL	N	1,2,3,7,8,9-HxCDF	0.028 U	0.028		5.6	PG/G

Table 3. Summary of Analytical Results for Discrete Soil Samples for the Open Detonation Unit, Kirtland Air Force Base, December 2015

Method	Sample ID	Matrix	QA/QC Type	Analyte	Result*	DL	LOD	LOQ	Units
SW8290									
	OT29-SO-JO9B1-01-0001	SOIL	N	1,2,3,7,8-PeCDD	0.048 U	0.048		5.6	PG/G
	OT29-SO-JO9B1-01-0001	SOIL	N	1,2,3,7,8-PeCDF	0.035 U	0.035		5.6	PG/G
	OT29-SO-JO9B1-01-0001	SOIL	N	2,3,4,6,7,8-HxCDF	0.026 U	0.026		5.6	PG/G
	OT29-SO-JO9B1-01-0001	SOIL	N	2,3,4,7,8-PeCDF	0.036 U	0.036		5.6	PG/G
	OT29-SO-JO9B1-01-0001	SOIL	N	2,3,7,8-TCDD	0.042 U	0.042		1.1	PG/G
	OT29-SO-JO9B1-01-0001	SOIL	N	2,3,7,8-TCDF	0.035 U	0.035		1.1	PG/G
	OT29-SO-JO9B1-01-0001	SOIL	N	OCDD	7.9 U	0.028		11	PG/G
	OT29-SO-JO9B1-01-0001	SOIL	N	OCDF	1.1 U	0.044		11	PG/G
	OT29-SO-JO9B1-01-0001	SOIL	N	Total HpCDD	1.3 U	0.026		5.6	PG/G
	OT29-SO-JO9B1-01-0001	SOIL	N	Total HpCDF	0.47 U	0.029		5.6	PG/G
	OT29-SO-JO9B1-01-0001	SOIL	N	Total HxCDD	0.058 U	0.032		5.6	PG/G
	OT29-SO-JO9B1-01-0001	SOIL	N	Total HxCDF	0.082 J	0.026		5.6	PG/G
	OT29-SO-JO9B1-01-0001	SOIL	N	Total PeCDD	0.048 U	0.048		5.6	PG/G
	OT29-SO-JO9B1-01-0001	SOIL	N	Total PeCDF	0.036 U	0.036		5.6	PG/G
	OT29-SO-JO9B1-01-0001	SOIL	N	Total TCDD	0.042 U	0.042		1.1	PG/G
	OT29-SO-JO9B1-01-0001	SOIL	N	Total TCDF	0.035 U	0.035		1.1	PG/G
	OT29-SO-JO9B1-01-1415	SOIL	N	1,2,3,4,6,7,8-HpCDD	0.078 U	0.017		5.3	PG/G
	OT29-SO-JO9B1-01-1415	SOIL	N	1,2,3,4,6,7,8-HpCDF	0.17 U	0.023		5.3	PG/G
	OT29-SO-JO9B1-01-1415	SOIL	N	1,2,3,4,7,8,9-HpCDF	0.029 U	0.029		5.3	PG/G
	OT29-SO-JO9B1-01-1415	SOIL	N	1,2,3,4,7,8-HxCDD	0.025 U	0.025		5.3	PG/G
	OT29-SO-JO9B1-01-1415	SOIL	N	1,2,3,4,7,8-HxCDF	0.12 J	0.024		5.3	PG/G
	OT29-SO-JO9B1-01-1415	SOIL	N	1,2,3,6,7,8-HxCDD	0.024 U	0.024		5.3	PG/G
	OT29-SO-JO9B1-01-1415	SOIL	N	1,2,3,6,7,8-HxCDF	0.022 U	0.022		5.3	PG/G

Table 3. Summary of Analytical Results for Discrete Soil Samples for the Open Detonation Unit, Kirtland Air Force Base, December 2015

Method	Sample ID	Matrix	QA/QC Type	Analyte	Result*	DL	LOD	LOQ	Units
SW8290									
	OT29-SO-JO9B1-01-1415	SOIL	N	1,2,3,7,8,9-HxCDD	0.021 U	0.021		5.3	PG/G
	OT29-SO-JO9B1-01-1415	SOIL	N	1,2,3,7,8,9-HxCDF	0.025 U	0.025		5.3	PG/G
	OT29-SO-JO9B1-01-1415	SOIL	N	1,2,3,7,8-PeCDD	0.045 U	0.045		5.3	PG/G
	OT29-SO-JO9B1-01-1415	SOIL	N	1,2,3,7,8-PeCDF	0.037 U	0.037		5.3	PG/G
	OT29-SO-JO9B1-01-1415	SOIL	N	2,3,4,6,7,8-HxCDF	0.024 U	0.024		5.3	PG/G
	OT29-SO-JO9B1-01-1415	SOIL	N	2,3,4,7,8-PeCDF	0.037 U	0.037		5.3	PG/G
	OT29-SO-JO9B1-01-1415	SOIL	N	2,3,7,8-TCDD	0.037 U	0.037		1.1	PG/G
	OT29-SO-JO9B1-01-1415	SOIL	N	2,3,7,8-TCDF	0.034 U	0.034		1.1	PG/G
	OT29-SO-JO9B1-01-1415	SOIL	N	OCDD	0.35 U	0.024		11	PG/G
	OT29-SO-JO9B1-01-1415	SOIL	N	OCDF	0.47 U	0.038		11	PG/G
	OT29-SO-JO9B1-01-1415	SOIL	N	Total HpCDD	0.19 U	0.017		5.3	PG/G
	OT29-SO-JO9B1-01-1415	SOIL	N	Total HpCDF	0.17 U	0.026		5.3	PG/G
	OT29-SO-JO9B1-01-1415	SOIL	N	Total HxCDD	0.025 U	0.025		5.3	PG/G
	OT29-SO-JO9B1-01-1415	SOIL	N	Total HxCDF	0.12 J	0.024		5.3	PG/G
	OT29-SO-JO9B1-01-1415	SOIL	N	Total PeCDD	0.045 U	0.045		5.3	PG/G
	OT29-SO-JO9B1-01-1415	SOIL	N	Total PeCDF	0.089 J	0.037		5.3	PG/G
	OT29-SO-JO9B1-01-1415	SOIL	N	Total TCDD	0.037 U	0.037		1.1	PG/G
	OT29-SO-JO9B1-01-1415	SOIL	N	Total TCDF	0.25 J	0.034		1.1	PG/G
	OT29-SO-JO9B1-02-0001	SOIL	N	1,2,3,4,6,7,8-HpCDD	2.8 U	0.043		5.3	PG/G
	OT29-SO-JO9B1-02-0001	SOIL	N	1,2,3,4,6,7,8-HpCDF	0.74 U	0.041		5.3	PG/G
	OT29-SO-JO9B1-02-0001	SOIL	N	1,2,3,4,7,8,9-HpCDF	0.12 U	0.052		5.3	PG/G
	OT29-SO-JO9B1-02-0001	SOIL	N	1,2,3,4,7,8-HxCDD	0.036 U	0.032		5.3	PG/G
	OT29-SO-JO9B1-02-0001	SOIL	N	1,2,3,4,7,8-HxCDF	0.25 J	0.036		5.3	PG/G

Table 3. Summary of Analytical Results for Discrete Soil Samples for the Open Detonation Unit, Kirtland Air Force Base, December 2015

Method	Sample ID	Matrix	QA/QC Type	Analyte	Result*	DL	LOD	LOQ	Units
SW8290									
	OT29-SO-JO9B1-02-0001	SOIL	N	1,2,3,6,7,8-HxCDD	0.13 U	0.031		5.3	PG/G
	OT29-SO-JO9B1-02-0001	SOIL	N	1,2,3,6,7,8-HxCDF	0.087 J	0.033		5.3	PG/G
	OT29-SO-JO9B1-02-0001	SOIL	N	1,2,3,7,8,9-HxCDD	0.071 U	0.027		5.3	PG/G
	OT29-SO-JO9B1-02-0001	SOIL	N	1,2,3,7,8,9-HxCDF	0.037 U	0.037		5.3	PG/G
	OT29-SO-JO9B1-02-0001	SOIL	N	1,2,3,7,8-PeCDD	0.052 U	0.052		5.3	PG/G
	OT29-SO-JO9B1-02-0001	SOIL	N	1,2,3,7,8-PeCDF	0.045 U	0.045		5.3	PG/G
	OT29-SO-JO9B1-02-0001	SOIL	N	2,3,4,6,7,8-HxCDF	0.036 U	0.036		5.3	PG/G
	OT29-SO-JO9B1-02-0001	SOIL	N	2,3,4,7,8-PeCDF	0.068 J	0.046		5.3	PG/G
	OT29-SO-JO9B1-02-0001	SOIL	N	2,3,7,8-TCDD	0.043 U	0.043		1.1	PG/G
	OT29-SO-JO9B1-02-0001	SOIL	N	2,3,7,8-TCDF	0.12 J	0.07		1.1	PG/G
	OT29-SO-JO9B1-02-0001	SOIL	N	OCDD	25 U	0.04		11	PG/G
	OT29-SO-JO9B1-02-0001	SOIL	N	OCDF	2 U	0.043		11	PG/G
	OT29-SO-JO9B1-02-0001	SOIL	N	Total HpCDD	4.7 U	0.043		5.3	PG/G
	OT29-SO-JO9B1-02-0001	SOIL	N	Total HpCDF	1.7 U	0.047		5.3	PG/G
	OT29-SO-JO9B1-02-0001	SOIL	N	Total HxCDD	0.64 U	0.03		5.3	PG/G
	OT29-SO-JO9B1-02-0001	SOIL	N	Total HxCDF	0.74 J	0.036		5.3	PG/G
	OT29-SO-JO9B1-02-0001	SOIL	N	Total PeCDD	0.052 U	0.052		5.3	PG/G
	OT29-SO-JO9B1-02-0001	SOIL	N	Total PeCDF	0.31 J	0.046		5.3	PG/G
	OT29-SO-JO9B1-02-0001	SOIL	N	Total TCDD	0.043 U	0.043		1.1	PG/G
	OT29-SO-JO9B1-02-0001	SOIL	N	Total TCDF	0.42 J	0.049		1.1	PG/G
	OT29-SO-JO9B1-02-1415	SOIL	N	1,2,3,4,6,7,8-HpCDD	0.054 U	0.018		5.2	PG/G
	OT29-SO-JO9B1-02-1415	SOIL	N	1,2,3,4,6,7,8-HpCDF	0.099 U	0.019		5.2	PG/G
	OT29-SO-JO9B1-02-1415	SOIL	N	1,2,3,4,7,8,9-HpCDF	0.025 U	0.025		5.2	PG/G

Table 3. Summary of Analytical Results for Discrete Soil Samples for the Open Detonation Unit, Kirtland Air Force Base, December 2015

Method	Sample ID	Matrix	QA/QC Type	Analyte	Result*	DL	LOD	LOQ	Units
SW8290									
	OT29-SO-JO9B1-02-1415	SOIL	N	1,2,3,4,7,8-HxCDD	0.026 U	0.026		5.2	PG/G
	OT29-SO-JO9B1-02-1415	SOIL	N	1,2,3,4,7,8-HxCDF	0.046 J	0.024		5.2	PG/G
	OT29-SO-JO9B1-02-1415	SOIL	N	1,2,3,6,7,8-HxCDD	0.025 U	0.025		5.2	PG/G
	OT29-SO-JO9B1-02-1415	SOIL	N	1,2,3,6,7,8-HxCDF	0.025 J	0.022		5.2	PG/G
	OT29-SO-JO9B1-02-1415	SOIL	N	1,2,3,7,8,9-HxCDD	0.022 U	0.022		5.2	PG/G
	OT29-SO-JO9B1-02-1415	SOIL	N	1,2,3,7,8,9-HxCDF	0.024 U	0.024		5.2	PG/G
	OT29-SO-JO9B1-02-1415	SOIL	N	1,2,3,7,8-PeCDD	0.049 U	0.049		5.2	PG/G
	OT29-SO-JO9B1-02-1415	SOIL	N	1,2,3,7,8-PeCDF	0.03 U	0.03		5.2	PG/G
	OT29-SO-JO9B1-02-1415	SOIL	N	2,3,4,6,7,8-HxCDF	0.023 U	0.023		5.2	PG/G
	OT29-SO-JO9B1-02-1415	SOIL	N	2,3,4,7,8-PeCDF	0.031 U	0.031		5.2	PG/G
	OT29-SO-JO9B1-02-1415	SOIL	N	2,3,7,8-TCDD	0.041 U	0.041		1	PG/G
	OT29-SO-JO9B1-02-1415	SOIL	N	2,3,7,8-TCDF	0.035 U	0.035		1	PG/G
	OT29-SO-JO9B1-02-1415	SOIL	N	OCDD	0.31 U	0.02		10	PG/G
	OT29-SO-JO9B1-02-1415	SOIL	N	OCDF	0.55 U	0.034		10	PG/G
	OT29-SO-JO9B1-02-1415	SOIL	N	Total HpCDD	0.14 U	0.018		5.2	PG/G
	OT29-SO-JO9B1-02-1415	SOIL	N	Total HpCDF	0.099 U	0.022		5.2	PG/G
	OT29-SO-JO9B1-02-1415	SOIL	N	Total HxCDD	0.026 U	0.026		5.2	PG/G
	OT29-SO-JO9B1-02-1415	SOIL	N	Total HxCDF	0.07 J	0.023		5.2	PG/G
	OT29-SO-JO9B1-02-1415	SOIL	N	Total PeCDD	0.049 U	0.049		5.2	PG/G
	OT29-SO-JO9B1-02-1415	SOIL	N	Total PeCDF	0.031 U	0.031		5.2	PG/G
	OT29-SO-JO9B1-02-1415	SOIL	N	Total TCDD	0.041 U	0.041		1	PG/G
	OT29-SO-JO9B1-02-1415	SOIL	N	Total TCDF	0.035 U	0.035		1	PG/G
	OT29-SO-JO9B1-05-0001	SOIL	N	1,2,3,4,6,7,8-HpCDD	69	0.44		5.3	PG/G

Table 3. Summary of Analytical Results for Discrete Soil Samples for the Open Detonation Unit, Kirtland Air Force Base, December 2015

Method	Sample ID	Matrix	QA/QC Type	Analyte	Result*	DL	LOD	LOQ	Units
SW8290									
	OT29-SO-JO9B1-05-0001	SOIL	N	1,2,3,4,6,7,8-HpCDF	7.6	0.15		5.3	PG/G
	OT29-SO-JO9B1-05-0001	SOIL	N	1,2,3,4,7,8,9-HpCDF	0.19 U	0.19		5.3	PG/G
	OT29-SO-JO9B1-05-0001	SOIL	N	1,2,3,4,7,8-HxCDD	0.64 U	0.052		5.3	PG/G
	OT29-SO-JO9B1-05-0001	SOIL	N	1,2,3,4,7,8-HxCDF	0.5 J	0.059		5.3	PG/G
	OT29-SO-JO9B1-05-0001	SOIL	N	1,2,3,6,7,8-HxCDD	1.9 U	0.051		5.3	PG/G
	OT29-SO-JO9B1-05-0001	SOIL	N	1,2,3,6,7,8-HxCDF	0.41 J	0.054		5.3	PG/G
	OT29-SO-JO9B1-05-0001	SOIL	N	1,2,3,7,8,9-HxCDD	1.6 U	0.044		5.3	PG/G
	OT29-SO-JO9B1-05-0001	SOIL	N	1,2,3,7,8,9-HxCDF	0.06 U	0.06		5.3	PG/G
	OT29-SO-JO9B1-05-0001	SOIL	N	1,2,3,7,8-PeCDD	0.46 J	0.071		5.3	PG/G
	OT29-SO-JO9B1-05-0001	SOIL	N	1,2,3,7,8-PeCDF	0.056 U	0.056		5.3	PG/G
	OT29-SO-JO9B1-05-0001	SOIL	N	2,3,4,6,7,8-HxCDF	0.24 J	0.057		5.3	PG/G
	OT29-SO-JO9B1-05-0001	SOIL	N	2,3,4,7,8-PeCDF	0.11 J	0.056		5.3	PG/G
	OT29-SO-JO9B1-05-0001	SOIL	N	2,3,7,8-TCDD	0.052 U	0.052		1.1	PG/G
	OT29-SO-JO9B1-05-0001	SOIL	N	2,3,7,8-TCDF	0.1 J	0.062		1.1	PG/G
	OT29-SO-JO9B1-05-0001	SOIL	N	OCDD	620	0.33		11	PG/G
	OT29-SO-JO9B1-05-0001	SOIL	N	OCDF	32 U	0.055		11	PG/G
	OT29-SO-JO9B1-05-0001	SOIL	N	Total HpCDD	110	0.44		5.3	PG/G
	OT29-SO-JO9B1-05-0001	SOIL	N	Total HpCDF	29	0.17		5.3	PG/G
	OT29-SO-JO9B1-05-0001	SOIL	N	Total HxCDD	13 J	0.049		5.3	PG/G
	OT29-SO-JO9B1-05-0001	SOIL	N	Total HxCDF	8.1	0.057		5.3	PG/G
	OT29-SO-JO9B1-05-0001	SOIL	N	Total PeCDD	2.7 J	0.071		5.3	PG/G
	OT29-SO-JO9B1-05-0001	SOIL	N	Total PeCDF	1.1 J	0.056		5.3	PG/G
	OT29-SO-JO9B1-05-0001	SOIL	N	Total TCDD	0.21 J	0.052		1.1	PG/G

Table 3. Summary of Analytical Results for Discrete Soil Samples for the Open Detonation Unit, Kirtland Air Force Base, December 2015

Method	Sample ID	Matrix	QA/QC Type	Analyte	Result*	DL	LOD	LOQ	Units
SW8290									
	OT29-SO-JO9B1-05-0001	SOIL	N	Total TCDF	0.66 J	0.046		1.1	PG/G
	OT29-SO-JO9B1-05-1415	SOIL	N	1,2,3,4,6,7,8-HpCDD	0.1 U	0.026		5.2	PG/G
	OT29-SO-JO9B1-05-1415	SOIL	N	1,2,3,4,6,7,8-HpCDF	0.025 U	0.025		5.2	PG/G
	OT29-SO-JO9B1-05-1415	SOIL	N	1,2,3,4,7,8,9-HpCDF	0.032 U	0.032		5.2	PG/G
	OT29-SO-JO9B1-05-1415	SOIL	N	1,2,3,4,7,8-HxCDD	0.028 U	0.028		5.2	PG/G
	OT29-SO-JO9B1-05-1415	SOIL	N	1,2,3,4,7,8-HxCDF	0.024 U	0.024		5.2	PG/G
	OT29-SO-JO9B1-05-1415	SOIL	N	1,2,3,6,7,8-HxCDD	0.027 U	0.027		5.2	PG/G
	OT29-SO-JO9B1-05-1415	SOIL	N	1,2,3,6,7,8-HxCDF	0.022 U	0.022		5.2	PG/G
	OT29-SO-JO9B1-05-1415	SOIL	N	1,2,3,7,8,9-HxCDD	0.023 U	0.023		5.2	PG/G
	OT29-SO-JO9B1-05-1415	SOIL	N	1,2,3,7,8,9-HxCDF	0.024 U	0.024		5.2	PG/G
	OT29-SO-JO9B1-05-1415	SOIL	N	1,2,3,7,8-PeCDD	0.051 U	0.051		5.2	PG/G
	OT29-SO-JO9B1-05-1415	SOIL	N	1,2,3,7,8-PeCDF	0.035 U	0.035		5.2	PG/G
	OT29-SO-JO9B1-05-1415	SOIL	N	2,3,4,6,7,8-HxCDF	0.023 U	0.023		5.2	PG/G
	OT29-SO-JO9B1-05-1415	SOIL	N	2,3,4,7,8-PeCDF	0.036 U	0.036		5.2	PG/G
	OT29-SO-JO9B1-05-1415	SOIL	N	2,3,7,8-TCDD	0.048 U	0.048		1	PG/G
	OT29-SO-JO9B1-05-1415	SOIL	N	2,3,7,8-TCDF	0.041 U	0.041		1	PG/G
	OT29-SO-JO9B1-05-1415	SOIL	N	OCDD	0.82 U	0.024		10	PG/G
	OT29-SO-JO9B1-05-1415	SOIL	N	OCDF	0.36 U	0.04		10	PG/G
	OT29-SO-JO9B1-05-1415	SOIL	N	Total HpCDD	0.23 U	0.026		5.2	PG/G
	OT29-SO-JO9B1-05-1415	SOIL	N	Total HpCDF	0.032 U	0.032		5.2	PG/G
	OT29-SO-JO9B1-05-1415	SOIL	N	Total HxCDD	0.028 U	0.028		5.2	PG/G
	OT29-SO-JO9B1-05-1415	SOIL	N	Total HxCDF	0.024 U	0.024		5.2	PG/G
	OT29-SO-JO9B1-05-1415	SOIL	N	Total PeCDD	0.051 U	0.051		5.2	PG/G

Table 3. Summary of Analytical Results for Discrete Soil Samples for the Open Detonation Unit, Kirtland Air Force Base, December 2015

Method	Sample ID	Matrix	QA/QC Type	Analyte	Result*	DL	LOD	LOQ	Units
SW8290									
	OT29-SO-JO9B1-05-1415	SOIL	N	Total PeCDF	0.036 U	0.036		5.2	PG/G
	OT29-SO-JO9B1-05-1415	SOIL	N	Total TCDD	0.048 U	0.048		1	PG/G
	OT29-SO-JO9B1-05-1415	SOIL	N	Total TCDF	0.041 U	0.041		1	PG/G
	OT29-SO-JO9B1-07-0001	SOIL	N	1,2,3,4,6,7,8-HpCDD	9.2	0.092		5.4	PG/G
	OT29-SO-JO9B1-07-0001	SOIL	N	1,2,3,4,6,7,8-HpCDF	0.84 U	0.043		5.4	PG/G
	OT29-SO-JO9B1-07-0001	SOIL	N	1,2,3,4,7,8,9-HpCDF	0.12 U	0.056		5.4	PG/G
	OT29-SO-JO9B1-07-0001	SOIL	N	1,2,3,4,7,8-HxCDD	0.17 U	0.039		5.4	PG/G
	OT29-SO-JO9B1-07-0001	SOIL	N	1,2,3,4,7,8-HxCDF	0.13 J	0.042		5.4	PG/G
	OT29-SO-JO9B1-07-0001	SOIL	N	1,2,3,6,7,8-HxCDD	0.39 U	0.038		5.4	PG/G
	OT29-SO-JO9B1-07-0001	SOIL	N	1,2,3,6,7,8-HxCDF	0.055 J	0.038		5.4	PG/G
	OT29-SO-JO9B1-07-0001	SOIL	N	1,2,3,7,8,9-HxCDD	0.52 U	0.033		5.4	PG/G
	OT29-SO-JO9B1-07-0001	SOIL	N	1,2,3,7,8,9-HxCDF	0.043 U	0.043		5.4	PG/G
	OT29-SO-JO9B1-07-0001	SOIL	N	1,2,3,7,8-PeCDD	0.076 U	0.076		5.4	PG/G
	OT29-SO-JO9B1-07-0001	SOIL	N	1,2,3,7,8-PeCDF	0.046 U	0.046		5.4	PG/G
	OT29-SO-JO9B1-07-0001	SOIL	N	2,3,4,6,7,8-HxCDF	0.041 U	0.041		5.4	PG/G
	OT29-SO-JO9B1-07-0001	SOIL	N	2,3,4,7,8-PeCDF	0.046 U	0.046		5.4	PG/G
	OT29-SO-JO9B1-07-0001	SOIL	N	2,3,7,8-TCDD	0.048 U	0.048		1.1	PG/G
	OT29-SO-JO9B1-07-0001	SOIL	N	2,3,7,8-TCDF	0.11 J	0.067		1.1	PG/G
	OT29-SO-JO9B1-07-0001	SOIL	N	OCDD	71	0.059		11	PG/G
	OT29-SO-JO9B1-07-0001	SOIL	N	OCDF	3 U	0.048		11	PG/G
	OT29-SO-JO9B1-07-0001	SOIL	N	Total HpCDD	17	0.092		5.4	PG/G
	OT29-SO-JO9B1-07-0001	SOIL	N	Total HpCDF	2.6 J	0.049		5.4	PG/G
	OT29-SO-JO9B1-07-0001	SOIL	N	Total HxCDD	4.3 U	0.037		5.4	PG/G

Table 3. Summary of Analytical Results for Discrete Soil Samples for the Open Detonation Unit, Kirtland Air Force Base, December 2015

Method	Sample ID	Matrix	QA/QC Type	Analyte	Result*	DL	LOD	LOQ	Units
SW8290									
	OT29-SO-JO9B1-07-0001	SOIL	N	Total HxCDF	0.75 J	0.041		5.4	PG/G
	OT29-SO-JO9B1-07-0001	SOIL	N	Total PeCDD	0.3 J	0.076		5.4	PG/G
	OT29-SO-JO9B1-07-0001	SOIL	N	Total PeCDF	0.14 J	0.046		5.4	PG/G
	OT29-SO-JO9B1-07-0001	SOIL	N	Total TCDD	0.34 J	0.048		1.1	PG/G
	OT29-SO-JO9B1-07-0001	SOIL	N	Total TCDF	0.2 J	0.056		1.1	PG/G
	OT29-SO-JO9B1-07-1415	SOIL	N	1,2,3,4,6,7,8-HpCDD	0.12 U	0.022		5.1	PG/G
	OT29-SO-JO9B1-07-1415	SOIL	N	1,2,3,4,6,7,8-HpCDF	0.11 U	0.023		5.1	PG/G
	OT29-SO-JO9B1-07-1415	SOIL	N	1,2,3,4,7,8,9-HpCDF	0.029 U	0.029		5.1	PG/G
	OT29-SO-JO9B1-07-1415	SOIL	N	1,2,3,4,7,8-HxCDD	0.03 U	0.03		5.1	PG/G
	OT29-SO-JO9B1-07-1415	SOIL	N	1,2,3,4,7,8-HxCDF	0.025 U	0.025		5.1	PG/G
	OT29-SO-JO9B1-07-1415	SOIL	N	1,2,3,6,7,8-HxCDD	0.029 U	0.029		5.1	PG/G
	OT29-SO-JO9B1-07-1415	SOIL	N	1,2,3,6,7,8-HxCDF	0.023 U	0.023		5.1	PG/G
	OT29-SO-JO9B1-07-1415	SOIL	N	1,2,3,7,8,9-HxCDD	0.026 U	0.026		5.1	PG/G
	OT29-SO-JO9B1-07-1415	SOIL	N	1,2,3,7,8,9-HxCDF	0.026 U	0.026		5.1	PG/G
	OT29-SO-JO9B1-07-1415	SOIL	N	1,2,3,7,8-PeCDD	0.047 U	0.047		5.1	PG/G
	OT29-SO-JO9B1-07-1415	SOIL	N	1,2,3,7,8-PeCDF	0.034 U	0.034		5.1	PG/G
	OT29-SO-JO9B1-07-1415	SOIL	N	2,3,4,6,7,8-HxCDF	0.025 U	0.025		5.1	PG/G
	OT29-SO-JO9B1-07-1415	SOIL	N	2,3,4,7,8-PeCDF	0.034 U	0.034		5.1	PG/G
	OT29-SO-JO9B1-07-1415	SOIL	N	2,3,7,8-TCDD	0.047 U	0.047		1	PG/G
	OT29-SO-JO9B1-07-1415	SOIL	N	2,3,7,8-TCDF	0.038 U	0.038		1	PG/G
	OT29-SO-JO9B1-07-1415	SOIL	N	OCDD	0.62 U	0.023		10	PG/G
	OT29-SO-JO9B1-07-1415	SOIL	N	OCDF	0.6 U	0.044		10	PG/G
	OT29-SO-JO9B1-07-1415	SOIL	N	Total HpCDD	0.25 U	0.022		5.1	PG/G

Table 3. Summary of Analytical Results for Discrete Soil Samples for the Open Detonation Unit, Kirtland Air Force Base, December 2015

Method	Sample ID	Matrix	QA/QC Type	Analyte	Result*	DL	LOD	LOQ	Units
SW8290									
	OT29-SO-JO9B1-07-1415	SOIL	N	Total HpCDF	0.11 U	0.026		5.1	PG/G
	OT29-SO-JO9B1-07-1415	SOIL	N	Total HxCDD	0.03 U	0.03		5.1	PG/G
	OT29-SO-JO9B1-07-1415	SOIL	N	Total HxCDF	0.026 U	0.026		5.1	PG/G
	OT29-SO-JO9B1-07-1415	SOIL	N	Total PeCDD	0.047 U	0.047		5.1	PG/G
	OT29-SO-JO9B1-07-1415	SOIL	N	Total PeCDF	0.034 U	0.034		5.1	PG/G
	OT29-SO-JO9B1-07-1415	SOIL	N	Total TCDD	0.047 U	0.047		1	PG/G
	OT29-SO-JO9B1-07-1415	SOIL	N	Total TCDF	0.038 U	0.038		1	PG/G
	OT29-SO-K09A2-01-0001	SOIL	N	1,2,3,4,6,7,8-HpCDD	3.6 U	0.16		5.4	PG/G
	OT29-SO-K09A2-01-0001	SOIL	N	1,2,3,4,6,7,8-HpCDF	0.77 U	0.083		5.4	PG/G
	OT29-SO-K09A2-01-0001	SOIL	N	1,2,3,4,7,8,9-HpCDF	0.22 J	0.11		5.4	PG/G
	OT29-SO-K09A2-01-0001	SOIL	N	1,2,3,4,7,8-HxCDD	0.092 U	0.092		5.4	PG/G
	OT29-SO-K09A2-01-0001	SOIL	N	1,2,3,4,7,8-HxCDF	0.22 J	0.064		5.4	PG/G
	OT29-SO-K09A2-01-0001	SOIL	N	1,2,3,6,7,8-HxCDD	0.086 U	0.086		5.4	PG/G
	OT29-SO-K09A2-01-0001	SOIL	N	1,2,3,6,7,8-HxCDF	0.058 U	0.058		5.4	PG/G
	OT29-SO-K09A2-01-0001	SOIL	N	1,2,3,7,8,9-HxCDD	0.18 J	0.072		5.4	PG/G
	OT29-SO-K09A2-01-0001	SOIL	N	1,2,3,7,8,9-HxCDF	0.066 U	0.066		5.4	PG/G
	OT29-SO-K09A2-01-0001	SOIL	N	1,2,3,7,8-PeCDD	0.1 U	0.1		5.4	PG/G
	OT29-SO-K09A2-01-0001	SOIL	N	1,2,3,7,8-PeCDF	0.094 U	0.094		5.4	PG/G
	OT29-SO-K09A2-01-0001	SOIL	N	2,3,4,6,7,8-HxCDF	0.14 U	0.063		5.4	PG/G
	OT29-SO-K09A2-01-0001	SOIL	N	2,3,4,7,8-PeCDF	0.099 U	0.099		5.4	PG/G
	OT29-SO-K09A2-01-0001	SOIL	N	2,3,7,8-TCDD	0.048 U	0.048		1.1	PG/G
	OT29-SO-K09A2-01-0001	SOIL	N	2,3,7,8-TCDF	0.32 U	0.32		1.1	PG/G
	OT29-SO-K09A2-01-0001	SOIL	N	OCDD	34	0.65		11	PG/G

Table 3. Summary of Analytical Results for Discrete Soil Samples for the Open Detonation Unit, Kirtland Air Force Base, December 2015

Method	Sample ID	Matrix	QA/QC Type	Analyte	Result*	DL	LOD	LOQ	Units
SW8290									
	OT29-SO-K09A2-01-0001	SOIL	N	OCDF	2.7 U	0.14		11	PG/G
	OT29-SO-K09A2-01-0001	SOIL	N	Total HpCDD	6.2 U	0.16		5.4	PG/G
	OT29-SO-K09A2-01-0001	SOIL	N	Total HpCDF	1.9 U	0.095		5.4	PG/G
	OT29-SO-K09A2-01-0001	SOIL	N	Total HxCDD	0.18 J	0.083		5.4	PG/G
	OT29-SO-K09A2-01-0001	SOIL	N	Total HxCDF	0.87 U	0.063		5.4	PG/G
	OT29-SO-K09A2-01-0001	SOIL	N	Total PeCDD	0.13 U	0.13		5.4	PG/G
	OT29-SO-K09A2-01-0001	SOIL	N	Total PeCDF	0.25 J	0.097		5.4	PG/G
	OT29-SO-K09A2-01-0001	SOIL	N	Total TCDD	0.048 U	0.048		1.1	PG/G
	OT29-SO-K09A2-01-0001	SOIL	N	Total TCDF	0.83 J	0.055		1.1	PG/G
	OT29-SO-K09A2-01-0405	SOIL	N	1,2,3,4,6,7,8-HpCDD	0.56 U	0.057		5.4	PG/G
	OT29-SO-K09A2-01-0405	SOIL	N	1,2,3,4,6,7,8-HpCDF	0.31 U	0.075		5.4	PG/G
	OT29-SO-K09A2-01-0405	SOIL	N	1,2,3,4,7,8,9-HpCDF	0.096 U	0.096		5.4	PG/G
	OT29-SO-K09A2-01-0405	SOIL	N	1,2,3,4,7,8-HxCDD	0.065 U	0.065		5.4	PG/G
	OT29-SO-K09A2-01-0405	SOIL	N	1,2,3,4,7,8-HxCDF	0.046 U	0.046		5.4	PG/G
	OT29-SO-K09A2-01-0405	SOIL	N	1,2,3,6,7,8-HxCDD	0.061 U	0.061		5.4	PG/G
	OT29-SO-K09A2-01-0405	SOIL	N	1,2,3,6,7,8-HxCDF	0.09 U	0.041		5.4	PG/G
	OT29-SO-K09A2-01-0405	SOIL	N	1,2,3,7,8,9-HxCDD	0.11 J	0.051		5.4	PG/G
	OT29-SO-K09A2-01-0405	SOIL	N	1,2,3,7,8,9-HxCDF	0.047 U	0.047		5.4	PG/G
	OT29-SO-K09A2-01-0405	SOIL	N	1,2,3,7,8-PeCDD	0.096 U	0.096		5.4	PG/G
	OT29-SO-K09A2-01-0405	SOIL	N	1,2,3,7,8-PeCDF	0.08 J	0.075		5.4	PG/G
	OT29-SO-K09A2-01-0405	SOIL	N	2,3,4,6,7,8-HxCDF	0.082 U	0.045		5.4	PG/G
	OT29-SO-K09A2-01-0405	SOIL	N	2,3,4,7,8-PeCDF	0.079 U	0.079		5.4	PG/G
	OT29-SO-K09A2-01-0405	SOIL	N	2,3,7,8-TCDD	0.041 U	0.041		1.1	PG/G

Table 3. Summary of Analytical Results for Discrete Soil Samples for the Open Detonation Unit, Kirtland Air Force Base, December 2015

Method	Sample ID	Matrix	QA/QC Type	Analyte	Result*	DL	LOD	LOQ	Units
SW8290									
	OT29-SO-K09A2-01-0405	SOIL	N	2,3,7,8-TCDF	0.16 U	0.16		1.1	PG/G
	OT29-SO-K09A2-01-0405	SOIL	N	OCDD	4.5 U	0.15		11	PG/G
	OT29-SO-K09A2-01-0405	SOIL	N	OCDF	0.62 U	0.075		11	PG/G
	OT29-SO-K09A2-01-0405	SOIL	N	Total HpCDD	1 U	0.057		5.4	PG/G
	OT29-SO-K09A2-01-0405	SOIL	N	Total HpCDF	0.31 U	0.086		5.4	PG/G
	OT29-SO-K09A2-01-0405	SOIL	N	Total HxCDD	0.11 J	0.059		5.4	PG/G
	OT29-SO-K09A2-01-0405	SOIL	N	Total HxCDF	0.17 U	0.045		5.4	PG/G
	OT29-SO-K09A2-01-0405	SOIL	N	Total PeCDD	0.29 J	0.096		5.4	PG/G
	OT29-SO-K09A2-01-0405	SOIL	N	Total PeCDF	0.08 J	0.077		5.4	PG/G
	OT29-SO-K09A2-01-0405	SOIL	N	Total TCDD	0.042 U	0.042		1.1	PG/G
	OT29-SO-K09A2-01-0405	SOIL	N	Total TCDF	0.11 J	0.047		1.1	PG/G
	OT29-SO-K09A2-01-0910	SOIL	N	1,2,3,4,6,7,8-HpCDD	0.1 U	0.032		5.2	PG/G
	OT29-SO-K09A2-01-0910	SOIL	N	1,2,3,4,6,7,8-HpCDF	0.053 U	0.053		5.2	PG/G
	OT29-SO-K09A2-01-0910	SOIL	N	1,2,3,4,7,8,9-HpCDF	0.068 U	0.068		5.2	PG/G
	OT29-SO-K09A2-01-0910	SOIL	N	1,2,3,4,7,8-HxCDD	0.054 U	0.054		5.2	PG/G
	OT29-SO-K09A2-01-0910	SOIL	N	1,2,3,4,7,8-HxCDF	0.032 U	0.032		5.2	PG/G
	OT29-SO-K09A2-01-0910	SOIL	N	1,2,3,6,7,8-HxCDD	0.051 U	0.051		5.2	PG/G
	OT29-SO-K09A2-01-0910	SOIL	N	1,2,3,6,7,8-HxCDF	0.028 U	0.028		5.2	PG/G
	OT29-SO-K09A2-01-0910	SOIL	N	1,2,3,7,8,9-HxCDD	0.13 U	0.13		5.2	PG/G
	OT29-SO-K09A2-01-0910	SOIL	N	1,2,3,7,8,9-HxCDF	0.033 U	0.033		5.2	PG/G
	OT29-SO-K09A2-01-0910	SOIL	N	1,2,3,7,8-PeCDD	0.074 U	0.074		5.2	PG/G
	OT29-SO-K09A2-01-0910	SOIL	N	1,2,3,7,8-PeCDF	0.071 U	0.071		5.2	PG/G
	OT29-SO-K09A2-01-0910	SOIL	N	2,3,4,6,7,8-HxCDF	0.031 U	0.031		5.2	PG/G

Table 3. Summary of Analytical Results for Discrete Soil Samples for the Open Detonation Unit, Kirtland Air Force Base, December 2015

Method	Sample ID	Matrix	QA/QC Type	Analyte	Result*	DL	LOD	LOQ	Units
SW8290									
	OT29-SO-K09A2-01-0910	SOIL	N	2,3,4,7,8-PeCDF	0.074 U	0.074		5.2	PG/G
	OT29-SO-K09A2-01-0910	SOIL	N	2,3,7,8-TCDD	0.076 J	0.04		1	PG/G
	OT29-SO-K09A2-01-0910	SOIL	N	2,3,7,8-TCDF	0.045 U	0.045		1	PG/G
	OT29-SO-K09A2-01-0910	SOIL	N	OCDD	0.48 U	0.066		10	PG/G
	OT29-SO-K09A2-01-0910	SOIL	N	OCDF	0.32 U	0.057		10	PG/G
	OT29-SO-K09A2-01-0910	SOIL	N	Total HpCDD	0.21 U	0.032		5.2	PG/G
	OT29-SO-K09A2-01-0910	SOIL	N	Total HpCDF	0.068 U	0.068		5.2	PG/G
	OT29-SO-K09A2-01-0910	SOIL	N	Total HxCDD	0.13 U	0.13		5.2	PG/G
	OT29-SO-K09A2-01-0910	SOIL	N	Total HxCDF	0.033 U	0.033		5.2	PG/G
	OT29-SO-K09A2-01-0910	SOIL	N	Total PeCDD	0.18 J	0.074		5.2	PG/G
	OT29-SO-K09A2-01-0910	SOIL	N	Total PeCDF	0.074 U	0.074		5.2	PG/G
	OT29-SO-K09A2-01-0910	SOIL	N	Total TCDD	0.076 J	0.04		1	PG/G
	OT29-SO-K09A2-01-0910	SOIL	N	Total TCDF	0.045 U	0.045		1	PG/G
	OT29-SO-K09A2-01-1415	SOIL	N	1,2,3,4,6,7,8-HpCDD	0.61 U	0.033		5.3	PG/G
	OT29-SO-K09A2-01-1415	SOIL	N	1,2,3,4,6,7,8-HpCDF	0.38 U	0.057		5.3	PG/G
	OT29-SO-K09A2-01-1415	SOIL	N	1,2,3,4,7,8,9-HpCDF	0.09 J	0.073		5.3	PG/G
	OT29-SO-K09A2-01-1415	SOIL	N	1,2,3,4,7,8-HxCDD	0.046 U	0.046		5.3	PG/G
	OT29-SO-K09A2-01-1415	SOIL	N	1,2,3,4,7,8-HxCDF	0.04 U	0.04		5.3	PG/G
	OT29-SO-K09A2-01-1415	SOIL	N	1,2,3,6,7,8-HxCDD	0.071 J	0.043		5.3	PG/G
	OT29-SO-K09A2-01-1415	SOIL	N	1,2,3,6,7,8-HxCDF	0.066 U	0.036		5.3	PG/G
	OT29-SO-K09A2-01-1415	SOIL	N	1,2,3,7,8,9-HxCDD	0.054 J	0.036		5.3	PG/G
	OT29-SO-K09A2-01-1415	SOIL	N	1,2,3,7,8,9-HxCDF	0.042 U	0.042		5.3	PG/G
	OT29-SO-K09A2-01-1415	SOIL	N	1,2,3,7,8-PeCDD	0.081 U	0.081		5.3	PG/G

Table 3. Summary of Analytical Results for Discrete Soil Samples for the Open Detonation Unit, Kirtland Air Force Base, December 2015

Method	Sample ID	Matrix	QA/QC Type	Analyte	Result*	DL	LOD	LOQ	Units
SW8290									
	OT29-SO-K09A2-01-1415	SOIL	N	1,2,3,7,8-PeCDF	0.11 U	0.11		5.3	PG/G
	OT29-SO-K09A2-01-1415	SOIL	N	2,3,4,6,7,8-HxCDF	0.039 U	0.039		5.3	PG/G
	OT29-SO-K09A2-01-1415	SOIL	N	2,3,4,7,8-PeCDF	0.11 U	0.11		5.3	PG/G
	OT29-SO-K09A2-01-1415	SOIL	N	2,3,7,8-TCDD	0.036 U	0.036		1.1	PG/G
	OT29-SO-K09A2-01-1415	SOIL	N	2,3,7,8-TCDF	0.038 U	0.038		1.1	PG/G
	OT29-SO-K09A2-01-1415	SOIL	N	OCDD	4.2 U	0.093		11	PG/G
	OT29-SO-K09A2-01-1415	SOIL	N	OCDF	2.1 U	0.064		11	PG/G
	OT29-SO-K09A2-01-1415	SOIL	N	Total HpCDD	1 U	0.033		5.3	PG/G
	OT29-SO-K09A2-01-1415	SOIL	N	Total HpCDF	1.6 U	0.065		5.3	PG/G
	OT29-SO-K09A2-01-1415	SOIL	N	Total HxCDD	0.13 J	0.042		5.3	PG/G
	OT29-SO-K09A2-01-1415	SOIL	N	Total HxCDF	0.28 U	0.039		5.3	PG/G
	OT29-SO-K09A2-01-1415	SOIL	N	Total PeCDD	0.081 U	0.081		5.3	PG/G
	OT29-SO-K09A2-01-1415	SOIL	N	Total PeCDF	0.11 U	0.11		5.3	PG/G
	OT29-SO-K09A2-01-1415	SOIL	N	Total TCDD	0.036 U	0.036		1.1	PG/G
	OT29-SO-K09A2-01-1415	SOIL	N	Total TCDF	0.038 U	0.038		1.1	PG/G
SW8330B									
	OT29-FD-H09B1-01-0001	SOIL	FD	1,3,5-Trinitrobenzene	0.05 U	0.02	0.05	0.25	MG/KG
	OT29-FD-H09B1-01-0001	SOIL	FD	1,3-Dinitrobenzene	0.05 U	0.02	0.05	0.25	MG/KG
	OT29-FD-H09B1-01-0001	SOIL	FD	2,4,6-Trinitrotoluene	0.05 U	0.019	0.05	0.25	MG/KG
	OT29-FD-H09B1-01-0001	SOIL	FD	2,4-Dinitrotoluene	0.05 U	0.02	0.05	0.25	MG/KG
	OT29-FD-H09B1-01-0001	SOIL	FD	2-Amino-4,6-dinitrotoluene	0.05 U	0.012	0.05	0.25	MG/KG
	OT29-FD-H09B1-01-0001	SOIL	FD	2-Nitrotoluene	0.05 U	0.013	0.05	0.25	MG/KG
	OT29-FD-H09B1-01-0001	SOIL	FD	3-Nitrotoluene	0.05 U	0.015	0.05	0.25	MG/KG
	OT29-FD-H09B1-01-0001	SOIL	FD	4-Amino-2,6-dinitrotoluene	0.05 U	0.02	0.05	0.25	MG/KG

Table 3. Summary of Analytical Results for Discrete Soil Samples for the Open Detonation Unit, Kirtland Air Force Base, December 2015

Method	Sample ID	Matrix	QA/QC Type	Analyte	Result*	DL	LOD	LOQ	Units
SW8330B									
	OT29-FD-H09B1-01-0001	SOIL	FD	4-Nitrotoluene	0.05 U	0.018	0.05	0.25	MG/KG
	OT29-FD-H09B1-01-0001	SOIL	FD	HMX	0.15 J	0.02	0.05	0.25	MG/KG
	OT29-FD-H09B1-01-0001	SOIL	FD	Nitrobenzene	0.05 U	0.017	0.05	0.25	MG/KG
	OT29-FD-H09B1-01-0001	SOIL	FD	Nitroglycerin	0.25 U	0.099	0.25	0.5	MG/KG
	OT29-FD-H09B1-01-0001	SOIL	FD	PETN	0.25 U	0.099	0.25	0.5	MG/KG
	OT29-FD-H09B1-01-0001	SOIL	FD	RDX	0.043 J	0.02	0.05	0.25	MG/KG
	OT29-FD-H09B1-01-0001	SOIL	FD	Tetryl	0.05 U	0.02	0.05	0.25	MG/KG
	OT29-FD-J09A1-05-0001	SOIL	FD	1,3,5-Trinitrobenzene	0.05 U	0.02	0.05	0.25	MG/KG
	OT29-FD-J09A1-05-0001	SOIL	FD	1,3-Dinitrobenzene	0.05 U	0.02	0.05	0.25	MG/KG
	OT29-FD-J09A1-05-0001	SOIL	FD	2,4,6-Trinitrotoluene	0.05 U	0.019	0.05	0.25	MG/KG
	OT29-FD-J09A1-05-0001	SOIL	FD	2,4-Dinitrotoluene	0.05 U	0.02	0.05	0.25	MG/KG
	OT29-FD-J09A1-05-0001	SOIL	FD	2-Amino-4,6-dinitrotoluene	0.05 U	0.012	0.05	0.25	MG/KG
	OT29-FD-J09A1-05-0001	SOIL	FD	2-Nitrotoluene	0.05 U	0.013	0.05	0.25	MG/KG
	OT29-FD-J09A1-05-0001	SOIL	FD	3-Nitrotoluene	0.05 U	0.015	0.05	0.25	MG/KG
	OT29-FD-J09A1-05-0001	SOIL	FD	4-Amino-2,6-dinitrotoluene	0.05 U	0.02	0.05	0.25	MG/KG
	OT29-FD-J09A1-05-0001	SOIL	FD	4-Nitrotoluene	0.05 U	0.018	0.05	0.25	MG/KG
	OT29-FD-J09A1-05-0001	SOIL	FD	HMX	0.29	0.02	0.05	0.25	MG/KG
	OT29-FD-J09A1-05-0001	SOIL	FD	Nitrobenzene	0.05 U	0.018	0.05	0.25	MG/KG
	OT29-FD-J09A1-05-0001	SOIL	FD	Nitroglycerin	0.25 U	0.1	0.25	0.5	MG/KG
	OT29-FD-J09A1-05-0001	SOIL	FD	PETN	0.25 U	0.1	0.25	0.5	MG/KG
	OT29-FD-J09A1-05-0001	SOIL	FD	RDX	0.089 J	0.02	0.05	0.25	MG/KG
	OT29-FD-J09A1-05-0001	SOIL	FD	Tetryl	0.05 U	0.02	0.05	0.25	MG/KG
	OT29-FD-J09A1-07-0405	SOIL	FD	1,3,5-Trinitrobenzene	0.05 U	0.02	0.05	0.25	MG/KG

Table 3. Summary of Analytical Results for Discrete Soil Samples for the Open Detonation Unit, Kirtland Air Force Base, December 2015

Method	Sample ID	Matrix	QA/QC Type	Analyte	Result*	DL	LOD	LOQ	Units
SW8330B									
	OT29-FD-J09A1-07-0405	SOIL	FD	1,3-Dinitrobenzene	0.05 U	0.02	0.05	0.25	MG/KG
	OT29-FD-J09A1-07-0405	SOIL	FD	2,4,6-Trinitrotoluene	0.05 U	0.019	0.05	0.25	MG/KG
	OT29-FD-J09A1-07-0405	SOIL	FD	2,4-Dinitrotoluene	0.05 U	0.02	0.05	0.25	MG/KG
	OT29-FD-J09A1-07-0405	SOIL	FD	2-Amino-4,6-dinitrotoluene	0.05 U	0.013	0.05	0.25	MG/KG
	OT29-FD-J09A1-07-0405	SOIL	FD	2-Nitrotoluene	0.05 U	0.013	0.05	0.25	MG/KG
	OT29-FD-J09A1-07-0405	SOIL	FD	3-Nitrotoluene	0.05 U	0.016	0.05	0.25	MG/KG
	OT29-FD-J09A1-07-0405	SOIL	FD	4-Amino-2,6-dinitrotoluene	0.05 U	0.02	0.05	0.25	MG/KG
	OT29-FD-J09A1-07-0405	SOIL	FD	4-Nitrotoluene	0.05 U	0.018	0.05	0.25	MG/KG
	OT29-FD-J09A1-07-0405	SOIL	FD	HMX	2.6	0.02	0.05	0.25	MG/KG
	OT29-FD-J09A1-07-0405	SOIL	FD	Nitrobenzene	0.05 U	0.018	0.05	0.25	MG/KG
	OT29-FD-J09A1-07-0405	SOIL	FD	Nitroglycerin	0.11 J	0.1	0.25	0.5	MG/KG
	OT29-FD-J09A1-07-0405	SOIL	FD	PETN	0.25 U	0.1	0.25	0.5	MG/KG
	OT29-FD-J09A1-07-0405	SOIL	FD	RDX	0.22 J	0.02	0.05	0.25	MG/KG
	OT29-FD-J09A1-07-0405	SOIL	FD	Tetryl	0.05 U	0.02	0.05	0.25	MG/KG
	OT29-FD-J09A1-15-0001	SOIL	FD	1,3,5-Trinitrobenzene	0.05 U	0.02	0.05	0.25	MG/KG
	OT29-FD-J09A1-15-0001	SOIL	FD	1,3-Dinitrobenzene	0.05 U	0.02	0.05	0.25	MG/KG
	OT29-FD-J09A1-15-0001	SOIL	FD	2,4,6-Trinitrotoluene	0.05 U	0.019	0.05	0.25	MG/KG
	OT29-FD-J09A1-15-0001	SOIL	FD	2,4-Dinitrotoluene	0.19 J	0.02	0.05	0.25	MG/KG
	OT29-FD-J09A1-15-0001	SOIL	FD	2-Amino-4,6-dinitrotoluene	0.05 U	0.012	0.05	0.25	MG/KG
	OT29-FD-J09A1-15-0001	SOIL	FD	2-Nitrotoluene	0.05 U	0.013	0.05	0.25	MG/KG
	OT29-FD-J09A1-15-0001	SOIL	FD	3-Nitrotoluene	0.05 U	0.015	0.05	0.25	MG/KG
	OT29-FD-J09A1-15-0001	SOIL	FD	4-Amino-2,6-dinitrotoluene	0.05 U	0.02	0.05	0.25	MG/KG
	OT29-FD-J09A1-15-0001	SOIL	FD	4-Nitrotoluene	0.05 U	0.018	0.05	0.25	MG/KG

Table 3. Summary of Analytical Results for Discrete Soil Samples for the Open Detonation Unit, Kirtland Air Force Base, December 2015

Method	Sample ID	Matrix	QA/QC Type	Analyte	Result*	DL	LOD	LOQ	Units
SW8330B									
	OT29-FD-J09A1-15-0001	SOIL	FD	HMX	0.36	0.02	0.05	0.25	MG/KG
	OT29-FD-J09A1-15-0001	SOIL	FD	Nitrobenzene	0.05 U	0.018	0.05	0.25	MG/KG
	OT29-FD-J09A1-15-0001	SOIL	FD	Nitroglycerin	0.25 U	0.1	0.25	0.5	MG/KG
	OT29-FD-J09A1-15-0001	SOIL	FD	PETN	0.25 U	0.1	0.25	0.5	MG/KG
	OT29-FD-J09A1-15-0001	SOIL	FD	RDX	0.073 J	0.02	0.05	0.25	MG/KG
	OT29-FD-J09A1-15-0001	SOIL	FD	Tetryl	0.05 U	0.02	0.05	0.25	MG/KG
	OT29-FD-J09B2-02-0001	SOIL	FD	1,3,5-Trinitrobenzene	0.05 U	0.02	0.05	0.25	MG/KG
	OT29-FD-J09B2-02-0001	SOIL	FD	1,3-Dinitrobenzene	0.05 U	0.02	0.05	0.25	MG/KG
	OT29-FD-J09B2-02-0001	SOIL	FD	2,4,6-Trinitrotoluene	0.05 U	0.019	0.05	0.25	MG/KG
	OT29-FD-J09B2-02-0001	SOIL	FD	2,4-Dinitrotoluene	0.05 U	0.02	0.05	0.25	MG/KG
	OT29-FD-J09B2-02-0001	SOIL	FD	2-Amino-4,6-dinitrotoluene	0.05 U	0.012	0.05	0.25	MG/KG
	OT29-FD-J09B2-02-0001	SOIL	FD	2-Nitrotoluene	0.05 U	0.013	0.05	0.25	MG/KG
	OT29-FD-J09B2-02-0001	SOIL	FD	3-Nitrotoluene	0.05 U	0.015	0.05	0.25	MG/KG
	OT29-FD-J09B2-02-0001	SOIL	FD	4-Amino-2,6-dinitrotoluene	0.05 U	0.02	0.05	0.25	MG/KG
	OT29-FD-J09B2-02-0001	SOIL	FD	4-Nitrotoluene	0.05 U	0.018	0.05	0.25	MG/KG
	OT29-FD-J09B2-02-0001	SOIL	FD	HMX	0.084 J	0.02	0.05	0.25	MG/KG
	OT29-FD-J09B2-02-0001	SOIL	FD	Nitrobenzene	0.05 U	0.017	0.05	0.25	MG/KG
	OT29-FD-J09B2-02-0001	SOIL	FD	Nitroglycerin	0.25 UJ	0.099	0.25	0.5	MG/KG
	OT29-FD-J09B2-02-0001	SOIL	FD	PETN	0.25 U	0.099	0.25	0.5	MG/KG
	OT29-FD-J09B2-02-0001	SOIL	FD	RDX	0.05 U	0.02	0.05	0.25	MG/KG
	OT29-FD-J09B2-02-0001	SOIL	FD	Tetryl	0.76 J	0.02	0.05	0.25	MG/KG
	OT29-FD-J09B2-04-0001	SOIL	FD	1,3,5-Trinitrobenzene	0.05 U	0.02	0.05	0.25	MG/KG
	OT29-FD-J09B2-04-0001	SOIL	FD	1,3-Dinitrobenzene	0.05 U	0.02	0.05	0.25	MG/KG

Table 3. Summary of Analytical Results for Discrete Soil Samples for the Open Detonation Unit, Kirtland Air Force Base, December 2015

Method	Sample ID	Matrix	QA/QC Type	Analyte	Result*	DL	LOD	LOQ	Units
SW8330B									
	OT29-FD-J09B2-04-0001	SOIL	FD	2,4,6-Trinitrotoluene	0.05 U	0.019	0.05	0.25	MG/KG
	OT29-FD-J09B2-04-0001	SOIL	FD	2,4-Dinitrotoluene	0.28	0.02	0.05	0.25	MG/KG
	OT29-FD-J09B2-04-0001	SOIL	FD	2-Amino-4,6-dinitrotoluene	0.05 U	0.013	0.05	0.25	MG/KG
	OT29-FD-J09B2-04-0001	SOIL	FD	2-Nitrotoluene	0.05 U	0.013	0.05	0.25	MG/KG
	OT29-FD-J09B2-04-0001	SOIL	FD	3-Nitrotoluene	0.05 U	0.016	0.05	0.25	MG/KG
	OT29-FD-J09B2-04-0001	SOIL	FD	4-Amino-2,6-dinitrotoluene	0.05 U	0.02	0.05	0.25	MG/KG
	OT29-FD-J09B2-04-0001	SOIL	FD	4-Nitrotoluene	0.05 U	0.018	0.05	0.25	MG/KG
	OT29-FD-J09B2-04-0001	SOIL	FD	HMX	0.054 J	0.02	0.05	0.25	MG/KG
	OT29-FD-J09B2-04-0001	SOIL	FD	Nitrobenzene	0.05 U	0.018	0.05	0.25	MG/KG
	OT29-FD-J09B2-04-0001	SOIL	FD	Nitroglycerin	0.25 U	0.1	0.25	0.5	MG/KG
	OT29-FD-J09B2-04-0001	SOIL	FD	PETN	0.25 U	0.1	0.25	0.5	MG/KG
	OT29-FD-J09B2-04-0001	SOIL	FD	RDX	0.05 U	0.02	0.05	0.25	MG/KG
	OT29-FD-J09B2-04-0001	SOIL	FD	Tetryl	0.05 U	0.02	0.05	0.25	MG/KG
	OT29-FD-JO9A1-17-0405	SOIL	FD	1,3,5-Trinitrobenzene	0.05 U	0.02	0.05	0.25	MG/KG
	OT29-FD-JO9A1-17-0405	SOIL	FD	1,3-Dinitrobenzene	0.05 U	0.02	0.05	0.25	MG/KG
	OT29-FD-JO9A1-17-0405	SOIL	FD	2,4,6-Trinitrotoluene	0.05 U	0.019	0.05	0.25	MG/KG
	OT29-FD-JO9A1-17-0405	SOIL	FD	2,4-Dinitrotoluene	0.05 U	0.02	0.05	0.25	MG/KG
	OT29-FD-JO9A1-17-0405	SOIL	FD	2-Amino-4,6-dinitrotoluene	0.05 U	0.013	0.05	0.25	MG/KG
	OT29-FD-JO9A1-17-0405	SOIL	FD	2-Nitrotoluene	0.05 U	0.013	0.05	0.25	MG/KG
	OT29-FD-JO9A1-17-0405	SOIL	FD	3-Nitrotoluene	0.05 U	0.016	0.05	0.25	MG/KG
	OT29-FD-JO9A1-17-0405	SOIL	FD	4-Amino-2,6-dinitrotoluene	0.05 U	0.02	0.05	0.25	MG/KG
	OT29-FD-JO9A1-17-0405	SOIL	FD	4-Nitrotoluene	0.05 U	0.018	0.05	0.25	MG/KG
	OT29-FD-JO9A1-17-0405	SOIL	FD	HMX	0.036 J	0.02	0.05	0.25	MG/KG

Table 3. Summary of Analytical Results for Discrete Soil Samples for the Open Detonation Unit, Kirtland Air Force Base, December 2015

Method	Sample ID	Matrix	QA/QC Type	Analyte	Result*	DL	LOD	LOQ	Units
SW8330B									
	OT29-FD-JO9A1-17-0405	SOIL	FD	Nitrobenzene	0.05 U	0.018	0.05	0.25	MG/KG
	OT29-FD-JO9A1-17-0405	SOIL	FD	Nitroglycerin	0.25 U	0.1	0.25	0.5	MG/KG
	OT29-FD-JO9A1-17-0405	SOIL	FD	PETN	0.25 U	0.1	0.25	0.5	MG/KG
	OT29-FD-JO9A1-17-0405	SOIL	FD	RDX	0.05 U	0.02	0.05	0.25	MG/KG
	OT29-FD-JO9A1-17-0405	SOIL	FD	Tetryl	0.05 U	0.02	0.05	0.25	MG/KG
	OT29-FD-JO9B1-01-0001	SOIL	FD	1,3,5-Trinitrobenzene	0.05 U	0.02	0.05	0.25	MG/KG
	OT29-FD-JO9B1-01-0001	SOIL	FD	1,3-Dinitrobenzene	0.05 U	0.02	0.05	0.25	MG/KG
	OT29-FD-JO9B1-01-0001	SOIL	FD	2,4,6-Trinitrotoluene	0.05 U	0.019	0.05	0.25	MG/KG
	OT29-FD-JO9B1-01-0001	SOIL	FD	2,4-Dinitrotoluene	0.05 U	0.02	0.05	0.25	MG/KG
	OT29-FD-JO9B1-01-0001	SOIL	FD	2-Amino-4,6-dinitrotoluene	0.05 U	0.013	0.05	0.25	MG/KG
	OT29-FD-JO9B1-01-0001	SOIL	FD	2-Nitrotoluene	0.05 U	0.013	0.05	0.25	MG/KG
	OT29-FD-JO9B1-01-0001	SOIL	FD	3-Nitrotoluene	0.05 U	0.016	0.05	0.25	MG/KG
	OT29-FD-JO9B1-01-0001	SOIL	FD	4-Amino-2,6-dinitrotoluene	0.05 U	0.02	0.05	0.25	MG/KG
	OT29-FD-JO9B1-01-0001	SOIL	FD	4-Nitrotoluene	0.05 U	0.018	0.05	0.25	MG/KG
	OT29-FD-JO9B1-01-0001	SOIL	FD	HMX	0.24 J	0.02	0.05	0.25	MG/KG
	OT29-FD-JO9B1-01-0001	SOIL	FD	Nitrobenzene	0.05 U	0.018	0.05	0.25	MG/KG
	OT29-FD-JO9B1-01-0001	SOIL	FD	Nitroglycerin	0.25 U	0.1	0.25	0.5	MG/KG
	OT29-FD-JO9B1-01-0001	SOIL	FD	PETN	0.25 U	0.1	0.25	0.5	MG/KG
	OT29-FD-JO9B1-01-0001	SOIL	FD	RDX	0.17 J	0.02	0.05	0.25	MG/KG
	OT29-FD-JO9B1-01-0001	SOIL	FD	Tetryl	0.05 U	0.02	0.05	0.25	MG/KG
	OT29-FD-K09A2-01-0405	SOIL	FD	1,3,5-Trinitrobenzene	0.05 U	0.02	0.05	0.25	MG/KG
	OT29-FD-K09A2-01-0405	SOIL	FD	1,3-Dinitrobenzene	0.05 U	0.02	0.05	0.25	MG/KG
	OT29-FD-K09A2-01-0405	SOIL	FD	2,4,6-Trinitrotoluene	0.05 U	0.019	0.05	0.25	MG/KG

Table 3. Summary of Analytical Results for Discrete Soil Samples for the Open Detonation Unit, Kirtland Air Force Base, December 2015

Method	Sample ID	Matrix	QA/QC Type	Analyte	Result*	DL	LOD	LOQ	Units
SW8330B									
	OT29-FD-K09A2-01-0405	SOIL	FD	2,4-Dinitrotoluene	0.05 U	0.02	0.05	0.25	MG/KG
	OT29-FD-K09A2-01-0405	SOIL	FD	2-Amino-4,6-dinitrotoluene	0.05 U	0.012	0.05	0.25	MG/KG
	OT29-FD-K09A2-01-0405	SOIL	FD	2-Nitrotoluene	0.05 U	0.013	0.05	0.25	MG/KG
	OT29-FD-K09A2-01-0405	SOIL	FD	3-Nitrotoluene	0.05 U	0.015	0.05	0.25	MG/KG
	OT29-FD-K09A2-01-0405	SOIL	FD	4-Amino-2,6-dinitrotoluene	0.05 U	0.02	0.05	0.25	MG/KG
	OT29-FD-K09A2-01-0405	SOIL	FD	4-Nitrotoluene	0.05 U	0.018	0.05	0.25	MG/KG
	OT29-FD-K09A2-01-0405	SOIL	FD	HMX	0.05 U	0.02	0.05	0.25	MG/KG
	OT29-FD-K09A2-01-0405	SOIL	FD	Nitrobenzene	0.05 U	0.018	0.05	0.25	MG/KG
	OT29-FD-K09A2-01-0405	SOIL	FD	Nitroglycerin	0.25 U	0.1	0.25	0.5	MG/KG
	OT29-FD-K09A2-01-0405	SOIL	FD	PETN	0.25 U	0.1	0.25	0.5	MG/KG
	OT29-FD-K09A2-01-0405	SOIL	FD	RDX	0.05 U	0.02	0.05	0.25	MG/KG
	OT29-FD-K09A2-01-0405	SOIL	FD	Tetryl	0.05 U	0.02	0.05	0.25	MG/KG
	OT29-SO-H09B1-01-0001	SOIL	N	1,3,5-Trinitrobenzene	0.05 U	0.02	0.05	0.25	MG/KG
	OT29-SO-H09B1-01-0001	SOIL	N	1,3-Dinitrobenzene	0.05 U	0.02	0.05	0.25	MG/KG
	OT29-SO-H09B1-01-0001	SOIL	N	2,4,6-Trinitrotoluene	0.05 U	0.019	0.05	0.25	MG/KG
	OT29-SO-H09B1-01-0001	SOIL	N	2,4-Dinitrotoluene	0.05 U	0.02	0.05	0.25	MG/KG
	OT29-SO-H09B1-01-0001	SOIL	N	2-Amino-4,6-dinitrotoluene	0.05 U	0.012	0.05	0.25	MG/KG
	OT29-SO-H09B1-01-0001	SOIL	N	2-Nitrotoluene	0.05 U	0.013	0.05	0.25	MG/KG
	OT29-SO-H09B1-01-0001	SOIL	N	3-Nitrotoluene	0.05 U	0.015	0.05	0.25	MG/KG
	OT29-SO-H09B1-01-0001	SOIL	N	4-Amino-2,6-dinitrotoluene	0.05 U	0.02	0.05	0.25	MG/KG
	OT29-SO-H09B1-01-0001	SOIL	N	4-Nitrotoluene	0.05 U	0.018	0.05	0.25	MG/KG
	OT29-SO-H09B1-01-0001	SOIL	N	HMX	0.23 J	0.02	0.05	0.25	MG/KG
	OT29-SO-H09B1-01-0001	SOIL	N	Nitrobenzene	0.05 U	0.017	0.05	0.25	MG/KG

Table 3. Summary of Analytical Results for Discrete Soil Samples for the Open Detonation Unit, Kirtland Air Force Base, December 2015

Method	Sample ID	Matrix	QA/QC Type	Analyte	Result*	DL	LOD	LOQ	Units
SW8330B									
	OT29-SO-H09B1-01-0001	SOIL	N	Nitroglycerin	0.25 U	0.099	0.25	0.5	MG/KG
	OT29-SO-H09B1-01-0001	SOIL	N	PETN	0.25 U	0.099	0.25	0.5	MG/KG
	OT29-SO-H09B1-01-0001	SOIL	N	RDX	0.047 J	0.02	0.05	0.25	MG/KG
	OT29-SO-H09B1-01-0001	SOIL	N	Tetryl	0.05 U	0.02	0.05	0.25	MG/KG
	OT29-SO-H09B1-01-0405	SOIL	N	1,3,5-Trinitrobenzene	0.05 U	0.02	0.05	0.25	MG/KG
	OT29-SO-H09B1-01-0405	SOIL	N	1,3-Dinitrobenzene	0.05 U	0.02	0.05	0.25	MG/KG
	OT29-SO-H09B1-01-0405	SOIL	N	2,4,6-Trinitrotoluene	0.05 U	0.019	0.05	0.25	MG/KG
	OT29-SO-H09B1-01-0405	SOIL	N	2,4-Dinitrotoluene	0.05 U	0.02	0.05	0.25	MG/KG
	OT29-SO-H09B1-01-0405	SOIL	N	2-Amino-4,6-dinitrotoluene	0.05 U	0.012	0.05	0.25	MG/KG
	OT29-SO-H09B1-01-0405	SOIL	N	2-Nitrotoluene	0.05 U	0.013	0.05	0.25	MG/KG
	OT29-SO-H09B1-01-0405	SOIL	N	3-Nitrotoluene	0.05 U	0.015	0.05	0.25	MG/KG
	OT29-SO-H09B1-01-0405	SOIL	N	4-Amino-2,6-dinitrotoluene	0.05 U	0.02	0.05	0.25	MG/KG
	OT29-SO-H09B1-01-0405	SOIL	N	4-Nitrotoluene	0.05 U	0.018	0.05	0.25	MG/KG
	OT29-SO-H09B1-01-0405	SOIL	N	HMX	0.053 J	0.02	0.05	0.25	MG/KG
	OT29-SO-H09B1-01-0405	SOIL	N	Nitrobenzene	0.05 U	0.017	0.05	0.25	MG/KG
	OT29-SO-H09B1-01-0405	SOIL	N	Nitroglycerin	0.25 U	0.099	0.25	0.5	MG/KG
	OT29-SO-H09B1-01-0405	SOIL	N	PETN	0.25 U	0.099	0.25	0.5	MG/KG
	OT29-SO-H09B1-01-0405	SOIL	N	RDX	0.05 U	0.02	0.05	0.25	MG/KG
	OT29-SO-H09B1-01-0405	SOIL	N	Tetryl	0.05 U	0.02	0.05	0.25	MG/KG
	OT29-SO-H09B1-01-0910	SOIL	N	1,3,5-Trinitrobenzene	0.05 U	0.02	0.05	0.25	MG/KG
	OT29-SO-H09B1-01-0910	SOIL	N	1,3-Dinitrobenzene	0.05 U	0.02	0.05	0.25	MG/KG
	OT29-SO-H09B1-01-0910	SOIL	N	2,4,6-Trinitrotoluene	0.05 U	0.019	0.05	0.25	MG/KG
	OT29-SO-H09B1-01-0910	SOIL	N	2,4-Dinitrotoluene	0.05 U	0.02	0.05	0.25	MG/KG

Table 3. Summary of Analytical Results for Discrete Soil Samples for the Open Detonation Unit, Kirtland Air Force Base, December 2015

Method	Sample ID	Matrix	QA/QC Type	Analyte	Result*	DL	LOD	LOQ	Units
SW8330B									
	OT29-SO-H09B1-01-0910	SOIL	N	2-Amino-4,6-dinitrotoluene	0.05 U	0.012	0.05	0.25	MG/KG
	OT29-SO-H09B1-01-0910	SOIL	N	2-Nitrotoluene	0.05 U	0.013	0.05	0.25	MG/KG
	OT29-SO-H09B1-01-0910	SOIL	N	3-Nitrotoluene	0.05 U	0.015	0.05	0.25	MG/KG
	OT29-SO-H09B1-01-0910	SOIL	N	4-Amino-2,6-dinitrotoluene	0.05 U	0.02	0.05	0.25	MG/KG
	OT29-SO-H09B1-01-0910	SOIL	N	4-Nitrotoluene	0.05 U	0.018	0.05	0.25	MG/KG
	OT29-SO-H09B1-01-0910	SOIL	N	HMX	0.05 U	0.02	0.05	0.25	MG/KG
	OT29-SO-H09B1-01-0910	SOIL	N	Nitrobenzene	0.05 U	0.018	0.05	0.25	MG/KG
	OT29-SO-H09B1-01-0910	SOIL	N	Nitroglycerin	0.25 U	0.1	0.25	0.5	MG/KG
	OT29-SO-H09B1-01-0910	SOIL	N	PETN	0.25 U	0.1	0.25	0.5	MG/KG
	OT29-SO-H09B1-01-0910	SOIL	N	RDX	0.05 U	0.02	0.05	0.25	MG/KG
	OT29-SO-H09B1-01-0910	SOIL	N	Tetryl	0.05 U	0.02	0.05	0.25	MG/KG
	OT29-SO-H09B1-01-1415	SOIL	N	1,3,5-Trinitrobenzene	0.05 U	0.02	0.05	0.25	MG/KG
	OT29-SO-H09B1-01-1415	SOIL	N	1,3-Dinitrobenzene	0.05 U	0.02	0.05	0.25	MG/KG
	OT29-SO-H09B1-01-1415	SOIL	N	2,4,6-Trinitrotoluene	0.05 U	0.019	0.05	0.25	MG/KG
	OT29-SO-H09B1-01-1415	SOIL	N	2,4-Dinitrotoluene	0.05 U	0.02	0.05	0.25	MG/KG
	OT29-SO-H09B1-01-1415	SOIL	N	2-Amino-4,6-dinitrotoluene	0.05 U	0.012	0.05	0.25	MG/KG
	OT29-SO-H09B1-01-1415	SOIL	N	2-Nitrotoluene	0.05 U	0.013	0.05	0.25	MG/KG
	OT29-SO-H09B1-01-1415	SOIL	N	3-Nitrotoluene	0.05 U	0.015	0.05	0.25	MG/KG
	OT29-SO-H09B1-01-1415	SOIL	N	4-Amino-2,6-dinitrotoluene	0.05 U	0.02	0.05	0.25	MG/KG
	OT29-SO-H09B1-01-1415	SOIL	N	4-Nitrotoluene	0.05 U	0.018	0.05	0.25	MG/KG
	OT29-SO-H09B1-01-1415	SOIL	N	HMX	0.05 U	0.02	0.05	0.25	MG/KG
	OT29-SO-H09B1-01-1415	SOIL	N	Nitrobenzene	0.05 U	0.017	0.05	0.25	MG/KG
	OT29-SO-H09B1-01-1415	SOIL	N	Nitroglycerin	0.25 U	0.099	0.25	0.5	MG/KG

Table 3. Summary of Analytical Results for Discrete Soil Samples for the Open Detonation Unit, Kirtland Air Force Base, December 2015

Method	Sample ID	Matrix	QA/QC Type	Analyte	Result*	DL	LOD	LOQ	Units
SW8330B									
	OT29-SO-H09B1-01-1415	SOIL	N	PETN	0.25 U	0.099	0.25	0.5	MG/KG
	OT29-SO-H09B1-01-1415	SOIL	N	RDX	0.05 U	0.02	0.05	0.25	MG/KG
	OT29-SO-H09B1-01-1415	SOIL	N	Tetryl	0.05 U	0.02	0.05	0.25	MG/KG
	OT29-SO-J09A1-02-0001	SOIL	N	1,3,5-Trinitrobenzene	0.05 U	0.02	0.05	0.25	MG/KG
	OT29-SO-J09A1-02-0001	SOIL	N	1,3-Dinitrobenzene	0.05 U	0.02	0.05	0.25	MG/KG
	OT29-SO-J09A1-02-0001	SOIL	N	2,4,6-Trinitrotoluene	0.05 U	0.019	0.05	0.25	MG/KG
	OT29-SO-J09A1-02-0001	SOIL	N	2,4-Dinitrotoluene	0.05 U	0.02	0.05	0.25	MG/KG
	OT29-SO-J09A1-02-0001	SOIL	N	2-Amino-4,6-dinitrotoluene	0.05 U	0.012	0.05	0.25	MG/KG
	OT29-SO-J09A1-02-0001	SOIL	N	2-Nitrotoluene	0.05 U	0.013	0.05	0.25	MG/KG
	OT29-SO-J09A1-02-0001	SOIL	N	3-Nitrotoluene	0.05 U	0.015	0.05	0.25	MG/KG
	OT29-SO-J09A1-02-0001	SOIL	N	4-Amino-2,6-dinitrotoluene	0.05 U	0.02	0.05	0.25	MG/KG
	OT29-SO-J09A1-02-0001	SOIL	N	4-Nitrotoluene	0.05 U	0.018	0.05	0.25	MG/KG
	OT29-SO-J09A1-02-0001	SOIL	N	HMX	0.64	0.02	0.05	0.25	MG/KG
	OT29-SO-J09A1-02-0001	SOIL	N	Nitrobenzene	0.05 U	0.018	0.05	0.25	MG/KG
	OT29-SO-J09A1-02-0001	SOIL	N	Nitroglycerin	0.39 J	0.1	0.25	0.5	MG/KG
	OT29-SO-J09A1-02-0001	SOIL	N	PETN	0.25 U	0.1	0.25	0.5	MG/KG
	OT29-SO-J09A1-02-0001	SOIL	N	RDX	0.05 U	0.02	0.05	0.25	MG/KG
	OT29-SO-J09A1-02-0001	SOIL	N	Tetryl	0.05 U	0.02	0.05	0.25	MG/KG
	OT29-SO-J09A1-02-0405	SOIL	N	1,3,5-Trinitrobenzene	0.05 U	0.02	0.05	0.25	MG/KG
	OT29-SO-J09A1-02-0405	SOIL	N	1,3-Dinitrobenzene	0.05 U	0.02	0.05	0.25	MG/KG
	OT29-SO-J09A1-02-0405	SOIL	N	2,4,6-Trinitrotoluene	0.092 J	0.019	0.05	0.25	MG/KG
	OT29-SO-J09A1-02-0405	SOIL	N	2,4-Dinitrotoluene	0.05 U	0.02	0.05	0.25	MG/KG
	OT29-SO-J09A1-02-0405	SOIL	N	2-Amino-4,6-dinitrotoluene	0.05 U	0.013	0.05	0.25	MG/KG

Table 3. Summary of Analytical Results for Discrete Soil Samples for the Open Detonation Unit, Kirtland Air Force Base, December 2015

Method	Sample ID	Matrix	QA/QC Type	Analyte	Result*	DL	LOD	LOQ	Units
SW8330B									
	OT29-SO-J09A1-02-0405	SOIL	N	2-Nitrotoluene	0.05 U	0.013	0.05	0.25	MG/KG
	OT29-SO-J09A1-02-0405	SOIL	N	3-Nitrotoluene	0.05 U	0.016	0.05	0.25	MG/KG
	OT29-SO-J09A1-02-0405	SOIL	N	4-Amino-2,6-dinitrotoluene	0.05 U	0.02	0.05	0.25	MG/KG
	OT29-SO-J09A1-02-0405	SOIL	N	4-Nitrotoluene	0.05 U	0.018	0.05	0.25	MG/KG
	OT29-SO-J09A1-02-0405	SOIL	N	HMX	0.055 J	0.02	0.05	0.25	MG/KG
	OT29-SO-J09A1-02-0405	SOIL	N	Nitrobenzene	0.05 U	0.018	0.05	0.25	MG/KG
	OT29-SO-J09A1-02-0405	SOIL	N	Nitroglycerin	0.25 U	0.1	0.25	0.5	MG/KG
	OT29-SO-J09A1-02-0405	SOIL	N	PETN	0.25 U	0.1	0.25	0.5	MG/KG
	OT29-SO-J09A1-02-0405	SOIL	N	RDX	0.076 J	0.02	0.05	0.25	MG/KG
	OT29-SO-J09A1-02-0405	SOIL	N	Tetryl	0.05 U	0.02	0.05	0.25	MG/KG
	OT29-SO-J09A1-02-0910	SOIL	N	1,3,5-Trinitrobenzene	0.05 U	0.02	0.05	0.25	MG/KG
	OT29-SO-J09A1-02-0910	SOIL	N	1,3-Dinitrobenzene	0.05 U	0.02	0.05	0.25	MG/KG
	OT29-SO-J09A1-02-0910	SOIL	N	2,4,6-Trinitrotoluene	0.05 U	0.019	0.05	0.25	MG/KG
	OT29-SO-J09A1-02-0910	SOIL	N	2,4-Dinitrotoluene	0.05 U	0.02	0.05	0.25	MG/KG
	OT29-SO-J09A1-02-0910	SOIL	N	2-Amino-4,6-dinitrotoluene	0.05 U	0.012	0.05	0.25	MG/KG
	OT29-SO-J09A1-02-0910	SOIL	N	2-Nitrotoluene	0.05 U	0.013	0.05	0.25	MG/KG
	OT29-SO-J09A1-02-0910	SOIL	N	3-Nitrotoluene	0.05 U	0.015	0.05	0.25	MG/KG
	OT29-SO-J09A1-02-0910	SOIL	N	4-Amino-2,6-dinitrotoluene	0.05 U	0.02	0.05	0.25	MG/KG
	OT29-SO-J09A1-02-0910	SOIL	N	4-Nitrotoluene	0.05 U	0.018	0.05	0.25	MG/KG
	OT29-SO-J09A1-02-0910	SOIL	N	HMX	0.05 U	0.02	0.05	0.25	MG/KG
	OT29-SO-J09A1-02-0910	SOIL	N	Nitrobenzene	0.05 U	0.018	0.05	0.25	MG/KG
	OT29-SO-J09A1-02-0910	SOIL	N	Nitroglycerin	0.25 U	0.1	0.25	0.5	MG/KG
	OT29-SO-J09A1-02-0910	SOIL	N	PETN	0.25 U	0.1	0.25	0.5	MG/KG

Table 3. Summary of Analytical Results for Discrete Soil Samples for the Open Detonation Unit, Kirtland Air Force Base, December 2015

Method	Sample ID	Matrix	QA/QC Type	Analyte	Result*	DL	LOD	LOQ	Units
SW8330B									
	OT29-SO-J09A1-02-0910	SOIL	N	RDX	0.05 U	0.02	0.05	0.25	MG/KG
	OT29-SO-J09A1-02-0910	SOIL	N	Tetryl	0.05 U	0.02	0.05	0.25	MG/KG
	OT29-SO-J09A1-02-1415	SOIL	N	1,3,5-Trinitrobenzene	0.05 U	0.02	0.05	0.25	MG/KG
	OT29-SO-J09A1-02-1415	SOIL	N	1,3-Dinitrobenzene	0.05 U	0.02	0.05	0.25	MG/KG
	OT29-SO-J09A1-02-1415	SOIL	N	2,4,6-Trinitrotoluene	0.05 U	0.019	0.05	0.25	MG/KG
	OT29-SO-J09A1-02-1415	SOIL	N	2,4-Dinitrotoluene	0.05 U	0.02	0.05	0.25	MG/KG
	OT29-SO-J09A1-02-1415	SOIL	N	2-Amino-4,6-dinitrotoluene	0.05 U	0.012	0.05	0.25	MG/KG
	OT29-SO-J09A1-02-1415	SOIL	N	2-Nitrotoluene	0.05 U	0.013	0.05	0.25	MG/KG
	OT29-SO-J09A1-02-1415	SOIL	N	3-Nitrotoluene	0.05 U	0.015	0.05	0.25	MG/KG
	OT29-SO-J09A1-02-1415	SOIL	N	4-Amino-2,6-dinitrotoluene	0.05 U	0.02	0.05	0.25	MG/KG
	OT29-SO-J09A1-02-1415	SOIL	N	4-Nitrotoluene	0.05 U	0.018	0.05	0.25	MG/KG
	OT29-SO-J09A1-02-1415	SOIL	N	HMX	0.05 U	0.02	0.05	0.25	MG/KG
	OT29-SO-J09A1-02-1415	SOIL	N	Nitrobenzene	0.05 U	0.017	0.05	0.25	MG/KG
	OT29-SO-J09A1-02-1415	SOIL	N	Nitroglycerin	0.25 U	0.099	0.25	0.5	MG/KG
	OT29-SO-J09A1-02-1415	SOIL	N	PETN	0.25 U	0.099	0.25	0.5	MG/KG
	OT29-SO-J09A1-02-1415	SOIL	N	RDX	0.05 U	0.02	0.05	0.25	MG/KG
	OT29-SO-J09A1-02-1415	SOIL	N	Tetryl	0.05 U	0.02	0.05	0.25	MG/KG
	OT29-SO-J09A1-04-0001	SOIL	N	1,3,5-Trinitrobenzene	0.05 U	0.02	0.05	0.25	MG/KG
	OT29-SO-J09A1-04-0001	SOIL	N	1,3-Dinitrobenzene	0.05 U	0.02	0.05	0.25	MG/KG
	OT29-SO-J09A1-04-0001	SOIL	N	2,4,6-Trinitrotoluene	0.05 U	0.019	0.05	0.25	MG/KG
	OT29-SO-J09A1-04-0001	SOIL	N	2,4-Dinitrotoluene	0.05 U	0.02	0.05	0.25	MG/KG
	OT29-SO-J09A1-04-0001	SOIL	N	2-Amino-4,6-dinitrotoluene	0.05 U	0.012	0.05	0.25	MG/KG
	OT29-SO-J09A1-04-0001	SOIL	N	2-Nitrotoluene	0.05 U	0.013	0.05	0.25	MG/KG

Table 3. Summary of Analytical Results for Discrete Soil Samples for the Open Detonation Unit, Kirtland Air Force Base, December 2015

Method	Sample ID	Matrix	QA/QC Type	Analyte	Result*	DL	LOD	LOQ	Units
SW8330B									
	OT29-SO-J09A1-04-0001	SOIL	N	3-Nitrotoluene	0.05 U	0.015	0.05	0.25	MG/KG
	OT29-SO-J09A1-04-0001	SOIL	N	4-Amino-2,6-dinitrotoluene	0.05 U	0.02	0.05	0.25	MG/KG
	OT29-SO-J09A1-04-0001	SOIL	N	4-Nitrotoluene	0.05 U	0.018	0.05	0.25	MG/KG
	OT29-SO-J09A1-04-0001	SOIL	N	HMX	1.1	0.02	0.05	0.25	MG/KG
	OT29-SO-J09A1-04-0001	SOIL	N	Nitrobenzene	0.05 U	0.018	0.05	0.25	MG/KG
	OT29-SO-J09A1-04-0001	SOIL	N	Nitroglycerin	0.42 J	0.1	0.25	0.5	MG/KG
	OT29-SO-J09A1-04-0001	SOIL	N	PETN	0.25 U	0.1	0.25	0.5	MG/KG
	OT29-SO-J09A1-04-0001	SOIL	N	RDX	0.16 J	0.02	0.05	0.25	MG/KG
	OT29-SO-J09A1-04-0001	SOIL	N	Tetryl	0.05 U	0.02	0.05	0.25	MG/KG
	OT29-SO-J09A1-04-0405	SOIL	N	1,3,5-Trinitrobenzene	0.05 U	0.02	0.05	0.25	MG/KG
	OT29-SO-J09A1-04-0405	SOIL	N	1,3-Dinitrobenzene	0.05 U	0.02	0.05	0.25	MG/KG
	OT29-SO-J09A1-04-0405	SOIL	N	2,4,6-Trinitrotoluene	0.05 U	0.019	0.05	0.25	MG/KG
	OT29-SO-J09A1-04-0405	SOIL	N	2,4-Dinitrotoluene	0.05 U	0.02	0.05	0.25	MG/KG
	OT29-SO-J09A1-04-0405	SOIL	N	2-Amino-4,6-dinitrotoluene	0.05 U	0.012	0.05	0.25	MG/KG
	OT29-SO-J09A1-04-0405	SOIL	N	2-Nitrotoluene	0.05 U	0.013	0.05	0.25	MG/KG
	OT29-SO-J09A1-04-0405	SOIL	N	3-Nitrotoluene	0.05 U	0.015	0.05	0.25	MG/KG
	OT29-SO-J09A1-04-0405	SOIL	N	4-Amino-2,6-dinitrotoluene	0.05 U	0.02	0.05	0.25	MG/KG
	OT29-SO-J09A1-04-0405	SOIL	N	4-Nitrotoluene	0.05 U	0.018	0.05	0.25	MG/KG
	OT29-SO-J09A1-04-0405	SOIL	N	HMX	0.2 J	0.02	0.05	0.25	MG/KG
	OT29-SO-J09A1-04-0405	SOIL	N	Nitrobenzene	0.05 U	0.017	0.05	0.25	MG/KG
	OT29-SO-J09A1-04-0405	SOIL	N	Nitroglycerin	0.25 U	0.099	0.25	0.5	MG/KG
	OT29-SO-J09A1-04-0405	SOIL	N	PETN	0.25 U	0.099	0.25	0.5	MG/KG
	OT29-SO-J09A1-04-0405	SOIL	N	RDX	0.05 U	0.02	0.05	0.25	MG/KG

Table 3. Summary of Analytical Results for Discrete Soil Samples for the Open Detonation Unit, Kirtland Air Force Base, December 2015

Method	Sample ID	Matrix	QA/QC Type	Analyte	Result*	DL	LOD	LOQ	Units
SW8330B									
	OT29-SO-J09A1-04-0405	SOIL	N	Tetryl	0.05 U	0.02	0.05	0.25	MG/KG
	OT29-SO-J09A1-04-0910	SOIL	N	1,3,5-Trinitrobenzene	0.05 U	0.02	0.05	0.25	MG/KG
	OT29-SO-J09A1-04-0910	SOIL	N	1,3-Dinitrobenzene	0.05 U	0.02	0.05	0.25	MG/KG
	OT29-SO-J09A1-04-0910	SOIL	N	2,4,6-Trinitrotoluene	0.05 U	0.019	0.05	0.25	MG/KG
	OT29-SO-J09A1-04-0910	SOIL	N	2,4-Dinitrotoluene	0.05 U	0.02	0.05	0.25	MG/KG
	OT29-SO-J09A1-04-0910	SOIL	N	2-Amino-4,6-dinitrotoluene	0.05 U	0.012	0.05	0.25	MG/KG
	OT29-SO-J09A1-04-0910	SOIL	N	2-Nitrotoluene	0.05 U	0.013	0.05	0.25	MG/KG
	OT29-SO-J09A1-04-0910	SOIL	N	3-Nitrotoluene	0.05 U	0.015	0.05	0.25	MG/KG
	OT29-SO-J09A1-04-0910	SOIL	N	4-Amino-2,6-dinitrotoluene	0.05 U	0.02	0.05	0.25	MG/KG
	OT29-SO-J09A1-04-0910	SOIL	N	4-Nitrotoluene	0.05 U	0.018	0.05	0.25	MG/KG
	OT29-SO-J09A1-04-0910	SOIL	N	HMX	0.05 U	0.02	0.05	0.25	MG/KG
	OT29-SO-J09A1-04-0910	SOIL	N	Nitrobenzene	0.05 U	0.018	0.05	0.25	MG/KG
	OT29-SO-J09A1-04-0910	SOIL	N	Nitroglycerin	0.25 U	0.1	0.25	0.5	MG/KG
	OT29-SO-J09A1-04-0910	SOIL	N	PETN	0.25 U	0.1	0.25	0.5	MG/KG
	OT29-SO-J09A1-04-0910	SOIL	N	RDX	0.05 U	0.02	0.05	0.25	MG/KG
	OT29-SO-J09A1-04-0910	SOIL	N	Tetryl	0.05 U	0.02	0.05	0.25	MG/KG
	OT29-SO-J09A1-04-1415	SOIL	N	1,3,5-Trinitrobenzene	0.05 U	0.02	0.05	0.25	MG/KG
	OT29-SO-J09A1-04-1415	SOIL	N	1,3-Dinitrobenzene	0.05 U	0.02	0.05	0.25	MG/KG
	OT29-SO-J09A1-04-1415	SOIL	N	2,4,6-Trinitrotoluene	0.05 U	0.019	0.05	0.25	MG/KG
	OT29-SO-J09A1-04-1415	SOIL	N	2,4-Dinitrotoluene	0.05 U	0.02	0.05	0.25	MG/KG
	OT29-SO-J09A1-04-1415	SOIL	N	2-Amino-4,6-dinitrotoluene	0.05 U	0.013	0.05	0.25	MG/KG
	OT29-SO-J09A1-04-1415	SOIL	N	2-Nitrotoluene	0.05 U	0.013	0.05	0.25	MG/KG
	OT29-SO-J09A1-04-1415	SOIL	N	3-Nitrotoluene	0.05 U	0.016	0.05	0.25	MG/KG

Table 3. Summary of Analytical Results for Discrete Soil Samples for the Open Detonation Unit, Kirtland Air Force Base, December 2015

Method	Sample ID	Matrix	QA/QC Type	Analyte	Result*	DL	LOD	LOQ	Units
SW8330B									
	OT29-SO-J09A1-04-1415	SOIL	N	4-Amino-2,6-dinitrotoluene	0.05 U	0.02	0.05	0.25	MG/KG
	OT29-SO-J09A1-04-1415	SOIL	N	4-Nitrotoluene	0.05 U	0.018	0.05	0.25	MG/KG
	OT29-SO-J09A1-04-1415	SOIL	N	HMX	0.05 U	0.02	0.05	0.25	MG/KG
	OT29-SO-J09A1-04-1415	SOIL	N	Nitrobenzene	0.05 U	0.018	0.05	0.25	MG/KG
	OT29-SO-J09A1-04-1415	SOIL	N	Nitroglycerin	0.25 U	0.1	0.25	0.5	MG/KG
	OT29-SO-J09A1-04-1415	SOIL	N	PETN	0.25 U	0.1	0.25	0.5	MG/KG
	OT29-SO-J09A1-04-1415	SOIL	N	RDX	0.05 U	0.02	0.05	0.25	MG/KG
	OT29-SO-J09A1-04-1415	SOIL	N	Tetryl	0.05 U	0.02	0.05	0.25	MG/KG
	OT29-SO-J09A1-05-0001	SOIL	N	1,3,5-Trinitrobenzene	0.05 U	0.02	0.05	0.25	MG/KG
	OT29-SO-J09A1-05-0001	SOIL	N	1,3-Dinitrobenzene	0.05 U	0.02	0.05	0.25	MG/KG
	OT29-SO-J09A1-05-0001	SOIL	N	2,4,6-Trinitrotoluene	0.05 U	0.019	0.05	0.25	MG/KG
	OT29-SO-J09A1-05-0001	SOIL	N	2,4-Dinitrotoluene	0.05 U	0.02	0.05	0.25	MG/KG
	OT29-SO-J09A1-05-0001	SOIL	N	2-Amino-4,6-dinitrotoluene	0.05 U	0.012	0.05	0.25	MG/KG
	OT29-SO-J09A1-05-0001	SOIL	N	2-Nitrotoluene	0.05 U	0.013	0.05	0.25	MG/KG
	OT29-SO-J09A1-05-0001	SOIL	N	3-Nitrotoluene	0.05 U	0.015	0.05	0.25	MG/KG
	OT29-SO-J09A1-05-0001	SOIL	N	4-Amino-2,6-dinitrotoluene	0.05 U	0.02	0.05	0.25	MG/KG
	OT29-SO-J09A1-05-0001	SOIL	N	4-Nitrotoluene	0.05 U	0.018	0.05	0.25	MG/KG
	OT29-SO-J09A1-05-0001	SOIL	N	HMX	0.38	0.02	0.05	0.25	MG/KG
	OT29-SO-J09A1-05-0001	SOIL	N	Nitrobenzene	0.05 U	0.018	0.05	0.25	MG/KG
	OT29-SO-J09A1-05-0001	SOIL	N	Nitroglycerin	0.25 U	0.1	0.25	0.5	MG/KG
	OT29-SO-J09A1-05-0001	SOIL	N	PETN	0.25 U	0.1	0.25	0.5	MG/KG
	OT29-SO-J09A1-05-0001	SOIL	N	RDX	0.091 J	0.02	0.05	0.25	MG/KG
	OT29-SO-J09A1-05-0001	SOIL	N	Tetryl	0.05 U	0.02	0.05	0.25	MG/KG

Table 3. Summary of Analytical Results for Discrete Soil Samples for the Open Detonation Unit, Kirtland Air Force Base, December 2015

Method	Sample ID	Matrix	QA/QC Type	Analyte	Result*	DL	LOD	LOQ	Units
SW8330B									
	OT29-SO-J09A1-05-0409	SOIL	N	1,3,5-Trinitrobenzene	0.05 U	0.02	0.05	0.25	MG/KG
	OT29-SO-J09A1-05-0409	SOIL	N	1,3-Dinitrobenzene	0.05 U	0.02	0.05	0.25	MG/KG
	OT29-SO-J09A1-05-0409	SOIL	N	2,4,6-Trinitrotoluene	0.05 U	0.019	0.05	0.25	MG/KG
	OT29-SO-J09A1-05-0409	SOIL	N	2,4-Dinitrotoluene	0.05 U	0.02	0.05	0.25	MG/KG
	OT29-SO-J09A1-05-0409	SOIL	N	2-Amino-4,6-dinitrotoluene	0.05 U	0.012	0.05	0.25	MG/KG
	OT29-SO-J09A1-05-0409	SOIL	N	2-Nitrotoluene	0.05 U	0.013	0.05	0.25	MG/KG
	OT29-SO-J09A1-05-0409	SOIL	N	3-Nitrotoluene	0.05 U	0.015	0.05	0.25	MG/KG
	OT29-SO-J09A1-05-0409	SOIL	N	4-Amino-2,6-dinitrotoluene	0.05 U	0.02	0.05	0.25	MG/KG
	OT29-SO-J09A1-05-0409	SOIL	N	4-Nitrotoluene	0.05 U	0.018	0.05	0.25	MG/KG
	OT29-SO-J09A1-05-0409	SOIL	N	HMX	0.05 U	0.02	0.05	0.25	MG/KG
	OT29-SO-J09A1-05-0409	SOIL	N	Nitrobenzene	0.05 U	0.018	0.05	0.25	MG/KG
	OT29-SO-J09A1-05-0409	SOIL	N	Nitroglycerin	0.25 U	0.1	0.25	0.5	MG/KG
	OT29-SO-J09A1-05-0409	SOIL	N	PETN	0.25 U	0.1	0.25	0.5	MG/KG
	OT29-SO-J09A1-05-0409	SOIL	N	RDX	0.05 U	0.02	0.05	0.25	MG/KG
	OT29-SO-J09A1-05-0409	SOIL	N	Tetryl	0.05 U	0.02	0.05	0.25	MG/KG
	OT29-SO-J09A1-05-0910	SOIL	N	1,3,5-Trinitrobenzene	0.05 U	0.02	0.05	0.25	MG/KG
	OT29-SO-J09A1-05-0910	SOIL	N	1,3-Dinitrobenzene	0.05 U	0.02	0.05	0.25	MG/KG
	OT29-SO-J09A1-05-0910	SOIL	N	2,4,6-Trinitrotoluene	0.05 U	0.019	0.05	0.25	MG/KG
	OT29-SO-J09A1-05-0910	SOIL	N	2,4-Dinitrotoluene	0.05 U	0.02	0.05	0.25	MG/KG
	OT29-SO-J09A1-05-0910	SOIL	N	2-Amino-4,6-dinitrotoluene	0.05 U	0.012	0.05	0.25	MG/KG
	OT29-SO-J09A1-05-0910	SOIL	N	2-Nitrotoluene	0.05 U	0.013	0.05	0.25	MG/KG
	OT29-SO-J09A1-05-0910	SOIL	N	3-Nitrotoluene	0.05 U	0.015	0.05	0.25	MG/KG
	OT29-SO-J09A1-05-0910	SOIL	N	4-Amino-2,6-dinitrotoluene	0.05 U	0.02	0.05	0.25	MG/KG

Table 3. Summary of Analytical Results for Discrete Soil Samples for the Open Detonation Unit, Kirtland Air Force Base, December 2015

Method	Sample ID	Matrix	QA/QC Type	Analyte	Result*	DL	LOD	LOQ	Units
SW8330B									
	OT29-SO-J09A1-05-0910	SOIL	N	4-Nitrotoluene	0.05 U	0.018	0.05	0.25	MG/KG
	OT29-SO-J09A1-05-0910	SOIL	N	HMX	0.05 U	0.02	0.05	0.25	MG/KG
	OT29-SO-J09A1-05-0910	SOIL	N	Nitrobenzene	0.05 U	0.017	0.05	0.25	MG/KG
	OT29-SO-J09A1-05-0910	SOIL	N	Nitroglycerin	0.25 U	0.099	0.25	0.5	MG/KG
	OT29-SO-J09A1-05-0910	SOIL	N	PETN	0.25 U	0.099	0.25	0.5	MG/KG
	OT29-SO-J09A1-05-0910	SOIL	N	RDX	0.05 U	0.02	0.05	0.25	MG/KG
	OT29-SO-J09A1-05-0910	SOIL	N	Tetryl	0.05 U	0.02	0.05	0.25	MG/KG
	OT29-SO-J09A1-05-1415	SOIL	N	1,3,5-Trinitrobenzene	0.05 U	0.02	0.05	0.25	MG/KG
	OT29-SO-J09A1-05-1415	SOIL	N	1,3-Dinitrobenzene	0.05 U	0.02	0.05	0.25	MG/KG
	OT29-SO-J09A1-05-1415	SOIL	N	2,4,6-Trinitrotoluene	0.05 U	0.019	0.05	0.25	MG/KG
	OT29-SO-J09A1-05-1415	SOIL	N	2,4-Dinitrotoluene	0.05 U	0.02	0.05	0.25	MG/KG
	OT29-SO-J09A1-05-1415	SOIL	N	2-Amino-4,6-dinitrotoluene	0.05 U	0.012	0.05	0.25	MG/KG
	OT29-SO-J09A1-05-1415	SOIL	N	2-Nitrotoluene	0.05 U	0.013	0.05	0.25	MG/KG
	OT29-SO-J09A1-05-1415	SOIL	N	3-Nitrotoluene	0.05 U	0.015	0.05	0.25	MG/KG
	OT29-SO-J09A1-05-1415	SOIL	N	4-Amino-2,6-dinitrotoluene	0.05 U	0.02	0.05	0.25	MG/KG
	OT29-SO-J09A1-05-1415	SOIL	N	4-Nitrotoluene	0.05 U	0.018	0.05	0.25	MG/KG
	OT29-SO-J09A1-05-1415	SOIL	N	HMX	0.05 U	0.02	0.05	0.25	MG/KG
	OT29-SO-J09A1-05-1415	SOIL	N	Nitrobenzene	0.05 U	0.017	0.05	0.25	MG/KG
	OT29-SO-J09A1-05-1415	SOIL	N	Nitroglycerin	0.25 U	0.099	0.25	0.5	MG/KG
	OT29-SO-J09A1-05-1415	SOIL	N	PETN	0.25 U	0.099	0.25	0.5	MG/KG
	OT29-SO-J09A1-05-1415	SOIL	N	RDX	0.05 U	0.02	0.05	0.25	MG/KG
	OT29-SO-J09A1-05-1415	SOIL	N	Tetryl	0.05 U	0.02	0.05	0.25	MG/KG
	OT29-SO-J09A1-07-0001	SOIL	N	1,3,5-Trinitrobenzene	0.05 U	0.02	0.05	0.25	MG/KG

Table 3. Summary of Analytical Results for Discrete Soil Samples for the Open Detonation Unit, Kirtland Air Force Base, December 2015

Method	Sample ID	Matrix	QA/QC Type	Analyte	Result*	DL	LOD	LOQ	Units
SW8330B									
	OT29-SO-J09A1-07-0001	SOIL	N	1,3-Dinitrobenzene	0.05 U	0.02	0.05	0.25	MG/KG
	OT29-SO-J09A1-07-0001	SOIL	N	2,4,6-Trinitrotoluene	0.05 U	0.019	0.05	0.25	MG/KG
	OT29-SO-J09A1-07-0001	SOIL	N	2,4-Dinitrotoluene	0.05 U	0.02	0.05	0.25	MG/KG
	OT29-SO-J09A1-07-0001	SOIL	N	2-Amino-4,6-dinitrotoluene	0.05 U	0.013	0.05	0.25	MG/KG
	OT29-SO-J09A1-07-0001	SOIL	N	2-Nitrotoluene	0.05 U	0.013	0.05	0.25	MG/KG
	OT29-SO-J09A1-07-0001	SOIL	N	3-Nitrotoluene	0.05 U	0.016	0.05	0.25	MG/KG
	OT29-SO-J09A1-07-0001	SOIL	N	4-Amino-2,6-dinitrotoluene	0.05 U	0.02	0.05	0.25	MG/KG
	OT29-SO-J09A1-07-0001	SOIL	N	4-Nitrotoluene	0.05 U	0.018	0.05	0.25	MG/KG
	OT29-SO-J09A1-07-0001	SOIL	N	HMX	0.56	0.02	0.05	0.25	MG/KG
	OT29-SO-J09A1-07-0001	SOIL	N	Nitrobenzene	0.05 U	0.018	0.05	0.25	MG/KG
	OT29-SO-J09A1-07-0001	SOIL	N	Nitroglycerin	0.25 U	0.1	0.25	0.5	MG/KG
	OT29-SO-J09A1-07-0001	SOIL	N	PETN	0.25 U	0.1	0.25	0.5	MG/KG
	OT29-SO-J09A1-07-0001	SOIL	N	RDX	0.11 J	0.02	0.05	0.25	MG/KG
	OT29-SO-J09A1-07-0001	SOIL	N	Tetryl	0.05 U	0.02	0.05	0.25	MG/KG
	OT29-SO-J09A1-07-0405	SOIL	N	1,3,5-Trinitrobenzene	0.05 U	0.02	0.05	0.25	MG/KG
	OT29-SO-J09A1-07-0405	SOIL	N	1,3-Dinitrobenzene	0.05 U	0.02	0.05	0.25	MG/KG
	OT29-SO-J09A1-07-0405	SOIL	N	2,4,6-Trinitrotoluene	0.05 U	0.019	0.05	0.25	MG/KG
	OT29-SO-J09A1-07-0405	SOIL	N	2,4-Dinitrotoluene	0.05 U	0.02	0.05	0.25	MG/KG
	OT29-SO-J09A1-07-0405	SOIL	N	2-Amino-4,6-dinitrotoluene	0.05 U	0.012	0.05	0.25	MG/KG
	OT29-SO-J09A1-07-0405	SOIL	N	2-Nitrotoluene	0.05 U	0.013	0.05	0.25	MG/KG
	OT29-SO-J09A1-07-0405	SOIL	N	3-Nitrotoluene	0.05 U	0.015	0.05	0.25	MG/KG
	OT29-SO-J09A1-07-0405	SOIL	N	4-Amino-2,6-dinitrotoluene	0.05 U	0.02	0.05	0.25	MG/KG
	OT29-SO-J09A1-07-0405	SOIL	N	4-Nitrotoluene	0.05 U	0.018	0.05	0.25	MG/KG

Table 3. Summary of Analytical Results for Discrete Soil Samples for the Open Detonation Unit, Kirtland Air Force Base, December 2015

Method	Sample ID	Matrix	QA/QC Type	Analyte	Result*	DL	LOD	LOQ	Units
SW8330B									
	OT29-SO-J09A1-07-0405	SOIL	N	HMX	2.8	0.02	0.05	0.25	MG/KG
	OT29-SO-J09A1-07-0405	SOIL	N	Nitrobenzene	0.05 U	0.017	0.05	0.25	MG/KG
	OT29-SO-J09A1-07-0405	SOIL	N	Nitroglycerin	0.25 U	0.099	0.25	0.5	MG/KG
	OT29-SO-J09A1-07-0405	SOIL	N	PETN	0.25 U	0.099	0.25	0.5	MG/KG
	OT29-SO-J09A1-07-0405	SOIL	N	RDX	0.19 J	0.02	0.05	0.25	MG/KG
	OT29-SO-J09A1-07-0405	SOIL	N	Tetryl	0.05 U	0.02	0.05	0.25	MG/KG
	OT29-SO-J09A1-07-0910	SOIL	N	1,3,5-Trinitrobenzene	0.05 U	0.02	0.05	0.25	MG/KG
	OT29-SO-J09A1-07-0910	SOIL	N	1,3-Dinitrobenzene	0.05 U	0.02	0.05	0.25	MG/KG
	OT29-SO-J09A1-07-0910	SOIL	N	2,4,6-Trinitrotoluene	0.081 J	0.019	0.05	0.25	MG/KG
	OT29-SO-J09A1-07-0910	SOIL	N	2,4-Dinitrotoluene	0.033 J	0.02	0.05	0.25	MG/KG
	OT29-SO-J09A1-07-0910	SOIL	N	2-Amino-4,6-dinitrotoluene	0.043 J	0.012	0.05	0.25	MG/KG
	OT29-SO-J09A1-07-0910	SOIL	N	2-Nitrotoluene	0.05 U	0.013	0.05	0.25	MG/KG
	OT29-SO-J09A1-07-0910	SOIL	N	3-Nitrotoluene	0.05 U	0.015	0.05	0.25	MG/KG
	OT29-SO-J09A1-07-0910	SOIL	N	4-Amino-2,6-dinitrotoluene	0.05 U	0.02	0.05	0.25	MG/KG
	OT29-SO-J09A1-07-0910	SOIL	N	4-Nitrotoluene	0.05 U	0.018	0.05	0.25	MG/KG
	OT29-SO-J09A1-07-0910	SOIL	N	HMX	3.9	0.02	0.05	0.25	MG/KG
	OT29-SO-J09A1-07-0910	SOIL	N	Nitrobenzene	0.05 U	0.017	0.05	0.25	MG/KG
	OT29-SO-J09A1-07-0910	SOIL	N	Nitroglycerin	0.25 U	0.099	0.25	0.5	MG/KG
	OT29-SO-J09A1-07-0910	SOIL	N	PETN	0.25 U	0.099	0.25	0.5	MG/KG
	OT29-SO-J09A1-07-0910	SOIL	N	RDX	0.16 J	0.02	0.05	0.25	MG/KG
	OT29-SO-J09A1-07-0910	SOIL	N	Tetryl	0.05 U	0.02	0.05	0.25	MG/KG
	OT29-SO-J09A1-07-1415	SOIL	N	1,3,5-Trinitrobenzene	0.05 U	0.02	0.05	0.25	MG/KG
	OT29-SO-J09A1-07-1415	SOIL	N	1,3-Dinitrobenzene	0.05 U	0.02	0.05	0.25	MG/KG

Table 3. Summary of Analytical Results for Discrete Soil Samples for the Open Detonation Unit, Kirtland Air Force Base, December 2015

Method	Sample ID	Matrix	QA/QC Type	Analyte	Result*	DL	LOD	LOQ	Units
SW8330B									
	OT29-SO-J09A1-07-1415	SOIL	N	2,4,6-Trinitrotoluene	0.05 U	0.019	0.05	0.25	MG/KG
	OT29-SO-J09A1-07-1415	SOIL	N	2,4-Dinitrotoluene	0.05 U	0.02	0.05	0.25	MG/KG
	OT29-SO-J09A1-07-1415	SOIL	N	2-Amino-4,6-dinitrotoluene	0.05 U	0.012	0.05	0.25	MG/KG
	OT29-SO-J09A1-07-1415	SOIL	N	2-Nitrotoluene	0.05 U	0.013	0.05	0.25	MG/KG
	OT29-SO-J09A1-07-1415	SOIL	N	3-Nitrotoluene	0.05 U	0.015	0.05	0.25	MG/KG
	OT29-SO-J09A1-07-1415	SOIL	N	4-Amino-2,6-dinitrotoluene	0.05 U	0.02	0.05	0.25	MG/KG
	OT29-SO-J09A1-07-1415	SOIL	N	4-Nitrotoluene	0.05 U	0.018	0.05	0.25	MG/KG
	OT29-SO-J09A1-07-1415	SOIL	N	HMX	0.05 U	0.02	0.05	0.25	MG/KG
	OT29-SO-J09A1-07-1415	SOIL	N	Nitrobenzene	0.05 U	0.017	0.05	0.25	MG/KG
	OT29-SO-J09A1-07-1415	SOIL	N	Nitroglycerin	0.25 U	0.099	0.25	0.5	MG/KG
	OT29-SO-J09A1-07-1415	SOIL	N	PETN	0.25 U	0.099	0.25	0.5	MG/KG
	OT29-SO-J09A1-07-1415	SOIL	N	RDX	0.05 U	0.02	0.05	0.25	MG/KG
	OT29-SO-J09A1-07-1415	SOIL	N	Tetryl	0.05 U	0.02	0.05	0.25	MG/KG
	OT29-SO-J09A1-09-0001	SOIL	N	1,3,5-Trinitrobenzene	0.05 U	0.02	0.05	0.25	MG/KG
	OT29-SO-J09A1-09-0001	SOIL	N	1,3-Dinitrobenzene	0.05 U	0.02	0.05	0.25	MG/KG
	OT29-SO-J09A1-09-0001	SOIL	N	2,4,6-Trinitrotoluene	0.05 U	0.019	0.05	0.25	MG/KG
	OT29-SO-J09A1-09-0001	SOIL	N	2,4-Dinitrotoluene	0.05 U	0.02	0.05	0.25	MG/KG
	OT29-SO-J09A1-09-0001	SOIL	N	2-Amino-4,6-dinitrotoluene	0.05 U	0.012	0.05	0.25	MG/KG
	OT29-SO-J09A1-09-0001	SOIL	N	2-Nitrotoluene	0.05 U	0.013	0.05	0.25	MG/KG
	OT29-SO-J09A1-09-0001	SOIL	N	3-Nitrotoluene	0.05 U	0.015	0.05	0.25	MG/KG
	OT29-SO-J09A1-09-0001	SOIL	N	4-Amino-2,6-dinitrotoluene	0.05 U	0.02	0.05	0.25	MG/KG
	OT29-SO-J09A1-09-0001	SOIL	N	4-Nitrotoluene	0.05 U	0.018	0.05	0.25	MG/KG
	OT29-SO-J09A1-09-0001	SOIL	N	HMX	0.54	0.02	0.05	0.25	MG/KG

Table 3. Summary of Analytical Results for Discrete Soil Samples for the Open Detonation Unit, Kirtland Air Force Base, December 2015

Method	Sample ID	Matrix	QA/QC Type	Analyte	Result*	DL	LOD	LOQ	Units
SW8330B									
	OT29-SO-J09A1-09-0001	SOIL	N	Nitrobenzene	0.05 U	0.018	0.05	0.25	MG/KG
	OT29-SO-J09A1-09-0001	SOIL	N	Nitroglycerin	0.25 U	0.1	0.25	0.5	MG/KG
	OT29-SO-J09A1-09-0001	SOIL	N	PETN	0.25 U	0.1	0.25	0.5	MG/KG
	OT29-SO-J09A1-09-0001	SOIL	N	RDX	0.19 J	0.02	0.05	0.25	MG/KG
	OT29-SO-J09A1-09-0001	SOIL	N	Tetryl	0.05 U	0.02	0.05	0.25	MG/KG
	OT29-SO-J09A1-09-0405	SOIL	N	1,3,5-Trinitrobenzene	0.05 U	0.02	0.05	0.25	MG/KG
	OT29-SO-J09A1-09-0405	SOIL	N	1,3-Dinitrobenzene	0.05 U	0.02	0.05	0.25	MG/KG
	OT29-SO-J09A1-09-0405	SOIL	N	2,4,6-Trinitrotoluene	0.05 U	0.019	0.05	0.25	MG/KG
	OT29-SO-J09A1-09-0405	SOIL	N	2,4-Dinitrotoluene	0.05 U	0.02	0.05	0.25	MG/KG
	OT29-SO-J09A1-09-0405	SOIL	N	2-Amino-4,6-dinitrotoluene	0.05 U	0.013	0.05	0.25	MG/KG
	OT29-SO-J09A1-09-0405	SOIL	N	2-Nitrotoluene	0.05 U	0.013	0.05	0.25	MG/KG
	OT29-SO-J09A1-09-0405	SOIL	N	3-Nitrotoluene	0.05 U	0.016	0.05	0.25	MG/KG
	OT29-SO-J09A1-09-0405	SOIL	N	4-Amino-2,6-dinitrotoluene	0.05 U	0.02	0.05	0.25	MG/KG
	OT29-SO-J09A1-09-0405	SOIL	N	4-Nitrotoluene	0.05 U	0.018	0.05	0.25	MG/KG
	OT29-SO-J09A1-09-0405	SOIL	N	HMX	0.034 J	0.02	0.05	0.25	MG/KG
	OT29-SO-J09A1-09-0405	SOIL	N	Nitrobenzene	0.05 U	0.018	0.05	0.25	MG/KG
	OT29-SO-J09A1-09-0405	SOIL	N	Nitroglycerin	0.25 U	0.1	0.25	0.5	MG/KG
	OT29-SO-J09A1-09-0405	SOIL	N	PETN	0.25 U	0.1	0.25	0.5	MG/KG
	OT29-SO-J09A1-09-0405	SOIL	N	RDX	0.11 J	0.02	0.05	0.25	MG/KG
	OT29-SO-J09A1-09-0405	SOIL	N	Tetryl	0.024 J	0.02	0.05	0.25	MG/KG
	OT29-SO-J09A1-09-0910	SOIL	N	1,3,5-Trinitrobenzene	0.05 U	0.02	0.05	0.25	MG/KG
	OT29-SO-J09A1-09-0910	SOIL	N	1,3-Dinitrobenzene	0.05 U	0.02	0.05	0.25	MG/KG
	OT29-SO-J09A1-09-0910	SOIL	N	2,4,6-Trinitrotoluene	0.05 U	0.019	0.05	0.25	MG/KG

Table 3. Summary of Analytical Results for Discrete Soil Samples for the Open Detonation Unit, Kirtland Air Force Base, December 2015

Method	Sample ID	Matrix	QA/QC Type	Analyte	Result*	DL	LOD	LOQ	Units
SW8330B									
	OT29-SO-J09A1-09-0910	SOIL	N	2,4-Dinitrotoluene	0.05 U	0.02	0.05	0.25	MG/KG
	OT29-SO-J09A1-09-0910	SOIL	N	2-Amino-4,6-dinitrotoluene	0.05 U	0.013	0.05	0.25	MG/KG
	OT29-SO-J09A1-09-0910	SOIL	N	2-Nitrotoluene	0.05 U	0.013	0.05	0.25	MG/KG
	OT29-SO-J09A1-09-0910	SOIL	N	3-Nitrotoluene	0.05 U	0.016	0.05	0.25	MG/KG
	OT29-SO-J09A1-09-0910	SOIL	N	4-Amino-2,6-dinitrotoluene	0.05 U	0.02	0.05	0.25	MG/KG
	OT29-SO-J09A1-09-0910	SOIL	N	4-Nitrotoluene	0.05 U	0.018	0.05	0.25	MG/KG
	OT29-SO-J09A1-09-0910	SOIL	N	HMX	0.05 U	0.02	0.05	0.25	MG/KG
	OT29-SO-J09A1-09-0910	SOIL	N	Nitrobenzene	0.05 U	0.018	0.05	0.25	MG/KG
	OT29-SO-J09A1-09-0910	SOIL	N	Nitroglycerin	0.25 U	0.1	0.25	0.5	MG/KG
	OT29-SO-J09A1-09-0910	SOIL	N	PETN	0.25 U	0.1	0.25	0.5	MG/KG
	OT29-SO-J09A1-09-0910	SOIL	N	RDX	0.05 U	0.02	0.05	0.25	MG/KG
	OT29-SO-J09A1-09-0910	SOIL	N	Tetryl	0.05 U	0.02	0.05	0.25	MG/KG
	OT29-SO-J09A1-09-1415	SOIL	N	1,3,5-Trinitrobenzene	0.05 U	0.02	0.05	0.25	MG/KG
	OT29-SO-J09A1-09-1415	SOIL	N	1,3-Dinitrobenzene	0.05 U	0.02	0.05	0.25	MG/KG
	OT29-SO-J09A1-09-1415	SOIL	N	2,4,6-Trinitrotoluene	0.05 U	0.019	0.05	0.25	MG/KG
	OT29-SO-J09A1-09-1415	SOIL	N	2,4-Dinitrotoluene	0.05 U	0.02	0.05	0.25	MG/KG
	OT29-SO-J09A1-09-1415	SOIL	N	2-Amino-4,6-dinitrotoluene	0.05 U	0.012	0.05	0.25	MG/KG
	OT29-SO-J09A1-09-1415	SOIL	N	2-Nitrotoluene	0.05 U	0.013	0.05	0.25	MG/KG
	OT29-SO-J09A1-09-1415	SOIL	N	3-Nitrotoluene	0.05 U	0.015	0.05	0.25	MG/KG
	OT29-SO-J09A1-09-1415	SOIL	N	4-Amino-2,6-dinitrotoluene	0.05 U	0.02	0.05	0.25	MG/KG
	OT29-SO-J09A1-09-1415	SOIL	N	4-Nitrotoluene	0.05 U	0.018	0.05	0.25	MG/KG
	OT29-SO-J09A1-09-1415	SOIL	N	HMX	0.05 U	0.02	0.05	0.25	MG/KG
	OT29-SO-J09A1-09-1415	SOIL	N	Nitrobenzene	0.05 U	0.018	0.05	0.25	MG/KG

Table 3. Summary of Analytical Results for Discrete Soil Samples for the Open Detonation Unit, Kirtland Air Force Base, December 2015

Method	Sample ID	Matrix	QA/QC Type	Analyte	Result*	DL	LOD	LOQ	Units
SW8330B									
	OT29-SO-J09A1-09-1415	SOIL	N	Nitroglycerin	0.25 U	0.1	0.25	0.5	MG/KG
	OT29-SO-J09A1-09-1415	SOIL	N	PETN	0.25 U	0.1	0.25	0.5	MG/KG
	OT29-SO-J09A1-09-1415	SOIL	N	RDX	0.05 U	0.02	0.05	0.25	MG/KG
	OT29-SO-J09A1-09-1415	SOIL	N	Tetryl	0.05 U	0.02	0.05	0.25	MG/KG
	OT29-SO-J09A1-11-0001	SOIL	N	1,3,5-Trinitrobenzene	0.05 U	0.02	0.05	0.25	MG/KG
	OT29-SO-J09A1-11-0001	SOIL	N	1,3-Dinitrobenzene	0.05 U	0.02	0.05	0.25	MG/KG
	OT29-SO-J09A1-11-0001	SOIL	N	2,4,6-Trinitrotoluene	0.05 U	0.019	0.05	0.25	MG/KG
	OT29-SO-J09A1-11-0001	SOIL	N	2,4-Dinitrotoluene	0.05 U	0.02	0.05	0.25	MG/KG
	OT29-SO-J09A1-11-0001	SOIL	N	2-Amino-4,6-dinitrotoluene	0.05 U	0.012	0.05	0.25	MG/KG
	OT29-SO-J09A1-11-0001	SOIL	N	2-Nitrotoluene	0.05 U	0.013	0.05	0.25	MG/KG
	OT29-SO-J09A1-11-0001	SOIL	N	3-Nitrotoluene	0.05 U	0.015	0.05	0.25	MG/KG
	OT29-SO-J09A1-11-0001	SOIL	N	4-Amino-2,6-dinitrotoluene	0.05 U	0.02	0.05	0.25	MG/KG
	OT29-SO-J09A1-11-0001	SOIL	N	4-Nitrotoluene	0.05 U	0.018	0.05	0.25	MG/KG
	OT29-SO-J09A1-11-0001	SOIL	N	HMX	0.062 J	0.02	0.05	0.25	MG/KG
	OT29-SO-J09A1-11-0001	SOIL	N	Nitrobenzene	0.05 U	0.018	0.05	0.25	MG/KG
	OT29-SO-J09A1-11-0001	SOIL	N	Nitroglycerin	0.25 UJ	0.1	0.25	0.5	MG/KG
	OT29-SO-J09A1-11-0001	SOIL	N	PETN	0.25 U	0.1	0.25	0.5	MG/KG
	OT29-SO-J09A1-11-0001	SOIL	N	RDX	0.05 U	0.02	0.05	0.25	MG/KG
	OT29-SO-J09A1-11-0001	SOIL	N	Tetryl	0.05 U	0.02	0.05	0.25	MG/KG
	OT29-SO-J09A1-11-0405	SOIL	N	1,3,5-Trinitrobenzene	0.05 U	0.02	0.05	0.25	MG/KG
	OT29-SO-J09A1-11-0405	SOIL	N	1,3-Dinitrobenzene	0.05 U	0.02	0.05	0.25	MG/KG
	OT29-SO-J09A1-11-0405	SOIL	N	2,4,6-Trinitrotoluene	0.24 J	0.019	0.05	0.25	MG/KG
	OT29-SO-J09A1-11-0405	SOIL	N	2,4-Dinitrotoluene	0.19 J	0.02	0.05	0.25	MG/KG

Table 3. Summary of Analytical Results for Discrete Soil Samples for the Open Detonation Unit, Kirtland Air Force Base, December 2015

Method	Sample ID	Matrix	QA/QC Type	Analyte	Result*	DL	LOD	LOQ	Units
SW8330B									
	OT29-SO-J09A1-11-0405	SOIL	N	2-Amino-4,6-dinitrotoluene	0.039 J	0.013	0.05	0.25	MG/KG
	OT29-SO-J09A1-11-0405	SOIL	N	2-Nitrotoluene	0.05 U	0.013	0.05	0.25	MG/KG
	OT29-SO-J09A1-11-0405	SOIL	N	3-Nitrotoluene	0.05 U	0.016	0.05	0.25	MG/KG
	OT29-SO-J09A1-11-0405	SOIL	N	4-Amino-2,6-dinitrotoluene	0.05 U	0.02	0.05	0.25	MG/KG
	OT29-SO-J09A1-11-0405	SOIL	N	4-Nitrotoluene	0.05 U	0.018	0.05	0.25	MG/KG
	OT29-SO-J09A1-11-0405	SOIL	N	HMX	0.88	0.02	0.05	0.25	MG/KG
	OT29-SO-J09A1-11-0405	SOIL	N	Nitrobenzene	0.05 U	0.018	0.05	0.25	MG/KG
	OT29-SO-J09A1-11-0405	SOIL	N	Nitroglycerin	2.9	0.1	0.25	0.5	MG/KG
	OT29-SO-J09A1-11-0405	SOIL	N	PETN	0.25 U	0.1	0.25	0.5	MG/KG
	OT29-SO-J09A1-11-0405	SOIL	N	RDX	1.3	0.02	0.05	0.25	MG/KG
	OT29-SO-J09A1-11-0405	SOIL	N	Tetryl	0.05 U	0.02	0.05	0.25	MG/KG
	OT29-SO-J09A1-11-0910	SOIL	N	1,3,5-Trinitrobenzene	0.036 J	0.02	0.05	0.25	MG/KG
	OT29-SO-J09A1-11-0910	SOIL	N	1,3-Dinitrobenzene	0.05 U	0.02	0.05	0.25	MG/KG
	OT29-SO-J09A1-11-0910	SOIL	N	2,4,6-Trinitrotoluene	0.11 J	0.019	0.05	0.25	MG/KG
	OT29-SO-J09A1-11-0910	SOIL	N	2,4-Dinitrotoluene	0.05 U	0.02	0.05	0.25	MG/KG
	OT29-SO-J09A1-11-0910	SOIL	N	2-Amino-4,6-dinitrotoluene	0.06 J	0.012	0.05	0.25	MG/KG
	OT29-SO-J09A1-11-0910	SOIL	N	2-Nitrotoluene	0.05 U	0.013	0.05	0.25	MG/KG
	OT29-SO-J09A1-11-0910	SOIL	N	3-Nitrotoluene	0.05 U	0.015	0.05	0.25	MG/KG
	OT29-SO-J09A1-11-0910	SOIL	N	4-Amino-2,6-dinitrotoluene	0.034 J	0.02	0.05	0.25	MG/KG
	OT29-SO-J09A1-11-0910	SOIL	N	4-Nitrotoluene	0.05 U	0.018	0.05	0.25	MG/KG
	OT29-SO-J09A1-11-0910	SOIL	N	HMX	0.05 U	0.02	0.05	0.25	MG/KG
	OT29-SO-J09A1-11-0910	SOIL	N	Nitrobenzene	0.05 U	0.018	0.05	0.25	MG/KG
	OT29-SO-J09A1-11-0910	SOIL	N	Nitroglycerin	0.25 U	0.1	0.25	0.5	MG/KG

Table 3. Summary of Analytical Results for Discrete Soil Samples for the Open Detonation Unit, Kirtland Air Force Base, December 2015

Method	Sample ID	Matrix	QA/QC Type	Analyte	Result*	DL	LOD	LOQ	Units
SW8330B									
	OT29-SO-J09A1-11-0910	SOIL	N	PETN	0.25 U	0.1	0.25	0.5	MG/KG
	OT29-SO-J09A1-11-0910	SOIL	N	RDX	0.1 J	0.02	0.05	0.25	MG/KG
	OT29-SO-J09A1-11-0910	SOIL	N	Tetryl	0.05 U	0.02	0.05	0.25	MG/KG
	OT29-SO-J09A1-11-1415	SOIL	N	1,3,5-Trinitrobenzene	0.05 U	0.02	0.05	0.25	MG/KG
	OT29-SO-J09A1-11-1415	SOIL	N	1,3-Dinitrobenzene	0.05 U	0.02	0.05	0.25	MG/KG
	OT29-SO-J09A1-11-1415	SOIL	N	2,4,6-Trinitrotoluene	0.05 U	0.019	0.05	0.25	MG/KG
	OT29-SO-J09A1-11-1415	SOIL	N	2,4-Dinitrotoluene	0.05 U	0.02	0.05	0.25	MG/KG
	OT29-SO-J09A1-11-1415	SOIL	N	2-Amino-4,6-dinitrotoluene	0.05 U	0.012	0.05	0.25	MG/KG
	OT29-SO-J09A1-11-1415	SOIL	N	2-Nitrotoluene	0.05 U	0.013	0.05	0.25	MG/KG
	OT29-SO-J09A1-11-1415	SOIL	N	3-Nitrotoluene	0.05 U	0.015	0.05	0.25	MG/KG
	OT29-SO-J09A1-11-1415	SOIL	N	4-Amino-2,6-dinitrotoluene	0.05 U	0.02	0.05	0.25	MG/KG
	OT29-SO-J09A1-11-1415	SOIL	N	4-Nitrotoluene	0.05 U	0.018	0.05	0.25	MG/KG
	OT29-SO-J09A1-11-1415	SOIL	N	HMX	0.05 U	0.02	0.05	0.25	MG/KG
	OT29-SO-J09A1-11-1415	SOIL	N	Nitrobenzene	0.05 U	0.017	0.05	0.25	MG/KG
	OT29-SO-J09A1-11-1415	SOIL	N	Nitroglycerin	0.25 U	0.099	0.25	0.5	MG/KG
	OT29-SO-J09A1-11-1415	SOIL	N	PETN	0.25 U	0.099	0.25	0.5	MG/KG
	OT29-SO-J09A1-11-1415	SOIL	N	RDX	0.05 U	0.02	0.05	0.25	MG/KG
	OT29-SO-J09A1-11-1415	SOIL	N	Tetryl	0.05 U	0.02	0.05	0.25	MG/KG
	OT29-SO-J09A1-15-0001	SOIL	N	1,3,5-Trinitrobenzene	0.05 U	0.02	0.05	0.25	MG/KG
	OT29-SO-J09A1-15-0001	SOIL	N	1,3-Dinitrobenzene	0.05 U	0.02	0.05	0.25	MG/KG
	OT29-SO-J09A1-15-0001	SOIL	N	2,4,6-Trinitrotoluene	0.05 U	0.019	0.05	0.25	MG/KG
	OT29-SO-J09A1-15-0001	SOIL	N	2,4-Dinitrotoluene	0.05 U	0.02	0.05	0.25	MG/KG
	OT29-SO-J09A1-15-0001	SOIL	N	2-Amino-4,6-dinitrotoluene	0.05 U	0.012	0.05	0.25	MG/KG

Table 3. Summary of Analytical Results for Discrete Soil Samples for the Open Detonation Unit, Kirtland Air Force Base, December 2015

Method	Sample ID	Matrix	QA/QC Type	Analyte	Result*	DL	LOD	LOQ	Units
SW8330B									
	OT29-SO-J09A1-15-0001	SOIL	N	2-Nitrotoluene	0.05 U	0.013	0.05	0.25	MG/KG
	OT29-SO-J09A1-15-0001	SOIL	N	3-Nitrotoluene	0.05 U	0.015	0.05	0.25	MG/KG
	OT29-SO-J09A1-15-0001	SOIL	N	4-Amino-2,6-dinitrotoluene	0.05 U	0.02	0.05	0.25	MG/KG
	OT29-SO-J09A1-15-0001	SOIL	N	4-Nitrotoluene	0.05 U	0.018	0.05	0.25	MG/KG
	OT29-SO-J09A1-15-0001	SOIL	N	HMX	1.1	0.02	0.05	0.25	MG/KG
	OT29-SO-J09A1-15-0001	SOIL	N	Nitrobenzene	0.05 U	0.018	0.05	0.25	MG/KG
	OT29-SO-J09A1-15-0001	SOIL	N	Nitroglycerin	0.25 U	0.1	0.25	0.5	MG/KG
	OT29-SO-J09A1-15-0001	SOIL	N	PETN	0.25 U	0.1	0.25	0.5	MG/KG
	OT29-SO-J09A1-15-0001	SOIL	N	RDX	0.074 J	0.02	0.05	0.25	MG/KG
	OT29-SO-J09A1-15-0001	SOIL	N	Tetryl	0.05 U	0.02	0.05	0.25	MG/KG
	OT29-SO-J09A1-15-0405	SOIL	N	1,3,5-Trinitrobenzene	0.05 U	0.02	0.05	0.25	MG/KG
	OT29-SO-J09A1-15-0405	SOIL	N	1,3-Dinitrobenzene	0.05 U	0.02	0.05	0.25	MG/KG
	OT29-SO-J09A1-15-0405	SOIL	N	2,4,6-Trinitrotoluene	0.05 U	0.019	0.05	0.25	MG/KG
	OT29-SO-J09A1-15-0405	SOIL	N	2,4-Dinitrotoluene	0.05 U	0.02	0.05	0.25	MG/KG
	OT29-SO-J09A1-15-0405	SOIL	N	2-Amino-4,6-dinitrotoluene	0.05 U	0.012	0.05	0.25	MG/KG
	OT29-SO-J09A1-15-0405	SOIL	N	2-Nitrotoluene	0.05 U	0.013	0.05	0.25	MG/KG
	OT29-SO-J09A1-15-0405	SOIL	N	3-Nitrotoluene	0.05 U	0.015	0.05	0.25	MG/KG
	OT29-SO-J09A1-15-0405	SOIL	N	4-Amino-2,6-dinitrotoluene	0.05 U	0.02	0.05	0.25	MG/KG
	OT29-SO-J09A1-15-0405	SOIL	N	4-Nitrotoluene	0.05 U	0.018	0.05	0.25	MG/KG
	OT29-SO-J09A1-15-0405	SOIL	N	HMX	0.035 J	0.02	0.05	0.25	MG/KG
	OT29-SO-J09A1-15-0405	SOIL	N	Nitrobenzene	0.05 U	0.018	0.05	0.25	MG/KG
	OT29-SO-J09A1-15-0405	SOIL	N	Nitroglycerin	0.25 U	0.1	0.25	0.5	MG/KG
	OT29-SO-J09A1-15-0405	SOIL	N	PETN	0.25 U	0.1	0.25	0.5	MG/KG

Table 3. Summary of Analytical Results for Discrete Soil Samples for the Open Detonation Unit, Kirtland Air Force Base, December 2015

Method	Sample ID	Matrix	QA/QC Type	Analyte	Result*	DL	LOD	LOQ	Units
SW8330B									
	OT29-SO-J09A1-15-0405	SOIL	N	RDX	0.05 U	0.02	0.05	0.25	MG/KG
	OT29-SO-J09A1-15-0405	SOIL	N	Tetryl	0.05 U	0.02	0.05	0.25	MG/KG
	OT29-SO-J09A1-15-0910	SOIL	N	1,3,5-Trinitrobenzene	0.05 U	0.02	0.05	0.25	MG/KG
	OT29-SO-J09A1-15-0910	SOIL	N	1,3-Dinitrobenzene	0.05 U	0.02	0.05	0.25	MG/KG
	OT29-SO-J09A1-15-0910	SOIL	N	2,4,6-Trinitrotoluene	0.05 U	0.019	0.05	0.25	MG/KG
	OT29-SO-J09A1-15-0910	SOIL	N	2,4-Dinitrotoluene	0.05 U	0.02	0.05	0.25	MG/KG
	OT29-SO-J09A1-15-0910	SOIL	N	2-Amino-4,6-dinitrotoluene	0.05 U	0.013	0.05	0.25	MG/KG
	OT29-SO-J09A1-15-0910	SOIL	N	2-Nitrotoluene	0.05 U	0.013	0.05	0.25	MG/KG
	OT29-SO-J09A1-15-0910	SOIL	N	3-Nitrotoluene	0.05 U	0.016	0.05	0.25	MG/KG
	OT29-SO-J09A1-15-0910	SOIL	N	4-Amino-2,6-dinitrotoluene	0.05 U	0.02	0.05	0.25	MG/KG
	OT29-SO-J09A1-15-0910	SOIL	N	4-Nitrotoluene	0.05 U	0.018	0.05	0.25	MG/KG
	OT29-SO-J09A1-15-0910	SOIL	N	HMX	0.05 U	0.02	0.05	0.25	MG/KG
	OT29-SO-J09A1-15-0910	SOIL	N	Nitrobenzene	0.05 U	0.018	0.05	0.25	MG/KG
	OT29-SO-J09A1-15-0910	SOIL	N	Nitroglycerin	0.25 U	0.1	0.25	0.5	MG/KG
	OT29-SO-J09A1-15-0910	SOIL	N	PETN	0.25 U	0.1	0.25	0.5	MG/KG
	OT29-SO-J09A1-15-0910	SOIL	N	RDX	0.05 U	0.02	0.05	0.25	MG/KG
	OT29-SO-J09A1-15-0910	SOIL	N	Tetryl	0.05 U	0.02	0.05	0.25	MG/KG
	OT29-SO-J09A1-15-1415	SOIL	N	1,3,5-Trinitrobenzene	0.05 U	0.02	0.05	0.25	MG/KG
	OT29-SO-J09A1-15-1415	SOIL	N	1,3-Dinitrobenzene	0.05 U	0.02	0.05	0.25	MG/KG
	OT29-SO-J09A1-15-1415	SOIL	N	2,4,6-Trinitrotoluene	0.05 U	0.019	0.05	0.25	MG/KG
	OT29-SO-J09A1-15-1415	SOIL	N	2,4-Dinitrotoluene	0.05 U	0.02	0.05	0.25	MG/KG
	OT29-SO-J09A1-15-1415	SOIL	N	2-Amino-4,6-dinitrotoluene	0.05 U	0.012	0.05	0.25	MG/KG
	OT29-SO-J09A1-15-1415	SOIL	N	2-Nitrotoluene	0.05 U	0.013	0.05	0.25	MG/KG

Table 3. Summary of Analytical Results for Discrete Soil Samples for the Open Detonation Unit, Kirtland Air Force Base, December 2015

Method	Sample ID	Matrix	QA/QC Type	Analyte	Result*	DL	LOD	LOQ	Units
SW8330B									
	OT29-SO-J09A1-15-1415	SOIL	N	3-Nitrotoluene	0.05 U	0.015	0.05	0.25	MG/KG
	OT29-SO-J09A1-15-1415	SOIL	N	4-Amino-2,6-dinitrotoluene	0.05 U	0.02	0.05	0.25	MG/KG
	OT29-SO-J09A1-15-1415	SOIL	N	4-Nitrotoluene	0.05 U	0.018	0.05	0.25	MG/KG
	OT29-SO-J09A1-15-1415	SOIL	N	HMX	0.05 U	0.02	0.05	0.25	MG/KG
	OT29-SO-J09A1-15-1415	SOIL	N	Nitrobenzene	0.05 U	0.018	0.05	0.25	MG/KG
	OT29-SO-J09A1-15-1415	SOIL	N	Nitroglycerin	0.25 U	0.1	0.25	0.5	MG/KG
	OT29-SO-J09A1-15-1415	SOIL	N	PETN	0.25 U	0.1	0.25	0.5	MG/KG
	OT29-SO-J09A1-15-1415	SOIL	N	RDX	0.05 U	0.02	0.05	0.25	MG/KG
	OT29-SO-J09A1-15-1415	SOIL	N	Tetryl	0.05 U	0.02	0.05	0.25	MG/KG
	OT29-SO-J09B2-02-0001	SOIL	N	1,3,5-Trinitrobenzene	0.05 U	0.02	0.05	0.25	MG/KG
	OT29-SO-J09B2-02-0001	SOIL	N	1,3-Dinitrobenzene	0.05 U	0.02	0.05	0.25	MG/KG
	OT29-SO-J09B2-02-0001	SOIL	N	2,4,6-Trinitrotoluene	0.05 U	0.019	0.05	0.25	MG/KG
	OT29-SO-J09B2-02-0001	SOIL	N	2,4-Dinitrotoluene	0.036 J	0.02	0.05	0.25	MG/KG
	OT29-SO-J09B2-02-0001	SOIL	N	2-Amino-4,6-dinitrotoluene	0.05 U	0.013	0.05	0.25	MG/KG
	OT29-SO-J09B2-02-0001	SOIL	N	2-Nitrotoluene	0.05 U	0.013	0.05	0.25	MG/KG
	OT29-SO-J09B2-02-0001	SOIL	N	3-Nitrotoluene	0.05 U	0.016	0.05	0.25	MG/KG
	OT29-SO-J09B2-02-0001	SOIL	N	4-Amino-2,6-dinitrotoluene	0.05 U	0.02	0.05	0.25	MG/KG
	OT29-SO-J09B2-02-0001	SOIL	N	4-Nitrotoluene	0.05 U	0.018	0.05	0.25	MG/KG
	OT29-SO-J09B2-02-0001	SOIL	N	HMX	0.1 J	0.02	0.05	0.25	MG/KG
	OT29-SO-J09B2-02-0001	SOIL	N	Nitrobenzene	0.05 U	0.018	0.05	0.25	MG/KG
	OT29-SO-J09B2-02-0001	SOIL	N	Nitroglycerin	2.1 J	0.1	0.25	0.5	MG/KG
	OT29-SO-J09B2-02-0001	SOIL	N	PETN	0.25 U	0.1	0.25	0.5	MG/KG
	OT29-SO-J09B2-02-0001	SOIL	N	RDX	0.05 U	0.02	0.05	0.25	MG/KG

Table 3. Summary of Analytical Results for Discrete Soil Samples for the Open Detonation Unit, Kirtland Air Force Base, December 2015

Method	Sample ID	Matrix	QA/QC Type	Analyte	Result*	DL	LOD	LOQ	Units
SW8330B									
	OT29-SO-J09B2-02-0001	SOIL	N	Tetryl	3.7 J	0.02	0.05	0.25	MG/KG
	OT29-SO-J09B2-02-0405	SOIL	N	1,3,5-Trinitrobenzene	0.05 U	0.02	0.05	0.25	MG/KG
	OT29-SO-J09B2-02-0405	SOIL	N	1,3-Dinitrobenzene	0.05 U	0.02	0.05	0.25	MG/KG
	OT29-SO-J09B2-02-0405	SOIL	N	2,4,6-Trinitrotoluene	0.05 U	0.019	0.05	0.25	MG/KG
	OT29-SO-J09B2-02-0405	SOIL	N	2,4-Dinitrotoluene	0.05 U	0.02	0.05	0.25	MG/KG
	OT29-SO-J09B2-02-0405	SOIL	N	2-Amino-4,6-dinitrotoluene	0.05 U	0.012	0.05	0.25	MG/KG
	OT29-SO-J09B2-02-0405	SOIL	N	2-Nitrotoluene	0.05 U	0.013	0.05	0.25	MG/KG
	OT29-SO-J09B2-02-0405	SOIL	N	3-Nitrotoluene	0.05 U	0.015	0.05	0.25	MG/KG
	OT29-SO-J09B2-02-0405	SOIL	N	4-Amino-2,6-dinitrotoluene	0.05 U	0.02	0.05	0.25	MG/KG
	OT29-SO-J09B2-02-0405	SOIL	N	4-Nitrotoluene	0.05 U	0.018	0.05	0.25	MG/KG
	OT29-SO-J09B2-02-0405	SOIL	N	HMX	0.05 U	0.02	0.05	0.25	MG/KG
	OT29-SO-J09B2-02-0405	SOIL	N	Nitrobenzene	0.05 U	0.017	0.05	0.25	MG/KG
	OT29-SO-J09B2-02-0405	SOIL	N	Nitroglycerin	0.25 U	0.099	0.25	0.5	MG/KG
	OT29-SO-J09B2-02-0405	SOIL	N	PETN	0.25 U	0.099	0.25	0.5	MG/KG
	OT29-SO-J09B2-02-0405	SOIL	N	RDX	0.038 J	0.02	0.05	0.25	MG/KG
	OT29-SO-J09B2-02-0405	SOIL	N	Tetryl	0.05 U	0.02	0.05	0.25	MG/KG
	OT29-SO-J09B2-02-0910	SOIL	N	1,3,5-Trinitrobenzene	0.05 U	0.02	0.05	0.25	MG/KG
	OT29-SO-J09B2-02-0910	SOIL	N	1,3-Dinitrobenzene	0.05 U	0.02	0.05	0.25	MG/KG
	OT29-SO-J09B2-02-0910	SOIL	N	2,4,6-Trinitrotoluene	0.05 U	0.019	0.05	0.25	MG/KG
	OT29-SO-J09B2-02-0910	SOIL	N	2,4-Dinitrotoluene	0.05 U	0.02	0.05	0.25	MG/KG
	OT29-SO-J09B2-02-0910	SOIL	N	2-Amino-4,6-dinitrotoluene	0.05 U	0.013	0.05	0.25	MG/KG
	OT29-SO-J09B2-02-0910	SOIL	N	2-Nitrotoluene	0.05 U	0.013	0.05	0.25	MG/KG
	OT29-SO-J09B2-02-0910	SOIL	N	3-Nitrotoluene	0.05 U	0.016	0.05	0.25	MG/KG

Table 3. Summary of Analytical Results for Discrete Soil Samples for the Open Detonation Unit, Kirtland Air Force Base, December 2015

Method	Sample ID	Matrix	QA/QC Type	Analyte	Result*	DL	LOD	LOQ	Units
SW8330B									
	OT29-SO-J09B2-02-0910	SOIL	N	4-Amino-2,6-dinitrotoluene	0.05 U	0.02	0.05	0.25	MG/KG
	OT29-SO-J09B2-02-0910	SOIL	N	4-Nitrotoluene	0.05 U	0.018	0.05	0.25	MG/KG
	OT29-SO-J09B2-02-0910	SOIL	N	HMX	0.21 J	0.02	0.05	0.25	MG/KG
	OT29-SO-J09B2-02-0910	SOIL	N	Nitrobenzene	0.05 U	0.018	0.05	0.25	MG/KG
	OT29-SO-J09B2-02-0910	SOIL	N	Nitroglycerin	0.25 U	0.1	0.25	0.5	MG/KG
	OT29-SO-J09B2-02-0910	SOIL	N	PETN	0.25 U	0.1	0.25	0.5	MG/KG
	OT29-SO-J09B2-02-0910	SOIL	N	RDX	0.41	0.02	0.05	0.25	MG/KG
	OT29-SO-J09B2-02-0910	SOIL	N	Tetryl	0.05 U	0.02	0.05	0.25	MG/KG
	OT29-SO-J09B2-02-1415	SOIL	N	1,3,5-Trinitrobenzene	0.05 U	0.02	0.05	0.25	MG/KG
	OT29-SO-J09B2-02-1415	SOIL	N	1,3-Dinitrobenzene	0.05 U	0.02	0.05	0.25	MG/KG
	OT29-SO-J09B2-02-1415	SOIL	N	2,4,6-Trinitrotoluene	0.05 U	0.019	0.05	0.25	MG/KG
	OT29-SO-J09B2-02-1415	SOIL	N	2,4-Dinitrotoluene	0.05 U	0.02	0.05	0.25	MG/KG
	OT29-SO-J09B2-02-1415	SOIL	N	2-Amino-4,6-dinitrotoluene	0.05 U	0.012	0.05	0.25	MG/KG
	OT29-SO-J09B2-02-1415	SOIL	N	2-Nitrotoluene	0.05 U	0.013	0.05	0.25	MG/KG
	OT29-SO-J09B2-02-1415	SOIL	N	3-Nitrotoluene	0.05 U	0.015	0.05	0.25	MG/KG
	OT29-SO-J09B2-02-1415	SOIL	N	4-Amino-2,6-dinitrotoluene	0.05 U	0.02	0.05	0.25	MG/KG
	OT29-SO-J09B2-02-1415	SOIL	N	4-Nitrotoluene	0.05 U	0.018	0.05	0.25	MG/KG
	OT29-SO-J09B2-02-1415	SOIL	N	HMX	0.05 U	0.02	0.05	0.25	MG/KG
	OT29-SO-J09B2-02-1415	SOIL	N	Nitrobenzene	0.05 U	0.018	0.05	0.25	MG/KG
	OT29-SO-J09B2-02-1415	SOIL	N	Nitroglycerin	0.25 U	0.1	0.25	0.5	MG/KG
	OT29-SO-J09B2-02-1415	SOIL	N	PETN	0.25 U	0.1	0.25	0.5	MG/KG
	OT29-SO-J09B2-02-1415	SOIL	N	RDX	0.05 U	0.02	0.05	0.25	MG/KG
	OT29-SO-J09B2-02-1415	SOIL	N	Tetryl	0.05 U	0.02	0.05	0.25	MG/KG

Table 3. Summary of Analytical Results for Discrete Soil Samples for the Open Detonation Unit, Kirtland Air Force Base, December 2015

Method	Sample ID	Matrix	QA/QC Type	Analyte	Result*	DL	LOD	LOQ	Units
SW8330B									
	OT29-SO-J09B2-04-0001	SOIL	N	1,3,5-Trinitrobenzene	0.05 U	0.02	0.05	0.25	MG/KG
	OT29-SO-J09B2-04-0001	SOIL	N	1,3-Dinitrobenzene	0.05 U	0.02	0.05	0.25	MG/KG
	OT29-SO-J09B2-04-0001	SOIL	N	2,4,6-Trinitrotoluene	0.05 U	0.019	0.05	0.25	MG/KG
	OT29-SO-J09B2-04-0001	SOIL	N	2,4-Dinitrotoluene	0.05 U	0.02	0.05	0.25	MG/KG
	OT29-SO-J09B2-04-0001	SOIL	N	2-Amino-4,6-dinitrotoluene	0.05 U	0.013	0.05	0.25	MG/KG
	OT29-SO-J09B2-04-0001	SOIL	N	2-Nitrotoluene	0.05 U	0.013	0.05	0.25	MG/KG
	OT29-SO-J09B2-04-0001	SOIL	N	3-Nitrotoluene	0.05 U	0.016	0.05	0.25	MG/KG
	OT29-SO-J09B2-04-0001	SOIL	N	4-Amino-2,6-dinitrotoluene	0.05 U	0.02	0.05	0.25	MG/KG
	OT29-SO-J09B2-04-0001	SOIL	N	4-Nitrotoluene	0.05 U	0.018	0.05	0.25	MG/KG
	OT29-SO-J09B2-04-0001	SOIL	N	HMX	0.061 J	0.02	0.05	0.25	MG/KG
	OT29-SO-J09B2-04-0001	SOIL	N	Nitrobenzene	0.05 U	0.018	0.05	0.25	MG/KG
	OT29-SO-J09B2-04-0001	SOIL	N	Nitroglycerin	0.25 U	0.1	0.25	0.5	MG/KG
	OT29-SO-J09B2-04-0001	SOIL	N	PETN	0.25 U	0.1	0.25	0.5	MG/KG
	OT29-SO-J09B2-04-0001	SOIL	N	RDX	0.05 U	0.02	0.05	0.25	MG/KG
	OT29-SO-J09B2-04-0001	SOIL	N	Tetryl	0.05 U	0.02	0.05	0.25	MG/KG
	OT29-SO-J09B2-04-0405	SOIL	N	1,3,5-Trinitrobenzene	0.05 U	0.02	0.05	0.25	MG/KG
	OT29-SO-J09B2-04-0405	SOIL	N	1,3-Dinitrobenzene	0.05 U	0.02	0.05	0.25	MG/KG
	OT29-SO-J09B2-04-0405	SOIL	N	2,4,6-Trinitrotoluene	0.05 U	0.019	0.05	0.25	MG/KG
	OT29-SO-J09B2-04-0405	SOIL	N	2,4-Dinitrotoluene	0.05 U	0.02	0.05	0.25	MG/KG
	OT29-SO-J09B2-04-0405	SOIL	N	2-Amino-4,6-dinitrotoluene	0.05 U	0.012	0.05	0.25	MG/KG
	OT29-SO-J09B2-04-0405	SOIL	N	2-Nitrotoluene	0.05 U	0.013	0.05	0.25	MG/KG
	OT29-SO-J09B2-04-0405	SOIL	N	3-Nitrotoluene	0.05 U	0.015	0.05	0.25	MG/KG
	OT29-SO-J09B2-04-0405	SOIL	N	4-Amino-2,6-dinitrotoluene	0.05 U	0.02	0.05	0.25	MG/KG

Table 3. Summary of Analytical Results for Discrete Soil Samples for the Open Detonation Unit, Kirtland Air Force Base, December 2015

Method	Sample ID	Matrix	QA/QC Type	Analyte	Result*	DL	LOD	LOQ	Units
SW8330B									
	OT29-SO-J09B2-04-0405	SOIL	N	4-Nitrotoluene	0.05 U	0.018	0.05	0.25	MG/KG
	OT29-SO-J09B2-04-0405	SOIL	N	HMX	0.11 J	0.02	0.05	0.25	MG/KG
	OT29-SO-J09B2-04-0405	SOIL	N	Nitrobenzene	0.05 U	0.017	0.05	0.25	MG/KG
	OT29-SO-J09B2-04-0405	SOIL	N	Nitroglycerin	0.25 U	0.099	0.25	0.5	MG/KG
	OT29-SO-J09B2-04-0405	SOIL	N	PETN	0.25 U	0.099	0.25	0.5	MG/KG
	OT29-SO-J09B2-04-0405	SOIL	N	RDX	0.14 J	0.02	0.05	0.25	MG/KG
	OT29-SO-J09B2-04-0405	SOIL	N	Tetryl	0.05 U	0.02	0.05	0.25	MG/KG
	OT29-SO-J09B2-04-0910	SOIL	N	1,3,5-Trinitrobenzene	0.05 U	0.02	0.05	0.25	MG/KG
	OT29-SO-J09B2-04-0910	SOIL	N	1,3-Dinitrobenzene	0.05 U	0.02	0.05	0.25	MG/KG
	OT29-SO-J09B2-04-0910	SOIL	N	2,4,6-Trinitrotoluene	0.05 U	0.019	0.05	0.25	MG/KG
	OT29-SO-J09B2-04-0910	SOIL	N	2,4-Dinitrotoluene	0.05 U	0.02	0.05	0.25	MG/KG
	OT29-SO-J09B2-04-0910	SOIL	N	2-Amino-4,6-dinitrotoluene	0.05 U	0.012	0.05	0.25	MG/KG
	OT29-SO-J09B2-04-0910	SOIL	N	2-Nitrotoluene	0.05 U	0.013	0.05	0.25	MG/KG
	OT29-SO-J09B2-04-0910	SOIL	N	3-Nitrotoluene	0.05 U	0.015	0.05	0.25	MG/KG
	OT29-SO-J09B2-04-0910	SOIL	N	4-Amino-2,6-dinitrotoluene	0.05 U	0.02	0.05	0.25	MG/KG
	OT29-SO-J09B2-04-0910	SOIL	N	4-Nitrotoluene	0.05 U	0.018	0.05	0.25	MG/KG
	OT29-SO-J09B2-04-0910	SOIL	N	HMX	0.05 U	0.02	0.05	0.25	MG/KG
	OT29-SO-J09B2-04-0910	SOIL	N	Nitrobenzene	0.05 U	0.018	0.05	0.25	MG/KG
	OT29-SO-J09B2-04-0910	SOIL	N	Nitroglycerin	0.25 U	0.1	0.25	0.5	MG/KG
	OT29-SO-J09B2-04-0910	SOIL	N	PETN	0.25 U	0.1	0.25	0.5	MG/KG
	OT29-SO-J09B2-04-0910	SOIL	N	RDX	0.044 J	0.02	0.05	0.25	MG/KG
	OT29-SO-J09B2-04-0910	SOIL	N	Tetryl	0.05 U	0.02	0.05	0.25	MG/KG
	OT29-SO-J09B2-04-1415	SOIL	N	1,3,5-Trinitrobenzene	0.05 U	0.02	0.05	0.25	MG/KG

Table 3. Summary of Analytical Results for Discrete Soil Samples for the Open Detonation Unit, Kirtland Air Force Base, December 2015

Method	Sample ID	Matrix	QA/QC Type	Analyte	Result*	DL	LOD	LOQ	Units
SW8330B									
	OT29-SO-J09B2-04-1415	SOIL	N	1,3-Dinitrobenzene	0.05 U	0.02	0.05	0.25	MG/KG
	OT29-SO-J09B2-04-1415	SOIL	N	2,4,6-Trinitrotoluene	0.05 U	0.019	0.05	0.25	MG/KG
	OT29-SO-J09B2-04-1415	SOIL	N	2,4-Dinitrotoluene	0.05 U	0.02	0.05	0.25	MG/KG
	OT29-SO-J09B2-04-1415	SOIL	N	2-Amino-4,6-dinitrotoluene	0.05 U	0.012	0.05	0.25	MG/KG
	OT29-SO-J09B2-04-1415	SOIL	N	2-Nitrotoluene	0.05 U	0.013	0.05	0.25	MG/KG
	OT29-SO-J09B2-04-1415	SOIL	N	3-Nitrotoluene	0.05 U	0.015	0.05	0.25	MG/KG
	OT29-SO-J09B2-04-1415	SOIL	N	4-Amino-2,6-dinitrotoluene	0.05 U	0.02	0.05	0.25	MG/KG
	OT29-SO-J09B2-04-1415	SOIL	N	4-Nitrotoluene	0.05 U	0.018	0.05	0.25	MG/KG
	OT29-SO-J09B2-04-1415	SOIL	N	HMX	0.05 U	0.02	0.05	0.25	MG/KG
	OT29-SO-J09B2-04-1415	SOIL	N	Nitrobenzene	0.05 U	0.018	0.05	0.25	MG/KG
	OT29-SO-J09B2-04-1415	SOIL	N	Nitroglycerin	0.25 U	0.1	0.25	0.5	MG/KG
	OT29-SO-J09B2-04-1415	SOIL	N	PETN	0.25 U	0.1	0.25	0.5	MG/KG
	OT29-SO-J09B2-04-1415	SOIL	N	RDX	0.05 U	0.02	0.05	0.25	MG/KG
	OT29-SO-J09B2-04-1415	SOIL	N	Tetryl	0.05 U	0.02	0.05	0.25	MG/KG
	OT29-SO-J09B2-06-0001	SOIL	N	1,3,5-Trinitrobenzene	0.05 U	0.02	0.05	0.25	MG/KG
	OT29-SO-J09B2-06-0001	SOIL	N	1,3-Dinitrobenzene	0.05 U	0.02	0.05	0.25	MG/KG
	OT29-SO-J09B2-06-0001	SOIL	N	2,4,6-Trinitrotoluene	0.05 U	0.019	0.05	0.25	MG/KG
	OT29-SO-J09B2-06-0001	SOIL	N	2,4-Dinitrotoluene	0.05 U	0.02	0.05	0.25	MG/KG
	OT29-SO-J09B2-06-0001	SOIL	N	2-Amino-4,6-dinitrotoluene	0.05 U	0.012	0.05	0.25	MG/KG
	OT29-SO-J09B2-06-0001	SOIL	N	2-Nitrotoluene	0.05 U	0.013	0.05	0.25	MG/KG
	OT29-SO-J09B2-06-0001	SOIL	N	3-Nitrotoluene	0.05 U	0.015	0.05	0.25	MG/KG
	OT29-SO-J09B2-06-0001	SOIL	N	4-Amino-2,6-dinitrotoluene	0.05 U	0.02	0.05	0.25	MG/KG
	OT29-SO-J09B2-06-0001	SOIL	N	4-Nitrotoluene	0.05 U	0.018	0.05	0.25	MG/KG

Table 3. Summary of Analytical Results for Discrete Soil Samples for the Open Detonation Unit, Kirtland Air Force Base, December 2015

Method	Sample ID	Matrix	QA/QC Type	Analyte	Result*	DL	LOD	LOQ	Units
SW8330B									
	OT29-SO-J09B2-06-0001	SOIL	N	HMX	0.34	0.02	0.05	0.25	MG/KG
	OT29-SO-J09B2-06-0001	SOIL	N	Nitrobenzene	0.05 U	0.018	0.05	0.25	MG/KG
	OT29-SO-J09B2-06-0001	SOIL	N	Nitroglycerin	0.25 U	0.1	0.25	0.5	MG/KG
	OT29-SO-J09B2-06-0001	SOIL	N	PETN	0.25 U	0.1	0.25	0.5	MG/KG
	OT29-SO-J09B2-06-0001	SOIL	N	RDX	0.65	0.02	0.05	0.25	MG/KG
	OT29-SO-J09B2-06-0001	SOIL	N	Tetryl	0.05 U	0.02	0.05	0.25	MG/KG
	OT29-SO-J09B2-06-0405	SOIL	N	1,3,5-Trinitrobenzene	0.05 U	0.02	0.05	0.25	MG/KG
	OT29-SO-J09B2-06-0405	SOIL	N	1,3-Dinitrobenzene	0.05 U	0.02	0.05	0.25	MG/KG
	OT29-SO-J09B2-06-0405	SOIL	N	2,4,6-Trinitrotoluene	0.05 U	0.019	0.05	0.25	MG/KG
	OT29-SO-J09B2-06-0405	SOIL	N	2,4-Dinitrotoluene	0.05 U	0.02	0.05	0.25	MG/KG
	OT29-SO-J09B2-06-0405	SOIL	N	2-Amino-4,6-dinitrotoluene	0.05 U	0.012	0.05	0.25	MG/KG
	OT29-SO-J09B2-06-0405	SOIL	N	2-Nitrotoluene	0.05 U	0.013	0.05	0.25	MG/KG
	OT29-SO-J09B2-06-0405	SOIL	N	3-Nitrotoluene	0.05 U	0.015	0.05	0.25	MG/KG
	OT29-SO-J09B2-06-0405	SOIL	N	4-Amino-2,6-dinitrotoluene	0.05 U	0.02	0.05	0.25	MG/KG
	OT29-SO-J09B2-06-0405	SOIL	N	4-Nitrotoluene	0.05 U	0.018	0.05	0.25	MG/KG
	OT29-SO-J09B2-06-0405	SOIL	N	HMX	0.05 U	0.02	0.05	0.25	MG/KG
	OT29-SO-J09B2-06-0405	SOIL	N	Nitrobenzene	0.05 U	0.018	0.05	0.25	MG/KG
	OT29-SO-J09B2-06-0405	SOIL	N	Nitroglycerin	0.25 U	0.1	0.25	0.5	MG/KG
	OT29-SO-J09B2-06-0405	SOIL	N	PETN	0.25 U	0.1	0.25	0.5	MG/KG
	OT29-SO-J09B2-06-0405	SOIL	N	RDX	0.05 U	0.02	0.05	0.25	MG/KG
	OT29-SO-J09B2-06-0405	SOIL	N	Tetryl	0.05 U	0.02	0.05	0.25	MG/KG
	OT29-SO-J09B2-06-0910	SOIL	N	1,3,5-Trinitrobenzene	0.05 U	0.02	0.05	0.25	MG/KG
	OT29-SO-J09B2-06-0910	SOIL	N	1,3-Dinitrobenzene	0.05 U	0.02	0.05	0.25	MG/KG

Table 3. Summary of Analytical Results for Discrete Soil Samples for the Open Detonation Unit, Kirtland Air Force Base, December 2015

Method	Sample ID	Matrix	QA/QC Type	Analyte	Result*	DL	LOD	LOQ	Units
SW8330B									
	OT29-SO-J09B2-06-0910	SOIL	N	2,4,6-Trinitrotoluene	0.05 U	0.019	0.05	0.25	MG/KG
	OT29-SO-J09B2-06-0910	SOIL	N	2,4-Dinitrotoluene	0.05 U	0.02	0.05	0.25	MG/KG
	OT29-SO-J09B2-06-0910	SOIL	N	2-Amino-4,6-dinitrotoluene	0.066 J	0.012	0.05	0.25	MG/KG
	OT29-SO-J09B2-06-0910	SOIL	N	2-Nitrotoluene	0.05 U	0.013	0.05	0.25	MG/KG
	OT29-SO-J09B2-06-0910	SOIL	N	3-Nitrotoluene	0.05 U	0.015	0.05	0.25	MG/KG
	OT29-SO-J09B2-06-0910	SOIL	N	4-Amino-2,6-dinitrotoluene	0.049 J	0.02	0.05	0.25	MG/KG
	OT29-SO-J09B2-06-0910	SOIL	N	4-Nitrotoluene	0.05 U	0.018	0.05	0.25	MG/KG
	OT29-SO-J09B2-06-0910	SOIL	N	HMX	0.11 J	0.02	0.05	0.25	MG/KG
	OT29-SO-J09B2-06-0910	SOIL	N	Nitrobenzene	0.05 U	0.018	0.05	0.25	MG/KG
	OT29-SO-J09B2-06-0910	SOIL	N	Nitroglycerin	0.25 UJ	0.1	0.25	0.5	MG/KG
	OT29-SO-J09B2-06-0910	SOIL	N	PETN	0.25 U	0.1	0.25	0.5	MG/KG
	OT29-SO-J09B2-06-0910	SOIL	N	RDX	0.28	0.02	0.05	0.25	MG/KG
	OT29-SO-J09B2-06-0910	SOIL	N	Tetryl	0.05 U	0.02	0.05	0.25	MG/KG
	OT29-SO-J09B2-06-1415	SOIL	N	1,3,5-Trinitrobenzene	0.05 U	0.02	0.05	0.25	MG/KG
	OT29-SO-J09B2-06-1415	SOIL	N	1,3-Dinitrobenzene	0.05 U	0.02	0.05	0.25	MG/KG
	OT29-SO-J09B2-06-1415	SOIL	N	2,4,6-Trinitrotoluene	0.05 U	0.019	0.05	0.25	MG/KG
	OT29-SO-J09B2-06-1415	SOIL	N	2,4-Dinitrotoluene	0.05 U	0.02	0.05	0.25	MG/KG
	OT29-SO-J09B2-06-1415	SOIL	N	2-Amino-4,6-dinitrotoluene	0.05 U	0.012	0.05	0.25	MG/KG
	OT29-SO-J09B2-06-1415	SOIL	N	2-Nitrotoluene	0.05 U	0.013	0.05	0.25	MG/KG
	OT29-SO-J09B2-06-1415	SOIL	N	3-Nitrotoluene	0.05 U	0.015	0.05	0.25	MG/KG
	OT29-SO-J09B2-06-1415	SOIL	N	4-Amino-2,6-dinitrotoluene	0.05 U	0.02	0.05	0.25	MG/KG
	OT29-SO-J09B2-06-1415	SOIL	N	4-Nitrotoluene	0.05 U	0.018	0.05	0.25	MG/KG
	OT29-SO-J09B2-06-1415	SOIL	N	HMX	0.05 U	0.02	0.05	0.25	MG/KG

Table 3. Summary of Analytical Results for Discrete Soil Samples for the Open Detonation Unit, Kirtland Air Force Base, December 2015

Method	Sample ID	Matrix	QA/QC Type	Analyte	Result*	DL	LOD	LOQ	Units
SW8330B									
	OT29-SO-J09B2-06-1415	SOIL	N	Nitrobenzene	0.05 U	0.018	0.05	0.25	MG/KG
	OT29-SO-J09B2-06-1415	SOIL	N	Nitroglycerin	0.25 U	0.1	0.25	0.5	MG/KG
	OT29-SO-J09B2-06-1415	SOIL	N	PETN	0.25 U	0.1	0.25	0.5	MG/KG
	OT29-SO-J09B2-06-1415	SOIL	N	RDX	0.042 J	0.02	0.05	0.25	MG/KG
	OT29-SO-J09B2-06-1415	SOIL	N	Tetryl	0.05 U	0.02	0.05	0.25	MG/KG
	OT29-SO-J09B2-08-0001	SOIL	N	1,3,5-Trinitrobenzene	0.049 J	0.02	0.05	0.25	MG/KG
	OT29-SO-J09B2-08-0001	SOIL	N	1,3-Dinitrobenzene	0.05 U	0.02	0.05	0.25	MG/KG
	OT29-SO-J09B2-08-0001	SOIL	N	2,4,6-Trinitrotoluene	0.59	0.019	0.05	0.25	MG/KG
	OT29-SO-J09B2-08-0001	SOIL	N	2,4-Dinitrotoluene	0.05 U	0.02	0.05	0.25	MG/KG
	OT29-SO-J09B2-08-0001	SOIL	N	2-Amino-4,6-dinitrotoluene	0.056 J	0.013	0.05	0.25	MG/KG
	OT29-SO-J09B2-08-0001	SOIL	N	2-Nitrotoluene	0.05 U	0.013	0.05	0.25	MG/KG
	OT29-SO-J09B2-08-0001	SOIL	N	3-Nitrotoluene	0.05 U	0.016	0.05	0.25	MG/KG
	OT29-SO-J09B2-08-0001	SOIL	N	4-Amino-2,6-dinitrotoluene	0.045 J	0.02	0.05	0.25	MG/KG
	OT29-SO-J09B2-08-0001	SOIL	N	4-Nitrotoluene	0.05 U	0.018	0.05	0.25	MG/KG
	OT29-SO-J09B2-08-0001	SOIL	N	HMX	0.34	0.02	0.05	0.25	MG/KG
	OT29-SO-J09B2-08-0001	SOIL	N	Nitrobenzene	0.05 U	0.018	0.05	0.25	MG/KG
	OT29-SO-J09B2-08-0001	SOIL	N	Nitroglycerin	0.25 U	0.1	0.25	0.5	MG/KG
	OT29-SO-J09B2-08-0001	SOIL	N	PETN	0.25 U	0.1	0.25	0.5	MG/KG
	OT29-SO-J09B2-08-0001	SOIL	N	RDX	0.15 J	0.02	0.05	0.25	MG/KG
	OT29-SO-J09B2-08-0001	SOIL	N	Tetryl	0.05 U	0.02	0.05	0.25	MG/KG
	OT29-SO-J09B2-08-0405	SOIL	N	1,3,5-Trinitrobenzene	0.05 U	0.02	0.05	0.25	MG/KG
	OT29-SO-J09B2-08-0405	SOIL	N	1,3-Dinitrobenzene	0.05 U	0.02	0.05	0.25	MG/KG
	OT29-SO-J09B2-08-0405	SOIL	N	2,4,6-Trinitrotoluene	5.5	0.097	0.25	1.2	MG/KG

Table 3. Summary of Analytical Results for Discrete Soil Samples for the Open Detonation Unit, Kirtland Air Force Base, December 2015

Method	Sample ID	Matrix	QA/QC Type	Analyte	Result*	DL	LOD	LOQ	Units
SW8330B									
	OT29-SO-J09B2-08-0405	SOIL	N	2,4-Dinitrotoluene	0.075 J	0.02	0.05	0.25	MG/KG
	OT29-SO-J09B2-08-0405	SOIL	N	2-Amino-4,6-dinitrotoluene	0.05 U	0.012	0.05	0.25	MG/KG
	OT29-SO-J09B2-08-0405	SOIL	N	2-Nitrotoluene	0.05 U	0.013	0.05	0.25	MG/KG
	OT29-SO-J09B2-08-0405	SOIL	N	3-Nitrotoluene	0.05 U	0.015	0.05	0.25	MG/KG
	OT29-SO-J09B2-08-0405	SOIL	N	4-Amino-2,6-dinitrotoluene	0.05 U	0.02	0.05	0.25	MG/KG
	OT29-SO-J09B2-08-0405	SOIL	N	4-Nitrotoluene	0.05 U	0.018	0.05	0.25	MG/KG
	OT29-SO-J09B2-08-0405	SOIL	N	HMX	0.04 J	0.02	0.05	0.25	MG/KG
	OT29-SO-J09B2-08-0405	SOIL	N	Nitrobenzene	0.05 U	0.018	0.05	0.25	MG/KG
	OT29-SO-J09B2-08-0405	SOIL	N	Nitroglycerin	1.9	0.1	0.25	0.5	MG/KG
	OT29-SO-J09B2-08-0405	SOIL	N	PETN	0.25 U	0.1	0.25	0.5	MG/KG
	OT29-SO-J09B2-08-0405	SOIL	N	RDX	0.11 J	0.02	0.05	0.25	MG/KG
	OT29-SO-J09B2-08-0405	SOIL	N	Tetryl	0.05 U	0.02	0.05	0.25	MG/KG
	OT29-SO-J09B2-08-0910	SOIL	N	1,3,5-Trinitrobenzene	0.05 U	0.02	0.05	0.25	MG/KG
	OT29-SO-J09B2-08-0910	SOIL	N	1,3-Dinitrobenzene	0.05 U	0.02	0.05	0.25	MG/KG
	OT29-SO-J09B2-08-0910	SOIL	N	2,4,6-Trinitrotoluene	0.094 J	0.019	0.05	0.25	MG/KG
	OT29-SO-J09B2-08-0910	SOIL	N	2,4-Dinitrotoluene	0.05 U	0.02	0.05	0.25	MG/KG
	OT29-SO-J09B2-08-0910	SOIL	N	2-Amino-4,6-dinitrotoluene	0.042 J	0.012	0.05	0.25	MG/KG
	OT29-SO-J09B2-08-0910	SOIL	N	2-Nitrotoluene	0.05 U	0.013	0.05	0.25	MG/KG
	OT29-SO-J09B2-08-0910	SOIL	N	3-Nitrotoluene	0.05 U	0.015	0.05	0.25	MG/KG
	OT29-SO-J09B2-08-0910	SOIL	N	4-Amino-2,6-dinitrotoluene	0.052 J	0.02	0.05	0.25	MG/KG
	OT29-SO-J09B2-08-0910	SOIL	N	4-Nitrotoluene	0.05 U	0.018	0.05	0.25	MG/KG
	OT29-SO-J09B2-08-0910	SOIL	N	HMX	0.05 U	0.02	0.05	0.25	MG/KG
	OT29-SO-J09B2-08-0910	SOIL	N	Nitrobenzene	0.05 U	0.018	0.05	0.25	MG/KG

Table 3. Summary of Analytical Results for Discrete Soil Samples for the Open Detonation Unit, Kirtland Air Force Base, December 2015

Method	Sample ID	Matrix	QA/QC Type	Analyte	Result*	DL	LOD	LOQ	Units
SW8330B									
	OT29-SO-J09B2-08-0910	SOIL	N	Nitroglycerin	0.25 U	0.1	0.25	0.5	MG/KG
	OT29-SO-J09B2-08-0910	SOIL	N	PETN	0.25 U	0.1	0.25	0.5	MG/KG
	OT29-SO-J09B2-08-0910	SOIL	N	RDX	0.05 U	0.02	0.05	0.25	MG/KG
	OT29-SO-J09B2-08-0910	SOIL	N	Tetryl	0.05 U	0.02	0.05	0.25	MG/KG
	OT29-SO-J09B2-08-1415	SOIL	N	1,3,5-Trinitrobenzene	0.05 U	0.02	0.05	0.25	MG/KG
	OT29-SO-J09B2-08-1415	SOIL	N	1,3-Dinitrobenzene	0.05 U	0.02	0.05	0.25	MG/KG
	OT29-SO-J09B2-08-1415	SOIL	N	2,4,6-Trinitrotoluene	0.05 U	0.019	0.05	0.25	MG/KG
	OT29-SO-J09B2-08-1415	SOIL	N	2,4-Dinitrotoluene	0.05 U	0.02	0.05	0.25	MG/KG
	OT29-SO-J09B2-08-1415	SOIL	N	2-Amino-4,6-dinitrotoluene	0.05 U	0.012	0.05	0.25	MG/KG
	OT29-SO-J09B2-08-1415	SOIL	N	2-Nitrotoluene	0.05 U	0.013	0.05	0.25	MG/KG
	OT29-SO-J09B2-08-1415	SOIL	N	3-Nitrotoluene	0.05 U	0.015	0.05	0.25	MG/KG
	OT29-SO-J09B2-08-1415	SOIL	N	4-Amino-2,6-dinitrotoluene	0.05 U	0.02	0.05	0.25	MG/KG
	OT29-SO-J09B2-08-1415	SOIL	N	4-Nitrotoluene	0.05 U	0.018	0.05	0.25	MG/KG
	OT29-SO-J09B2-08-1415	SOIL	N	HMX	0.05 U	0.02	0.05	0.25	MG/KG
	OT29-SO-J09B2-08-1415	SOIL	N	Nitrobenzene	0.05 U	0.018	0.05	0.25	MG/KG
	OT29-SO-J09B2-08-1415	SOIL	N	Nitroglycerin	0.25 U	0.1	0.25	0.5	MG/KG
	OT29-SO-J09B2-08-1415	SOIL	N	PETN	0.25 U	0.1	0.25	0.5	MG/KG
	OT29-SO-J09B2-08-1415	SOIL	N	RDX	0.037 J	0.02	0.05	0.25	MG/KG
	OT29-SO-J09B2-08-1415	SOIL	N	Tetryl	0.05 U	0.02	0.05	0.25	MG/KG
	OT29-SO-JO9A1-17-0001	SOIL	N	1,3,5-Trinitrobenzene	0.05 U	0.02	0.05	0.25	MG/KG
	OT29-SO-JO9A1-17-0001	SOIL	N	1,3-Dinitrobenzene	0.05 U	0.02	0.05	0.25	MG/KG
	OT29-SO-JO9A1-17-0001	SOIL	N	2,4,6-Trinitrotoluene	0.05 U	0.019	0.05	0.25	MG/KG
	OT29-SO-JO9A1-17-0001	SOIL	N	2,4-Dinitrotoluene	0.05 U	0.02	0.05	0.25	MG/KG

Table 3. Summary of Analytical Results for Discrete Soil Samples for the Open Detonation Unit, Kirtland Air Force Base, December 2015

Method	Sample ID	Matrix	QA/QC Type	Analyte	Result*	DL	LOD	LOQ	Units
SW8330B									
	OT29-SO-JO9A1-17-0001	SOIL	N	2-Amino-4,6-dinitrotoluene	0.05 U	0.012	0.05	0.25	MG/KG
	OT29-SO-JO9A1-17-0001	SOIL	N	2-Nitrotoluene	0.05 U	0.013	0.05	0.25	MG/KG
	OT29-SO-JO9A1-17-0001	SOIL	N	3-Nitrotoluene	0.05 U	0.015	0.05	0.25	MG/KG
	OT29-SO-JO9A1-17-0001	SOIL	N	4-Amino-2,6-dinitrotoluene	0.05 U	0.02	0.05	0.25	MG/KG
	OT29-SO-JO9A1-17-0001	SOIL	N	4-Nitrotoluene	0.05 U	0.018	0.05	0.25	MG/KG
	OT29-SO-JO9A1-17-0001	SOIL	N	HMX	0.95	0.02	0.05	0.25	MG/KG
	OT29-SO-JO9A1-17-0001	SOIL	N	Nitrobenzene	0.05 U	0.017	0.05	0.25	MG/KG
	OT29-SO-JO9A1-17-0001	SOIL	N	Nitroglycerin	0.25 U	0.099	0.25	0.5	MG/KG
	OT29-SO-JO9A1-17-0001	SOIL	N	PETN	0.25 U	0.099	0.25	0.5	MG/KG
	OT29-SO-JO9A1-17-0001	SOIL	N	RDX	0.11 J	0.02	0.05	0.25	MG/KG
	OT29-SO-JO9A1-17-0001	SOIL	N	Tetryl	0.05 U	0.02	0.05	0.25	MG/KG
	OT29-SO-JO9A1-17-0405	SOIL	N	1,3,5-Trinitrobenzene	0.05 U	0.02	0.05	0.25	MG/KG
	OT29-SO-JO9A1-17-0405	SOIL	N	1,3-Dinitrobenzene	0.05 U	0.02	0.05	0.25	MG/KG
	OT29-SO-JO9A1-17-0405	SOIL	N	2,4,6-Trinitrotoluene	0.05 U	0.019	0.05	0.25	MG/KG
	OT29-SO-JO9A1-17-0405	SOIL	N	2,4-Dinitrotoluene	0.05 U	0.02	0.05	0.25	MG/KG
	OT29-SO-JO9A1-17-0405	SOIL	N	2-Amino-4,6-dinitrotoluene	0.05 U	0.012	0.05	0.25	MG/KG
	OT29-SO-JO9A1-17-0405	SOIL	N	2-Nitrotoluene	0.05 U	0.013	0.05	0.25	MG/KG
	OT29-SO-JO9A1-17-0405	SOIL	N	3-Nitrotoluene	0.05 U	0.015	0.05	0.25	MG/KG
	OT29-SO-JO9A1-17-0405	SOIL	N	4-Amino-2,6-dinitrotoluene	0.05 U	0.02	0.05	0.25	MG/KG
	OT29-SO-JO9A1-17-0405	SOIL	N	4-Nitrotoluene	0.05 U	0.018	0.05	0.25	MG/KG
	OT29-SO-JO9A1-17-0405	SOIL	N	HMX	0.044 J	0.02	0.05	0.25	MG/KG
	OT29-SO-JO9A1-17-0405	SOIL	N	Nitrobenzene	0.05 U	0.018	0.05	0.25	MG/KG
	OT29-SO-JO9A1-17-0405	SOIL	N	Nitroglycerin	0.25 U	0.1	0.25	0.5	MG/KG

Table 3. Summary of Analytical Results for Discrete Soil Samples for the Open Detonation Unit, Kirtland Air Force Base, December 2015

Method	Sample ID	Matrix	QA/QC Type	Analyte	Result*	DL	LOD	LOQ	Units
SW8330B									
	OT29-SO-JO9A1-17-0405	SOIL	N	PETN	0.25 U	0.1	0.25	0.5	MG/KG
	OT29-SO-JO9A1-17-0405	SOIL	N	RDX	0.05 U	0.02	0.05	0.25	MG/KG
	OT29-SO-JO9A1-17-0405	SOIL	N	Tetryl	0.05 U	0.02	0.05	0.25	MG/KG
	OT29-SO-JO9A1-17-0910	SOIL	N	1,3,5-Trinitrobenzene	0.05 U	0.02	0.05	0.25	MG/KG
	OT29-SO-JO9A1-17-0910	SOIL	N	1,3-Dinitrobenzene	0.05 U	0.02	0.05	0.25	MG/KG
	OT29-SO-JO9A1-17-0910	SOIL	N	2,4,6-Trinitrotoluene	0.05 U	0.019	0.05	0.25	MG/KG
	OT29-SO-JO9A1-17-0910	SOIL	N	2,4-Dinitrotoluene	0.05 U	0.02	0.05	0.25	MG/KG
	OT29-SO-JO9A1-17-0910	SOIL	N	2-Amino-4,6-dinitrotoluene	0.05 U	0.013	0.05	0.25	MG/KG
	OT29-SO-JO9A1-17-0910	SOIL	N	2-Nitrotoluene	0.05 U	0.013	0.05	0.25	MG/KG
	OT29-SO-JO9A1-17-0910	SOIL	N	3-Nitrotoluene	0.05 U	0.016	0.05	0.25	MG/KG
	OT29-SO-JO9A1-17-0910	SOIL	N	4-Amino-2,6-dinitrotoluene	0.05 U	0.02	0.05	0.25	MG/KG
	OT29-SO-JO9A1-17-0910	SOIL	N	4-Nitrotoluene	0.05 U	0.018	0.05	0.25	MG/KG
	OT29-SO-JO9A1-17-0910	SOIL	N	HMX	0.05 U	0.02	0.05	0.25	MG/KG
	OT29-SO-JO9A1-17-0910	SOIL	N	Nitrobenzene	0.05 U	0.018	0.05	0.25	MG/KG
	OT29-SO-JO9A1-17-0910	SOIL	N	Nitroglycerin	0.25 U	0.1	0.25	0.5	MG/KG
	OT29-SO-JO9A1-17-0910	SOIL	N	PETN	0.25 U	0.1	0.25	0.5	MG/KG
	OT29-SO-JO9A1-17-0910	SOIL	N	RDX	0.05 U	0.02	0.05	0.25	MG/KG
	OT29-SO-JO9A1-17-0910	SOIL	N	Tetryl	0.05 U	0.02	0.05	0.25	MG/KG
	OT29-SO-JO9A1-17-1415	SOIL	N	1,3,5-Trinitrobenzene	0.05 U	0.02	0.05	0.25	MG/KG
	OT29-SO-JO9A1-17-1415	SOIL	N	1,3-Dinitrobenzene	0.05 U	0.02	0.05	0.25	MG/KG
	OT29-SO-JO9A1-17-1415	SOIL	N	2,4,6-Trinitrotoluene	0.05 U	0.019	0.05	0.25	MG/KG
	OT29-SO-JO9A1-17-1415	SOIL	N	2,4-Dinitrotoluene	0.05 U	0.02	0.05	0.25	MG/KG
	OT29-SO-JO9A1-17-1415	SOIL	N	2-Amino-4,6-dinitrotoluene	0.05 U	0.013	0.05	0.25	MG/KG

Table 3. Summary of Analytical Results for Discrete Soil Samples for the Open Detonation Unit, Kirtland Air Force Base, December 2015

Method	Sample ID	Matrix	QA/QC Type	Analyte	Result*	DL	LOD	LOQ	Units
SW8330B									
	OT29-SO-JO9A1-17-1415	SOIL	N	2-Nitrotoluene	0.05 U	0.013	0.05	0.25	MG/KG
	OT29-SO-JO9A1-17-1415	SOIL	N	3-Nitrotoluene	0.05 U	0.016	0.05	0.25	MG/KG
	OT29-SO-JO9A1-17-1415	SOIL	N	4-Amino-2,6-dinitrotoluene	0.05 U	0.02	0.05	0.25	MG/KG
	OT29-SO-JO9A1-17-1415	SOIL	N	4-Nitrotoluene	0.05 U	0.018	0.05	0.25	MG/KG
	OT29-SO-JO9A1-17-1415	SOIL	N	HMX	0.05 U	0.02	0.05	0.25	MG/KG
	OT29-SO-JO9A1-17-1415	SOIL	N	Nitrobenzene	0.05 U	0.018	0.05	0.25	MG/KG
	OT29-SO-JO9A1-17-1415	SOIL	N	Nitroglycerin	0.25 U	0.1	0.25	0.5	MG/KG
	OT29-SO-JO9A1-17-1415	SOIL	N	PETN	0.25 U	0.1	0.25	0.5	MG/KG
	OT29-SO-JO9A1-17-1415	SOIL	N	RDX	0.05 U	0.02	0.05	0.25	MG/KG
	OT29-SO-JO9A1-17-1415	SOIL	N	Tetryl	0.05 U	0.02	0.05	0.25	MG/KG
	OT29-SO-JO9A1-19-0001	SOIL	N	1,3,5-Trinitrobenzene	0.05 U	0.02	0.05	0.25	MG/KG
	OT29-SO-JO9A1-19-0001	SOIL	N	1,3-Dinitrobenzene	0.05 U	0.02	0.05	0.25	MG/KG
	OT29-SO-JO9A1-19-0001	SOIL	N	2,4,6-Trinitrotoluene	0.05 U	0.019	0.05	0.25	MG/KG
	OT29-SO-JO9A1-19-0001	SOIL	N	2,4-Dinitrotoluene	0.057 U	0.02	0.05	0.25	MG/KG
	OT29-SO-JO9A1-19-0001	SOIL	N	2-Amino-4,6-dinitrotoluene	0.05 U	0.012	0.05	0.25	MG/KG
	OT29-SO-JO9A1-19-0001	SOIL	N	2-Nitrotoluene	0.05 U	0.013	0.05	0.25	MG/KG
	OT29-SO-JO9A1-19-0001	SOIL	N	3-Nitrotoluene	0.05 U	0.015	0.05	0.25	MG/KG
	OT29-SO-JO9A1-19-0001	SOIL	N	4-Amino-2,6-dinitrotoluene	0.05 U	0.02	0.05	0.25	MG/KG
	OT29-SO-JO9A1-19-0001	SOIL	N	4-Nitrotoluene	0.05 U	0.018	0.05	0.25	MG/KG
	OT29-SO-JO9A1-19-0001	SOIL	N	HMX	0.14 J	0.02	0.05	0.25	MG/KG
	OT29-SO-JO9A1-19-0001	SOIL	N	Nitrobenzene	0.05 U	0.018	0.05	0.25	MG/KG
	OT29-SO-JO9A1-19-0001	SOIL	N	Nitroglycerin	1.3	0.1	0.25	0.5	MG/KG
	OT29-SO-JO9A1-19-0001	SOIL	N	PETN	0.25 U	0.1	0.25	0.5	MG/KG

Table 3. Summary of Analytical Results for Discrete Soil Samples for the Open Detonation Unit, Kirtland Air Force Base, December 2015

Method	Sample ID	Matrix	QA/QC Type	Analyte	Result*	DL	LOD	LOQ	Units
SW8330B									
	OT29-SO-JO9A1-19-0001	SOIL	N	RDX	0.052 J	0.02	0.05	0.25	MG/KG
	OT29-SO-JO9A1-19-0001	SOIL	N	Tetryl	0.05 U	0.02	0.05	0.25	MG/KG
	OT29-SO-JO9A1-19-0405	SOIL	N	1,3,5-Trinitrobenzene	0.05 U	0.02	0.05	0.25	MG/KG
	OT29-SO-JO9A1-19-0405	SOIL	N	1,3-Dinitrobenzene	0.05 U	0.02	0.05	0.25	MG/KG
	OT29-SO-JO9A1-19-0405	SOIL	N	2,4,6-Trinitrotoluene	0.05 U	0.019	0.05	0.25	MG/KG
	OT29-SO-JO9A1-19-0405	SOIL	N	2,4-Dinitrotoluene	0.05 U	0.02	0.05	0.25	MG/KG
	OT29-SO-JO9A1-19-0405	SOIL	N	2-Amino-4,6-dinitrotoluene	0.05 U	0.013	0.05	0.25	MG/KG
	OT29-SO-JO9A1-19-0405	SOIL	N	2-Nitrotoluene	0.05 U	0.013	0.05	0.25	MG/KG
	OT29-SO-JO9A1-19-0405	SOIL	N	3-Nitrotoluene	0.05 U	0.016	0.05	0.25	MG/KG
	OT29-SO-JO9A1-19-0405	SOIL	N	4-Amino-2,6-dinitrotoluene	0.05 U	0.02	0.05	0.25	MG/KG
	OT29-SO-JO9A1-19-0405	SOIL	N	4-Nitrotoluene	0.05 U	0.018	0.05	0.25	MG/KG
	OT29-SO-JO9A1-19-0405	SOIL	N	HMX	0.05 U	0.02	0.05	0.25	MG/KG
	OT29-SO-JO9A1-19-0405	SOIL	N	Nitrobenzene	0.05 U	0.018	0.05	0.25	MG/KG
	OT29-SO-JO9A1-19-0405	SOIL	N	Nitroglycerin	0.25 U	0.1	0.25	0.5	MG/KG
	OT29-SO-JO9A1-19-0405	SOIL	N	PETN	0.25 U	0.1	0.25	0.5	MG/KG
	OT29-SO-JO9A1-19-0405	SOIL	N	RDX	0.05 U	0.02	0.05	0.25	MG/KG
	OT29-SO-JO9A1-19-0405	SOIL	N	Tetryl	0.05 U	0.02	0.05	0.25	MG/KG
	OT29-SO-JO9A1-19-0910	SOIL	N	1,3,5-Trinitrobenzene	0.05 U	0.02	0.05	0.25	MG/KG
	OT29-SO-JO9A1-19-0910	SOIL	N	1,3-Dinitrobenzene	0.05 U	0.02	0.05	0.25	MG/KG
	OT29-SO-JO9A1-19-0910	SOIL	N	2,4,6-Trinitrotoluene	0.05 U	0.019	0.05	0.25	MG/KG
	OT29-SO-JO9A1-19-0910	SOIL	N	2,4-Dinitrotoluene	0.05 U	0.02	0.05	0.25	MG/KG
	OT29-SO-JO9A1-19-0910	SOIL	N	2-Amino-4,6-dinitrotoluene	0.05 U	0.013	0.05	0.25	MG/KG
	OT29-SO-JO9A1-19-0910	SOIL	N	2-Nitrotoluene	0.05 U	0.013	0.05	0.25	MG/KG

Table 3. Summary of Analytical Results for Discrete Soil Samples for the Open Detonation Unit, Kirtland Air Force Base, December 2015

Method	Sample ID	Matrix	QA/QC Type	Analyte	Result*	DL	LOD	LOQ	Units
SW8330B									
	OT29-SO-JO9A1-19-0910	SOIL	N	3-Nitrotoluene	0.05 U	0.016	0.05	0.25	MG/KG
	OT29-SO-JO9A1-19-0910	SOIL	N	4-Amino-2,6-dinitrotoluene	0.05 U	0.02	0.05	0.25	MG/KG
	OT29-SO-JO9A1-19-0910	SOIL	N	4-Nitrotoluene	0.05 U	0.018	0.05	0.25	MG/KG
	OT29-SO-JO9A1-19-0910	SOIL	N	HMX	0.05 U	0.02	0.05	0.25	MG/KG
	OT29-SO-JO9A1-19-0910	SOIL	N	Nitrobenzene	0.05 U	0.018	0.05	0.25	MG/KG
	OT29-SO-JO9A1-19-0910	SOIL	N	Nitroglycerin	0.25 U	0.1	0.25	0.5	MG/KG
	OT29-SO-JO9A1-19-0910	SOIL	N	PETN	0.25 U	0.1	0.25	0.5	MG/KG
	OT29-SO-JO9A1-19-0910	SOIL	N	RDX	0.05 U	0.02	0.05	0.25	MG/KG
	OT29-SO-JO9A1-19-0910	SOIL	N	Tetryl	0.05 U	0.02	0.05	0.25	MG/KG
	OT29-SO-JO9A1-19-1415	SOIL	N	1,3,5-Trinitrobenzene	0.05 U	0.02	0.05	0.25	MG/KG
	OT29-SO-JO9A1-19-1415	SOIL	N	1,3-Dinitrobenzene	0.05 U	0.02	0.05	0.25	MG/KG
	OT29-SO-JO9A1-19-1415	SOIL	N	2,4,6-Trinitrotoluene	0.05 U	0.019	0.05	0.25	MG/KG
	OT29-SO-JO9A1-19-1415	SOIL	N	2,4-Dinitrotoluene	0.05 U	0.02	0.05	0.25	MG/KG
	OT29-SO-JO9A1-19-1415	SOIL	N	2-Amino-4,6-dinitrotoluene	0.05 U	0.012	0.05	0.25	MG/KG
	OT29-SO-JO9A1-19-1415	SOIL	N	2-Nitrotoluene	0.05 U	0.013	0.05	0.25	MG/KG
	OT29-SO-JO9A1-19-1415	SOIL	N	3-Nitrotoluene	0.05 U	0.015	0.05	0.25	MG/KG
	OT29-SO-JO9A1-19-1415	SOIL	N	4-Amino-2,6-dinitrotoluene	0.05 U	0.02	0.05	0.25	MG/KG
	OT29-SO-JO9A1-19-1415	SOIL	N	4-Nitrotoluene	0.05 U	0.018	0.05	0.25	MG/KG
	OT29-SO-JO9A1-19-1415	SOIL	N	HMX	0.05 U	0.02	0.05	0.25	MG/KG
	OT29-SO-JO9A1-19-1415	SOIL	N	Nitrobenzene	0.05 U	0.018	0.05	0.25	MG/KG
	OT29-SO-JO9A1-19-1415	SOIL	N	Nitroglycerin	0.25 U	0.1	0.25	0.5	MG/KG
	OT29-SO-JO9A1-19-1415	SOIL	N	PETN	0.25 U	0.1	0.25	0.5	MG/KG
	OT29-SO-JO9A1-19-1415	SOIL	N	RDX	0.05 U	0.02	0.05	0.25	MG/KG

Table 3. Summary of Analytical Results for Discrete Soil Samples for the Open Detonation Unit, Kirtland Air Force Base, December 2015

Method	Sample ID	Matrix	QA/QC Type	Analyte	Result*	DL	LOD	LOQ	Units
SW8330B									
	OT29-SO-JO9A1-19-1415	SOIL	N	Tetryl	0.05 U	0.02	0.05	0.25	MG/KG
	OT29-SO-JO9A1-21-0001	SOIL	N	1,3,5-Trinitrobenzene	0.05 U	0.02	0.05	0.25	MG/KG
	OT29-SO-JO9A1-21-0001	SOIL	N	1,3-Dinitrobenzene	0.05 U	0.02	0.05	0.25	MG/KG
	OT29-SO-JO9A1-21-0001	SOIL	N	2,4,6-Trinitrotoluene	0.05 U	0.019	0.05	0.25	MG/KG
	OT29-SO-JO9A1-21-0001	SOIL	N	2,4-Dinitrotoluene	0.05 U	0.02	0.05	0.25	MG/KG
	OT29-SO-JO9A1-21-0001	SOIL	N	2-Amino-4,6-dinitrotoluene	0.05 U	0.012	0.05	0.25	MG/KG
	OT29-SO-JO9A1-21-0001	SOIL	N	2-Nitrotoluene	0.05 U	0.013	0.05	0.25	MG/KG
	OT29-SO-JO9A1-21-0001	SOIL	N	3-Nitrotoluene	0.05 U	0.015	0.05	0.25	MG/KG
	OT29-SO-JO9A1-21-0001	SOIL	N	4-Amino-2,6-dinitrotoluene	0.05 U	0.02	0.05	0.25	MG/KG
	OT29-SO-JO9A1-21-0001	SOIL	N	4-Nitrotoluene	0.05 U	0.018	0.05	0.25	MG/KG
	OT29-SO-JO9A1-21-0001	SOIL	N	HMX	0.21 J	0.02	0.05	0.25	MG/KG
	OT29-SO-JO9A1-21-0001	SOIL	N	Nitrobenzene	0.05 U	0.018	0.05	0.25	MG/KG
	OT29-SO-JO9A1-21-0001	SOIL	N	Nitroglycerin	0.25 U	0.1	0.25	0.5	MG/KG
	OT29-SO-JO9A1-21-0001	SOIL	N	PETN	0.25 UJ	0.1	0.25	0.5	MG/KG
	OT29-SO-JO9A1-21-0001	SOIL	N	RDX	0.1 J	0.02	0.05	0.25	MG/KG
	OT29-SO-JO9A1-21-0001	SOIL	N	Tetryl	0.05 U	0.02	0.05	0.25	MG/KG
	OT29-SO-JO9A1-21-0405	SOIL	N	1,3,5-Trinitrobenzene	0.05 U	0.02	0.05	0.25	MG/KG
	OT29-SO-JO9A1-21-0405	SOIL	N	1,3-Dinitrobenzene	0.05 U	0.02	0.05	0.25	MG/KG
	OT29-SO-JO9A1-21-0405	SOIL	N	2,4,6-Trinitrotoluene	0.05 U	0.019	0.05	0.25	MG/KG
	OT29-SO-JO9A1-21-0405	SOIL	N	2,4-Dinitrotoluene	0.05 U	0.02	0.05	0.25	MG/KG
	OT29-SO-JO9A1-21-0405	SOIL	N	2-Amino-4,6-dinitrotoluene	0.05 U	0.013	0.05	0.25	MG/KG
	OT29-SO-JO9A1-21-0405	SOIL	N	2-Nitrotoluene	0.05 U	0.013	0.05	0.25	MG/KG
	OT29-SO-JO9A1-21-0405	SOIL	N	3-Nitrotoluene	0.05 U	0.016	0.05	0.25	MG/KG

Table 3. Summary of Analytical Results for Discrete Soil Samples for the Open Detonation Unit, Kirtland Air Force Base, December 2015

Method	Sample ID	Matrix	QA/QC Type	Analyte	Result*	DL	LOD	LOQ	Units
SW8330B									
	OT29-SO-JO9A1-21-0405	SOIL	N	4-Amino-2,6-dinitrotoluene	0.05 U	0.02	0.05	0.25	MG/KG
	OT29-SO-JO9A1-21-0405	SOIL	N	4-Nitrotoluene	0.05 U	0.018	0.05	0.25	MG/KG
	OT29-SO-JO9A1-21-0405	SOIL	N	HMX	0.05 U	0.02	0.05	0.25	MG/KG
	OT29-SO-JO9A1-21-0405	SOIL	N	Nitrobenzene	0.05 U	0.018	0.05	0.25	MG/KG
	OT29-SO-JO9A1-21-0405	SOIL	N	Nitroglycerin	0.25 U	0.1	0.25	0.5	MG/KG
	OT29-SO-JO9A1-21-0405	SOIL	N	PETN	0.25 U	0.1	0.25	0.5	MG/KG
	OT29-SO-JO9A1-21-0405	SOIL	N	RDX	0.05 U	0.02	0.05	0.25	MG/KG
	OT29-SO-JO9A1-21-0405	SOIL	N	Tetryl	0.05 U	0.02	0.05	0.25	MG/KG
	OT29-SO-JO9A1-21-0910	SOIL	N	1,3,5-Trinitrobenzene	0.05 U	0.02	0.05	0.25	MG/KG
	OT29-SO-JO9A1-21-0910	SOIL	N	1,3-Dinitrobenzene	0.05 U	0.02	0.05	0.25	MG/KG
	OT29-SO-JO9A1-21-0910	SOIL	N	2,4,6-Trinitrotoluene	0.05 U	0.019	0.05	0.25	MG/KG
	OT29-SO-JO9A1-21-0910	SOIL	N	2,4-Dinitrotoluene	0.05 U	0.02	0.05	0.25	MG/KG
	OT29-SO-JO9A1-21-0910	SOIL	N	2-Amino-4,6-dinitrotoluene	0.05 U	0.013	0.05	0.25	MG/KG
	OT29-SO-JO9A1-21-0910	SOIL	N	2-Nitrotoluene	0.05 U	0.013	0.05	0.25	MG/KG
	OT29-SO-JO9A1-21-0910	SOIL	N	3-Nitrotoluene	0.05 U	0.016	0.05	0.25	MG/KG
	OT29-SO-JO9A1-21-0910	SOIL	N	4-Amino-2,6-dinitrotoluene	0.05 U	0.02	0.05	0.25	MG/KG
	OT29-SO-JO9A1-21-0910	SOIL	N	4-Nitrotoluene	0.05 U	0.018	0.05	0.25	MG/KG
	OT29-SO-JO9A1-21-0910	SOIL	N	HMX	0.05 U	0.02	0.05	0.25	MG/KG
	OT29-SO-JO9A1-21-0910	SOIL	N	Nitrobenzene	0.05 U	0.018	0.05	0.25	MG/KG
	OT29-SO-JO9A1-21-0910	SOIL	N	Nitroglycerin	0.25 U	0.1	0.25	0.5	MG/KG
	OT29-SO-JO9A1-21-0910	SOIL	N	PETN	0.25 U	0.1	0.25	0.5	MG/KG
	OT29-SO-JO9A1-21-0910	SOIL	N	RDX	0.05 U	0.02	0.05	0.25	MG/KG
	OT29-SO-JO9A1-21-0910	SOIL	N	Tetryl	0.05 U	0.02	0.05	0.25	MG/KG

Table 3. Summary of Analytical Results for Discrete Soil Samples for the Open Detonation Unit, Kirtland Air Force Base, December 2015

Method	Sample ID	Matrix	QA/QC Type	Analyte	Result*	DL	LOD	LOQ	Units
SW8330B									
	OT29-SO-JO9A1-21-1415	SOIL	N	1,3,5-Trinitrobenzene	0.05 U	0.02	0.05	0.25	MG/KG
	OT29-SO-JO9A1-21-1415	SOIL	N	1,3-Dinitrobenzene	0.05 U	0.02	0.05	0.25	MG/KG
	OT29-SO-JO9A1-21-1415	SOIL	N	2,4,6-Trinitrotoluene	0.05 U	0.019	0.05	0.25	MG/KG
	OT29-SO-JO9A1-21-1415	SOIL	N	2,4-Dinitrotoluene	0.05 U	0.02	0.05	0.25	MG/KG
	OT29-SO-JO9A1-21-1415	SOIL	N	2-Amino-4,6-dinitrotoluene	0.05 U	0.013	0.05	0.25	MG/KG
	OT29-SO-JO9A1-21-1415	SOIL	N	2-Nitrotoluene	0.05 U	0.013	0.05	0.25	MG/KG
	OT29-SO-JO9A1-21-1415	SOIL	N	3-Nitrotoluene	0.05 U	0.016	0.05	0.25	MG/KG
	OT29-SO-JO9A1-21-1415	SOIL	N	4-Amino-2,6-dinitrotoluene	0.05 U	0.02	0.05	0.25	MG/KG
	OT29-SO-JO9A1-21-1415	SOIL	N	4-Nitrotoluene	0.05 U	0.018	0.05	0.25	MG/KG
	OT29-SO-JO9A1-21-1415	SOIL	N	HMX	0.05 U	0.02	0.05	0.25	MG/KG
	OT29-SO-JO9A1-21-1415	SOIL	N	Nitrobenzene	0.05 U	0.018	0.05	0.25	MG/KG
	OT29-SO-JO9A1-21-1415	SOIL	N	Nitroglycerin	0.25 U	0.1	0.25	0.5	MG/KG
	OT29-SO-JO9A1-21-1415	SOIL	N	PETN	0.25 U	0.1	0.25	0.5	MG/KG
	OT29-SO-JO9A1-21-1415	SOIL	N	RDX	0.05 U	0.02	0.05	0.25	MG/KG
	OT29-SO-JO9A1-21-1415	SOIL	N	Tetryl	0.05 U	0.02	0.05	0.25	MG/KG
	OT29-SO-JO9B1-01-0001	SOIL	N	1,3,5-Trinitrobenzene	0.05 U	0.02	0.05	0.25	MG/KG
	OT29-SO-JO9B1-01-0001	SOIL	N	1,3-Dinitrobenzene	0.05 U	0.02	0.05	0.25	MG/KG
	OT29-SO-JO9B1-01-0001	SOIL	N	2,4,6-Trinitrotoluene	0.05 U	0.019	0.05	0.25	MG/KG
	OT29-SO-JO9B1-01-0001	SOIL	N	2,4-Dinitrotoluene	0.05 U	0.02	0.05	0.25	MG/KG
	OT29-SO-JO9B1-01-0001	SOIL	N	2-Amino-4,6-dinitrotoluene	0.05 U	0.012	0.05	0.25	MG/KG
	OT29-SO-JO9B1-01-0001	SOIL	N	2-Nitrotoluene	0.05 U	0.013	0.05	0.25	MG/KG
	OT29-SO-JO9B1-01-0001	SOIL	N	3-Nitrotoluene	0.05 U	0.015	0.05	0.25	MG/KG
	OT29-SO-JO9B1-01-0001	SOIL	N	4-Amino-2,6-dinitrotoluene	0.05 U	0.02	0.05	0.25	MG/KG

Table 3. Summary of Analytical Results for Discrete Soil Samples for the Open Detonation Unit, Kirtland Air Force Base, December 2015

Method	Sample ID	Matrix	QA/QC Type	Analyte	Result*	DL	LOD	LOQ	Units
SW8330B									
	OT29-SO-JO9B1-01-0001	SOIL	N	4-Nitrotoluene	0.05 U	0.018	0.05	0.25	MG/KG
	OT29-SO-JO9B1-01-0001	SOIL	N	HMX	0.21 J	0.02	0.05	0.25	MG/KG
	OT29-SO-JO9B1-01-0001	SOIL	N	Nitrobenzene	0.05 U	0.018	0.05	0.25	MG/KG
	OT29-SO-JO9B1-01-0001	SOIL	N	Nitroglycerin	0.25 U	0.1	0.25	0.5	MG/KG
	OT29-SO-JO9B1-01-0001	SOIL	N	PETN	0.25 U	0.1	0.25	0.5	MG/KG
	OT29-SO-JO9B1-01-0001	SOIL	N	RDX	0.15 J	0.02	0.05	0.25	MG/KG
	OT29-SO-JO9B1-01-0001	SOIL	N	Tetryl	0.05 U	0.02	0.05	0.25	MG/KG
	OT29-SO-JO9B1-01-0405	SOIL	N	1,3,5-Trinitrobenzene	0.05 U	0.02	0.05	0.25	MG/KG
	OT29-SO-JO9B1-01-0405	SOIL	N	1,3-Dinitrobenzene	0.05 U	0.02	0.05	0.25	MG/KG
	OT29-SO-JO9B1-01-0405	SOIL	N	2,4,6-Trinitrotoluene	0.05 U	0.019	0.05	0.25	MG/KG
	OT29-SO-JO9B1-01-0405	SOIL	N	2,4-Dinitrotoluene	0.05 U	0.02	0.05	0.25	MG/KG
	OT29-SO-JO9B1-01-0405	SOIL	N	2-Amino-4,6-dinitrotoluene	0.05 U	0.012	0.05	0.25	MG/KG
	OT29-SO-JO9B1-01-0405	SOIL	N	2-Nitrotoluene	0.05 U	0.013	0.05	0.25	MG/KG
	OT29-SO-JO9B1-01-0405	SOIL	N	3-Nitrotoluene	0.05 U	0.015	0.05	0.25	MG/KG
	OT29-SO-JO9B1-01-0405	SOIL	N	4-Amino-2,6-dinitrotoluene	0.05 U	0.02	0.05	0.25	MG/KG
	OT29-SO-JO9B1-01-0405	SOIL	N	4-Nitrotoluene	0.05 U	0.018	0.05	0.25	MG/KG
	OT29-SO-JO9B1-01-0405	SOIL	N	HMX	8.6	0.1	0.25	1.2	MG/KG
	OT29-SO-JO9B1-01-0405	SOIL	N	Nitrobenzene	0.05 U	0.018	0.05	0.25	MG/KG
	OT29-SO-JO9B1-01-0405	SOIL	N	Nitroglycerin	2.3	0.1	0.25	0.5	MG/KG
	OT29-SO-JO9B1-01-0405	SOIL	N	PETN	0.25 U	0.1	0.25	0.5	MG/KG
	OT29-SO-JO9B1-01-0405	SOIL	N	RDX	0.17 J	0.02	0.05	0.25	MG/KG
	OT29-SO-JO9B1-01-0405	SOIL	N	Tetryl	0.05 U	0.02	0.05	0.25	MG/KG
	OT29-SO-JO9B1-01-0910	SOIL	N	1,3,5-Trinitrobenzene	0.05 U	0.02	0.05	0.25	MG/KG

Table 3. Summary of Analytical Results for Discrete Soil Samples for the Open Detonation Unit, Kirtland Air Force Base, December 2015

Method	Sample ID	Matrix	QA/QC Type	Analyte	Result*	DL	LOD	LOQ	Units
SW8330B									
	OT29-SO-JO9B1-01-0910	SOIL	N	1,3-Dinitrobenzene	0.05 U	0.02	0.05	0.25	MG/KG
	OT29-SO-JO9B1-01-0910	SOIL	N	2,4,6-Trinitrotoluene	0.05 U	0.019	0.05	0.25	MG/KG
	OT29-SO-JO9B1-01-0910	SOIL	N	2,4-Dinitrotoluene	0.05 U	0.02	0.05	0.25	MG/KG
	OT29-SO-JO9B1-01-0910	SOIL	N	2-Amino-4,6-dinitrotoluene	0.05 U	0.012	0.05	0.25	MG/KG
	OT29-SO-JO9B1-01-0910	SOIL	N	2-Nitrotoluene	0.05 U	0.013	0.05	0.25	MG/KG
	OT29-SO-JO9B1-01-0910	SOIL	N	3-Nitrotoluene	0.05 U	0.015	0.05	0.25	MG/KG
	OT29-SO-JO9B1-01-0910	SOIL	N	4-Amino-2,6-dinitrotoluene	0.05 U	0.02	0.05	0.25	MG/KG
	OT29-SO-JO9B1-01-0910	SOIL	N	4-Nitrotoluene	0.05 U	0.018	0.05	0.25	MG/KG
	OT29-SO-JO9B1-01-0910	SOIL	N	HMX	0.05 U	0.02	0.05	0.25	MG/KG
	OT29-SO-JO9B1-01-0910	SOIL	N	Nitrobenzene	0.05 U	0.018	0.05	0.25	MG/KG
	OT29-SO-JO9B1-01-0910	SOIL	N	Nitroglycerin	0.25 U	0.1	0.25	0.5	MG/KG
	OT29-SO-JO9B1-01-0910	SOIL	N	PETN	0.25 U	0.1	0.25	0.5	MG/KG
	OT29-SO-JO9B1-01-0910	SOIL	N	RDX	0.05 U	0.02	0.05	0.25	MG/KG
	OT29-SO-JO9B1-01-0910	SOIL	N	Tetryl	0.05 U	0.02	0.05	0.25	MG/KG
	OT29-SO-JO9B1-01-1415	SOIL	N	1,3,5-Trinitrobenzene	0.05 U	0.02	0.05	0.25	MG/KG
	OT29-SO-JO9B1-01-1415	SOIL	N	1,3-Dinitrobenzene	0.05 U	0.02	0.05	0.25	MG/KG
	OT29-SO-JO9B1-01-1415	SOIL	N	2,4,6-Trinitrotoluene	0.05 U	0.019	0.05	0.25	MG/KG
	OT29-SO-JO9B1-01-1415	SOIL	N	2,4-Dinitrotoluene	0.05 U	0.02	0.05	0.25	MG/KG
	OT29-SO-JO9B1-01-1415	SOIL	N	2-Amino-4,6-dinitrotoluene	0.05 U	0.012	0.05	0.25	MG/KG
	OT29-SO-JO9B1-01-1415	SOIL	N	2-Nitrotoluene	0.05 U	0.013	0.05	0.25	MG/KG
	OT29-SO-JO9B1-01-1415	SOIL	N	3-Nitrotoluene	0.05 U	0.015	0.05	0.25	MG/KG
	OT29-SO-JO9B1-01-1415	SOIL	N	4-Amino-2,6-dinitrotoluene	0.05 U	0.02	0.05	0.25	MG/KG
	OT29-SO-JO9B1-01-1415	SOIL	N	4-Nitrotoluene	0.05 U	0.018	0.05	0.25	MG/KG

Table 3. Summary of Analytical Results for Discrete Soil Samples for the Open Detonation Unit, Kirtland Air Force Base, December 2015

Method	Sample ID	Matrix	QA/QC Type	Analyte	Result*	DL	LOD	LOQ	Units
SW8330B									
	OT29-SO-JO9B1-01-1415	SOIL	N	HMX	0.05 U	0.02	0.05	0.25	MG/KG
	OT29-SO-JO9B1-01-1415	SOIL	N	Nitrobenzene	0.05 U	0.018	0.05	0.25	MG/KG
	OT29-SO-JO9B1-01-1415	SOIL	N	Nitroglycerin	0.25 U	0.1	0.25	0.5	MG/KG
	OT29-SO-JO9B1-01-1415	SOIL	N	PETN	0.25 U	0.1	0.25	0.5	MG/KG
	OT29-SO-JO9B1-01-1415	SOIL	N	RDX	0.05 U	0.02	0.05	0.25	MG/KG
	OT29-SO-JO9B1-01-1415	SOIL	N	Tetryl	0.05 U	0.02	0.05	0.25	MG/KG
	OT29-SO-JO9B1-02-0001	SOIL	N	1,3,5-Trinitrobenzene	0.05 U	0.02	0.05	0.25	MG/KG
	OT29-SO-JO9B1-02-0001	SOIL	N	1,3-Dinitrobenzene	0.05 U	0.02	0.05	0.25	MG/KG
	OT29-SO-JO9B1-02-0001	SOIL	N	2,4,6-Trinitrotoluene	0.05 U	0.019	0.05	0.25	MG/KG
	OT29-SO-JO9B1-02-0001	SOIL	N	2,4-Dinitrotoluene	0.05 U	0.02	0.05	0.25	MG/KG
	OT29-SO-JO9B1-02-0001	SOIL	N	2-Amino-4,6-dinitrotoluene	0.05 U	0.012	0.05	0.25	MG/KG
	OT29-SO-JO9B1-02-0001	SOIL	N	2-Nitrotoluene	0.05 U	0.013	0.05	0.25	MG/KG
	OT29-SO-JO9B1-02-0001	SOIL	N	3-Nitrotoluene	0.05 U	0.015	0.05	0.25	MG/KG
	OT29-SO-JO9B1-02-0001	SOIL	N	4-Amino-2,6-dinitrotoluene	0.05 U	0.02	0.05	0.25	MG/KG
	OT29-SO-JO9B1-02-0001	SOIL	N	4-Nitrotoluene	0.05 U	0.018	0.05	0.25	MG/KG
	OT29-SO-JO9B1-02-0001	SOIL	N	HMX	0.49	0.02	0.05	0.25	MG/KG
	OT29-SO-JO9B1-02-0001	SOIL	N	Nitrobenzene	0.05 U	0.018	0.05	0.25	MG/KG
	OT29-SO-JO9B1-02-0001	SOIL	N	Nitroglycerin	0.25 U	0.1	0.25	0.5	MG/KG
	OT29-SO-JO9B1-02-0001	SOIL	N	PETN	0.25 U	0.1	0.25	0.5	MG/KG
	OT29-SO-JO9B1-02-0001	SOIL	N	RDX	1.3	0.02	0.05	0.25	MG/KG
	OT29-SO-JO9B1-02-0001	SOIL	N	Tetryl	0.05 U	0.02	0.05	0.25	MG/KG
	OT29-SO-JO9B1-02-0405	SOIL	N	1,3,5-Trinitrobenzene	0.05 U	0.02	0.05	0.25	MG/KG
	OT29-SO-JO9B1-02-0405	SOIL	N	1,3-Dinitrobenzene	0.05 U	0.02	0.05	0.25	MG/KG

Table 3. Summary of Analytical Results for Discrete Soil Samples for the Open Detonation Unit, Kirtland Air Force Base, December 2015

Method	Sample ID	Matrix	QA/QC Type	Analyte	Result*	DL	LOD	LOQ	Units
SW8330B									
	OT29-SO-JO9B1-02-0405	SOIL	N	2,4,6-Trinitrotoluene	0.05 U	0.019	0.05	0.25	MG/KG
	OT29-SO-JO9B1-02-0405	SOIL	N	2,4-Dinitrotoluene	0.028 U	0.02	0.05	0.25	MG/KG
	OT29-SO-JO9B1-02-0405	SOIL	N	2-Amino-4,6-dinitrotoluene	0.05 U	0.013	0.05	0.25	MG/KG
	OT29-SO-JO9B1-02-0405	SOIL	N	2-Nitrotoluene	0.05 U	0.013	0.05	0.25	MG/KG
	OT29-SO-JO9B1-02-0405	SOIL	N	3-Nitrotoluene	0.05 U	0.016	0.05	0.25	MG/KG
	OT29-SO-JO9B1-02-0405	SOIL	N	4-Amino-2,6-dinitrotoluene	0.05 U	0.02	0.05	0.25	MG/KG
	OT29-SO-JO9B1-02-0405	SOIL	N	4-Nitrotoluene	0.05 U	0.018	0.05	0.25	MG/KG
	OT29-SO-JO9B1-02-0405	SOIL	N	HMX	0.075 J	0.02	0.05	0.25	MG/KG
	OT29-SO-JO9B1-02-0405	SOIL	N	Nitrobenzene	0.05 U	0.018	0.05	0.25	MG/KG
	OT29-SO-JO9B1-02-0405	SOIL	N	Nitroglycerin	0.25 U	0.1	0.25	0.5	MG/KG
	OT29-SO-JO9B1-02-0405	SOIL	N	PETN	0.25 U	0.1	0.25	0.5	MG/KG
	OT29-SO-JO9B1-02-0405	SOIL	N	RDX	0.19 J	0.02	0.05	0.25	MG/KG
	OT29-SO-JO9B1-02-0405	SOIL	N	Tetryl	0.05 U	0.02	0.05	0.25	MG/KG
	OT29-SO-JO9B1-02-0910	SOIL	N	1,3,5-Trinitrobenzene	0.05 U	0.02	0.05	0.25	MG/KG
	OT29-SO-JO9B1-02-0910	SOIL	N	1,3-Dinitrobenzene	0.05 U	0.02	0.05	0.25	MG/KG
	OT29-SO-JO9B1-02-0910	SOIL	N	2,4,6-Trinitrotoluene	0.05 U	0.019	0.05	0.25	MG/KG
	OT29-SO-JO9B1-02-0910	SOIL	N	2,4-Dinitrotoluene	0.05 U	0.02	0.05	0.25	MG/KG
	OT29-SO-JO9B1-02-0910	SOIL	N	2-Amino-4,6-dinitrotoluene	0.05 U	0.012	0.05	0.25	MG/KG
	OT29-SO-JO9B1-02-0910	SOIL	N	2-Nitrotoluene	0.05 U	0.013	0.05	0.25	MG/KG
	OT29-SO-JO9B1-02-0910	SOIL	N	3-Nitrotoluene	0.05 U	0.015	0.05	0.25	MG/KG
	OT29-SO-JO9B1-02-0910	SOIL	N	4-Amino-2,6-dinitrotoluene	0.05 U	0.02	0.05	0.25	MG/KG
	OT29-SO-JO9B1-02-0910	SOIL	N	4-Nitrotoluene	0.05 U	0.018	0.05	0.25	MG/KG
	OT29-SO-JO9B1-02-0910	SOIL	N	HMX	0.05 U	0.02	0.05	0.25	MG/KG

Table 3. Summary of Analytical Results for Discrete Soil Samples for the Open Detonation Unit, Kirtland Air Force Base, December 2015

Method	Sample ID	Matrix	QA/QC Type	Analyte	Result*	DL	LOD	LOQ	Units
SW8330B									
	OT29-SO-JO9B1-02-0910	SOIL	N	Nitrobenzene	0.05 U	0.017	0.05	0.25	MG/KG
	OT29-SO-JO9B1-02-0910	SOIL	N	Nitroglycerin	0.25 U	0.099	0.25	0.5	MG/KG
	OT29-SO-JO9B1-02-0910	SOIL	N	PETN	0.25 U	0.099	0.25	0.5	MG/KG
	OT29-SO-JO9B1-02-0910	SOIL	N	RDX	0.05 U	0.02	0.05	0.25	MG/KG
	OT29-SO-JO9B1-02-0910	SOIL	N	Tetryl	0.05 U	0.02	0.05	0.25	MG/KG
	OT29-SO-JO9B1-02-1415	SOIL	N	1,3,5-Trinitrobenzene	0.05 U	0.02	0.05	0.25	MG/KG
	OT29-SO-JO9B1-02-1415	SOIL	N	1,3-Dinitrobenzene	0.05 U	0.02	0.05	0.25	MG/KG
	OT29-SO-JO9B1-02-1415	SOIL	N	2,4,6-Trinitrotoluene	0.05 U	0.019	0.05	0.25	MG/KG
	OT29-SO-JO9B1-02-1415	SOIL	N	2,4-Dinitrotoluene	0.05 U	0.02	0.05	0.25	MG/KG
	OT29-SO-JO9B1-02-1415	SOIL	N	2-Amino-4,6-dinitrotoluene	0.05 U	0.012	0.05	0.25	MG/KG
	OT29-SO-JO9B1-02-1415	SOIL	N	2-Nitrotoluene	0.05 U	0.013	0.05	0.25	MG/KG
	OT29-SO-JO9B1-02-1415	SOIL	N	3-Nitrotoluene	0.05 U	0.015	0.05	0.25	MG/KG
	OT29-SO-JO9B1-02-1415	SOIL	N	4-Amino-2,6-dinitrotoluene	0.05 U	0.02	0.05	0.25	MG/KG
	OT29-SO-JO9B1-02-1415	SOIL	N	4-Nitrotoluene	0.05 U	0.018	0.05	0.25	MG/KG
	OT29-SO-JO9B1-02-1415	SOIL	N	HMX	0.05 U	0.02	0.05	0.25	MG/KG
	OT29-SO-JO9B1-02-1415	SOIL	N	Nitrobenzene	0.05 U	0.018	0.05	0.25	MG/KG
	OT29-SO-JO9B1-02-1415	SOIL	N	Nitroglycerin	0.25 U	0.1	0.25	0.5	MG/KG
	OT29-SO-JO9B1-02-1415	SOIL	N	PETN	0.25 U	0.1	0.25	0.5	MG/KG
	OT29-SO-JO9B1-02-1415	SOIL	N	RDX	0.05 U	0.02	0.05	0.25	MG/KG
	OT29-SO-JO9B1-02-1415	SOIL	N	Tetryl	0.05 U	0.02	0.05	0.25	MG/KG
	OT29-SO-JO9B1-05-0001	SOIL	N	1,3,5-Trinitrobenzene	0.05 U	0.02	0.05	0.25	MG/KG
	OT29-SO-JO9B1-05-0001	SOIL	N	1,3-Dinitrobenzene	0.05 U	0.02	0.05	0.25	MG/KG
	OT29-SO-JO9B1-05-0001	SOIL	N	2,4,6-Trinitrotoluene	0.05 U	0.019	0.05	0.25	MG/KG

Table 3. Summary of Analytical Results for Discrete Soil Samples for the Open Detonation Unit, Kirtland Air Force Base, December 2015

Method	Sample ID	Matrix	QA/QC Type	Analyte	Result*	DL	LOD	LOQ	Units
SW8330B									
	OT29-SO-JO9B1-05-0001	SOIL	N	2,4-Dinitrotoluene	0.05 U	0.02	0.05	0.25	MG/KG
	OT29-SO-JO9B1-05-0001	SOIL	N	2-Amino-4,6-dinitrotoluene	0.05 U	0.012	0.05	0.25	MG/KG
	OT29-SO-JO9B1-05-0001	SOIL	N	2-Nitrotoluene	0.05 U	0.013	0.05	0.25	MG/KG
	OT29-SO-JO9B1-05-0001	SOIL	N	3-Nitrotoluene	0.05 U	0.015	0.05	0.25	MG/KG
	OT29-SO-JO9B1-05-0001	SOIL	N	4-Amino-2,6-dinitrotoluene	0.05 U	0.02	0.05	0.25	MG/KG
	OT29-SO-JO9B1-05-0001	SOIL	N	4-Nitrotoluene	0.05 U	0.018	0.05	0.25	MG/KG
	OT29-SO-JO9B1-05-0001	SOIL	N	HMX	0.84	0.02	0.05	0.25	MG/KG
	OT29-SO-JO9B1-05-0001	SOIL	N	Nitrobenzene	0.05 U	0.017	0.05	0.25	MG/KG
	OT29-SO-JO9B1-05-0001	SOIL	N	Nitroglycerin	1.6	0.099	0.25	0.5	MG/KG
	OT29-SO-JO9B1-05-0001	SOIL	N	PETN	0.25 U	0.099	0.25	0.5	MG/KG
	OT29-SO-JO9B1-05-0001	SOIL	N	RDX	0.28	0.02	0.05	0.25	MG/KG
	OT29-SO-JO9B1-05-0001	SOIL	N	Tetryl	0.05 U	0.02	0.05	0.25	MG/KG
	OT29-SO-JO9B1-05-0405	SOIL	N	1,3,5-Trinitrobenzene	0.05 U	0.02	0.05	0.25	MG/KG
	OT29-SO-JO9B1-05-0405	SOIL	N	1,3-Dinitrobenzene	0.05 U	0.02	0.05	0.25	MG/KG
	OT29-SO-JO9B1-05-0405	SOIL	N	2,4,6-Trinitrotoluene	0.05 U	0.019	0.05	0.25	MG/KG
	OT29-SO-JO9B1-05-0405	SOIL	N	2,4-Dinitrotoluene	0.05 U	0.02	0.05	0.25	MG/KG
	OT29-SO-JO9B1-05-0405	SOIL	N	2-Amino-4,6-dinitrotoluene	0.05 U	0.012	0.05	0.25	MG/KG
	OT29-SO-JO9B1-05-0405	SOIL	N	2-Nitrotoluene	0.05 U	0.013	0.05	0.25	MG/KG
	OT29-SO-JO9B1-05-0405	SOIL	N	3-Nitrotoluene	0.05 U	0.015	0.05	0.25	MG/KG
	OT29-SO-JO9B1-05-0405	SOIL	N	4-Amino-2,6-dinitrotoluene	0.05 U	0.02	0.05	0.25	MG/KG
	OT29-SO-JO9B1-05-0405	SOIL	N	4-Nitrotoluene	0.05 U	0.018	0.05	0.25	MG/KG
	OT29-SO-JO9B1-05-0405	SOIL	N	HMX	0.17 J	0.02	0.05	0.25	MG/KG
	OT29-SO-JO9B1-05-0405	SOIL	N	Nitrobenzene	0.05 U	0.017	0.05	0.25	MG/KG

Table 3. Summary of Analytical Results for Discrete Soil Samples for the Open Detonation Unit, Kirtland Air Force Base, December 2015

Method	Sample ID	Matrix	QA/QC Type	Analyte	Result*	DL	LOD	LOQ	Units
SW8330B									
	OT29-SO-JO9B1-05-0405	SOIL	N	Nitroglycerin	0.25 U	0.099	0.25	0.5	MG/KG
	OT29-SO-JO9B1-05-0405	SOIL	N	PETN	0.25 U	0.099	0.25	0.5	MG/KG
	OT29-SO-JO9B1-05-0405	SOIL	N	RDX	0.24 J	0.02	0.05	0.25	MG/KG
	OT29-SO-JO9B1-05-0405	SOIL	N	Tetryl	0.05 U	0.02	0.05	0.25	MG/KG
	OT29-SO-JO9B1-05-0910	SOIL	N	1,3,5-Trinitrobenzene	0.05 U	0.02	0.05	0.25	MG/KG
	OT29-SO-JO9B1-05-0910	SOIL	N	1,3-Dinitrobenzene	0.05 U	0.02	0.05	0.25	MG/KG
	OT29-SO-JO9B1-05-0910	SOIL	N	2,4,6-Trinitrotoluene	0.05 U	0.019	0.05	0.25	MG/KG
	OT29-SO-JO9B1-05-0910	SOIL	N	2,4-Dinitrotoluene	0.05 U	0.02	0.05	0.25	MG/KG
	OT29-SO-JO9B1-05-0910	SOIL	N	2-Amino-4,6-dinitrotoluene	0.05 U	0.012	0.05	0.25	MG/KG
	OT29-SO-JO9B1-05-0910	SOIL	N	2-Nitrotoluene	0.05 U	0.013	0.05	0.25	MG/KG
	OT29-SO-JO9B1-05-0910	SOIL	N	3-Nitrotoluene	0.05 U	0.015	0.05	0.25	MG/KG
	OT29-SO-JO9B1-05-0910	SOIL	N	4-Amino-2,6-dinitrotoluene	0.05 U	0.02	0.05	0.25	MG/KG
	OT29-SO-JO9B1-05-0910	SOIL	N	4-Nitrotoluene	0.05 U	0.018	0.05	0.25	MG/KG
	OT29-SO-JO9B1-05-0910	SOIL	N	HMX	0.05 U	0.02	0.05	0.25	MG/KG
	OT29-SO-JO9B1-05-0910	SOIL	N	Nitrobenzene	0.05 U	0.017	0.05	0.25	MG/KG
	OT29-SO-JO9B1-05-0910	SOIL	N	Nitroglycerin	0.25 U	0.099	0.25	0.5	MG/KG
	OT29-SO-JO9B1-05-0910	SOIL	N	PETN	0.25 U	0.099	0.25	0.5	MG/KG
	OT29-SO-JO9B1-05-0910	SOIL	N	RDX	0.05 U	0.02	0.05	0.25	MG/KG
	OT29-SO-JO9B1-05-0910	SOIL	N	Tetryl	0.05 U	0.02	0.05	0.25	MG/KG
	OT29-SO-JO9B1-05-1415	SOIL	N	1,3,5-Trinitrobenzene	0.05 U	0.02	0.05	0.25	MG/KG
	OT29-SO-JO9B1-05-1415	SOIL	N	1,3-Dinitrobenzene	0.05 U	0.02	0.05	0.25	MG/KG
	OT29-SO-JO9B1-05-1415	SOIL	N	2,4,6-Trinitrotoluene	0.05 U	0.019	0.05	0.25	MG/KG
	OT29-SO-JO9B1-05-1415	SOIL	N	2,4-Dinitrotoluene	0.05 U	0.02	0.05	0.25	MG/KG

Table 3. Summary of Analytical Results for Discrete Soil Samples for the Open Detonation Unit, Kirtland Air Force Base, December 2015

Method	Sample ID	Matrix	QA/QC Type	Analyte	Result*	DL	LOD	LOQ	Units
SW8330B									
	OT29-SO-JO9B1-05-1415	SOIL	N	2-Amino-4,6-dinitrotoluene	0.05 U	0.012	0.05	0.25	MG/KG
	OT29-SO-JO9B1-05-1415	SOIL	N	2-Nitrotoluene	0.05 U	0.013	0.05	0.25	MG/KG
	OT29-SO-JO9B1-05-1415	SOIL	N	3-Nitrotoluene	0.05 U	0.015	0.05	0.25	MG/KG
	OT29-SO-JO9B1-05-1415	SOIL	N	4-Amino-2,6-dinitrotoluene	0.05 U	0.02	0.05	0.25	MG/KG
	OT29-SO-JO9B1-05-1415	SOIL	N	4-Nitrotoluene	0.05 U	0.018	0.05	0.25	MG/KG
	OT29-SO-JO9B1-05-1415	SOIL	N	HMX	0.05 U	0.02	0.05	0.25	MG/KG
	OT29-SO-JO9B1-05-1415	SOIL	N	Nitrobenzene	0.05 U	0.017	0.05	0.25	MG/KG
	OT29-SO-JO9B1-05-1415	SOIL	N	Nitroglycerin	0.25 U	0.099	0.25	0.5	MG/KG
	OT29-SO-JO9B1-05-1415	SOIL	N	PETN	0.25 U	0.099	0.25	0.5	MG/KG
	OT29-SO-JO9B1-05-1415	SOIL	N	RDX	0.05 U	0.02	0.05	0.25	MG/KG
	OT29-SO-JO9B1-05-1415	SOIL	N	Tetryl	0.05 U	0.02	0.05	0.25	MG/KG
	OT29-SO-JO9B1-07-0001	SOIL	N	1,3,5-Trinitrobenzene	0.05 U	0.02	0.05	0.25	MG/KG
	OT29-SO-JO9B1-07-0001	SOIL	N	1,3-Dinitrobenzene	0.05 U	0.02	0.05	0.25	MG/KG
	OT29-SO-JO9B1-07-0001	SOIL	N	2,4,6-Trinitrotoluene	0.049 J	0.019	0.05	0.25	MG/KG
	OT29-SO-JO9B1-07-0001	SOIL	N	2,4-Dinitrotoluene	0.05 U	0.02	0.05	0.25	MG/KG
	OT29-SO-JO9B1-07-0001	SOIL	N	2-Amino-4,6-dinitrotoluene	0.05 U	0.013	0.05	0.25	MG/KG
	OT29-SO-JO9B1-07-0001	SOIL	N	2-Nitrotoluene	0.05 U	0.013	0.05	0.25	MG/KG
	OT29-SO-JO9B1-07-0001	SOIL	N	3-Nitrotoluene	0.05 U	0.016	0.05	0.25	MG/KG
	OT29-SO-JO9B1-07-0001	SOIL	N	4-Amino-2,6-dinitrotoluene	0.05 U	0.02	0.05	0.25	MG/KG
	OT29-SO-JO9B1-07-0001	SOIL	N	4-Nitrotoluene	0.05 U	0.018	0.05	0.25	MG/KG
	OT29-SO-JO9B1-07-0001	SOIL	N	HMX	0.15 J	0.02	0.05	0.25	MG/KG
	OT29-SO-JO9B1-07-0001	SOIL	N	Nitrobenzene	0.05 U	0.018	0.05	0.25	MG/KG
	OT29-SO-JO9B1-07-0001	SOIL	N	Nitroglycerin	0.25 U	0.1	0.25	0.5	MG/KG

Table 3. Summary of Analytical Results for Discrete Soil Samples for the Open Detonation Unit, Kirtland Air Force Base, December 2015

Method	Sample ID	Matrix	QA/QC Type	Analyte	Result*	DL	LOD	LOQ	Units
SW8330B									
	OT29-SO-JO9B1-07-0001	SOIL	N	PETN	0.25 U	0.1	0.25	0.5	MG/KG
	OT29-SO-JO9B1-07-0001	SOIL	N	RDX	0.22 J	0.02	0.05	0.25	MG/KG
	OT29-SO-JO9B1-07-0001	SOIL	N	Tetryl	0.05 U	0.02	0.05	0.25	MG/KG
	OT29-SO-JO9B1-07-0405	SOIL	N	1,3,5-Trinitrobenzene	0.05 U	0.02	0.05	0.25	MG/KG
	OT29-SO-JO9B1-07-0405	SOIL	N	1,3-Dinitrobenzene	0.05 U	0.02	0.05	0.25	MG/KG
	OT29-SO-JO9B1-07-0405	SOIL	N	2,4,6-Trinitrotoluene	0.05 U	0.019	0.05	0.25	MG/KG
	OT29-SO-JO9B1-07-0405	SOIL	N	2,4-Dinitrotoluene	0.025 U	0.02	0.05	0.25	MG/KG
	OT29-SO-JO9B1-07-0405	SOIL	N	2-Amino-4,6-dinitrotoluene	0.05 U	0.013	0.05	0.25	MG/KG
	OT29-SO-JO9B1-07-0405	SOIL	N	2-Nitrotoluene	0.05 U	0.013	0.05	0.25	MG/KG
	OT29-SO-JO9B1-07-0405	SOIL	N	3-Nitrotoluene	0.05 U	0.016	0.05	0.25	MG/KG
	OT29-SO-JO9B1-07-0405	SOIL	N	4-Amino-2,6-dinitrotoluene	0.05 U	0.02	0.05	0.25	MG/KG
	OT29-SO-JO9B1-07-0405	SOIL	N	4-Nitrotoluene	0.05 U	0.018	0.05	0.25	MG/KG
	OT29-SO-JO9B1-07-0405	SOIL	N	HMX	0.14 J	0.02	0.05	0.25	MG/KG
	OT29-SO-JO9B1-07-0405	SOIL	N	Nitrobenzene	0.05 U	0.018	0.05	0.25	MG/KG
	OT29-SO-JO9B1-07-0405	SOIL	N	Nitroglycerin	0.25 UJ	0.1	0.25	0.5	MG/KG
	OT29-SO-JO9B1-07-0405	SOIL	N	PETN	0.25 U	0.1	0.25	0.5	MG/KG
	OT29-SO-JO9B1-07-0405	SOIL	N	RDX	0.28	0.02	0.05	0.25	MG/KG
	OT29-SO-JO9B1-07-0405	SOIL	N	Tetryl	0.05 U	0.02	0.05	0.25	MG/KG
	OT29-SO-JO9B1-07-0910	SOIL	N	1,3,5-Trinitrobenzene	0.05 U	0.02	0.05	0.25	MG/KG
	OT29-SO-JO9B1-07-0910	SOIL	N	1,3-Dinitrobenzene	0.05 U	0.02	0.05	0.25	MG/KG
	OT29-SO-JO9B1-07-0910	SOIL	N	2,4,6-Trinitrotoluene	0.05 U	0.019	0.05	0.25	MG/KG
	OT29-SO-JO9B1-07-0910	SOIL	N	2,4-Dinitrotoluene	0.05 U	0.02	0.05	0.25	MG/KG
	OT29-SO-JO9B1-07-0910	SOIL	N	2-Amino-4,6-dinitrotoluene	0.05 U	0.012	0.05	0.25	MG/KG

Table 3. Summary of Analytical Results for Discrete Soil Samples for the Open Detonation Unit, Kirtland Air Force Base, December 2015

Method	Sample ID	Matrix	QA/QC Type	Analyte	Result*	DL	LOD	LOQ	Units
SW8330B									
	OT29-SO-JO9B1-07-0910	SOIL	N	2-Nitrotoluene	0.05 U	0.013	0.05	0.25	MG/KG
	OT29-SO-JO9B1-07-0910	SOIL	N	3-Nitrotoluene	0.05 U	0.015	0.05	0.25	MG/KG
	OT29-SO-JO9B1-07-0910	SOIL	N	4-Amino-2,6-dinitrotoluene	0.05 U	0.02	0.05	0.25	MG/KG
	OT29-SO-JO9B1-07-0910	SOIL	N	4-Nitrotoluene	0.05 U	0.018	0.05	0.25	MG/KG
	OT29-SO-JO9B1-07-0910	SOIL	N	HMX	0.05 U	0.02	0.05	0.25	MG/KG
	OT29-SO-JO9B1-07-0910	SOIL	N	Nitrobenzene	0.05 U	0.018	0.05	0.25	MG/KG
	OT29-SO-JO9B1-07-0910	SOIL	N	Nitroglycerin	0.25 U	0.1	0.25	0.5	MG/KG
	OT29-SO-JO9B1-07-0910	SOIL	N	PETN	0.25 U	0.1	0.25	0.5	MG/KG
	OT29-SO-JO9B1-07-0910	SOIL	N	RDX	0.05 U	0.02	0.05	0.25	MG/KG
	OT29-SO-JO9B1-07-0910	SOIL	N	Tetryl	0.05 U	0.02	0.05	0.25	MG/KG
	OT29-SO-JO9B1-07-1415	SOIL	N	1,3,5-Trinitrobenzene	0.05 U	0.02	0.05	0.25	MG/KG
	OT29-SO-JO9B1-07-1415	SOIL	N	1,3-Dinitrobenzene	0.05 U	0.02	0.05	0.25	MG/KG
	OT29-SO-JO9B1-07-1415	SOIL	N	2,4,6-Trinitrotoluene	0.05 U	0.019	0.05	0.25	MG/KG
	OT29-SO-JO9B1-07-1415	SOIL	N	2,4-Dinitrotoluene	0.05 U	0.02	0.05	0.25	MG/KG
	OT29-SO-JO9B1-07-1415	SOIL	N	2-Amino-4,6-dinitrotoluene	0.05 U	0.013	0.05	0.25	MG/KG
	OT29-SO-JO9B1-07-1415	SOIL	N	2-Nitrotoluene	0.05 U	0.013	0.05	0.25	MG/KG
	OT29-SO-JO9B1-07-1415	SOIL	N	3-Nitrotoluene	0.05 U	0.016	0.05	0.25	MG/KG
	OT29-SO-JO9B1-07-1415	SOIL	N	4-Amino-2,6-dinitrotoluene	0.05 U	0.02	0.05	0.25	MG/KG
	OT29-SO-JO9B1-07-1415	SOIL	N	4-Nitrotoluene	0.05 U	0.018	0.05	0.25	MG/KG
	OT29-SO-JO9B1-07-1415	SOIL	N	HMX	0.05 U	0.02	0.05	0.25	MG/KG
	OT29-SO-JO9B1-07-1415	SOIL	N	Nitrobenzene	0.05 U	0.018	0.05	0.25	MG/KG
	OT29-SO-JO9B1-07-1415	SOIL	N	Nitroglycerin	0.25 U	0.1	0.25	0.5	MG/KG
	OT29-SO-JO9B1-07-1415	SOIL	N	PETN	0.25 U	0.1	0.25	0.5	MG/KG

Table 3. Summary of Analytical Results for Discrete Soil Samples for the Open Detonation Unit, Kirtland Air Force Base, December 2015

Method	Sample ID	Matrix	QA/QC Type	Analyte	Result*	DL	LOD	LOQ	Units
SW8330B									
	OT29-SO-JO9B1-07-1415	SOIL	N	RDX	0.05 U	0.02	0.05	0.25	MG/KG
	OT29-SO-JO9B1-07-1415	SOIL	N	Tetryl	0.05 U	0.02	0.05	0.25	MG/KG
	OT29-SO-K09A2-01-0001	SOIL	N	1,3,5-Trinitrobenzene	0.05 U	0.02	0.05	0.25	MG/KG
	OT29-SO-K09A2-01-0001	SOIL	N	1,3-Dinitrobenzene	0.05 U	0.02	0.05	0.25	MG/KG
	OT29-SO-K09A2-01-0001	SOIL	N	2,4,6-Trinitrotoluene	0.05 U	0.019	0.05	0.25	MG/KG
	OT29-SO-K09A2-01-0001	SOIL	N	2,4-Dinitrotoluene	0.05 U	0.02	0.05	0.25	MG/KG
	OT29-SO-K09A2-01-0001	SOIL	N	2-Amino-4,6-dinitrotoluene	0.05 U	0.012	0.05	0.25	MG/KG
	OT29-SO-K09A2-01-0001	SOIL	N	2-Nitrotoluene	0.05 U	0.013	0.05	0.25	MG/KG
	OT29-SO-K09A2-01-0001	SOIL	N	3-Nitrotoluene	0.05 U	0.015	0.05	0.25	MG/KG
	OT29-SO-K09A2-01-0001	SOIL	N	4-Amino-2,6-dinitrotoluene	0.05 U	0.02	0.05	0.25	MG/KG
	OT29-SO-K09A2-01-0001	SOIL	N	4-Nitrotoluene	0.05 U	0.018	0.05	0.25	MG/KG
	OT29-SO-K09A2-01-0001	SOIL	N	HMX	0.077 J	0.02	0.05	0.25	MG/KG
	OT29-SO-K09A2-01-0001	SOIL	N	Nitrobenzene	0.05 U	0.018	0.05	0.25	MG/KG
	OT29-SO-K09A2-01-0001	SOIL	N	Nitroglycerin	0.25 U	0.1	0.25	0.5	MG/KG
	OT29-SO-K09A2-01-0001	SOIL	N	PETN	0.25 U	0.1	0.25	0.5	MG/KG
	OT29-SO-K09A2-01-0001	SOIL	N	RDX	0.05 U	0.02	0.05	0.25	MG/KG
	OT29-SO-K09A2-01-0001	SOIL	N	Tetryl	0.05 U	0.02	0.05	0.25	MG/KG
	OT29-SO-K09A2-01-0405	SOIL	N	1,3,5-Trinitrobenzene	0.05 U	0.02	0.05	0.25	MG/KG
	OT29-SO-K09A2-01-0405	SOIL	N	1,3-Dinitrobenzene	0.05 U	0.02	0.05	0.25	MG/KG
	OT29-SO-K09A2-01-0405	SOIL	N	2,4,6-Trinitrotoluene	0.05 U	0.019	0.05	0.25	MG/KG
	OT29-SO-K09A2-01-0405	SOIL	N	2,4-Dinitrotoluene	0.05 U	0.02	0.05	0.25	MG/KG
	OT29-SO-K09A2-01-0405	SOIL	N	2-Amino-4,6-dinitrotoluene	0.05 U	0.012	0.05	0.25	MG/KG
	OT29-SO-K09A2-01-0405	SOIL	N	2-Nitrotoluene	0.05 U	0.013	0.05	0.25	MG/KG

Table 3. Summary of Analytical Results for Discrete Soil Samples for the Open Detonation Unit, Kirtland Air Force Base, December 2015

Method	Sample ID	Matrix	QA/QC Type	Analyte	Result*	DL	LOD	LOQ	Units
SW8330B									
	OT29-SO-K09A2-01-0405	SOIL	N	3-Nitrotoluene	0.05 U	0.015	0.05	0.25	MG/KG
	OT29-SO-K09A2-01-0405	SOIL	N	4-Amino-2,6-dinitrotoluene	0.05 U	0.02	0.05	0.25	MG/KG
	OT29-SO-K09A2-01-0405	SOIL	N	4-Nitrotoluene	0.05 U	0.018	0.05	0.25	MG/KG
	OT29-SO-K09A2-01-0405	SOIL	N	HMX	0.05 U	0.02	0.05	0.25	MG/KG
	OT29-SO-K09A2-01-0405	SOIL	N	Nitrobenzene	0.05 U	0.017	0.05	0.25	MG/KG
	OT29-SO-K09A2-01-0405	SOIL	N	Nitroglycerin	0.25 U	0.099	0.25	0.5	MG/KG
	OT29-SO-K09A2-01-0405	SOIL	N	PETN	0.25 U	0.099	0.25	0.5	MG/KG
	OT29-SO-K09A2-01-0405	SOIL	N	RDX	0.05 U	0.02	0.05	0.25	MG/KG
	OT29-SO-K09A2-01-0405	SOIL	N	Tetryl	0.05 U	0.02	0.05	0.25	MG/KG
	OT29-SO-K09A2-01-0910	SOIL	N	1,3,5-Trinitrobenzene	0.05 U	0.02	0.05	0.25	MG/KG
	OT29-SO-K09A2-01-0910	SOIL	N	1,3-Dinitrobenzene	0.05 U	0.02	0.05	0.25	MG/KG
	OT29-SO-K09A2-01-0910	SOIL	N	2,4,6-Trinitrotoluene	0.05 U	0.019	0.05	0.25	MG/KG
	OT29-SO-K09A2-01-0910	SOIL	N	2,4-Dinitrotoluene	0.05 U	0.02	0.05	0.25	MG/KG
	OT29-SO-K09A2-01-0910	SOIL	N	2-Amino-4,6-dinitrotoluene	0.05 U	0.012	0.05	0.25	MG/KG
	OT29-SO-K09A2-01-0910	SOIL	N	2-Nitrotoluene	0.05 U	0.013	0.05	0.25	MG/KG
	OT29-SO-K09A2-01-0910	SOIL	N	3-Nitrotoluene	0.05 U	0.015	0.05	0.25	MG/KG
	OT29-SO-K09A2-01-0910	SOIL	N	4-Amino-2,6-dinitrotoluene	0.05 U	0.02	0.05	0.25	MG/KG
	OT29-SO-K09A2-01-0910	SOIL	N	4-Nitrotoluene	0.05 U	0.018	0.05	0.25	MG/KG
	OT29-SO-K09A2-01-0910	SOIL	N	HMX	0.05 U	0.02	0.05	0.25	MG/KG
	OT29-SO-K09A2-01-0910	SOIL	N	Nitrobenzene	0.05 U	0.018	0.05	0.25	MG/KG
	OT29-SO-K09A2-01-0910	SOIL	N	Nitroglycerin	0.25 U	0.1	0.25	0.5	MG/KG
	OT29-SO-K09A2-01-0910	SOIL	N	PETN	0.25 U	0.1	0.25	0.5	MG/KG
	OT29-SO-K09A2-01-0910	SOIL	N	RDX	0.05 U	0.02	0.05	0.25	MG/KG

Table 3. Summary of Analytical Results for Discrete Soil Samples for the Open Detonation Unit, Kirtland Air Force Base, December 2015

Method	Sample ID	Matrix	QA/QC Type	Analyte	Result*	DL	LOD	LOQ	Units
SW8330B									
	OT29-SO-K09A2-01-0910	SOIL	N	Tetryl	0.05 U	0.02	0.05	0.25	MG/KG
	OT29-SO-K09A2-01-1415	SOIL	N	1,3,5-Trinitrobenzene	0.05 U	0.02	0.05	0.25	MG/KG
	OT29-SO-K09A2-01-1415	SOIL	N	1,3-Dinitrobenzene	0.05 U	0.02	0.05	0.25	MG/KG
	OT29-SO-K09A2-01-1415	SOIL	N	2,4,6-Trinitrotoluene	0.05 U	0.019	0.05	0.25	MG/KG
	OT29-SO-K09A2-01-1415	SOIL	N	2,4-Dinitrotoluene	0.05 U	0.02	0.05	0.25	MG/KG
	OT29-SO-K09A2-01-1415	SOIL	N	2-Amino-4,6-dinitrotoluene	0.05 U	0.012	0.05	0.25	MG/KG
	OT29-SO-K09A2-01-1415	SOIL	N	2-Nitrotoluene	0.05 U	0.013	0.05	0.25	MG/KG
	OT29-SO-K09A2-01-1415	SOIL	N	3-Nitrotoluene	0.05 U	0.015	0.05	0.25	MG/KG
	OT29-SO-K09A2-01-1415	SOIL	N	4-Amino-2,6-dinitrotoluene	0.05 U	0.02	0.05	0.25	MG/KG
	OT29-SO-K09A2-01-1415	SOIL	N	4-Nitrotoluene	0.05 U	0.018	0.05	0.25	MG/KG
	OT29-SO-K09A2-01-1415	SOIL	N	HMX	0.05 U	0.02	0.05	0.25	MG/KG
	OT29-SO-K09A2-01-1415	SOIL	N	Nitrobenzene	0.05 U	0.018	0.05	0.25	MG/KG
	OT29-SO-K09A2-01-1415	SOIL	N	Nitroglycerin	0.25 U	0.1	0.25	0.5	MG/KG
	OT29-SO-K09A2-01-1415	SOIL	N	PETN	0.25 U	0.1	0.25	0.5	MG/KG
	OT29-SO-K09A2-01-1415	SOIL	N	RDX	0.05 U	0.02	0.05	0.25	MG/KG
	OT29-SO-K09A2-01-1415	SOIL	N	Tetryl	0.05 U	0.02	0.05	0.25	MG/KG

Table 3. Summary of Analytical Results for Discrete Soil Samples for the Open Detonation Unit, Kirtland Air Force Base, December 2015

Method	Sample ID	Matrix	QA/QC Type	Analyte	Result*	DL	LOD	LOQ	Units

QA/QC Type

N = Normal Environmental Sample
FD = Field Duplicate

* The most severe flag for each analyte becomes the final validation flag

Qualifier Description:

J = The analyte was positively identified, the quantitation is an estimate.
U = The analyte was analyzed for, but not detected. The associated numerical value is at or below the Limit of Detection (LOD).
UJ = The analyte was analyzed for, but not detected. The associated numerical value is at or below the Limit of Detection (LOD) and the quantitation is an estimate.

Table 4. Holding Times for Discrete Soil Samples for the Open Detonation Unit, Kirtland Air Force Base, December 2015

Method	Sample ID	Matrix	QA/QC Type	Holding time - Type*	Sample Date	Extract Date	Analysis Date
EPA 7580	OT29-FD-H09B1-01-0001	SOIL	FD	14 Days - A	12/8/2015	12/17/2015	12/22/2015
	OT29-FD-J09A1-05-0001	SOIL	FD	14 Days - A	12/8/2015	12/17/2015	12/22/2015
	OT29-FD-J09B2-04-0001	SOIL	FD	14 Days - A	12/7/2015	12/16/2015	12/21/2015
	OT29-SO-H09B1-01-0001	SOIL	N	14 Days - A	12/8/2015	12/17/2015	12/22/2015
	OT29-SO-H09B1-01-1415	SOIL	N	14 Days - A	12/8/2015	12/17/2015	12/22/2015
	OT29-SO-J09A1-02-0001	SOIL	N	14 Days - A	12/8/2015	12/17/2015	12/22/2015
	OT29-SO-J09A1-02-1415	SOIL	N	14 Days - A	12/8/2015	12/17/2015	12/22/2015
	OT29-SO-J09A1-04-0001	SOIL	N	14 Days - A	12/8/2015	12/17/2015	12/22/2015
	OT29-SO-J09A1-04-1415	SOIL	N	14 Days - A	12/8/2015	12/17/2015	12/22/2015
	OT29-SO-J09A1-05-0001	SOIL	N	14 Days - A	12/8/2015	12/17/2015	12/22/2015
	OT29-SO-J09A1-05-1415	SOIL	N	14 Days - A	12/8/2015	12/17/2015	12/22/2015
	OT29-SO-J09A1-07-0001	SOIL	N	14 Days - A	12/8/2015	12/17/2015	12/22/2015
	OT29-SO-J09A1-07-1415	SOIL	N	14 Days - A	12/8/2015	12/17/2015	12/22/2015
	OT29-SO-J09A1-09-0001	SOIL	N	14 Days - A	12/8/2015	12/17/2015	12/22/2015
	OT29-SO-J09A1-09-1415	SOIL	N	14 Days - A	12/8/2015	12/17/2015	12/22/2015
	OT29-SO-J09A1-11-0001	SOIL	N	14 Days - A	12/8/2015	12/17/2015	12/22/2015
	OT29-SO-J09A1-11-1415	SOIL	N	14 Days - A	12/8/2015	12/17/2015	12/22/2015
	OT29-SO-J09A1-15-0001	SOIL	N	14 Days - A	12/8/2015	12/17/2015	12/22/2015
	OT29-SO-J09A1-15-1415	SOIL	N	14 Days - A	12/8/2015	12/17/2015	12/22/2015
	OT29-SO-J09B2-02-0001	SOIL	N	14 Days - A	12/7/2015	12/16/2015	12/21/2015
	OT29-SO-J09B2-02-1415	SOIL	N	14 Days - A	12/7/2015	12/16/2015	12/21/2015
	OT29-SO-J09B2-04-0001	SOIL	N	14 Days - A	12/7/2015	12/16/2015	12/21/2015
	OT29-SO-J09B2-04-1415	SOIL	N	14 Days - A	12/7/2015	12/16/2015	12/21/2015
	OT29-SO-J09B2-06-0001	SOIL	N	14 Days - A	12/7/2015	12/16/2015	12/21/2015
	OT29-SO-J09B2-06-1415	SOIL	N	14 Days - A	12/7/2015	12/16/2015	12/21/2015
	OT29-SO-J09B2-08-0001	SOIL	N	14 Days - A	12/7/2015	12/16/2015	12/21/2015
	OT29-SO-J09B2-08-1415	SOIL	N	14 Days - A	12/7/2015	12/16/2015	12/21/2015
	OT29-SO-K09A2-01-0001	SOIL	N	14 Days - A	12/7/2015	12/16/2015	12/21/2015
	OT29-SO-K09A2-01-1415	SOIL	N	14 Days - A	12/7/2015	12/16/2015	12/21/2015
SW6020	OT29-FD-H09B1-01-0001	SOIL	FD	22 Days - A	12/8/2015	12/17/2015	12/30/2015
	OT29-FD-J09A1-05-0001	SOIL	FD	22 Days - A	12/8/2015	12/18/2015	12/30/2015
	OT29-FD-J09A1-07-0405	SOIL	FD	22 Days - A	12/8/2015	12/18/2015	12/30/2015
	OT29-FD-J09A1-15-0001	SOIL	FD	22 Days - A	12/8/2015	12/17/2015	12/30/2015
	OT29-FD-J09B2-02-0001	SOIL	FD	22 Days - A	12/7/2015	12/17/2015	12/29/2015
	OT29-FD-J09B2-04-0001	SOIL	FD	22 Days - A	12/7/2015	12/17/2015	12/29/2015

Table 4. Holding Times for Discrete Soil Samples for the Open Detonation Unit, Kirtland Air Force Base, December 2015

Method	Sample ID	Matrix	QA/QC Type	Holding time - Type*	Sample Date	Extract Date	Analysis Date
SW6020	OT29-FD-JO9A1-17-0405	SOIL	FD	21 Days - A	12/9/2015	12/21/2015	12/30/2015
	OT29-FD-JO9B1-01-0001	SOIL	FD	21 Days - A	12/9/2015	12/21/2015	12/30/2015
	OT29-FD-K09A2-01-0405	SOIL	FD	22 Days - A	12/7/2015	12/17/2015	12/29/2015
	OT29-SO-H09B1-01-0001	SOIL	N	22 Days - A	12/8/2015	12/17/2015	12/30/2015
	OT29-SO-H09B1-01-0405	SOIL	N	22 Days - A	12/8/2015	12/17/2015	12/30/2015
	OT29-SO-H09B1-01-0910	SOIL	N	22 Days - A	12/8/2015	12/17/2015	12/30/2015
	OT29-SO-H09B1-01-1415	SOIL	N	22 Days - A	12/8/2015	12/17/2015	12/30/2015
	OT29-SO-J09A1-02-0001	SOIL	N	22 Days - A	12/8/2015	12/18/2015	12/30/2015
	OT29-SO-J09A1-02-0405	SOIL	N	22 Days - A	12/8/2015	12/18/2015	12/30/2015
	OT29-SO-J09A1-02-0910	SOIL	N	22 Days - A	12/8/2015	12/18/2015	12/30/2015
	OT29-SO-J09A1-02-1415	SOIL	N	22 Days - A	12/8/2015	12/18/2015	12/30/2015
	OT29-SO-J09A1-04-0001	SOIL	N	22 Days - A	12/8/2015	12/18/2015	12/30/2015
	OT29-SO-J09A1-04-0405	SOIL	N	22 Days - A	12/8/2015	12/18/2015	12/30/2015
	OT29-SO-J09A1-04-0910	SOIL	N	22 Days - A	12/8/2015	12/18/2015	12/30/2015
	OT29-SO-J09A1-04-1415	SOIL	N	22 Days - A	12/8/2015	12/18/2015	12/30/2015
	OT29-SO-J09A1-05-0001	SOIL	N	22 Days - A	12/8/2015	12/18/2015	12/30/2015
	OT29-SO-J09A1-05-0409	SOIL	N	22 Days - A	12/8/2015	12/18/2015	12/30/2015
	OT29-SO-J09A1-05-0910	SOIL	N	22 Days - A	12/8/2015	12/21/2015	12/30/2015
	OT29-SO-J09A1-05-1415	SOIL	N	22 Days - A	12/8/2015	12/21/2015	12/30/2015
	OT29-SO-J09A1-07-0001	SOIL	N	22 Days - A	12/8/2015	12/18/2015	12/30/2015
	OT29-SO-J09A1-07-0405	SOIL	N	22 Days - A	12/8/2015	12/18/2015	12/30/2015
	OT29-SO-J09A1-07-0910	SOIL	N	22 Days - A	12/8/2015	12/18/2015	12/30/2015
	OT29-SO-J09A1-07-1415	SOIL	N	22 Days - A	12/8/2015	12/18/2015	12/30/2015
	OT29-SO-J09A1-09-0001	SOIL	N	22 Days - A	12/8/2015	12/17/2015	12/30/2015
	OT29-SO-J09A1-09-0405	SOIL	N	22 Days - A	12/8/2015	12/17/2015	12/30/2015
	OT29-SO-J09A1-09-0910	SOIL	N	22 Days - A	12/8/2015	12/17/2015	12/30/2015
	OT29-SO-J09A1-09-1415	SOIL	N	22 Days - A	12/8/2015	12/17/2015	12/30/2015
	OT29-SO-J09A1-11-0001	SOIL	N	22 Days - A	12/8/2015	12/18/2015	12/30/2015
	OT29-SO-J09A1-11-0405	SOIL	N	22 Days - A	12/8/2015	12/18/2015	12/30/2015
	OT29-SO-J09A1-11-0910	SOIL	N	22 Days - A	12/8/2015	12/18/2015	12/30/2015
	OT29-SO-J09A1-11-1415	SOIL	N	22 Days - A	12/8/2015	12/18/2015	12/30/2015
	OT29-SO-J09A1-15-0001	SOIL	N	22 Days - A	12/8/2015	12/17/2015	12/30/2015
	OT29-SO-J09A1-15-0405	SOIL	N	22 Days - A	12/8/2015	12/17/2015	12/30/2015
	OT29-SO-J09A1-15-0910	SOIL	N	22 Days - A	12/8/2015	12/17/2015	12/30/2015
	OT29-SO-J09A1-15-1415	SOIL	N	22 Days - A	12/8/2015	12/17/2015	12/30/2015

Table 4. Holding Times for Discrete Soil Samples for the Open Detonation Unit, Kirtland Air Force Base, December 2015

Method	Sample ID	Matrix	QA/QC Type	Holding time - Type*	Sample Date	Extract Date	Analysis Date
SW6020	OT29-SO-J09B2-02-0001	SOIL	N	22 Days - A	12/7/2015	12/17/2015	12/29/2015
	OT29-SO-J09B2-02-0405	SOIL	N	23 Days - A	12/7/2015	12/17/2015	12/30/2015
	OT29-SO-J09B2-02-0405	SOIL	N	22 Days - A	12/7/2015	12/17/2015	12/29/2015
	OT29-SO-J09B2-02-0910	SOIL	N	22 Days - A	12/7/2015	12/17/2015	12/29/2015
	OT29-SO-J09B2-02-1415	SOIL	N	22 Days - A	12/7/2015	12/17/2015	12/29/2015
	OT29-SO-J09B2-04-0001	SOIL	N	22 Days - A	12/7/2015	12/17/2015	12/29/2015
	OT29-SO-J09B2-04-0405	SOIL	N	22 Days - A	12/7/2015	12/17/2015	12/29/2015
	OT29-SO-J09B2-04-0910	SOIL	N	22 Days - A	12/7/2015	12/17/2015	12/29/2015
	OT29-SO-J09B2-04-1415	SOIL	N	22 Days - A	12/7/2015	12/17/2015	12/29/2015
	OT29-SO-J09B2-06-0001	SOIL	N	22 Days - A	12/7/2015	12/17/2015	12/29/2015
	OT29-SO-J09B2-06-0405	SOIL	N	22 Days - A	12/7/2015	12/17/2015	12/29/2015
	OT29-SO-J09B2-06-0910	SOIL	N	22 Days - A	12/7/2015	12/17/2015	12/29/2015
	OT29-SO-J09B2-06-1415	SOIL	N	22 Days - A	12/7/2015	12/17/2015	12/29/2015
	OT29-SO-J09B2-08-0001	SOIL	N	22 Days - A	12/7/2015	12/17/2015	12/29/2015
	OT29-SO-J09B2-08-0405	SOIL	N	22 Days - A	12/7/2015	12/17/2015	12/29/2015
	OT29-SO-J09B2-08-0910	SOIL	N	23 Days - A	12/7/2015	12/17/2015	12/30/2015
	OT29-SO-J09B2-08-1415	SOIL	N	23 Days - A	12/7/2015	12/17/2015	12/30/2015
	OT29-SO-JO9A1-17-0001	SOIL	N	21 Days - A	12/9/2015	12/21/2015	12/30/2015
	OT29-SO-JO9A1-17-0405	SOIL	N	21 Days - A	12/9/2015	12/21/2015	12/30/2015
	OT29-SO-JO9A1-17-0910	SOIL	N	21 Days - A	12/9/2015	12/21/2015	12/30/2015
	OT29-SO-JO9A1-17-1415	SOIL	N	21 Days - A	12/9/2015	12/21/2015	12/30/2015
	OT29-SO-JO9A1-19-0001	SOIL	N	21 Days - A	12/9/2015	12/21/2015	12/30/2015
	OT29-SO-JO9A1-19-0405	SOIL	N	21 Days - A	12/9/2015	12/21/2015	12/30/2015
	OT29-SO-JO9A1-19-0910	SOIL	N	21 Days - A	12/9/2015	12/21/2015	12/30/2015
	OT29-SO-JO9A1-19-1415	SOIL	N	21 Days - A	12/9/2015	12/21/2015	12/30/2015
	OT29-SO-JO9A1-21-0001	SOIL	N	21 Days - A	12/9/2015	12/21/2015	12/30/2015
	OT29-SO-JO9A1-21-0405	SOIL	N	21 Days - A	12/9/2015	12/21/2015	12/30/2015
	OT29-SO-JO9A1-21-0910	SOIL	N	21 Days - A	12/9/2015	12/21/2015	12/30/2015
	OT29-SO-JO9A1-21-1415	SOIL	N	21 Days - A	12/9/2015	12/21/2015	12/30/2015
	OT29-SO-JO9B1-01-0001	SOIL	N	21 Days - A	12/9/2015	12/21/2015	12/30/2015
	OT29-SO-JO9B1-01-0405	SOIL	N	21 Days - A	12/9/2015	12/21/2015	12/30/2015
	OT29-SO-JO9B1-01-0910	SOIL	N	21 Days - A	12/9/2015	12/21/2015	12/30/2015
	OT29-SO-JO9B1-01-1415	SOIL	N	21 Days - A	12/9/2015	12/21/2015	12/30/2015
	OT29-SO-JO9B1-02-0001	SOIL	N	21 Days - A	12/9/2015	12/21/2015	12/30/2015
	OT29-SO-JO9B1-02-0405	SOIL	N	21 Days - A	12/9/2015	12/21/2015	12/30/2015

Table 4. Holding Times for Discrete Soil Samples for the Open Detonation Unit, Kirtland Air Force Base, December 2015

Method	Sample ID	Matrix	QA/QC Type	Holding time - Type*	Sample Date	Extract Date	Analysis Date
SW6020	OT29-SO-JO9B1-02-0910	SOIL	N	21 Days - A	12/9/2015	12/21/2015	12/30/2015
	OT29-SO-JO9B1-02-1415	SOIL	N	21 Days - A	12/9/2015	12/21/2015	12/30/2015
	OT29-SO-JO9B1-05-0001	SOIL	N	21 Days - A	12/9/2015	12/21/2015	12/30/2015
	OT29-SO-JO9B1-05-0405	SOIL	N	21 Days - A	12/9/2015	12/21/2015	12/30/2015
	OT29-SO-JO9B1-05-0910	SOIL	N	21 Days - A	12/9/2015	12/21/2015	12/30/2015
	OT29-SO-JO9B1-05-1415	SOIL	N	21 Days - A	12/9/2015	12/21/2015	12/30/2015
	OT29-SO-JO9B1-07-0001	SOIL	N	21 Days - A	12/9/2015	12/21/2015	12/30/2015
	OT29-SO-JO9B1-07-0405	SOIL	N	21 Days - A	12/9/2015	12/21/2015	12/30/2015
	OT29-SO-JO9B1-07-0910	SOIL	N	21 Days - A	12/9/2015	12/21/2015	12/30/2015
	OT29-SO-JO9B1-07-1415	SOIL	N	21 Days - A	12/9/2015	12/21/2015	12/30/2015
	OT29-SO-K09A2-01-0001	SOIL	N	22 Days - A	12/7/2015	12/17/2015	12/29/2015
	OT29-SO-K09A2-01-0405	SOIL	N	22 Days - A	12/7/2015	12/17/2015	12/29/2015
	OT29-SO-K09A2-01-0910	SOIL	N	22 Days - A	12/7/2015	12/17/2015	12/29/2015
	OT29-SO-K09A2-01-1415	SOIL	N	22 Days - A	12/7/2015	12/17/2015	12/29/2015
SW6850	OT29-FD-H09B1-01-0001	SOIL	FD	10 Days - A	12/8/2015	12/11/2015	12/18/2015
	OT29-FD-J09A1-05-0001	SOIL	FD	11 Days - A	12/8/2015	12/11/2015	12/19/2015
	OT29-FD-J09A1-07-0405	SOIL	FD	14 Days - A	12/8/2015	12/11/2015	12/22/2015
	OT29-FD-J09A1-15-0001	SOIL	FD	10 Days - A	12/8/2015	12/11/2015	12/18/2015
	OT29-FD-J09B2-04-0001	SOIL	FD	11 Days - A	12/7/2015	12/11/2015	12/18/2015
	OT29-FD-JO9A1-17-0405	SOIL	FD	19 Days - A	12/9/2015	12/14/2015	12/28/2015
	OT29-FD-JO9B1-01-0001	SOIL	FD	19 Days - A	12/9/2015	12/14/2015	12/28/2015
	OT29-SO-H09B1-01-0001	SOIL	N	10 Days - A	12/8/2015	12/11/2015	12/18/2015
	OT29-SO-H09B1-01-0405	SOIL	N	10 Days - A	12/8/2015	12/11/2015	12/18/2015
	OT29-SO-H09B1-01-0910	SOIL	N	10 Days - A	12/8/2015	12/11/2015	12/18/2015
	OT29-SO-H09B1-01-1415	SOIL	N	10 Days - A	12/8/2015	12/11/2015	12/18/2015
	OT29-SO-J09A1-02-0001	SOIL	N	11 Days - A	12/8/2015	12/11/2015	12/19/2015
	OT29-SO-J09A1-02-0405	SOIL	N	11 Days - A	12/8/2015	12/11/2015	12/19/2015
	OT29-SO-J09A1-02-0910	SOIL	N	11 Days - A	12/8/2015	12/11/2015	12/19/2015
	OT29-SO-J09A1-02-1415	SOIL	N	11 Days - A	12/8/2015	12/11/2015	12/19/2015
	OT29-SO-J09A1-04-0001	SOIL	N	10 Days - A	12/8/2015	12/11/2015	12/18/2015
	OT29-SO-J09A1-04-0405	SOIL	N	10 Days - A	12/8/2015	12/11/2015	12/18/2015
	OT29-SO-J09A1-04-0910	SOIL	N	10 Days - A	12/8/2015	12/11/2015	12/18/2015
	OT29-SO-J09A1-04-1415	SOIL	N	10 Days - A	12/8/2015	12/11/2015	12/18/2015
	OT29-SO-J09A1-05-0001	SOIL	N	11 Days - A	12/8/2015	12/11/2015	12/19/2015
	OT29-SO-J09A1-05-0409	SOIL	N	10 Days - A	12/8/2015	12/11/2015	12/18/2015

Table 4. Holding Times for Discrete Soil Samples for the Open Detonation Unit, Kirtland Air Force Base, December 2015

Method	Sample ID	Matrix	QA/QC Type	Holding time - Type*	Sample Date	Extract Date	Analysis Date
SW6850	OT29-SO-J09A1-05-0910	SOIL	N	10 Days - A	12/8/2015	12/11/2015	12/18/2015
	OT29-SO-J09A1-05-1415	SOIL	N	10 Days - A	12/8/2015	12/11/2015	12/18/2015
	OT29-SO-J09A1-07-0001	SOIL	N	10 Days - A	12/8/2015	12/11/2015	12/18/2015
	OT29-SO-J09A1-07-0405	SOIL	N	10 Days - A	12/8/2015	12/11/2015	12/18/2015
	OT29-SO-J09A1-07-0910	SOIL	N	10 Days - A	12/8/2015	12/11/2015	12/18/2015
	OT29-SO-J09A1-07-1415	SOIL	N	10 Days - A	12/8/2015	12/11/2015	12/18/2015
	OT29-SO-J09A1-09-0001	SOIL	N	10 Days - A	12/8/2015	12/11/2015	12/18/2015
	OT29-SO-J09A1-09-0405	SOIL	N	10 Days - A	12/8/2015	12/11/2015	12/18/2015
	OT29-SO-J09A1-09-0910	SOIL	N	10 Days - A	12/8/2015	12/11/2015	12/18/2015
	OT29-SO-J09A1-09-1415	SOIL	N	10 Days - A	12/8/2015	12/11/2015	12/18/2015
	OT29-SO-J09A1-11-0001	SOIL	N	10 Days - A	12/8/2015	12/11/2015	12/18/2015
	OT29-SO-J09A1-11-0405	SOIL	N	10 Days - A	12/8/2015	12/11/2015	12/18/2015
	OT29-SO-J09A1-11-0910	SOIL	N	14 Days - A	12/8/2015	12/11/2015	12/22/2015
	OT29-SO-J09A1-11-1415	SOIL	N	10 Days - A	12/8/2015	12/11/2015	12/18/2015
	OT29-SO-J09A1-15-0001	SOIL	N	10 Days - A	12/8/2015	12/11/2015	12/18/2015
	OT29-SO-J09A1-15-0405	SOIL	N	10 Days - A	12/8/2015	12/11/2015	12/18/2015
	OT29-SO-J09A1-15-0910	SOIL	N	10 Days - A	12/8/2015	12/11/2015	12/18/2015
	OT29-SO-J09A1-15-1415	SOIL	N	10 Days - A	12/8/2015	12/11/2015	12/18/2015
	OT29-SO-J09B2-02-0001	SOIL	N	11 Days - A	12/7/2015	12/11/2015	12/18/2015
	OT29-SO-J09B2-02-1415	SOIL	N	11 Days - A	12/7/2015	12/11/2015	12/18/2015
	OT29-SO-J09B2-04-0001	SOIL	N	11 Days - A	12/7/2015	12/11/2015	12/18/2015
	OT29-SO-J09B2-04-1415	SOIL	N	11 Days - A	12/7/2015	12/11/2015	12/18/2015
	OT29-SO-J09B2-06-0001	SOIL	N	11 Days - A	12/7/2015	12/11/2015	12/18/2015
	OT29-SO-J09B2-06-1415	SOIL	N	11 Days - A	12/7/2015	12/11/2015	12/18/2015
	OT29-SO-J09B2-08-0001	SOIL	N	11 Days - A	12/7/2015	12/11/2015	12/18/2015
	OT29-SO-J09B2-08-1415	SOIL	N	11 Days - A	12/7/2015	12/11/2015	12/18/2015
	OT29-SO-JO9A1-17-0001	SOIL	N	19 Days - A	12/9/2015	12/14/2015	12/28/2015
	OT29-SO-JO9A1-17-0405	SOIL	N	19 Days - A	12/9/2015	12/14/2015	12/28/2015
	OT29-SO-JO9A1-17-0910	SOIL	N	19 Days - A	12/9/2015	12/14/2015	12/28/2015
	OT29-SO-JO9A1-17-1415	SOIL	N	19 Days - A	12/9/2015	12/14/2015	12/28/2015
	OT29-SO-JO9A1-19-0001	SOIL	N	19 Days - A	12/9/2015	12/14/2015	12/28/2015
	OT29-SO-JO9A1-19-0405	SOIL	N	19 Days - A	12/9/2015	12/14/2015	12/28/2015
	OT29-SO-JO9A1-19-0910	SOIL	N	19 Days - A	12/9/2015	12/14/2015	12/28/2015
	OT29-SO-JO9A1-19-1415	SOIL	N	19 Days - A	12/9/2015	12/14/2015	12/28/2015
	OT29-SO-JO9A1-21-0001	SOIL	N	20 Days - A	12/9/2015	12/14/2015	12/29/2015

Table 4. Holding Times for Discrete Soil Samples for the Open Detonation Unit, Kirtland Air Force Base, December 2015

Method	Sample ID	Matrix	QA/QC Type	Holding time - Type*	Sample Date	Extract Date	Analysis Date
SW6850	OT29-SO-JO9A1-21-0405	SOIL	N	20 Days - A	12/9/2015	12/14/2015	12/29/2015
	OT29-SO-JO9A1-21-0910	SOIL	N	19 Days - A	12/9/2015	12/14/2015	12/28/2015
	OT29-SO-JO9A1-21-1415	SOIL	N	19 Days - A	12/9/2015	12/14/2015	12/28/2015
	OT29-SO-JO9B1-01-0001	SOIL	N	19 Days - A	12/9/2015	12/14/2015	12/28/2015
	OT29-SO-JO9B1-01-0405	SOIL	N	19 Days - A	12/9/2015	12/14/2015	12/28/2015
	OT29-SO-JO9B1-01-0910	SOIL	N	19 Days - A	12/9/2015	12/14/2015	12/28/2015
	OT29-SO-JO9B1-01-1415	SOIL	N	19 Days - A	12/9/2015	12/14/2015	12/28/2015
	OT29-SO-JO9B1-02-0001	SOIL	N	19 Days - A	12/9/2015	12/14/2015	12/28/2015
	OT29-SO-JO9B1-02-0405	SOIL	N	19 Days - A	12/9/2015	12/14/2015	12/28/2015
	OT29-SO-JO9B1-02-0910	SOIL	N	19 Days - A	12/9/2015	12/14/2015	12/28/2015
	OT29-SO-JO9B1-02-1415	SOIL	N	19 Days - A	12/9/2015	12/14/2015	12/28/2015
	OT29-SO-JO9B1-05-0001	SOIL	N	19 Days - A	12/9/2015	12/14/2015	12/28/2015
	OT29-SO-JO9B1-05-0405	SOIL	N	19 Days - A	12/9/2015	12/14/2015	12/28/2015
	OT29-SO-JO9B1-05-0910	SOIL	N	19 Days - A	12/9/2015	12/14/2015	12/28/2015
	OT29-SO-JO9B1-05-1415	SOIL	N	19 Days - A	12/9/2015	12/14/2015	12/28/2015
	OT29-SO-JO9B1-07-0001	SOIL	N	19 Days - A	12/9/2015	12/14/2015	12/28/2015
	OT29-SO-JO9B1-07-0405	SOIL	N	19 Days - A	12/9/2015	12/14/2015	12/28/2015
	OT29-SO-JO9B1-07-0910	SOIL	N	19 Days - A	12/9/2015	12/14/2015	12/28/2015
	OT29-SO-JO9B1-07-1415	SOIL	N	19 Days - A	12/9/2015	12/14/2015	12/28/2015
	OT29-SO-K09A2-01-0001	SOIL	N	11 Days - A	12/7/2015	12/11/2015	12/18/2015
	OT29-SO-K09A2-01-1415	SOIL	N	11 Days - A	12/7/2015	12/11/2015	12/18/2015
SW7471	OT29-FD-H09B1-01-0001	SOIL	FD	14 Days - A	12/8/2015	12/22/2015	12/22/2015
	OT29-FD-J09A1-05-0001	SOIL	FD	14 Days - A	12/8/2015	12/22/2015	12/22/2015
	OT29-FD-J09A1-07-0405	SOIL	FD	9 Days - A	12/8/2015	12/16/2015	12/17/2015
	OT29-FD-J09A1-15-0001	SOIL	FD	16 Days - A	12/8/2015	12/24/2015	12/24/2015
	OT29-FD-J09B2-02-0001	SOIL	FD	15 Days - A	12/7/2015	12/22/2015	12/22/2015
	OT29-FD-J09B2-04-0001	SOIL	FD	15 Days - A	12/7/2015	12/22/2015	12/22/2015
	OT29-FD-JO9A1-17-0405	SOIL	FD	15 Days - A	12/9/2015	12/24/2015	12/24/2015
	OT29-FD-JO9B1-01-0001	SOIL	FD	22 Days - A	12/9/2015	12/31/2015	12/31/2015
	OT29-FD-K09A2-01-0405	SOIL	FD	15 Days - A	12/7/2015	12/22/2015	12/22/2015
	OT29-SO-H09B1-01-0001	SOIL	N	14 Days - A	12/8/2015	12/22/2015	12/22/2015
	OT29-SO-H09B1-01-0405	SOIL	N	14 Days - A	12/8/2015	12/22/2015	12/22/2015
	OT29-SO-H09B1-01-0910	SOIL	N	14 Days - A	12/8/2015	12/22/2015	12/22/2015
	OT29-SO-H09B1-01-1415	SOIL	N	16 Days - A	12/8/2015	12/24/2015	12/24/2015
	OT29-SO-J09A1-02-0001	SOIL	N	9 Days - A	12/8/2015	12/16/2015	12/17/2015

Table 4. Holding Times for Discrete Soil Samples for the Open Detonation Unit, Kirtland Air Force Base, December 2015

Method	Sample ID	Matrix	QA/QC Type	Holding time - Type*	Sample Date	Extract Date	Analysis Date
SW7471	OT29-SO-J09A1-02-0405	SOIL	N	9 Days - A	12/8/2015	12/16/2015	12/17/2015
	OT29-SO-J09A1-02-0910	SOIL	N	9 Days - A	12/8/2015	12/16/2015	12/17/2015
	OT29-SO-J09A1-02-1415	SOIL	N	9 Days - A	12/8/2015	12/16/2015	12/17/2015
	OT29-SO-J09A1-04-0001	SOIL	N	9 Days - A	12/8/2015	12/16/2015	12/17/2015
	OT29-SO-J09A1-04-0405	SOIL	N	9 Days - A	12/8/2015	12/16/2015	12/17/2015
	OT29-SO-J09A1-04-0910	SOIL	N	9 Days - A	12/8/2015	12/16/2015	12/17/2015
	OT29-SO-J09A1-04-1415	SOIL	N	9 Days - A	12/8/2015	12/16/2015	12/17/2015
	OT29-SO-J09A1-05-0001	SOIL	N	14 Days - A	12/8/2015	12/22/2015	12/22/2015
	OT29-SO-J09A1-05-0409	SOIL	N	14 Days - A	12/8/2015	12/22/2015	12/22/2015
	OT29-SO-J09A1-05-0910	SOIL	N	14 Days - A	12/8/2015	12/22/2015	12/22/2015
	OT29-SO-J09A1-05-1415	SOIL	N	14 Days - A	12/8/2015	12/22/2015	12/22/2015
	OT29-SO-J09A1-07-0001	SOIL	N	9 Days - A	12/8/2015	12/16/2015	12/17/2015
	OT29-SO-J09A1-07-0405	SOIL	N	9 Days - A	12/8/2015	12/16/2015	12/17/2015
	OT29-SO-J09A1-07-0910	SOIL	N	9 Days - A	12/8/2015	12/16/2015	12/17/2015
	OT29-SO-J09A1-07-1415	SOIL	N	9 Days - A	12/8/2015	12/16/2015	12/17/2015
	OT29-SO-J09A1-09-0001	SOIL	N	14 Days - A	12/8/2015	12/22/2015	12/22/2015
	OT29-SO-J09A1-09-0405	SOIL	N	14 Days - A	12/8/2015	12/22/2015	12/22/2015
	OT29-SO-J09A1-09-0910	SOIL	N	14 Days - A	12/8/2015	12/22/2015	12/22/2015
	OT29-SO-J09A1-09-1415	SOIL	N	14 Days - A	12/8/2015	12/22/2015	12/22/2015
	OT29-SO-J09A1-11-0001	SOIL	N	9 Days - A	12/8/2015	12/16/2015	12/17/2015
	OT29-SO-J09A1-11-0405	SOIL	N	9 Days - A	12/8/2015	12/16/2015	12/17/2015
	OT29-SO-J09A1-11-0910	SOIL	N	9 Days - A	12/8/2015	12/16/2015	12/17/2015
	OT29-SO-J09A1-11-1415	SOIL	N	9 Days - A	12/8/2015	12/16/2015	12/17/2015
	OT29-SO-J09A1-15-0001	SOIL	N	16 Days - A	12/8/2015	12/24/2015	12/24/2015
	OT29-SO-J09A1-15-0405	SOIL	N	16 Days - A	12/8/2015	12/24/2015	12/24/2015
	OT29-SO-J09A1-15-0910	SOIL	N	16 Days - A	12/8/2015	12/24/2015	12/24/2015
	OT29-SO-J09A1-15-1415	SOIL	N	16 Days - A	12/8/2015	12/24/2015	12/24/2015
	OT29-SO-J09B2-02-0001	SOIL	N	15 Days - A	12/7/2015	12/22/2015	12/22/2015
	OT29-SO-J09B2-02-0405	SOIL	N	15 Days - A	12/7/2015	12/22/2015	12/22/2015
	OT29-SO-J09B2-02-0910	SOIL	N	15 Days - A	12/7/2015	12/22/2015	12/22/2015
	OT29-SO-J09B2-02-1415	SOIL	N	15 Days - A	12/7/2015	12/22/2015	12/22/2015
	OT29-SO-J09B2-04-0001	SOIL	N	15 Days - A	12/7/2015	12/22/2015	12/22/2015
	OT29-SO-J09B2-04-0405	SOIL	N	15 Days - A	12/7/2015	12/22/2015	12/22/2015
	OT29-SO-J09B2-04-0910	SOIL	N	15 Days - A	12/7/2015	12/22/2015	12/22/2015
	OT29-SO-J09B2-04-1415	SOIL	N	15 Days - A	12/7/2015	12/22/2015	12/22/2015

Table 4. Holding Times for Discrete Soil Samples for the Open Detonation Unit, Kirtland Air Force Base, December 2015

Method	Sample ID	Matrix	QA/QC Type	Holding time - Type*	Sample Date	Extract Date	Analysis Date
SW7471	OT29-SO-J09B2-06-0001	SOIL	N	15 Days - A	12/7/2015	12/22/2015	12/22/2015
	OT29-SO-J09B2-06-0405	SOIL	N	15 Days - A	12/7/2015	12/22/2015	12/22/2015
	OT29-SO-J09B2-06-0910	SOIL	N	15 Days - A	12/7/2015	12/22/2015	12/22/2015
	OT29-SO-J09B2-06-1415	SOIL	N	15 Days - A	12/7/2015	12/22/2015	12/22/2015
	OT29-SO-J09B2-08-0001	SOIL	N	15 Days - A	12/7/2015	12/22/2015	12/22/2015
	OT29-SO-J09B2-08-0405	SOIL	N	15 Days - A	12/7/2015	12/22/2015	12/22/2015
	OT29-SO-J09B2-08-0910	SOIL	N	15 Days - A	12/7/2015	12/22/2015	12/22/2015
	OT29-SO-J09B2-08-1415	SOIL	N	15 Days - A	12/7/2015	12/22/2015	12/22/2015
	OT29-SO-JO9A1-17-0001	SOIL	N	15 Days - A	12/9/2015	12/24/2015	12/24/2015
	OT29-SO-JO9A1-17-0405	SOIL	N	15 Days - A	12/9/2015	12/24/2015	12/24/2015
	OT29-SO-JO9A1-17-0910	SOIL	N	15 Days - A	12/9/2015	12/24/2015	12/24/2015
	OT29-SO-JO9A1-17-1415	SOIL	N	15 Days - A	12/9/2015	12/24/2015	12/24/2015
	OT29-SO-JO9A1-19-0001	SOIL	N	15 Days - A	12/9/2015	12/24/2015	12/24/2015
	OT29-SO-JO9A1-19-0405	SOIL	N	15 Days - A	12/9/2015	12/24/2015	12/24/2015
	OT29-SO-JO9A1-19-0910	SOIL	N	15 Days - A	12/9/2015	12/24/2015	12/24/2015
	OT29-SO-JO9A1-19-1415	SOIL	N	15 Days - A	12/9/2015	12/24/2015	12/24/2015
	OT29-SO-JO9A1-21-0001	SOIL	N	15 Days - A	12/9/2015	12/24/2015	12/24/2015
	OT29-SO-JO9A1-21-0405	SOIL	N	15 Days - A	12/9/2015	12/24/2015	12/24/2015
	OT29-SO-JO9A1-21-0910	SOIL	N	15 Days - A	12/9/2015	12/24/2015	12/24/2015
	OT29-SO-JO9A1-21-1415	SOIL	N	15 Days - A	12/9/2015	12/24/2015	12/24/2015
	OT29-SO-JO9B1-01-0001	SOIL	N	22 Days - A	12/9/2015	12/31/2015	12/31/2015
	OT29-SO-JO9B1-01-0405	SOIL	N	22 Days - A	12/9/2015	12/31/2015	12/31/2015
	OT29-SO-JO9B1-01-0910	SOIL	N	22 Days - A	12/9/2015	12/31/2015	12/31/2015
	OT29-SO-JO9B1-01-1415	SOIL	N	22 Days - A	12/9/2015	12/31/2015	12/31/2015
	OT29-SO-JO9B1-02-0001	SOIL	N	15 Days - A	12/9/2015	12/24/2015	12/24/2015
	OT29-SO-JO9B1-02-0405	SOIL	N	15 Days - A	12/9/2015	12/24/2015	12/24/2015
	OT29-SO-JO9B1-02-0910	SOIL	N	15 Days - A	12/9/2015	12/24/2015	12/24/2015
	OT29-SO-JO9B1-02-1415	SOIL	N	15 Days - A	12/9/2015	12/24/2015	12/24/2015
	OT29-SO-JO9B1-05-0001	SOIL	N	15 Days - A	12/9/2015	12/24/2015	12/24/2015
	OT29-SO-JO9B1-05-0405	SOIL	N	15 Days - A	12/9/2015	12/24/2015	12/24/2015
	OT29-SO-JO9B1-05-0910	SOIL	N	15 Days - A	12/9/2015	12/24/2015	12/24/2015
	OT29-SO-JO9B1-05-1415	SOIL	N	15 Days - A	12/9/2015	12/24/2015	12/24/2015
	OT29-SO-JO9B1-07-0001	SOIL	N	15 Days - A	12/9/2015	12/24/2015	12/24/2015
	OT29-SO-JO9B1-07-0405	SOIL	N	22 Days - A	12/9/2015	12/31/2015	12/31/2015
	OT29-SO-JO9B1-07-0910	SOIL	N	22 Days - A	12/9/2015	12/31/2015	12/31/2015

Table 4. Holding Times for Discrete Soil Samples for the Open Detonation Unit, Kirtland Air Force Base, December 2015

Method	Sample ID	Matrix	QA/QC Type	Holding time - Type*	Sample Date	Extract Date	Analysis Date
SW7471	OT29-SO-JO9B1-07-1415	SOIL	N	22 Days - A	12/9/2015	12/31/2015	12/31/2015
	OT29-SO-K09A2-01-0001	SOIL	N	15 Days - A	12/7/2015	12/22/2015	12/22/2015
	OT29-SO-K09A2-01-0405	SOIL	N	15 Days - A	12/7/2015	12/22/2015	12/22/2015
	OT29-SO-K09A2-01-0910	SOIL	N	15 Days - A	12/7/2015	12/22/2015	12/22/2015
	OT29-SO-K09A2-01-1415	SOIL	N	15 Days - A	12/7/2015	12/22/2015	12/22/2015
SW8260B	OT29-FD-H09B1-01-0001	SOIL	FD	3 Days - A	12/8/2015	12/11/2015	12/11/2015
	OT29-FD-J09A1-05-0001	SOIL	FD	3 Days - A	12/8/2015	12/11/2015	12/11/2015
	OT29-FD-J09B2-04-0001	SOIL	FD	3 Days - A	12/7/2015	12/8/2015	12/10/2015
	OT29-FD-JO9B1-01-0001	SOIL	FD	2 Days - E	12/9/2015	12/11/2015	12/22/2015
	OT29-SO-H09B1-01-0001	SOIL	N	3 Days - A	12/8/2015	12/11/2015	12/11/2015
	OT29-SO-H09B1-01-1415	SOIL	N	7 Days - A	12/8/2015	12/11/2015	12/15/2015
	OT29-SO-J09A1-02-0001	SOIL	N	3 Days - A	12/8/2015	12/11/2015	12/11/2015
	OT29-SO-J09A1-02-1415	SOIL	N	3 Days - A	12/8/2015	12/11/2015	12/11/2015
	OT29-SO-J09A1-04-0001	SOIL	N	3 Days - E	12/8/2015	12/11/2015	12/11/2015
	OT29-SO-J09A1-04-1415	SOIL	N	3 Days - E	12/8/2015	12/11/2015	12/11/2015
	OT29-SO-J09A1-05-0001	SOIL	N	3 Days - A	12/8/2015	12/11/2015	12/11/2015
	OT29-SO-J09A1-05-1415	SOIL	N	3 Days - A	12/8/2015	12/11/2015	12/11/2015
	OT29-SO-J09A1-07-0001	SOIL	N	3 Days - A	12/8/2015	12/11/2015	12/11/2015
	OT29-SO-J09A1-07-1415	SOIL	N	3 Days - A	12/8/2015	12/11/2015	12/11/2015
	OT29-SO-J09A1-09-0001	SOIL	N	3 Days - A	12/8/2015	12/11/2015	12/11/2015
	OT29-SO-J09A1-09-1415	SOIL	N	3 Days - A	12/8/2015	12/11/2015	12/11/2015
	OT29-SO-J09A1-11-0001	SOIL	N	7 Days - A	12/8/2015	12/11/2015	12/15/2015
	OT29-SO-J09A1-11-1415	SOIL	N	3 Days - E	12/8/2015	12/11/2015	12/11/2015
	OT29-SO-J09A1-15-0001	SOIL	N	9 Days - A	12/8/2015	12/11/2015	12/17/2015
	OT29-SO-J09A1-15-1415	SOIL	N	3 Days - E	12/8/2015	12/11/2015	12/17/2015
	OT29-SO-J09B2-02-0001	SOIL	N	2 Days - A	12/7/2015	12/8/2015	12/9/2015
	OT29-SO-J09B2-02-1415	SOIL	N	3 Days - A	12/7/2015	12/8/2015	12/10/2015
	OT29-SO-J09B2-04-0001	SOIL	N	3 Days - A	12/7/2015	12/8/2015	12/10/2015
	OT29-SO-J09B2-04-1415	SOIL	N	3 Days - A	12/7/2015	12/8/2015	12/10/2015
	OT29-SO-J09B2-06-0001	SOIL	N	2 Days - A	12/7/2015	12/8/2015	12/9/2015
	OT29-SO-J09B2-06-1415	SOIL	N	2 Days - A	12/7/2015	12/8/2015	12/9/2015
	OT29-SO-J09B2-08-0001	SOIL	N	3 Days - A	12/7/2015	12/8/2015	12/10/2015
	OT29-SO-J09B2-08-1415	SOIL	N	1 Days - E	12/7/2015	12/8/2015	12/10/2015
	OT29-SO-JO9A1-17-0001	SOIL	N	8 Days - A	12/9/2015	12/11/2015	12/17/2015
	OT29-SO-JO9A1-17-1415	SOIL	N	2 Days - E	12/9/2015	12/11/2015	12/17/2015

Table 4. Holding Times for Discrete Soil Samples for the Open Detonation Unit, Kirtland Air Force Base, December 2015

Method	Sample ID	Matrix	QA/QC Type	Holding time - Type*	Sample Date	Extract Date	Analysis Date
SW8260B	OT29-SO-JO9A1-19-0001	SOIL	N	8 Days - A	12/9/2015	12/11/2015	12/17/2015
	OT29-SO-JO9A1-19-1415	SOIL	N	2 Days - E	12/9/2015	12/11/2015	12/17/2015
	OT29-SO-JO9A1-21-0001	SOIL	N	12 Days - A	12/9/2015	12/11/2015	12/21/2015
	OT29-SO-JO9A1-21-1415	SOIL	N	2 Days - E	12/9/2015	12/11/2015	12/17/2015
	OT29-SO-JO9B1-01-0001	SOIL	N	2 Days - E	12/9/2015	12/11/2015	12/22/2015
	OT29-SO-JO9B1-01-1415	SOIL	N	2 Days - E	12/9/2015	12/11/2015	12/22/2015
	OT29-SO-JO9B1-02-0001	SOIL	N	8 Days - A	12/9/2015	12/11/2015	12/17/2015
	OT29-SO-JO9B1-02-1415	SOIL	N	2 Days - E	12/9/2015	12/11/2015	12/17/2015
	OT29-SO-JO9B1-05-0001	SOIL	N	2 Days - E	12/9/2015	12/11/2015	12/17/2015
	OT29-SO-JO9B1-05-1415	SOIL	N	8 Days - A	12/9/2015	12/11/2015	12/17/2015
	OT29-SO-JO9B1-07-0001	SOIL	N	2 Days - E	12/9/2015	12/11/2015	12/21/2015
	OT29-SO-JO9B1-07-1415	SOIL	N	12 Days - A	12/9/2015	12/11/2015	12/21/2015
	OT29-SO-K09A2-01-0001	SOIL	N	1 Days - E	12/7/2015	12/8/2015	12/9/2015
	OT29-SO-K09A2-01-1415	SOIL	N	1 Days - E	12/7/2015	12/8/2015	12/10/2015
SW8270C	OT29-FD-H09B1-01-0001	SOIL	FD	6 Days - E	12/8/2015	12/14/2015	12/18/2015
	OT29-FD-J09A1-05-0001	SOIL	FD	13 Days - E	12/8/2015	12/21/2015	12/23/2015
	OT29-FD-J09A1-05-0001	SOIL	FD	6 Days - E	12/8/2015	12/14/2015	12/24/2015
	OT29-FD-JO9B1-01-0001	SOIL	FD	6 Days - E	12/9/2015	12/15/2015	12/22/2015
	OT29-SO-H09B1-01-0001	SOIL	N	13 Days - E	12/8/2015	12/21/2015	12/23/2015
	OT29-SO-H09B1-01-0001	SOIL	N	6 Days - E	12/8/2015	12/14/2015	12/18/2015
	OT29-SO-H09B1-01-1415	SOIL	N	6 Days - E	12/8/2015	12/14/2015	12/18/2015
	OT29-SO-J09A1-02-0001	SOIL	N	13 Days - E	12/8/2015	12/21/2015	12/23/2015
	OT29-SO-J09A1-02-1415	SOIL	N	13 Days - E	12/8/2015	12/21/2015	12/23/2015
	OT29-SO-J09A1-04-0001	SOIL	N	7 Days - E	12/8/2015	12/15/2015	12/22/2015
	OT29-SO-J09A1-04-1415	SOIL	N	6 Days - E	12/8/2015	12/14/2015	12/17/2015
	OT29-SO-J09A1-04-1415	SOIL	N	13 Days - E	12/8/2015	12/21/2015	12/23/2015
	OT29-SO-J09A1-05-0001	SOIL	N	13 Days - E	12/8/2015	12/21/2015	12/23/2015
	OT29-SO-J09A1-05-0001	SOIL	N	6 Days - E	12/8/2015	12/14/2015	12/17/2015
	OT29-SO-J09A1-05-1415	SOIL	N	13 Days - E	12/8/2015	12/21/2015	12/23/2015
	OT29-SO-J09A1-05-1415	SOIL	N	6 Days - E	12/8/2015	12/14/2015	12/18/2015
	OT29-SO-J09A1-07-0001	SOIL	N	6 Days - E	12/8/2015	12/14/2015	12/29/2015
	OT29-SO-J09A1-07-0001	SOIL	N	13 Days - E	12/8/2015	12/21/2015	12/24/2015
	OT29-SO-J09A1-07-1415	SOIL	N	13 Days - E	12/8/2015	12/21/2015	12/23/2015
	OT29-SO-J09A1-09-0001	SOIL	N	6 Days - E	12/8/2015	12/14/2015	12/18/2015
	OT29-SO-J09A1-09-0001	SOIL	N	13 Days - E	12/8/2015	12/21/2015	12/23/2015

Table 4. Holding Times for Discrete Soil Samples for the Open Detonation Unit, Kirtland Air Force Base, December 2015

Method	Sample ID	Matrix	QA/QC Type	Holding time - Type*	Sample Date	Extract Date	Analysis Date
SW8270C	OT29-SO-J09A1-09-1415	SOIL	N	13 Days - E	12/8/2015	12/21/2015	12/24/2015
	OT29-SO-J09A1-11-0001	SOIL	N	16 Days - E	12/8/2015	12/24/2015	12/29/2015
	OT29-SO-J09A1-11-0001	SOIL	N	13 Days - E	12/8/2015	12/21/2015	12/23/2015
	OT29-SO-J09A1-11-1415	SOIL	N	6 Days - E	12/8/2015	12/14/2015	12/17/2015
	OT29-SO-J09A1-15-0001	SOIL	N	16 Days - E	12/8/2015	12/24/2015	12/29/2015
	OT29-SO-J09A1-15-0001	SOIL	N	6 Days - E	12/8/2015	12/14/2015	12/18/2015
	OT29-SO-J09A1-15-1415	SOIL	N	13 Days - E	12/8/2015	12/21/2015	12/24/2015
	OT29-SO-JO9A1-17-0001	SOIL	N	6 Days - E	12/9/2015	12/15/2015	12/21/2015
	OT29-SO-JO9A1-17-1415	SOIL	N	6 Days - E	12/9/2015	12/15/2015	12/21/2015
	OT29-SO-JO9A1-19-0001	SOIL	N	6 Days - E	12/9/2015	12/15/2015	12/21/2015
	OT29-SO-JO9A1-19-1415	SOIL	N	6 Days - E	12/9/2015	12/15/2015	12/21/2015
	OT29-SO-JO9A1-21-0001	SOIL	N	6 Days - E	12/9/2015	12/15/2015	12/21/2015
	OT29-SO-JO9A1-21-1415	SOIL	N	6 Days - E	12/9/2015	12/15/2015	12/21/2015
	OT29-SO-JO9B1-01-0001	SOIL	N	6 Days - E	12/9/2015	12/15/2015	12/22/2015
	OT29-SO-JO9B1-01-1415	SOIL	N	6 Days - E	12/9/2015	12/15/2015	12/22/2015
	OT29-SO-JO9B1-02-0001	SOIL	N	6 Days - E	12/9/2015	12/15/2015	12/21/2015
	OT29-SO-JO9B1-02-1415	SOIL	N	6 Days - E	12/9/2015	12/15/2015	12/21/2015
	OT29-SO-JO9B1-05-0001	SOIL	N	6 Days - E	12/9/2015	12/15/2015	12/21/2015
	OT29-SO-JO9B1-05-1415	SOIL	N	6 Days - E	12/9/2015	12/15/2015	12/23/2015
	OT29-SO-JO9B1-07-0001	SOIL	N	6 Days - E	12/9/2015	12/15/2015	12/22/2015
	OT29-SO-JO9B1-07-1415	SOIL	N	6 Days - E	12/9/2015	12/15/2015	12/22/2015
	OT29-FD-J09B2-04-0001	SOIL	FD	7 Days - E	12/7/2015	12/14/2015	12/21/2015
	OT29-FD-J09B2-04-0001	SOIL	FD	7 Days - E	12/7/2015	12/14/2015	12/17/2015
	OT29-SO-J09B2-02-0001	SOIL	N	14 Days - E	12/7/2015	12/21/2015	12/23/2015
	OT29-SO-J09B2-02-1415	SOIL	N	7 Days - E	12/7/2015	12/14/2015	12/17/2015
	OT29-SO-J09B2-04-0001	SOIL	N	7 Days - E	12/7/2015	12/14/2015	12/17/2015
	OT29-SO-J09B2-04-1415	SOIL	N	7 Days - E	12/7/2015	12/14/2015	12/17/2015
	OT29-SO-J09B2-04-1415	SOIL	N	7 Days - E	12/7/2015	12/14/2015	12/18/2015
	OT29-SO-J09B2-06-0001	SOIL	N	7 Days - E	12/7/2015	12/14/2015	12/17/2015
	OT29-SO-J09B2-06-1415	SOIL	N	7 Days - E	12/7/2015	12/14/2015	12/17/2015
	OT29-SO-J09B2-08-0001	SOIL	N	14 Days - E	12/7/2015	12/21/2015	12/23/2015
	OT29-SO-J09B2-08-1415	SOIL	N	7 Days - E	12/7/2015	12/14/2015	12/17/2015
	OT29-SO-K09A2-01-0001	SOIL	N	7 Days - E	12/7/2015	12/14/2015	12/17/2015
	OT29-SO-K09A2-01-1415	SOIL	N	14 Days - E	12/7/2015	12/21/2015	12/23/2015
SW8290	OT29-FD-H09B1-01-0001	SOIL	FD	7 Days - E	12/8/2015	12/15/2015	12/23/2015

Table 4. Holding Times for Discrete Soil Samples for the Open Detonation Unit, Kirtland Air Force Base, December 2015

Method	Sample ID	Matrix	QA/QC Type	Holding time - Type*	Sample Date	Extract Date	Analysis Date
SW8290	OT29-FD-H09B1-01-0001	SOIL	FD	7 Days - E	12/8/2015	12/15/2015	12/19/2015
	OT29-FD-J09A1-05-0001	SOIL	FD	7 Days - E	12/8/2015	12/15/2015	12/18/2015
	OT29-FD-J09A1-05-0001	SOIL	FD	7 Days - E	12/8/2015	12/15/2015	12/23/2015
	OT29-FD-J09B2-02-0001	SOIL	FD	7 Days - E	12/7/2015	12/14/2015	12/19/2015
	OT29-FD-J09B2-02-0001	SOIL	FD	7 Days - E	12/7/2015	12/14/2015	12/22/2015
	OT29-FD-J09B2-04-0001	SOIL	FD	2 Days - E	12/7/2015	12/9/2015	12/17/2015
	OT29-FD-J09B2-04-0001	SOIL	FD	2 Days - E	12/7/2015	12/9/2015	12/18/2015
	OT29-FD-JO9B1-01-0001	SOIL	FD	8 Days - E	12/9/2015	12/17/2015	12/22/2015
	OT29-FD-K09A2-01-0405	SOIL	FD	2 Days - E	12/7/2015	12/9/2015	12/17/2015
	OT29-SO-H09B1-01-0001	SOIL	N	7 Days - E	12/8/2015	12/15/2015	12/19/2015
	OT29-SO-H09B1-01-0001	SOIL	N	7 Days - E	12/8/2015	12/15/2015	12/23/2015
	OT29-SO-H09B1-01-1415	SOIL	N	7 Days - E	12/8/2015	12/15/2015	12/19/2015
	OT29-SO-J09A1-02-0001	SOIL	N	7 Days - E	12/8/2015	12/15/2015	12/23/2015
	OT29-SO-J09A1-02-0001	SOIL	N	7 Days - E	12/8/2015	12/15/2015	12/18/2015
	OT29-SO-J09A1-02-1415	SOIL	N	7 Days - E	12/8/2015	12/15/2015	12/18/2015
	OT29-SO-J09A1-04-0001	SOIL	N	7 Days - E	12/8/2015	12/15/2015	12/18/2015
	OT29-SO-J09A1-04-1415	SOIL	N	7 Days - E	12/8/2015	12/15/2015	12/18/2015
	OT29-SO-J09A1-05-0001	SOIL	N	7 Days - E	12/8/2015	12/15/2015	12/23/2015
	OT29-SO-J09A1-05-0001	SOIL	N	7 Days - E	12/8/2015	12/15/2015	12/18/2015
	OT29-SO-J09A1-05-1415	SOIL	N	7 Days - E	12/8/2015	12/15/2015	12/18/2015
	OT29-SO-J09A1-07-0001	SOIL	N	7 Days - E	12/8/2015	12/15/2015	12/22/2015
	OT29-SO-J09A1-07-0001	SOIL	N	7 Days - E	12/8/2015	12/15/2015	12/18/2015
	OT29-SO-J09A1-07-1415	SOIL	N	7 Days - E	12/8/2015	12/15/2015	12/18/2015
	OT29-SO-J09A1-09-0001	SOIL	N	7 Days - E	12/8/2015	12/15/2015	12/18/2015
	OT29-SO-J09A1-09-0001	SOIL	N	7 Days - E	12/8/2015	12/15/2015	12/23/2015
	OT29-SO-J09A1-09-1415	SOIL	N	7 Days - E	12/8/2015	12/15/2015	12/18/2015
	OT29-SO-J09A1-11-0001	SOIL	N	7 Days - E	12/8/2015	12/15/2015	12/22/2015
	OT29-SO-J09A1-11-0001	SOIL	N	7 Days - E	12/8/2015	12/15/2015	12/18/2015
	OT29-SO-J09A1-11-1415	SOIL	N	7 Days - E	12/8/2015	12/15/2015	12/18/2015
	OT29-SO-J09A1-15-0001	SOIL	N	7 Days - E	12/8/2015	12/15/2015	12/19/2015
	OT29-SO-J09A1-15-0001	SOIL	N	7 Days - E	12/8/2015	12/15/2015	12/23/2015
	OT29-SO-J09A1-15-1415	SOIL	N	7 Days - E	12/8/2015	12/15/2015	12/19/2015
	OT29-SO-J09B2-02-0001	SOIL	N	7 Days - E	12/7/2015	12/14/2015	12/22/2015
	OT29-SO-J09B2-02-0001	SOIL	N	7 Days - E	12/7/2015	12/14/2015	12/19/2015
	OT29-SO-J09B2-02-0405	SOIL	N	7 Days - E	12/7/2015	12/14/2015	12/19/2015

Table 4. Holding Times for Discrete Soil Samples for the Open Detonation Unit, Kirtland Air Force Base, December 2015

Method	Sample ID	Matrix	QA/QC Type	Holding time - Type*	Sample Date	Extract Date	Analysis Date
SW8290	OT29-SO-J09B2-02-0405	SOIL	N	7 Days - E	12/7/2015	12/14/2015	12/22/2015
	OT29-SO-J09B2-02-0910	SOIL	N	7 Days - E	12/7/2015	12/14/2015	12/19/2015
	OT29-SO-J09B2-02-0910	SOIL	N	7 Days - E	12/7/2015	12/14/2015	12/22/2015
	OT29-SO-J09B2-02-1415	SOIL	N	7 Days - E	12/7/2015	12/14/2015	12/19/2015
	OT29-SO-J09B2-04-0001	SOIL	N	2 Days - E	12/7/2015	12/9/2015	12/17/2015
	OT29-SO-J09B2-04-0001	SOIL	N	2 Days - E	12/7/2015	12/9/2015	12/18/2015
	OT29-SO-J09B2-04-0405	SOIL	N	2 Days - E	12/7/2015	12/9/2015	12/17/2015
	OT29-SO-J09B2-04-0405	SOIL	N	2 Days - E	12/7/2015	12/9/2015	12/18/2015
	OT29-SO-J09B2-04-0910	SOIL	N	2 Days - E	12/7/2015	12/9/2015	12/17/2015
	OT29-SO-J09B2-04-1415	SOIL	N	2 Days - E	12/7/2015	12/9/2015	12/17/2015
	OT29-SO-J09B2-06-0001	SOIL	N	2 Days - E	12/7/2015	12/9/2015	12/18/2015
	OT29-SO-J09B2-06-0001	SOIL	N	2 Days - E	12/7/2015	12/9/2015	12/17/2015
	OT29-SO-J09B2-06-0405	SOIL	N	2 Days - E	12/7/2015	12/9/2015	12/17/2015
	OT29-SO-J09B2-06-0405	SOIL	N	2 Days - E	12/7/2015	12/9/2015	12/19/2015
	OT29-SO-J09B2-06-0910	SOIL	N	2 Days - E	12/7/2015	12/9/2015	12/17/2015
	OT29-SO-J09B2-06-0910	SOIL	N	2 Days - E	12/7/2015	12/9/2015	12/19/2015
	OT29-SO-J09B2-06-1415	SOIL	N	2 Days - E	12/7/2015	12/9/2015	12/19/2015
	OT29-SO-J09B2-08-0001	SOIL	N	7 Days - E	12/7/2015	12/14/2015	12/19/2015
	OT29-SO-J09B2-08-0001	SOIL	N	7 Days - E	12/7/2015	12/14/2015	12/22/2015
	OT29-SO-J09B2-08-0405	SOIL	N	7 Days - E	12/7/2015	12/14/2015	12/19/2015
	OT29-SO-J09B2-08-0405	SOIL	N	7 Days - E	12/7/2015	12/14/2015	12/22/2015
	OT29-SO-J09B2-08-0910	SOIL	N	7 Days - E	12/7/2015	12/14/2015	12/22/2015
	OT29-SO-J09B2-08-0910	SOIL	N	7 Days - E	12/7/2015	12/14/2015	12/19/2015
	OT29-SO-J09B2-08-1415	SOIL	N	7 Days - E	12/7/2015	12/14/2015	12/22/2015
	OT29-SO-J09B2-08-1415	SOIL	N	7 Days - E	12/7/2015	12/14/2015	12/19/2015
	OT29-SO-JO9A1-17-0001	SOIL	N	8 Days - E	12/9/2015	12/17/2015	12/22/2015
	OT29-SO-JO9A1-17-0001	SOIL	N	8 Days - E	12/9/2015	12/17/2015	12/23/2015
	OT29-SO-JO9A1-17-1415	SOIL	N	8 Days - E	12/9/2015	12/17/2015	12/22/2015
	OT29-SO-JO9A1-19-0001	SOIL	N	8 Days - E	12/9/2015	12/17/2015	12/21/2015
	OT29-SO-JO9A1-19-0001	SOIL	N	8 Days - E	12/9/2015	12/17/2015	12/23/2015
	OT29-SO-JO9A1-19-1415	SOIL	N	8 Days - E	12/9/2015	12/17/2015	12/21/2015
	OT29-SO-JO9A1-21-0001	SOIL	N	8 Days - E	12/9/2015	12/17/2015	12/21/2015
	OT29-SO-JO9A1-21-1415	SOIL	N	8 Days - E	12/9/2015	12/17/2015	12/22/2015
	OT29-SO-JO9B1-01-0001	SOIL	N	8 Days - E	12/9/2015	12/17/2015	12/22/2015
	OT29-SO-JO9B1-01-1415	SOIL	N	8 Days - E	12/9/2015	12/17/2015	12/23/2015

Table 4. Holding Times for Discrete Soil Samples for the Open Detonation Unit, Kirtland Air Force Base, December 2015

Method	Sample ID	Matrix	QA/QC Type	Holding time - Type*	Sample Date	Extract Date	Analysis Date
SW8290	OT29-SO-JO9B1-02-0001	SOIL	N	8 Days - E	12/9/2015	12/17/2015	12/23/2015
	OT29-SO-JO9B1-02-0001	SOIL	N	8 Days - E	12/9/2015	12/17/2015	12/22/2015
	OT29-SO-JO9B1-02-1415	SOIL	N	8 Days - E	12/9/2015	12/17/2015	12/22/2015
	OT29-SO-JO9B1-05-0001	SOIL	N	8 Days - E	12/9/2015	12/17/2015	12/22/2015
	OT29-SO-JO9B1-05-0001	SOIL	N	8 Days - E	12/9/2015	12/17/2015	12/23/2015
	OT29-SO-JO9B1-05-1415	SOIL	N	8 Days - E	12/9/2015	12/17/2015	12/22/2015
	OT29-SO-JO9B1-07-0001	SOIL	N	8 Days - E	12/9/2015	12/17/2015	12/22/2015
	OT29-SO-JO9B1-07-0001	SOIL	N	8 Days - E	12/9/2015	12/17/2015	12/23/2015
	OT29-SO-JO9B1-07-1415	SOIL	N	8 Days - E	12/9/2015	12/17/2015	12/22/2015
	OT29-SO-K09A2-01-0001	SOIL	N	2 Days - E	12/7/2015	12/9/2015	12/17/2015
	OT29-SO-K09A2-01-0001	SOIL	N	2 Days - E	12/7/2015	12/9/2015	12/17/2015
	OT29-SO-K09A2-01-0405	SOIL	N	2 Days - E	12/7/2015	12/9/2015	12/17/2015
	OT29-SO-K09A2-01-0405	SOIL	N	2 Days - E	12/7/2015	12/9/2015	12/17/2015
	OT29-SO-K09A2-01-0910	SOIL	N	2 Days - E	12/7/2015	12/9/2015	12/17/2015
	OT29-SO-K09A2-01-1415	SOIL	N	2 Days - E	12/7/2015	12/9/2015	12/17/2015
SW8330B	OT29-FD-H09B1-01-0001	SOIL	FD	9 Days - E	12/8/2015	12/17/2015	12/22/2015
	OT29-FD-J09A1-05-0001	SOIL	FD	9 Days - E	12/8/2015	12/17/2015	12/21/2015
	OT29-FD-J09A1-07-0405	SOIL	FD	8 Days - E	12/8/2015	12/16/2015	12/19/2015
	OT29-FD-J09A1-15-0001	SOIL	FD	9 Days - E	12/8/2015	12/17/2015	12/22/2015
	OT29-FD-J09B2-02-0001	SOIL	FD	8 Days - E	12/7/2015	12/15/2015	12/19/2015
	OT29-FD-J09B2-04-0001	SOIL	FD	8 Days - E	12/7/2015	12/15/2015	12/18/2015
	OT29-FD-JO9A1-17-0405	SOIL	FD	8 Days - E	12/9/2015	12/17/2015	12/22/2015
	OT29-FD-JO9B1-01-0001	SOIL	FD	8 Days - E	12/9/2015	12/17/2015	12/23/2015
	OT29-FD-K09A2-01-0405	SOIL	FD	8 Days - E	12/7/2015	12/15/2015	12/18/2015
	OT29-SO-H09B1-01-0001	SOIL	N	9 Days - E	12/8/2015	12/17/2015	12/22/2015
	OT29-SO-H09B1-01-0405	SOIL	N	9 Days - E	12/8/2015	12/17/2015	12/22/2015
	OT29-SO-H09B1-01-0910	SOIL	N	9 Days - E	12/8/2015	12/17/2015	12/22/2015
	OT29-SO-H09B1-01-1415	SOIL	N	9 Days - E	12/8/2015	12/17/2015	12/22/2015
	OT29-SO-J09A1-02-0001	SOIL	N	8 Days - E	12/8/2015	12/16/2015	12/20/2015
	OT29-SO-J09A1-02-0405	SOIL	N	8 Days - E	12/8/2015	12/16/2015	12/20/2015
	OT29-SO-J09A1-02-0910	SOIL	N	8 Days - E	12/8/2015	12/16/2015	12/20/2015
	OT29-SO-J09A1-02-1415	SOIL	N	8 Days - E	12/8/2015	12/16/2015	12/20/2015
	OT29-SO-J09A1-04-0001	SOIL	N	8 Days - E	12/8/2015	12/16/2015	12/19/2015
	OT29-SO-J09A1-04-0405	SOIL	N	8 Days - E	12/8/2015	12/16/2015	12/19/2015
	OT29-SO-J09A1-04-0910	SOIL	N	8 Days - E	12/8/2015	12/16/2015	12/19/2015

Table 4. Holding Times for Discrete Soil Samples for the Open Detonation Unit, Kirtland Air Force Base, December 2015

Method	Sample ID	Matrix	QA/QC Type	Holding time - Type*	Sample Date	Extract Date	Analysis Date
SW8330B	OT29-SO-J09A1-04-1415	SOIL	N	8 Days - E	12/8/2015	12/16/2015	12/19/2015
	OT29-SO-J09A1-05-0001	SOIL	N	8 Days - E	12/8/2015	12/16/2015	12/20/2015
	OT29-SO-J09A1-05-0409	SOIL	N	9 Days - E	12/8/2015	12/17/2015	12/21/2015
	OT29-SO-J09A1-05-0910	SOIL	N	9 Days - E	12/8/2015	12/17/2015	12/21/2015
	OT29-SO-J09A1-05-1415	SOIL	N	9 Days - E	12/8/2015	12/17/2015	12/21/2015
	OT29-SO-J09A1-07-0001	SOIL	N	8 Days - E	12/8/2015	12/16/2015	12/19/2015
	OT29-SO-J09A1-07-0405	SOIL	N	8 Days - E	12/8/2015	12/16/2015	12/19/2015
	OT29-SO-J09A1-07-0910	SOIL	N	8 Days - E	12/8/2015	12/16/2015	12/19/2015
	OT29-SO-J09A1-07-1415	SOIL	N	8 Days - E	12/8/2015	12/16/2015	12/20/2015
	OT29-SO-J09A1-09-0001	SOIL	N	9 Days - E	12/8/2015	12/17/2015	12/21/2015
	OT29-SO-J09A1-09-0405	SOIL	N	9 Days - E	12/8/2015	12/17/2015	12/21/2015
	OT29-SO-J09A1-09-0910	SOIL	N	9 Days - E	12/8/2015	12/17/2015	12/22/2015
	OT29-SO-J09A1-09-1415	SOIL	N	9 Days - E	12/8/2015	12/17/2015	12/22/2015
	OT29-SO-J09A1-11-0001	SOIL	N	8 Days - E	12/8/2015	12/16/2015	12/20/2015
	OT29-SO-J09A1-11-0405	SOIL	N	8 Days - E	12/8/2015	12/16/2015	12/20/2015
	OT29-SO-J09A1-11-0910	SOIL	N	8 Days - E	12/8/2015	12/16/2015	12/20/2015
	OT29-SO-J09A1-11-1415	SOIL	N	8 Days - E	12/8/2015	12/16/2015	12/20/2015
	OT29-SO-J09A1-15-0001	SOIL	N	9 Days - E	12/8/2015	12/17/2015	12/22/2015
	OT29-SO-J09A1-15-0405	SOIL	N	9 Days - E	12/8/2015	12/17/2015	12/22/2015
	OT29-SO-J09A1-15-0910	SOIL	N	9 Days - E	12/8/2015	12/17/2015	12/22/2015
	OT29-SO-J09A1-15-1415	SOIL	N	9 Days - E	12/8/2015	12/17/2015	12/22/2015
	OT29-SO-J09B2-02-0001	SOIL	N	8 Days - E	12/7/2015	12/15/2015	12/19/2015
	OT29-SO-J09B2-02-0405	SOIL	N	8 Days - E	12/7/2015	12/15/2015	12/19/2015
	OT29-SO-J09B2-02-0910	SOIL	N	8 Days - E	12/7/2015	12/15/2015	12/19/2015
	OT29-SO-J09B2-02-1415	SOIL	N	8 Days - E	12/7/2015	12/15/2015	12/19/2015
	OT29-SO-J09B2-04-0001	SOIL	N	8 Days - E	12/7/2015	12/15/2015	12/18/2015
	OT29-SO-J09B2-04-0405	SOIL	N	8 Days - E	12/7/2015	12/15/2015	12/18/2015
	OT29-SO-J09B2-04-0910	SOIL	N	8 Days - E	12/7/2015	12/15/2015	12/18/2015
	OT29-SO-J09B2-04-1415	SOIL	N	8 Days - E	12/7/2015	12/15/2015	12/18/2015
	OT29-SO-J09B2-06-0001	SOIL	N	8 Days - E	12/7/2015	12/15/2015	12/19/2015
	OT29-SO-J09B2-06-0405	SOIL	N	8 Days - E	12/7/2015	12/15/2015	12/19/2015
	OT29-SO-J09B2-06-0910	SOIL	N	8 Days - E	12/7/2015	12/15/2015	12/19/2015
	OT29-SO-J09B2-06-1415	SOIL	N	8 Days - E	12/7/2015	12/15/2015	12/19/2015
	OT29-SO-J09B2-08-0001	SOIL	N	8 Days - E	12/7/2015	12/15/2015	12/19/2015
	OT29-SO-J09B2-08-0405	SOIL	N	8 Days - E	12/7/2015	12/15/2015	12/19/2015

Table 4. Holding Times for Discrete Soil Samples for the Open Detonation Unit, Kirtland Air Force Base, December 2015

Method	Sample ID	Matrix	QA/QC Type	Holding time - Type*	Sample Date	Extract Date	Analysis Date
SW8330B	OT29-SO-J09B2-08-0405	SOIL	N	8 Days - E	12/7/2015	12/15/2015	12/21/2015
	OT29-SO-J09B2-08-0910	SOIL	N	8 Days - E	12/7/2015	12/15/2015	12/19/2015
	OT29-SO-J09B2-08-1415	SOIL	N	8 Days - E	12/7/2015	12/15/2015	12/19/2015
	OT29-SO-JO9A1-17-0001	SOIL	N	8 Days - E	12/9/2015	12/17/2015	12/22/2015
	OT29-SO-JO9A1-17-0405	SOIL	N	8 Days - E	12/9/2015	12/17/2015	12/22/2015
	OT29-SO-JO9A1-17-0910	SOIL	N	8 Days - E	12/9/2015	12/17/2015	12/22/2015
	OT29-SO-JO9A1-17-1415	SOIL	N	8 Days - E	12/9/2015	12/17/2015	12/22/2015
	OT29-SO-JO9A1-19-0001	SOIL	N	8 Days - E	12/9/2015	12/17/2015	12/22/2015
	OT29-SO-JO9A1-19-0405	SOIL	N	8 Days - E	12/9/2015	12/17/2015	12/22/2015
	OT29-SO-JO9A1-19-0910	SOIL	N	8 Days - E	12/9/2015	12/17/2015	12/22/2015
	OT29-SO-JO9A1-19-1415	SOIL	N	8 Days - E	12/9/2015	12/17/2015	12/22/2015
	OT29-SO-JO9A1-21-0001	SOIL	N	8 Days - E	12/9/2015	12/17/2015	12/22/2015
	OT29-SO-JO9A1-21-0405	SOIL	N	8 Days - E	12/9/2015	12/17/2015	12/22/2015
	OT29-SO-JO9A1-21-0910	SOIL	N	8 Days - E	12/9/2015	12/17/2015	12/22/2015
	OT29-SO-JO9A1-21-1415	SOIL	N	8 Days - E	12/9/2015	12/17/2015	12/22/2015
	OT29-SO-JO9B1-01-0001	SOIL	N	8 Days - E	12/9/2015	12/17/2015	12/23/2015
	OT29-SO-JO9B1-01-0405	SOIL	N	8 Days - E	12/9/2015	12/17/2015	12/23/2015
	OT29-SO-JO9B1-01-0405	SOIL	N	8 Days - E	12/9/2015	12/17/2015	12/23/2015
	OT29-SO-JO9B1-01-0910	SOIL	N	8 Days - E	12/9/2015	12/17/2015	12/23/2015
	OT29-SO-JO9B1-01-1415	SOIL	N	8 Days - E	12/9/2015	12/17/2015	12/23/2015
	OT29-SO-JO9B1-02-0001	SOIL	N	8 Days - E	12/9/2015	12/17/2015	12/22/2015
	OT29-SO-JO9B1-02-0405	SOIL	N	8 Days - E	12/9/2015	12/17/2015	12/23/2015
	OT29-SO-JO9B1-02-0910	SOIL	N	8 Days - E	12/9/2015	12/17/2015	12/23/2015
	OT29-SO-JO9B1-02-1415	SOIL	N	8 Days - E	12/9/2015	12/17/2015	12/23/2015
	OT29-SO-JO9B1-05-0001	SOIL	N	8 Days - E	12/9/2015	12/17/2015	12/23/2015
	OT29-SO-JO9B1-05-0405	SOIL	N	8 Days - E	12/9/2015	12/17/2015	12/23/2015
	OT29-SO-JO9B1-05-0910	SOIL	N	8 Days - E	12/9/2015	12/17/2015	12/23/2015
	OT29-SO-JO9B1-05-1415	SOIL	N	8 Days - E	12/9/2015	12/17/2015	12/23/2015
	OT29-SO-JO9B1-07-0001	SOIL	N	8 Days - E	12/9/2015	12/17/2015	12/23/2015
	OT29-SO-JO9B1-07-0405	SOIL	N	8 Days - E	12/9/2015	12/17/2015	12/23/2015
	OT29-SO-JO9B1-07-0910	SOIL	N	8 Days - E	12/9/2015	12/17/2015	12/23/2015
	OT29-SO-JO9B1-07-1415	SOIL	N	8 Days - E	12/9/2015	12/17/2015	12/23/2015
	OT29-SO-K09A2-01-0001	SOIL	N	8 Days - E	12/7/2015	12/15/2015	12/18/2015
	OT29-SO-K09A2-01-0405	SOIL	N	8 Days - E	12/7/2015	12/15/2015	12/18/2015
	OT29-SO-K09A2-01-0910	SOIL	N	8 Days - E	12/7/2015	12/15/2015	12/18/2015

Table 4. Holding Times for Discrete Soil Samples for the Open Detonation Unit, Kirtland Air Force Base, December 2015

Method	Sample ID	Matrix	QA/QC Type	Holding time - Type*	Sample Date	Extract Date	Analysis Date
SW8330B	OT29-SO-K09A2-01-1415	SOIL	N	8 Days - E	12/7/2015	12/15/2015	12/18/2015

* Holding Time - Type 'A' = Analysis holding time, 'E' = Extraction holding time

QA/QC Type

N = Normal Environmental Sample
FD = Field Duplicate

Table 5. Trip and Method Blank Data Summary for Discrete Soil Samples for the Open Detonation Unit, Kirtland Air Force Base, December 2015

Method	Blank ID	Matrix	Blank Type*	SDG	Analyte	Analysis Date	Result	DL	LOD	LOQ	Flag	Units
EPA 7580												
	480732	WATER	LB	1534261	White Phosphorus	12/21/2015	0.05	0.016	0.05	0.1	U	UG/L
	480732		LB	1534343	White Phosphorus	12/21/2015	0.05	0.016	0.05	0.1	U	UG/L
	481417	SOIL	LB	1534261	White Phosphorus	12/21/2015	0.5	0.15	0.5	1	U	UG/KG
	481684		LB	1534343	White Phosphorus	12/22/2015	0.5	0.15	0.5	1	U	UG/KG
	OT29-WW-Rinsate	WATER	EB	1534261	White Phosphorus	12/21/2015	0.05	0.016	0.05	0.1	U	UG/L
	OT29-WW-Rinsate2		EB	1534343	White Phosphorus	12/21/2015	0.05	0.016	0.05	0.1	U	UG/L
SW6020												
	MB 320-95823/1-A	SOIL	LB	320-16345-1	Antimony	12/29/2015	0.4	0.2	0.4	0.6	U	MG/KG
	MB 320-95823/1-A		LB	320-16371-1	Antimony	12/29/2015	0.4	0.2	0.4	0.6	U	MG/KG
	MB 320-95823/1-A		LB	320-16371-1	Arsenic	12/29/2015	0.3	0.15	0.3	0.5	U	MG/KG
	MB 320-95823/1-A		LB	320-16345-1	Arsenic	12/29/2015	0.3	0.15	0.3	0.5	U	MG/KG
	MB 320-95823/1-A		LB	320-16371-1	Barium	12/29/2015	0.2	0.1	0.2	0.3	U	MG/KG
	MB 320-95823/1-A		LB	320-16345-1	Barium	12/29/2015	0.2	0.1	0.2	0.3	U	MG/KG
	MB 320-95823/1-A		LB	320-16371-1	Beryllium	12/29/2015	0.05	0.02	0.05	0.1	U	MG/KG
	MB 320-95823/1-A		LB	320-16345-1	Beryllium	12/29/2015	0.05	0.02	0.05	0.1	U	MG/KG
	MB 320-95823/1-A		LB	320-16371-1	Cadmium	12/29/2015	0.1	0.05	0.1	0.15	U	MG/KG
	MB 320-95823/1-A		LB	320-16345-1	Cadmium	12/29/2015	0.1	0.05	0.1	0.15	U	MG/KG
	MB 320-95823/1-A		LB	320-16371-1	Chromium	12/29/2015	0.45	0.2	0.45	0.5	U	MG/KG
	MB 320-95823/1-A		LB	320-16345-1	Chromium	12/29/2015	0.45	0.2	0.45	0.5	U	MG/KG
	MB 320-95823/1-A		LB	320-16371-1	Cobalt	12/29/2015	0.2	0.1	0.2	0.3	U	MG/KG
	MB 320-95823/1-A		LB	320-16345-1	Cobalt	12/29/2015	0.2	0.1	0.2	0.3	U	MG/KG
	MB 320-95823/1-A		LB	320-16345-1	Copper	12/29/2015	0.3	0.15	0.3	0.5	U	MG/KG
	MB 320-95823/1-A		LB	320-16371-1	Copper	12/29/2015	0.3	0.15	0.3	0.5	U	MG/KG
	MB 320-95823/1-A		LB	320-16345-1	Lead	12/29/2015	0.12	0.06	0.12	0.2	U	MG/KG
	MB 320-95823/1-A		LB	320-16371-1	Lead	12/29/2015	0.12	0.06	0.12	0.2	U	MG/KG
	MB 320-95823/1-A		LB	320-16371-1	Nickel	12/29/2015	0.2	0.1	0.2	0.3	U	MG/KG
	MB 320-95823/1-A		LB	320-16345-1	Nickel	12/29/2015	0.2	0.1	0.2	0.3	U	MG/KG
	MB 320-95823/1-A		LB	320-16371-1	Selenium	12/29/2015	0.2	0.1	0.2	0.3	U	MG/KG
	MB 320-95823/1-A		LB	320-16345-1	Selenium	12/29/2015	0.2	0.1	0.2	0.3	U	MG/KG
	MB 320-95823/1-A		LB	320-16345-1	Silver	12/29/2015	0.06	0.03	0.06	0.1	U	MG/KG
	MB 320-95823/1-A		LB	320-16371-1	Silver	12/29/2015	0.06	0.03	0.06	0.1	U	MG/KG
	MB 320-95823/1-A		LB	320-16371-1	Thallium	12/29/2015	0.1	0.05	0.1	0.15	U	MG/KG
	MB 320-95823/1-A		LB	320-16345-1	Thallium	12/29/2015	0.1	0.05	0.1	0.15	U	MG/KG

Table 5. Trip and Method Blank Data Summary for Discrete Soil Samples for the Open Detonation Unit, Kirtland Air Force Base, December 2015

Method	Blank ID	Matrix	Blank Type*	SDG	Analyte	Analysis Date	Result	DL	LOD	LOQ	Flag	Units
SW6020												
	MB 320-95823/1-A	SOIL	LB	320-16345-1	Tin	12/29/2015	3	1.2	3	5	U	MG/KG
	MB 320-95823/1-A		LB	320-16371-1	Tin	12/29/2015	3	1.2	3	5	U	MG/KG
	MB 320-95823/1-A		LB	320-16371-1	Vanadium	12/29/2015	1.2	0.6	1.2	2	U	MG/KG
	MB 320-95823/1-A		LB	320-16345-1	Vanadium	12/29/2015	1.2	0.6	1.2	2	U	MG/KG
	MB 320-95823/1-A		LB	320-16371-1	Zinc	12/29/2015	1.2	0.6	1.2	2	U	MG/KG
	MB 320-95823/1-A		LB	320-16345-1	Zinc	12/29/2015	1.2	0.6	1.2	2	U	MG/KG
	MB 320-95824/1-A		LB	320-16345-1	Antimony	12/29/2015	0.4	0.2	0.4	0.6	U	MG/KG
	MB 320-95824/1-A		LB	320-16345-1	Arsenic	12/29/2015	0.3	0.15	0.3	0.5	U	MG/KG
	MB 320-95824/1-A		LB	320-16345-1	Barium	12/29/2015	0.2	0.1	0.2	0.3	U	MG/KG
	MB 320-95824/1-A		LB	320-16345-1	Beryllium	12/29/2015	0.05	0.02	0.05	0.1	U	MG/KG
	MB 320-95824/1-A		LB	320-16345-1	Cadmium	12/29/2015	0.1	0.05	0.1	0.15	U	MG/KG
	MB 320-95824/1-A		LB	320-16345-1	Chromium	12/29/2015	0.45	0.2	0.45	0.5	U	MG/KG
	MB 320-95824/1-A		LB	320-16345-1	Cobalt	12/29/2015	0.2	0.1	0.2	0.3	U	MG/KG
	MB 320-95824/1-A		LB	320-16345-1	Copper	12/29/2015	0.3	0.15	0.3	0.5	U	MG/KG
	MB 320-95824/1-A		LB	320-16345-1	Lead	12/29/2015	0.12	0.06	0.12	0.2	U	MG/KG
	MB 320-95824/1-A		LB	320-16345-1	Nickel	12/29/2015	0.2	0.1	0.2	0.3	U	MG/KG
	MB 320-95824/1-A		LB	320-16345-1	Selenium	12/29/2015	0.2	0.1	0.2	0.3	U	MG/KG
	MB 320-95824/1-A		LB	320-16345-1	Silver	12/29/2015	0.06	0.03	0.06	0.1	U	MG/KG
	MB 320-95824/1-A		LB	320-16345-1	Thallium	12/29/2015	0.1	0.05	0.1	0.15	U	MG/KG
	MB 320-95824/1-A		LB	320-16345-1	Tin	12/29/2015	3	1.2	3	5	U	MG/KG
	MB 320-95824/1-A		LB	320-16345-1	Vanadium	12/29/2015	1.2	0.6	1.2	2	U	MG/KG
	MB 320-95824/1-A		LB	320-16345-1	Zinc	12/29/2015	1.2	0.6	1.2	2	U	MG/KG
	MB 320-95987/1-A		LB	320-16371-1	Antimony	12/29/2015	0.4	0.2	0.4	0.6	U	MG/KG
	MB 320-95987/1-A		LB	320-16371-1	Arsenic	12/29/2015	0.3	0.15	0.3	0.5	U	MG/KG
	MB 320-95987/1-A		LB	320-16371-1	Barium	12/29/2015	0.2	0.1	0.2	0.3	U	MG/KG
	MB 320-95987/1-A		LB	320-16371-1	Beryllium	12/29/2015	0.05	0.02	0.05	0.1	U	MG/KG
	MB 320-95987/1-A		LB	320-16371-1	Cadmium	12/29/2015	0.1	0.05	0.1	0.15	U	MG/KG
	MB 320-95987/1-A		LB	320-16371-1	Chromium	12/29/2015	0.45	0.2	0.45	0.5	U	MG/KG
	MB 320-95987/1-A		LB	320-16371-1	Cobalt	12/29/2015	0.2	0.1	0.2	0.3	U	MG/KG
	MB 320-95987/1-A		LB	320-16371-1	Copper	12/29/2015	0.3	0.15	0.3	0.5	U	MG/KG
	MB 320-95987/1-A		LB	320-16371-1	Lead	12/29/2015	0.12	0.06	0.12	0.2	U	MG/KG
	MB 320-95987/1-A		LB	320-16371-1	Nickel	12/29/2015	0.2	0.1	0.2	0.3	U	MG/KG
	MB 320-95987/1-A		LB	320-16371-1	Selenium	12/29/2015	0.2	0.1	0.2	0.3	U	MG/KG

Table 5. Trip and Method Blank Data Summary for Discrete Soil Samples for the Open Detonation Unit, Kirtland Air Force Base, December 2015

Method	Blank ID	Matrix	Blank Type*	SDG	Analyte	Analysis Date	Result	DL	LOD	LOQ	Flag	Units
SW6020												
	MB 320-95987/1-A	SOIL	LB	320-16371-1	Silver	12/29/2015	0.06	0.03	0.06	0.1	U	MG/KG
	MB 320-95987/1-A		LB	320-16371-1	Thallium	12/29/2015	0.1	0.05	0.1	0.15	U	MG/KG
	MB 320-95987/1-A		LB	320-16371-1	Tin	12/29/2015	3	1.2	3	5	U	MG/KG
	MB 320-95987/1-A		LB	320-16371-1	Vanadium	12/29/2015	1.2	0.6	1.2	2	U	MG/KG
	MB 320-95987/1-A		LB	320-16371-1	Zinc	12/29/2015	1.2	0.6	1.2	2	U	MG/KG
	MB 320-96188/1-A		LB	320-16390-1	Antimony	12/30/2015	0.4	0.2	0.4	0.6	U	MG/KG
	MB 320-96188/1-A		LB	320-16371-1	Antimony	12/30/2015	0.4	0.2	0.4	0.6	U	MG/KG
	MB 320-96188/1-A		LB	320-16371-1	Arsenic	12/30/2015	0.3	0.15	0.3	0.5	U	MG/KG
	MB 320-96188/1-A		LB	320-16390-1	Arsenic	12/30/2015	0.3	0.15	0.3	0.5	U	MG/KG
	MB 320-96188/1-A		LB	320-16371-1	Barium	12/30/2015	0.2	0.1	0.2	0.3	U	MG/KG
	MB 320-96188/1-A		LB	320-16390-1	Barium	12/30/2015	0.2	0.1	0.2	0.3	U	MG/KG
	MB 320-96188/1-A		LB	320-16390-1	Beryllium	12/30/2015	0.05	0.02	0.05	0.1	U	MG/KG
	MB 320-96188/1-A		LB	320-16371-1	Beryllium	12/30/2015	0.05	0.02	0.05	0.1	U	MG/KG
	MB 320-96188/1-A		LB	320-16390-1	Cadmium	12/30/2015	0.1	0.05	0.1	0.15	U	MG/KG
	MB 320-96188/1-A		LB	320-16371-1	Cadmium	12/30/2015	0.1	0.05	0.1	0.15	U	MG/KG
	MB 320-96188/1-A		LB	320-16371-1	Chromium	12/30/2015	0.45	0.2	0.45	0.5	U	MG/KG
	MB 320-96188/1-A		LB	320-16390-1	Chromium	12/30/2015	0.45	0.2	0.45	0.5	U	MG/KG
	MB 320-96188/1-A		LB	320-16390-1	Cobalt	12/30/2015	0.2	0.1	0.2	0.3	U	MG/KG
	MB 320-96188/1-A		LB	320-16371-1	Cobalt	12/30/2015	0.2	0.1	0.2	0.3	U	MG/KG
	MB 320-96188/1-A		LB	320-16390-1	Copper	12/30/2015	0.3	0.15	0.3	0.5	U	MG/KG
	MB 320-96188/1-A		LB	320-16371-1	Copper	12/30/2015	0.3	0.15	0.3	0.5	U	MG/KG
	MB 320-96188/1-A		LB	320-16390-1	Lead	12/30/2015	0.12	0.06	0.12	0.2	U	MG/KG
	MB 320-96188/1-A		LB	320-16371-1	Lead	12/30/2015	0.12	0.06	0.12	0.2	U	MG/KG
	MB 320-96188/1-A		LB	320-16371-1	Nickel	12/30/2015	0.2	0.1	0.2	0.3	U	MG/KG
	MB 320-96188/1-A		LB	320-16390-1	Nickel	12/30/2015	0.2	0.1	0.2	0.3	U	MG/KG
	MB 320-96188/1-A		LB	320-16371-1	Selenium	12/30/2015	0.2	0.1	0.2	0.3	U	MG/KG
	MB 320-96188/1-A		LB	320-16390-1	Selenium	12/30/2015	0.2	0.1	0.2	0.3	U	MG/KG
	MB 320-96188/1-A		LB	320-16390-1	Silver	12/30/2015	0.06	0.03	0.06	0.1	U	MG/KG
	MB 320-96188/1-A		LB	320-16371-1	Silver	12/30/2015	0.06	0.03	0.06	0.1	U	MG/KG
	MB 320-96188/1-A		LB	320-16371-1	Thallium	12/30/2015	0.1	0.05	0.1	0.15	U	MG/KG
	MB 320-96188/1-A		LB	320-16390-1	Thallium	12/30/2015	0.1	0.05	0.1	0.15	U	MG/KG
	MB 320-96188/1-A		LB	320-16390-1	Tin	12/30/2015	3	1.2	3	5	U	MG/KG
	MB 320-96188/1-A		LB	320-16371-1	Tin	12/30/2015	3	1.2	3	5	U	MG/KG

Table 5. Trip and Method Blank Data Summary for Discrete Soil Samples for the Open Detonation Unit, Kirtland Air Force Base, December 2015

Method	Blank ID	Matrix	Blank Type*	SDG	Analyte	Analysis Date	Result	DL	LOD	LOQ	Flag	Units
SW6020												
	MB 320-96188/1-A	SOIL	LB	320-16371-1	Vanadium	12/30/2015	1.2	0.6	1.2	2	U	MG/KG
	MB 320-96188/1-A		LB	320-16390-1	Vanadium	12/30/2015	1.2	0.6	1.2	2	U	MG/KG
	MB 320-96188/1-A		LB	320-16390-1	Zinc	12/30/2015	1.2	0.6	1.2	2	U	MG/KG
	MB 320-96188/1-A		LB	320-16371-1	Zinc	12/30/2015	1.2	0.6	1.2	2	U	MG/KG
	MB 320-96189/1-A		LB	320-16390-1	Antimony	12/30/2015	0.4	0.2	0.4	0.6	U	MG/KG
	MB 320-96189/1-A		LB	320-16390-1	Arsenic	12/30/2015	0.3	0.15	0.3	0.5	U	MG/KG
	MB 320-96189/1-A		LB	320-16390-1	Barium	12/30/2015	0.2	0.1	0.2	0.3	U	MG/KG
	MB 320-96189/1-A		LB	320-16390-1	Beryllium	12/30/2015	0.05	0.02	0.05	0.1	U	MG/KG
	MB 320-96189/1-A		LB	320-16390-1	Cadmium	12/30/2015	0.1	0.05	0.1	0.15	U	MG/KG
	MB 320-96189/1-A		LB	320-16390-1	Chromium	12/30/2015	0.45	0.2	0.45	0.5	U	MG/KG
	MB 320-96189/1-A		LB	320-16390-1	Cobalt	12/30/2015	0.2	0.1	0.2	0.3	U	MG/KG
	MB 320-96189/1-A		LB	320-16390-1	Copper	12/30/2015	0.3	0.15	0.3	0.5	U	MG/KG
	MB 320-96189/1-A		LB	320-16390-1	Lead	12/30/2015	0.12	0.06	0.12	0.2	U	MG/KG
	MB 320-96189/1-A		LB	320-16390-1	Nickel	12/30/2015	0.2	0.1	0.2	0.3	U	MG/KG
	MB 320-96189/1-A		LB	320-16390-1	Selenium	12/30/2015	0.2	0.1	0.2	0.3	U	MG/KG
	MB 320-96189/1-A		LB	320-16390-1	Silver	12/30/2015	0.06	0.03	0.06	0.1	U	MG/KG
	MB 320-96189/1-A		LB	320-16390-1	Thallium	12/30/2015	0.1	0.05	0.1	0.15	U	MG/KG
	MB 320-96189/1-A		LB	320-16390-1	Tin	12/30/2015	3	1.2	3	5	U	MG/KG
	MB 320-96189/1-A		LB	320-16390-1	Vanadium	12/30/2015	1.2	0.6	1.2	2	U	MG/KG
	MB 320-96189/1-A		LB	320-16390-1	Zinc	12/30/2015	1.2	0.6	1.2	2	U	MG/KG
	MB 320-96190/1-A	WATER	LB	320-16390-1	Antimony	12/29/2015	0.004	0.002	0.004	0.006	U	MG/L
	MB 320-96190/1-A		LB	320-16371-1	Antimony	12/29/2015	0.004	0.002	0.004	0.006	U	MG/L
	MB 320-96190/1-A		LB	320-16345-1	Antimony	12/29/2015	0.004	0.002	0.004	0.006	U	MG/L
	MB 320-96190/1-A		LB	320-16345-1	Arsenic	12/29/2015	0.003	0.001	0.003	0.005	U	MG/L
	MB 320-96190/1-A		LB	320-16371-1	Arsenic	12/29/2015	0.003	0.001	0.003	0.005	U	MG/L
	MB 320-96190/1-A		LB	320-16390-1	Arsenic	12/29/2015	0.003	0.001	0.003	0.005	U	MG/L
	MB 320-96190/1-A		LB	320-16345-1	Barium	12/29/2015	0.002	0.0005	0.002	0.003	U	MG/L
	MB 320-96190/1-A		LB	320-16371-1	Barium	12/29/2015	0.002	0.0005	0.002	0.003	U	MG/L
	MB 320-96190/1-A		LB	320-16390-1	Barium	12/29/2015	0.002	0.0005	0.002	0.003	U	MG/L
	MB 320-96190/1-A		LB	320-16371-1	Beryllium	12/29/2015	0.0005	0.0002	0.0005	0.001	U	MG/L
	MB 320-96190/1-A		LB	320-16390-1	Beryllium	12/29/2015	0.0005	0.0002	0.0005	0.001	U	MG/L
	MB 320-96190/1-A		LB	320-16345-1	Beryllium	12/29/2015	0.0005	0.0002	0.0005	0.001	U	MG/L
	MB 320-96190/1-A		LB	320-16345-1	Cadmium	12/29/2015	0.001	0.0005	0.001	0.0015	U	MG/L

Table 5. Trip and Method Blank Data Summary for Discrete Soil Samples for the Open Detonation Unit, Kirtland Air Force Base, December 2015

Method	Blank ID	Matrix	Blank Type*	SDG	Analyte	Analysis Date	Result	DL	LOD	LOQ	Flag	Units
SW6020												
	MB 320-96190/1-A	WATER	LB	320-16371-1	Cadmium	12/29/2015	0.001	0.0005	0.001	0.0015	U	MG/L
	MB 320-96190/1-A		LB	320-16390-1	Cadmium	12/29/2015	0.001	0.0005	0.001	0.0015	U	MG/L
	MB 320-96190/1-A		LB	320-16390-1	Chromium	12/29/2015	0.0045	0.0015	0.0045	0.005	U	MG/L
	MB 320-96190/1-A		LB	320-16345-1	Chromium	12/29/2015	0.0045	0.0015	0.0045	0.005	U	MG/L
	MB 320-96190/1-A		LB	320-16371-1	Chromium	12/29/2015	0.0045	0.0015	0.0045	0.005	U	MG/L
	MB 320-96190/1-A		LB	320-16345-1	Cobalt	12/29/2015	0.002	0.001	0.002	0.003	U	MG/L
	MB 320-96190/1-A		LB	320-16371-1	Cobalt	12/29/2015	0.002	0.001	0.002	0.003	U	MG/L
	MB 320-96190/1-A		LB	320-16390-1	Cobalt	12/29/2015	0.002	0.001	0.002	0.003	U	MG/L
	MB 320-96190/1-A		LB	320-16371-1	Copper	12/29/2015	0.003	0.001	0.003	0.005	U	MG/L
	MB 320-96190/1-A		LB	320-16345-1	Copper	12/29/2015	0.003	0.001	0.003	0.005	U	MG/L
	MB 320-96190/1-A		LB	320-16390-1	Copper	12/29/2015	0.003	0.001	0.003	0.005	U	MG/L
	MB 320-96190/1-A		LB	320-16371-1	Lead	12/29/2015	0.0012	0.0006	0.0012	0.002	U	MG/L
	MB 320-96190/1-A		LB	320-16390-1	Lead	12/29/2015	0.0012	0.0006	0.0012	0.002	U	MG/L
	MB 320-96190/1-A		LB	320-16345-1	Lead	12/29/2015	0.0012	0.0006	0.0012	0.002	U	MG/L
	MB 320-96190/1-A		LB	320-16371-1	Nickel	12/29/2015	0.002	0.001	0.002	0.003	U	MG/L
	MB 320-96190/1-A		LB	320-16345-1	Nickel	12/29/2015	0.002	0.001	0.002	0.003	U	MG/L
	MB 320-96190/1-A		LB	320-16390-1	Nickel	12/29/2015	0.002	0.001	0.002	0.003	U	MG/L
	MB 320-96190/1-A		LB	320-16345-1	Selenium	12/29/2015	0.002	0.001	0.002	0.003	U	MG/L
	MB 320-96190/1-A		LB	320-16390-1	Selenium	12/29/2015	0.002	0.001	0.002	0.003	U	MG/L
	MB 320-96190/1-A		LB	320-16371-1	Selenium	12/29/2015	0.002	0.001	0.002	0.003	U	MG/L
	MB 320-96190/1-A		LB	320-16390-1	Silver	12/29/2015	0.0006	0.0003	0.0006	0.001	U	MG/L
	MB 320-96190/1-A		LB	320-16345-1	Silver	12/29/2015	0.0006	0.0003	0.0006	0.001	U	MG/L
	MB 320-96190/1-A		LB	320-16371-1	Silver	12/29/2015	0.0006	0.0003	0.0006	0.001	U	MG/L
	MB 320-96190/1-A		LB	320-16345-1	Thallium	12/29/2015	0.001	0.0005	0.001	0.0015	U	MG/L
	MB 320-96190/1-A		LB	320-16371-1	Thallium	12/29/2015	0.001	0.0005	0.001	0.0015	U	MG/L
	MB 320-96190/1-A		LB	320-16390-1	Thallium	12/29/2015	0.001	0.0005	0.001	0.0015	U	MG/L
	MB 320-96190/1-A		LB	320-16371-1	Tin	12/29/2015	0.03	0.012	0.03	0.05	U	MG/L
	MB 320-96190/1-A		LB	320-16345-1	Tin	12/29/2015	0.03	0.012	0.03	0.05	U	MG/L
	MB 320-96190/1-A		LB	320-16390-1	Tin	12/29/2015	0.03	0.012	0.03	0.05	U	MG/L
	MB 320-96190/1-A		LB	320-16345-1	Vanadium	12/29/2015	0.012	0.006	0.012	0.02	U	MG/L
	MB 320-96190/1-A		LB	320-16371-1	Vanadium	12/29/2015	0.012	0.006	0.012	0.02	U	MG/L
	MB 320-96190/1-A		LB	320-16390-1	Vanadium	12/29/2015	0.012	0.006	0.012	0.02	U	MG/L
	MB 320-96190/1-A		LB	320-16345-1	Zinc	12/29/2015	0.012	0.004	0.012	0.02	U	MG/L

Table 5. Trip and Method Blank Data Summary for Discrete Soil Samples for the Open Detonation Unit, Kirtland Air Force Base, December 2015

Method	Blank ID	Matrix	Blank Type*	SDG	Analyte	Analysis Date	Result	DL	LOD	LOQ	Flag	Units
SW6020												
	MB 320-96190/1-A	WATER	LB	320-16390-1	Zinc	12/29/2015	0.012	0.004	0.012	0.02	U	MG/L
	MB 320-96190/1-A		LB	320-16371-1	Zinc	12/29/2015	0.012	0.004	0.012	0.02	U	MG/L
	OT29-WW-RINSATE1		EB	320-16345-1	Antimony	12/29/2015	0.004	0.002	0.004	0.006	U	MG/L
	OT29-WW-RINSATE1		EB	320-16345-1	Arsenic	12/29/2015	0.003	0.001	0.003	0.005	U	MG/L
	OT29-WW-RINSATE1		EB	320-16345-1	Barium	12/29/2015	0.002	0.0005	0.002	0.003	U	MG/L
	OT29-WW-RINSATE1		EB	320-16345-1	Beryllium	12/29/2015	0.0005	0.0002	0.0005	0.001	U	MG/L
	OT29-WW-RINSATE1		EB	320-16345-1	Cadmium	12/29/2015	0.001	0.0005	0.001	0.0015	U	MG/L
	OT29-WW-RINSATE1		EB	320-16345-1	Chromium	12/29/2015	0.0045	0.0015	0.0045	0.005	U	MG/L
	OT29-WW-RINSATE1		EB	320-16345-1	Cobalt	12/29/2015	0.002	0.001	0.002	0.003	U	MG/L
	OT29-WW-RINSATE1		EB	320-16345-1	Copper	12/29/2015	0.003	0.001	0.003	0.005	U	MG/L
	OT29-WW-RINSATE1		EB	320-16345-1	Lead	12/29/2015	0.0012	0.0006	0.0012	0.002	U	MG/L
	OT29-WW-RINSATE1		EB	320-16345-1	Nickel	12/29/2015	0.002	0.001	0.002	0.003	U	MG/L
	OT29-WW-RINSATE1		EB	320-16345-1	Selenium	12/29/2015	0.002	0.001	0.002	0.003	U	MG/L
	OT29-WW-RINSATE1		EB	320-16345-1	Silver	12/29/2015	0.0006	0.0003	0.0006	0.001	U	MG/L
	OT29-WW-RINSATE1		EB	320-16345-1	Thallium	12/29/2015	0.001	0.0005	0.001	0.0015	U	MG/L
	OT29-WW-RINSATE1		EB	320-16345-1	Tin	12/29/2015	0.03	0.012	0.03	0.05	U	MG/L
	OT29-WW-RINSATE1		EB	320-16345-1	Vanadium	12/29/2015	0.012	0.006	0.012	0.02	U	MG/L
	OT29-WW-RINSATE1		EB	320-16345-1	Zinc	12/29/2015	0.012	0.004	0.012	0.02	U	MG/L
	OT29-WW-RINSATE2		EB	320-16371-1	Antimony	12/29/2015	0.004	0.002	0.004	0.006	U	MG/L
	OT29-WW-RINSATE2		EB	320-16371-1	Arsenic	12/29/2015	0.003	0.001	0.003	0.005	U	MG/L
	OT29-WW-RINSATE2		EB	320-16371-1	Barium	12/29/2015	0.002	0.0005	0.002	0.003	U	MG/L
	OT29-WW-RINSATE2		EB	320-16371-1	Beryllium	12/29/2015	0.0005	0.0002	0.0005	0.001	U	MG/L
	OT29-WW-RINSATE2		EB	320-16371-1	Cadmium	12/29/2015	0.001	0.0005	0.001	0.0015	U	MG/L
	OT29-WW-RINSATE2		EB	320-16371-1	Chromium	12/29/2015	0.0045	0.0015	0.0045	0.005	U	MG/L
	OT29-WW-RINSATE2		EB	320-16371-1	Cobalt	12/29/2015	0.002	0.001	0.002	0.003	U	MG/L
	OT29-WW-RINSATE2		EB	320-16371-1	Copper	12/29/2015	0.003	0.001	0.003	0.005	U	MG/L
	OT29-WW-RINSATE2		EB	320-16371-1	Lead	12/29/2015	0.0012	0.0006	0.0012	0.002	U	MG/L
	OT29-WW-RINSATE2		EB	320-16371-1	Nickel	12/29/2015	0.002	0.001	0.002	0.003	U	MG/L
	OT29-WW-RINSATE2		EB	320-16371-1	Selenium	12/29/2015	0.002	0.001	0.002	0.003	U	MG/L
	OT29-WW-RINSATE2		EB	320-16371-1	Silver	12/29/2015	0.0006	0.0003	0.0006	0.001	U	MG/L
	OT29-WW-RINSATE2		EB	320-16371-1	Thallium	12/29/2015	0.001	0.0005	0.001	0.0015	U	MG/L
	OT29-WW-RINSATE2		EB	320-16371-1	Tin	12/29/2015	0.03	0.012	0.03	0.05	U	MG/L
	OT29-WW-RINSATE2		EB	320-16371-1	Vanadium	12/29/2015	0.012	0.006	0.012	0.02	U	MG/L

Table 5. Trip and Method Blank Data Summary for Discrete Soil Samples for the Open Detonation Unit, Kirtland Air Force Base, December 2015

Method	Blank ID	Matrix	Blank Type*	SDG	Analyte	Analysis Date	Result	DL	LOD	LOQ	Flag	Units
SW6020												
	OT29-WW-RINSATE2	WATER	EB	320-16371-1	Zinc	12/29/2015	0.012	0.004	0.012	0.02	U	MG/L
	OT29-WW-RINSATE3		EB	320-16390-1	Antimony	12/29/2015	0.004	0.002	0.004	0.006	U	MG/L
	OT29-WW-RINSATE3		EB	320-16390-1	Arsenic	12/29/2015	0.003	0.001	0.003	0.005	U	MG/L
	OT29-WW-RINSATE3		EB	320-16390-1	Barium	12/29/2015	0.002	0.0005	0.002	0.003	U	MG/L
	OT29-WW-RINSATE3		EB	320-16390-1	Beryllium	12/29/2015	0.0005	0.0002	0.0005	0.001	U	MG/L
	OT29-WW-RINSATE3		EB	320-16390-1	Cadmium	12/29/2015	0.001	0.0005	0.001	0.0015	U	MG/L
	OT29-WW-RINSATE3		EB	320-16390-1	Chromium	12/29/2015	0.0045	0.0015	0.0045	0.005	U	MG/L
	OT29-WW-RINSATE3		EB	320-16390-1	Cobalt	12/29/2015	0.002	0.001	0.002	0.003	U	MG/L
	OT29-WW-RINSATE3		EB	320-16390-1	Copper	12/29/2015	0.003	0.001	0.003	0.005	U	MG/L
	OT29-WW-RINSATE3		EB	320-16390-1	Lead	12/29/2015	0.0012	0.0006	0.0012	0.002	U	MG/L
	OT29-WW-RINSATE3		EB	320-16390-1	Nickel	12/29/2015	0.002	0.001	0.002	0.003	U	MG/L
	OT29-WW-RINSATE3		EB	320-16390-1	Selenium	12/29/2015	0.002	0.001	0.002	0.003	U	MG/L
	OT29-WW-RINSATE3		EB	320-16390-1	Silver	12/29/2015	0.0006	0.0003	0.0006	0.001	U	MG/L
	OT29-WW-RINSATE3		EB	320-16390-1	Thallium	12/29/2015	0.001	0.0005	0.001	0.0015	U	MG/L
	OT29-WW-RINSATE3		EB	320-16390-1	Tin	12/29/2015	0.03	0.012	0.03	0.05	U	MG/L
	OT29-WW-RINSATE3		EB	320-16390-1	Vanadium	12/29/2015	0.012	0.006	0.012	0.02	U	MG/L
	OT29-WW-RINSATE3		EB	320-16390-1	Zinc	12/29/2015	0.012	0.004	0.012	0.02	U	MG/L
SW6850												
	MB 320-95226/1-A	SOIL	LB	320-16371-1	Perchlorate	12/18/2015	0.4	0.15	0.4	5	U	UG/KG
	MB 320-95257/1-A		LB	320-16371-1	Perchlorate	12/18/2015	0.4	0.15	0.4	5	U	UG/KG
	MB 320-95311/1-A		LB	320-16345-1	Perchlorate	12/18/2015	0.4	0.15	0.4	5	U	UG/KG
	MB 320-95396/1-A	WATER	LB	320-16345-1	Perchlorate	12/16/2015	0.25	0.082	0.25	0.5	U	UG/L
	MB 320-95396/1-A		LB	320-16390-1	Perchlorate	12/16/2015	0.25	0.082	0.25	0.5	U	UG/L
	MB 320-95396/1-A		LB	320-16371-1	Perchlorate	12/16/2015	0.25	0.082	0.25	0.5	U	UG/L
	MB 320-95432/1-A	SOIL	LB	320-16390-1	Perchlorate	12/23/2015	0.4	0.15	0.4	5	U	UG/KG
	MB 320-95472/1-A		LB	320-16390-1	Perchlorate	12/23/2015	0.182	0.15	0.4	5	J	UG/KG
	OT29-WW-RINSATE1	WATER	EB	320-16345-1	Perchlorate	12/16/2015	0.25	0.082	0.25	0.5	U	UG/L
	OT29-WW-RINSATE2		EB	320-16371-1	Perchlorate	12/16/2015	0.12	0.082	0.25	0.5	J	UG/L
	OT29-WW-RINSATE3		EB	320-16390-1	Perchlorate	12/16/2015	0.25	0.082	0.25	0.5	U	UG/L
SW7470A												
	MB 320-96492/11-A	WATER	LB	320-16345-1	Mercury	12/23/2015	0.0001	0.0001	0.0001	0.0002	U	MG/L
	MB 320-96492/11-A		LB	320-16371-1	Mercury	12/23/2015	0.0001	0.0001	0.0001	0.0002	U	MG/L
	MB 320-96492/11-A		LB	320-16390-1	Mercury	12/23/2015	0.0001	0.0001	0.0001	0.0002	U	MG/L

Table 5. Trip and Method Blank Data Summary for Discrete Soil Samples for the Open Detonation Unit, Kirtland Air Force Base, December 2015

Method	Blank ID	Matrix	Blank Type*	SDG	Analyte	Analysis Date	Result	DL	LOD	LOQ	Flag	Units
SW7470A												
	OT29-WW-RINSATE1	WATER	EB	320-16345-1	Mercury	12/23/2015	0.0001	0.0001	0.0001	0.0002	U	MG/L
	OT29-WW-RINSATE2		EB	320-16371-1	Mercury	12/23/2015	0.0001	0.0001	0.0001	0.0002	U	MG/L
	OT29-WW-RINSATE3		EB	320-16390-1	Mercury	12/23/2015	0.0001	0.0001	0.0001	0.0002	U	MG/L
SW7471												
	MB 320-95627/11-A	SOIL	LB	320-16371-1	Mercury	12/17/2015	0.017	0.0086	0.017	0.04	U	MG/KG
	MB 320-96235/11-A		LB	320-16345-1	Mercury	12/22/2015	0.017	0.0086	0.017	0.04	U	MG/KG
	MB 320-96242/11-A		LB	320-16345-1	Mercury	12/22/2015	0.017	0.0086	0.017	0.04	U	MG/KG
	MB 320-96255/11-A		LB	320-16371-1	Mercury	12/22/2015	0.017	0.0086	0.017	0.04	U	MG/KG
	MB 320-96558/11-A		LB	320-16371-1	Mercury	12/24/2015	0.017	0.0086	0.017	0.04	U	MG/KG
	MB 320-96558/11-A		LB	320-16390-1	Mercury	12/24/2015	0.017	0.0086	0.017	0.04	U	MG/KG
	MB 320-96614/11-A		LB	320-16390-1	Mercury	12/24/2015	0.017	0.0086	0.017	0.04	U	MG/KG
	MB 320-96988/11-A		LB	320-16390-1	Mercury	12/31/2015	0.017	0.0086	0.017	0.04	U	MG/KG
SW8260B												
	MB 280-308208/8	WATER	LB	320-16345-1	1,1,1-Trichloroethane	12/17/2015	0.4	0.16	0.4	1	U	UG/L
	MB 280-308208/8		LB	320-16345-1	1,1,2,2-Tetrachloroethane	12/17/2015	0.8	0.2	0.8	1	U	UG/L
	MB 280-308208/8		LB	320-16345-1	1,1,2-Trichloro-1,2,2-trifluoroethane	12/17/2015	1.6	0.79	1.6	3	U	UG/L
	MB 280-308208/8		LB	320-16345-1	1,1,2-Trichloroethane	12/17/2015	0.8	0.32	0.8	1	U	UG/L
	MB 280-308208/8		LB	320-16345-1	1,1-Dichloroethane	12/17/2015	0.8	0.16	0.8	1	U	UG/L
	MB 280-308208/8		LB	320-16345-1	1,1-Dichloroethene	12/17/2015	0.8	0.14	0.8	1	U	UG/L
	MB 280-308208/8		LB	320-16345-1	1,2,3-Trichlorobenzene	12/17/2015	0.8	0.18	0.8	1	U	UG/L
	MB 280-308208/8		LB	320-16345-1	1,2,3-Trichloropropane	12/17/2015	0.8	0.77	0.8	3	U	UG/L
	MB 280-308208/8		LB	320-16345-1	1,2,4-Trichlorobenzene	12/17/2015	0.8	0.32	0.8	1	U	UG/L
	MB 280-308208/8		LB	320-16345-1	1,2,4-Trimethylbenzene	12/17/2015	0.4	0.14	0.4	1	U	UG/L
	MB 280-308208/8		LB	320-16345-1	1,2-Dibromo-3-Chloropropane	12/17/2015	1.6	0.81	1.6	5	U	UG/L
	MB 280-308208/8		LB	320-16345-1	1,2-Dibromoethane (EDB)	12/17/2015	0.4	0.18	0.4	1	U	UG/L
	MB 280-308208/8		LB	320-16345-1	1,2-Dichlorobenzene	12/17/2015	0.4	0.13	0.4	1	U	UG/L
	MB 280-308208/8		LB	320-16345-1	1,2-Dichloroethane	12/17/2015	0.4	0.13	0.4	1	U	UG/L
	MB 280-308208/8		LB	320-16345-1	1,2-Dichloropropane	12/17/2015	0.4	0.13	0.4	1	U	UG/L
	MB 280-308208/8		LB	320-16345-1	1,3,5-Trimethylbenzene	12/17/2015	0.4	0.14	0.4	1	U	UG/L
	MB 280-308208/8		LB	320-16345-1	1,3-Dichlorobenzene	12/17/2015	0.4	0.16	0.4	1	U	UG/L
	MB 280-308208/8		LB	320-16345-1	1,4-Dichlorobenzene	12/17/2015	0.4	0.16	0.4	1	U	UG/L
	MB 280-308208/8		LB	320-16345-1	1,4-Dioxane	12/17/2015	160	71	160	220	U	UG/L
	MB 280-308208/8		LB	320-16345-1	2-Butanone (MEK)	12/17/2015	4	1.8	4	6	U	UG/L

Table 5. Trip and Method Blank Data Summary for Discrete Soil Samples for the Open Detonation Unit, Kirtland Air Force Base, December 2015

Method	Blank ID	Matrix	Blank Type*	SDG	Analyte	Analysis Date	Result	DL	LOD	LOQ	Flag	Units
SW8260B												
	MB 280-308208/8	WATER	LB	320-16345-1	2-Hexanone	12/17/2015	4	1.4	4	5	U	UG/L
	MB 280-308208/8		LB	320-16345-1	4-Methyl-2-pentanone (MIBK)	12/17/2015	3.2	1	3.2	5	U	UG/L
	MB 280-308208/8		LB	320-16345-1	Acetone	12/17/2015	6.4	1.9	6.4	10	U	UG/L
	MB 280-308208/8		LB	320-16345-1	Benzene	12/17/2015	0.4	0.16	0.4	1	U	UG/L
	MB 280-308208/8		LB	320-16345-1	Bromochloromethane	12/17/2015	0.2	0.1	0.2	1	U	UG/L
	MB 280-308208/8		LB	320-16345-1	Bromodichloromethane	12/17/2015	0.4	0.17	0.4	1	U	UG/L
	MB 280-308208/8		LB	320-16345-1	Bromoform	12/17/2015	0.4	0.19	0.4	1	U	UG/L
	MB 280-308208/8		LB	320-16345-1	Bromomethane	12/17/2015	0.8	0.21	0.8	2	U	UG/L
	MB 280-308208/8		LB	320-16345-1	Carbon disulfide	12/17/2015	1.6	0.45	1.6	2	U	UG/L
	MB 280-308208/8		LB	320-16345-1	Carbon tetrachloride	12/17/2015	0.4	0.19	0.4	2	U	UG/L
	MB 280-308208/8		LB	320-16345-1	Chlorobenzene	12/17/2015	0.4	0.17	0.4	1	U	UG/L
	MB 280-308208/8		LB	320-16345-1	Chloroethane	12/17/2015	1.6	0.41	1.6	2	U	UG/L
	MB 280-308208/8		LB	320-16345-1	Chloroform	12/17/2015	0.4	0.16	0.4	1	U	UG/L
	MB 280-308208/8		LB	320-16345-1	Chloromethane	12/17/2015	0.8	0.3	0.8	2	U	UG/L
	MB 280-308208/8		LB	320-16345-1	cis-1,2-Dichloroethene	12/17/2015	0.4	0.15	0.4	1	U	UG/L
	MB 280-308208/8		LB	320-16345-1	cis-1,3-Dichloropropene	12/17/2015	0.4	0.16	0.4	1	U	UG/L
	MB 280-308208/8		LB	320-16345-1	Cyclohexane	12/17/2015	0.8	0.28	0.8	2	U	UG/L
	MB 280-308208/8		LB	320-16345-1	Dibromochloromethane	12/17/2015	0.4	0.17	0.4	1	U	UG/L
	MB 280-308208/8		LB	320-16345-1	Dichlorodifluoromethane	12/17/2015	0.8	0.31	0.8	2	U	UG/L
	MB 280-308208/8		LB	320-16345-1	Ethylbenzene	12/17/2015	0.4	0.16	0.4	1	U	UG/L
	MB 280-308208/8		LB	320-16345-1	Isopropylbenzene	12/17/2015	0.4	0.19	0.4	1	U	UG/L
	MB 280-308208/8		LB	320-16345-1	Methyl Acetate	12/17/2015	4	1.6	4	5	U	UG/L
	MB 280-308208/8		LB	320-16345-1	Methyl cyclohexane	12/17/2015	0.8	0.36	0.8	2	U	UG/L
	MB 280-308208/8		LB	320-16345-1	Methyl tert-butyl ether	12/17/2015	0.8	0.25	0.8	5	U	UG/L
	MB 280-308208/8		LB	320-16345-1	Methylene Chloride	12/17/2015	0.8	0.32	0.8	5	U	UG/L
	MB 280-308208/8		LB	320-16345-1	m-Xylene & p-Xylene	12/17/2015	0.8	0.34	0.8	2	U	UG/L
	MB 280-308208/8		LB	320-16345-1	Naphthalene	12/17/2015	0.8	0.22	0.8	1	U	UG/L
	MB 280-308208/8		LB	320-16345-1	o-Xylene	12/17/2015	0.4	0.19	0.4	1	U	UG/L
	MB 280-308208/8		LB	320-16345-1	Styrene	12/17/2015	0.4	0.17	0.4	1	U	UG/L
	MB 280-308208/8		LB	320-16345-1	Tetrachloroethene	12/17/2015	0.4	0.2	0.4	1	U	UG/L
	MB 280-308208/8		LB	320-16345-1	Toluene	12/17/2015	0.4	0.17	0.4	1	U	UG/L
	MB 280-308208/8		LB	320-16345-1	trans-1,2-Dichloroethene	12/17/2015	0.4	0.15	0.4	1	U	UG/L
	MB 280-308208/8		LB	320-16345-1	trans-1,3-Dichloropropene	12/17/2015	0.4	0.19	0.4	1	U	UG/L

Table 5. Trip and Method Blank Data Summary for Discrete Soil Samples for the Open Detonation Unit, Kirtland Air Force Base, December 2015

Method	Blank ID	Matrix	Blank Type*	SDG	Analyte	Analysis Date	Result	DL	LOD	LOQ	Flag	Units
SW8260B												
	MB 280-308208/8	WATER	LB	320-16345-1	Trichloroethene	12/17/2015	0.4	0.16	0.4	1	U	UG/L
	MB 280-308208/8		LB	320-16345-1	Trichlorofluoromethane	12/17/2015	0.8	0.29	0.8	2	U	UG/L
	MB 280-308208/8		LB	320-16345-1	Vinyl chloride	12/17/2015	0.2	0.1	0.2	1.5	U	UG/L
	MB 280-308322/6		LB	320-16371-1	1,1,1-Trichloroethane	12/18/2015	0.4	0.16	0.4	1	U	UG/L
	MB 280-308322/6		LB	320-16371-1	1,1,2,2-Tetrachloroethane	12/18/2015	0.8	0.2	0.8	1	U	UG/L
	MB 280-308322/6		LB	320-16371-1	1,1,2-Trichloro-1,2,2-trifluoroethane	12/18/2015	1.6	0.79	1.6	3	U	UG/L
	MB 280-308322/6		LB	320-16371-1	1,1,2-Trichloroethane	12/18/2015	0.8	0.32	0.8	1	U	UG/L
	MB 280-308322/6		LB	320-16371-1	1,1-Dichloroethane	12/18/2015	0.8	0.16	0.8	1	U	UG/L
	MB 280-308322/6		LB	320-16371-1	1,1-Dichloroethene	12/18/2015	0.8	0.14	0.8	1	U	UG/L
	MB 280-308322/6		LB	320-16371-1	1,2,3-Trichlorobenzene	12/18/2015	0.8	0.18	0.8	1	U	UG/L
	MB 280-308322/6		LB	320-16371-1	1,2,3-Trichloropropane	12/18/2015	0.8	0.77	0.8	3	U	UG/L
	MB 280-308322/6		LB	320-16371-1	1,2,4-Trichlorobenzene	12/18/2015	0.8	0.32	0.8	1	U	UG/L
	MB 280-308322/6		LB	320-16371-1	1,2,4-Trimethylbenzene	12/18/2015	0.4	0.14	0.4	1	U	UG/L
	MB 280-308322/6		LB	320-16371-1	1,2-Dibromo-3-Chloropropane	12/18/2015	1.6	0.81	1.6	5	U	UG/L
	MB 280-308322/6		LB	320-16371-1	1,2-Dibromoethane (EDB)	12/18/2015	0.4	0.18	0.4	1	U	UG/L
	MB 280-308322/6		LB	320-16371-1	1,2-Dichlorobenzene	12/18/2015	0.4	0.13	0.4	1	U	UG/L
	MB 280-308322/6		LB	320-16371-1	1,2-Dichloroethane	12/18/2015	0.4	0.13	0.4	1	U	UG/L
	MB 280-308322/6		LB	320-16371-1	1,2-Dichloropropane	12/18/2015	0.4	0.13	0.4	1	U	UG/L
	MB 280-308322/6		LB	320-16371-1	1,3,5-Trimethylbenzene	12/18/2015	0.4	0.14	0.4	1	U	UG/L
	MB 280-308322/6		LB	320-16371-1	1,3-Dichlorobenzene	12/18/2015	0.4	0.16	0.4	1	U	UG/L
	MB 280-308322/6		LB	320-16371-1	1,4-Dichlorobenzene	12/18/2015	0.4	0.16	0.4	1	U	UG/L
	MB 280-308322/6		LB	320-16371-1	1,4-Dioxane	12/18/2015	160	71	160	220	U	UG/L
	MB 280-308322/6		LB	320-16371-1	2-Butanone (MEK)	12/18/2015	4	1.8	4	6	U	UG/L
	MB 280-308322/6		LB	320-16371-1	2-Hexanone	12/18/2015	4	1.4	4	5	U	UG/L
	MB 280-308322/6		LB	320-16371-1	4-Methyl-2-pentanone (MIBK)	12/18/2015	3.2	1	3.2	5	U	UG/L
	MB 280-308322/6		LB	320-16371-1	Acetone	12/18/2015	6.4	1.9	6.4	10	U	UG/L
	MB 280-308322/6		LB	320-16371-1	Benzene	12/18/2015	0.4	0.16	0.4	1	U	UG/L
	MB 280-308322/6		LB	320-16371-1	Bromochloromethane	12/18/2015	0.2	0.1	0.2	1	U	UG/L
	MB 280-308322/6		LB	320-16371-1	Bromodichloromethane	12/18/2015	0.4	0.17	0.4	1	U	UG/L
	MB 280-308322/6		LB	320-16371-1	Bromoform	12/18/2015	0.4	0.19	0.4	1	U	UG/L
	MB 280-308322/6		LB	320-16371-1	Bromomethane	12/18/2015	0.8	0.21	0.8	2	U	UG/L
	MB 280-308322/6		LB	320-16371-1	Carbon disulfide	12/18/2015	1.6	0.45	1.6	2	U	UG/L
	MB 280-308322/6		LB	320-16371-1	Carbon tetrachloride	12/18/2015	0.4	0.19	0.4	2	U	UG/L

Table 5. Trip and Method Blank Data Summary for Discrete Soil Samples for the Open Detonation Unit, Kirtland Air Force Base, December 2015

Method	Blank ID	Matrix	Blank Type*	SDG	Analyte	Analysis Date	Result	DL	LOD	LOQ	Flag	Units
SW8260B												
	MB 280-308322/6	WATER	LB	320-16371-1	Chlorobenzene	12/18/2015	0.4	0.17	0.4	1	U	UG/L
	MB 280-308322/6		LB	320-16371-1	Chloroethane	12/18/2015	1.6	0.41	1.6	2	U	UG/L
	MB 280-308322/6		LB	320-16371-1	Chloroform	12/18/2015	0.4	0.16	0.4	1	U	UG/L
	MB 280-308322/6		LB	320-16371-1	Chloromethane	12/18/2015	0.8	0.3	0.8	2	U	UG/L
	MB 280-308322/6		LB	320-16371-1	cis-1,2-Dichloroethene	12/18/2015	0.4	0.15	0.4	1	U	UG/L
	MB 280-308322/6		LB	320-16371-1	cis-1,3-Dichloropropene	12/18/2015	0.4	0.16	0.4	1	U	UG/L
	MB 280-308322/6		LB	320-16371-1	Cyclohexane	12/18/2015	0.8	0.28	0.8	2	U	UG/L
	MB 280-308322/6		LB	320-16371-1	Dibromochloromethane	12/18/2015	0.4	0.17	0.4	1	U	UG/L
	MB 280-308322/6		LB	320-16371-1	Dichlorodifluoromethane	12/18/2015	0.8	0.31	0.8	2	U	UG/L
	MB 280-308322/6		LB	320-16371-1	Ethylbenzene	12/18/2015	0.4	0.16	0.4	1	U	UG/L
	MB 280-308322/6		LB	320-16371-1	Isopropylbenzene	12/18/2015	0.4	0.19	0.4	1	U	UG/L
	MB 280-308322/6		LB	320-16371-1	Methyl Acetate	12/18/2015	4	1.6	4	5	U	UG/L
	MB 280-308322/6		LB	320-16371-1	Methyl cyclohexane	12/18/2015	0.8	0.36	0.8	2	U	UG/L
	MB 280-308322/6		LB	320-16371-1	Methyl tert-butyl ether	12/18/2015	0.8	0.25	0.8	5	U	UG/L
	MB 280-308322/6		LB	320-16371-1	Methylene Chloride	12/18/2015	0.8	0.32	0.8	5	U	UG/L
	MB 280-308322/6		LB	320-16371-1	m-Xylene & p-Xylene	12/18/2015	0.8	0.34	0.8	2	U	UG/L
	MB 280-308322/6		LB	320-16371-1	Naphthalene	12/18/2015	0.8	0.22	0.8	1	U	UG/L
	MB 280-308322/6		LB	320-16371-1	o-Xylene	12/18/2015	0.4	0.19	0.4	1	U	UG/L
	MB 280-308322/6		LB	320-16371-1	Styrene	12/18/2015	0.4	0.17	0.4	1	U	UG/L
	MB 280-308322/6		LB	320-16371-1	Tetrachloroethene	12/18/2015	0.4	0.2	0.4	1	U	UG/L
	MB 280-308322/6		LB	320-16371-1	Toluene	12/18/2015	0.4	0.17	0.4	1	U	UG/L
	MB 280-308322/6		LB	320-16371-1	trans-1,2-Dichloroethene	12/18/2015	0.4	0.15	0.4	1	U	UG/L
	MB 280-308322/6		LB	320-16371-1	trans-1,3-Dichloropropene	12/18/2015	0.4	0.19	0.4	1	U	UG/L
	MB 280-308322/6		LB	320-16371-1	Trichloroethene	12/18/2015	0.4	0.16	0.4	1	U	UG/L
	MB 280-308322/6		LB	320-16371-1	Trichlorofluoromethane	12/18/2015	0.8	0.29	0.8	2	U	UG/L
	MB 280-308322/6		LB	320-16371-1	Vinyl chloride	12/18/2015	0.2	0.1	0.2	1.5	U	UG/L
	MB 280-308561/6		LB	320-16390-1	1,1,1-Trichloroethane	12/22/2015	0.4	0.16	0.4	1	U	UG/L
	MB 280-308561/6		LB	320-16390-1	1,1,2,2-Tetrachloroethane	12/22/2015	0.8	0.2	0.8	1	U	UG/L
	MB 280-308561/6		LB	320-16390-1	1,1,2-Trichloro-1,2,2-trifluoroethane	12/22/2015	1.6	0.79	1.6	3	U	UG/L
	MB 280-308561/6		LB	320-16390-1	1,1,2-Trichloroethane	12/22/2015	0.8	0.32	0.8	1	U	UG/L
	MB 280-308561/6		LB	320-16390-1	1,1-Dichloroethane	12/22/2015	0.8	0.16	0.8	1	U	UG/L
	MB 280-308561/6		LB	320-16390-1	1,1-Dichloroethene	12/22/2015	0.8	0.14	0.8	1	U	UG/L
	MB 280-308561/6		LB	320-16390-1	1,2,3-Trichlorobenzene	12/22/2015	0.8	0.18	0.8	1	U	UG/L

Table 5. Trip and Method Blank Data Summary for Discrete Soil Samples for the Open Detonation Unit, Kirtland Air Force Base, December 2015

Method	Blank ID	Matrix	Blank Type*	SDG	Analyte	Analysis Date	Result	DL	LOD	LOQ	Flag	Units
SW8260B												
	MB 280-308561/6	WATER	LB	320-16390-1	1,2,3-Trichloropropane	12/22/2015	0.8	0.77	0.8	3	U	UG/L
	MB 280-308561/6		LB	320-16390-1	1,2,4-Trichlorobenzene	12/22/2015	0.8	0.32	0.8	1	U	UG/L
	MB 280-308561/6		LB	320-16390-1	1,2,4-Trimethylbenzene	12/22/2015	0.4	0.14	0.4	1	U	UG/L
	MB 280-308561/6		LB	320-16390-1	1,2-Dibromo-3-Chloropropane	12/22/2015	1.6	0.81	1.6	5	U	UG/L
	MB 280-308561/6		LB	320-16390-1	1,2-Dibromoethane (EDB)	12/22/2015	0.4	0.18	0.4	1	U	UG/L
	MB 280-308561/6		LB	320-16390-1	1,2-Dichlorobenzene	12/22/2015	0.4	0.13	0.4	1	U	UG/L
	MB 280-308561/6		LB	320-16390-1	1,2-Dichloroethane	12/22/2015	0.4	0.13	0.4	1	U	UG/L
	MB 280-308561/6		LB	320-16390-1	1,2-Dichloropropane	12/22/2015	0.4	0.13	0.4	1	U	UG/L
	MB 280-308561/6		LB	320-16390-1	1,3,5-Trimethylbenzene	12/22/2015	0.4	0.14	0.4	1	U	UG/L
	MB 280-308561/6		LB	320-16390-1	1,3-Dichlorobenzene	12/22/2015	0.4	0.16	0.4	1	U	UG/L
	MB 280-308561/6		LB	320-16390-1	1,4-Dichlorobenzene	12/22/2015	0.4	0.16	0.4	1	U	UG/L
	MB 280-308561/6		LB	320-16390-1	1,4-Dioxane	12/22/2015	160	71	160	220	U	UG/L
	MB 280-308561/6		LB	320-16390-1	2-Butanone (MEK)	12/22/2015	4	1.8	4	6	U	UG/L
	MB 280-308561/6		LB	320-16390-1	2-Hexanone	12/22/2015	4	1.4	4	5	U	UG/L
	MB 280-308561/6		LB	320-16390-1	4-Methyl-2-pentanone (MIBK)	12/22/2015	3.2	1	3.2	5	U	UG/L
	MB 280-308561/6		LB	320-16390-1	Acetone	12/22/2015	6.4	1.9	6.4	10	U	UG/L
	MB 280-308561/6		LB	320-16390-1	Benzene	12/22/2015	0.4	0.16	0.4	1	U	UG/L
	MB 280-308561/6		LB	320-16390-1	Bromochloromethane	12/22/2015	0.2	0.1	0.2	1	U	UG/L
	MB 280-308561/6		LB	320-16390-1	Bromodichloromethane	12/22/2015	0.4	0.17	0.4	1	U	UG/L
	MB 280-308561/6		LB	320-16390-1	Bromoform	12/22/2015	0.4	0.19	0.4	1	U	UG/L
	MB 280-308561/6		LB	320-16390-1	Bromomethane	12/22/2015	0.8	0.21	0.8	2	U	UG/L
	MB 280-308561/6		LB	320-16390-1	Carbon disulfide	12/22/2015	1.6	0.45	1.6	2	U	UG/L
	MB 280-308561/6		LB	320-16390-1	Carbon tetrachloride	12/22/2015	0.4	0.19	0.4	2	U	UG/L
	MB 280-308561/6		LB	320-16390-1	Chlorobenzene	12/22/2015	0.4	0.17	0.4	1	U	UG/L
	MB 280-308561/6		LB	320-16390-1	Chloroethane	12/22/2015	1.6	0.41	1.6	2	U	UG/L
	MB 280-308561/6		LB	320-16390-1	Chloroform	12/22/2015	0.4	0.16	0.4	1	U	UG/L
	MB 280-308561/6		LB	320-16390-1	Chloromethane	12/22/2015	0.8	0.3	0.8	2	U	UG/L
	MB 280-308561/6		LB	320-16390-1	cis-1,2-Dichloroethene	12/22/2015	0.4	0.15	0.4	1	U	UG/L
	MB 280-308561/6		LB	320-16390-1	cis-1,3-Dichloropropene	12/22/2015	0.4	0.16	0.4	1	U	UG/L
	MB 280-308561/6		LB	320-16390-1	Cyclohexane	12/22/2015	0.8	0.28	0.8	2	U	UG/L
	MB 280-308561/6		LB	320-16390-1	Dibromochloromethane	12/22/2015	0.4	0.17	0.4	1	U	UG/L
	MB 280-308561/6		LB	320-16390-1	Dichlorodifluoromethane	12/22/2015	0.8	0.31	0.8	2	U	UG/L
	MB 280-308561/6		LB	320-16390-1	Ethylbenzene	12/22/2015	0.4	0.16	0.4	1	U	UG/L

Table 5. Trip and Method Blank Data Summary for Discrete Soil Samples for the Open Detonation Unit, Kirtland Air Force Base, December 2015

Method	Blank ID	Matrix	Blank Type*	SDG	Analyte	Analysis Date	Result	DL	LOD	LOQ	Flag	Units
SW8260B												
	MB 280-308561/6	WATER	LB	320-16390-1	Isopropylbenzene	12/22/2015	0.4	0.19	0.4	1	U	UG/L
	MB 280-308561/6		LB	320-16390-1	Methyl Acetate	12/22/2015	4	1.6	4	5	U	UG/L
	MB 280-308561/6		LB	320-16390-1	Methyl cyclohexane	12/22/2015	0.8	0.36	0.8	2	U	UG/L
	MB 280-308561/6		LB	320-16390-1	Methyl tert-butyl ether	12/22/2015	0.8	0.25	0.8	5	U	UG/L
	MB 280-308561/6		LB	320-16390-1	Methylene Chloride	12/22/2015	0.8	0.32	0.8	5	U	UG/L
	MB 280-308561/6		LB	320-16390-1	m-Xylene & p-Xylene	12/22/2015	0.8	0.34	0.8	2	U	UG/L
	MB 280-308561/6		LB	320-16390-1	Naphthalene	12/22/2015	0.8	0.22	0.8	1	U	UG/L
	MB 280-308561/6		LB	320-16390-1	o-Xylene	12/22/2015	0.4	0.19	0.4	1	U	UG/L
	MB 280-308561/6		LB	320-16390-1	Styrene	12/22/2015	0.4	0.17	0.4	1	U	UG/L
	MB 280-308561/6		LB	320-16390-1	Tetrachloroethene	12/22/2015	0.4	0.2	0.4	1	U	UG/L
	MB 280-308561/6		LB	320-16390-1	Toluene	12/22/2015	0.4	0.17	0.4	1	U	UG/L
	MB 280-308561/6		LB	320-16390-1	trans-1,2-Dichloroethene	12/22/2015	0.4	0.15	0.4	1	U	UG/L
	MB 280-308561/6		LB	320-16390-1	trans-1,3-Dichloropropene	12/22/2015	0.4	0.19	0.4	1	U	UG/L
	MB 280-308561/6		LB	320-16390-1	Trichloroethene	12/22/2015	0.4	0.16	0.4	1	U	UG/L
	MB 280-308561/6		LB	320-16390-1	Trichlorofluoromethane	12/22/2015	0.8	0.29	0.8	2	U	UG/L
	MB 280-308561/6		LB	320-16390-1	Vinyl chloride	12/22/2015	0.2	0.1	0.2	1.5	U	UG/L
	MB 320-95007/8	SOIL	LB	320-16345-1	1,1,1-Trichloroethane	12/9/2015	1	0.36	1	5	U	UG/KG
	MB 320-95007/8		LB	320-16345-1	1,1,2,2-Tetrachloroethane	12/9/2015	2	0.68	2	5	U	UG/KG
	MB 320-95007/8		LB	320-16345-1	1,1,2-Trichloro-1,2,2-trifluoroethane	12/9/2015	1	0.83	1	10	U	UG/KG
	MB 320-95007/8		LB	320-16345-1	1,1,2-Trichloroethane	12/9/2015	1	0.44	1	5	U	UG/KG
	MB 320-95007/8		LB	320-16345-1	1,1-Dichloroethane	12/9/2015	1	0.29	1	5	U	UG/KG
	MB 320-95007/8		LB	320-16345-1	1,1-Dichloroethene	12/9/2015	1	0.26	1	5	U	UG/KG
	MB 320-95007/8		LB	320-16345-1	1,2,3-Trichlorobenzene	12/9/2015	2	0.75	2	5	U	UG/KG
	MB 320-95007/8		LB	320-16345-1	1,2,3-Trichloropropane	12/9/2015	2	0.76	2	5	U	UG/KG
	MB 320-95007/8		LB	320-16345-1	1,2,4-Trichlorobenzene	12/9/2015	2	0.75	2	5	U	UG/KG
	MB 320-95007/8		LB	320-16345-1	1,2,4-Trimethylbenzene	12/9/2015	2	0.51	2	5	U	UG/KG
	MB 320-95007/8		LB	320-16345-1	1,2-Dibromo-3-Chloropropane	12/9/2015	2	0.88	2	10	U	UG/KG
	MB 320-95007/8		LB	320-16345-1	1,2-Dibromoethane (EDB)	12/9/2015	1	0.27	1	10	U	UG/KG
	MB 320-95007/8		LB	320-16345-1	1,2-Dichlorobenzene	12/9/2015	2	0.64	2	5	U	UG/KG
	MB 320-95007/8		LB	320-16345-1	1,2-Dichloroethane	12/9/2015	2	0.73	2	5	U	UG/KG
	MB 320-95007/8		LB	320-16345-1	1,2-Dichloropropane	12/9/2015	2	0.6	2	5	U	UG/KG
	MB 320-95007/8		LB	320-16345-1	1,3,5-Trimethylbenzene	12/9/2015	1	0.35	1	5	U	UG/KG
	MB 320-95007/8		LB	320-16345-1	1,3-Dichlorobenzene	12/9/2015	1	0.3	1	5	U	UG/KG

Table 5. Trip and Method Blank Data Summary for Discrete Soil Samples for the Open Detonation Unit, Kirtland Air Force Base, December 2015

Method	Blank ID	Matrix	Blank Type*	SDG	Analyte	Analysis Date	Result	DL	LOD	LOQ	Flag	Units
SW8260B												
	MB 320-95007/8	SOIL	LB	320-16345-1	1,4-Dichlorobenzene	12/9/2015	2	0.78	2	5	U	UG/KG
	MB 320-95007/8		LB	320-16345-1	1,4-Dioxane	12/9/2015	75	39	75	250	U	UG/KG
	MB 320-95007/8		LB	320-16345-1	2-Butanone (MEK)	12/9/2015	5	1.4	5	10	U	UG/KG
	MB 320-95007/8		LB	320-16345-1	2-Hexanone	12/9/2015	2	0.74	2	10	U	UG/KG
	MB 320-95007/8		LB	320-16345-1	4-Methyl-2-pentanone (MIBK)	12/9/2015	2	0.92	2	10	U	UG/KG
	MB 320-95007/8		LB	320-16345-1	Acetone	12/9/2015	5	1.4	5	20	U	UG/KG
	MB 320-95007/8		LB	320-16345-1	Benzene	12/9/2015	1	0.26	1	5	U	UG/KG
	MB 320-95007/8		LB	320-16345-1	Bromochloromethane	12/9/2015	2	0.94	2	5	U	UG/KG
	MB 320-95007/8		LB	320-16345-1	Bromodichloromethane	12/9/2015	2	0.53	2	5	U	UG/KG
	MB 320-95007/8		LB	320-16345-1	Bromoform	12/9/2015	1	0.4	1	5	U	UG/KG
	MB 320-95007/8		LB	320-16345-1	Bromomethane	12/9/2015	2	0.86	2	5	U	UG/KG
	MB 320-95007/8		LB	320-16345-1	Carbon disulfide	12/9/2015	1	0.49	1	10	U	UG/KG
	MB 320-95007/8		LB	320-16345-1	Carbon tetrachloride	12/9/2015	2	0.53	2	5	U	UG/KG
	MB 320-95007/8		LB	320-16345-1	Chlorobenzene	12/9/2015	1	0.29	1	5	U	UG/KG
	MB 320-95007/8		LB	320-16345-1	Chloroethane	12/9/2015	1	0.45	1	5	U	UG/KG
	MB 320-95007/8		LB	320-16345-1	Chloroform	12/9/2015	1	0.26	1	5	U	UG/KG
	MB 320-95007/8		LB	320-16345-1	Chloromethane	12/9/2015	1	0.5	1	5	U	UG/KG
	MB 320-95007/8		LB	320-16345-1	cis-1,2-Dichloroethene	12/9/2015	2	0.89	2	5	U	UG/KG
	MB 320-95007/8		LB	320-16345-1	cis-1,3-Dichloropropene	12/9/2015	2	0.64	2	5	U	UG/KG
	MB 320-95007/8		LB	320-16345-1	Dibromochloromethane	12/9/2015	1	0.26	1	5	U	UG/KG
	MB 320-95007/8		LB	320-16345-1	Dichlorodifluoromethane	12/9/2015	2	0.89	2	5	U	UG/KG
	MB 320-95007/8		LB	320-16345-1	Ethylbenzene	12/9/2015	1	0.34	1	5	U	UG/KG
	MB 320-95007/8		LB	320-16345-1	Isopropylbenzene	12/9/2015	2	0.52	2	5	U	UG/KG
	MB 320-95007/8		LB	320-16345-1	Methyl cyclohexane	12/9/2015	1	1	1	10	U	UG/KG
	MB 320-95007/8		LB	320-16345-1	Methyl tert-butyl ether	12/9/2015	2	0.6	2	5	U	UG/KG
	MB 320-95007/8		LB	320-16345-1	Methylene Chloride	12/9/2015	2	0.84	2	5	U	UG/KG
	MB 320-95007/8		LB	320-16345-1	m-Xylene & p-Xylene	12/9/2015	2	0.81	2	5	U	UG/KG
	MB 320-95007/8		LB	320-16345-1	Naphthalene	12/9/2015	2	0.63	2	5	U	UG/KG
	MB 320-95007/8		LB	320-16345-1	o-Xylene	12/9/2015	1	0.33	1	5	U	UG/KG
	MB 320-95007/8		LB	320-16345-1	Styrene	12/9/2015	1	0.31	1	5	U	UG/KG
	MB 320-95007/8		LB	320-16345-1	Tetrachloroethene	12/9/2015	2	0.61	2	5	U	UG/KG
	MB 320-95007/8		LB	320-16345-1	Toluene	12/9/2015	2	0.61	2	5	U	UG/KG
	MB 320-95007/8		LB	320-16345-1	trans-1,2-Dichloroethene	12/9/2015	1	0.38	1	5	U	UG/KG

Table 5. Trip and Method Blank Data Summary for Discrete Soil Samples for the Open Detonation Unit, Kirtland Air Force Base, December 2015

Method	Blank ID	Matrix	Blank Type*	SDG	Analyte	Analysis Date	Result	DL	LOD	LOQ	Flag	Units
SW8260B												
	MB 320-95007/8	SOIL	LB	320-16345-1	trans-1,3-Dichloropropene	12/9/2015	2	0.75	2	5	U	UG/KG
	MB 320-95007/8		LB	320-16345-1	Trichloroethene	12/9/2015	2	0.6	2	5	U	UG/KG
	MB 320-95007/8		LB	320-16345-1	Trichlorofluoromethane	12/9/2015	1	0.34	1	5	U	UG/KG
	MB 320-95007/8		LB	320-16345-1	Vinyl chloride	12/9/2015	1	0.36	1	5	U	UG/KG
	MB 320-95113/6		LB	320-16345-1	1,1,1-Trichloroethane	12/10/2015	1	0.36	1	5	U	UG/KG
	MB 320-95113/6		LB	320-16345-1	1,1,2,2-Tetrachloroethane	12/10/2015	2	0.68	2	5	U	UG/KG
	MB 320-95113/6		LB	320-16345-1	1,1,2-Trichloro-1,2,2-trifluoroethane	12/10/2015	1	0.83	1	10	U	UG/KG
	MB 320-95113/6		LB	320-16345-1	1,1,2-Trichloroethane	12/10/2015	1	0.44	1	5	U	UG/KG
	MB 320-95113/6		LB	320-16345-1	1,1-Dichloroethane	12/10/2015	1	0.29	1	5	U	UG/KG
	MB 320-95113/6		LB	320-16345-1	1,1-Dichloroethene	12/10/2015	1	0.26	1	5	U	UG/KG
	MB 320-95113/6		LB	320-16345-1	1,2,3-Trichlorobenzene	12/10/2015	2	0.75	2	5	U	UG/KG
	MB 320-95113/6		LB	320-16345-1	1,2,3-Trichloropropane	12/10/2015	2	0.76	2	5	U	UG/KG
	MB 320-95113/6		LB	320-16345-1	1,2,4-Trichlorobenzene	12/10/2015	2	0.75	2	5	U	UG/KG
	MB 320-95113/6		LB	320-16345-1	1,2,4-Trimethylbenzene	12/10/2015	2	0.51	2	5	U	UG/KG
	MB 320-95113/6		LB	320-16345-1	1,2-Dibromo-3-Chloropropane	12/10/2015	2	0.88	2	10	U	UG/KG
	MB 320-95113/6		LB	320-16345-1	1,2-Dibromoethane (EDB)	12/10/2015	1	0.27	1	10	U	UG/KG
	MB 320-95113/6		LB	320-16345-1	1,2-Dichlorobenzene	12/10/2015	2	0.64	2	5	U	UG/KG
	MB 320-95113/6		LB	320-16345-1	1,2-Dichloroethane	12/10/2015	2	0.73	2	5	U	UG/KG
	MB 320-95113/6		LB	320-16345-1	1,2-Dichloropropane	12/10/2015	2	0.6	2	5	U	UG/KG
	MB 320-95113/6		LB	320-16345-1	1,3,5-Trimethylbenzene	12/10/2015	1	0.35	1	5	U	UG/KG
	MB 320-95113/6		LB	320-16345-1	1,3-Dichlorobenzene	12/10/2015	1	0.3	1	5	U	UG/KG
	MB 320-95113/6		LB	320-16345-1	1,4-Dichlorobenzene	12/10/2015	2	0.78	2	5	U	UG/KG
	MB 320-95113/6		LB	320-16345-1	1,4-Dioxane	12/10/2015	75	39	75	250	U	UG/KG
	MB 320-95113/6		LB	320-16345-1	2-Butanone (MEK)	12/10/2015	5	1.4	5	10	U	UG/KG
	MB 320-95113/6		LB	320-16345-1	2-Hexanone	12/10/2015	2	0.74	2	10	U	UG/KG
	MB 320-95113/6		LB	320-16345-1	4-Methyl-2-pentanone (MIBK)	12/10/2015	2	0.92	2	10	U	UG/KG
	MB 320-95113/6		LB	320-16345-1	Acetone	12/10/2015	5	1.4	5	20	U	UG/KG
	MB 320-95113/6		LB	320-16345-1	Benzene	12/10/2015	1	0.26	1	5	U	UG/KG
	MB 320-95113/6		LB	320-16345-1	Bromochloromethane	12/10/2015	2	0.94	2	5	U	UG/KG
	MB 320-95113/6		LB	320-16345-1	Bromodichloromethane	12/10/2015	2	0.53	2	5	U	UG/KG
	MB 320-95113/6		LB	320-16345-1	Bromoform	12/10/2015	1	0.4	1	5	U	UG/KG
	MB 320-95113/6		LB	320-16345-1	Bromomethane	12/10/2015	2	0.86	2	5	U	UG/KG
	MB 320-95113/6		LB	320-16345-1	Carbon disulfide	12/10/2015	1	0.49	1	10	U	UG/KG

Table 5. Trip and Method Blank Data Summary for Discrete Soil Samples for the Open Detonation Unit, Kirtland Air Force Base, December 2015

Method	Blank ID	Matrix	Blank Type*	SDG	Analyte	Analysis Date	Result	DL	LOD	LOQ	Flag	Units
SW8260B												
	MB 320-95113/6	SOIL	LB	320-16345-1	Carbon tetrachloride	12/10/2015	2	0.53	2	5	U	UG/KG
	MB 320-95113/6		LB	320-16345-1	Chlorobenzene	12/10/2015	1	0.29	1	5	U	UG/KG
	MB 320-95113/6		LB	320-16345-1	Chloroethane	12/10/2015	1	0.45	1	5	U	UG/KG
	MB 320-95113/6		LB	320-16345-1	Chloroform	12/10/2015	1	0.26	1	5	U	UG/KG
	MB 320-95113/6		LB	320-16345-1	Chloromethane	12/10/2015	1	0.5	1	5	U	UG/KG
	MB 320-95113/6		LB	320-16345-1	cis-1,2-Dichloroethene	12/10/2015	2	0.89	2	5	U	UG/KG
	MB 320-95113/6		LB	320-16345-1	cis-1,3-Dichloropropene	12/10/2015	2	0.64	2	5	U	UG/KG
	MB 320-95113/6		LB	320-16345-1	Cyclohexane	12/10/2015	1	1	1	10	U	UG/KG
	MB 320-95113/6		LB	320-16345-1	Dibromochloromethane	12/10/2015	1	0.26	1	5	U	UG/KG
	MB 320-95113/6		LB	320-16345-1	Dichlorodifluoromethane	12/10/2015	2	0.89	2	5	U	UG/KG
	MB 320-95113/6		LB	320-16345-1	Ethylbenzene	12/10/2015	1	0.34	1	5	U	UG/KG
	MB 320-95113/6		LB	320-16345-1	Isopropylbenzene	12/10/2015	2	0.52	2	5	U	UG/KG
	MB 320-95113/6		LB	320-16345-1	Methyl Acetate	12/10/2015	1	1	1	10	U	UG/KG
	MB 320-95113/6		LB	320-16345-1	Methyl cyclohexane	12/10/2015	1	1	1	10	U	UG/KG
	MB 320-95113/6		LB	320-16345-1	Methyl tert-butyl ether	12/10/2015	2	0.6	2	5	U	UG/KG
	MB 320-95113/6		LB	320-16345-1	Methylene Chloride	12/10/2015	2	0.84	2	5	U	UG/KG
	MB 320-95113/6		LB	320-16345-1	m-Xylene & p-Xylene	12/10/2015	2	0.81	2	5	U	UG/KG
	MB 320-95113/6		LB	320-16345-1	Naphthalene	12/10/2015	2	0.63	2	5	U	UG/KG
	MB 320-95113/6		LB	320-16345-1	o-Xylene	12/10/2015	1	0.33	1	5	U	UG/KG
	MB 320-95113/6		LB	320-16345-1	Styrene	12/10/2015	1	0.31	1	5	U	UG/KG
	MB 320-95113/6		LB	320-16345-1	Tetrachloroethene	12/10/2015	2	0.61	2	5	U	UG/KG
	MB 320-95113/6		LB	320-16345-1	Toluene	12/10/2015	2	0.61	2	5	U	UG/KG
	MB 320-95113/6		LB	320-16345-1	trans-1,2-Dichloroethene	12/10/2015	1	0.38	1	5	U	UG/KG
	MB 320-95113/6		LB	320-16345-1	trans-1,3-Dichloropropene	12/10/2015	2	0.75	2	5	U	UG/KG
	MB 320-95113/6		LB	320-16345-1	Trichloroethene	12/10/2015	2	0.6	2	5	U	UG/KG
	MB 320-95113/6		LB	320-16345-1	Trichlorofluoromethane	12/10/2015	1	0.34	1	5	U	UG/KG
	MB 320-95113/6		LB	320-16345-1	Vinyl chloride	12/10/2015	1	0.36	1	5	U	UG/KG
	MB 320-95328/7		LB	320-16371-1	1,1,1-Trichloroethane	12/11/2015	1	0.36	1	5	U	UG/KG
	MB 320-95328/7		LB	320-16371-1	1,1,2,2-Tetrachloroethane	12/11/2015	2	0.68	2	5	U	UG/KG
	MB 320-95328/7		LB	320-16371-1	1,1,2-Trichloro-1,2,2-trifluoroethane	12/11/2015	1	0.83	1	10	U	UG/KG
	MB 320-95328/7		LB	320-16371-1	1,1,2-Trichloroethane	12/11/2015	1	0.44	1	5	U	UG/KG
	MB 320-95328/7		LB	320-16371-1	1,1-Dichloroethane	12/11/2015	1	0.29	1	5	U	UG/KG
	MB 320-95328/7		LB	320-16371-1	1,1-Dichloroethene	12/11/2015	1	0.26	1	5	U	UG/KG

Table 5. Trip and Method Blank Data Summary for Discrete Soil Samples for the Open Detonation Unit, Kirtland Air Force Base, December 2015

Method	Blank ID	Matrix	Blank Type*	SDG	Analyte	Analysis Date	Result	DL	LOD	LOQ	Flag	Units
SW8260B												
	MB 320-95328/7	SOIL	LB	320-16371-1	1,2,3-Trichlorobenzene	12/11/2015	2	0.75	2	5	U	UG/KG
	MB 320-95328/7		LB	320-16371-1	1,2,3-Trichloropropane	12/11/2015	2	0.76	2	5	U	UG/KG
	MB 320-95328/7		LB	320-16371-1	1,2,4-Trichlorobenzene	12/11/2015	2	0.75	2	5	U	UG/KG
	MB 320-95328/7		LB	320-16371-1	1,2,4-Trimethylbenzene	12/11/2015	2	0.51	2	5	U	UG/KG
	MB 320-95328/7		LB	320-16371-1	1,2-Dibromo-3-Chloropropane	12/11/2015	2	0.88	2	10	U	UG/KG
	MB 320-95328/7		LB	320-16371-1	1,2-Dibromoethane (EDB)	12/11/2015	1	0.27	1	10	U	UG/KG
	MB 320-95328/7		LB	320-16371-1	1,2-Dichlorobenzene	12/11/2015	2	0.64	2	5	U	UG/KG
	MB 320-95328/7		LB	320-16371-1	1,2-Dichloroethane	12/11/2015	2	0.73	2	5	U	UG/KG
	MB 320-95328/7		LB	320-16371-1	1,2-Dichloropropane	12/11/2015	2	0.6	2	5	U	UG/KG
	MB 320-95328/7		LB	320-16371-1	1,3,5-Trimethylbenzene	12/11/2015	1	0.35	1	5	U	UG/KG
	MB 320-95328/7		LB	320-16371-1	1,3-Dichlorobenzene	12/11/2015	1	0.3	1	5	U	UG/KG
	MB 320-95328/7		LB	320-16371-1	1,4-Dichlorobenzene	12/11/2015	2	0.78	2	5	U	UG/KG
	MB 320-95328/7		LB	320-16371-1	1,4-Dioxane	12/11/2015	75	39	75	250	U	UG/KG
	MB 320-95328/7		LB	320-16371-1	2-Butanone (MEK)	12/11/2015	5	1.4	5	10	U	UG/KG
	MB 320-95328/7		LB	320-16371-1	2-Hexanone	12/11/2015	2	0.74	2	10	U	UG/KG
	MB 320-95328/7		LB	320-16371-1	4-Methyl-2-pentanone (MIBK)	12/11/2015	2	0.92	2	10	U	UG/KG
	MB 320-95328/7		LB	320-16371-1	Acetone	12/11/2015	5	1.4	5	20	U	UG/KG
	MB 320-95328/7		LB	320-16371-1	Benzene	12/11/2015	1	0.26	1	5	U	UG/KG
	MB 320-95328/7		LB	320-16371-1	Bromochloromethane	12/11/2015	2	0.94	2	5	U	UG/KG
	MB 320-95328/7		LB	320-16371-1	Bromodichloromethane	12/11/2015	2	0.53	2	5	U	UG/KG
	MB 320-95328/7		LB	320-16371-1	Bromoform	12/11/2015	1	0.4	1	5	U	UG/KG
	MB 320-95328/7		LB	320-16371-1	Bromomethane	12/11/2015	2	0.86	2	5	U	UG/KG
	MB 320-95328/7		LB	320-16371-1	Carbon disulfide	12/11/2015	1	0.49	1	10	U	UG/KG
	MB 320-95328/7		LB	320-16371-1	Carbon tetrachloride	12/11/2015	2	0.53	2	5	U	UG/KG
	MB 320-95328/7		LB	320-16371-1	Chlorobenzene	12/11/2015	1	0.29	1	5	U	UG/KG
	MB 320-95328/7		LB	320-16371-1	Chloroethane	12/11/2015	1	0.45	1	5	U	UG/KG
	MB 320-95328/7		LB	320-16371-1	Chloroform	12/11/2015	1	0.26	1	5	U	UG/KG
	MB 320-95328/7		LB	320-16371-1	Chloromethane	12/11/2015	1	0.5	1	5	U	UG/KG
	MB 320-95328/7		LB	320-16371-1	cis-1,2-Dichloroethene	12/11/2015	2	0.89	2	5	U	UG/KG
	MB 320-95328/7		LB	320-16371-1	cis-1,3-Dichloropropene	12/11/2015	2	0.64	2	5	U	UG/KG
	MB 320-95328/7		LB	320-16371-1	Cyclohexane	12/11/2015	1	1	1	10	U	UG/KG
	MB 320-95328/7		LB	320-16371-1	Dibromochloromethane	12/11/2015	1	0.26	1	5	U	UG/KG
	MB 320-95328/7		LB	320-16371-1	Dichlorodifluoromethane	12/11/2015	2	0.89	2	5	U	UG/KG

Table 5. Trip and Method Blank Data Summary for Discrete Soil Samples for the Open Detonation Unit, Kirtland Air Force Base, December 2015

Method	Blank ID	Matrix	Blank Type*	SDG	Analyte	Analysis Date	Result	DL	LOD	LOQ	Flag	Units
SW8260B												
	MB 320-95328/7	SOIL	LB	320-16371-1	Ethylbenzene	12/11/2015	1	0.34	1	5	U	UG/KG
	MB 320-95328/7		LB	320-16371-1	Isopropylbenzene	12/11/2015	2	0.52	2	5	U	UG/KG
	MB 320-95328/7		LB	320-16371-1	Methyl Acetate	12/11/2015	1	1	1	10	U	UG/KG
	MB 320-95328/7		LB	320-16371-1	Methyl cyclohexane	12/11/2015	1	1	1	10	U	UG/KG
	MB 320-95328/7		LB	320-16371-1	Methyl tert-butyl ether	12/11/2015	2	0.6	2	5	U	UG/KG
	MB 320-95328/7		LB	320-16371-1	Methylene Chloride	12/11/2015	2	0.84	2	5	U	UG/KG
	MB 320-95328/7		LB	320-16371-1	m-Xylene & p-Xylene	12/11/2015	2	0.81	2	5	U	UG/KG
	MB 320-95328/7		LB	320-16371-1	Naphthalene	12/11/2015	2	0.63	2	5	U	UG/KG
	MB 320-95328/7		LB	320-16371-1	o-Xylene	12/11/2015	1	0.33	1	5	U	UG/KG
	MB 320-95328/7		LB	320-16371-1	Styrene	12/11/2015	1	0.31	1	5	U	UG/KG
	MB 320-95328/7		LB	320-16371-1	Tetrachloroethene	12/11/2015	2	0.61	2	5	U	UG/KG
	MB 320-95328/7		LB	320-16371-1	Toluene	12/11/2015	2	0.61	2	5	U	UG/KG
	MB 320-95328/7		LB	320-16371-1	trans-1,2-Dichloroethene	12/11/2015	1	0.38	1	5	U	UG/KG
	MB 320-95328/7		LB	320-16371-1	trans-1,3-Dichloropropene	12/11/2015	2	0.75	2	5	U	UG/KG
	MB 320-95328/7		LB	320-16371-1	Trichloroethene	12/11/2015	2	0.6	2	5	U	UG/KG
	MB 320-95328/7		LB	320-16371-1	Trichlorofluoromethane	12/11/2015	1	0.34	1	5	U	UG/KG
	MB 320-95328/7		LB	320-16371-1	Vinyl chloride	12/11/2015	1	0.36	1	5	U	UG/KG
	MB 320-95586/7		LB	320-16371-1	1,1,1-Trichloroethane	12/15/2015	1	0.36	1	5	U	UG/KG
	MB 320-95586/7		LB	320-16371-1	1,1,2,2-Tetrachloroethane	12/15/2015	2	0.68	2	5	U	UG/KG
	MB 320-95586/7		LB	320-16371-1	1,1,2-Trichloro-1,2,2-trifluoroethane	12/15/2015	1	0.83	1	10	U	UG/KG
	MB 320-95586/7		LB	320-16371-1	1,1,2-Trichloroethane	12/15/2015	1	0.44	1	5	U	UG/KG
	MB 320-95586/7		LB	320-16371-1	1,1-Dichloroethane	12/15/2015	1	0.29	1	5	U	UG/KG
	MB 320-95586/7		LB	320-16371-1	1,1-Dichloroethene	12/15/2015	1	0.26	1	5	U	UG/KG
	MB 320-95586/7		LB	320-16371-1	1,2,3-Trichlorobenzene	12/15/2015	2	0.75	2	5	U	UG/KG
	MB 320-95586/7		LB	320-16371-1	1,2,3-Trichloropropane	12/15/2015	2	0.76	2	5	U	UG/KG
	MB 320-95586/7		LB	320-16371-1	1,2,4-Trichlorobenzene	12/15/2015	2	0.75	2	5	U	UG/KG
	MB 320-95586/7		LB	320-16371-1	1,2,4-Trimethylbenzene	12/15/2015	2	0.51	2	5	U	UG/KG
	MB 320-95586/7		LB	320-16371-1	1,2-Dibromo-3-Chloropropane	12/15/2015	2	0.88	2	10	U	UG/KG
	MB 320-95586/7		LB	320-16371-1	1,2-Dibromoethane (EDB)	12/15/2015	1	0.27	1	10	U	UG/KG
	MB 320-95586/7		LB	320-16371-1	1,2-Dichlorobenzene	12/15/2015	2	0.64	2	5	U	UG/KG
	MB 320-95586/7		LB	320-16371-1	1,2-Dichloroethane	12/15/2015	2	0.73	2	5	U	UG/KG
	MB 320-95586/7		LB	320-16371-1	1,2-Dichloropropane	12/15/2015	2	0.6	2	5	U	UG/KG
	MB 320-95586/7		LB	320-16371-1	1,3,5-Trimethylbenzene	12/15/2015	1	0.35	1	5	U	UG/KG

Table 5. Trip and Method Blank Data Summary for Discrete Soil Samples for the Open Detonation Unit, Kirtland Air Force Base, December 2015

Method	Blank ID	Matrix	Blank Type*	SDG	Analyte	Analysis Date	Result	DL	LOD	LOQ	Flag	Units
SW8260B												
	MB 320-95586/7	SOIL	LB	320-16371-1	1,3-Dichlorobenzene	12/15/2015	1	0.3	1	5	U	UG/KG
	MB 320-95586/7		LB	320-16371-1	1,4-Dichlorobenzene	12/15/2015	2	0.78	2	5	U	UG/KG
	MB 320-95586/7		LB	320-16371-1	1,4-Dioxane	12/15/2015	75	39	75	250	U	UG/KG
	MB 320-95586/7		LB	320-16371-1	2-Butanone (MEK)	12/15/2015	5	1.4	5	10	U	UG/KG
	MB 320-95586/7		LB	320-16371-1	2-Hexanone	12/15/2015	2	0.74	2	10	U	UG/KG
	MB 320-95586/7		LB	320-16371-1	4-Methyl-2-pentanone (MIBK)	12/15/2015	2	0.92	2	10	U	UG/KG
	MB 320-95586/7		LB	320-16371-1	Acetone	12/15/2015	5	1.4	5	20	U	UG/KG
	MB 320-95586/7		LB	320-16371-1	Benzene	12/15/2015	1	0.26	1	5	U	UG/KG
	MB 320-95586/7		LB	320-16371-1	Bromochloromethane	12/15/2015	2	0.94	2	5	U	UG/KG
	MB 320-95586/7		LB	320-16371-1	Bromodichloromethane	12/15/2015	2	0.53	2	5	U	UG/KG
	MB 320-95586/7		LB	320-16371-1	Bromoform	12/15/2015	1	0.4	1	5	U	UG/KG
	MB 320-95586/7		LB	320-16371-1	Bromomethane	12/15/2015	2	0.86	2	5	U	UG/KG
	MB 320-95586/7		LB	320-16371-1	Carbon disulfide	12/15/2015	1	0.49	1	10	U	UG/KG
	MB 320-95586/7		LB	320-16371-1	Carbon tetrachloride	12/15/2015	2	0.53	2	5	U	UG/KG
	MB 320-95586/7		LB	320-16371-1	Chlorobenzene	12/15/2015	1	0.29	1	5	U	UG/KG
	MB 320-95586/7		LB	320-16371-1	Chloroethane	12/15/2015	1	0.45	1	5	U	UG/KG
	MB 320-95586/7		LB	320-16371-1	Chloroform	12/15/2015	1	0.26	1	5	U	UG/KG
	MB 320-95586/7		LB	320-16371-1	Chloromethane	12/15/2015	1	0.5	1	5	U	UG/KG
	MB 320-95586/7		LB	320-16371-1	cis-1,2-Dichloroethene	12/15/2015	2	0.89	2	5	U	UG/KG
	MB 320-95586/7		LB	320-16371-1	cis-1,3-Dichloropropene	12/15/2015	2	0.64	2	5	U	UG/KG
	MB 320-95586/7		LB	320-16371-1	Cyclohexane	12/15/2015	1	1	1	10	U	UG/KG
	MB 320-95586/7		LB	320-16371-1	Dibromochloromethane	12/15/2015	1	0.26	1	5	U	UG/KG
	MB 320-95586/7		LB	320-16371-1	Dichlorodifluoromethane	12/15/2015	2	0.89	2	5	U	UG/KG
	MB 320-95586/7		LB	320-16371-1	Ethylbenzene	12/15/2015	1	0.34	1	5	U	UG/KG
	MB 320-95586/7		LB	320-16371-1	Isopropylbenzene	12/15/2015	2	0.52	2	5	U	UG/KG
	MB 320-95586/7		LB	320-16371-1	Methyl Acetate	12/15/2015	1	1	1	10	U	UG/KG
	MB 320-95586/7		LB	320-16371-1	Methyl cyclohexane	12/15/2015	1	1	1	10	U	UG/KG
	MB 320-95586/7		LB	320-16371-1	Methyl tert-butyl ether	12/15/2015	2	0.6	2	5	U	UG/KG
	MB 320-95586/7		LB	320-16371-1	Methylene Chloride	12/15/2015	2	0.84	2	5	U	UG/KG
	MB 320-95586/7		LB	320-16371-1	m-Xylene & p-Xylene	12/15/2015	2	0.81	2	5	U	UG/KG
	MB 320-95586/7		LB	320-16371-1	Naphthalene	12/15/2015	2	0.63	2	5	U	UG/KG
	MB 320-95586/7		LB	320-16371-1	o-Xylene	12/15/2015	1	0.33	1	5	U	UG/KG
	MB 320-95586/7		LB	320-16371-1	Styrene	12/15/2015	1	0.31	1	5	U	UG/KG

Table 5. Trip and Method Blank Data Summary for Discrete Soil Samples for the Open Detonation Unit, Kirtland Air Force Base, December 2015

Method	Blank ID	Matrix	Blank Type*	SDG	Analyte	Analysis Date	Result	DL	LOD	LOQ	Flag	Units
SW8260B												
	MB 320-95586/7	SOIL	LB	320-16371-1	Tetrachloroethene	12/15/2015	2	0.61	2	5	U	UG/KG
	MB 320-95586/7		LB	320-16371-1	Toluene	12/15/2015	2	0.61	2	5	U	UG/KG
	MB 320-95586/7		LB	320-16371-1	trans-1,2-Dichloroethene	12/15/2015	1	0.38	1	5	U	UG/KG
	MB 320-95586/7		LB	320-16371-1	trans-1,3-Dichloropropene	12/15/2015	2	0.75	2	5	U	UG/KG
	MB 320-95586/7		LB	320-16371-1	Trichloroethene	12/15/2015	2	0.6	2	5	U	UG/KG
	MB 320-95586/7		LB	320-16371-1	Trichlorofluoromethane	12/15/2015	1	0.34	1	5	U	UG/KG
	MB 320-95586/7		LB	320-16371-1	Vinyl chloride	12/15/2015	1	0.36	1	5	U	UG/KG
	MB 320-95882/6		LB	320-16371-1	1,1,1-Trichloroethane	12/17/2015	1	0.36	1	5	U	UG/KG
	MB 320-95882/6		LB	320-16390-1	1,1,1-Trichloroethane	12/17/2015	1	0.36	1	5	U	UG/KG
	MB 320-95882/6		LB	320-16390-1	1,1,2,2-Tetrachloroethane	12/17/2015	2	0.68	2	5	U	UG/KG
	MB 320-95882/6		LB	320-16371-1	1,1,2,2-Tetrachloroethane	12/17/2015	2	0.68	2	5	U	UG/KG
	MB 320-95882/6		LB	320-16390-1	1,1,2-Trichloro-1,2,2-trifluoroethane	12/17/2015	1	0.83	1	10	U	UG/KG
	MB 320-95882/6		LB	320-16371-1	1,1,2-Trichloro-1,2,2-trifluoroethane	12/17/2015	1	0.83	1	10	U	UG/KG
	MB 320-95882/6		LB	320-16371-1	1,1,2-Trichloroethane	12/17/2015	1	0.44	1	5	U	UG/KG
	MB 320-95882/6		LB	320-16390-1	1,1,2-Trichloroethane	12/17/2015	1	0.44	1	5	U	UG/KG
	MB 320-95882/6		LB	320-16390-1	1,1-Dichloroethane	12/17/2015	1	0.29	1	5	U	UG/KG
	MB 320-95882/6		LB	320-16371-1	1,1-Dichloroethane	12/17/2015	1	0.29	1	5	U	UG/KG
	MB 320-95882/6		LB	320-16371-1	1,1-Dichloroethene	12/17/2015	1	0.26	1	5	U	UG/KG
	MB 320-95882/6		LB	320-16390-1	1,1-Dichloroethene	12/17/2015	1	0.26	1	5	U	UG/KG
	MB 320-95882/6		LB	320-16371-1	1,2,3-Trichlorobenzene	12/17/2015	2	0.75	2	5	U	UG/KG
	MB 320-95882/6		LB	320-16390-1	1,2,3-Trichlorobenzene	12/17/2015	2	0.75	2	5	U	UG/KG
	MB 320-95882/6		LB	320-16390-1	1,2,3-Trichloropropane	12/17/2015	2	0.76	2	5	U	UG/KG
	MB 320-95882/6		LB	320-16371-1	1,2,3-Trichloropropane	12/17/2015	2	0.76	2	5	U	UG/KG
	MB 320-95882/6		LB	320-16371-1	1,2,4-Trichlorobenzene	12/17/2015	2	0.75	2	5	U	UG/KG
	MB 320-95882/6		LB	320-16390-1	1,2,4-Trichlorobenzene	12/17/2015	2	0.75	2	5	U	UG/KG
	MB 320-95882/6		LB	320-16371-1	1,2,4-Trimethylbenzene	12/17/2015	2	0.51	2	5	U	UG/KG
	MB 320-95882/6		LB	320-16390-1	1,2,4-Trimethylbenzene	12/17/2015	2	0.51	2	5	U	UG/KG
	MB 320-95882/6		LB	320-16371-1	1,2-Dibromo-3-Chloropropane	12/17/2015	2	0.88	2	10	U	UG/KG
	MB 320-95882/6		LB	320-16390-1	1,2-Dibromo-3-Chloropropane	12/17/2015	2	0.88	2	10	U	UG/KG
	MB 320-95882/6		LB	320-16371-1	1,2-Dibromoethane (EDB)	12/17/2015	1	0.27	1	10	U	UG/KG
	MB 320-95882/6		LB	320-16390-1	1,2-Dibromoethane (EDB)	12/17/2015	1	0.27	1	10	U	UG/KG
	MB 320-95882/6		LB	320-16371-1	1,2-Dichlorobenzene	12/17/2015	2	0.64	2	5	U	UG/KG
	MB 320-95882/6		LB	320-16390-1	1,2-Dichlorobenzene	12/17/2015	2	0.64	2	5	U	UG/KG

Table 5. Trip and Method Blank Data Summary for Discrete Soil Samples for the Open Detonation Unit, Kirtland Air Force Base, December 2015

Method	Blank ID	Matrix	Blank Type*	SDG	Analyte	Analysis Date	Result	DL	LOD	LOQ	Flag	Units
SW8260B												
	MB 320-95882/6	SOIL	LB	320-16371-1	1,2-Dichloroethane	12/17/2015	2	0.73	2	5	U	UG/KG
	MB 320-95882/6		LB	320-16390-1	1,2-Dichloroethane	12/17/2015	2	0.73	2	5	U	UG/KG
	MB 320-95882/6		LB	320-16390-1	1,2-Dichloropropane	12/17/2015	2	0.6	2	5	U	UG/KG
	MB 320-95882/6		LB	320-16371-1	1,2-Dichloropropane	12/17/2015	2	0.6	2	5	U	UG/KG
	MB 320-95882/6		LB	320-16390-1	1,3,5-Trimethylbenzene	12/17/2015	1	0.35	1	5	U	UG/KG
	MB 320-95882/6		LB	320-16371-1	1,3,5-Trimethylbenzene	12/17/2015	1	0.35	1	5	U	UG/KG
	MB 320-95882/6		LB	320-16390-1	1,3-Dichlorobenzene	12/17/2015	1	0.3	1	5	U	UG/KG
	MB 320-95882/6		LB	320-16371-1	1,3-Dichlorobenzene	12/17/2015	1	0.3	1	5	U	UG/KG
	MB 320-95882/6		LB	320-16371-1	1,4-Dichlorobenzene	12/17/2015	2	0.78	2	5	U	UG/KG
	MB 320-95882/6		LB	320-16390-1	1,4-Dichlorobenzene	12/17/2015	2	0.78	2	5	U	UG/KG
	MB 320-95882/6		LB	320-16390-1	1,4-Dioxane	12/17/2015	75	39	75	250	U	UG/KG
	MB 320-95882/6		LB	320-16371-1	1,4-Dioxane	12/17/2015	75	39	75	250	U	UG/KG
	MB 320-95882/6		LB	320-16371-1	2-Butanone (MEK)	12/17/2015	5	1.4	5	10	U	UG/KG
	MB 320-95882/6		LB	320-16390-1	2-Butanone (MEK)	12/17/2015	5	1.4	5	10	U	UG/KG
	MB 320-95882/6		LB	320-16390-1	2-Hexanone	12/17/2015	2	0.74	2	10	U	UG/KG
	MB 320-95882/6		LB	320-16371-1	2-Hexanone	12/17/2015	2	0.74	2	10	U	UG/KG
	MB 320-95882/6		LB	320-16390-1	4-Methyl-2-pentanone (MIBK)	12/17/2015	2	0.92	2	10	U	UG/KG
	MB 320-95882/6		LB	320-16371-1	4-Methyl-2-pentanone (MIBK)	12/17/2015	2	0.92	2	10	U	UG/KG
	MB 320-95882/6		LB	320-16390-1	Acetone	12/17/2015	5	1.4	5	20	U	UG/KG
	MB 320-95882/6		LB	320-16371-1	Acetone	12/17/2015	5	1.4	5	20	U	UG/KG
	MB 320-95882/6		LB	320-16371-1	Benzene	12/17/2015	1	0.26	1	5	U	UG/KG
	MB 320-95882/6		LB	320-16390-1	Benzene	12/17/2015	1	0.26	1	5	U	UG/KG
	MB 320-95882/6		LB	320-16390-1	Bromochloromethane	12/17/2015	2	0.94	2	5	U	UG/KG
	MB 320-95882/6		LB	320-16371-1	Bromochloromethane	12/17/2015	2	0.94	2	5	U	UG/KG
	MB 320-95882/6		LB	320-16390-1	Bromodichloromethane	12/17/2015	2	0.53	2	5	U	UG/KG
	MB 320-95882/6		LB	320-16371-1	Bromodichloromethane	12/17/2015	2	0.53	2	5	U	UG/KG
	MB 320-95882/6		LB	320-16390-1	Bromoform	12/17/2015	1	0.4	1	5	U	UG/KG
	MB 320-95882/6		LB	320-16371-1	Bromoform	12/17/2015	1	0.4	1	5	U	UG/KG
	MB 320-95882/6		LB	320-16390-1	Bromomethane	12/17/2015	2	0.86	2	5	U	UG/KG
	MB 320-95882/6		LB	320-16371-1	Bromomethane	12/17/2015	2	0.86	2	5	U	UG/KG
	MB 320-95882/6		LB	320-16371-1	Carbon disulfide	12/17/2015	1	0.49	1	10	U	UG/KG
	MB 320-95882/6		LB	320-16390-1	Carbon disulfide	12/17/2015	1	0.49	1	10	U	UG/KG
	MB 320-95882/6		LB	320-16390-1	Carbon tetrachloride	12/17/2015	2	0.53	2	5	U	UG/KG

Table 5. Trip and Method Blank Data Summary for Discrete Soil Samples for the Open Detonation Unit, Kirtland Air Force Base, December 2015

Method	Blank ID	Matrix	Blank Type*	SDG	Analyte	Analysis Date	Result	DL	LOD	LOQ	Flag	Units
SW8260B												
	MB 320-95882/6	SOIL	LB	320-16371-1	Carbon tetrachloride	12/17/2015	2	0.53	2	5	U	UG/KG
	MB 320-95882/6		LB	320-16371-1	Chlorobenzene	12/17/2015	1	0.29	1	5	U	UG/KG
	MB 320-95882/6		LB	320-16390-1	Chlorobenzene	12/17/2015	1	0.29	1	5	U	UG/KG
	MB 320-95882/6		LB	320-16390-1	Chloroethane	12/17/2015	1	0.45	1	5	U	UG/KG
	MB 320-95882/6		LB	320-16371-1	Chloroethane	12/17/2015	1	0.45	1	5	U	UG/KG
	MB 320-95882/6		LB	320-16390-1	Chloroform	12/17/2015	1	0.26	1	5	U	UG/KG
	MB 320-95882/6		LB	320-16371-1	Chloroform	12/17/2015	1	0.26	1	5	U	UG/KG
	MB 320-95882/6		LB	320-16390-1	Chloromethane	12/17/2015	1	0.5	1	5	U	UG/KG
	MB 320-95882/6		LB	320-16371-1	Chloromethane	12/17/2015	1	0.5	1	5	U	UG/KG
	MB 320-95882/6		LB	320-16371-1	cis-1,2-Dichloroethene	12/17/2015	2	0.89	2	5	U	UG/KG
	MB 320-95882/6		LB	320-16390-1	cis-1,2-Dichloroethene	12/17/2015	2	0.89	2	5	U	UG/KG
	MB 320-95882/6		LB	320-16371-1	cis-1,3-Dichloropropene	12/17/2015	2	0.64	2	5	U	UG/KG
	MB 320-95882/6		LB	320-16390-1	cis-1,3-Dichloropropene	12/17/2015	2	0.64	2	5	U	UG/KG
	MB 320-95882/6		LB	320-16390-1	Cyclohexane	12/17/2015	1	1	1	10	U	UG/KG
	MB 320-95882/6		LB	320-16371-1	Cyclohexane	12/17/2015	1	1	1	10	U	UG/KG
	MB 320-95882/6		LB	320-16371-1	Dibromochloromethane	12/17/2015	1	0.26	1	5	U	UG/KG
	MB 320-95882/6		LB	320-16390-1	Dibromochloromethane	12/17/2015	1	0.26	1	5	U	UG/KG
	MB 320-95882/6		LB	320-16371-1	Dichlorodifluoromethane	12/17/2015	2	0.89	2	5	U	UG/KG
	MB 320-95882/6		LB	320-16390-1	Dichlorodifluoromethane	12/17/2015	2	0.89	2	5	U	UG/KG
	MB 320-95882/6		LB	320-16390-1	Ethylbenzene	12/17/2015	1	0.34	1	5	U	UG/KG
	MB 320-95882/6		LB	320-16371-1	Ethylbenzene	12/17/2015	1	0.34	1	5	U	UG/KG
	MB 320-95882/6		LB	320-16371-1	Isopropylbenzene	12/17/2015	2	0.52	2	5	U	UG/KG
	MB 320-95882/6		LB	320-16390-1	Isopropylbenzene	12/17/2015	2	0.52	2	5	U	UG/KG
	MB 320-95882/6		LB	320-16371-1	Methyl Acetate	12/17/2015	1	1	1	10	U	UG/KG
	MB 320-95882/6		LB	320-16390-1	Methyl Acetate	12/17/2015	1	1	1	10	U	UG/KG
	MB 320-95882/6		LB	320-16390-1	Methyl cyclohexane	12/17/2015	1	1	1	10	U	UG/KG
	MB 320-95882/6		LB	320-16371-1	Methyl cyclohexane	12/17/2015	1	1	1	10	U	UG/KG
	MB 320-95882/6		LB	320-16371-1	Methyl tert-butyl ether	12/17/2015	2	0.6	2	5	U	UG/KG
	MB 320-95882/6		LB	320-16390-1	Methyl tert-butyl ether	12/17/2015	2	0.6	2	5	U	UG/KG
	MB 320-95882/6		LB	320-16390-1	Methylene Chloride	12/17/2015	2	0.84	2	5	U	UG/KG
	MB 320-95882/6		LB	320-16371-1	Methylene Chloride	12/17/2015	2	0.84	2	5	U	UG/KG
	MB 320-95882/6		LB	320-16371-1	m-Xylene & p-Xylene	12/17/2015	2	0.81	2	5	U	UG/KG
	MB 320-95882/6		LB	320-16390-1	m-Xylene & p-Xylene	12/17/2015	2	0.81	2	5	U	UG/KG

Table 5. Trip and Method Blank Data Summary for Discrete Soil Samples for the Open Detonation Unit, Kirtland Air Force Base, December 2015

Method	Blank ID	Matrix	Blank Type*	SDG	Analyte	Analysis Date	Result	DL	LOD	LOQ	Flag	Units
SW8260B												
	MB 320-95882/6	SOIL	LB	320-16371-1	Naphthalene	12/17/2015	2	0.63	2	5	U	UG/KG
	MB 320-95882/6		LB	320-16390-1	Naphthalene	12/17/2015	2	0.63	2	5	U	UG/KG
	MB 320-95882/6		LB	320-16390-1	o-Xylene	12/17/2015	1	0.33	1	5	U	UG/KG
	MB 320-95882/6		LB	320-16371-1	o-Xylene	12/17/2015	1	0.33	1	5	U	UG/KG
	MB 320-95882/6		LB	320-16371-1	Styrene	12/17/2015	1	0.31	1	5	U	UG/KG
	MB 320-95882/6		LB	320-16390-1	Styrene	12/17/2015	1	0.31	1	5	U	UG/KG
	MB 320-95882/6		LB	320-16390-1	Tetrachloroethene	12/17/2015	2	0.61	2	5	U	UG/KG
	MB 320-95882/6		LB	320-16371-1	Tetrachloroethene	12/17/2015	2	0.61	2	5	U	UG/KG
	MB 320-95882/6		LB	320-16390-1	Toluene	12/17/2015	2	0.61	2	5	U	UG/KG
	MB 320-95882/6		LB	320-16371-1	Toluene	12/17/2015	2	0.61	2	5	U	UG/KG
	MB 320-95882/6		LB	320-16390-1	trans-1,2-Dichloroethene	12/17/2015	1	0.38	1	5	U	UG/KG
	MB 320-95882/6		LB	320-16371-1	trans-1,2-Dichloroethene	12/17/2015	1	0.38	1	5	U	UG/KG
	MB 320-95882/6		LB	320-16371-1	trans-1,3-Dichloropropene	12/17/2015	2	0.75	2	5	U	UG/KG
	MB 320-95882/6		LB	320-16390-1	trans-1,3-Dichloropropene	12/17/2015	2	0.75	2	5	U	UG/KG
	MB 320-95882/6		LB	320-16390-1	Trichloroethene	12/17/2015	2	0.6	2	5	U	UG/KG
	MB 320-95882/6		LB	320-16371-1	Trichloroethene	12/17/2015	2	0.6	2	5	U	UG/KG
	MB 320-95882/6		LB	320-16390-1	Trichlorofluoromethane	12/17/2015	1	0.34	1	5	U	UG/KG
	MB 320-95882/6		LB	320-16371-1	Trichlorofluoromethane	12/17/2015	1	0.34	1	5	U	UG/KG
	MB 320-95882/6		LB	320-16371-1	Vinyl chloride	12/17/2015	1	0.36	1	5	U	UG/KG
	MB 320-95882/6		LB	320-16390-1	Vinyl chloride	12/17/2015	1	0.36	1	5	U	UG/KG
	MB 320-96285/8		LB	320-16390-1	1,1,1-Trichloroethane	12/21/2015	1	0.36	1	5	U	UG/KG
	MB 320-96285/8		LB	320-16390-1	1,1,2,2-Tetrachloroethane	12/21/2015	2	0.68	2	5	U	UG/KG
	MB 320-96285/8		LB	320-16390-1	1,1,2-Trichloro-1,2,2-trifluoroethane	12/21/2015	1	0.83	1	10	U	UG/KG
	MB 320-96285/8		LB	320-16390-1	1,1,2-Trichloroethane	12/21/2015	1	0.44	1	5	U	UG/KG
	MB 320-96285/8		LB	320-16390-1	1,1-Dichloroethane	12/21/2015	1	0.29	1	5	U	UG/KG
	MB 320-96285/8		LB	320-16390-1	1,1-Dichloroethene	12/21/2015	1	0.26	1	5	U	UG/KG
	MB 320-96285/8		LB	320-16390-1	1,2,3-Trichlorobenzene	12/21/2015	2	0.75	2	5	U	UG/KG
	MB 320-96285/8		LB	320-16390-1	1,2,3-Trichloropropane	12/21/2015	2	0.76	2	5	U	UG/KG
	MB 320-96285/8		LB	320-16390-1	1,2,4-Trichlorobenzene	12/21/2015	2	0.75	2	5	U	UG/KG
	MB 320-96285/8		LB	320-16390-1	1,2,4-Trimethylbenzene	12/21/2015	2	0.51	2	5	U	UG/KG
	MB 320-96285/8		LB	320-16390-1	1,2-Dibromo-3-Chloropropane	12/21/2015	2	0.88	2	10	U	UG/KG
	MB 320-96285/8		LB	320-16390-1	1,2-Dibromoethane (EDB)	12/21/2015	1	0.27	1	10	U	UG/KG
	MB 320-96285/8		LB	320-16390-1	1,2-Dichlorobenzene	12/21/2015	2	0.64	2	5	U	UG/KG

Table 5. Trip and Method Blank Data Summary for Discrete Soil Samples for the Open Detonation Unit, Kirtland Air Force Base, December 2015

Method	Blank ID	Matrix	Blank Type*	SDG	Analyte	Analysis Date	Result	DL	LOD	LOQ	Flag	Units
SW8260B												
	MB 320-96285/8	SOIL	LB	320-16390-1	1,2-Dichloroethane	12/21/2015	2	0.73	2	5	U	UG/KG
	MB 320-96285/8		LB	320-16390-1	1,2-Dichloropropane	12/21/2015	2	0.6	2	5	U	UG/KG
	MB 320-96285/8		LB	320-16390-1	1,3,5-Trimethylbenzene	12/21/2015	1	0.35	1	5	U	UG/KG
	MB 320-96285/8		LB	320-16390-1	1,3-Dichlorobenzene	12/21/2015	1	0.3	1	5	U	UG/KG
	MB 320-96285/8		LB	320-16390-1	1,4-Dichlorobenzene	12/21/2015	2	0.78	2	5	U	UG/KG
	MB 320-96285/8		LB	320-16390-1	1,4-Dioxane	12/21/2015	75	39	75	250	U	UG/KG
	MB 320-96285/8		LB	320-16390-1	2-Butanone (MEK)	12/21/2015	5	1.4	5	10	U	UG/KG
	MB 320-96285/8		LB	320-16390-1	2-Hexanone	12/21/2015	2	0.74	2	10	U	UG/KG
	MB 320-96285/8		LB	320-16390-1	4-Methyl-2-pentanone (MIBK)	12/21/2015	2	0.92	2	10	U	UG/KG
	MB 320-96285/8		LB	320-16390-1	Acetone	12/21/2015	5	1.4	5	20	U	UG/KG
	MB 320-96285/8		LB	320-16390-1	Benzene	12/21/2015	1	0.26	1	5	U	UG/KG
	MB 320-96285/8		LB	320-16390-1	Bromochloromethane	12/21/2015	2	0.94	2	5	U	UG/KG
	MB 320-96285/8		LB	320-16390-1	Bromodichloromethane	12/21/2015	2	0.53	2	5	U	UG/KG
	MB 320-96285/8		LB	320-16390-1	Bromoform	12/21/2015	1	0.4	1	5	U	UG/KG
	MB 320-96285/8		LB	320-16390-1	Bromomethane	12/21/2015	2	0.86	2	5	U	UG/KG
	MB 320-96285/8		LB	320-16390-1	Carbon disulfide	12/21/2015	1	0.49	1	10	U	UG/KG
	MB 320-96285/8		LB	320-16390-1	Carbon tetrachloride	12/21/2015	2	0.53	2	5	U	UG/KG
	MB 320-96285/8		LB	320-16390-1	Chlorobenzene	12/21/2015	1	0.29	1	5	U	UG/KG
	MB 320-96285/8		LB	320-16390-1	Chloroethane	12/21/2015	1	0.45	1	5	U	UG/KG
	MB 320-96285/8		LB	320-16390-1	Chloroform	12/21/2015	1	0.26	1	5	U	UG/KG
	MB 320-96285/8		LB	320-16390-1	Chloromethane	12/21/2015	1	0.5	1	5	U	UG/KG
	MB 320-96285/8		LB	320-16390-1	cis-1,2-Dichloroethene	12/21/2015	2	0.89	2	5	U	UG/KG
	MB 320-96285/8		LB	320-16390-1	cis-1,3-Dichloropropene	12/21/2015	2	0.64	2	5	U	UG/KG
	MB 320-96285/8		LB	320-16390-1	Cyclohexane	12/21/2015	1	1	1	10	U	UG/KG
	MB 320-96285/8		LB	320-16390-1	Dibromochloromethane	12/21/2015	1	0.26	1	5	U	UG/KG
	MB 320-96285/8		LB	320-16390-1	Dichlorodifluoromethane	12/21/2015	2	0.89	2	5	U	UG/KG
	MB 320-96285/8		LB	320-16390-1	Ethylbenzene	12/21/2015	1	0.34	1	5	U	UG/KG
	MB 320-96285/8		LB	320-16390-1	Isopropylbenzene	12/21/2015	2	0.52	2	5	U	UG/KG
	MB 320-96285/8		LB	320-16390-1	Methyl Acetate	12/21/2015	1	1	1	10	U	UG/KG
	MB 320-96285/8		LB	320-16390-1	Methyl cyclohexane	12/21/2015	1	1	1	10	U	UG/KG
	MB 320-96285/8		LB	320-16390-1	Methyl tert-butyl ether	12/21/2015	2	0.6	2	5	U	UG/KG
	MB 320-96285/8		LB	320-16390-1	Methylene Chloride	12/21/2015	2	0.84	2	5	U	UG/KG
	MB 320-96285/8		LB	320-16390-1	m-Xylene & p-Xylene	12/21/2015	2	0.81	2	5	U	UG/KG

Table 5. Trip and Method Blank Data Summary for Discrete Soil Samples for the Open Detonation Unit, Kirtland Air Force Base, December 2015

Method	Blank ID	Matrix	Blank Type*	SDG	Analyte	Analysis Date	Result	DL	LOD	LOQ	Flag	Units
SW8260B												
	MB 320-96285/8	SOIL	LB	320-16390-1	Naphthalene	12/21/2015	2	0.63	2	5	U	UG/KG
	MB 320-96285/8		LB	320-16390-1	o-Xylene	12/21/2015	1	0.33	1	5	U	UG/KG
	MB 320-96285/8		LB	320-16390-1	Styrene	12/21/2015	1	0.31	1	5	U	UG/KG
	MB 320-96285/8		LB	320-16390-1	Tetrachloroethene	12/21/2015	2	0.61	2	5	U	UG/KG
	MB 320-96285/8		LB	320-16390-1	Toluene	12/21/2015	2	0.61	2	5	U	UG/KG
	MB 320-96285/8		LB	320-16390-1	trans-1,2-Dichloroethene	12/21/2015	1	0.38	1	5	U	UG/KG
	MB 320-96285/8		LB	320-16390-1	trans-1,3-Dichloropropene	12/21/2015	2	0.75	2	5	U	UG/KG
	MB 320-96285/8		LB	320-16390-1	Trichloroethene	12/21/2015	2	0.6	2	5	U	UG/KG
	MB 320-96285/8		LB	320-16390-1	Trichlorofluoromethane	12/21/2015	1	0.34	1	5	U	UG/KG
	MB 320-96285/8		LB	320-16390-1	Vinyl chloride	12/21/2015	1	0.36	1	5	U	UG/KG
	MB 320-96371/8		LB	320-16390-1	1,1,1-Trichloroethane	12/22/2015	1	0.36	1	5	U	UG/KG
	MB 320-96371/8		LB	320-16390-1	1,1,2,2-Tetrachloroethane	12/22/2015	2	0.68	2	5	U	UG/KG
	MB 320-96371/8		LB	320-16390-1	1,1,2-Trichloro-1,2,2-trifluoroethane	12/22/2015	1	0.83	1	10	U	UG/KG
	MB 320-96371/8		LB	320-16390-1	1,1,2-Trichloroethane	12/22/2015	1	0.44	1	5	U	UG/KG
	MB 320-96371/8		LB	320-16390-1	1,1-Dichloroethane	12/22/2015	1	0.29	1	5	U	UG/KG
	MB 320-96371/8		LB	320-16390-1	1,1-Dichloroethene	12/22/2015	1	0.26	1	5	U	UG/KG
	MB 320-96371/8		LB	320-16390-1	1,2,3-Trichlorobenzene	12/22/2015	2	0.75	2	5	U	UG/KG
	MB 320-96371/8		LB	320-16390-1	1,2,3-Trichloropropane	12/22/2015	2	0.76	2	5	U	UG/KG
	MB 320-96371/8		LB	320-16390-1	1,2,4-Trichlorobenzene	12/22/2015	2	0.75	2	5	U	UG/KG
	MB 320-96371/8		LB	320-16390-1	1,2,4-Trimethylbenzene	12/22/2015	2	0.51	2	5	U	UG/KG
	MB 320-96371/8		LB	320-16390-1	1,2-Dibromo-3-Chloropropane	12/22/2015	2	0.88	2	10	U	UG/KG
	MB 320-96371/8		LB	320-16390-1	1,2-Dibromoethane (EDB)	12/22/2015	1	0.27	1	10	U	UG/KG
	MB 320-96371/8		LB	320-16390-1	1,2-Dichlorobenzene	12/22/2015	2	0.64	2	5	U	UG/KG
	MB 320-96371/8		LB	320-16390-1	1,2-Dichloroethane	12/22/2015	2	0.73	2	5	U	UG/KG
	MB 320-96371/8		LB	320-16390-1	1,2-Dichloropropane	12/22/2015	2	0.6	2	5	U	UG/KG
	MB 320-96371/8		LB	320-16390-1	1,3,5-Trimethylbenzene	12/22/2015	1	0.35	1	5	U	UG/KG
	MB 320-96371/8		LB	320-16390-1	1,3-Dichlorobenzene	12/22/2015	1	0.3	1	5	U	UG/KG
	MB 320-96371/8		LB	320-16390-1	1,4-Dichlorobenzene	12/22/2015	2	0.78	2	5	U	UG/KG
	MB 320-96371/8		LB	320-16390-1	1,4-Dioxane	12/22/2015	75	39	75	250	U	UG/KG
	MB 320-96371/8		LB	320-16390-1	2-Butanone (MEK)	12/22/2015	5	1.4	5	10	U	UG/KG
	MB 320-96371/8		LB	320-16390-1	2-Hexanone	12/22/2015	2	0.74	2	10	U	UG/KG
	MB 320-96371/8		LB	320-16390-1	4-Methyl-2-pentanone (MIBK)	12/22/2015	2	0.92	2	10	U	UG/KG
	MB 320-96371/8		LB	320-16390-1	Acetone	12/22/2015	5	1.4	5	20	U	UG/KG

Table 5. Trip and Method Blank Data Summary for Discrete Soil Samples for the Open Detonation Unit, Kirtland Air Force Base, December 2015

Method	Blank ID	Matrix	Blank Type*	SDG	Analyte	Analysis Date	Result	DL	LOD	LOQ	Flag	Units
SW8260B												
	MB 320-96371/8	SOIL	LB	320-16390-1	Benzene	12/22/2015	1	0.26	1	5	U	UG/KG
	MB 320-96371/8		LB	320-16390-1	Bromochloromethane	12/22/2015	2	0.94	2	5	U	UG/KG
	MB 320-96371/8		LB	320-16390-1	Bromodichloromethane	12/22/2015	2	0.53	2	5	U	UG/KG
	MB 320-96371/8		LB	320-16390-1	Bromoform	12/22/2015	1	0.4	1	5	U	UG/KG
	MB 320-96371/8		LB	320-16390-1	Bromomethane	12/22/2015	2	0.86	2	5	U	UG/KG
	MB 320-96371/8		LB	320-16390-1	Carbon disulfide	12/22/2015	1	0.49	1	10	U	UG/KG
	MB 320-96371/8		LB	320-16390-1	Carbon tetrachloride	12/22/2015	2	0.53	2	5	U	UG/KG
	MB 320-96371/8		LB	320-16390-1	Chlorobenzene	12/22/2015	1	0.29	1	5	U	UG/KG
	MB 320-96371/8		LB	320-16390-1	Chloroethane	12/22/2015	1	0.45	1	5	U	UG/KG
	MB 320-96371/8		LB	320-16390-1	Chloroform	12/22/2015	1	0.26	1	5	U	UG/KG
	MB 320-96371/8		LB	320-16390-1	Chloromethane	12/22/2015	1	0.5	1	5	U	UG/KG
	MB 320-96371/8		LB	320-16390-1	cis-1,2-Dichloroethene	12/22/2015	2	0.89	2	5	U	UG/KG
	MB 320-96371/8		LB	320-16390-1	cis-1,3-Dichloropropene	12/22/2015	2	0.64	2	5	U	UG/KG
	MB 320-96371/8		LB	320-16390-1	Cyclohexane	12/22/2015	1	1	1	10	U	UG/KG
	MB 320-96371/8		LB	320-16390-1	Dibromochloromethane	12/22/2015	1	0.26	1	5	U	UG/KG
	MB 320-96371/8		LB	320-16390-1	Dichlorodifluoromethane	12/22/2015	2	0.89	2	5	U	UG/KG
	MB 320-96371/8		LB	320-16390-1	Ethylbenzene	12/22/2015	1	0.34	1	5	U	UG/KG
	MB 320-96371/8		LB	320-16390-1	Isopropylbenzene	12/22/2015	2	0.52	2	5	U	UG/KG
	MB 320-96371/8		LB	320-16390-1	Methyl Acetate	12/22/2015	1	1	1	10	U	UG/KG
	MB 320-96371/8		LB	320-16390-1	Methyl cyclohexane	12/22/2015	1	1	1	10	U	UG/KG
	MB 320-96371/8		LB	320-16390-1	Methyl tert-butyl ether	12/22/2015	2	0.6	2	5	U	UG/KG
	MB 320-96371/8		LB	320-16390-1	Methylene Chloride	12/22/2015	2	0.84	2	5	U	UG/KG
	MB 320-96371/8		LB	320-16390-1	m-Xylene & p-Xylene	12/22/2015	2	0.81	2	5	U	UG/KG
	MB 320-96371/8		LB	320-16390-1	Naphthalene	12/22/2015	2	0.63	2	5	U	UG/KG
	MB 320-96371/8		LB	320-16390-1	o-Xylene	12/22/2015	1	0.33	1	5	U	UG/KG
	MB 320-96371/8		LB	320-16390-1	Styrene	12/22/2015	1	0.31	1	5	U	UG/KG
	MB 320-96371/8		LB	320-16390-1	Tetrachloroethene	12/22/2015	2	0.61	2	5	U	UG/KG
	MB 320-96371/8		LB	320-16390-1	Toluene	12/22/2015	2	0.61	2	5	U	UG/KG
	MB 320-96371/8		LB	320-16390-1	trans-1,2-Dichloroethene	12/22/2015	1	0.38	1	5	U	UG/KG
	MB 320-96371/8		LB	320-16390-1	trans-1,3-Dichloropropene	12/22/2015	2	0.75	2	5	U	UG/KG
	MB 320-96371/8		LB	320-16390-1	Trichloroethene	12/22/2015	2	0.6	2	5	U	UG/KG
	MB 320-96371/8		LB	320-16390-1	Trichlorofluoromethane	12/22/2015	1	0.34	1	5	U	UG/KG
	MB 320-96371/8		LB	320-16390-1	Vinyl chloride	12/22/2015	1	0.36	1	5	U	UG/KG

Table 5. Trip and Method Blank Data Summary for Discrete Soil Samples for the Open Detonation Unit, Kirtland Air Force Base, December 2015

Method	Blank ID	Matrix	Blank Type*	SDG	Analyte	Analysis Date	Result	DL	LOD	LOQ	Flag	Units
SW8260B												
	OT29-WW-RINSATE1	WATER	EB	320-16345-1	1,1,1-Trichloroethane	12/18/2015	0.4	0.16	0.4	1	U	UG/L
	OT29-WW-RINSATE1		EB	320-16345-1	1,1,2,2-Tetrachloroethane	12/18/2015	0.8	0.2	0.8	1	U	UG/L
	OT29-WW-RINSATE1		EB	320-16345-1	1,1,2-Trichloro-1,2,2-trifluoroethane	12/18/2015	1.6	0.79	1.6	3	U	UG/L
	OT29-WW-RINSATE1		EB	320-16345-1	1,1,2-Trichloroethane	12/18/2015	0.8	0.32	0.8	1	U	UG/L
	OT29-WW-RINSATE1		EB	320-16345-1	1,1-Dichloroethane	12/18/2015	0.8	0.16	0.8	1	U	UG/L
	OT29-WW-RINSATE1		EB	320-16345-1	1,1-Dichloroethene	12/18/2015	0.8	0.14	0.8	1	U	UG/L
	OT29-WW-RINSATE1		EB	320-16345-1	1,2,3-Trichlorobenzene	12/18/2015	0.8	0.18	0.8	1	U	UG/L
	OT29-WW-RINSATE1		EB	320-16345-1	1,2,3-Trichloropropane	12/18/2015	0.8	0.77	0.8	3	U	UG/L
	OT29-WW-RINSATE1		EB	320-16345-1	1,2,4-Trichlorobenzene	12/18/2015	0.8	0.32	0.8	1	U	UG/L
	OT29-WW-RINSATE1		EB	320-16345-1	1,2,4-Trimethylbenzene	12/18/2015	0.4	0.14	0.4	1	U	UG/L
	OT29-WW-RINSATE1		EB	320-16345-1	1,2-Dibromo-3-Chloropropane	12/18/2015	1.6	0.81	1.6	5	U	UG/L
	OT29-WW-RINSATE1		EB	320-16345-1	1,2-Dibromoethane (EDB)	12/18/2015	0.4	0.18	0.4	1	U	UG/L
	OT29-WW-RINSATE1		EB	320-16345-1	1,2-Dichlorobenzene	12/18/2015	0.4	0.13	0.4	1	U	UG/L
	OT29-WW-RINSATE1		EB	320-16345-1	1,2-Dichloroethane	12/18/2015	0.4	0.13	0.4	1	U	UG/L
	OT29-WW-RINSATE1		EB	320-16345-1	1,2-Dichloropropane	12/18/2015	0.4	0.13	0.4	1	U	UG/L
	OT29-WW-RINSATE1		EB	320-16345-1	1,3,5-Trimethylbenzene	12/18/2015	0.4	0.14	0.4	1	U	UG/L
	OT29-WW-RINSATE1		EB	320-16345-1	1,3-Dichlorobenzene	12/18/2015	0.4	0.16	0.4	1	U	UG/L
	OT29-WW-RINSATE1		EB	320-16345-1	1,4-Dichlorobenzene	12/18/2015	0.18	0.16	0.4	1	J	UG/L
	OT29-WW-RINSATE1		EB	320-16345-1	1,4-Dioxane	12/18/2015	160	71	160	220	U	UG/L
	OT29-WW-RINSATE1		EB	320-16345-1	2-Butanone (MEK)	12/18/2015	2.9	1.8	4	6	J	UG/L
	OT29-WW-RINSATE1		EB	320-16345-1	2-Hexanone	12/18/2015	4	1.4	4	5	U	UG/L
	OT29-WW-RINSATE1		EB	320-16345-1	4-Methyl-2-pentanone (MIBK)	12/18/2015	3.2	1	3.2	5	U	UG/L
	OT29-WW-RINSATE1		EB	320-16345-1	Acetone	12/18/2015	19	1.9	6.4	10		UG/L
	OT29-WW-RINSATE1		EB	320-16345-1	Benzene	12/18/2015	0.4	0.16	0.4	1	U	UG/L
	OT29-WW-RINSATE1		EB	320-16345-1	Bromochloromethane	12/18/2015	0.2	0.1	0.2	1	U	UG/L
	OT29-WW-RINSATE1		EB	320-16345-1	Bromodichloromethane	12/18/2015	0.4	0.17	0.4	1	U	UG/L
	OT29-WW-RINSATE1		EB	320-16345-1	Bromoform	12/18/2015	0.4	0.19	0.4	1	U	UG/L
	OT29-WW-RINSATE1		EB	320-16345-1	Bromomethane	12/18/2015	0.8	0.21	0.8	2	U	UG/L
	OT29-WW-RINSATE1		EB	320-16345-1	Carbon disulfide	12/18/2015	1.6	0.45	1.6	2	U	UG/L
	OT29-WW-RINSATE1		EB	320-16345-1	Carbon tetrachloride	12/18/2015	0.4	0.19	0.4	2	U	UG/L
	OT29-WW-RINSATE1		EB	320-16345-1	Chlorobenzene	12/18/2015	0.4	0.17	0.4	1	U	UG/L
	OT29-WW-RINSATE1		EB	320-16345-1	Chloroethane	12/18/2015	1.6	0.41	1.6	2	U	UG/L
	OT29-WW-RINSATE1		EB	320-16345-1	Chloroform	12/18/2015	0.4	0.16	0.4	1	U	UG/L

Table 5. Trip and Method Blank Data Summary for Discrete Soil Samples for the Open Detonation Unit, Kirtland Air Force Base, December 2015

Method	Blank ID	Matrix	Blank Type*	SDG	Analyte	Analysis Date	Result	DL	LOD	LOQ	Flag	Units
SW8260B												
	OT29-WW-RINSATE1	WATER	EB	320-16345-1	Chloromethane	12/18/2015	0.8	0.3	0.8	2	U	UG/L
	OT29-WW-RINSATE1		EB	320-16345-1	cis-1,2-Dichloroethene	12/18/2015	0.4	0.15	0.4	1	U	UG/L
	OT29-WW-RINSATE1		EB	320-16345-1	cis-1,3-Dichloropropene	12/18/2015	0.4	0.16	0.4	1	U	UG/L
	OT29-WW-RINSATE1		EB	320-16345-1	Cyclohexane	12/18/2015	0.8	0.28	0.8	2	U	UG/L
	OT29-WW-RINSATE1		EB	320-16345-1	Dibromochloromethane	12/18/2015	0.4	0.17	0.4	1	U	UG/L
	OT29-WW-RINSATE1		EB	320-16345-1	Dichlorodifluoromethane	12/18/2015	0.8	0.31	0.8	2	U	UG/L
	OT29-WW-RINSATE1		EB	320-16345-1	Ethylbenzene	12/18/2015	0.4	0.16	0.4	1	U	UG/L
	OT29-WW-RINSATE1		EB	320-16345-1	Isopropylbenzene	12/18/2015	0.4	0.19	0.4	1	U	UG/L
	OT29-WW-RINSATE1		EB	320-16345-1	Methyl Acetate	12/18/2015	4	1.6	4	5	U	UG/L
	OT29-WW-RINSATE1		EB	320-16345-1	Methyl cyclohexane	12/18/2015	0.8	0.36	0.8	2	U	UG/L
	OT29-WW-RINSATE1		EB	320-16345-1	Methyl tert-butyl ether	12/18/2015	0.8	0.25	0.8	5	U	UG/L
	OT29-WW-RINSATE1		EB	320-16345-1	Methylene Chloride	12/18/2015	0.8	0.32	0.8	5	U	UG/L
	OT29-WW-RINSATE1		EB	320-16345-1	m-Xylene & p-Xylene	12/18/2015	0.8	0.34	0.8	2	U	UG/L
	OT29-WW-RINSATE1		EB	320-16345-1	Naphthalene	12/18/2015	0.54	0.22	0.8	1	J	UG/L
	OT29-WW-RINSATE1		EB	320-16345-1	o-Xylene	12/18/2015	0.4	0.19	0.4	1	U	UG/L
	OT29-WW-RINSATE1		EB	320-16345-1	Styrene	12/18/2015	0.4	0.17	0.4	1	U	UG/L
	OT29-WW-RINSATE1		EB	320-16345-1	Tetrachloroethene	12/18/2015	0.4	0.2	0.4	1	U	UG/L
	OT29-WW-RINSATE1		EB	320-16345-1	Toluene	12/18/2015	0.4	0.17	0.4	1	U	UG/L
	OT29-WW-RINSATE1		EB	320-16345-1	trans-1,2-Dichloroethene	12/18/2015	0.4	0.15	0.4	1	U	UG/L
	OT29-WW-RINSATE1		EB	320-16345-1	trans-1,3-Dichloropropene	12/18/2015	0.4	0.19	0.4	1	U	UG/L
	OT29-WW-RINSATE1		EB	320-16345-1	Trichloroethene	12/18/2015	0.4	0.16	0.4	1	U	UG/L
	OT29-WW-RINSATE1		EB	320-16345-1	Trichlorofluoromethane	12/18/2015	0.8	0.29	0.8	2	U	UG/L
	OT29-WW-RINSATE1		EB	320-16345-1	Vinyl chloride	12/18/2015	0.2	0.1	0.2	1.5	U	UG/L
	OT29-WW-RINSATE2		EB	320-16371-1	1,1,1-Trichloroethane	12/19/2015	0.4	0.16	0.4	1	U	UG/L
	OT29-WW-RINSATE2		EB	320-16371-1	1,1,2,2-Tetrachloroethane	12/19/2015	0.8	0.2	0.8	1	U	UG/L
	OT29-WW-RINSATE2		EB	320-16371-1	1,1,2-Trichloro-1,2,2-trifluoroethane	12/19/2015	1.6	0.79	1.6	3	U	UG/L
	OT29-WW-RINSATE2		EB	320-16371-1	1,1,2-Trichloroethane	12/19/2015	0.8	0.32	0.8	1	U	UG/L
	OT29-WW-RINSATE2		EB	320-16371-1	1,1-Dichloroethane	12/19/2015	0.8	0.16	0.8	1	U	UG/L
	OT29-WW-RINSATE2		EB	320-16371-1	1,1-Dichloroethene	12/19/2015	0.8	0.14	0.8	1	U	UG/L
	OT29-WW-RINSATE2		EB	320-16371-1	1,2,3-Trichlorobenzene	12/19/2015	0.8	0.18	0.8	1	U	UG/L
	OT29-WW-RINSATE2		EB	320-16371-1	1,2,3-Trichloropropane	12/19/2015	0.8	0.77	0.8	3	U	UG/L
	OT29-WW-RINSATE2		EB	320-16371-1	1,2,4-Trichlorobenzene	12/19/2015	0.8	0.32	0.8	1	U	UG/L
	OT29-WW-RINSATE2		EB	320-16371-1	1,2,4-Trimethylbenzene	12/19/2015	0.4	0.14	0.4	1	U	UG/L

Table 5. Trip and Method Blank Data Summary for Discrete Soil Samples for the Open Detonation Unit, Kirtland Air Force Base, December 2015

Method	Blank ID	Matrix	Blank Type*	SDG	Analyte	Analysis Date	Result	DL	LOD	LOQ	Flag	Units
SW8260B												
	OT29-WW-RINSATE2	WATER	EB	320-16371-1	1,2-Dibromo-3-Chloropropane	12/19/2015	1.6	0.81	1.6	5	U	UG/L
	OT29-WW-RINSATE2		EB	320-16371-1	1,2-Dibromoethane (EDB)	12/19/2015	0.4	0.18	0.4	1	U	UG/L
	OT29-WW-RINSATE2		EB	320-16371-1	1,2-Dichlorobenzene	12/19/2015	0.4	0.13	0.4	1	U	UG/L
	OT29-WW-RINSATE2		EB	320-16371-1	1,2-Dichloroethane	12/19/2015	0.4	0.13	0.4	1	U	UG/L
	OT29-WW-RINSATE2		EB	320-16371-1	1,2-Dichloropropane	12/19/2015	0.4	0.13	0.4	1	U	UG/L
	OT29-WW-RINSATE2		EB	320-16371-1	1,3,5-Trimethylbenzene	12/19/2015	0.4	0.14	0.4	1	U	UG/L
	OT29-WW-RINSATE2		EB	320-16371-1	1,3-Dichlorobenzene	12/19/2015	0.4	0.16	0.4	1	U	UG/L
	OT29-WW-RINSATE2		EB	320-16371-1	1,4-Dichlorobenzene	12/19/2015	0.4	0.16	0.4	1	U	UG/L
	OT29-WW-RINSATE2		EB	320-16371-1	1,4-Dioxane	12/19/2015	160	71	160	220	U	UG/L
	OT29-WW-RINSATE2		EB	320-16371-1	2-Butanone (MEK)	12/19/2015	4	1.8	4	6	J	UG/L
	OT29-WW-RINSATE2		EB	320-16371-1	2-Hexanone	12/19/2015	4	1.4	4	5	U	UG/L
	OT29-WW-RINSATE2		EB	320-16371-1	4-Methyl-2-pentanone (MIBK)	12/19/2015	3.2	1	3.2	5	U	UG/L
	OT29-WW-RINSATE2		EB	320-16371-1	Acetone	12/19/2015	21	1.9	6.4	10		UG/L
	OT29-WW-RINSATE2		EB	320-16371-1	Benzene	12/19/2015	0.4	0.16	0.4	1	U	UG/L
	OT29-WW-RINSATE2		EB	320-16371-1	Bromochloromethane	12/19/2015	0.2	0.1	0.2	1	U	UG/L
	OT29-WW-RINSATE2		EB	320-16371-1	Bromodichloromethane	12/19/2015	0.4	0.17	0.4	1	U	UG/L
	OT29-WW-RINSATE2		EB	320-16371-1	Bromoform	12/19/2015	0.4	0.19	0.4	1	U	UG/L
	OT29-WW-RINSATE2		EB	320-16371-1	Bromomethane	12/19/2015	0.8	0.21	0.8	2	U	UG/L
	OT29-WW-RINSATE2		EB	320-16371-1	Carbon disulfide	12/19/2015	1.6	0.45	1.6	2	U	UG/L
	OT29-WW-RINSATE2		EB	320-16371-1	Carbon tetrachloride	12/19/2015	0.4	0.19	0.4	2	U	UG/L
	OT29-WW-RINSATE2		EB	320-16371-1	Chlorobenzene	12/19/2015	0.4	0.17	0.4	1	U	UG/L
	OT29-WW-RINSATE2		EB	320-16371-1	Chloroethane	12/19/2015	1.6	0.41	1.6	2	U	UG/L
	OT29-WW-RINSATE2		EB	320-16371-1	Chloroform	12/19/2015	0.4	0.16	0.4	1	U	UG/L
	OT29-WW-RINSATE2		EB	320-16371-1	Chloromethane	12/19/2015	0.8	0.3	0.8	2	U	UG/L
	OT29-WW-RINSATE2		EB	320-16371-1	cis-1,2-Dichloroethene	12/19/2015	0.4	0.15	0.4	1	U	UG/L
	OT29-WW-RINSATE2		EB	320-16371-1	cis-1,3-Dichloropropene	12/19/2015	0.4	0.16	0.4	1	U	UG/L
	OT29-WW-RINSATE2		EB	320-16371-1	Cyclohexane	12/19/2015	0.8	0.28	0.8	2	U	UG/L
	OT29-WW-RINSATE2		EB	320-16371-1	Dibromochloromethane	12/19/2015	0.4	0.17	0.4	1	U	UG/L
	OT29-WW-RINSATE2		EB	320-16371-1	Dichlorodifluoromethane	12/19/2015	0.8	0.31	0.8	2	U	UG/L
	OT29-WW-RINSATE2		EB	320-16371-1	Ethylbenzene	12/19/2015	0.4	0.16	0.4	1	U	UG/L
	OT29-WW-RINSATE2		EB	320-16371-1	Isopropylbenzene	12/19/2015	0.4	0.19	0.4	1	U	UG/L
	OT29-WW-RINSATE2		EB	320-16371-1	Methyl Acetate	12/19/2015	4	1.6	4	5	U	UG/L
	OT29-WW-RINSATE2		EB	320-16371-1	Methyl cyclohexane	12/19/2015	0.8	0.36	0.8	2	U	UG/L

Table 5. Trip and Method Blank Data Summary for Discrete Soil Samples for the Open Detonation Unit, Kirtland Air Force Base, December 2015

Method	Blank ID	Matrix	Blank Type*	SDG	Analyte	Analysis Date	Result	DL	LOD	LOQ	Flag	Units
SW8260B												
	OT29-WW-RINSATE2	WATER	EB	320-16371-1	Methyl tert-butyl ether	12/19/2015	0.8	0.25	0.8	5	U	UG/L
	OT29-WW-RINSATE2		EB	320-16371-1	Methylene Chloride	12/19/2015	0.8	0.32	0.8	5	U	UG/L
	OT29-WW-RINSATE2		EB	320-16371-1	m-Xylene & p-Xylene	12/19/2015	0.8	0.34	0.8	2	U	UG/L
	OT29-WW-RINSATE2		EB	320-16371-1	Naphthalene	12/19/2015	0.8	0.22	0.8	1	U	UG/L
	OT29-WW-RINSATE2		EB	320-16371-1	o-Xylene	12/19/2015	0.4	0.19	0.4	1	U	UG/L
	OT29-WW-RINSATE2		EB	320-16371-1	Styrene	12/19/2015	0.4	0.17	0.4	1	U	UG/L
	OT29-WW-RINSATE2		EB	320-16371-1	Tetrachloroethene	12/19/2015	0.4	0.2	0.4	1	U	UG/L
	OT29-WW-RINSATE2		EB	320-16371-1	Toluene	12/19/2015	0.4	0.17	0.4	1	U	UG/L
	OT29-WW-RINSATE2		EB	320-16371-1	trans-1,2-Dichloroethene	12/19/2015	0.4	0.15	0.4	1	U	UG/L
	OT29-WW-RINSATE2		EB	320-16371-1	trans-1,3-Dichloropropene	12/19/2015	0.4	0.19	0.4	1	U	UG/L
	OT29-WW-RINSATE2		EB	320-16371-1	Trichloroethene	12/19/2015	0.4	0.16	0.4	1	U	UG/L
	OT29-WW-RINSATE2		EB	320-16371-1	Trichlorofluoromethane	12/19/2015	0.8	0.29	0.8	2	U	UG/L
	OT29-WW-RINSATE2		EB	320-16371-1	Vinyl chloride	12/19/2015	0.2	0.1	0.2	1.5	U	UG/L
	OT29-WW-RINSATE3		EB	320-16390-1	1,1,1-Trichloroethane	12/22/2015	0.4	0.16	0.4	1	U	UG/L
	OT29-WW-RINSATE3		EB	320-16390-1	1,1,2,2-Tetrachloroethane	12/22/2015	0.8	0.2	0.8	1	U	UG/L
	OT29-WW-RINSATE3		EB	320-16390-1	1,1,2-Trichloro-1,2,2-trifluoroethane	12/22/2015	1.6	0.79	1.6	3	U	UG/L
	OT29-WW-RINSATE3		EB	320-16390-1	1,1,2-Trichloroethane	12/22/2015	0.8	0.32	0.8	1	U	UG/L
	OT29-WW-RINSATE3		EB	320-16390-1	1,1-Dichloroethane	12/22/2015	0.8	0.16	0.8	1	U	UG/L
	OT29-WW-RINSATE3		EB	320-16390-1	1,1-Dichloroethene	12/22/2015	0.8	0.14	0.8	1	U	UG/L
	OT29-WW-RINSATE3		EB	320-16390-1	1,2,3-Trichlorobenzene	12/22/2015	0.8	0.18	0.8	1	U	UG/L
	OT29-WW-RINSATE3		EB	320-16390-1	1,2,3-Trichloropropane	12/22/2015	0.8	0.77	0.8	3	U	UG/L
	OT29-WW-RINSATE3		EB	320-16390-1	1,2,4-Trichlorobenzene	12/22/2015	0.8	0.32	0.8	1	U	UG/L
	OT29-WW-RINSATE3		EB	320-16390-1	1,2,4-Trimethylbenzene	12/22/2015	0.4	0.14	0.4	1	U	UG/L
	OT29-WW-RINSATE3		EB	320-16390-1	1,2-Dibromo-3-Chloropropane	12/22/2015	1.6	0.81	1.6	5	U	UG/L
	OT29-WW-RINSATE3		EB	320-16390-1	1,2-Dibromoethane (EDB)	12/22/2015	0.4	0.18	0.4	1	U	UG/L
	OT29-WW-RINSATE3		EB	320-16390-1	1,2-Dichlorobenzene	12/22/2015	0.4	0.13	0.4	1	U	UG/L
	OT29-WW-RINSATE3		EB	320-16390-1	1,2-Dichloroethane	12/22/2015	0.4	0.13	0.4	1	U	UG/L
	OT29-WW-RINSATE3		EB	320-16390-1	1,2-Dichloropropane	12/22/2015	0.4	0.13	0.4	1	U	UG/L
	OT29-WW-RINSATE3		EB	320-16390-1	1,3,5-Trimethylbenzene	12/22/2015	0.4	0.14	0.4	1	U	UG/L
	OT29-WW-RINSATE3		EB	320-16390-1	1,3-Dichlorobenzene	12/22/2015	0.4	0.16	0.4	1	U	UG/L
	OT29-WW-RINSATE3		EB	320-16390-1	1,4-Dichlorobenzene	12/22/2015	0.4	0.16	0.4	1	U	UG/L
	OT29-WW-RINSATE3		EB	320-16390-1	1,4-Dioxane	12/22/2015	160	71	160	220	U	UG/L
	OT29-WW-RINSATE3		EB	320-16390-1	2-Butanone (MEK)	12/22/2015	4	1.8	4	6	U	UG/L

Table 5. Trip and Method Blank Data Summary for Discrete Soil Samples for the Open Detonation Unit, Kirtland Air Force Base, December 2015

Method	Blank ID	Matrix	Blank Type*	SDG	Analyte	Analysis Date	Result	DL	LOD	LOQ	Flag	Units
SW8260B												
	OT29-WW-RINSATE3	WATER	EB	320-16390-1	2-Hexanone	12/22/2015	4	1.4	4	5	U	UG/L
	OT29-WW-RINSATE3		EB	320-16390-1	4-Methyl-2-pentanone (MIBK)	12/22/2015	3.2	1	3.2	5	U	UG/L
	OT29-WW-RINSATE3		EB	320-16390-1	Acetone	12/22/2015	12	1.9	6.4	10		UG/L
	OT29-WW-RINSATE3		EB	320-16390-1	Benzene	12/22/2015	0.4	0.16	0.4	1	U	UG/L
	OT29-WW-RINSATE3		EB	320-16390-1	Bromochloromethane	12/22/2015	0.2	0.1	0.2	1	U	UG/L
	OT29-WW-RINSATE3		EB	320-16390-1	Bromodichloromethane	12/22/2015	0.4	0.17	0.4	1	U	UG/L
	OT29-WW-RINSATE3		EB	320-16390-1	Bromoform	12/22/2015	0.4	0.19	0.4	1	U	UG/L
	OT29-WW-RINSATE3		EB	320-16390-1	Bromomethane	12/22/2015	0.8	0.21	0.8	2	U	UG/L
	OT29-WW-RINSATE3		EB	320-16390-1	Carbon disulfide	12/22/2015	1.6	0.45	1.6	2	U	UG/L
	OT29-WW-RINSATE3		EB	320-16390-1	Carbon tetrachloride	12/22/2015	0.4	0.19	0.4	2	U	UG/L
	OT29-WW-RINSATE3		EB	320-16390-1	Chlorobenzene	12/22/2015	0.4	0.17	0.4	1	U	UG/L
	OT29-WW-RINSATE3		EB	320-16390-1	Chloroethane	12/22/2015	1.6	0.41	1.6	2	U	UG/L
	OT29-WW-RINSATE3		EB	320-16390-1	Chloroform	12/22/2015	0.4	0.16	0.4	1	U	UG/L
	OT29-WW-RINSATE3		EB	320-16390-1	Chloromethane	12/22/2015	0.8	0.3	0.8	2	U	UG/L
	OT29-WW-RINSATE3		EB	320-16390-1	cis-1,2-Dichloroethene	12/22/2015	0.4	0.15	0.4	1	U	UG/L
	OT29-WW-RINSATE3		EB	320-16390-1	cis-1,3-Dichloropropene	12/22/2015	0.4	0.16	0.4	1	U	UG/L
	OT29-WW-RINSATE3		EB	320-16390-1	Cyclohexane	12/22/2015	0.8	0.28	0.8	2	U	UG/L
	OT29-WW-RINSATE3		EB	320-16390-1	Dibromochloromethane	12/22/2015	0.4	0.17	0.4	1	U	UG/L
	OT29-WW-RINSATE3		EB	320-16390-1	Dichlorodifluoromethane	12/22/2015	0.8	0.31	0.8	2	U	UG/L
	OT29-WW-RINSATE3		EB	320-16390-1	Ethylbenzene	12/22/2015	0.4	0.16	0.4	1	U	UG/L
	OT29-WW-RINSATE3		EB	320-16390-1	Isopropylbenzene	12/22/2015	0.4	0.19	0.4	1	U	UG/L
	OT29-WW-RINSATE3		EB	320-16390-1	Methyl Acetate	12/22/2015	4	1.6	4	5	U	UG/L
	OT29-WW-RINSATE3		EB	320-16390-1	Methyl cyclohexane	12/22/2015	0.8	0.36	0.8	2	U	UG/L
	OT29-WW-RINSATE3		EB	320-16390-1	Methyl tert-butyl ether	12/22/2015	0.8	0.25	0.8	5	U	UG/L
	OT29-WW-RINSATE3		EB	320-16390-1	Methylene Chloride	12/22/2015	0.8	0.32	0.8	5	U	UG/L
	OT29-WW-RINSATE3		EB	320-16390-1	m-Xylene & p-Xylene	12/22/2015	0.8	0.34	0.8	2	U	UG/L
	OT29-WW-RINSATE3		EB	320-16390-1	Naphthalene	12/22/2015	0.8	0.22	0.8	1	U	UG/L
	OT29-WW-RINSATE3		EB	320-16390-1	o-Xylene	12/22/2015	0.4	0.19	0.4	1	U	UG/L
	OT29-WW-RINSATE3		EB	320-16390-1	Styrene	12/22/2015	0.4	0.17	0.4	1	U	UG/L
	OT29-WW-RINSATE3		EB	320-16390-1	Tetrachloroethene	12/22/2015	0.4	0.2	0.4	1	U	UG/L
	OT29-WW-RINSATE3		EB	320-16390-1	Toluene	12/22/2015	0.4	0.17	0.4	1	U	UG/L
	OT29-WW-RINSATE3		EB	320-16390-1	trans-1,2-Dichloroethene	12/22/2015	0.4	0.15	0.4	1	U	UG/L
	OT29-WW-RINSATE3		EB	320-16390-1	trans-1,3-Dichloropropene	12/22/2015	0.4	0.19	0.4	1	U	UG/L

Table 5. Trip and Method Blank Data Summary for Discrete Soil Samples for the Open Detonation Unit, Kirtland Air Force Base, December 2015

Method	Blank ID	Matrix	Blank Type*	SDG	Analyte	Analysis Date	Result	DL	LOD	LOQ	Flag	Units
SW8260B												
	OT29-WW-RINSATE3	WATER	EB	320-16390-1	Trichloroethene	12/22/2015	0.4	0.16	0.4	1	U	UG/L
	OT29-WW-RINSATE3		EB	320-16390-1	Trichlorofluoromethane	12/22/2015	0.8	0.29	0.8	2	U	UG/L
	OT29-WW-RINSATE3		EB	320-16390-1	Vinyl chloride	12/22/2015	0.2	0.1	0.2	1.5	U	UG/L
	OT29-WW-TB1		TB	320-16345-1	1,1,1-Trichloroethane	12/18/2015	0.4	0.16	0.4	1	U	UG/L
	OT29-WW-TB1		TB	320-16345-1	1,1,2,2-Tetrachloroethane	12/18/2015	0.8	0.2	0.8	1	U	UG/L
	OT29-WW-TB1		TB	320-16345-1	1,1,2-Trichloro-1,2,2-trifluoroethane	12/18/2015	1.6	0.79	1.6	3	U	UG/L
	OT29-WW-TB1		TB	320-16345-1	1,1,2-Trichloroethane	12/18/2015	0.8	0.32	0.8	1	U	UG/L
	OT29-WW-TB1		TB	320-16345-1	1,1-Dichloroethane	12/18/2015	0.8	0.16	0.8	1	U	UG/L
	OT29-WW-TB1		TB	320-16345-1	1,1-Dichloroethene	12/18/2015	0.8	0.14	0.8	1	U	UG/L
	OT29-WW-TB1		TB	320-16345-1	1,2,3-Trichlorobenzene	12/18/2015	0.8	0.18	0.8	1	U	UG/L
	OT29-WW-TB1		TB	320-16345-1	1,2,3-Trichloropropane	12/18/2015	0.8	0.77	0.8	3	U	UG/L
	OT29-WW-TB1		TB	320-16345-1	1,2,4-Trichlorobenzene	12/18/2015	0.8	0.32	0.8	1	U	UG/L
	OT29-WW-TB1		TB	320-16345-1	1,2,4-Trimethylbenzene	12/18/2015	0.4	0.14	0.4	1	U	UG/L
	OT29-WW-TB1		TB	320-16345-1	1,2-Dibromo-3-Chloropropane	12/18/2015	1.6	0.81	1.6	5	U	UG/L
	OT29-WW-TB1		TB	320-16345-1	1,2-Dibromoethane (EDB)	12/18/2015	0.4	0.18	0.4	1	U	UG/L
	OT29-WW-TB1		TB	320-16345-1	1,2-Dichlorobenzene	12/18/2015	0.4	0.13	0.4	1	U	UG/L
	OT29-WW-TB1		TB	320-16345-1	1,2-Dichloroethane	12/18/2015	0.4	0.13	0.4	1	U	UG/L
	OT29-WW-TB1		TB	320-16345-1	1,2-Dichloropropane	12/18/2015	0.4	0.13	0.4	1	U	UG/L
	OT29-WW-TB1		TB	320-16345-1	1,3,5-Trimethylbenzene	12/18/2015	0.4	0.14	0.4	1	U	UG/L
	OT29-WW-TB1		TB	320-16345-1	1,3-Dichlorobenzene	12/18/2015	0.4	0.16	0.4	1	U	UG/L
	OT29-WW-TB1		TB	320-16345-1	1,4-Dichlorobenzene	12/18/2015	0.4	0.16	0.4	1	U	UG/L
	OT29-WW-TB1		TB	320-16345-1	1,4-Dioxane	12/18/2015	160	71	160	220	U	UG/L
	OT29-WW-TB1		TB	320-16345-1	2-Butanone (MEK)	12/18/2015	4	1.8	4	6	U	UG/L
	OT29-WW-TB1		TB	320-16345-1	2-Hexanone	12/18/2015	4	1.4	4	5	U	UG/L
	OT29-WW-TB1		TB	320-16345-1	4-Methyl-2-pentanone (MIBK)	12/18/2015	3.2	1	3.2	5	U	UG/L
	OT29-WW-TB1		TB	320-16345-1	Acetone	12/18/2015	6.4	1.9	6.4	10	U	UG/L
	OT29-WW-TB1		TB	320-16345-1	Benzene	12/18/2015	0.4	0.16	0.4	1	U	UG/L
	OT29-WW-TB1		TB	320-16345-1	Bromochloromethane	12/18/2015	0.2	0.1	0.2	1	U	UG/L
	OT29-WW-TB1		TB	320-16345-1	Bromodichloromethane	12/18/2015	0.4	0.17	0.4	1	U	UG/L
	OT29-WW-TB1		TB	320-16345-1	Bromoform	12/18/2015	0.4	0.19	0.4	1	U	UG/L
	OT29-WW-TB1		TB	320-16345-1	Bromomethane	12/18/2015	0.8	0.21	0.8	2	U	UG/L
	OT29-WW-TB1		TB	320-16345-1	Carbon disulfide	12/18/2015	1.6	0.45	1.6	2	U	UG/L
	OT29-WW-TB1		TB	320-16345-1	Carbon tetrachloride	12/18/2015	0.4	0.19	0.4	2	U	UG/L

Table 5. Trip and Method Blank Data Summary for Discrete Soil Samples for the Open Detonation Unit, Kirtland Air Force Base, December 2015

Method	Blank ID	Matrix	Blank Type*	SDG	Analyte	Analysis Date	Result	DL	LOD	LOQ	Flag	Units
SW8260B												
	OT29-WW-TB1	WATER	TB	320-16345-1	Chlorobenzene	12/18/2015	0.4	0.17	0.4	1	U	UG/L
	OT29-WW-TB1		TB	320-16345-1	Chloroethane	12/18/2015	1.6	0.41	1.6	2	U	UG/L
	OT29-WW-TB1		TB	320-16345-1	Chloroform	12/18/2015	0.4	0.16	0.4	1	U	UG/L
	OT29-WW-TB1		TB	320-16345-1	Chloromethane	12/18/2015	0.8	0.3	0.8	2	U	UG/L
	OT29-WW-TB1		TB	320-16345-1	cis-1,2-Dichloroethene	12/18/2015	0.4	0.15	0.4	1	U	UG/L
	OT29-WW-TB1		TB	320-16345-1	cis-1,3-Dichloropropene	12/18/2015	0.4	0.16	0.4	1	U	UG/L
	OT29-WW-TB1		TB	320-16345-1	Cyclohexane	12/18/2015	0.8	0.28	0.8	2	U	UG/L
	OT29-WW-TB1		TB	320-16345-1	Dibromochloromethane	12/18/2015	0.4	0.17	0.4	1	U	UG/L
	OT29-WW-TB1		TB	320-16345-1	Dichlorodifluoromethane	12/18/2015	0.8	0.31	0.8	2	U	UG/L
	OT29-WW-TB1		TB	320-16345-1	Ethylbenzene	12/18/2015	0.4	0.16	0.4	1	U	UG/L
	OT29-WW-TB1		TB	320-16345-1	Isopropylbenzene	12/18/2015	0.4	0.19	0.4	1	U	UG/L
	OT29-WW-TB1		TB	320-16345-1	Methyl Acetate	12/18/2015	4	1.6	4	5	U	UG/L
	OT29-WW-TB1		TB	320-16345-1	Methyl cyclohexane	12/18/2015	0.8	0.36	0.8	2	U	UG/L
	OT29-WW-TB1		TB	320-16345-1	Methyl tert-butyl ether	12/18/2015	0.8	0.25	0.8	5	U	UG/L
	OT29-WW-TB1		TB	320-16345-1	Methylene Chloride	12/18/2015	0.8	0.32	0.8	5	U	UG/L
	OT29-WW-TB1		TB	320-16345-1	m-Xylene & p-Xylene	12/18/2015	0.8	0.34	0.8	2	U	UG/L
	OT29-WW-TB1		TB	320-16345-1	Naphthalene	12/18/2015	0.8	0.22	0.8	1	U	UG/L
	OT29-WW-TB1		TB	320-16345-1	o-Xylene	12/18/2015	0.4	0.19	0.4	1	U	UG/L
	OT29-WW-TB1		TB	320-16345-1	Styrene	12/18/2015	0.4	0.17	0.4	1	U	UG/L
	OT29-WW-TB1		TB	320-16345-1	Tetrachloroethene	12/18/2015	0.4	0.2	0.4	1	U	UG/L
	OT29-WW-TB1		TB	320-16345-1	Toluene	12/18/2015	0.4	0.17	0.4	1	U	UG/L
	OT29-WW-TB1		TB	320-16345-1	trans-1,2-Dichloroethene	12/18/2015	0.4	0.15	0.4	1	U	UG/L
	OT29-WW-TB1		TB	320-16345-1	trans-1,3-Dichloropropene	12/18/2015	0.4	0.19	0.4	1	U	UG/L
	OT29-WW-TB1		TB	320-16345-1	Trichloroethene	12/18/2015	0.4	0.16	0.4	1	U	UG/L
	OT29-WW-TB1		TB	320-16345-1	Trichlorofluoromethane	12/18/2015	0.8	0.29	0.8	2	U	UG/L
	OT29-WW-TB1		TB	320-16345-1	Vinyl chloride	12/18/2015	0.2	0.1	0.2	1.5	U	UG/L
	OT29-WW-TB2		TB	320-16371-1	1,1,1-Trichloroethane	12/19/2015	0.4	0.16	0.4	1	U	UG/L
	OT29-WW-TB2		TB	320-16371-1	1,1,2,2-Tetrachloroethane	12/19/2015	0.8	0.2	0.8	1	U	UG/L
	OT29-WW-TB2		TB	320-16371-1	1,1,2-Trichloro-1,2,2-trifluoroethane	12/19/2015	1.6	0.79	1.6	3	U	UG/L
	OT29-WW-TB2		TB	320-16371-1	1,1,2-Trichloroethane	12/19/2015	0.8	0.32	0.8	1	U	UG/L
	OT29-WW-TB2		TB	320-16371-1	1,1-Dichloroethane	12/19/2015	0.8	0.16	0.8	1	U	UG/L
	OT29-WW-TB2		TB	320-16371-1	1,1-Dichloroethene	12/19/2015	0.8	0.14	0.8	1	U	UG/L
	OT29-WW-TB2		TB	320-16371-1	1,2,3-Trichlorobenzene	12/19/2015	0.8	0.18	0.8	1	U	UG/L

Table 5. Trip and Method Blank Data Summary for Discrete Soil Samples for the Open Detonation Unit, Kirtland Air Force Base, December 2015

Method	Blank ID	Matrix	Blank Type*	SDG	Analyte	Analysis Date	Result	DL	LOD	LOQ	Flag	Units
SW8260B												
	OT29-WW-TB2	WATER	TB	320-16371-1	1,2,3-Trichloropropane	12/19/2015	0.8	0.77	0.8	3	U	UG/L
	OT29-WW-TB2		TB	320-16371-1	1,2,4-Trichlorobenzene	12/19/2015	0.8	0.32	0.8	1	U	UG/L
	OT29-WW-TB2		TB	320-16371-1	1,2,4-Trimethylbenzene	12/19/2015	0.4	0.14	0.4	1	U	UG/L
	OT29-WW-TB2		TB	320-16371-1	1,2-Dibromo-3-Chloropropane	12/19/2015	1.6	0.81	1.6	5	U	UG/L
	OT29-WW-TB2		TB	320-16371-1	1,2-Dibromoethane (EDB)	12/19/2015	0.4	0.18	0.4	1	U	UG/L
	OT29-WW-TB2		TB	320-16371-1	1,2-Dichlorobenzene	12/19/2015	0.4	0.13	0.4	1	U	UG/L
	OT29-WW-TB2		TB	320-16371-1	1,2-Dichloroethane	12/19/2015	0.4	0.13	0.4	1	U	UG/L
	OT29-WW-TB2		TB	320-16371-1	1,2-Dichloropropane	12/19/2015	0.4	0.13	0.4	1	U	UG/L
	OT29-WW-TB2		TB	320-16371-1	1,3,5-Trimethylbenzene	12/19/2015	0.4	0.14	0.4	1	U	UG/L
	OT29-WW-TB2		TB	320-16371-1	1,3-Dichlorobenzene	12/19/2015	0.4	0.16	0.4	1	U	UG/L
	OT29-WW-TB2		TB	320-16371-1	1,4-Dichlorobenzene	12/19/2015	0.4	0.16	0.4	1	U	UG/L
	OT29-WW-TB2		TB	320-16371-1	1,4-Dioxane	12/19/2015	160	71	160	220	U	UG/L
	OT29-WW-TB2		TB	320-16371-1	2-Butanone (MEK)	12/19/2015	4	1.8	4	6	U	UG/L
	OT29-WW-TB2		TB	320-16371-1	2-Hexanone	12/19/2015	4	1.4	4	5	U	UG/L
	OT29-WW-TB2		TB	320-16371-1	4-Methyl-2-pentanone (MIBK)	12/19/2015	3.2	1	3.2	5	U	UG/L
	OT29-WW-TB2		TB	320-16371-1	Acetone	12/19/2015	6.4	1.9	6.4	10	U	UG/L
	OT29-WW-TB2		TB	320-16371-1	Benzene	12/19/2015	0.4	0.16	0.4	1	U	UG/L
	OT29-WW-TB2		TB	320-16371-1	Bromochloromethane	12/19/2015	0.2	0.1	0.2	1	U	UG/L
	OT29-WW-TB2		TB	320-16371-1	Bromodichloromethane	12/19/2015	0.4	0.17	0.4	1	U	UG/L
	OT29-WW-TB2		TB	320-16371-1	Bromoform	12/19/2015	0.4	0.19	0.4	1	U	UG/L
	OT29-WW-TB2		TB	320-16371-1	Bromomethane	12/19/2015	0.8	0.21	0.8	2	U	UG/L
	OT29-WW-TB2		TB	320-16371-1	Carbon disulfide	12/19/2015	1.6	0.45	1.6	2	U	UG/L
	OT29-WW-TB2		TB	320-16371-1	Carbon tetrachloride	12/19/2015	0.4	0.19	0.4	2	U	UG/L
	OT29-WW-TB2		TB	320-16371-1	Chlorobenzene	12/19/2015	0.4	0.17	0.4	1	U	UG/L
	OT29-WW-TB2		TB	320-16371-1	Chloroethane	12/19/2015	1.6	0.41	1.6	2	U	UG/L
	OT29-WW-TB2		TB	320-16371-1	Chloroform	12/19/2015	0.4	0.16	0.4	1	U	UG/L
	OT29-WW-TB2		TB	320-16371-1	Chloromethane	12/19/2015	0.8	0.3	0.8	2	U	UG/L
	OT29-WW-TB2		TB	320-16371-1	cis-1,2-Dichloroethene	12/19/2015	0.4	0.15	0.4	1	U	UG/L
	OT29-WW-TB2		TB	320-16371-1	cis-1,3-Dichloropropene	12/19/2015	0.4	0.16	0.4	1	U	UG/L
	OT29-WW-TB2		TB	320-16371-1	Cyclohexane	12/19/2015	0.8	0.28	0.8	2	U	UG/L
	OT29-WW-TB2		TB	320-16371-1	Dibromochloromethane	12/19/2015	0.4	0.17	0.4	1	U	UG/L
	OT29-WW-TB2		TB	320-16371-1	Dichlorodifluoromethane	12/19/2015	0.8	0.31	0.8	2	U	UG/L
	OT29-WW-TB2		TB	320-16371-1	Ethylbenzene	12/19/2015	0.4	0.16	0.4	1	U	UG/L

Table 5. Trip and Method Blank Data Summary for Discrete Soil Samples for the Open Detonation Unit, Kirtland Air Force Base, December 2015

Method	Blank ID	Matrix	Blank Type*	SDG	Analyte	Analysis Date	Result	DL	LOD	LOQ	Flag	Units
SW8260B												
	OT29-WW-TB2	WATER	TB	320-16371-1	Isopropylbenzene	12/19/2015	0.4	0.19	0.4	1	U	UG/L
	OT29-WW-TB2		TB	320-16371-1	Methyl Acetate	12/19/2015	4	1.6	4	5	U	UG/L
	OT29-WW-TB2		TB	320-16371-1	Methyl cyclohexane	12/19/2015	0.8	0.36	0.8	2	U	UG/L
	OT29-WW-TB2		TB	320-16371-1	Methyl tert-butyl ether	12/19/2015	0.8	0.25	0.8	5	U	UG/L
	OT29-WW-TB2		TB	320-16371-1	Methylene Chloride	12/19/2015	0.8	0.32	0.8	5	U	UG/L
	OT29-WW-TB2		TB	320-16371-1	m-Xylene & p-Xylene	12/19/2015	0.8	0.34	0.8	2	U	UG/L
	OT29-WW-TB2		TB	320-16371-1	Naphthalene	12/19/2015	0.8	0.22	0.8	1	U	UG/L
	OT29-WW-TB2		TB	320-16371-1	o-Xylene	12/19/2015	0.4	0.19	0.4	1	U	UG/L
	OT29-WW-TB2		TB	320-16371-1	Styrene	12/19/2015	0.4	0.17	0.4	1	U	UG/L
	OT29-WW-TB2		TB	320-16371-1	Tetrachloroethene	12/19/2015	0.4	0.2	0.4	1	U	UG/L
	OT29-WW-TB2		TB	320-16371-1	Toluene	12/19/2015	0.4	0.17	0.4	1	U	UG/L
	OT29-WW-TB2		TB	320-16371-1	trans-1,2-Dichloroethene	12/19/2015	0.4	0.15	0.4	1	U	UG/L
	OT29-WW-TB2		TB	320-16371-1	trans-1,3-Dichloropropene	12/19/2015	0.4	0.19	0.4	1	U	UG/L
	OT29-WW-TB2		TB	320-16371-1	Trichloroethene	12/19/2015	0.4	0.16	0.4	1	U	UG/L
	OT29-WW-TB2		TB	320-16371-1	Trichlorofluoromethane	12/19/2015	0.8	0.29	0.8	2	U	UG/L
	OT29-WW-TB2		TB	320-16371-1	Vinyl chloride	12/19/2015	0.2	0.1	0.2	1.5	U	UG/L
	OT29-WW-TB3		TB	320-16390-1	1,1,1-Trichloroethane	12/22/2015	0.4	0.16	0.4	1	U	UG/L
	OT29-WW-TB3		TB	320-16390-1	1,1,2,2-Tetrachloroethane	12/22/2015	0.8	0.2	0.8	1	U	UG/L
	OT29-WW-TB3		TB	320-16390-1	1,1,2-Trichloro-1,2,2-trifluoroethane	12/22/2015	1.6	0.79	1.6	3	U	UG/L
	OT29-WW-TB3		TB	320-16390-1	1,1,2-Trichloroethane	12/22/2015	0.8	0.32	0.8	1	U	UG/L
	OT29-WW-TB3		TB	320-16390-1	1,1-Dichloroethane	12/22/2015	0.8	0.16	0.8	1	U	UG/L
	OT29-WW-TB3		TB	320-16390-1	1,1-Dichloroethene	12/22/2015	0.8	0.14	0.8	1	U	UG/L
	OT29-WW-TB3		TB	320-16390-1	1,2,3-Trichlorobenzene	12/22/2015	0.8	0.18	0.8	1	U	UG/L
	OT29-WW-TB3		TB	320-16390-1	1,2,3-Trichloropropane	12/22/2015	0.8	0.77	0.8	3	U	UG/L
	OT29-WW-TB3		TB	320-16390-1	1,2,4-Trichlorobenzene	12/22/2015	0.8	0.32	0.8	1	U	UG/L
	OT29-WW-TB3		TB	320-16390-1	1,2,4-Trimethylbenzene	12/22/2015	0.4	0.14	0.4	1	U	UG/L
	OT29-WW-TB3		TB	320-16390-1	1,2-Dibromo-3-Chloropropane	12/22/2015	1.6	0.81	1.6	5	U	UG/L
	OT29-WW-TB3		TB	320-16390-1	1,2-Dibromoethane (EDB)	12/22/2015	0.4	0.18	0.4	1	U	UG/L
	OT29-WW-TB3		TB	320-16390-1	1,2-Dichlorobenzene	12/22/2015	0.4	0.13	0.4	1	U	UG/L
	OT29-WW-TB3		TB	320-16390-1	1,2-Dichloroethane	12/22/2015	0.4	0.13	0.4	1	U	UG/L
	OT29-WW-TB3		TB	320-16390-1	1,2-Dichloropropane	12/22/2015	0.4	0.13	0.4	1	U	UG/L
	OT29-WW-TB3		TB	320-16390-1	1,3,5-Trimethylbenzene	12/22/2015	0.4	0.14	0.4	1	U	UG/L
	OT29-WW-TB3		TB	320-16390-1	1,3-Dichlorobenzene	12/22/2015	0.4	0.16	0.4	1	U	UG/L

Table 5. Trip and Method Blank Data Summary for Discrete Soil Samples for the Open Detonation Unit, Kirtland Air Force Base, December 2015

Method	Blank ID	Matrix	Blank Type*	SDG	Analyte	Analysis Date	Result	DL	LOD	LOQ	Flag	Units
SW8260B												
	OT29-WW-TB3	WATER	TB	320-16390-1	1,4-Dichlorobenzene	12/22/2015	0.4	0.16	0.4	1	U	UG/L
	OT29-WW-TB3		TB	320-16390-1	1,4-Dioxane	12/22/2015	160	71	160	220	U	UG/L
	OT29-WW-TB3		TB	320-16390-1	2-Butanone (MEK)	12/22/2015	4	1.8	4	6	U	UG/L
	OT29-WW-TB3		TB	320-16390-1	2-Hexanone	12/22/2015	4	1.4	4	5	U	UG/L
	OT29-WW-TB3		TB	320-16390-1	4-Methyl-2-pentanone (MIBK)	12/22/2015	3.2	1	3.2	5	U	UG/L
	OT29-WW-TB3		TB	320-16390-1	Acetone	12/22/2015	6.4	1.9	6.4	10	U	UG/L
	OT29-WW-TB3		TB	320-16390-1	Benzene	12/22/2015	0.4	0.16	0.4	1	U	UG/L
	OT29-WW-TB3		TB	320-16390-1	Bromochloromethane	12/22/2015	0.2	0.1	0.2	1	U	UG/L
	OT29-WW-TB3		TB	320-16390-1	Bromodichloromethane	12/22/2015	0.4	0.17	0.4	1	U	UG/L
	OT29-WW-TB3		TB	320-16390-1	Bromoform	12/22/2015	0.4	0.19	0.4	1	U	UG/L
	OT29-WW-TB3		TB	320-16390-1	Bromomethane	12/22/2015	0.8	0.21	0.8	2	U	UG/L
	OT29-WW-TB3		TB	320-16390-1	Carbon disulfide	12/22/2015	1.6	0.45	1.6	2	U	UG/L
	OT29-WW-TB3		TB	320-16390-1	Carbon tetrachloride	12/22/2015	0.4	0.19	0.4	2	U	UG/L
	OT29-WW-TB3		TB	320-16390-1	Chlorobenzene	12/22/2015	0.4	0.17	0.4	1	U	UG/L
	OT29-WW-TB3		TB	320-16390-1	Chloroethane	12/22/2015	1.6	0.41	1.6	2	U	UG/L
	OT29-WW-TB3		TB	320-16390-1	Chloroform	12/22/2015	0.4	0.16	0.4	1	U	UG/L
	OT29-WW-TB3		TB	320-16390-1	Chloromethane	12/22/2015	0.8	0.3	0.8	2	U	UG/L
	OT29-WW-TB3		TB	320-16390-1	cis-1,2-Dichloroethene	12/22/2015	0.4	0.15	0.4	1	U	UG/L
	OT29-WW-TB3		TB	320-16390-1	cis-1,3-Dichloropropene	12/22/2015	0.4	0.16	0.4	1	U	UG/L
	OT29-WW-TB3		TB	320-16390-1	Cyclohexane	12/22/2015	0.8	0.28	0.8	2	U	UG/L
	OT29-WW-TB3		TB	320-16390-1	Dibromochloromethane	12/22/2015	0.4	0.17	0.4	1	U	UG/L
	OT29-WW-TB3		TB	320-16390-1	Dichlorodifluoromethane	12/22/2015	0.8	0.31	0.8	2	U	UG/L
	OT29-WW-TB3		TB	320-16390-1	Ethylbenzene	12/22/2015	0.4	0.16	0.4	1	U	UG/L
	OT29-WW-TB3		TB	320-16390-1	Isopropylbenzene	12/22/2015	0.4	0.19	0.4	1	U	UG/L
	OT29-WW-TB3		TB	320-16390-1	Methyl Acetate	12/22/2015	4	1.6	4	5	U	UG/L
	OT29-WW-TB3		TB	320-16390-1	Methyl cyclohexane	12/22/2015	0.8	0.36	0.8	2	U	UG/L
	OT29-WW-TB3		TB	320-16390-1	Methyl tert-butyl ether	12/22/2015	0.8	0.25	0.8	5	U	UG/L
	OT29-WW-TB3		TB	320-16390-1	Methylene Chloride	12/22/2015	0.8	0.32	0.8	5	U	UG/L
	OT29-WW-TB3		TB	320-16390-1	m-Xylene & p-Xylene	12/22/2015	0.8	0.34	0.8	2	U	UG/L
	OT29-WW-TB3		TB	320-16390-1	Naphthalene	12/22/2015	0.8	0.22	0.8	1	U	UG/L
	OT29-WW-TB3		TB	320-16390-1	o-Xylene	12/22/2015	0.4	0.19	0.4	1	U	UG/L
	OT29-WW-TB3		TB	320-16390-1	Styrene	12/22/2015	0.4	0.17	0.4	1	U	UG/L
	OT29-WW-TB3		TB	320-16390-1	Tetrachloroethene	12/22/2015	0.4	0.2	0.4	1	U	UG/L

Table 5. Trip and Method Blank Data Summary for Discrete Soil Samples for the Open Detonation Unit, Kirtland Air Force Base, December 2015

Method	Blank ID	Matrix	Blank Type*	SDG	Analyte	Analysis Date	Result	DL	LOD	LOQ	Flag	Units
SW8260B												
	OT29-WW-TB3	WATER	TB	320-16390-1	Toluene	12/22/2015	0.4	0.17	0.4	1	U	UG/L
	OT29-WW-TB3		TB	320-16390-1	trans-1,2-Dichloroethene	12/22/2015	0.4	0.15	0.4	1	U	UG/L
	OT29-WW-TB3		TB	320-16390-1	trans-1,3-Dichloropropene	12/22/2015	0.4	0.19	0.4	1	U	UG/L
	OT29-WW-TB3		TB	320-16390-1	Trichloroethene	12/22/2015	0.4	0.16	0.4	1	U	UG/L
	OT29-WW-TB3		TB	320-16390-1	Trichlorofluoromethane	12/22/2015	0.8	0.29	0.8	2	U	UG/L
	OT29-WW-TB3		TB	320-16390-1	Vinyl chloride	12/22/2015	0.2	0.1	0.2	1.5	U	UG/L
SW8270C												
	MB 240-210643/2-A	WATER	LB	320-16345-1	1,2,4,5-Tetrachlorobenzene	12/17/2015	1	0.55	1	1	U	UG/L
	MB 240-210643/2-A		LB	320-16345-1	2,4,5-Trichlorophenol	12/17/2015	0.5	0.3	0.5	5	U	UG/L
	MB 240-210643/2-A		LB	320-16345-1	2,4,6-Trichlorophenol	12/17/2015	0.5	0.24	0.5	5	U	UG/L
	MB 240-210643/2-A		LB	320-16345-1	2,4-Dichlorophenol	12/17/2015	0.5	0.19	0.5	2	U	UG/L
	MB 240-210643/2-A		LB	320-16345-1	2,4-Dimethylphenol	12/17/2015	0.5	0.25	0.5	2	U	UG/L
	MB 240-210643/2-A		LB	320-16345-1	2,4-Dinitrotoluene	12/17/2015	0.5	0.25	0.5	5	U	UG/L
	MB 240-210643/2-A		LB	320-16345-1	2,6-Dichlorophenol	12/17/2015	2	0.61	2	5	U	UG/L
	MB 240-210643/2-A		LB	320-16345-1	2,6-Dinitrotoluene	12/17/2015	5	1.1	5	5	U	UG/L
	MB 240-210643/2-A		LB	320-16345-1	2-Chloronaphthalene	12/17/2015	0.5	0.1	0.5	1	U	UG/L
	MB 240-210643/2-A		LB	320-16345-1	2-Chlorophenol	12/17/2015	0.5	0.29	0.5	1	U	UG/L
	MB 240-210643/2-A		LB	320-16345-1	2-Methylnaphthalene	12/17/2015	0.1	0.09	0.1	0.2	U	UG/L
	MB 240-210643/2-A		LB	320-16345-1	2-Methylphenol	12/17/2015	0.5	0.17	0.5	1	U	UG/L
	MB 240-210643/2-A		LB	320-16345-1	2-Nitroaniline	12/17/2015	0.5	0.21	0.5	2	U	UG/L
	MB 240-210643/2-A		LB	320-16345-1	2-Nitrophenol	12/17/2015	0.5	0.28	0.5	2	U	UG/L
	MB 240-210643/2-A		LB	320-16345-1	3,3'-Dichlorobenzidine	12/17/2015	1	0.37	1	5	U	UG/L
	MB 240-210643/2-A		LB	320-16345-1	3-Methylphenol & 4-Methylphenol	12/17/2015	1	0.8	1	2	U	UG/L
	MB 240-210643/2-A		LB	320-16345-1	3-Nitroaniline	12/17/2015	0.5	0.28	0.5	2	U	UG/L
	MB 240-210643/2-A		LB	320-16345-1	4,6-Dinitro-2-methylphenol	12/17/2015	4	2.4	4	5	U	UG/L
	MB 240-210643/2-A		LB	320-16345-1	4-Bromophenyl phenyl ether	12/17/2015	0.5	0.22	0.5	2	U	UG/L
	MB 240-210643/2-A		LB	320-16345-1	4-Chloro-3-methylphenol	12/17/2015	0.5	0.21	0.5	2	U	UG/L
	MB 240-210643/2-A		LB	320-16345-1	4-Chloroaniline	12/17/2015	0.5	0.21	0.5	2	U	UG/L
	MB 240-210643/2-A		LB	320-16345-1	4-Chlorophenyl phenyl ether	12/17/2015	0.5	0.3	0.5	2	U	UG/L
	MB 240-210643/2-A		LB	320-16345-1	4-Nitroaniline	12/17/2015	0.5	0.22	0.5	2	U	UG/L
	MB 240-210643/2-A		LB	320-16345-1	4-Nitrophenol	12/17/2015	4	0.29	4	5	U	UG/L
	MB 240-210643/2-A		LB	320-16345-1	Acenaphthene	12/17/2015	0.1	0.044	0.1	0.2	U	UG/L
	MB 240-210643/2-A		LB	320-16345-1	Acenaphthylene	12/17/2015	0.1	0.048	0.1	0.2	U	UG/L

Table 5. Trip and Method Blank Data Summary for Discrete Soil Samples for the Open Detonation Unit, Kirtland Air Force Base, December 2015

Method	Blank ID	Matrix	Blank Type*	SDG	Analyte	Analysis Date	Result	DL	LOD	LOQ	Flag	Units
SW8270C												
	MB 240-210643/2-A	WATER	LB	320-16345-1	Acetophenone	12/17/2015	0.5	0.34	0.5	1	U	UG/L
	MB 240-210643/2-A		LB	320-16345-1	Anthracene	12/17/2015	0.1	0.088	0.1	0.2	U	UG/L
	MB 240-210643/2-A		LB	320-16345-1	Atrazine	12/17/2015	0.5	0.34	0.5	1	U	UG/L
	MB 240-210643/2-A		LB	320-16345-1	Azobenzene	12/17/2015	0.5	0.29	0.5	10	U	UG/L
	MB 240-210643/2-A		LB	320-16345-1	Benzaldehyde	12/17/2015	0.5	0.39	0.5	1	U	UG/L
	MB 240-210643/2-A		LB	320-16345-1	Benzo[a]anthracene	12/17/2015	0.1	0.03	0.1	0.2	U	UG/L
	MB 240-210643/2-A		LB	320-16345-1	Benzo[a]pyrene	12/17/2015	0.1	0.051	0.1	0.2	U	UG/L
	MB 240-210643/2-A		LB	320-16345-1	Benzo[b]fluoranthene	12/17/2015	0.1	0.039	0.1	0.2	U	UG/L
	MB 240-210643/2-A		LB	320-16345-1	Benzo[g,h,i]perylene	12/17/2015	0.1	0.046	0.1	0.2	U	UG/L
	MB 240-210643/2-A		LB	320-16345-1	Benzo[k]fluoranthene	12/17/2015	0.1	0.045	0.1	0.2	U	UG/L
	MB 240-210643/2-A		LB	320-16345-1	Biphenyl	12/17/2015	0.5	0.13	0.5	1	U	UG/L
	MB 240-210643/2-A		LB	320-16345-1	bis (2-chloroisopropyl) ether	12/17/2015	0.5	0.4	0.5	1	U	UG/L
	MB 240-210643/2-A		LB	320-16345-1	Bis(2-chloroethoxy)methane	12/17/2015	0.5	0.32	0.5	1	U	UG/L
	MB 240-210643/2-A		LB	320-16345-1	Bis(2-chloroethyl)ether	12/17/2015	0.1	0.1	0.1	1	U	UG/L
	MB 240-210643/2-A		LB	320-16345-1	Bis(2-ethylhexyl) phthalate	12/17/2015	5	1.7	5	5	U	UG/L
	MB 240-210643/2-A		LB	320-16345-1	Butyl benzyl phthalate	12/17/2015	0.5	0.26	0.5	5	U	UG/L
	MB 240-210643/2-A		LB	320-16345-1	Caprolactam	12/17/2015	0.234	0.2	0.5	5	J	UG/L
	MB 240-210643/2-A		LB	320-16345-1	Carbazole	12/17/2015	0.5	0.28	0.5	1	U	UG/L
	MB 240-210643/2-A		LB	320-16345-1	Chrysene	12/17/2015	0.1	0.05	0.1	0.2	U	UG/L
	MB 240-210643/2-A		LB	320-16345-1	Dibenz(a,h)anthracene	12/17/2015	0.1	0.045	0.1	0.2	U	UG/L
	MB 240-210643/2-A		LB	320-16345-1	Dibenzofuran	12/17/2015	0.1	0.02	0.1	1	U	UG/L
	MB 240-210643/2-A		LB	320-16345-1	Diethyl phthalate	12/17/2015	1	0.6	1	2	U	UG/L
	MB 240-210643/2-A		LB	320-16345-1	Dimethyl phthalate	12/17/2015	0.5	0.29	0.5	2	U	UG/L
	MB 240-210643/2-A		LB	320-16345-1	Di-n-butyl phthalate	12/17/2015	5	1.7	5	5	U	UG/L
	MB 240-210643/2-A		LB	320-16345-1	Di-n-octyl phthalate	12/17/2015	0.5	0.23	0.5	2	U	UG/L
	MB 240-210643/2-A		LB	320-16345-1	Fluoranthene	12/17/2015	0.1	0.045	0.1	0.2	U	UG/L
	MB 240-210643/2-A		LB	320-16345-1	Fluorene	12/17/2015	0.1	0.041	0.1	0.2	U	UG/L
	MB 240-210643/2-A		LB	320-16345-1	Hexachlorobenzene	12/17/2015	0.1	0.085	0.1	0.2	U	UG/L
	MB 240-210643/2-A		LB	320-16345-1	Hexachlorobutadiene	12/17/2015	0.5	0.27	0.5	1	U	UG/L
	MB 240-210643/2-A		LB	320-16345-1	Hexachlorocyclopentadiene	12/17/2015	0.5	0.24	0.5	10	U	UG/L
	MB 240-210643/2-A		LB	320-16345-1	Hexachloroethane	12/17/2015	0.5	0.19	0.5	1	U	UG/L
	MB 240-210643/2-A		LB	320-16345-1	Indeno[1,2,3-cd]pyrene	12/17/2015	0.1	0.043	0.1	0.2	U	UG/L
	MB 240-210643/2-A		LB	320-16345-1	Isophorone	12/17/2015	0.5	0.27	0.5	1	U	UG/L

Table 5. Trip and Method Blank Data Summary for Discrete Soil Samples for the Open Detonation Unit, Kirtland Air Force Base, December 2015

Method	Blank ID	Matrix	Blank Type*	SDG	Analyte	Analysis Date	Result	DL	LOD	LOQ	Flag	Units
SW8270C												
	MB 240-210643/2-A	WATER	LB	320-16345-1	Naphthalene	12/17/2015	0.1	0.063	0.1	0.2	U	UG/L
	MB 240-210643/2-A		LB	320-16345-1	Nitrobenzene	12/17/2015	0.1	0.04	0.1	1	U	UG/L
	MB 240-210643/2-A		LB	320-16345-1	N-Nitrosodimethylamine	12/17/2015	0.5	0.31	0.5	1	U	UG/L
	MB 240-210643/2-A		LB	320-16345-1	N-Nitrosodi-n-propylamine	12/17/2015	0.5	0.24	0.5	1	U	UG/L
	MB 240-210643/2-A		LB	320-16345-1	N-Nitrosodiphenylamine	12/17/2015	0.5	0.31	0.5	1	U	UG/L
	MB 240-210643/2-A		LB	320-16345-1	Pentachlorophenol	12/17/2015	1	0.27	1	5	U	UG/L
	MB 240-210653/23-A	SOIL	LB	320-16345-1	1,2,4,5-Tetrachlorobenzene	12/17/2015	33	15	33	100	U	UG/KG
	MB 240-210653/23-A		LB	320-16371-1	1,2,4,5-Tetrachlorobenzene	12/17/2015	33	15	33	100	U	UG/KG
	MB 240-210653/23-A		LB	320-16345-1	2,4,5-Trichlorophenol	12/17/2015	67	25	67	150	U	UG/KG
	MB 240-210653/23-A		LB	320-16371-1	2,4,5-Trichlorophenol	12/17/2015	67	25	67	150	U	UG/KG
	MB 240-210653/23-A		LB	320-16345-1	2,4,6-Trichlorophenol	12/17/2015	33	8.9	33	150	U	UG/KG
	MB 240-210653/23-A		LB	320-16371-1	2,4,6-Trichlorophenol	12/17/2015	33	8.9	33	150	U	UG/KG
	MB 240-210653/23-A		LB	320-16371-1	2,4-Dichlorophenol	12/17/2015	67	20	67	150	U	UG/KG
	MB 240-210653/23-A		LB	320-16345-1	2,4-Dichlorophenol	12/17/2015	67	20	67	150	U	UG/KG
	MB 240-210653/23-A		LB	320-16371-1	2,4-Dimethylphenol	12/17/2015	67	20	67	150	U	UG/KG
	MB 240-210653/23-A		LB	320-16345-1	2,4-Dimethylphenol	12/17/2015	67	20	67	150	U	UG/KG
	MB 240-210653/23-A		LB	320-16371-1	2,4-Dinitrotoluene	12/17/2015	67	17	67	200	U	UG/KG
	MB 240-210653/23-A		LB	320-16345-1	2,4-Dinitrotoluene	12/17/2015	67	17	67	200	U	UG/KG
	MB 240-210653/23-A		LB	320-16371-1	2,6-Dichlorophenol	12/17/2015	17	4	17	200	U	UG/KG
	MB 240-210653/23-A		LB	320-16345-1	2,6-Dichlorophenol	12/17/2015	17	4	17	200	U	UG/KG
	MB 240-210653/23-A		LB	320-16371-1	2,6-Dinitrotoluene	12/17/2015	67	21	67	200	U	UG/KG
	MB 240-210653/23-A		LB	320-16345-1	2,6-Dinitrotoluene	12/17/2015	67	21	67	200	U	UG/KG
	MB 240-210653/23-A		LB	320-16345-1	2-Chloronaphthalene	12/17/2015	1.7	0.45	1.7	50	U	UG/KG
	MB 240-210653/23-A		LB	320-16371-1	2-Chloronaphthalene	12/17/2015	1.7	0.45	1.7	50	U	UG/KG
	MB 240-210653/23-A		LB	320-16371-1	2-Chlorophenol	12/17/2015	33	8.2	33	50	U	UG/KG
	MB 240-210653/23-A		LB	320-16345-1	2-Chlorophenol	12/17/2015	33	8.2	33	50	U	UG/KG
	MB 240-210653/23-A		LB	320-16371-1	2-Methylnaphthalene	12/17/2015	3.3	0.5	3.3	6.7	U	UG/KG
	MB 240-210653/23-A		LB	320-16345-1	2-Methylnaphthalene	12/17/2015	3.3	0.5	3.3	6.7	U	UG/KG
	MB 240-210653/23-A		LB	320-16345-1	2-Methylphenol	12/17/2015	67	11	67	200	U	UG/KG
	MB 240-210653/23-A		LB	320-16371-1	2-Methylphenol	12/17/2015	67	11	67	200	U	UG/KG
	MB 240-210653/23-A		LB	320-16371-1	2-Nitroaniline	12/17/2015	33	9.1	33	200	U	UG/KG
	MB 240-210653/23-A		LB	320-16345-1	2-Nitroaniline	12/17/2015	33	9.1	33	200	U	UG/KG
	MB 240-210653/23-A		LB	320-16345-1	2-Nitrophenol	12/17/2015	33	8.3	33	50	U	UG/KG

Table 5. Trip and Method Blank Data Summary for Discrete Soil Samples for the Open Detonation Unit, Kirtland Air Force Base, December 2015

Method	Blank ID	Matrix	Blank Type*	SDG	Analyte	Analysis Date	Result	DL	LOD	LOQ	Flag	Units
SW8270C												
	MB 240-210653/23-A	SOIL	LB	320-16371-1	2-Nitrophenol	12/17/2015	33	8.3	33	50	U	UG/KG
	MB 240-210653/23-A		LB	320-16371-1	3,3'-Dichlorobenzidine	12/17/2015	67	18	67	100	U	UG/KG
	MB 240-210653/23-A		LB	320-16345-1	3,3'-Dichlorobenzidine	12/17/2015	67	18	67	100	U	UG/KG
	MB 240-210653/23-A		LB	320-16371-1	3-Methylphenol & 4-Methylphenol	12/17/2015	67	20	67	400	U	UG/KG
	MB 240-210653/23-A		LB	320-16345-1	3-Methylphenol & 4-Methylphenol	12/17/2015	67	20	67	400	U	UG/KG
	MB 240-210653/23-A		LB	320-16371-1	3-Nitroaniline	12/17/2015	67	16	67	200	U	UG/KG
	MB 240-210653/23-A		LB	320-16345-1	3-Nitroaniline	12/17/2015	67	16	67	200	U	UG/KG
	MB 240-210653/23-A		LB	320-16345-1	4,6-Dinitro-2-methylphenol	12/17/2015	33	9.2	33	150	U	UG/KG
	MB 240-210653/23-A		LB	320-16371-1	4,6-Dinitro-2-methylphenol	12/17/2015	33	9.2	33	150	U	UG/KG
	MB 240-210653/23-A		LB	320-16345-1	4-Bromophenyl phenyl ether	12/17/2015	33	13	33	50	U	UG/KG
	MB 240-210653/23-A		LB	320-16371-1	4-Bromophenyl phenyl ether	12/17/2015	33	13	33	50	U	UG/KG
	MB 240-210653/23-A		LB	320-16371-1	4-Chloro-3-methylphenol	12/17/2015	67	21	67	150	U	UG/KG
	MB 240-210653/23-A		LB	320-16345-1	4-Chloro-3-methylphenol	12/17/2015	67	21	67	150	U	UG/KG
	MB 240-210653/23-A		LB	320-16371-1	4-Chloroaniline	12/17/2015	67	17	67	150	U	UG/KG
	MB 240-210653/23-A		LB	320-16345-1	4-Chloroaniline	12/17/2015	67	17	67	150	U	UG/KG
	MB 240-210653/23-A		LB	320-16371-1	4-Chlorophenyl phenyl ether	12/17/2015	33	13	33	50	U	UG/KG
	MB 240-210653/23-A		LB	320-16345-1	4-Chlorophenyl phenyl ether	12/17/2015	33	13	33	50	U	UG/KG
	MB 240-210653/23-A		LB	320-16345-1	4-Nitroaniline	12/17/2015	67	26	67	200	U	UG/KG
	MB 240-210653/23-A		LB	320-16371-1	4-Nitroaniline	12/17/2015	67	26	67	200	U	UG/KG
	MB 240-210653/23-A		LB	320-16371-1	4-Nitrophenol	12/17/2015	67	17	67	330	U	UG/KG
	MB 240-210653/23-A		LB	320-16345-1	4-Nitrophenol	12/17/2015	67	17	67	330	U	UG/KG
	MB 240-210653/23-A		LB	320-16345-1	Acenaphthene	12/17/2015	3.3	0.76	3.3	6.7	U	UG/KG
	MB 240-210653/23-A		LB	320-16371-1	Acenaphthene	12/17/2015	3.3	0.76	3.3	6.7	U	UG/KG
	MB 240-210653/23-A		LB	320-16345-1	Acenaphthylene	12/17/2015	1.7	0.35	1.7	6.7	U	UG/KG
	MB 240-210653/23-A		LB	320-16371-1	Acenaphthylene	12/17/2015	1.7	0.35	1.7	6.7	U	UG/KG
	MB 240-210653/23-A		LB	320-16371-1	Acetophenone	12/17/2015	33	9.2	33	100	U	UG/KG
	MB 240-210653/23-A		LB	320-16345-1	Acetophenone	12/17/2015	33	9.2	33	100	U	UG/KG
	MB 240-210653/23-A		LB	320-16371-1	Anthracene	12/17/2015	3.3	0.78	3.3	6.7	U	UG/KG
	MB 240-210653/23-A		LB	320-16345-1	Anthracene	12/17/2015	3.3	0.78	3.3	6.7	U	UG/KG
	MB 240-210653/23-A		LB	320-16371-1	Atrazine	12/17/2015	33	9.1	33	200	U	UG/KG
	MB 240-210653/23-A		LB	320-16345-1	Atrazine	12/17/2015	33	9.1	33	200	U	UG/KG
	MB 240-210653/23-A		LB	320-16371-1	Azobenzene	12/17/2015	67	20	67	330	U	UG/KG
	MB 240-210653/23-A		LB	320-16345-1	Azobenzene	12/17/2015	67	20	67	330	U	UG/KG

Table 5. Trip and Method Blank Data Summary for Discrete Soil Samples for the Open Detonation Unit, Kirtland Air Force Base, December 2015

Method	Blank ID	Matrix	Blank Type*	SDG	Analyte	Analysis Date	Result	DL	LOD	LOQ	Flag	Units
SW8270C												
	MB 240-210653/23-A	SOIL	LB	320-16371-1	Benzaldehyde	12/17/2015	33	12	33	100	U	UG/KG
	MB 240-210653/23-A		LB	320-16345-1	Benzaldehyde	12/17/2015	33	12	33	100	U	UG/KG
	MB 240-210653/23-A		LB	320-16371-1	Benzo[a]anthracene	12/17/2015	3.3	0.63	3.3	6.7	U	UG/KG
	MB 240-210653/23-A		LB	320-16345-1	Benzo[a]anthracene	12/17/2015	3.3	0.63	3.3	6.7	U	UG/KG
	MB 240-210653/23-A		LB	320-16371-1	Benzo[a]pyrene	12/17/2015	3.3	0.64	3.3	6.7	U	UG/KG
	MB 240-210653/23-A		LB	320-16345-1	Benzo[a]pyrene	12/17/2015	3.3	0.64	3.3	6.7	U	UG/KG
	MB 240-210653/23-A		LB	320-16371-1	Benzo[b]fluoranthene	12/17/2015	3.3	0.59	3.3	6.7	U	UG/KG
	MB 240-210653/23-A		LB	320-16345-1	Benzo[b]fluoranthene	12/17/2015	3.3	0.59	3.3	6.7	U	UG/KG
	MB 240-210653/23-A		LB	320-16371-1	Benzo[g,h,i]perylene	12/17/2015	1.7	0.35	1.7	6.7	U	UG/KG
	MB 240-210653/23-A		LB	320-16345-1	Benzo[g,h,i]perylene	12/17/2015	1.7	0.35	1.7	6.7	U	UG/KG
	MB 240-210653/23-A		LB	320-16371-1	Benzo[k]fluoranthene	12/17/2015	3.3	0.68	3.3	6.7	U	UG/KG
	MB 240-210653/23-A		LB	320-16345-1	Benzo[k]fluoranthene	12/17/2015	3.3	0.68	3.3	6.7	U	UG/KG
	MB 240-210653/23-A		LB	320-16371-1	Biphenyl	12/17/2015	17	3.5	17	50	U	UG/KG
	MB 240-210653/23-A		LB	320-16345-1	Biphenyl	12/17/2015	17	3.5	17	50	U	UG/KG
	MB 240-210653/23-A		LB	320-16371-1	bis (2-chloroisopropyl) ether	12/17/2015	33	9.5	33	100	U	UG/KG
	MB 240-210653/23-A		LB	320-16345-1	bis (2-chloroisopropyl) ether	12/17/2015	33	9.5	33	100	U	UG/KG
	MB 240-210653/23-A		LB	320-16371-1	Bis(2-chloroethoxy)methane	12/17/2015	67	22	67	100	U	UG/KG
	MB 240-210653/23-A		LB	320-16345-1	Bis(2-chloroethoxy)methane	12/17/2015	67	22	67	100	U	UG/KG
	MB 240-210653/23-A		LB	320-16371-1	Bis(2-chloroethyl)ether	12/17/2015	3.3	2	3.3	100	U	UG/KG
	MB 240-210653/23-A		LB	320-16345-1	Bis(2-chloroethyl)ether	12/17/2015	3.3	2	3.3	100	U	UG/KG
	MB 240-210653/23-A		LB	320-16371-1	Bis(2-ethylhexyl) phthalate	12/17/2015	37.4	19	33	70	J	UG/KG
	MB 240-210653/23-A		LB	320-16345-1	Bis(2-ethylhexyl) phthalate	12/17/2015	37.4	19	33	70	J	UG/KG
	MB 240-210653/23-A		LB	320-16371-1	Butyl benzyl phthalate	12/17/2015	33	10	33	70	U	UG/KG
	MB 240-210653/23-A		LB	320-16345-1	Butyl benzyl phthalate	12/17/2015	33	10	33	70	U	UG/KG
	MB 240-210653/23-A		LB	320-16345-1	Caprolactam	12/17/2015	67	37	67	330	U	UG/KG
	MB 240-210653/23-A		LB	320-16371-1	Caprolactam	12/17/2015	67	37	67	330	U	UG/KG
	MB 240-210653/23-A		LB	320-16345-1	Carbazole	12/17/2015	33	27	33	50	U	UG/KG
	MB 240-210653/23-A		LB	320-16371-1	Carbazole	12/17/2015	33	27	33	50	U	UG/KG
	MB 240-210653/23-A		LB	320-16371-1	Chrysene	12/17/2015	3.3	1.1	3.3	6.7	U	UG/KG
	MB 240-210653/23-A		LB	320-16345-1	Chrysene	12/17/2015	3.3	1.1	3.3	6.7	U	UG/KG
	MB 240-210653/23-A		LB	320-16371-1	Dibenz(a,h)anthracene	12/17/2015	3.3	0.66	3.3	6.7	U	UG/KG
	MB 240-210653/23-A		LB	320-16345-1	Dibenz(a,h)anthracene	12/17/2015	3.3	0.66	3.3	6.7	U	UG/KG
	MB 240-210653/23-A		LB	320-16371-1	Dibenzofuran	12/17/2015	3.3	0.66	3.3	50	U	UG/KG

Table 5. Trip and Method Blank Data Summary for Discrete Soil Samples for the Open Detonation Unit, Kirtland Air Force Base, December 2015

Method	Blank ID	Matrix	Blank Type*	SDG	Analyte	Analysis Date	Result	DL	LOD	LOQ	Flag	Units
SW8270C												
	MB 240-210653/23-A	SOIL	LB	320-16345-1	Dibenzofuran	12/17/2015	3.3	0.66	3.3	50	U	UG/KG
	MB 240-210653/23-A		LB	320-16371-1	Diethyl phthalate	12/17/2015	33	16	33	70	U	UG/KG
	MB 240-210653/23-A		LB	320-16345-1	Diethyl phthalate	12/17/2015	33	16	33	70	U	UG/KG
	MB 240-210653/23-A		LB	320-16345-1	Dimethyl phthalate	12/17/2015	33	17	33	70	U	UG/KG
	MB 240-210653/23-A		LB	320-16371-1	Dimethyl phthalate	12/17/2015	33	17	33	70	U	UG/KG
	MB 240-210653/23-A		LB	320-16371-1	Di-n-butyl phthalate	12/17/2015	23.8	15	33	70	J	UG/KG
	MB 240-210653/23-A		LB	320-16345-1	Di-n-butyl phthalate	12/17/2015	23.8	15	33	70	J	UG/KG
	MB 240-210653/23-A		LB	320-16371-1	Di-n-octyl phthalate	12/17/2015	33	7.9	33	70	U	UG/KG
	MB 240-210653/23-A		LB	320-16345-1	Di-n-octyl phthalate	12/17/2015	33	7.9	33	70	U	UG/KG
	MB 240-210653/23-A		LB	320-16371-1	Fluoranthene	12/17/2015	3.3	0.55	3.3	6.7	U	UG/KG
	MB 240-210653/23-A		LB	320-16345-1	Fluoranthene	12/17/2015	3.3	0.55	3.3	6.7	U	UG/KG
	MB 240-210653/23-A		LB	320-16371-1	Fluorene	12/17/2015	3.3	0.53	3.3	6.7	U	UG/KG
	MB 240-210653/23-A		LB	320-16345-1	Fluorene	12/17/2015	3.3	0.53	3.3	6.7	U	UG/KG
	MB 240-210653/23-A		LB	320-16371-1	Hexachlorobenzene	12/17/2015	3.3	2.1	3.3	6.7	U	UG/KG
	MB 240-210653/23-A		LB	320-16345-1	Hexachlorobenzene	12/17/2015	3.3	2.1	3.3	6.7	U	UG/KG
	MB 240-210653/23-A		LB	320-16345-1	Hexachlorobutadiene	12/17/2015	33	5.6	33	50	U	UG/KG
	MB 240-210653/23-A		LB	320-16371-1	Hexachlorobutadiene	12/17/2015	33	5.6	33	50	U	UG/KG
	MB 240-210653/23-A		LB	320-16345-1	Hexachlorocyclopentadiene	12/17/2015	33	8.1	33	330	U	UG/KG
	MB 240-210653/23-A		LB	320-16371-1	Hexachlorocyclopentadiene	12/17/2015	33	8.1	33	330	U	UG/KG
	MB 240-210653/23-A		LB	320-16371-1	Hexachloroethane	12/17/2015	33	9	33	50	U	UG/KG
	MB 240-210653/23-A		LB	320-16345-1	Hexachloroethane	12/17/2015	33	9	33	50	U	UG/KG
	MB 240-210653/23-A		LB	320-16345-1	Indeno[1,2,3-cd]pyrene	12/17/2015	1.7	0.35	1.7	6.7	U	UG/KG
	MB 240-210653/23-A		LB	320-16371-1	Indeno[1,2,3-cd]pyrene	12/17/2015	1.7	0.35	1.7	6.7	U	UG/KG
	MB 240-210653/23-A		LB	320-16371-1	Isophorone	12/17/2015	33	13	33	50	U	UG/KG
	MB 240-210653/23-A		LB	320-16345-1	Isophorone	12/17/2015	33	13	33	50	U	UG/KG
	MB 240-210653/23-A		LB	320-16345-1	Naphthalene	12/17/2015	8.03	0.82	3.3	6.7		UG/KG
	MB 240-210653/23-A		LB	320-16371-1	Naphthalene	12/17/2015	8.03	0.82	3.3	6.7		UG/KG
	MB 240-210653/23-A		LB	320-16345-1	Nitrobenzene	12/17/2015	3.3	2.2	3.3	100	U	UG/KG
	MB 240-210653/23-A		LB	320-16371-1	Nitrobenzene	12/17/2015	3.3	2.2	3.3	100	U	UG/KG
	MB 240-210653/23-A		LB	320-16345-1	N-Nitrosodimethylamine	12/17/2015	33	16	33	100	U	UG/KG
	MB 240-210653/23-A		LB	320-16371-1	N-Nitrosodimethylamine	12/17/2015	33	16	33	100	U	UG/KG
	MB 240-210653/23-A		LB	320-16371-1	N-Nitrosodi-n-propylamine	12/17/2015	33	6.3	33	50	U	UG/KG
	MB 240-210653/23-A		LB	320-16345-1	N-Nitrosodi-n-propylamine	12/17/2015	33	6.3	33	50	U	UG/KG

Table 5. Trip and Method Blank Data Summary for Discrete Soil Samples for the Open Detonation Unit, Kirtland Air Force Base, December 2015

Method	Blank ID	Matrix	Blank Type*	SDG	Analyte	Analysis Date	Result	DL	LOD	LOQ	Flag	Units
SW8270C												
	MB 240-210653/23-A	SOIL	LB	320-16345-1	N-Nitrosodiphenylamine	12/17/2015	33	21	33	50	U	UG/KG
	MB 240-210653/23-A		LB	320-16371-1	N-Nitrosodiphenylamine	12/17/2015	33	21	33	50	U	UG/KG
	MB 240-210653/23-A		LB	320-16371-1	Pentachlorophenol	12/17/2015	33	9.1	33	150	U	UG/KG
	MB 240-210653/23-A		LB	320-16345-1	Pentachlorophenol	12/17/2015	33	9.1	33	150	U	UG/KG
	MB 240-210656/23-A		LB	320-16371-1	1,2,4,5-Tetrachlorobenzene	12/18/2015	33	15	33	100	U	UG/KG
	MB 240-210656/23-A		LB	320-16371-1	2,4,5-Trichlorophenol	12/18/2015	67	25	67	150	U	UG/KG
	MB 240-210656/23-A		LB	320-16371-1	2,4,6-Trichlorophenol	12/18/2015	33	8.9	33	150	U	UG/KG
	MB 240-210656/23-A		LB	320-16371-1	2,4-Dichlorophenol	12/18/2015	67	20	67	150	U	UG/KG
	MB 240-210656/23-A		LB	320-16371-1	2,4-Dimethylphenol	12/18/2015	67	20	67	150	U	UG/KG
	MB 240-210656/23-A		LB	320-16371-1	2,4-Dinitrotoluene	12/18/2015	67	17	67	200	U	UG/KG
	MB 240-210656/23-A		LB	320-16371-1	2,6-Dichlorophenol	12/18/2015	17	4	17	200	U	UG/KG
	MB 240-210656/23-A		LB	320-16371-1	2,6-Dinitrotoluene	12/18/2015	67	21	67	200	U	UG/KG
	MB 240-210656/23-A		LB	320-16371-1	2-Chloronaphthalene	12/18/2015	1.7	0.45	1.7	50	U	UG/KG
	MB 240-210656/23-A		LB	320-16371-1	2-Chlorophenol	12/18/2015	33	8.2	33	50	U	UG/KG
	MB 240-210656/23-A		LB	320-16371-1	2-Methylnaphthalene	12/18/2015	3.3	0.5	3.3	6.7	U	UG/KG
	MB 240-210656/23-A		LB	320-16371-1	2-Methylphenol	12/18/2015	67	11	67	200	U	UG/KG
	MB 240-210656/23-A		LB	320-16371-1	2-Nitroaniline	12/18/2015	33	9.1	33	200	U	UG/KG
	MB 240-210656/23-A		LB	320-16371-1	2-Nitrophenol	12/18/2015	33	8.3	33	50	U	UG/KG
	MB 240-210656/23-A		LB	320-16371-1	3,3'-Dichlorobenzidine	12/18/2015	67	18	67	100	U	UG/KG
	MB 240-210656/23-A		LB	320-16371-1	3-Methylphenol & 4-Methylphenol	12/18/2015	67	20	67	400	U	UG/KG
	MB 240-210656/23-A		LB	320-16371-1	3-Nitroaniline	12/18/2015	67	16	67	200	U	UG/KG
	MB 240-210656/23-A		LB	320-16371-1	4,6-Dinitro-2-methylphenol	12/18/2015	33	9.2	33	150	U	UG/KG
	MB 240-210656/23-A		LB	320-16371-1	4-Bromophenyl phenyl ether	12/18/2015	33	13	33	50	U	UG/KG
	MB 240-210656/23-A		LB	320-16371-1	4-Chloro-3-methylphenol	12/18/2015	67	21	67	150	U	UG/KG
	MB 240-210656/23-A		LB	320-16371-1	4-Chloroaniline	12/18/2015	67	17	67	150	U	UG/KG
	MB 240-210656/23-A		LB	320-16371-1	4-Chlorophenyl phenyl ether	12/18/2015	33	13	33	50	U	UG/KG
	MB 240-210656/23-A		LB	320-16371-1	4-Nitroaniline	12/18/2015	67	26	67	200	U	UG/KG
	MB 240-210656/23-A		LB	320-16371-1	4-Nitrophenol	12/18/2015	67	17	67	330	U	UG/KG
	MB 240-210656/23-A		LB	320-16371-1	Acenaphthene	12/18/2015	3.3	0.76	3.3	6.7	U	UG/KG
	MB 240-210656/23-A		LB	320-16371-1	Acenaphthylene	12/18/2015	1.7	0.35	1.7	6.7	U	UG/KG
	MB 240-210656/23-A		LB	320-16371-1	Acetophenone	12/18/2015	11.5	9.2	33	100	J	UG/KG
	MB 240-210656/23-A		LB	320-16371-1	Anthracene	12/18/2015	3.3	0.78	3.3	6.7	U	UG/KG
	MB 240-210656/23-A		LB	320-16371-1	Atrazine	12/18/2015	33	9.1	33	200	U	UG/KG

Table 5. Trip and Method Blank Data Summary for Discrete Soil Samples for the Open Detonation Unit, Kirtland Air Force Base, December 2015

Method	Blank ID	Matrix	Blank Type*	SDG	Analyte	Analysis Date	Result	DL	LOD	LOQ	Flag	Units
SW8270C												
	MB 240-210656/23-A	SOIL	LB	320-16371-1	Azobenzene	12/18/2015	67	20	67	330	U	UG/KG
	MB 240-210656/23-A		LB	320-16371-1	Benzaldehyde	12/18/2015	33	12	33	100	U	UG/KG
	MB 240-210656/23-A		LB	320-16371-1	Benzo[a]anthracene	12/18/2015	3.3	0.63	3.3	6.7	U	UG/KG
	MB 240-210656/23-A		LB	320-16371-1	Benzo[a]pyrene	12/18/2015	3.3	0.64	3.3	6.7	U	UG/KG
	MB 240-210656/23-A		LB	320-16371-1	Benzo[b]fluoranthene	12/18/2015	3.3	0.59	3.3	6.7	U	UG/KG
	MB 240-210656/23-A		LB	320-16371-1	Benzo[g,h,i]perylene	12/18/2015	1.7	0.35	1.7	6.7	U	UG/KG
	MB 240-210656/23-A		LB	320-16371-1	Benzo[k]fluoranthene	12/18/2015	3.3	0.68	3.3	6.7	U	UG/KG
	MB 240-210656/23-A		LB	320-16371-1	Biphenyl	12/18/2015	17	3.5	17	50	U	UG/KG
	MB 240-210656/23-A		LB	320-16371-1	bis (2-chloroisopropyl) ether	12/18/2015	33	9.5	33	100	U	UG/KG
	MB 240-210656/23-A		LB	320-16371-1	Bis(2-chloroethoxy)methane	12/18/2015	67	22	67	100	U	UG/KG
	MB 240-210656/23-A		LB	320-16371-1	Bis(2-chloroethyl)ether	12/18/2015	3.3	2	3.3	100	U	UG/KG
	MB 240-210656/23-A		LB	320-16371-1	Bis(2-ethylhexyl) phthalate	12/18/2015	22.3	19	33	70	J	UG/KG
	MB 240-210656/23-A		LB	320-16371-1	Butyl benzyl phthalate	12/18/2015	33	10	33	70	U	UG/KG
	MB 240-210656/23-A		LB	320-16371-1	Caprolactam	12/18/2015	67	37	67	330	U	UG/KG
	MB 240-210656/23-A		LB	320-16371-1	Carbazole	12/18/2015	33	27	33	50	U	UG/KG
	MB 240-210656/23-A		LB	320-16371-1	Chrysene	12/18/2015	3.3	1.1	3.3	6.7	U	UG/KG
	MB 240-210656/23-A		LB	320-16371-1	Dibenz(a,h)anthracene	12/18/2015	3.3	0.66	3.3	6.7	U	UG/KG
	MB 240-210656/23-A		LB	320-16371-1	Dibenzofuran	12/18/2015	3.3	0.66	3.3	50	U	UG/KG
	MB 240-210656/23-A		LB	320-16371-1	Diethyl phthalate	12/18/2015	33	16	33	70	U	UG/KG
	MB 240-210656/23-A		LB	320-16371-1	Dimethyl phthalate	12/18/2015	33	17	33	70	U	UG/KG
	MB 240-210656/23-A		LB	320-16371-1	Di-n-butyl phthalate	12/18/2015	33	15	33	70	U	UG/KG
	MB 240-210656/23-A		LB	320-16371-1	Di-n-octyl phthalate	12/18/2015	33	7.9	33	70	U	UG/KG
	MB 240-210656/23-A		LB	320-16371-1	Fluoranthene	12/18/2015	3.3	0.55	3.3	6.7	U	UG/KG
	MB 240-210656/23-A		LB	320-16371-1	Fluorene	12/18/2015	3.3	0.53	3.3	6.7	U	UG/KG
	MB 240-210656/23-A		LB	320-16371-1	Hexachlorobenzene	12/18/2015	3.3	2.1	3.3	6.7	U	UG/KG
	MB 240-210656/23-A		LB	320-16371-1	Hexachlorobutadiene	12/18/2015	33	5.6	33	50	U	UG/KG
	MB 240-210656/23-A		LB	320-16371-1	Hexachlorocyclopentadiene	12/18/2015	33	8.1	33	330	U	UG/KG
	MB 240-210656/23-A		LB	320-16371-1	Hexachloroethane	12/18/2015	33	9	33	50	U	UG/KG
	MB 240-210656/23-A		LB	320-16371-1	Indeno[1,2,3-cd]pyrene	12/18/2015	1.7	0.35	1.7	6.7	U	UG/KG
	MB 240-210656/23-A		LB	320-16371-1	Isophorone	12/18/2015	33	13	33	50	U	UG/KG
	MB 240-210656/23-A		LB	320-16371-1	Naphthalene	12/18/2015	20.3	0.82	3.3	6.7		UG/KG
	MB 240-210656/23-A		LB	320-16371-1	Nitrobenzene	12/18/2015	3.3	2.2	3.3	100	U	UG/KG
	MB 240-210656/23-A		LB	320-16371-1	N-Nitrosodimethylamine	12/18/2015	33	16	33	100	U	UG/KG

Table 5. Trip and Method Blank Data Summary for Discrete Soil Samples for the Open Detonation Unit, Kirtland Air Force Base, December 2015

Method	Blank ID	Matrix	Blank Type*	SDG	Analyte	Analysis Date	Result	DL	LOD	LOQ	Flag	Units
SW8270C												
	MB 240-210656/23-A	SOIL	LB	320-16371-1	N-Nitrosodi-n-propylamine	12/18/2015	33	6.3	33	50	U	UG/KG
	MB 240-210656/23-A		LB	320-16371-1	N-Nitrosodiphenylamine	12/18/2015	33	21	33	50	U	UG/KG
	MB 240-210656/23-A		LB	320-16371-1	Pentachlorophenol	12/18/2015	33	9.1	33	150	U	UG/KG
	MB 240-210817/3-A	WATER	LB	320-16371-1	1,2,4,5-Tetrachlorobenzene	12/18/2015	1	0.55	1	1	U	UG/L
	MB 240-210817/3-A		LB	320-16390-1	1,2,4,5-Tetrachlorobenzene	12/18/2015	1	0.55	1	1	U	UG/L
	MB 240-210817/3-A		LB	320-16390-1	2,4,5-Trichlorophenol	12/18/2015	0.5	0.3	0.5	5	U	UG/L
	MB 240-210817/3-A		LB	320-16371-1	2,4,5-Trichlorophenol	12/18/2015	0.5	0.3	0.5	5	U	UG/L
	MB 240-210817/3-A		LB	320-16390-1	2,4,6-Trichlorophenol	12/18/2015	0.5	0.24	0.5	5	U	UG/L
	MB 240-210817/3-A		LB	320-16371-1	2,4,6-Trichlorophenol	12/18/2015	0.5	0.24	0.5	5	U	UG/L
	MB 240-210817/3-A		LB	320-16371-1	2,4-Dichlorophenol	12/18/2015	0.5	0.19	0.5	2	U	UG/L
	MB 240-210817/3-A		LB	320-16390-1	2,4-Dichlorophenol	12/18/2015	0.5	0.19	0.5	2	U	UG/L
	MB 240-210817/3-A		LB	320-16390-1	2,4-Dimethylphenol	12/18/2015	0.5	0.25	0.5	2	U	UG/L
	MB 240-210817/3-A		LB	320-16371-1	2,4-Dimethylphenol	12/18/2015	0.5	0.25	0.5	2	U	UG/L
	MB 240-210817/3-A		LB	320-16390-1	2,4-Dinitrotoluene	12/18/2015	0.5	0.25	0.5	5	U	UG/L
	MB 240-210817/3-A		LB	320-16371-1	2,4-Dinitrotoluene	12/18/2015	0.5	0.25	0.5	5	U	UG/L
	MB 240-210817/3-A		LB	320-16371-1	2,6-Dichlorophenol	12/18/2015	2	0.61	2	5	U	UG/L
	MB 240-210817/3-A		LB	320-16390-1	2,6-Dichlorophenol	12/18/2015	2	0.61	2	5	U	UG/L
	MB 240-210817/3-A		LB	320-16390-1	2,6-Dinitrotoluene	12/18/2015	5	1.1	5	5	U	UG/L
	MB 240-210817/3-A		LB	320-16371-1	2,6-Dinitrotoluene	12/18/2015	5	1.1	5	5	U	UG/L
	MB 240-210817/3-A		LB	320-16371-1	2-Chloronaphthalene	12/18/2015	0.5	0.1	0.5	1	U	UG/L
	MB 240-210817/3-A		LB	320-16390-1	2-Chloronaphthalene	12/18/2015	0.5	0.1	0.5	1	U	UG/L
	MB 240-210817/3-A		LB	320-16371-1	2-Chlorophenol	12/18/2015	0.5	0.29	0.5	1	U	UG/L
	MB 240-210817/3-A		LB	320-16390-1	2-Chlorophenol	12/18/2015	0.5	0.29	0.5	1	U	UG/L
	MB 240-210817/3-A		LB	320-16371-1	2-Methylnaphthalene	12/18/2015	0.1	0.09	0.1	0.2	U	UG/L
	MB 240-210817/3-A		LB	320-16390-1	2-Methylnaphthalene	12/18/2015	0.1	0.09	0.1	0.2	U	UG/L
	MB 240-210817/3-A		LB	320-16371-1	2-Methylphenol	12/18/2015	0.5	0.17	0.5	1	U	UG/L
	MB 240-210817/3-A		LB	320-16390-1	2-Methylphenol	12/18/2015	0.5	0.17	0.5	1	U	UG/L
	MB 240-210817/3-A		LB	320-16371-1	2-Nitroaniline	12/18/2015	0.5	0.21	0.5	2	U	UG/L
	MB 240-210817/3-A		LB	320-16390-1	2-Nitroaniline	12/18/2015	0.5	0.21	0.5	2	U	UG/L
	MB 240-210817/3-A		LB	320-16371-1	2-Nitrophenol	12/18/2015	0.5	0.28	0.5	2	U	UG/L
	MB 240-210817/3-A		LB	320-16390-1	2-Nitrophenol	12/18/2015	0.5	0.28	0.5	2	U	UG/L
	MB 240-210817/3-A		LB	320-16390-1	3,3'-Dichlorobenzidine	12/18/2015	1	0.37	1	5	U	UG/L
	MB 240-210817/3-A		LB	320-16371-1	3,3'-Dichlorobenzidine	12/18/2015	1	0.37	1	5	U	UG/L

Table 5. Trip and Method Blank Data Summary for Discrete Soil Samples for the Open Detonation Unit, Kirtland Air Force Base, December 2015

Method	Blank ID	Matrix	Blank Type*	SDG	Analyte	Analysis Date	Result	DL	LOD	LOQ	Flag	Units
SW8270C												
	MB 240-210817/3-A	WATER	LB	320-16390-1	3-Methylphenol & 4-Methylphenol	12/18/2015	1	0.8	1	2	U	UG/L
	MB 240-210817/3-A		LB	320-16371-1	3-Methylphenol & 4-Methylphenol	12/18/2015	1	0.8	1	2	U	UG/L
	MB 240-210817/3-A		LB	320-16390-1	3-Nitroaniline	12/18/2015	0.5	0.28	0.5	2	U	UG/L
	MB 240-210817/3-A		LB	320-16371-1	3-Nitroaniline	12/18/2015	0.5	0.28	0.5	2	U	UG/L
	MB 240-210817/3-A		LB	320-16390-1	4,6-Dinitro-2-methylphenol	12/18/2015	4	2.4	4	5	U	UG/L
	MB 240-210817/3-A		LB	320-16371-1	4,6-Dinitro-2-methylphenol	12/18/2015	4	2.4	4	5	U	UG/L
	MB 240-210817/3-A		LB	320-16371-1	4-Bromophenyl phenyl ether	12/18/2015	0.5	0.22	0.5	2	U	UG/L
	MB 240-210817/3-A		LB	320-16390-1	4-Bromophenyl phenyl ether	12/18/2015	0.5	0.22	0.5	2	U	UG/L
	MB 240-210817/3-A		LB	320-16371-1	4-Chloro-3-methylphenol	12/18/2015	0.5	0.21	0.5	2	U	UG/L
	MB 240-210817/3-A		LB	320-16390-1	4-Chloro-3-methylphenol	12/18/2015	0.5	0.21	0.5	2	U	UG/L
	MB 240-210817/3-A		LB	320-16390-1	4-Chloroaniline	12/18/2015	0.5	0.21	0.5	2	U	UG/L
	MB 240-210817/3-A		LB	320-16371-1	4-Chloroaniline	12/18/2015	0.5	0.21	0.5	2	U	UG/L
	MB 240-210817/3-A		LB	320-16390-1	4-Chlorophenyl phenyl ether	12/18/2015	0.5	0.3	0.5	2	U	UG/L
	MB 240-210817/3-A		LB	320-16371-1	4-Chlorophenyl phenyl ether	12/18/2015	0.5	0.3	0.5	2	U	UG/L
	MB 240-210817/3-A		LB	320-16371-1	4-Nitroaniline	12/18/2015	0.5	0.22	0.5	2	U	UG/L
	MB 240-210817/3-A		LB	320-16390-1	4-Nitroaniline	12/18/2015	0.5	0.22	0.5	2	U	UG/L
	MB 240-210817/3-A		LB	320-16371-1	4-Nitrophenol	12/18/2015	4	0.29	4	5	U	UG/L
	MB 240-210817/3-A		LB	320-16390-1	4-Nitrophenol	12/18/2015	4	0.29	4	5	U	UG/L
	MB 240-210817/3-A		LB	320-16390-1	Acenaphthene	12/18/2015	0.1	0.044	0.1	0.2	U	UG/L
	MB 240-210817/3-A		LB	320-16371-1	Acenaphthene	12/18/2015	0.1	0.044	0.1	0.2	U	UG/L
	MB 240-210817/3-A		LB	320-16390-1	Acenaphthylene	12/18/2015	0.1	0.048	0.1	0.2	U	UG/L
	MB 240-210817/3-A		LB	320-16371-1	Acenaphthylene	12/18/2015	0.1	0.048	0.1	0.2	U	UG/L
	MB 240-210817/3-A		LB	320-16390-1	Acetophenone	12/18/2015	0.5	0.34	0.5	1	U	UG/L
	MB 240-210817/3-A		LB	320-16371-1	Acetophenone	12/18/2015	0.5	0.34	0.5	1	U	UG/L
	MB 240-210817/3-A		LB	320-16371-1	Anthracene	12/18/2015	0.1	0.088	0.1	0.2	U	UG/L
	MB 240-210817/3-A		LB	320-16390-1	Anthracene	12/18/2015	0.1	0.088	0.1	0.2	U	UG/L
	MB 240-210817/3-A		LB	320-16371-1	Atrazine	12/18/2015	0.5	0.34	0.5	1	U	UG/L
	MB 240-210817/3-A		LB	320-16390-1	Atrazine	12/18/2015	0.5	0.34	0.5	1	U	UG/L
	MB 240-210817/3-A		LB	320-16390-1	Azobenzene	12/18/2015	0.5	0.29	0.5	10	U	UG/L
	MB 240-210817/3-A		LB	320-16371-1	Azobenzene	12/18/2015	0.5	0.29	0.5	10	U	UG/L
	MB 240-210817/3-A		LB	320-16390-1	Benzaldehyde	12/18/2015	0.5	0.39	0.5	1	U	UG/L
	MB 240-210817/3-A		LB	320-16371-1	Benzaldehyde	12/18/2015	0.5	0.39	0.5	1	U	UG/L
	MB 240-210817/3-A		LB	320-16390-1	Benzo[a]anthracene	12/18/2015	0.1	0.03	0.1	0.2	U	UG/L

Table 5. Trip and Method Blank Data Summary for Discrete Soil Samples for the Open Detonation Unit, Kirtland Air Force Base, December 2015

Method	Blank ID	Matrix	Blank Type*	SDG	Analyte	Analysis Date	Result	DL	LOD	LOQ	Flag	Units
SW8270C												
	MB 240-210817/3-A	WATER	LB	320-16371-1	Benzo[a]anthracene	12/18/2015	0.1	0.03	0.1	0.2	U	UG/L
	MB 240-210817/3-A		LB	320-16390-1	Benzo[a]pyrene	12/18/2015	0.1	0.051	0.1	0.2	U	UG/L
	MB 240-210817/3-A		LB	320-16371-1	Benzo[a]pyrene	12/18/2015	0.1	0.051	0.1	0.2	U	UG/L
	MB 240-210817/3-A		LB	320-16371-1	Benzo[b]fluoranthene	12/18/2015	0.1	0.039	0.1	0.2	U	UG/L
	MB 240-210817/3-A		LB	320-16390-1	Benzo[b]fluoranthene	12/18/2015	0.1	0.039	0.1	0.2	U	UG/L
	MB 240-210817/3-A		LB	320-16371-1	Benzo[g,h,i]perylene	12/18/2015	0.1	0.046	0.1	0.2	U	UG/L
	MB 240-210817/3-A		LB	320-16390-1	Benzo[g,h,i]perylene	12/18/2015	0.1	0.046	0.1	0.2	U	UG/L
	MB 240-210817/3-A		LB	320-16371-1	Benzo[k]fluoranthene	12/18/2015	0.1	0.045	0.1	0.2	U	UG/L
	MB 240-210817/3-A		LB	320-16390-1	Benzo[k]fluoranthene	12/18/2015	0.1	0.045	0.1	0.2	U	UG/L
	MB 240-210817/3-A		LB	320-16390-1	Biphenyl	12/18/2015	0.5	0.13	0.5	1	U	UG/L
	MB 240-210817/3-A		LB	320-16371-1	Biphenyl	12/18/2015	0.5	0.13	0.5	1	U	UG/L
	MB 240-210817/3-A		LB	320-16371-1	bis (2-chloroisopropyl) ether	12/18/2015	0.5	0.4	0.5	1	U	UG/L
	MB 240-210817/3-A		LB	320-16390-1	bis (2-chloroisopropyl) ether	12/18/2015	0.5	0.4	0.5	1	U	UG/L
	MB 240-210817/3-A		LB	320-16390-1	Bis(2-chloroethoxy)methane	12/18/2015	0.5	0.32	0.5	1	U	UG/L
	MB 240-210817/3-A		LB	320-16371-1	Bis(2-chloroethoxy)methane	12/18/2015	0.5	0.32	0.5	1	U	UG/L
	MB 240-210817/3-A		LB	320-16371-1	Bis(2-chloroethyl)ether	12/18/2015	0.1	0.1	0.1	1	U	UG/L
	MB 240-210817/3-A		LB	320-16390-1	Bis(2-chloroethyl)ether	12/18/2015	0.1	0.1	0.1	1	U	UG/L
	MB 240-210817/3-A		LB	320-16390-1	Bis(2-ethylhexyl) phthalate	12/18/2015	5	1.7	5	5	U	UG/L
	MB 240-210817/3-A		LB	320-16371-1	Bis(2-ethylhexyl) phthalate	12/18/2015	5	1.7	5	5	U	UG/L
	MB 240-210817/3-A		LB	320-16390-1	Butyl benzyl phthalate	12/18/2015	0.5	0.26	0.5	5	U	UG/L
	MB 240-210817/3-A		LB	320-16371-1	Butyl benzyl phthalate	12/18/2015	0.5	0.26	0.5	5	U	UG/L
	MB 240-210817/3-A		LB	320-16371-1	Caprolactam	12/18/2015	0.66	0.2	0.5	5	J	UG/L
	MB 240-210817/3-A		LB	320-16390-1	Caprolactam	12/18/2015	0.66	0.2	0.5	5	J	UG/L
	MB 240-210817/3-A		LB	320-16390-1	Carbazole	12/18/2015	0.5	0.28	0.5	1	U	UG/L
	MB 240-210817/3-A		LB	320-16371-1	Carbazole	12/18/2015	0.5	0.28	0.5	1	U	UG/L
	MB 240-210817/3-A		LB	320-16390-1	Chrysene	12/18/2015	0.1	0.05	0.1	0.2	U	UG/L
	MB 240-210817/3-A		LB	320-16371-1	Chrysene	12/18/2015	0.1	0.05	0.1	0.2	U	UG/L
	MB 240-210817/3-A		LB	320-16371-1	Dibenz(a,h)anthracene	12/18/2015	0.1	0.045	0.1	0.2	U	UG/L
	MB 240-210817/3-A		LB	320-16390-1	Dibenz(a,h)anthracene	12/18/2015	0.1	0.045	0.1	0.2	U	UG/L
	MB 240-210817/3-A		LB	320-16371-1	Dibenzofuran	12/18/2015	0.1	0.02	0.1	1	U	UG/L
	MB 240-210817/3-A		LB	320-16390-1	Dibenzofuran	12/18/2015	0.1	0.02	0.1	1	U	UG/L
	MB 240-210817/3-A		LB	320-16390-1	Diethyl phthalate	12/18/2015	1	0.6	1	2	U	UG/L
	MB 240-210817/3-A		LB	320-16371-1	Diethyl phthalate	12/18/2015	1	0.6	1	2	U	UG/L

Table 5. Trip and Method Blank Data Summary for Discrete Soil Samples for the Open Detonation Unit, Kirtland Air Force Base, December 2015

Method	Blank ID	Matrix	Blank Type*	SDG	Analyte	Analysis Date	Result	DL	LOD	LOQ	Flag	Units
SW8270C												
	MB 240-210817/3-A	WATER	LB	320-16371-1	Dimethyl phthalate	12/18/2015	0.5	0.29	0.5	2	U	UG/L
	MB 240-210817/3-A		LB	320-16390-1	Dimethyl phthalate	12/18/2015	0.5	0.29	0.5	2	U	UG/L
	MB 240-210817/3-A		LB	320-16390-1	Di-n-butyl phthalate	12/18/2015	5	1.7	5	5	U	UG/L
	MB 240-210817/3-A		LB	320-16371-1	Di-n-butyl phthalate	12/18/2015	5	1.7	5	5	U	UG/L
	MB 240-210817/3-A		LB	320-16371-1	Di-n-octyl phthalate	12/18/2015	0.5	0.23	0.5	2	U	UG/L
	MB 240-210817/3-A		LB	320-16390-1	Di-n-octyl phthalate	12/18/2015	0.5	0.23	0.5	2	U	UG/L
	MB 240-210817/3-A		LB	320-16390-1	Fluoranthene	12/18/2015	0.1	0.045	0.1	0.2	U	UG/L
	MB 240-210817/3-A		LB	320-16371-1	Fluoranthene	12/18/2015	0.1	0.045	0.1	0.2	U	UG/L
	MB 240-210817/3-A		LB	320-16371-1	Fluorene	12/18/2015	0.1	0.041	0.1	0.2	U	UG/L
	MB 240-210817/3-A		LB	320-16390-1	Fluorene	12/18/2015	0.1	0.041	0.1	0.2	U	UG/L
	MB 240-210817/3-A		LB	320-16371-1	Hexachlorobenzene	12/18/2015	0.1	0.085	0.1	0.2	U	UG/L
	MB 240-210817/3-A		LB	320-16390-1	Hexachlorobenzene	12/18/2015	0.1	0.085	0.1	0.2	U	UG/L
	MB 240-210817/3-A		LB	320-16390-1	Hexachlorobutadiene	12/18/2015	0.5	0.27	0.5	1	U	UG/L
	MB 240-210817/3-A		LB	320-16371-1	Hexachlorobutadiene	12/18/2015	0.5	0.27	0.5	1	U	UG/L
	MB 240-210817/3-A		LB	320-16390-1	Hexachlorocyclopentadiene	12/18/2015	0.5	0.24	0.5	10	U	UG/L
	MB 240-210817/3-A		LB	320-16371-1	Hexachlorocyclopentadiene	12/18/2015	0.5	0.24	0.5	10	U	UG/L
	MB 240-210817/3-A		LB	320-16371-1	Hexachloroethane	12/18/2015	0.5	0.19	0.5	1	U	UG/L
	MB 240-210817/3-A		LB	320-16390-1	Hexachloroethane	12/18/2015	0.5	0.19	0.5	1	U	UG/L
	MB 240-210817/3-A		LB	320-16371-1	Indeno[1,2,3-cd]pyrene	12/18/2015	0.1	0.043	0.1	0.2	U	UG/L
	MB 240-210817/3-A		LB	320-16390-1	Indeno[1,2,3-cd]pyrene	12/18/2015	0.1	0.043	0.1	0.2	U	UG/L
	MB 240-210817/3-A		LB	320-16390-1	Isophorone	12/18/2015	0.5	0.27	0.5	1	U	UG/L
	MB 240-210817/3-A		LB	320-16371-1	Isophorone	12/18/2015	0.5	0.27	0.5	1	U	UG/L
	MB 240-210817/3-A		LB	320-16371-1	Naphthalene	12/18/2015	0.1	0.063	0.1	0.2	U	UG/L
	MB 240-210817/3-A		LB	320-16390-1	Naphthalene	12/18/2015	0.1	0.063	0.1	0.2	U	UG/L
	MB 240-210817/3-A		LB	320-16371-1	Nitrobenzene	12/18/2015	0.1	0.04	0.1	1	U	UG/L
	MB 240-210817/3-A		LB	320-16390-1	Nitrobenzene	12/18/2015	0.1	0.04	0.1	1	U	UG/L
	MB 240-210817/3-A		LB	320-16371-1	N-Nitrosodimethylamine	12/18/2015	0.5	0.31	0.5	1	U	UG/L
	MB 240-210817/3-A		LB	320-16390-1	N-Nitrosodimethylamine	12/18/2015	0.5	0.31	0.5	1	U	UG/L
	MB 240-210817/3-A		LB	320-16390-1	N-Nitrosodi-n-propylamine	12/18/2015	0.5	0.24	0.5	1	U	UG/L
	MB 240-210817/3-A		LB	320-16371-1	N-Nitrosodi-n-propylamine	12/18/2015	0.5	0.24	0.5	1	U	UG/L
	MB 240-210817/3-A		LB	320-16390-1	N-Nitrosodiphenylamine	12/18/2015	0.5	0.31	0.5	1	U	UG/L
	MB 240-210817/3-A		LB	320-16371-1	N-Nitrosodiphenylamine	12/18/2015	0.5	0.31	0.5	1	U	UG/L
	MB 240-210817/3-A		LB	320-16371-1	Pentachlorophenol	12/18/2015	1	0.27	1	5	U	UG/L

Table 5. Trip and Method Blank Data Summary for Discrete Soil Samples for the Open Detonation Unit, Kirtland Air Force Base, December 2015

Method	Blank ID	Matrix	Blank Type*	SDG	Analyte	Analysis Date	Result	DL	LOD	LOQ	Flag	Units
SW8270C												
	MB 240-210817/3-A	WATER	LB	320-16390-1	Pentachlorophenol	12/18/2015	1	0.27	1	5	U	UG/L
	MB 240-210830/19-A	SOIL	LB	320-16390-1	1,2,4,5-Tetrachlorobenzene	12/21/2015	33	15	33	100	U	UG/KG
	MB 240-210830/19-A		LB	320-16371-1	1,2,4,5-Tetrachlorobenzene	12/21/2015	33	15	33	100	U	UG/KG
	MB 240-210830/19-A		LB	320-16371-1	2,4,5-Trichlorophenol	12/21/2015	67	25	67	150	U	UG/KG
	MB 240-210830/19-A		LB	320-16390-1	2,4,5-Trichlorophenol	12/21/2015	67	25	67	150	U	UG/KG
	MB 240-210830/19-A		LB	320-16371-1	2,4,6-Trichlorophenol	12/21/2015	33	8.9	33	150	U	UG/KG
	MB 240-210830/19-A		LB	320-16390-1	2,4,6-Trichlorophenol	12/21/2015	33	8.9	33	150	U	UG/KG
	MB 240-210830/19-A		LB	320-16390-1	2,4-Dichlorophenol	12/21/2015	67	20	67	150	U	UG/KG
	MB 240-210830/19-A		LB	320-16371-1	2,4-Dichlorophenol	12/21/2015	67	20	67	150	U	UG/KG
	MB 240-210830/19-A		LB	320-16371-1	2,4-Dimethylphenol	12/21/2015	67	20	67	150	U	UG/KG
	MB 240-210830/19-A		LB	320-16390-1	2,4-Dimethylphenol	12/21/2015	67	20	67	150	U	UG/KG
	MB 240-210830/19-A		LB	320-16390-1	2,4-Dinitrotoluene	12/21/2015	67	17	67	200	U	UG/KG
	MB 240-210830/19-A		LB	320-16371-1	2,4-Dinitrotoluene	12/21/2015	67	17	67	200	U	UG/KG
	MB 240-210830/19-A		LB	320-16390-1	2,6-Dichlorophenol	12/21/2015	17	4	17	200	U	UG/KG
	MB 240-210830/19-A		LB	320-16371-1	2,6-Dichlorophenol	12/21/2015	17	4	17	200	U	UG/KG
	MB 240-210830/19-A		LB	320-16371-1	2,6-Dinitrotoluene	12/21/2015	67	21	67	200	U	UG/KG
	MB 240-210830/19-A		LB	320-16390-1	2,6-Dinitrotoluene	12/21/2015	67	21	67	200	U	UG/KG
	MB 240-210830/19-A		LB	320-16371-1	2-Chloronaphthalene	12/21/2015	1.7	0.45	1.7	50	U	UG/KG
	MB 240-210830/19-A		LB	320-16390-1	2-Chloronaphthalene	12/21/2015	1.7	0.45	1.7	50	U	UG/KG
	MB 240-210830/19-A		LB	320-16371-1	2-Chlorophenol	12/21/2015	33	8.2	33	50	U	UG/KG
	MB 240-210830/19-A		LB	320-16390-1	2-Chlorophenol	12/21/2015	33	8.2	33	50	U	UG/KG
	MB 240-210830/19-A		LB	320-16390-1	2-Methylnaphthalene	12/21/2015	3.3	0.5	3.3	6.7	U	UG/KG
	MB 240-210830/19-A		LB	320-16371-1	2-Methylnaphthalene	12/21/2015	3.3	0.5	3.3	6.7	U	UG/KG
	MB 240-210830/19-A		LB	320-16371-1	2-Methylphenol	12/21/2015	67	11	67	200	U	UG/KG
	MB 240-210830/19-A		LB	320-16390-1	2-Methylphenol	12/21/2015	67	11	67	200	U	UG/KG
	MB 240-210830/19-A		LB	320-16390-1	2-Nitroaniline	12/21/2015	33	9.1	33	200	U	UG/KG
	MB 240-210830/19-A		LB	320-16371-1	2-Nitroaniline	12/21/2015	33	9.1	33	200	U	UG/KG
	MB 240-210830/19-A		LB	320-16390-1	2-Nitrophenol	12/21/2015	33	8.3	33	50	U	UG/KG
	MB 240-210830/19-A		LB	320-16371-1	2-Nitrophenol	12/21/2015	33	8.3	33	50	U	UG/KG
	MB 240-210830/19-A		LB	320-16371-1	3,3'-Dichlorobenzidine	12/21/2015	67	18	67	100	U	UG/KG
	MB 240-210830/19-A		LB	320-16390-1	3,3'-Dichlorobenzidine	12/21/2015	67	18	67	100	U	UG/KG
	MB 240-210830/19-A		LB	320-16390-1	3-Methylphenol & 4-Methylphenol	12/21/2015	67	20	67	400	U	UG/KG
	MB 240-210830/19-A		LB	320-16371-1	3-Methylphenol & 4-Methylphenol	12/21/2015	67	20	67	400	U	UG/KG

Table 5. Trip and Method Blank Data Summary for Discrete Soil Samples for the Open Detonation Unit, Kirtland Air Force Base, December 2015

Method	Blank ID	Matrix	Blank Type*	SDG	Analyte	Analysis Date	Result	DL	LOD	LOQ	Flag	Units
SW8270C												
	MB 240-210830/19-A	SOIL	LB	320-16390-1	3-Nitroaniline	12/21/2015	67	16	67	200	U	UG/KG
	MB 240-210830/19-A		LB	320-16371-1	3-Nitroaniline	12/21/2015	67	16	67	200	U	UG/KG
	MB 240-210830/19-A		LB	320-16371-1	4,6-Dinitro-2-methylphenol	12/21/2015	33	9.2	33	150	U	UG/KG
	MB 240-210830/19-A		LB	320-16390-1	4,6-Dinitro-2-methylphenol	12/21/2015	33	9.2	33	150	U	UG/KG
	MB 240-210830/19-A		LB	320-16390-1	4-Bromophenyl phenyl ether	12/21/2015	33	13	33	50	U	UG/KG
	MB 240-210830/19-A		LB	320-16371-1	4-Bromophenyl phenyl ether	12/21/2015	33	13	33	50	U	UG/KG
	MB 240-210830/19-A		LB	320-16390-1	4-Chloro-3-methylphenol	12/21/2015	67	21	67	150	U	UG/KG
	MB 240-210830/19-A		LB	320-16371-1	4-Chloro-3-methylphenol	12/21/2015	67	21	67	150	U	UG/KG
	MB 240-210830/19-A		LB	320-16371-1	4-Chloroaniline	12/21/2015	67	17	67	150	U	UG/KG
	MB 240-210830/19-A		LB	320-16390-1	4-Chloroaniline	12/21/2015	67	17	67	150	U	UG/KG
	MB 240-210830/19-A		LB	320-16390-1	4-Chlorophenyl phenyl ether	12/21/2015	33	13	33	50	U	UG/KG
	MB 240-210830/19-A		LB	320-16371-1	4-Chlorophenyl phenyl ether	12/21/2015	33	13	33	50	U	UG/KG
	MB 240-210830/19-A		LB	320-16390-1	4-Nitroaniline	12/21/2015	67	26	67	200	U	UG/KG
	MB 240-210830/19-A		LB	320-16371-1	4-Nitroaniline	12/21/2015	67	26	67	200	U	UG/KG
	MB 240-210830/19-A		LB	320-16371-1	4-Nitrophenol	12/21/2015	67	17	67	330	U	UG/KG
	MB 240-210830/19-A		LB	320-16390-1	4-Nitrophenol	12/21/2015	67	17	67	330	U	UG/KG
	MB 240-210830/19-A		LB	320-16371-1	Acenaphthene	12/21/2015	3.3	0.76	3.3	6.7	U	UG/KG
	MB 240-210830/19-A		LB	320-16390-1	Acenaphthene	12/21/2015	3.3	0.76	3.3	6.7	U	UG/KG
	MB 240-210830/19-A		LB	320-16390-1	Acenaphthylene	12/21/2015	1.7	0.35	1.7	6.7	U	UG/KG
	MB 240-210830/19-A		LB	320-16371-1	Acenaphthylene	12/21/2015	1.7	0.35	1.7	6.7	U	UG/KG
	MB 240-210830/19-A		LB	320-16390-1	Acetophenone	12/21/2015	33	9.2	33	100	U	UG/KG
	MB 240-210830/19-A		LB	320-16371-1	Acetophenone	12/21/2015	33	9.2	33	100	U	UG/KG
	MB 240-210830/19-A		LB	320-16390-1	Anthracene	12/21/2015	3.3	0.78	3.3	6.7	U	UG/KG
	MB 240-210830/19-A		LB	320-16371-1	Anthracene	12/21/2015	3.3	0.78	3.3	6.7	U	UG/KG
	MB 240-210830/19-A		LB	320-16390-1	Atrazine	12/21/2015	33	9.1	33	200	U	UG/KG
	MB 240-210830/19-A		LB	320-16371-1	Atrazine	12/21/2015	33	9.1	33	200	U	UG/KG
	MB 240-210830/19-A		LB	320-16390-1	Azobenzene	12/21/2015	67	20	67	330	U	UG/KG
	MB 240-210830/19-A		LB	320-16371-1	Azobenzene	12/21/2015	67	20	67	330	U	UG/KG
	MB 240-210830/19-A		LB	320-16390-1	Benzaldehyde	12/21/2015	33	12	33	100	U	UG/KG
	MB 240-210830/19-A		LB	320-16371-1	Benzaldehyde	12/21/2015	33	12	33	100	U	UG/KG
	MB 240-210830/19-A		LB	320-16390-1	Benzo[a]anthracene	12/21/2015	3.3	0.63	3.3	6.7	U	UG/KG
	MB 240-210830/19-A		LB	320-16371-1	Benzo[a]anthracene	12/21/2015	3.3	0.63	3.3	6.7	U	UG/KG
	MB 240-210830/19-A		LB	320-16390-1	Benzo[a]pyrene	12/21/2015	3.3	0.64	3.3	6.7	U	UG/KG

Table 5. Trip and Method Blank Data Summary for Discrete Soil Samples for the Open Detonation Unit, Kirtland Air Force Base, December 2015

Method	Blank ID	Matrix	Blank Type*	SDG	Analyte	Analysis Date	Result	DL	LOD	LOQ	Flag	Units
SW8270C												
	MB 240-210830/19-A	SOIL	LB	320-16371-1	Benzo[a]pyrene	12/21/2015	3.3	0.64	3.3	6.7	U	UG/KG
	MB 240-210830/19-A		LB	320-16390-1	Benzo[b]fluoranthene	12/21/2015	3.3	0.59	3.3	6.7	U	UG/KG
	MB 240-210830/19-A		LB	320-16371-1	Benzo[b]fluoranthene	12/21/2015	3.3	0.59	3.3	6.7	U	UG/KG
	MB 240-210830/19-A		LB	320-16371-1	Benzo[g,h,i]perylene	12/21/2015	1.7	0.35	1.7	6.7	U	UG/KG
	MB 240-210830/19-A		LB	320-16390-1	Benzo[g,h,i]perylene	12/21/2015	1.7	0.35	1.7	6.7	U	UG/KG
	MB 240-210830/19-A		LB	320-16390-1	Benzo[k]fluoranthene	12/21/2015	3.3	0.68	3.3	6.7	U	UG/KG
	MB 240-210830/19-A		LB	320-16371-1	Benzo[k]fluoranthene	12/21/2015	3.3	0.68	3.3	6.7	U	UG/KG
	MB 240-210830/19-A		LB	320-16390-1	Biphenyl	12/21/2015	17	3.5	17	50	U	UG/KG
	MB 240-210830/19-A		LB	320-16371-1	Biphenyl	12/21/2015	17	3.5	17	50	U	UG/KG
	MB 240-210830/19-A		LB	320-16371-1	bis (2-chloroisopropyl) ether	12/21/2015	33	9.5	33	100	U	UG/KG
	MB 240-210830/19-A		LB	320-16390-1	bis (2-chloroisopropyl) ether	12/21/2015	33	9.5	33	100	U	UG/KG
	MB 240-210830/19-A		LB	320-16371-1	Bis(2-chloroethoxy)methane	12/21/2015	67	22	67	100	U	UG/KG
	MB 240-210830/19-A		LB	320-16390-1	Bis(2-chloroethoxy)methane	12/21/2015	67	22	67	100	U	UG/KG
	MB 240-210830/19-A		LB	320-16390-1	Bis(2-chloroethyl)ether	12/21/2015	3.3	2	3.3	100	U	UG/KG
	MB 240-210830/19-A		LB	320-16371-1	Bis(2-chloroethyl)ether	12/21/2015	3.3	2	3.3	100	U	UG/KG
	MB 240-210830/19-A		LB	320-16371-1	Bis(2-ethylhexyl) phthalate	12/21/2015	33	19	33	70	U	UG/KG
	MB 240-210830/19-A		LB	320-16390-1	Bis(2-ethylhexyl) phthalate	12/21/2015	33	19	33	70	U	UG/KG
	MB 240-210830/19-A		LB	320-16371-1	Butyl benzyl phthalate	12/21/2015	33	10	33	70	U	UG/KG
	MB 240-210830/19-A		LB	320-16390-1	Butyl benzyl phthalate	12/21/2015	33	10	33	70	U	UG/KG
	MB 240-210830/19-A		LB	320-16390-1	Caprolactam	12/21/2015	67	37	67	330	U	UG/KG
	MB 240-210830/19-A		LB	320-16371-1	Caprolactam	12/21/2015	67	37	67	330	U	UG/KG
	MB 240-210830/19-A		LB	320-16390-1	Carbazole	12/21/2015	33	27	33	50	U	UG/KG
	MB 240-210830/19-A		LB	320-16371-1	Carbazole	12/21/2015	33	27	33	50	U	UG/KG
	MB 240-210830/19-A		LB	320-16390-1	Chrysene	12/21/2015	3.3	1.1	3.3	6.7	U	UG/KG
	MB 240-210830/19-A		LB	320-16371-1	Chrysene	12/21/2015	3.3	1.1	3.3	6.7	U	UG/KG
	MB 240-210830/19-A		LB	320-16390-1	Dibenz(a,h)anthracene	12/21/2015	3.3	0.66	3.3	6.7	U	UG/KG
	MB 240-210830/19-A		LB	320-16371-1	Dibenz(a,h)anthracene	12/21/2015	3.3	0.66	3.3	6.7	U	UG/KG
	MB 240-210830/19-A		LB	320-16371-1	Dibenzofuran	12/21/2015	3.3	0.66	3.3	50	U	UG/KG
	MB 240-210830/19-A		LB	320-16390-1	Dibenzofuran	12/21/2015	3.3	0.66	3.3	50	U	UG/KG
	MB 240-210830/19-A		LB	320-16371-1	Diethyl phthalate	12/21/2015	33	16	33	70	U	UG/KG
	MB 240-210830/19-A		LB	320-16390-1	Diethyl phthalate	12/21/2015	33	16	33	70	U	UG/KG
	MB 240-210830/19-A		LB	320-16390-1	Dimethyl phthalate	12/21/2015	33	17	33	70	U	UG/KG
	MB 240-210830/19-A		LB	320-16371-1	Dimethyl phthalate	12/21/2015	33	17	33	70	U	UG/KG

Table 5. Trip and Method Blank Data Summary for Discrete Soil Samples for the Open Detonation Unit, Kirtland Air Force Base, December 2015

Method	Blank ID	Matrix	Blank Type*	SDG	Analyte	Analysis Date	Result	DL	LOD	LOQ	Flag	Units
SW8270C												
	MB 240-210830/19-A	SOIL	LB	320-16390-1	Di-n-butyl phthalate	12/21/2015	33	15	33	70	U	UG/KG
	MB 240-210830/19-A		LB	320-16371-1	Di-n-butyl phthalate	12/21/2015	33	15	33	70	U	UG/KG
	MB 240-210830/19-A		LB	320-16390-1	Di-n-octyl phthalate	12/21/2015	33	7.9	33	70	U	UG/KG
	MB 240-210830/19-A		LB	320-16371-1	Di-n-octyl phthalate	12/21/2015	33	7.9	33	70	U	UG/KG
	MB 240-210830/19-A		LB	320-16371-1	Fluoranthene	12/21/2015	3.3	0.55	3.3	6.7	U	UG/KG
	MB 240-210830/19-A		LB	320-16390-1	Fluoranthene	12/21/2015	3.3	0.55	3.3	6.7	U	UG/KG
	MB 240-210830/19-A		LB	320-16371-1	Fluorene	12/21/2015	3.3	0.53	3.3	6.7	U	UG/KG
	MB 240-210830/19-A		LB	320-16390-1	Fluorene	12/21/2015	3.3	0.53	3.3	6.7	U	UG/KG
	MB 240-210830/19-A		LB	320-16390-1	Hexachlorobenzene	12/21/2015	3.3	2.1	3.3	6.7	U	UG/KG
	MB 240-210830/19-A		LB	320-16371-1	Hexachlorobenzene	12/21/2015	3.3	2.1	3.3	6.7	U	UG/KG
	MB 240-210830/19-A		LB	320-16390-1	Hexachlorobutadiene	12/21/2015	33	5.6	33	50	U	UG/KG
	MB 240-210830/19-A		LB	320-16371-1	Hexachlorobutadiene	12/21/2015	33	5.6	33	50	U	UG/KG
	MB 240-210830/19-A		LB	320-16390-1	Hexachlorocyclopentadiene	12/21/2015	33	8.1	33	330	U	UG/KG
	MB 240-210830/19-A		LB	320-16371-1	Hexachlorocyclopentadiene	12/21/2015	33	8.1	33	330	U	UG/KG
	MB 240-210830/19-A		LB	320-16371-1	Hexachloroethane	12/21/2015	33	9	33	50	U	UG/KG
	MB 240-210830/19-A		LB	320-16390-1	Hexachloroethane	12/21/2015	33	9	33	50	U	UG/KG
	MB 240-210830/19-A		LB	320-16371-1	Indeno[1,2,3-cd]pyrene	12/21/2015	1.7	0.35	1.7	6.7	U	UG/KG
	MB 240-210830/19-A		LB	320-16390-1	Indeno[1,2,3-cd]pyrene	12/21/2015	1.7	0.35	1.7	6.7	U	UG/KG
	MB 240-210830/19-A		LB	320-16390-1	Isophorone	12/21/2015	33	13	33	50	U	UG/KG
	MB 240-210830/19-A		LB	320-16371-1	Isophorone	12/21/2015	33	13	33	50	U	UG/KG
	MB 240-210830/19-A		LB	320-16390-1	Naphthalene	12/21/2015	3.3	0.82	3.3	6.7	U	UG/KG
	MB 240-210830/19-A		LB	320-16371-1	Naphthalene	12/21/2015	3.3	0.82	3.3	6.7	U	UG/KG
	MB 240-210830/19-A		LB	320-16390-1	Nitrobenzene	12/21/2015	3.3	2.2	3.3	100	U	UG/KG
	MB 240-210830/19-A		LB	320-16371-1	Nitrobenzene	12/21/2015	3.3	2.2	3.3	100	U	UG/KG
	MB 240-210830/19-A		LB	320-16371-1	N-Nitrosodimethylamine	12/21/2015	33	16	33	100	U	UG/KG
	MB 240-210830/19-A		LB	320-16390-1	N-Nitrosodimethylamine	12/21/2015	33	16	33	100	U	UG/KG
	MB 240-210830/19-A		LB	320-16371-1	N-Nitrosodi-n-propylamine	12/21/2015	33	6.3	33	50	U	UG/KG
	MB 240-210830/19-A		LB	320-16390-1	N-Nitrosodi-n-propylamine	12/21/2015	33	6.3	33	50	U	UG/KG
	MB 240-210830/19-A		LB	320-16371-1	N-Nitrosodiphenylamine	12/21/2015	33	21	33	50	U	UG/KG
	MB 240-210830/19-A		LB	320-16390-1	N-Nitrosodiphenylamine	12/21/2015	33	21	33	50	U	UG/KG
	MB 240-210830/19-A		LB	320-16371-1	Pentachlorophenol	12/21/2015	33	9.1	33	150	U	UG/KG
	MB 240-210830/19-A		LB	320-16390-1	Pentachlorophenol	12/21/2015	33	9.1	33	150	U	UG/KG
	MB 240-211682/20-A		LB	320-16345-1	1,2,4,5-Tetrachlorobenzene	12/23/2015	33	15	33	100	U	UG/KG

Table 5. Trip and Method Blank Data Summary for Discrete Soil Samples for the Open Detonation Unit, Kirtland Air Force Base, December 2015

Method	Blank ID	Matrix	Blank Type*	SDG	Analyte	Analysis Date	Result	DL	LOD	LOQ	Flag	Units
SW8270C												
	MB 240-211682/20-A	SOIL	LB	320-16371-1	1,2,4,5-Tetrachlorobenzene	12/23/2015	33	15	33	100	U	UG/KG
	MB 240-211682/20-A		LB	320-16345-1	2,4,5-Trichlorophenol	12/23/2015	67	25	67	150	U	UG/KG
	MB 240-211682/20-A		LB	320-16371-1	2,4,5-Trichlorophenol	12/23/2015	67	25	67	150	U	UG/KG
	MB 240-211682/20-A		LB	320-16345-1	2,4,6-Trichlorophenol	12/23/2015	33	8.9	33	150	U	UG/KG
	MB 240-211682/20-A		LB	320-16371-1	2,4,6-Trichlorophenol	12/23/2015	33	8.9	33	150	U	UG/KG
	MB 240-211682/20-A		LB	320-16371-1	2,4-Dichlorophenol	12/23/2015	67	20	67	150	U	UG/KG
	MB 240-211682/20-A		LB	320-16345-1	2,4-Dichlorophenol	12/23/2015	67	20	67	150	U	UG/KG
	MB 240-211682/20-A		LB	320-16371-1	2,4-Dimethylphenol	12/23/2015	67	20	67	150	U	UG/KG
	MB 240-211682/20-A		LB	320-16345-1	2,4-Dimethylphenol	12/23/2015	67	20	67	150	U	UG/KG
	MB 240-211682/20-A		LB	320-16371-1	2,4-Dinitrotoluene	12/23/2015	67	17	67	200	U	UG/KG
	MB 240-211682/20-A		LB	320-16345-1	2,4-Dinitrotoluene	12/23/2015	67	17	67	200	U	UG/KG
	MB 240-211682/20-A		LB	320-16371-1	2,6-Dichlorophenol	12/23/2015	17	4	17	200	U	UG/KG
	MB 240-211682/20-A		LB	320-16345-1	2,6-Dichlorophenol	12/23/2015	17	4	17	200	U	UG/KG
	MB 240-211682/20-A		LB	320-16371-1	2,6-Dinitrotoluene	12/23/2015	67	21	67	200	U	UG/KG
	MB 240-211682/20-A		LB	320-16345-1	2,6-Dinitrotoluene	12/23/2015	67	21	67	200	U	UG/KG
	MB 240-211682/20-A		LB	320-16345-1	2-Chloronaphthalene	12/23/2015	1.7	0.45	1.7	50	U	UG/KG
	MB 240-211682/20-A		LB	320-16371-1	2-Chloronaphthalene	12/23/2015	1.7	0.45	1.7	50	U	UG/KG
	MB 240-211682/20-A		LB	320-16371-1	2-Chlorophenol	12/23/2015	33	8.2	33	50	U	UG/KG
	MB 240-211682/20-A		LB	320-16345-1	2-Chlorophenol	12/23/2015	33	8.2	33	50	U	UG/KG
	MB 240-211682/20-A		LB	320-16371-1	2-Methylnaphthalene	12/23/2015	3.3	0.5	3.3	6.7	U	UG/KG
	MB 240-211682/20-A		LB	320-16345-1	2-Methylnaphthalene	12/23/2015	3.3	0.5	3.3	6.7	U	UG/KG
	MB 240-211682/20-A		LB	320-16371-1	2-Methylphenol	12/23/2015	67	11	67	200	U	UG/KG
	MB 240-211682/20-A		LB	320-16345-1	2-Methylphenol	12/23/2015	67	11	67	200	U	UG/KG
	MB 240-211682/20-A		LB	320-16371-1	2-Nitroaniline	12/23/2015	33	9.1	33	200	U	UG/KG
	MB 240-211682/20-A		LB	320-16345-1	2-Nitroaniline	12/23/2015	33	9.1	33	200	U	UG/KG
	MB 240-211682/20-A		LB	320-16345-1	2-Nitrophenol	12/23/2015	33	8.3	33	50	U	UG/KG
	MB 240-211682/20-A		LB	320-16371-1	2-Nitrophenol	12/23/2015	33	8.3	33	50	U	UG/KG
	MB 240-211682/20-A		LB	320-16371-1	3,3'-Dichlorobenzidine	12/23/2015	67	18	67	100	U	UG/KG
	MB 240-211682/20-A		LB	320-16345-1	3,3'-Dichlorobenzidine	12/23/2015	67	18	67	100	U	UG/KG
	MB 240-211682/20-A		LB	320-16345-1	3-Methylphenol & 4-Methylphenol	12/23/2015	67	20	67	400	U	UG/KG
	MB 240-211682/20-A		LB	320-16371-1	3-Methylphenol & 4-Methylphenol	12/23/2015	67	20	67	400	U	UG/KG
	MB 240-211682/20-A		LB	320-16345-1	3-Nitroaniline	12/23/2015	67	16	67	200	U	UG/KG
	MB 240-211682/20-A		LB	320-16371-1	3-Nitroaniline	12/23/2015	67	16	67	200	U	UG/KG

Table 5. Trip and Method Blank Data Summary for Discrete Soil Samples for the Open Detonation Unit, Kirtland Air Force Base, December 2015

Method	Blank ID	Matrix	Blank Type*	SDG	Analyte	Analysis Date	Result	DL	LOD	LOQ	Flag	Units
SW8270C												
	MB 240-211682/20-A	SOIL	LB	320-16371-1	4,6-Dinitro-2-methylphenol	12/23/2015	33	9.2	33	150	U	UG/KG
	MB 240-211682/20-A		LB	320-16345-1	4,6-Dinitro-2-methylphenol	12/23/2015	33	9.2	33	150	U	UG/KG
	MB 240-211682/20-A		LB	320-16371-1	4-Bromophenyl phenyl ether	12/23/2015	33	13	33	50	U	UG/KG
	MB 240-211682/20-A		LB	320-16345-1	4-Bromophenyl phenyl ether	12/23/2015	33	13	33	50	U	UG/KG
	MB 240-211682/20-A		LB	320-16345-1	4-Chloro-3-methylphenol	12/23/2015	67	21	67	150	U	UG/KG
	MB 240-211682/20-A		LB	320-16371-1	4-Chloro-3-methylphenol	12/23/2015	67	21	67	150	U	UG/KG
	MB 240-211682/20-A		LB	320-16345-1	4-Chloroaniline	12/23/2015	67	17	67	150	U	UG/KG
	MB 240-211682/20-A		LB	320-16371-1	4-Chloroaniline	12/23/2015	67	17	67	150	U	UG/KG
	MB 240-211682/20-A		LB	320-16371-1	4-Chlorophenyl phenyl ether	12/23/2015	33	13	33	50	U	UG/KG
	MB 240-211682/20-A		LB	320-16345-1	4-Chlorophenyl phenyl ether	12/23/2015	33	13	33	50	U	UG/KG
	MB 240-211682/20-A		LB	320-16371-1	4-Nitroaniline	12/23/2015	67	26	67	200	U	UG/KG
	MB 240-211682/20-A		LB	320-16345-1	4-Nitroaniline	12/23/2015	67	26	67	200	U	UG/KG
	MB 240-211682/20-A		LB	320-16345-1	4-Nitrophenol	12/23/2015	67	17	67	330	U	UG/KG
	MB 240-211682/20-A		LB	320-16371-1	4-Nitrophenol	12/23/2015	67	17	67	330	U	UG/KG
	MB 240-211682/20-A		LB	320-16345-1	Acenaphthene	12/23/2015	3.3	0.76	3.3	6.7	U	UG/KG
	MB 240-211682/20-A		LB	320-16371-1	Acenaphthene	12/23/2015	3.3	0.76	3.3	6.7	U	UG/KG
	MB 240-211682/20-A		LB	320-16371-1	Acenaphthylene	12/23/2015	1.7	0.35	1.7	6.7	U	UG/KG
	MB 240-211682/20-A		LB	320-16345-1	Acenaphthylene	12/23/2015	1.7	0.35	1.7	6.7	U	UG/KG
	MB 240-211682/20-A		LB	320-16371-1	Acetophenone	12/23/2015	33	9.2	33	100	U	UG/KG
	MB 240-211682/20-A		LB	320-16345-1	Acetophenone	12/23/2015	33	9.2	33	100	U	UG/KG
	MB 240-211682/20-A		LB	320-16345-1	Anthracene	12/23/2015	3.3	0.78	3.3	6.7	U	UG/KG
	MB 240-211682/20-A		LB	320-16371-1	Anthracene	12/23/2015	3.3	0.78	3.3	6.7	U	UG/KG
	MB 240-211682/20-A		LB	320-16345-1	Atrazine	12/23/2015	33	9.1	33	200	U	UG/KG
	MB 240-211682/20-A		LB	320-16371-1	Atrazine	12/23/2015	33	9.1	33	200	U	UG/KG
	MB 240-211682/20-A		LB	320-16345-1	Azobenzene	12/23/2015	67	20	67	330	U	UG/KG
	MB 240-211682/20-A		LB	320-16371-1	Azobenzene	12/23/2015	67	20	67	330	U	UG/KG
	MB 240-211682/20-A		LB	320-16345-1	Benzaldehyde	12/23/2015	33	12	33	100	U	UG/KG
	MB 240-211682/20-A		LB	320-16371-1	Benzaldehyde	12/23/2015	33	12	33	100	U	UG/KG
	MB 240-211682/20-A		LB	320-16345-1	Benzo[a]anthracene	12/23/2015	3.3	0.63	3.3	6.7	U	UG/KG
	MB 240-211682/20-A		LB	320-16371-1	Benzo[a]anthracene	12/23/2015	3.3	0.63	3.3	6.7	U	UG/KG
	MB 240-211682/20-A		LB	320-16345-1	Benzo[a]pyrene	12/23/2015	3.3	0.64	3.3	6.7	U	UG/KG
	MB 240-211682/20-A		LB	320-16371-1	Benzo[a]pyrene	12/23/2015	3.3	0.64	3.3	6.7	U	UG/KG
	MB 240-211682/20-A		LB	320-16371-1	Benzo[b]fluoranthene	12/23/2015	3.3	0.59	3.3	6.7	U	UG/KG

Table 5. Trip and Method Blank Data Summary for Discrete Soil Samples for the Open Detonation Unit, Kirtland Air Force Base, December 2015

Method	Blank ID	Matrix	Blank Type*	SDG	Analyte	Analysis Date	Result	DL	LOD	LOQ	Flag	Units
SW8270C												
	MB 240-211682/20-A	SOIL	LB	320-16345-1	Benzo[b]fluoranthene	12/23/2015	3.3	0.59	3.3	6.7	U	UG/KG
	MB 240-211682/20-A		LB	320-16371-1	Benzo[g,h,i]perylene	12/23/2015	1.7	0.35	1.7	6.7	U	UG/KG
	MB 240-211682/20-A		LB	320-16345-1	Benzo[g,h,i]perylene	12/23/2015	1.7	0.35	1.7	6.7	U	UG/KG
	MB 240-211682/20-A		LB	320-16345-1	Benzo[k]fluoranthene	12/23/2015	3.3	0.68	3.3	6.7	U	UG/KG
	MB 240-211682/20-A		LB	320-16371-1	Benzo[k]fluoranthene	12/23/2015	3.3	0.68	3.3	6.7	U	UG/KG
	MB 240-211682/20-A		LB	320-16345-1	Biphenyl	12/23/2015	17	3.5	17	50	U	UG/KG
	MB 240-211682/20-A		LB	320-16371-1	Biphenyl	12/23/2015	17	3.5	17	50	U	UG/KG
	MB 240-211682/20-A		LB	320-16345-1	bis (2-chloroisopropyl) ether	12/23/2015	33	9.5	33	100	U	UG/KG
	MB 240-211682/20-A		LB	320-16371-1	bis (2-chloroisopropyl) ether	12/23/2015	33	9.5	33	100	U	UG/KG
	MB 240-211682/20-A		LB	320-16345-1	Bis(2-chloroethoxy)methane	12/23/2015	67	22	67	100	U	UG/KG
	MB 240-211682/20-A		LB	320-16371-1	Bis(2-chloroethoxy)methane	12/23/2015	67	22	67	100	U	UG/KG
	MB 240-211682/20-A		LB	320-16371-1	Bis(2-chloroethyl)ether	12/23/2015	3.3	2	3.3	100	U	UG/KG
	MB 240-211682/20-A		LB	320-16345-1	Bis(2-chloroethyl)ether	12/23/2015	3.3	2	3.3	100	U	UG/KG
	MB 240-211682/20-A		LB	320-16371-1	Bis(2-ethylhexyl) phthalate	12/23/2015	73.5	19	33	70		UG/KG
	MB 240-211682/20-A		LB	320-16345-1	Bis(2-ethylhexyl) phthalate	12/23/2015	73.5	19	33	70		UG/KG
	MB 240-211682/20-A		LB	320-16345-1	Butyl benzyl phthalate	12/23/2015	33	10	33	70	U	UG/KG
	MB 240-211682/20-A		LB	320-16371-1	Butyl benzyl phthalate	12/23/2015	33	10	33	70	U	UG/KG
	MB 240-211682/20-A		LB	320-16345-1	Caprolactam	12/23/2015	67	37	67	330	U	UG/KG
	MB 240-211682/20-A		LB	320-16371-1	Caprolactam	12/23/2015	67	37	67	330	U	UG/KG
	MB 240-211682/20-A		LB	320-16345-1	Carbazole	12/23/2015	33	27	33	50	U	UG/KG
	MB 240-211682/20-A		LB	320-16371-1	Carbazole	12/23/2015	33	27	33	50	U	UG/KG
	MB 240-211682/20-A		LB	320-16345-1	Chrysene	12/23/2015	3.3	1.1	3.3	6.7	U	UG/KG
	MB 240-211682/20-A		LB	320-16371-1	Chrysene	12/23/2015	3.3	1.1	3.3	6.7	U	UG/KG
	MB 240-211682/20-A		LB	320-16345-1	Dibenz(a,h)anthracene	12/23/2015	3.3	0.66	3.3	6.7	U	UG/KG
	MB 240-211682/20-A		LB	320-16371-1	Dibenz(a,h)anthracene	12/23/2015	3.3	0.66	3.3	6.7	U	UG/KG
	MB 240-211682/20-A		LB	320-16345-1	Dibenzofuran	12/23/2015	3.3	0.66	3.3	50	U	UG/KG
	MB 240-211682/20-A		LB	320-16371-1	Dibenzofuran	12/23/2015	3.3	0.66	3.3	50	U	UG/KG
	MB 240-211682/20-A		LB	320-16371-1	Diethyl phthalate	12/23/2015	33	16	33	70	U	UG/KG
	MB 240-211682/20-A		LB	320-16345-1	Diethyl phthalate	12/23/2015	33	16	33	70	U	UG/KG
	MB 240-211682/20-A		LB	320-16371-1	Dimethyl phthalate	12/23/2015	33	17	33	70	U	UG/KG
	MB 240-211682/20-A		LB	320-16345-1	Dimethyl phthalate	12/23/2015	33	17	33	70	U	UG/KG
	MB 240-211682/20-A		LB	320-16371-1	Di-n-butyl phthalate	12/23/2015	17.2	15	33	70	J	UG/KG
	MB 240-211682/20-A		LB	320-16345-1	Di-n-butyl phthalate	12/23/2015	17.2	15	33	70	J	UG/KG

Table 5. Trip and Method Blank Data Summary for Discrete Soil Samples for the Open Detonation Unit, Kirtland Air Force Base, December 2015

Method	Blank ID	Matrix	Blank Type*	SDG	Analyte	Analysis Date	Result	DL	LOD	LOQ	Flag	Units
SW8270C												
	MB 240-211682/20-A	SOIL	LB	320-16345-1	Di-n-octyl phthalate	12/23/2015	33	7.9	33	70	U	UG/KG
	MB 240-211682/20-A		LB	320-16371-1	Di-n-octyl phthalate	12/23/2015	33	7.9	33	70	U	UG/KG
	MB 240-211682/20-A		LB	320-16371-1	Fluoranthene	12/23/2015	3.3	0.55	3.3	6.7	U	UG/KG
	MB 240-211682/20-A		LB	320-16345-1	Fluoranthene	12/23/2015	3.3	0.55	3.3	6.7	U	UG/KG
	MB 240-211682/20-A		LB	320-16345-1	Fluorene	12/23/2015	3.3	0.53	3.3	6.7	U	UG/KG
	MB 240-211682/20-A		LB	320-16371-1	Fluorene	12/23/2015	3.3	0.53	3.3	6.7	U	UG/KG
	MB 240-211682/20-A		LB	320-16371-1	Hexachlorobenzene	12/23/2015	3.3	2.1	3.3	6.7	U	UG/KG
	MB 240-211682/20-A		LB	320-16345-1	Hexachlorobenzene	12/23/2015	3.3	2.1	3.3	6.7	U	UG/KG
	MB 240-211682/20-A		LB	320-16345-1	Hexachlorobutadiene	12/23/2015	33	5.6	33	50	U	UG/KG
	MB 240-211682/20-A		LB	320-16371-1	Hexachlorobutadiene	12/23/2015	33	5.6	33	50	U	UG/KG
	MB 240-211682/20-A		LB	320-16371-1	Hexachlorocyclopentadiene	12/23/2015	33	8.1	33	330	U	UG/KG
	MB 240-211682/20-A		LB	320-16345-1	Hexachlorocyclopentadiene	12/23/2015	33	8.1	33	330	U	UG/KG
	MB 240-211682/20-A		LB	320-16345-1	Hexachloroethane	12/23/2015	33	9	33	50	U	UG/KG
	MB 240-211682/20-A		LB	320-16371-1	Hexachloroethane	12/23/2015	33	9	33	50	U	UG/KG
	MB 240-211682/20-A		LB	320-16371-1	Indeno[1,2,3-cd]pyrene	12/23/2015	1.7	0.35	1.7	6.7	U	UG/KG
	MB 240-211682/20-A		LB	320-16345-1	Indeno[1,2,3-cd]pyrene	12/23/2015	1.7	0.35	1.7	6.7	U	UG/KG
	MB 240-211682/20-A		LB	320-16345-1	Isophorone	12/23/2015	33	13	33	50	U	UG/KG
	MB 240-211682/20-A		LB	320-16371-1	Isophorone	12/23/2015	33	13	33	50	U	UG/KG
	MB 240-211682/20-A		LB	320-16371-1	Naphthalene	12/23/2015	3.3	0.82	3.3	6.7	U	UG/KG
	MB 240-211682/20-A		LB	320-16345-1	Naphthalene	12/23/2015	3.3	0.82	3.3	6.7	U	UG/KG
	MB 240-211682/20-A		LB	320-16345-1	Nitrobenzene	12/23/2015	3.3	2.2	3.3	100	U	UG/KG
	MB 240-211682/20-A		LB	320-16371-1	Nitrobenzene	12/23/2015	3.3	2.2	3.3	100	U	UG/KG
	MB 240-211682/20-A		LB	320-16371-1	N-Nitrosodimethylamine	12/23/2015	33	16	33	100	U	UG/KG
	MB 240-211682/20-A		LB	320-16345-1	N-Nitrosodimethylamine	12/23/2015	33	16	33	100	U	UG/KG
	MB 240-211682/20-A		LB	320-16345-1	N-Nitrosodi-n-propylamine	12/23/2015	33	6.3	33	50	U	UG/KG
	MB 240-211682/20-A		LB	320-16371-1	N-Nitrosodi-n-propylamine	12/23/2015	33	6.3	33	50	U	UG/KG
	MB 240-211682/20-A		LB	320-16345-1	N-Nitrosodiphenylamine	12/23/2015	33	21	33	50	U	UG/KG
	MB 240-211682/20-A		LB	320-16371-1	N-Nitrosodiphenylamine	12/23/2015	33	21	33	50	U	UG/KG
	MB 240-211682/20-A		LB	320-16345-1	Pentachlorophenol	12/23/2015	33	9.1	33	150	U	UG/KG
	MB 240-211682/20-A		LB	320-16371-1	Pentachlorophenol	12/23/2015	33	9.1	33	150	U	UG/KG
	MB 240-212316/10-A		LB	320-16371-1	1,2,4,5-Tetrachlorobenzene	12/29/2015	33	15	33	100	U	UG/KG
	MB 240-212316/10-A		LB	320-16371-1	2,4,5-Trichlorophenol	12/29/2015	67	25	67	150	U	UG/KG
	MB 240-212316/10-A		LB	320-16371-1	2,4,6-Trichlorophenol	12/29/2015	33	8.9	33	150	U	UG/KG

Table 5. Trip and Method Blank Data Summary for Discrete Soil Samples for the Open Detonation Unit, Kirtland Air Force Base, December 2015

Method	Blank ID	Matrix	Blank Type*	SDG	Analyte	Analysis Date	Result	DL	LOD	LOQ	Flag	Units
SW8270C												
	MB 240-212316/10-A	SOIL	LB	320-16371-1	2,4-Dichlorophenol	12/29/2015	67	20	67	150	U	UG/KG
	MB 240-212316/10-A		LB	320-16371-1	2,4-Dimethylphenol	12/29/2015	67	20	67	150	U	UG/KG
	MB 240-212316/10-A		LB	320-16371-1	2,4-Dinitrotoluene	12/29/2015	67	17	67	200	U	UG/KG
	MB 240-212316/10-A		LB	320-16371-1	2,6-Dichlorophenol	12/29/2015	17	4	17	200	U	UG/KG
	MB 240-212316/10-A		LB	320-16371-1	2,6-Dinitrotoluene	12/29/2015	67	21	67	200	U	UG/KG
	MB 240-212316/10-A		LB	320-16371-1	2-Chloronaphthalene	12/29/2015	1.7	0.45	1.7	50	U	UG/KG
	MB 240-212316/10-A		LB	320-16371-1	2-Chlorophenol	12/29/2015	33	8.2	33	50	U	UG/KG
	MB 240-212316/10-A		LB	320-16371-1	2-Methylnaphthalene	12/29/2015	3.3	0.5	3.3	6.7	U	UG/KG
	MB 240-212316/10-A		LB	320-16371-1	2-Methylphenol	12/29/2015	67	11	67	200	U	UG/KG
	MB 240-212316/10-A		LB	320-16371-1	2-Nitroaniline	12/29/2015	33	9.1	33	200	U	UG/KG
	MB 240-212316/10-A		LB	320-16371-1	2-Nitrophenol	12/29/2015	33	8.3	33	50	U	UG/KG
	MB 240-212316/10-A		LB	320-16371-1	3,3'-Dichlorobenzidine	12/29/2015	67	18	67	100	U	UG/KG
	MB 240-212316/10-A		LB	320-16371-1	3-Methylphenol & 4-Methylphenol	12/29/2015	67	20	67	400	U	UG/KG
	MB 240-212316/10-A		LB	320-16371-1	3-Nitroaniline	12/29/2015	67	16	67	200	U	UG/KG
	MB 240-212316/10-A		LB	320-16371-1	4,6-Dinitro-2-methylphenol	12/29/2015	33	9.2	33	150	U	UG/KG
	MB 240-212316/10-A		LB	320-16371-1	4-Bromophenyl phenyl ether	12/29/2015	33	13	33	50	U	UG/KG
	MB 240-212316/10-A		LB	320-16371-1	4-Chloro-3-methylphenol	12/29/2015	67	21	67	150	U	UG/KG
	MB 240-212316/10-A		LB	320-16371-1	4-Chloroaniline	12/29/2015	67	17	67	150	U	UG/KG
	MB 240-212316/10-A		LB	320-16371-1	4-Chlorophenyl phenyl ether	12/29/2015	33	13	33	50	U	UG/KG
	MB 240-212316/10-A		LB	320-16371-1	4-Nitroaniline	12/29/2015	67	26	67	200	U	UG/KG
	MB 240-212316/10-A		LB	320-16371-1	4-Nitrophenol	12/29/2015	67	17	67	330	U	UG/KG
	MB 240-212316/10-A		LB	320-16371-1	Acenaphthene	12/29/2015	3.3	0.76	3.3	6.7	U	UG/KG
	MB 240-212316/10-A		LB	320-16371-1	Acenaphthylene	12/29/2015	1.7	0.35	1.7	6.7	U	UG/KG
	MB 240-212316/10-A		LB	320-16371-1	Acetophenone	12/29/2015	33	9.2	33	100	U	UG/KG
	MB 240-212316/10-A		LB	320-16371-1	Anthracene	12/29/2015	3.3	0.78	3.3	6.7	U	UG/KG
	MB 240-212316/10-A		LB	320-16371-1	Atrazine	12/29/2015	33	9.1	33	200	U	UG/KG
	MB 240-212316/10-A		LB	320-16371-1	Azobenzene	12/29/2015	67	20	67	330	U	UG/KG
	MB 240-212316/10-A		LB	320-16371-1	Benzaldehyde	12/29/2015	33	12	33	100	U	UG/KG
	MB 240-212316/10-A		LB	320-16371-1	Benzo[a]anthracene	12/29/2015	3.3	0.63	3.3	6.7	U	UG/KG
	MB 240-212316/10-A		LB	320-16371-1	Benzo[a]pyrene	12/29/2015	3.3	0.64	3.3	6.7	U	UG/KG
	MB 240-212316/10-A		LB	320-16371-1	Benzo[b]fluoranthene	12/29/2015	3.3	0.59	3.3	6.7	U	UG/KG
	MB 240-212316/10-A		LB	320-16371-1	Benzo[g,h,i]perylene	12/29/2015	1.7	0.35	1.7	6.7	U	UG/KG
	MB 240-212316/10-A		LB	320-16371-1	Benzo[k]fluoranthene	12/29/2015	3.3	0.68	3.3	6.7	U	UG/KG

Table 5. Trip and Method Blank Data Summary for Discrete Soil Samples for the Open Detonation Unit, Kirtland Air Force Base, December 2015

Method	Blank ID	Matrix	Blank Type*	SDG	Analyte	Analysis Date	Result	DL	LOD	LOQ	Flag	Units
SW8270C												
	MB 240-212316/10-A	SOIL	LB	320-16371-1	Biphenyl	12/29/2015	17	3.5	17	50	U	UG/KG
	MB 240-212316/10-A		LB	320-16371-1	bis (2-chloroisopropyl) ether	12/29/2015	33	9.5	33	100	U	UG/KG
	MB 240-212316/10-A		LB	320-16371-1	Bis(2-chloroethoxy)methane	12/29/2015	67	22	67	100	U	UG/KG
	MB 240-212316/10-A		LB	320-16371-1	Bis(2-chloroethyl)ether	12/29/2015	3.3	2	3.3	100	U	UG/KG
	MB 240-212316/10-A		LB	320-16371-1	Bis(2-ethylhexyl) phthalate	12/29/2015	33	19	33	70	U	UG/KG
	MB 240-212316/10-A		LB	320-16371-1	Butyl benzyl phthalate	12/29/2015	33	10	33	70	U	UG/KG
	MB 240-212316/10-A		LB	320-16371-1	Caprolactam	12/29/2015	67	37	67	330	U	UG/KG
	MB 240-212316/10-A		LB	320-16371-1	Carbazole	12/29/2015	33	27	33	50	U	UG/KG
	MB 240-212316/10-A		LB	320-16371-1	Chrysene	12/29/2015	3.3	1.1	3.3	6.7	U	UG/KG
	MB 240-212316/10-A		LB	320-16371-1	Dibenz(a,h)anthracene	12/29/2015	3.3	0.66	3.3	6.7	U	UG/KG
	MB 240-212316/10-A		LB	320-16371-1	Dibenzofuran	12/29/2015	3.3	0.66	3.3	50	U	UG/KG
	MB 240-212316/10-A		LB	320-16371-1	Diethyl phthalate	12/29/2015	33	16	33	70	U	UG/KG
	MB 240-212316/10-A		LB	320-16371-1	Dimethyl phthalate	12/29/2015	33	17	33	70	U	UG/KG
	MB 240-212316/10-A		LB	320-16371-1	Di-n-butyl phthalate	12/29/2015	33	15	33	70	U	UG/KG
	MB 240-212316/10-A		LB	320-16371-1	Di-n-octyl phthalate	12/29/2015	33	7.9	33	70	U	UG/KG
	MB 240-212316/10-A		LB	320-16371-1	Fluoranthene	12/29/2015	3.3	0.55	3.3	6.7	U	UG/KG
	MB 240-212316/10-A		LB	320-16371-1	Fluorene	12/29/2015	3.3	0.53	3.3	6.7	U	UG/KG
	MB 240-212316/10-A		LB	320-16371-1	Hexachlorobenzene	12/29/2015	3.3	2.1	3.3	6.7	U	UG/KG
	MB 240-212316/10-A		LB	320-16371-1	Hexachlorobutadiene	12/29/2015	33	5.6	33	50	U	UG/KG
	MB 240-212316/10-A		LB	320-16371-1	Hexachlorocyclopentadiene	12/29/2015	33	8.1	33	330	U	UG/KG
	MB 240-212316/10-A		LB	320-16371-1	Hexachloroethane	12/29/2015	33	9	33	50	U	UG/KG
	MB 240-212316/10-A		LB	320-16371-1	Indeno[1,2,3-cd]pyrene	12/29/2015	1.7	0.35	1.7	6.7	U	UG/KG
	MB 240-212316/10-A		LB	320-16371-1	Isophorone	12/29/2015	33	13	33	50	U	UG/KG
	MB 240-212316/10-A		LB	320-16371-1	Naphthalene	12/29/2015	3.3	0.82	3.3	6.7	U	UG/KG
	MB 240-212316/10-A		LB	320-16371-1	Nitrobenzene	12/29/2015	3.3	2.2	3.3	100	U	UG/KG
	MB 240-212316/10-A		LB	320-16371-1	N-Nitrosodimethylamine	12/29/2015	33	16	33	100	U	UG/KG
	MB 240-212316/10-A		LB	320-16371-1	N-Nitrosodi-n-propylamine	12/29/2015	33	6.3	33	50	U	UG/KG
	MB 240-212316/10-A		LB	320-16371-1	N-Nitrosodiphenylamine	12/29/2015	33	21	33	50	U	UG/KG
	MB 240-212316/10-A		LB	320-16371-1	Pentachlorophenol	12/29/2015	33	9.1	33	150	U	UG/KG
	OT29-WW-RINSATE1	WATER	EB	320-16345-1	1,2,4,5-Tetrachlorobenzene	12/17/2015	1	0.57	1	1	U	UG/L
	OT29-WW-RINSATE1		EB	320-16345-1	2,4,5-Trichlorophenol	12/17/2015	0.52	0.31	0.52	5.2	U	UG/L
	OT29-WW-RINSATE1		EB	320-16345-1	2,4,6-Trichlorophenol	12/17/2015	0.52	0.25	0.52	5.2	U	UG/L
	OT29-WW-RINSATE1		EB	320-16345-1	2,4-Dichlorophenol	12/17/2015	0.52	0.2	0.52	2.1	U	UG/L

Table 5. Trip and Method Blank Data Summary for Discrete Soil Samples for the Open Detonation Unit, Kirtland Air Force Base, December 2015

Method	Blank ID	Matrix	Blank Type*	SDG	Analyte	Analysis Date	Result	DL	LOD	LOQ	Flag	Units
SW8270C												
	OT29-WW-RINSATE1	WATER	EB	320-16345-1	2,4-Dimethylphenol	12/17/2015	0.52	0.26	0.52	2.1	U	UG/L
	OT29-WW-RINSATE1		EB	320-16345-1	2,4-Dinitrotoluene	12/17/2015	0.52	0.26	0.52	5.2	U	UG/L
	OT29-WW-RINSATE1		EB	320-16345-1	2,6-Dichlorophenol	12/17/2015	2.1	0.64	2.1	5.2	U	UG/L
	OT29-WW-RINSATE1		EB	320-16345-1	2,6-Dinitrotoluene	12/17/2015	5.2	1.1	5.2	5.2	U	UG/L
	OT29-WW-RINSATE1		EB	320-16345-1	2-Chloronaphthalene	12/17/2015	0.52	0.1	0.52	1	U	UG/L
	OT29-WW-RINSATE1		EB	320-16345-1	2-Chlorophenol	12/17/2015	0.52	0.3	0.52	1	U	UG/L
	OT29-WW-RINSATE1		EB	320-16345-1	2-Methylnaphthalene	12/17/2015	0.1	0.094	0.1	0.21	U	UG/L
	OT29-WW-RINSATE1		EB	320-16345-1	2-Methylphenol	12/17/2015	0.52	0.18	0.52	1	U	UG/L
	OT29-WW-RINSATE1		EB	320-16345-1	2-Nitroaniline	12/17/2015	0.52	0.22	0.52	2.1	U	UG/L
	OT29-WW-RINSATE1		EB	320-16345-1	2-Nitrophenol	12/17/2015	0.31	0.29	0.52	2.1	J	UG/L
	OT29-WW-RINSATE1		EB	320-16345-1	3,3'-Dichlorobenzidine	12/17/2015	1	0.39	1	5.2	U	UG/L
	OT29-WW-RINSATE1		EB	320-16345-1	3-Methylphenol & 4-Methylphenol	12/17/2015	1	0.83	1	2.1	U	UG/L
	OT29-WW-RINSATE1		EB	320-16345-1	3-Nitroaniline	12/17/2015	0.52	0.29	0.52	2.1	U	UG/L
	OT29-WW-RINSATE1		EB	320-16345-1	4,6-Dinitro-2-methylphenol	12/17/2015	4.2	2.5	4.2	5.2	U	UG/L
	OT29-WW-RINSATE1		EB	320-16345-1	4-Bromophenyl phenyl ether	12/17/2015	0.52	0.23	0.52	2.1	U	UG/L
	OT29-WW-RINSATE1		EB	320-16345-1	4-Chloro-3-methylphenol	12/17/2015	0.52	0.22	0.52	2.1	U	UG/L
	OT29-WW-RINSATE1		EB	320-16345-1	4-Chloroaniline	12/17/2015	0.52	0.22	0.52	2.1	U	UG/L
	OT29-WW-RINSATE1		EB	320-16345-1	4-Chlorophenyl phenyl ether	12/17/2015	0.52	0.31	0.52	2.1	U	UG/L
	OT29-WW-RINSATE1		EB	320-16345-1	4-Nitroaniline	12/17/2015	0.52	0.23	0.52	2.1	U	UG/L
	OT29-WW-RINSATE1		EB	320-16345-1	4-Nitrophenol	12/17/2015	4.2	0.3	4.2	5.2	U	UG/L
	OT29-WW-RINSATE1		EB	320-16345-1	Acenaphthene	12/17/2015	0.1	0.046	0.1	0.21	U	UG/L
	OT29-WW-RINSATE1		EB	320-16345-1	Acenaphthylene	12/17/2015	0.1	0.05	0.1	0.21	U	UG/L
	OT29-WW-RINSATE1		EB	320-16345-1	Acetophenone	12/17/2015	2.4	0.35	0.52	1		UG/L
	OT29-WW-RINSATE1		EB	320-16345-1	Anthracene	12/17/2015	0.1	0.092	0.1	0.21	U	UG/L
	OT29-WW-RINSATE1		EB	320-16345-1	Atrazine	12/17/2015	0.52	0.35	0.52	1	U	UG/L
	OT29-WW-RINSATE1		EB	320-16345-1	Azobenzene	12/17/2015	0.52	0.3	0.52	10	U	UG/L
	OT29-WW-RINSATE1		EB	320-16345-1	Benzaldehyde	12/17/2015	0.52	0.41	0.52	1	U	UG/L
	OT29-WW-RINSATE1		EB	320-16345-1	Benzo[a]anthracene	12/17/2015	0.1	0.031	0.1	0.21	U	UG/L
	OT29-WW-RINSATE1		EB	320-16345-1	Benzo[a]pyrene	12/17/2015	0.1	0.054	0.1	0.21	U	UG/L
	OT29-WW-RINSATE1		EB	320-16345-1	Benzo[b]fluoranthene	12/17/2015	0.1	0.041	0.1	0.21	U	UG/L
	OT29-WW-RINSATE1		EB	320-16345-1	Benzo[g,h,i]perylene	12/17/2015	0.1	0.048	0.1	0.21	U	UG/L
	OT29-WW-RINSATE1		EB	320-16345-1	Benzo[k]fluoranthene	12/17/2015	0.1	0.047	0.1	0.21	U	UG/L
	OT29-WW-RINSATE1		EB	320-16345-1	Biphenyl	12/17/2015	0.52	0.14	0.52	1	U	UG/L

Table 5. Trip and Method Blank Data Summary for Discrete Soil Samples for the Open Detonation Unit, Kirtland Air Force Base, December 2015

Method	Blank ID	Matrix	Blank Type*	SDG	Analyte	Analysis Date	Result	DL	LOD	LOQ	Flag	Units
SW8270C												
	OT29-WW-RINSATE1	WATER	EB	320-16345-1	bis (2-chloroisopropyl) ether	12/17/2015	0.52	0.42	0.52	1	U	UG/L
	OT29-WW-RINSATE1		EB	320-16345-1	Bis(2-chloroethoxy)methane	12/17/2015	0.52	0.33	0.52	1	U	UG/L
	OT29-WW-RINSATE1		EB	320-16345-1	Bis(2-chloroethyl)ether	12/17/2015	0.1	0.1	0.1	1	U	UG/L
	OT29-WW-RINSATE1		EB	320-16345-1	Bis(2-ethylhexyl) phthalate	12/17/2015	5.2	1.8	5.2	5.2	U	UG/L
	OT29-WW-RINSATE1		EB	320-16345-1	Butyl benzyl phthalate	12/17/2015	0.52	0.27	0.52	5.2	U	UG/L
	OT29-WW-RINSATE1		EB	320-16345-1	Caprolactam	12/17/2015	0.38	0.21	0.52	5.2	J	UG/L
	OT29-WW-RINSATE1		EB	320-16345-1	Carbazole	12/17/2015	0.52	0.29	0.52	1	U	UG/L
	OT29-WW-RINSATE1		EB	320-16345-1	Chrysene	12/17/2015	0.1	0.052	0.1	0.21	U	UG/L
	OT29-WW-RINSATE1		EB	320-16345-1	Dibenz(a,h)anthracene	12/17/2015	0.1	0.046	0.1	0.21	U	UG/L
	OT29-WW-RINSATE1		EB	320-16345-1	Dibenzofuran	12/17/2015	0.1	0.021	0.1	1	U	UG/L
	OT29-WW-RINSATE1		EB	320-16345-1	Diethyl phthalate	12/17/2015	10	0.62	1	2.1		UG/L
	OT29-WW-RINSATE1		EB	320-16345-1	Dimethyl phthalate	12/17/2015	0.48	0.3	0.52	2.1	J	UG/L
	OT29-WW-RINSATE1		EB	320-16345-1	Di-n-butyl phthalate	12/17/2015	5.2	1.8	5.2	5.2	U	UG/L
	OT29-WW-RINSATE1		EB	320-16345-1	Di-n-octyl phthalate	12/17/2015	0.52	0.24	0.52	2.1	U	UG/L
	OT29-WW-RINSATE1		EB	320-16345-1	Fluoranthene	12/17/2015	0.1	0.046	0.1	0.21	U	UG/L
	OT29-WW-RINSATE1		EB	320-16345-1	Fluorene	12/17/2015	0.1	0.042	0.1	0.21	U	UG/L
	OT29-WW-RINSATE1		EB	320-16345-1	Hexachlorobenzene	12/17/2015	0.1	0.089	0.1	0.21	U	UG/L
	OT29-WW-RINSATE1		EB	320-16345-1	Hexachlorobutadiene	12/17/2015	0.52	0.28	0.52	1	U	UG/L
	OT29-WW-RINSATE1		EB	320-16345-1	Hexachlorocyclopentadiene	12/17/2015	0.52	0.25	0.52	10	U	UG/L
	OT29-WW-RINSATE1		EB	320-16345-1	Hexachloroethane	12/17/2015	0.52	0.2	0.52	1	U	UG/L
	OT29-WW-RINSATE1		EB	320-16345-1	Indeno[1,2,3-cd]pyrene	12/17/2015	0.1	0.045	0.1	0.21	U	UG/L
	OT29-WW-RINSATE1		EB	320-16345-1	Isophorone	12/17/2015	0.57	0.28	0.52	1	J	UG/L
	OT29-WW-RINSATE1		EB	320-16345-1	Naphthalene	12/17/2015	0.49	0.065	0.1	0.21		UG/L
	OT29-WW-RINSATE1		EB	320-16345-1	Nitrobenzene	12/17/2015	0.1	0.042	0.1	1	U	UG/L
	OT29-WW-RINSATE1		EB	320-16345-1	N-Nitrosodimethylamine	12/17/2015	0.52	0.32	0.52	1	U	UG/L
	OT29-WW-RINSATE1		EB	320-16345-1	N-Nitrosodi-n-propylamine	12/17/2015	0.52	0.25	0.52	1	U	UG/L
	OT29-WW-RINSATE1		EB	320-16345-1	N-Nitrosodiphenylamine	12/17/2015	0.52	0.32	0.52	1	U	UG/L
	OT29-WW-RINSATE1		EB	320-16345-1	Pentachlorophenol	12/17/2015	1	0.28	1	5.2	U	UG/L
	OT29-WW-RINSATE2		EB	320-16371-1	1,2,4,5-Tetrachlorobenzene	12/18/2015	1	0.57	1	1	U	UG/L
	OT29-WW-RINSATE2		EB	320-16371-1	2,4,5-Trichlorophenol	12/18/2015	0.52	0.31	0.52	5.2	U	UG/L
	OT29-WW-RINSATE2		EB	320-16371-1	2,4,6-Trichlorophenol	12/18/2015	0.52	0.25	0.52	5.2	U	UG/L
	OT29-WW-RINSATE2		EB	320-16371-1	2,4-Dichlorophenol	12/18/2015	0.52	0.2	0.52	2.1	U	UG/L
	OT29-WW-RINSATE2		EB	320-16371-1	2,4-Dimethylphenol	12/18/2015	0.52	0.26	0.52	2.1	U	UG/L

Table 5. Trip and Method Blank Data Summary for Discrete Soil Samples for the Open Detonation Unit, Kirtland Air Force Base, December 2015

Method	Blank ID	Matrix	Blank Type*	SDG	Analyte	Analysis Date	Result	DL	LOD	LOQ	Flag	Units
SW8270C												
	OT29-WW-RINSATE2	WATER	EB	320-16371-1	2,4-Dinitrotoluene	12/18/2015	0.52	0.26	0.52	5.2	U	UG/L
	OT29-WW-RINSATE2		EB	320-16371-1	2,6-Dichlorophenol	12/18/2015	2.1	0.64	2.1	5.2	U	UG/L
	OT29-WW-RINSATE2		EB	320-16371-1	2,6-Dinitrotoluene	12/18/2015	5.2	1.1	5.2	5.2	U	UG/L
	OT29-WW-RINSATE2		EB	320-16371-1	2-Chloronaphthalene	12/18/2015	0.52	0.1	0.52	1	U	UG/L
	OT29-WW-RINSATE2		EB	320-16371-1	2-Chlorophenol	12/18/2015	0.52	0.3	0.52	1	U	UG/L
	OT29-WW-RINSATE2		EB	320-16371-1	2-Methylnaphthalene	12/18/2015	0.1	0.094	0.1	0.21	U	UG/L
	OT29-WW-RINSATE2		EB	320-16371-1	2-Methylphenol	12/18/2015	0.52	0.18	0.52	1	U	UG/L
	OT29-WW-RINSATE2		EB	320-16371-1	2-Nitroaniline	12/18/2015	0.52	0.22	0.52	2.1	U	UG/L
	OT29-WW-RINSATE2		EB	320-16371-1	2-Nitrophenol	12/18/2015	0.52	0.29	0.52	2.1	U	UG/L
	OT29-WW-RINSATE2		EB	320-16371-1	3,3'-Dichlorobenzidine	12/18/2015	1	0.39	1	5.2	U	UG/L
	OT29-WW-RINSATE2		EB	320-16371-1	3-Methylphenol & 4-Methylphenol	12/18/2015	1	0.83	1	2.1	U	UG/L
	OT29-WW-RINSATE2		EB	320-16371-1	3-Nitroaniline	12/18/2015	0.52	0.29	0.52	2.1	U	UG/L
	OT29-WW-RINSATE2		EB	320-16371-1	4,6-Dinitro-2-methylphenol	12/18/2015	4.2	2.5	4.2	5.2	U	UG/L
	OT29-WW-RINSATE2		EB	320-16371-1	4-Bromophenyl phenyl ether	12/18/2015	0.52	0.23	0.52	2.1	U	UG/L
	OT29-WW-RINSATE2		EB	320-16371-1	4-Chloro-3-methylphenol	12/18/2015	0.52	0.22	0.52	2.1	U	UG/L
	OT29-WW-RINSATE2		EB	320-16371-1	4-Chloroaniline	12/18/2015	0.52	0.22	0.52	2.1	U	UG/L
	OT29-WW-RINSATE2		EB	320-16371-1	4-Chlorophenyl phenyl ether	12/18/2015	0.52	0.31	0.52	2.1	U	UG/L
	OT29-WW-RINSATE2		EB	320-16371-1	4-Nitroaniline	12/18/2015	0.52	0.23	0.52	2.1	U	UG/L
	OT29-WW-RINSATE2		EB	320-16371-1	4-Nitrophenol	12/18/2015	4.2	0.3	4.2	5.2	U	UG/L
	OT29-WW-RINSATE2		EB	320-16371-1	Acenaphthene	12/18/2015	0.1	0.046	0.1	0.21	U	UG/L
	OT29-WW-RINSATE2		EB	320-16371-1	Acenaphthylene	12/18/2015	0.1	0.05	0.1	0.21	U	UG/L
	OT29-WW-RINSATE2		EB	320-16371-1	Acetophenone	12/18/2015	2.9	0.35	0.52	1		UG/L
	OT29-WW-RINSATE2		EB	320-16371-1	Anthracene	12/18/2015	0.1	0.092	0.1	0.21	U	UG/L
	OT29-WW-RINSATE2		EB	320-16371-1	Atrazine	12/18/2015	0.52	0.35	0.52	1	U	UG/L
	OT29-WW-RINSATE2		EB	320-16371-1	Azobenzene	12/18/2015	0.52	0.3	0.52	10	U	UG/L
	OT29-WW-RINSATE2		EB	320-16371-1	Benzaldehyde	12/18/2015	0.52	0.41	0.52	1	U	UG/L
	OT29-WW-RINSATE2		EB	320-16371-1	Benzo[a]anthracene	12/18/2015	0.1	0.031	0.1	0.21	U	UG/L
	OT29-WW-RINSATE2		EB	320-16371-1	Benzo[a]pyrene	12/18/2015	0.1	0.054	0.1	0.21	U	UG/L
	OT29-WW-RINSATE2		EB	320-16371-1	Benzo[b]fluoranthene	12/18/2015	0.1	0.041	0.1	0.21	U	UG/L
	OT29-WW-RINSATE2		EB	320-16371-1	Benzo[g,h,i]perylene	12/18/2015	0.1	0.048	0.1	0.21	U	UG/L
	OT29-WW-RINSATE2		EB	320-16371-1	Benzo[k]fluoranthene	12/18/2015	0.1	0.047	0.1	0.21	U	UG/L
	OT29-WW-RINSATE2		EB	320-16371-1	Biphenyl	12/18/2015	0.52	0.14	0.52	1	U	UG/L
	OT29-WW-RINSATE2		EB	320-16371-1	bis (2-chloroisopropyl) ether	12/18/2015	0.52	0.42	0.52	1	U	UG/L

Table 5. Trip and Method Blank Data Summary for Discrete Soil Samples for the Open Detonation Unit, Kirtland Air Force Base, December 2015

Method	Blank ID	Matrix	Blank Type*	SDG	Analyte	Analysis Date	Result	DL	LOD	LOQ	Flag	Units
SW8270C												
	OT29-WW-RINSATE2	WATER	EB	320-16371-1	Bis(2-chloroethoxy)methane	12/18/2015	0.52	0.33	0.52	1	U	UG/L
	OT29-WW-RINSATE2		EB	320-16371-1	Bis(2-chloroethyl)ether	12/18/2015	0.1	0.1	0.1	1	U	UG/L
	OT29-WW-RINSATE2		EB	320-16371-1	Bis(2-ethylhexyl) phthalate	12/18/2015	5.2	1.8	5.2	5.2	U	UG/L
	OT29-WW-RINSATE2		EB	320-16371-1	Butyl benzyl phthalate	12/18/2015	0.52	0.27	0.52	5.2	U	UG/L
	OT29-WW-RINSATE2		EB	320-16371-1	Caprolactam	12/18/2015	0.59	0.21	0.52	5.2	J	UG/L
	OT29-WW-RINSATE2		EB	320-16371-1	Carbazole	12/18/2015	0.52	0.29	0.52	1	U	UG/L
	OT29-WW-RINSATE2		EB	320-16371-1	Chrysene	12/18/2015	0.1	0.052	0.1	0.21	U	UG/L
	OT29-WW-RINSATE2		EB	320-16371-1	Dibenz(a,h)anthracene	12/18/2015	0.1	0.046	0.1	0.21	U	UG/L
	OT29-WW-RINSATE2		EB	320-16371-1	Dibenzofuran	12/18/2015	0.1	0.021	0.1	1	U	UG/L
	OT29-WW-RINSATE2		EB	320-16371-1	Diethyl phthalate	12/18/2015	11	0.62	1	2.1		UG/L
	OT29-WW-RINSATE2		EB	320-16371-1	Dimethyl phthalate	12/18/2015	0.46	0.3	0.52	2.1	J	UG/L
	OT29-WW-RINSATE2		EB	320-16371-1	Di-n-butyl phthalate	12/18/2015	5.2	1.8	5.2	5.2	U	UG/L
	OT29-WW-RINSATE2		EB	320-16371-1	Di-n-octyl phthalate	12/18/2015	0.52	0.24	0.52	2.1	U	UG/L
	OT29-WW-RINSATE2		EB	320-16371-1	Fluoranthene	12/18/2015	0.1	0.046	0.1	0.21	U	UG/L
	OT29-WW-RINSATE2		EB	320-16371-1	Fluorene	12/18/2015	0.1	0.042	0.1	0.21	U	UG/L
	OT29-WW-RINSATE2		EB	320-16371-1	Hexachlorobenzene	12/18/2015	0.1	0.089	0.1	0.21	U	UG/L
	OT29-WW-RINSATE2		EB	320-16371-1	Hexachlorobutadiene	12/18/2015	0.52	0.28	0.52	1	U	UG/L
	OT29-WW-RINSATE2		EB	320-16371-1	Hexachlorocyclopentadiene	12/18/2015	0.52	0.25	0.52	10	U	UG/L
	OT29-WW-RINSATE2		EB	320-16371-1	Hexachloroethane	12/18/2015	0.52	0.2	0.52	1	U	UG/L
	OT29-WW-RINSATE2		EB	320-16371-1	Indeno[1,2,3-cd]pyrene	12/18/2015	0.1	0.045	0.1	0.21	U	UG/L
	OT29-WW-RINSATE2		EB	320-16371-1	Isophorone	12/18/2015	0.81	0.28	0.52	1	J	UG/L
	OT29-WW-RINSATE2		EB	320-16371-1	Naphthalene	12/18/2015	0.56	0.065	0.1	0.21		UG/L
	OT29-WW-RINSATE2		EB	320-16371-1	Nitrobenzene	12/18/2015	0.1	0.042	0.1	1	U	UG/L
	OT29-WW-RINSATE2		EB	320-16371-1	N-Nitrosodimethylamine	12/18/2015	0.52	0.32	0.52	1	U	UG/L
	OT29-WW-RINSATE2		EB	320-16371-1	N-Nitrosodi-n-propylamine	12/18/2015	0.52	0.25	0.52	1	U	UG/L
	OT29-WW-RINSATE2		EB	320-16371-1	N-Nitrosodiphenylamine	12/18/2015	0.52	0.32	0.52	1	U	UG/L
	OT29-WW-RINSATE2		EB	320-16371-1	Pentachlorophenol	12/18/2015	1	0.28	1	5.2	U	UG/L
	OT29-WW-RINSATE3		EB	320-16390-1	1,2,4,5-Tetrachlorobenzene	12/18/2015	0.97	0.53	0.97	0.97	U	UG/L
	OT29-WW-RINSATE3		EB	320-16390-1	2,4,5-Trichlorophenol	12/18/2015	0.49	0.29	0.49	4.9	U	UG/L
	OT29-WW-RINSATE3		EB	320-16390-1	2,4,6-Trichlorophenol	12/18/2015	0.49	0.23	0.49	4.9	U	UG/L
	OT29-WW-RINSATE3		EB	320-16390-1	2,4-Dichlorophenol	12/18/2015	0.49	0.18	0.49	1.9	U	UG/L
	OT29-WW-RINSATE3		EB	320-16390-1	2,4-Dimethylphenol	12/18/2015	0.49	0.24	0.49	1.9	U	UG/L
	OT29-WW-RINSATE3		EB	320-16390-1	2,4-Dinitrotoluene	12/18/2015	0.49	0.24	0.49	4.9	U	UG/L

Table 5. Trip and Method Blank Data Summary for Discrete Soil Samples for the Open Detonation Unit, Kirtland Air Force Base, December 2015

Method	Blank ID	Matrix	Blank Type*	SDG	Analyte	Analysis Date	Result	DL	LOD	LOQ	Flag	Units
SW8270C												
	OT29-WW-RINSATE3	WATER	EB	320-16390-1	2,6-Dichlorophenol	12/18/2015	1.9	0.59	1.9	4.9	U	UG/L
	OT29-WW-RINSATE3		EB	320-16390-1	2,6-Dinitrotoluene	12/18/2015	4.9	1	4.9	4.9	U	UG/L
	OT29-WW-RINSATE3		EB	320-16390-1	2-Chloronaphthalene	12/18/2015	0.49	0.097	0.49	0.97	U	UG/L
	OT29-WW-RINSATE3		EB	320-16390-1	2-Chlorophenol	12/18/2015	0.49	0.28	0.49	0.97	U	UG/L
	OT29-WW-RINSATE3		EB	320-16390-1	2-Methylnaphthalene	12/18/2015	0.097	0.088	0.097	0.19	U	UG/L
	OT29-WW-RINSATE3		EB	320-16390-1	2-Methylphenol	12/18/2015	0.49	0.17	0.49	0.97	U	UG/L
	OT29-WW-RINSATE3		EB	320-16390-1	2-Nitroaniline	12/18/2015	0.49	0.2	0.49	1.9	U	UG/L
	OT29-WW-RINSATE3		EB	320-16390-1	2-Nitrophenol	12/18/2015	0.49	0.27	0.49	1.9	U	UG/L
	OT29-WW-RINSATE3		EB	320-16390-1	3,3'-Dichlorobenzidine	12/18/2015	0.97	0.36	0.97	4.9	U	UG/L
	OT29-WW-RINSATE3		EB	320-16390-1	3-Methylphenol & 4-Methylphenol	12/18/2015	0.97	0.78	0.97	1.9	U	UG/L
	OT29-WW-RINSATE3		EB	320-16390-1	3-Nitroaniline	12/18/2015	0.49	0.27	0.49	1.9	U	UG/L
	OT29-WW-RINSATE3		EB	320-16390-1	4,6-Dinitro-2-methylphenol	12/18/2015	3.9	2.3	3.9	4.9	U	UG/L
	OT29-WW-RINSATE3		EB	320-16390-1	4-Bromophenyl phenyl ether	12/18/2015	0.49	0.21	0.49	1.9	U	UG/L
	OT29-WW-RINSATE3		EB	320-16390-1	4-Chloro-3-methylphenol	12/18/2015	0.49	0.2	0.49	1.9	U	UG/L
	OT29-WW-RINSATE3		EB	320-16390-1	4-Chloroaniline	12/18/2015	0.49	0.2	0.49	1.9	U	UG/L
	OT29-WW-RINSATE3		EB	320-16390-1	4-Chlorophenyl phenyl ether	12/18/2015	0.49	0.29	0.49	1.9	U	UG/L
	OT29-WW-RINSATE3		EB	320-16390-1	4-Nitroaniline	12/18/2015	0.49	0.21	0.49	1.9	U	UG/L
	OT29-WW-RINSATE3		EB	320-16390-1	4-Nitrophenol	12/18/2015	3.9	0.28	3.9	4.9	U	UG/L
	OT29-WW-RINSATE3		EB	320-16390-1	Acenaphthene	12/18/2015	0.097	0.043	0.097	0.19	U	UG/L
	OT29-WW-RINSATE3		EB	320-16390-1	Acenaphthylene	12/18/2015	0.097	0.047	0.097	0.19	U	UG/L
	OT29-WW-RINSATE3		EB	320-16390-1	Acetophenone	12/18/2015	1.3	0.33	0.49	0.97		UG/L
	OT29-WW-RINSATE3		EB	320-16390-1	Anthracene	12/18/2015	0.097	0.085	0.097	0.19	U	UG/L
	OT29-WW-RINSATE3		EB	320-16390-1	Atrazine	12/18/2015	0.49	0.33	0.49	0.97	U	UG/L
	OT29-WW-RINSATE3		EB	320-16390-1	Azobenzene	12/18/2015	0.49	0.28	0.49	9.7	U	UG/L
	OT29-WW-RINSATE3		EB	320-16390-1	Benzaldehyde	12/18/2015	1.2	0.38	0.49	0.97		UG/L
	OT29-WW-RINSATE3		EB	320-16390-1	Benzo[a]anthracene	12/18/2015	0.097	0.029	0.097	0.19	U	UG/L
	OT29-WW-RINSATE3		EB	320-16390-1	Benzo[a]pyrene	12/18/2015	0.097	0.05	0.097	0.19	U	UG/L
	OT29-WW-RINSATE3		EB	320-16390-1	Benzo[b]fluoranthene	12/18/2015	0.097	0.038	0.097	0.19	U	UG/L
	OT29-WW-RINSATE3		EB	320-16390-1	Benzo[g,h,i]perylene	12/18/2015	0.097	0.045	0.097	0.19	U	UG/L
	OT29-WW-RINSATE3		EB	320-16390-1	Benzo[k]fluoranthene	12/18/2015	0.097	0.043	0.097	0.19	U	UG/L
	OT29-WW-RINSATE3		EB	320-16390-1	Biphenyl	12/18/2015	0.49	0.13	0.49	0.97	U	UG/L
	OT29-WW-RINSATE3		EB	320-16390-1	bis (2-chloroisopropyl) ether	12/18/2015	0.49	0.39	0.49	0.97	U	UG/L
	OT29-WW-RINSATE3		EB	320-16390-1	Bis(2-chloroethoxy)methane	12/18/2015	0.49	0.31	0.49	0.97	U	UG/L

Table 5. Trip and Method Blank Data Summary for Discrete Soil Samples for the Open Detonation Unit, Kirtland Air Force Base, December 2015

Method	Blank ID	Matrix	Blank Type*	SDG	Analyte	Analysis Date	Result	DL	LOD	LOQ	Flag	Units
SW8270C												
	OT29-WW-RINSATE3	WATER	EB	320-16390-1	Bis(2-chloroethyl)ether	12/18/2015	0.097	0.097	0.097	0.97	U	UG/L
	OT29-WW-RINSATE3		EB	320-16390-1	Bis(2-ethylhexyl) phthalate	12/18/2015	4.9	1.7	4.9	4.9	U	UG/L
	OT29-WW-RINSATE3		EB	320-16390-1	Butyl benzyl phthalate	12/18/2015	0.49	0.25	0.49	4.9	U	UG/L
	OT29-WW-RINSATE3		EB	320-16390-1	Caprolactam	12/18/2015	0.34	0.19	0.49	4.9	J	UG/L
	OT29-WW-RINSATE3		EB	320-16390-1	Carbazole	12/18/2015	0.49	0.27	0.49	0.97	U	UG/L
	OT29-WW-RINSATE3		EB	320-16390-1	Chrysene	12/18/2015	0.097	0.049	0.097	0.19	U	UG/L
	OT29-WW-RINSATE3		EB	320-16390-1	Dibenz(a,h)anthracene	12/18/2015	0.097	0.043	0.097	0.19	U	UG/L
	OT29-WW-RINSATE3		EB	320-16390-1	Dibenzofuran	12/18/2015	0.097	0.019	0.097	0.97	U	UG/L
	OT29-WW-RINSATE3		EB	320-16390-1	Diethyl phthalate	12/18/2015	0.97	0.58	0.97	1.9	U	UG/L
	OT29-WW-RINSATE3		EB	320-16390-1	Dimethyl phthalate	12/18/2015	0.49	0.28	0.49	1.9	U	UG/L
	OT29-WW-RINSATE3		EB	320-16390-1	Di-n-butyl phthalate	12/18/2015	4.9	1.7	4.9	4.9	U	UG/L
	OT29-WW-RINSATE3		EB	320-16390-1	Di-n-octyl phthalate	12/18/2015	0.49	0.22	0.49	1.9	U	UG/L
	OT29-WW-RINSATE3		EB	320-16390-1	Fluoranthene	12/18/2015	0.097	0.043	0.097	0.19	U	UG/L
	OT29-WW-RINSATE3		EB	320-16390-1	Fluorene	12/18/2015	0.097	0.039	0.097	0.19	U	UG/L
	OT29-WW-RINSATE3		EB	320-16390-1	Hexachlorobenzene	12/18/2015	0.097	0.083	0.097	0.19	U	UG/L
	OT29-WW-RINSATE3		EB	320-16390-1	Hexachlorobutadiene	12/18/2015	0.49	0.26	0.49	0.97	U	UG/L
	OT29-WW-RINSATE3		EB	320-16390-1	Hexachlorocyclopentadiene	12/18/2015	0.49	0.23	0.49	9.7	U	UG/L
	OT29-WW-RINSATE3		EB	320-16390-1	Hexachloroethane	12/18/2015	0.49	0.18	0.49	0.97	U	UG/L
	OT29-WW-RINSATE3		EB	320-16390-1	Indeno[1,2,3-cd]pyrene	12/18/2015	0.097	0.042	0.097	0.19	U	UG/L
	OT29-WW-RINSATE3		EB	320-16390-1	Isophorone	12/18/2015	0.49	0.26	0.49	0.97	U	UG/L
	OT29-WW-RINSATE3		EB	320-16390-1	Naphthalene	12/18/2015	0.48	0.061	0.097	0.19		UG/L
	OT29-WW-RINSATE3		EB	320-16390-1	Nitrobenzene	12/18/2015	0.097	0.039	0.097	0.97	U	UG/L
	OT29-WW-RINSATE3		EB	320-16390-1	N-Nitrosodimethylamine	12/18/2015	0.49	0.3	0.49	0.97	U	UG/L
	OT29-WW-RINSATE3		EB	320-16390-1	N-Nitrosodi-n-propylamine	12/18/2015	0.49	0.23	0.49	0.97	U	UG/L
	OT29-WW-RINSATE3		EB	320-16390-1	N-Nitrosodiphenylamine	12/18/2015	0.49	0.3	0.49	0.97	U	UG/L
	OT29-WW-RINSATE3		EB	320-16390-1	Pentachlorophenol	12/18/2015	0.97	0.26	0.97	4.9	U	UG/L
SW8290												
	MB 320-95010/1-A	WATER	LB	320-16345-2	1,2,3,4,6,7,8-HpCDD	12/17/2015	0.281	0.079		50	J	PG/L
	MB 320-95010/1-A		LB	320-16345-2	1,2,3,4,6,7,8-HpCDF	12/17/2015	0.348	0.1		50	J	PG/L
	MB 320-95010/1-A		LB	320-16345-2	1,2,3,4,7,8,9-HpCDF	12/17/2015	0.12	0.12		50	U	PG/L
	MB 320-95010/1-A		LB	320-16345-2	1,2,3,4,7,8-HxCDD	12/17/2015	0.12	0.12		50	U	PG/L
	MB 320-95010/1-A		LB	320-16345-2	1,2,3,4,7,8-HxCDF	12/17/2015	0.15	0.15		50	U	PG/L
	MB 320-95010/1-A		LB	320-16345-2	1,2,3,6,7,8-HxCDD	12/17/2015	0.095	0.095		50	U	PG/L

Table 5. Trip and Method Blank Data Summary for Discrete Soil Samples for the Open Detonation Unit, Kirtland Air Force Base, December 2015

Method	Blank ID	Matrix	Blank Type*	SDG	Analyte	Analysis Date	Result	DL	LOD	LOQ	Flag	Units
SW8290												
	MB 320-95010/1-A	WATER	LB	320-16345-2	1,2,3,6,7,8-HxCDF	12/17/2015	0.12	0.12		50	U	PG/L
	MB 320-95010/1-A		LB	320-16345-2	1,2,3,7,8,9-HxCDD	12/17/2015	0.09	0.09		50	U	PG/L
	MB 320-95010/1-A		LB	320-16345-2	1,2,3,7,8,9-HxCDF	12/17/2015	0.14	0.14		50	U	PG/L
	MB 320-95010/1-A		LB	320-16345-2	1,2,3,7,8-PeCDD	12/17/2015	0.15	0.15		50	U	PG/L
	MB 320-95010/1-A		LB	320-16345-2	1,2,3,7,8-PeCDF	12/17/2015	0.12	0.12		50	U	PG/L
	MB 320-95010/1-A		LB	320-16345-2	2,3,4,6,7,8-HxCDF	12/17/2015	0.14	0.14		50	U	PG/L
	MB 320-95010/1-A		LB	320-16345-2	2,3,4,7,8-PeCDF	12/17/2015	0.12	0.12		50	U	PG/L
	MB 320-95010/1-A		LB	320-16345-2	2,3,7,8-TCDD	12/17/2015	0.13	0.13		10	U	PG/L
	MB 320-95010/1-A		LB	320-16345-2	2,3,7,8-TCDF	12/17/2015	0.088	0.088		10	U	PG/L
	MB 320-95010/1-A		LB	320-16345-2	OCDD	12/17/2015	1.28	0.09		100	J	PG/L
	MB 320-95010/1-A		LB	320-16345-2	OCDF	12/17/2015	0.939	0.17		100	J	PG/L
	MB 320-95010/1-A		LB	320-16345-2	Total HpCDD	12/17/2015	0.998	0.079		50	J	PG/L
	MB 320-95010/1-A		LB	320-16345-2	Total HpCDF	12/17/2015	0.348	0.11		50	J	PG/L
	MB 320-95010/1-A		LB	320-16345-2	Total HxCDD	12/17/2015	0.231	0.1		50	J	PG/L
	MB 320-95010/1-A		LB	320-16345-2	Total HxCDF	12/17/2015	0.15	0.15		50	U	PG/L
	MB 320-95010/1-A		LB	320-16345-2	Total PeCDD	12/17/2015	0.15	0.15		50	U	PG/L
	MB 320-95010/1-A		LB	320-16345-2	Total PeCDF	12/17/2015	0.12	0.12		50	U	PG/L
	MB 320-95010/1-A		LB	320-16345-2	Total TCDD	12/17/2015	0.13	0.13		10	U	PG/L
	MB 320-95010/1-A		LB	320-16345-2	Total TCDF	12/17/2015	0.088	0.088		10	U	PG/L
	MB 320-95048/1-A	SOIL	LB	320-16345-2	1,2,3,4,6,7,8-HpCDD	12/17/2015	0.0647	0.032		5	J	PG/G
	MB 320-95048/1-A		LB	320-16345-2	1,2,3,4,6,7,8-HpCDF	12/17/2015	0.212	0.061		5	J	PG/G
	MB 320-95048/1-A		LB	320-16345-2	1,2,3,4,7,8,9-HpCDF	12/17/2015	0.078	0.078		5	U	PG/G
	MB 320-95048/1-A		LB	320-16345-2	1,2,3,4,7,8-HxCDD	12/17/2015	0.046	0.046		5	U	PG/G
	MB 320-95048/1-A		LB	320-16345-2	1,2,3,4,7,8-HxCDF	12/17/2015	0.073	0.073		5	U	PG/G
	MB 320-95048/1-A		LB	320-16345-2	1,2,3,6,7,8-HxCDD	12/17/2015	0.043	0.043		5	U	PG/G
	MB 320-95048/1-A		LB	320-16345-2	1,2,3,6,7,8-HxCDF	12/17/2015	0.03	0.03		5	U	PG/G
	MB 320-95048/1-A		LB	320-16345-2	1,2,3,7,8,9-HxCDD	12/17/2015	0.036	0.036		5	U	PG/G
	MB 320-95048/1-A		LB	320-16345-2	1,2,3,7,8,9-HxCDF	12/17/2015	0.034	0.034		5	U	PG/G
	MB 320-95048/1-A		LB	320-16345-2	1,2,3,7,8-PeCDD	12/17/2015	0.075	0.075		5	U	PG/G
	MB 320-95048/1-A		LB	320-16345-2	1,2,3,7,8-PeCDF	12/17/2015	0.056	0.056		5	U	PG/G
	MB 320-95048/1-A		LB	320-16345-2	2,3,4,6,7,8-HxCDF	12/17/2015	0.033	0.033		5	U	PG/G
	MB 320-95048/1-A		LB	320-16345-2	2,3,4,7,8-PeCDF	12/17/2015	0.058	0.058		5	U	PG/G
	MB 320-95048/1-A		LB	320-16345-2	2,3,7,8-TCDD	12/17/2015	0.042	0.042		1	U	PG/G

Table 5. Trip and Method Blank Data Summary for Discrete Soil Samples for the Open Detonation Unit, Kirtland Air Force Base, December 2015

Method	Blank ID	Matrix	Blank Type*	SDG	Analyte	Analysis Date	Result	DL	LOD	LOQ	Flag	Units
SW8290												
	MB 320-95048/1-A	SOIL	LB	320-16345-2	2,3,7,8-TCDF	12/17/2015	0.037	0.037		1	U	PG/G
	MB 320-95048/1-A		LB	320-16345-2	OCDD	12/17/2015	0.367	0.085		10	J	PG/G
	MB 320-95048/1-A		LB	320-16345-2	OCDF	12/17/2015	1.02	0.078		10	J	PG/G
	MB 320-95048/1-A		LB	320-16345-2	Total HpCDD	12/17/2015	0.172	0.032		5	J	PG/G
	MB 320-95048/1-A		LB	320-16345-2	Total HpCDF	12/17/2015	0.212	0.069		5	J	PG/G
	MB 320-95048/1-A		LB	320-16345-2	Total HxCDD	12/17/2015	0.046	0.046		5	U	PG/G
	MB 320-95048/1-A		LB	320-16345-2	Total HxCDF	12/17/2015	0.073	0.073		5	U	PG/G
	MB 320-95048/1-A		LB	320-16345-2	Total PeCDD	12/17/2015	0.075	0.075		5	U	PG/G
	MB 320-95048/1-A		LB	320-16345-2	Total PeCDF	12/17/2015	0.058	0.058		5	U	PG/G
	MB 320-95048/1-A		LB	320-16345-2	Total TCDD	12/17/2015	0.042	0.042		1	U	PG/G
	MB 320-95048/1-A		LB	320-16345-2	Total TCDF	12/17/2015	0.037	0.037		1	U	PG/G
	MB 320-95264/1-A	WATER	LB	320-16371-2	1,2,3,4,6,7,8-HpCDD	12/17/2015	1	1		50	U	PG/L
	MB 320-95264/1-A		LB	320-16371-2	1,2,3,4,6,7,8-HpCDF	12/17/2015	0.48	0.48		50	U	PG/L
	MB 320-95264/1-A		LB	320-16371-2	1,2,3,4,7,8,9-HpCDF	12/17/2015	0.62	0.62		50	U	PG/L
	MB 320-95264/1-A		LB	320-16371-2	1,2,3,4,7,8-HxCDD	12/17/2015	0.45	0.45		50	U	PG/L
	MB 320-95264/1-A		LB	320-16371-2	1,2,3,4,7,8-HxCDF	12/17/2015	0.29	0.29		50	U	PG/L
	MB 320-95264/1-A		LB	320-16371-2	1,2,3,6,7,8-HxCDD	12/17/2015	0.42	0.42		50	U	PG/L
	MB 320-95264/1-A		LB	320-16371-2	1,2,3,6,7,8-HxCDF	12/17/2015	0.26	0.26		50	U	PG/L
	MB 320-95264/1-A		LB	320-16371-2	1,2,3,7,8,9-HxCDD	12/17/2015	0.35	0.35		50	U	PG/L
	MB 320-95264/1-A		LB	320-16371-2	1,2,3,7,8,9-HxCDF	12/17/2015	0.3	0.3		50	U	PG/L
	MB 320-95264/1-A		LB	320-16371-2	1,2,3,7,8-PeCDD	12/17/2015	0.6	0.6		50	U	PG/L
	MB 320-95264/1-A		LB	320-16371-2	1,2,3,7,8-PeCDF	12/17/2015	0.67	0.67		50	U	PG/L
	MB 320-95264/1-A		LB	320-16371-2	2,3,4,6,7,8-HxCDF	12/17/2015	0.28	0.28		50	U	PG/L
	MB 320-95264/1-A		LB	320-16371-2	2,3,4,7,8-PeCDF	12/17/2015	0.7	0.7		50	U	PG/L
	MB 320-95264/1-A		LB	320-16371-2	2,3,7,8-TCDD	12/17/2015	0.35	0.35		10	U	PG/L
	MB 320-95264/1-A		LB	320-16371-2	2,3,7,8-TCDF	12/17/2015	0.31	0.31		10	U	PG/L
	MB 320-95264/1-A		LB	320-16371-2	OCDD	12/17/2015	2.5	0.6		100	J	PG/L
	MB 320-95264/1-A		LB	320-16371-2	OCDF	12/17/2015	0.53	0.53		100	U	PG/L
	MB 320-95264/1-A		LB	320-16371-2	Total HpCDD	12/17/2015	1.25	1		50	J	PG/L
	MB 320-95264/1-A		LB	320-16371-2	Total HpCDF	12/17/2015	0.62	0.62		50	U	PG/L
	MB 320-95264/1-A		LB	320-16371-2	Total HxCDD	12/17/2015	0.45	0.45		50	U	PG/L
	MB 320-95264/1-A		LB	320-16371-2	Total HxCDF	12/17/2015	0.28	0.28		50	U	PG/L
	MB 320-95264/1-A		LB	320-16371-2	Total PeCDD	12/17/2015	0.6	0.6		50	U	PG/L

Table 5. Trip and Method Blank Data Summary for Discrete Soil Samples for the Open Detonation Unit, Kirtland Air Force Base, December 2015

Method	Blank ID	Matrix	Blank Type*	SDG	Analyte	Analysis Date	Result	DL	LOD	LOQ	Flag	Units
SW8290												
	MB 320-95264/1-A	WATER	LB	320-16371-2	Total PeCDF	12/17/2015	0.7	0.7		50	U	PG/L
	MB 320-95264/1-A		LB	320-16371-2	Total TCDD	12/17/2015	0.35	0.35		10	U	PG/L
	MB 320-95264/1-A		LB	320-16371-2	Total TCDF	12/17/2015	0.31	0.31		10	U	PG/L
	MB 320-95368/1-A	SOIL	LB	320-16345-2	1,2,3,4,6,7,8-HpCDD	12/19/2015	0.0964	0.021		5	J	PG/G
	MB 320-95368/1-A		LB	320-16345-2	1,2,3,4,6,7,8-HpCDF	12/19/2015	0.095	0.022		5	J	PG/G
	MB 320-95368/1-A		LB	320-16345-2	1,2,3,4,7,8,9-HpCDF	12/19/2015	0.028	0.028		5	U	PG/G
	MB 320-95368/1-A		LB	320-16345-2	1,2,3,4,7,8-HxCDD	12/19/2015	0.02	0.02		5	U	PG/G
	MB 320-95368/1-A		LB	320-16345-2	1,2,3,4,7,8-HxCDF	12/19/2015	0.021	0.021		5	U	PG/G
	MB 320-95368/1-A		LB	320-16345-2	1,2,3,6,7,8-HxCDD	12/19/2015	0.019	0.019		5	U	PG/G
	MB 320-95368/1-A		LB	320-16345-2	1,2,3,6,7,8-HxCDF	12/19/2015	0.019	0.019		5	U	PG/G
	MB 320-95368/1-A		LB	320-16345-2	1,2,3,7,8,9-HxCDD	12/19/2015	0.0514	0.017		5	J	PG/G
	MB 320-95368/1-A		LB	320-16345-2	1,2,3,7,8,9-HxCDF	12/19/2015	0.022	0.022		5	U	PG/G
	MB 320-95368/1-A		LB	320-16345-2	1,2,3,7,8-PeCDD	12/19/2015	0.035	0.035		5	U	PG/G
	MB 320-95368/1-A		LB	320-16345-2	1,2,3,7,8-PeCDF	12/19/2015	0.024	0.024		5	U	PG/G
	MB 320-95368/1-A		LB	320-16345-2	2,3,4,6,7,8-HxCDF	12/19/2015	0.021	0.021		5	U	PG/G
	MB 320-95368/1-A		LB	320-16345-2	2,3,4,7,8-PeCDF	12/19/2015	0.025	0.025		5	U	PG/G
	MB 320-95368/1-A		LB	320-16345-2	2,3,7,8-TCDD	12/19/2015	0.033	0.033		1	U	PG/G
	MB 320-95368/1-A		LB	320-16345-2	2,3,7,8-TCDF	12/19/2015	0.021	0.021		1	U	PG/G
	MB 320-95368/1-A		LB	320-16345-2	OCDD	12/19/2015	0.592	0.023		10	J	PG/G
	MB 320-95368/1-A		LB	320-16345-2	OCDF	12/19/2015	1.21	0.041		10	J	PG/G
	MB 320-95368/1-A		LB	320-16345-2	Total HpCDD	12/19/2015	0.188	0.021		5	J	PG/G
	MB 320-95368/1-A		LB	320-16345-2	Total HpCDF	12/19/2015	0.095	0.025		5	J	PG/G
	MB 320-95368/1-A		LB	320-16345-2	Total HxCDD	12/19/2015	0.0514	0.019		5	J	PG/G
	MB 320-95368/1-A		LB	320-16345-2	Total HxCDF	12/19/2015	0.022	0.022		5	U	PG/G
	MB 320-95368/1-A		LB	320-16345-2	Total PeCDD	12/19/2015	0.035	0.035		5	U	PG/G
	MB 320-95368/1-A		LB	320-16345-2	Total PeCDF	12/19/2015	0.025	0.025		5	U	PG/G
	MB 320-95368/1-A		LB	320-16345-2	Total TCDD	12/19/2015	0.033	0.033		1	U	PG/G
	MB 320-95368/1-A		LB	320-16345-2	Total TCDF	12/19/2015	0.021	0.021		1	U	PG/G
	MB 320-95440/1-A	WATER	LB	320-16390-2	1,2,3,4,6,7,8-HpCDD	12/18/2015	1.14	0.26		50	J	PG/L
	MB 320-95440/1-A		LB	320-16390-2	1,2,3,4,6,7,8-HpCDF	12/18/2015	0.33	0.33		50	U	PG/L
	MB 320-95440/1-A		LB	320-16390-2	1,2,3,4,7,8,9-HpCDF	12/18/2015	0.43	0.43		50	U	PG/L
	MB 320-95440/1-A		LB	320-16390-2	1,2,3,4,7,8-HxCDD	12/18/2015	0.31	0.31		50	U	PG/L
	MB 320-95440/1-A		LB	320-16390-2	1,2,3,4,7,8-HxCDF	12/18/2015	0.33	0.33		50	U	PG/L

Table 5. Trip and Method Blank Data Summary for Discrete Soil Samples for the Open Detonation Unit, Kirtland Air Force Base, December 2015

Method	Blank ID	Matrix	Blank Type*	SDG	Analyte	Analysis Date	Result	DL	LOD	LOQ	Flag	Units
SW8290												
	MB 320-95440/1-A	WATER	LB	320-16390-2	1,2,3,6,7,8-HxCDD	12/18/2015	0.3	0.3		50	U	PG/L
	MB 320-95440/1-A		LB	320-16390-2	1,2,3,6,7,8-HxCDF	12/18/2015	0.3	0.3		50	U	PG/L
	MB 320-95440/1-A		LB	320-16390-2	1,2,3,7,8,9-HxCDD	12/18/2015	0.26	0.26		50	U	PG/L
	MB 320-95440/1-A		LB	320-16390-2	1,2,3,7,8,9-HxCDF	12/18/2015	0.34	0.34		50	U	PG/L
	MB 320-95440/1-A		LB	320-16390-2	1,2,3,7,8-PeCDD	12/18/2015	0.49	0.49		50	U	PG/L
	MB 320-95440/1-A		LB	320-16390-2	1,2,3,7,8-PeCDF	12/18/2015	0.35	0.35		50	U	PG/L
	MB 320-95440/1-A		LB	320-16390-2	2,3,4,6,7,8-HxCDF	12/18/2015	0.32	0.32		50	U	PG/L
	MB 320-95440/1-A		LB	320-16390-2	2,3,4,7,8-PeCDF	12/18/2015	0.35	0.35		50	U	PG/L
	MB 320-95440/1-A		LB	320-16390-2	2,3,7,8-TCDD	12/18/2015	0.41	0.41		10	U	PG/L
	MB 320-95440/1-A		LB	320-16390-2	2,3,7,8-TCDF	12/18/2015	0.36	0.36		10	U	PG/L
	MB 320-95440/1-A		LB	320-16390-2	OCDD	12/18/2015	3.03	0.31		100	J	PG/L
	MB 320-95440/1-A		LB	320-16390-2	OCDF	12/18/2015	22.5	0.79		100	J	PG/L
	MB 320-95440/1-A		LB	320-16390-2	Total HpCDD	12/18/2015	1.88	0.26		50	J	PG/L
	MB 320-95440/1-A		LB	320-16390-2	Total HpCDF	12/18/2015	0.43	0.43		50	U	PG/L
	MB 320-95440/1-A		LB	320-16390-2	Total HxCDD	12/18/2015	0.31	0.31		50	U	PG/L
	MB 320-95440/1-A		LB	320-16390-2	Total HxCDF	12/18/2015	0.34	0.34		50	U	PG/L
	MB 320-95440/1-A		LB	320-16390-2	Total PeCDD	12/18/2015	0.49	0.49		50	U	PG/L
	MB 320-95440/1-A		LB	320-16390-2	Total PeCDF	12/18/2015	0.35	0.35		50	U	PG/L
	MB 320-95440/1-A		LB	320-16390-2	Total TCDD	12/18/2015	0.41	0.41		10	U	PG/L
	MB 320-95440/1-A		LB	320-16390-2	Total TCDF	12/18/2015	0.36	0.36		10	U	PG/L
	MB 320-95561/1-A	SOIL	LB	320-16371-2	1,2,3,4,6,7,8-HpCDD	12/17/2015	0.243	0.036		5	J	PG/G
	MB 320-95561/1-A		LB	320-16371-2	1,2,3,4,6,7,8-HpCDF	12/17/2015	0.44	0.084		5	J	PG/G
	MB 320-95561/1-A		LB	320-16371-2	1,2,3,4,7,8,9-HpCDF	12/17/2015	0.11	0.11		5	U	PG/G
	MB 320-95561/1-A		LB	320-16371-2	1,2,3,4,7,8-HxCDD	12/17/2015	0.04	0.04		5	U	PG/G
	MB 320-95561/1-A		LB	320-16371-2	1,2,3,4,7,8-HxCDF	12/17/2015	0.053	0.053		5	U	PG/G
	MB 320-95561/1-A		LB	320-16371-2	1,2,3,6,7,8-HxCDD	12/17/2015	0.039	0.039		5	U	PG/G
	MB 320-95561/1-A		LB	320-16371-2	1,2,3,6,7,8-HxCDF	12/17/2015	0.049	0.049		5	U	PG/G
	MB 320-95561/1-A		LB	320-16371-2	1,2,3,7,8,9-HxCDD	12/17/2015	0.128	0.034		5	J	PG/G
	MB 320-95561/1-A		LB	320-16371-2	1,2,3,7,8,9-HxCDF	12/17/2015	0.054	0.054		5	U	PG/G
	MB 320-95561/1-A		LB	320-16371-2	1,2,3,7,8-PeCDD	12/17/2015	0.057	0.057		5	U	PG/G
	MB 320-95561/1-A		LB	320-16371-2	1,2,3,7,8-PeCDF	12/17/2015	0.043	0.043		5	U	PG/G
	MB 320-95561/1-A		LB	320-16371-2	2,3,4,6,7,8-HxCDF	12/17/2015	0.052	0.052		5	U	PG/G
	MB 320-95561/1-A		LB	320-16371-2	2,3,4,7,8-PeCDF	12/17/2015	0.043	0.043		5	U	PG/G

Table 5. Trip and Method Blank Data Summary for Discrete Soil Samples for the Open Detonation Unit, Kirtland Air Force Base, December 2015

Method	Blank ID	Matrix	Blank Type*	SDG	Analyte	Analysis Date	Result	DL	LOD	LOQ	Flag	Units
SW8290												
	MB 320-95561/1-A	SOIL	LB	320-16371-2	2,3,7,8-TCDD	12/17/2015	0.045	0.045		1	U	PG/G
	MB 320-95561/1-A		LB	320-16371-2	2,3,7,8-TCDF	12/17/2015	0.034	0.034		1	U	PG/G
	MB 320-95561/1-A		LB	320-16371-2	OCDD	12/17/2015	0.705	0.031		10	J	PG/G
	MB 320-95561/1-A		LB	320-16371-2	OCDF	12/17/2015	3.29	0.25		10	J	PG/G
	MB 320-95561/1-A		LB	320-16371-2	Total HpCDD	12/17/2015	0.451	0.036		5	J	PG/G
	MB 320-95561/1-A		LB	320-16371-2	Total HpCDF	12/17/2015	0.44	0.096		5	J	PG/G
	MB 320-95561/1-A		LB	320-16371-2	Total HxCDD	12/17/2015	0.128	0.037		5	J	PG/G
	MB 320-95561/1-A		LB	320-16371-2	Total HxCDF	12/17/2015	0.054	0.054		5	U	PG/G
	MB 320-95561/1-A		LB	320-16371-2	Total PeCDD	12/17/2015	0.057	0.057		5	U	PG/G
	MB 320-95561/1-A		LB	320-16371-2	Total PeCDF	12/17/2015	0.043	0.043		5	U	PG/G
	MB 320-95561/1-A		LB	320-16371-2	Total TCDD	12/17/2015	0.045	0.045		1	U	PG/G
	MB 320-95561/1-A		LB	320-16371-2	Total TCDF	12/17/2015	0.034	0.034		1	U	PG/G
	MB 320-95825/1-A		LB	320-16390-2	1,2,3,4,6,7,8-HpCDD	12/21/2015	0.197	0.029		5	J	PG/G
	MB 320-95825/1-A		LB	320-16390-2	1,2,3,4,6,7,8-HpCDF	12/21/2015	0.231	0.049		5	J	PG/G
	MB 320-95825/1-A		LB	320-16390-2	1,2,3,4,7,8,9-HpCDF	12/21/2015	0.129	0.063		5	J	PG/G
	MB 320-95825/1-A		LB	320-16390-2	1,2,3,4,7,8-HxCDD	12/21/2015	0.039	0.039		5	U	PG/G
	MB 320-95825/1-A		LB	320-16390-2	1,2,3,4,7,8-HxCDF	12/21/2015	0.036	0.036		5	U	PG/G
	MB 320-95825/1-A		LB	320-16390-2	1,2,3,6,7,8-HxCDD	12/21/2015	0.038	0.038		5	U	PG/G
	MB 320-95825/1-A		LB	320-16390-2	1,2,3,6,7,8-HxCDF	12/21/2015	0.033	0.033		5	U	PG/G
	MB 320-95825/1-A		LB	320-16390-2	1,2,3,7,8,9-HxCDD	12/21/2015	0.0961	0.033		5	J	PG/G
	MB 320-95825/1-A		LB	320-16390-2	1,2,3,7,8,9-HxCDF	12/21/2015	0.037	0.037		5	U	PG/G
	MB 320-95825/1-A		LB	320-16390-2	1,2,3,7,8-PeCDD	12/21/2015	0.056	0.056		5	U	PG/G
	MB 320-95825/1-A		LB	320-16390-2	1,2,3,7,8-PeCDF	12/21/2015	0.039	0.039		5	U	PG/G
	MB 320-95825/1-A		LB	320-16390-2	2,3,4,6,7,8-HxCDF	12/21/2015	0.035	0.035		5	U	PG/G
	MB 320-95825/1-A		LB	320-16390-2	2,3,4,7,8-PeCDF	12/21/2015	0.04	0.04		5	U	PG/G
	MB 320-95825/1-A		LB	320-16390-2	2,3,7,8-TCDD	12/21/2015	0.053	0.053		1	U	PG/G
	MB 320-95825/1-A		LB	320-16390-2	2,3,7,8-TCDF	12/21/2015	0.034	0.034		1	U	PG/G
	MB 320-95825/1-A		LB	320-16390-2	OCDD	12/21/2015	0.242	0.026		10	J	PG/G
	MB 320-95825/1-A		LB	320-16390-2	OCDF	12/21/2015	2.34	0.069		10	J	PG/G
	MB 320-95825/1-A		LB	320-16390-2	Total HpCDD	12/21/2015	0.386	0.029		5	J	PG/G
	MB 320-95825/1-A		LB	320-16390-2	Total HpCDF	12/21/2015	0.36	0.056		5	J	PG/G
	MB 320-95825/1-A		LB	320-16390-2	Total HxCDD	12/21/2015	0.0961	0.037		5	J	PG/G
	MB 320-95825/1-A		LB	320-16390-2	Total HxCDF	12/21/2015	0.037	0.037		5	U	PG/G

Table 5. Trip and Method Blank Data Summary for Discrete Soil Samples for the Open Detonation Unit, Kirtland Air Force Base, December 2015

Method	Blank ID	Matrix	Blank Type*	SDG	Analyte	Analysis Date	Result	DL	LOD	LOQ	Flag	Units
SW8290												
	MB 320-95825/1-A	SOIL	LB	320-16390-2	Total PeCDD	12/21/2015	0.056	0.056		5	U	PG/G
	MB 320-95825/1-A		LB	320-16390-2	Total PeCDF	12/21/2015	0.04	0.04		5	U	PG/G
	MB 320-95825/1-A		LB	320-16390-2	Total TCDD	12/21/2015	0.053	0.053		1	U	PG/G
	MB 320-95825/1-A		LB	320-16390-2	Total TCDF	12/21/2015	0.034	0.034		1	U	PG/G
	OT29-WW-RINSATE1	WATER	EB	320-16345-2	1,2,3,4,6,7,8-HpCDD	12/17/2015	1	0.13		53	J	PG/L
	OT29-WW-RINSATE1		EB	320-16345-2	1,2,3,4,6,7,8-HpCDF	12/17/2015	0.78	0.27		53	J	PG/L
	OT29-WW-RINSATE1		EB	320-16345-2	1,2,3,4,7,8,9-HpCDF	12/17/2015	0.32	0.32		53	U	PG/L
	OT29-WW-RINSATE1		EB	320-16345-2	1,2,3,4,7,8-HxCDD	12/17/2015	0.22	0.22		53	U	PG/L
	OT29-WW-RINSATE1		EB	320-16345-2	1,2,3,4,7,8-HxCDF	12/17/2015	0.24	0.24		53	U	PG/L
	OT29-WW-RINSATE1		EB	320-16345-2	1,2,3,6,7,8-HxCDD	12/17/2015	0.18	0.18		53	U	PG/L
	OT29-WW-RINSATE1		EB	320-16345-2	1,2,3,6,7,8-HxCDF	12/17/2015	0.19	0.19		53	J	PG/L
	OT29-WW-RINSATE1		EB	320-16345-2	1,2,3,7,8,9-HxCDD	12/17/2015	0.17	0.17		53	U	PG/L
	OT29-WW-RINSATE1		EB	320-16345-2	1,2,3,7,8,9-HxCDF	12/17/2015	0.29	0.23		53	J	PG/L
	OT29-WW-RINSATE1		EB	320-16345-2	1,2,3,7,8-PeCDD	12/17/2015	0.24	0.24		53	U	PG/L
	OT29-WW-RINSATE1		EB	320-16345-2	1,2,3,7,8-PeCDF	12/17/2015	0.2	0.2		53	U	PG/L
	OT29-WW-RINSATE1		EB	320-16345-2	2,3,4,6,7,8-HxCDF	12/17/2015	0.54	0.22		53	J	PG/L
	OT29-WW-RINSATE1		EB	320-16345-2	2,3,4,7,8-PeCDF	12/17/2015	0.21	0.21		53	U	PG/L
	OT29-WW-RINSATE1		EB	320-16345-2	2,3,7,8-TCDD	12/17/2015	0.25	0.25		11	U	PG/L
	OT29-WW-RINSATE1		EB	320-16345-2	2,3,7,8-TCDF	12/17/2015	0.13	0.13		11	U	PG/L
	OT29-WW-RINSATE1		EB	320-16345-2	OCDD	12/17/2015	4.3	0.18		110	J	PG/L
	OT29-WW-RINSATE1		EB	320-16345-2	OCDF	12/17/2015	2.6	0.34		110	J	PG/L
	OT29-WW-RINSATE1		EB	320-16345-2	Total HpCDD	12/17/2015	1.9	0.13		53	J	PG/L
	OT29-WW-RINSATE1		EB	320-16345-2	Total HpCDF	12/17/2015	0.78	0.3		53	J	PG/L
	OT29-WW-RINSATE1		EB	320-16345-2	Total HxCDD	12/17/2015	0.22	0.22		53	U	PG/L
	OT29-WW-RINSATE1		EB	320-16345-2	Total HxCDF	12/17/2015	1	0.22		53	J	PG/L
	OT29-WW-RINSATE1		EB	320-16345-2	Total PeCDD	12/17/2015	0.24	0.24		53	U	PG/L
	OT29-WW-RINSATE1		EB	320-16345-2	Total PeCDF	12/17/2015	0.21	0.21		53	U	PG/L
	OT29-WW-RINSATE1		EB	320-16345-2	Total TCDD	12/17/2015	0.25	0.25		11	U	PG/L
	OT29-WW-RINSATE1		EB	320-16345-2	Total TCDF	12/17/2015	0.13	0.13		11	U	PG/L
	OT29-WW-RINSATE2		EB	320-16371-2	1,2,3,4,6,7,8-HpCDD	12/17/2015	1.5	0.4		53	J	PG/L
	OT29-WW-RINSATE2		EB	320-16371-2	1,2,3,4,6,7,8-HpCDF	12/17/2015	0.51	0.51		53	U	PG/L
	OT29-WW-RINSATE2		EB	320-16371-2	1,2,3,4,7,8,9-HpCDF	12/17/2015	0.65	0.65		53	U	PG/L
	OT29-WW-RINSATE2		EB	320-16371-2	1,2,3,4,7,8-HxCDD	12/17/2015	0.49	0.49		53	U	PG/L

Table 5. Trip and Method Blank Data Summary for Discrete Soil Samples for the Open Detonation Unit, Kirtland Air Force Base, December 2015

Method	Blank ID	Matrix	Blank Type*	SDG	Analyte	Analysis Date	Result	DL	LOD	LOQ	Flag	Units
SW8290												
	OT29-WW-RINSATE2	WATER	EB	320-16371-2	1,2,3,4,7,8-HxCDF	12/17/2015	0.56	0.31		53	J	PG/L
	OT29-WW-RINSATE2		EB	320-16371-2	1,2,3,6,7,8-HxCDD	12/17/2015	0.45	0.45		53	U	PG/L
	OT29-WW-RINSATE2		EB	320-16371-2	1,2,3,6,7,8-HxCDF	12/17/2015	0.92	0.27		53	J	PG/L
	OT29-WW-RINSATE2		EB	320-16371-2	1,2,3,7,8,9-HxCDD	12/17/2015	0.38	0.38		53	U	PG/L
	OT29-WW-RINSATE2		EB	320-16371-2	1,2,3,7,8,9-HxCDF	12/17/2015	0.52	0.32		53	J	PG/L
	OT29-WW-RINSATE2		EB	320-16371-2	1,2,3,7,8-PeCDD	12/17/2015	0.67	0.67		53	U	PG/L
	OT29-WW-RINSATE2		EB	320-16371-2	1,2,3,7,8-PeCDF	12/17/2015	0.53	0.53		53	U	PG/L
	OT29-WW-RINSATE2		EB	320-16371-2	2,3,4,6,7,8-HxCDF	12/17/2015	0.87	0.3		53	J	PG/L
	OT29-WW-RINSATE2		EB	320-16371-2	2,3,4,7,8-PeCDF	12/17/2015	0.56	0.56		53	U	PG/L
	OT29-WW-RINSATE2		EB	320-16371-2	2,3,7,8-TCDD	12/17/2015	0.31	0.31		11	U	PG/L
	OT29-WW-RINSATE2		EB	320-16371-2	2,3,7,8-TCDF	12/17/2015	0.32	0.32		11	U	PG/L
	OT29-WW-RINSATE2		EB	320-16371-2	OCDD	12/17/2015	0.7	0.7		110	U	PG/L
	OT29-WW-RINSATE2		EB	320-16371-2	OCDF	12/17/2015	2.2	0.56		110	J	PG/L
	OT29-WW-RINSATE2		EB	320-16371-2	Total HpCDD	12/17/2015	2.1	0.4		53	J	PG/L
	OT29-WW-RINSATE2		EB	320-16371-2	Total HpCDF	12/17/2015	0.65	0.65		53	U	PG/L
	OT29-WW-RINSATE2		EB	320-16371-2	Total HxCDD	12/17/2015	0.49	0.49		53	U	PG/L
	OT29-WW-RINSATE2		EB	320-16371-2	Total HxCDF	12/17/2015	2.9	0.3		53	J	PG/L
	OT29-WW-RINSATE2		EB	320-16371-2	Total PeCDD	12/17/2015	0.67	0.67		53	U	PG/L
	OT29-WW-RINSATE2		EB	320-16371-2	Total PeCDF	12/17/2015	0.56	0.56		53	U	PG/L
	OT29-WW-RINSATE2		EB	320-16371-2	Total TCDD	12/17/2015	0.42	0.31		11	J	PG/L
	OT29-WW-RINSATE2		EB	320-16371-2	Total TCDF	12/17/2015	0.32	0.32		11	U	PG/L
	OT29-WW-RINSATE3		EB	320-16390-2	1,2,3,4,6,7,8-HpCDD	12/17/2015	1.4	0.23		50	J	PG/L
	OT29-WW-RINSATE3		EB	320-16390-2	1,2,3,4,6,7,8-HpCDF	12/17/2015	2	2		50	U	PG/L
	OT29-WW-RINSATE3		EB	320-16390-2	1,2,3,4,7,8,9-HpCDF	12/17/2015	2.6	2.6		50	U	PG/L
	OT29-WW-RINSATE3		EB	320-16390-2	1,2,3,4,7,8-HxCDD	12/17/2015	0.51	0.2		50	J	PG/L
	OT29-WW-RINSATE3		EB	320-16390-2	1,2,3,4,7,8-HxCDF	12/17/2015	0.7	0.7		50	U	PG/L
	OT29-WW-RINSATE3		EB	320-16390-2	1,2,3,6,7,8-HxCDD	12/17/2015	0.7	0.2		50	J	PG/L
	OT29-WW-RINSATE3		EB	320-16390-2	1,2,3,6,7,8-HxCDF	12/17/2015	0.64	0.64		50	U	PG/L
	OT29-WW-RINSATE3		EB	320-16390-2	1,2,3,7,8,9-HxCDD	12/17/2015	1	0.17		50	J	PG/L
	OT29-WW-RINSATE3		EB	320-16390-2	1,2,3,7,8,9-HxCDF	12/17/2015	0.72	0.72		50	U	PG/L
	OT29-WW-RINSATE3		EB	320-16390-2	1,2,3,7,8-PeCDD	12/17/2015	0.34	0.34		50	U	PG/L
	OT29-WW-RINSATE3		EB	320-16390-2	1,2,3,7,8-PeCDF	12/17/2015	0.32	0.32		50	U	PG/L
	OT29-WW-RINSATE3		EB	320-16390-2	2,3,4,6,7,8-HxCDF	12/17/2015	0.69	0.69		50	U	PG/L

Table 5. Trip and Method Blank Data Summary for Discrete Soil Samples for the Open Detonation Unit, Kirtland Air Force Base, December 2015

Method	Blank ID	Matrix	Blank Type*	SDG	Analyte	Analysis Date	Result	DL	LOD	LOQ	Flag	Units
SW8290												
	OT29-WW-RINSATE3	WATER	EB	320-16390-2	2,3,4,7,8-PeCDF	12/17/2015	0.32	0.32		50	U	PG/L
	OT29-WW-RINSATE3		EB	320-16390-2	2,3,7,8-TCDD	12/17/2015	0.23	0.23		10	U	PG/L
	OT29-WW-RINSATE3		EB	320-16390-2	2,3,7,8-TCDF	12/17/2015	0.21	0.21		10	U	PG/L
	OT29-WW-RINSATE3		EB	320-16390-2	OCDD	12/17/2015	5.2	0.22		100	J	PG/L
	OT29-WW-RINSATE3		EB	320-16390-2	OCDF	12/17/2015	68	3.9		100	J	PG/L
	OT29-WW-RINSATE3		EB	320-16390-2	Total HpCDD	12/17/2015	2.3	0.23		50	J	PG/L
	OT29-WW-RINSATE3		EB	320-16390-2	Total HpCDF	12/17/2015	2.6	2.6		50	U	PG/L
	OT29-WW-RINSATE3		EB	320-16390-2	Total HxCDD	12/17/2015	2.2	0.19		50	J	PG/L
	OT29-WW-RINSATE3		EB	320-16390-2	Total HxCDF	12/17/2015	0.72	0.72		50	U	PG/L
	OT29-WW-RINSATE3		EB	320-16390-2	Total PeCDD	12/17/2015	0.34	0.34		50	U	PG/L
	OT29-WW-RINSATE3		EB	320-16390-2	Total PeCDF	12/17/2015	0.32	0.32		50	U	PG/L
	OT29-WW-RINSATE3		EB	320-16390-2	Total TCDD	12/17/2015	0.23	0.23		10	U	PG/L
	OT29-WW-RINSATE3		EB	320-16390-2	Total TCDF	12/17/2015	0.21	0.21		10	U	PG/L
SW8330B												
	MB 320-95008/1-A	WATER	LB	320-16345-1	1,3,5-Trinitrobenzene	12/9/2015	0.1	0.031	0.1	0.15	U	UG/L
	MB 320-95008/1-A		LB	320-16345-1	1,3-Dinitrobenzene	12/9/2015	0.1	0.05	0.1	0.15	U	UG/L
	MB 320-95008/1-A		LB	320-16345-1	2,4,6-Trinitrotoluene	12/9/2015	0.1	0.05	0.1	0.15	U	UG/L
	MB 320-95008/1-A		LB	320-16345-1	2,4-Dinitrotoluene	12/9/2015	0.1	0.05	0.1	0.13	U	UG/L
	MB 320-95008/1-A		LB	320-16345-1	2-Amino-4,6-dinitrotoluene	12/9/2015	0.1	0.03	0.1	0.15	U	UG/L
	MB 320-95008/1-A		LB	320-16345-1	2-Nitrotoluene	12/9/2015	0.2	0.088	0.2	0.5	U	UG/L
	MB 320-95008/1-A		LB	320-16345-1	3-Nitrotoluene	12/9/2015	0.2	0.057	0.2	0.5	U	UG/L
	MB 320-95008/1-A		LB	320-16345-1	4-Amino-2,6-dinitrotoluene	12/9/2015	0.1	0.05	0.1	0.15	U	UG/L
	MB 320-95008/1-A		LB	320-16345-1	4-Nitrotoluene	12/9/2015	0.2	0.088	0.2	0.5	U	UG/L
	MB 320-95008/1-A		LB	320-16345-1	HMX	12/9/2015	0.1	0.036	0.1	0.15	U	UG/L
	MB 320-95008/1-A		LB	320-16345-1	Nitrobenzene	12/9/2015	0.1	0.05	0.1	0.15	U	UG/L
	MB 320-95008/1-A		LB	320-16345-1	Nitroglycerin	12/9/2015	0.75	0.33	0.75	1.5	U	UG/L
	MB 320-95008/1-A		LB	320-16345-1	PETN	12/9/2015	0.75	0.3	0.75	1.5	U	UG/L
	MB 320-95008/1-A		LB	320-16345-1	RDX	12/9/2015	0.1	0.036	0.1	0.15	U	UG/L
	MB 320-95008/1-A		LB	320-16345-1	Tetryl	12/9/2015	0.1	0.05	0.1	0.15	U	UG/L
	MB 320-95562/1-A		LB	320-16390-1	1,3,5-Trinitrobenzene	12/17/2015	0.1	0.031	0.1	0.15	U	UG/L
	MB 320-95562/1-A		LB	320-16371-1	1,3,5-Trinitrobenzene	12/17/2015	0.1	0.031	0.1	0.15	U	UG/L
	MB 320-95562/1-A		LB	320-16371-1	1,3-Dinitrobenzene	12/17/2015	0.1	0.05	0.1	0.15	U	UG/L
	MB 320-95562/1-A		LB	320-16390-1	1,3-Dinitrobenzene	12/17/2015	0.1	0.05	0.1	0.15	U	UG/L

Table 5. Trip and Method Blank Data Summary for Discrete Soil Samples for the Open Detonation Unit, Kirtland Air Force Base, December 2015

Method	Blank ID	Matrix	Blank Type*	SDG	Analyte	Analysis Date	Result	DL	LOD	LOQ	Flag	Units
SW8330B												
	MB 320-95562/1-A	WATER	LB	320-16371-1	2,4,6-Trinitrotoluene	12/17/2015	0.1	0.05	0.1	0.15	U	UG/L
	MB 320-95562/1-A		LB	320-16390-1	2,4,6-Trinitrotoluene	12/17/2015	0.1	0.05	0.1	0.15	U	UG/L
	MB 320-95562/1-A		LB	320-16390-1	2,4-Dinitrotoluene	12/17/2015	0.1	0.05	0.1	0.13	U	UG/L
	MB 320-95562/1-A		LB	320-16371-1	2,4-Dinitrotoluene	12/17/2015	0.1	0.05	0.1	0.13	U	UG/L
	MB 320-95562/1-A		LB	320-16371-1	2-Amino-4,6-dinitrotoluene	12/17/2015	0.1	0.03	0.1	0.15	U	UG/L
	MB 320-95562/1-A		LB	320-16390-1	2-Amino-4,6-dinitrotoluene	12/17/2015	0.1	0.03	0.1	0.15	U	UG/L
	MB 320-95562/1-A		LB	320-16371-1	2-Nitrotoluene	12/17/2015	0.2	0.088	0.2	0.5	U	UG/L
	MB 320-95562/1-A		LB	320-16390-1	2-Nitrotoluene	12/17/2015	0.2	0.088	0.2	0.5	U	UG/L
	MB 320-95562/1-A		LB	320-16390-1	3-Nitrotoluene	12/17/2015	0.2	0.057	0.2	0.5	U	UG/L
	MB 320-95562/1-A		LB	320-16371-1	3-Nitrotoluene	12/17/2015	0.2	0.057	0.2	0.5	U	UG/L
	MB 320-95562/1-A		LB	320-16371-1	4-Amino-2,6-dinitrotoluene	12/17/2015	0.1	0.05	0.1	0.15	U	UG/L
	MB 320-95562/1-A		LB	320-16390-1	4-Amino-2,6-dinitrotoluene	12/17/2015	0.1	0.05	0.1	0.15	U	UG/L
	MB 320-95562/1-A		LB	320-16390-1	4-Nitrotoluene	12/17/2015	0.2	0.088	0.2	0.5	U	UG/L
	MB 320-95562/1-A		LB	320-16371-1	4-Nitrotoluene	12/17/2015	0.2	0.088	0.2	0.5	U	UG/L
	MB 320-95562/1-A		LB	320-16390-1	HMX	12/17/2015	0.1	0.036	0.1	0.15	U	UG/L
	MB 320-95562/1-A		LB	320-16371-1	HMX	12/17/2015	0.1	0.036	0.1	0.15	U	UG/L
	MB 320-95562/1-A		LB	320-16371-1	Nitrobenzene	12/17/2015	0.1	0.05	0.1	0.15	U	UG/L
	MB 320-95562/1-A		LB	320-16390-1	Nitrobenzene	12/17/2015	0.1	0.05	0.1	0.15	U	UG/L
	MB 320-95562/1-A		LB	320-16390-1	Nitroglycerin	12/17/2015	0.75	0.33	0.75	1.5	U	UG/L
	MB 320-95562/1-A		LB	320-16371-1	Nitroglycerin	12/17/2015	0.75	0.33	0.75	1.5	U	UG/L
	MB 320-95562/1-A		LB	320-16390-1	PETN	12/17/2015	0.75	0.3	0.75	1.5	U	UG/L
	MB 320-95562/1-A		LB	320-16371-1	PETN	12/17/2015	0.75	0.3	0.75	1.5	U	UG/L
	MB 320-95562/1-A		LB	320-16371-1	RDX	12/17/2015	0.1	0.036	0.1	0.15	U	UG/L
	MB 320-95562/1-A		LB	320-16390-1	RDX	12/17/2015	0.1	0.036	0.1	0.15	U	UG/L
	MB 320-95562/1-A		LB	320-16390-1	Tetryl	12/17/2015	0.1	0.05	0.1	0.15	U	UG/L
	MB 320-95562/1-A		LB	320-16371-1	Tetryl	12/17/2015	0.1	0.05	0.1	0.15	U	UG/L
	MB 320-95643/1-A	SOIL	LB	320-16345-1	1,3,5-Trinitrobenzene	12/18/2015	0.05	0.02	0.05	0.25	U	MG/KG
	MB 320-95643/1-A		LB	320-16345-1	1,3-Dinitrobenzene	12/18/2015	0.05	0.02	0.05	0.25	U	MG/KG
	MB 320-95643/1-A		LB	320-16345-1	2,4,6-Trinitrotoluene	12/18/2015	0.05	0.019	0.05	0.25	U	MG/KG
	MB 320-95643/1-A		LB	320-16345-1	2,4-Dinitrotoluene	12/18/2015	0.05	0.02	0.05	0.25	U	MG/KG
	MB 320-95643/1-A		LB	320-16345-1	2-Amino-4,6-dinitrotoluene	12/18/2015	0.05	0.013	0.05	0.25	U	MG/KG
	MB 320-95643/1-A		LB	320-16345-1	2-Nitrotoluene	12/18/2015	0.05	0.013	0.05	0.25	U	MG/KG
	MB 320-95643/1-A		LB	320-16345-1	3-Nitrotoluene	12/18/2015	0.05	0.016	0.05	0.25	U	MG/KG

Table 5. Trip and Method Blank Data Summary for Discrete Soil Samples for the Open Detonation Unit, Kirtland Air Force Base, December 2015

Method	Blank ID	Matrix	Blank Type*	SDG	Analyte	Analysis Date	Result	DL	LOD	LOQ	Flag	Units
SW8330B												
	MB 320-95643/1-A	SOIL	LB	320-16345-1	4-Amino-2,6-dinitrotoluene	12/18/2015	0.05	0.02	0.05	0.25	U	MG/KG
	MB 320-95643/1-A		LB	320-16345-1	4-Nitrotoluene	12/18/2015	0.05	0.018	0.05	0.25	U	MG/KG
	MB 320-95643/1-A		LB	320-16345-1	HMX	12/18/2015	0.05	0.02	0.05	0.25	U	MG/KG
	MB 320-95643/1-A		LB	320-16345-1	Nitrobenzene	12/18/2015	0.05	0.018	0.05	0.25	U	MG/KG
	MB 320-95643/1-A		LB	320-16345-1	Nitroglycerin	12/18/2015	0.25	0.1	0.25	0.5	U	MG/KG
	MB 320-95643/1-A		LB	320-16345-1	PETN	12/18/2015	0.25	0.1	0.25	0.5	U	MG/KG
	MB 320-95643/1-A		LB	320-16345-1	RDX	12/18/2015	0.05	0.02	0.05	0.25	U	MG/KG
	MB 320-95643/1-A		LB	320-16345-1	Tetryl	12/18/2015	0.05	0.02	0.05	0.25	U	MG/KG
	MB 320-95655/1-A		LB	320-16345-1	1,3,5-Trinitrobenzene	12/19/2015	0.05	0.02	0.05	0.25	U	MG/KG
	MB 320-95655/1-A		LB	320-16345-1	1,3-Dinitrobenzene	12/19/2015	0.05	0.02	0.05	0.25	U	MG/KG
	MB 320-95655/1-A		LB	320-16345-1	2,4,6-Trinitrotoluene	12/19/2015	0.05	0.019	0.05	0.25	U	MG/KG
	MB 320-95655/1-A		LB	320-16345-1	2,4-Dinitrotoluene	12/19/2015	0.05	0.02	0.05	0.25	U	MG/KG
	MB 320-95655/1-A		LB	320-16345-1	2-Amino-4,6-dinitrotoluene	12/19/2015	0.05	0.013	0.05	0.25	U	MG/KG
	MB 320-95655/1-A		LB	320-16345-1	2-Nitrotoluene	12/19/2015	0.05	0.013	0.05	0.25	U	MG/KG
	MB 320-95655/1-A		LB	320-16345-1	3-Nitrotoluene	12/19/2015	0.05	0.016	0.05	0.25	U	MG/KG
	MB 320-95655/1-A		LB	320-16345-1	4-Amino-2,6-dinitrotoluene	12/19/2015	0.05	0.02	0.05	0.25	U	MG/KG
	MB 320-95655/1-A		LB	320-16345-1	4-Nitrotoluene	12/19/2015	0.05	0.018	0.05	0.25	U	MG/KG
	MB 320-95655/1-A		LB	320-16345-1	HMX	12/19/2015	0.05	0.02	0.05	0.25	U	MG/KG
	MB 320-95655/1-A		LB	320-16345-1	Nitrobenzene	12/19/2015	0.05	0.018	0.05	0.25	U	MG/KG
	MB 320-95655/1-A		LB	320-16345-1	Nitroglycerin	12/19/2015	0.25	0.1	0.25	0.5	U	MG/KG
	MB 320-95655/1-A		LB	320-16345-1	PETN	12/19/2015	0.25	0.1	0.25	0.5	U	MG/KG
	MB 320-95655/1-A		LB	320-16345-1	RDX	12/19/2015	0.05	0.02	0.05	0.25	U	MG/KG
	MB 320-95655/1-A		LB	320-16345-1	Tetryl	12/19/2015	0.05	0.02	0.05	0.25	U	MG/KG
	MB 320-95810/1-A		LB	320-16371-1	1,3,5-Trinitrobenzene	12/19/2015	0.05	0.02	0.05	0.25	U	MG/KG
	MB 320-95810/1-A		LB	320-16371-1	1,3-Dinitrobenzene	12/19/2015	0.05	0.02	0.05	0.25	U	MG/KG
	MB 320-95810/1-A		LB	320-16371-1	2,4,6-Trinitrotoluene	12/19/2015	0.05	0.019	0.05	0.25	U	MG/KG
	MB 320-95810/1-A		LB	320-16371-1	2,4-Dinitrotoluene	12/19/2015	0.05	0.02	0.05	0.25	U	MG/KG
	MB 320-95810/1-A		LB	320-16371-1	2-Amino-4,6-dinitrotoluene	12/19/2015	0.05	0.013	0.05	0.25	U	MG/KG
	MB 320-95810/1-A		LB	320-16371-1	2-Nitrotoluene	12/19/2015	0.05	0.013	0.05	0.25	U	MG/KG
	MB 320-95810/1-A		LB	320-16371-1	3-Nitrotoluene	12/19/2015	0.05	0.016	0.05	0.25	U	MG/KG
	MB 320-95810/1-A		LB	320-16371-1	4-Amino-2,6-dinitrotoluene	12/19/2015	0.05	0.02	0.05	0.25	U	MG/KG
	MB 320-95810/1-A		LB	320-16371-1	4-Nitrotoluene	12/19/2015	0.05	0.018	0.05	0.25	U	MG/KG
	MB 320-95810/1-A		LB	320-16371-1	HMX	12/19/2015	0.05	0.02	0.05	0.25	U	MG/KG

Table 5. Trip and Method Blank Data Summary for Discrete Soil Samples for the Open Detonation Unit, Kirtland Air Force Base, December 2015

Method	Blank ID	Matrix	Blank Type*	SDG	Analyte	Analysis Date	Result	DL	LOD	LOQ	Flag	Units
SW8330B												
	MB 320-95810/1-A	SOIL	LB	320-16371-1	Nitrobenzene	12/19/2015	0.05	0.018	0.05	0.25	U	MG/KG
	MB 320-95810/1-A		LB	320-16371-1	Nitroglycerin	12/19/2015	0.25	0.1	0.25	0.5	U	MG/KG
	MB 320-95810/1-A		LB	320-16371-1	PETN	12/19/2015	0.25	0.1	0.25	0.5	U	MG/KG
	MB 320-95810/1-A		LB	320-16371-1	RDX	12/19/2015	0.05	0.02	0.05	0.25	U	MG/KG
	MB 320-95810/1-A		LB	320-16371-1	Tetryl	12/19/2015	0.05	0.02	0.05	0.25	U	MG/KG
	MB 320-95940/1-A		LB	320-16371-1	1,3,5-Trinitrobenzene	12/21/2015	0.05	0.02	0.05	0.25	U	MG/KG
	MB 320-95940/1-A		LB	320-16371-1	1,3-Dinitrobenzene	12/21/2015	0.05	0.02	0.05	0.25	U	MG/KG
	MB 320-95940/1-A		LB	320-16371-1	2,4,6-Trinitrotoluene	12/21/2015	0.05	0.019	0.05	0.25	U	MG/KG
	MB 320-95940/1-A		LB	320-16371-1	2,4-Dinitrotoluene	12/21/2015	0.05	0.02	0.05	0.25	U	MG/KG
	MB 320-95940/1-A		LB	320-16371-1	2-Amino-4,6-dinitrotoluene	12/21/2015	0.05	0.013	0.05	0.25	U	MG/KG
	MB 320-95940/1-A		LB	320-16371-1	2-Nitrotoluene	12/21/2015	0.05	0.013	0.05	0.25	U	MG/KG
	MB 320-95940/1-A		LB	320-16371-1	3-Nitrotoluene	12/21/2015	0.05	0.016	0.05	0.25	U	MG/KG
	MB 320-95940/1-A		LB	320-16371-1	4-Amino-2,6-dinitrotoluene	12/21/2015	0.05	0.02	0.05	0.25	U	MG/KG
	MB 320-95940/1-A		LB	320-16371-1	4-Nitrotoluene	12/21/2015	0.05	0.018	0.05	0.25	U	MG/KG
	MB 320-95940/1-A		LB	320-16371-1	HMX	12/21/2015	0.05	0.02	0.05	0.25	U	MG/KG
	MB 320-95940/1-A		LB	320-16371-1	Nitrobenzene	12/21/2015	0.05	0.018	0.05	0.25	U	MG/KG
	MB 320-95940/1-A		LB	320-16371-1	Nitroglycerin	12/21/2015	0.25	0.1	0.25	0.5	U	MG/KG
	MB 320-95940/1-A		LB	320-16371-1	PETN	12/21/2015	0.25	0.1	0.25	0.5	U	MG/KG
	MB 320-95940/1-A		LB	320-16371-1	RDX	12/21/2015	0.05	0.02	0.05	0.25	U	MG/KG
	MB 320-95940/1-A		LB	320-16371-1	Tetryl	12/21/2015	0.05	0.02	0.05	0.25	U	MG/KG
	MB 320-95958/1-A		LB	320-16390-1	1,3,5-Trinitrobenzene	12/22/2015	0.05	0.02	0.05	0.25	U	MG/KG
	MB 320-95958/1-A		LB	320-16390-1	1,3-Dinitrobenzene	12/22/2015	0.05	0.02	0.05	0.25	U	MG/KG
	MB 320-95958/1-A		LB	320-16390-1	2,4,6-Trinitrotoluene	12/22/2015	0.05	0.019	0.05	0.25	U	MG/KG
	MB 320-95958/1-A		LB	320-16390-1	2,4-Dinitrotoluene	12/22/2015	0.05	0.02	0.05	0.25	U	MG/KG
	MB 320-95958/1-A		LB	320-16390-1	2-Amino-4,6-dinitrotoluene	12/22/2015	0.05	0.013	0.05	0.25	U	MG/KG
	MB 320-95958/1-A		LB	320-16390-1	2-Nitrotoluene	12/22/2015	0.05	0.013	0.05	0.25	U	MG/KG
	MB 320-95958/1-A		LB	320-16390-1	3-Nitrotoluene	12/22/2015	0.05	0.016	0.05	0.25	U	MG/KG
	MB 320-95958/1-A		LB	320-16390-1	4-Amino-2,6-dinitrotoluene	12/22/2015	0.05	0.02	0.05	0.25	U	MG/KG
	MB 320-95958/1-A		LB	320-16390-1	4-Nitrotoluene	12/22/2015	0.05	0.018	0.05	0.25	U	MG/KG
	MB 320-95958/1-A		LB	320-16390-1	HMX	12/22/2015	0.05	0.02	0.05	0.25	U	MG/KG
	MB 320-95958/1-A		LB	320-16390-1	Nitrobenzene	12/22/2015	0.05	0.018	0.05	0.25	U	MG/KG
	MB 320-95958/1-A		LB	320-16390-1	Nitroglycerin	12/22/2015	0.25	0.1	0.25	0.5	U	MG/KG
	MB 320-95958/1-A		LB	320-16390-1	PETN	12/22/2015	0.25	0.1	0.25	0.5	U	MG/KG

Table 5. Trip and Method Blank Data Summary for Discrete Soil Samples for the Open Detonation Unit, Kirtland Air Force Base, December 2015

Method	Blank ID	Matrix	Blank Type*	SDG	Analyte	Analysis Date	Result	DL	LOD	LOQ	Flag	Units
SW8330B												
	MB 320-95958/1-A	SOIL	LB	320-16390-1	RDX	12/22/2015	0.05	0.02	0.05	0.25	U	MG/KG
	MB 320-95958/1-A		LB	320-16390-1	Tetryl	12/22/2015	0.05	0.02	0.05	0.25	U	MG/KG
	MB 320-95981/1-A		LB	320-16390-1	1,3,5-Trinitrobenzene	12/23/2015	0.05	0.02	0.05	0.25	U	MG/KG
	MB 320-95981/1-A		LB	320-16390-1	1,3-Dinitrobenzene	12/23/2015	0.05	0.02	0.05	0.25	U	MG/KG
	MB 320-95981/1-A		LB	320-16390-1	2,4,6-Trinitrotoluene	12/23/2015	0.05	0.019	0.05	0.25	U	MG/KG
	MB 320-95981/1-A		LB	320-16390-1	2,4-Dinitrotoluene	12/23/2015	0.05	0.02	0.05	0.25	U	MG/KG
	MB 320-95981/1-A		LB	320-16390-1	2-Amino-4,6-dinitrotoluene	12/23/2015	0.05	0.013	0.05	0.25	U	MG/KG
	MB 320-95981/1-A		LB	320-16390-1	2-Nitrotoluene	12/23/2015	0.05	0.013	0.05	0.25	U	MG/KG
	MB 320-95981/1-A		LB	320-16390-1	3-Nitrotoluene	12/23/2015	0.05	0.016	0.05	0.25	U	MG/KG
	MB 320-95981/1-A		LB	320-16390-1	4-Amino-2,6-dinitrotoluene	12/23/2015	0.05	0.02	0.05	0.25	U	MG/KG
	MB 320-95981/1-A		LB	320-16390-1	4-Nitrotoluene	12/23/2015	0.05	0.018	0.05	0.25	U	MG/KG
	MB 320-95981/1-A		LB	320-16390-1	HMX	12/23/2015	0.05	0.02	0.05	0.25	U	MG/KG
	MB 320-95981/1-A		LB	320-16390-1	Nitrobenzene	12/23/2015	0.05	0.018	0.05	0.25	U	MG/KG
	MB 320-95981/1-A		LB	320-16390-1	Nitroglycerin	12/23/2015	0.25	0.1	0.25	0.5	U	MG/KG
	MB 320-95981/1-A		LB	320-16390-1	PETN	12/23/2015	0.25	0.1	0.25	0.5	U	MG/KG
	MB 320-95981/1-A		LB	320-16390-1	RDX	12/23/2015	0.05	0.02	0.05	0.25	U	MG/KG
	MB 320-95981/1-A		LB	320-16390-1	Tetryl	12/23/2015	0.05	0.02	0.05	0.25	U	MG/KG
	OT29-WW-RINSATE1	WATER	EB	320-16345-1	1,3,5-Trinitrobenzene	12/9/2015	0.1	0.033	0.1	0.16	U	UG/L
	OT29-WW-RINSATE1		EB	320-16345-1	1,3-Dinitrobenzene	12/9/2015	0.1	0.052	0.1	0.16	U	UG/L
	OT29-WW-RINSATE1		EB	320-16345-1	2,4,6-Trinitrotoluene	12/9/2015	0.1	0.052	0.1	0.16	U	UG/L
	OT29-WW-RINSATE1		EB	320-16345-1	2,4-Dinitrotoluene	12/9/2015	0.1	0.052	0.1	0.14	U	UG/L
	OT29-WW-RINSATE1		EB	320-16345-1	2-Amino-4,6-dinitrotoluene	12/9/2015	0.1	0.031	0.1	0.16	U	UG/L
	OT29-WW-RINSATE1		EB	320-16345-1	2-Nitrotoluene	12/9/2015	0.21	0.092	0.21	0.52	U	UG/L
	OT29-WW-RINSATE1		EB	320-16345-1	3-Nitrotoluene	12/9/2015	0.21	0.06	0.21	0.52	U	UG/L
	OT29-WW-RINSATE1		EB	320-16345-1	4-Amino-2,6-dinitrotoluene	12/9/2015	0.1	0.052	0.1	0.16	U	UG/L
	OT29-WW-RINSATE1		EB	320-16345-1	4-Nitrotoluene	12/9/2015	0.21	0.092	0.21	0.52	U	UG/L
	OT29-WW-RINSATE1		EB	320-16345-1	HMX	12/9/2015	0.1	0.038	0.1	0.16	U	UG/L
	OT29-WW-RINSATE1		EB	320-16345-1	Nitrobenzene	12/9/2015	0.1	0.052	0.1	0.16	U	UG/L
	OT29-WW-RINSATE1		EB	320-16345-1	Nitroglycerin	12/9/2015	0.79	0.35	0.79	1.6	U	UG/L
	OT29-WW-RINSATE1		EB	320-16345-1	PETN	12/9/2015	0.79	0.31	0.79	1.6	U	UG/L
	OT29-WW-RINSATE1		EB	320-16345-1	RDX	12/9/2015	0.1	0.038	0.1	0.16	U	UG/L
	OT29-WW-RINSATE1		EB	320-16345-1	Tetryl	12/9/2015	0.1	0.052	0.1	0.16	U	UG/L
	OT29-WW-RINSATE2		EB	320-16371-1	1,3,5-Trinitrobenzene	12/17/2015	0.11	0.033	0.11	0.16	U	UG/L

Table 5. Trip and Method Blank Data Summary for Discrete Soil Samples for the Open Detonation Unit, Kirtland Air Force Base, December 2015

Method	Blank ID	Matrix	Blank Type*	SDG	Analyte	Analysis Date	Result	DL	LOD	LOQ	Flag	Units
SW8330B												
	OT29-WW-RINSATE2	WATER	EB	320-16371-1	1,3-Dinitrobenzene	12/17/2015	0.11	0.053	0.11	0.16	U	UG/L
	OT29-WW-RINSATE2		EB	320-16371-1	2,4,6-Trinitrotoluene	12/17/2015	0.11	0.053	0.11	0.16	U	UG/L
	OT29-WW-RINSATE2		EB	320-16371-1	2,4-Dinitrotoluene	12/17/2015	0.11	0.053	0.11	0.14	U	UG/L
	OT29-WW-RINSATE2		EB	320-16371-1	2-Amino-4,6-dinitrotoluene	12/17/2015	0.11	0.032	0.11	0.16	U	UG/L
	OT29-WW-RINSATE2		EB	320-16371-1	2-Nitrotoluene	12/17/2015	0.21	0.094	0.21	0.53	U	UG/L
	OT29-WW-RINSATE2		EB	320-16371-1	3-Nitrotoluene	12/17/2015	0.21	0.061	0.21	0.53	U	UG/L
	OT29-WW-RINSATE2		EB	320-16371-1	4-Amino-2,6-dinitrotoluene	12/17/2015	0.11	0.053	0.11	0.16	U	UG/L
	OT29-WW-RINSATE2		EB	320-16371-1	4-Nitrotoluene	12/17/2015	0.21	0.094	0.21	0.53	U	UG/L
	OT29-WW-RINSATE2		EB	320-16371-1	HMX	12/17/2015	0.11	0.038	0.11	0.16	U	UG/L
	OT29-WW-RINSATE2		EB	320-16371-1	Nitrobenzene	12/17/2015	0.11	0.053	0.11	0.16	U	UG/L
	OT29-WW-RINSATE2		EB	320-16371-1	Nitroglycerin	12/17/2015	0.8	0.35	0.8	1.6	U	UG/L
	OT29-WW-RINSATE2		EB	320-16371-1	PETN	12/17/2015	0.8	0.32	0.8	1.6	U	UG/L
	OT29-WW-RINSATE2		EB	320-16371-1	RDX	12/17/2015	0.11	0.038	0.11	0.16	U	UG/L
	OT29-WW-RINSATE2		EB	320-16371-1	Tetryl	12/17/2015	0.11	0.053	0.11	0.16	U	UG/L
	OT29-WW-RINSATE3		EB	320-16390-1	1,3,5-Trinitrobenzene	12/17/2015	0.1	0.031	0.1	0.15	U	UG/L
	OT29-WW-RINSATE3		EB	320-16390-1	1,3-Dinitrobenzene	12/17/2015	0.1	0.05	0.1	0.15	U	UG/L
	OT29-WW-RINSATE3		EB	320-16390-1	2,4,6-Trinitrotoluene	12/17/2015	0.1	0.05	0.1	0.15	U	UG/L
	OT29-WW-RINSATE3		EB	320-16390-1	2,4-Dinitrotoluene	12/17/2015	0.076	0.05	0.1	0.13	J	UG/L
	OT29-WW-RINSATE3		EB	320-16390-1	2-Amino-4,6-dinitrotoluene	12/17/2015	0.1	0.03	0.1	0.15	U	UG/L
	OT29-WW-RINSATE3		EB	320-16390-1	2-Nitrotoluene	12/17/2015	0.2	0.089	0.2	0.5	U	UG/L
	OT29-WW-RINSATE3		EB	320-16390-1	3-Nitrotoluene	12/17/2015	0.2	0.057	0.2	0.5	U	UG/L
	OT29-WW-RINSATE3		EB	320-16390-1	4-Amino-2,6-dinitrotoluene	12/17/2015	0.1	0.05	0.1	0.15	U	UG/L
	OT29-WW-RINSATE3		EB	320-16390-1	4-Nitrotoluene	12/17/2015	0.2	0.089	0.2	0.5	U	UG/L
	OT29-WW-RINSATE3		EB	320-16390-1	HMX	12/17/2015	0.1	0.036	0.1	0.15	U	UG/L
	OT29-WW-RINSATE3		EB	320-16390-1	Nitrobenzene	12/17/2015	0.1	0.05	0.1	0.15	U	UG/L
	OT29-WW-RINSATE3		EB	320-16390-1	Nitroglycerin	12/17/2015	0.76	0.33	0.76	1.5	U	UG/L
	OT29-WW-RINSATE3		EB	320-16390-1	PETN	12/17/2015	0.76	0.3	0.76	1.5	U	UG/L
	OT29-WW-RINSATE3		EB	320-16390-1	RDX	12/17/2015	0.1	0.036	0.1	0.15	U	UG/L
	OT29-WW-RINSATE3		EB	320-16390-1	Tetryl	12/17/2015	0.1	0.05	0.1	0.15	U	UG/L

Table 5. Trip and Method Blank Data Summary for Discrete Soil Samples for the Open Detonation Unit, Kirtland Air Force Base, December 2015

Method	Blank ID	Matrix	Blank Type*	SDG	Analyte	Analysis Date	Result	DL	LOD	LOQ	Flag	Units

*** Blank Type**

LB = Method Blank
TB = Trip Blank

Qualifier Description
U = The analyte was analyzed for, but not detected. The associated numerical value is at or below the Limit of Detection (LOD).
J = The analyte was positively identified but the associated numerical value is below the Limit of Quantitation (LOQ).

Table 6. Laboratory Control Samples Data Summary for Discrete Soil Samples for the Open Detonation Unit, Kirtland Air Force Base, December 2015

Method	LabSample ID	Matrix	SDG	Analyte	% Recovery	Lower Control Limit	Upper Control Limit
EPA 7580							
	480733	WATER	1534261	White Phosphorus	108	62	129
	480733		1534343	White Phosphorus	108	62	129
	480734		1534261	White Phosphorus	101	62	129
	480734		1534343	White Phosphorus	101	62	129
	481418	SOIL	1534261	White Phosphorus	86	70	141
	481685		1534343	White Phosphorus	99	70	141
SW6020							
	LCS 320-95823/2-A	SOIL	320-16345-1	Antimony	109	80	120
	LCS 320-95823/2-A		320-16371-1	Antimony	109	80	120
	LCS 320-95823/2-A		320-16345-1	Arsenic	107	80	120
	LCS 320-95823/2-A		320-16371-1	Arsenic	107	80	120
	LCS 320-95823/2-A		320-16371-1	Barium	105	80	120
	LCS 320-95823/2-A		320-16345-1	Barium	105	80	120
	LCS 320-95823/2-A		320-16371-1	Beryllium	104	80	120
	LCS 320-95823/2-A		320-16345-1	Beryllium	104	80	120
	LCS 320-95823/2-A		320-16371-1	Cadmium	102	80	120
	LCS 320-95823/2-A		320-16345-1	Cadmium	102	80	120
	LCS 320-95823/2-A		320-16371-1	Chromium	104	80	120
	LCS 320-95823/2-A		320-16345-1	Chromium	104	80	120
	LCS 320-95823/2-A		320-16371-1	Cobalt	105	80	120
	LCS 320-95823/2-A		320-16345-1	Cobalt	105	80	120
	LCS 320-95823/2-A		320-16371-1	Copper	105	80	120
	LCS 320-95823/2-A		320-16345-1	Copper	105	80	120
	LCS 320-95823/2-A		320-16371-1	Lead	103	80	120
	LCS 320-95823/2-A		320-16345-1	Lead	103	80	120
	LCS 320-95823/2-A		320-16371-1	Nickel	103	80	120
	LCS 320-95823/2-A		320-16345-1	Nickel	103	80	120
	LCS 320-95823/2-A		320-16371-1	Selenium	109	80	120
	LCS 320-95823/2-A		320-16345-1	Selenium	109	80	120
	LCS 320-95823/2-A		320-16371-1	Silver	104	80	120
	LCS 320-95823/2-A		320-16345-1	Silver	104	80	120
	LCS 320-95823/2-A		320-16371-1	Thallium	105	80	120
	LCS 320-95823/2-A		320-16345-1	Thallium	105	80	120
	LCS 320-95823/2-A		320-16371-1	Tin	105	80	120
	LCS 320-95823/2-A		320-16345-1	Tin	105	80	120
	LCS 320-95823/2-A		320-16371-1	Vanadium	104	80	120
	LCS 320-95823/2-A		320-16345-1	Vanadium	104	80	120
	LCS 320-95823/2-A		320-16371-1	Zinc	107	80	120
	LCS 320-95823/2-A		320-16345-1	Zinc	107	80	120
	LCS 320-95824/2-A		320-16345-1	Antimony	108	80	120
	LCS 320-95824/2-A		320-16345-1	Arsenic	106	80	120
	LCS 320-95824/2-A		320-16345-1	Barium	103	80	120

Table 6. Laboratory Control Samples Data Summary for Discrete Soil Samples for the Open Detonation Unit, Kirtland Air Force Base, December 2015

Method	LabSample ID	Matrix	SDG	Analyte	% Recovery	Lower Control Limit	Upper Control Limit
SW6020							
	LCS 320-95824/2-A	SOIL	320-16345-1	Beryllium	100	80	120
	LCS 320-95824/2-A		320-16345-1	Cadmium	101	80	120
	LCS 320-95824/2-A		320-16345-1	Chromium	102	80	120
	LCS 320-95824/2-A		320-16345-1	Cobalt	102	80	120
	LCS 320-95824/2-A		320-16345-1	Copper	102	80	120
	LCS 320-95824/2-A		320-16345-1	Lead	100	80	120
	LCS 320-95824/2-A		320-16345-1	Nickel	100	80	120
	LCS 320-95824/2-A		320-16345-1	Selenium	110	80	120
	LCS 320-95824/2-A		320-16345-1	Silver	102	80	120
	LCS 320-95824/2-A		320-16345-1	Thallium	100	80	120
	LCS 320-95824/2-A		320-16345-1	Tin	105	80	120
	LCS 320-95824/2-A		320-16345-1	Vanadium	101	80	120
	LCS 320-95824/2-A		320-16345-1	Zinc	107	80	120
	LCS 320-95987/2-A		320-16371-1	Antimony	109	80	120
	LCS 320-95987/2-A		320-16371-1	Arsenic	108	80	120
	LCS 320-95987/2-A		320-16371-1	Barium	104	80	120
	LCS 320-95987/2-A		320-16371-1	Beryllium	97	80	120
	LCS 320-95987/2-A		320-16371-1	Cadmium	102	80	120
	LCS 320-95987/2-A		320-16371-1	Chromium	103	80	120
	LCS 320-95987/2-A		320-16371-1	Cobalt	102	80	120
	LCS 320-95987/2-A		320-16371-1	Copper	104	80	120
	LCS 320-95987/2-A		320-16371-1	Lead	103	80	120
	LCS 320-95987/2-A		320-16371-1	Nickel	101	80	120
	LCS 320-95987/2-A		320-16371-1	Selenium	114	80	120
	LCS 320-95987/2-A		320-16371-1	Silver	102	80	120
	LCS 320-95987/2-A		320-16371-1	Thallium	105	80	120
	LCS 320-95987/2-A		320-16371-1	Tin	104	80	120
	LCS 320-95987/2-A		320-16371-1	Vanadium	101	80	120
	LCS 320-95987/2-A		320-16371-1	Zinc	109	80	120
	LCS 320-96188/2-A		320-16371-1	Antimony	106	80	120
	LCS 320-96188/2-A		320-16390-1	Antimony	106	80	120
	LCS 320-96188/2-A		320-16390-1	Arsenic	104	80	120
	LCS 320-96188/2-A		320-16371-1	Arsenic	104	80	120
	LCS 320-96188/2-A		320-16390-1	Barium	99	80	120
	LCS 320-96188/2-A		320-16371-1	Barium	99	80	120
	LCS 320-96188/2-A		320-16390-1	Beryllium	88	80	120
	LCS 320-96188/2-A		320-16371-1	Beryllium	88	80	120
	LCS 320-96188/2-A		320-16390-1	Cadmium	97	80	120
	LCS 320-96188/2-A		320-16371-1	Cadmium	97	80	120
	LCS 320-96188/2-A		320-16390-1	Chromium	96	80	120
	LCS 320-96188/2-A		320-16371-1	Chromium	96	80	120
	LCS 320-96188/2-A		320-16390-1	Cobalt	96	80	120

Table 6. Laboratory Control Samples Data Summary for Discrete Soil Samples for the Open Detonation Unit, Kirtland Air Force Base, December 2015

Method	LabSample ID	Matrix	SDG	Analyte	% Recovery	Lower Control Limit	Upper Control Limit
SW6020							
	LCS 320-96188/2-A	SOIL	320-16371-1	Cobalt	96	80	120
	LCS 320-96188/2-A		320-16390-1	Copper	95	80	120
	LCS 320-96188/2-A		320-16371-1	Copper	95	80	120
	LCS 320-96188/2-A		320-16390-1	Lead	95	80	120
	LCS 320-96188/2-A		320-16371-1	Lead	95	80	120
	LCS 320-96188/2-A		320-16390-1	Nickel	94	80	120
	LCS 320-96188/2-A		320-16371-1	Nickel	94	80	120
	LCS 320-96188/2-A		320-16371-1	Selenium	97	80	120
	LCS 320-96188/2-A		320-16390-1	Selenium	97	80	120
	LCS 320-96188/2-A		320-16371-1	Silver	96	80	120
	LCS 320-96188/2-A		320-16390-1	Silver	96	80	120
	LCS 320-96188/2-A		320-16371-1	Thallium	96	80	120
	LCS 320-96188/2-A		320-16390-1	Thallium	96	80	120
	LCS 320-96188/2-A		320-16390-1	Tin	101	80	120
	LCS 320-96188/2-A		320-16371-1	Tin	101	80	120
	LCS 320-96188/2-A		320-16371-1	Vanadium	96	80	120
	LCS 320-96188/2-A		320-16390-1	Vanadium	96	80	120
	LCS 320-96188/2-A		320-16371-1	Zinc	101	80	120
	LCS 320-96188/2-A		320-16390-1	Zinc	101	80	120
	LCS 320-96189/2-A		320-16390-1	Antimony	105	80	120
	LCS 320-96189/2-A		320-16390-1	Arsenic	105	80	120
	LCS 320-96189/2-A		320-16390-1	Barium	99	80	120
	LCS 320-96189/2-A		320-16390-1	Beryllium	91	80	120
	LCS 320-96189/2-A		320-16390-1	Cadmium	96	80	120
	LCS 320-96189/2-A		320-16390-1	Chromium	93	80	120
	LCS 320-96189/2-A		320-16390-1	Cobalt	95	80	120
	LCS 320-96189/2-A		320-16390-1	Copper	94	80	120
	LCS 320-96189/2-A		320-16390-1	Lead	96	80	120
	LCS 320-96189/2-A		320-16390-1	Nickel	94	80	120
	LCS 320-96189/2-A		320-16390-1	Selenium	102	80	120
	LCS 320-96189/2-A		320-16390-1	Silver	96	80	120
	LCS 320-96189/2-A		320-16390-1	Thallium	98	80	120
	LCS 320-96189/2-A		320-16390-1	Tin	99	80	120
	LCS 320-96189/2-A		320-16390-1	Vanadium	95	80	120
	LCS 320-96189/2-A		320-16390-1	Zinc	103	80	120
	LCS 320-96190/2-A	WATER	320-16390-1	Antimony	111	80	120
	LCS 320-96190/2-A		320-16345-1	Antimony	111	80	120
	LCS 320-96190/2-A		320-16371-1	Antimony	111	80	120
	LCS 320-96190/2-A		320-16371-1	Arsenic	106	80	120
	LCS 320-96190/2-A		320-16390-1	Arsenic	106	80	120
	LCS 320-96190/2-A		320-16345-1	Arsenic	106	80	120
	LCS 320-96190/2-A		320-16371-1	Barium	103	80	120

Table 6. Laboratory Control Samples Data Summary for Discrete Soil Samples for the Open Detonation Unit, Kirtland Air Force Base, December 2015

Method	LabSample ID	Matrix	SDG	Analyte	% Recovery	Lower Control Limit	Upper Control Limit
SW6020							
	LCS 320-96190/2-A	WATER	320-16390-1	Barium	103	80	120
	LCS 320-96190/2-A		320-16345-1	Barium	103	80	120
	LCS 320-96190/2-A		320-16345-1	Beryllium	104	80	120
	LCS 320-96190/2-A		320-16390-1	Beryllium	104	80	120
	LCS 320-96190/2-A		320-16371-1	Beryllium	104	80	120
	LCS 320-96190/2-A		320-16390-1	Cadmium	102	80	120
	LCS 320-96190/2-A		320-16371-1	Cadmium	102	80	120
	LCS 320-96190/2-A		320-16345-1	Cadmium	102	80	120
	LCS 320-96190/2-A		320-16371-1	Chromium	104	80	120
	LCS 320-96190/2-A		320-16390-1	Chromium	104	80	120
	LCS 320-96190/2-A		320-16345-1	Chromium	104	80	120
	LCS 320-96190/2-A		320-16390-1	Cobalt	104	80	120
	LCS 320-96190/2-A		320-16371-1	Cobalt	104	80	120
	LCS 320-96190/2-A		320-16345-1	Cobalt	104	80	120
	LCS 320-96190/2-A		320-16371-1	Copper	105	80	120
	LCS 320-96190/2-A		320-16390-1	Copper	105	80	120
	LCS 320-96190/2-A		320-16345-1	Copper	105	80	120
	LCS 320-96190/2-A		320-16345-1	Lead	102	80	120
	LCS 320-96190/2-A		320-16371-1	Lead	102	80	120
	LCS 320-96190/2-A		320-16390-1	Lead	102	80	120
	LCS 320-96190/2-A		320-16345-1	Nickel	102	80	120
	LCS 320-96190/2-A		320-16371-1	Nickel	102	80	120
	LCS 320-96190/2-A		320-16390-1	Nickel	102	80	120
	LCS 320-96190/2-A		320-16390-1	Selenium	113	80	120
	LCS 320-96190/2-A		320-16371-1	Selenium	113	80	120
	LCS 320-96190/2-A		320-16345-1	Selenium	113	80	120
	LCS 320-96190/2-A		320-16390-1	Silver	103	80	120
	LCS 320-96190/2-A		320-16345-1	Silver	103	80	120
	LCS 320-96190/2-A		320-16371-1	Silver	103	80	120
	LCS 320-96190/2-A		320-16390-1	Thallium	105	80	120
	LCS 320-96190/2-A		320-16371-1	Thallium	105	80	120
	LCS 320-96190/2-A		320-16345-1	Thallium	105	80	120
	LCS 320-96190/2-A		320-16390-1	Tin	104	80	120
	LCS 320-96190/2-A		320-16371-1	Tin	104	80	120
	LCS 320-96190/2-A		320-16345-1	Tin	104	80	120
	LCS 320-96190/2-A		320-16345-1	Vanadium	104	80	120
	LCS 320-96190/2-A		320-16371-1	Vanadium	104	80	120
	LCS 320-96190/2-A		320-16390-1	Vanadium	104	80	120
	LCS 320-96190/2-A		320-16390-1	Zinc	105	80	120
	LCS 320-96190/2-A		320-16345-1	Zinc	105	80	120
	LCS 320-96190/2-A		320-16371-1	Zinc	105	80	120
SW6850							

Table 6. Laboratory Control Samples Data Summary for Discrete Soil Samples for the Open Detonation Unit, Kirtland Air Force Base, December 2015

Method	LabSample ID	Matrix	SDG	Analyte	% Recovery	Lower Control Limit	Upper Control Limit
SW6850							
	LCS 320-95226/2-A	SOIL	320-16371-1	Perchlorate	96	80	120
	LCS 320-95257/2-A		320-16371-1	Perchlorate	95	80	120
	LCS 320-95311/2-A		320-16345-1	Perchlorate	95	80	120
	LCS 320-95396/2-A	WATER	320-16345-1	Perchlorate	99	80	120
	LCS 320-95396/2-A		320-16371-1	Perchlorate	99	80	120
	LCS 320-95396/2-A		320-16390-1	Perchlorate	99	80	120
	LCS 320-95432/2-A	SOIL	320-16390-1	Perchlorate	94	80	120
	LCS 320-95472/2-A		320-16390-1	Perchlorate	97	80	120
SW7470A							
	LCS 320-96492/12-A	WATER	320-16345-1	Mercury	102	80	120
	LCS 320-96492/12-A		320-16390-1	Mercury	102	80	120
	LCS 320-96492/12-A		320-16371-1	Mercury	102	80	120
SW7471							
	LCS 320-95627/12-A	SOIL	320-16371-1	Mercury	101	80	120
	LCS 320-96235/12-A		320-16345-1	Mercury	94	80	120
	LCS 320-96242/12-A		320-16345-1	Mercury	93	80	120
	LCS 320-96255/12-A		320-16371-1	Mercury	95	80	120
	LCS 320-96558/12-A		320-16390-1	Mercury	101	80	120
	LCS 320-96558/12-A		320-16371-1	Mercury	101	80	120
	LCS 320-96614/12-A		320-16390-1	Mercury	99	80	120
	LCS 320-96988/12-A		320-16390-1	Mercury	96	80	120
SW8260B							
	LCS 280-308208/6	WATER	320-16345-1	1,1,1-Trichloroethane	103	65	130
	LCS 280-308208/6		320-16345-1	1,1,2,2-Tetrachloroethane	98	65	130
	LCS 280-308208/6		320-16345-1	1,1,2-Trichloro-1,2,2-trifluoroet	107	64	125
	LCS 280-308208/6		320-16345-1	1,1,2-Trichloroethane	97	70	125
	LCS 280-308208/6		320-16345-1	1,1-Dichloroethane	103	70	135
	LCS 280-308208/6		320-16345-1	1,1-Dichloroethene	108	70	130
	LCS 280-308208/6		320-16345-1	1,2,3-Trichlorobenzene	97	55	140
	LCS 280-308208/6		320-16345-1	1,2,3-Trichloropropane	98	75	125
	LCS 280-308208/6		320-16345-1	1,2,4-Trichlorobenzene	101	65	135
	LCS 280-308208/6		320-16345-1	1,2,4-Trimethylbenzene	107	75	130
	LCS 280-308208/6		320-16345-1	1,2-Dibromo-3-Chloropropane	100	50	130
	LCS 280-308208/6		320-16345-1	1,2-Dibromoethane (EDB)	97	80	120
	LCS 280-308208/6		320-16345-1	1,2-Dichlorobenzene	102	70	120
	LCS 280-308208/6		320-16345-1	1,2-Dichloroethane	94	70	130
	LCS 280-308208/6		320-16345-1	1,2-Dichloropropane	98	75	125
	LCS 280-308208/6		320-16345-1	1,3,5-Trimethylbenzene	107	75	130
	LCS 280-308208/6		320-16345-1	1,3-Dichlorobenzene	104	75	125
	LCS 280-308208/6		320-16345-1	1,4-Dichlorobenzene	105	75	125
	LCS 280-308208/6		320-16345-1	1,4-Dioxane	88	29	168
	LCS 280-308208/6		320-16345-1	2-Butanone (MEK)	92	30	150

Table 6. Laboratory Control Samples Data Summary for Discrete Soil Samples for the Open Detonation Unit, Kirtland Air Force Base, December 2015

Method	LabSample ID	Matrix	SDG	Analyte	% Recovery	Lower Control Limit	Upper Control Limit
SW8260B							
	LCS 280-308208/6	WATER	320-16345-1	2-Hexanone	80	55	130
	LCS 280-308208/6		320-16345-1	4-Methyl-2-pentanone (MIBK)	86	60	135
	LCS 280-308208/6		320-16345-1	Acetone	93	40	140
	LCS 280-308208/6		320-16345-1	Benzene	104	80	120
	LCS 280-308208/6		320-16345-1	Bromochloromethane	96	65	130
	LCS 280-308208/6		320-16345-1	Bromodichloromethane	95	65	130
	LCS 280-308208/6		320-16345-1	Bromoform	93	70	120
	LCS 280-308208/6		320-16345-1	Bromomethane	76	30	145
	LCS 280-308208/6		320-16345-1	Carbon disulfide	104	35	160
	LCS 280-308208/6		320-16345-1	Carbon tetrachloride	111	65	140
	LCS 280-308208/6		320-16345-1	Chlorobenzene	106	80	120
	LCS 280-308208/6		320-16345-1	Chloroethane	78	60	135
	LCS 280-308208/6		320-16345-1	Chloroform	100	65	135
	LCS 280-308208/6		320-16345-1	Chloromethane	64	40	125
	LCS 280-308208/6		320-16345-1	cis-1,2-Dichloroethene	102	70	125
	LCS 280-308208/6		320-16345-1	cis-1,3-Dichloropropene	101	70	130
	LCS 280-308208/6		320-16345-1	Cyclohexane	108	65	121
	LCS 280-308208/6		320-16345-1	Dibromochloromethane	94	60	135
	LCS 280-308208/6		320-16345-1	Dichlorodifluoromethane	83	30	155
	LCS 280-308208/6		320-16345-1	Ethylbenzene	106	75	125
	LCS 280-308208/6		320-16345-1	Isopropylbenzene	111	75	125
	LCS 280-308208/6		320-16345-1	Methyl Acetate	97	56	144
	LCS 280-308208/6		320-16345-1	Methyl cyclohexane	109	67	124
	LCS 280-308208/6		320-16345-1	Methyl tert-butyl ether	90	71	125
	LCS 280-308208/6		320-16345-1	Methylene Chloride	101	55	140
	LCS 280-308208/6		320-16345-1	m-Xylene & p-Xylene	108	75	130
	LCS 280-308208/6		320-16345-1	Naphthalene	79	55	140
	LCS 280-308208/6		320-16345-1	o-Xylene	106	80	120
	LCS 280-308208/6		320-16345-1	Styrene	89	65	135
	LCS 280-308208/6		320-16345-1	Tetrachloroethene	115	45	150
	LCS 280-308208/6		320-16345-1	Toluene	106	75	120
	LCS 280-308208/6		320-16345-1	trans-1,2-Dichloroethene	108	60	140
	LCS 280-308208/6		320-16345-1	trans-1,3-Dichloropropene	100	55	140
	LCS 280-308208/6		320-16345-1	Trichloroethene	106	70	125
	LCS 280-308208/6		320-16345-1	Trichlorofluoromethane	85	60	145
	LCS 280-308208/6		320-16345-1	Vinyl chloride	71	50	136
	LCS 280-308322/4		320-16371-1	1,1,1-Trichloroethane	100	65	130
	LCS 280-308322/4		320-16371-1	1,1,2,2-Tetrachloroethane	96	65	130
	LCS 280-308322/4		320-16371-1	1,1,2-Trichloro-1,2,2-trifluoroet	102	64	125
	LCS 280-308322/4		320-16371-1	1,1,2-Trichloroethane	94	70	125
	LCS 280-308322/4		320-16371-1	1,1-Dichloroethane	100	70	135
	LCS 280-308322/4		320-16371-1	1,1-Dichloroethene	102	70	130

Table 6. Laboratory Control Samples Data Summary for Discrete Soil Samples for the Open Detonation Unit, Kirtland Air Force Base, December 2015

Method	LabSample ID	Matrix	SDG	Analyte	% Recovery	Lower Control Limit	Upper Control Limit
SW8260B							
	LCS 280-308322/4	WATER	320-16371-1	1,2,3-Trichlorobenzene	87	55	140
	LCS 280-308322/4		320-16371-1	1,2,3-Trichloropropane	98	75	125
	LCS 280-308322/4		320-16371-1	1,2,4-Trichlorobenzene	92	65	135
	LCS 280-308322/4		320-16371-1	1,2,4-Trimethylbenzene	102	75	130
	LCS 280-308322/4		320-16371-1	1,2-Dibromo-3-Chloropropane	92	50	130
	LCS 280-308322/4		320-16371-1	1,2-Dibromoethane (EDB)	96	80	120
	LCS 280-308322/4		320-16371-1	1,2-Dichlorobenzene	99	70	120
	LCS 280-308322/4		320-16371-1	1,2-Dichloroethane	93	70	130
	LCS 280-308322/4		320-16371-1	1,2-Dichloropropane	96	75	125
	LCS 280-308322/4		320-16371-1	1,3,5-Trimethylbenzene	104	75	130
	LCS 280-308322/4		320-16371-1	1,3-Dichlorobenzene	100	75	125
	LCS 280-308322/4		320-16371-1	1,4-Dichlorobenzene	102	75	125
	LCS 280-308322/4		320-16371-1	1,4-Dioxane	89	29	168
	LCS 280-308322/4		320-16371-1	2-Butanone (MEK)	95	30	150
	LCS 280-308322/4		320-16371-1	2-Hexanone	83	55	130
	LCS 280-308322/4		320-16371-1	4-Methyl-2-pentanone (MIBK)	89	60	135
	LCS 280-308322/4		320-16371-1	Acetone	104	40	140
	LCS 280-308322/4		320-16371-1	Benzene	101	80	120
	LCS 280-308322/4		320-16371-1	Bromochloromethane	95	65	130
	LCS 280-308322/4		320-16371-1	Bromodichloromethane	93	65	130
	LCS 280-308322/4		320-16371-1	Bromoform	81	70	120
	LCS 280-308322/4		320-16371-1	Bromomethane	103	30	145
	LCS 280-308322/4		320-16371-1	Carbon disulfide	112	35	160
	LCS 280-308322/4		320-16371-1	Carbon tetrachloride	104	65	140
	LCS 280-308322/4		320-16371-1	Chlorobenzene	102	80	120
	LCS 280-308322/4		320-16371-1	Chloroethane	102	60	135
	LCS 280-308322/4		320-16371-1	Chloroform	98	65	135
	LCS 280-308322/4		320-16371-1	Chloromethane	103	40	125
	LCS 280-308322/4		320-16371-1	cis-1,2-Dichloroethene	98	70	125
	LCS 280-308322/4		320-16371-1	cis-1,3-Dichloropropene	99	70	130
	LCS 280-308322/4		320-16371-1	Cyclohexane	105	65	121
	LCS 280-308322/4		320-16371-1	Dibromochloromethane	89	60	135
	LCS 280-308322/4		320-16371-1	Dichlorodifluoromethane	112	30	155
	LCS 280-308322/4		320-16371-1	Ethylbenzene	103	75	125
	LCS 280-308322/4		320-16371-1	Isopropylbenzene	108	75	125
	LCS 280-308322/4		320-16371-1	Methyl Acetate	99	56	144
	LCS 280-308322/4		320-16371-1	Methyl cyclohexane	105	67	124
	LCS 280-308322/4		320-16371-1	Methyl tert-butyl ether	91	71	125
	LCS 280-308322/4		320-16371-1	Methylene Chloride	101	55	140
	LCS 280-308322/4		320-16371-1	m-Xylene & p-Xylene	104	75	130
	LCS 280-308322/4		320-16371-1	Naphthalene	76	55	140
	LCS 280-308322/4		320-16371-1	o-Xylene	102	80	120

Table 6. Laboratory Control Samples Data Summary for Discrete Soil Samples for the Open Detonation Unit, Kirtland Air Force Base, December 2015

Method	LabSample ID	Matrix	SDG	Analyte	% Recovery	Lower Control Limit	Upper Control Limit
SW8260B							
	LCS 280-308322/4	WATER	320-16371-1	Styrene	75	65	135
	LCS 280-308322/4		320-16371-1	Tetrachloroethene	109	45	150
	LCS 280-308322/4		320-16371-1	Toluene	101	75	120
	LCS 280-308322/4		320-16371-1	trans-1,2-Dichloroethene	103	60	140
	LCS 280-308322/4		320-16371-1	trans-1,3-Dichloropropene	96	55	140
	LCS 280-308322/4		320-16371-1	Trichloroethene	102	70	125
	LCS 280-308322/4		320-16371-1	Trichlorofluoromethane	113	60	145
	LCS 280-308322/4		320-16371-1	Vinyl chloride	106	50	136
	LCS 280-308561/4		320-16390-1	1,1,1-Trichloroethane	101	65	130
	LCS 280-308561/4		320-16390-1	1,1,2,2-Tetrachloroethane	102	65	130
	LCS 280-308561/4		320-16390-1	1,1,2-Trichloro-1,2,2-trifluoroet	97	64	125
	LCS 280-308561/4		320-16390-1	1,1,2-Trichloroethane	99	70	125
	LCS 280-308561/4		320-16390-1	1,1-Dichloroethane	107	70	135
	LCS 280-308561/4		320-16390-1	1,1-Dichloroethene	101	70	130
	LCS 280-308561/4		320-16390-1	1,2,3-Trichlorobenzene	98	55	140
	LCS 280-308561/4		320-16390-1	1,2,3-Trichloropropane	100	75	125
	LCS 280-308561/4		320-16390-1	1,2,4-Trichlorobenzene	99	65	135
	LCS 280-308561/4		320-16390-1	1,2,4-Trimethylbenzene	106	75	130
	LCS 280-308561/4		320-16390-1	1,2-Dibromo-3-Chloropropane	103	50	130
	LCS 280-308561/4		320-16390-1	1,2-Dibromoethane (EDB)	101	80	120
	LCS 280-308561/4		320-16390-1	1,2-Dichlorobenzene	102	70	120
	LCS 280-308561/4		320-16390-1	1,2-Dichloroethane	102	70	130
	LCS 280-308561/4		320-16390-1	1,2-Dichloropropane	104	75	125
	LCS 280-308561/4		320-16390-1	1,3,5-Trimethylbenzene	107	75	130
	LCS 280-308561/4		320-16390-1	1,3-Dichlorobenzene	104	75	125
	LCS 280-308561/4		320-16390-1	1,4-Dichlorobenzene	105	75	125
	LCS 280-308561/4		320-16390-1	1,4-Dioxane	98	29	168
	LCS 280-308561/4		320-16390-1	2-Butanone (MEK)	100	30	150
	LCS 280-308561/4		320-16390-1	2-Hexanone	87	55	130
	LCS 280-308561/4		320-16390-1	4-Methyl-2-pentanone (MIBK)	95	60	135
	LCS 280-308561/4		320-16390-1	Acetone	103	40	140
	LCS 280-308561/4		320-16390-1	Benzene	105	80	120
	LCS 280-308561/4		320-16390-1	Bromochloromethane	103	65	130
	LCS 280-308561/4		320-16390-1	Bromodichloromethane	101	65	130
	LCS 280-308561/4		320-16390-1	Bromoform	95	70	120
	LCS 280-308561/4		320-16390-1	Bromomethane	101	30	145
	LCS 280-308561/4		320-16390-1	Carbon disulfide	105	35	160
	LCS 280-308561/4		320-16390-1	Carbon tetrachloride	103	65	140
	LCS 280-308561/4		320-16390-1	Chlorobenzene	105	80	120
	LCS 280-308561/4		320-16390-1	Chloroethane	97	60	135
	LCS 280-308561/4		320-16390-1	Chloroform	104	65	135
	LCS 280-308561/4		320-16390-1	Chloromethane	101	40	125

Table 6. Laboratory Control Samples Data Summary for Discrete Soil Samples for the Open Detonation Unit, Kirtland Air Force Base, December 2015

Method	LabSample ID	Matrix	SDG	Analyte	% Recovery	Lower Control Limit	Upper Control Limit
SW8260B							
	LCS 280-308561/4	WATER	320-16390-1	cis-1,2-Dichloroethene	103	70	125
	LCS 280-308561/4		320-16390-1	cis-1,3-Dichloropropene	108	70	130
	LCS 280-308561/4		320-16390-1	Cyclohexane	103	65	121
	LCS 280-308561/4		320-16390-1	Dibromochloromethane	98	60	135
	LCS 280-308561/4		320-16390-1	Dichlorodifluoromethane	104	30	155
	LCS 280-308561/4		320-16390-1	Ethylbenzene	104	75	125
	LCS 280-308561/4		320-16390-1	Isopropylbenzene	108	75	125
	LCS 280-308561/4		320-16390-1	Methyl Acetate	107	56	144
	LCS 280-308561/4		320-16390-1	Methyl cyclohexane	104	67	124
	LCS 280-308561/4		320-16390-1	Methyl tert-butyl ether	99	71	125
	LCS 280-308561/4		320-16390-1	Methylene Chloride	107	55	140
	LCS 280-308561/4		320-16390-1	m-Xylene & p-Xylene	106	75	130
	LCS 280-308561/4		320-16390-1	Naphthalene	85	55	140
	LCS 280-308561/4		320-16390-1	o-Xylene	107	80	120
	LCS 280-308561/4		320-16390-1	Styrene	86	65	135
	LCS 280-308561/4		320-16390-1	Tetrachloroethene	106	45	150
	LCS 280-308561/4		320-16390-1	Toluene	106	75	120
	LCS 280-308561/4		320-16390-1	trans-1,2-Dichloroethene	106	60	140
	LCS 280-308561/4		320-16390-1	trans-1,3-Dichloropropene	108	55	140
	LCS 280-308561/4		320-16390-1	Trichloroethene	107	70	125
	LCS 280-308561/4		320-16390-1	Trichlorofluoromethane	101	60	145
	LCS 280-308561/4		320-16390-1	Vinyl chloride	102	50	136
	LCS 320-95007/6	SOIL	320-16345-1	1,1,1-Trichloroethane	99	70	135
	LCS 320-95007/6		320-16345-1	1,1,2,2-Tetrachloroethane	101	55	130
	LCS 320-95007/6		320-16345-1	1,1,2-Trichloro-1,2,2-trifluoroet	89	50	150
	LCS 320-95007/6		320-16345-1	1,1,2-Trichloroethane	112	60	125
	LCS 320-95007/6		320-16345-1	1,1-Dichloroethane	96	75	125
	LCS 320-95007/6		320-16345-1	1,1-Dichloroethene	100	65	135
	LCS 320-95007/6		320-16345-1	1,2,3-Trichlorobenzene	107	60	135
	LCS 320-95007/6		320-16345-1	1,2,3-Trichloropropane	109	65	130
	LCS 320-95007/6		320-16345-1	1,2,4-Trichlorobenzene	115	65	130
	LCS 320-95007/6		320-16345-1	1,2,4-Trimethylbenzene	103	65	135
	LCS 320-95007/6		320-16345-1	1,2-Dibromo-3-Chloropropane	91	40	135
	LCS 320-95007/6		320-16345-1	1,2-Dibromoethane (EDB)	107	70	125
	LCS 320-95007/6		320-16345-1	1,2-Dichlorobenzene	98	75	120
	LCS 320-95007/6		320-16345-1	1,2-Dichloroethane	100	70	135
	LCS 320-95007/6		320-16345-1	1,2-Dichloropropane	105	70	120
	LCS 320-95007/6		320-16345-1	1,3,5-Trimethylbenzene	101	65	135
	LCS 320-95007/6		320-16345-1	1,3-Dichlorobenzene	110	70	125
	LCS 320-95007/6		320-16345-1	1,4-Dichlorobenzene	110	70	125
	LCS 320-95007/6		320-16345-1	1,4-Dioxane	95	47	151
	LCS 320-95007/6		320-16345-1	2-Butanone (MEK)	114	30	160

Table 6. Laboratory Control Samples Data Summary for Discrete Soil Samples for the Open Detonation Unit, Kirtland Air Force Base, December 2015

Method	LabSample ID	Matrix	SDG	Analyte	% Recovery	Lower Control Limit	Upper Control Limit
SW8260B							
	LCS 320-95007/6	SOIL	320-16345-1	2-Hexanone	135	45	145
	LCS 320-95007/6		320-16345-1	4-Methyl-2-pentanone (MIBK)	103	45	145
	LCS 320-95007/6		320-16345-1	Acetone	106	20	160
	LCS 320-95007/6		320-16345-1	Benzene	100	75	125
	LCS 320-95007/6		320-16345-1	Bromochloromethane	100	70	125
	LCS 320-95007/6		320-16345-1	Bromodichloromethane	105	70	130
	LCS 320-95007/6		320-16345-1	Bromoform	105	55	135
	LCS 320-95007/6		320-16345-1	Bromomethane	81	30	160
	LCS 320-95007/6		320-16345-1	Carbon disulfide	98	45	160
	LCS 320-95007/6		320-16345-1	Carbon tetrachloride	104	65	135
	LCS 320-95007/6		320-16345-1	Chlorobenzene	102	75	125
	LCS 320-95007/6		320-16345-1	Chloroethane	81	40	155
	LCS 320-95007/6		320-16345-1	Chloroform	98	70	125
	LCS 320-95007/6		320-16345-1	Chloromethane	75	50	130
	LCS 320-95007/6		320-16345-1	cis-1,2-Dichloroethene	100	65	125
	LCS 320-95007/6		320-16345-1	cis-1,3-Dichloropropene	117	70	125
	LCS 320-95007/6		320-16345-1	Dibromochloromethane	100	65	130
	LCS 320-95007/6		320-16345-1	Dichlorodifluoromethane	94	35	135
	LCS 320-95007/6		320-16345-1	Ethylbenzene	100	75	125
	LCS 320-95007/6		320-16345-1	Isopropylbenzene	94	75	130
	LCS 320-95007/6		320-16345-1	Methyl tert-butyl ether	105	66	146
	LCS 320-95007/6		320-16345-1	Methylene Chloride	96	55	140
	LCS 320-95007/6		320-16345-1	m-Xylene & p-Xylene	101	80	125
	LCS 320-95007/6		320-16345-1	Naphthalene	105	40	125
	LCS 320-95007/6		320-16345-1	o-Xylene	96	75	125
	LCS 320-95007/6		320-16345-1	Styrene	103	75	125
	LCS 320-95007/6		320-16345-1	Tetrachloroethene	107	65	140
	LCS 320-95007/6		320-16345-1	Toluene	111	70	125
	LCS 320-95007/6		320-16345-1	trans-1,2-Dichloroethene	103	65	135
	LCS 320-95007/6		320-16345-1	trans-1,3-Dichloropropene	119	65	125
	LCS 320-95007/6		320-16345-1	Trichloroethene	109	75	125
	LCS 320-95007/6		320-16345-1	Trichlorofluoromethane	92	25	185
	LCS 320-95007/6		320-16345-1	Vinyl chloride	74	60	125
	LCS 320-95113/4		320-16345-1	1,1,1-Trichloroethane	97	70	135
	LCS 320-95113/4		320-16345-1	1,1,2,2-Tetrachloroethane	97	55	130
	LCS 320-95113/4		320-16345-1	1,1,2-Trichloro-1,2,2-trifluoroet	89	50	150
	LCS 320-95113/4		320-16345-1	1,1,2-Trichloroethane	87	60	125
	LCS 320-95113/4		320-16345-1	1,1-Dichloroethane	94	75	125
	LCS 320-95113/4		320-16345-1	1,1-Dichloroethene	95	65	135
	LCS 320-95113/4		320-16345-1	1,2,3-Trichlorobenzene	117	60	135
	LCS 320-95113/4		320-16345-1	1,2,3-Trichloropropane	100	65	130
	LCS 320-95113/4		320-16345-1	1,2,4-Trichlorobenzene	122	65	130

Table 6. Laboratory Control Samples Data Summary for Discrete Soil Samples for the Open Detonation Unit, Kirtland Air Force Base, December 2015

Method	LabSample ID	Matrix	SDG	Analyte	% Recovery	Lower Control Limit	Upper Control Limit
SW8260B							
	LCS 320-95113/4	SOIL	320-16345-1	1,2,4-Trimethylbenzene	109	65	135
	LCS 320-95113/4		320-16345-1	1,2-Dibromo-3-Chloropropane	98	40	135
	LCS 320-95113/4		320-16345-1	1,2-Dibromoethane (EDB)	97	70	125
	LCS 320-95113/4		320-16345-1	1,2-Dichlorobenzene	103	75	120
	LCS 320-95113/4		320-16345-1	1,2-Dichloroethane	97	70	135
	LCS 320-95113/4		320-16345-1	1,2-Dichloropropane	95	70	120
	LCS 320-95113/4		320-16345-1	1,3,5-Trimethylbenzene	106	65	135
	LCS 320-95113/4		320-16345-1	1,3-Dichlorobenzene	111	70	125
	LCS 320-95113/4		320-16345-1	1,4-Dichlorobenzene	111	70	125
	LCS 320-95113/4		320-16345-1	1,4-Dioxane	98	47	151
	LCS 320-95113/4		320-16345-1	2-Butanone (MEK)	114	30	160
	LCS 320-95113/4		320-16345-1	2-Hexanone	127	45	145
	LCS 320-95113/4		320-16345-1	4-Methyl-2-pentanone (MIBK)	100	45	145
	LCS 320-95113/4		320-16345-1	Acetone	117	20	160
	LCS 320-95113/4		320-16345-1	Benzene	99	75	125
	LCS 320-95113/4		320-16345-1	Bromochloromethane	96	70	125
	LCS 320-95113/4		320-16345-1	Bromodichloromethane	86	70	130
	LCS 320-95113/4		320-16345-1	Bromoform	107	55	135
	LCS 320-95113/4		320-16345-1	Bromomethane	92	30	160
	LCS 320-95113/4		320-16345-1	Carbon disulfide	95	45	160
	LCS 320-95113/4		320-16345-1	Carbon tetrachloride	99	65	135
	LCS 320-95113/4		320-16345-1	Chlorobenzene	97	75	125
	LCS 320-95113/4		320-16345-1	Chloroethane	92	40	155
	LCS 320-95113/4		320-16345-1	Chloroform	93	70	125
	LCS 320-95113/4		320-16345-1	Chloromethane	96	50	130
	LCS 320-95113/4		320-16345-1	cis-1,2-Dichloroethene	87	65	125
	LCS 320-95113/4		320-16345-1	cis-1,3-Dichloropropene	90	70	125
	LCS 320-95113/4		320-16345-1	Dibromochloromethane	100	65	130
	LCS 320-95113/4		320-16345-1	Dichlorodifluoromethane	107	35	135
	LCS 320-95113/4		320-16345-1	Ethylbenzene	98	75	125
	LCS 320-95113/4		320-16345-1	Isopropylbenzene	98	75	130
	LCS 320-95113/4		320-16345-1	Methyl tert-butyl ether	93	66	146
	LCS 320-95113/4		320-16345-1	Methylene Chloride	94	55	140
	LCS 320-95113/4		320-16345-1	m-Xylene & p-Xylene	102	80	125
	LCS 320-95113/4		320-16345-1	Naphthalene	109	40	125
	LCS 320-95113/4		320-16345-1	o-Xylene	98	75	125
	LCS 320-95113/4		320-16345-1	Styrene	100	75	125
	LCS 320-95113/4		320-16345-1	Tetrachloroethene	111	65	140
	LCS 320-95113/4		320-16345-1	Toluene	90	70	125
	LCS 320-95113/4		320-16345-1	trans-1,2-Dichloroethene	90	65	135
	LCS 320-95113/4		320-16345-1	trans-1,3-Dichloropropene	89	65	125
	LCS 320-95113/4		320-16345-1	Trichloroethene	104	75	125

Table 6. Laboratory Control Samples Data Summary for Discrete Soil Samples for the Open Detonation Unit, Kirtland Air Force Base, December 2015

Method	LabSample ID	Matrix	SDG	Analyte	% Recovery	Lower Control Limit	Upper Control Limit
SW8260B							
	LCS 320-95113/4	SOIL	320-16345-1	Trichlorofluoromethane	98	25	185
	LCS 320-95113/4		320-16345-1	Vinyl chloride	86	60	125
	LCS 320-95328/4		320-16371-1	1,1,1-Trichloroethane	99	70	135
	LCS 320-95328/4		320-16371-1	1,1,2,2-Tetrachloroethane	104	55	130
	LCS 320-95328/4		320-16371-1	1,1,2-Trichloro-1,2,2-trifluoroet	84	50	150
	LCS 320-95328/4		320-16371-1	1,1,2-Trichloroethane	96	60	125
	LCS 320-95328/4		320-16371-1	1,1-Dichloroethane	96	75	125
	LCS 320-95328/4		320-16371-1	1,1-Dichloroethene	85	65	135
	LCS 320-95328/4		320-16371-1	1,2,3-Trichlorobenzene	119	60	135
	LCS 320-95328/4		320-16371-1	1,2,3-Trichloropropane	102	65	130
	LCS 320-95328/4		320-16371-1	1,2,4-Trichlorobenzene	122	65	130
	LCS 320-95328/4		320-16371-1	1,2,4-Trimethylbenzene	103	65	135
	LCS 320-95328/4		320-16371-1	1,2-Dibromo-3-Chloropropane	100	40	135
	LCS 320-95328/4		320-16371-1	1,2-Dibromoethane (EDB)	112	70	125
	LCS 320-95328/4		320-16371-1	1,2-Dichlorobenzene	101	75	120
	LCS 320-95328/4		320-16371-1	1,2-Dichloroethane	98	70	135
	LCS 320-95328/4		320-16371-1	1,2-Dichloropropane	102	70	120
	LCS 320-95328/4		320-16371-1	1,3,5-Trimethylbenzene	101	65	135
	LCS 320-95328/4		320-16371-1	1,3-Dichlorobenzene	108	70	125
	LCS 320-95328/4		320-16371-1	1,4-Dichlorobenzene	105	70	125
	LCS 320-95328/4		320-16371-1	1,4-Dioxane	91	47	151
	LCS 320-95328/4		320-16371-1	2-Butanone (MEK)	117	30	160
	LCS 320-95328/4		320-16371-1	2-Hexanone	122	45	145
	LCS 320-95328/4		320-16371-1	4-Methyl-2-pentanone (MIBK)	95	45	145
	LCS 320-95328/4		320-16371-1	Acetone	91	20	160
	LCS 320-95328/4		320-16371-1	Benzene	100	75	125
	LCS 320-95328/4		320-16371-1	Bromochloromethane	104	70	125
	LCS 320-95328/4		320-16371-1	Bromodichloromethane	101	70	130
	LCS 320-95328/4		320-16371-1	Bromoform	112	55	135
	LCS 320-95328/4		320-16371-1	Bromomethane	75	30	160
	LCS 320-95328/4		320-16371-1	Carbon disulfide	85	45	160
	LCS 320-95328/4		320-16371-1	Carbon tetrachloride	101	65	135
	LCS 320-95328/4		320-16371-1	Chlorobenzene	98	75	125
	LCS 320-95328/4		320-16371-1	Chloroethane	76	40	155
	LCS 320-95328/4		320-16371-1	Chloroform	97	70	125
	LCS 320-95328/4		320-16371-1	Chloromethane	87	50	130
	LCS 320-95328/4		320-16371-1	cis-1,2-Dichloroethene	99	65	125
	LCS 320-95328/4		320-16371-1	cis-1,3-Dichloropropene	102	70	125
	LCS 320-95328/4		320-16371-1	Dibromochloromethane	111	65	130
	LCS 320-95328/4		320-16371-1	Dichlorodifluoromethane	103	35	135
	LCS 320-95328/4		320-16371-1	Ethylbenzene	99	75	125
	LCS 320-95328/4		320-16371-1	Isopropylbenzene	100	75	130

Table 6. Laboratory Control Samples Data Summary for Discrete Soil Samples for the Open Detonation Unit, Kirtland Air Force Base, December 2015

Method	LabSample ID	Matrix	SDG	Analyte	% Recovery	Lower Control Limit	Upper Control Limit
SW8260B							
	LCS 320-95328/4	SOIL	320-16371-1	Methyl tert-butyl ether	102	66	146
	LCS 320-95328/4		320-16371-1	Methylene Chloride	89	55	140
	LCS 320-95328/4		320-16371-1	m-Xylene & p-Xylene	103	80	125
	LCS 320-95328/4		320-16371-1	Naphthalene	112	40	125
	LCS 320-95328/4		320-16371-1	o-Xylene	104	75	125
	LCS 320-95328/4		320-16371-1	Styrene	107	75	125
	LCS 320-95328/4		320-16371-1	Tetrachloroethene	118	65	140
	LCS 320-95328/4		320-16371-1	Toluene	97	70	125
	LCS 320-95328/4		320-16371-1	trans-1,2-Dichloroethene	100	65	135
	LCS 320-95328/4		320-16371-1	trans-1,3-Dichloropropene	97	65	125
	LCS 320-95328/4		320-16371-1	Trichloroethene	104	75	125
	LCS 320-95328/4		320-16371-1	Trichlorofluoromethane	85	25	185
	LCS 320-95328/4		320-16371-1	Vinyl chloride	76	60	125
	LCS 320-95586/4		320-16371-1	1,1,1-Trichloroethane	108	70	135
	LCS 320-95586/4		320-16371-1	1,1,2,2-Tetrachloroethane	102	55	130
	LCS 320-95586/4		320-16371-1	1,1,2-Trichloro-1,2,2-trifluoroet	108	50	150
	LCS 320-95586/4		320-16371-1	1,1,2-Trichloroethane	104	60	125
	LCS 320-95586/4		320-16371-1	1,1-Dichloroethane	99	75	125
	LCS 320-95586/4		320-16371-1	1,1-Dichloroethene	105	65	135
	LCS 320-95586/4		320-16371-1	1,2,3-Trichlorobenzene	125	60	135
	LCS 320-95586/4		320-16371-1	1,2,3-Trichloropropane	104	65	130
	LCS 320-95586/4		320-16371-1	1,2,4-Trichlorobenzene	124	65	130
	LCS 320-95586/4		320-16371-1	1,2,4-Trimethylbenzene	112	65	135
	LCS 320-95586/4		320-16371-1	1,2-Dibromo-3-Chloropropane	95	40	135
	LCS 320-95586/4		320-16371-1	1,2-Dibromoethane (EDB)	95	70	125
	LCS 320-95586/4		320-16371-1	1,2-Dichlorobenzene	108	75	120
	LCS 320-95586/4		320-16371-1	1,2-Dichloroethane	102	70	135
	LCS 320-95586/4		320-16371-1	1,2-Dichloropropane	94	70	120
	LCS 320-95586/4		320-16371-1	1,3,5-Trimethylbenzene	110	65	135
	LCS 320-95586/4		320-16371-1	1,3-Dichlorobenzene	112	70	125
	LCS 320-95586/4		320-16371-1	1,4-Dichlorobenzene	108	70	125
	LCS 320-95586/4		320-16371-1	1,4-Dioxane	88	47	151
	LCS 320-95586/4		320-16371-1	2-Butanone (MEK)	111	30	160
	LCS 320-95586/4		320-16371-1	2-Hexanone	127	45	145
	LCS 320-95586/4		320-16371-1	4-Methyl-2-pentanone (MIBK)	105	45	145
	LCS 320-95586/4		320-16371-1	Acetone	114	20	160
	LCS 320-95586/4		320-16371-1	Benzene	99	75	125
	LCS 320-95586/4		320-16371-1	Bromochloromethane	108	70	125
	LCS 320-95586/4		320-16371-1	Bromodichloromethane	99	70	130
	LCS 320-95586/4		320-16371-1	Bromoform	109	55	135
	LCS 320-95586/4		320-16371-1	Bromomethane	104	30	160
	LCS 320-95586/4		320-16371-1	Carbon disulfide	101	45	160

Table 6. Laboratory Control Samples Data Summary for Discrete Soil Samples for the Open Detonation Unit, Kirtland Air Force Base, December 2015

Method	LabSample ID	Matrix	SDG	Analyte	% Recovery	Lower Control Limit	Upper Control Limit
SW8260B							
	LCS 320-95586/4	SOIL	320-16371-1	Carbon tetrachloride	111	65	135
	LCS 320-95586/4		320-16371-1	Chlorobenzene	98	75	125
	LCS 320-95586/4		320-16371-1	Chloroethane	96	40	155
	LCS 320-95586/4		320-16371-1	Chloroform	102	70	125
	LCS 320-95586/4		320-16371-1	Chloromethane	88	50	130
	LCS 320-95586/4		320-16371-1	cis-1,2-Dichloroethene	104	65	125
	LCS 320-95586/4		320-16371-1	cis-1,3-Dichloropropene	102	70	125
	LCS 320-95586/4		320-16371-1	Dibromochloromethane	98	65	130
	LCS 320-95586/4		320-16371-1	Dichlorodifluoromethane	110	35	135
	LCS 320-95586/4		320-16371-1	Ethylbenzene	100	75	125
	LCS 320-95586/4		320-16371-1	Isopropylbenzene	99	75	130
	LCS 320-95586/4		320-16371-1	Methyl tert-butyl ether	109	66	146
	LCS 320-95586/4		320-16371-1	Methylene Chloride	102	55	140
	LCS 320-95586/4		320-16371-1	m-Xylene & p-Xylene	101	80	125
	LCS 320-95586/4		320-16371-1	Naphthalene	114	40	125
	LCS 320-95586/4		320-16371-1	o-Xylene	100	75	125
	LCS 320-95586/4		320-16371-1	Styrene	101	75	125
	LCS 320-95586/4		320-16371-1	Tetrachloroethene	106	65	140
	LCS 320-95586/4		320-16371-1	Toluene	107	70	125
	LCS 320-95586/4		320-16371-1	trans-1,2-Dichloroethene	105	65	135
	LCS 320-95586/4		320-16371-1	trans-1,3-Dichloropropene	107	65	125
	LCS 320-95586/4		320-16371-1	Trichloroethene	101	75	125
	LCS 320-95586/4		320-16371-1	Trichlorofluoromethane	106	25	185
	LCS 320-95586/4		320-16371-1	Vinyl chloride	86	60	125
	LCS 320-95882/4		320-16390-1	1,1,1-Trichloroethane	106	70	135
	LCS 320-95882/4		320-16371-1	1,1,1-Trichloroethane	106	70	135
	LCS 320-95882/4		320-16390-1	1,1,2,2-Tetrachloroethane	85	55	130
	LCS 320-95882/4		320-16371-1	1,1,2,2-Tetrachloroethane	85	55	130
	LCS 320-95882/4		320-16390-1	1,1,2-Trichloro-1,2,2-trifluoroet	107	50	150
	LCS 320-95882/4		320-16371-1	1,1,2-Trichloro-1,2,2-trifluoroet	107	50	150
	LCS 320-95882/4		320-16371-1	1,1,2-Trichloroethane	109	60	125
	LCS 320-95882/4		320-16390-1	1,1,2-Trichloroethane	109	60	125
	LCS 320-95882/4		320-16371-1	1,1-Dichloroethane	95	75	125
	LCS 320-95882/4		320-16390-1	1,1-Dichloroethane	95	75	125
	LCS 320-95882/4		320-16371-1	1,1-Dichloroethene	101	65	135
	LCS 320-95882/4		320-16390-1	1,1-Dichloroethene	101	65	135
	LCS 320-95882/4		320-16390-1	1,2,3-Trichlorobenzene	118	60	135
	LCS 320-95882/4		320-16371-1	1,2,3-Trichlorobenzene	118	60	135
	LCS 320-95882/4		320-16390-1	1,2,3-Trichloropropane	95	65	130
	LCS 320-95882/4		320-16371-1	1,2,3-Trichloropropane	95	65	130
	LCS 320-95882/4		320-16390-1	1,2,4-Trichlorobenzene	123	65	130
	LCS 320-95882/4		320-16371-1	1,2,4-Trichlorobenzene	123	65	130

Table 6. Laboratory Control Samples Data Summary for Discrete Soil Samples for the Open Detonation Unit, Kirtland Air Force Base, December 2015

Method	LabSample ID	Matrix	SDG	Analyte	% Recovery	Lower Control Limit	Upper Control Limit
SW8260B							
	LCS 320-95882/4	SOIL	320-16390-1	1,2,4-Trimethylbenzene	99	65	135
	LCS 320-95882/4		320-16371-1	1,2,4-Trimethylbenzene	99	65	135
	LCS 320-95882/4		320-16390-1	1,2-Dibromo-3-Chloropropane	94	40	135
	LCS 320-95882/4		320-16371-1	1,2-Dibromo-3-Chloropropane	94	40	135
	LCS 320-95882/4		320-16371-1	1,2-Dibromoethane (EDB)	97	70	125
	LCS 320-95882/4		320-16390-1	1,2-Dibromoethane (EDB)	97	70	125
	LCS 320-95882/4		320-16390-1	1,2-Dichlorobenzene	103	75	120
	LCS 320-95882/4		320-16371-1	1,2-Dichlorobenzene	103	75	120
	LCS 320-95882/4		320-16390-1	1,2-Dichloroethane	102	70	135
	LCS 320-95882/4		320-16371-1	1,2-Dichloroethane	102	70	135
	LCS 320-95882/4		320-16390-1	1,2-Dichloropropane	99	70	120
	LCS 320-95882/4		320-16371-1	1,2-Dichloropropane	99	70	120
	LCS 320-95882/4		320-16390-1	1,3,5-Trimethylbenzene	99	65	135
	LCS 320-95882/4		320-16371-1	1,3,5-Trimethylbenzene	99	65	135
	LCS 320-95882/4		320-16371-1	1,3-Dichlorobenzene	105	70	125
	LCS 320-95882/4		320-16390-1	1,3-Dichlorobenzene	105	70	125
	LCS 320-95882/4		320-16371-1	1,4-Dichlorobenzene	106	70	125
	LCS 320-95882/4		320-16390-1	1,4-Dichlorobenzene	106	70	125
	LCS 320-95882/4		320-16390-1	1,4-Dioxane	93	47	151
	LCS 320-95882/4		320-16371-1	1,4-Dioxane	93	47	151
	LCS 320-95882/4		320-16371-1	2-Butanone (MEK)	107	30	160
	LCS 320-95882/4		320-16390-1	2-Butanone (MEK)	107	30	160
	LCS 320-95882/4		320-16390-1	2-Hexanone	136	45	145
	LCS 320-95882/4		320-16371-1	2-Hexanone	136	45	145
	LCS 320-95882/4		320-16371-1	4-Methyl-2-pentanone (MIBK)	105	45	145
	LCS 320-95882/4		320-16390-1	4-Methyl-2-pentanone (MIBK)	105	45	145
	LCS 320-95882/4		320-16390-1	Acetone	111	20	160
	LCS 320-95882/4		320-16371-1	Acetone	111	20	160
	LCS 320-95882/4		320-16390-1	Benzene	97	75	125
	LCS 320-95882/4		320-16371-1	Benzene	97	75	125
	LCS 320-95882/4		320-16371-1	Bromochloromethane	105	70	125
	LCS 320-95882/4		320-16390-1	Bromochloromethane	105	70	125
	LCS 320-95882/4		320-16371-1	Bromodichloromethane	107	70	130
	LCS 320-95882/4		320-16390-1	Bromodichloromethane	107	70	130
	LCS 320-95882/4		320-16371-1	Bromoform	105	55	135
	LCS 320-95882/4		320-16390-1	Bromoform	105	55	135
	LCS 320-95882/4		320-16371-1	Bromomethane	92	30	160
	LCS 320-95882/4		320-16390-1	Bromomethane	92	30	160
	LCS 320-95882/4		320-16371-1	Carbon disulfide	99	45	160
	LCS 320-95882/4		320-16390-1	Carbon disulfide	99	45	160
	LCS 320-95882/4		320-16371-1	Carbon tetrachloride	111	65	135
	LCS 320-95882/4		320-16390-1	Carbon tetrachloride	111	65	135

Table 6. Laboratory Control Samples Data Summary for Discrete Soil Samples for the Open Detonation Unit, Kirtland Air Force Base, December 2015

Method	LabSample ID	Matrix	SDG	Analyte	% Recovery	Lower Control Limit	Upper Control Limit
SW8260B							
	LCS 320-95882/4	SOIL	320-16371-1	Chlorobenzene	98	75	125
	LCS 320-95882/4		320-16390-1	Chlorobenzene	98	75	125
	LCS 320-95882/4		320-16371-1	Chloroethane	88	40	155
	LCS 320-95882/4		320-16390-1	Chloroethane	88	40	155
	LCS 320-95882/4		320-16371-1	Chloroform	100	70	125
	LCS 320-95882/4		320-16390-1	Chloroform	100	70	125
	LCS 320-95882/4		320-16371-1	Chloromethane	80	50	130
	LCS 320-95882/4		320-16390-1	Chloromethane	80	50	130
	LCS 320-95882/4		320-16390-1	cis-1,2-Dichloroethene	100	65	125
	LCS 320-95882/4		320-16371-1	cis-1,2-Dichloroethene	100	65	125
	LCS 320-95882/4		320-16390-1	cis-1,3-Dichloropropene	110	70	125
	LCS 320-95882/4		320-16371-1	cis-1,3-Dichloropropene	110	70	125
	LCS 320-95882/4		320-16390-1	Dibromochloromethane	96	65	130
	LCS 320-95882/4		320-16371-1	Dibromochloromethane	96	65	130
	LCS 320-95882/4		320-16390-1	Dichlorodifluoromethane	105	35	135
	LCS 320-95882/4		320-16371-1	Dichlorodifluoromethane	105	35	135
	LCS 320-95882/4		320-16390-1	Ethylbenzene	98	75	125
	LCS 320-95882/4		320-16371-1	Ethylbenzene	98	75	125
	LCS 320-95882/4		320-16390-1	Isopropylbenzene	96	75	130
	LCS 320-95882/4		320-16371-1	Isopropylbenzene	96	75	130
	LCS 320-95882/4		320-16371-1	Methyl tert-butyl ether	104	66	146
	LCS 320-95882/4		320-16390-1	Methyl tert-butyl ether	104	66	146
	LCS 320-95882/4		320-16371-1	Methylene Chloride	94	55	140
	LCS 320-95882/4		320-16390-1	Methylene Chloride	94	55	140
	LCS 320-95882/4		320-16371-1	m-Xylene & p-Xylene	101	80	125
	LCS 320-95882/4		320-16390-1	m-Xylene & p-Xylene	101	80	125
	LCS 320-95882/4		320-16371-1	Naphthalene	109	40	125
	LCS 320-95882/4		320-16390-1	Naphthalene	109	40	125
	LCS 320-95882/4		320-16371-1	o-Xylene	93	75	125
	LCS 320-95882/4		320-16390-1	o-Xylene	93	75	125
	LCS 320-95882/4		320-16371-1	Styrene	95	75	125
	LCS 320-95882/4		320-16390-1	Styrene	95	75	125
	LCS 320-95882/4		320-16390-1	Tetrachloroethene	109	65	140
	LCS 320-95882/4		320-16371-1	Tetrachloroethene	109	65	140
	LCS 320-95882/4		320-16390-1	Toluene	111	70	125
	LCS 320-95882/4		320-16371-1	Toluene	111	70	125
	LCS 320-95882/4		320-16371-1	trans-1,2-Dichloroethene	102	65	135
	LCS 320-95882/4		320-16390-1	trans-1,2-Dichloroethene	102	65	135
	LCS 320-95882/4		320-16371-1	trans-1,3-Dichloropropene	113	65	125
	LCS 320-95882/4		320-16390-1	trans-1,3-Dichloropropene	113	65	125
	LCS 320-95882/4		320-16371-1	Trichloroethene	109	75	125
	LCS 320-95882/4		320-16390-1	Trichloroethene	109	75	125

Table 6. Laboratory Control Samples Data Summary for Discrete Soil Samples for the Open Detonation Unit, Kirtland Air Force Base, December 2015

Method	LabSample ID	Matrix	SDG	Analyte	% Recovery	Lower Control Limit	Upper Control Limit
SW8260B							
	LCS 320-95882/4	SOIL	320-16390-1	Trichlorofluoromethane	106	25	185
	LCS 320-95882/4		320-16371-1	Trichlorofluoromethane	106	25	185
	LCS 320-95882/4		320-16371-1	Vinyl chloride	81	60	125
	LCS 320-95882/4		320-16390-1	Vinyl chloride	81	60	125
	LCS 320-96285/5		320-16390-1	1,1,1-Trichloroethane	110	70	135
	LCS 320-96285/5		320-16390-1	1,1,2,2-Tetrachloroethane	89	55	130
	LCS 320-96285/5		320-16390-1	1,1,2-Trichloro-1,2,2-trifluoroet	92	50	150
	LCS 320-96285/5		320-16390-1	1,1,2-Trichloroethane	105	60	125
	LCS 320-96285/5		320-16390-1	1,1-Dichloroethane	96	75	125
	LCS 320-96285/5		320-16390-1	1,1-Dichloroethene	100	65	135
	LCS 320-96285/5		320-16390-1	1,2,3-Trichlorobenzene	103	60	135
	LCS 320-96285/5		320-16390-1	1,2,3-Trichloropropane	98	65	130
	LCS 320-96285/5		320-16390-1	1,2,4-Trichlorobenzene	113	65	130
	LCS 320-96285/5		320-16390-1	1,2,4-Trimethylbenzene	99	65	135
	LCS 320-96285/5		320-16390-1	1,2-Dibromo-3-Chloropropane	87	40	135
	LCS 320-96285/5		320-16390-1	1,2-Dibromoethane (EDB)	102	70	125
	LCS 320-96285/5		320-16390-1	1,2-Dichlorobenzene	97	75	120
	LCS 320-96285/5		320-16390-1	1,2-Dichloroethane	106	70	135
	LCS 320-96285/5		320-16390-1	1,2-Dichloropropane	101	70	120
	LCS 320-96285/5		320-16390-1	1,3,5-Trimethylbenzene	98	65	135
	LCS 320-96285/5		320-16390-1	1,3-Dichlorobenzene	105	70	125
	LCS 320-96285/5		320-16390-1	1,4-Dichlorobenzene	106	70	125
	LCS 320-96285/5		320-16390-1	1,4-Dioxane	92	47	151
	LCS 320-96285/5		320-16390-1	2-Butanone (MEK)	120	30	160
	LCS 320-96285/5		320-16390-1	**2-Hexanone**	**147**	**45**	**145**
	LCS 320-96285/5		320-16390-1	4-Methyl-2-pentanone (MIBK)	112	45	145
	LCS 320-96285/5		320-16390-1	Acetone	110	20	160
	LCS 320-96285/5		320-16390-1	Benzene	100	75	125
	LCS 320-96285/5		320-16390-1	Bromochloromethane	106	70	125
	LCS 320-96285/5		320-16390-1	Bromodichloromethane	109	70	130
	LCS 320-96285/5		320-16390-1	Bromoform	113	55	135
	LCS 320-96285/5		320-16390-1	Bromomethane	87	30	160
	LCS 320-96285/5		320-16390-1	Carbon disulfide	95	45	160
	LCS 320-96285/5		320-16390-1	Carbon tetrachloride	118	65	135
	LCS 320-96285/5		320-16390-1	Chlorobenzene	98	75	125
	LCS 320-96285/5		320-16390-1	Chloroethane	83	40	155
	LCS 320-96285/5		320-16390-1	Chloroform	101	70	125
	LCS 320-96285/5		320-16390-1	Chloromethane	68	50	130
	LCS 320-96285/5		320-16390-1	cis-1,2-Dichloroethene	100	65	125
	LCS 320-96285/5		320-16390-1	cis-1,3-Dichloropropene	111	70	125
	LCS 320-96285/5		320-16390-1	Dibromochloromethane	102	65	130
	LCS 320-96285/5		320-16390-1	Dichlorodifluoromethane	88	35	135

Table 6. Laboratory Control Samples Data Summary for Discrete Soil Samples for the Open Detonation Unit, Kirtland Air Force Base, December 2015

Method	LabSample ID	Matrix	SDG	Analyte	% Recovery	Lower Control Limit	Upper Control Limit
SW8260B							
	LCS 320-96285/5	SOIL	320-16390-1	Ethylbenzene	98	75	125
	LCS 320-96285/5		320-16390-1	Isopropylbenzene	98	75	130
	LCS 320-96285/5		320-16390-1	Methyl tert-butyl ether	103	66	146
	LCS 320-96285/5		320-16390-1	Methylene Chloride	93	55	140
	LCS 320-96285/5		320-16390-1	m-Xylene & p-Xylene	101	80	125
	LCS 320-96285/5		320-16390-1	Naphthalene	97	40	125
	LCS 320-96285/5		320-16390-1	o-Xylene	98	75	125
	LCS 320-96285/5		320-16390-1	Styrene	102	75	125
	LCS 320-96285/5		320-16390-1	Tetrachloroethene	114	65	140
	LCS 320-96285/5		320-16390-1	Toluene	110	70	125
	LCS 320-96285/5		320-16390-1	trans-1,2-Dichloroethene	102	65	135
	LCS 320-96285/5		320-16390-1	trans-1,3-Dichloropropene	119	65	125
	LCS 320-96285/5		320-16390-1	Trichloroethene	112	75	125
	LCS 320-96285/5		320-16390-1	Trichlorofluoromethane	104	25	185
	LCS 320-96285/5		320-16390-1	Vinyl chloride	72	60	125
	LCS 320-96371/6		320-16390-1	1,1,1-Trichloroethane	116	70	135
	LCS 320-96371/6		320-16390-1	1,1,2,2-Tetrachloroethane	92	55	130
	LCS 320-96371/6		320-16390-1	1,1,2-Trichloro-1,2,2-trifluoroet	102	50	150
	LCS 320-96371/6		320-16390-1	1,1,2-Trichloroethane	111	60	125
	LCS 320-96371/6		320-16390-1	1,1-Dichloroethane	99	75	125
	LCS 320-96371/6		320-16390-1	1,1-Dichloroethene	104	65	135
	LCS 320-96371/6		320-16390-1	1,2,3-Trichlorobenzene	116	60	135
	LCS 320-96371/6		320-16390-1	1,2,3-Trichloropropane	107	65	130
	LCS 320-96371/6		320-16390-1	1,2,4-Trichlorobenzene	121	65	130
	LCS 320-96371/6		320-16390-1	1,2,4-Trimethylbenzene	106	65	135
	LCS 320-96371/6		320-16390-1	1,2-Dibromo-3-Chloropropane	100	40	135
	LCS 320-96371/6		320-16390-1	1,2-Dibromoethane (EDB)	102	70	125
	LCS 320-96371/6		320-16390-1	1,2-Dichlorobenzene	102	75	120
	LCS 320-96371/6		320-16390-1	1,2-Dichloroethane	113	70	135
	LCS 320-96371/6		320-16390-1	1,2-Dichloropropane	99	70	120
	LCS 320-96371/6		320-16390-1	1,3,5-Trimethylbenzene	104	65	135
	LCS 320-96371/6		320-16390-1	1,3-Dichlorobenzene	109	70	125
	LCS 320-96371/6		320-16390-1	1,4-Dichlorobenzene	108	70	125
	LCS 320-96371/6		320-16390-1	1,4-Dioxane	86	47	151
	LCS 320-96371/6		320-16390-1	2-Butanone (MEK)	111	30	160
	LCS 320-96371/6		320-16390-1	2-Hexanone	134	45	145
	LCS 320-96371/6		320-16390-1	4-Methyl-2-pentanone (MIBK)	98	45	145
	LCS 320-96371/6		320-16390-1	Acetone	109	20	160
	LCS 320-96371/6		320-16390-1	Benzene	99	75	125
	LCS 320-96371/6		320-16390-1	Bromochloromethane	109	70	125
	LCS 320-96371/6		320-16390-1	Bromodichloromethane	112	70	130
	LCS 320-96371/6		320-16390-1	Bromoform	114	55	135

Table 6. Laboratory Control Samples Data Summary for Discrete Soil Samples for the Open Detonation Unit, Kirtland Air Force Base, December 2015

Method	LabSample ID	Matrix	SDG	Analyte	% Recovery	Lower Control Limit	Upper Control Limit
SW8260B							
	LCS 320-96371/6	SOIL	320-16390-1	Bromomethane	91	30	160
	LCS 320-96371/6		320-16390-1	Carbon disulfide	99	45	160
	LCS 320-96371/6		320-16390-1	Carbon tetrachloride	124	65	135
	LCS 320-96371/6		320-16390-1	Chlorobenzene	98	75	125
	LCS 320-96371/6		320-16390-1	Chloroethane	89	40	155
	LCS 320-96371/6		320-16390-1	Chloroform	107	70	125
	LCS 320-96371/6		320-16390-1	Chloromethane	77	50	130
	LCS 320-96371/6		320-16390-1	cis-1,2-Dichloroethene	101	65	125
	LCS 320-96371/6		320-16390-1	cis-1,3-Dichloropropene	114	70	125
	LCS 320-96371/6		320-16390-1	Dibromochloromethane	104	65	130
	LCS 320-96371/6		320-16390-1	Dichlorodifluoromethane	105	35	135
	LCS 320-96371/6		320-16390-1	Ethylbenzene	98	75	125
	LCS 320-96371/6		320-16390-1	Isopropylbenzene	98	75	130
	LCS 320-96371/6		320-16390-1	Methyl tert-butyl ether	108	66	146
	LCS 320-96371/6		320-16390-1	Methylene Chloride	95	55	140
	LCS 320-96371/6		320-16390-1	m-Xylene & p-Xylene	103	80	125
	LCS 320-96371/6		320-16390-1	Naphthalene	107	40	125
	LCS 320-96371/6		320-16390-1	o-Xylene	99	75	125
	LCS 320-96371/6		320-16390-1	Styrene	99	75	125
	LCS 320-96371/6		320-16390-1	Tetrachloroethene	116	65	140
	LCS 320-96371/6		320-16390-1	Toluene	110	70	125
	LCS 320-96371/6		320-16390-1	trans-1,2-Dichloroethene	105	65	135
	LCS 320-96371/6		320-16390-1	trans-1,3-Dichloropropene	124	65	125
	LCS 320-96371/6		320-16390-1	Trichloroethene	112	75	125
	LCS 320-96371/6		320-16390-1	Trichlorofluoromethane	116	25	185
	LCS 320-96371/6		320-16390-1	Vinyl chloride	81	60	125
	LCSD 280-308208/7	WATER	320-16345-1	1,1,1-Trichloroethane	104	65	130
	LCSD 280-308208/7		320-16345-1	1,1,2,2-Tetrachloroethane	107	65	130
	LCSD 280-308208/7		320-16345-1	1,1,2-Trichloro-1,2,2-trifluoroet	108	64	125
	LCSD 280-308208/7		320-16345-1	1,1,2-Trichloroethane	102	70	125
	LCSD 280-308208/7		320-16345-1	1,1-Dichloroethane	105	70	135
	LCSD 280-308208/7		320-16345-1	1,1-Dichloroethene	108	70	130
	LCSD 280-308208/7		320-16345-1	1,2,3-Trichlorobenzene	94	55	140
	LCSD 280-308208/7		320-16345-1	1,2,3-Trichloropropane	102	75	125
	LCSD 280-308208/7		320-16345-1	1,2,4-Trichlorobenzene	99	65	135
	LCSD 280-308208/7		320-16345-1	1,2,4-Trimethylbenzene	107	75	130
	LCSD 280-308208/7		320-16345-1	1,2-Dibromo-3-Chloropropane	100	50	130
	LCSD 280-308208/7		320-16345-1	1,2-Dibromoethane (EDB)	105	80	120
	LCSD 280-308208/7		320-16345-1	1,2-Dichlorobenzene	107	70	120
	LCSD 280-308208/7		320-16345-1	1,2-Dichloroethane	98	70	130
	LCSD 280-308208/7		320-16345-1	1,2-Dichloropropane	101	75	125
	LCSD 280-308208/7		320-16345-1	1,3,5-Trimethylbenzene	111	75	130

Table 6. Laboratory Control Samples Data Summary for Discrete Soil Samples for the Open Detonation Unit, Kirtland Air Force Base, December 2015

Method	LabSample ID	Matrix	SDG	Analyte	% Recovery	Lower Control Limit	Upper Control Limit
SW8260B							
	LCSD 280-308208/7	WATER	320-16345-1	1,3-Dichlorobenzene	109	75	125
	LCSD 280-308208/7		320-16345-1	1,4-Dichlorobenzene	109	75	125
	LCSD 280-308208/7		320-16345-1	1,4-Dioxane	85	29	168
	LCSD 280-308208/7		320-16345-1	2-Butanone (MEK)	92	30	150
	LCSD 280-308208/7		320-16345-1	2-Hexanone	78	55	130
	LCSD 280-308208/7		320-16345-1	4-Methyl-2-pentanone (MIBK)	85	60	135
	LCSD 280-308208/7		320-16345-1	Acetone	92	40	140
	LCSD 280-308208/7		320-16345-1	Benzene	106	80	120
	LCSD 280-308208/7		320-16345-1	Bromochloromethane	103	65	130
	LCSD 280-308208/7		320-16345-1	Bromodichloromethane	99	65	130
	LCSD 280-308208/7		320-16345-1	Bromoform	96	70	120
	LCSD 280-308208/7		320-16345-1	Bromomethane	74	30	145
	LCSD 280-308208/7		320-16345-1	Carbon disulfide	105	35	160
	LCSD 280-308208/7		320-16345-1	Carbon tetrachloride	110	65	140
	LCSD 280-308208/7		320-16345-1	Chlorobenzene	109	80	120
	LCSD 280-308208/7		320-16345-1	Chloroethane	75	60	135
	LCSD 280-308208/7		320-16345-1	Chloroform	101	65	135
	LCSD 280-308208/7		320-16345-1	Chloromethane	64	40	125
	LCSD 280-308208/7		320-16345-1	cis-1,2-Dichloroethene	103	70	125
	LCSD 280-308208/7		320-16345-1	cis-1,3-Dichloropropene	107	70	130
	LCSD 280-308208/7		320-16345-1	Cyclohexane	109	65	121
	LCSD 280-308208/7		320-16345-1	Dibromochloromethane	98	60	135
	LCSD 280-308208/7		320-16345-1	Dichlorodifluoromethane	80	30	155
	LCSD 280-308208/7		320-16345-1	Ethylbenzene	110	75	125
	LCSD 280-308208/7		320-16345-1	Isopropylbenzene	115	75	125
	LCSD 280-308208/7		320-16345-1	Methyl Acetate	100	56	144
	LCSD 280-308208/7		320-16345-1	Methyl cyclohexane	110	67	124
	LCSD 280-308208/7		320-16345-1	Methyl tert-butyl ether	93	71	125
	LCSD 280-308208/7		320-16345-1	Methylene Chloride	106	55	140
	LCSD 280-308208/7		320-16345-1	m-Xylene & p-Xylene	110	75	130
	LCSD 280-308208/7		320-16345-1	Naphthalene	77	55	140
	LCSD 280-308208/7		320-16345-1	o-Xylene	109	80	120
	LCSD 280-308208/7		320-16345-1	Styrene	87	65	135
	LCSD 280-308208/7		320-16345-1	Tetrachloroethene	116	45	150
	LCSD 280-308208/7		320-16345-1	Toluene	107	75	120
	LCSD 280-308208/7		320-16345-1	trans-1,2-Dichloroethene	111	60	140
	LCSD 280-308208/7		320-16345-1	trans-1,3-Dichloropropene	106	55	140
	LCSD 280-308208/7		320-16345-1	Trichloroethene	107	70	125
	LCSD 280-308208/7		320-16345-1	Trichlorofluoromethane	84	60	145
	LCSD 280-308208/7		320-16345-1	Vinyl chloride	71	50	136
	LCSD 320-95328/5	SOIL	320-16371-1	1,1,1-Trichloroethane	102	70	135
	LCSD 320-95328/5		320-16371-1	1,1,2,2-Tetrachloroethane	95	55	130

Table 6. Laboratory Control Samples Data Summary for Discrete Soil Samples for the Open Detonation Unit, Kirtland Air Force Base, December 2015

Method	LabSample ID	Matrix	SDG	Analyte	% Recovery	Lower Control Limit	Upper Control Limit
SW8260B							
	LCSD 320-95328/5	SOIL	320-16371-1	1,1,2-Trichloro-1,2,2-trifluoroet	100	50	150
	LCSD 320-95328/5		320-16371-1	1,1,2-Trichloroethane	103	60	125
	LCSD 320-95328/5		320-16371-1	1,1-Dichloroethane	96	75	125
	LCSD 320-95328/5		320-16371-1	1,1-Dichloroethene	106	65	135
	LCSD 320-95328/5		320-16371-1	1,2,3-Trichlorobenzene	110	60	135
	LCSD 320-95328/5		320-16371-1	1,2,3-Trichloropropane	99	65	130
	LCSD 320-95328/5		320-16371-1	1,2,4-Trichlorobenzene	111	65	130
	LCSD 320-95328/5		320-16371-1	1,2,4-Trimethylbenzene	100	65	135
	LCSD 320-95328/5		320-16371-1	1,2-Dibromo-3-Chloropropane	94	40	135
	LCSD 320-95328/5		320-16371-1	1,2-Dibromoethane (EDB)	103	70	125
	LCSD 320-95328/5		320-16371-1	1,2-Dichlorobenzene	97	75	120
	LCSD 320-95328/5		320-16371-1	1,2-Dichloroethane	96	70	135
	LCSD 320-95328/5		320-16371-1	1,2-Dichloropropane	103	70	120
	LCSD 320-95328/5		320-16371-1	1,3,5-Trimethylbenzene	97	65	135
	LCSD 320-95328/5		320-16371-1	1,3-Dichlorobenzene	105	70	125
	LCSD 320-95328/5		320-16371-1	1,4-Dichlorobenzene	104	70	125
	LCSD 320-95328/5		320-16371-1	1,4-Dioxane	92	47	151
	LCSD 320-95328/5		320-16371-1	2-Butanone (MEK)	111	30	160
	LCSD 320-95328/5		320-16371-1	2-Hexanone	124	45	145
	LCSD 320-95328/5		320-16371-1	4-Methyl-2-pentanone (MIBK)	102	45	145
	LCSD 320-95328/5		320-16371-1	Acetone	112	20	160
	LCSD 320-95328/5		320-16371-1	Benzene	95	75	125
	LCSD 320-95328/5		320-16371-1	Bromochloromethane	108	70	125
	LCSD 320-95328/5		320-16371-1	Bromodichloromethane	103	70	130
	LCSD 320-95328/5		320-16371-1	Bromoform	116	55	135
	LCSD 320-95328/5		320-16371-1	Bromomethane	90	30	160
	LCSD 320-95328/5		320-16371-1	Carbon disulfide	104	45	160
	LCSD 320-95328/5		320-16371-1	Carbon tetrachloride	109	65	135
	LCSD 320-95328/5		320-16371-1	Chlorobenzene	97	75	125
	LCSD 320-95328/5		320-16371-1	Chloroethane	86	40	155
	LCSD 320-95328/5		320-16371-1	Chloroform	96	70	125
	LCSD 320-95328/5		320-16371-1	Chloromethane	88	50	130
	LCSD 320-95328/5		320-16371-1	cis-1,2-Dichloroethene	101	65	125
	LCSD 320-95328/5		320-16371-1	cis-1,3-Dichloropropene	107	70	125
	LCSD 320-95328/5		320-16371-1	Dibromochloromethane	102	65	130
	LCSD 320-95328/5		320-16371-1	Dichlorodifluoromethane	105	35	135
	LCSD 320-95328/5		320-16371-1	Ethylbenzene	98	75	125
	LCSD 320-95328/5		320-16371-1	Isopropylbenzene	103	75	130
	LCSD 320-95328/5		320-16371-1	Methyl tert-butyl ether	111	66	146
	LCSD 320-95328/5		320-16371-1	Methylene Chloride	99	55	140
	LCSD 320-95328/5		320-16371-1	m-Xylene & p-Xylene	103	80	125
	LCSD 320-95328/5		320-16371-1	Naphthalene	106	40	125

Table 6. Laboratory Control Samples Data Summary for Discrete Soil Samples for the Open Detonation Unit, Kirtland Air Force Base, December 2015

Method	LabSample ID	Matrix	SDG	Analyte	% Recovery	Lower Control Limit	Upper Control Limit
SW8260B							
	LCSD 320-95328/5	SOIL	320-16371-1	o-Xylene	105	75	125
	LCSD 320-95328/5		320-16371-1	Styrene	108	75	125
	LCSD 320-95328/5		320-16371-1	Tetrachloroethene	110	65	140
	LCSD 320-95328/5		320-16371-1	Toluene	109	70	125
	LCSD 320-95328/5		320-16371-1	trans-1,2-Dichloroethene	107	65	135
	LCSD 320-95328/5		320-16371-1	trans-1,3-Dichloropropene	108	65	125
	LCSD 320-95328/5		320-16371-1	Trichloroethene	109	75	125
	LCSD 320-95328/5		320-16371-1	Trichlorofluoromethane	100	25	185
	LCSD 320-95328/5		320-16371-1	Vinyl chloride	82	60	125
	LCSD 320-95586/5		320-16371-1	1,1,1-Trichloroethane	108	70	135
	LCSD 320-95586/5		320-16371-1	1,1,2,2-Tetrachloroethane	98	55	130
	LCSD 320-95586/5		320-16371-1	1,1,2-Trichloro-1,2,2-trifluoroet	112	50	150
	LCSD 320-95586/5		320-16371-1	1,1,2-Trichloroethane	97	60	125
	LCSD 320-95586/5		320-16371-1	1,1-Dichloroethane	97	75	125
	LCSD 320-95586/5		320-16371-1	1,1-Dichloroethene	105	65	135
	LCSD 320-95586/5		320-16371-1	1,2,3-Trichlorobenzene	130	60	135
	LCSD 320-95586/5		320-16371-1	1,2,3-Trichloropropane	100	65	130
	LCSD 320-95586/5		320-16371-1	**1,2,4-Trichlorobenzene**	**136**	**65**	**130**
	LCSD 320-95586/5		320-16371-1	1,2,4-Trimethylbenzene	109	65	135
	LCSD 320-95586/5		320-16371-1	1,2-Dibromo-3-Chloropropane	94	40	135
	LCSD 320-95586/5		320-16371-1	1,2-Dibromoethane (EDB)	90	70	125
	LCSD 320-95586/5		320-16371-1	1,2-Dichlorobenzene	107	75	120
	LCSD 320-95586/5		320-16371-1	1,2-Dichloroethane	99	70	135
	LCSD 320-95586/5		320-16371-1	1,2-Dichloropropane	99	70	120
	LCSD 320-95586/5		320-16371-1	1,3,5-Trimethylbenzene	108	65	135
	LCSD 320-95586/5		320-16371-1	1,3-Dichlorobenzene	112	70	125
	LCSD 320-95586/5		320-16371-1	1,4-Dichlorobenzene	109	70	125
	LCSD 320-95586/5		320-16371-1	1,4-Dioxane	95	47	151
	LCSD 320-95586/5		320-16371-1	2-Butanone (MEK)	113	30	160
	LCSD 320-95586/5		320-16371-1	2-Hexanone	125	45	145
	LCSD 320-95586/5		320-16371-1	4-Methyl-2-pentanone (MIBK)	103	45	145
	LCSD 320-95586/5		320-16371-1	Acetone	124	20	160
	LCSD 320-95586/5		320-16371-1	Benzene	99	75	125
	LCSD 320-95586/5		320-16371-1	Bromochloromethane	105	70	125
	LCSD 320-95586/5		320-16371-1	Bromodichloromethane	102	70	130
	LCSD 320-95586/5		320-16371-1	Bromoform	111	55	135
	LCSD 320-95586/5		320-16371-1	Bromomethane	98	30	160
	LCSD 320-95586/5		320-16371-1	Carbon disulfide	102	45	160
	LCSD 320-95586/5		320-16371-1	Carbon tetrachloride	113	65	135
	LCSD 320-95586/5		320-16371-1	Chlorobenzene	99	75	125
	LCSD 320-95586/5		320-16371-1	Chloroethane	102	40	155
	LCSD 320-95586/5		320-16371-1	Chloroform	101	70	125

Table 6. Laboratory Control Samples Data Summary for Discrete Soil Samples for the Open Detonation Unit, Kirtland Air Force Base, December 2015

Method	LabSample ID	Matrix	SDG	Analyte	% Recovery	Lower Control Limit	Upper Control Limit
SW8260B							
	LCSD 320-95586/5	SOIL	320-16371-1	Chloromethane	92	50	130
	LCSD 320-95586/5		320-16371-1	cis-1,2-Dichloroethene	104	65	125
	LCSD 320-95586/5		320-16371-1	cis-1,3-Dichloropropene	97	70	125
	LCSD 320-95586/5		320-16371-1	Dibromochloromethane	94	65	130
	LCSD 320-95586/5		320-16371-1	Dichlorodifluoromethane	115	35	135
	LCSD 320-95586/5		320-16371-1	Ethylbenzene	103	75	125
	LCSD 320-95586/5		320-16371-1	Isopropylbenzene	107	75	130
	LCSD 320-95586/5		320-16371-1	Methyl tert-butyl ether	105	66	146
	LCSD 320-95586/5		320-16371-1	Methylene Chloride	94	55	140
	LCSD 320-95586/5		320-16371-1	m-Xylene & p-Xylene	105	80	125
	LCSD 320-95586/5		320-16371-1	Naphthalene	120	40	125
	LCSD 320-95586/5		320-16371-1	o-Xylene	105	75	125
	LCSD 320-95586/5		320-16371-1	Styrene	105	75	125
	LCSD 320-95586/5		320-16371-1	Tetrachloroethene	108	65	140
	LCSD 320-95586/5		320-16371-1	Toluene	99	70	125
	LCSD 320-95586/5		320-16371-1	trans-1,2-Dichloroethene	103	65	135
	LCSD 320-95586/5		320-16371-1	trans-1,3-Dichloropropene	98	65	125
	LCSD 320-95586/5		320-16371-1	Trichloroethene	102	75	125
	LCSD 320-95586/5		320-16371-1	Trichlorofluoromethane	112	25	185
	LCSD 320-95586/5		320-16371-1	Vinyl chloride	91	60	125
	LCSD 320-96285/6		320-16390-1	1,1,1-Trichloroethane	117	70	135
	LCSD 320-96285/6		320-16390-1	1,1,2,2-Tetrachloroethane	87	55	130
	LCSD 320-96285/6		320-16390-1	1,1,2-Trichloro-1,2,2-trifluoroet	106	50	150
	LCSD 320-96285/6		320-16390-1	1,1,2-Trichloroethane	107	60	125
	LCSD 320-96285/6		320-16390-1	1,1-Dichloroethane	100	75	125
	LCSD 320-96285/6		320-16390-1	1,1-Dichloroethene	106	65	135
	LCSD 320-96285/6		320-16390-1	1,2,3-Trichlorobenzene	117	60	135
	LCSD 320-96285/6		320-16390-1	1,2,3-Trichloropropane	98	65	130
	LCSD 320-96285/6		320-16390-1	1,2,4-Trichlorobenzene	123	65	130
	LCSD 320-96285/6		320-16390-1	1,2,4-Trimethylbenzene	104	65	135
	LCSD 320-96285/6		320-16390-1	1,2-Dibromo-3-Chloropropane	89	40	135
	LCSD 320-96285/6		320-16390-1	1,2-Dibromoethane (EDB)	96	70	125
	LCSD 320-96285/6		320-16390-1	1,2-Dichlorobenzene	98	75	120
	LCSD 320-96285/6		320-16390-1	1,2-Dichloroethane	108	70	135
	LCSD 320-96285/6		320-16390-1	1,2-Dichloropropane	97	70	120
	LCSD 320-96285/6		320-16390-1	1,3,5-Trimethylbenzene	104	65	135
	LCSD 320-96285/6		320-16390-1	1,3-Dichlorobenzene	107	70	125
	LCSD 320-96285/6		320-16390-1	1,4-Dichlorobenzene	104	70	125
	LCSD 320-96285/6		320-16390-1	1,4-Dioxane	97	47	151
	LCSD 320-96285/6		320-16390-1	2-Butanone (MEK)	117	30	160
	LCSD 320-96285/6		320-16390-1	2-Hexanone	142	45	145
	LCSD 320-96285/6		320-16390-1	4-Methyl-2-pentanone (MIBK)	117	45	145

Table 6. Laboratory Control Samples Data Summary for Discrete Soil Samples for the Open Detonation Unit, Kirtland Air Force Base, December 2015

Method	LabSample ID	Matrix	SDG	Analyte	% Recovery	Lower Control Limit	Upper Control Limit
SW8260B							
	LCSD 320-96285/6	SOIL	320-16390-1	Acetone	120	20	160
	LCSD 320-96285/6		320-16390-1	Benzene	99	75	125
	LCSD 320-96285/6		320-16390-1	Bromochloromethane	107	70	125
	LCSD 320-96285/6		320-16390-1	Bromodichloromethane	111	70	130
	LCSD 320-96285/6		320-16390-1	Bromoform	108	55	135
	LCSD 320-96285/6		320-16390-1	Bromomethane	100	30	160
	LCSD 320-96285/6		320-16390-1	Carbon disulfide	101	45	160
	LCSD 320-96285/6		320-16390-1	Carbon tetrachloride	123	65	135
	LCSD 320-96285/6		320-16390-1	Chlorobenzene	97	75	125
	LCSD 320-96285/6		320-16390-1	Chloroethane	94	40	155
	LCSD 320-96285/6		320-16390-1	Chloroform	104	70	125
	LCSD 320-96285/6		320-16390-1	Chloromethane	81	50	130
	LCSD 320-96285/6		320-16390-1	cis-1,2-Dichloroethene	106	65	125
	LCSD 320-96285/6		320-16390-1	cis-1,3-Dichloropropene	109	70	125
	LCSD 320-96285/6		320-16390-1	Dibromochloromethane	99	65	130
	LCSD 320-96285/6		320-16390-1	Dichlorodifluoromethane	106	35	135
	LCSD 320-96285/6		320-16390-1	Ethylbenzene	99	75	125
	LCSD 320-96285/6		320-16390-1	Isopropylbenzene	101	75	130
	LCSD 320-96285/6		320-16390-1	Methyl tert-butyl ether	109	66	146
	LCSD 320-96285/6		320-16390-1	Methylene Chloride	98	55	140
	LCSD 320-96285/6		320-16390-1	m-Xylene & p-Xylene	102	80	125
	LCSD 320-96285/6		320-16390-1	Naphthalene	106	40	125
	LCSD 320-96285/6		320-16390-1	o-Xylene	101	75	125
	LCSD 320-96285/6		320-16390-1	Styrene	100	75	125
	LCSD 320-96285/6		320-16390-1	Tetrachloroethene	111	65	140
	LCSD 320-96285/6		320-16390-1	Toluene	111	70	125
	LCSD 320-96285/6		320-16390-1	trans-1,2-Dichloroethene	105	65	135
	LCSD 320-96285/6		320-16390-1	trans-1,3-Dichloropropene	113	65	125
	LCSD 320-96285/6		320-16390-1	Trichloroethene	110	75	125
	LCSD 320-96285/6		320-16390-1	Trichlorofluoromethane	114	25	185
	LCSD 320-96285/6		320-16390-1	Vinyl chloride	85	60	125
SW8270C							
	LCS 240-210653/24-A	SOIL	320-16345-1	1,2,4,5-Tetrachlorobenzene	82	40	160
	LCS 240-210653/24-A		320-16371-1	1,2,4,5-Tetrachlorobenzene	82	40	160
	LCS 240-210653/24-A		320-16345-1	2,4,5-Trichlorophenol	62	46	120
	LCS 240-210653/24-A		320-16371-1	2,4,5-Trichlorophenol	62	46	120
	LCS 240-210653/24-A		320-16371-1	2,4,6-Trichlorophenol	47	43	120
	LCS 240-210653/24-A		320-16345-1	2,4,6-Trichlorophenol	47	43	120
	LCS 240-210653/24-A		320-16371-1	2,4-Dichlorophenol	76	45	110
	LCS 240-210653/24-A		320-16345-1	2,4-Dichlorophenol	76	45	110
	LCS 240-210653/24-A		320-16371-1	2,4-Dimethylphenol	80	30	105
	LCS 240-210653/24-A		320-16345-1	2,4-Dimethylphenol	80	30	105

Table 6. Laboratory Control Samples Data Summary for Discrete Soil Samples for the Open Detonation Unit, Kirtland Air Force Base, December 2015

Method	LabSample ID	Matrix	SDG	Analyte	% Recovery	Lower Control Limit	Upper Control Limit
SW8270C							
	LCS 240-210653/24-A	SOIL	320-16371-1	2,4-Dinitrotoluene	89	36	120
	LCS 240-210653/24-A		320-16345-1	2,4-Dinitrotoluene	89	36	120
	LCS 240-210653/24-A		320-16345-1	2,6-Dichlorophenol	69	50	120
	LCS 240-210653/24-A		320-16371-1	2,6-Dichlorophenol	69	50	120
	LCS 240-210653/24-A		320-16345-1	2,6-Dinitrotoluene	88	50	110
	LCS 240-210653/24-A		320-16371-1	2,6-Dinitrotoluene	88	50	110
	LCS 240-210653/24-A		320-16371-1	2-Chloronaphthalene	79	45	105
	LCS 240-210653/24-A		320-16345-1	2-Chloronaphthalene	79	45	105
	LCS 240-210653/24-A		320-16371-1	2-Chlorophenol	81	45	105
	LCS 240-210653/24-A		320-16345-1	2-Chlorophenol	81	45	105
	LCS 240-210653/24-A		320-16371-1	2-Methylnaphthalene	82	45	105
	LCS 240-210653/24-A		320-16345-1	2-Methylnaphthalene	82	45	105
	LCS 240-210653/24-A		320-16345-1	2-Methylphenol	79	45	120
	LCS 240-210653/24-A		320-16371-1	2-Methylphenol	79	45	120
	LCS 240-210653/24-A		320-16345-1	2-Nitroaniline	85	45	120
	LCS 240-210653/24-A		320-16371-1	2-Nitroaniline	85	45	120
	LCS 240-210653/24-A		320-16371-1	2-Nitrophenol	85	40	110
	LCS 240-210653/24-A		320-16345-1	2-Nitrophenol	85	40	110
	LCS 240-210653/24-A		320-16371-1	3,3'-Dichlorobenzidine	95	10	130
	LCS 240-210653/24-A		320-16345-1	3,3'-Dichlorobenzidine	95	10	130
	LCS 240-210653/24-A		320-16371-1	3-Methylphenol & 4-Methylphe	75	44	120
	LCS 240-210653/24-A		320-16345-1	3-Methylphenol & 4-Methylphe	75	44	120
	LCS 240-210653/24-A		320-16371-1	3-Nitroaniline	90	25	110
	LCS 240-210653/24-A		320-16345-1	3-Nitroaniline	90	25	110
	LCS 240-210653/24-A		320-16345-1	4,6-Dinitro-2-methylphenol	49	30	135
	LCS 240-210653/24-A		320-16371-1	4,6-Dinitro-2-methylphenol	49	30	135
	LCS 240-210653/24-A		320-16371-1	4-Bromophenyl phenyl ether	85	45	115
	LCS 240-210653/24-A		320-16345-1	4-Bromophenyl phenyl ether	85	45	115
	LCS 240-210653/24-A		320-16345-1	4-Chloro-3-methylphenol	82	45	115
	LCS 240-210653/24-A		320-16371-1	4-Chloro-3-methylphenol	82	45	115
	LCS 240-210653/24-A		320-16345-1	4-Chloroaniline	73	10	95
	LCS 240-210653/24-A		320-16371-1	4-Chloroaniline	73	10	95
	LCS 240-210653/24-A		320-16371-1	4-Chlorophenyl phenyl ether	82	45	110
	LCS 240-210653/24-A		320-16345-1	4-Chlorophenyl phenyl ether	82	45	110
	LCS 240-210653/24-A		320-16371-1	4-Nitroaniline	99	35	115
	LCS 240-210653/24-A		320-16345-1	4-Nitroaniline	99	35	115
	LCS 240-210653/24-A		320-16345-1	4-Nitrophenol	83	15	140
	LCS 240-210653/24-A		320-16371-1	4-Nitrophenol	83	15	140
	LCS 240-210653/24-A		320-16345-1	Acenaphthene	83	45	110
	LCS 240-210653/24-A		320-16371-1	Acenaphthene	83	45	110
	LCS 240-210653/24-A		320-16345-1	Acenaphthylene	82	45	105
	LCS 240-210653/24-A		320-16371-1	Acenaphthylene	82	45	105

Table 6. Laboratory Control Samples Data Summary for Discrete Soil Samples for the Open Detonation Unit, Kirtland Air Force Base, December 2015

Method	LabSample ID	Matrix	SDG	Analyte	% Recovery	Lower Control Limit	Upper Control Limit
SW8270C							
	LCS 240-210653/24-A	SOIL	320-16371-1	Acetophenone	76	33	115
	LCS 240-210653/24-A		320-16345-1	Acetophenone	76	33	115
	LCS 240-210653/24-A		320-16371-1	Anthracene	83	55	105
	LCS 240-210653/24-A		320-16345-1	Anthracene	83	55	105
	LCS 240-210653/24-A		320-16371-1	Atrazine	97	50	130
	LCS 240-210653/24-A		320-16345-1	Atrazine	97	50	130
	LCS 240-210653/24-A		320-16371-1	Azobenzene	81	67	109
	LCS 240-210653/24-A		320-16345-1	Azobenzene	81	67	109
	LCS 240-210653/24-A		320-16371-1	Benzaldehyde	78	39	111
	LCS 240-210653/24-A		320-16345-1	Benzaldehyde	78	39	111
	LCS 240-210653/24-A		320-16371-1	Benzo[a]anthracene	84	50	110
	LCS 240-210653/24-A		320-16345-1	Benzo[a]anthracene	84	50	110
	LCS 240-210653/24-A		320-16371-1	Benzo[a]pyrene	83	50	110
	LCS 240-210653/24-A		320-16345-1	Benzo[a]pyrene	83	50	110
	LCS 240-210653/24-A		320-16371-1	Benzo[b]fluoranthene	84	45	115
	LCS 240-210653/24-A		320-16345-1	Benzo[b]fluoranthene	84	45	115
	LCS 240-210653/24-A		320-16345-1	Benzo[g,h,i]perylene	85	40	125
	LCS 240-210653/24-A		320-16371-1	Benzo[g,h,i]perylene	85	40	125
	LCS 240-210653/24-A		320-16345-1	Benzo[k]fluoranthene	82	45	125
	LCS 240-210653/24-A		320-16371-1	Benzo[k]fluoranthene	82	45	125
	LCS 240-210653/24-A		320-16371-1	bis (2-chloroisopropyl) ether	74	20	115
	LCS 240-210653/24-A		320-16345-1	bis (2-chloroisopropyl) ether	74	20	115
	LCS 240-210653/24-A		320-16345-1	Bis(2-chloroethoxy)methane	82	45	110
	LCS 240-210653/24-A		320-16371-1	Bis(2-chloroethoxy)methane	82	45	110
	LCS 240-210653/24-A		320-16345-1	Bis(2-chloroethyl)ether	77	40	105
	LCS 240-210653/24-A		320-16371-1	Bis(2-chloroethyl)ether	77	40	105
	LCS 240-210653/24-A		320-16345-1	Bis(2-ethylhexyl) phthalate	93	45	125
	LCS 240-210653/24-A		320-16371-1	Bis(2-ethylhexyl) phthalate	93	45	125
	LCS 240-210653/24-A		320-16371-1	Butyl benzyl phthalate	92	50	125
	LCS 240-210653/24-A		320-16345-1	Butyl benzyl phthalate	92	50	125
	LCS 240-210653/24-A		320-16345-1	Caprolactam	88	50	130
	LCS 240-210653/24-A		320-16371-1	Caprolactam	88	50	130
	LCS 240-210653/24-A		320-16345-1	Carbazole	93	45	115
	LCS 240-210653/24-A		320-16371-1	Carbazole	93	45	115
	LCS 240-210653/24-A		320-16345-1	Chrysene	87	55	110
	LCS 240-210653/24-A		320-16371-1	Chrysene	87	55	110
	LCS 240-210653/24-A		320-16345-1	Dibenz(a,h)anthracene	86	40	125
	LCS 240-210653/24-A		320-16371-1	Dibenz(a,h)anthracene	86	40	125
	LCS 240-210653/24-A		320-16371-1	Dibenzofuran	82	50	105
	LCS 240-210653/24-A		320-16345-1	Dibenzofuran	82	50	105
	LCS 240-210653/24-A		320-16345-1	Diethyl phthalate	90	50	115
	LCS 240-210653/24-A		320-16371-1	Diethyl phthalate	90	50	115

Table 6. Laboratory Control Samples Data Summary for Discrete Soil Samples for the Open Detonation Unit, Kirtland Air Force Base, December 2015

Method	LabSample ID	Matrix	SDG	Analyte	% Recovery	Lower Control Limit	Upper Control Limit
SW8270C							
	LCS 240-210653/24-A	SOIL	320-16371-1	Dimethyl phthalate	86	50	110
	LCS 240-210653/24-A		320-16345-1	Dimethyl phthalate	86	50	110
	LCS 240-210653/24-A		320-16345-1	Di-n-butyl phthalate	92	55	110
	LCS 240-210653/24-A		320-16371-1	Di-n-butyl phthalate	92	55	110
	LCS 240-210653/24-A		320-16345-1	Di-n-octyl phthalate	89	40	130
	LCS 240-210653/24-A		320-16371-1	Di-n-octyl phthalate	89	40	130
	LCS 240-210653/24-A		320-16371-1	Fluoranthene	87	55	115
	LCS 240-210653/24-A		320-16345-1	Fluoranthene	87	55	115
	LCS 240-210653/24-A		320-16345-1	Fluorene	83	50	110
	LCS 240-210653/24-A		320-16371-1	Fluorene	83	50	110
	LCS 240-210653/24-A		320-16345-1	Hexachlorobenzene	75	52	120
	LCS 240-210653/24-A		320-16371-1	Hexachlorobenzene	75	52	120
	LCS 240-210653/24-A		320-16371-1	Hexachlorobutadiene	81	35	120
	LCS 240-210653/24-A		320-16345-1	Hexachlorobutadiene	81	35	120
	LCS 240-210653/24-A		320-16371-1	Hexachlorocyclopentadiene	61	55	104
	LCS 240-210653/24-A		320-16345-1	Hexachlorocyclopentadiene	61	55	104
	LCS 240-210653/24-A		320-16371-1	Hexachloroethane	77	35	120
	LCS 240-210653/24-A		320-16345-1	Hexachloroethane	77	35	120
	LCS 240-210653/24-A		320-16371-1	Indeno[1,2,3-cd]pyrene	86	40	120
	LCS 240-210653/24-A		320-16345-1	Indeno[1,2,3-cd]pyrene	86	40	120
	LCS 240-210653/24-A		320-16371-1	Isophorone	80	45	110
	LCS 240-210653/24-A		320-16345-1	Isophorone	80	45	110
	LCS 240-210653/24-A		320-16371-1	Naphthalene	85	40	105
	LCS 240-210653/24-A		320-16345-1	Naphthalene	85	40	105
	LCS 240-210653/24-A		320-16371-1	Nitrobenzene	80	50	120
	LCS 240-210653/24-A		320-16345-1	Nitrobenzene	80	50	120
	LCS 240-210653/24-A		320-16371-1	N-Nitrosodimethylamine	71	20	115
	LCS 240-210653/24-A		320-16345-1	N-Nitrosodimethylamine	71	20	115
	LCS 240-210653/24-A		320-16345-1	N-Nitrosodi-n-propylamine	79	40	115
	LCS 240-210653/24-A		320-16371-1	N-Nitrosodi-n-propylamine	79	40	115
	LCS 240-210653/24-A		320-16345-1	N-Nitrosodiphenylamine	80	50	115
	LCS 240-210653/24-A		320-16371-1	N-Nitrosodiphenylamine	80	50	115
	LCS 240-210653/24-A		320-16345-1	Pentachlorophenol	46	39	120
	LCS 240-210653/24-A		320-16371-1	Pentachlorophenol	46	39	120
	LCS 240-210653/24-A		320-16345-1	Phenanthrene	85	50	110
	LCS 240-210653/24-A		320-16371-1	Phenanthrene	85	50	110
	LCS 240-210653/24-A		320-16371-1	Phenol	75	40	100
	LCS 240-210653/24-A		320-16345-1	Phenol	75	40	100
	LCS 240-210653/24-A		320-16371-1	Pyrene	91	45	125
	LCS 240-210653/24-A		320-16345-1	Pyrene	91	45	125
	LCS 240-210656/24-A		320-16371-1	1,2,4,5-Tetrachlorobenzene	92	40	160
	LCS 240-210656/24-A		320-16371-1	2,4,5-Trichlorophenol	72	46	120

Table 6. Laboratory Control Samples Data Summary for Discrete Soil Samples for the Open Detonation Unit, Kirtland Air Force Base, December 2015

Method	LabSample ID	Matrix	SDG	Analyte	% Recovery	Lower Control Limit	Upper Control Limit
SW8270C							
	LCS 240-210656/24-A	SOIL	320-16371-1	2,4,6-Trichlorophenol	64	43	120
	LCS 240-210656/24-A		320-16371-1	2,4-Dichlorophenol	84	45	110
	LCS 240-210656/24-A		320-16371-1	2,4-Dimethylphenol	80	30	105
	LCS 240-210656/24-A		320-16371-1	2,4-Dinitrotoluene	101	36	120
	LCS 240-210656/24-A		320-16371-1	2,6-Dichlorophenol	79	50	120
	LCS 240-210656/24-A		320-16371-1	2,6-Dinitrotoluene	97	50	110
	LCS 240-210656/24-A		320-16371-1	2-Chloronaphthalene	91	45	105
	LCS 240-210656/24-A		320-16371-1	2-Chlorophenol	89	45	105
	LCS 240-210656/24-A		320-16371-1	2-Methylnaphthalene	87	45	105
	LCS 240-210656/24-A		320-16371-1	2-Methylphenol	86	45	120
	LCS 240-210656/24-A		320-16371-1	2-Nitroaniline	96	45	120
	LCS 240-210656/24-A		320-16371-1	2-Nitrophenol	92	40	110
	LCS 240-210656/24-A		320-16371-1	3,3'-Dichlorobenzidine	106	10	130
	LCS 240-210656/24-A		320-16371-1	3-Methylphenol & 4-Methylphe	83	44	120
	LCS 240-210656/24-A		320-16371-1	3-Nitroaniline	96	25	110
	LCS 240-210656/24-A		320-16371-1	4,6-Dinitro-2-methylphenol	74	30	135
	LCS 240-210656/24-A		320-16371-1	4-Bromophenyl phenyl ether	96	45	115
	LCS 240-210656/24-A		320-16371-1	4-Chloro-3-methylphenol	82	45	115
	LCS 240-210656/24-A		320-16371-1	4-Chloroaniline	76	10	95
	LCS 240-210656/24-A		320-16371-1	4-Chlorophenyl phenyl ether	92	45	110
	LCS 240-210656/24-A		320-16371-1	4-Nitroaniline	106	35	115
	LCS 240-210656/24-A		320-16371-1	4-Nitrophenol	88	15	140
	LCS 240-210656/24-A		320-16371-1	Acenaphthene	93	45	110
	LCS 240-210656/24-A		320-16371-1	Acenaphthylene	90	45	105
	LCS 240-210656/24-A		320-16371-1	Acetophenone	85	33	115
	LCS 240-210656/24-A		320-16371-1	Anthracene	96	55	105
	LCS 240-210656/24-A		320-16371-1	Atrazine	112	50	130
	LCS 240-210656/24-A		320-16371-1	Azobenzene	95	67	109
	LCS 240-210656/24-A		320-16371-1	Benzaldehyde	89	39	111
	LCS 240-210656/24-A		320-16371-1	Benzo[a]anthracene	99	50	110
	LCS 240-210656/24-A		320-16371-1	Benzo[a]pyrene	95	50	110
	LCS 240-210656/24-A		320-16371-1	Benzo[b]fluoranthene	99	45	115
	LCS 240-210656/24-A		320-16371-1	Benzo[g,h,i]perylene	99	40	125
	LCS 240-210656/24-A		320-16371-1	Benzo[k]fluoranthene	96	45	125
	LCS 240-210656/24-A		320-16371-1	bis (2-chloroisopropyl) ether	86	20	115
	LCS 240-210656/24-A		320-16371-1	Bis(2-chloroethoxy)methane	88	45	110
	LCS 240-210656/24-A		320-16371-1	Bis(2-chloroethyl)ether	87	40	105
	LCS 240-210656/24-A		320-16371-1	Bis(2-ethylhexyl) phthalate	112	45	125
	LCS 240-210656/24-A		320-16371-1	Butyl benzyl phthalate	105	50	125
	LCS 240-210656/24-A		320-16371-1	Caprolactam	99	50	130
	LCS 240-210656/24-A		320-16371-1	Carbazole	107	45	115
	LCS 240-210656/24-A		320-16371-1	Chrysene	99	55	110

Table 6. Laboratory Control Samples Data Summary for Discrete Soil Samples for the Open Detonation Unit, Kirtland Air Force Base, December 2015

Method	LabSample ID	Matrix	SDG	Analyte	% Recovery	Lower Control Limit	Upper Control Limit
SW8270C							
	LCS 240-210656/24-A	SOIL	320-16371-1	Dibenz(a,h)anthracene	99	40	125
	LCS 240-210656/24-A		320-16371-1	Dibenzofuran	90	50	105
	LCS 240-210656/24-A		320-16371-1	Diethyl phthalate	98	50	115
	LCS 240-210656/24-A		320-16371-1	Dimethyl phthalate	95	50	110
	LCS 240-210656/24-A		320-16371-1	Di-n-butyl phthalate	106	55	110
	LCS 240-210656/24-A		320-16371-1	Di-n-octyl phthalate	102	40	130
	LCS 240-210656/24-A		320-16371-1	Fluoranthene	100	55	115
	LCS 240-210656/24-A		320-16371-1	Fluorene	93	50	110
	LCS 240-210656/24-A		320-16371-1	Hexachlorobenzene	88	52	120
	LCS 240-210656/24-A		320-16371-1	Hexachlorobutadiene	87	35	120
	LCS 240-210656/24-A		320-16371-1	Hexachlorocyclopentadiene	62	55	104
	LCS 240-210656/24-A		320-16371-1	Hexachloroethane	85	35	120
	LCS 240-210656/24-A		320-16371-1	Indeno[1,2,3-cd]pyrene	99	40	120
	LCS 240-210656/24-A		320-16371-1	Isophorone	87	45	110
	LCS 240-210656/24-A		320-16371-1	Naphthalene	85	40	105
	LCS 240-210656/24-A		320-16371-1	Nitrobenzene	87	50	120
	LCS 240-210656/24-A		320-16371-1	N-Nitrosodimethylamine	80	20	115
	LCS 240-210656/24-A		320-16371-1	N-Nitrosodi-n-propylamine	87	40	115
	LCS 240-210656/24-A		320-16371-1	N-Nitrosodiphenylamine	94	50	115
	LCS 240-210656/24-A		320-16371-1	Pentachlorophenol	52	39	120
	LCS 240-210656/24-A		320-16371-1	Phenanthrene	96	50	110
	LCS 240-210656/24-A		320-16371-1	Phenol	82	40	100
	LCS 240-210656/24-A		320-16371-1	Pyrene	106	45	125
	LCS 240-210830/20-A		320-16371-1	1,2,4,5-Tetrachlorobenzene	95	40	160
	LCS 240-210830/20-A		320-16390-1	1,2,4,5-Tetrachlorobenzene	95	40	160
	LCS 240-210830/20-A		320-16371-1	2,4,5-Trichlorophenol	81	46	120
	LCS 240-210830/20-A		320-16390-1	2,4,5-Trichlorophenol	81	46	120
	LCS 240-210830/20-A		320-16371-1	2,4,6-Trichlorophenol	79	43	120
	LCS 240-210830/20-A		320-16390-1	2,4,6-Trichlorophenol	79	43	120
	LCS 240-210830/20-A		320-16390-1	2,4-Dichlorophenol	91	45	110
	LCS 240-210830/20-A		320-16371-1	2,4-Dichlorophenol	91	45	110
	LCS 240-210830/20-A		320-16390-1	2,4-Dimethylphenol	81	30	105
	LCS 240-210830/20-A		320-16371-1	2,4-Dimethylphenol	81	30	105
	LCS 240-210830/20-A		320-16371-1	2,4-Dinitrotoluene	105	36	120
	LCS 240-210830/20-A		320-16390-1	2,4-Dinitrotoluene	105	36	120
	LCS 240-210830/20-A		320-16371-1	2,6-Dichlorophenol	88	50	120
	LCS 240-210830/20-A		320-16390-1	2,6-Dichlorophenol	88	50	120
	LCS 240-210830/20-A		320-16371-1	2,6-Dinitrotoluene	103	50	110
	LCS 240-210830/20-A		320-16390-1	2,6-Dinitrotoluene	103	50	110
	LCS 240-210830/20-A		320-16390-1	2-Chloronaphthalene	93	45	105
	LCS 240-210830/20-A		320-16371-1	2-Chloronaphthalene	93	45	105
	LCS 240-210830/20-A		320-16390-1	2-Chlorophenol	91	45	105

Table 6. Laboratory Control Samples Data Summary for Discrete Soil Samples for the Open Detonation Unit, Kirtland Air Force Base, December 2015

Method	LabSample ID	Matrix	SDG	Analyte	% Recovery	Lower Control Limit	Upper Control Limit
SW8270C							
	LCS 240-210830/20-A	SOIL	320-16371-1	2-Chlorophenol	91	45	105
	LCS 240-210830/20-A		320-16371-1	2-Methylnaphthalene	92	45	105
	LCS 240-210830/20-A		320-16390-1	2-Methylnaphthalene	92	45	105
	LCS 240-210830/20-A		320-16371-1	2-Methylphenol	91	45	120
	LCS 240-210830/20-A		320-16390-1	2-Methylphenol	91	45	120
	LCS 240-210830/20-A		320-16371-1	2-Nitroaniline	100	45	120
	LCS 240-210830/20-A		320-16390-1	2-Nitroaniline	100	45	120
	LCS 240-210830/20-A		320-16371-1	2-Nitrophenol	98	40	110
	LCS 240-210830/20-A		320-16390-1	2-Nitrophenol	98	40	110
	LCS 240-210830/20-A		320-16390-1	3,3'-Dichlorobenzidine	113	10	130
	LCS 240-210830/20-A		320-16371-1	3,3'-Dichlorobenzidine	113	10	130
	LCS 240-210830/20-A		320-16371-1	3-Methylphenol & 4-Methylphe	86	44	120
	LCS 240-210830/20-A		320-16390-1	3-Methylphenol & 4-Methylphe	86	44	120
	LCS 240-210830/20-A		320-16371-1	3-Nitroaniline	103	25	110
	LCS 240-210830/20-A		320-16390-1	3-Nitroaniline	103	25	110
	LCS 240-210830/20-A		320-16390-1	4,6-Dinitro-2-methylphenol	66	30	135
	LCS 240-210830/20-A		320-16371-1	4,6-Dinitro-2-methylphenol	66	30	135
	LCS 240-210830/20-A		320-16371-1	4-Bromophenyl phenyl ether	104	45	115
	LCS 240-210830/20-A		320-16390-1	4-Bromophenyl phenyl ether	104	45	115
	LCS 240-210830/20-A		320-16390-1	4-Chloro-3-methylphenol	93	45	115
	LCS 240-210830/20-A		320-16371-1	4-Chloro-3-methylphenol	93	45	115
	LCS 240-210830/20-A		320-16371-1	4-Chloroaniline	75	10	95
	LCS 240-210830/20-A		320-16390-1	4-Chloroaniline	75	10	95
	LCS 240-210830/20-A		320-16371-1	4-Chlorophenyl phenyl ether	97	45	110
	LCS 240-210830/20-A		320-16390-1	4-Chlorophenyl phenyl ether	97	45	110
	LCS 240-210830/20-A		320-16371-1	4-Nitroaniline	112	35	115
	LCS 240-210830/20-A		320-16390-1	4-Nitroaniline	112	35	115
	LCS 240-210830/20-A		320-16371-1	4-Nitrophenol	99	15	140
	LCS 240-210830/20-A		320-16390-1	4-Nitrophenol	99	15	140
	LCS 240-210830/20-A		320-16371-1	Acenaphthene	98	45	110
	LCS 240-210830/20-A		320-16390-1	Acenaphthene	98	45	110
	LCS 240-210830/20-A		320-16371-1	Acenaphthylene	94	45	105
	LCS 240-210830/20-A		320-16390-1	Acenaphthylene	94	45	105
	LCS 240-210830/20-A		320-16371-1	Acetophenone	86	33	115
	LCS 240-210830/20-A		320-16390-1	Acetophenone	86	33	115
	LCS 240-210830/20-A		320-16390-1	Anthracene	102	55	105
	LCS 240-210830/20-A		320-16371-1	Anthracene	102	55	105
	LCS 240-210830/20-A		320-16390-1	Atrazine	117	50	130
	LCS 240-210830/20-A		320-16371-1	Atrazine	117	50	130
	LCS 240-210830/20-A		320-16390-1	Azobenzene	98	67	109
	LCS 240-210830/20-A		320-16371-1	Azobenzene	98	67	109
	LCS 240-210830/20-A		320-16390-1	Benzaldehyde	90	39	111

Table 6. Laboratory Control Samples Data Summary for Discrete Soil Samples for the Open Detonation Unit, Kirtland Air Force Base, December 2015

Method	LabSample ID	Matrix	SDG	Analyte	% Recovery	Lower Control Limit	Upper Control Limit
SW8270C							
	LCS 240-210830/20-A	SOIL	320-16371-1	Benzaldehyde	90	39	111
	LCS 240-210830/20-A		320-16390-1	Benzo[a]anthracene	103	50	110
	LCS 240-210830/20-A		320-16371-1	Benzo[a]anthracene	103	50	110
	LCS 240-210830/20-A		320-16390-1	Benzo[a]pyrene	102	50	110
	LCS 240-210830/20-A		320-16371-1	Benzo[a]pyrene	102	50	110
	LCS 240-210830/20-A		320-16390-1	Benzo[b]fluoranthene	103	45	115
	LCS 240-210830/20-A		320-16371-1	Benzo[b]fluoranthene	103	45	115
	LCS 240-210830/20-A		320-16390-1	Benzo[g,h,i]perylene	108	40	125
	LCS 240-210830/20-A		320-16371-1	Benzo[g,h,i]perylene	108	40	125
	LCS 240-210830/20-A		320-16390-1	Benzo[k]fluoranthene	108	45	125
	LCS 240-210830/20-A		320-16371-1	Benzo[k]fluoranthene	108	45	125
	LCS 240-210830/20-A		320-16390-1	bis (2-chloroisopropyl) ether	89	20	115
	LCS 240-210830/20-A		320-16371-1	bis (2-chloroisopropyl) ether	89	20	115
	LCS 240-210830/20-A		320-16390-1	Bis(2-chloroethoxy)methane	92	45	110
	LCS 240-210830/20-A		320-16371-1	Bis(2-chloroethoxy)methane	92	45	110
	LCS 240-210830/20-A		320-16390-1	Bis(2-chloroethyl)ether	88	40	105
	LCS 240-210830/20-A		320-16371-1	Bis(2-chloroethyl)ether	88	40	105
	LCS 240-210830/20-A		320-16371-1	Bis(2-ethylhexyl) phthalate	108	45	125
	LCS 240-210830/20-A		320-16390-1	Bis(2-ethylhexyl) phthalate	108	45	125
	LCS 240-210830/20-A		320-16390-1	Butyl benzyl phthalate	106	50	125
	LCS 240-210830/20-A		320-16371-1	Butyl benzyl phthalate	106	50	125
	LCS 240-210830/20-A		320-16390-1	Caprolactam	100	50	130
	LCS 240-210830/20-A		320-16371-1	Caprolactam	100	50	130
	LCS 240-210830/20-A		320-16371-1	Carbazole	115	45	115
	LCS 240-210830/20-A		320-16390-1	Carbazole	115	45	115
	LCS 240-210830/20-A		320-16390-1	Chrysene	106	55	110
	LCS 240-210830/20-A		320-16371-1	Chrysene	106	55	110
	LCS 240-210830/20-A		320-16371-1	Dibenz(a,h)anthracene	108	40	125
	LCS 240-210830/20-A		320-16390-1	Dibenz(a,h)anthracene	108	40	125
	LCS 240-210830/20-A		320-16371-1	Dibenzofuran	96	50	105
	LCS 240-210830/20-A		320-16390-1	Dibenzofuran	96	50	105
	LCS 240-210830/20-A		320-16371-1	Diethyl phthalate	101	50	115
	LCS 240-210830/20-A		320-16390-1	Diethyl phthalate	101	50	115
	LCS 240-210830/20-A		320-16390-1	Dimethyl phthalate	101	50	110
	LCS 240-210830/20-A		320-16371-1	Dimethyl phthalate	101	50	110
	LCS 240-210830/20-A		320-16390-1	Di-n-butyl phthalate	110	55	110
	LCS 240-210830/20-A		320-16371-1	Di-n-butyl phthalate	110	55	110
	LCS 240-210830/20-A		320-16371-1	Di-n-octyl phthalate	106	40	130
	LCS 240-210830/20-A		320-16390-1	Di-n-octyl phthalate	106	40	130
	LCS 240-210830/20-A		320-16371-1	Fluoranthene	107	55	115
	LCS 240-210830/20-A		320-16390-1	Fluoranthene	107	55	115
	LCS 240-210830/20-A		320-16371-1	Fluorene	97	50	110

Table 6. Laboratory Control Samples Data Summary for Discrete Soil Samples for the Open Detonation Unit, Kirtland Air Force Base, December 2015

Method	LabSample ID	Matrix	SDG	Analyte	% Recovery	Lower Control Limit	Upper Control Limit
SW8270C							
	LCS 240-210830/20-A	SOIL	320-16390-1	Fluorene	97	50	110
	LCS 240-210830/20-A		320-16390-1	Hexachlorobenzene	91	52	120
	LCS 240-210830/20-A		320-16371-1	Hexachlorobenzene	91	52	120
	LCS 240-210830/20-A		320-16390-1	Hexachlorobutadiene	88	35	120
	LCS 240-210830/20-A		320-16371-1	Hexachlorobutadiene	88	35	120
	LCS 240-210830/20-A		320-16371-1	Hexachlorocyclopentadiene	71	55	104
	LCS 240-210830/20-A		320-16390-1	Hexachlorocyclopentadiene	71	55	104
	LCS 240-210830/20-A		320-16390-1	Hexachloroethane	84	35	120
	LCS 240-210830/20-A		320-16371-1	Hexachloroethane	84	35	120
	LCS 240-210830/20-A		320-16390-1	Indeno[1,2,3-cd]pyrene	108	40	120
	LCS 240-210830/20-A		320-16371-1	Indeno[1,2,3-cd]pyrene	108	40	120
	LCS 240-210830/20-A		320-16390-1	Isophorone	91	45	110
	LCS 240-210830/20-A		320-16371-1	Isophorone	91	45	110
	LCS 240-210830/20-A		320-16390-1	Naphthalene	88	40	105
	LCS 240-210830/20-A		320-16371-1	Naphthalene	88	40	105
	LCS 240-210830/20-A		320-16390-1	Nitrobenzene	90	50	120
	LCS 240-210830/20-A		320-16371-1	Nitrobenzene	90	50	120
	LCS 240-210830/20-A		320-16390-1	N-Nitrosodimethylamine	84	20	115
	LCS 240-210830/20-A		320-16371-1	N-Nitrosodimethylamine	84	20	115
	LCS 240-210830/20-A		320-16390-1	N-Nitrosodi-n-propylamine	90	40	115
	LCS 240-210830/20-A		320-16371-1	N-Nitrosodi-n-propylamine	90	40	115
	LCS 240-210830/20-A		320-16371-1	N-Nitrosodiphenylamine	99	50	115
	LCS 240-210830/20-A		320-16390-1	N-Nitrosodiphenylamine	99	50	115
	LCS 240-210830/20-A		320-16371-1	Pentachlorophenol	65	39	120
	LCS 240-210830/20-A		320-16390-1	Pentachlorophenol	65	39	120
	LCS 240-210830/20-A		320-16371-1	Phenanthrene	101	50	110
	LCS 240-210830/20-A		320-16390-1	Phenanthrene	101	50	110
	LCS 240-210830/20-A		320-16390-1	Phenol	85	40	100
	LCS 240-210830/20-A		320-16371-1	Phenol	85	40	100
	LCS 240-210830/20-A		320-16390-1	Pyrene	111	45	125
	LCS 240-210830/20-A		320-16371-1	Pyrene	111	45	125
	LCS 240-211682/21-A		320-16345-1	1,2,4,5-Tetrachlorobenzene	77	40	160
	LCS 240-211682/21-A		320-16371-1	1,2,4,5-Tetrachlorobenzene	77	40	160
	LCS 240-211682/21-A		320-16345-1	2,4,5-Trichlorophenol	83	46	120
	LCS 240-211682/21-A		320-16371-1	2,4,5-Trichlorophenol	83	46	120
	LCS 240-211682/21-A		320-16345-1	2,4,6-Trichlorophenol	82	43	120
	LCS 240-211682/21-A		320-16371-1	2,4,6-Trichlorophenol	82	43	120
	LCS 240-211682/21-A		320-16345-1	2,4-Dichlorophenol	84	45	110
	LCS 240-211682/21-A		320-16371-1	2,4-Dichlorophenol	84	45	110
	LCS 240-211682/21-A		320-16345-1	2,4-Dimethylphenol	78	30	105
	LCS 240-211682/21-A		320-16371-1	2,4-Dimethylphenol	78	30	105
	LCS 240-211682/21-A		320-16345-1	2,4-Dinitrotoluene	90	36	120

Table 6. Laboratory Control Samples Data Summary for Discrete Soil Samples for the Open Detonation Unit, Kirtland Air Force Base, December 2015

Method	LabSample ID	Matrix	SDG	Analyte	% Recovery	Lower Control Limit	Upper Control Limit
SW8270C							
	LCS 240-211682/21-A	SOIL	320-16371-1	2,4-Dinitrotoluene	90	36	120
	LCS 240-211682/21-A		320-16345-1	2,6-Dichlorophenol	84	50	120
	LCS 240-211682/21-A		320-16371-1	2,6-Dichlorophenol	84	50	120
	LCS 240-211682/21-A		320-16345-1	2,6-Dinitrotoluene	89	50	110
	LCS 240-211682/21-A		320-16371-1	2,6-Dinitrotoluene	89	50	110
	LCS 240-211682/21-A		320-16345-1	2-Chloronaphthalene	79	45	105
	LCS 240-211682/21-A		320-16371-1	2-Chloronaphthalene	79	45	105
	LCS 240-211682/21-A		320-16345-1	2-Chlorophenol	85	45	105
	LCS 240-211682/21-A		320-16371-1	2-Chlorophenol	85	45	105
	LCS 240-211682/21-A		320-16345-1	2-Methylnaphthalene	82	45	105
	LCS 240-211682/21-A		320-16371-1	2-Methylnaphthalene	82	45	105
	LCS 240-211682/21-A		320-16371-1	2-Methylphenol	85	45	120
	LCS 240-211682/21-A		320-16345-1	2-Methylphenol	85	45	120
	LCS 240-211682/21-A		320-16345-1	2-Nitroaniline	92	45	120
	LCS 240-211682/21-A		320-16371-1	2-Nitroaniline	92	45	120
	LCS 240-211682/21-A		320-16345-1	2-Nitrophenol	85	40	110
	LCS 240-211682/21-A		320-16371-1	2-Nitrophenol	85	40	110
	LCS 240-211682/21-A		320-16345-1	3,3'-Dichlorobenzidine	78	10	130
	LCS 240-211682/21-A		320-16371-1	3,3'-Dichlorobenzidine	78	10	130
	LCS 240-211682/21-A		320-16345-1	3-Methylphenol & 4-Methylphe	86	44	120
	LCS 240-211682/21-A		320-16371-1	3-Methylphenol & 4-Methylphe	86	44	120
	LCS 240-211682/21-A		320-16345-1	3-Nitroaniline	69	25	110
	LCS 240-211682/21-A		320-16371-1	3-Nitroaniline	69	25	110
	LCS 240-211682/21-A		320-16345-1	4,6-Dinitro-2-methylphenol	59	30	135
	LCS 240-211682/21-A		320-16371-1	4,6-Dinitro-2-methylphenol	59	30	135
	LCS 240-211682/21-A		320-16345-1	4-Bromophenyl phenyl ether	96	45	115
	LCS 240-211682/21-A		320-16371-1	4-Bromophenyl phenyl ether	96	45	115
	LCS 240-211682/21-A		320-16345-1	4-Chloro-3-methylphenol	89	45	115
	LCS 240-211682/21-A		320-16371-1	4-Chloro-3-methylphenol	89	45	115
	LCS 240-211682/21-A		320-16345-1	4-Chloroaniline	53	10	95
	LCS 240-211682/21-A		320-16371-1	4-Chloroaniline	53	10	95
	LCS 240-211682/21-A		320-16345-1	4-Chlorophenyl phenyl ether	85	45	110
	LCS 240-211682/21-A		320-16371-1	4-Chlorophenyl phenyl ether	85	45	110
	LCS 240-211682/21-A		320-16345-1	4-Nitroaniline	89	35	115
	LCS 240-211682/21-A		320-16371-1	4-Nitroaniline	89	35	115
	LCS 240-211682/21-A		320-16345-1	4-Nitrophenol	103	15	140
	LCS 240-211682/21-A		320-16371-1	4-Nitrophenol	103	15	140
	LCS 240-211682/21-A		320-16345-1	Acenaphthene	78	45	110
	LCS 240-211682/21-A		320-16371-1	Acenaphthene	78	45	110
	LCS 240-211682/21-A		320-16345-1	Acenaphthylene	80	45	105
	LCS 240-211682/21-A		320-16371-1	Acenaphthylene	80	45	105
	LCS 240-211682/21-A		320-16345-1	Acetophenone	84	33	115

Table 6. Laboratory Control Samples Data Summary for Discrete Soil Samples for the Open Detonation Unit, Kirtland Air Force Base, December 2015

Method	LabSample ID	Matrix	SDG	Analyte	% Recovery	Lower Control Limit	Upper Control Limit
SW8270C							
	LCS 240-211682/21-A	SOIL	320-16371-1	Acetophenone	84	33	115
	LCS 240-211682/21-A		320-16345-1	Anthracene	89	55	105
	LCS 240-211682/21-A		320-16371-1	Anthracene	89	55	105
	LCS 240-211682/21-A		320-16345-1	Atrazine	99	50	130
	LCS 240-211682/21-A		320-16371-1	Atrazine	99	50	130
	LCS 240-211682/21-A		320-16345-1	Azobenzene	101	67	109
	LCS 240-211682/21-A		320-16371-1	Azobenzene	101	67	109
	LCS 240-211682/21-A		320-16345-1	Benzaldehyde	92	39	111
	LCS 240-211682/21-A		320-16371-1	Benzaldehyde	92	39	111
	LCS 240-211682/21-A		320-16345-1	Benzo[a]anthracene	90	50	110
	LCS 240-211682/21-A		320-16371-1	Benzo[a]anthracene	90	50	110
	LCS 240-211682/21-A		320-16371-1	Benzo[a]pyrene	90	50	110
	LCS 240-211682/21-A		320-16345-1	Benzo[a]pyrene	90	50	110
	LCS 240-211682/21-A		320-16371-1	Benzo[b]fluoranthene	91	45	115
	LCS 240-211682/21-A		320-16345-1	Benzo[b]fluoranthene	91	45	115
	LCS 240-211682/21-A		320-16371-1	Benzo[g,h,i]perylene	94	40	125
	LCS 240-211682/21-A		320-16345-1	Benzo[g,h,i]perylene	94	40	125
	LCS 240-211682/21-A		320-16371-1	Benzo[k]fluoranthene	92	45	125
	LCS 240-211682/21-A		320-16345-1	Benzo[k]fluoranthene	92	45	125
	LCS 240-211682/21-A		320-16371-1	bis (2-chloroisopropyl) ether	86	20	115
	LCS 240-211682/21-A		320-16345-1	bis (2-chloroisopropyl) ether	86	20	115
	LCS 240-211682/21-A		320-16371-1	Bis(2-chloroethoxy)methane	89	45	110
	LCS 240-211682/21-A		320-16345-1	Bis(2-chloroethoxy)methane	89	45	110
	LCS 240-211682/21-A		320-16371-1	Bis(2-chloroethyl)ether	86	40	105
	LCS 240-211682/21-A		320-16345-1	Bis(2-chloroethyl)ether	86	40	105
	LCS 240-211682/21-A		320-16371-1	**Bis(2-ethylhexyl) phthalate**	**138**	**45**	**125**
	LCS 240-211682/21-A		320-16345-1	**Bis(2-ethylhexyl) phthalate**	**138**	**45**	**125**
	LCS 240-211682/21-A		320-16345-1	Butyl benzyl phthalate	98	50	125
	LCS 240-211682/21-A		320-16371-1	Butyl benzyl phthalate	98	50	125
	LCS 240-211682/21-A		320-16345-1	Caprolactam	94	50	130
	LCS 240-211682/21-A		320-16371-1	Caprolactam	94	50	130
	LCS 240-211682/21-A		320-16371-1	Carbazole	109	45	115
	LCS 240-211682/21-A		320-16345-1	Carbazole	109	45	115
	LCS 240-211682/21-A		320-16371-1	Chrysene	91	55	110
	LCS 240-211682/21-A		320-16345-1	Chrysene	91	55	110
	LCS 240-211682/21-A		320-16371-1	Dibenz(a,h)anthracene	96	40	125
	LCS 240-211682/21-A		320-16345-1	Dibenz(a,h)anthracene	96	40	125
	LCS 240-211682/21-A		320-16371-1	Dibenzofuran	83	50	105
	LCS 240-211682/21-A		320-16345-1	Dibenzofuran	83	50	105
	LCS 240-211682/21-A		320-16371-1	Diethyl phthalate	82	50	115
	LCS 240-211682/21-A		320-16345-1	Diethyl phthalate	82	50	115
	LCS 240-211682/21-A		320-16371-1	Dimethyl phthalate	88	50	110

Table 6. Laboratory Control Samples Data Summary for Discrete Soil Samples for the Open Detonation Unit, Kirtland Air Force Base, December 2015

Method	LabSample ID	Matrix	SDG	Analyte	% Recovery	Lower Control Limit	Upper Control Limit
SW8270C							
	LCS 240-211682/21-A	SOIL	320-16345-1	Dimethyl phthalate	88	50	110
	LCS 240-211682/21-A		320-16371-1	**Di-n-butyl phthalate**	**115**	**55**	**110**
	LCS 240-211682/21-A		320-16345-1	**Di-n-butyl phthalate**	**115**	**55**	**110**
	LCS 240-211682/21-A		320-16371-1	Di-n-octyl phthalate	96	40	130
	LCS 240-211682/21-A		320-16345-1	Di-n-octyl phthalate	96	40	130
	LCS 240-211682/21-A		320-16371-1	Fluoranthene	102	55	115
	LCS 240-211682/21-A		320-16345-1	Fluoranthene	102	55	115
	LCS 240-211682/21-A		320-16345-1	Fluorene	78	50	110
	LCS 240-211682/21-A		320-16371-1	Fluorene	78	50	110
	LCS 240-211682/21-A		320-16371-1	Hexachlorobenzene	84	52	120
	LCS 240-211682/21-A		320-16345-1	Hexachlorobenzene	84	52	120
	LCS 240-211682/21-A		320-16371-1	Hexachlorobutadiene	82	35	120
	LCS 240-211682/21-A		320-16345-1	Hexachlorobutadiene	82	35	120
	LCS 240-211682/21-A		320-16371-1	Hexachlorocyclopentadiene	61	55	104
	LCS 240-211682/21-A		320-16345-1	Hexachlorocyclopentadiene	61	55	104
	LCS 240-211682/21-A		320-16345-1	Hexachloroethane	79	35	120
	LCS 240-211682/21-A		320-16371-1	Hexachloroethane	79	35	120
	LCS 240-211682/21-A		320-16345-1	Indeno[1,2,3-cd]pyrene	95	40	120
	LCS 240-211682/21-A		320-16371-1	Indeno[1,2,3-cd]pyrene	95	40	120
	LCS 240-211682/21-A		320-16345-1	Isophorone	88	45	110
	LCS 240-211682/21-A		320-16371-1	Isophorone	88	45	110
	LCS 240-211682/21-A		320-16371-1	Naphthalene	80	40	105
	LCS 240-211682/21-A		320-16345-1	Naphthalene	80	40	105
	LCS 240-211682/21-A		320-16371-1	Nitrobenzene	86	50	120
	LCS 240-211682/21-A		320-16345-1	Nitrobenzene	86	50	120
	LCS 240-211682/21-A		320-16345-1	N-Nitrosodimethylamine	83	20	115
	LCS 240-211682/21-A		320-16371-1	N-Nitrosodimethylamine	83	20	115
	LCS 240-211682/21-A		320-16345-1	N-Nitrosodi-n-propylamine	88	40	115
	LCS 240-211682/21-A		320-16371-1	N-Nitrosodi-n-propylamine	88	40	115
	LCS 240-211682/21-A		320-16371-1	N-Nitrosodiphenylamine	86	50	115
	LCS 240-211682/21-A		320-16345-1	N-Nitrosodiphenylamine	86	50	115
	LCS 240-211682/21-A		320-16371-1	Pentachlorophenol	88	39	120
	LCS 240-211682/21-A		320-16345-1	Pentachlorophenol	88	39	120
	LCS 240-211682/21-A		320-16345-1	Phenanthrene	88	50	110
	LCS 240-211682/21-A		320-16371-1	Phenanthrene	88	50	110
	LCS 240-211682/21-A		320-16345-1	Phenol	84	40	100
	LCS 240-211682/21-A		320-16371-1	Phenol	84	40	100
	LCS 240-211682/21-A		320-16371-1	Pyrene	94	45	125
	LCS 240-211682/21-A		320-16345-1	Pyrene	94	45	125
	LCS 240-212316/11-A		320-16371-1	1,2,4,5-Tetrachlorobenzene	84	40	160
	LCS 240-212316/11-A		320-16371-1	2,4,5-Trichlorophenol	65	46	120
	LCS 240-212316/11-A		320-16371-1	2,4,6-Trichlorophenol	48	43	120

Table 6. Laboratory Control Samples Data Summary for Discrete Soil Samples for the Open Detonation Unit, Kirtland Air Force Base, December 2015

Method	LabSample ID	Matrix	SDG	Analyte	% Recovery	Lower Control Limit	Upper Control Limit
SW8270C							
	LCS 240-212316/11-A	SOIL	320-16371-1	2,4-Dichlorophenol	81	45	110
	LCS 240-212316/11-A		320-16371-1	2,4-Dimethylphenol	82	30	105
	LCS 240-212316/11-A		320-16371-1	2,4-Dinitrotoluene	97	36	120
	LCS 240-212316/11-A		320-16371-1	2,6-Dichlorophenol	74	50	120
	LCS 240-212316/11-A		320-16371-1	2,6-Dinitrotoluene	91	50	110
	LCS 240-212316/11-A		320-16371-1	2-Chloronaphthalene	82	45	105
	LCS 240-212316/11-A		320-16371-1	2-Chlorophenol	86	45	105
	LCS 240-212316/11-A		320-16371-1	2-Methylnaphthalene	84	45	105
	LCS 240-212316/11-A		320-16371-1	2-Methylphenol	85	45	120
	LCS 240-212316/11-A		320-16371-1	2-Nitroaniline	94	45	120
	LCS 240-212316/11-A		320-16371-1	2-Nitrophenol	88	40	110
	LCS 240-212316/11-A		320-16371-1	3,3'-Dichlorobenzidine	85	10	130
	LCS 240-212316/11-A		320-16371-1	3-Methylphenol & 4-Methylphe	85	44	120
	LCS 240-212316/11-A		320-16371-1	3-Nitroaniline	87	25	110
	LCS 240-212316/11-A		320-16371-1	4,6-Dinitro-2-methylphenol	55	30	135
	LCS 240-212316/11-A		320-16371-1	4-Bromophenyl phenyl ether	91	45	115
	LCS 240-212316/11-A		320-16371-1	4-Chloro-3-methylphenol	86	45	115
	LCS 240-212316/11-A		320-16371-1	4-Chloroaniline	73	10	95
	LCS 240-212316/11-A		320-16371-1	4-Chlorophenyl phenyl ether	84	45	110
	LCS 240-212316/11-A		320-16371-1	4-Nitroaniline	101	35	115
	LCS 240-212316/11-A		320-16371-1	4-Nitrophenol	98	15	140
	LCS 240-212316/11-A		320-16371-1	Acenaphthene	79	45	110
	LCS 240-212316/11-A		320-16371-1	Acenaphthylene	81	45	105
	LCS 240-212316/11-A		320-16371-1	Acetophenone	83	33	115
	LCS 240-212316/11-A		320-16371-1	Anthracene	84	55	105
	LCS 240-212316/11-A		320-16371-1	Atrazine	101	50	130
	LCS 240-212316/11-A		320-16371-1	Azobenzene	94	67	109
	LCS 240-212316/11-A		320-16371-1	Benzaldehyde	91	39	111
	LCS 240-212316/11-A		320-16371-1	Benzo[a]anthracene	84	50	110
	LCS 240-212316/11-A		320-16371-1	Benzo[a]pyrene	84	50	110
	LCS 240-212316/11-A		320-16371-1	Benzo[b]fluoranthene	87	45	115
	LCS 240-212316/11-A		320-16371-1	Benzo[g,h,i]perylene	87	40	125
	LCS 240-212316/11-A		320-16371-1	Benzo[k]fluoranthene	81	45	125
	LCS 240-212316/11-A		320-16371-1	bis (2-chloroisopropyl) ether	82	20	115
	LCS 240-212316/11-A		320-16371-1	Bis(2-chloroethoxy)methane	90	45	110
	LCS 240-212316/11-A		320-16371-1	Bis(2-chloroethyl)ether	84	40	105
	LCS 240-212316/11-A		320-16371-1	Bis(2-ethylhexyl) phthalate	97	45	125
	LCS 240-212316/11-A		320-16371-1	Butyl benzyl phthalate	95	50	125
	LCS 240-212316/11-A		320-16371-1	Caprolactam	91	50	130
	LCS 240-212316/11-A		320-16371-1	Carbazole	97	45	115
	LCS 240-212316/11-A		320-16371-1	Chrysene	85	55	110
	LCS 240-212316/11-A		320-16371-1	Dibenz(a,h)anthracene	88	40	125

Table 6. Laboratory Control Samples Data Summary for Discrete Soil Samples for the Open Detonation Unit, Kirtland Air Force Base, December 2015

Method	LabSample ID	Matrix	SDG	Analyte	% Recovery	Lower Control Limit	Upper Control Limit
SW8270C							
	LCS 240-212316/11-A	SOIL	320-16371-1	Dibenzofuran	81	50	105
	LCS 240-212316/11-A		320-16371-1	Diethyl phthalate	94	50	115
	LCS 240-212316/11-A		320-16371-1	Dimethyl phthalate	90	50	110
	LCS 240-212316/11-A		320-16371-1	Di-n-butyl phthalate	106	55	110
	LCS 240-212316/11-A		320-16371-1	Di-n-octyl phthalate	90	40	130
	LCS 240-212316/11-A		320-16371-1	Fluoranthene	92	55	115
	LCS 240-212316/11-A		320-16371-1	Fluorene	77	50	110
	LCS 240-212316/11-A		320-16371-1	Hexachlorobenzene	84	52	120
	LCS 240-212316/11-A		320-16371-1	Hexachlorobutadiene	86	35	120
	LCS 240-212316/11-A		320-16371-1	Hexachlorocyclopentadiene	78	55	104
	LCS 240-212316/11-A		320-16371-1	Hexachloroethane	85	35	120
	LCS 240-212316/11-A		320-16371-1	Indeno[1,2,3-cd]pyrene	88	40	120
	LCS 240-212316/11-A		320-16371-1	Isophorone	89	45	110
	LCS 240-212316/11-A		320-16371-1	Naphthalene	82	40	105
	LCS 240-212316/11-A		320-16371-1	Nitrobenzene	89	50	120
	LCS 240-212316/11-A		320-16371-1	N-Nitrosodimethylamine	78	20	115
	LCS 240-212316/11-A		320-16371-1	N-Nitrosodi-n-propylamine	89	40	115
	LCS 240-212316/11-A		320-16371-1	N-Nitrosodiphenylamine	88	50	115
	LCS 240-212316/11-A		320-16371-1	Pentachlorophenol	64	39	120
	LCS 240-212316/11-A		320-16371-1	Phenanthrene	85	50	110
	LCS 240-212316/11-A		320-16371-1	Phenol	81	40	100
	LCS 240-212316/11-A		320-16371-1	Pyrene	90	45	125
SW8290							
	LCS 320-95010/2-A	WATER	320-16345-2	1,2,3,4,6,7,8-HpCDD	91	81	132
	LCS 320-95010/2-A		320-16345-2	1,2,3,4,6,7,8-HpCDF	89	81	135
	LCS 320-95010/2-A		320-16345-2	1,2,3,4,7,8,9-HpCDF	95	72	140
	LCS 320-95010/2-A		320-16345-2	1,2,3,4,7,8-HxCDD	108	65	144
	LCS 320-95010/2-A		320-16345-2	1,2,3,4,7,8-HxCDF	100	86	126
	LCS 320-95010/2-A		320-16345-2	1,2,3,6,7,8-HxCDD	98	78	137
	LCS 320-95010/2-A		320-16345-2	1,2,3,6,7,8-HxCDF	91	79	137
	LCS 320-95010/2-A		320-16345-2	1,2,3,7,8,9-HxCDD	101	74	142
	LCS 320-95010/2-A		320-16345-2	1,2,3,7,8,9-HxCDF	101	72	145
	LCS 320-95010/2-A		320-16345-2	1,2,3,7,8-PeCDD	92	79	125
	LCS 320-95010/2-A		320-16345-2	1,2,3,7,8-PeCDF	99	79	137
	LCS 320-95010/2-A		320-16345-2	2,3,4,6,7,8-HxCDF	102	80	138
	LCS 320-95010/2-A		320-16345-2	2,3,4,7,8-PeCDF	95	76	137
	LCS 320-95010/2-A		320-16345-2	2,3,7,8-TCDD	93	72	144
	LCS 320-95010/2-A		320-16345-2	2,3,7,8-TCDF	97	73	150
	LCS 320-95010/2-A		320-16345-2	**OCDD**	**79**	**80**	**129**
	LCS 320-95010/2-A		320-16345-2	OCDF	79	65	145
	LCS 320-95048/2-A	SOIL	320-16345-2	1,2,3,4,6,7,8-HpCDD	103	40	125
	LCS 320-95048/2-A		320-16345-2	1,2,3,4,6,7,8-HpCDF	101	40	125

Table 6. Laboratory Control Samples Data Summary for Discrete Soil Samples for the Open Detonation Unit, Kirtland Air Force Base, December 2015

Method	LabSample ID	Matrix	SDG	Analyte	% Recovery	Lower Control Limit	Upper Control Limit
SW8290							
	LCS 320-95048/2-A	SOIL	320-16345-2	1,2,3,4,7,8,9-HpCDF	99	40	125
	LCS 320-95048/2-A		320-16345-2	1,2,3,4,7,8-HxCDD	94	40	125
	LCS 320-95048/2-A		320-16345-2	1,2,3,4,7,8-HxCDF	105	40	125
	LCS 320-95048/2-A		320-16345-2	1,2,3,6,7,8-HxCDD	104	40	125
	LCS 320-95048/2-A		320-16345-2	1,2,3,6,7,8-HxCDF	107	40	125
	LCS 320-95048/2-A		320-16345-2	1,2,3,7,8,9-HxCDD	102	40	125
	LCS 320-95048/2-A		320-16345-2	1,2,3,7,8,9-HxCDF	112	40	125
	LCS 320-95048/2-A		320-16345-2	1,2,3,7,8-PeCDD	106	40	125
	LCS 320-95048/2-A		320-16345-2	1,2,3,7,8-PeCDF	109	40	125
	LCS 320-95048/2-A		320-16345-2	2,3,4,6,7,8-HxCDF	111	40	125
	LCS 320-95048/2-A		320-16345-2	2,3,4,7,8-PeCDF	101	40	125
	LCS 320-95048/2-A		320-16345-2	2,3,7,8-TCDD	106	40	125
	LCS 320-95048/2-A		320-16345-2	2,3,7,8-TCDF	106	40	125
	LCS 320-95048/2-A		320-16345-2	OCDD	105	40	125
	LCS 320-95048/2-A		320-16345-2	OCDF	111	40	125
	LCS 320-95264/2-A	WATER	320-16371-2	1,2,3,4,6,7,8-HpCDD	92	81	132
	LCS 320-95264/2-A		320-16371-2	1,2,3,4,6,7,8-HpCDF	90	81	135
	LCS 320-95264/2-A		320-16371-2	1,2,3,4,7,8,9-HpCDF	85	72	140
	LCS 320-95264/2-A		320-16371-2	1,2,3,4,7,8-HxCDD	95	65	144
	LCS 320-95264/2-A		320-16371-2	1,2,3,4,7,8-HxCDF	101	86	126
	LCS 320-95264/2-A		320-16371-2	1,2,3,6,7,8-HxCDD	100	78	137
	LCS 320-95264/2-A		320-16371-2	1,2,3,6,7,8-HxCDF	104	79	137
	LCS 320-95264/2-A		320-16371-2	1,2,3,7,8,9-HxCDD	88	74	142
	LCS 320-95264/2-A		320-16371-2	1,2,3,7,8,9-HxCDF	103	72	145
	LCS 320-95264/2-A		320-16371-2	1,2,3,7,8-PeCDD	107	79	125
	LCS 320-95264/2-A		320-16371-2	1,2,3,7,8-PeCDF	106	79	137
	LCS 320-95264/2-A		320-16371-2	2,3,4,6,7,8-HxCDF	108	80	138
	LCS 320-95264/2-A		320-16371-2	2,3,4,7,8-PeCDF	103	76	137
	LCS 320-95264/2-A		320-16371-2	2,3,7,8-TCDD	108	72	144
	LCS 320-95264/2-A		320-16371-2	2,3,7,8-TCDF	108	73	150
	LCS 320-95264/2-A		320-16371-2	OCDD	83	80	129
	LCS 320-95264/2-A		320-16371-2	OCDF	88	65	145
	LCS 320-95368/2-A	SOIL	320-16345-2	1,2,3,4,6,7,8-HpCDD	114	40	125
	LCS 320-95368/2-A		320-16345-2	1,2,3,4,6,7,8-HpCDF	110	40	125
	LCS 320-95368/2-A		320-16345-2	1,2,3,4,7,8,9-HpCDF	124	40	125
	LCS 320-95368/2-A		320-16345-2	1,2,3,4,7,8-HxCDD	108	40	125
	LCS 320-95368/2-A		320-16345-2	1,2,3,4,7,8-HxCDF	117	40	125
	LCS 320-95368/2-A		320-16345-2	1,2,3,6,7,8-HxCDD	112	40	125
	LCS 320-95368/2-A		320-16345-2	1,2,3,6,7,8-HxCDF	114	40	125
	LCS 320-95368/2-A		320-16345-2	1,2,3,7,8,9-HxCDD	112	40	125
	LCS 320-95368/2-A		320-16345-2	1,2,3,7,8,9-HxCDF	117	40	125
	LCS 320-95368/2-A		320-16345-2	1,2,3,7,8-PeCDD	112	40	125

Table 6. Laboratory Control Samples Data Summary for Discrete Soil Samples for the Open Detonation Unit, Kirtland Air Force Base, December 2015

Method	LabSample ID	Matrix	SDG	Analyte	% Recovery	Lower Control Limit	Upper Control Limit
SW8290							
	LCS 320-95368/2-A	SOIL	320-16345-2	1,2,3,7,8-PeCDF	115	40	125
	LCS 320-95368/2-A		320-16345-2	2,3,4,6,7,8-HxCDF	116	40	125
	LCS 320-95368/2-A		320-16345-2	2,3,4,7,8-PeCDF	113	40	125
	LCS 320-95368/2-A		320-16345-2	2,3,7,8-TCDD	109	40	125
	LCS 320-95368/2-A		320-16345-2	2,3,7,8-TCDF	108	40	125
	LCS 320-95368/2-A		320-16345-2	OCDD	111	40	125
	LCS 320-95368/2-A		320-16345-2	OCDF	110	40	125
	LCS 320-95440/2-A	WATER	320-16390-2	1,2,3,4,6,7,8-HpCDD	101	81	132
	LCS 320-95440/2-A		320-16390-2	1,2,3,4,6,7,8-HpCDF	97	81	135
	LCS 320-95440/2-A		320-16390-2	1,2,3,4,7,8,9-HpCDF	111	72	140
	LCS 320-95440/2-A		320-16390-2	1,2,3,4,7,8-HxCDD	102	65	144
	LCS 320-95440/2-A		320-16390-2	1,2,3,4,7,8-HxCDF	100	86	126
	LCS 320-95440/2-A		320-16390-2	1,2,3,6,7,8-HxCDD	97	78	137
	LCS 320-95440/2-A		320-16390-2	1,2,3,6,7,8-HxCDF	99	79	137
	LCS 320-95440/2-A		320-16390-2	1,2,3,7,8,9-HxCDD	101	74	142
	LCS 320-95440/2-A		320-16390-2	1,2,3,7,8,9-HxCDF	102	72	145
	LCS 320-95440/2-A		320-16390-2	1,2,3,7,8-PeCDD	96	79	125
	LCS 320-95440/2-A		320-16390-2	1,2,3,7,8-PeCDF	102	79	137
	LCS 320-95440/2-A		320-16390-2	2,3,4,6,7,8-HxCDF	100	80	138
	LCS 320-95440/2-A		320-16390-2	2,3,4,7,8-PeCDF	97	76	137
	LCS 320-95440/2-A		320-16390-2	2,3,7,8-TCDD	95	72	144
	LCS 320-95440/2-A		320-16390-2	2,3,7,8-TCDF	94	73	150
	LCS 320-95440/2-A		320-16390-2	OCDD	99	80	129
	LCS 320-95440/2-A		320-16390-2	OCDF	112	65	145
	LCS 320-95561/2-A	SOIL	320-16371-2	1,2,3,4,6,7,8-HpCDD	105	40	125
	LCS 320-95561/2-A		320-16371-2	1,2,3,4,6,7,8-HpCDF	101	40	125
	LCS 320-95561/2-A		320-16371-2	1,2,3,4,7,8,9-HpCDF	113	40	125
	LCS 320-95561/2-A		320-16371-2	1,2,3,4,7,8-HxCDD	99	40	125
	LCS 320-95561/2-A		320-16371-2	1,2,3,4,7,8-HxCDF	106	40	125
	LCS 320-95561/2-A		320-16371-2	1,2,3,6,7,8-HxCDD	102	40	125
	LCS 320-95561/2-A		320-16371-2	1,2,3,6,7,8-HxCDF	104	40	125
	LCS 320-95561/2-A		320-16371-2	1,2,3,7,8,9-HxCDD	101	40	125
	LCS 320-95561/2-A		320-16371-2	1,2,3,7,8,9-HxCDF	107	40	125
	LCS 320-95561/2-A		320-16371-2	1,2,3,7,8-PeCDD	100	40	125
	LCS 320-95561/2-A		320-16371-2	1,2,3,7,8-PeCDF	106	40	125
	LCS 320-95561/2-A		320-16371-2	2,3,4,6,7,8-HxCDF	105	40	125
	LCS 320-95561/2-A		320-16371-2	2,3,4,7,8-PeCDF	101	40	125
	LCS 320-95561/2-A		320-16371-2	2,3,7,8-TCDD	97	40	125
	LCS 320-95561/2-A		320-16371-2	2,3,7,8-TCDF	96	40	125
	LCS 320-95561/2-A		320-16371-2	OCDD	103	40	125
	LCS 320-95561/2-A		320-16371-2	OCDF	106	40	125
	LCS 320-95825/2-A		320-16390-2	1,2,3,4,6,7,8-HpCDD	107	40	125

Table 6. Laboratory Control Samples Data Summary for Discrete Soil Samples for the Open Detonation Unit, Kirtland Air Force Base, December 2015

Method	LabSample ID	Matrix	SDG	Analyte	% Recovery	Lower Control Limit	Upper Control Limit
SW8290							
	LCS 320-95825/2-A	SOIL	320-16390-2	1,2,3,4,6,7,8-HpCDF	101	40	125
	LCS 320-95825/2-A		320-16390-2	1,2,3,4,7,8,9-HpCDF	114	40	125
	LCS 320-95825/2-A		320-16390-2	1,2,3,4,7,8-HxCDD	108	40	125
	LCS 320-95825/2-A		320-16390-2	1,2,3,4,7,8-HxCDF	105	40	125
	LCS 320-95825/2-A		320-16390-2	1,2,3,6,7,8-HxCDD	105	40	125
	LCS 320-95825/2-A		320-16390-2	1,2,3,6,7,8-HxCDF	103	40	125
	LCS 320-95825/2-A		320-16390-2	1,2,3,7,8,9-HxCDD	107	40	125
	LCS 320-95825/2-A		320-16390-2	1,2,3,7,8,9-HxCDF	110	40	125
	LCS 320-95825/2-A		320-16390-2	1,2,3,7,8-PeCDD	103	40	125
	LCS 320-95825/2-A		320-16390-2	1,2,3,7,8-PeCDF	107	40	125
	LCS 320-95825/2-A		320-16390-2	2,3,4,6,7,8-HxCDF	108	40	125
	LCS 320-95825/2-A		320-16390-2	2,3,4,7,8-PeCDF	106	40	125
	LCS 320-95825/2-A		320-16390-2	2,3,7,8-TCDD	97	40	125
	LCS 320-95825/2-A		320-16390-2	2,3,7,8-TCDF	98	40	125
	LCS 320-95825/2-A		320-16390-2	OCDD	104	40	125
	LCS 320-95825/2-A		320-16390-2	OCDF	104	40	125
SW8330B							
	LCS 320-95008/2-A	WATER	320-16345-1	1,3,5-Trinitrobenzene	110	65	140
	LCS 320-95008/2-A		320-16345-1	1,3-Dinitrobenzene	113	45	160
	LCS 320-95008/2-A		320-16345-1	2,4,6-Trinitrotoluene	100	50	145
	LCS 320-95008/2-A		320-16345-1	2,4-Dinitrotoluene	105	60	135
	LCS 320-95008/2-A		320-16345-1	2,6-Dinitrotoluene	106	60	135
	LCS 320-95008/2-A		320-16345-1	2-Amino-4,6-dinitrotoluene	106	50	155
	LCS 320-95008/2-A		320-16345-1	2-Nitrotoluene	103	45	135
	LCS 320-95008/2-A		320-16345-1	3-Nitrotoluene	103	50	130
	LCS 320-95008/2-A		320-16345-1	4-Amino-2,6-dinitrotoluene	109	55	155
	LCS 320-95008/2-A		320-16345-1	4-Nitrotoluene	103	50	130
	LCS 320-95008/2-A		320-16345-1	HMX	114	80	115
	LCS 320-95008/2-A		320-16345-1	Nitrobenzene	110	50	140
	LCS 320-95008/2-A		320-16345-1	Nitroglycerin	107	85	115
	LCS 320-95008/2-A		320-16345-1	PETN	106	81	117
	LCS 320-95008/2-A		320-16345-1	RDX	118	50	160
	LCS 320-95008/2-A		320-16345-1	Tetryl	96	20	175
	LCS 320-95562/2-A		320-16390-1	1,3,5-Trinitrobenzene	106	65	140
	LCS 320-95562/2-A		320-16371-1	1,3,5-Trinitrobenzene	106	65	140
	LCS 320-95562/2-A		320-16390-1	1,3-Dinitrobenzene	110	45	160
	LCS 320-95562/2-A		320-16371-1	1,3-Dinitrobenzene	110	45	160
	LCS 320-95562/2-A		320-16390-1	2,4,6-Trinitrotoluene	100	50	145
	LCS 320-95562/2-A		320-16371-1	2,4,6-Trinitrotoluene	100	50	145
	LCS 320-95562/2-A		320-16390-1	2,4-Dinitrotoluene	102	60	135
	LCS 320-95562/2-A		320-16371-1	2,4-Dinitrotoluene	102	60	135
	LCS 320-95562/2-A		320-16371-1	2,6-Dinitrotoluene	103	60	135

Table 6. Laboratory Control Samples Data Summary for Discrete Soil Samples for the Open Detonation Unit, Kirtland Air Force Base, December 2015

Method	LabSample ID	Matrix	SDG	Analyte	% Recovery	Lower Control Limit	Upper Control Limit
SW8330B							
	LCS 320-95562/2-A	WATER	320-16390-1	2,6-Dinitrotoluene	103	60	135
	LCS 320-95562/2-A		320-16390-1	2-Amino-4,6-dinitrotoluene	103	50	155
	LCS 320-95562/2-A		320-16371-1	2-Amino-4,6-dinitrotoluene	103	50	155
	LCS 320-95562/2-A		320-16371-1	2-Nitrotoluene	95	45	135
	LCS 320-95562/2-A		320-16390-1	2-Nitrotoluene	95	45	135
	LCS 320-95562/2-A		320-16390-1	3-Nitrotoluene	98	50	130
	LCS 320-95562/2-A		320-16371-1	3-Nitrotoluene	98	50	130
	LCS 320-95562/2-A		320-16390-1	4-Amino-2,6-dinitrotoluene	104	55	155
	LCS 320-95562/2-A		320-16371-1	4-Amino-2,6-dinitrotoluene	104	55	155
	LCS 320-95562/2-A		320-16390-1	4-Nitrotoluene	99	50	130
	LCS 320-95562/2-A		320-16371-1	4-Nitrotoluene	99	50	130
	LCS 320-95562/2-A		320-16390-1	HMX	105	80	115
	LCS 320-95562/2-A		320-16371-1	HMX	105	80	115
	LCS 320-95562/2-A		320-16371-1	Nitrobenzene	107	50	140
	LCS 320-95562/2-A		320-16390-1	Nitrobenzene	107	50	140
	LCS 320-95562/2-A		320-16390-1	Nitroglycerin	107	85	115
	LCS 320-95562/2-A		320-16371-1	Nitroglycerin	107	85	115
	LCS 320-95562/2-A		320-16371-1	PETN	110	81	117
	LCS 320-95562/2-A		320-16390-1	PETN	110	81	117
	LCS 320-95562/2-A		320-16390-1	RDX	113	50	160
	LCS 320-95562/2-A		320-16371-1	RDX	113	50	160
	LCS 320-95562/2-A		320-16371-1	Tetryl	97	20	175
	LCS 320-95562/2-A		320-16390-1	Tetryl	97	20	175
	LCS 320-95643/2-A	SOIL	320-16345-1	1,3,5-Trinitrobenzene	98	81	121
	LCS 320-95643/2-A		320-16345-1	1,3-Dinitrobenzene	100	81	121
	LCS 320-95643/2-A		320-16345-1	2,4,6-Trinitrotoluene	96	65	105
	LCS 320-95643/2-A		320-16345-1	2,4-Dinitrotoluene	97	79	119
	LCS 320-95643/2-A		320-16345-1	2,6-Dinitrotoluene	98	79	119
	LCS 320-95643/2-A		320-16345-1	2-Amino-4,6-dinitrotoluene	98	79	119
	LCS 320-95643/2-A		320-16345-1	2-Nitrotoluene	94	78	118
	LCS 320-95643/2-A		320-16345-1	3-Nitrotoluene	99	77	117
	LCS 320-95643/2-A		320-16345-1	4-Amino-2,6-dinitrotoluene	101	81	121
	LCS 320-95643/2-A		320-16345-1	4-Nitrotoluene	96	78	118
	LCS 320-95643/2-A		320-16345-1	HMX	101	80	120
	LCS 320-95643/2-A		320-16345-1	Nitrobenzene	102	80	120
	LCS 320-95643/2-A		320-16345-1	Nitroglycerin	102	76	116
	LCS 320-95643/2-A		320-16345-1	PETN	102	76	116
	LCS 320-95643/2-A		320-16345-1	RDX	102	82	122
	LCS 320-95643/2-A		320-16345-1	Tetryl	94	63	120
	LCS 320-95655/2-A		320-16345-1	1,3,5-Trinitrobenzene	98	81	121
	LCS 320-95655/2-A		320-16345-1	1,3-Dinitrobenzene	101	81	121
	LCS 320-95655/2-A		320-16345-1	2,4,6-Trinitrotoluene	98	65	105

Table 6. Laboratory Control Samples Data Summary for Discrete Soil Samples for the Open Detonation Unit, Kirtland Air Force Base, December 2015

Method	LabSample ID	Matrix	SDG	Analyte	% Recovery	Lower Control Limit	Upper Control Limit
SW8330B							
	LCS 320-95655/2-A	SOIL	320-16345-1	2,4-Dinitrotoluene	99	79	119
	LCS 320-95655/2-A		320-16345-1	2,6-Dinitrotoluene	98	79	119
	LCS 320-95655/2-A		320-16345-1	2-Amino-4,6-dinitrotoluene	98	79	119
	LCS 320-95655/2-A		320-16345-1	2-Nitrotoluene	96	78	118
	LCS 320-95655/2-A		320-16345-1	3-Nitrotoluene	98	77	117
	LCS 320-95655/2-A		320-16345-1	4-Amino-2,6-dinitrotoluene	101	81	121
	LCS 320-95655/2-A		320-16345-1	4-Nitrotoluene	96	78	118
	LCS 320-95655/2-A		320-16345-1	HMX	101	80	120
	LCS 320-95655/2-A		320-16345-1	Nitrobenzene	103	80	120
	LCS 320-95655/2-A		320-16345-1	Nitroglycerin	100	76	116
	LCS 320-95655/2-A		320-16345-1	PETN	103	76	116
	LCS 320-95655/2-A		320-16345-1	RDX	102	82	122
	LCS 320-95655/2-A		320-16345-1	Tetryl	94	63	120
	LCS 320-95810/2-A		320-16371-1	1,3,5-Trinitrobenzene	98	81	121
	LCS 320-95810/2-A		320-16371-1	1,3-Dinitrobenzene	100	81	121
	LCS 320-95810/2-A		320-16371-1	2,4,6-Trinitrotoluene	96	65	105
	LCS 320-95810/2-A		320-16371-1	2,4-Dinitrotoluene	98	79	119
	LCS 320-95810/2-A		320-16371-1	2,6-Dinitrotoluene	97	79	119
	LCS 320-95810/2-A		320-16371-1	2-Amino-4,6-dinitrotoluene	97	79	119
	LCS 320-95810/2-A		320-16371-1	2-Nitrotoluene	95	78	118
	LCS 320-95810/2-A		320-16371-1	3-Nitrotoluene	97	77	117
	LCS 320-95810/2-A		320-16371-1	4-Amino-2,6-dinitrotoluene	101	81	121
	LCS 320-95810/2-A		320-16371-1	4-Nitrotoluene	95	78	118
	LCS 320-95810/2-A		320-16371-1	HMX	99	80	120
	LCS 320-95810/2-A		320-16371-1	Nitrobenzene	102	80	120
	LCS 320-95810/2-A		320-16371-1	Nitroglycerin	101	76	116
	LCS 320-95810/2-A		320-16371-1	PETN	101	76	116
	LCS 320-95810/2-A		320-16371-1	RDX	103	82	122
	LCS 320-95810/2-A		320-16371-1	Tetryl	93	63	120
	LCS 320-95940/2-A		320-16371-1	1,3,5-Trinitrobenzene	97	81	121
	LCS 320-95940/2-A		320-16371-1	1,3-Dinitrobenzene	101	81	121
	LCS 320-95940/2-A		320-16371-1	2,4,6-Trinitrotoluene	96	65	105
	LCS 320-95940/2-A		320-16371-1	2,4-Dinitrotoluene	98	79	119
	LCS 320-95940/2-A		320-16371-1	2,6-Dinitrotoluene	100	79	119
	LCS 320-95940/2-A		320-16371-1	2-Amino-4,6-dinitrotoluene	98	79	119
	LCS 320-95940/2-A		320-16371-1	2-Nitrotoluene	94	78	118
	LCS 320-95940/2-A		320-16371-1	3-Nitrotoluene	100	77	117
	LCS 320-95940/2-A		320-16371-1	4-Amino-2,6-dinitrotoluene	102	81	121
	LCS 320-95940/2-A		320-16371-1	4-Nitrotoluene	98	78	118
	LCS 320-95940/2-A		320-16371-1	HMX	99	80	120
	LCS 320-95940/2-A		320-16371-1	Nitrobenzene	101	80	120
	LCS 320-95940/2-A		320-16371-1	Nitroglycerin	100	76	116

Table 6. Laboratory Control Samples Data Summary for Discrete Soil Samples for the Open Detonation Unit, Kirtland Air Force Base, December 2015

Method	LabSample ID	Matrix	SDG	Analyte	% Recovery	Lower Control Limit	Upper Control Limit
SW8330B							
	LCS 320-95940/2-A	SOIL	320-16371-1	PETN	100	76	116
	LCS 320-95940/2-A		320-16371-1	RDX	103	82	122
	LCS 320-95940/2-A		320-16371-1	Tetryl	95	63	120
	LCS 320-95958/2-A		320-16390-1	1,3,5-Trinitrobenzene	98	81	121
	LCS 320-95958/2-A		320-16390-1	1,3-Dinitrobenzene	101	81	121
	LCS 320-95958/2-A		320-16390-1	2,4,6-Trinitrotoluene	97	65	105
	LCS 320-95958/2-A		320-16390-1	2,4-Dinitrotoluene	98	79	119
	LCS 320-95958/2-A		320-16390-1	2,6-Dinitrotoluene	98	79	119
	LCS 320-95958/2-A		320-16390-1	2-Amino-4,6-dinitrotoluene	99	79	119
	LCS 320-95958/2-A		320-16390-1	2-Nitrotoluene	92	78	118
	LCS 320-95958/2-A		320-16390-1	3-Nitrotoluene	99	77	117
	LCS 320-95958/2-A		320-16390-1	4-Amino-2,6-dinitrotoluene	101	81	121
	LCS 320-95958/2-A		320-16390-1	4-Nitrotoluene	97	78	118
	LCS 320-95958/2-A		320-16390-1	HMX	100	80	120
	LCS 320-95958/2-A		320-16390-1	Nitrobenzene	102	80	120
	LCS 320-95958/2-A		320-16390-1	Nitroglycerin	100	76	116
	LCS 320-95958/2-A		320-16390-1	PETN	103	76	116
	LCS 320-95958/2-A		320-16390-1	RDX	102	82	122
	LCS 320-95958/2-A		320-16390-1	Tetryl	94	63	120
	LCS 320-95981/2-A		320-16390-1	1,3,5-Trinitrobenzene	97	81	121
	LCS 320-95981/2-A		320-16390-1	1,3-Dinitrobenzene	100	81	121
	LCS 320-95981/2-A		320-16390-1	2,4,6-Trinitrotoluene	96	65	105
	LCS 320-95981/2-A		320-16390-1	2,4-Dinitrotoluene	97	79	119
	LCS 320-95981/2-A		320-16390-1	2,6-Dinitrotoluene	98	79	119
	LCS 320-95981/2-A		320-16390-1	2-Amino-4,6-dinitrotoluene	97	79	119
	LCS 320-95981/2-A		320-16390-1	2-Nitrotoluene	93	78	118
	LCS 320-95981/2-A		320-16390-1	3-Nitrotoluene	98	77	117
	LCS 320-95981/2-A		320-16390-1	4-Amino-2,6-dinitrotoluene	100	81	121
	LCS 320-95981/2-A		320-16390-1	4-Nitrotoluene	96	78	118
	LCS 320-95981/2-A		320-16390-1	HMX	100	80	120
	LCS 320-95981/2-A		320-16390-1	Nitrobenzene	101	80	120
	LCS 320-95981/2-A		320-16390-1	Nitroglycerin	100	76	116
	LCS 320-95981/2-A		320-16390-1	PETN	103	76	116
	LCS 320-95981/2-A		320-16390-1	RDX	102	82	122
	LCS 320-95981/2-A		320-16390-1	Tetryl	94	63	120

Bold formatting indicates recoveries below the lower control limit or above the upper control limit.

Table 7. Matrix Spike and Matrix Spike Duplicate Sample Data Summary for Discrete Soil Samples for the Open Detonation Unit, Kirtland Air Force Base, December 2015

Method	Sample ID	Matrix	SDG	QA/QC Type	Analyte	Dilution	% Recovery	Lower Control Limit	Upper Control Limit
EPA 7580									
	OT29-SO-J09A1-11-0001MS	SOIL	1534343	MS	White Phosphorus	1	76	65	135
	OT29-SO-J09A1-11-0001MSD	SOIL		SD	White Phosphorus	1	92	65	135
	OT29-SO-J09B2-06-0001MS	SOIL	1534261	MS	White Phosphorus	1	87	65	135
	OT29-SO-J09B2-06-0001MSD	SOIL		SD	White Phosphorus	1	78	65	135
SW6020									
	OT29-SO-J09A1-11-0001MS	SOIL	320-16371-1	**MS**	**Antimony**	1	**69**	**80**	**120**
	OT29-SO-J09A1-11-0001MS	SOIL		MS	Arsenic	1	95	80	120
	OT29-SO-J09A1-11-0001MS	SOIL		**MS**	**Barium**	1	**31**	**80**	**120**
	OT29-SO-J09A1-11-0001MS	SOIL		MS	Beryllium	1	89	80	120
	OT29-SO-J09A1-11-0001MS	SOIL		MS	Cadmium	1	91	80	120
	OT29-SO-J09A1-11-0001MS	SOIL		**MS**	**Chromium**	1	**128**	**80**	**120**
	OT29-SO-J09A1-11-0001MS	SOIL		MS	Cobalt	1	87	80	120
	OT29-SO-J09A1-11-0001MS	SOIL		**MS**	**Copper**	1	**27**	**80**	**120**
	OT29-SO-J09A1-11-0001MS	SOIL		**MS**	**Lead**	1	**75**	**80**	**120**
	OT29-SO-J09A1-11-0001MS	SOIL		**MS**	**Nickel**	1	**130**	**80**	**120**
	OT29-SO-J09A1-11-0001MS	SOIL		MS	Selenium	1	88	80	120
	OT29-SO-J09A1-11-0001MS	SOIL		MS	Silver	1	92	80	120
	OT29-SO-J09A1-11-0001MS	SOIL		MS	Thallium	1	90	80	120
	OT29-SO-J09A1-11-0001MS	SOIL		MS	Tin	1	95	80	120
	OT29-SO-J09A1-11-0001MS	SOIL		**MS**	**Vanadium**	1	**74**	**80**	**120**
	OT29-SO-J09A1-11-0001MS	SOIL		**MS**	**Zinc**	1	**54**	**80**	**120**
	OT29-SO-J09A1-11-0001MSD	SOIL		**SD**	**Antimony**	1	**63**	**80**	**120**
	OT29-SO-J09A1-11-0001MSD	SOIL		SD	Arsenic	1	105	80	120
	OT29-SO-J09A1-11-0001MSD	SOIL		**SD**	**Barium**	1	**176**	**80**	**120**
	OT29-SO-J09A1-11-0001MSD	SOIL		SD	Beryllium	1	86	80	120
	OT29-SO-J09A1-11-0001MSD	SOIL		SD	Cadmium	1	89	80	120
	OT29-SO-J09A1-11-0001MSD	SOIL		SD	Chromium	1	103	80	120
	OT29-SO-J09A1-11-0001MSD	SOIL		SD	Cobalt	1	91	80	120
	OT29-SO-J09A1-11-0001MSD	SOIL		**SD**	**Copper**	1	**65**	**80**	**120**
	OT29-SO-J09A1-11-0001MSD	SOIL		**SD**	**Lead**	1	**122**	**80**	**120**
	OT29-SO-J09A1-11-0001MSD	SOIL		SD	Nickel	1	98	80	120
	OT29-SO-J09A1-11-0001MSD	SOIL		SD	Selenium	1	85	80	120
	OT29-SO-J09A1-11-0001MSD	SOIL		SD	Silver	1	91	80	120
	OT29-SO-J09A1-11-0001MSD	SOIL		SD	Thallium	1	87	80	120
	OT29-SO-J09A1-11-0001MSD	SOIL		SD	Tin	1	89	80	120
	OT29-SO-J09A1-11-0001MSD	SOIL		SD	Vanadium	1	104	80	120
	OT29-SO-J09A1-11-0001MSD	SOIL		SD	Zinc	1	117	80	120
	OT29-SO-J09B2-08-0405MS	SOIL	320-16345-1	**MS**	**Antimony**	1	**73**	**80**	**120**
	OT29-SO-J09B2-08-0405MS	SOIL		MS	Arsenic	1	93	80	120
	OT29-SO-J09B2-08-0405MS	SOIL		**MS**	**Barium**	1	**292**	**80**	**120**
	OT29-SO-J09B2-08-0405MS	SOIL		MS	Beryllium	1	87	80	120
	OT29-SO-J09B2-08-0405MS	SOIL		MS	Cadmium	1	89	80	120

Table 7. Matrix Spike and Matrix Spike Duplicate Sample Data Summary for Discrete Soil Samples for the Open Detonation Unit, Kirtland Air Force Base, December 2015

Method	Sample ID	Matrix	SDG	QA/QC Type	Analyte	Dilution	% Recovery	Lower Control Limit	Upper Control Limit
SW6020									
	OT29-SO-J09B2-08-0405MS	SOIL	320-16345-1	MS	Chromium	1	100	80	120
	OT29-SO-J09B2-08-0405MS	SOIL		MS	Cobalt	1	92	80	120
	OT29-SO-J09B2-08-0405MS	SOIL		**MS**	**Copper**	1	**152**	**80**	**120**
	OT29-SO-J09B2-08-0405MS	SOIL		MS	Lead	1	97	80	120
	OT29-SO-J09B2-08-0405MS	SOIL		MS	Nickel	1	97	80	120
	OT29-SO-J09B2-08-0405MS	SOIL		MS	Selenium	1	83	80	120
	OT29-SO-J09B2-08-0405MS	SOIL		MS	Silver	1	92	80	120
	OT29-SO-J09B2-08-0405MS	SOIL		MS	Thallium	1	92	80	120
	OT29-SO-J09B2-08-0405MS	SOIL		MS	Tin	1	92	80	120
	OT29-SO-J09B2-08-0405MS	SOIL		MS	Vanadium	1	117	80	120
	OT29-SO-J09B2-08-0405MS	SOIL		**MS**	**Zinc**	1	**153**	**80**	**120**
	OT29-SO-J09B2-08-0405MSD	SOIL		**SD**	**Antimony**	1	**65**	**80**	**120**
	OT29-SO-J09B2-08-0405MSD	SOIL		SD	Arsenic	1	95	80	120
	OT29-SO-J09B2-08-0405MSD	SOIL		**SD**	**Barium**	1	**215**	**80**	**120**
	OT29-SO-J09B2-08-0405MSD	SOIL		SD	Beryllium	1	91	80	120
	OT29-SO-J09B2-08-0405MSD	SOIL		SD	Cadmium	1	88	80	120
	OT29-SO-J09B2-08-0405MSD	SOIL		SD	Chromium	1	104	80	120
	OT29-SO-J09B2-08-0405MSD	SOIL		SD	Cobalt	1	92	80	120
	OT29-SO-J09B2-08-0405MSD	SOIL		**SD**	**Copper**	1	**156**	**80**	**120**
	OT29-SO-J09B2-08-0405MSD	SOIL		**SD**	**Lead**	1	**69**	**80**	**120**
	OT29-SO-J09B2-08-0405MSD	SOIL		SD	Nickel	1	101	80	120
	OT29-SO-J09B2-08-0405MSD	SOIL		SD	Selenium	1	87	80	120
	OT29-SO-J09B2-08-0405MSD	SOIL		SD	Silver	1	94	80	120
	OT29-SO-J09B2-08-0405MSD	SOIL		SD	Thallium	1	89	80	120
	OT29-SO-J09B2-08-0405MSD	SOIL		SD	Tin	1	93	80	120
	OT29-SO-J09B2-08-0405MSD	SOIL		SD	Vanadium	1	113	80	120
	OT29-SO-J09B2-08-0405MSD	SOIL		**SD**	**Zinc**	1	**140**	**80**	**120**
	OT29-SO-JO9A1-21-0001MS	SOIL	320-16390-1	**MS**	**Antimony**	1	**60**	**80**	**120**
	OT29-SO-JO9A1-21-0001MS	SOIL		MS	Arsenic	1	96	80	120
	OT29-SO-JO9A1-21-0001MS	SOIL		**MS**	**Barium**	1	**151**	**80**	**120**
	OT29-SO-JO9A1-21-0001MS	SOIL		MS	Beryllium	1	92	80	120
	OT29-SO-JO9A1-21-0001MS	SOIL		MS	Cadmium	1	95	80	120
	OT29-SO-JO9A1-21-0001MS	SOIL		MS	Chromium	1	108	80	120
	OT29-SO-JO9A1-21-0001MS	SOIL		MS	Cobalt	1	97	80	120
	OT29-SO-JO9A1-21-0001MS	SOIL		MS	Copper	1	83	80	120
	OT29-SO-JO9A1-21-0001MS	SOIL		**MS**	**Lead**	1	**79**	**80**	**120**
	OT29-SO-JO9A1-21-0001MS	SOIL		MS	Nickel	1	104	80	120
	OT29-SO-JO9A1-21-0001MS	SOIL		MS	Selenium	1	84	80	120
	OT29-SO-JO9A1-21-0001MS	SOIL		MS	Silver	1	97	80	120
	OT29-SO-JO9A1-21-0001MS	SOIL		MS	Thallium	1	92	80	120
	OT29-SO-JO9A1-21-0001MS	SOIL		MS	Tin	1	97	80	120
	OT29-SO-JO9A1-21-0001MS	SOIL		MS	Vanadium	1	114	80	120

Table 7. Matrix Spike and Matrix Spike Duplicate Sample Data Summary for Discrete Soil Samples for the Open Detonation Unit, Kirtland Air Force Base, December 2015

Method	Sample ID	Matrix	SDG	QA/QC Type	Analyte	Dilution	% Recovery	Lower Control Limit	Upper Control Limit
SW6020									
	OT29-SO-JO9A1-21-0001MS	SOIL	320-16390-1	**MS**	**Zinc**	1	**74**	**80**	**120**
	OT29-SO-JO9A1-21-0001MSD	SOIL		**SD**	**Antimony**	1	**60**	**80**	**120**
	OT29-SO-JO9A1-21-0001MSD	SOIL		SD	Arsenic	1	93	80	120
	OT29-SO-JO9A1-21-0001MSD	SOIL		**SD**	**Barium**	1	**58**	**80**	**120**
	OT29-SO-JO9A1-21-0001MSD	SOIL		SD	Beryllium	1	93	80	120
	OT29-SO-JO9A1-21-0001MSD	SOIL		SD	Cadmium	1	96	80	120
	OT29-SO-JO9A1-21-0001MSD	SOIL		SD	Chromium	1	91	80	120
	OT29-SO-JO9A1-21-0001MSD	SOIL		SD	Cobalt	1	92	80	120
	OT29-SO-JO9A1-21-0001MSD	SOIL		**SD**	**Copper**	1	**74**	**80**	**120**
	OT29-SO-JO9A1-21-0001MSD	SOIL		**SD**	**Lead**	1	**55**	**80**	**120**
	OT29-SO-JO9A1-21-0001MSD	SOIL		SD	Nickel	1	89	80	120
	OT29-SO-JO9A1-21-0001MSD	SOIL		SD	Selenium	1	86	80	120
	OT29-SO-JO9A1-21-0001MSD	SOIL		SD	Silver	1	96	80	120
	OT29-SO-JO9A1-21-0001MSD	SOIL		SD	Thallium	1	92	80	120
	OT29-SO-JO9A1-21-0001MSD	SOIL		SD	Tin	1	96	80	120
	OT29-SO-JO9A1-21-0001MSD	SOIL		SD	Vanadium	1	93	80	120
	OT29-SO-JO9A1-21-0001MSD	SOIL		**SD**	**Zinc**	1	**57**	**80**	**120**
	OT29-SO-JO9B1-07-0405MS	SOIL		**MS**	**Antimony**	1	**63**	**80**	**120**
	OT29-SO-JO9B1-07-0405MS	SOIL		MS	Arsenic	1	86	80	120
	OT29-SO-JO9B1-07-0405MS	SOIL		**MS**	**Barium**	1	**-3**	**80**	**120**
	OT29-SO-JO9B1-07-0405MS	SOIL		MS	Beryllium	1	84	80	120
	OT29-SO-JO9B1-07-0405MS	SOIL		MS	Cadmium	1	89	80	120
	OT29-SO-JO9B1-07-0405MS	SOIL		MS	Chromium	1	89	80	120
	OT29-SO-JO9B1-07-0405MS	SOIL		MS	Cobalt	1	88	80	120
	OT29-SO-JO9B1-07-0405MS	SOIL		MS	Copper	1	87	80	120
	OT29-SO-JO9B1-07-0405MS	SOIL		MS	Lead	1	96	80	120
	OT29-SO-JO9B1-07-0405MS	SOIL		MS	Nickel	1	82	80	120
	OT29-SO-JO9B1-07-0405MS	SOIL		**MS**	**Selenium**	1	**79**	**80**	**120**
	OT29-SO-JO9B1-07-0405MS	SOIL		MS	Silver	1	91	80	120
	OT29-SO-JO9B1-07-0405MS	SOIL		MS	Thallium	1	87	80	120
	OT29-SO-JO9B1-07-0405MS	SOIL		MS	Tin	1	100	80	120
	OT29-SO-JO9B1-07-0405MS	SOIL		MS	Vanadium	1	83	80	120
	OT29-SO-JO9B1-07-0405MS	SOIL		MS	Zinc	1	99	80	120
	OT29-SO-JO9B1-07-0405MSD	SOIL		**SD**	**Antimony**	1	**61**	**80**	**120**
	OT29-SO-JO9B1-07-0405MSD	SOIL		SD	Arsenic	1	86	80	120
	OT29-SO-JO9B1-07-0405MSD	SOIL		**SD**	**Barium**	1	**159**	**80**	**120**
	OT29-SO-JO9B1-07-0405MSD	SOIL		SD	Beryllium	1	86	80	120
	OT29-SO-JO9B1-07-0405MSD	SOIL		SD	Cadmium	1	90	80	120
	OT29-SO-JO9B1-07-0405MSD	SOIL		SD	Chromium	1	84	80	120
	OT29-SO-JO9B1-07-0405MSD	SOIL		SD	Cobalt	1	87	80	120
	OT29-SO-JO9B1-07-0405MSD	SOIL		**SD**	**Copper**	1	**74**	**80**	**120**
	OT29-SO-JO9B1-07-0405MSD	SOIL		SD	Lead	1	94	80	120

Table 7. Matrix Spike and Matrix Spike Duplicate Sample Data Summary for Discrete Soil Samples for the Open Detonation Unit, Kirtland Air Force Base, December 2015

Method	Sample ID	Matrix	SDG	QA/QC Type	Analyte	Dilution	% Recovery	Lower Control Limit	Upper Control Limit
SW6020									
	OT29-SO-JO9B1-07-0405MSD	SOIL	320-16390-1	SD	Nickel	1	80	80	120
	OT29-SO-JO9B1-07-0405MSD	SOIL		SD	Selenium	1	84	80	120
	OT29-SO-JO9B1-07-0405MSD	SOIL		SD	Silver	1	91	80	120
	OT29-SO-JO9B1-07-0405MSD	SOIL		SD	Thallium	1	90	80	120
	OT29-SO-JO9B1-07-0405MSD	SOIL		SD	Tin	1	101	80	120
	OT29-SO-JO9B1-07-0405MSD	SOIL		**SD**	**Vanadium**	1	**79**	**80**	**120**
	OT29-SO-JO9B1-07-0405MSD	SOIL		**SD**	**Zinc**	1	**73**	**80**	**120**
	OT29-SO-K09A2-01-0001MS	SOIL	320-16345-1	**MS**	**Antimony**	1	**68**	**80**	**120**
	OT29-SO-K09A2-01-0001MS	SOIL		MS	Arsenic	1	88	80	120
	OT29-SO-K09A2-01-0001MS	SOIL		MS	Barium	1	101	80	120
	OT29-SO-K09A2-01-0001MS	SOIL		MS	Beryllium	1	97	80	120
	OT29-SO-K09A2-01-0001MS	SOIL		MS	Cadmium	1	95	80	120
	OT29-SO-K09A2-01-0001MS	SOIL		**MS**	**Chromium**	1	**64**	**80**	**120**
	OT29-SO-K09A2-01-0001MS	SOIL		MS	Cobalt	1	89	80	120
	OT29-SO-K09A2-01-0001MS	SOIL		**MS**	**Copper**	1	**-1061**	**80**	**120**
	OT29-SO-K09A2-01-0001MS	SOIL		MS	Lead	1	93	80	120
	OT29-SO-K09A2-01-0001MS	SOIL		**MS**	**Nickel**	1	**57**	**80**	**120**
	OT29-SO-K09A2-01-0001MS	SOIL		MS	Selenium	1	89	80	120
	OT29-SO-K09A2-01-0001MS	SOIL		MS	Silver	1	96	80	120
	OT29-SO-K09A2-01-0001MS	SOIL		MS	Thallium	1	97	80	120
	OT29-SO-K09A2-01-0001MS	SOIL		MS	Tin	1	91	80	120
	OT29-SO-K09A2-01-0001MS	SOIL		MS	Vanadium	1	90	80	120
	OT29-SO-K09A2-01-0001MS	SOIL		**MS**	**Zinc**	1	**-703**	**80**	**120**
	OT29-SO-K09A2-01-0001MSD	SOIL		**SD**	**Antimony**	1	**62**	**80**	**120**
	OT29-SO-K09A2-01-0001MSD	SOIL		SD	Arsenic	1	94	80	120
	OT29-SO-K09A2-01-0001MSD	SOIL		SD	Barium	1	118	80	120
	OT29-SO-K09A2-01-0001MSD	SOIL		SD	Beryllium	1	97	80	120
	OT29-SO-K09A2-01-0001MSD	SOIL		SD	Cadmium	1	94	80	120
	OT29-SO-K09A2-01-0001MSD	SOIL		**SD**	**Chromium**	1	**74**	**80**	**120**
	OT29-SO-K09A2-01-0001MSD	SOIL		SD	Cobalt	1	96	80	120
	OT29-SO-K09A2-01-0001MSD	SOIL		**SD**	**Copper**	1	**-1063**	**80**	**120**
	OT29-SO-K09A2-01-0001MSD	SOIL		**SD**	**Lead**	1	**161**	**80**	**120**
	OT29-SO-K09A2-01-0001MSD	SOIL		**SD**	**Nickel**	1	**66**	**80**	**120**
	OT29-SO-K09A2-01-0001MSD	SOIL		SD	Selenium	1	92	80	120
	OT29-SO-K09A2-01-0001MSD	SOIL		SD	Silver	1	97	80	120
	OT29-SO-K09A2-01-0001MSD	SOIL		SD	Thallium	1	98	80	120
	OT29-SO-K09A2-01-0001MSD	SOIL		SD	Tin	1	88	80	120
	OT29-SO-K09A2-01-0001MSD	SOIL		SD	Vanadium	1	105	80	120
	OT29-SO-K09A2-01-0001MSD	SOIL		**SD**	**Zinc**	1	**-650**	**80**	**120**
	OT29-WW-RINSATE1MS	WATER		MS	Antimony	1	112	80	120
	OT29-WW-RINSATE1MS	WATER		MS	Arsenic	1	106	80	120
	OT29-WW-RINSATE1MS	WATER		MS	Barium	1	105	80	120

Table 7. Matrix Spike and Matrix Spike Duplicate Sample Data Summary for Discrete Soil Samples for the Open Detonation Unit, Kirtland Air Force Base, December 2015

Method	Sample ID	Matrix	SDG	QA/QC Type	Analyte	Dilution	% Recovery	Lower Control Limit	Upper Control Limit
SW6020									
	OT29-WW-RINSATE1MS	WATER	320-16345-1	MS	Beryllium	1	103	80	120
	OT29-WW-RINSATE1MS	WATER		MS	Cadmium	1	104	80	120
	OT29-WW-RINSATE1MS	WATER		MS	Chromium	1	105	80	120
	OT29-WW-RINSATE1MS	WATER		MS	Cobalt	1	106	80	120
	OT29-WW-RINSATE1MS	WATER		MS	Copper	1	106	80	120
	OT29-WW-RINSATE1MS	WATER		MS	Lead	1	103	80	120
	OT29-WW-RINSATE1MS	WATER		MS	Nickel	1	104	80	120
	OT29-WW-RINSATE1MS	WATER		MS	Selenium	1	111	64	134
	OT29-WW-RINSATE1MS	WATER		MS	Silver	1	104	80	120
	OT29-WW-RINSATE1MS	WATER		MS	Thallium	1	106	77	124
	OT29-WW-RINSATE1MS	WATER		MS	Tin	1	105	80	120
	OT29-WW-RINSATE1MS	WATER		MS	Vanadium	1	103	80	120
	OT29-WW-RINSATE1MS	WATER		MS	Zinc	1	109	80	120
	OT29-WW-RINSATE1MSD	WATER		SD	Antimony	1	113	80	120
	OT29-WW-RINSATE1MSD	WATER		SD	Arsenic	1	107	80	120
	OT29-WW-RINSATE1MSD	WATER		SD	Barium	1	108	80	120
	OT29-WW-RINSATE1MSD	WATER		SD	Beryllium	1	105	80	120
	OT29-WW-RINSATE1MSD	WATER		SD	Cadmium	1	106	80	120
	OT29-WW-RINSATE1MSD	WATER		SD	Chromium	1	106	80	120
	OT29-WW-RINSATE1MSD	WATER		SD	Cobalt	1	106	80	120
	OT29-WW-RINSATE1MSD	WATER		SD	Copper	1	107	80	120
	OT29-WW-RINSATE1MSD	WATER		SD	Lead	1	103	80	120
	OT29-WW-RINSATE1MSD	WATER		SD	Nickel	1	105	80	120
	OT29-WW-RINSATE1MSD	WATER		SD	Selenium	1	118	64	134
	OT29-WW-RINSATE1MSD	WATER		SD	Silver	1	106	80	120
	OT29-WW-RINSATE1MSD	WATER		SD	Thallium	1	106	77	124
	OT29-WW-RINSATE1MSD	WATER		SD	Tin	1	106	80	120
	OT29-WW-RINSATE1MSD	WATER		SD	Vanadium	1	105	80	120
	OT29-WW-RINSATE1MSD	WATER		SD	Zinc	1	110	80	120
SW6850									
	OT29-SO-J09A1-05-0409MS	SOIL	320-16371-1	**MS**	**Perchlorate**	10	**125**	**80**	**120**
	OT29-SO-J09A1-05-0409MSD	SOIL		**SD**	**Perchlorate**	10	**912**	**80**	**120**
	OT29-SO-J09A1-11-0001MS	SOIL		**MS**	**Perchlorate**	5	**195**	**80**	**120**
	OT29-SO-J09A1-11-0001MSD	SOIL		**SD**	**Perchlorate**	5	**11**	**80**	**120**
	OT29-SO-JO9A1-19-0001MS	SOIL	320-16390-1	**MS**	**Perchlorate**	200	**41296**	**80**	**120**
	OT29-SO-JO9A1-19-0001MSD	SOIL		**SD**	**Perchlorate**	200	**28797**	**80**	**120**
	OT29-SO-JO9A1-21-0001MS	SOIL		**MS**	**Perchlorate**	200	**-4293**	**80**	**120**
	OT29-SO-JO9A1-21-0001MSD	SOIL		**SD**	**Perchlorate**	200	**229**	**80**	**120**
	OT29-SO-JO9B1-07-0405MS	SOIL		**MS**	**Perchlorate**	500	**127845**	**80**	**120**
	OT29-SO-JO9B1-07-0405MSD	SOIL		**SD**	**Perchlorate**	500	**39580**	**80**	**120**
	OT29-SO-K09A2-01-0001MS	SOIL	320-16345-1	**MS**	**Perchlorate**	10	**163**	**80**	**120**
	OT29-SO-K09A2-01-0001MSD	SOIL		**SD**	**Perchlorate**	10	**-196**	**80**	**120**

Table 7. Matrix Spike and Matrix Spike Duplicate Sample Data Summary for Discrete Soil Samples for the Open Detonation Unit, Kirtland Air Force Base, December 2015

Method	Sample ID	Matrix	SDG	QA/QC Type	Analyte	Dilution	% Recovery	Lower Control Limit	Upper Control Limit
SW7471									
	OT29-SO-J09A1-11-0001MS	SOIL	320-16371-1	MS	Mercury	1	101	80	120
	OT29-SO-J09A1-11-0001MSD	SOIL		SD	Mercury	1	104	80	120
	OT29-SO-JO9A1-21-0001MS	SOIL	320-16390-1	MS	Mercury	1	95	80	120
	OT29-SO-JO9A1-21-0001MSD	SOIL		SD	Mercury	1	94	80	120
	OT29-SO-JO9B1-07-0405MS	SOIL		MS	Mercury	1	95	80	120
	OT29-SO-JO9B1-07-0405MSD	SOIL		SD	Mercury	1	95	80	120
SW8260B									
	OT29-SO-J09A1-11-0001MS	SOIL	320-16371-1	MS	1,1,1-Trichloroethane	1	130	70	135
	OT29-SO-J09A1-11-0001MS	SOIL		MS	1,1,2,2-Tetrachloroethane	1	101	55	130
	OT29-SO-J09A1-11-0001MS	SOIL		**MS**	**1,1,2-Trichloro-1,2,2-trifluoroethane**	**1**	**147**	**62**	**138**
	OT29-SO-J09A1-11-0001MS	SOIL		MS	1,1,2-Trichloroethane	1	97	60	125
	OT29-SO-J09A1-11-0001MS	SOIL		MS	1,1-Dichloroethane	1	102	75	125
	OT29-SO-J09A1-11-0001MS	SOIL		MS	1,1-Dichloroethene	1	128	65	135
	OT29-SO-J09A1-11-0001MS	SOIL		MS	1,2,3-Trichlorobenzene	1	74	60	135
	OT29-SO-J09A1-11-0001MS	SOIL		MS	1,2,3-Trichloropropane	1	107	65	130
	OT29-SO-J09A1-11-0001MS	SOIL		MS	1,2,4-Trichlorobenzene	1	72	65	130
	OT29-SO-J09A1-11-0001MS	SOIL		MS	1,2,4-Trimethylbenzene	1	100	65	135
	OT29-SO-J09A1-11-0001MS	SOIL		MS	1,2-Dibromo-3-Chloropropane	1	104	40	135
	OT29-SO-J09A1-11-0001MS	SOIL		MS	1,2-Dibromoethane (EDB)	1	82	70	125
	OT29-SO-J09A1-11-0001MS	SOIL		MS	1,2-Dichlorobenzene	1	86	75	120
	OT29-SO-J09A1-11-0001MS	SOIL		MS	1,2-Dichloroethane	1	92	70	135
	OT29-SO-J09A1-11-0001MS	SOIL		MS	1,2-Dichloroethane-d4 (Surr)	1	94	59	130
	OT29-SO-J09A1-11-0001MS	SOIL		MS	1,2-Dichloropropane	1	99	70	120
	OT29-SO-J09A1-11-0001MS	SOIL		MS	1,3,5-Trimethylbenzene	1	101	65	135
	OT29-SO-J09A1-11-0001MS	SOIL		MS	1,3-Dichlorobenzene	1	79	70	125
	OT29-SO-J09A1-11-0001MS	SOIL		MS	1,4-Dichlorobenzene	1	75	70	125
	OT29-SO-J09A1-11-0001MS	SOIL		**MS**	**1,4-Dioxane**	**1**	**245**	**47**	**151**
	OT29-SO-J09A1-11-0001MS	SOIL		MS	2-Butanone (MEK)	1	50	30	160
	OT29-SO-J09A1-11-0001MS	SOIL		MS	2-Hexanone	1	82	45	145
	OT29-SO-J09A1-11-0001MS	SOIL		MS	4-Bromofluorobenzene (Surr)	1	109	85	120
	OT29-SO-J09A1-11-0001MS	SOIL		MS	4-Methyl-2-pentanone (MIBK)	1	123	45	145
	OT29-SO-J09A1-11-0001MS	SOIL		MS	Acetone	1	35	20	160
	OT29-SO-J09A1-11-0001MS	SOIL		MS	Benzene	1	92	75	125
	OT29-SO-J09A1-11-0001MS	SOIL		MS	Bromochloromethane	1	112	70	125
	OT29-SO-J09A1-11-0001MS	SOIL		MS	Bromodichloromethane	1	96	70	130
	OT29-SO-J09A1-11-0001MS	SOIL		MS	Bromoform	1	101	55	135
	OT29-SO-J09A1-11-0001MS	SOIL		MS	Bromomethane	1	150	30	160
	OT29-SO-J09A1-11-0001MS	SOIL		MS	Carbon disulfide	1	135	45	160
	OT29-SO-J09A1-11-0001MS	SOIL		MS	Carbon tetrachloride	1	126	65	135
	OT29-SO-J09A1-11-0001MS	SOIL		MS	Chlorobenzene	1	82	75	125
	OT29-SO-J09A1-11-0001MS	SOIL		MS	Chloroethane	1	128	40	155
	OT29-SO-J09A1-11-0001MS	SOIL		MS	Chloroform	1	104	70	125

Table 7. Matrix Spike and Matrix Spike Duplicate Sample Data Summary for Discrete Soil Samples for the Open Detonation Unit, Kirtland Air Force Base, December 2015

Method	Sample ID	Matrix	SDG	QA/QC Type	Analyte	Dilution	% Recovery	Lower Control Limit	Upper Control Limit
SW8260B									
	OT29-SO-J09A1-11-0001MS	SOIL	320-16371-1	MS	Chloromethane	1	126	50	130
	OT29-SO-J09A1-11-0001MS	SOIL		MS	cis-1,2-Dichloroethene	1	106	65	125
	OT29-SO-J09A1-11-0001MS	SOIL		MS	cis-1,3-Dichloropropene	1	81	70	125
	OT29-SO-J09A1-11-0001MS	SOIL		MS	Dibromochloromethane	1	87	65	130
	OT29-SO-J09A1-11-0001MS	SOIL		MS	Dibromofluoromethane (Surr)	1	114	68	116
	OT29-SO-J09A1-11-0001MS	SOIL		**MS**	**Dichlorodifluoromethane**	1	**152**	**35**	**135**
	OT29-SO-J09A1-11-0001MS	SOIL		MS	Ethylbenzene	1	93	75	125
	OT29-SO-J09A1-11-0001MS	SOIL		MS	Isopropylbenzene	1	108	75	130
	OT29-SO-J09A1-11-0001MS	SOIL		MS	Methyl tert-butyl ether	1	131	66	146
	OT29-SO-J09A1-11-0001MS	SOIL		MS	Methylene Chloride	1	123	55	140
	OT29-SO-J09A1-11-0001MS	SOIL		MS	m-Xylene & p-Xylene	1	94	80	125
	OT29-SO-J09A1-11-0001MS	SOIL		MS	Naphthalene	1	71	40	125
	OT29-SO-J09A1-11-0001MS	SOIL		MS	o-Xylene	1	106	75	125
	OT29-SO-J09A1-11-0001MS	SOIL		**MS**	**Styrene**	1	**72**	**75**	**125**
	OT29-SO-J09A1-11-0001MS	SOIL		MS	Tetrachloroethene	1	94	65	140
	OT29-SO-J09A1-11-0001MS	SOIL		MS	Toluene	1	96	70	125
	OT29-SO-J09A1-11-0001MS	SOIL		MS	Toluene-d8 (Surr)	1	113	85	115
	OT29-SO-J09A1-11-0001MS	SOIL		MS	trans-1,2-Dichloroethene	1	119	65	135
	OT29-SO-J09A1-11-0001MS	SOIL		MS	trans-1,3-Dichloropropene	1	74	65	125
	OT29-SO-J09A1-11-0001MS	SOIL		MS	Trichloroethene	1	96	75	125
	OT29-SO-J09A1-11-0001MS	SOIL		MS	Trichlorofluoromethane	1	128	25	185
	OT29-SO-J09A1-11-0001MS	SOIL		MS	Vinyl chloride	1	120	60	125
	OT29-SO-J09A1-11-0001MSD	SOIL		SD	1,1,1-Trichloroethane	1	132	70	135
	OT29-SO-J09A1-11-0001MSD	SOIL		SD	1,1,2,2-Tetrachloroethane	1	104	55	130
	OT29-SO-J09A1-11-0001MSD	SOIL		**SD**	**1,1,2-Trichloro-1,2,2-trifluoroethane**	1	**165**	**62**	**138**
	OT29-SO-J09A1-11-0001MSD	SOIL		SD	1,1,2-Trichloroethane	1	102	60	125
	OT29-SO-J09A1-11-0001MSD	SOIL		SD	1,1-Dichloroethane	1	101	75	125
	OT29-SO-J09A1-11-0001MSD	SOIL		SD	1,1-Dichloroethene	1	125	65	135
	OT29-SO-J09A1-11-0001MSD	SOIL		SD	1,2,3-Trichlorobenzene	1	74	60	135
	OT29-SO-J09A1-11-0001MSD	SOIL		SD	1,2,3-Trichloropropane	1	111	65	130
	OT29-SO-J09A1-11-0001MSD	SOIL		SD	1,2,4-Trichlorobenzene	1	76	65	130
	OT29-SO-J09A1-11-0001MSD	SOIL		SD	1,2,4-Trimethylbenzene	1	99	65	135
	OT29-SO-J09A1-11-0001MSD	SOIL		SD	1,2-Dibromo-3-Chloropropane	1	123	40	135
	OT29-SO-J09A1-11-0001MSD	SOIL		SD	1,2-Dibromoethane (EDB)	1	80	70	125
	OT29-SO-J09A1-11-0001MSD	SOIL		SD	1,2-Dichlorobenzene	1	85	75	120
	OT29-SO-J09A1-11-0001MSD	SOIL		SD	1,2-Dichloroethane	1	91	70	135
	OT29-SO-J09A1-11-0001MSD	SOIL		SD	1,2-Dichloroethane-d4 (Surr)	1	95	59	130
	OT29-SO-J09A1-11-0001MSD	SOIL		SD	1,2-Dichloropropane	1	94	70	120
	OT29-SO-J09A1-11-0001MSD	SOIL		SD	1,3,5-Trimethylbenzene	1	100	65	135
	OT29-SO-J09A1-11-0001MSD	SOIL		SD	1,3-Dichlorobenzene	1	75	70	125
	OT29-SO-J09A1-11-0001MSD	SOIL		SD	1,4-Dichlorobenzene	1	72	70	125
	OT29-SO-J09A1-11-0001MSD	SOIL		**SD**	**1,4-Dioxane**	1	**218**	**47**	**151**

Table 7. Matrix Spike and Matrix Spike Duplicate Sample Data Summary for Discrete Soil Samples for the Open Detonation Unit, Kirtland Air Force Base, December 2015

Method	Sample ID	Matrix	SDG	QA/QC Type	Analyte	Dilution	% Recovery	Lower Control Limit	Upper Control Limit
SW8260B									
	OT29-SO-J09A1-11-0001MSD	SOIL	320-16371-1	SD	2-Butanone (MEK)	1	57	30	160
	OT29-SO-J09A1-11-0001MSD	SOIL		SD	2-Hexanone	1	94	45	145
	OT29-SO-J09A1-11-0001MSD	SOIL		SD	4-Bromofluorobenzene (Surr)	1	107	85	120
	OT29-SO-J09A1-11-0001MSD	SOIL		SD	4-Methyl-2-pentanone (MIBK)	1	131	45	145
	OT29-SO-J09A1-11-0001MSD	SOIL		SD	Acetone	1	68	20	160
	OT29-SO-J09A1-11-0001MSD	SOIL		SD	Benzene	1	92	75	125
	OT29-SO-J09A1-11-0001MSD	SOIL		SD	Bromochloromethane	1	110	70	125
	OT29-SO-J09A1-11-0001MSD	SOIL		SD	Bromodichloromethane	1	94	70	130
	OT29-SO-J09A1-11-0001MSD	SOIL		SD	Bromoform	1	101	55	135
	OT29-SO-J09A1-11-0001MSD	SOIL		**SD**	**Bromomethane**	1	**185**	**30**	**160**
	OT29-SO-J09A1-11-0001MSD	SOIL		SD	Carbon disulfide	1	137	45	160
	OT29-SO-J09A1-11-0001MSD	SOIL		**SD**	**Carbon tetrachloride**	1	**136**	**65**	**135**
	OT29-SO-J09A1-11-0001MSD	SOIL		SD	Chlorobenzene	1	80	75	125
	OT29-SO-J09A1-11-0001MSD	SOIL		SD	Chloroethane	1	151	40	155
	OT29-SO-J09A1-11-0001MSD	SOIL		SD	Chloroform	1	96	70	125
	OT29-SO-J09A1-11-0001MSD	SOIL		**SD**	**Chloromethane**	1	**141**	**50**	**130**
	OT29-SO-J09A1-11-0001MSD	SOIL		SD	cis-1,2-Dichloroethene	1	100	65	125
	OT29-SO-J09A1-11-0001MSD	SOIL		SD	cis-1,3-Dichloropropene	1	76	70	125
	OT29-SO-J09A1-11-0001MSD	SOIL		SD	Dibromochloromethane	1	86	65	130
	OT29-SO-J09A1-11-0001MSD	SOIL		SD	Dibromofluoromethane (Surr)	1	111	68	116
	OT29-SO-J09A1-11-0001MSD	SOIL		**SD**	**Dichlorodifluoromethane**	1	**177**	**35**	**135**
	OT29-SO-J09A1-11-0001MSD	SOIL		SD	Ethylbenzene	1	93	75	125
	OT29-SO-J09A1-11-0001MSD	SOIL		SD	Isopropylbenzene	1	109	75	130
	OT29-SO-J09A1-11-0001MSD	SOIL		SD	Methyl tert-butyl ether	1	138	66	146
	OT29-SO-J09A1-11-0001MSD	SOIL		SD	Methylene Chloride	1	122	55	140
	OT29-SO-J09A1-11-0001MSD	SOIL		SD	m-Xylene & p-Xylene	1	93	80	125
	OT29-SO-J09A1-11-0001MSD	SOIL		SD	Naphthalene	1	76	40	125
	OT29-SO-J09A1-11-0001MSD	SOIL		SD	o-Xylene	1	108	75	125
	OT29-SO-J09A1-11-0001MSD	SOIL		SD	Styrene	1	78	75	125
	OT29-SO-J09A1-11-0001MSD	SOIL		SD	Tetrachloroethene	1	91	65	140
	OT29-SO-J09A1-11-0001MSD	SOIL		SD	Toluene	1	101	70	125
	OT29-SO-J09A1-11-0001MSD	SOIL		**SD**	**Toluene-d8 (Surr)**	1	**119**	**85**	**115**
	OT29-SO-J09A1-11-0001MSD	SOIL		SD	trans-1,2-Dichloroethene	1	111	65	135
	OT29-SO-J09A1-11-0001MSD	SOIL		SD	trans-1,3-Dichloropropene	1	74	65	125
	OT29-SO-J09A1-11-0001MSD	SOIL		SD	Trichloroethene	1	86	75	125
	OT29-SO-J09A1-11-0001MSD	SOIL		SD	Trichlorofluoromethane	1	141	25	185
	OT29-SO-J09A1-11-0001MSD	SOIL		**SD**	**Vinyl chloride**	1	**142**	**60**	**125**
	OT29-SO-JO9A1-21-0001MS	SOIL	320-16390-1	MS	1,1,1-Trichloroethane	1	110	70	135
	OT29-SO-JO9A1-21-0001MS	SOIL		MS	1,1,2,2-Tetrachloroethane	1	88	55	130
	OT29-SO-JO9A1-21-0001MS	SOIL		MS	1,1,2-Trichloro-1,2,2-trifluoroethane	1	103	62	138
	OT29-SO-JO9A1-21-0001MS	SOIL		MS	1,1,2-Trichloroethane	1	94	60	125
	OT29-SO-JO9A1-21-0001MS	SOIL		MS	1,1-Dichloroethane	1	95	75	125

Table 7. Matrix Spike and Matrix Spike Duplicate Sample Data Summary for Discrete Soil Samples for the Open Detonation Unit, Kirtland Air Force Base, December 2015

Method	Sample ID	Matrix	SDG	QA/QC Type	Analyte	Dilution	% Recovery	Lower Control Limit	Upper Control Limit
SW8260B									
	OT29-SO-JO9A1-21-0001MS	SOIL	320-16390-1	MS	1,1-Dichloroethene	1	101	65	135
	OT29-SO-JO9A1-21-0001MS	SOIL		MS	1,2,3-Trichlorobenzene	1	60	60	135
	OT29-SO-JO9A1-21-0001MS	SOIL		MS	1,2,3-Trichloropropane	1	103	65	130
	OT29-SO-JO9A1-21-0001MS	SOIL		MS	1,2,4-Trichlorobenzene	1	65	65	130
	OT29-SO-JO9A1-21-0001MS	SOIL		MS	1,2,4-Trimethylbenzene	1	85	65	135
	OT29-SO-JO9A1-21-0001MS	SOIL		MS	1,2-Dibromo-3-Chloropropane	1	98	40	135
	OT29-SO-JO9A1-21-0001MS	SOIL		MS	1,2-Dibromoethane (EDB)	1	89	70	125
	OT29-SO-JO9A1-21-0001MS	SOIL		MS	1,2-Dichlorobenzene	1	76	75	120
	OT29-SO-JO9A1-21-0001MS	SOIL		MS	1,2-Dichloroethane	1	100	70	135
	OT29-SO-JO9A1-21-0001MS	SOIL		MS	1,2-Dichloroethane-d4 (Surr)	1	105	59	130
	OT29-SO-JO9A1-21-0001MS	SOIL		MS	1,2-Dichloropropane	1	89	70	120
	OT29-SO-JO9A1-21-0001MS	SOIL		MS	1,3,5-Trimethylbenzene	1	85	65	135
	OT29-SO-JO9A1-21-0001MS	SOIL		MS	1,3-Dichlorobenzene	1	81	70	125
	OT29-SO-JO9A1-21-0001MS	SOIL		MS	1,4-Dichlorobenzene	1	76	70	125
	OT29-SO-JO9A1-21-0001MS	SOIL		**MS**	**1,4-Dioxane**	1	**171**	**47**	**151**
	OT29-SO-JO9A1-21-0001MS	SOIL		MS	2-Butanone (MEK)	1	56	30	160
	OT29-SO-JO9A1-21-0001MS	SOIL		MS	2-Hexanone	1	78	45	145
	OT29-SO-JO9A1-21-0001MS	SOIL		MS	4-Bromofluorobenzene (Surr)	1	104	85	120
	OT29-SO-JO9A1-21-0001MS	SOIL		MS	4-Methyl-2-pentanone (MIBK)	1	99	45	145
	OT29-SO-JO9A1-21-0001MS	SOIL		MS	Acetone	1	46	20	160
	OT29-SO-JO9A1-21-0001MS	SOIL		MS	Benzene	1	90	75	125
	OT29-SO-JO9A1-21-0001MS	SOIL		MS	Bromochloromethane	1	106	70	125
	OT29-SO-JO9A1-21-0001MS	SOIL		MS	Bromodichloromethane	1	101	70	130
	OT29-SO-JO9A1-21-0001MS	SOIL		MS	Bromoform	1	102	55	135
	OT29-SO-JO9A1-21-0001MS	SOIL		MS	Bromomethane	1	91	30	160
	OT29-SO-JO9A1-21-0001MS	SOIL		MS	Carbon disulfide	1	96	45	160
	OT29-SO-JO9A1-21-0001MS	SOIL		MS	Carbon tetrachloride	1	113	65	135
	OT29-SO-JO9A1-21-0001MS	SOIL		MS	Chlorobenzene	1	83	75	125
	OT29-SO-JO9A1-21-0001MS	SOIL		MS	Chloroethane	1	89	40	155
	OT29-SO-JO9A1-21-0001MS	SOIL		MS	Chloroform	1	101	70	125
	OT29-SO-JO9A1-21-0001MS	SOIL		MS	Chloromethane	1	77	50	130
	OT29-SO-JO9A1-21-0001MS	SOIL		MS	cis-1,2-Dichloroethene	1	98	65	125
	OT29-SO-JO9A1-21-0001MS	SOIL		MS	cis-1,3-Dichloropropene	1	88	70	125
	OT29-SO-JO9A1-21-0001MS	SOIL		MS	Dibromochloromethane	1	91	65	130
	OT29-SO-JO9A1-21-0001MS	SOIL		MS	Dibromofluoromethane (Surr)	1	115	68	116
	OT29-SO-JO9A1-21-0001MS	SOIL		MS	Dichlorodifluoromethane	1	101	35	135
	OT29-SO-JO9A1-21-0001MS	SOIL		MS	Ethylbenzene	1	85	75	125
	OT29-SO-JO9A1-21-0001MS	SOIL		MS	Isopropylbenzene	1	85	75	130
	OT29-SO-JO9A1-21-0001MS	SOIL		MS	Methyl tert-butyl ether	1	107	66	146
	OT29-SO-JO9A1-21-0001MS	SOIL		MS	Methylene Chloride	1	96	55	140
	OT29-SO-JO9A1-21-0001MS	SOIL		MS	m-Xylene & p-Xylene	1	86	80	125
	OT29-SO-JO9A1-21-0001MS	SOIL		MS	Naphthalene	1	55	40	125

Table 7. Matrix Spike and Matrix Spike Duplicate Sample Data Summary for Discrete Soil Samples for the Open Detonation Unit, Kirtland Air Force Base, December 2015

Method	Sample ID	Matrix	SDG	QA/QC Type	Analyte	Dilution	% Recovery	Lower Control Limit	Upper Control Limit
SW8260B									
	OT29-SO-JO9A1-21-0001MS	SOIL	320-16390-1	MS	o-Xylene	1	87	75	125
	OT29-SO-JO9A1-21-0001MS	SOIL		**MS**	**Styrene**	1	**67**	**75**	**125**
	OT29-SO-JO9A1-21-0001MS	SOIL		MS	Tetrachloroethene	1	94	65	140
	OT29-SO-JO9A1-21-0001MS	SOIL		MS	Toluene	1	92	70	125
	OT29-SO-JO9A1-21-0001MS	SOIL		MS	Toluene-d8 (Surr)	1	108	85	115
	OT29-SO-JO9A1-21-0001MS	SOIL		MS	trans-1,2-Dichloroethene	1	100	65	135
	OT29-SO-JO9A1-21-0001MS	SOIL		MS	trans-1,3-Dichloropropene	1	90	65	125
	OT29-SO-JO9A1-21-0001MS	SOIL		MS	Trichloroethene	1	97	75	125
	OT29-SO-JO9A1-21-0001MS	SOIL		MS	Trichlorofluoromethane	1	111	25	185
	OT29-SO-JO9A1-21-0001MS	SOIL		MS	Vinyl chloride	1	83	60	125
	OT29-SO-JO9A1-21-0001MSD	SOIL		SD	1,1,1-Trichloroethane	1	114	70	135
	OT29-SO-JO9A1-21-0001MSD	SOIL		SD	1,1,2,2-Tetrachloroethane	1	86	55	130
	OT29-SO-JO9A1-21-0001MSD	SOIL		SD	1,1,2-Trichloro-1,2,2-trifluoroethane	1	117	62	138
	OT29-SO-JO9A1-21-0001MSD	SOIL		SD	1,1,2-Trichloroethane	1	86	60	125
	OT29-SO-JO9A1-21-0001MSD	SOIL		SD	1,1-Dichloroethane	1	98	75	125
	OT29-SO-JO9A1-21-0001MSD	SOIL		SD	1,1-Dichloroethene	1	109	65	135
	OT29-SO-JO9A1-21-0001MSD	SOIL		SD	1,2,3-Trichlorobenzene	1	65	60	135
	OT29-SO-JO9A1-21-0001MSD	SOIL		SD	1,2,3-Trichloropropane	1	98	65	130
	OT29-SO-JO9A1-21-0001MSD	SOIL		SD	1,2,4-Trichlorobenzene	1	66	65	130
	OT29-SO-JO9A1-21-0001MSD	SOIL		SD	1,2,4-Trimethylbenzene	1	87	65	135
	OT29-SO-JO9A1-21-0001MSD	SOIL		SD	1,2-Dibromo-3-Chloropropane	1	98	40	135
	OT29-SO-JO9A1-21-0001MSD	SOIL		SD	1,2-Dibromoethane (EDB)	1	80	70	125
	OT29-SO-JO9A1-21-0001MSD	SOIL		SD	1,2-Dichlorobenzene	1	77	75	120
	OT29-SO-JO9A1-21-0001MSD	SOIL		SD	1,2-Dichloroethane	1	98	70	135
	OT29-SO-JO9A1-21-0001MSD	SOIL		SD	1,2-Dichloroethane-d4 (Surr)	1	104	59	130
	OT29-SO-JO9A1-21-0001MSD	SOIL		SD	1,2-Dichloropropane	1	88	70	120
	OT29-SO-JO9A1-21-0001MSD	SOIL		SD	1,3,5-Trimethylbenzene	1	88	65	135
	OT29-SO-JO9A1-21-0001MSD	SOIL		SD	1,3-Dichlorobenzene	1	77	70	125
	OT29-SO-JO9A1-21-0001MSD	SOIL		SD	1,4-Dichlorobenzene	1	72	70	125
	OT29-SO-JO9A1-21-0001MSD	SOIL		**SD**	**1,4-Dioxane**	1	**255**	**47**	**151**
	OT29-SO-JO9A1-21-0001MSD	SOIL		SD	2-Butanone (MEK)	1	55	30	160
	OT29-SO-JO9A1-21-0001MSD	SOIL		SD	2-Hexanone	1	71	45	145
	OT29-SO-JO9A1-21-0001MSD	SOIL		SD	4-Bromofluorobenzene (Surr)	1	106	85	120
	OT29-SO-JO9A1-21-0001MSD	SOIL		SD	4-Methyl-2-pentanone (MIBK)	1	94	45	145
	OT29-SO-JO9A1-21-0001MSD	SOIL		SD	Acetone	1	44	20	160
	OT29-SO-JO9A1-21-0001MSD	SOIL		SD	Benzene	1	90	75	125
	OT29-SO-JO9A1-21-0001MSD	SOIL		SD	Bromochloromethane	1	109	70	125
	OT29-SO-JO9A1-21-0001MSD	SOIL		SD	Bromodichloromethane	1	91	70	130
	OT29-SO-JO9A1-21-0001MSD	SOIL		SD	Bromoform	1	98	55	135
	OT29-SO-JO9A1-21-0001MSD	SOIL		SD	Bromomethane	1	106	30	160
	OT29-SO-JO9A1-21-0001MSD	SOIL		SD	Carbon disulfide	1	105	45	160
	OT29-SO-JO9A1-21-0001MSD	SOIL		SD	Carbon tetrachloride	1	120	65	135

Table 7. Matrix Spike and Matrix Spike Duplicate Sample Data Summary for Discrete Soil Samples for the Open Detonation Unit, Kirtland Air Force Base, December 2015

Method	Sample ID	Matrix	SDG	QA/QC Type	Analyte	Dilution	% Recovery	Lower Control Limit	Upper Control Limit
SW8260B									
	OT29-SO-JO9A1-21-0001MSD	SOIL	320-16390-1	SD	Chlorobenzene	1	79	75	125
	OT29-SO-JO9A1-21-0001MSD	SOIL		SD	Chloroethane	1	107	40	155
	OT29-SO-JO9A1-21-0001MSD	SOIL		SD	Chloroform	1	105	70	125
	OT29-SO-JO9A1-21-0001MSD	SOIL		SD	Chloromethane	1	97	50	130
	OT29-SO-JO9A1-21-0001MSD	SOIL		SD	cis-1,2-Dichloroethene	1	101	65	125
	OT29-SO-JO9A1-21-0001MSD	SOIL		SD	cis-1,3-Dichloropropene	1	79	70	125
	OT29-SO-JO9A1-21-0001MSD	SOIL		SD	Dibromochloromethane	1	87	65	130
	OT29-SO-JO9A1-21-0001MSD	SOIL		**SD**	**Dibromofluoromethane (Surr)**	1	**118**	**68**	**116**
	OT29-SO-JO9A1-21-0001MSD	SOIL		SD	Dichlorodifluoromethane	1	124	35	135
	OT29-SO-JO9A1-21-0001MSD	SOIL		SD	Ethylbenzene	1	83	75	125
	OT29-SO-JO9A1-21-0001MSD	SOIL		SD	Isopropylbenzene	1	93	75	130
	OT29-SO-JO9A1-21-0001MSD	SOIL		SD	Methyl tert-butyl ether	1	111	66	146
	OT29-SO-JO9A1-21-0001MSD	SOIL		SD	Methylene Chloride	1	105	55	140
	OT29-SO-JO9A1-21-0001MSD	SOIL		SD	m-Xylene & p-Xylene	1	87	80	125
	OT29-SO-JO9A1-21-0001MSD	SOIL		SD	Naphthalene	1	57	40	125
	OT29-SO-JO9A1-21-0001MSD	SOIL		SD	o-Xylene	1	91	75	125
	OT29-SO-JO9A1-21-0001MSD	SOIL		**SD**	**Styrene**	1	**55**	**75**	**125**
	OT29-SO-JO9A1-21-0001MSD	SOIL		SD	Tetrachloroethene	1	90	65	140
	OT29-SO-JO9A1-21-0001MSD	SOIL		SD	Toluene	1	90	70	125
	OT29-SO-JO9A1-21-0001MSD	SOIL		SD	Toluene-d8 (Surr)	1	105	85	115
	OT29-SO-JO9A1-21-0001MSD	SOIL		SD	trans-1,2-Dichloroethene	1	106	65	135
	OT29-SO-JO9A1-21-0001MSD	SOIL		SD	trans-1,3-Dichloropropene	1	77	65	125
	OT29-SO-JO9A1-21-0001MSD	SOIL		SD	Trichloroethene	1	93	75	125
	OT29-SO-JO9A1-21-0001MSD	SOIL		SD	Trichlorofluoromethane	1	124	25	185
	OT29-SO-JO9A1-21-0001MSD	SOIL		SD	Vinyl chloride	1	100	60	125
SW8270C									
	OT29-SO-J09A1-11-0001MS	SOIL	320-16371-1	MS	1,2,4,5-Tetrachlorobenzene	1	69	40	160
	OT29-SO-J09A1-11-0001MS	SOIL		MS	2,4,5-Trichlorophenol	1	56	50	110
	OT29-SO-J09A1-11-0001MS	SOIL		MS	2,4,6-Tribromophenol (Surr)	1	90	51	120
	OT29-SO-J09A1-11-0001MS	SOIL		**MS**	**2,4,6-Tribromophenol (Surr)**	1	**49**	**51**	**120**
	OT29-SO-J09A1-11-0001MS	SOIL		MS	2,4,6-Trichlorophenol	1	54	45	110
	OT29-SO-J09A1-11-0001MS	SOIL		MS	2,4-Dichlorophenol	1	63	45	110
	OT29-SO-J09A1-11-0001MS	SOIL		MS	2,4-Dimethylphenol	1	61	30	105
	OT29-SO-J09A1-11-0001MS	SOIL		MS	2,4-Dinitrotoluene	1	83	50	115
	OT29-SO-J09A1-11-0001MS	SOIL		MS	2,6-Dichlorophenol	1	58	50	120
	OT29-SO-J09A1-11-0001MS	SOIL		MS	2,6-Dinitrotoluene	1	80	50	110
	OT29-SO-J09A1-11-0001MS	SOIL		MS	2-Chloronaphthalene	1	71	45	105
	OT29-SO-J09A1-11-0001MS	SOIL		MS	2-Chlorophenol	1	70	45	105
	OT29-SO-J09A1-11-0001MS	SOIL		MS	2-Fluorobiphenyl	1	71	49	120
	OT29-SO-J09A1-11-0001MS	SOIL		MS	2-Fluorobiphenyl	1	81	49	120
	OT29-SO-J09A1-11-0001MS	SOIL		MS	2-Fluorobiphenyl (Surr)	1	81	45	105
	OT29-SO-J09A1-11-0001MS	SOIL		MS	2-Fluorobiphenyl (Surr)	1	71	45	105

Table 7. Matrix Spike and Matrix Spike Duplicate Sample Data Summary for Discrete Soil Samples for the Open Detonation Unit, Kirtland Air Force Base, December 2015

Method	Sample ID	Matrix	SDG	QA/QC Type	Analyte	Dilution	% Recovery	Lower Control Limit	Upper Control Limit
SW8270C									
	OT29-SO-J09A1-11-0001MS	SOIL	320-16371-1	MS	2-Fluorophenol (Surr)	1	72	50	120
	OT29-SO-J09A1-11-0001MS	SOIL		MS	2-Fluorophenol (Surr)	1	82	50	120
	OT29-SO-J09A1-11-0001MS	SOIL		MS	2-Methylnaphthalene	1	71	45	105
	OT29-SO-J09A1-11-0001MS	SOIL		MS	2-Methylphenol	1	71	40	105
	OT29-SO-J09A1-11-0001MS	SOIL		MS	2-Nitroaniline	1	83	45	120
	OT29-SO-J09A1-11-0001MS	SOIL		MS	2-Nitrophenol	1	77	40	110
	OT29-SO-J09A1-11-0001MS	SOIL		MS	3,3'-Dichlorobenzidine	1	45	10	130
	OT29-SO-J09A1-11-0001MS	SOIL		MS	3-Methylphenol & 4-Methylphenol	1	71	40	105
	OT29-SO-J09A1-11-0001MS	SOIL		MS	3-Nitroaniline	1	47	25	110
	OT29-SO-J09A1-11-0001MS	SOIL		MS	4,6-Dinitro-2-methylphenol	1	76	30	135
	OT29-SO-J09A1-11-0001MS	SOIL		MS	4-Bromophenyl phenyl ether	1	84	45	115
	OT29-SO-J09A1-11-0001MS	SOIL		MS	4-Chloro-3-methylphenol	1	70	45	115
	OT29-SO-J09A1-11-0001MS	SOIL		MS	4-Chloroaniline	1	44	10	95
	OT29-SO-J09A1-11-0001MS	SOIL		MS	4-Chlorophenyl phenyl ether	1	76	45	110
	OT29-SO-J09A1-11-0001MS	SOIL		MS	4-Nitroaniline	1	54	35	115
	OT29-SO-J09A1-11-0001MS	SOIL		MS	4-Nitrophenol	1	75	15	140
	OT29-SO-J09A1-11-0001MS	SOIL		MS	Acenaphthene	1	71	45	110
	OT29-SO-J09A1-11-0001MS	SOIL		MS	Acenaphthylene	1	73	45	105
	OT29-SO-J09A1-11-0001MS	SOIL		MS	Acetophenone	1	73	33	115
	OT29-SO-J09A1-11-0001MS	SOIL		MS	Anthracene	1	77	55	105
	OT29-SO-J09A1-11-0001MS	SOIL		MS	Atrazine	1	92	50	130
	OT29-SO-J09A1-11-0001MS	SOIL		MS	Azobenzene	1	89	67	109
	OT29-SO-J09A1-11-0001MS	SOIL		MS	Benzaldehyde	1	78	39	111
	OT29-SO-J09A1-11-0001MS	SOIL		MS	Benzo[a]anthracene	1	79	50	110
	OT29-SO-J09A1-11-0001MS	SOIL		MS	Benzo[a]pyrene	1	79	50	110
	OT29-SO-J09A1-11-0001MS	SOIL		MS	Benzo[b]fluoranthene	1	81	45	115
	OT29-SO-J09A1-11-0001MS	SOIL		MS	Benzo[g,h,i]perylene	1	83	40	125
	OT29-SO-J09A1-11-0001MS	SOIL		MS	Benzo[k]fluoranthene	1	80	45	125
	OT29-SO-J09A1-11-0001MS	SOIL		MS	bis (2-chloroisopropyl) ether	1	73	20	115
	OT29-SO-J09A1-11-0001MS	SOIL		MS	Bis(2-chloroethoxy)methane	1	76	45	110
	OT29-SO-J09A1-11-0001MS	SOIL		MS	Bis(2-chloroethyl)ether	1	76	40	105
	OT29-SO-J09A1-11-0001MS	SOIL		MS	Bis(2-ethylhexyl) phthalate	1	90	45	125
	OT29-SO-J09A1-11-0001MS	SOIL		MS	Bis(2-ethylhexyl) phthalate	1	101	45	125
	OT29-SO-J09A1-11-0001MS	SOIL		MS	Butyl benzyl phthalate	1	86	50	125
	OT29-SO-J09A1-11-0001MS	SOIL		MS	Caprolactam	1	83	50	130
	OT29-SO-J09A1-11-0001MS	SOIL		MS	Carbazole	1	80	45	115
	OT29-SO-J09A1-11-0001MS	SOIL		MS	Chrysene	1	80	55	110
	OT29-SO-J09A1-11-0001MS	SOIL		MS	Dibenz(a,h)anthracene	1	85	40	125
	OT29-SO-J09A1-11-0001MS	SOIL		MS	Dibenzofuran	1	75	50	105
	OT29-SO-J09A1-11-0001MS	SOIL		MS	Diethyl phthalate	1	76	50	115
	OT29-SO-J09A1-11-0001MS	SOIL		MS	Dimethyl phthalate	1	78	50	110
	OT29-SO-J09A1-11-0001MS	SOIL		**MS**	**Di-n-butyl phthalate**	1	**149**	**55**	**110**

Table 7. Matrix Spike and Matrix Spike Duplicate Sample Data Summary for Discrete Soil Samples for the Open Detonation Unit, Kirtland Air Force Base, December 2015

Method	Sample ID	Matrix	SDG	QA/QC Type	Analyte	Dilution	% Recovery	Lower Control Limit	Upper Control Limit
SW8270C									
OT29-SO-J09A1-11-0001MS		SOIL	320-16371-1	**MS**	**Di-n-butyl phthalate**	1	**395**	**55**	**110**
OT29-SO-J09A1-11-0001MS		SOIL		MS	Di-n-octyl phthalate	1	86	40	130
OT29-SO-J09A1-11-0001MS		SOIL		MS	Fluoranthene	1	88	55	115
OT29-SO-J09A1-11-0001MS		SOIL		MS	Fluorene	1	69	50	110
OT29-SO-J09A1-11-0001MS		SOIL		MS	Hexachlorobenzene	1	74	45	120
OT29-SO-J09A1-11-0001MS		SOIL		MS	Hexachlorobutadiene	1	67	40	115
OT29-SO-J09A1-11-0001MS		SOIL		MS	Hexachlorocyclopentadiene	1	58	37	93
OT29-SO-J09A1-11-0001MS		SOIL		MS	Hexachloroethane	1	69	35	110
OT29-SO-J09A1-11-0001MS		SOIL		MS	Indeno[1,2,3-cd]pyrene	1	84	40	120
OT29-SO-J09A1-11-0001MS		SOIL		MS	Isophorone	1	74	45	110
OT29-SO-J09A1-11-0001MS		SOIL		MS	Naphthalene	1	69	40	105
OT29-SO-J09A1-11-0001MS		SOIL		MS	Nitrobenzene	1	72	40	115
OT29-SO-J09A1-11-0001MS		SOIL		MS	Nitrobenzene-d5 (Surr)	1	74	51	120
OT29-SO-J09A1-11-0001MS		SOIL		MS	Nitrobenzene-d5 (Surr)	1	87	51	120
OT29-SO-J09A1-11-0001MS		SOIL		MS	N-Nitrosodimethylamine	1	72	20	115
OT29-SO-J09A1-11-0001MS		SOIL		MS	N-Nitrosodi-n-propylamine	1	78	40	115
OT29-SO-J09A1-11-0001MS		SOIL		MS	N-Nitrosodiphenylamine	1	77	50	115
OT29-SO-J09A1-11-0001MS		SOIL		MS	Pentachlorophenol	1	55	25	120
OT29-SO-J09A1-11-0001MS		SOIL		MS	Phenanthrene	1	79	50	110
OT29-SO-J09A1-11-0001MS		SOIL		MS	Phenol	1	68	40	100
OT29-SO-J09A1-11-0001MS		SOIL		MS	Phenol-d5 (Surr)	1	74	47	120
OT29-SO-J09A1-11-0001MS		SOIL		MS	Phenol-d5 (Surr)	1	85	47	120
OT29-SO-J09A1-11-0001MS		SOIL		MS	Pyrene	1	82	45	125
OT29-SO-J09A1-11-0001MS		SOIL		MS	Terphenyl-d14 (Surr)	1	89	56	120
OT29-SO-J09A1-11-0001MS		SOIL		MS	Terphenyl-d14 (Surr)	1	80	56	120
OT29-SO-J09A1-11-0001MSD		SOIL		SD	1,2,4,5-Tetrachlorobenzene	1	68	40	160
OT29-SO-J09A1-11-0001MSD		SOIL		SD	2,4,5-Trichlorophenol	1	53	50	110
OT29-SO-J09A1-11-0001MSD		SOIL		**SD**	**2,4,6-Tribromophenol (Surr)**	1	**45**	**51**	**120**
OT29-SO-J09A1-11-0001MSD		SOIL		SD	2,4,6-Tribromophenol (Surr)	1	60	51	120
OT29-SO-J09A1-11-0001MSD		SOIL		SD	2,4,6-Trichlorophenol	1	48	45	110
OT29-SO-J09A1-11-0001MSD		SOIL		SD	2,4-Dichlorophenol	1	65	45	110
OT29-SO-J09A1-11-0001MSD		SOIL		SD	2,4-Dimethylphenol	1	68	30	105
OT29-SO-J09A1-11-0001MSD		SOIL		SD	2,4-Dinitrotoluene	1	83	50	115
OT29-SO-J09A1-11-0001MSD		SOIL		SD	2,6-Dichlorophenol	1	58	50	120
OT29-SO-J09A1-11-0001MSD		SOIL		SD	2,6-Dinitrotoluene	1	79	50	110
OT29-SO-J09A1-11-0001MSD		SOIL		SD	2-Chloronaphthalene	1	72	45	105
OT29-SO-J09A1-11-0001MSD		SOIL		SD	2-Chlorophenol	1	65	45	105
OT29-SO-J09A1-11-0001MSD		SOIL		SD	2-Fluorobiphenyl	1	83	49	120
OT29-SO-J09A1-11-0001MSD		SOIL		SD	2-Fluorobiphenyl	1	71	49	120
OT29-SO-J09A1-11-0001MSD		SOIL		SD	2-Fluorobiphenyl (Surr)	1	71	45	105
OT29-SO-J09A1-11-0001MSD		SOIL		SD	2-Fluorobiphenyl (Surr)	1	83	45	105
OT29-SO-J09A1-11-0001MSD		SOIL		SD	2-Fluorophenol (Surr)	1	61	50	120

Table 7. Matrix Spike and Matrix Spike Duplicate Sample Data Summary for Discrete Soil Samples for the Open Detonation Unit, Kirtland Air Force Base, December 2015

Method	Sample ID	Matrix	SDG	QA/QC Type	Analyte	Dilution	% Recovery	Lower Control Limit	Upper Control Limit
SW8270C									
	OT29-SO-J09A1-11-0001MSD	SOIL	320-16371-1	SD	2-Fluorophenol (Surr)	1	80	50	120
	OT29-SO-J09A1-11-0001MSD	SOIL		SD	2-Methylnaphthalene	1	68	45	105
	OT29-SO-J09A1-11-0001MSD	SOIL		SD	2-Methylphenol	1	70	40	105
	OT29-SO-J09A1-11-0001MSD	SOIL		SD	2-Nitroaniline	1	81	45	120
	OT29-SO-J09A1-11-0001MSD	SOIL		SD	2-Nitrophenol	1	68	40	110
	OT29-SO-J09A1-11-0001MSD	SOIL		SD	3,3'-Dichlorobenzidine	1	49	10	130
	OT29-SO-J09A1-11-0001MSD	SOIL		SD	3-Methylphenol & 4-Methylphenol	1	72	40	105
	OT29-SO-J09A1-11-0001MSD	SOIL		SD	3-Nitroaniline	1	44	25	110
	OT29-SO-J09A1-11-0001MSD	SOIL		SD	4,6-Dinitro-2-methylphenol	1	72	30	135
	OT29-SO-J09A1-11-0001MSD	SOIL		SD	4-Bromophenyl phenyl ether	1	86	45	115
	OT29-SO-J09A1-11-0001MSD	SOIL		SD	4-Chloro-3-methylphenol	1	70	45	115
	OT29-SO-J09A1-11-0001MSD	SOIL		SD	4-Chloroaniline	1	42	10	95
	OT29-SO-J09A1-11-0001MSD	SOIL		SD	4-Chlorophenyl phenyl ether	1	75	45	110
	OT29-SO-J09A1-11-0001MSD	SOIL		SD	4-Nitroaniline	1	53	35	115
	OT29-SO-J09A1-11-0001MSD	SOIL		SD	4-Nitrophenol	1	68	15	140
	OT29-SO-J09A1-11-0001MSD	SOIL		SD	Acenaphthene	1	72	45	110
	OT29-SO-J09A1-11-0001MSD	SOIL		SD	Acenaphthylene	1	73	45	105
	OT29-SO-J09A1-11-0001MSD	SOIL		SD	Acetophenone	1	65	33	115
	OT29-SO-J09A1-11-0001MSD	SOIL		SD	Anthracene	1	75	55	105
	OT29-SO-J09A1-11-0001MSD	SOIL		SD	Atrazine	1	89	50	130
	OT29-SO-J09A1-11-0001MSD	SOIL		SD	Azobenzene	1	90	67	109
	OT29-SO-J09A1-11-0001MSD	SOIL		SD	Benzaldehyde	1	68	39	111
	OT29-SO-J09A1-11-0001MSD	SOIL		SD	Benzo[a]anthracene	1	74	50	110
	OT29-SO-J09A1-11-0001MSD	SOIL		SD	Benzo[a]pyrene	1	73	50	110
	OT29-SO-J09A1-11-0001MSD	SOIL		SD	Benzo[b]fluoranthene	1	74	45	115
	OT29-SO-J09A1-11-0001MSD	SOIL		SD	Benzo[g,h,i]perylene	1	80	40	125
	OT29-SO-J09A1-11-0001MSD	SOIL		SD	Benzo[k]fluoranthene	1	73	45	125
	OT29-SO-J09A1-11-0001MSD	SOIL		SD	bis (2-chloroisopropyl) ether	1	66	20	115
	OT29-SO-J09A1-11-0001MSD	SOIL		SD	Bis(2-chloroethoxy)methane	1	73	45	110
	OT29-SO-J09A1-11-0001MSD	SOIL		SD	Bis(2-chloroethyl)ether	1	66	40	105
	OT29-SO-J09A1-11-0001MSD	SOIL		SD	Bis(2-ethylhexyl) phthalate	1	98	45	125
	OT29-SO-J09A1-11-0001MSD	SOIL		SD	Bis(2-ethylhexyl) phthalate	1	84	45	125
	OT29-SO-J09A1-11-0001MSD	SOIL		SD	Butyl benzyl phthalate	1	82	50	125
	OT29-SO-J09A1-11-0001MSD	SOIL		SD	Caprolactam	1	79	50	130
	OT29-SO-J09A1-11-0001MSD	SOIL		SD	Carbazole	1	78	45	115
	OT29-SO-J09A1-11-0001MSD	SOIL		SD	Chrysene	1	76	55	110
	OT29-SO-J09A1-11-0001MSD	SOIL		SD	Dibenz(a,h)anthracene	1	81	40	125
	OT29-SO-J09A1-11-0001MSD	SOIL		SD	Dibenzofuran	1	74	50	105
	OT29-SO-J09A1-11-0001MSD	SOIL		SD	Diethyl phthalate	1	74	50	115
	OT29-SO-J09A1-11-0001MSD	SOIL		SD	Dimethyl phthalate	1	79	50	110
	OT29-SO-J09A1-11-0001MSD	SOIL		**SD**	**Di-n-butyl phthalate**	1	**120**	**55**	**110**
	OT29-SO-J09A1-11-0001MSD	SOIL		**SD**	**Di-n-butyl phthalate**	1	**144**	**55**	**110**

Table 7. Matrix Spike and Matrix Spike Duplicate Sample Data Summary for Discrete Soil Samples for the Open Detonation Unit, Kirtland Air Force Base, December 2015

Method	Sample ID	Matrix	SDG	QA/QC Type	Analyte	Dilution	% Recovery	Lower Control Limit	Upper Control Limit
SW8270C									
	OT29-SO-J09A1-11-0001MSD	SOIL	320-16371-1	SD	Di-n-octyl phthalate	1	80	40	130
	OT29-SO-J09A1-11-0001MSD	SOIL		SD	Fluoranthene	1	84	55	115
	OT29-SO-J09A1-11-0001MSD	SOIL		SD	Fluorene	1	70	50	110
	OT29-SO-J09A1-11-0001MSD	SOIL		SD	Hexachlorobenzene	1	74	45	120
	OT29-SO-J09A1-11-0001MSD	SOIL		SD	Hexachlorobutadiene	1	60	40	115
	OT29-SO-J09A1-11-0001MSD	SOIL		SD	Hexachlorocyclopentadiene	1	48	37	93
	OT29-SO-J09A1-11-0001MSD	SOIL		SD	Hexachloroethane	1	61	35	110
	OT29-SO-J09A1-11-0001MSD	SOIL		SD	Indeno[1,2,3-cd]pyrene	1	79	40	120
	OT29-SO-J09A1-11-0001MSD	SOIL		SD	Isophorone	1	72	45	110
	OT29-SO-J09A1-11-0001MSD	SOIL		SD	Naphthalene	1	63	40	105
	OT29-SO-J09A1-11-0001MSD	SOIL		SD	Nitrobenzene	1	67	40	115
	OT29-SO-J09A1-11-0001MSD	SOIL		SD	Nitrobenzene-d5 (Surr)	1	86	51	120
	OT29-SO-J09A1-11-0001MSD	SOIL		SD	Nitrobenzene-d5 (Surr)	1	67	51	120
	OT29-SO-J09A1-11-0001MSD	SOIL		SD	N-Nitrosodimethylamine	1	63	20	115
	OT29-SO-J09A1-11-0001MSD	SOIL		SD	N-Nitrosodi-n-propylamine	1	71	40	115
	OT29-SO-J09A1-11-0001MSD	SOIL		SD	N-Nitrosodiphenylamine	1	76	50	115
	OT29-SO-J09A1-11-0001MSD	SOIL		SD	Pentachlorophenol	1	36	25	120
	OT29-SO-J09A1-11-0001MSD	SOIL		SD	Phenanthrene	1	76	50	110
	OT29-SO-J09A1-11-0001MSD	SOIL		SD	Phenol	1	65	40	100
	OT29-SO-J09A1-11-0001MSD	SOIL		SD	Phenol-d5 (Surr)	1	84	47	120
	OT29-SO-J09A1-11-0001MSD	SOIL		SD	Phenol-d5 (Surr)	1	69	47	120
	OT29-SO-J09A1-11-0001MSD	SOIL		SD	Pyrene	1	79	45	125
	OT29-SO-J09A1-11-0001MSD	SOIL		SD	Terphenyl-d14 (Surr)	1	87	56	120
	OT29-SO-J09A1-11-0001MSD	SOIL		SD	Terphenyl-d14 (Surr)	1	77	56	120
	OT29-SO-JO9A1-21-0001MS	SOIL	320-16390-1	MS	1,2,4,5-Tetrachlorobenzene	1	88	40	160
	OT29-SO-JO9A1-21-0001MS	SOIL		MS	2,4,5-Trichlorophenol	1	76	50	110
	OT29-SO-JO9A1-21-0001MS	SOIL		MS	2,4,6-Tribromophenol (Surr)	1	72	51	120
	OT29-SO-JO9A1-21-0001MS	SOIL		MS	2,4,6-Trichlorophenol	1	70	45	110
	OT29-SO-JO9A1-21-0001MS	SOIL		MS	2,4-Dichlorophenol	1	82	45	110
	OT29-SO-JO9A1-21-0001MS	SOIL		MS	2,4-Dimethylphenol	1	88	30	105
	OT29-SO-JO9A1-21-0001MS	SOIL		MS	2,4-Dinitrotoluene	1	100	50	115
	OT29-SO-JO9A1-21-0001MS	SOIL		MS	2,6-Dichlorophenol	1	72	50	120
	OT29-SO-JO9A1-21-0001MS	SOIL		MS	2,6-Dinitrotoluene	1	99	50	110
	OT29-SO-JO9A1-21-0001MS	SOIL		MS	2-Chloronaphthalene	1	87	45	105
	OT29-SO-JO9A1-21-0001MS	SOIL		MS	2-Chlorophenol	1	78	45	105
	OT29-SO-JO9A1-21-0001MS	SOIL		MS	2-Fluorobiphenyl	1	90	49	120
	OT29-SO-JO9A1-21-0001MS	SOIL		MS	2-Fluorobiphenyl (Surr)	1	90	45	105
	OT29-SO-JO9A1-21-0001MS	SOIL		MS	2-Fluorophenol (Surr)	1	81	50	120
	OT29-SO-JO9A1-21-0001MS	SOIL		MS	2-Methylnaphthalene	1	85	45	105
	OT29-SO-JO9A1-21-0001MS	SOIL		MS	2-Methylphenol	1	80	40	105
	OT29-SO-JO9A1-21-0001MS	SOIL		MS	2-Nitroaniline	1	100	45	120
	OT29-SO-JO9A1-21-0001MS	SOIL		MS	2-Nitrophenol	1	89	40	110

Table 7. Matrix Spike and Matrix Spike Duplicate Sample Data Summary for Discrete Soil Samples for the Open Detonation Unit, Kirtland Air Force Base, December 2015

Method	Sample ID	Matrix	SDG	QA/QC Type	Analyte	Dilution	% Recovery	Lower Control Limit	Upper Control Limit
SW8270C									
	OT29-SO-JO9A1-21-0001MS	SOIL	320-16390-1	MS	3,3'-Dichlorobenzidine	1	101	10	130
	OT29-SO-JO9A1-21-0001MS	SOIL		MS	3-Methylphenol & 4-Methylphenol	1	78	40	105
	OT29-SO-JO9A1-21-0001MS	SOIL		MS	3-Nitroaniline	1	89	25	110
	OT29-SO-JO9A1-21-0001MS	SOIL		MS	4,6-Dinitro-2-methylphenol	1	90	30	135
	OT29-SO-JO9A1-21-0001MS	SOIL		MS	4-Bromophenyl phenyl ether	1	99	45	115
	OT29-SO-JO9A1-21-0001MS	SOIL		MS	4-Chloro-3-methylphenol	1	87	45	115
	OT29-SO-JO9A1-21-0001MS	SOIL		MS	4-Chloroaniline	1	65	10	95
	OT29-SO-JO9A1-21-0001MS	SOIL		MS	4-Chlorophenyl phenyl ether	1	93	45	110
	OT29-SO-JO9A1-21-0001MS	SOIL		MS	4-Nitroaniline	1	94	35	115
	OT29-SO-JO9A1-21-0001MS	SOIL		MS	4-Nitrophenol	1	90	15	140
	OT29-SO-JO9A1-21-0001MS	SOIL		MS	Acenaphthene	1	91	45	110
	OT29-SO-JO9A1-21-0001MS	SOIL		MS	Acenaphthylene	1	90	45	105
	OT29-SO-JO9A1-21-0001MS	SOIL		MS	Acetophenone	1	76	33	115
	OT29-SO-JO9A1-21-0001MS	SOIL		MS	Anthracene	1	99	55	105
	OT29-SO-JO9A1-21-0001MS	SOIL		MS	Atrazine	1	112	50	130
	OT29-SO-JO9A1-21-0001MS	SOIL		MS	Azobenzene	1	95	67	109
	OT29-SO-JO9A1-21-0001MS	SOIL		MS	Benzaldehyde	1	78	39	111
	OT29-SO-JO9A1-21-0001MS	SOIL		MS	Benzo[a]anthracene	1	102	50	110
	OT29-SO-JO9A1-21-0001MS	SOIL		MS	Benzo[a]pyrene	1	95	50	110
	OT29-SO-JO9A1-21-0001MS	SOIL		MS	Benzo[b]fluoranthene	1	94	45	115
	OT29-SO-JO9A1-21-0001MS	SOIL		MS	Benzo[g,h,i]perylene	1	101	40	125
	OT29-SO-JO9A1-21-0001MS	SOIL		MS	Benzo[k]fluoranthene	1	102	45	125
	OT29-SO-JO9A1-21-0001MS	SOIL		MS	bis (2-chloroisopropyl) ether	1	78	20	115
	OT29-SO-JO9A1-21-0001MS	SOIL		MS	Bis(2-chloroethoxy)methane	1	84	45	110
	OT29-SO-JO9A1-21-0001MS	SOIL		MS	Bis(2-chloroethyl)ether	1	78	40	105
	OT29-SO-JO9A1-21-0001MS	SOIL		MS	Bis(2-ethylhexyl) phthalate	1	109	45	125
	OT29-SO-JO9A1-21-0001MS	SOIL		MS	Butyl benzyl phthalate	1	108	50	125
	OT29-SO-JO9A1-21-0001MS	SOIL		MS	Caprolactam	1	99	50	130
	OT29-SO-JO9A1-21-0001MS	SOIL		MS	Carbazole	1	108	45	115
	OT29-SO-JO9A1-21-0001MS	SOIL		MS	Chrysene	1	102	55	110
	OT29-SO-JO9A1-21-0001MS	SOIL		MS	Dibenz(a,h)anthracene	1	103	40	125
	OT29-SO-JO9A1-21-0001MS	SOIL		MS	Dibenzofuran	1	92	50	105
	OT29-SO-JO9A1-21-0001MS	SOIL		MS	Diethyl phthalate	1	99	50	115
	OT29-SO-JO9A1-21-0001MS	SOIL		MS	Dimethyl phthalate	1	99	50	110
	OT29-SO-JO9A1-21-0001MS	SOIL		MS	Di-n-butyl phthalate	1	108	55	110
	OT29-SO-JO9A1-21-0001MS	SOIL		MS	Di-n-octyl phthalate	1	103	40	130
	OT29-SO-JO9A1-21-0001MS	SOIL		MS	Fluoranthene	1	103	55	115
	OT29-SO-JO9A1-21-0001MS	SOIL		MS	Fluorene	1	94	50	110
	OT29-SO-JO9A1-21-0001MS	SOIL		MS	Hexachlorobenzene	1	85	45	120
	OT29-SO-JO9A1-21-0001MS	SOIL		MS	Hexachlorobutadiene	1	80	40	115
	OT29-SO-JO9A1-21-0001MS	SOIL		MS	Hexachlorocyclopentadiene	1	54	37	93
	OT29-SO-JO9A1-21-0001MS	SOIL		MS	Hexachloroethane	1	74	35	110

Table 7. Matrix Spike and Matrix Spike Duplicate Sample Data Summary for Discrete Soil Samples for the Open Detonation Unit, Kirtland Air Force Base, December 2015

Method	Sample ID	Matrix	SDG	QA/QC Type	Analyte	Dilution	% Recovery	Lower Control Limit	Upper Control Limit
SW8270C									
	OT29-SO-JO9A1-21-0001MS	SOIL	320-16390-1	MS	Indeno[1,2,3-cd]pyrene	1	102	40	120
	OT29-SO-JO9A1-21-0001MS	SOIL		MS	Isophorone	1	84	45	110
	OT29-SO-JO9A1-21-0001MS	SOIL		MS	Naphthalene	1	79	40	105
	OT29-SO-JO9A1-21-0001MS	SOIL		MS	Nitrobenzene	1	83	40	115
	OT29-SO-JO9A1-21-0001MS	SOIL		MS	Nitrobenzene-d5 (Surr)	1	82	51	120
	OT29-SO-JO9A1-21-0001MS	SOIL		MS	N-Nitrosodimethylamine	1	74	20	115
	OT29-SO-JO9A1-21-0001MS	SOIL		MS	N-Nitrosodi-n-propylamine	1	79	40	115
	OT29-SO-JO9A1-21-0001MS	SOIL		MS	N-Nitrosodiphenylamine	1	94	50	115
	OT29-SO-JO9A1-21-0001MS	SOIL		MS	Pentachlorophenol	1	63	25	120
	OT29-SO-JO9A1-21-0001MS	SOIL		MS	Phenanthrene	1	97	50	110
	OT29-SO-JO9A1-21-0001MS	SOIL		MS	Phenol	1	82	40	100
	OT29-SO-JO9A1-21-0001MS	SOIL		MS	Phenol-d5 (Surr)	1	82	47	120
	OT29-SO-JO9A1-21-0001MS	SOIL		MS	Pyrene	1	108	45	125
	OT29-SO-JO9A1-21-0001MS	SOIL		MS	Terphenyl-d14 (Surr)	1	103	56	120
	OT29-SO-JO9A1-21-0001MSD	SOIL		SD	1,2,4,5-Tetrachlorobenzene	1	93	40	160
	OT29-SO-JO9A1-21-0001MSD	SOIL		SD	2,4,5-Trichlorophenol	1	83	50	110
	OT29-SO-JO9A1-21-0001MSD	SOIL		SD	2,4,6-Tribromophenol (Surr)	1	63	51	120
	OT29-SO-JO9A1-21-0001MSD	SOIL		SD	2,4,6-Trichlorophenol	1	70	45	110
	OT29-SO-JO9A1-21-0001MSD	SOIL		SD	2,4-Dichlorophenol	1	86	45	110
	OT29-SO-JO9A1-21-0001MSD	SOIL		SD	2,4-Dimethylphenol	1	93	30	105
	OT29-SO-JO9A1-21-0001MSD	SOIL		SD	2,4-Dinitrotoluene	1	94	50	115
	OT29-SO-JO9A1-21-0001MSD	SOIL		SD	2,6-Dichlorophenol	1	80	50	120
	OT29-SO-JO9A1-21-0001MSD	SOIL		SD	2,6-Dinitrotoluene	1	95	50	110
	OT29-SO-JO9A1-21-0001MSD	SOIL		SD	2-Chloronaphthalene	1	93	45	105
	OT29-SO-JO9A1-21-0001MSD	SOIL		SD	2-Chlorophenol	1	81	45	105
	OT29-SO-JO9A1-21-0001MSD	SOIL		SD	2-Fluorobiphenyl	1	97	49	120
	OT29-SO-JO9A1-21-0001MSD	SOIL		SD	2-Fluorobiphenyl (Surr)	1	97	45	105
	OT29-SO-JO9A1-21-0001MSD	SOIL		SD	2-Fluorophenol (Surr)	1	80	50	120
	OT29-SO-JO9A1-21-0001MSD	SOIL		SD	2-Methylnaphthalene	1	91	45	105
	OT29-SO-JO9A1-21-0001MSD	SOIL		SD	2-Methylphenol	1	85	40	105
	OT29-SO-JO9A1-21-0001MSD	SOIL		SD	2-Nitroaniline	1	91	45	120
	OT29-SO-JO9A1-21-0001MSD	SOIL		SD	2-Nitrophenol	1	74	40	110
	OT29-SO-JO9A1-21-0001MSD	SOIL		SD	3,3'-Dichlorobenzidine	1	100	10	130
	OT29-SO-JO9A1-21-0001MSD	SOIL		SD	3-Methylphenol & 4-Methylphenol	1	84	40	105
	OT29-SO-JO9A1-21-0001MSD	SOIL		SD	3-Nitroaniline	1	88	25	110
	OT29-SO-JO9A1-21-0001MSD	SOIL		SD	4,6-Dinitro-2-methylphenol	1	70	30	135
	OT29-SO-JO9A1-21-0001MSD	SOIL		SD	4-Bromophenyl phenyl ether	1	97	45	115
	OT29-SO-JO9A1-21-0001MSD	SOIL		SD	4-Chloro-3-methylphenol	1	82	45	115
	OT29-SO-JO9A1-21-0001MSD	SOIL		SD	4-Chloroaniline	1	68	10	95
	OT29-SO-JO9A1-21-0001MSD	SOIL		SD	4-Chlorophenyl phenyl ether	1	94	45	110
	OT29-SO-JO9A1-21-0001MSD	SOIL		SD	4-Nitroaniline	1	91	35	115
	OT29-SO-JO9A1-21-0001MSD	SOIL		SD	4-Nitrophenol	1	84	15	140

Table 7. Matrix Spike and Matrix Spike Duplicate Sample Data Summary for Discrete Soil Samples for the Open Detonation Unit, Kirtland Air Force Base, December 2015

Method	Sample ID	Matrix	SDG	QA/QC Type	Analyte	Dilution	% Recovery	Lower Control Limit	Upper Control Limit
SW8270C									
	OT29-SO-JO9A1-21-0001MSD	SOIL	320-16390-1	SD	Acenaphthene	1	93	45	110
	OT29-SO-JO9A1-21-0001MSD	SOIL		SD	Acenaphthylene	1	94	45	105
	OT29-SO-JO9A1-21-0001MSD	SOIL		SD	Acetophenone	1	81	33	115
	OT29-SO-JO9A1-21-0001MSD	SOIL		SD	Anthracene	1	97	55	105
	OT29-SO-JO9A1-21-0001MSD	SOIL		SD	Atrazine	1	109	50	130
	OT29-SO-JO9A1-21-0001MSD	SOIL		SD	Azobenzene	1	95	67	109
	OT29-SO-JO9A1-21-0001MSD	SOIL		SD	Benzaldehyde	1	85	39	111
	OT29-SO-JO9A1-21-0001MSD	SOIL		SD	Benzo[a]anthracene	1	97	50	110
	OT29-SO-JO9A1-21-0001MSD	SOIL		SD	Benzo[a]pyrene	1	96	50	110
	OT29-SO-JO9A1-21-0001MSD	SOIL		SD	Benzo[b]fluoranthene	1	94	45	115
	OT29-SO-JO9A1-21-0001MSD	SOIL		SD	Benzo[g,h,i]perylene	1	101	40	125
	OT29-SO-JO9A1-21-0001MSD	SOIL		SD	Benzo[k]fluoranthene	1	101	45	125
	OT29-SO-JO9A1-21-0001MSD	SOIL		SD	bis (2-chloroisopropyl) ether	1	82	20	115
	OT29-SO-JO9A1-21-0001MSD	SOIL		SD	Bis(2-chloroethoxy)methane	1	89	45	110
	OT29-SO-JO9A1-21-0001MSD	SOIL		SD	Bis(2-chloroethyl)ether	1	81	40	105
	OT29-SO-JO9A1-21-0001MSD	SOIL		SD	Bis(2-ethylhexyl) phthalate	1	98	45	125
	OT29-SO-JO9A1-21-0001MSD	SOIL		SD	Butyl benzyl phthalate	1	100	50	125
	OT29-SO-JO9A1-21-0001MSD	SOIL		SD	Caprolactam	1	100	50	130
	OT29-SO-JO9A1-21-0001MSD	SOIL		SD	Carbazole	1	105	45	115
	OT29-SO-JO9A1-21-0001MSD	SOIL		SD	Chrysene	1	100	55	110
	OT29-SO-JO9A1-21-0001MSD	SOIL		SD	Dibenz(a,h)anthracene	1	102	40	125
	OT29-SO-JO9A1-21-0001MSD	SOIL		SD	Dibenzofuran	1	92	50	105
	OT29-SO-JO9A1-21-0001MSD	SOIL		SD	Diethyl phthalate	1	96	50	115
	OT29-SO-JO9A1-21-0001MSD	SOIL		SD	Dimethyl phthalate	1	99	50	110
	OT29-SO-JO9A1-21-0001MSD	SOIL		SD	Di-n-butyl phthalate	1	105	55	110
	OT29-SO-JO9A1-21-0001MSD	SOIL		SD	Di-n-octyl phthalate	1	100	40	130
	OT29-SO-JO9A1-21-0001MSD	SOIL		SD	Fluoranthene	1	100	55	115
	OT29-SO-JO9A1-21-0001MSD	SOIL		SD	Fluorene	1	94	50	110
	OT29-SO-JO9A1-21-0001MSD	SOIL		SD	Hexachlorobenzene	1	84	45	120
	OT29-SO-JO9A1-21-0001MSD	SOIL		SD	Hexachlorobutadiene	1	85	40	115
	OT29-SO-JO9A1-21-0001MSD	SOIL		SD	Hexachlorocyclopentadiene	1	51	37	93
	OT29-SO-JO9A1-21-0001MSD	SOIL		SD	Hexachloroethane	1	74	35	110
	OT29-SO-JO9A1-21-0001MSD	SOIL		SD	Indeno[1,2,3-cd]pyrene	1	103	40	120
	OT29-SO-JO9A1-21-0001MSD	SOIL		SD	Isophorone	1	89	45	110
	OT29-SO-JO9A1-21-0001MSD	SOIL		SD	Naphthalene	1	83	40	105
	OT29-SO-JO9A1-21-0001MSD	SOIL		SD	Nitrobenzene	1	84	40	115
	OT29-SO-JO9A1-21-0001MSD	SOIL		SD	Nitrobenzene-d5 (Surr)	1	83	51	120
	OT29-SO-JO9A1-21-0001MSD	SOIL		SD	N-Nitrosodimethylamine	1	79	20	115
	OT29-SO-JO9A1-21-0001MSD	SOIL		SD	N-Nitrosodi-n-propylamine	1	82	40	115
	OT29-SO-JO9A1-21-0001MSD	SOIL		SD	N-Nitrosodiphenylamine	1	92	50	115
	OT29-SO-JO9A1-21-0001MSD	SOIL		SD	Pentachlorophenol	1	53	25	120
	OT29-SO-JO9A1-21-0001MSD	SOIL		SD	Phenanthrene	1	96	50	110

Table 7. Matrix Spike and Matrix Spike Duplicate Sample Data Summary for Discrete Soil Samples for the Open Detonation Unit, Kirtland Air Force Base, December 2015

Method	Sample ID	Matrix	SDG	QA/QC Type	Analyte	Dilution	% Recovery	Lower Control Limit	Upper Control Limit
SW8270C									
	OT29-SO-JO9A1-21-0001MSD	SOIL	320-16390-1	SD	Phenol	1	77	40	100
	OT29-SO-JO9A1-21-0001MSD	SOIL		SD	Phenol-d5 (Surr)	1	88	47	120
	OT29-SO-JO9A1-21-0001MSD	SOIL		SD	Pyrene	1	104	45	125
	OT29-SO-JO9A1-21-0001MSD	SOIL		SD	Terphenyl-d14 (Surr)	1	98	56	120
SW8290									
	OT29-SO-J09A1-11-0001MS	SOIL	320-16371-2	MS	1,2,3,4,6,7,8-HpCDD	1	108	40	125
	OT29-SO-J09A1-11-0001MS	SOIL		MS	1,2,3,4,6,7,8-HpCDF	1	98	40	125
	OT29-SO-J09A1-11-0001MS	SOIL		MS	1,2,3,4,7,8,9-HpCDF	1	110	40	125
	OT29-SO-J09A1-11-0001MS	SOIL		MS	1,2,3,4,7,8-HxCDD	1	102	40	125
	OT29-SO-J09A1-11-0001MS	SOIL		MS	1,2,3,4,7,8-HxCDF	1	107	40	125
	OT29-SO-J09A1-11-0001MS	SOIL		MS	1,2,3,6,7,8-HxCDD	1	99	40	125
	OT29-SO-J09A1-11-0001MS	SOIL		MS	1,2,3,6,7,8-HxCDF	1	104	40	125
	OT29-SO-J09A1-11-0001MS	SOIL		MS	1,2,3,7,8,9-HxCDD	1	100	40	125
	OT29-SO-J09A1-11-0001MS	SOIL		MS	1,2,3,7,8,9-HxCDF	1	107	40	125
	OT29-SO-J09A1-11-0001MS	SOIL		MS	1,2,3,7,8-PeCDD	1	100	40	125
	OT29-SO-J09A1-11-0001MS	SOIL		MS	1,2,3,7,8-PeCDF	1	107	40	125
	OT29-SO-J09A1-11-0001MS	SOIL		MS	13C-1,2,3,4,6,7,8-HpCDD	1	68	40	135
	OT29-SO-J09A1-11-0001MS	SOIL		MS	13C-1,2,3,4,6,7,8-HpCDF	1	63	40	135
	OT29-SO-J09A1-11-0001MS	SOIL		MS	13C-1,2,3,4,7,8-HxCDF	1	57	40	135
	OT29-SO-J09A1-11-0001MS	SOIL		MS	13C-1,2,3,6,7,8-HxCDD	1	60	40	135
	OT29-SO-J09A1-11-0001MS	SOIL		MS	13C-1,2,3,7,8-PeCDD	1	58	40	135
	OT29-SO-J09A1-11-0001MS	SOIL		MS	13C-1,2,3,7,8-PeCDF	1	56	40	135
	OT29-SO-J09A1-11-0001MS	SOIL		MS	13C-2,3,7,8-TCDD	1	58	40	135
	OT29-SO-J09A1-11-0001MS	SOIL		MS	13C-2,3,7,8-TCDF	1	56	40	135
	OT29-SO-J09A1-11-0001MS	SOIL		MS	13C-2,3,7,8-TCDF	1	65	40	135
	OT29-SO-J09A1-11-0001MS	SOIL		MS	13C-OCDD	1	72	40	135
	OT29-SO-J09A1-11-0001MS	SOIL		MS	2,3,4,6,7,8-HxCDF	1	105	40	125
	OT29-SO-J09A1-11-0001MS	SOIL		MS	2,3,4,7,8-PeCDF	1	102	40	125
	OT29-SO-J09A1-11-0001MS	SOIL		MS	2,3,7,8-TCDD	1	97	40	125
	OT29-SO-J09A1-11-0001MS	SOIL		MS	2,3,7,8-TCDF	1	85	40	125
	OT29-SO-J09A1-11-0001MS	SOIL		MS	OCDD	1	113	40	125
	OT29-SO-J09A1-11-0001MS	SOIL		MS	OCDF	1	102	40	125
	OT29-SO-J09A1-11-0001MSD	SOIL		SD	1,2,3,4,6,7,8-HpCDD	1	111	40	125
	OT29-SO-J09A1-11-0001MSD	SOIL		SD	1,2,3,4,6,7,8-HpCDF	1	102	40	125
	OT29-SO-J09A1-11-0001MSD	SOIL		SD	1,2,3,4,7,8,9-HpCDF	1	114	40	125
	OT29-SO-J09A1-11-0001MSD	SOIL		SD	1,2,3,4,7,8-HxCDD	1	100	40	125
	OT29-SO-J09A1-11-0001MSD	SOIL		SD	1,2,3,4,7,8-HxCDF	1	108	40	125
	OT29-SO-J09A1-11-0001MSD	SOIL		SD	1,2,3,6,7,8-HxCDD	1	103	40	125
	OT29-SO-J09A1-11-0001MSD	SOIL		SD	1,2,3,6,7,8-HxCDF	1	106	40	125
	OT29-SO-J09A1-11-0001MSD	SOIL		SD	1,2,3,7,8,9-HxCDD	1	100	40	125
	OT29-SO-J09A1-11-0001MSD	SOIL		SD	1,2,3,7,8,9-HxCDF	1	107	40	125
	OT29-SO-J09A1-11-0001MSD	SOIL		SD	1,2,3,7,8-PeCDD	1	102	40	125

Table 7. Matrix Spike and Matrix Spike Duplicate Sample Data Summary for Discrete Soil Samples for the Open Detonation Unit, Kirtland Air Force Base, December 2015

Method	Sample ID	Matrix	SDG	QA/QC Type	Analyte	Dilution	% Recovery	Lower Control Limit	Upper Control Limit
SW8290									
	OT29-SO-J09A1-11-0001MSD	SOIL	320-16371-2	SD	1,2,3,7,8-PeCDF	1	107	40	125
	OT29-SO-J09A1-11-0001MSD	SOIL		SD	13C-1,2,3,4,6,7,8-HpCDD	1	71	40	135
	OT29-SO-J09A1-11-0001MSD	SOIL		SD	13C-1,2,3,4,6,7,8-HpCDF	1	65	40	135
	OT29-SO-J09A1-11-0001MSD	SOIL		SD	13C-1,2,3,4,7,8-HxCDF	1	60	40	135
	OT29-SO-J09A1-11-0001MSD	SOIL		SD	13C-1,2,3,6,7,8-HxCDD	1	64	40	135
	OT29-SO-J09A1-11-0001MSD	SOIL		SD	13C-1,2,3,7,8-PeCDD	1	63	40	135
	OT29-SO-J09A1-11-0001MSD	SOIL		SD	13C-1,2,3,7,8-PeCDF	1	61	40	135
	OT29-SO-J09A1-11-0001MSD	SOIL		SD	13C-2,3,7,8-TCDD	1	61	40	135
	OT29-SO-J09A1-11-0001MSD	SOIL		SD	13C-2,3,7,8-TCDF	1	68	40	135
	OT29-SO-J09A1-11-0001MSD	SOIL		SD	13C-2,3,7,8-TCDF	1	59	40	135
	OT29-SO-J09A1-11-0001MSD	SOIL		SD	13C-OCDD	1	76	40	135
	OT29-SO-J09A1-11-0001MSD	SOIL		SD	2,3,4,6,7,8-HxCDF	1	107	40	125
	OT29-SO-J09A1-11-0001MSD	SOIL		SD	2,3,4,7,8-PeCDF	1	102	40	125
	OT29-SO-J09A1-11-0001MSD	SOIL		SD	2,3,7,8-TCDD	1	100	40	125
	OT29-SO-J09A1-11-0001MSD	SOIL		SD	2,3,7,8-TCDF	1	85	40	125
	OT29-SO-J09A1-11-0001MSD	SOIL		**SD**	**OCDD**	1	**200**	**40**	**125**
	OT29-SO-J09A1-11-0001MSD	SOIL		SD	OCDF	1	104	40	125
	OT29-SO-J09B2-08-1415MS	SOIL	320-16345-2	MS	1,2,3,4,6,7,8-HpCDD	1	114	40	125
	OT29-SO-J09B2-08-1415MS	SOIL		MS	1,2,3,4,6,7,8-HpCDF	1	110	40	125
	OT29-SO-J09B2-08-1415MS	SOIL		MS	1,2,3,4,7,8,9-HpCDF	1	123	40	125
	OT29-SO-J09B2-08-1415MS	SOIL		MS	1,2,3,4,7,8-HxCDD	1	113	40	125
	OT29-SO-J09B2-08-1415MS	SOIL		MS	1,2,3,4,7,8-HxCDF	1	116	40	125
	OT29-SO-J09B2-08-1415MS	SOIL		MS	1,2,3,6,7,8-HxCDD	1	112	40	125
	OT29-SO-J09B2-08-1415MS	SOIL		MS	1,2,3,6,7,8-HxCDF	1	114	40	125
	OT29-SO-J09B2-08-1415MS	SOIL		MS	1,2,3,7,8,9-HxCDD	1	112	40	125
	OT29-SO-J09B2-08-1415MS	SOIL		MS	1,2,3,7,8,9-HxCDF	1	116	40	125
	OT29-SO-J09B2-08-1415MS	SOIL		MS	1,2,3,7,8-PeCDD	1	113	40	125
	OT29-SO-J09B2-08-1415MS	SOIL		MS	1,2,3,7,8-PeCDF	1	117	40	125
	OT29-SO-J09B2-08-1415MS	SOIL		MS	13C-1,2,3,4,6,7,8-HpCDD	1	101	40	135
	OT29-SO-J09B2-08-1415MS	SOIL		MS	13C-1,2,3,4,6,7,8-HpCDF	1	94	40	135
	OT29-SO-J09B2-08-1415MS	SOIL		MS	13C-1,2,3,4,7,8-HxCDF	1	85	40	135
	OT29-SO-J09B2-08-1415MS	SOIL		MS	13C-1,2,3,6,7,8-HxCDD	1	86	40	135
	OT29-SO-J09B2-08-1415MS	SOIL		MS	13C-1,2,3,7,8-PeCDD	1	79	40	135
	OT29-SO-J09B2-08-1415MS	SOIL		MS	13C-1,2,3,7,8-PeCDF	1	80	40	135
	OT29-SO-J09B2-08-1415MS	SOIL		MS	13C-2,3,7,8-TCDD	1	84	40	135
	OT29-SO-J09B2-08-1415MS	SOIL		MS	13C-2,3,7,8-TCDF	1	83	40	135
	OT29-SO-J09B2-08-1415MS	SOIL		MS	13C-2,3,7,8-TCDF	1	96	40	135
	OT29-SO-J09B2-08-1415MS	SOIL		MS	13C-OCDD	1	105	40	135
	OT29-SO-J09B2-08-1415MS	SOIL		MS	2,3,4,6,7,8-HxCDF	1	116	40	125
	OT29-SO-J09B2-08-1415MS	SOIL		MS	2,3,4,7,8-PeCDF	1	112	40	125
	OT29-SO-J09B2-08-1415MS	SOIL		MS	2,3,7,8-TCDD	1	111	40	125
	OT29-SO-J09B2-08-1415MS	SOIL		MS	2,3,7,8-TCDF	1	104	40	125

Table 7. Matrix Spike and Matrix Spike Duplicate Sample Data Summary for Discrete Soil Samples for the Open Detonation Unit, Kirtland Air Force Base, December 2015

Method	Sample ID	Matrix	SDG	QA/QC Type	Analyte	Dilution	% Recovery	Lower Control Limit	Upper Control Limit
SW8290									
	OT29-SO-J09B2-08-1415MS	SOIL	320-16345-2	MS	OCDD	1	112	40	125
	OT29-SO-J09B2-08-1415MS	SOIL		MS	OCDF	1	111	40	125
	OT29-SO-J09B2-08-1415MSD	SOIL		SD	1,2,3,4,6,7,8-HpCDD	1	115	40	125
	OT29-SO-J09B2-08-1415MSD	SOIL		SD	1,2,3,4,6,7,8-HpCDF	1	111	40	125
	OT29-SO-J09B2-08-1415MSD	SOIL		SD	1,2,3,4,7,8,9-HpCDF	1	125	40	125
	OT29-SO-J09B2-08-1415MSD	SOIL		SD	1,2,3,4,7,8-HxCDD	1	117	40	125
	OT29-SO-J09B2-08-1415MSD	SOIL		SD	1,2,3,4,7,8-HxCDF	1	116	40	125
	OT29-SO-J09B2-08-1415MSD	SOIL		SD	1,2,3,6,7,8-HxCDD	1	112	40	125
	OT29-SO-J09B2-08-1415MSD	SOIL		SD	1,2,3,6,7,8-HxCDF	1	114	40	125
	OT29-SO-J09B2-08-1415MSD	SOIL		SD	1,2,3,7,8,9-HxCDD	1	114	40	125
	OT29-SO-J09B2-08-1415MSD	SOIL		SD	1,2,3,7,8,9-HxCDF	1	118	40	125
	OT29-SO-J09B2-08-1415MSD	SOIL		SD	1,2,3,7,8-PeCDD	1	111	40	125
	OT29-SO-J09B2-08-1415MSD	SOIL		SD	1,2,3,7,8-PeCDF	1	117	40	125
	OT29-SO-J09B2-08-1415MSD	SOIL		SD	13C-1,2,3,4,6,7,8-HpCDD	1	91	40	135
	OT29-SO-J09B2-08-1415MSD	SOIL		SD	13C-1,2,3,4,6,7,8-HpCDF	1	84	40	135
	OT29-SO-J09B2-08-1415MSD	SOIL		SD	13C-1,2,3,4,7,8-HxCDF	1	76	40	135
	OT29-SO-J09B2-08-1415MSD	SOIL		SD	13C-1,2,3,6,7,8-HxCDD	1	76	40	135
	OT29-SO-J09B2-08-1415MSD	SOIL		SD	13C-1,2,3,7,8-PeCDD	1	73	40	135
	OT29-SO-J09B2-08-1415MSD	SOIL		SD	13C-1,2,3,7,8-PeCDF	1	74	40	135
	OT29-SO-J09B2-08-1415MSD	SOIL		SD	13C-2,3,7,8-TCDD	1	77	40	135
	OT29-SO-J09B2-08-1415MSD	SOIL		SD	13C-2,3,7,8-TCDF	1	86	40	135
	OT29-SO-J09B2-08-1415MSD	SOIL		SD	13C-2,3,7,8-TCDF	1	75	40	135
	OT29-SO-J09B2-08-1415MSD	SOIL		SD	13C-OCDD	1	95	40	135
	OT29-SO-J09B2-08-1415MSD	SOIL		SD	2,3,4,6,7,8-HxCDF	1	115	40	125
	OT29-SO-J09B2-08-1415MSD	SOIL		SD	2,3,4,7,8-PeCDF	1	112	40	125
	OT29-SO-J09B2-08-1415MSD	SOIL		SD	2,3,7,8-TCDD	1	111	40	125
	OT29-SO-J09B2-08-1415MSD	SOIL		SD	2,3,7,8-TCDF	1	104	40	125
	OT29-SO-J09B2-08-1415MSD	SOIL		SD	OCDD	1	111	40	125
	OT29-SO-J09B2-08-1415MSD	SOIL		SD	OCDF	1	110	40	125
	OT29-SO-JO9A1-21-0001MS	SOIL	320-16390-2	MS	1,2,3,4,6,7,8-HpCDD	1	98	40	125
	OT29-SO-JO9A1-21-0001MS	SOIL		MS	1,2,3,4,6,7,8-HpCDF	1	88	40	125
	OT29-SO-JO9A1-21-0001MS	SOIL		MS	1,2,3,4,7,8,9-HpCDF	1	98	40	125
	OT29-SO-JO9A1-21-0001MS	SOIL		MS	1,2,3,4,7,8-HxCDD	1	93	40	125
	OT29-SO-JO9A1-21-0001MS	SOIL		MS	1,2,3,4,7,8-HxCDF	1	92	40	125
	OT29-SO-JO9A1-21-0001MS	SOIL		MS	1,2,3,6,7,8-HxCDD	1	91	40	125
	OT29-SO-JO9A1-21-0001MS	SOIL		MS	1,2,3,6,7,8-HxCDF	1	90	40	125
	OT29-SO-JO9A1-21-0001MS	SOIL		MS	1,2,3,7,8,9-HxCDD	1	88	40	125
	OT29-SO-JO9A1-21-0001MS	SOIL		MS	1,2,3,7,8,9-HxCDF	1	93	40	125
	OT29-SO-JO9A1-21-0001MS	SOIL		MS	1,2,3,7,8-PeCDD	1	90	40	125
	OT29-SO-JO9A1-21-0001MS	SOIL		MS	1,2,3,7,8-PeCDF	1	95	40	125
	OT29-SO-JO9A1-21-0001MS	SOIL		MS	13C-1,2,3,4,6,7,8-HpCDD	1	94	40	135
	OT29-SO-JO9A1-21-0001MS	SOIL		MS	13C-1,2,3,4,6,7,8-HpCDF	1	89	40	135

Table 7. Matrix Spike and Matrix Spike Duplicate Sample Data Summary for Discrete Soil Samples for the Open Detonation Unit, Kirtland Air Force Base, December 2015

Method	Sample ID	Matrix	SDG	QA/QC Type	Analyte	Dilution	% Recovery	Lower Control Limit	Upper Control Limit
SW8290									
	OT29-SO-JO9A1-21-0001MS	SOIL	320-16390-2	MS	13C-1,2,3,4,7,8-HxCDF	1	80	40	135
	OT29-SO-JO9A1-21-0001MS	SOIL		MS	13C-1,2,3,6,7,8-HxCDD	1	83	40	135
	OT29-SO-JO9A1-21-0001MS	SOIL		MS	13C-1,2,3,7,8-PeCDD	1	79	40	135
	OT29-SO-JO9A1-21-0001MS	SOIL		MS	13C-1,2,3,7,8-PeCDF	1	77	40	135
	OT29-SO-JO9A1-21-0001MS	SOIL		MS	13C-2,3,7,8-TCDD	1	76	40	135
	OT29-SO-JO9A1-21-0001MS	SOIL		MS	13C-2,3,7,8-TCDF	1	74	40	135
	OT29-SO-JO9A1-21-0001MS	SOIL		MS	13C-OCDD	1	100	40	135
	OT29-SO-JO9A1-21-0001MS	SOIL		MS	2,3,4,6,7,8-HxCDF	1	94	40	125
	OT29-SO-JO9A1-21-0001MS	SOIL		MS	2,3,4,7,8-PeCDF	1	92	40	125
	OT29-SO-JO9A1-21-0001MS	SOIL		MS	2,3,7,8-TCDD	1	89	40	125
	OT29-SO-JO9A1-21-0001MS	SOIL		MS	2,3,7,8-TCDF	1	88	40	125
	OT29-SO-JO9A1-21-0001MS	SOIL		MS	OCDD	1	116	40	125
	OT29-SO-JO9A1-21-0001MS	SOIL		MS	OCDF	1	90	40	125
	OT29-SO-JO9A1-21-0001MSD	SOIL		SD	1,2,3,4,6,7,8-HpCDD	1	92	40	125
	OT29-SO-JO9A1-21-0001MSD	SOIL		SD	1,2,3,4,6,7,8-HpCDF	1	86	40	125
	OT29-SO-JO9A1-21-0001MSD	SOIL		SD	1,2,3,4,7,8,9-HpCDF	1	97	40	125
	OT29-SO-JO9A1-21-0001MSD	SOIL		SD	1,2,3,4,7,8-HxCDD	1	90	40	125
	OT29-SO-JO9A1-21-0001MSD	SOIL		SD	1,2,3,4,7,8-HxCDF	1	88	40	125
	OT29-SO-JO9A1-21-0001MSD	SOIL		SD	1,2,3,6,7,8-HxCDD	1	88	40	125
	OT29-SO-JO9A1-21-0001MSD	SOIL		SD	1,2,3,6,7,8-HxCDF	1	87	40	125
	OT29-SO-JO9A1-21-0001MSD	SOIL		SD	1,2,3,7,8,9-HxCDD	1	89	40	125
	OT29-SO-JO9A1-21-0001MSD	SOIL		SD	1,2,3,7,8,9-HxCDF	1	90	40	125
	OT29-SO-JO9A1-21-0001MSD	SOIL		SD	1,2,3,7,8-PeCDD	1	88	40	125
	OT29-SO-JO9A1-21-0001MSD	SOIL		SD	1,2,3,7,8-PeCDF	1	92	40	125
	OT29-SO-JO9A1-21-0001MSD	SOIL		SD	13C-1,2,3,4,6,7,8-HpCDD	1	94	40	135
	OT29-SO-JO9A1-21-0001MSD	SOIL		SD	13C-1,2,3,4,6,7,8-HpCDF	1	88	40	135
	OT29-SO-JO9A1-21-0001MSD	SOIL		SD	13C-1,2,3,4,7,8-HxCDF	1	81	40	135
	OT29-SO-JO9A1-21-0001MSD	SOIL		SD	13C-1,2,3,6,7,8-HxCDD	1	80	40	135
	OT29-SO-JO9A1-21-0001MSD	SOIL		SD	13C-1,2,3,7,8-PeCDD	1	81	40	135
	OT29-SO-JO9A1-21-0001MSD	SOIL		SD	13C-1,2,3,7,8-PeCDF	1	79	40	135
	OT29-SO-JO9A1-21-0001MSD	SOIL		SD	13C-2,3,7,8-TCDD	1	79	40	135
	OT29-SO-JO9A1-21-0001MSD	SOIL		SD	13C-2,3,7,8-TCDF	1	77	40	135
	OT29-SO-JO9A1-21-0001MSD	SOIL		SD	13C-OCDD	1	102	40	135
	OT29-SO-JO9A1-21-0001MSD	SOIL		SD	2,3,4,6,7,8-HxCDF	1	90	40	125
	OT29-SO-JO9A1-21-0001MSD	SOIL		SD	2,3,4,7,8-PeCDF	1	87	40	125
	OT29-SO-JO9A1-21-0001MSD	SOIL		SD	2,3,7,8-TCDD	1	88	40	125
	OT29-SO-JO9A1-21-0001MSD	SOIL		SD	2,3,7,8-TCDF	1	87	40	125
	OT29-SO-JO9A1-21-0001MSD	SOIL		SD	OCDD	1	93	40	125
	OT29-SO-JO9A1-21-0001MSD	SOIL		SD	OCDF	1	86	40	125
	OT29-SO-K09A2-01-0001MS	SOIL	320-16345-2	MS	1,2,3,4,6,7,8-HpCDD	1	104	40	125
	OT29-SO-K09A2-01-0001MS	SOIL		MS	1,2,3,4,6,7,8-HpCDF	1	101	40	125
	OT29-SO-K09A2-01-0001MS	SOIL		MS	1,2,3,4,7,8,9-HpCDF	1	95	40	125

Table 7. Matrix Spike and Matrix Spike Duplicate Sample Data Summary for Discrete Soil Samples for the Open Detonation Unit, Kirtland Air Force Base, December 2015

Method	Sample ID	Matrix	SDG	QA/QC Type	Analyte	Dilution	% Recovery	Lower Control Limit	Upper Control Limit
SW8290									
	OT29-SO-K09A2-01-0001MS	SOIL	320-16345-2	MS	1,2,3,4,7,8-HxCDD	1	99	40	125
	OT29-SO-K09A2-01-0001MS	SOIL		MS	1,2,3,4,7,8-HxCDF	1	105	40	125
	OT29-SO-K09A2-01-0001MS	SOIL		MS	1,2,3,6,7,8-HxCDD	1	106	40	125
	OT29-SO-K09A2-01-0001MS	SOIL		MS	1,2,3,6,7,8-HxCDF	1	108	40	125
	OT29-SO-K09A2-01-0001MS	SOIL		MS	1,2,3,7,8,9-HxCDD	1	96	40	125
	OT29-SO-K09A2-01-0001MS	SOIL		MS	1,2,3,7,8,9-HxCDF	1	107	40	125
	OT29-SO-K09A2-01-0001MS	SOIL		MS	1,2,3,7,8-PeCDD	1	105	40	125
	OT29-SO-K09A2-01-0001MS	SOIL		MS	1,2,3,7,8-PeCDF	1	110	40	125
	OT29-SO-K09A2-01-0001MS	SOIL		MS	13C-1,2,3,4,6,7,8-HpCDD	1	69	40	135
	OT29-SO-K09A2-01-0001MS	SOIL		MS	13C-1,2,3,4,6,7,8-HpCDF	1	72	40	135
	OT29-SO-K09A2-01-0001MS	SOIL		MS	13C-1,2,3,4,7,8-HxCDF	1	66	40	135
	OT29-SO-K09A2-01-0001MS	SOIL		MS	13C-1,2,3,6,7,8-HxCDD	1	67	40	135
	OT29-SO-K09A2-01-0001MS	SOIL		MS	13C-1,2,3,7,8-PeCDD	1	57	40	135
	OT29-SO-K09A2-01-0001MS	SOIL		MS	13C-1,2,3,7,8-PeCDF	1	59	40	135
	OT29-SO-K09A2-01-0001MS	SOIL		MS	13C-2,3,7,8-TCDD	1	63	40	135
	OT29-SO-K09A2-01-0001MS	SOIL		MS	13C-2,3,7,8-TCDF	1	65	40	135
	OT29-SO-K09A2-01-0001MS	SOIL		MS	13C-2,3,7,8-TCDF	1	66	40	135
	OT29-SO-K09A2-01-0001MS	SOIL		MS	13C-OCDD	1	53	40	135
	OT29-SO-K09A2-01-0001MS	SOIL		MS	2,3,4,6,7,8-HxCDF	1	108	40	125
	OT29-SO-K09A2-01-0001MS	SOIL		MS	2,3,4,7,8-PeCDF	1	110	40	125
	OT29-SO-K09A2-01-0001MS	SOIL		MS	2,3,7,8-TCDD	1	105	40	125
	OT29-SO-K09A2-01-0001MS	SOIL		MS	2,3,7,8-TCDF	1	90	40	125
	OT29-SO-K09A2-01-0001MS	SOIL		MS	OCDD	1	106	40	125
	OT29-SO-K09A2-01-0001MS	SOIL		MS	OCDF	1	118	40	125
	OT29-SO-K09A2-01-0001MSD	SOIL		SD	1,2,3,4,6,7,8-HpCDD	1	107	40	125
	OT29-SO-K09A2-01-0001MSD	SOIL		SD	1,2,3,4,6,7,8-HpCDF	1	103	40	125
	OT29-SO-K09A2-01-0001MSD	SOIL		SD	1,2,3,4,7,8,9-HpCDF	1	100	40	125
	OT29-SO-K09A2-01-0001MSD	SOIL		SD	1,2,3,4,7,8-HxCDD	1	106	40	125
	OT29-SO-K09A2-01-0001MSD	SOIL		SD	1,2,3,4,7,8-HxCDF	1	102	40	125
	OT29-SO-K09A2-01-0001MSD	SOIL		SD	1,2,3,6,7,8-HxCDD	1	109	40	125
	OT29-SO-K09A2-01-0001MSD	SOIL		SD	1,2,3,6,7,8-HxCDF	1	108	40	125
	OT29-SO-K09A2-01-0001MSD	SOIL		SD	1,2,3,7,8,9-HxCDD	1	105	40	125
	OT29-SO-K09A2-01-0001MSD	SOIL		SD	1,2,3,7,8,9-HxCDF	1	108	40	125
	OT29-SO-K09A2-01-0001MSD	SOIL		SD	1,2,3,7,8-PeCDD	1	108	40	125
	OT29-SO-K09A2-01-0001MSD	SOIL		SD	1,2,3,7,8-PeCDF	1	110	40	125
	OT29-SO-K09A2-01-0001MSD	SOIL		SD	13C-1,2,3,4,6,7,8-HpCDD	1	66	40	135
	OT29-SO-K09A2-01-0001MSD	SOIL		SD	13C-1,2,3,4,6,7,8-HpCDF	1	70	40	135
	OT29-SO-K09A2-01-0001MSD	SOIL		SD	13C-1,2,3,4,7,8-HxCDF	1	66	40	135
	OT29-SO-K09A2-01-0001MSD	SOIL		SD	13C-1,2,3,6,7,8-HxCDD	1	61	40	135
	OT29-SO-K09A2-01-0001MSD	SOIL		SD	13C-1,2,3,7,8-PeCDD	1	52	40	135
	OT29-SO-K09A2-01-0001MSD	SOIL		SD	13C-1,2,3,7,8-PeCDF	1	60	40	135
	OT29-SO-K09A2-01-0001MSD	SOIL		SD	13C-2,3,7,8-TCDD	1	60	40	135

Table 7. Matrix Spike and Matrix Spike Duplicate Sample Data Summary for Discrete Soil Samples for the Open Detonation Unit, Kirtland Air Force Base, December 2015

Method	Sample ID	Matrix	SDG	QA/QC Type	Analyte	Dilution	% Recovery	Lower Control Limit	Upper Control Limit
SW8290									
	OT29-SO-K09A2-01-0001MSD	SOIL	320-16345-2	SD	13C-2,3,7,8-TCDF	1	59	40	135
	OT29-SO-K09A2-01-0001MSD	SOIL		SD	13C-2,3,7,8-TCDF	1	62	40	135
	OT29-SO-K09A2-01-0001MSD	SOIL		SD	13C-OCDD	1	54	40	135
	OT29-SO-K09A2-01-0001MSD	SOIL		SD	2,3,4,6,7,8-HxCDF	1	109	40	125
	OT29-SO-K09A2-01-0001MSD	SOIL		SD	2,3,4,7,8-PeCDF	1	100	40	125
	OT29-SO-K09A2-01-0001MSD	SOIL		SD	2,3,7,8-TCDD	1	107	40	125
	OT29-SO-K09A2-01-0001MSD	SOIL		SD	2,3,7,8-TCDF	1	90	40	125
	OT29-SO-K09A2-01-0001MSD	SOIL		SD	OCDD	1	106	40	125
	OT29-SO-K09A2-01-0001MSD	SOIL		SD	OCDF	1	115	40	125
SW8330B									
	OT29-SO-J09A1-05-1415MS	SOIL	320-16371-1	MS	1,3,5-Trinitrobenzene	1	98	81	121
	OT29-SO-J09A1-05-1415MS	SOIL		MS	1,3-Dinitrobenzene	1	102	81	121
	OT29-SO-J09A1-05-1415MS	SOIL		MS	2,4,6-Trinitrotoluene	1	98	65	105
	OT29-SO-J09A1-05-1415MS	SOIL		MS	2,4-Dinitrotoluene	1	99	79	119
	OT29-SO-J09A1-05-1415MS	SOIL		MS	2,6-Dinitrotoluene	1	101	79	119
	OT29-SO-J09A1-05-1415MS	SOIL		MS	2-Amino-4,6-dinitrotoluene	1	99	79	119
	OT29-SO-J09A1-05-1415MS	SOIL		MS	2-Nitrotoluene	1	97	78	118
	OT29-SO-J09A1-05-1415MS	SOIL		MS	3,4-Dinitrotoluene	1	97	75	115
	OT29-SO-J09A1-05-1415MS	SOIL		MS	3-Nitrotoluene	1	101	77	117
	OT29-SO-J09A1-05-1415MS	SOIL		MS	4-Amino-2,6-dinitrotoluene	1	101	81	121
	OT29-SO-J09A1-05-1415MS	SOIL		MS	4-Nitrotoluene	1	99	78	118
	OT29-SO-J09A1-05-1415MS	SOIL		MS	HMX	1	101	80	120
	OT29-SO-J09A1-05-1415MS	SOIL		MS	Nitrobenzene	1	102	80	120
	OT29-SO-J09A1-05-1415MS	SOIL		MS	Nitroglycerin	1	101	76	116
	OT29-SO-J09A1-05-1415MS	SOIL		MS	PETN	1	102	76	116
	OT29-SO-J09A1-05-1415MS	SOIL		MS	RDX	1	101	82	122
	OT29-SO-J09A1-05-1415MS	SOIL		MS	Tetryl	1	95	63	120
	OT29-SO-J09A1-05-1415MSD	SOIL		SD	1,3,5-Trinitrobenzene	1	98	81	121
	OT29-SO-J09A1-05-1415MSD	SOIL		SD	1,3-Dinitrobenzene	1	101	81	121
	OT29-SO-J09A1-05-1415MSD	SOIL		SD	2,4,6-Trinitrotoluene	1	97	65	105
	OT29-SO-J09A1-05-1415MSD	SOIL		SD	2,4-Dinitrotoluene	1	98	79	119
	OT29-SO-J09A1-05-1415MSD	SOIL		SD	2,6-Dinitrotoluene	1	100	79	119
	OT29-SO-J09A1-05-1415MSD	SOIL		SD	2-Amino-4,6-dinitrotoluene	1	97	79	119
	OT29-SO-J09A1-05-1415MSD	SOIL		SD	2-Nitrotoluene	1	95	78	118
	OT29-SO-J09A1-05-1415MSD	SOIL		SD	3,4-Dinitrotoluene	1	97	75	115
	OT29-SO-J09A1-05-1415MSD	SOIL		SD	3-Nitrotoluene	1	100	77	117
	OT29-SO-J09A1-05-1415MSD	SOIL		SD	4-Amino-2,6-dinitrotoluene	1	102	81	121
	OT29-SO-J09A1-05-1415MSD	SOIL		SD	4-Nitrotoluene	1	97	78	118
	OT29-SO-J09A1-05-1415MSD	SOIL		SD	HMX	1	101	80	120
	OT29-SO-J09A1-05-1415MSD	SOIL		SD	Nitrobenzene	1	101	80	120
	OT29-SO-J09A1-05-1415MSD	SOIL		SD	Nitroglycerin	1	100	76	116
	OT29-SO-J09A1-05-1415MSD	SOIL		SD	PETN	1	100	76	116

Table 7. Matrix Spike and Matrix Spike Duplicate Sample Data Summary for Discrete Soil Samples for the Open Detonation Unit, Kirtland Air Force Base, December 2015

Method	Sample ID	Matrix	SDG	QA/QC Type	Analyte	Dilution	% Recovery	Lower Control Limit	Upper Control Limit
SW8330B									
	OT29-SO-J09A1-05-1415MSD	SOIL	320-16371-1	SD	RDX	1	100	82	122
	OT29-SO-J09A1-05-1415MSD	SOIL		SD	Tetryl	1	94	63	120
	OT29-SO-J09A1-11-0001MS	SOIL		MS	1,3,5-Trinitrobenzene	1	100	81	121
	OT29-SO-J09A1-11-0001MS	SOIL		MS	1,3-Dinitrobenzene	1	103	81	121
	OT29-SO-J09A1-11-0001MS	SOIL		MS	2,4,6-Trinitrotoluene	1	99	65	105
	OT29-SO-J09A1-11-0001MS	SOIL		MS	2,4-Dinitrotoluene	1	115	79	119
	OT29-SO-J09A1-11-0001MS	SOIL		MS	2,6-Dinitrotoluene	1	102	79	119
	OT29-SO-J09A1-11-0001MS	SOIL		MS	2-Amino-4,6-dinitrotoluene	1	101	79	119
	OT29-SO-J09A1-11-0001MS	SOIL		MS	2-Nitrotoluene	1	98	78	118
	OT29-SO-J09A1-11-0001MS	SOIL		MS	3,4-Dinitrotoluene	1	100	75	115
	OT29-SO-J09A1-11-0001MS	SOIL		MS	3-Nitrotoluene	1	102	77	117
	OT29-SO-J09A1-11-0001MS	SOIL		MS	4-Amino-2,6-dinitrotoluene	1	104	81	121
	OT29-SO-J09A1-11-0001MS	SOIL		MS	4-Nitrotoluene	1	99	78	118
	OT29-SO-J09A1-11-0001MS	SOIL		MS	HMX	1	101	80	120
	OT29-SO-J09A1-11-0001MS	SOIL		MS	Nitrobenzene	1	106	80	120
	OT29-SO-J09A1-11-0001MS	SOIL		MS	Nitroglycerin	1	103	76	116
	OT29-SO-J09A1-11-0001MS	SOIL		MS	PETN	1	106	76	116
	OT29-SO-J09A1-11-0001MS	SOIL		MS	RDX	1	93	82	122
	OT29-SO-J09A1-11-0001MS	SOIL		MS	Tetryl	1	96	63	120
	OT29-SO-J09A1-11-0001MSD	SOIL		SD	1,3,5-Trinitrobenzene	1	99	81	121
	OT29-SO-J09A1-11-0001MSD	SOIL		SD	1,3-Dinitrobenzene	1	102	81	121
	OT29-SO-J09A1-11-0001MSD	SOIL		SD	2,4,6-Trinitrotoluene	1	98	65	105
	OT29-SO-J09A1-11-0001MSD	SOIL		SD	2,4-Dinitrotoluene	1	112	79	119
	OT29-SO-J09A1-11-0001MSD	SOIL		SD	2,6-Dinitrotoluene	1	101	79	119
	OT29-SO-J09A1-11-0001MSD	SOIL		SD	2-Amino-4,6-dinitrotoluene	1	100	79	119
	OT29-SO-J09A1-11-0001MSD	SOIL		SD	2-Nitrotoluene	1	95	78	118
	OT29-SO-J09A1-11-0001MSD	SOIL		SD	3,4-Dinitrotoluene	1	99	75	115
	OT29-SO-J09A1-11-0001MSD	SOIL		SD	3-Nitrotoluene	1	99	77	117
	OT29-SO-J09A1-11-0001MSD	SOIL		SD	4-Amino-2,6-dinitrotoluene	1	101	81	121
	OT29-SO-J09A1-11-0001MSD	SOIL		SD	4-Nitrotoluene	1	98	78	118
	OT29-SO-J09A1-11-0001MSD	SOIL		**SD**	**HMX**	1	**228**	**80**	**120**
	OT29-SO-J09A1-11-0001MSD	SOIL		SD	Nitrobenzene	1	102	80	120
	OT29-SO-J09A1-11-0001MSD	SOIL		**SD**	**Nitroglycerin**	1	**213**	**76**	**116**
	OT29-SO-J09A1-11-0001MSD	SOIL		SD	PETN	1	105	76	116
	OT29-SO-J09A1-11-0001MSD	SOIL		SD	RDX	1	94	82	122
	OT29-SO-J09A1-11-0001MSD	SOIL		SD	Tetryl	1	95	63	120
	OT29-SO-J09B2-04-0405MS	SOIL	320-16345-1	MS	1,3,5-Trinitrobenzene	1	100	81	121
	OT29-SO-J09B2-04-0405MS	SOIL		MS	1,3-Dinitrobenzene	1	103	81	121
	OT29-SO-J09B2-04-0405MS	SOIL		MS	2,4,6-Trinitrotoluene	1	98	65	105
	OT29-SO-J09B2-04-0405MS	SOIL		MS	2,4-Dinitrotoluene	1	100	79	119
	OT29-SO-J09B2-04-0405MS	SOIL		MS	2,6-Dinitrotoluene	1	102	79	119
	OT29-SO-J09B2-04-0405MS	SOIL		MS	2-Amino-4,6-dinitrotoluene	1	100	79	119

Table 7. Matrix Spike and Matrix Spike Duplicate Sample Data Summary for Discrete Soil Samples for the Open Detonation Unit, Kirtland Air Force Base, December 2015

Method	Sample ID	Matrix	SDG	QA/QC Type	Analyte	Dilution	% Recovery	Lower Control Limit	Upper Control Limit
SW8330B									
	OT29-SO-J09B2-04-0405MS	SOIL	320-16345-1	MS	2-Nitrotoluene	1	96	78	118
	OT29-SO-J09B2-04-0405MS	SOIL		MS	3,4-Dinitrotoluene	1	98	75	115
	OT29-SO-J09B2-04-0405MS	SOIL		MS	3-Nitrotoluene	1	102	77	117
	OT29-SO-J09B2-04-0405MS	SOIL		MS	4-Amino-2,6-dinitrotoluene	1	103	81	121
	OT29-SO-J09B2-04-0405MS	SOIL		MS	4-Nitrotoluene	1	98	78	118
	OT29-SO-J09B2-04-0405MS	SOIL		MS	HMX	1	101	80	120
	OT29-SO-J09B2-04-0405MS	SOIL		MS	Nitrobenzene	1	104	80	120
	OT29-SO-J09B2-04-0405MS	SOIL		MS	Nitroglycerin	1	109	76	116
	OT29-SO-J09B2-04-0405MS	SOIL		MS	PETN	1	105	76	116
	OT29-SO-J09B2-04-0405MS	SOIL		MS	RDX	1	90	82	122
	OT29-SO-J09B2-04-0405MS	SOIL		MS	Tetryl	1	95	63	120
	OT29-SO-J09B2-04-0405MSD	SOIL		SD	1,3,5-Trinitrobenzene	1	99	81	121
	OT29-SO-J09B2-04-0405MSD	SOIL		SD	1,3-Dinitrobenzene	1	103	81	121
	OT29-SO-J09B2-04-0405MSD	SOIL		SD	2,4,6-Trinitrotoluene	1	99	65	105
	OT29-SO-J09B2-04-0405MSD	SOIL		SD	2,4-Dinitrotoluene	1	100	79	119
	OT29-SO-J09B2-04-0405MSD	SOIL		SD	2,6-Dinitrotoluene	1	102	79	119
	OT29-SO-J09B2-04-0405MSD	SOIL		SD	2-Amino-4,6-dinitrotoluene	1	100	79	119
	OT29-SO-J09B2-04-0405MSD	SOIL		SD	2-Nitrotoluene	1	96	78	118
	OT29-SO-J09B2-04-0405MSD	SOIL		SD	3,4-Dinitrotoluene	1	99	75	115
	OT29-SO-J09B2-04-0405MSD	SOIL		SD	3-Nitrotoluene	1	102	77	117
	OT29-SO-J09B2-04-0405MSD	SOIL		SD	4-Amino-2,6-dinitrotoluene	1	102	81	121
	OT29-SO-J09B2-04-0405MSD	SOIL		SD	4-Nitrotoluene	1	97	78	118
	OT29-SO-J09B2-04-0405MSD	SOIL		SD	HMX	1	100	80	120
	OT29-SO-J09B2-04-0405MSD	SOIL		SD	Nitrobenzene	1	105	80	120
	OT29-SO-J09B2-04-0405MSD	SOIL		SD	Nitroglycerin	1	101	76	116
	OT29-SO-J09B2-04-0405MSD	SOIL		SD	PETN	1	103	76	116
	OT29-SO-J09B2-04-0405MSD	SOIL		SD	RDX	1	91	82	122
	OT29-SO-J09B2-04-0405MSD	SOIL		SD	Tetryl	1	95	63	120
	OT29-SO-J09B2-06-0910MS	SOIL		MS	1,3,5-Trinitrobenzene	1	102	81	121
	OT29-SO-J09B2-06-0910MS	SOIL		MS	1,3-Dinitrobenzene	1	102	81	121
	OT29-SO-J09B2-06-0910MS	SOIL		**MS**	**2,4,6-Trinitrotoluene**	1	**107**	**65**	**105**
	OT29-SO-J09B2-06-0910MS	SOIL		MS	2,4-Dinitrotoluene	1	98	79	119
	OT29-SO-J09B2-06-0910MS	SOIL		MS	2,6-Dinitrotoluene	1	99	79	119
	OT29-SO-J09B2-06-0910MS	SOIL		MS	2-Amino-4,6-dinitrotoluene	1	96	79	119
	OT29-SO-J09B2-06-0910MS	SOIL		MS	2-Nitrotoluene	1	97	78	118
	OT29-SO-J09B2-06-0910MS	SOIL		MS	3,4-Dinitrotoluene	1	98	75	115
	OT29-SO-J09B2-06-0910MS	SOIL		MS	3-Nitrotoluene	1	100	77	117
	OT29-SO-J09B2-06-0910MS	SOIL		MS	4-Amino-2,6-dinitrotoluene	1	98	81	121
	OT29-SO-J09B2-06-0910MS	SOIL		MS	4-Nitrotoluene	1	99	78	118
	OT29-SO-J09B2-06-0910MS	SOIL		MS	HMX	1	98	80	120
	OT29-SO-J09B2-06-0910MS	SOIL		MS	Nitrobenzene	1	102	80	120
	OT29-SO-J09B2-06-0910MS	SOIL		MS	Nitroglycerin	1	102	76	116

Table 7. Matrix Spike and Matrix Spike Duplicate Sample Data Summary for Discrete Soil Samples for the Open Detonation Unit, Kirtland Air Force Base, December 2015

Method	Sample ID	Matrix	SDG	QA/QC Type	Analyte	Dilution	% Recovery	Lower Control Limit	Upper Control Limit
SW8330B									
	OT29-SO-J09B2-06-0910MS	SOIL	320-16345-1	MS	PETN	1	105	76	116
	OT29-SO-J09B2-06-0910MS	SOIL		MS	RDX	1	86	82	122
	OT29-SO-J09B2-06-0910MS	SOIL		MS	Tetryl	1	95	63	120
	OT29-SO-J09B2-06-0910MSD	SOIL		SD	1,3,5-Trinitrobenzene	1	103	81	121
	OT29-SO-J09B2-06-0910MSD	SOIL		SD	1,3-Dinitrobenzene	1	102	81	121
	OT29-SO-J09B2-06-0910MSD	SOIL		SD	2,4,6-Trinitrotoluene	1	105	65	105
	OT29-SO-J09B2-06-0910MSD	SOIL		SD	2,4-Dinitrotoluene	1	100	79	119
	OT29-SO-J09B2-06-0910MSD	SOIL		SD	2,6-Dinitrotoluene	1	100	79	119
	OT29-SO-J09B2-06-0910MSD	SOIL		SD	2-Amino-4,6-dinitrotoluene	1	97	79	119
	OT29-SO-J09B2-06-0910MSD	SOIL		SD	2-Nitrotoluene	1	100	78	118
	OT29-SO-J09B2-06-0910MSD	SOIL		SD	3,4-Dinitrotoluene	1	98	75	115
	OT29-SO-J09B2-06-0910MSD	SOIL		SD	3-Nitrotoluene	1	103	77	117
	OT29-SO-J09B2-06-0910MSD	SOIL		SD	4-Amino-2,6-dinitrotoluene	1	100	81	121
	OT29-SO-J09B2-06-0910MSD	SOIL		SD	4-Nitrotoluene	1	100	78	118
	OT29-SO-J09B2-06-0910MSD	SOIL		SD	HMX	1	97	80	120
	OT29-SO-J09B2-06-0910MSD	SOIL		SD	Nitrobenzene	1	102	80	120
	OT29-SO-J09B2-06-0910MSD	SOIL		**SD**	**Nitroglycerin**	1	**128**	**76**	**116**
	OT29-SO-J09B2-06-0910MSD	SOIL		SD	PETN	1	106	76	116
	OT29-SO-J09B2-06-0910MSD	SOIL		SD	RDX	1	103	82	122
	OT29-SO-J09B2-06-0910MSD	SOIL		SD	Tetryl	1	95	63	120
	OT29-SO-JO9A1-21-0001MS	SOIL	320-16390-1	MS	1,3,5-Trinitrobenzene	1	99	81	121
	OT29-SO-JO9A1-21-0001MS	SOIL		MS	1,3-Dinitrobenzene	1	102	81	121
	OT29-SO-JO9A1-21-0001MS	SOIL		MS	2,4,6-Trinitrotoluene	1	100	65	105
	OT29-SO-JO9A1-21-0001MS	SOIL		MS	2,4-Dinitrotoluene	1	99	79	119
	OT29-SO-JO9A1-21-0001MS	SOIL		MS	2,6-Dinitrotoluene	1	100	79	119
	OT29-SO-JO9A1-21-0001MS	SOIL		MS	2-Amino-4,6-dinitrotoluene	1	100	79	119
	OT29-SO-JO9A1-21-0001MS	SOIL		MS	2-Nitrotoluene	1	97	78	118
	OT29-SO-JO9A1-21-0001MS	SOIL		MS	3,4-Dinitrotoluene	1	97	75	115
	OT29-SO-JO9A1-21-0001MS	SOIL		MS	3-Nitrotoluene	1	103	77	117
	OT29-SO-JO9A1-21-0001MS	SOIL		MS	4-Amino-2,6-dinitrotoluene	1	101	81	121
	OT29-SO-JO9A1-21-0001MS	SOIL		MS	4-Nitrotoluene	1	98	78	118
	OT29-SO-JO9A1-21-0001MS	SOIL		MS	HMX	1	98	80	120
	OT29-SO-JO9A1-21-0001MS	SOIL		MS	Nitrobenzene	1	102	80	120
	OT29-SO-JO9A1-21-0001MS	SOIL		**MS**	**Nitroglycerin**	1	**121**	**76**	**116**
	OT29-SO-JO9A1-21-0001MS	SOIL		**MS**	**PETN**	1	**213**	**76**	**116**
	OT29-SO-JO9A1-21-0001MS	SOIL		MS	RDX	1	84	82	122
	OT29-SO-JO9A1-21-0001MS	SOIL		MS	Tetryl	1	95	63	120
	OT29-SO-JO9A1-21-0001MSD	SOIL		SD	1,3,5-Trinitrobenzene	1	99	81	121
	OT29-SO-JO9A1-21-0001MSD	SOIL		SD	1,3-Dinitrobenzene	1	102	81	121
	OT29-SO-JO9A1-21-0001MSD	SOIL		SD	2,4,6-Trinitrotoluene	1	97	65	105
	OT29-SO-JO9A1-21-0001MSD	SOIL		SD	2,4-Dinitrotoluene	1	101	79	119
	OT29-SO-JO9A1-21-0001MSD	SOIL		SD	2,6-Dinitrotoluene	1	100	79	119

Table 7. Matrix Spike and Matrix Spike Duplicate Sample Data Summary for Discrete Soil Samples for the Open Detonation Unit, Kirtland Air Force Base, December 2015

Method	Sample ID	Matrix	SDG	QA/QC Type	Analyte	Dilution	% Recovery	Lower Control Limit	Upper Control Limit
SW8330B									
	OT29-SO-JO9A1-21-0001MSD	SOIL	320-16390-1	SD	2-Amino-4,6-dinitrotoluene	1	99	79	119
	OT29-SO-JO9A1-21-0001MSD	SOIL		SD	2-Nitrotoluene	1	95	78	118
	OT29-SO-JO9A1-21-0001MSD	SOIL		SD	3,4-Dinitrotoluene	1	99	75	115
	OT29-SO-JO9A1-21-0001MSD	SOIL		SD	3-Nitrotoluene	1	99	77	117
	OT29-SO-JO9A1-21-0001MSD	SOIL		SD	4-Amino-2,6-dinitrotoluene	1	101	81	121
	OT29-SO-JO9A1-21-0001MSD	SOIL		SD	4-Nitrotoluene	1	97	78	118
	OT29-SO-JO9A1-21-0001MSD	SOIL		SD	HMX	1	98	80	120
	OT29-SO-JO9A1-21-0001MSD	SOIL		SD	Nitrobenzene	1	103	80	120
	OT29-SO-JO9A1-21-0001MSD	SOIL		**SD**	**Nitroglycerin**	1	**139**	**76**	**116**
	OT29-SO-JO9A1-21-0001MSD	SOIL		SD	PETN	1	104	76	116
	OT29-SO-JO9A1-21-0001MSD	SOIL		SD	RDX	1	83	82	122
	OT29-SO-JO9A1-21-0001MSD	SOIL		SD	Tetryl	1	94	63	120
	OT29-SO-JO9B1-07-0405MS	SOIL		MS	1,3,5-Trinitrobenzene	1	98	81	121
	OT29-SO-JO9B1-07-0405MS	SOIL		MS	1,3-Dinitrobenzene	1	101	81	121
	OT29-SO-JO9B1-07-0405MS	SOIL		MS	2,4,6-Trinitrotoluene	1	97	65	105
	OT29-SO-JO9B1-07-0405MS	SOIL		MS	2,4-Dinitrotoluene	1	96	79	119
	OT29-SO-JO9B1-07-0405MS	SOIL		MS	2,6-Dinitrotoluene	1	98	79	119
	OT29-SO-JO9B1-07-0405MS	SOIL		MS	2-Amino-4,6-dinitrotoluene	1	98	79	119
	OT29-SO-JO9B1-07-0405MS	SOIL		MS	2-Nitrotoluene	1	95	78	118
	OT29-SO-JO9B1-07-0405MS	SOIL		MS	3,4-Dinitrotoluene	1	98	75	115
	OT29-SO-JO9B1-07-0405MS	SOIL		MS	3-Nitrotoluene	1	99	77	117
	OT29-SO-JO9B1-07-0405MS	SOIL		MS	4-Amino-2,6-dinitrotoluene	1	100	81	121
	OT29-SO-JO9B1-07-0405MS	SOIL		MS	4-Nitrotoluene	1	98	78	118
	OT29-SO-JO9B1-07-0405MS	SOIL		MS	HMX	1	100	80	120
	OT29-SO-JO9B1-07-0405MS	SOIL		MS	Nitrobenzene	1	102	80	120
	OT29-SO-JO9B1-07-0405MS	SOIL		MS	Nitroglycerin	1	102	76	116
	OT29-SO-JO9B1-07-0405MS	SOIL		MS	PETN	1	104	76	116
	OT29-SO-JO9B1-07-0405MS	SOIL		MS	RDX	1	94	82	122
	OT29-SO-JO9B1-07-0405MS	SOIL		MS	Tetryl	1	93	63	120
	OT29-SO-JO9B1-07-0405MSD	SOIL		SD	1,3,5-Trinitrobenzene	1	99	81	121
	OT29-SO-JO9B1-07-0405MSD	SOIL		SD	1,3-Dinitrobenzene	1	102	81	121
	OT29-SO-JO9B1-07-0405MSD	SOIL		SD	2,4,6-Trinitrotoluene	1	98	65	105
	OT29-SO-JO9B1-07-0405MSD	SOIL		SD	2,4-Dinitrotoluene	1	98	79	119
	OT29-SO-JO9B1-07-0405MSD	SOIL		SD	2,6-Dinitrotoluene	1	101	79	119
	OT29-SO-JO9B1-07-0405MSD	SOIL		SD	2-Amino-4,6-dinitrotoluene	1	100	79	119
	OT29-SO-JO9B1-07-0405MSD	SOIL		SD	2-Nitrotoluene	1	95	78	118
	OT29-SO-JO9B1-07-0405MSD	SOIL		SD	3,4-Dinitrotoluene	1	98	75	115
	OT29-SO-JO9B1-07-0405MSD	SOIL		SD	3-Nitrotoluene	1	100	77	117
	OT29-SO-JO9B1-07-0405MSD	SOIL		SD	4-Amino-2,6-dinitrotoluene	1	102	81	121
	OT29-SO-JO9B1-07-0405MSD	SOIL		SD	4-Nitrotoluene	1	99	78	118
	OT29-SO-JO9B1-07-0405MSD	SOIL		SD	HMX	1	102	80	120
	OT29-SO-JO9B1-07-0405MSD	SOIL		SD	Nitrobenzene	1	102	80	120

Table 7. Matrix Spike and Matrix Spike Duplicate Sample Data Summary for Discrete Soil Samples for the Open Detonation Unit, Kirtland Air Force Base, December 2015

Method	Sample ID	Matrix	SDG	QA/QC Type	Analyte	Dilution	% Recovery	Lower Control Limit	Upper Control Limit
SW8330B									
	OT29-SO-JO9B1-07-0405MSD	SOIL	320-16390-1	**SD**	**Nitroglycerin**	1	**337**	**76**	**116**
	OT29-SO-JO9B1-07-0405MSD	SOIL		SD	PETN	1	102	76	116
	OT29-SO-JO9B1-07-0405MSD	SOIL		SD	RDX	1	96	82	122
	OT29-SO-JO9B1-07-0405MSD	SOIL		SD	Tetryl	1	93	63	120

Bold formatting indicates recoveries below the lower control limit or above the upper control limit.

QA/QC Type

MS = Matrix Spike
SD = Matrix Spike Duplicate

APPENDIX I

Open Burn Unit Soil Sampling Report, February 2015

Results for Soil Sampling at the Open Burn Unit at Kirtland Air Force Base

PREPARED FOR: John McBee, USACE

COPY TO: Teresa King, USACE
Cole Crosgrove, Kirtland AFB

PREPARED BY: Karen Jarocki, CH2M HILL
Megan Grant, CH2M HILL

DATE: 4 February 2015

PROJECT NUMBER: 427917

CH2M HILL conducted surface soil sampling at the Open Burn (OB) Unit at Kirtland Air Force Base (AFB), New Mexico, during September 2014, as part of contract number W912DR-09-D-0004, task order 04.

Open Burn Unit Surface Soil Sampling

Soil samples were collected to meet the requirements included in the *Open Burn Unit Closure Plan* submitted in July 2014. Surface soil samples were collected from beneath the footprint of the OB Unit, according to CLIN 2012DA and as proposed in the *OB Unit Closure Plan*. The *OB Unit Closure Plan* states that once the OB Unit structure, curbing, and equipment were removed, three samples from beneath the unit would be collected at a depth of zero to six inches. Additional, deeper soil sampling will be conducted during the closure of the Open Detonation (OD) Unit, which will also encompass the area of the OB Unit.

Mobilization activities and sampling were completed on 8 September 2014. Three surface soil samples (zero to six inches in depth) were collected with Teflon™ trowels; disposable sampling tools were used. Only discrete grab samples were collected; no samples were composited. Quality assurance and quality control (QA/QC) samples collected consisted of one field duplicate sample for this sampling event.

The soil samples were analyzed for the parameters listed in Table 2-1 of the *OB Unit Closure Plan*, which included the hazardous constituents of the hazardous wastes that were historically treated at the OB Unit. The soil samples and QA/QC sample were analyzed by the offsite laboratory for explosives (U.S. Environmental Protection Agency [EPA] Method SW8330B), metals (EPA Method SW6020), perchlorate (EPA Method SW6850), mercury (EPA Method SW7471), volatile organic compounds (VOCs, EPA Method SW8260B), semivolatile organic compounds (SVOCs, EPA Method SW8270C), dioxins and furans (EPA Method SW8290), and white phosphorus (EPA Method SW7580), as described in the *Uniform Federal Policy-Quality Assurance Project Plan* (UFP-QAPP) *to Support Closure of the Open Burn and Open Detonation Units* (U.S. Air Force [USAF], 2012). The analytical methods are detailed in *EPA Test Methods for Evaluating Solid Waste, Physical/Chemical Methods* (EPA, 1996).

Results and Data Review

Analytical results for the three soil samples and one field duplicate samples are presented in the attached table. A map showing the selected sampling locations is presented in the attached figure.

The *Open Burn Unit Data Quality Evaluation Report* provides a review of the validated soil sampling results (Attachment).

The samples were screened against the New Mexico Environment Department (NMED) Residential Soil Screening Levels (SSLs; NMED, 2012), the Coyote Test Field Super Group Background Values ("Background") for surface soil (metals only; NMED, 1997), and the EPA Regional Soil Screening Levels, Residential (RSSLs; EPA, 2012), as applicable. Detected compounds are discussed in the subsections below.

Metals Results

All analyzed metals were detected in the soil samples as follows:

- Antimony was detected in all four of the samples at a maximum concentration of 0.56 J milligrams per kilogram (mg/kg). No samples exceeded the Background value of 3.9 mg/kg, nor the NMED Residential SSL of 31.3 mg/kg.
- Arsenic was detected in all four samples, with a maximum concentration of 5.1 mg/kg. The arsenic detections exceeded the NMED Residential SSL of 3.9 mg/kg at all four sample locations, but did not exceed the Background value of 5.6 mg/kg. All arsenic detections are considered to be naturally occurring at these concentrations.
- Barium was detected in all four samples. The maximum detected concentration was 190 mg/kg of barium. All four sample locations exceeded the Background value of 130 mg/kg. None of the samples exceeded the NMED Residential SSL of 15,596 mg/kg for barium.
- Beryllium was detected in all four samples, with a maximum concentration of 0.57 mg/kg. The beryllium detections did not exceed the Background value of 0.65 mg/kg nor the NMED Residential SSL of 156 mg/kg at any sample location.
- Cadmium was detected in all four samples at a maximum concentration of 5.8 J mg/kg. One sample exceeded the Background value of 1 mg/kg; however, this sample did not exceed the NMED Residential SSL of 70.3 mg/kg for cadmium.
- Chromium was detected in all four samples. The maximum reported concentration was 19 J mg/kg. The sample results indicated that the chromium detections exceeded the Background value of 17.3 mg/kg at one location. No samples exceeded the NMED Residential SSL of 117,321 mg/kg for chromium.
- Cobalt was detected in all four samples, with a maximum concentration of 4.8 mg/kg. The Background value of 5.2 mg/kg for cobalt was not exceeded. None of the samples exceeded the EPA Regional SSL, Residential, of 23 mg/kg. There is no established NMED Residential SSL for cobalt.
- Copper was detected in all four samples. The maximum concentration of copper reported was 72 J mg/kg. At three sample locations, copper detections exceeded the Background value of 15.4 mg/kg. None of the sample locations exceeded the NMED Residential SSL for copper of 3,129 mg/kg.
- Lead was detected in all four samples at a maximum concentration of 23 mg/kg. In one sample, the lead concentration exceeded the Background value of 21.4 mg/kg. None of the sample locations exceeded the NMED Residential SSL of 400 mg/kg for lead.
- Mercury was detected in all four samples. The maximum concentration reported was 0.062 mg/kg of mercury. No samples exceeded either the Background value of 0.25 mg/kg or the NMED Residential SSL of 15.6 mg/kg for mercury.
- Nickel was detected in all four samples. The maximum detected concentration was 12 mg/kg. The Background value of 11.5 mg/kg for nickel was exceeded in one sample; the NMED Residential SSL of 1,564 mg/kg was not exceeded at any sample location.
- Selenium was detected in all four samples, with a maximum concentration of 0.31 J mg/kg reported. No samples exceeded either the Background value of 1 mg/kg or the NMED Residential SSL of 391 mg/kg for selenium.
- Silver was detected in all four samples. The maximum reported concentration of silver was 0.31 mg/kg. No samples exceeded the Background value of 1 mg/kg for silver nor the NMED Residential SSL of 391 mg/kg.

- Thallium was detected in all four samples at a maximum reported concentration of 0.14 J mg/kg. No samples exceeded either the NMED Residential SSL of 0.78 mg/kg or the Background value of 1.1 mg/kg for thallium.
- Tin was detected in all four samples. The maximum detected concentration was 3.3 J mg/kg. No samples exceeded the Background value of 10 mg/kg and none of the samples exceeded the EPA Regional SSL, Residential, of 47,000 mg/kg for tin. There is no established NMED Residential SSL for tin.
- Vanadium was detected in all four samples, with a maximum reported concentration of 29 mg/kg. All four sample locations exceeded the Background value of 20.4 mg/kg; however, none of the sample locations exceeded the NMED Residential SSL of 391 mg/kg for vanadium.
- Zinc was detected in all four samples. The maximum detected concentration was 91 mg/kg. There were two sample locations that exceeded the Background value of 62 mg/kg for zinc, and no sample locations exceeded the NMED Residential SSL of 23,464 mg/kg.

Volatile Organic Compounds Results

A total of 9 VOCs out of 68 VOCs that were analyzed for were detected in the soil samples as follows:

- 1,2,4-Trimethylbenzene was detected in three samples with a maximum concentration of 1.5 J micrograms per kilogram (µg/Kg). None of the samples exceeded the EPA Regional SSL, Residential, of 62,000 µg/kg.
- 2-Butanone (MEK) was detected in all four samples with a maximum concentration of 13 J µg/Kg. None of the samples exceeded the NMED Residential SSL of 37,076,608 µg/kg.
- 4-Methyl-2-pentanone (MIBK) was detected in all four samples with a maximum concentration of 2.4 J µg/kg. None of the samples exceeded the NMED Residential SSL of 51,578 µg/kg.
- Acetone was detected in all four of the samples with a maximum concentration of 110 J µg/kg. None of the samples exceeded the NMED Residential SSL of 66,556,733 µg/kg.
- Benzene was detected in all four of the samples with a maximum concentration of 0.99 J µg/kg. None of the samples exceeded the NMED Residential SSL of 15,381 µg/kg.
- Ethylbenzene was detected in one of the samples with a concentration of 0.71 J µg/kg, which does not exceed the NMED Residential SSL of 68,448 µg/kg.
- Naphthalene was detected in two of the samples with a maximum concentration of 2.6 J µg/kg. None of the samples exceeded the NMED Residential SSL of 42,976 µg/kg.
- N-Propylbenzene was detected in one of the samples with a concentration of 0.32 J µg/kg. There is no established NMED Residential SSL or EPA Regional SSL, Residential, value for N-Propylbenzene.
- Toluene was detected in two of the samples with a maximum concentration of 0.86 J µg/kg. None of the samples exceeded the NMED Residential SSL of 5,274,400 µg/kg.

Semivolatile Organic Compounds Results

A total of 3 SVOCs out of 74 SVOCs that were analyzed for were detected in the soil samples as follows:

- Bis(2-ethylhexyl) phthalate was detected in one sample with a concentration of 190 J µg/kg, which does not exceed the NMED Residential SSL of 347,387 µg/kg.
- Di-n-butyl phthalate was detected in all four samples with a maximum concentration of 1,100 µg/kg. None of the samples exceeded the NMED Residential SSL of 6,110,491 µg/kg.
- N-Nitrosodiphenylamine was detected in three samples with a maximum concentration of 180 J µg/kg. None of the samples exceeded the NMED Residential SSL of 992,516 µg/kg.

Dioxins and Furans Results

There are no established NMED Residential SSL values or EPA Regional SSL, Residential, values for the detected dioxins and furans. A total of 22 dioxins and furans out of a total of 25 that were analyzed for were detected in the soil samples as follows:

- 1,2,3,4,6,7,8-HpCDD was detected in all four samples with a maximum concentration of 16 picograms per gram (pg/g).
- 1,2,3,4,6,7,8-HpCDF was detected in all four samples with a maximum concentration of 1.3 J pg/g.
- 1,2,3,4,7,8-HxCDD was detected in all four samples with a maximum concentration of 0.26 J pg/g.
- 1,2,3,4,7,8-HxCDF was detected in all four samples with a maximum concentration of 0.45 J pg/g.
- 1,2,3,6,7,8-HxCDD was detected in all four samples with a maximum concentration of 0.4 J pg/g.
- 1,2,3,6,7,8-HxCDF was detected in all four samples with a maximum concentration of 0.29 J pg/g.
- 1,2,3,7,8,9-HxCDD was detected in all four samples with a maximum concentration of 0.57 J pg/g.
- 1,2,3,7,8,9-HxCDF was detected in one sample with a maximum concentration of 0.097 J pg/g.
- 1,2,3,7,8-PeCDD was detected in one sample with a maximum concentration of 0.13 J pg/g.
- 1,2,3,7,8-PeCDF was detected in two samples with a maximum concentration of 0.22 J pg/g.
- 2,3,4,6,7,8-HxCDF was detected in three samples with a maximum concentration of 0.25 J pg/g.
- 2,3,4,7,8-PeCDF was detected in three samples with a maximum concentration of 0.19 J pg/g.
- OCDD was detected in all four samples with a maximum concentration of 110 pg/g.
- OCDF was detected in all four samples with a maximum concentration of 5.6 J pg/g.
- Total HpCDD was detected in all four samples with a maximum concentration of 57 pg/g.
- Total HpCDF was detected in all four samples with a maximum concentration of 5 J pg/g.
- Total HxCDD was detected in all four samples with a maximum concentration of 5.6 pg/g.
- Total HxCDF was detected in all four samples with a maximum concentration of 2.1 J pg/g.
- Total PeCDD was detected in three samples with a maximum concentration of 0.54 J pg/g.
- Total PeCDF was detected in three samples with a maximum concentration of 1.8 J pg/g.
- Total TCDD was detected in three samples with a maximum concentration of 0.41 J pg/g.
- Total TCDF was detected in all four samples with a maximum concentration of 2.4 J pg/g

Explosives Results

A total of 5 explosives out of 18 explosives that were analyzed for were detected in the soil samples as follows:

- Perchlorate was detected in all four samples at a maximum concentration of 1,100 J mg/kg. No sample locations exceeded the NMED Residential SSL of 54,800 mg/kg for perchlorate.
- 2,4-Dinitrotoluene was detected in three of the four samples. The maximum concentration detected was 0.038 J mg/kg. No sample locations exceeded the NMED Residential SSL of 7.15 mg/kg.
- HMX was detected in all of the four samples. The maximum concentration reported was 0.079 J mg/kg of HMX. No sample locations exceeded the NMED Residential SSL of 3,911 mg/kg.
- Nitroglycerin was detected in all four samples at a maximum concentration of 4.4 J mg/kg. No sample locations exceeded the NMED Residential SSL of 6.11 mg/kg.

- RDX was detected in two of the four samples, with a maximum detected concentration of 0.14 J mg/kg. No sample locations exceeded the NMED Residential SSL of 58.2 mg/kg.

Rejected Data

As shown in the attached table, some of the SVOC data was rejected during validation. The *Open Burn Unit Data Quality Evaluation Report* (Attachment) describes that based on the results of the data verification, there were surrogate and/or matrix spike recovery issues with the following acid compounds associated with Method SW8270C:

- 2,4,5-Trichlorophenol; this compound is used topically by veterinarians as a bactericide and fungicide and is not expected to be a compound of concern at the site and was not detected in the other samples.
- 2,4,6-Trichlorophenol; this compound can be used as a fungicide, herbicide, insecticide, antiseptic, defoliant, and glue preservative. It could be a possible compound of concern at the site; however, it was not detected in any of the other soil samples.
- 2,4-Dichlorophenol; this compound is used primarily as an intermediate in the preparation of the herbicide 2,4-dichlorophenoxyacetic acid. It is not expected to be a compound of concern at the site and was not detected in the other samples.
- 2,4-Dimethylphenol; this compound, together with other xylenols and many other compounds, are traditionally extracted from coal tar, the volatile materials obtained in the production of coke from coal. It could be a possible compound of concern at the site; however, it was not detected in any of the other soil samples.
- 2,4-Dinitrophenol; commercial dinitrophenol is primarily used as an antiseptic. It is a precursor to sulfur dyes. Dinitrophenol is a chemical intermediate in the production of some herbicides including dinoseb and dinoterb. It has also been used to make photographic developer and explosives. It could be a possible compound of concern at the site; however, it was not detected in any of the other soil samples.
- 2,6-Dichlorophenol; dichlorophenols are used as intermediates in the manufacture of more complex chemical compounds, including the common herbicide 2,4-dichlorophenoxyacetic acid. 2,6-Dichlorophenol is not expected to be a compound of concern at the site and was not detected in the other samples.
- 2-Chlorophenol; this compound, also known as ortho-chlorophenol, is a derivative of phenol. Related compounds are used as disinfectant agents and various pesticides. This particular compound has few applications, but is an intermediate in the polychlorination of phenol. It could be a possible compound of concern at the site; however, it was not detected in any of the other soil samples.
- 2-Methylphenol; this compound is also known as o-Creosol. Cresols are used to dissolve other chemicals, as disinfectants and deodorizers, and widely used as intermediates in the production of other chemicals. Cresols may be formed normally in the body from other compounds. Cresols are found in many foods and in wood and tobacco smoke, crude oil, coal tar, and in chemical mixtures used as wood preservatives. Small organisms in soil and water produce cresols when they break down materials in the environment. 2-Methylphenol could be a possible compound of concern at the site; however, it was not detected in any of the other soil samples.
- 2-Nitrophenol; this compound is used as an intermediate in the synthesis of a number of organophosphate pesticides and some medical products. It is not expected to be a compound of concern at the site and was not detected in the other samples.
- 3-Methylphenol and 4-Methylphenol; these compounds are also part of the Cresol family. Methylphenols are a widely occurring natural and manufactured group of aromatic organic compounds. As described for 2-Methylphenol, 3-Methylphenol and 4-Methylphenol could be possible compounds of concern at the site; however, the compounds were not detected in the other samples.

- 4,6-Dinitro-2-methylphenol; this compound is also a Cresol. It is not expected to be a compound of concern at the site and was not detected in the other samples.
- 4-Chloro-3-methylphenol; this compound is also known as p-Chlorocresol, a chlorinated phenol which is used as an antiseptic and preservative. It is not expected to be a compound of concern at the site and was not detected in the other samples.
- 4-Nitrophenol; this compound is used as the precursor for the preparation of phenetidine and acetophenetidine, indicators, and raw materials for fungicides. It is not expected to be a compound of concern at the site and was not detected in the other samples.
- Pentachlorophenol; this compound is an insecticide and herbicide that has also been used as a wood preservative. Pentachlorophenol has also been used as a disinfectant and as an ingredient in antifouling paint. Some applications were in leather, masonry, wood preservation, cooling tower water, rope, and paper mills. Its use has declined due to its high toxicity and slow biodegradation. Pentachlorophenol is a widespread environmental pollutant and as such, could be a possible compound of concern at the site; however, it was not detected in any of the other soil samples.
- Phenol; this compound is an antiseptic and disinfectant aromatic alcohol. Its major uses involve conversion to plastics or plastic-related materials. Phenol is also a versatile precursor to a large collection of drugs, most notably aspirin but also many herbicides and pharmaceutical drugs. Phenol is also used as an oral anesthetic/analgesic. It is not expected to be a compound of concern at the site and was not detected in the other samples.
- Benzoic Acid; this fungistatic compound is widely used as a food preservative. Benzoic acid occurs naturally in many plants and it serves as an intermediate in the biosynthesis of many secondary metabolites. Salts of benzoic acid are used as food preservatives and benzoic acid is an important precursor for the industrial synthesis of many other organic substances. It is not expected to be a compound of concern at the site and was not detected in the other samples.

Tentatively Identified Compounds

The laboratory reported cyclohexane, methyl acetate, and methyl cyclohexane as tentatively identified compounds (TICs) in Method SW8260B and atrazine and caprolactam were reported as TICs in Method SW8270C. These compounds are not included in the calibration at the laboratory. The data were flagged “UN” to indicate they were not detected in the samples.

The laboratory reported several additional analytes in Methods SW8260B and SW8270C that were not requested in the UFP-QAPP. As these analytes are not considered compounds of concern, they did not impact the overall data quality assessment of the site.

Conclusions

The results of the September 2014 OB Unit soil sampling show that some detected metals exceeded the Coyote Test Field Super Group Background values in the soil samples. Arsenic was the only detected metal that exceeded the NMED Residential SSL; it should be noted that the NMED Residential SSL concentration is lower that the approved Background concentration. No metals exceeded their EPA RSSL, Residential, values. Overall, metals concentrations detected across the OB Unit are reflective of naturally-occurring metals concentrations.

None of the detected explosives or perchlorate exceeded their NMED Residential SSL values or EPA RSSL, Residential, values. Though some explosives and perchlorate are present in the surface soils at the OB Unit, the concentrations detected indicate that further investigation is not warranted, as all are below the NMED Residential SSL concentrations.

None of the VOC, SVOC, dioxin or furan compounds were detected at levels that exceeded NMED Residential SSL values or EPA RSSL, Residential, values. Some of these compounds may be present in the surface soil at the OB Unit; however, the concentrations indicate that no further investigation is required, as any detections are below all screening levels.

The SVOC data rejected during validation are not expected to be compounds of concern at the site, and the potential detected amounts are orders of magnitude less than the NMED Residential SSL or EPA Regional SSL, Residential, values, with no exceedances. Additionally, the rejected compounds were not detected in the other samples. Thus, these SVOC compounds with rejected data are not considered to be an issue for the OB Unit soil.

References

EPA, 2012. Regional Screening Level Summary Table. U.S. Environmental Protection Agency. November.

EPA, 1996. *EPA Test Methods for Evaluating Solid Waste Physical/Chemical Methods (SW-846) 3rd ed. with updates.* U.S. Environmental Protection Agency.

NMED, 2012. *New Mexico Environment Department Soil Screening Levels Guidelines.* New Mexico Environment Department, Santa Fe, New Mexico. February.

NMED, 1997. *Approved Background Concentrations, Sandia National Laboratories/Kirtland Air Force Base.* New Mexico Environment Department, Hazardous and Radioactive Materials Bureau, RCRA Permits Management Program, Santa Fe, New Mexico. September.

USAF, 2012. *Uniform Federal Policy-Quality Assurance Project Plan (UFP-QAPP) to Support Closure of the Open Burn and Open Detonation Units at Kirtland AFB.* U. S. Air Force, Kirtland Air Force Base, New Mexico. April.

Attachments

Table and Figure

Open Burn Unit Data Quality Evaluation Report

Table and Figure

Analytical Results for Surface Soil Samples Collected to Support Closure of the Open Burn Unit, Kirtland Air Force Base, New Mexico

Analysis Method[a]	Analyte	Units	New Mexico Residential SSL[b]	Coyote Test Field Super Group Background Values (surface soil)[c]	Location	SUB01	SUB01	SUB02	SUB03
					Sample Identification	OB-SS-SUB01-0914	OB-SS-SUB01D-0914	OB-SS-SUB02-0914	OB-SS-SUB03-0914
					Sample Type	N	FD	N	N
					Sample Date	09/08/14	09/08/14	09/08/14	09/08/14
					Sample Depth	0 - 0.5 (ft)	0 - 0.5 (ft)	0 - 0.5 (ft)	0 - 0.5 (ft)
					EPA Regional Screening Levels, Residential[d]				
SW6020	Antimony	mg/Kg	31.29	3.9	--	0.34 J	0.56 J	0.34 J	0.4 J
SW6020	Arsenic	mg/Kg	3.90	5.6	--	**4.2**	**5.1**	**4.4**	**4.5**
SW6020	Barium	mg/Kg	15,595.67	130	--	*160*	*190*	*140*	*150*
SW6020	Beryllium	mg/Kg	156.31	0.65	--	0.48	0.47	0.57	0.56
SW6020	Cadmium	mg/Kg	70.3	1	--	*5.8 J*	0.2 J	0.24	0.13 J
SW6020	Chromium	mg/Kg	117,321/2.97	17.3	--	14 J	*19 J*	12	13
SW6020	Cobalt	mg/Kg	--	5.2	23	4.2	4.3	4.8	4.7
SW6020	Copper	mg/Kg	3,128.57	15.4	--	14 J	*25 J*	*72 J*	*68*
SW6020	Lead	mg/Kg	400	21.4	--	17	17	17	*23*
SW6020	Nickel	mg/Kg	1,564.29	11.5	--	8.9	*12*	10	9.7
SW6020	Selenium	mg/Kg	391.07	1	--	0.28 J	0.31 J	0.19 J	0.19 J
SW6020	Silver	mg/Kg	391.07	1	--	0.052 J	0.065 J	0.31	0.05 J
SW6020	Thallium	mg/Kg	0.78	1.1	--	0.093 J	0.098 J	0.14 J	0.13 J
SW6020	Tin	mg/Kg	--	10	47,000	3 J	3.3 J	3 J	3.2 J
SW6020	Vanadium	mg/Kg	391.07	20.4	--	*27*	*29*	*26*	*26*
SW6020	Zinc	mg/Kg	23,464.29	62	--	58	*71*	*91*	60
SW7471	Mercury	mg/Kg	15.6/7.82	0.25	--	0.02 J	0.062	0.018 J	0.018 J
SW8260B	1,1,1,2-Tetrachloroethane	µg/Kg	--	--	--	1.1 U	1.1 UJ	1.1 UJ	1.1 UJ
SW8260B	1,1,1-Trichloroethane	µg/Kg	15,609,580	--	--	1.1 U	1.1 UJ	1.1 UJ	1.1 U
SW8260B	1,1,2,2-Tetrachloroethane	µg/Kg	8,021	--	--	1.1 U	1.1 UJ	1.1 UJ	1.1 UJ
SW8260B	1,1,2-Trichloro-1,2,2-trifluoroethane	µg/Kg	--	--	--	1.1 U	1.1 UJ	1.1 UJ	1.1 U
SW8260B	1,1,2-Trichloroethane	µg/Kg	2,811	--	--	1.1 U	1.1 UJ	1.1 UJ	1.1 U
SW8260B	1,1-Dichloroethane	µg/Kg	64,514	--	--	1.1 U	1.1 UJ	1.1 UJ	1.1 U
SW8260B	1,1-Dichloroethene	µg/Kg	448,879	--	--	0.55 U	0.54 UJ	0.54 UJ	0.53 U
SW8260B	1,1-Dichloropropene	µg/Kg	--	--	--	1.1 U	1.1 UJ	1.1 UJ	1.1 UJ
SW8260B	1,2,3-Trichlorobenzene	µg/Kg	--	--	49,000	1.1 U	1.1 UJ	1.1 UJ	1.1 UJ
SW8260B	1,2,3-Trichloropropane	µg/Kg	50	--	--	1.1 U	1.1 UJ	1.1 UJ	1.1 UJ
SW8260B	1,2,4-Trichlorobenzene	µg/Kg	72,980	--	--	1.1 U	1.1 UJ	1.1 UJ	1.1 U
SW8260B	1,2,4-Trimethylbenzene	µg/Kg	--	--	62,000	1.5 J	1 J	0.74 J	1.1 UJ
SW8260B	1,2-Dibromo-3-Chloropropane	µg/Kg	--	--	--	1.1 U	1.1 UJ	1.1 UJ	1.1 UJ
SW8260B	1,2-Dibromoethane (EDB)	µg/Kg	588	--	--	1.1 U	1.1 UJ	1.1 UJ	1.1 U
SW8260B	1,2-Dichlorobenzene	µg/Kg	2,306,711	--	--	1.1 U	1.1 UJ	1.1 UJ	1.1 UJ
SW8260B	1,2-Dichloroethane	µg/Kg	7,885	--	--	1.1 U	1.1 UJ	1.1 UJ	1.1 U
SW8260B	1,2-Dichloropropane	µg/Kg	15,238	--	--	1.1 U	1.1 UJ	1.1 UJ	1.1 U
SW8260B	1,3,5-Trimethylbenzene	µg/Kg	--	--	780,000	1.1 U	1.1 UJ	1.1 UJ	1.1 UJ
SW8260B	1,3-Dichlorobenzene	µg/Kg	--	--	--	1.1 U	1.1 UJ	1.1 UJ	1.1 UJ
SW8260B	1,3-Dichloropropane	µg/Kg	--	--	--	1.1 U	1.1 UJ	1.1 UJ	1.1 UJ
SW8260B	1,4-Dichlorobenzene	µg/Kg	31,731	--	--	1.1 U	1.1 UJ	1.1 UJ	1.1 UJ
SW8260B	1,4-Dioxane	µg/Kg	48,634	--	--	83 U	81 UJ	81 UJ	80 U

Analytical Results for Surface Soil Samples Collected to Support Closure of the Open Burn Unit, Kirtland Air Force Base, New Mexico

Analysis Method[a]	Analyte	Units	New Mexico Residential SSL[b]	Coyote Test Field Super Group Background Values (surface soil)[c]	Location	SUB01	SUB01	SUB02	SUB03
					Sample Identification	OB-SS-SUB01-0914	OB-SS-SUB01D-0914	OB-SS-SUB02-0914	OB-SS-SUB03-0914
					Sample Type	N	FD	N	N
					Sample Date	09/08/14	09/08/14	09/08/14	09/08/14
					Sample Depth	0 - 0.5 (ft)	0 - 0.5 (ft)	0 - 0.5 (ft)	0 - 0.5 (ft)
					EPA Regional Screening Levels, Residential[d]				
SW8260B	2,2-Dichloropropane	µg/Kg	--	--	--	1.1 U	1.1 UJ	1.1 UJ	1.1 UJ
SW8260B	2-Butanone (MEK)	µg/Kg	37,076,608	--	--	7.9 J	7 J	13 J	8.9 J
SW8260B	2-Chlorotoluene	µg/Kg	--	--	--	1.1 U	1.1 UJ	1.1 UJ	1.1 UJ
SW8260B	2-Hexanone	µg/Kg	--	--	210,000	1.1 U	1.1 UJ	1.1 UJ	1.1 U
SW8260B	4-Chlorotoluene	µg/Kg	--	--	--	1.1 U	1.1 UJ	1.1 UJ	1.1 UJ
SW8260B	4-Methyl-2-pentanone (MIBK)	µg/Kg	51,578	--	--	1.9 J	2.4 J	1.7 J	1.2 J
SW8260B	Acetone	µg/Kg	66,556,733	--	--	68	69 J	110 J	69
SW8260B	Benzene	µg/Kg	15,381	--	--	0.99 J	0.8 J	0.48 J	0.51 J
SW8260B	Bromobenzene	µg/Kg	--	--	--	1.1 U	1.1 UJ	1.1 UJ	1.1 UJ
SW8260B	Bromochloromethane	µg/Kg	--	--	160,000	1.1 U	1.1 UJ	1.1 UJ	1.1 U
SW8260B	Bromodichloromethane	µg/Kg	5,411	--	--	1.1 U	1.1 UJ	1.1 UJ	1.1 U
SW8260B	Bromoform	µg/Kg	--	--	--	1.1 U	1.1 UJ	1.1 UJ	1.1 U
SW8260B	Bromomethane	µg/Kg	16,485	--	--	3.3 U	3.2 UJ	3.2 UJ	3.2 U
SW8260B	Carbon disulfide	µg/Kg	1,532,527	--	--	1.1 U	1.1 UJ	1.1 UJ	1.1 U
SW8260B	Carbon tetrachloride	µg/Kg	10,833	--	--	1.1 U	1.1 UJ	1.1 UJ	1.1 U
SW8260B	Chlorobenzene	µg/Kg	376,370	--	--	1.1 U	1.1 UJ	1.1 UJ	1.1 U
SW8260B	Chloroethane	µg/Kg	29,806,983	--	--	1.1 U	1.1 UJ	1.1 UJ	1.1 U
SW8260B	Chloroform	µg/Kg	5,864	--	--	1.1 U	1.1 UJ	1.1 UJ	1.1 U
SW8260B	Chloromethane	µg/Kg	274,707	--	--	1.1 U	1.1 UJ	1.1 UJ	1.1 U
SW8260B	cis-1,2-Dichloroethene	µg/Kg	156,428	--	--	1.1 U	1.1 UJ	1.1 UJ	1.1 U
SW8260B	cis-1,3-Dichloropropene	µg/Kg	--	--	--	1.1 U	1.1 UJ	1.1 UJ	1.1 U
SW8260B	Dibromochloromethane	µg/Kg	12,127	--	--	0.55 U	0.54 UJ	0.54 UJ	0.53 U
SW8260B	Dibromomethane	µg/Kg	--	--	--	1.1 U	1.1 UJ	1.1 UJ	1.1 UJ
SW8260B	Dichlorodifluoromethane	µg/Kg	--	--	--	3.3 U	3.2 UJ	3.2 UJ	3.2 U
SW8260B	Ethylbenzene	µg/Kg	68,448	--	--	1.1 U	1.1 UJ	0.71 J	1.1 U
SW8260B	Hexachlorobutadiene	µg/Kg	--	--	--	1.1 U	1.1 UJ	1.1 UJ	1.1 UJ
SW8260B	Isopropylbenzene	µg/Kg	2,430,743	--	--	1.1 U	1.1 UJ	1.1 UJ	1.1 U
SW8260B	Methyl tert-butyl ether	µg/Kg	--	--	--	1.1 U	1.1 UJ	1.1 UJ	1.1 U
SW8260B	Methylene Chloride	µg/Kg	409,376	--	--	1.1 U	1.1 UJ	1.1 UJ	1.1 U
SW8260B	m-Xylene & p-Xylene	µg/Kg	774,289	--	--	1.1 U	1.1 UJ	1.1 UJ	1.1 U
SW8260B	Naphthalene	µg/Kg	42,976	--	--	2.6 J	1.7 J	1.1 UJ	1.1 UJ
SW8260B	n-Butylbenzene	µg/Kg	--	--	--	1.1 U	1.1 UJ	1.1 UJ	1.1 UJ
SW8260B	N-Propylbenzene	µg/Kg	--	--	--	1.1 U	1.1 UJ	0.32 J	1.1 UJ
SW8260B	o-Xylene	µg/Kg	898,344	--	--	0.55 U	0.54 UJ	0.54 UJ	0.53 U
SW8260B	p-Isopropyltoluene	µg/Kg	--	--	--	1.1 U	1.1 UJ	1.1 UJ	1.1 UJ
SW8260B	sec-Butylbenzene	µg/Kg	--	--	--	1.1 U	1.1 UJ	1.1 UJ	1.1 UJ
SW8260B	Styrene	µg/Kg	7,277,612	--	--	1.1 U	1.1 UJ	1.1 UJ	1.1 U
SW8260B	tert-Butylbenzene	µg/Kg	--	--	--	1.1 U	1.1 UJ	1.1 UJ	1.1 UJ

Analytical Results for Surface Soil Samples Collected to Support Closure of the Open Burn Unit, Kirtland Air Force Base, New Mexico

Analysis Method[a]	Analyte	Units	New Mexico Residential SSL[b]	Coyote Test Field Super Group Background Values (surface soil)[c]	Location	SUB01	SUB01	SUB02	SUB03
					Sample Identification	OB-SS-SUB01-0914	OB-SS-SUB01D-0914	OB-SS-SUB02-0914	OB-SS-SUB03-0914
					Sample Type	N	FD	N	N
					Sample Date	09/08/14	09/08/14	09/08/14	09/08/14
					Sample Depth	0 - 0.5 (ft)	0 - 0.5 (ft)	0 - 0.5 (ft)	0 - 0.5 (ft)
					EPA Regional Screening Levels, Residential[d]				
SW8260B	Tetrachloroethene	µg/Kg	7,021	--	--	1.1 U	1.1 UJ	1.1 UJ	1.1 U
SW8260B	TIC01	µg/Kg	--	--	--	1.1 UN	1.1 UJ	1.1 UJ	1.1 UN
SW8260B	Toluene	µg/Kg	5,274,400	--	--	0.86 J	0.7 J	1.1 UJ	1.1 U
SW8260B	trans-1,2-Dichloroethene	µg/Kg	269,586	--	--	1.1 U	1.1 UJ	1.1 UJ	1.1 U
SW8260B	trans-1,3-Dichloropropene	µg/Kg	--	--	--	1.1 U	1.1 UJ	1.1 UJ	1.1 U
SW8260B	Trichloroethene	µg/Kg	8,767	--	--	1.1 U	1.1 UJ	1.1 UJ	1.1 U
SW8260B	Trichlorofluoromethane	µg/Kg	--	--	--	1.1 U	1.1 UJ	1.1 UJ	1.1 U
SW8260B	Vinyl chloride	µg/Kg	728	--	--	1.1 U	1.1 UJ	1.1 UJ	1.1 U
SW8270	1,2,4,5-Tetrachlorobenzene	µg/Kg	--	--	--	180 U	180 U	180 U	180 U
SW8270	1,2,4-Trichlorobenzene	µg/Kg	72,980	--	--	180 U	180 U	180 U	180 U
SW8270	1,2-Dichlorobenzene	µg/Kg	2,306,711	--	--	180 U	180 U	180 U	180 U
SW8270	1,3-Dichlorobenzene	µg/Kg	--	--	--	180 U	180 U	180 U	180 U
SW8270	1,4-Dichlorobenzene	µg/Kg	31,731	--	--	180 U	180 U	180 U	180 U
SW8270	2,4,5-Trichlorophenol	µg/Kg	6,110,491.1	--	--	180 R	180 R	180 U	180 U
SW8270	2,4,6-Trichlorophenol	µg/Kg	61,104.9	--	--	180 R	180 R	180 U	180 U
SW8270	2,4-Dichlorophenol	µg/Kg	183,314.7	--	--	180 R	180 R	180 U	180 U
SW8270	2,4-Dimethylphenol	µg/Kg	1,222,098	--	--	180 R	180 R	180 U	180 U
SW8270	2,4-Dinitrophenol	µg/Kg	--	--	--	360 R	370 R	350 U	360 U
SW8270	2,4-Dinitrotoluene	µg/Kg	7.15	--	--	180 U	180 U	180 U	180 U
SW8270	2,6-Dichlorophenol	µg/Kg	--	--	--	180 R	180 R	180 U	180 U
SW8270	2,6-Dinitrotoluene	µg/Kg	61.11	--	--	180 U	180 U	180 U	180 U
SW8270	2-Chloronaphthalene	µg/Kg	6,257,142.9	--	--	180 U	180 U	180 U	180 U
SW8270	2-Chlorophenol	µg/Kg	391,071	--	--	180 R	180 R	180 U	180 U
SW8270	2-Methylnaphthalene	µg/Kg	--	--	230,000	180 U	180 U	180 U	180 U
SW8270	2-Methylphenol	µg/Kg	--	--	3,100,000	180 R	180 R	180 U	180 U
SW8270	2-Nitroaniline	µg/Kg	--	--	610,000	360 U	370 U	350 U	360 U
SW8270	2-Nitrophenol	µg/Kg	--	--	--	180 R	180 R	180 U	180 U
SW8270	3,3'-Dichlorobenzidine	µg/Kg	10,807.6	--	--	180 U	180 U	180 U	180 U
SW8270	3-Methylphenol & 4-Methylphenol	µg/Kg	--	--	3,100,000	710 R	730 R	700 U	720 U
SW8270	3-Nitroaniline	µg/Kg	--	--	--	180 U	180 U	180 U	180 U
SW8270	4,6-Dinitro-2-methylphenol	µg/Kg	4,888	--	--	360 R	370 R	350 U	360 U
SW8270	4-Bromophenyl phenyl ether	µg/Kg	--	--	--	180 U	180 U	180 U	180 U
SW8270	4-Chloro-3-methylphenol	µg/Kg	--	--	6,100,000	180 R	180 R	180 U	180 U
SW8270	4-Chloroaniline	µg/Kg	--	--	2,400	180 U	180 U	180 U	180 U
SW8270	4-Chlorophenyl phenyl ether	µg/Kg	--	--	--	180 U	180 U	180 U	180 U
SW8270	4-Nitroaniline	µg/Kg	--	--	24,000	180 U	180 U	180 U	180 U
SW8270	4-Nitrophenol	µg/Kg	--	--	--	360 R	370 R	350 U	360 U
SW8270	Acenaphthene	µg/Kg	3,440,510	--	--	180 U	180 U	180 U	180 U

Analytical Results for Surface Soil Samples Collected to Support Closure of the Open Burn Unit, Kirtland Air Force Base, New Mexico

Analysis Method[a]	Analyte	Units	New Mexico Residential SSL[b]	Coyote Test Field Super Group Background Values (surface soil)[c]	Location	SUB01	SUB01	SUB02	SUB03
					Sample Identification	OB-SS-SUB01-0914	OB-SS-SUB01D-0914	OB-SS-SUB02-0914	OB-SS-SUB03-0914
					Sample Type	N	FD	N	N
					Sample Date	09/08/14	09/08/14	09/08/14	09/08/14
					Sample Depth	0 - 0.5 (ft)	0 - 0.5 (ft)	0 - 0.5 (ft)	0 - 0.5 (ft)
					EPA Regional Screening Levels, Residential[d]				
SW8270	Acenaphthylene	µg/Kg	--	--	--	180 U	180 U	180 U	180 U
SW8270	Acetophenone	µg/Kg	7,821,428	--	--	180 U	180 U	180 U	180 U
SW8270	Anthracene	µg/Kg	17,202,560	--	--	180 U	180 U	180 U	180 U
SW8270	Azobenzene	µg/Kg	--	--	--	180 U	180 U	180 U	180 U
SW8270	Benzaldehyde	µg/Kg	--	--	7,800,000	350 U	360 U	350 U	360 U
SW8270	Benzo[a]anthracene	µg/Kg	--	--	--	180 U	180 U	180 U	180 U
SW8270	Benzo[a]pyrene	µg/Kg	--	--	--	180 U	180 U	180 U	180 U
SW8270	Benzo[b]fluoranthene	µg/Kg	--	--	--	180 U	180 U	180 U	180 U
SW8270	Benzo[g,h,i]perylene	µg/Kg	--	--	--	180 U	180 U	180 U	180 U
SW8270	Benzo[k]fluoranthene	µg/Kg	--	--	--	180 U	180 U	180 U	180 U
SW8270	Benzoic acid	µg/Kg	--	--	--	710 R	730 R	700 R	720 U
SW8270	Benzyl alcohol	µg/Kg	--	--	--	180 U	180 U	180 U	180 U
SW8270	bis (2-chloroisopropyl) ether	µg/Kg	--	--	--	180 U	180 U	180 U	180 U
SW8270	Bis(2-chloroethoxy)methane	µg/Kg	--	--	180,000	180 U	180 U	180 U	180 U
SW8270	Bis(2-chloroethyl)ether	µg/Kg	--	--	--	180 U	180 U	180 U	180 U
SW8270	Bis(2-ethylhexyl) phthalate	µg/Kg	347,387	--	--	180 U	180 U	180 U	190 J
SW8270	Butyl benzyl phthalate	µg/Kg	--	--	260,000	180 U	180 U	180 U	180 U
SW8270	Carbazole	µg/Kg	--	--	--	180 U	180 U	180 U	180 U
SW8270	Chrysene	µg/Kg	148,629	--	--	180 U	180 U	180 U	180 U
SW8270	Dibenz(a,h)anthracene	µg/Kg	147	--	--	180 U	180 U	180 U	180 U
SW8270	Dibenzofuran	µg/Kg	--	--	78,000	180 U	180 U	180 U	180 U
SW8270	Diethyl phthalate	µg/Kg	48,883,929	--	--	180 U	180 U	180 U	180 U
SW8270	Dimethyl phthalate	µg/Kg	611,049,107	--	--	180 U	180 U	180 U	180 U
SW8270	Di-n-butyl phthalate	µg/Kg	6,110,491	--	--	230 J	400	1100	1000
SW8270	Di-n-octyl phthalate	µg/Kg	--	--	--	180 U	180 U	180 U	180 U
SW8270	Fluoranthene	µg/Kg	2,293,674	--	--	180 U	180 U	180 U	180 U
SW8270	Fluorene	µg/Kg	2,293,674	--	--	180 U	180 U	180 U	180 U
SW8270	Hexachlorobenzene	µg/Kg	3,039.6	--	--	180 U	180 U	180 U	180 U
SW8270	Hexachlorobutadiene	µg/Kg	--	--	--	180 U	180 U	180 U	180 U
SW8270	Hexachlorocyclopentadiene	µg/Kg	366,000	--	--	350 U	360 U	350 U	360 U
SW8270	Hexachloroethane	µg/Kg	42,773	--	--	180 U	180 U	180 U	180 U
SW8270	Indeno[1,2,3-cd]pyrene	µg/Kg	--	--	--	180 U	180 U	180 U	180 U
SW8270	Isophorone	µg/Kg	5,119,394	--	--	180 U	180 U	180 U	180 U
SW8270	Naphthalene	µg/Kg	42,976	--	--	180 U	180 U	180 U	180 U
SW8270	Nitrobenzene	µg/Kg	53.50	--	--	180 U	180 U	180 U	180 U
SW8270	N-Nitrosodimethylamine	µg/Kg	22.50	--	--	180 U	180 U	180 U	180 U
SW8270	N-Nitrosodi-n-propylamine	µg/Kg	--	--	69	180 U	180 U	180 U	180 U
SW8270	N-Nitrosodiphenylamine	µg/Kg	992,516	--	--	180 U	150 J	170 J	180 J

Analytical Results for Surface Soil Samples Collected to Support Closure of the Open Burn Unit, Kirtland Air Force Base, New Mexico

Analysis Method[a]	Analyte	Units	New Mexico Residential SSL[b]	Coyote Test Field Super Group Background Values (surface soil)[c]	Location	SUB01	SUB01	SUB02	SUB03
					Sample Identification	OB-SS-SUB01-0914	OB-SS-SUB01D-0914	OB-SS-SUB02-0914	OB-SS-SUB03-0914
					Sample Type	N	FD	N	N
					Sample Date	09/08/14	09/08/14	09/08/14	09/08/14
					Sample Depth	0 - 0.5 (ft)	0 - 0.5 (ft)	0 - 0.5 (ft)	0 - 0.5 (ft)
					EPA Regional Screening Levels, Residential[d]				
SW8270	N-Nitrosopyrrolidine	µg/Kg	--	--	--	540 U	550 U	530 U	540 U
SW8270	Pentachlorophenol	µg/Kg	8,935	--	--	180 R	180 R	180 U	180 U
SW8270	Phenanthrene	µg/Kg	1,833,147	--	--	180 U	180 U	180 U	180 U
SW8270	Phenol	µg/Kg	18,331,180	--	--	180 R	180 R	180 U	180 U
SW8270	Pyrene	µg/Kg	1,720,256	--	--	180 U	180 U	180 U	180 U
SW8270	TIC01	µg/Kg	--	--	--	35 U	36 U	35 U	36 U
SW8290	1,2,3,4,6,7,8-HpCDD	pg/g	--	--	--	8.4	11	12	16
SW8290	1,2,3,4,6,7,8-HpCDF	pg/g	--	--	--	1.1 J	1.2 J	1.7 J	1.3 J
SW8290	1,2,3,4,7,8,9-HpCDF	pg/g	--	--	--	0.79 U	0.8 U	0.77 U	0.78 U
SW8290	1,2,3,4,7,8-HxCDD	pg/g	--	--	--	0.18 J	0.15 J	0.26 J	0.16 J
SW8290	1,2,3,4,7,8-HxCDF	pg/g	--	--	--	0.45 J	0.39 J	0.3 J	0.32 J
SW8290	1,2,3,6,7,8-HxCDD	pg/g	--	--	--	0.32 J	0.4 J	0.32 J	0.34 J
SW8290	1,2,3,6,7,8-HxCDF	pg/g	--	--	--	0.22 J	0.14 J	0.29 J	0.16 J
SW8290	1,2,3,7,8,9-HxCDD	pg/g	--	--	--	0.55 J	0.57 J	0.5 J	0.46 J
SW8290	1,2,3,7,8,9-HxCDF	pg/g	--	--	--	0.097 J	0.8 U	0.77 U	0.78 U
SW8290	1,2,3,7,8-PeCDD	pg/g	--	--	--	0.13 J	0.8 U	0.77 U	0.78 U
SW8290	1,2,3,7,8-PeCDF	pg/g	--	--	--	0.22 J	0.17 J	0.77 U	0.78 U
SW8290	2,3,4,6,7,8-HxCDF	pg/g	--	--	--	0.25 J	0.22 J	0.77 U	0.12 J
SW8290	2,3,4,7,8-PeCDF	pg/g	--	--	--	0.19 J	0.15 J	0.77 U	0.12 J
SW8290	2,3,7,8-TCDD	pg/g	44.9	--	--	0.16 U	0.16 U	0.15 U	0.16 U
SW8290	2,3,7,8-TCDF	pg/g	--	--	--	0.16 U	0.16 U	0.15 U	0.16 U
SW8290	OCDD	pg/g	--	--	--	58	78	100	110
SW8290	OCDF	pg/g	--	--	--	2.1 J	2.6 J	5.6 J	4.2 J
SW8290	Total HpCDD	pg/g	--	--	--	20	25	30	57
SW8290	Total HpCDF	pg/g	--	--	--	2.4 J	2.7 J	5 J	4.1 J
SW8290	Total HxCDD	pg/g	--	--	--	3.6 J	4.5 J	4 J	5.6
SW8290	Total HxCDF	pg/g	--	--	--	1.8 J	1.7 J	2.1 J	1.7 J
SW8290	Total PeCDD	pg/g	--	--	--	0.35 J	0.54 J	0.77 U	0.32 J
SW8290	Total PeCDF	pg/g	--	--	--	1.8 J	1.5 J	0.77 U	0.83 J
SW8290	Total TCDD	pg/g	--	--	--	0.39 J	0.33 J	0.15 U	0.41 J
SW8290	Total TCDF	pg/g	--	--	--	2.4 J	2.1 J	0.3 J	1.3 J
EPA 7580	White Phosphorus	µg/Kg	--	--	1,600	0.5 U	0.5 U	0.5 U	0.5 U
SW6850	Perchlorate	µg/Kg	54,800	--	--	900 J	1100 J	1100 J	760 J

Analytical Results for Surface Soil Samples Collected to Support Closure of the Open Burn Unit, Kirtland Air Force Base, New Mexico

Analysis Method[a]	Analyte	Units	New Mexico Residential SSL[b]	Coyote Test Field Super Group Background Values (surface soil)[c]	Location	SUB01	SUB01	SUB02	SUB03
					Sample Identification	OB-SS-SUB01-0914	OB-SS-SUB01D-0914	OB-SS-SUB02-0914	OB-SS-SUB03-0914
					Sample Type	N	FD	N	N
					Sample Date	09/08/14	09/08/14	09/08/14	09/08/14
					Sample Depth	0 - 0.5 (ft)	0 - 0.5 (ft)	0 - 0.5 (ft)	0 - 0.5 (ft)
					EPA Regional Screening Levels, Residential[d]				
SW8330B	1,3,5-Trinitrobenzene	mg/Kg	--	--	2,200,000	0.05 U	0.05 U	0.05 U	0.05 U
SW8330B	1,3-Dinitrobenzene	mg/Kg	--	--	6,100	0.05 U	0.05 U	0.05 U	0.05 U
SW8330B	2,4,6-Trinitrotoluene	mg/Kg	39.11	--	--	0.05 U	0.05 U	0.05 U	0.05 U
SW8330B	2,4-Dinitrotoluene	mg/Kg	7.15	--	--	0.0081 J	0.05 U	0.038 J	0.012 J
SW8330B	2,6-Dinitrotoluene	mg/Kg	61.11	--	--	0.05 U	0.05 U	0.05 U	0.05 U
SW8330B	2-Amino-4,6-dinitrotoluene	mg/Kg	--	--	150,000	0.05 U	0.05 U	0.05 U	0.05 U
SW8330B	2-Nitrotoluene	mg/Kg	29.11	--	--	0.05 U	0.05 U	0.05 U	0.05 U
SW8330B	3-Nitrotoluene	mg/Kg	7.82	--	--	0.05 U	0.05 U	0.05 U	0.05 U
SW8330B	4-Amino-2,6-dinitrotoluene	mg/Kg	--	--	150,000	0.05 U	0.05 U	0.05 U	0.05 U
SW8330B	4-Nitrotoluene	mg/Kg	244.42	--	--	0.05 U	0.05 U	0.05 U	0.05 U
SW8330B	HMX	mg/Kg	3,911	--	--	0.031 J	0.039 J	0.079 J	0.035 J
SW8330B	Nitrobenzene	mg/Kg	53.50	--	--	0.05 U	0.05 U	0.05 U	0.05 U
SW8330B	Nitroglycerin	mg/Kg	6.11	--	--	1.4	2.1	4.4	2
SW8330B	PETN	mg/Kg	--	--	120,000	0.25 U	0.25 U	0.25 U	0.25 U
SW8330B	RDX	mg/Kg	58.21	--	--	0.05 U	0.05 U	0.024 J	0.14 J
SW8330B	Tetryl	mg/Kg	244.42	--	--	0.05 U	0.05 U	0.05 U	0.05 U

Notes:

[a]EPA, 1996. *Test Methods for Evaluating Solid Waste, Physical/Chemical Methods.*

[b]NMED, 2012. *Residential Soil Screening Levels.* February.

[c]NMED, 1997. *Approved Background Concentrations, Sandia National Laboratories/ Kirtland Air Force Base* . September.

[d]EPA, 2012. *Regional Screening Levels, Residential.* November.

Shading indicates analyte was detected.

Italic indicates the detected analyte exceeds the approved background value.

Bold indicates the detected analyte exceeds the NMED residential soil screening level.

Underline indicates the detected analytical data was rejected in validation.

-- Screening level not established or EPA regional screening level not listed and result is compared to NMED soil screening level.

EPA - Environmental Protection Agency

FD - field duplicate

ft - foot/feet

J - The analyte was positively identified; the quantitation is an estimate.

mg/Kg - milligrams per kilogram

N - normal sample

NMED - New Mexico Environment Department

pg/g - picograms per gram

R - The data validation was rejected

TIC - Tentatively Identified Compound

SSL - soil screening level

U - The analyte was not detected at a concentration greater than the detection limit.

µg/Kg - micrograms per kilogram

UJ - The analyte was not detected; the quantitation is an estimate.

UN - The analyte was not detected; the quantitation is presumptive evidence of a compound (only used for TICs).

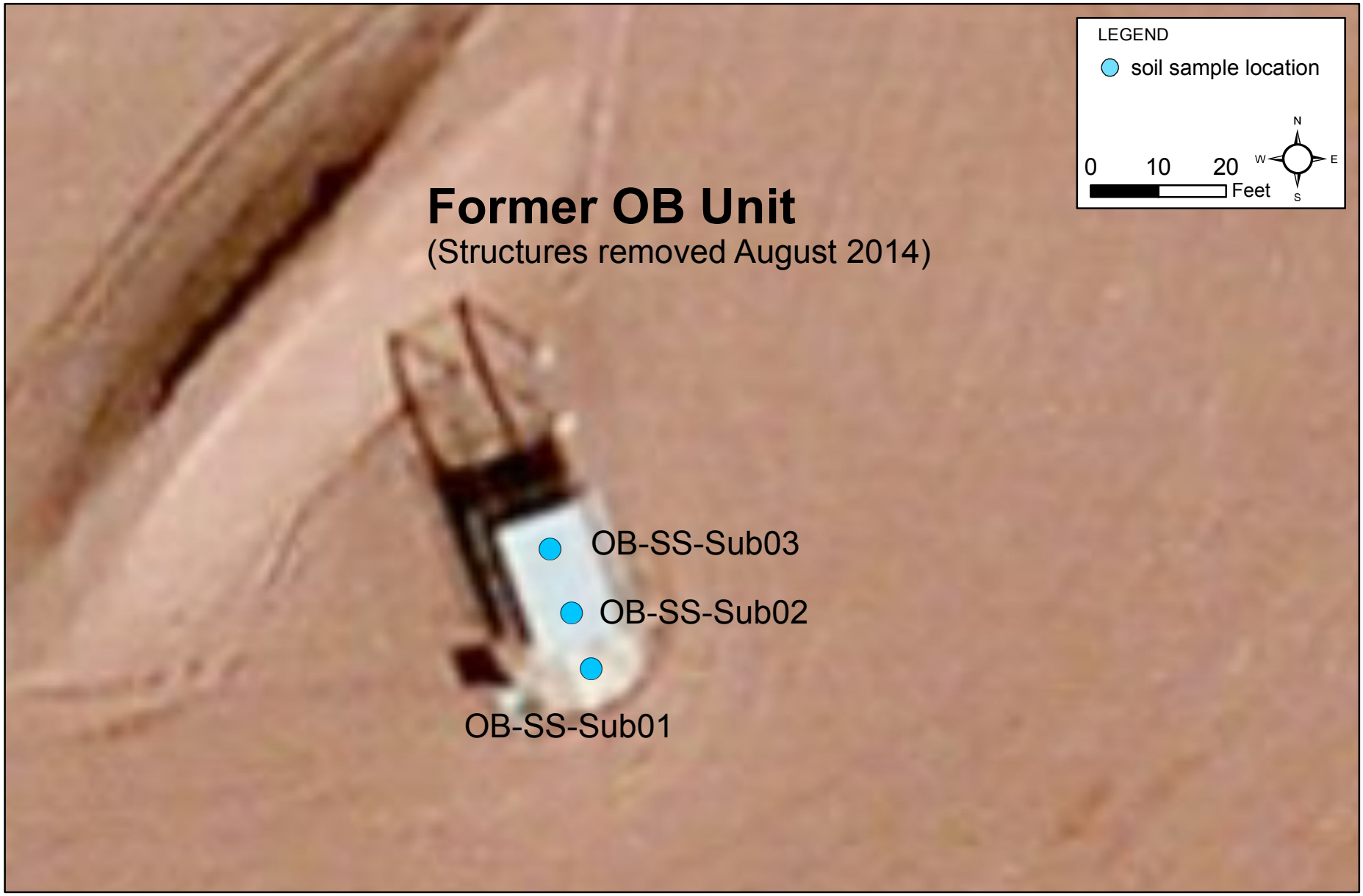

Surface Soil Sampling Locations for Open Burn Unit Site Closure

KIRTLAND AIR FORCE BASE, NEW MEXICO

\\roswell\Arcinfo\Av_Proj\kirtland\OBOD\MapFiles\OBSoilSamplingLoc.mxd

Attachment
Open Burn Unit Data Quality Evaluation Report

CONTENTS

Section **Page**

1.0 INTRODUCTION 5
1.1 Analytical Data 5
2.0 DATA VERIFICATION RESULTS 6
2.1 Completeness Evaluation 6
2.1.1 Sampling Completeness 6
2.1.2 Analytical Completeness 6
2.2 Representativeness Evaluation 7
2.2.1 Holding Time and Preservation 7
2.3 Accuracy Evaluation 7
2.3.1 Calibration 7
2.3.2 Method Blank Samples 7
2.3.3 Field Blank Samples 8
2.3.4 Laboratory Control Samples 8
2.3.5 Internal Standards 8
2.3.6 Surrogate Samples 8
2.3.7 Matrix Spikes 8
2.3.8 Sample Quantitation 9
2.4 Precision Evaluation 9
2.4.1 Field Duplicates 10
2.4.2 Laboratory Control Sample Duplicates 10
2.4.3 Matrix Spike Duplicate Samples 10
2.4.4 Serial Dilutions 10
2.4.5 Confirmation 10
2.5 Comparability Evaluation 10
2.6 Overall Assessment 10
REFERENCES 13

ATTACHMENT

Data Verification Tables

1 Summary of Analytical Parameters for Open Burn Unit Samples, Kirtland Air Force Base, September 2014

2 Summary of Data Qualification for Open Burn Unit Samples, Kirtland Air Force Base, September 2014

3 Summary of Analytical Results for Open Burn Unit Samples, Kirtland Air Force Base, September 2014

4 Holding Times for Open Burn Unit Samples, Kirtland Air Force Base, September 2014

5 Trip and Method Blank Data Summary for Open Burn Unit Samples, Kirtland Air Force Base, September 2014

6 Laboratory Control Samples Data Summary for Open Burn Unit Samples, Kirtland Air Force Base, September 2014

7 Matrix Spike and Matrix Spike Duplicate Sample Data Summary for Open Burn Unit Samples, Kirtland Air Force Base, September 2014

ACRONYMS AND ABBREVIATIONS

AFB	Air Force Base
DQE	data quality evaluation
EMPC	estimated maximum possible concentration
EPA	US Environmental Protection Agency
FD	field duplicate
LCS	laboratory control spike
LCSD	laboratory control spike duplicate
LOQ	limit of quantitation
MS	matrix spike
MSD	matrix spike duplicate
PARCCS	precision, accuracy, representativeness, comparability, completeness, and sensitivity
QC	quality control
%R	percent recovery
RPD	relative percent difference
TB	trip blank
TIC	tentatively identified compound
UFP-QAPP	Uniform Federal Policy Quality Assurance Project Plan
USAF	U.S. Air Force

THIS PAGE INTENTIONALLY LEFT BLANK

1.0 INTRODUCTION

This data quality evaluation (DQE) report presents the analytical results for soil samples collected from the Open Burn Unit at Kirtland Air Force Base (AFB), New Mexico. Soil samples were collected September 8, 2014. Guidance for this DQE report came from the *Uniform Federal Policy-Quality Assurance Project Plan (UFP-QAPP) to Support Closure of the Open Burn and Open Detonation Units at Kirtland AFB* (U.S. Air Force [USAF], 2012) and individual method requirements. The analytical results were evaluated using the criteria of precision, accuracy, representativeness, comparability, completeness, and sensitivity (PARCCS) as defined in the UFP-QAPP.

1.1 Analytical Data

This DQE report provides the results and validation for three soil samples, one field duplicate (FD), and one trip blank (TB) reported in two sample delivery groups identified as J9280-1 and J9280-2. The samples were collected and delivered to TestAmerica Laboratories, Inc. in Sacramento, California. TestAmerica subcontracted the white phosphorus analysis to ALS Environmental Laboratory in Salt Lake City, Utah.

The samples were analyzed by the methods listed in Table 1. The analytical results and quality control tables are located in the attachment of this report.

The analytical results were assessed by reviewing the following: (1) the chain-of-custody documentation; (2) holding-time compliance; (3) calibration criteria; (4) method blank and field blank samples; (5) laboratory control spike/laboratory control spike duplicate samples (LCS/LSCD); (6) surrogate spike recoveries; (7) matrix spike/matrix spike duplicate samples (MS/MSD); (8) FD precision; (9) internal standard recoveries; and (10) the required quality control (QC) samples at the specified frequencies.

Data flags were assigned according to the UFP-QAPP. Multiple flags are routinely applied to specific sample method, matrix, and analyte combinations, but there will only be one final flag. A final flag is applied to the data and is the most conservative of the applied validation flags. The final flag also includes matrix and blank sample impacts.

The data flags are those listed in the UFP-QAPP and are defined below:

- J — The analyte was positively identified; the associated numerical value is the approximate concentration of the analyte in the sample.
- R — The sample result was rejected due to serious deficiencies in the ability to analyze the sample and meet the QC criteria. The presence or absence of the analyte could not be verified.
- U — The analyte was analyzed for but was not detected above the reported sample quantitation limit.
- UJ — The analyte was not detected above the reported sample quantitation limit. However, the reported quantitation limit is approximate and may or may not represent the actual limit of quantitation necessary to accurately and precisely measure the analyte in the sample.
- UN — Tentatively identified compounds; the compound was not detected.

A summary of the qualified data is presented in Table 2.

2.0 DATA VERIFICATION RESULTS

2.1 Completeness Evaluation

2.1.1 Sampling Completeness

Sampling completeness was assessed by reviewing the chain-of-custody documentation. Required procedures were followed and all acceptance criteria were met indicating sample completeness for this project was 100 percent.

2.1.2 Analytical Completeness

Analytical completeness was evaluated using the following equation:

$$\text{Completeness} = \frac{\text{Number of valid data points}}{\text{Total number of measurements}} \times 100$$

Where:

The number of valid data points is the total number of valid analytical measurements based on the precision, accuracy, and holding-time evaluation.

All samples were analyzed according to the UFP-QAPP. Based on the results of the data verification, the data are considered valid as qualified. The completeness goal of 95 percent was met for all method and analyte combinations with the exception of the acid compounds associated with Method SW8270C which were 50 percent complete due to surrogate and/or matrix spike recovery issues and includes the following compounds:

- 2,4,5-Trichlorophenol
- 2,4,6-Trichlorophenol
- 2,4-Dichlorophenol
- 2,4-Dimethylphenol
- 2,4-Dinitrophenol
- 2,6-Dichlorophenol
- 2-Chlorophenol
- 2-Methylphenol
- 2-Nitrophenol
- 3-Methylphenol & 4-Methylphenol
- 4,6-Dinitro-2-methylphenol
- 4-Chloro-3-methylphenol
- 4-nitrophenol
- Pentachlorophenol
- Phenol

Although benzoic acid was only 25 percent complete due to matrix spike issues, it was an additional analyte reported by the laboratory and was not included as part of the analytical completeness assessment. The analytical results are listed in Table 3.

2.2 Representativeness Evaluation

Representativeness is a qualitative expression of the degree to which sample data accurately and precisely represent a characteristic of a population, sampling point or an environmental condition. Representativeness is maximized by ensuring that the number and location of sampling points, sample collection and analysis methods are appropriate for the specific investigation and that the sampling and analysis program provides data that reflects "true" site conditions. The data were evaluated for representativeness by assessing the following: the use of standard methods and reporting units, sample preservation, and holding-time compliance.

2.2.1 Holding Time and Preservation

Holding time is the length of time after sample collection to extraction and/or analysis. All sample analyses met holding-time and preservation requirements for this project. The sample holding times are listed in Table 4.

2.3 Accuracy Evaluation

Accuracy is a measure of the level of agreement between a measurement and a known true value. Accuracy is evaluated by percent recovery (%R), which is calculated using the following equation:

$$\%R = \frac{A-B}{C} \times 100$$

Where,

A = the measured concentration of the analyte in the spiked sample;
B = the measured concentration of the analyte in the unspiked sample; and
C = the concentration of the analyte used for spiking.

Accuracy was evaluated using initial and continuing calibration recoveries, LCS/LCSD recoveries, MS/MSD recoveries, internal standard recoveries, surrogate spike recoveries, and the evaluation of method and field blank data.

2.3.1 Calibration

Initial and continuing calibration analyses were performed as required by the methods and all acceptance criteria were met.

2.3.2 Method Blank Samples

A method blank is a clean matrix and is carried through the same analytical procedures as the environmental samples. Method blank samples were analyzed at the required frequency and were free of contamination with the following exceptions:

- Several analytes were detected at concentrations less than one-half the limit of quantitation (LOQ) in the method blanks associated with Method SW8260B and Method SW8290. The data were not qualified per UFP-QAPP guidelines.

The results of the method blank analyses are presented in Table 5.

2.3.3 Field Blank Samples

One TB sample was collected, analyzed, and was free of contamination. The results of the TB analysis are presented in Table 5.

2.3.4 Laboratory Control Samples

The LCS/LCSD samples were analyzed to assess accuracy in the absence of matrix effects and all acceptance criteria were met. The LCS/LCSD results are presented in Table 6.

2.3.5 Internal Standards

Internal standards were added to the methods requiring their use and all acceptance criteria were met with the following exceptions:

- The internal standard associated with Method SW6850 was less than criteria and in some instances, less than 10 percent, in the samples, indicating a possible low sensitivity to detect the analyte. The data were qualified as estimated and flagged "J" in the associated samples.

- Two internal standards associated with Method SW8260B were less than criteria in sample OB-SS-SUB03-0914, indicating a possible low sensitivity to detect the analyte. The data were qualified as estimated detected and non-detected results and flagged "J" and "UJ", respectively, in the sample.

2.3.6 Surrogate Samples

Surrogates were added to all samples for the methods requiring their use. All QC acceptance criteria were met with the following exceptions:

- One surrogate associated with Method SW8260B was less than criteria in samples OB-SS-SUB01D-0914 and OB-SS-SUB02-0914, indicating a possible low bias. The data were qualified as estimated detected and non-detected results and flagged "J" and "UJ", respectively, in the samples.

- One surrogate associated with the acid fraction of Method SW8270C was recovered less than ten percent in samples OB-SS-SUB01-0914 and OB-SS-SUB01D-0914, indicating a possible significant low bias. The data were rejected for project use and flagged "R" in the samples.

2.3.7 Matrix Spikes

Site specific MS/MSD samples were analyzed to assess accuracy and to identify possible matrix effects associated with the samples. Only the "parent" samples were qualified for MS issues, but data users should take into consideration low spike recoveries when evaluating other sample locations. The MS/MSD samples were analyzed as required and met all acceptance criteria with the following exceptions:

- Antimony and selenium were recovered less than the lower control limits in the MS/MSD associated with method SW6020 for sample OB-SS-SUB02-0914, indicating a possible low sample bias. In addition, copper had a negative recovery in the MS/MSD. The aforementioned data were qualified as estimated detected results and flagged "J" in the parent sample. In

addition, the sample concentrations for barium and zinc were greater than four times the spike concentration, resulting in exceedances in the MS/MSD; however, the data were not qualified per UFP-QAPP guidelines.

- Hexachlorobutadiene was recovered less than the lower control limit in the MSD associated with Method SW8260B for sample OB-SS-SUB02-0914, indicating a possible low sample bias. The analyte was qualified as an estimated non-detect and flagged "UJ" in the parent sample.

- Benzoic acid did not recover in the MS/MSD associated with Method SW8270C for sample OB-SS-SUB02-0914, indicating a possible significant low sample bias. The result was rejected for project use and flagged "R" in the parent sample. Benzoic acid was an additional analyte reported by the laboratory and does not impact project objectives.

- An MS/MSD was analyzed on the re-extracted sample for OB-SS-SBU01-0914 as part of the laboratory's QC protocol for Method SW8270C. Several analytes were recovered less than 10 percent and were rejected for project use in the parent and FD sample.

The MS/MSD results are presented in Table 7.

2.3.8 Sample Quantitation

The laboratory reported cyclohexane, methyl acetate, and methyl cyclohexane as tentatively identified compounds (TIC) in Method SW8260B and atrazine and caprolactam were reported as TICs in Method SW8270C. These compounds are not included in the calibration at the laboratory. The data were flagged "UN" to indicate they were not detected in the samples.

The laboratory reported several additional analytes in Methods SW8260B and SW8270C that were not requested in the UFP-QAPP. As these analytes are not considered compounds of concern, they did not impact the overall data quality assessment of the site.

The ion ratio for several analytes did not meet qualitative identification criteria in the samples associated with Method SW8290, indicating a possible interference. The data were reported as estimated maximum possible concentrations (EMPC) and flagged "J" in the samples.

2.4 Precision Evaluation

Precision measures the reproducibility of measurements under a given set of conditions and is expressed as relative percent difference (RPD):

$$RPD = \left(\frac{|A-B|}{[A+B]/2} \right) \times 100$$

Where,

A = the concentration of "parent" sample, and
B = the concentration of the "duplicate/replicate" sample.

Precision was evaluated for this project using FD, LCSD, MSD, serial dilutions and confirmation sample RPDs.

2.4.1 Field Duplicates

One FD sample was collected and analyzed as required and all precision criteria were met with the following exceptions:

- The RPDs for cadmium, chromium, and copper exceeded criteria in FD pair OB-SS-SUB01-0914/ OB-SS-SUB01D-0914. The data were qualified as estimated and flagged "J" in the FD pair.

2.4.2 Laboratory Control Sample Duplicates

The LCSD samples were analyzed and all precision criteria were met.

2.4.3 Matrix Spike Duplicate Samples

The MSD samples were analyzed as required and all precision criteria were met with the following exception:

- The RPDs for naphthalene and 1,2,3-trichlorobenzene exceeded criteria in the MS/MSD associated with method SW8260B for sample OB-SS-SUB02-0914. The data were not qualified because the parent sample did not contain reportable levels of these analytes and all accuracy criteria were met in the LCS/LCSD.

2.4.4 Serial Dilutions

Serial dilutions were analyzed according to methods requiring their use and all precision criteria were met.

2.4.5 Confirmation

Confirmation samples were analyzed according to methods requiring their use and all precision criteria were met with the following exception:

- The confirmation RPD for HMX exceeded criteria in sample OB-SS-SUB02-0914 for Method SW8330B. The result was qualified as estimated and flagged "J" in the sample.

2.5 Comparability Evaluation

Comparability is expressed as the confidence level in which one data set may be compared to another data set. Standardized methodology was used in the collection, analysis, and reporting of the data. Therefore, the data from this sampling event should be comparable to data collected previously at the site.

2.6 Overall Assessment

Review of laboratory control data and field QC indicators were used to assess the PARCCS of the soil samples collected by CH2M HILL at the Kirtland AFB Open Burn Unit. The assessment concluded that the PARCCS of the data are generally acceptable. Evaluation of the data was modeled after the *Uniform Federal Policy-Quality Assurance Project Plan (UFP-QAPP) to Support Closure of the Open Burn and Open Burn Units at Kirtland AFB* (USAF, 2012), and individual method requirements.

Precision of the data was verified through the review of the field and laboratory data quality indicators that include FD, LCS/LCSD, MS/MSD, serial dilution and confirmation RPDs. Precision was generally acceptable with the exception of a few analytes which were qualified as estimated detected results in a few samples due to FD and/or confirmation RPD issues. Data users should consider the impact to any result that is qualified as estimated as it may contain a bias which could affect the decision making process.

Accuracy of the data was verified through the review of calibration data, LCS/LCSD samples, MS/MSD samples, internal standards, and surrogate spike data, as well as the evaluation of method, field and calibration blank data. Accuracy was generally acceptable with the exception of several analytes which were qualified as estimated detected and non-detected results in several samples due to internal standard, MS/MSD and/or surrogate issues. In addition, several analytes associated with Method SW8270C were rejected for project use and flagged "R" in two samples due to surrogate and/or MS/MSD recovery issues. Several analytes associated with Method SW8290 were qualified as estimated due to ion ratio issues in all the samples. Although a few analytes were detected in method blanks, the data were not impacted and were not qualified.

Representativeness of the data was verified through the sample's collection, storage, and preservation procedures and the verification of holding-time compliance. The laboratory did not note any issues related to sample preservation or storage of the samples. All data were reported from analyses within the method recommended holding time.

Comparability of the data was ensured through the use of standard analytical procedures and standard units for reporting. Results obtained are comparable to industry standards in that collection and analytical techniques followed approved, documented procedures.

Completeness is a measure of the number of valid measurements obtained in relation to the total number of measurements planned. Completeness is expressed as the percentage of valid or usable measurements, compared to planned measurements. Valid data are defined as all data that are not rejected for project use. The data are considered valid with the exception of a few analytes associated with Method SW8270C which were rejected for project use and flagged "R" in several samples. The completeness goal of 95 percent was met for all method and analyte combinations with the exception of benzoic acid which was 25 percent complete and the following analytes which were 50 percent complete:

- 2,4,5-Trichlorophenol
- 2,4,6-Trichlorophenol
- 2,4-Dichlorophenol
- 2,4-Dimethylphenol
- 2,4-Dinitrophenol
- 2,6-Dichlorophenol
- 2-Chlorophenol
- 2-Methylphenol
- 2-Nitrophenol
- 3-Methylphenol & 4-Methylphenol
- 4,6-Dinitro-2-methylphenol
- 4-Chloro-3-methylphenol
- 4-nitrophenol
- Pentachlorophenol
- Phenol

Although benzoic acid did not meet the completeness criteria, it was an additional analyte reported by the laboratory and was not included as part of the analytical completeness assessment.

The results can be used for project decisions taking into consideration the validation flags applied to the data.

REFERENCES

EPA, 1996. *EPA Test Methods for Evaluating Solid Waste Physical/Chemical Methods (SW-846) 3rd ed. with updates.* U.S. Environmental Protection Agency.

USAF, 2012. *Uniform Federal Policy-Quality Assurance Project Plan (UFP-QAPP) to Support Closure of the Open Burn and Open Burn Units at Kirtland AFB.* U. S. Air Force, Kirtland Air Force Base, New Mexico. April.

THIS PAGE INTENTIONALLY LEFT BLANK

ATTACHMENT
Data Validation Tables

THIS PAGE INTENTIONALLY LEFT BLANK

Table 1. Summary of Analytical Parameters for Open Burn Unit Samples, Kirtland Air Force Base, September 2014

Parameter	Method	Matrix	Laboratory
Metals	SW6020/7471A (EPA, 1996; 2007 update)	Soil	TAMC
Perchlorate	SW6850 (EPA, 1996; 2007 update)	Soil	TAMC
Volatile Organic Compounds	SW8260B (EPA, 1996)	Soil	TAMC
Semivolatile Organic Compounds	SW8270C (EPA, 1996)	Soil	TAMC
Explosives	SW8330B (EPA, 1996; 2006 update)	Soil	TAMC
Dioxins/Furans	SW8290 (EPA, 1996; 2007 update)	Soil	TAMC
White Phosphorus	SW7580 (EPA, 1996)	Soil	ALS

Notes:
ALS – ALS Environmental Laboratory, Salt Lake City, Utah
EPA – U.S. Environmental Protection Agency
TAMC – TestAmerica Laboratories, Sacramento, California

Table 2. Summary of Data Qualification for Open Burn Unit Samples, Kirtland Air Force Base, September 2014

Sample Identification	Method	Analyte	Units	Final Result	Validation Flag	Validation Reason
OB-SS-SUB01-0914	SW6020	Cadmium	mg/Kg	5.8	J	FD>RPD
OB-SS-SUB01-0914	SW6020	Chromium	mg/Kg	14	J	FD>RPD
OB-SS-SUB01-0914	SW6020	Copper	mg/Kg	14	J	FD>RPD
OB-SS-SUB01-0914	SW6850	Perchlorate	µg/Kg	900	J	IS<LCL
OB-SS-SUB01-0914	SW8260B	Cyclohexane TIC	µg/Kg	1.1	UN	TIC
OB-SS-SUB01-0914	SW8260B	Methyl Acetate TIC	µg/Kg	1.1	UN	TIC
OB-SS-SUB01-0914	SW8260B	Methyl cyclohexane TIC	µg/Kg	1.1	UN	TIC
OB-SS-SUB01-0914	SW8270C	2,4,5-Trichlorophenol	µg/Kg	180	R	Sur<LCL
OB-SS-SUB01-0914	SW8270C	2,4,6-Trichlorophenol	µg/Kg	180	R	Sur<LCL
OB-SS-SUB01-0914	SW8270C	2,4-Dichlorophenol	µg/Kg	180	R	Sur<LCL
OB-SS-SUB01-0914	SW8270C	2,4-Dimethylphenol	µg/Kg	180	R	Sur<LCL
OB-SS-SUB01-0914	SW8270C	2,4-Dinitrophenol	µg/Kg	360	R	Sur<LCL
OB-SS-SUB01-0914	SW8270C	2,6-Dichlorophenol	µg/Kg	180	R	Sur<LCL
OB-SS-SUB01-0914	SW8270C	2-Chlorophenol	µg/Kg	180	R	Sur<LCL
OB-SS-SUB01-0914	SW8270C	2-Methylphenol	µg/Kg	180	R	Sur<LCL
OB-SS-SUB01-0914	SW8270C	2-Nitrophenol	µg/Kg	180	R	Sur<LCL
OB-SS-SUB01-0914	SW8270C	3-Methylphenol & 4-Methylphenol	µg/Kg	710	R	Sur<LCL
OB-SS-SUB01-0914	SW8270C	4,6-Dinitro-2-methylphenol	µg/Kg	360	R	Sur<LCL
OB-SS-SUB01-0914	SW8270C	4-Chloro-3-methylphenol	µg/Kg	180	R	Sur<LCL
OB-SS-SUB01-0914	SW8270C	4-Nitrophenol	µg/Kg	360	R	Sur<LCL
OB-SS-SUB01-0914	SW8270C	Pentachlorophenol	µg/Kg	180	R	Sur<LCL
OB-SS-SUB01-0914	SW8270C	Phenol	µg/Kg	180	R	Sur<LCL
OB-SS-SUB01-0914	SW8290	1,2,3,4,6,7,8-HpCDF	pg/g	1.1	J	EMPC
OB-SS-SUB01-0914	SW8290	1,2,3,4,7,8-HxCDD	pg/g	0.18	J	EMPC
OB-SS-SUB01-0914	SW8290	1,2,3,4,7,8-HxCDF	pg/g	0.45	J	EMPC
OB-SS-SUB01-0914	SW8290	1,2,3,6,7,8-HxCDD	pg/g	0.32	J	EMPC
OB-SS-SUB01-0914	SW8290	1,2,3,6,7,8-HxCDF	pg/g	0.22	J	EMPC
OB-SS-SUB01-0914	SW8290	1,2,3,7,8,9-HxCDD	pg/g	0.55	J	EMPC
OB-SS-SUB01-0914	SW8290	1,2,3,7,8,9-HxCDF	pg/g	0.097	J	EMPC
OB-SS-SUB01-0914	SW8290	1,2,3,7,8-PeCDD	pg/g	0.13	J	EMPC
OB-SS-SUB01-0914	SW8290	1,2,3,7,8-PeCDF	pg/g	0.22	J	EMPC
OB-SS-SUB01-0914	SW8290	2,3,4,6,7,8-HxCDF	pg/g	0.25	J	EMPC
OB-SS-SUB01-0914	SW8290	2,3,4,7,8-PeCDF	pg/g	0.19	J	EMPC
OB-SS-SUB01-0914	SW8290	OCDF	pg/g	2.1	J	EMPC
OB-SS-SUB01D-0914	SW6020	Cadmium	mg/Kg	0.2	J	FD>RPD
OB-SS-SUB01D-0914	SW6020	Chromium	mg/Kg	19	J	FD>RPD
OB-SS-SUB01D-0914	SW6020	Copper	mg/Kg	25	J	FD>RPD
OB-SS-SUB01D-0914	SW6850	Perchlorate	µg/Kg	1100	J	IS<LCL
OB-SS-SUB01D-0914	SW8260B	1,1,1,2-Tetrachloroethane	µg/Kg	1.1	UJ	Sur<LCL
OB-SS-SUB01D-0914	SW8260B	1,1,1-Trichloroethane	µg/Kg	1.1	UJ	Sur<LCL
OB-SS-SUB01D-0914	SW8260B	1,1,2,2-Tetrachloroethane	µg/Kg	1.1	UJ	Sur<LCL
OB-SS-SUB01D-0914	SW8260B	1,1,2-Trichloro-1,2,2-trifluoroethane	µg/Kg	1.1	UJ	Sur<LCL

Table 2. Summary of Data Qualification for Open Burn Unit Samples, Kirtland Air Force Base, September 2014

Sample Identification	Method	Analyte	Units	Final Result	Validation Flag	Validation Reason
OB-SS-SUB01D-0914	SW8260B	1,1,2-Trichloroethane	µg/Kg	1.1	UJ	Sur<LCL
OB-SS-SUB01D-0914	SW8260B	1,1-Dichloroethane	µg/Kg	1.1	UJ	Sur<LCL
OB-SS-SUB01D-0914	SW8260B	1,1-Dichloroethene	µg/Kg	0.54	UJ	Sur<LCL
OB-SS-SUB01D-0914	SW8260B	1,1-Dichloropropene	µg/Kg	1.1	UJ	Sur<LCL
OB-SS-SUB01D-0914	SW8260B	1,2,3-Trichlorobenzene	µg/Kg	1.1	UJ	Sur<LCL
OB-SS-SUB01D-0914	SW8260B	1,2,3-Trichloropropane	µg/Kg	1.1	UJ	Sur<LCL
OB-SS-SUB01D-0914	SW8260B	1,2,4-Trichlorobenzene	µg/Kg	1.1	UJ	Sur<LCL
OB-SS-SUB01D-0914	SW8260B	1,2,4-Trimethylbenzene	µg/Kg	1	J	Sur<LCL
OB-SS-SUB01D-0914	SW8260B	1,2-Dibromo-3-Chloropropane	µg/Kg	1.1	UJ	Sur<LCL
OB-SS-SUB01D-0914	SW8260B	1,2-Dibromoethane (EDB)	µg/Kg	1.1	UJ	Sur<LCL
OB-SS-SUB01D-0914	SW8260B	1,2-Dichlorobenzene	µg/Kg	1.1	UJ	Sur<LCL
OB-SS-SUB01D-0914	SW8260B	1,2-Dichloroethane	µg/Kg	1.1	UJ	Sur<LCL
OB-SS-SUB01D-0914	SW8260B	1,2-Dichloropropane	µg/Kg	1.1	UJ	Sur<LCL
OB-SS-SUB01D-0914	SW8260B	1,3,5-Trimethylbenzene	µg/Kg	1.1	UJ	Sur<LCL
OB-SS-SUB01D-0914	SW8260B	1,3-Dichlorobenzene	µg/Kg	1.1	UJ	Sur<LCL
OB-SS-SUB01D-0914	SW8260B	1,3-Dichloropropane	µg/Kg	1.1	UJ	Sur<LCL
OB-SS-SUB01D-0914	SW8260B	1,4-Dichlorobenzene	µg/Kg	1.1	UJ	Sur<LCL
OB-SS-SUB01D-0914	SW8260B	1,4-Dioxane	µg/Kg	81	UJ	Sur<LCL
OB-SS-SUB01D-0914	SW8260B	2,2-Dichloropropane	µg/Kg	1.1	UJ	Sur<LCL
OB-SS-SUB01D-0914	SW8260B	2-Butanone (MEK)	µg/Kg	7	J	Sur<LCL
OB-SS-SUB01D-0914	SW8260B	2-Chlorotoluene	µg/Kg	1.1	UJ	Sur<LCL
OB-SS-SUB01D-0914	SW8260B	2-Hexanone	µg/Kg	1.1	UJ	Sur<LCL
OB-SS-SUB01D-0914	SW8260B	4-Chlorotoluene	µg/Kg	1.1	UJ	Sur<LCL
OB-SS-SUB01D-0914	SW8260B	4-Methyl-2-pentanone (MIBK)	µg/Kg	2.4	J	Sur<LCL
OB-SS-SUB01D-0914	SW8260B	Acetone	µg/Kg	69	J	Sur<LCL
OB-SS-SUB01D-0914	SW8260B	Benzene	µg/Kg	0.8	J	Sur<LCL
OB-SS-SUB01D-0914	SW8260B	Bromobenzene	µg/Kg	1.1	UJ	Sur<LCL
OB-SS-SUB01D-0914	SW8260B	Bromochloromethane	µg/Kg	1.1	UJ	Sur<LCL
OB-SS-SUB01D-0914	SW8260B	Bromodichloromethane	µg/Kg	1.1	UJ	Sur<LCL
OB-SS-SUB01D-0914	SW8260B	Bromoform	µg/Kg	1.1	UJ	Sur<LCL
OB-SS-SUB01D-0914	SW8260B	Bromomethane	µg/Kg	3.2	UJ	Sur<LCL
OB-SS-SUB01D-0914	SW8260B	Carbon disulfide	µg/Kg	1.1	UJ	Sur<LCL
OB-SS-SUB01D-0914	SW8260B	Carbon tetrachloride	µg/Kg	1.1	UJ	Sur<LCL
OB-SS-SUB01D-0914	SW8260B	Chlorobenzene	µg/Kg	1.1	UJ	Sur<LCL
OB-SS-SUB01D-0914	SW8260B	Chloroethane	µg/Kg	1.1	UJ	Sur<LCL
OB-SS-SUB01D-0914	SW8260B	Chloroform	µg/Kg	1.1	UJ	Sur<LCL
OB-SS-SUB01D-0914	SW8260B	Chloromethane	µg/Kg	1.1	UJ	Sur<LCL
OB-SS-SUB01D-0914	SW8260B	cis-1,2-Dichloroethene	µg/Kg	1.1	UJ	Sur<LCL
OB-SS-SUB01D-0914	SW8260B	cis-1,3-Dichloropropene	µg/Kg	1.1	UJ	Sur<LCL
OB-SS-SUB01D-0914	SW8260B	Cyclohexane TIC	µg/Kg	1.1	UN	TIC
OB-SS-SUB01D-0914	SW8260B	Dibromochloromethane	µg/Kg	0.54	UJ	Sur<LCL
OB-SS-SUB01D-0914	SW8260B	Dibromomethane	µg/Kg	1.1	UJ	Sur<LCL

Table 2. Summary of Data Qualification for Open Burn Unit Samples, Kirtland Air Force Base, September 2014

Sample Identification	Method	Analyte	Units	Final Result	Validation Flag	Validation Reason
OB-SS-SUB01D-0914	SW8260B	Dichlorodifluoromethane	µg/Kg	3.2	UJ	Sur<LCL
OB-SS-SUB01D-0914	SW8260B	Ethylbenzene	µg/Kg	1.1	UJ	Sur<LCL
OB-SS-SUB01D-0914	SW8260B	Hexachlorobutadiene	µg/Kg	1.1	UJ	Sur<LCL
OB-SS-SUB01D-0914	SW8260B	Isopropylbenzene	µg/Kg	1.1	UJ	Sur<LCL
OB-SS-SUB01D-0914	SW8260B	Methyl Acetate TIC	µg/Kg	1.1	UN	TIC
OB-SS-SUB01D-0914	SW8260B	Methyl cyclohexane TIC	µg/Kg	1.1	UN	TIC
OB-SS-SUB01D-0914	SW8260B	Methyl tert-butyl ether	µg/Kg	1.1	UJ	Sur<LCL
OB-SS-SUB01D-0914	SW8260B	Methylene Chloride	µg/Kg	1.1	UJ	Sur<LCL
OB-SS-SUB01D-0914	SW8260B	m-Xylene & p-Xylene	µg/Kg	1.1	UJ	Sur<LCL
OB-SS-SUB01D-0914	SW8260B	Naphthalene	µg/Kg	1.7	J	Sur<LCL
OB-SS-SUB01D-0914	SW8260B	n-Butylbenzene	µg/Kg	1.1	UJ	Sur<LCL
OB-SS-SUB01D-0914	SW8260B	N-Propylbenzene	µg/Kg	1.1	UJ	Sur<LCL
OB-SS-SUB01D-0914	SW8260B	o-Xylene	µg/Kg	0.54	UJ	Sur<LCL
OB-SS-SUB01D-0914	SW8260B	p-Isopropyltoluene	µg/Kg	1.1	UJ	Sur<LCL
OB-SS-SUB01D-0914	SW8260B	sec-Butylbenzene	µg/Kg	1.1	UJ	Sur<LCL
OB-SS-SUB01D-0914	SW8260B	Styrene	µg/Kg	1.1	UJ	Sur<LCL
OB-SS-SUB01D-0914	SW8260B	tert-Butylbenzene	µg/Kg	1.1	UJ	Sur<LCL
OB-SS-SUB01D-0914	SW8260B	Tetrachloroethene	µg/Kg	1.1	UJ	Sur<LCL
OB-SS-SUB01D-0914	SW8260B	Toluene	µg/Kg	0.7	J	Sur<LCL
OB-SS-SUB01D-0914	SW8260B	trans-1,2-Dichloroethene	µg/Kg	1.1	UJ	Sur<LCL
OB-SS-SUB01D-0914	SW8260B	trans-1,3-Dichloropropene	µg/Kg	1.1	UJ	Sur<LCL
OB-SS-SUB01D-0914	SW8260B	Trichloroethene	µg/Kg	1.1	UJ	Sur<LCL
OB-SS-SUB01D-0914	SW8260B	Trichlorofluoromethane	µg/Kg	1.1	UJ	Sur<LCL
OB-SS-SUB01D-0914	SW8260B	Vinyl chloride	µg/Kg	1.1	UJ	Sur<LCL
OB-SS-SUB01D-0914	SW8270C	2,4,5-Trichlorophenol	µg/Kg	180	R	Sur<LCL
OB-SS-SUB01D-0914	SW8270C	2,4,6-Trichlorophenol	µg/Kg	180	R	Sur<LCL
OB-SS-SUB01D-0914	SW8270C	2,4-Dichlorophenol	µg/Kg	180	R	Sur<LCL
OB-SS-SUB01D-0914	SW8270C	2,4-Dimethylphenol	µg/Kg	180	R	Sur<LCL
OB-SS-SUB01D-0914	SW8270C	2,4-Dinitrophenol	µg/Kg	370	R	Sur<LCL
OB-SS-SUB01D-0914	SW8270C	2,6-Dichlorophenol	µg/Kg	180	R	Sur<LCL
OB-SS-SUB01D-0914	SW8270C	2-Chlorophenol	µg/Kg	180	R	Sur<LCL
OB-SS-SUB01D-0914	SW8270C	2-Methylphenol	µg/Kg	180	R	Sur<LCL
OB-SS-SUB01D-0914	SW8270C	2-Nitrophenol	µg/Kg	180	R	Sur<LCL
OB-SS-SUB01D-0914	SW8270C	3-Methylphenol & 4-Methylphenol	µg/Kg	730	R	Sur<LCL
OB-SS-SUB01D-0914	SW8270C	4,6-Dinitro-2-methylphenol	µg/Kg	370	R	Sur<LCL
OB-SS-SUB01D-0914	SW8270C	4-Chloro-3-methylphenol	µg/Kg	180	R	Sur<LCL
OB-SS-SUB01D-0914	SW8270C	4-Nitrophenol	µg/Kg	370	R	Sur<LCL
OB-SS-SUB01D-0914	SW8270C	Pentachlorophenol	µg/Kg	180	R	Sur<LCL
OB-SS-SUB01D-0914	SW8270C	Phenol	µg/Kg	180	R	Sur<LCL
OB-SS-SUB01D-0914	SW8290	1,2,3,4,6,7,8-HpCDF	pg/g	1.2	J	EMPC
OB-SS-SUB01D-0914	SW8290	1,2,3,4,7,8-HxCDD	pg/g	0.15	J	EMPC
OB-SS-SUB01D-0914	SW8290	1,2,3,4,7,8-HxCDF	pg/g	0.39	J	EMPC

Table 2. Summary of Data Qualification for Open Burn Unit Samples, Kirtland Air Force Base, September 2014

Sample Identification	Method	Analyte	Units	Final Result	Validation Flag	Validation Reason
OB-SS-SUB01D-0914	SW8290	1,2,3,6,7,8-HxCDD	pg/g	0.4	J	EMPC
OB-SS-SUB01D-0914	SW8290	1,2,3,6,7,8-HxCDF	pg/g	0.14	J	EMPC
OB-SS-SUB01D-0914	SW8290	1,2,3,7,8,9-HxCDD	pg/g	0.57	J	EMPC
OB-SS-SUB01D-0914	SW8290	1,2,3,7,8-PeCDF	pg/g	0.17	J	EMPC
OB-SS-SUB01D-0914	SW8290	2,3,4,6,7,8-HxCDF	pg/g	0.22	J	EMPC
OB-SS-SUB01D-0914	SW8290	2,3,4,7,8-PeCDF	pg/g	0.15	J	EMPC
OB-SS-SUB01D-0914	SW8290	OCDF	pg/g	2.6	J	EMPC
OB-SS-SUB02-0914	SW6020	Antimony	mg/Kg	0.34	J	MS<LCL, SD<LCL
OB-SS-SUB02-0914	SW6020	Copper	mg/Kg	72	J	MS<LCL, SD<LCL
OB-SS-SUB02-0914	SW6020	Selenium	mg/Kg	0.19	J	MS<LCL, SD<LCL
OB-SS-SUB02-0914	SW6850	Perchlorate	µg/Kg	1100	J	IS<LCL
OB-SS-SUB02-0914	SW8260B	1,1,1,2-Tetrachloroethane	µg/Kg	1.1	UJ	Sur<LCL
OB-SS-SUB02-0914	SW8260B	1,1,1-Trichloroethane	µg/Kg	1.1	UJ	Sur<LCL
OB-SS-SUB02-0914	SW8260B	1,1,2,2-Tetrachloroethane	µg/Kg	1.1	UJ	Sur<LCL
OB-SS-SUB02-0914	SW8260B	1,1,2-Trichloro-1,2,2-trifluoroethane	µg/Kg	1.1	UJ	Sur<LCL
OB-SS-SUB02-0914	SW8260B	1,1,2-Trichloroethane	µg/Kg	1.1	UJ	Sur<LCL
OB-SS-SUB02-0914	SW8260B	1,1-Dichloroethane	µg/Kg	1.1	UJ	Sur<LCL
OB-SS-SUB02-0914	SW8260B	1,1-Dichloroethene	µg/Kg	0.54	UJ	Sur<LCL
OB-SS-SUB02-0914	SW8260B	1,1-Dichloropropene	µg/Kg	1.1	UJ	Sur<LCL
OB-SS-SUB02-0914	SW8260B	1,2,3-Trichlorobenzene	µg/Kg	1.1	UJ	Sur<LCL
OB-SS-SUB02-0914	SW8260B	1,2,3-Trichloropropane	µg/Kg	1.1	UJ	Sur<LCL
OB-SS-SUB02-0914	SW8260B	1,2,4-Trichlorobenzene	µg/Kg	1.1	UJ	Sur<LCL
OB-SS-SUB02-0914	SW8260B	1,2,4-Trimethylbenzene	µg/Kg	0.74	J	Sur<LCL
OB-SS-SUB02-0914	SW8260B	1,2-Dibromo-3-Chloropropane	µg/Kg	1.1	UJ	Sur<LCL
OB-SS-SUB02-0914	SW8260B	1,2-Dibromoethane (EDB)	µg/Kg	1.1	UJ	Sur<LCL
OB-SS-SUB02-0914	SW8260B	1,2-Dichlorobenzene	µg/Kg	1.1	UJ	Sur<LCL
OB-SS-SUB02-0914	SW8260B	1,2-Dichloroethane	µg/Kg	1.1	UJ	Sur<LCL
OB-SS-SUB02-0914	SW8260B	1,2-Dichloropropane	µg/Kg	1.1	UJ	Sur<LCL
OB-SS-SUB02-0914	SW8260B	1,3,5-Trimethylbenzene	µg/Kg	1.1	UJ	Sur<LCL
OB-SS-SUB02-0914	SW8260B	1,3-Dichlorobenzene	µg/Kg	1.1	UJ	Sur<LCL
OB-SS-SUB02-0914	SW8260B	1,3-Dichloropropane	µg/Kg	1.1	UJ	Sur<LCL
OB-SS-SUB02-0914	SW8260B	1,4-Dichlorobenzene	µg/Kg	1.1	UJ	Sur<LCL
OB-SS-SUB02-0914	SW8260B	1,4-Dioxane	µg/Kg	81	UJ	Sur<LCL
OB-SS-SUB02-0914	SW8260B	2,2-Dichloropropane	µg/Kg	1.1	UJ	Sur<LCL
OB-SS-SUB02-0914	SW8260B	2-Butanone (MEK)	µg/Kg	13	J	Sur<LCL
OB-SS-SUB02-0914	SW8260B	2-Chlorotoluene	µg/Kg	1.1	UJ	Sur<LCL
OB-SS-SUB02-0914	SW8260B	2-Hexanone	µg/Kg	1.1	UJ	Sur<LCL
OB-SS-SUB02-0914	SW8260B	4-Chlorotoluene	µg/Kg	1.1	UJ	Sur<LCL
OB-SS-SUB02-0914	SW8260B	4-Methyl-2-pentanone (MIBK)	µg/Kg	1.7	J	Sur<LCL
OB-SS-SUB02-0914	SW8260B	Acetone	µg/Kg	110	J	Sur<LCL
OB-SS-SUB02-0914	SW8260B	Benzene	µg/Kg	0.48	J	Sur<LCL
OB-SS-SUB02-0914	SW8260B	Bromobenzene	µg/Kg	1.1	UJ	Sur<LCL

Table 2. Summary of Data Qualification for Open Burn Unit Samples, Kirtland Air Force Base, September 2014

Sample Identification	Method	Analyte	Units	Final Result	Validation Flag	Validation Reason
OB-SS-SUB02-0914	SW8260B	Bromochloromethane	µg/Kg	1.1	UJ	Sur<LCL
OB-SS-SUB02-0914	SW8260B	Bromodichloromethane	µg/Kg	1.1	UJ	Sur<LCL
OB-SS-SUB02-0914	SW8260B	Bromoform	µg/Kg	1.1	UJ	Sur<LCL
OB-SS-SUB02-0914	SW8260B	Bromomethane	µg/Kg	3.2	UJ	Sur<LCL
OB-SS-SUB02-0914	SW8260B	Carbon disulfide	µg/Kg	1.1	UJ	Sur<LCL
OB-SS-SUB02-0914	SW8260B	Carbon tetrachloride	µg/Kg	1.1	UJ	Sur<LCL
OB-SS-SUB02-0914	SW8260B	Chlorobenzene	µg/Kg	1.1	UJ	Sur<LCL
OB-SS-SUB02-0914	SW8260B	Chloroethane	µg/Kg	1.1	UJ	Sur<LCL
OB-SS-SUB02-0914	SW8260B	Chloroform	µg/Kg	1.1	UJ	Sur<LCL
OB-SS-SUB02-0914	SW8260B	Chloromethane	µg/Kg	1.1	UJ	Sur<LCL
OB-SS-SUB02-0914	SW8260B	cis-1,2-Dichloroethene	µg/Kg	1.1	UJ	Sur<LCL
OB-SS-SUB02-0914	SW8260B	cis-1,3-Dichloropropene	µg/Kg	1.1	UJ	Sur<LCL
OB-SS-SUB02-0914	SW8260B	Cyclohexane TIC	µg/Kg	1.1	UN	TIC
OB-SS-SUB02-0914	SW8260B	Dibromochloromethane	µg/Kg	0.54	UJ	Sur<LCL
OB-SS-SUB02-0914	SW8260B	Dibromomethane	µg/Kg	1.1	UJ	Sur<LCL
OB-SS-SUB02-0914	SW8260B	Dichlorodifluoromethane	µg/Kg	3.2	UJ	Sur<LCL
OB-SS-SUB02-0914	SW8260B	Ethylbenzene	µg/Kg	0.71	J	Sur<LCL
OB-SS-SUB02-0914	SW8260B	Hexachlorobutadiene	µg/Kg	1.1	UJ	SD<LCL
OB-SS-SUB02-0914	SW8260B	Hexachlorobutadiene	µg/Kg	1.1	UJ	Sur<LCL
OB-SS-SUB02-0914	SW8260B	Isopropylbenzene	µg/Kg	1.1	UJ	Sur<LCL
OB-SS-SUB02-0914	SW8260B	Methyl Acetate TIC	µg/Kg	1.1	UN	TIC
OB-SS-SUB02-0914	SW8260B	Methyl cyclohexane TIC	µg/Kg	1.1	UN	TIC
OB-SS-SUB02-0914	SW8260B	Methyl tert-butyl ether	µg/Kg	1.1	UJ	Sur<LCL
OB-SS-SUB02-0914	SW8260B	Methylene Chloride	µg/Kg	1.1	UJ	Sur<LCL
OB-SS-SUB02-0914	SW8260B	m-Xylene & p-Xylene	µg/Kg	1.1	UJ	Sur<LCL
OB-SS-SUB02-0914	SW8260B	Naphthalene	µg/Kg	1.1	UJ	Sur<LCL
OB-SS-SUB02-0914	SW8260B	n-Butylbenzene	µg/Kg	1.1	UJ	Sur<LCL
OB-SS-SUB02-0914	SW8260B	N-Propylbenzene	µg/Kg	0.32	J	Sur<LCL
OB-SS-SUB02-0914	SW8260B	o-Xylene	µg/Kg	0.54	UJ	Sur<LCL
OB-SS-SUB02-0914	SW8260B	p-Isopropyltoluene	µg/Kg	1.1	UJ	Sur<LCL
OB-SS-SUB02-0914	SW8260B	sec-Butylbenzene	µg/Kg	1.1	UJ	Sur<LCL
OB-SS-SUB02-0914	SW8260B	Styrene	µg/Kg	1.1	UJ	Sur<LCL
OB-SS-SUB02-0914	SW8260B	tert-Butylbenzene	µg/Kg	1.1	UJ	Sur<LCL
OB-SS-SUB02-0914	SW8260B	Tetrachloroethene	µg/Kg	1.1	UJ	Sur<LCL
OB-SS-SUB02-0914	SW8260B	Toluene	µg/Kg	1.1	UJ	Sur<LCL
OB-SS-SUB02-0914	SW8260B	trans-1,2-Dichloroethene	µg/Kg	1.1	UJ	Sur<LCL
OB-SS-SUB02-0914	SW8260B	trans-1,3-Dichloropropene	µg/Kg	1.1	UJ	Sur<LCL
OB-SS-SUB02-0914	SW8260B	Trichloroethene	µg/Kg	1.1	UJ	Sur<LCL
OB-SS-SUB02-0914	SW8260B	Trichlorofluoromethane	µg/Kg	1.1	UJ	Sur<LCL
OB-SS-SUB02-0914	SW8260B	Vinyl chloride	µg/Kg	1.1	UJ	Sur<LCL
OB-SS-SUB02-0914	SW8270C	Benzoic acid	µg/Kg	700	R	MS<LCL, SD<LCL
OB-SS-SUB02-0914	SW8290	1,2,3,4,6,7,8-HpCDF	pg/g	1.7	J	EMPC
OB-SS-SUB02-0914	SW8290	1,2,3,4,7,8-HxCDD	pg/g	0.26	J	EMPC

Table 2. Summary of Data Qualification for Open Burn Unit Samples, Kirtland Air Force Base, September 2014

Sample Identification	Method	Analyte	Units	Final Result	Validation Flag	Validation Reason
OB-SS-SUB02-0914	SW8290	1,2,3,4,7,8-HxCDF	pg/g	0.3	J	EMPC
OB-SS-SUB02-0914	SW8290	1,2,3,6,7,8-HxCDD	pg/g	0.32	J	EMPC
OB-SS-SUB02-0914	SW8290	1,2,3,6,7,8-HxCDF	pg/g	0.29	J	EMPC
OB-SS-SUB02-0914	SW8290	1,2,3,7,8,9-HxCDD	pg/g	0.5	J	EMPC
OB-SS-SUB02-0914	SW8290	OCDF	pg/g	5.6	J	EMPC
OB-SS-SUB02-0914	SW8330B	HMX	mg/Kg	0.079	J	CF>RPD
OB-SS-SUB03-0914	SW6850	Perchlorate	µg/Kg	760	J	IS<LCL
OB-SS-SUB03-0914	SW8260B	1,1,1,2-Tetrachloroethane	µg/Kg	1.1	UJ	IS<LCL
OB-SS-SUB03-0914	SW8260B	1,1,2,2-Tetrachloroethane	µg/Kg	1.1	UJ	IS<LCL
OB-SS-SUB03-0914	SW8260B	1,1-Dichloropropene	µg/Kg	1.1	UJ	IS<LCL
OB-SS-SUB03-0914	SW8260B	1,2,3-Trichlorobenzene	µg/Kg	1.1	UJ	IS<LCL
OB-SS-SUB03-0914	SW8260B	1,2,3-Trichloropropane	µg/Kg	1.1	UJ	IS<LCL
OB-SS-SUB03-0914	SW8260B	1,2,4-Trimethylbenzene	µg/Kg	1.1	UJ	IS<LCL
OB-SS-SUB03-0914	SW8260B	1,2-Dibromo-3-Chloropropane	µg/Kg	1.1	UJ	IS<LCL
OB-SS-SUB03-0914	SW8260B	1,2-Dichlorobenzene	µg/Kg	1.1	UJ	IS<LCL
OB-SS-SUB03-0914	SW8260B	1,3,5-Trimethylbenzene	µg/Kg	1.1	UJ	IS<LCL
OB-SS-SUB03-0914	SW8260B	1,3-Dichlorobenzene	µg/Kg	1.1	UJ	IS<LCL
OB-SS-SUB03-0914	SW8260B	1,3-Dichloropropane	µg/Kg	1.1	UJ	IS<LCL
OB-SS-SUB03-0914	SW8260B	1,4-Dichlorobenzene	µg/Kg	1.1	UJ	IS<LCL
OB-SS-SUB03-0914	SW8260B	2,2-Dichloropropane	µg/Kg	1.1	UJ	IS<LCL
OB-SS-SUB03-0914	SW8260B	2-Chlorotoluene	µg/Kg	1.1	UJ	IS<LCL
OB-SS-SUB03-0914	SW8260B	4-Chlorotoluene	µg/Kg	1.1	UJ	IS<LCL
OB-SS-SUB03-0914	SW8260B	Bromobenzene	µg/Kg	1.1	UJ	IS<LCL
OB-SS-SUB03-0914	SW8260B	Cyclohexane TIC	µg/Kg	1.1	UN	TIC
OB-SS-SUB03-0914	SW8260B	Dibromomethane	µg/Kg	1.1	UJ	IS<LCL
OB-SS-SUB03-0914	SW8260B	Hexachlorobutadiene	µg/Kg	1.1	UJ	IS<LCL
OB-SS-SUB03-0914	SW8260B	Methyl Acetate TIC	µg/Kg	1.1	UN	TIC
OB-SS-SUB03-0914	SW8260B	Methyl cyclohexane TIC	µg/Kg	1.1	UN	TIC
OB-SS-SUB03-0914	SW8260B	Naphthalene	µg/Kg	1.1	UJ	IS<LCL
OB-SS-SUB03-0914	SW8260B	n-Butylbenzene	µg/Kg	1.1	UJ	IS<LCL
OB-SS-SUB03-0914	SW8260B	N-Propylbenzene	µg/Kg	1.1	UJ	IS<LCL
OB-SS-SUB03-0914	SW8260B	p-Isopropyltoluene	µg/Kg	1.1	UJ	IS<LCL
OB-SS-SUB03-0914	SW8260B	sec-Butylbenzene	µg/Kg	1.1	UJ	IS<LCL
OB-SS-SUB03-0914	SW8260B	tert-Butylbenzene	µg/Kg	1.1	UJ	IS<LCL
OB-SS-SUB03-0914	SW8290	1,2,3,4,6,7,8-HpCDF	pg/g	1.3	J	EMPC
OB-SS-SUB03-0914	SW8290	1,2,3,4,7,8-HxCDD	pg/g	0.16	J	EMPC
OB-SS-SUB03-0914	SW8290	1,2,3,4,7,8-HxCDF	pg/g	0.32	J	EMPC
OB-SS-SUB03-0914	SW8290	1,2,3,6,7,8-HxCDD	pg/g	0.34	J	EMPC
OB-SS-SUB03-0914	SW8290	1,2,3,6,7,8-HxCDF	pg/g	0.16	J	EMPC
OB-SS-SUB03-0914	SW8290	1,2,3,7,8,9-HxCDD	pg/g	0.46	J	EMPC
OB-SS-SUB03-0914	SW8290	2,3,4,6,7,8-HxCDF	pg/g	0.12	J	EMPC
OB-SS-SUB03-0914	SW8290	2,3,4,7,8-PeCDF	pg/g	0.12	J	EMPC

Table 2. Summary of Data Qualification for Open Burn Unit Samples, Kirtland Air Force Base, September 2014

Sample Identification	Method	Analyte	Units	Final Result	Validation Flag	Validation Reason
OB-SS-SUB03-0914	SW8290	OCDF	pg/g	4.2	J	EMPC

Validation Reasons	
CF>RPD	The relative percent difference exceeded criteria in the confirmation sample.
EMPC	Estimated maximum possible concentration
FD>RPD	The relative percent difference exceeded criteria in the field duplicate pair.
IS<LCL	The internal standard was recovered less than the lower control limit.
MS<LCL	The matrix spike was recovered less than the lower control limit.
SD<LCL	The matrix spike duplicate was recovered less than the lower control limit.
Sur<LCL	The surrogate was recovered less than the lower control limit.
TIC	Tentatively identified compound
Validation Flags	
J	The analyte was positively identified; the associated numerical value is the approximate concentration of the analyte in the sample.
R	The sample result was rejected due to serious deficiencies in the ability to analyze the sample and meet the QC criteria. The presence or absence of the analyte could not be verified.
UJ	The analyte was not detected above the reported sample quantitation limit. However, the reported quantitation limit is approximate and may or may not represent the actual limit of quantitation necessary to accurately and precisely measure the analyte in the sample.
UN	Tentatively identified compounds; the compound was not detected
Notes	
mg/kg	milligrams per kilogram
pg/g	picograms per gram
µg/kg	micrograms per kilogram

Table 3. Summary of Analytical Results for Open Burn Unit Samples, Kirtland Air Force Base, September 2014

Method	Sample ID	Matrix	QA/QC Type	Analyte	Result*	DL	LOD	LOQ	Units
EPA 7580									
	OB-SS-SUB01-0914	SOIL	N	White Phosphorus	0.5 U	0.15	0.5	1	UG/KG
	OB-SS-SUB01D-0914	SOIL	FD	White Phosphorus	0.5 U	0.15	0.5	1	UG/KG
	OB-SS-SUB02-0914	SOIL	N	White Phosphorus	0.5 U	0.15	0.5	1	UG/KG
	OB-SS-SUB03-0914	SOIL	N	White Phosphorus	0.5 U	0.15	0.5	1	UG/KG
SW6020									
	OB-SS-SUB01-0914	SOIL	N	Antimony	0.34 J	0.22	0.43	0.65	MG/KG
	OB-SS-SUB01-0914	SOIL	N	Arsenic	4.2	0.16	0.32	0.54	MG/KG
	OB-SS-SUB01-0914	SOIL	N	Barium	160	0.11	0.22	0.32	MG/KG
	OB-SS-SUB01-0914	SOIL	N	Beryllium	0.48	0.022	0.054	0.11	MG/KG
	OB-SS-SUB01-0914	SOIL	N	Cadmium	5.8 J	0.054	0.11	0.16	MG/KG
	OB-SS-SUB01-0914	SOIL	N	Chromium	14 J	0.22	0.54	0.65	MG/KG
	OB-SS-SUB01-0914	SOIL	N	Cobalt	4.2	0.11	0.22	0.32	MG/KG
	OB-SS-SUB01-0914	SOIL	N	Copper	14 J	0.16	0.32	0.54	MG/KG
	OB-SS-SUB01-0914	SOIL	N	Lead	17	0.065	0.11	0.22	MG/KG
	OB-SS-SUB01-0914	SOIL	N	Nickel	8.9	0.11	0.22	0.32	MG/KG
	OB-SS-SUB01-0914	SOIL	N	Selenium	0.28 J	0.11	0.22	0.32	MG/KG
	OB-SS-SUB01-0914	SOIL	N	Silver	0.052 J	0.032	0.054	0.11	MG/KG
	OB-SS-SUB01-0914	SOIL	N	Thallium	0.093 J	0.054	0.11	0.16	MG/KG
	OB-SS-SUB01-0914	SOIL	N	Tin	3 J	2.2	5.4	11	MG/KG
	OB-SS-SUB01-0914	SOIL	N	Vanadium	27	0.65	1.1	2.2	MG/KG
	OB-SS-SUB01-0914	SOIL	N	Zinc	58	0.65	1.1	2.2	MG/KG
	OB-SS-SUB01D-0914	SOIL	FD	Antimony	0.56 J	0.22	0.43	0.65	MG/KG
	OB-SS-SUB01D-0914	SOIL	FD	Arsenic	5.1	0.16	0.33	0.54	MG/KG
	OB-SS-SUB01D-0914	SOIL	FD	Barium	190	0.11	0.22	0.33	MG/KG

Table 3. Summary of Analytical Results for Open Burn Unit Samples, Kirtland Air Force Base, September 2014

Method	Sample ID	Matrix	QA/QC Type	Analyte	Result*	DL	LOD	LOQ	Units
SW6020									
	OB-SS-SUB01D-0914	SOIL	FD	Beryllium	0.47	0.022	0.054	0.11	MG/KG
	OB-SS-SUB01D-0914	SOIL	FD	Cadmium	0.2 J	0.054	0.11	0.16	MG/KG
	OB-SS-SUB01D-0914	SOIL	FD	Chromium	19 J	0.22	0.54	0.65	MG/KG
	OB-SS-SUB01D-0914	SOIL	FD	Cobalt	4.3	0.11	0.22	0.33	MG/KG
	OB-SS-SUB01D-0914	SOIL	FD	Copper	25 J	0.16	0.33	0.54	MG/KG
	OB-SS-SUB01D-0914	SOIL	FD	Lead	17	0.065	0.11	0.22	MG/KG
	OB-SS-SUB01D-0914	SOIL	FD	Nickel	12	0.11	0.22	0.33	MG/KG
	OB-SS-SUB01D-0914	SOIL	FD	Selenium	0.31 J	0.11	0.22	0.33	MG/KG
	OB-SS-SUB01D-0914	SOIL	FD	Silver	0.065 J	0.033	0.054	0.11	MG/KG
	OB-SS-SUB01D-0914	SOIL	FD	Thallium	0.098 J	0.054	0.11	0.16	MG/KG
	OB-SS-SUB01D-0914	SOIL	FD	Tin	3.3 J	2.2	5.4	11	MG/KG
	OB-SS-SUB01D-0914	SOIL	FD	Vanadium	29	0.65	1.1	2.2	MG/KG
	OB-SS-SUB01D-0914	SOIL	FD	Zinc	71	0.65	1.1	2.2	MG/KG
	OB-SS-SUB02-0914	SOIL	N	Antimony	0.34 J	0.2	0.4	0.61	MG/KG
	OB-SS-SUB02-0914	SOIL	N	Arsenic	4.4	0.15	0.3	0.5	MG/KG
	OB-SS-SUB02-0914	SOIL	N	Barium	140	0.1	0.2	0.3	MG/KG
	OB-SS-SUB02-0914	SOIL	N	Beryllium	0.57	0.02	0.05	0.1	MG/KG
	OB-SS-SUB02-0914	SOIL	N	Cadmium	0.24	0.05	0.1	0.15	MG/KG
	OB-SS-SUB02-0914	SOIL	N	Chromium	12	0.2	0.5	0.61	MG/KG
	OB-SS-SUB02-0914	SOIL	N	Cobalt	4.8	0.1	0.2	0.3	MG/KG
	OB-SS-SUB02-0914	SOIL	N	Copper	72 J	0.15	0.3	0.5	MG/KG
	OB-SS-SUB02-0914	SOIL	N	Lead	17	0.061	0.1	0.2	MG/KG
	OB-SS-SUB02-0914	SOIL	N	Nickel	10	0.1	0.2	0.3	MG/KG

Table 3. Summary of Analytical Results for Open Burn Unit Samples, Kirtland Air Force Base, September 2014

Method	Sample ID	Matrix	QA/QC Type	Analyte	Result*	DL	LOD	LOQ	Units
SW6020									
	OB-SS-SUB02-0914	SOIL	N	Selenium	0.19 J	0.1	0.2	0.3	MG/KG
	OB-SS-SUB02-0914	SOIL	N	Silver	0.31	0.03	0.05	0.1	MG/KG
	OB-SS-SUB02-0914	SOIL	N	Thallium	0.14 J	0.05	0.1	0.15	MG/KG
	OB-SS-SUB02-0914	SOIL	N	Tin	3 J	2	5	10	MG/KG
	OB-SS-SUB02-0914	SOIL	N	Vanadium	26	0.61	1	2	MG/KG
	OB-SS-SUB02-0914	SOIL	N	Zinc	91	0.61	1	2	MG/KG
	OB-SS-SUB03-0914	SOIL	N	Antimony	0.4 J	0.22	0.44	0.66	MG/KG
	OB-SS-SUB03-0914	SOIL	N	Arsenic	4.5	0.17	0.33	0.55	MG/KG
	OB-SS-SUB03-0914	SOIL	N	Barium	150	0.11	0.22	0.33	MG/KG
	OB-SS-SUB03-0914	SOIL	N	Beryllium	0.56	0.022	0.055	0.11	MG/KG
	OB-SS-SUB03-0914	SOIL	N	Cadmium	0.13 J	0.055	0.11	0.17	MG/KG
	OB-SS-SUB03-0914	SOIL	N	Chromium	13	0.22	0.55	0.66	MG/KG
	OB-SS-SUB03-0914	SOIL	N	Cobalt	4.7	0.11	0.22	0.33	MG/KG
	OB-SS-SUB03-0914	SOIL	N	Copper	68	0.17	0.33	0.55	MG/KG
	OB-SS-SUB03-0914	SOIL	N	Lead	23	0.066	0.11	0.22	MG/KG
	OB-SS-SUB03-0914	SOIL	N	Nickel	9.7	0.11	0.22	0.33	MG/KG
	OB-SS-SUB03-0914	SOIL	N	Selenium	0.19 J	0.11	0.22	0.33	MG/KG
	OB-SS-SUB03-0914	SOIL	N	Silver	0.05 J	0.033	0.055	0.11	MG/KG
	OB-SS-SUB03-0914	SOIL	N	Thallium	0.13 J	0.055	0.11	0.17	MG/KG
	OB-SS-SUB03-0914	SOIL	N	Tin	3.2 J	2.2	5.5	11	MG/KG
	OB-SS-SUB03-0914	SOIL	N	Vanadium	26	0.66	1.1	2.2	MG/KG
	OB-SS-SUB03-0914	SOIL	N	Zinc	60	0.66	1.1	2.2	MG/KG
SW6850									
	OB-SS-SUB01-0914	SOIL	N	Perchlorate	900 J	4	11	130	UG/KG

Table 3. Summary of Analytical Results for Open Burn Unit Samples, Kirtland Air Force Base, September 2014

Method	Sample ID	Matrix	QA/QC Type	Analyte	Result*	DL	LOD	LOQ	Units
SW6850									
	OB-SS-SUB01D-0914	SOIL	FD	Perchlorate	1100 J	4	11	130	UG/KG
	OB-SS-SUB02-0914	SOIL	N	Perchlorate	1100 J	3.9	10	130	UG/KG
	OB-SS-SUB03-0914	SOIL	N	Perchlorate	760 J	4	11	130	UG/KG
SW7471									
	OB-SS-SUB01-0914	SOIL	N	Mercury	0.02 J	0.0091	0.018	0.043	MG/KG
	OB-SS-SUB01D-0914	SOIL	FD	Mercury	0.062	0.009	0.017	0.042	MG/KG
	OB-SS-SUB02-0914	SOIL	N	Mercury	0.018 J	0.0087	0.017	0.041	MG/KG
	OB-SS-SUB03-0914	SOIL	N	Mercury	0.018 J	0.0088	0.017	0.041	MG/KG
SW8260B									
	OB-SS-SUB01-0914	SOIL	N	1,1,1,2-Tetrachloroethane	1.1 U	0.45	1.1	5.5	UG/KG
	OB-SS-SUB01-0914	SOIL	N	1,1,1-Trichloroethane	1.1 U	0.4	1.1	5.5	UG/KG
	OB-SS-SUB01-0914	SOIL	N	1,1,2,2-Tetrachloroethane	1.1 U	0.75	1.1	5.5	UG/KG
	OB-SS-SUB01-0914	SOIL	N	1,1,2-Trichloro-1,2,2-trifluoroethane	1.1 U	0.92	1.1	11	UG/KG
	OB-SS-SUB01-0914	SOIL	N	1,1,2-Trichloroethane	1.1 U	0.49	1.1	5.5	UG/KG
	OB-SS-SUB01-0914	SOIL	N	1,1-Dichloroethane	1.1 U	0.32	1.1	5.5	UG/KG
	OB-SS-SUB01-0914	SOIL	N	1,1-Dichloroethene	0.55 U	0.29	0.55	5.5	UG/KG
	OB-SS-SUB01-0914	SOIL	N	1,1-Dichloropropene	1.1 U	0.41	1.1	5.5	UG/KG
	OB-SS-SUB01-0914	SOIL	N	1,2,3-Trichlorobenzene	1.1 U	0.83	1.1	5.5	UG/KG
	OB-SS-SUB01-0914	SOIL	N	1,2,3-Trichloropropane	1.1 U	0.84	1.1	5.5	UG/KG
	OB-SS-SUB01-0914	SOIL	N	1,2,4-Trichlorobenzene	1.1 U	0.83	1.1	5.5	UG/KG
	OB-SS-SUB01-0914	SOIL	N	1,2,4-Trimethylbenzene	1.5 J	0.57	1.1	5.5	UG/KG
	OB-SS-SUB01-0914	SOIL	N	1,2-Dibromo-3-Chloropropane	1.1 U	0.98	1.1	11	UG/KG
	OB-SS-SUB01-0914	SOIL	N	1,2-Dibromoethane (EDB)	1.1 U	0.3	1.1	11	UG/KG
	OB-SS-SUB01-0914	SOIL	N	1,2-Dichlorobenzene	1.1 U	0.71	1.1	5.5	UG/KG

Table 3. Summary of Analytical Results for Open Burn Unit Samples, Kirtland Air Force Base, September 2014

Method	Sample ID	Matrix	QA/QC Type	Analyte	Result*	DL	LOD	LOQ	Units
SW8260B									
	OB-SS-SUB01-0914	SOIL	N	1,2-Dichloroethane	1.1 U	0.81	1.1	5.5	UG/KG
	OB-SS-SUB01-0914	SOIL	N	1,2-Dichloropropane	1.1 U	0.67	1.1	5.5	UG/KG
	OB-SS-SUB01-0914	SOIL	N	1,3,5-Trimethylbenzene	1.1 U	0.39	1.1	5.5	UG/KG
	OB-SS-SUB01-0914	SOIL	N	1,3-Dichlorobenzene	1.1 U	0.33	1.1	5.5	UG/KG
	OB-SS-SUB01-0914	SOIL	N	1,3-Dichloropropane	1.1 U	0.63	1.1	5.5	UG/KG
	OB-SS-SUB01-0914	SOIL	N	1,4-Dichlorobenzene	1.1 U	0.86	1.1	5.5	UG/KG
	OB-SS-SUB01-0914	SOIL	N	1,4-Dioxane	83 U	43	83	280	UG/KG
	OB-SS-SUB01-0914	SOIL	N	2,2-Dichloropropane	1.1 U	0.42	1.1	5.5	UG/KG
	OB-SS-SUB01-0914	SOIL	N	2-Butanone (MEK)	7.9 J	1.6	3.3	11	UG/KG
	OB-SS-SUB01-0914	SOIL	N	2-Chlorotoluene	1.1 U	0.69	1.1	5.5	UG/KG
	OB-SS-SUB01-0914	SOIL	N	2-Hexanone	1.1 U	0.82	1.1	11	UG/KG
	OB-SS-SUB01-0914	SOIL	N	4-Chlorotoluene	1.1 U	0.95	1.1	5.5	UG/KG
	OB-SS-SUB01-0914	SOIL	N	4-Methyl-2-pentanone (MIBK)	1.9 J	1	1.1	11	UG/KG
	OB-SS-SUB01-0914	SOIL	N	Acetone	68	1.6	3.3	22	UG/KG
	OB-SS-SUB01-0914	SOIL	N	Benzene	0.99 J	0.29	1.1	5.5	UG/KG
	OB-SS-SUB01-0914	SOIL	N	Bromobenzene	1.1 U	0.58	1.1	5.5	UG/KG
	OB-SS-SUB01-0914	SOIL	N	Bromochloromethane	1.1 U	1	1.1	5.5	UG/KG
	OB-SS-SUB01-0914	SOIL	N	Bromodichloromethane	1.1 U	0.59	1.1	5.5	UG/KG
	OB-SS-SUB01-0914	SOIL	N	Bromoform	1.1 U	0.44	1.1	5.5	UG/KG
	OB-SS-SUB01-0914	SOIL	N	Bromomethane	3.3 U	0.95	3.3	5.5	UG/KG
	OB-SS-SUB01-0914	SOIL	N	Carbon disulfide	1.1 U	0.54	1.1	11	UG/KG
	OB-SS-SUB01-0914	SOIL	N	Carbon tetrachloride	1.1 U	0.59	1.1	5.5	UG/KG
	OB-SS-SUB01-0914	SOIL	N	Chlorobenzene	1.1 U	0.32	1.1	5.5	UG/KG

Table 3. Summary of Analytical Results for Open Burn Unit Samples, Kirtland Air Force Base, September 2014

Method	Sample ID	Matrix	QA/QC Type	Analyte	Result*	DL	LOD	LOQ	Units
SW8260B									
	OB-SS-SUB01-0914	SOIL	N	Chloroethane	1.1 U	0.5	1.1	5.5	UG/KG
	OB-SS-SUB01-0914	SOIL	N	Chloroform	1.1 U	0.29	1.1	5.5	UG/KG
	OB-SS-SUB01-0914	SOIL	N	Chloromethane	1.1 U	0.55	1.1	5.5	UG/KG
	OB-SS-SUB01-0914	SOIL	N	cis-1,2-Dichloroethene	1.1 U	0.99	1.1	5.5	UG/KG
	OB-SS-SUB01-0914	SOIL	N	cis-1,3-Dichloropropene	1.1 U	0.71	1.1	5.5	UG/KG
	OB-SS-SUB01-0914	SOIL	N	Cyclohexane TIC	1.1 UN	1.1	1.1	11	UG/KG
	OB-SS-SUB01-0914	SOIL	N	Dibromochloromethane	0.55 U	0.23	0.55	5.5	UG/KG
	OB-SS-SUB01-0914	SOIL	N	Dibromomethane	1.1 U	0.64	1.1	5.5	UG/KG
	OB-SS-SUB01-0914	SOIL	N	Dichlorodifluoromethane	3.3 U	0.99	3.3	5.5	UG/KG
	OB-SS-SUB01-0914	SOIL	N	Ethylbenzene	1.1 U	0.38	1.1	5.5	UG/KG
	OB-SS-SUB01-0914	SOIL	N	Hexachlorobutadiene	1.1 U	0.37	1.1	5.5	UG/KG
	OB-SS-SUB01-0914	SOIL	N	Isopropylbenzene	1.1 U	0.58	1.1	5.5	UG/KG
	OB-SS-SUB01-0914	SOIL	N	Methyl Acetate TIC	1.1 UN	1.1	1.1	11	UG/KG
	OB-SS-SUB01-0914	SOIL	N	Methyl cyclohexane TIC	1.1 UN	1.1	1.1	11	UG/KG
	OB-SS-SUB01-0914	SOIL	N	Methyl tert-butyl ether	1.1 U	0.67	1.1	5.5	UG/KG
	OB-SS-SUB01-0914	SOIL	N	Methylene Chloride	1.1 U	0.93	1.1	5.5	UG/KG
	OB-SS-SUB01-0914	SOIL	N	m-Xylene & p-Xylene	1.1 U	0.9	1.1	5.5	UG/KG
	OB-SS-SUB01-0914	SOIL	N	Naphthalene	2.6 J	0.7	1.1	5.5	UG/KG
	OB-SS-SUB01-0914	SOIL	N	n-Butylbenzene	1.1 U	0.73	1.1	5.5	UG/KG
	OB-SS-SUB01-0914	SOIL	N	N-Propylbenzene	1.1 U	0.32	1.1	5.5	UG/KG
	OB-SS-SUB01-0914	SOIL	N	o-Xylene	0.55 U	0.37	0.55	5.5	UG/KG
	OB-SS-SUB01-0914	SOIL	N	p-Isopropyltoluene	1.1 U	0.7	1.1	5.5	UG/KG
	OB-SS-SUB01-0914	SOIL	N	sec-Butylbenzene	1.1 U	0.83	1.1	5.5	UG/KG

Table 3. Summary of Analytical Results for Open Burn Unit Samples, Kirtland Air Force Base, September 2014

Method	Sample ID	Matrix	QA/QC Type	Analyte	Result*	DL	LOD	LOQ	Units
SW8260B									
	OB-SS-SUB01-0914	SOIL	N	Styrene	1.1 U	0.34	1.1	5.5	UG/KG
	OB-SS-SUB01-0914	SOIL	N	tert-Butylbenzene	1.1 U	0.6	1.1	5.5	UG/KG
	OB-SS-SUB01-0914	SOIL	N	Tetrachloroethene	1.1 U	0.68	1.1	5.5	UG/KG
	OB-SS-SUB01-0914	SOIL	N	Toluene	0.86 J	0.68	1.1	5.5	UG/KG
	OB-SS-SUB01-0914	SOIL	N	trans-1,2-Dichloroethene	1.1 U	0.42	1.1	5.5	UG/KG
	OB-SS-SUB01-0914	SOIL	N	trans-1,3-Dichloropropene	1.1 U	0.83	1.1	5.5	UG/KG
	OB-SS-SUB01-0914	SOIL	N	Trichloroethene	1.1 U	0.67	1.1	5.5	UG/KG
	OB-SS-SUB01-0914	SOIL	N	Trichlorofluoromethane	1.1 U	0.38	1.1	5.5	UG/KG
	OB-SS-SUB01-0914	SOIL	N	Vinyl chloride	1.1 U	0.4	1.1	5.5	UG/KG
	OB-SS-SUB01D-0914	SOIL	FD	1,1,1,2-Tetrachloroethane	1.1 UJ	0.44	1.1	5.4	UG/KG
	OB-SS-SUB01D-0914	SOIL	FD	1,1,1-Trichloroethane	1.1 UJ	0.39	1.1	5.4	UG/KG
	OB-SS-SUB01D-0914	SOIL	FD	1,1,2,2-Tetrachloroethane	1.1 UJ	0.73	1.1	5.4	UG/KG
	OB-SS-SUB01D-0914	SOIL	FD	1,1,2-Trichloro-1,2,2-trifluoroethane	1.1 UJ	0.9	1.1	11	UG/KG
	OB-SS-SUB01D-0914	SOIL	FD	1,1,2-Trichloroethane	1.1 UJ	0.48	1.1	5.4	UG/KG
	OB-SS-SUB01D-0914	SOIL	FD	1,1-Dichloroethane	1.1 UJ	0.31	1.1	5.4	UG/KG
	OB-SS-SUB01D-0914	SOIL	FD	1,1-Dichloroethene	0.54 UJ	0.28	0.54	5.4	UG/KG
	OB-SS-SUB01D-0914	SOIL	FD	1,1-Dichloropropene	1.1 UJ	0.4	1.1	5.4	UG/KG
	OB-SS-SUB01D-0914	SOIL	FD	1,2,3-Trichlorobenzene	1.1 UJ	0.81	1.1	5.4	UG/KG
	OB-SS-SUB01D-0914	SOIL	FD	1,2,3-Trichloropropane	1.1 UJ	0.82	1.1	5.4	UG/KG
	OB-SS-SUB01D-0914	SOIL	FD	1,2,4-Trichlorobenzene	1.1 UJ	0.81	1.1	5.4	UG/KG
	OB-SS-SUB01D-0914	SOIL	FD	1,2,4-Trimethylbenzene	1 J	0.55	1.1	5.4	UG/KG
	OB-SS-SUB01D-0914	SOIL	FD	1,2-Dibromo-3-Chloropropane	1.1 UJ	0.95	1.1	11	UG/KG
	OB-SS-SUB01D-0914	SOIL	FD	1,2-Dibromoethane (EDB)	1.1 UJ	0.29	1.1	11	UG/KG

Table 3. Summary of Analytical Results for Open Burn Unit Samples, Kirtland Air Force Base, September 2014

Method	Sample ID	Matrix	QA/QC Type	Analyte	Result*	DL	LOD	LOQ	Units
SW8260B									
	OB-SS-SUB01D-0914	SOIL	FD	1,2-Dichlorobenzene	1.1 UJ	0.69	1.1	5.4	UG/KG
	OB-SS-SUB01D-0914	SOIL	FD	1,2-Dichloroethane	1.1 UJ	0.79	1.1	5.4	UG/KG
	OB-SS-SUB01D-0914	SOIL	FD	1,2-Dichloropropane	1.1 UJ	0.65	1.1	5.4	UG/KG
	OB-SS-SUB01D-0914	SOIL	FD	1,3,5-Trimethylbenzene	1.1 UJ	0.38	1.1	5.4	UG/KG
	OB-SS-SUB01D-0914	SOIL	FD	1,3-Dichlorobenzene	1.1 UJ	0.32	1.1	5.4	UG/KG
	OB-SS-SUB01D-0914	SOIL	FD	1,3-Dichloropropane	1.1 UJ	0.62	1.1	5.4	UG/KG
	OB-SS-SUB01D-0914	SOIL	FD	1,4-Dichlorobenzene	1.1 UJ	0.84	1.1	5.4	UG/KG
	OB-SS-SUB01D-0914	SOIL	FD	1,4-Dioxane	81 UJ	42	81	270	UG/KG
	OB-SS-SUB01D-0914	SOIL	FD	2,2-Dichloropropane	1.1 UJ	0.41	1.1	5.4	UG/KG
	OB-SS-SUB01D-0914	SOIL	FD	2-Butanone (MEK)	7 J	1.5	3.2	11	UG/KG
	OB-SS-SUB01D-0914	SOIL	FD	2-Chlorotoluene	1.1 UJ	0.67	1.1	5.4	UG/KG
	OB-SS-SUB01D-0914	SOIL	FD	2-Hexanone	1.1 UJ	0.8	1.1	11	UG/KG
	OB-SS-SUB01D-0914	SOIL	FD	4-Chlorotoluene	1.1 UJ	0.93	1.1	5.4	UG/KG
	OB-SS-SUB01D-0914	SOIL	FD	4-Methyl-2-pentanone (MIBK)	2.4 J	0.99	1.1	11	UG/KG
	OB-SS-SUB01D-0914	SOIL	FD	Acetone	69 J	1.5	3.2	22	UG/KG
	OB-SS-SUB01D-0914	SOIL	FD	Benzene	0.8 J	0.28	1.1	5.4	UG/KG
	OB-SS-SUB01D-0914	SOIL	FD	Bromobenzene	1.1 UJ	0.56	1.1	5.4	UG/KG
	OB-SS-SUB01D-0914	SOIL	FD	Bromochloromethane	1.1 UJ	1	1.1	5.4	UG/KG
	OB-SS-SUB01D-0914	SOIL	FD	Bromodichloromethane	1.1 UJ	0.57	1.1	5.4	UG/KG
	OB-SS-SUB01D-0914	SOIL	FD	Bromoform	1.1 UJ	0.43	1.1	5.4	UG/KG
	OB-SS-SUB01D-0914	SOIL	FD	Bromomethane	3.2 UJ	0.93	3.2	5.4	UG/KG
	OB-SS-SUB01D-0914	SOIL	FD	Carbon disulfide	1.1 UJ	0.53	1.1	11	UG/KG
	OB-SS-SUB01D-0914	SOIL	FD	Carbon tetrachloride	1.1 UJ	0.57	1.1	5.4	UG/KG

Table 3. Summary of Analytical Results for Open Burn Unit Samples, Kirtland Air Force Base, September 2014

Method	Sample ID	Matrix	QA/QC Type	Analyte	Result*	DL	LOD	LOQ	Units
SW8260B									
	OB-SS-SUB01D-0914	SOIL	FD	Chlorobenzene	1.1 UJ	0.31	1.1	5.4	UG/KG
	OB-SS-SUB01D-0914	SOIL	FD	Chloroethane	1.1 UJ	0.49	1.1	5.4	UG/KG
	OB-SS-SUB01D-0914	SOIL	FD	Chloroform	1.1 UJ	0.28	1.1	5.4	UG/KG
	OB-SS-SUB01D-0914	SOIL	FD	Chloromethane	1.1 UJ	0.54	1.1	5.4	UG/KG
	OB-SS-SUB01D-0914	SOIL	FD	cis-1,2-Dichloroethene	1.1 UJ	0.96	1.1	5.4	UG/KG
	OB-SS-SUB01D-0914	SOIL	FD	cis-1,3-Dichloropropene	1.1 UJ	0.69	1.1	5.4	UG/KG
	OB-SS-SUB01D-0914	SOIL	FD	Cyclohexane TIC	1.1 UJ	1.1	1.1	11	UG/KG
	OB-SS-SUB01D-0914	SOIL	FD	Dibromochloromethane	0.54 UJ	0.23	0.54	5.4	UG/KG
	OB-SS-SUB01D-0914	SOIL	FD	Dibromomethane	1.1 UJ	0.63	1.1	5.4	UG/KG
	OB-SS-SUB01D-0914	SOIL	FD	Dichlorodifluoromethane	3.2 UJ	0.96	3.2	5.4	UG/KG
	OB-SS-SUB01D-0914	SOIL	FD	Ethylbenzene	1.1 UJ	0.37	1.1	5.4	UG/KG
	OB-SS-SUB01D-0914	SOIL	FD	Hexachlorobutadiene	1.1 UJ	0.36	1.1	5.4	UG/KG
	OB-SS-SUB01D-0914	SOIL	FD	Isopropylbenzene	1.1 UJ	0.56	1.1	5.4	UG/KG
	OB-SS-SUB01D-0914	SOIL	FD	Methyl Acetate TIC	1.1 UJ	1.1	1.1	11	UG/KG
	OB-SS-SUB01D-0914	SOIL	FD	Methyl cyclohexane TIC	1.1 UJ	1.1	1.1	11	UG/KG
	OB-SS-SUB01D-0914	SOIL	FD	Methyl tert-butyl ether	1.1 UJ	0.65	1.1	5.4	UG/KG
	OB-SS-SUB01D-0914	SOIL	FD	Methylene Chloride	1.1 UJ	0.91	1.1	5.4	UG/KG
	OB-SS-SUB01D-0914	SOIL	FD	m-Xylene & p-Xylene	1.1 UJ	0.88	1.1	5.4	UG/KG
	OB-SS-SUB01D-0914	SOIL	FD	Naphthalene	1.7 J	0.68	1.1	5.4	UG/KG
	OB-SS-SUB01D-0914	SOIL	FD	n-Butylbenzene	1.1 UJ	0.71	1.1	5.4	UG/KG
	OB-SS-SUB01D-0914	SOIL	FD	N-Propylbenzene	1.1 UJ	0.31	1.1	5.4	UG/KG
	OB-SS-SUB01D-0914	SOIL	FD	o-Xylene	0.54 UJ	0.36	0.54	5.4	UG/KG
	OB-SS-SUB01D-0914	SOIL	FD	p-Isopropyltoluene	1.1 UJ	0.68	1.1	5.4	UG/KG

Table 3. Summary of Analytical Results for Open Burn Unit Samples, Kirtland Air Force Base, September 2014

Method	Sample ID	Matrix	QA/QC Type	Analyte	Result*	DL	LOD	LOQ	Units
SW8260B									
	OB-SS-SUB01D-0914	SOIL	FD	sec-Butylbenzene	1.1 UJ	0.81	1.1	5.4	UG/KG
	OB-SS-SUB01D-0914	SOIL	FD	Styrene	1.1 UJ	0.33	1.1	5.4	UG/KG
	OB-SS-SUB01D-0914	SOIL	FD	tert-Butylbenzene	1.1 UJ	0.58	1.1	5.4	UG/KG
	OB-SS-SUB01D-0914	SOIL	FD	Tetrachloroethene	1.1 UJ	0.66	1.1	5.4	UG/KG
	OB-SS-SUB01D-0914	SOIL	FD	Toluene	0.7 J	0.66	1.1	5.4	UG/KG
	OB-SS-SUB01D-0914	SOIL	FD	trans-1,2-Dichloroethene	1.1 UJ	0.41	1.1	5.4	UG/KG
	OB-SS-SUB01D-0914	SOIL	FD	trans-1,3-Dichloropropene	1.1 UJ	0.81	1.1	5.4	UG/KG
	OB-SS-SUB01D-0914	SOIL	FD	Trichloroethene	1.1 UJ	0.65	1.1	5.4	UG/KG
	OB-SS-SUB01D-0914	SOIL	FD	Trichlorofluoromethane	1.1 UJ	0.37	1.1	5.4	UG/KG
	OB-SS-SUB01D-0914	SOIL	FD	Vinyl chloride	1.1 UJ	0.39	1.1	5.4	UG/KG
	OB-SS-SUB02-0914	SOIL	N	1,1,1,2-Tetrachloroethane	1.1 UJ	0.44	1.1	5.4	UG/KG
	OB-SS-SUB02-0914	SOIL	N	1,1,1-Trichloroethane	1.1 UJ	0.39	1.1	5.4	UG/KG
	OB-SS-SUB02-0914	SOIL	N	1,1,2,2-Tetrachloroethane	1.1 UJ	0.73	1.1	5.4	UG/KG
	OB-SS-SUB02-0914	SOIL	N	1,1,2-Trichloro-1,2,2-trifluoroethane	1.1 UJ	0.89	1.1	11	UG/KG
	OB-SS-SUB02-0914	SOIL	N	1,1,2-Trichloroethane	1.1 UJ	0.47	1.1	5.4	UG/KG
	OB-SS-SUB02-0914	SOIL	N	1,1-Dichloroethane	1.1 UJ	0.31	1.1	5.4	UG/KG
	OB-SS-SUB02-0914	SOIL	N	1,1-Dichloroethene	0.54 UJ	0.28	0.54	5.4	UG/KG
	OB-SS-SUB02-0914	SOIL	N	1,1-Dichloropropene	1.1 UJ	0.4	1.1	5.4	UG/KG
	OB-SS-SUB02-0914	SOIL	N	1,2,3-Trichlorobenzene	1.1 UJ	0.81	1.1	5.4	UG/KG
	OB-SS-SUB02-0914	SOIL	N	1,2,3-Trichloropropane	1.1 UJ	0.82	1.1	5.4	UG/KG
	OB-SS-SUB02-0914	SOIL	N	1,2,4-Trichlorobenzene	1.1 UJ	0.81	1.1	5.4	UG/KG
	OB-SS-SUB02-0914	SOIL	N	1,2,4-Trimethylbenzene	0.74 J	0.55	1.1	5.4	UG/KG
	OB-SS-SUB02-0914	SOIL	N	1,2-Dibromo-3-Chloropropane	1.1 UJ	0.95	1.1	11	UG/KG

Table 3. Summary of Analytical Results for Open Burn Unit Samples, Kirtland Air Force Base, September 2014

Method	Sample ID	Matrix	QA/QC Type	Analyte	Result*	DL	LOD	LOQ	Units
SW8260B									
	OB-SS-SUB02-0914	SOIL	N	1,2-Dibromoethane (EDB)	1.1 UJ	0.29	1.1	11	UG/KG
	OB-SS-SUB02-0914	SOIL	N	1,2-Dichlorobenzene	1.1 UJ	0.69	1.1	5.4	UG/KG
	OB-SS-SUB02-0914	SOIL	N	1,2-Dichloroethane	1.1 UJ	0.79	1.1	5.4	UG/KG
	OB-SS-SUB02-0914	SOIL	N	1,2-Dichloropropane	1.1 UJ	0.65	1.1	5.4	UG/KG
	OB-SS-SUB02-0914	SOIL	N	1,3,5-Trimethylbenzene	1.1 UJ	0.38	1.1	5.4	UG/KG
	OB-SS-SUB02-0914	SOIL	N	1,3-Dichlorobenzene	1.1 UJ	0.32	1.1	5.4	UG/KG
	OB-SS-SUB02-0914	SOIL	N	1,3-Dichloropropane	1.1 UJ	0.61	1.1	5.4	UG/KG
	OB-SS-SUB02-0914	SOIL	N	1,4-Dichlorobenzene	1.1 UJ	0.84	1.1	5.4	UG/KG
	OB-SS-SUB02-0914	SOIL	N	1,4-Dioxane	81 UJ	42	81	270	UG/KG
	OB-SS-SUB02-0914	SOIL	N	2,2-Dichloropropane	1.1 UJ	0.41	1.1	5.4	UG/KG
	OB-SS-SUB02-0914	SOIL	N	2-Butanone (MEK)	13 J	1.5	3.2	11	UG/KG
	OB-SS-SUB02-0914	SOIL	N	2-Chlorotoluene	1.1 UJ	0.67	1.1	5.4	UG/KG
	OB-SS-SUB02-0914	SOIL	N	2-Hexanone	1.1 UJ	0.8	1.1	11	UG/KG
	OB-SS-SUB02-0914	SOIL	N	4-Chlorotoluene	1.1 UJ	0.93	1.1	5.4	UG/KG
	OB-SS-SUB02-0914	SOIL	N	4-Methyl-2-pentanone (MIBK)	1.7 J	0.99	1.1	11	UG/KG
	OB-SS-SUB02-0914	SOIL	N	Acetone	110 J	1.5	3.2	22	UG/KG
	OB-SS-SUB02-0914	SOIL	N	Benzene	0.48 J	0.28	1.1	5.4	UG/KG
	OB-SS-SUB02-0914	SOIL	N	Bromobenzene	1.1 UJ	0.56	1.1	5.4	UG/KG
	OB-SS-SUB02-0914	SOIL	N	Bromochloromethane	1.1 UJ	1	1.1	5.4	UG/KG
	OB-SS-SUB02-0914	SOIL	N	Bromodichloromethane	1.1 UJ	0.57	1.1	5.4	UG/KG
	OB-SS-SUB02-0914	SOIL	N	Bromoform	1.1 UJ	0.43	1.1	5.4	UG/KG
	OB-SS-SUB02-0914	SOIL	N	Bromomethane	3.2 UJ	0.93	3.2	5.4	UG/KG
	OB-SS-SUB02-0914	SOIL	N	Carbon disulfide	1.1 UJ	0.53	1.1	11	UG/KG

Table 3. Summary of Analytical Results for Open Burn Unit Samples, Kirtland Air Force Base, September 2014

Method	Sample ID	Matrix	QA/QC Type	Analyte	Result*	DL	LOD	LOQ	Units
SW8260B									
	OB-SS-SUB02-0914	SOIL	N	Carbon tetrachloride	1.1 UJ	0.57	1.1	5.4	UG/KG
	OB-SS-SUB02-0914	SOIL	N	Chlorobenzene	1.1 UJ	0.31	1.1	5.4	UG/KG
	OB-SS-SUB02-0914	SOIL	N	Chloroethane	1.1 UJ	0.48	1.1	5.4	UG/KG
	OB-SS-SUB02-0914	SOIL	N	Chloroform	1.1 UJ	0.28	1.1	5.4	UG/KG
	OB-SS-SUB02-0914	SOIL	N	Chloromethane	1.1 UJ	0.54	1.1	5.4	UG/KG
	OB-SS-SUB02-0914	SOIL	N	cis-1,2-Dichloroethene	1.1 UJ	0.96	1.1	5.4	UG/KG
	OB-SS-SUB02-0914	SOIL	N	cis-1,3-Dichloropropene	1.1 UJ	0.69	1.1	5.4	UG/KG
	OB-SS-SUB02-0914	SOIL	N	Cyclohexane TIC	1.1 UJ	1.1	1.1	11	UG/KG
	OB-SS-SUB02-0914	SOIL	N	Dibromochloromethane	0.54 UJ	0.23	0.54	5.4	UG/KG
	OB-SS-SUB02-0914	SOIL	N	Dibromomethane	1.1 UJ	0.62	1.1	5.4	UG/KG
	OB-SS-SUB02-0914	SOIL	N	Dichlorodifluoromethane	3.2 UJ	0.96	3.2	5.4	UG/KG
	OB-SS-SUB02-0914	SOIL	N	Ethylbenzene	0.71 J	0.37	1.1	5.4	UG/KG
	OB-SS-SUB02-0914	SOIL	N	Hexachlorobutadiene	1.1 UJ	0.36	1.1	5.4	UG/KG
	OB-SS-SUB02-0914	SOIL	N	Isopropylbenzene	1.1 UJ	0.56	1.1	5.4	UG/KG
	OB-SS-SUB02-0914	SOIL	N	Methyl Acetate TIC	1.1 UJ	1.1	1.1	11	UG/KG
	OB-SS-SUB02-0914	SOIL	N	Methyl cyclohexane TIC	1.1 UJ	1.1	1.1	11	UG/KG
	OB-SS-SUB02-0914	SOIL	N	Methyl tert-butyl ether	1.1 UJ	0.65	1.1	5.4	UG/KG
	OB-SS-SUB02-0914	SOIL	N	Methylene Chloride	1.1 UJ	0.9	1.1	5.4	UG/KG
	OB-SS-SUB02-0914	SOIL	N	m-Xylene & p-Xylene	1.1 UJ	0.87	1.1	5.4	UG/KG
	OB-SS-SUB02-0914	SOIL	N	Naphthalene	1.1 UJ	0.68	1.1	5.4	UG/KG
	OB-SS-SUB02-0914	SOIL	N	n-Butylbenzene	1.1 UJ	0.71	1.1	5.4	UG/KG
	OB-SS-SUB02-0914	SOIL	N	N-Propylbenzene	0.32 J	0.31	1.1	5.4	UG/KG
	OB-SS-SUB02-0914	SOIL	N	o-Xylene	0.54 UJ	0.36	0.54	5.4	UG/KG

Table 3. Summary of Analytical Results for Open Burn Unit Samples, Kirtland Air Force Base, September 2014

Method	Sample ID	Matrix	QA/QC Type	Analyte	Result*	DL	LOD	LOQ	Units
SW8260B									
	OB-SS-SUB02-0914	SOIL	N	p-Isopropyltoluene	1.1 UJ	0.68	1.1	5.4	UG/KG
	OB-SS-SUB02-0914	SOIL	N	sec-Butylbenzene	1.1 UJ	0.81	1.1	5.4	UG/KG
	OB-SS-SUB02-0914	SOIL	N	Styrene	1.1 UJ	0.33	1.1	5.4	UG/KG
	OB-SS-SUB02-0914	SOIL	N	tert-Butylbenzene	1.1 UJ	0.58	1.1	5.4	UG/KG
	OB-SS-SUB02-0914	SOIL	N	Tetrachloroethene	1.1 UJ	0.66	1.1	5.4	UG/KG
	OB-SS-SUB02-0914	SOIL	N	Toluene	1.1 UJ	0.66	1.1	5.4	UG/KG
	OB-SS-SUB02-0914	SOIL	N	trans-1,2-Dichloroethene	1.1 UJ	0.41	1.1	5.4	UG/KG
	OB-SS-SUB02-0914	SOIL	N	trans-1,3-Dichloropropene	1.1 UJ	0.81	1.1	5.4	UG/KG
	OB-SS-SUB02-0914	SOIL	N	Trichloroethene	1.1 UJ	0.65	1.1	5.4	UG/KG
	OB-SS-SUB02-0914	SOIL	N	Trichlorofluoromethane	1.1 UJ	0.37	1.1	5.4	UG/KG
	OB-SS-SUB02-0914	SOIL	N	Vinyl chloride	1.1 UJ	0.39	1.1	5.4	UG/KG
	OB-SS-SUB03-0914	SOIL	N	1,1,1,2-Tetrachloroethane	1.1 UJ	0.44	1.1	5.3	UG/KG
	OB-SS-SUB03-0914	SOIL	N	1,1,1-Trichloroethane	1.1 U	0.38	1.1	5.3	UG/KG
	OB-SS-SUB03-0914	SOIL	N	1,1,2,2-Tetrachloroethane	1.1 UJ	0.72	1.1	5.3	UG/KG
	OB-SS-SUB03-0914	SOIL	N	1,1,2-Trichloro-1,2,2-trifluoroethane	1.1 U	0.88	1.1	11	UG/KG
	OB-SS-SUB03-0914	SOIL	N	1,1,2-Trichloroethane	1.1 U	0.47	1.1	5.3	UG/KG
	OB-SS-SUB03-0914	SOIL	N	1,1-Dichloroethane	1.1 U	0.31	1.1	5.3	UG/KG
	OB-SS-SUB03-0914	SOIL	N	1,1-Dichloroethene	0.53 U	0.28	0.53	5.3	UG/KG
	OB-SS-SUB03-0914	SOIL	N	1,1-Dichloropropene	1.1 UJ	0.39	1.1	5.3	UG/KG
	OB-SS-SUB03-0914	SOIL	N	1,2,3-Trichlorobenzene	1.1 UJ	0.8	1.1	5.3	UG/KG
	OB-SS-SUB03-0914	SOIL	N	1,2,3-Trichloropropane	1.1 UJ	0.81	1.1	5.3	UG/KG
	OB-SS-SUB03-0914	SOIL	N	1,2,4-Trichlorobenzene	1.1 U	0.8	1.1	5.3	UG/KG
	OB-SS-SUB03-0914	SOIL	N	1,2,4-Trimethylbenzene	1.1 UJ	0.54	1.1	5.3	UG/KG

Table 3. Summary of Analytical Results for Open Burn Unit Samples, Kirtland Air Force Base, September 2014

Method	Sample ID	Matrix	QA/QC Type	Analyte	Result*	DL	LOD	LOQ	Units
SW8260B									
	OB-SS-SUB03-0914	SOIL	N	1,2-Dibromo-3-Chloropropane	1.1 UJ	0.93	1.1	11	UG/KG
	OB-SS-SUB03-0914	SOIL	N	1,2-Dibromoethane (EDB)	1.1 U	0.29	1.1	11	UG/KG
	OB-SS-SUB03-0914	SOIL	N	1,2-Dichlorobenzene	1.1 UJ	0.68	1.1	5.3	UG/KG
	OB-SS-SUB03-0914	SOIL	N	1,2-Dichloroethane	1.1 U	0.77	1.1	5.3	UG/KG
	OB-SS-SUB03-0914	SOIL	N	1,2-Dichloropropane	1.1 U	0.64	1.1	5.3	UG/KG
	OB-SS-SUB03-0914	SOIL	N	1,3,5-Trimethylbenzene	1.1 UJ	0.37	1.1	5.3	UG/KG
	OB-SS-SUB03-0914	SOIL	N	1,3-Dichlorobenzene	1.1 UJ	0.32	1.1	5.3	UG/KG
	OB-SS-SUB03-0914	SOIL	N	1,3-Dichloropropane	1.1 UJ	0.61	1.1	5.3	UG/KG
	OB-SS-SUB03-0914	SOIL	N	1,4-Dichlorobenzene	1.1 UJ	0.83	1.1	5.3	UG/KG
	OB-SS-SUB03-0914	SOIL	N	1,4-Dioxane	80 U	41	80	270	UG/KG
	OB-SS-SUB03-0914	SOIL	N	2,2-Dichloropropane	1.1 UJ	0.4	1.1	5.3	UG/KG
	OB-SS-SUB03-0914	SOIL	N	2-Butanone (MEK)	8.9 J	1.5	3.2	11	UG/KG
	OB-SS-SUB03-0914	SOIL	N	2-Chlorotoluene	1.1 UJ	0.66	1.1	5.3	UG/KG
	OB-SS-SUB03-0914	SOIL	N	2-Hexanone	1.1 U	0.79	1.1	11	UG/KG
	OB-SS-SUB03-0914	SOIL	N	4-Chlorotoluene	1.1 UJ	0.91	1.1	5.3	UG/KG
	OB-SS-SUB03-0914	SOIL	N	4-Methyl-2-pentanone (MIBK)	1.2 J	0.98	1.1	11	UG/KG
	OB-SS-SUB03-0914	SOIL	N	Acetone	69	1.5	3.2	21	UG/KG
	OB-SS-SUB03-0914	SOIL	N	Benzene	0.51 J	0.28	1.1	5.3	UG/KG
	OB-SS-SUB03-0914	SOIL	N	Bromobenzene	1.1 UJ	0.55	1.1	5.3	UG/KG
	OB-SS-SUB03-0914	SOIL	N	Bromochloromethane	1.1 U	1	1.1	5.3	UG/KG
	OB-SS-SUB03-0914	SOIL	N	Bromodichloromethane	1.1 U	0.56	1.1	5.3	UG/KG
	OB-SS-SUB03-0914	SOIL	N	Bromoform	1.1 U	0.42	1.1	5.3	UG/KG
	OB-SS-SUB03-0914	SOIL	N	Bromomethane	3.2 U	0.91	3.2	5.3	UG/KG

Table 3. Summary of Analytical Results for Open Burn Unit Samples, Kirtland Air Force Base, September 2014

Method	Sample ID	Matrix	QA/QC Type	Analyte	Result*	DL	LOD	LOQ	Units
SW8260B									
	OB-SS-SUB03-0914	SOIL	N	Carbon disulfide	1.1 U	0.52	1.1	11	UG/KG
	OB-SS-SUB03-0914	SOIL	N	Carbon tetrachloride	1.1 U	0.56	1.1	5.3	UG/KG
	OB-SS-SUB03-0914	SOIL	N	Chlorobenzene	1.1 U	0.31	1.1	5.3	UG/KG
	OB-SS-SUB03-0914	SOIL	N	Chloroethane	1.1 U	0.48	1.1	5.3	UG/KG
	OB-SS-SUB03-0914	SOIL	N	Chloroform	1.1 U	0.28	1.1	5.3	UG/KG
	OB-SS-SUB03-0914	SOIL	N	Chloromethane	1.1 U	0.53	1.1	5.3	UG/KG
	OB-SS-SUB03-0914	SOIL	N	cis-1,2-Dichloroethene	1.1 U	0.94	1.1	5.3	UG/KG
	OB-SS-SUB03-0914	SOIL	N	cis-1,3-Dichloropropene	1.1 U	0.68	1.1	5.3	UG/KG
	OB-SS-SUB03-0914	SOIL	N	Cyclohexane TIC	1.1 UN	1.1	1.1	11	UG/KG
	OB-SS-SUB03-0914	SOIL	N	Dibromochloromethane	0.53 U	0.22	0.53	5.3	UG/KG
	OB-SS-SUB03-0914	SOIL	N	Dibromomethane	1.1 UJ	0.62	1.1	5.3	UG/KG
	OB-SS-SUB03-0914	SOIL	N	Dichlorodifluoromethane	3.2 U	0.94	3.2	5.3	UG/KG
	OB-SS-SUB03-0914	SOIL	N	Ethylbenzene	1.1 U	0.36	1.1	5.3	UG/KG
	OB-SS-SUB03-0914	SOIL	N	Hexachlorobutadiene	1.1 UJ	0.35	1.1	5.3	UG/KG
	OB-SS-SUB03-0914	SOIL	N	Isopropylbenzene	1.1 U	0.55	1.1	5.3	UG/KG
	OB-SS-SUB03-0914	SOIL	N	Methyl Acetate TIC	1.1 UN	1.1	1.1	11	UG/KG
	OB-SS-SUB03-0914	SOIL	N	Methyl cyclohexane TIC	1.1 UN	1.1	1.1	11	UG/KG
	OB-SS-SUB03-0914	SOIL	N	Methyl tert-butyl ether	1.1 U	0.64	1.1	5.3	UG/KG
	OB-SS-SUB03-0914	SOIL	N	Methylene Chloride	1.1 U	0.89	1.1	5.3	UG/KG
	OB-SS-SUB03-0914	SOIL	N	m-Xylene & p-Xylene	1.1 U	0.86	1.1	5.3	UG/KG
	OB-SS-SUB03-0914	SOIL	N	Naphthalene	1.1 UJ	0.67	1.1	5.3	UG/KG
	OB-SS-SUB03-0914	SOIL	N	n-Butylbenzene	1.1 UJ	0.7	1.1	5.3	UG/KG
	OB-SS-SUB03-0914	SOIL	N	N-Propylbenzene	1.1 UJ	0.31	1.1	5.3	UG/KG

Table 3. Summary of Analytical Results for Open Burn Unit Samples, Kirtland Air Force Base, September 2014

Method	Sample ID	Matrix	QA/QC Type	Analyte	Result*	DL	LOD	LOQ	Units
SW8260B									
	OB-SS-SUB03-0914	SOIL	N	o-Xylene	0.53 U	0.35	0.53	5.3	UG/KG
	OB-SS-SUB03-0914	SOIL	N	p-Isopropyltoluene	1.1 UJ	0.67	1.1	5.3	UG/KG
	OB-SS-SUB03-0914	SOIL	N	sec-Butylbenzene	1.1 UJ	0.8	1.1	5.3	UG/KG
	OB-SS-SUB03-0914	SOIL	N	Styrene	1.1 U	0.33	1.1	5.3	UG/KG
	OB-SS-SUB03-0914	SOIL	N	tert-Butylbenzene	1.1 UJ	0.57	1.1	5.3	UG/KG
	OB-SS-SUB03-0914	SOIL	N	Tetrachloroethene	1.1 U	0.65	1.1	5.3	UG/KG
	OB-SS-SUB03-0914	SOIL	N	Toluene	1.1 U	0.65	1.1	5.3	UG/KG
	OB-SS-SUB03-0914	SOIL	N	trans-1,2-Dichloroethene	1.1 U	0.4	1.1	5.3	UG/KG
	OB-SS-SUB03-0914	SOIL	N	trans-1,3-Dichloropropene	1.1 U	0.8	1.1	5.3	UG/KG
	OB-SS-SUB03-0914	SOIL	N	Trichloroethene	1.1 U	0.64	1.1	5.3	UG/KG
	OB-SS-SUB03-0914	SOIL	N	Trichlorofluoromethane	1.1 U	0.36	1.1	5.3	UG/KG
	OB-SS-SUB03-0914	SOIL	N	Vinyl chloride	1.1 U	0.38	1.1	5.3	UG/KG
SW8270C									
	OB-SS-SUB01-0914	SOIL	N	1,2,4,5-Tetrachlorobenzene	180 U	28	180	350	UG/KG
	OB-SS-SUB01-0914	SOIL	N	1,2,4-Trichlorobenzene	180 U	89	180	350	UG/KG
	OB-SS-SUB01-0914	SOIL	N	1,2-Dichlorobenzene	180 U	81	180	350	UG/KG
	OB-SS-SUB01-0914	SOIL	N	1,3-Dichlorobenzene	180 U	84	180	350	UG/KG
	OB-SS-SUB01-0914	SOIL	N	1,4-Dichlorobenzene	180 U	83	180	350	UG/KG
	OB-SS-SUB01-0914	SOIL	N	2,4,5-Trichlorophenol	180 R	89	180	350	UG/KG
	OB-SS-SUB01-0914	SOIL	N	2,4,6-Trichlorophenol	180 R	90	180	350	UG/KG
	OB-SS-SUB01-0914	SOIL	N	2,4-Dichlorophenol	180 R	96	180	350	UG/KG
	OB-SS-SUB01-0914	SOIL	N	2,4-Dimethylphenol	180 R	180	180	540	UG/KG
	OB-SS-SUB01-0914	SOIL	N	2,4-Dinitrophenol	360 R	230	360	2100	UG/KG
	OB-SS-SUB01-0914	SOIL	N	2,4-Dinitrotoluene	180 U	96	180	350	UG/KG

Table 3. Summary of Analytical Results for Open Burn Unit Samples, Kirtland Air Force Base, September 2014

Method	Sample ID	Matrix	QA/QC Type	Analyte	Result*	DL	LOD	LOQ	Units
SW8270C									
	OB-SS-SUB01-0914	SOIL	N	2,6-Dichlorophenol	180 R	180	180	540	UG/KG
	OB-SS-SUB01-0914	SOIL	N	2,6-Dinitrotoluene	180 U	110	180	350	UG/KG
	OB-SS-SUB01-0914	SOIL	N	2-Chloronaphthalene	180 U	87	180	350	UG/KG
	OB-SS-SUB01-0914	SOIL	N	2-Chlorophenol	180 R	95	180	350	UG/KG
	OB-SS-SUB01-0914	SOIL	N	2-Methylnaphthalene	180 U	91	180	350	UG/KG
	OB-SS-SUB01-0914	SOIL	N	2-Methylphenol	180 R	62	180	350	UG/KG
	OB-SS-SUB01-0914	SOIL	N	2-Nitroaniline	360 U	90	360	1700	UG/KG
	OB-SS-SUB01-0914	SOIL	N	2-Nitrophenol	180 R	88	180	350	UG/KG
	OB-SS-SUB01-0914	SOIL	N	3,3'-Dichlorobenzidine	180 U	100	180	1700	UG/KG
	OB-SS-SUB01-0914	SOIL	N	3-Methylphenol & 4-Methylphenol	710 R	350	710	1100	UG/KG
	OB-SS-SUB01-0914	SOIL	N	3-Nitroaniline	180 U	180	180	1700	UG/KG
	OB-SS-SUB01-0914	SOIL	N	4,6-Dinitro-2-methylphenol	360 R	87	360	2100	UG/KG
	OB-SS-SUB01-0914	SOIL	N	4-Bromophenyl phenyl ether	180 U	91	180	350	UG/KG
	OB-SS-SUB01-0914	SOIL	N	4-Chloro-3-methylphenol	180 R	99	180	350	UG/KG
	OB-SS-SUB01-0914	SOIL	N	4-Chloroaniline	180 U	62	180	350	UG/KG
	OB-SS-SUB01-0914	SOIL	N	4-Chlorophenyl phenyl ether	180 U	100	180	350	UG/KG
	OB-SS-SUB01-0914	SOIL	N	4-Nitroaniline	180 U	95	180	1700	UG/KG
	OB-SS-SUB01-0914	SOIL	N	4-Nitrophenol	360 R	300	360	2100	UG/KG
	OB-SS-SUB01-0914	SOIL	N	Acenaphthene	180 U	89	180	350	UG/KG
	OB-SS-SUB01-0914	SOIL	N	Acenaphthylene	180 U	91	180	350	UG/KG
	OB-SS-SUB01-0914	SOIL	N	Acetophenone	180 U	27	180	350	UG/KG
	OB-SS-SUB01-0914	SOIL	N	Anthracene	180 U	92	180	350	UG/KG
	OB-SS-SUB01-0914	SOIL	N	Atrazine TIC	35 U	35	35	1700	UG/KG

Table 3. Summary of Analytical Results for Open Burn Unit Samples, Kirtland Air Force Base, September 2014

Method	Sample ID	Matrix	QA/QC Type	Analyte	Result*	DL	LOD	LOQ	Units
SW8270C									
	OB-SS-SUB01-0914	SOIL	N	Azobenzene	180 U	99	180	350	UG/KG
	OB-SS-SUB01-0914	SOIL	N	Benzaldehyde	350 U	110	350	350	UG/KG
	OB-SS-SUB01-0914	SOIL	N	Benzo[a]anthracene	180 U	99	180	350	UG/KG
	OB-SS-SUB01-0914	SOIL	N	Benzo[a]pyrene	180 U	100	180	350	UG/KG
	OB-SS-SUB01-0914	SOIL	N	Benzo[b]fluoranthene	180 U	100	180	350	UG/KG
	OB-SS-SUB01-0914	SOIL	N	Benzo[g,h,i]perylene	180 U	120	180	350	UG/KG
	OB-SS-SUB01-0914	SOIL	N	Benzo[k]fluoranthene	180 U	120	180	350	UG/KG
	OB-SS-SUB01-0914	SOIL	N	Benzoic acid	710 R	310	710	1700	UG/KG
	OB-SS-SUB01-0914	SOIL	N	Benzyl alcohol	180 U	180	180	550	UG/KG
	OB-SS-SUB01-0914	SOIL	N	bis (2-chloroisopropyl) ether	180 U	85	180	350	UG/KG
	OB-SS-SUB01-0914	SOIL	N	Bis(2-chloroethoxy)methane	180 U	95	180	350	UG/KG
	OB-SS-SUB01-0914	SOIL	N	Bis(2-chloroethyl)ether	180 U	87	180	350	UG/KG
	OB-SS-SUB01-0914	SOIL	N	Bis(2-ethylhexyl) phthalate	180 U	110	180	350	UG/KG
	OB-SS-SUB01-0914	SOIL	N	Butyl benzyl phthalate	180 U	100	180	350	UG/KG
	OB-SS-SUB01-0914	SOIL	N	Caprolactam TIC	35 U	35	35	1700	UG/KG
	OB-SS-SUB01-0914	SOIL	N	Carbazole	180 U	100	180	350	UG/KG
	OB-SS-SUB01-0914	SOIL	N	Chrysene	180 U	90	180	350	UG/KG
	OB-SS-SUB01-0914	SOIL	N	Dibenz(a,h)anthracene	180 U	110	180	350	UG/KG
	OB-SS-SUB01-0914	SOIL	N	Dibenzofuran	180 U	92	180	350	UG/KG
	OB-SS-SUB01-0914	SOIL	N	Diethyl phthalate	180 U	97	180	350	UG/KG
	OB-SS-SUB01-0914	SOIL	N	Dimethyl phthalate	180 U	93	180	350	UG/KG
	OB-SS-SUB01-0914	SOIL	N	Di-n-butyl phthalate	230 J	100	180	350	UG/KG
	OB-SS-SUB01-0914	SOIL	N	Di-n-octyl phthalate	180 U	100	180	350	UG/KG

Table 3. Summary of Analytical Results for Open Burn Unit Samples, Kirtland Air Force Base, September 2014

Method	Sample ID	Matrix	QA/QC Type	Analyte	Result*	DL	LOD	LOQ	Units
SW8270C									
	OB-SS-SUB01-0914	SOIL	N	Fluoranthene	180 U	100	180	350	UG/KG
	OB-SS-SUB01-0914	SOIL	N	Fluorene	180 U	99	180	350	UG/KG
	OB-SS-SUB01-0914	SOIL	N	Hexachlorobenzene	180 U	96	180	350	UG/KG
	OB-SS-SUB01-0914	SOIL	N	Hexachlorobutadiene	180 U	88	180	350	UG/KG
	OB-SS-SUB01-0914	SOIL	N	Hexachlorocyclopentadiene	350 U	67	350	1700	UG/KG
	OB-SS-SUB01-0914	SOIL	N	Hexachloroethane	180 U	87	180	350	UG/KG
	OB-SS-SUB01-0914	SOIL	N	Indeno[1,2,3-cd]pyrene	180 U	100	180	350	UG/KG
	OB-SS-SUB01-0914	SOIL	N	Isophorone	180 U	100	180	350	UG/KG
	OB-SS-SUB01-0914	SOIL	N	Naphthalene	180 U	88	180	350	UG/KG
	OB-SS-SUB01-0914	SOIL	N	Nitrobenzene	180 U	82	180	350	UG/KG
	OB-SS-SUB01-0914	SOIL	N	N-Nitrosodimethylamine	180 U	100	180	350	UG/KG
	OB-SS-SUB01-0914	SOIL	N	N-Nitrosodi-n-propylamine	180 U	90	180	350	UG/KG
	OB-SS-SUB01-0914	SOIL	N	N-Nitrosodiphenylamine	180 U	92	180	350	UG/KG
	OB-SS-SUB01-0914	SOIL	N	N-Nitrosopyrrolidine	540 U	180	540	540	UG/KG
	OB-SS-SUB01-0914	SOIL	N	Pentachlorophenol	180 R	55	180	1700	UG/KG
	OB-SS-SUB01-0914	SOIL	N	Phenanthrene	180 U	100	180	350	UG/KG
	OB-SS-SUB01-0914	SOIL	N	Phenol	180 R	89	180	350	UG/KG
	OB-SS-SUB01-0914	SOIL	N	Pyrene	180 U	100	180	350	UG/KG
	OB-SS-SUB01D-0914	SOIL	FD	1,2,4,5-Tetrachlorobenzene	180 U	29	180	360	UG/KG
	OB-SS-SUB01D-0914	SOIL	FD	1,2,4-Trichlorobenzene	180 U	92	180	360	UG/KG
	OB-SS-SUB01D-0914	SOIL	FD	1,2-Dichlorobenzene	180 U	83	180	360	UG/KG
	OB-SS-SUB01D-0914	SOIL	FD	1,3-Dichlorobenzene	180 U	86	180	360	UG/KG
	OB-SS-SUB01D-0914	SOIL	FD	1,4-Dichlorobenzene	180 U	85	180	360	UG/KG

Table 3. Summary of Analytical Results for Open Burn Unit Samples, Kirtland Air Force Base, September 2014

Method	Sample ID	Matrix	QA/QC Type	Analyte	Result*	DL	LOD	LOQ	Units
SW8270C									
	OB-SS-SUB01D-0914	SOIL	FD	2,4,5-Trichlorophenol	180 R	92	180	360	UG/KG
	OB-SS-SUB01D-0914	SOIL	FD	2,4,6-Trichlorophenol	180 R	93	180	360	UG/KG
	OB-SS-SUB01D-0914	SOIL	FD	2,4-Dichlorophenol	180 R	98	180	360	UG/KG
	OB-SS-SUB01D-0914	SOIL	FD	2,4-Dimethylphenol	180 R	180	180	550	UG/KG
	OB-SS-SUB01D-0914	SOIL	FD	2,4-Dinitrophenol	370 R	240	370	2200	UG/KG
	OB-SS-SUB01D-0914	SOIL	FD	2,4-Dinitrotoluene	180 U	98	180	360	UG/KG
	OB-SS-SUB01D-0914	SOIL	FD	2,6-Dichlorophenol	180 R	180	180	550	UG/KG
	OB-SS-SUB01D-0914	SOIL	FD	2,6-Dinitrotoluene	180 U	110	180	360	UG/KG
	OB-SS-SUB01D-0914	SOIL	FD	2-Chloronaphthalene	180 U	89	180	360	UG/KG
	OB-SS-SUB01D-0914	SOIL	FD	2-Chlorophenol	180 R	97	180	360	UG/KG
	OB-SS-SUB01D-0914	SOIL	FD	2-Methylnaphthalene	180 U	94	180	360	UG/KG
	OB-SS-SUB01D-0914	SOIL	FD	2-Methylphenol	180 R	64	180	360	UG/KG
	OB-SS-SUB01D-0914	SOIL	FD	2-Nitroaniline	370 U	93	370	1800	UG/KG
	OB-SS-SUB01D-0914	SOIL	FD	2-Nitrophenol	180 R	91	180	360	UG/KG
	OB-SS-SUB01D-0914	SOIL	FD	3,3'-Dichlorobenzidine	180 U	100	180	1800	UG/KG
	OB-SS-SUB01D-0914	SOIL	FD	3-Methylphenol & 4-Methylphenol	730 R	360	730	1100	UG/KG
	OB-SS-SUB01D-0914	SOIL	FD	3-Nitroaniline	180 U	180	180	1800	UG/KG
	OB-SS-SUB01D-0914	SOIL	FD	4,6-Dinitro-2-methylphenol	370 R	89	370	2200	UG/KG
	OB-SS-SUB01D-0914	SOIL	FD	4-Bromophenyl phenyl ether	180 U	94	180	360	UG/KG
	OB-SS-SUB01D-0914	SOIL	FD	4-Chloro-3-methylphenol	180 R	100	180	360	UG/KG
	OB-SS-SUB01D-0914	SOIL	FD	4-Chloroaniline	180 U	64	180	360	UG/KG
	OB-SS-SUB01D-0914	SOIL	FD	4-Chlorophenyl phenyl ether	180 U	100	180	360	UG/KG
	OB-SS-SUB01D-0914	SOIL	FD	4-Nitroaniline	180 U	97	180	1800	UG/KG

Table 3. Summary of Analytical Results for Open Burn Unit Samples, Kirtland Air Force Base, September 2014

Method	Sample ID	Matrix	QA/QC Type	Analyte	Result*	DL	LOD	LOQ	Units
SW8270C									
	OB-SS-SUB01D-0914	SOIL	FD	4-Nitrophenol	370 R	310	370	2200	UG/KG
	OB-SS-SUB01D-0914	SOIL	FD	Acenaphthene	180 U	92	180	360	UG/KG
	OB-SS-SUB01D-0914	SOIL	FD	Acenaphthylene	180 U	94	180	360	UG/KG
	OB-SS-SUB01D-0914	SOIL	FD	Acetophenone	180 U	28	180	360	UG/KG
	OB-SS-SUB01D-0914	SOIL	FD	Anthracene	180 U	95	180	360	UG/KG
	OB-SS-SUB01D-0914	SOIL	FD	Atrazine TIC	36 U	36	36	1800	UG/KG
	OB-SS-SUB01D-0914	SOIL	FD	Azobenzene	180 U	100	180	360	UG/KG
	OB-SS-SUB01D-0914	SOIL	FD	Benzaldehyde	360 U	110	360	360	UG/KG
	OB-SS-SUB01D-0914	SOIL	FD	Benzo[a]anthracene	180 U	100	180	360	UG/KG
	OB-SS-SUB01D-0914	SOIL	FD	Benzo[a]pyrene	180 U	100	180	360	UG/KG
	OB-SS-SUB01D-0914	SOIL	FD	Benzo[b]fluoranthene	180 U	100	180	360	UG/KG
	OB-SS-SUB01D-0914	SOIL	FD	Benzo[g,h,i]perylene	180 U	120	180	360	UG/KG
	OB-SS-SUB01D-0914	SOIL	FD	Benzo[k]fluoranthene	180 U	120	180	360	UG/KG
	OB-SS-SUB01D-0914	SOIL	FD	Benzoic acid	730 R	320	730	1800	UG/KG
	OB-SS-SUB01D-0914	SOIL	FD	Benzyl alcohol	180 U	190	180	560	UG/KG
	OB-SS-SUB01D-0914	SOIL	FD	bis (2-chloroisopropyl) ether	180 U	87	180	360	UG/KG
	OB-SS-SUB01D-0914	SOIL	FD	Bis(2-chloroethoxy)methane	180 U	97	180	360	UG/KG
	OB-SS-SUB01D-0914	SOIL	FD	Bis(2-chloroethyl)ether	180 U	89	180	360	UG/KG
	OB-SS-SUB01D-0914	SOIL	FD	Bis(2-ethylhexyl) phthalate	180 U	110	180	360	UG/KG
	OB-SS-SUB01D-0914	SOIL	FD	Butyl benzyl phthalate	180 U	100	180	360	UG/KG
	OB-SS-SUB01D-0914	SOIL	FD	Caprolactam TIC	36 U	36	36	1800	UG/KG
	OB-SS-SUB01D-0914	SOIL	FD	Carbazole	180 U	100	180	360	UG/KG
	OB-SS-SUB01D-0914	SOIL	FD	Chrysene	180 U	93	180	360	UG/KG

Table 3. Summary of Analytical Results for Open Burn Unit Samples, Kirtland Air Force Base, September 2014

Method	Sample ID	Matrix	QA/QC Type	Analyte	Result*	DL	LOD	LOQ	Units
SW8270C									
	OB-SS-SUB01D-0914	SOIL	FD	Dibenz(a,h)anthracene	180 U	110	180	360	UG/KG
	OB-SS-SUB01D-0914	SOIL	FD	Dibenzofuran	180 U	95	180	360	UG/KG
	OB-SS-SUB01D-0914	SOIL	FD	Diethyl phthalate	180 U	99	180	360	UG/KG
	OB-SS-SUB01D-0914	SOIL	FD	Dimethyl phthalate	180 U	96	180	360	UG/KG
	OB-SS-SUB01D-0914	SOIL	FD	Di-n-butyl phthalate	400	110	180	360	UG/KG
	OB-SS-SUB01D-0914	SOIL	FD	Di-n-octyl phthalate	180 U	110	180	360	UG/KG
	OB-SS-SUB01D-0914	SOIL	FD	Fluoranthene	180 U	100	180	360	UG/KG
	OB-SS-SUB01D-0914	SOIL	FD	Fluorene	180 U	100	180	360	UG/KG
	OB-SS-SUB01D-0914	SOIL	FD	Hexachlorobenzene	180 U	98	180	360	UG/KG
	OB-SS-SUB01D-0914	SOIL	FD	Hexachlorobutadiene	180 U	91	180	360	UG/KG
	OB-SS-SUB01D-0914	SOIL	FD	Hexachlorocyclopentadiene	360 U	68	360	1800	UG/KG
	OB-SS-SUB01D-0914	SOIL	FD	Hexachloroethane	180 U	89	180	360	UG/KG
	OB-SS-SUB01D-0914	SOIL	FD	Indeno[1,2,3-cd]pyrene	180 U	110	180	360	UG/KG
	OB-SS-SUB01D-0914	SOIL	FD	Isophorone	180 U	100	180	360	UG/KG
	OB-SS-SUB01D-0914	SOIL	FD	Naphthalene	180 U	91	180	360	UG/KG
	OB-SS-SUB01D-0914	SOIL	FD	Nitrobenzene	180 U	84	180	360	UG/KG
	OB-SS-SUB01D-0914	SOIL	FD	N-Nitrosodimethylamine	180 U	110	180	360	UG/KG
	OB-SS-SUB01D-0914	SOIL	FD	N-Nitrosodi-n-propylamine	180 U	93	180	360	UG/KG
	OB-SS-SUB01D-0914	SOIL	FD	N-Nitrosodiphenylamine	150 J	95	180	360	UG/KG
	OB-SS-SUB01D-0914	SOIL	FD	N-Nitrosopyrrolidine	550 U	180	550	550	UG/KG
	OB-SS-SUB01D-0914	SOIL	FD	Pentachlorophenol	180 R	56	180	1800	UG/KG
	OB-SS-SUB01D-0914	SOIL	FD	Phenanthrene	180 U	100	180	360	UG/KG
	OB-SS-SUB01D-0914	SOIL	FD	Phenol	180 R	92	180	360	UG/KG

Table 3. Summary of Analytical Results for Open Burn Unit Samples, Kirtland Air Force Base, September 2014

Method	Sample ID	Matrix	QA/QC Type	Analyte	Result*	DL	LOD	LOQ	Units
SW8270C									
	OB-SS-SUB01D-0914	SOIL	FD	Pyrene	180 U	100	180	360	UG/KG
	OB-SS-SUB02-0914	SOIL	N	1,2,4,5-Tetrachlorobenzene	180 U	28	180	350	UG/KG
	OB-SS-SUB02-0914	SOIL	N	1,2,4-Trichlorobenzene	180 U	88	180	350	UG/KG
	OB-SS-SUB02-0914	SOIL	N	1,2-Dichlorobenzene	180 U	79	180	350	UG/KG
	OB-SS-SUB02-0914	SOIL	N	1,3-Dichlorobenzene	180 U	83	180	350	UG/KG
	OB-SS-SUB02-0914	SOIL	N	1,4-Dichlorobenzene	180 U	81	180	350	UG/KG
	OB-SS-SUB02-0914	SOIL	N	2,4,5-Trichlorophenol	180 U	88	180	350	UG/KG
	OB-SS-SUB02-0914	SOIL	N	2,4,6-Trichlorophenol	180 U	89	180	350	UG/KG
	OB-SS-SUB02-0914	SOIL	N	2,4-Dichlorophenol	180 U	94	180	350	UG/KG
	OB-SS-SUB02-0914	SOIL	N	2,4-Dimethylphenol	180 U	180	180	530	UG/KG
	OB-SS-SUB02-0914	SOIL	N	2,4-Dinitrophenol	350 U	230	350	2100	UG/KG
	OB-SS-SUB02-0914	SOIL	N	2,4-Dinitrotoluene	180 U	94	180	350	UG/KG
	OB-SS-SUB02-0914	SOIL	N	2,6-Dichlorophenol	180 U	170	180	530	UG/KG
	OB-SS-SUB02-0914	SOIL	N	2,6-Dinitrotoluene	180 U	100	180	350	UG/KG
	OB-SS-SUB02-0914	SOIL	N	2-Chloronaphthalene	180 U	86	180	350	UG/KG
	OB-SS-SUB02-0914	SOIL	N	2-Chlorophenol	180 U	93	180	350	UG/KG
	OB-SS-SUB02-0914	SOIL	N	2-Methylnaphthalene	180 U	90	180	350	UG/KG
	OB-SS-SUB02-0914	SOIL	N	2-Methylphenol	180 U	61	180	350	UG/KG
	OB-SS-SUB02-0914	SOIL	N	2-Nitroaniline	350 U	89	350	1700	UG/KG
	OB-SS-SUB02-0914	SOIL	N	2-Nitrophenol	180 U	87	180	350	UG/KG
	OB-SS-SUB02-0914	SOIL	N	3,3'-Dichlorobenzidine	180 U	99	180	1700	UG/KG
	OB-SS-SUB02-0914	SOIL	N	3-Methylphenol & 4-Methylphenol	700 U	350	700	1100	UG/KG
	OB-SS-SUB02-0914	SOIL	N	3-Nitroaniline	180 U	180	180	1700	UG/KG

Table 3. Summary of Analytical Results for Open Burn Unit Samples, Kirtland Air Force Base, September 2014

Method	Sample ID	Matrix	QA/QC Type	Analyte	Result*	DL	LOD	LOQ	Units
SW8270C									
	OB-SS-SUB02-0914	SOIL	N	4,6-Dinitro-2-methylphenol	350 U	86	350	2100	UG/KG
	OB-SS-SUB02-0914	SOIL	N	4-Bromophenyl phenyl ether	180 U	90	180	350	UG/KG
	OB-SS-SUB02-0914	SOIL	N	4-Chloro-3-methylphenol	180 U	97	180	350	UG/KG
	OB-SS-SUB02-0914	SOIL	N	4-Chloroaniline	180 U	61	180	350	UG/KG
	OB-SS-SUB02-0914	SOIL	N	4-Chlorophenyl phenyl ether	180 U	98	180	350	UG/KG
	OB-SS-SUB02-0914	SOIL	N	4-Nitroaniline	180 U	93	180	1700	UG/KG
	OB-SS-SUB02-0914	SOIL	N	4-Nitrophenol	350 U	300	350	2100	UG/KG
	OB-SS-SUB02-0914	SOIL	N	Acenaphthene	180 U	88	180	350	UG/KG
	OB-SS-SUB02-0914	SOIL	N	Acenaphthylene	180 U	90	180	350	UG/KG
	OB-SS-SUB02-0914	SOIL	N	Acetophenone	180 U	26	180	350	UG/KG
	OB-SS-SUB02-0914	SOIL	N	Anthracene	180 U	91	180	350	UG/KG
	OB-SS-SUB02-0914	SOIL	N	Atrazine TIC	35 U	35	35	1700	UG/KG
	OB-SS-SUB02-0914	SOIL	N	Azobenzene	180 U	97	180	350	UG/KG
	OB-SS-SUB02-0914	SOIL	N	Benzaldehyde	350 U	110	350	350	UG/KG
	OB-SS-SUB02-0914	SOIL	N	Benzo[a]anthracene	180 U	97	180	350	UG/KG
	OB-SS-SUB02-0914	SOIL	N	Benzo[a]pyrene	180 U	99	180	350	UG/KG
	OB-SS-SUB02-0914	SOIL	N	Benzo[b]fluoranthene	180 U	100	180	350	UG/KG
	OB-SS-SUB02-0914	SOIL	N	Benzo[g,h,i]perylene	180 U	120	180	350	UG/KG
	OB-SS-SUB02-0914	SOIL	N	Benzo[k]fluoranthene	180 U	120	180	350	UG/KG
	OB-SS-SUB02-0914	SOIL	N	Benzoic acid	700 R	310	700	1700	UG/KG
	OB-SS-SUB02-0914	SOIL	N	Benzyl alcohol	180 U	180	180	540	UG/KG
	OB-SS-SUB02-0914	SOIL	N	bis (2-chloroisopropyl) ether	180 U	84	180	350	UG/KG
	OB-SS-SUB02-0914	SOIL	N	Bis(2-chloroethoxy)methane	180 U	93	180	350	UG/KG

Table 3. Summary of Analytical Results for Open Burn Unit Samples, Kirtland Air Force Base, September 2014

Method	Sample ID	Matrix	QA/QC Type	Analyte	Result*	DL	LOD	LOQ	Units
SW8270C									
	OB-SS-SUB02-0914	SOIL	N	Bis(2-chloroethyl)ether	180 U	86	180	350	UG/KG
	OB-SS-SUB02-0914	SOIL	N	Bis(2-ethylhexyl) phthalate	180 U	100	180	350	UG/KG
	OB-SS-SUB02-0914	SOIL	N	Butyl benzyl phthalate	180 U	100	180	350	UG/KG
	OB-SS-SUB02-0914	SOIL	N	Caprolactam TIC	35 U	35	35	1700	UG/KG
	OB-SS-SUB02-0914	SOIL	N	Carbazole	180 U	100	180	350	UG/KG
	OB-SS-SUB02-0914	SOIL	N	Chrysene	180 U	89	180	350	UG/KG
	OB-SS-SUB02-0914	SOIL	N	Dibenz(a,h)anthracene	180 U	110	180	350	UG/KG
	OB-SS-SUB02-0914	SOIL	N	Dibenzofuran	180 U	91	180	350	UG/KG
	OB-SS-SUB02-0914	SOIL	N	Diethyl phthalate	180 U	95	180	350	UG/KG
	OB-SS-SUB02-0914	SOIL	N	Dimethyl phthalate	180 U	92	180	350	UG/KG
	OB-SS-SUB02-0914	SOIL	N	Di-n-butyl phthalate	1100	100	180	350	UG/KG
	OB-SS-SUB02-0914	SOIL	N	Di-n-octyl phthalate	180 U	100	180	350	UG/KG
	OB-SS-SUB02-0914	SOIL	N	Fluoranthene	180 U	100	180	350	UG/KG
	OB-SS-SUB02-0914	SOIL	N	Fluorene	180 U	97	180	350	UG/KG
	OB-SS-SUB02-0914	SOIL	N	Hexachlorobenzene	180 U	94	180	350	UG/KG
	OB-SS-SUB02-0914	SOIL	N	Hexachlorobutadiene	180 U	87	180	350	UG/KG
	OB-SS-SUB02-0914	SOIL	N	Hexachlorocyclopentadiene	350 U	66	350	1700	UG/KG
	OB-SS-SUB02-0914	SOIL	N	Hexachloroethane	180 U	86	180	350	UG/KG
	OB-SS-SUB02-0914	SOIL	N	Indeno[1,2,3-cd]pyrene	180 U	100	180	350	UG/KG
	OB-SS-SUB02-0914	SOIL	N	Isophorone	180 U	98	180	350	UG/KG
	OB-SS-SUB02-0914	SOIL	N	Naphthalene	180 U	87	180	350	UG/KG
	OB-SS-SUB02-0914	SOIL	N	Nitrobenzene	180 U	80	180	350	UG/KG
	OB-SS-SUB02-0914	SOIL	N	N-Nitrosodimethylamine	180 U	100	180	350	UG/KG

Table 3. Summary of Analytical Results for Open Burn Unit Samples, Kirtland Air Force Base, September 2014

Method	Sample ID	Matrix	QA/QC Type	Analyte	Result*	DL	LOD	LOQ	Units
SW8270C									
	OB-SS-SUB02-0914	SOIL	N	N-Nitrosodi-n-propylamine	180 U	89	180	350	UG/KG
	OB-SS-SUB02-0914	SOIL	N	N-Nitrosodiphenylamine	170 J	91	180	350	UG/KG
	OB-SS-SUB02-0914	SOIL	N	N-Nitrosopyrrolidine	530 U	170	530	530	UG/KG
	OB-SS-SUB02-0914	SOIL	N	Pentachlorophenol	180 U	54	180	1700	UG/KG
	OB-SS-SUB02-0914	SOIL	N	Phenanthrene	180 U	99	180	350	UG/KG
	OB-SS-SUB02-0914	SOIL	N	Phenol	180 U	88	180	350	UG/KG
	OB-SS-SUB02-0914	SOIL	N	Pyrene	180 U	99	180	350	UG/KG
	OB-SS-SUB03-0914	SOIL	N	1,2,4,5-Tetrachlorobenzene	180 U	28	180	360	UG/KG
	OB-SS-SUB03-0914	SOIL	N	1,2,4-Trichlorobenzene	180 U	90	180	360	UG/KG
	OB-SS-SUB03-0914	SOIL	N	1,2-Dichlorobenzene	180 U	81	180	360	UG/KG
	OB-SS-SUB03-0914	SOIL	N	1,3-Dichlorobenzene	180 U	85	180	360	UG/KG
	OB-SS-SUB03-0914	SOIL	N	1,4-Dichlorobenzene	180 U	84	180	360	UG/KG
	OB-SS-SUB03-0914	SOIL	N	2,4,5-Trichlorophenol	180 U	90	180	360	UG/KG
	OB-SS-SUB03-0914	SOIL	N	2,4,6-Trichlorophenol	180 U	91	180	360	UG/KG
	OB-SS-SUB03-0914	SOIL	N	2,4-Dichlorophenol	180 U	97	180	360	UG/KG
	OB-SS-SUB03-0914	SOIL	N	2,4-Dimethylphenol	180 U	180	180	540	UG/KG
	OB-SS-SUB03-0914	SOIL	N	2,4-Dinitrophenol	360 U	230	360	2200	UG/KG
	OB-SS-SUB03-0914	SOIL	N	2,4-Dinitrotoluene	180 U	97	180	360	UG/KG
	OB-SS-SUB03-0914	SOIL	N	2,6-Dichlorophenol	180 U	180	180	540	UG/KG
	OB-SS-SUB03-0914	SOIL	N	2,6-Dinitrotoluene	180 U	110	180	360	UG/KG
	OB-SS-SUB03-0914	SOIL	N	2-Chloronaphthalene	180 U	88	180	360	UG/KG
	OB-SS-SUB03-0914	SOIL	N	2-Chlorophenol	180 U	96	180	360	UG/KG
	OB-SS-SUB03-0914	SOIL	N	2-Methylnaphthalene	180 U	92	180	360	UG/KG

Table 3. Summary of Analytical Results for Open Burn Unit Samples, Kirtland Air Force Base, September 2014

Method	Sample ID	Matrix	QA/QC Type	Analyte	Result*	DL	LOD	LOQ	Units
SW8270C									
	OB-SS-SUB03-0914	SOIL	N	2-Methylphenol	180 U	63	180	360	UG/KG
	OB-SS-SUB03-0914	SOIL	N	2-Nitroaniline	360 U	91	360	1700	UG/KG
	OB-SS-SUB03-0914	SOIL	N	2-Nitrophenol	180 U	89	180	360	UG/KG
	OB-SS-SUB03-0914	SOIL	N	3,3'-Dichlorobenzidine	180 U	100	180	1700	UG/KG
	OB-SS-SUB03-0914	SOIL	N	3-Methylphenol & 4-Methylphenol	720 U	360	720	1100	UG/KG
	OB-SS-SUB03-0914	SOIL	N	3-Nitroaniline	180 U	180	180	1700	UG/KG
	OB-SS-SUB03-0914	SOIL	N	4,6-Dinitro-2-methylphenol	360 U	88	360	2200	UG/KG
	OB-SS-SUB03-0914	SOIL	N	4-Bromophenyl phenyl ether	180 U	92	180	360	UG/KG
	OB-SS-SUB03-0914	SOIL	N	4-Chloro-3-methylphenol	180 U	100	180	360	UG/KG
	OB-SS-SUB03-0914	SOIL	N	4-Chloroaniline	180 U	63	180	360	UG/KG
	OB-SS-SUB03-0914	SOIL	N	4-Chlorophenyl phenyl ether	180 U	100	180	360	UG/KG
	OB-SS-SUB03-0914	SOIL	N	4-Nitroaniline	180 U	96	180	1700	UG/KG
	OB-SS-SUB03-0914	SOIL	N	4-Nitrophenol	360 U	300	360	2200	UG/KG
	OB-SS-SUB03-0914	SOIL	N	Acenaphthene	180 U	90	180	360	UG/KG
	OB-SS-SUB03-0914	SOIL	N	Acenaphthylene	180 U	92	180	360	UG/KG
	OB-SS-SUB03-0914	SOIL	N	Acetophenone	180 U	27	180	360	UG/KG
	OB-SS-SUB03-0914	SOIL	N	Anthracene	180 U	93	180	360	UG/KG
	OB-SS-SUB03-0914	SOIL	N	Atrazine TIC	36 U	36	36	1700	UG/KG
	OB-SS-SUB03-0914	SOIL	N	Azobenzene	180 U	100	180	360	UG/KG
	OB-SS-SUB03-0914	SOIL	N	Benzaldehyde	360 U	110	360	360	UG/KG
	OB-SS-SUB03-0914	SOIL	N	Benzo[a]anthracene	180 U	100	180	360	UG/KG
	OB-SS-SUB03-0914	SOIL	N	Benzo[a]pyrene	180 U	100	180	360	UG/KG
	OB-SS-SUB03-0914	SOIL	N	Benzo[b]fluoranthene	180 U	100	180	360	UG/KG

Table 3. Summary of Analytical Results for Open Burn Unit Samples, Kirtland Air Force Base, September 2014

Method	Sample ID	Matrix	QA/QC Type	Analyte	Result*	DL	LOD	LOQ	Units
SW8270C									
	OB-SS-SUB03-0914	SOIL	N	Benzo[g,h,i]perylene	180 U	120	180	360	UG/KG
	OB-SS-SUB03-0914	SOIL	N	Benzo[k]fluoranthene	180 U	120	180	360	UG/KG
	OB-SS-SUB03-0914	SOIL	N	Benzoic acid	720 U	310	720	1700	UG/KG
	OB-SS-SUB03-0914	SOIL	N	Benzyl alcohol	180 U	180	180	550	UG/KG
	OB-SS-SUB03-0914	SOIL	N	bis (2-chloroisopropyl) ether	180 U	86	180	360	UG/KG
	OB-SS-SUB03-0914	SOIL	N	Bis(2-chloroethoxy)methane	180 U	96	180	360	UG/KG
	OB-SS-SUB03-0914	SOIL	N	Bis(2-chloroethyl)ether	180 U	88	180	360	UG/KG
	OB-SS-SUB03-0914	SOIL	N	Bis(2-ethylhexyl) phthalate	190 J	110	180	360	UG/KG
	OB-SS-SUB03-0914	SOIL	N	Butyl benzyl phthalate	180 U	100	180	360	UG/KG
	OB-SS-SUB03-0914	SOIL	N	Caprolactam TIC	36 U	36	36	1700	UG/KG
	OB-SS-SUB03-0914	SOIL	N	Carbazole	180 U	100	180	360	UG/KG
	OB-SS-SUB03-0914	SOIL	N	Chrysene	180 U	91	180	360	UG/KG
	OB-SS-SUB03-0914	SOIL	N	Dibenz(a,h)anthracene	180 U	110	180	360	UG/KG
	OB-SS-SUB03-0914	SOIL	N	Dibenzofuran	180 U	93	180	360	UG/KG
	OB-SS-SUB03-0914	SOIL	N	Diethyl phthalate	180 U	98	180	360	UG/KG
	OB-SS-SUB03-0914	SOIL	N	Dimethyl phthalate	180 U	94	180	360	UG/KG
	OB-SS-SUB03-0914	SOIL	N	Di-n-butyl phthalate	1000	110	180	360	UG/KG
	OB-SS-SUB03-0914	SOIL	N	Di-n-octyl phthalate	180 U	110	180	360	UG/KG
	OB-SS-SUB03-0914	SOIL	N	Fluoranthene	180 U	100	180	360	UG/KG
	OB-SS-SUB03-0914	SOIL	N	Fluorene	180 U	100	180	360	UG/KG
	OB-SS-SUB03-0914	SOIL	N	Hexachlorobenzene	180 U	97	180	360	UG/KG
	OB-SS-SUB03-0914	SOIL	N	Hexachlorobutadiene	180 U	89	180	360	UG/KG
	OB-SS-SUB03-0914	SOIL	N	Hexachlorocyclopentadiene	360 U	67	360	1700	UG/KG

Table 3. Summary of Analytical Results for Open Burn Unit Samples, Kirtland Air Force Base, September 2014

Method	Sample ID	Matrix	QA/QC Type	Analyte	Result*	DL	LOD	LOQ	Units
SW8270C									
	OB-SS-SUB03-0914	SOIL	N	Hexachloroethane	180 U	88	180	360	UG/KG
	OB-SS-SUB03-0914	SOIL	N	Indeno[1,2,3-cd]pyrene	180 U	100	180	360	UG/KG
	OB-SS-SUB03-0914	SOIL	N	Isophorone	180 U	100	180	360	UG/KG
	OB-SS-SUB03-0914	SOIL	N	Naphthalene	180 U	89	180	360	UG/KG
	OB-SS-SUB03-0914	SOIL	N	Nitrobenzene	180 U	82	180	360	UG/KG
	OB-SS-SUB03-0914	SOIL	N	N-Nitrosodimethylamine	180 U	100	180	360	UG/KG
	OB-SS-SUB03-0914	SOIL	N	N-Nitrosodi-n-propylamine	180 U	91	180	360	UG/KG
	OB-SS-SUB03-0914	SOIL	N	N-Nitrosodiphenylamine	180 J	93	180	360	UG/KG
	OB-SS-SUB03-0914	SOIL	N	N-Nitrosopyrrolidine	540 U	180	540	540	UG/KG
	OB-SS-SUB03-0914	SOIL	N	Pentachlorophenol	180 U	55	180	1700	UG/KG
	OB-SS-SUB03-0914	SOIL	N	Phenanthrene	180 U	100	180	360	UG/KG
	OB-SS-SUB03-0914	SOIL	N	Phenol	180 U	90	180	360	UG/KG
	OB-SS-SUB03-0914	SOIL	N	Pyrene	180 U	100	180	360	UG/KG
SW8330B									
	OB-SS-SUB01-0914	SOIL	N	1,3,5-Trinitrobenzene	0.05 U	0.01	0.05	0.25	MG/KG
	OB-SS-SUB01-0914	SOIL	N	1,3-Dinitrobenzene	0.05 U	0.0042	0.05	0.25	MG/KG
	OB-SS-SUB01-0914	SOIL	N	2,4,6-Trinitrotoluene	0.05 U	0.019	0.05	0.25	MG/KG
	OB-SS-SUB01-0914	SOIL	N	2,4-Dinitrotoluene	0.0081 J	0.0053	0.05	0.25	MG/KG
	OB-SS-SUB01-0914	SOIL	N	2,6-Dinitrotoluene	0.05 U	0.0073	0.05	0.25	MG/KG
	OB-SS-SUB01-0914	SOIL	N	2-Amino-4,6-dinitrotoluene	0.05 U	0.013	0.05	0.25	MG/KG
	OB-SS-SUB01-0914	SOIL	N	2-Nitrotoluene	0.05 U	0.013	0.05	0.25	MG/KG
	OB-SS-SUB01-0914	SOIL	N	3-Nitrotoluene	0.05 U	0.016	0.05	0.25	MG/KG
	OB-SS-SUB01-0914	SOIL	N	4-Amino-2,6-dinitrotoluene	0.05 U	0.01	0.05	0.25	MG/KG
	OB-SS-SUB01-0914	SOIL	N	4-Nitrotoluene	0.05 U	0.018	0.05	0.25	MG/KG

Table 3. Summary of Analytical Results for Open Burn Unit Samples, Kirtland Air Force Base, September 2014

Method	Sample ID	Matrix	QA/QC Type	Analyte	Result*	DL	LOD	LOQ	Units
SW8330B									
	OB-SS-SUB01-0914	SOIL	N	HMX	0.031 J	0.012	0.05	0.25	MG/KG
	OB-SS-SUB01-0914	SOIL	N	Nitrobenzene	0.05 U	0.018	0.05	0.25	MG/KG
	OB-SS-SUB01-0914	SOIL	N	Nitroglycerin	1.4	0.015	0.25	0.5	MG/KG
	OB-SS-SUB01-0914	SOIL	N	PETN	0.25 U	0.025	0.25	0.5	MG/KG
	OB-SS-SUB01-0914	SOIL	N	RDX	0.05 U	0.012	0.05	0.25	MG/KG
	OB-SS-SUB01-0914	SOIL	N	Tetryl	0.05 U	0.01	0.05	0.25	MG/KG
	OB-SS-SUB01D-0914	SOIL	FD	1,3,5-Trinitrobenzene	0.05 U	0.01	0.05	0.25	MG/KG
	OB-SS-SUB01D-0914	SOIL	FD	1,3-Dinitrobenzene	0.05 U	0.0042	0.05	0.25	MG/KG
	OB-SS-SUB01D-0914	SOIL	FD	2,4,6-Trinitrotoluene	0.05 U	0.019	0.05	0.25	MG/KG
	OB-SS-SUB01D-0914	SOIL	FD	2,4-Dinitrotoluene	0.05 U	0.0053	0.05	0.25	MG/KG
	OB-SS-SUB01D-0914	SOIL	FD	2,6-Dinitrotoluene	0.05 U	0.0073	0.05	0.25	MG/KG
	OB-SS-SUB01D-0914	SOIL	FD	2-Amino-4,6-dinitrotoluene	0.05 U	0.013	0.05	0.25	MG/KG
	OB-SS-SUB01D-0914	SOIL	FD	2-Nitrotoluene	0.05 U	0.013	0.05	0.25	MG/KG
	OB-SS-SUB01D-0914	SOIL	FD	3-Nitrotoluene	0.05 U	0.016	0.05	0.25	MG/KG
	OB-SS-SUB01D-0914	SOIL	FD	4-Amino-2,6-dinitrotoluene	0.05 U	0.01	0.05	0.25	MG/KG
	OB-SS-SUB01D-0914	SOIL	FD	4-Nitrotoluene	0.05 U	0.018	0.05	0.25	MG/KG
	OB-SS-SUB01D-0914	SOIL	FD	HMX	0.039 J	0.012	0.05	0.25	MG/KG
	OB-SS-SUB01D-0914	SOIL	FD	Nitrobenzene	0.05 U	0.018	0.05	0.25	MG/KG
	OB-SS-SUB01D-0914	SOIL	FD	Nitroglycerin	2.1	0.015	0.25	0.5	MG/KG
	OB-SS-SUB01D-0914	SOIL	FD	PETN	0.25 U	0.025	0.25	0.5	MG/KG
	OB-SS-SUB01D-0914	SOIL	FD	RDX	0.05 U	0.012	0.05	0.25	MG/KG
	OB-SS-SUB01D-0914	SOIL	FD	Tetryl	0.05 U	0.01	0.05	0.25	MG/KG
	OB-SS-SUB02-0914	SOIL	N	1,3,5-Trinitrobenzene	0.05 U	0.01	0.05	0.25	MG/KG

Table 3. Summary of Analytical Results for Open Burn Unit Samples, Kirtland Air Force Base, September 2014

Method	Sample ID	Matrix	QA/QC Type	Analyte	Result*	DL	LOD	LOQ	Units
SW8330B									
	OB-SS-SUB02-0914	SOIL	N	1,3-Dinitrobenzene	0.05 U	0.0042	0.05	0.25	MG/KG
	OB-SS-SUB02-0914	SOIL	N	2,4,6-Trinitrotoluene	0.05 U	0.019	0.05	0.25	MG/KG
	OB-SS-SUB02-0914	SOIL	N	2,4-Dinitrotoluene	0.038 J	0.0053	0.05	0.25	MG/KG
	OB-SS-SUB02-0914	SOIL	N	2,6-Dinitrotoluene	0.05 U	0.0073	0.05	0.25	MG/KG
	OB-SS-SUB02-0914	SOIL	N	2-Amino-4,6-dinitrotoluene	0.05 U	0.012	0.05	0.25	MG/KG
	OB-SS-SUB02-0914	SOIL	N	2-Nitrotoluene	0.05 U	0.013	0.05	0.25	MG/KG
	OB-SS-SUB02-0914	SOIL	N	3-Nitrotoluene	0.05 U	0.015	0.05	0.25	MG/KG
	OB-SS-SUB02-0914	SOIL	N	4-Amino-2,6-dinitrotoluene	0.05 U	0.01	0.05	0.25	MG/KG
	OB-SS-SUB02-0914	SOIL	N	4-Nitrotoluene	0.05 U	0.018	0.05	0.25	MG/KG
	OB-SS-SUB02-0914	SOIL	N	HMX	0.079 J	0.012	0.05	0.25	MG/KG
	OB-SS-SUB02-0914	SOIL	N	Nitrobenzene	0.05 U	0.018	0.05	0.25	MG/KG
	OB-SS-SUB02-0914	SOIL	N	Nitroglycerin	4.4	0.03	0.5	1	MG/KG
	OB-SS-SUB02-0914	SOIL	N	PETN	0.25 U	0.025	0.25	0.5	MG/KG
	OB-SS-SUB02-0914	SOIL	N	RDX	0.024 J	0.012	0.05	0.25	MG/KG
	OB-SS-SUB02-0914	SOIL	N	Tetryl	0.05 U	0.01	0.05	0.25	MG/KG
	OB-SS-SUB03-0914	SOIL	N	1,3,5-Trinitrobenzene	0.05 U	0.01	0.05	0.25	MG/KG
	OB-SS-SUB03-0914	SOIL	N	1,3-Dinitrobenzene	0.05 U	0.0042	0.05	0.25	MG/KG
	OB-SS-SUB03-0914	SOIL	N	2,4,6-Trinitrotoluene	0.05 U	0.019	0.05	0.25	MG/KG
	OB-SS-SUB03-0914	SOIL	N	2,4-Dinitrotoluene	0.012 J	0.0053	0.05	0.25	MG/KG
	OB-SS-SUB03-0914	SOIL	N	2,6-Dinitrotoluene	0.05 U	0.0073	0.05	0.25	MG/KG
	OB-SS-SUB03-0914	SOIL	N	2-Amino-4,6-dinitrotoluene	0.05 U	0.012	0.05	0.25	MG/KG
	OB-SS-SUB03-0914	SOIL	N	2-Nitrotoluene	0.05 U	0.013	0.05	0.25	MG/KG
	OB-SS-SUB03-0914	SOIL	N	3-Nitrotoluene	0.05 U	0.015	0.05	0.25	MG/KG

Table 3. Summary of Analytical Results for Open Burn Unit Samples, Kirtland Air Force Base, September 2014

Method	Sample ID	Matrix	QA/QC Type	Analyte	Result*	DL	LOD	LOQ	Units
SW8330B									
	OB-SS-SUB03-0914	SOIL	N	4-Amino-2,6-dinitrotoluene	0.05 U	0.01	0.05	0.25	MG/KG
	OB-SS-SUB03-0914	SOIL	N	4-Nitrotoluene	0.05 U	0.018	0.05	0.25	MG/KG
	OB-SS-SUB03-0914	SOIL	N	HMX	0.035 J	0.012	0.05	0.25	MG/KG
	OB-SS-SUB03-0914	SOIL	N	Nitrobenzene	0.05 U	0.018	0.05	0.25	MG/KG
	OB-SS-SUB03-0914	SOIL	N	Nitroglycerin	2	0.015	0.25	0.5	MG/KG
	OB-SS-SUB03-0914	SOIL	N	PETN	0.25 U	0.025	0.25	0.5	MG/KG
	OB-SS-SUB03-0914	SOIL	N	RDX	0.14 J	0.012	0.05	0.25	MG/KG
	OB-SS-SUB03-0914	SOIL	N	Tetryl	0.05 U	0.01	0.05	0.25	MG/KG

QA/QC Type

N = Normal Environmental Sample
FD = Field Duplicate

* The most severe flag for each analyte becomes the final validation flag

Qualifier Description:

J = The analyte was positively identified, the quantitation is an estimate.
U = The analyte was analyzed for, but not detected. The associated numerical value is at or below the Limit of Detection (LOD).
UJ = The analyte was analyzed for, but not detected. The associated numerical value is at or below the Limit of Detection (LOD) and the quantitation is an estimate.

Table 4. Holding Times for Open Burn Unit Samples, Kirtland Air Force Base, September 2014

Method	Sample ID	Matrix	QA/QC Type	Holding time - Type*	Sample Date	Extract Date	Analysis Date
EPA 7580	OB-SS-SUB01-0914	SOIL	N	15 Days - A	9/8/2014	9/22/2014	9/23/2014
	OB-SS-SUB01D-0914	SOIL	FD	15 Days - A	9/8/2014	9/22/2014	9/23/2014
	OB-SS-SUB02-0914	SOIL	N	15 Days - A	9/8/2014	9/22/2014	9/23/2014
	OB-SS-SUB03-0914	SOIL	N	15 Days - A	9/8/2014	9/22/2014	9/23/2014
SW6020	OB-SS-SUB01-0914	SOIL	N	21 Days - A	9/8/2014	9/23/2014	9/29/2014
	OB-SS-SUB01D-0914	SOIL	FD	21 Days - A	9/8/2014	9/23/2014	9/29/2014
	OB-SS-SUB02-0914	SOIL	N	21 Days - A	9/8/2014	9/23/2014	9/29/2014
	OB-SS-SUB03-0914	SOIL	N	21 Days - A	9/8/2014	9/23/2014	9/29/2014
SW6850	OB-SS-SUB01-0914	SOIL	N	12 Days - A	9/8/2014	9/12/2014	9/20/2014
	OB-SS-SUB01D-0914	SOIL	FD	12 Days - A	9/8/2014	9/12/2014	9/20/2014
	OB-SS-SUB02-0914	SOIL	N	12 Days - A	9/8/2014	9/12/2014	9/20/2014
	OB-SS-SUB03-0914	SOIL	N	12 Days - A	9/8/2014	9/12/2014	9/20/2014
SW7471	OB-SS-SUB01-0914	SOIL	N	8 Days - A	9/8/2014	9/16/2014	9/16/2014
	OB-SS-SUB01D-0914	SOIL	FD	8 Days - A	9/8/2014	9/16/2014	9/16/2014
	OB-SS-SUB02-0914	SOIL	N	8 Days - A	9/8/2014	9/16/2014	9/16/2014
	OB-SS-SUB03-0914	SOIL	N	8 Days - A	9/8/2014	9/16/2014	9/16/2014
SW8260B	OB-SS-SUB01-0914	SOIL	N	1 Days - E	9/8/2014	9/9/2014	9/10/2014
	OB-SS-SUB01-0914	SOIL	N	1 Days - E	9/8/2014	9/9/2014	9/11/2014
	OB-SS-SUB01D-0914	SOIL	FD	1 Days - E	9/8/2014	9/9/2014	9/10/2014
	OB-SS-SUB01D-0914	SOIL	FD	1 Days - E	9/8/2014	9/9/2014	9/11/2014
	OB-SS-SUB02-0914	SOIL	N	1 Days - E	9/8/2014	9/9/2014	9/10/2014
	OB-SS-SUB02-0914	SOIL	N	1 Days - E	9/8/2014	9/9/2014	9/11/2014
	OB-SS-SUB03-0914	SOIL	N	1 Days - E	9/8/2014	9/9/2014	9/11/2014
	OB-SS-SUB03-0914	SOIL	N	1 Days - E	9/8/2014	9/9/2014	9/10/2014
SW8270C	OB-SS-SUB01-0914	SOIL	N	4 Days - E	9/8/2014	9/12/2014	9/17/2014
	OB-SS-SUB01-0914	SOIL	N	17 Days - E	9/8/2014	9/25/2014	9/26/2014
	OB-SS-SUB01D-0914	SOIL	FD	4 Days - E	9/8/2014	9/12/2014	9/17/2014
	OB-SS-SUB01D-0914	SOIL	FD	17 Days - E	9/8/2014	9/25/2014	9/26/2014
	OB-SS-SUB02-0914	SOIL	N	4 Days - E	9/8/2014	9/12/2014	9/17/2014
	OB-SS-SUB03-0914	SOIL	N	4 Days - E	9/8/2014	9/12/2014	9/17/2014
SW8290	OB-SS-SUB01-0914	SOIL	N	1 Days - E	9/8/2014	9/9/2014	9/16/2014
	OB-SS-SUB01-0914	SOIL	N	1 Days - E	9/8/2014	9/9/2014	9/16/2014
	OB-SS-SUB01D-0914	SOIL	FD	1 Days - E	9/8/2014	9/9/2014	9/17/2014
	OB-SS-SUB01D-0914	SOIL	FD	1 Days - E	9/8/2014	9/9/2014	9/16/2014
	OB-SS-SUB02-0914	SOIL	N	1 Days - E	9/8/2014	9/9/2014	9/12/2014
	OB-SS-SUB02-0914	SOIL	N	1 Days - E	9/8/2014	9/9/2014	9/17/2014
	OB-SS-SUB03-0914	SOIL	N	1 Days - E	9/8/2014	9/9/2014	9/16/2014
	OB-SS-SUB03-0914	SOIL	N	1 Days - E	9/8/2014	9/9/2014	9/17/2014
SW8330B	OB-SS-SUB01-0914	SOIL	N	9 Days - E	9/8/2014	9/17/2014	9/19/2014

Table 4. Holding Times for Open Burn Unit Samples, Kirtland Air Force Base, September 2014

Method	Sample ID	Matrix	QA/QC Type	Holding time - Type*	Sample Date	Extract Date	Analysis Date
SW8330B	OB-SS-SUB01D-0914	SOIL	FD	9 Days - E	9/8/2014	9/17/2014	9/19/2014
	OB-SS-SUB02-0914	SOIL	N	9 Days - E	9/8/2014	9/17/2014	9/19/2014
	OB-SS-SUB02-0914	SOIL	N	9 Days - E	9/8/2014	9/17/2014	9/19/2014
	OB-SS-SUB02-0914	SOIL	N	9 Days - E	9/8/2014	9/17/2014	9/29/2014
	OB-SS-SUB03-0914	SOIL	N	9 Days - E	9/8/2014	9/17/2014	9/19/2014

* Holding Time - Type 'A' = Analysis holding time, 'E' = Extraction holding time

QA/QC Type

N = Normal Environmental Sample
FD = Field Duplicate

Table 5. Trip and Method Blank Data Summary for Open Burn Unit Samples, Kirtland Air Force Base, September 2014

Method	Blank ID	Matrix	Blank Type*	SDG	Analyte	Analysis Date	Result	DL	LOD	LOQ	Flag	Units
EPA 7580												
	413162	SOIL	LB	320-9280-1	White Phosphorus	9/23/2014	0.5	0.15	0.5	1	U	UG/KG
SW6020												
	MB 320-52942/1-A	SOIL	LB	320-9280-1	Antimony	9/29/2014	0.4	0.2	0.4	0.6	U	MG/KG
	MB 320-52942/1-A		LB	320-9280-1	Arsenic	9/29/2014	0.3	0.15	0.3	0.5	U	MG/KG
	MB 320-52942/1-A		LB	320-9280-1	Barium	9/29/2014	0.2	0.1	0.2	0.3	U	MG/KG
	MB 320-52942/1-A		LB	320-9280-1	Beryllium	9/29/2014	0.05	0.02	0.05	0.1	U	MG/KG
	MB 320-52942/1-A		LB	320-9280-1	Cadmium	9/29/2014	0.1	0.05	0.1	0.15	U	MG/KG
	MB 320-52942/1-A		LB	320-9280-1	Chromium	9/29/2014	0.5	0.2	0.5	0.6	U	MG/KG
	MB 320-52942/1-A		LB	320-9280-1	Cobalt	9/29/2014	0.2	0.1	0.2	0.3	U	MG/KG
	MB 320-52942/1-A		LB	320-9280-1	Copper	9/29/2014	0.3	0.15	0.3	0.5	U	MG/KG
	MB 320-52942/1-A		LB	320-9280-1	Lead	9/29/2014	0.1	0.06	0.1	0.2	U	MG/KG
	MB 320-52942/1-A		LB	320-9280-1	Nickel	9/29/2014	0.2	0.1	0.2	0.3	U	MG/KG
	MB 320-52942/1-A		LB	320-9280-1	Selenium	9/29/2014	0.2	0.1	0.2	0.3	U	MG/KG
	MB 320-52942/1-A		LB	320-9280-1	Silver	9/29/2014	0.05	0.03	0.05	0.1	U	MG/KG
	MB 320-52942/1-A		LB	320-9280-1	Thallium	9/29/2014	0.1	0.05	0.1	0.15	U	MG/KG

Table 5. Trip and Method Blank Data Summary for Open Burn Unit Samples, Kirtland Air Force Base, September 2014

Method	Blank ID	Matrix	Blank Type*	SDG	Analyte	Analysis Date	Result	DL	LOD	LOQ	Flag	Units
SW6020												
	MB 320-52942/1-A	SOIL	LB	320-9280-1	Tin	9/29/2014	5	2	5	10	U	MG/KG
	MB 320-52942/1-A		LB	320-9280-1	Vanadium	9/29/2014	1	0.6	1	2	U	MG/KG
	MB 320-52942/1-A		LB	320-9280-1	Zinc	9/29/2014	1	0.6	1	2	U	MG/KG
SW6850												
	MB 320-52207/1-A	SOIL	LB	320-9280-1	Perchlorate	9/17/2014	0.4	0.15	0.4	5	U	UG/KG
SW7471												
	MB 320-52405/11-A	SOIL	LB	320-9280-1	Mercury	9/16/2014	0.016	0.0084	0.016	0.039	U	MG/KG
SW8260B												
	MB 320-51990/13	SOIL	LB	320-9280-1	1,1,1,2-Tetrachloroethane	9/10/2014	1	0.41	1	5	U	UG/KG
	MB 320-51990/13		LB	320-9280-1	1,1,1-Trichloroethane	9/10/2014	1	0.36	1	5	U	UG/KG
	MB 320-51990/13		LB	320-9280-1	1,1,2,2-Tetrachloroethane	9/10/2014	1	0.68	1	5	U	UG/KG
	MB 320-51990/13		LB	320-9280-1	1,1,2-Trichloro-1,2,2-trifluoroethane	9/10/2014	1	0.83	1	10	U	UG/KG
	MB 320-51990/13		LB	320-9280-1	1,1,2-Trichloroethane	9/10/2014	1	0.44	1	5	U	UG/KG
	MB 320-51990/13		LB	320-9280-1	1,1-Dichloroethane	9/10/2014	1	0.29	1	5	U	UG/KG
	MB 320-51990/13		LB	320-9280-1	1,1-Dichloroethene	9/10/2014	0.5	0.26	0.5	5	U	UG/KG
	MB 320-51990/13		LB	320-9280-1	1,1-Dichloropropene	9/10/2014	1	0.37	1	5	U	UG/KG

Table 5. Trip and Method Blank Data Summary for Open Burn Unit Samples, Kirtland Air Force Base, September 2014

Method	Blank ID	Matrix	Blank Type*	SDG	Analyte	Analysis Date	Result	DL	LOD	LOQ	Flag	Units
SW8260B												
	MB 320-51990/13	SOIL	LB	320-9280-1	1,2,3-Trichlorobenzene	9/10/2014	1	0.75	1	5	U	UG/KG
	MB 320-51990/13		LB	320-9280-1	1,2,3-Trichloropropane	9/10/2014	1	0.76	1	5	U	UG/KG
	MB 320-51990/13		LB	320-9280-1	1,2,4-Trichlorobenzene	9/10/2014	1	0.75	1	5	U	UG/KG
	MB 320-51990/13		LB	320-9280-1	1,2,4-Trimethylbenzene	9/10/2014	1	0.51	1	5	U	UG/KG
	MB 320-51990/13		LB	320-9280-1	1,2-Dibromo-3-Chloropropane	9/10/2014	1	0.88	1	10	U	UG/KG
	MB 320-51990/13		LB	320-9280-1	1,2-Dibromoethane (EDB)	9/10/2014	1	0.27	1	10	U	UG/KG
	MB 320-51990/13		LB	320-9280-1	1,2-Dichlorobenzene	9/10/2014	1	0.64	1	5	U	UG/KG
	MB 320-51990/13		LB	320-9280-1	1,2-Dichloroethane	9/10/2014	1	0.73	1	5	U	UG/KG
	MB 320-51990/13		LB	320-9280-1	1,2-Dichloropropane	9/10/2014	1	0.6	1	5	U	UG/KG
	MB 320-51990/13		LB	320-9280-1	1,3,5-Trimethylbenzene	9/10/2014	1	0.35	1	5	U	UG/KG
	MB 320-51990/13		LB	320-9280-1	1,3-Dichlorobenzene	9/10/2014	1	0.3	1	5	U	UG/KG
	MB 320-51990/13		LB	320-9280-1	1,3-Dichloropropane	9/10/2014	1	0.57	1	5	U	UG/KG
	MB 320-51990/13		LB	320-9280-1	1,4-Dichlorobenzene	9/10/2014	1	0.78	1	5	U	UG/KG
	MB 320-51990/13		LB	320-9280-1	1,4-Dioxane	9/10/2014	75	39	75	250	U	UG/KG

Table 5. Trip and Method Blank Data Summary for Open Burn Unit Samples, Kirtland Air Force Base, September 2014

Method	Blank ID	Matrix	Blank Type*	SDG	Analyte	Analysis Date	Result	DL	LOD	LOQ	Flag	Units
SW8260B												
	MB 320-51990/13	SOIL	LB	320-9280-1	2,2-Dichloropropane	9/10/2014	1	0.38	1	5	U	UG/KG
	MB 320-51990/13		LB	320-9280-1	2-Butanone (MEK)	9/10/2014	3	1.4	3	10	U	UG/KG
	MB 320-51990/13		LB	320-9280-1	2-Chlorotoluene	9/10/2014	1	0.62	1	5	U	UG/KG
	MB 320-51990/13		LB	320-9280-1	2-Hexanone	9/10/2014	1	0.74	1	10	U	UG/KG
	MB 320-51990/13		LB	320-9280-1	4-Chlorotoluene	9/10/2014	1	0.86	1	5	U	UG/KG
	MB 320-51990/13		LB	320-9280-1	4-Methyl-2-pentanone (MIBK)	9/10/2014	1	0.92	1	10	U	UG/KG
	MB 320-51990/13		LB	320-9280-1	Acetone	9/10/2014	3	1.4	3	20	U	UG/KG
	MB 320-51990/13		LB	320-9280-1	Benzene	9/10/2014	1	0.26	1	5	U	UG/KG
	MB 320-51990/13		LB	320-9280-1	Bromobenzene	9/10/2014	1	0.52	1	5	U	UG/KG
	MB 320-51990/13		LB	320-9280-1	Bromochloromethane	9/10/2014	1	0.94	1	5	U	UG/KG
	MB 320-51990/13		LB	320-9280-1	Bromodichloromethane	9/10/2014	1	0.53	1	5	U	UG/KG
	MB 320-51990/13		LB	320-9280-1	Bromoform	9/10/2014	1	0.4	1	5	U	UG/KG
	MB 320-51990/13		LB	320-9280-1	Bromomethane	9/10/2014	3	0.86	3	5	U	UG/KG
	MB 320-51990/13		LB	320-9280-1	Carbon disulfide	9/10/2014	1	0.49	1	10	U	UG/KG

Table 5. Trip and Method Blank Data Summary for Open Burn Unit Samples, Kirtland Air Force Base, September 2014

Method	Blank ID	Matrix	Blank Type*	SDG	Analyte	Analysis Date	Result	DL	LOD	LOQ	Flag	Units
SW8260B												
	MB 320-51990/13	SOIL	LB	320-9280-1	Carbon tetrachloride	9/10/2014	1	0.53	1	5	U	UG/KG
	MB 320-51990/13		LB	320-9280-1	Chlorobenzene	9/10/2014	1	0.29	1	5	U	UG/KG
	MB 320-51990/13		LB	320-9280-1	Chloroethane	9/10/2014	1	0.45	1	5	U	UG/KG
	MB 320-51990/13		LB	320-9280-1	Chloroform	9/10/2014	1	0.26	1	5	U	UG/KG
	MB 320-51990/13		LB	320-9280-1	Chloromethane	9/10/2014	1	0.5	1	5	U	UG/KG
	MB 320-51990/13		LB	320-9280-1	cis-1,2-Dichloroethene	9/10/2014	1	0.89	1	5	U	UG/KG
	MB 320-51990/13		LB	320-9280-1	cis-1,3-Dichloropropene	9/10/2014	1	0.64	1	5	U	UG/KG
	MB 320-51990/13		LB	320-9280-1	Cyclohexane TIC	9/10/2014	1	1	1	10	U	UG/KG
	MB 320-51990/13		LB	320-9280-1	Dibromochloromethane	9/10/2014	0.5	0.21	0.5	5	U	UG/KG
	MB 320-51990/13		LB	320-9280-1	Dibromomethane	9/10/2014	1	0.58	1	5	U	UG/KG
	MB 320-51990/13		LB	320-9280-1	Dichlorodifluoromethane	9/10/2014	3	0.89	3	5	U	UG/KG
	MB 320-51990/13		LB	320-9280-1	Ethylbenzene	9/10/2014	1	0.34	1	5	U	UG/KG
	MB 320-51990/13		LB	320-9280-1	Hexachlorobutadiene	9/10/2014	1	0.33	1	5	U	UG/KG
	MB 320-51990/13		LB	320-9280-1	Isopropylbenzene	9/10/2014	1	0.52	1	5	U	UG/KG

Table 5. Trip and Method Blank Data Summary for Open Burn Unit Samples, Kirtland Air Force Base, September 2014

Method	Blank ID	Matrix	Blank Type*	SDG	Analyte	Analysis Date	Result	DL	LOD	LOQ	Flag	Units
SW8260B												
	MB 320-51990/13	SOIL	LB	320-9280-1	Methyl Acetate TIC	9/10/2014	1	1	1	10	U	UG/KG
	MB 320-51990/13		LB	320-9280-1	Methyl cyclohexane TIC	9/10/2014	1	1	1	10	U	UG/KG
	MB 320-51990/13		LB	320-9280-1	Methyl tert-butyl ether	9/10/2014	1	0.6	1	5	U	UG/KG
	MB 320-51990/13		LB	320-9280-1	Methylene Chloride	9/10/2014	1	0.84	1	5	U	UG/KG
	MB 320-51990/13		LB	320-9280-1	m-Xylene & p-Xylene	9/10/2014	1	0.81	1	5	U	UG/KG
	MB 320-51990/13		LB	320-9280-1	Naphthalene	9/10/2014	1.03	0.63	1	5	J	UG/KG
	MB 320-51990/13		LB	320-9280-1	n-Butylbenzene	9/10/2014	1	0.66	1	5	U	UG/KG
	MB 320-51990/13		LB	320-9280-1	N-Propylbenzene	9/10/2014	1	0.29	1	5	U	UG/KG
	MB 320-51990/13		LB	320-9280-1	o-Xylene	9/10/2014	0.5	0.33	0.5	5	U	UG/KG
	MB 320-51990/13		LB	320-9280-1	p-Isopropyltoluene	9/10/2014	1	0.63	1	5	U	UG/KG
	MB 320-51990/13		LB	320-9280-1	sec-Butylbenzene	9/10/2014	1	0.75	1	5	U	UG/KG
	MB 320-51990/13		LB	320-9280-1	Styrene	9/10/2014	1	0.31	1	5	U	UG/KG
	MB 320-51990/13		LB	320-9280-1	tert-Butylbenzene	9/10/2014	1	0.54	1	5	U	UG/KG
	MB 320-51990/13		LB	320-9280-1	Tetrachloroethene	9/10/2014	1	0.61	1	5	U	UG/KG

Table 5. Trip and Method Blank Data Summary for Open Burn Unit Samples, Kirtland Air Force Base, September 2014

Method	Blank ID	Matrix	Blank Type*	SDG	Analyte	Analysis Date	Result	DL	LOD	LOQ	Flag	Units
SW8260B												
	MB 320-51990/13	SOIL	LB	320-9280-1	Toluene	9/10/2014	1	0.61	1	5	U	UG/KG
	MB 320-51990/13		LB	320-9280-1	trans-1,2-Dichloroethene	9/10/2014	1	0.38	1	5	U	UG/KG
	MB 320-51990/13		LB	320-9280-1	trans-1,3-Dichloropropene	9/10/2014	1	0.75	1	5	U	UG/KG
	MB 320-51990/13		LB	320-9280-1	Trichloroethene	9/10/2014	1	0.6	1	5	U	UG/KG
	MB 320-51990/13		LB	320-9280-1	Trichlorofluoromethane	9/10/2014	1	0.34	1	5	U	UG/KG
	MB 320-51990/13		LB	320-9280-1	Vinyl chloride	9/10/2014	1	0.36	1	5	U	UG/KG
	MB 320-52114/8		LB	320-9280-1	1,1,1,2-Tetrachloroethane	9/11/2014	1	0.41	1	5	U	UG/KG
	MB 320-52114/8		LB	320-9280-1	1,1,1-Trichloroethane	9/11/2014	1	0.36	1	5	U	UG/KG
	MB 320-52114/8		LB	320-9280-1	1,1,2,2-Tetrachloroethane	9/11/2014	1	0.68	1	5	U	UG/KG
	MB 320-52114/8		LB	320-9280-1	1,1,2-Trichloro-1,2,2-trifluoroethane	9/11/2014	1	0.83	1	10	U	UG/KG
	MB 320-52114/8		LB	320-9280-1	1,1,2-Trichloroethane	9/11/2014	1	0.44	1	5	U	UG/KG
	MB 320-52114/8		LB	320-9280-1	1,1-Dichloroethane	9/11/2014	1	0.29	1	5	U	UG/KG
	MB 320-52114/8		LB	320-9280-1	1,1-Dichloroethene	9/11/2014	0.5	0.26	0.5	5	U	UG/KG
	MB 320-52114/8		LB	320-9280-1	1,1-Dichloropropene	9/11/2014	1	0.37	1	5	U	UG/KG

Table 5. Trip and Method Blank Data Summary for Open Burn Unit Samples, Kirtland Air Force Base, September 2014

Method	Blank ID	Matrix	Blank Type*	SDG	Analyte	Analysis Date	Result	DL	LOD	LOQ	Flag	Units
SW8260B												
	MB 320-52114/8	SOIL	LB	320-9280-1	1,2,3-Trichlorobenzene	9/11/2014	1	0.75	1	5	U	UG/KG
	MB 320-52114/8		LB	320-9280-1	1,2,3-Trichloropropane	9/11/2014	1	0.76	1	5	U	UG/KG
	MB 320-52114/8		LB	320-9280-1	1,2,4-Trichlorobenzene	9/11/2014	1	0.75	1	5	U	UG/KG
	MB 320-52114/8		LB	320-9280-1	1,2,4-Trimethylbenzene	9/11/2014	1	0.51	1	5	U	UG/KG
	MB 320-52114/8		LB	320-9280-1	1,2-Dibromo-3-Chloropropane	9/11/2014	1	0.88	1	10	U	UG/KG
	MB 320-52114/8		LB	320-9280-1	1,2-Dibromoethane (EDB)	9/11/2014	1	0.27	1	10	U	UG/KG
	MB 320-52114/8		LB	320-9280-1	1,2-Dichlorobenzene	9/11/2014	1	0.64	1	5	U	UG/KG
	MB 320-52114/8		LB	320-9280-1	1,2-Dichloroethane	9/11/2014	1	0.73	1	5	U	UG/KG
	MB 320-52114/8		LB	320-9280-1	1,2-Dichloropropane	9/11/2014	1	0.6	1	5	U	UG/KG
	MB 320-52114/8		LB	320-9280-1	1,3,5-Trimethylbenzene	9/11/2014	1	0.35	1	5	U	UG/KG
	MB 320-52114/8		LB	320-9280-1	1,3-Dichlorobenzene	9/11/2014	1	0.3	1	5	U	UG/KG
	MB 320-52114/8		LB	320-9280-1	1,3-Dichloropropane	9/11/2014	1	0.57	1	5	U	UG/KG
	MB 320-52114/8		LB	320-9280-1	1,4-Dichlorobenzene	9/11/2014	1	0.78	1	5	U	UG/KG
	MB 320-52114/8		LB	320-9280-1	1,4-Dioxane	9/11/2014	75	39	75	250	U	UG/KG

Table 5. Trip and Method Blank Data Summary for Open Burn Unit Samples, Kirtland Air Force Base, September 2014

Method	Blank ID	Matrix	Blank Type*	SDG	Analyte	Analysis Date	Result	DL	LOD	LOQ	Flag	Units
SW8260B												
	MB 320-52114/8	SOIL	LB	320-9280-1	2,2-Dichloropropane	9/11/2014	1	0.38	1	5	U	UG/KG
	MB 320-52114/8		LB	320-9280-1	2-Butanone (MEK)	9/11/2014	3	1.4	3	10	U	UG/KG
	MB 320-52114/8		LB	320-9280-1	2-Chlorotoluene	9/11/2014	1	0.62	1	5	U	UG/KG
	MB 320-52114/8		LB	320-9280-1	2-Hexanone	9/11/2014	1	0.74	1	10	U	UG/KG
	MB 320-52114/8		LB	320-9280-1	4-Chlorotoluene	9/11/2014	1	0.86	1	5	U	UG/KG
	MB 320-52114/8		LB	320-9280-1	4-Methyl-2-pentanone (MIBK)	9/11/2014	1	0.92	1	10	U	UG/KG
	MB 320-52114/8		LB	320-9280-1	Acetone	9/11/2014	3	1.4	3	20	U	UG/KG
	MB 320-52114/8		LB	320-9280-1	Benzene	9/11/2014	1	0.26	1	5	U	UG/KG
	MB 320-52114/8		LB	320-9280-1	Bromobenzene	9/11/2014	1	0.52	1	5	U	UG/KG
	MB 320-52114/8		LB	320-9280-1	Bromochloromethane	9/11/2014	1	0.94	1	5	U	UG/KG
	MB 320-52114/8		LB	320-9280-1	Bromodichloromethane	9/11/2014	1	0.53	1	5	U	UG/KG
	MB 320-52114/8		LB	320-9280-1	Bromoform	9/11/2014	1	0.4	1	5	U	UG/KG
	MB 320-52114/8		LB	320-9280-1	Bromomethane	9/11/2014	3	0.86	3	5	U	UG/KG
	MB 320-52114/8		LB	320-9280-1	Carbon disulfide	9/11/2014	1	0.49	1	10	U	UG/KG

Table 5. Trip and Method Blank Data Summary for Open Burn Unit Samples, Kirtland Air Force Base, September 2014

Method	Blank ID	Matrix	Blank Type*	SDG	Analyte	Analysis Date	Result	DL	LOD	LOQ	Flag	Units
SW8260B												
	MB 320-52114/8	SOIL	LB	320-9280-1	Carbon tetrachloride	9/11/2014	1	0.53	1	5	U	UG/KG
	MB 320-52114/8		LB	320-9280-1	Chlorobenzene	9/11/2014	1	0.29	1	5	U	UG/KG
	MB 320-52114/8		LB	320-9280-1	Chloroethane	9/11/2014	1	0.45	1	5	U	UG/KG
	MB 320-52114/8		LB	320-9280-1	Chloroform	9/11/2014	1	0.26	1	5	U	UG/KG
	MB 320-52114/8		LB	320-9280-1	Chloromethane	9/11/2014	1	0.5	1	5	U	UG/KG
	MB 320-52114/8		LB	320-9280-1	cis-1,2-Dichloroethene	9/11/2014	1	0.89	1	5	U	UG/KG
	MB 320-52114/8		LB	320-9280-1	cis-1,3-Dichloropropene	9/11/2014	1	0.64	1	5	U	UG/KG
	MB 320-52114/8		LB	320-9280-1	Cyclohexane TIC	9/11/2014	1	1	1	10	U	UG/KG
	MB 320-52114/8		LB	320-9280-1	Dibromochloromethane	9/11/2014	0.5	0.21	0.5	5	U	UG/KG
	MB 320-52114/8		LB	320-9280-1	Dibromomethane	9/11/2014	1	0.58	1	5	U	UG/KG
	MB 320-52114/8		LB	320-9280-1	Dichlorodifluoromethane	9/11/2014	3	0.89	3	5	U	UG/KG
	MB 320-52114/8		LB	320-9280-1	Ethylbenzene	9/11/2014	1	0.34	1	5	U	UG/KG
	MB 320-52114/8		LB	320-9280-1	Hexachlorobutadiene	9/11/2014	1	0.33	1	5	U	UG/KG
	MB 320-52114/8		LB	320-9280-1	Isopropylbenzene	9/11/2014	1	0.52	1	5	U	UG/KG

Table 5. Trip and Method Blank Data Summary for Open Burn Unit Samples, Kirtland Air Force Base, September 2014

Method	Blank ID	Matrix	Blank Type*	SDG	Analyte	Analysis Date	Result	DL	LOD	LOQ	Flag	Units
SW8260B												
	MB 320-52114/8	SOIL	LB	320-9280-1	Methyl Acetate TIC	9/11/2014	1	1	1	10	U	UG/KG
	MB 320-52114/8		LB	320-9280-1	Methyl cyclohexane TIC	9/11/2014	1	1	1	10	U	UG/KG
	MB 320-52114/8		LB	320-9280-1	Methyl tert-butyl ether	9/11/2014	1	0.6	1	5	U	UG/KG
	MB 320-52114/8		LB	320-9280-1	Methylene Chloride	9/11/2014	1	0.84	1	5	U	UG/KG
	MB 320-52114/8		LB	320-9280-1	m-Xylene & p-Xylene	9/11/2014	1	0.81	1	5	U	UG/KG
	MB 320-52114/8		LB	320-9280-1	Naphthalene	9/11/2014	1.05	0.63	1	5	J	UG/KG
	MB 320-52114/8		LB	320-9280-1	n-Butylbenzene	9/11/2014	1	0.66	1	5	U	UG/KG
	MB 320-52114/8		LB	320-9280-1	N-Propylbenzene	9/11/2014	1	0.29	1	5	U	UG/KG
	MB 320-52114/8		LB	320-9280-1	o-Xylene	9/11/2014	0.5	0.33	0.5	5	U	UG/KG
	MB 320-52114/8		LB	320-9280-1	p-Isopropyltoluene	9/11/2014	1	0.63	1	5	U	UG/KG
	MB 320-52114/8		LB	320-9280-1	sec-Butylbenzene	9/11/2014	1	0.75	1	5	U	UG/KG
	MB 320-52114/8		LB	320-9280-1	Styrene	9/11/2014	1	0.31	1	5	U	UG/KG
	MB 320-52114/8		LB	320-9280-1	tert-Butylbenzene	9/11/2014	1	0.54	1	5	U	UG/KG
	MB 320-52114/8		LB	320-9280-1	Tetrachloroethene	9/11/2014	1	0.61	1	5	U	UG/KG

Table 5. Trip and Method Blank Data Summary for Open Burn Unit Samples, Kirtland Air Force Base, September 2014

Method	Blank ID	Matrix	Blank Type*	SDG	Analyte	Analysis Date	Result	DL	LOD	LOQ	Flag	Units
SW8260B												
	MB 320-52114/8	SOIL	LB	320-9280-1	Toluene	9/11/2014	1	0.61	1	5	U	UG/KG
	MB 320-52114/8		LB	320-9280-1	trans-1,2-Dichloroethene	9/11/2014	1	0.38	1	5	U	UG/KG
	MB 320-52114/8		LB	320-9280-1	trans-1,3-Dichloropropene	9/11/2014	1	0.75	1	5	U	UG/KG
	MB 320-52114/8		LB	320-9280-1	Trichloroethene	9/11/2014	1	0.6	1	5	U	UG/KG
	MB 320-52114/8		LB	320-9280-1	Trichlorofluoromethane	9/11/2014	1	0.34	1	5	U	UG/KG
	MB 320-52114/8		LB	320-9280-1	Vinyl chloride	9/11/2014	1	0.36	1	5	U	UG/KG
	MB 320-52986/17	WATER	LB	320-9280-1	1,1,1,2-Tetrachloroethane	9/22/2014	0.4	0.1	0.4	1	U	UG/L
	MB 320-52986/17		LB	320-9280-1	1,1,1-Trichloroethane	9/22/2014	0.4	0.19	0.4	1	U	UG/L
	MB 320-52986/17		LB	320-9280-1	1,1,2,2-Tetrachloroethane	9/22/2014	0.4	0.15	0.4	1	U	UG/L
	MB 320-52986/17		LB	320-9280-1	1,1,2-Trichloro-1,2,2-trifluoroethane	9/22/2014	1	0.25	1	2	U	UG/L
	MB 320-52986/17		LB	320-9280-1	1,1,2-Trichloroethane	9/22/2014	0.8	0.31	0.8	1	U	UG/L
	MB 320-52986/17		LB	320-9280-1	1,1-Dichloroethane	9/22/2014	0.4	0.15	0.4	1	U	UG/L
	MB 320-52986/17		LB	320-9280-1	1,1-Dichloroethene	9/22/2014	0.4	0.14	0.4	1	U	UG/L
	MB 320-52986/17		LB	320-9280-1	1,1-Dichloropropene	9/22/2014	0.4	0.14	0.4	1	U	UG/L

Table 5. Trip and Method Blank Data Summary for Open Burn Unit Samples, Kirtland Air Force Base, September 2014

Method	Blank ID	Matrix	Blank Type*	SDG	Analyte	Analysis Date	Result	DL	LOD	LOQ	Flag	Units
SW8260B												
	MB 320-52986/17	WATER	LB	320-9280-1	1,2,3-Trichlorobenzene	9/22/2014	0.4	0.14	0.4	1	U	UG/L
	MB 320-52986/17		LB	320-9280-1	1,2,3-Trichloropropane	9/22/2014	0.4	0.13	0.4	1	U	UG/L
	MB 320-52986/17		LB	320-9280-1	1,2,4-Trichlorobenzene	9/22/2014	0.4	0.1	0.4	1	U	UG/L
	MB 320-52986/17		LB	320-9280-1	1,2,4-Trimethylbenzene	9/22/2014	0.4	0.12	0.4	1	U	UG/L
	MB 320-52986/17		LB	320-9280-1	1,2-Dibromo-3-Chloropropane	9/22/2014	0.8	0.32	0.8	2	U	UG/L
	MB 320-52986/17		LB	320-9280-1	1,2-Dibromoethane (EDB)	9/22/2014	0.8	0.22	0.8	2	U	UG/L
	MB 320-52986/17		LB	320-9280-1	1,2-Dichlorobenzene	9/22/2014	0.4	0.14	0.4	1	U	UG/L
	MB 320-52986/17		LB	320-9280-1	1,2-Dichloroethane	9/22/2014	0.8	0.22	0.8	1	U	UG/L
	MB 320-52986/17		LB	320-9280-1	1,2-Dichloropropane	9/22/2014	0.4	0.15	0.4	1	U	UG/L
	MB 320-52986/17		LB	320-9280-1	1,3,5-Trimethylbenzene	9/22/2014	0.4	0.14	0.4	1	U	UG/L
	MB 320-52986/17		LB	320-9280-1	1,3-Dichlorobenzene	9/22/2014	0.4	0.11	0.4	1	U	UG/L
	MB 320-52986/17		LB	320-9280-1	1,3-Dichloropropane	9/22/2014	0.4	0.15	0.4	1	U	UG/L
	MB 320-52986/17		LB	320-9280-1	1,4-Dichlorobenzene	9/22/2014	0.4	0.13	0.4	1	U	UG/L
	MB 320-52986/17		LB	320-9280-1	1,4-Dioxane	9/22/2014	25	6.1	25	50	U	UG/L

Table 5. Trip and Method Blank Data Summary for Open Burn Unit Samples, Kirtland Air Force Base, September 2014

Method	Blank ID	Matrix	Blank Type*	SDG	Analyte	Analysis Date	Result	DL	LOD	LOQ	Flag	Units
SW8260B												
	MB 320-52986/17	WATER	LB	320-9280-1	2,2-Dichloropropane	9/22/2014	0.4	0.13	0.4	1	U	UG/L
	MB 320-52986/17		LB	320-9280-1	2-Butanone (MEK)	9/22/2014	0.8	0.35	0.8	2	U	UG/L
	MB 320-52986/17		LB	320-9280-1	2-Chlorotoluene	9/22/2014	0.4	0.15	0.4	1	U	UG/L
	MB 320-52986/17		LB	320-9280-1	2-Hexanone	9/22/2014	0.4	0.17	0.4	2	U	UG/L
	MB 320-52986/17		LB	320-9280-1	4-Chlorotoluene	9/22/2014	0.4	0.15	0.4	1	U	UG/L
	MB 320-52986/17		LB	320-9280-1	4-Methyl-2-pentanone (MIBK)	9/22/2014	0.4	0.18	0.4	2	U	UG/L
	MB 320-52986/17		LB	320-9280-1	Acetone	9/22/2014	5	2.1	5	10	U	UG/L
	MB 320-52986/17		LB	320-9280-1	Benzene	9/22/2014	0.4	0.13	0.4	1	U	UG/L
	MB 320-52986/17		LB	320-9280-1	Bromobenzene	9/22/2014	0.4	0.18	0.4	1	U	UG/L
	MB 320-52986/17		LB	320-9280-1	Bromochloromethane	9/22/2014	0.4	0.14	0.4	1	U	UG/L
	MB 320-52986/17		LB	320-9280-1	Bromodichloromethane	9/22/2014	0.4	0.14	0.4	1	U	UG/L
	MB 320-52986/17		LB	320-9280-1	Bromoform	9/22/2014	0.4	0.1	0.4	1	U	UG/L
	MB 320-52986/17		LB	320-9280-1	Bromomethane	9/22/2014	0.8	0.29	0.8	1	U	UG/L
	MB 320-52986/17		LB	320-9280-1	Carbon disulfide	9/22/2014	0.4	0.16	0.4	2	U	UG/L

Table 5. Trip and Method Blank Data Summary for Open Burn Unit Samples, Kirtland Air Force Base, September 2014

Method	Blank ID	Matrix	Blank Type*	SDG	Analyte	Analysis Date	Result	DL	LOD	LOQ	Flag	Units
SW8260B												
	MB 320-52986/17	WATER	LB	320-9280-1	Carbon tetrachloride	9/22/2014	0.4	0.15	0.4	1	U	UG/L
	MB 320-52986/17		LB	320-9280-1	Chlorobenzene	9/22/2014	0.4	0.12	0.4	1	U	UG/L
	MB 320-52986/17		LB	320-9280-1	Chloroethane	9/22/2014	0.8	0.34	0.8	1	U	UG/L
	MB 320-52986/17		LB	320-9280-1	Chloroform	9/22/2014	0.4	0.12	0.4	1	U	UG/L
	MB 320-52986/17		LB	320-9280-1	Chloromethane	9/22/2014	0.8	0.25	0.8	1	U	UG/L
	MB 320-52986/17		LB	320-9280-1	cis-1,2-Dichloroethene	9/22/2014	0.4	0.1	0.4	1	U	UG/L
	MB 320-52986/17		LB	320-9280-1	cis-1,3-Dichloropropene	9/22/2014	0.8	0.22	0.8	1	U	UG/L
	MB 320-52986/17		LB	320-9280-1	Cyclohexane TIC	9/22/2014	1	1	1	10	U	UG/L
	MB 320-52986/17		LB	320-9280-1	Dibromochloromethane	9/22/2014	0.4	0.13	0.4	1	U	UG/L
	MB 320-52986/17		LB	320-9280-1	Dibromomethane	9/22/2014	0.8	0.21	0.8	1	U	UG/L
	MB 320-52986/17		LB	320-9280-1	Dichlorodifluoromethane	9/22/2014	0.4	0.16	0.4	1	U	UG/L
	MB 320-52986/17		LB	320-9280-1	Ethylbenzene	9/22/2014	0.4	0.15	0.4	1	U	UG/L
	MB 320-52986/17		LB	320-9280-1	Hexachlorobutadiene	9/22/2014	0.8	0.22	0.8	1	U	UG/L
	MB 320-52986/17		LB	320-9280-1	Isopropylbenzene	9/22/2014	0.4	0.12	0.4	1	U	UG/L

Table 5. Trip and Method Blank Data Summary for Open Burn Unit Samples, Kirtland Air Force Base, September 2014

Method	Blank ID	Matrix	Blank Type*	SDG	Analyte	Analysis Date	Result	DL	LOD	LOQ	Flag	Units
SW8260B												
	MB 320-52986/17	WATER	LB	320-9280-1	Methyl Acetate TIC	9/22/2014	1	1	1	10	U	UG/L
	MB 320-52986/17		LB	320-9280-1	Methyl cyclohexane TIC	9/22/2014	1	1	1	10	U	UG/L
	MB 320-52986/17		LB	320-9280-1	Methyl tert-butyl ether	9/22/2014	0.4	0.19	0.4	2	U	UG/L
	MB 320-52986/17		LB	320-9280-1	Methylene Chloride	9/22/2014	0.8	0.35	0.8	1	U	UG/L
	MB 320-52986/17		LB	320-9280-1	m-Xylene & p-Xylene	9/22/2014	0.4	0.18	0.4	1	U	UG/L
	MB 320-52986/17		LB	320-9280-1	Naphthalene	9/22/2014	0.4	0.15	0.4	1	U	UG/L
	MB 320-52986/17		LB	320-9280-1	n-Butylbenzene	9/22/2014	0.4	0.12	0.4	1	U	UG/L
	MB 320-52986/17		LB	320-9280-1	N-Propylbenzene	9/22/2014	0.4	0.15	0.4	1	U	UG/L
	MB 320-52986/17		LB	320-9280-1	o-Xylene	9/22/2014	0.4	0.1	0.4	1	U	UG/L
	MB 320-52986/17		LB	320-9280-1	p-Isopropyltoluene	9/22/2014	0.4	0.13	0.4	1	U	UG/L
	MB 320-52986/17		LB	320-9280-1	sec-Butylbenzene	9/22/2014	0.4	0.12	0.4	1	U	UG/L
	MB 320-52986/17		LB	320-9280-1	Styrene	9/22/2014	0.4	0.15	0.4	1	U	UG/L
	MB 320-52986/17		LB	320-9280-1	tert-Butylbenzene	9/22/2014	0.4	0.14	0.4	1	U	UG/L
	MB 320-52986/17		LB	320-9280-1	Tetrachloroethene	9/22/2014	0.4	0.15	0.4	1	U	UG/L

Table 5. Trip and Method Blank Data Summary for Open Burn Unit Samples, Kirtland Air Force Base, September 2014

Method	Blank ID	Matrix	Blank Type*	SDG	Analyte	Analysis Date	Result	DL	LOD	LOQ	Flag	Units
SW8260B												
	MB 320-52986/17	WATER	LB	320-9280-1	Toluene	9/22/2014	0.8	0.25	0.8	1	U	UG/L
	MB 320-52986/17		LB	320-9280-1	trans-1,2-Dichloroethene	9/22/2014	0.4	0.11	0.4	1	U	UG/L
	MB 320-52986/17		LB	320-9280-1	trans-1,3-Dichloropropene	9/22/2014	0.4	0.15	0.4	1	U	UG/L
	MB 320-52986/17		LB	320-9280-1	Trichloroethene	9/22/2014	0.4	0.13	0.4	1	U	UG/L
	MB 320-52986/17		LB	320-9280-1	Trichlorofluoromethane	9/22/2014	0.8	0.23	0.8	1	U	UG/L
	MB 320-52986/17		LB	320-9280-1	Vinyl chloride	9/22/2014	0.8	0.22	0.8	1	U	UG/L
	TRIP BLANK-0914		TB	320-9280-1	1,1,1,2-Tetrachloroethane	9/22/2014	0.4	0.1	0.4	1	U	UG/L
	TRIP BLANK-0914		TB	320-9280-1	1,1,1-Trichloroethane	9/22/2014	0.4	0.19	0.4	1	U	UG/L
	TRIP BLANK-0914		TB	320-9280-1	1,1,2,2-Tetrachloroethane	9/22/2014	0.4	0.15	0.4	1	U	UG/L
	TRIP BLANK-0914		TB	320-9280-1	1,1,2-Trichloro-1,2,2-trifluoroethane	9/22/2014	1	0.25	1	2	U	UG/L
	TRIP BLANK-0914		TB	320-9280-1	1,1,2-Trichloroethane	9/22/2014	0.8	0.31	0.8	1	U	UG/L
	TRIP BLANK-0914		TB	320-9280-1	1,1-Dichloroethane	9/22/2014	0.4	0.15	0.4	1	U	UG/L
	TRIP BLANK-0914		TB	320-9280-1	1,1-Dichloroethene	9/22/2014	0.4	0.14	0.4	1	U	UG/L
	TRIP BLANK-0914		TB	320-9280-1	1,1-Dichloropropene	9/22/2014	0.4	0.14	0.4	1	U	UG/L

Table 5. Trip and Method Blank Data Summary for Open Burn Unit Samples, Kirtland Air Force Base, September 2014

Method	Blank ID	Matrix	Blank Type*	SDG	Analyte	Analysis Date	Result	DL	LOD	LOQ	Flag	Units
SW8260B												
	TRIP BLANK-0914	WATER	TB	320-9280-1	1,2,3-Trichlorobenzene	9/22/2014	0.4	0.14	0.4	1	U	UG/L
	TRIP BLANK-0914		TB	320-9280-1	1,2,3-Trichloropropane	9/22/2014	0.4	0.13	0.4	1	U	UG/L
	TRIP BLANK-0914		TB	320-9280-1	1,2,4-Trichlorobenzene	9/22/2014	0.4	0.1	0.4	1	U	UG/L
	TRIP BLANK-0914		TB	320-9280-1	1,2,4-Trimethylbenzene	9/22/2014	0.4	0.12	0.4	1	U	UG/L
	TRIP BLANK-0914		TB	320-9280-1	1,2-Dibromo-3-Chloropropane	9/22/2014	0.8	0.32	0.8	2	U	UG/L
	TRIP BLANK-0914		TB	320-9280-1	1,2-Dibromoethane (EDB)	9/22/2014	0.8	0.22	0.8	2	U	UG/L
	TRIP BLANK-0914		TB	320-9280-1	1,2-Dichlorobenzene	9/22/2014	0.4	0.14	0.4	1	U	UG/L
	TRIP BLANK-0914		TB	320-9280-1	1,2-Dichloroethane	9/22/2014	0.8	0.22	0.8	1	U	UG/L
	TRIP BLANK-0914		TB	320-9280-1	1,2-Dichloropropane	9/22/2014	0.4	0.15	0.4	1	U	UG/L
	TRIP BLANK-0914		TB	320-9280-1	1,3,5-Trimethylbenzene	9/22/2014	0.4	0.14	0.4	1	U	UG/L
	TRIP BLANK-0914		TB	320-9280-1	1,3-Dichlorobenzene	9/22/2014	0.4	0.11	0.4	1	U	UG/L
	TRIP BLANK-0914		TB	320-9280-1	1,3-Dichloropropane	9/22/2014	0.4	0.15	0.4	1	U	UG/L
	TRIP BLANK-0914		TB	320-9280-1	1,4-Dichlorobenzene	9/22/2014	0.4	0.13	0.4	1	U	UG/L
	TRIP BLANK-0914		TB	320-9280-1	1,4-Dioxane	9/22/2014	25	6.1	25	50	U	UG/L

Table 5. Trip and Method Blank Data Summary for Open Burn Unit Samples, Kirtland Air Force Base, September 2014

Method	Blank ID	Matrix	Blank Type*	SDG	Analyte	Analysis Date	Result	DL	LOD	LOQ	Flag	Units
SW8260B												
	TRIP BLANK-0914	WATER	TB	320-9280-1	2,2-Dichloropropane	9/22/2014	0.4	0.13	0.4	1	U	UG/L
	TRIP BLANK-0914		TB	320-9280-1	2-Butanone (MEK)	9/22/2014	0.8	0.35	0.8	2	U	UG/L
	TRIP BLANK-0914		TB	320-9280-1	2-Chlorotoluene	9/22/2014	0.4	0.15	0.4	1	U	UG/L
	TRIP BLANK-0914		TB	320-9280-1	2-Hexanone	9/22/2014	0.4	0.17	0.4	2	U	UG/L
	TRIP BLANK-0914		TB	320-9280-1	4-Chlorotoluene	9/22/2014	0.4	0.15	0.4	1	U	UG/L
	TRIP BLANK-0914		TB	320-9280-1	4-Methyl-2-pentanone (MIBK)	9/22/2014	0.4	0.18	0.4	2	U	UG/L
	TRIP BLANK-0914		TB	320-9280-1	Acetone	9/22/2014	5	2.1	5	10	U	UG/L
	TRIP BLANK-0914		TB	320-9280-1	Benzene	9/22/2014	0.4	0.13	0.4	1	U	UG/L
	TRIP BLANK-0914		TB	320-9280-1	Bromobenzene	9/22/2014	0.4	0.18	0.4	1	U	UG/L
	TRIP BLANK-0914		TB	320-9280-1	Bromochloromethane	9/22/2014	0.4	0.14	0.4	1	U	UG/L
	TRIP BLANK-0914		TB	320-9280-1	Bromodichloromethane	9/22/2014	0.4	0.14	0.4	1	U	UG/L
	TRIP BLANK-0914		TB	320-9280-1	Bromoform	9/22/2014	0.4	0.1	0.4	1	U	UG/L
	TRIP BLANK-0914		TB	320-9280-1	Bromomethane	9/22/2014	0.8	0.29	0.8	1	U	UG/L
	TRIP BLANK-0914		TB	320-9280-1	Carbon disulfide	9/22/2014	0.4	0.16	0.4	2	U	UG/L

Table 5. Trip and Method Blank Data Summary for Open Burn Unit Samples, Kirtland Air Force Base, September 2014

Method	Blank ID	Matrix	Blank Type*	SDG	Analyte	Analysis Date	Result	DL	LOD	LOQ	Flag	Units
SW8260B												
	TRIP BLANK-0914	WATER	TB	320-9280-1	Carbon tetrachloride	9/22/2014	0.4	0.15	0.4	1	U	UG/L
	TRIP BLANK-0914		TB	320-9280-1	Chlorobenzene	9/22/2014	0.4	0.12	0.4	1	U	UG/L
	TRIP BLANK-0914		TB	320-9280-1	Chloroethane	9/22/2014	0.8	0.34	0.8	1	U	UG/L
	TRIP BLANK-0914		TB	320-9280-1	Chloroform	9/22/2014	0.4	0.12	0.4	1	U	UG/L
	TRIP BLANK-0914		TB	320-9280-1	Chloromethane	9/22/2014	0.8	0.25	0.8	1	U	UG/L
	TRIP BLANK-0914		TB	320-9280-1	cis-1,2-Dichloroethene	9/22/2014	0.4	0.1	0.4	1	U	UG/L
	TRIP BLANK-0914		TB	320-9280-1	cis-1,3-Dichloropropene	9/22/2014	0.8	0.22	0.8	1	U	UG/L
	TRIP BLANK-0914		TB	320-9280-1	Cyclohexane TIC	9/22/2014	1	1	1	10	UN	UG/L
	TRIP BLANK-0914		TB	320-9280-1	Dibromochloromethane	9/22/2014	0.4	0.13	0.4	1	U	UG/L
	TRIP BLANK-0914		TB	320-9280-1	Dibromomethane	9/22/2014	0.8	0.21	0.8	1	U	UG/L
	TRIP BLANK-0914		TB	320-9280-1	Dichlorodifluoromethane	9/22/2014	0.4	0.16	0.4	1	U	UG/L
	TRIP BLANK-0914		TB	320-9280-1	Ethylbenzene	9/22/2014	0.4	0.15	0.4	1	U	UG/L
	TRIP BLANK-0914		TB	320-9280-1	Hexachlorobutadiene	9/22/2014	0.8	0.22	0.8	1	U	UG/L
	TRIP BLANK-0914		TB	320-9280-1	Isopropylbenzene	9/22/2014	0.4	0.12	0.4	1	U	UG/L

Table 5. Trip and Method Blank Data Summary for Open Burn Unit Samples, Kirtland Air Force Base, September 2014

Method	Blank ID	Matrix	Blank Type*	SDG	Analyte	Analysis Date	Result	DL	LOD	LOQ	Flag	Units
SW8260B												
	TRIP BLANK-0914	WATER	TB	320-9280-1	Methyl Acetate TIC	9/22/2014	1	1	1	10	UN	UG/L
	TRIP BLANK-0914		TB	320-9280-1	Methyl cyclohexane TIC	9/22/2014	1	1	1	10	UN	UG/L
	TRIP BLANK-0914		TB	320-9280-1	Methyl tert-butyl ether	9/22/2014	0.4	0.19	0.4	2	U	UG/L
	TRIP BLANK-0914		TB	320-9280-1	Methylene Chloride	9/22/2014	0.8	0.35	0.8	1	U	UG/L
	TRIP BLANK-0914		TB	320-9280-1	m-Xylene & p-Xylene	9/22/2014	0.4	0.18	0.4	1	U	UG/L
	TRIP BLANK-0914		TB	320-9280-1	Naphthalene	9/22/2014	0.4	0.15	0.4	1	U	UG/L
	TRIP BLANK-0914		TB	320-9280-1	n-Butylbenzene	9/22/2014	0.4	0.12	0.4	1	U	UG/L
	TRIP BLANK-0914		TB	320-9280-1	N-Propylbenzene	9/22/2014	0.4	0.15	0.4	1	U	UG/L
	TRIP BLANK-0914		TB	320-9280-1	o-Xylene	9/22/2014	0.4	0.1	0.4	1	U	UG/L
	TRIP BLANK-0914		TB	320-9280-1	p-Isopropyltoluene	9/22/2014	0.4	0.13	0.4	1	U	UG/L
	TRIP BLANK-0914		TB	320-9280-1	sec-Butylbenzene	9/22/2014	0.4	0.12	0.4	1	U	UG/L
	TRIP BLANK-0914		TB	320-9280-1	Styrene	9/22/2014	0.4	0.15	0.4	1	U	UG/L
	TRIP BLANK-0914		TB	320-9280-1	tert-Butylbenzene	9/22/2014	0.4	0.14	0.4	1	U	UG/L
	TRIP BLANK-0914		TB	320-9280-1	Tetrachloroethene	9/22/2014	0.4	0.15	0.4	1	U	UG/L

Table 5. Trip and Method Blank Data Summary for Open Burn Unit Samples, Kirtland Air Force Base, September 2014

Method	Blank ID	Matrix	Blank Type*	SDG	Analyte	Analysis Date	Result	DL	LOD	LOQ	Flag	Units
SW8260B												
	TRIP BLANK-0914	WATER	TB	320-9280-1	Toluene	9/22/2014	0.8	0.25	0.8	1	U	UG/L
	TRIP BLANK-0914		TB	320-9280-1	trans-1,2-Dichloroethene	9/22/2014	0.4	0.11	0.4	1	U	UG/L
	TRIP BLANK-0914		TB	320-9280-1	trans-1,3-Dichloropropene	9/22/2014	0.4	0.15	0.4	1	U	UG/L
	TRIP BLANK-0914		TB	320-9280-1	Trichloroethene	9/22/2014	0.4	0.13	0.4	1	U	UG/L
	TRIP BLANK-0914		TB	320-9280-1	Trichlorofluoromethane	9/22/2014	0.8	0.23	0.8	1	U	UG/L
	TRIP BLANK-0914		TB	320-9280-1	Vinyl chloride	9/22/2014	0.8	0.22	0.8	1	U	UG/L
SW8270C												
	MB 320-52204/1-A	SOIL	LB	320-9280-1	1,2,4,5-Tetrachlorobenzene	9/17/2014	170	26	170	330	U	UG/KG
	MB 320-52204/1-A		LB	320-9280-1	1,2,4-Trichlorobenzene	9/17/2014	170	83	170	330	U	UG/KG
	MB 320-52204/1-A		LB	320-9280-1	1,2-Dichlorobenzene	9/17/2014	170	75	170	330	U	UG/KG
	MB 320-52204/1-A		LB	320-9280-1	1,3-Dichlorobenzene	9/17/2014	170	78	170	330	U	UG/KG
	MB 320-52204/1-A		LB	320-9280-1	1,4-Dichlorobenzene	9/17/2014	170	77	170	330	U	UG/KG
	MB 320-52204/1-A		LB	320-9280-1	2,4,5-Trichlorophenol	9/17/2014	170	83	170	330	U	UG/KG
	MB 320-52204/1-A		LB	320-9280-1	2,4,6-Trichlorophenol	9/17/2014	170	84	170	330	U	UG/KG
	MB 320-52204/1-A		LB	320-9280-1	2,4-Dichlorophenol	9/17/2014	170	89	170	330	U	UG/KG

Table 5. Trip and Method Blank Data Summary for Open Burn Unit Samples, Kirtland Air Force Base, September 2014

Method	Blank ID	Matrix	Blank Type*	SDG	Analyte	Analysis Date	Result	DL	LOD	LOQ	Flag	Units
SW8270C												
	MB 320-52204/1-A	SOIL	LB	320-9280-1	2,4-Dimethylphenol	9/17/2014	170	170	170	500	U	UG/KG
	MB 320-52204/1-A		LB	320-9280-1	2,4-Dinitrophenol	9/17/2014	330	210	330	2000	U	UG/KG
	MB 320-52204/1-A		LB	320-9280-1	2,4-Dinitrotoluene	9/17/2014	170	89	170	330	U	UG/KG
	MB 320-52204/1-A		LB	320-9280-1	2,6-Dichlorophenol	9/17/2014	170	170	170	500	U	UG/KG
	MB 320-52204/1-A		LB	320-9280-1	2,6-Dinitrotoluene	9/17/2014	170	99	170	330	U	UG/KG
	MB 320-52204/1-A		LB	320-9280-1	2-Chloronaphthalene	9/17/2014	170	81	170	330	U	UG/KG
	MB 320-52204/1-A		LB	320-9280-1	2-Chlorophenol	9/17/2014	170	88	170	330	U	UG/KG
	MB 320-52204/1-A		LB	320-9280-1	2-Methylnaphthalene	9/17/2014	170	85	170	330	U	UG/KG
	MB 320-52204/1-A		LB	320-9280-1	2-Methylphenol	9/17/2014	170	58	170	330	U	UG/KG
	MB 320-52204/1-A		LB	320-9280-1	2-Nitroaniline	9/17/2014	330	84	330	1600	U	UG/KG
	MB 320-52204/1-A		LB	320-9280-1	2-Nitrophenol	9/17/2014	170	82	170	330	U	UG/KG
	MB 320-52204/1-A		LB	320-9280-1	3,3'-Dichlorobenzidine	9/17/2014	170	94	170	1600	U	UG/KG
	MB 320-52204/1-A		LB	320-9280-1	3-Methylphenol & 4-Methylphenol	9/17/2014	660	330	660	1000	U	UG/KG
	MB 320-52204/1-A		LB	320-9280-1	3-Nitroaniline	9/17/2014	170	170	170	1600	U	UG/KG

Table 5. Trip and Method Blank Data Summary for Open Burn Unit Samples, Kirtland Air Force Base, September 2014

Method	Blank ID	Matrix	Blank Type*	SDG	Analyte	Analysis Date	Result	DL	LOD	LOQ	Flag	Units
SW8270C												
	MB 320-52204/1-A	SOIL	LB	320-9280-1	4,6-Dinitro-2-methylphenol	9/17/2014	330	81	330	2000	U	UG/KG
	MB 320-52204/1-A		LB	320-9280-1	4-Bromophenyl phenyl ether	9/17/2014	170	85	170	330	U	UG/KG
	MB 320-52204/1-A		LB	320-9280-1	4-Chloro-3-methylphenol	9/17/2014	170	92	170	330	U	UG/KG
	MB 320-52204/1-A		LB	320-9280-1	4-Chloroaniline	9/17/2014	170	58	170	330	U	UG/KG
	MB 320-52204/1-A		LB	320-9280-1	4-Chlorophenyl phenyl ether	9/17/2014	170	93	170	330	U	UG/KG
	MB 320-52204/1-A		LB	320-9280-1	4-Nitroaniline	9/17/2014	170	88	170	1600	U	UG/KG
	MB 320-52204/1-A		LB	320-9280-1	4-Nitrophenol	9/17/2014	330	280	330	2000	U	UG/KG
	MB 320-52204/1-A		LB	320-9280-1	Acenaphthene	9/17/2014	170	83	170	330	U	UG/KG
	MB 320-52204/1-A		LB	320-9280-1	Acenaphthylene	9/17/2014	170	85	170	330	U	UG/KG
	MB 320-52204/1-A		LB	320-9280-1	Acetophenone	9/17/2014	170	25	170	330	U	UG/KG
	MB 320-52204/1-A		LB	320-9280-1	Anthracene	9/17/2014	170	86	170	330	U	UG/KG
	MB 320-52204/1-A		LB	320-9280-1	Azobenzene	9/17/2014	170	92	170	330	U	UG/KG
	MB 320-52204/1-A		LB	320-9280-1	Benzaldehyde	9/17/2014	330	100	330	330	U	UG/KG
	MB 320-52204/1-A		LB	320-9280-1	Benzo[a]anthracene	9/17/2014	170	92	170	330	U	UG/KG

Table 5. Trip and Method Blank Data Summary for Open Burn Unit Samples, Kirtland Air Force Base, September 2014

Method	Blank ID	Matrix	Blank Type*	SDG	Analyte	Analysis Date	Result	DL	LOD	LOQ	Flag	Units
SW8270C												
	MB 320-52204/1-A	SOIL	LB	320-9280-1	Benzo[a]pyrene	9/17/2014	170	94	170	330	U	UG/KG
	MB 320-52204/1-A		LB	320-9280-1	Benzo[b]fluoranthene	9/17/2014	170	95	170	330	U	UG/KG
	MB 320-52204/1-A		LB	320-9280-1	Benzo[g,h,i]perylene	9/17/2014	170	110	170	330	U	UG/KG
	MB 320-52204/1-A		LB	320-9280-1	Benzo[k]fluoranthene	9/17/2014	170	110	170	330	U	UG/KG
	MB 320-52204/1-A		LB	320-9280-1	Benzoic acid	9/17/2014	660	290	660	1600	U	UG/KG
	MB 320-52204/1-A		LB	320-9280-1	Benzyl alcohol	9/17/2014	170	170	170	510	U	UG/KG
	MB 320-52204/1-A		LB	320-9280-1	bis (2-chloroisopropyl) ether	9/17/2014	170	79	170	330	U	UG/KG
	MB 320-52204/1-A		LB	320-9280-1	Bis(2-chloroethoxy)methane	9/17/2014	170	88	170	330	U	UG/KG
	MB 320-52204/1-A		LB	320-9280-1	Bis(2-chloroethyl)ether	9/17/2014	170	81	170	330	U	UG/KG
	MB 320-52204/1-A		LB	320-9280-1	Bis(2-ethylhexyl) phthalate	9/17/2014	170	98	170	330	U	UG/KG
	MB 320-52204/1-A		LB	320-9280-1	Butyl benzyl phthalate	9/17/2014	170	95	170	330	U	UG/KG
	MB 320-52204/1-A		LB	320-9280-1	Carbazole	9/17/2014	170	95	170	330	U	UG/KG
	MB 320-52204/1-A		LB	320-9280-1	Chrysene	9/17/2014	170	84	170	330	U	UG/KG
	MB 320-52204/1-A		LB	320-9280-1	Dibenz(a,h)anthracene	9/17/2014	170	100	170	330	U	UG/KG

Table 5. Trip and Method Blank Data Summary for Open Burn Unit Samples, Kirtland Air Force Base, September 2014

Method	Blank ID	Matrix	Blank Type*	SDG	Analyte	Analysis Date	Result	DL	LOD	LOQ	Flag	Units
SW8270C												
	MB 320-52204/1-A	SOIL	LB	320-9280-1	Dibenzofuran	9/17/2014	170	86	170	330	U	UG/KG
	MB 320-52204/1-A		LB	320-9280-1	Diethyl phthalate	9/17/2014	170	90	170	330	U	UG/KG
	MB 320-52204/1-A		LB	320-9280-1	Dimethyl phthalate	9/17/2014	170	87	170	330	U	UG/KG
	MB 320-52204/1-A		LB	320-9280-1	Di-n-butyl phthalate	9/17/2014	170	97	170	330	U	UG/KG
	MB 320-52204/1-A		LB	320-9280-1	Di-n-octyl phthalate	9/17/2014	170	97	170	330	U	UG/KG
	MB 320-52204/1-A		LB	320-9280-1	Fluoranthene	9/17/2014	170	95	170	330	U	UG/KG
	MB 320-52204/1-A		LB	320-9280-1	Fluorene	9/17/2014	170	92	170	330	U	UG/KG
	MB 320-52204/1-A		LB	320-9280-1	Hexachlorobenzene	9/17/2014	170	89	170	330	U	UG/KG
	MB 320-52204/1-A		LB	320-9280-1	Hexachlorobutadiene	9/17/2014	170	82	170	330	U	UG/KG
	MB 320-52204/1-A		LB	320-9280-1	Hexachlorocyclopentadiene	9/17/2014	330	62	330	1600	U	UG/KG
	MB 320-52204/1-A		LB	320-9280-1	Hexachloroethane	9/17/2014	170	81	170	330	U	UG/KG
	MB 320-52204/1-A		LB	320-9280-1	Indeno[1,2,3-cd]pyrene	9/17/2014	170	96	170	330	U	UG/KG
	MB 320-52204/1-A		LB	320-9280-1	Isophorone	9/17/2014	170	93	170	330	U	UG/KG
	MB 320-52204/1-A		LB	320-9280-1	Naphthalene	9/17/2014	170	82	170	330	U	UG/KG

Table 5. Trip and Method Blank Data Summary for Open Burn Unit Samples, Kirtland Air Force Base, September 2014

Method	Blank ID	Matrix	Blank Type*	SDG	Analyte	Analysis Date	Result	DL	LOD	LOQ	Flag	Units
SW8270C												
	MB 320-52204/1-A	SOIL	LB	320-9280-1	Nitrobenzene	9/17/2014	170	76	170	330	U	UG/KG
	MB 320-52204/1-A		LB	320-9280-1	N-Nitrosodimethylamine	9/17/2014	170	96	170	330	U	UG/KG
	MB 320-52204/1-A		LB	320-9280-1	N-Nitrosodi-n-propylamine	9/17/2014	170	84	170	330	U	UG/KG
	MB 320-52204/1-A		LB	320-9280-1	N-Nitrosodiphenylamine	9/17/2014	170	86	170	330	U	UG/KG
	MB 320-52204/1-A		LB	320-9280-1	N-Nitrosopyrrolidine	9/17/2014	500	170	500	500	U	UG/KG
	MB 320-52204/1-A		LB	320-9280-1	Pentachlorophenol	9/17/2014	170	51	170	1600	U	UG/KG
	MB 320-52204/1-A		LB	320-9280-1	Phenanthrene	9/17/2014	170	94	170	330	U	UG/KG
	MB 320-52204/1-A		LB	320-9280-1	Phenol	9/17/2014	170	83	170	330	U	UG/KG
	MB 320-52204/1-A		LB	320-9280-1	Pyrene	9/17/2014	170	94	170	330	U	UG/KG
	MB 320-53302/1-A		LB	320-9280-1	1,2,4,5-Tetrachlorobenzene	9/26/2014	170	26	170	330	U	UG/KG
	MB 320-53302/1-A		LB	320-9280-1	1,2,4-Trichlorobenzene	9/26/2014	170	83	170	330	U	UG/KG
	MB 320-53302/1-A		LB	320-9280-1	1,2-Dichlorobenzene	9/26/2014	170	75	170	330	U	UG/KG
	MB 320-53302/1-A		LB	320-9280-1	1,3-Dichlorobenzene	9/26/2014	170	78	170	330	U	UG/KG
	MB 320-53302/1-A		LB	320-9280-1	1,4-Dichlorobenzene	9/26/2014	170	77	170	330	U	UG/KG

Table 5. Trip and Method Blank Data Summary for Open Burn Unit Samples, Kirtland Air Force Base, September 2014

Method	Blank ID	Matrix	Blank Type*	SDG	Analyte	Analysis Date	Result	DL	LOD	LOQ	Flag	Units
SW8270C												
	MB 320-53302/1-A	SOIL	LB	320-9280-1	2,4,5-Trichlorophenol	9/26/2014	170	83	170	330	U	UG/KG
	MB 320-53302/1-A		LB	320-9280-1	2,4,6-Trichlorophenol	9/26/2014	170	84	170	330	U	UG/KG
	MB 320-53302/1-A		LB	320-9280-1	2,4-Dichlorophenol	9/26/2014	170	89	170	330	U	UG/KG
	MB 320-53302/1-A		LB	320-9280-1	2,4-Dimethylphenol	9/26/2014	170	170	170	500	U	UG/KG
	MB 320-53302/1-A		LB	320-9280-1	2,4-Dinitrophenol	9/26/2014	330	210	330	2000	U	UG/KG
	MB 320-53302/1-A		LB	320-9280-1	2,4-Dinitrotoluene	9/26/2014	170	89	170	330	U	UG/KG
	MB 320-53302/1-A		LB	320-9280-1	2,6-Dichlorophenol	9/26/2014	170	170	170	500	U	UG/KG
	MB 320-53302/1-A		LB	320-9280-1	2,6-Dinitrotoluene	9/26/2014	170	99	170	330	U	UG/KG
	MB 320-53302/1-A		LB	320-9280-1	2-Chloronaphthalene	9/26/2014	170	81	170	330	U	UG/KG
	MB 320-53302/1-A		LB	320-9280-1	2-Chlorophenol	9/26/2014	170	88	170	330	U	UG/KG
	MB 320-53302/1-A		LB	320-9280-1	2-Methylnaphthalene	9/26/2014	170	85	170	330	U	UG/KG
	MB 320-53302/1-A		LB	320-9280-1	2-Methylphenol	9/26/2014	170	58	170	330	U	UG/KG
	MB 320-53302/1-A		LB	320-9280-1	2-Nitroaniline	9/26/2014	330	84	330	1600	U	UG/KG
	MB 320-53302/1-A		LB	320-9280-1	2-Nitrophenol	9/26/2014	170	82	170	330	U	UG/KG

Table 5. Trip and Method Blank Data Summary for Open Burn Unit Samples, Kirtland Air Force Base, September 2014

Method	Blank ID	Matrix	Blank Type*	SDG	Analyte	Analysis Date	Result	DL	LOD	LOQ	Flag	Units
SW8270C												
	MB 320-53302/1-A	SOIL	LB	320-9280-1	3,3'-Dichlorobenzidine	9/26/2014	170	94	170	1600	U	UG/KG
	MB 320-53302/1-A		LB	320-9280-1	3-Methylphenol & 4-Methylphenol	9/26/2014	660	330	660	1000	U	UG/KG
	MB 320-53302/1-A		LB	320-9280-1	3-Nitroaniline	9/26/2014	170	170	170	1600	U	UG/KG
	MB 320-53302/1-A		LB	320-9280-1	4,6-Dinitro-2-methylphenol	9/26/2014	330	81	330	2000	U	UG/KG
	MB 320-53302/1-A		LB	320-9280-1	4-Bromophenyl phenyl ether	9/26/2014	170	85	170	330	U	UG/KG
	MB 320-53302/1-A		LB	320-9280-1	4-Chloro-3-methylphenol	9/26/2014	170	92	170	330	U	UG/KG
	MB 320-53302/1-A		LB	320-9280-1	4-Chloroaniline	9/26/2014	170	58	170	330	U	UG/KG
	MB 320-53302/1-A		LB	320-9280-1	4-Chlorophenyl phenyl ether	9/26/2014	170	93	170	330	U	UG/KG
	MB 320-53302/1-A		LB	320-9280-1	4-Nitroaniline	9/26/2014	170	88	170	1600	U	UG/KG
	MB 320-53302/1-A		LB	320-9280-1	4-Nitrophenol	9/26/2014	330	280	330	2000	U	UG/KG
	MB 320-53302/1-A		LB	320-9280-1	Acenaphthene	9/26/2014	170	83	170	330	U	UG/KG
	MB 320-53302/1-A		LB	320-9280-1	Acenaphthylene	9/26/2014	170	85	170	330	U	UG/KG
	MB 320-53302/1-A		LB	320-9280-1	Acetophenone	9/26/2014	170	25	170	330	U	UG/KG
	MB 320-53302/1-A		LB	320-9280-1	Anthracene	9/26/2014	170	86	170	330	U	UG/KG

Table 5. Trip and Method Blank Data Summary for Open Burn Unit Samples, Kirtland Air Force Base, September 2014

Method	Blank ID	Matrix	Blank Type*	SDG	Analyte	Analysis Date	Result	DL	LOD	LOQ	Flag	Units
SW8270C												
	MB 320-53302/1-A	SOIL	LB	320-9280-1	Azobenzene	9/26/2014	170	92	170	330	U	UG/KG
	MB 320-53302/1-A		LB	320-9280-1	Benzaldehyde	9/26/2014	330	100	330	330	U	UG/KG
	MB 320-53302/1-A		LB	320-9280-1	Benzo[a]anthracene	9/26/2014	170	92	170	330	U	UG/KG
	MB 320-53302/1-A		LB	320-9280-1	Benzo[a]pyrene	9/26/2014	170	94	170	330	U	UG/KG
	MB 320-53302/1-A		LB	320-9280-1	Benzo[b]fluoranthene	9/26/2014	170	95	170	330	U	UG/KG
	MB 320-53302/1-A		LB	320-9280-1	Benzo[g,h,i]perylene	9/26/2014	170	110	170	330	U	UG/KG
	MB 320-53302/1-A		LB	320-9280-1	Benzo[k]fluoranthene	9/26/2014	170	110	170	330	U	UG/KG
	MB 320-53302/1-A		LB	320-9280-1	Benzoic acid	9/26/2014	660	290	660	1600	U	UG/KG
	MB 320-53302/1-A		LB	320-9280-1	Benzyl alcohol	9/26/2014	170	170	170	510	U	UG/KG
	MB 320-53302/1-A		LB	320-9280-1	bis (2-chloroisopropyl) ether	9/26/2014	170	79	170	330	U	UG/KG
	MB 320-53302/1-A		LB	320-9280-1	Bis(2-chloroethoxy)methane	9/26/2014	170	88	170	330	U	UG/KG
	MB 320-53302/1-A		LB	320-9280-1	Bis(2-chloroethyl)ether	9/26/2014	170	81	170	330	U	UG/KG
	MB 320-53302/1-A		LB	320-9280-1	Bis(2-ethylhexyl) phthalate	9/26/2014	170	98	170	330	U	UG/KG
	MB 320-53302/1-A		LB	320-9280-1	Butyl benzyl phthalate	9/26/2014	170	95	170	330	U	UG/KG

Table 5. Trip and Method Blank Data Summary for Open Burn Unit Samples, Kirtland Air Force Base, September 2014

Method	Blank ID	Matrix	Blank Type*	SDG	Analyte	Analysis Date	Result	DL	LOD	LOQ	Flag	Units
SW8270C												
	MB 320-53302/1-A	SOIL	LB	320-9280-1	Carbazole	9/26/2014	170	95	170	330	U	UG/KG
	MB 320-53302/1-A		LB	320-9280-1	Chrysene	9/26/2014	170	84	170	330	U	UG/KG
	MB 320-53302/1-A		LB	320-9280-1	Dibenz(a,h)anthracene	9/26/2014	170	100	170	330	U	UG/KG
	MB 320-53302/1-A		LB	320-9280-1	Dibenzofuran	9/26/2014	170	86	170	330	U	UG/KG
	MB 320-53302/1-A		LB	320-9280-1	Diethyl phthalate	9/26/2014	170	90	170	330	U	UG/KG
	MB 320-53302/1-A		LB	320-9280-1	Dimethyl phthalate	9/26/2014	170	87	170	330	U	UG/KG
	MB 320-53302/1-A		LB	320-9280-1	Di-n-butyl phthalate	9/26/2014	170	97	170	330	U	UG/KG
	MB 320-53302/1-A		LB	320-9280-1	Di-n-octyl phthalate	9/26/2014	170	97	170	330	U	UG/KG
	MB 320-53302/1-A		LB	320-9280-1	Fluoranthene	9/26/2014	170	95	170	330	U	UG/KG
	MB 320-53302/1-A		LB	320-9280-1	Fluorene	9/26/2014	170	92	170	330	U	UG/KG
	MB 320-53302/1-A		LB	320-9280-1	Hexachlorobenzene	9/26/2014	170	89	170	330	U	UG/KG
	MB 320-53302/1-A		LB	320-9280-1	Hexachlorobutadiene	9/26/2014	170	82	170	330	U	UG/KG
	MB 320-53302/1-A		LB	320-9280-1	Hexachlorocyclopentadiene	9/26/2014	330	62	330	1600	U	UG/KG
	MB 320-53302/1-A		LB	320-9280-1	Hexachloroethane	9/26/2014	170	81	170	330	U	UG/KG

Table 5. Trip and Method Blank Data Summary for Open Burn Unit Samples, Kirtland Air Force Base, September 2014

Method	Blank ID	Matrix	Blank Type*	SDG	Analyte	Analysis Date	Result	DL	LOD	LOQ	Flag	Units
SW8270C												
	MB 320-53302/1-A	SOIL	LB	320-9280-1	Indeno[1,2,3-cd]pyrene	9/26/2014	170	96	170	330	U	UG/KG
	MB 320-53302/1-A		LB	320-9280-1	Isophorone	9/26/2014	170	93	170	330	U	UG/KG
	MB 320-53302/1-A		LB	320-9280-1	Naphthalene	9/26/2014	170	82	170	330	U	UG/KG
	MB 320-53302/1-A		LB	320-9280-1	Nitrobenzene	9/26/2014	170	76	170	330	U	UG/KG
	MB 320-53302/1-A		LB	320-9280-1	N-Nitrosodimethylamine	9/26/2014	170	96	170	330	U	UG/KG
	MB 320-53302/1-A		LB	320-9280-1	N-Nitrosodi-n-propylamine	9/26/2014	170	84	170	330	U	UG/KG
	MB 320-53302/1-A		LB	320-9280-1	N-Nitrosodiphenylamine	9/26/2014	170	86	170	330	U	UG/KG
	MB 320-53302/1-A		LB	320-9280-1	N-Nitrosopyrrolidine	9/26/2014	500	170	500	500	U	UG/KG
	MB 320-53302/1-A		LB	320-9280-1	Pentachlorophenol	9/26/2014	170	51	170	1600	U	UG/KG
	MB 320-53302/1-A		LB	320-9280-1	Phenanthrene	9/26/2014	170	94	170	330	U	UG/KG
	MB 320-53302/1-A		LB	320-9280-1	Phenol	9/26/2014	170	83	170	330	U	UG/KG
	MB 320-53302/1-A		LB	320-9280-1	Pyrene	9/26/2014	170	94	170	330	U	UG/KG
SW8290												
	MB 320-51963/1-A	SOIL	LB	320-9280-2	1,2,3,4,6,7,8-HpCDD	9/11/2014	0.259	0.14		5	J	PG/G
	MB 320-51963/1-A		LB	320-9280-2	1,2,3,4,6,7,8-HpCDF	9/11/2014	0.134	0.069		5	J	PG/G

Table 5. Trip and Method Blank Data Summary for Open Burn Unit Samples, Kirtland Air Force Base, September 2014

Method	Blank ID	Matrix	Blank Type*	SDG	Analyte	Analysis Date	Result	DL	LOD	LOQ	Flag	Units
SW8290												
	MB 320-51963/1-A	SOIL	LB	320-9280-2	1,2,3,4,7,8,9-HpCDF	9/11/2014	0.75	0.083		5	U	PG/G
	MB 320-51963/1-A		LB	320-9280-2	1,2,3,4,7,8-HxCDD	9/11/2014	0.75	0.12		5	U	PG/G
	MB 320-51963/1-A		LB	320-9280-2	1,2,3,4,7,8-HxCDF	9/11/2014	0.75	0.11		5	U	PG/G
	MB 320-51963/1-A		LB	320-9280-2	1,2,3,6,7,8-HxCDD	9/11/2014	0.75	0.11		5	U	PG/G
	MB 320-51963/1-A		LB	320-9280-2	1,2,3,6,7,8-HxCDF	9/11/2014	0.75	0.1		5	U	PG/G
	MB 320-51963/1-A		LB	320-9280-2	1,2,3,7,8,9-HxCDD	9/11/2014	0.75	0.1		5	U	PG/G
	MB 320-51963/1-A		LB	320-9280-2	1,2,3,7,8,9-HxCDF	9/11/2014	0.75	0.12		5	U	PG/G
	MB 320-51963/1-A		LB	320-9280-2	1,2,3,7,8-PeCDD	9/11/2014	0.75	0.5		5	U	PG/G
	MB 320-51963/1-A		LB	320-9280-2	1,2,3,7,8-PeCDF	9/11/2014	0.75	0.28		5	U	PG/G
	MB 320-51963/1-A		LB	320-9280-2	2,3,4,6,7,8-HxCDF	9/11/2014	0.75	0.11		5	U	PG/G
	MB 320-51963/1-A		LB	320-9280-2	2,3,4,7,8-PeCDF	9/11/2014	0.75	0.3		5	U	PG/G
	MB 320-51963/1-A		LB	320-9280-2	2,3,7,8-TCDD	9/11/2014	0.15	0.15		1	U	PG/G
	MB 320-51963/1-A		LB	320-9280-2	2,3,7,8-TCDF	9/11/2014	0.15	0.16		1	U	PG/G
	MB 320-51963/1-A		LB	320-9280-2	OCDD	9/11/2014	0.784	0.11		10	J	PG/G

Table 5. Trip and Method Blank Data Summary for Open Burn Unit Samples, Kirtland Air Force Base, September 2014

Method	Blank ID	Matrix	Blank Type*	SDG	Analyte	Analysis Date	Result	DL	LOD	LOQ	Flag	Units
SW8290												
	MB 320-51963/1-A	SOIL	LB	320-9280-2	OCDF	9/11/2014	0.677	0.18		10	J	PG/G
	MB 320-51963/1-A		LB	320-9280-2	Total HpCDD	9/11/2014	0.259	0.14		5	J	PG/G
	MB 320-51963/1-A		LB	320-9280-2	Total HpCDF	9/11/2014	0.134	0.076		5	J	PG/G
	MB 320-51963/1-A		LB	320-9280-2	Total HxCDD	9/11/2014	0.75	0.12		5	U	PG/G
	MB 320-51963/1-A		LB	320-9280-2	Total HxCDF	9/11/2014	0.75	0.12		5	U	PG/G
	MB 320-51963/1-A		LB	320-9280-2	Total PeCDD	9/11/2014	0.75	0.5		5	U	PG/G
	MB 320-51963/1-A		LB	320-9280-2	Total PeCDF	9/11/2014	0.75	0.3		5	U	PG/G
	MB 320-51963/1-A		LB	320-9280-2	Total TCDD	9/11/2014	0.15	0.15		1	U	PG/G
	MB 320-51963/1-A		LB	320-9280-2	Total TCDF	9/11/2014	0.15	0.16		1	U	PG/G
SW8330B												
	MB 320-52639/1-A	SOIL	LB	320-9280-1	1,3,5-Trinitrobenzene	9/19/2014	0.05	0.01	0.05	0.25	U	MG/KG
	MB 320-52639/1-A		LB	320-9280-1	1,3-Dinitrobenzene	9/19/2014	0.05	0.0042	0.05	0.25	U	MG/KG
	MB 320-52639/1-A		LB	320-9280-1	2,4,6-Trinitrotoluene	9/19/2014	0.05	0.019	0.05	0.25	U	MG/KG
	MB 320-52639/1-A		LB	320-9280-1	2,4-Dinitrotoluene	9/19/2014	0.05	0.0053	0.05	0.25	U	MG/KG
	MB 320-52639/1-A		LB	320-9280-1	2,6-Dinitrotoluene	9/19/2014	0.05	0.0073	0.05	0.25	U	MG/KG

Table 5. Trip and Method Blank Data Summary for Open Burn Unit Samples, Kirtland Air Force Base, September 2014

Method	Blank ID	Matrix	Blank Type*	SDG	Analyte	Analysis Date	Result	DL	LOD	LOQ	Flag	Units
SW8330B												
	MB 320-52639/1-A	SOIL	LB	320-9280-1	2-Amino-4,6-dinitrotoluene	9/19/2014	0.05	0.013	0.05	0.25	U	MG/KG
	MB 320-52639/1-A		LB	320-9280-1	2-Nitrotoluene	9/19/2014	0.05	0.013	0.05	0.25	U	MG/KG
	MB 320-52639/1-A		LB	320-9280-1	3-Nitrotoluene	9/19/2014	0.05	0.016	0.05	0.25	U	MG/KG
	MB 320-52639/1-A		LB	320-9280-1	4-Amino-2,6-dinitrotoluene	9/19/2014	0.05	0.01	0.05	0.25	U	MG/KG
	MB 320-52639/1-A		LB	320-9280-1	4-Nitrotoluene	9/19/2014	0.05	0.018	0.05	0.25	U	MG/KG
	MB 320-52639/1-A		LB	320-9280-1	HMX	9/19/2014	0.05	0.012	0.05	0.25	U	MG/KG
	MB 320-52639/1-A		LB	320-9280-1	Nitrobenzene	9/19/2014	0.05	0.018	0.05	0.25	U	MG/KG
	MB 320-52639/1-A		LB	320-9280-1	Nitroglycerin	9/19/2014	0.25	0.015	0.25	0.5	U	MG/KG
	MB 320-52639/1-A		LB	320-9280-1	PETN	9/19/2014	0.25	0.025	0.25	0.5	U	MG/KG
	MB 320-52639/1-A		LB	320-9280-1	RDX	9/19/2014	0.05	0.012	0.05	0.25	U	MG/KG
	MB 320-52639/1-A		LB	320-9280-1	Tetryl	9/19/2014	0.05	0.01	0.05	0.25	U	MG/KG

*** Blank Type**

LB = Method Blank
EB = Equipment Blank
TB = Trip Blank

Qualifier Description
U = The analyte was analyzed for, but not detected. The associated numerical value is at or below the Limit of Detection (LOD).
J = The analyte was positively identified but the associated numerical value is below the Limit of Quantitation (LOQ).

Table 6. Laboratory Control Samples Data Summary for Open Burn Unit Samples, Kirtland Air Force Base, September 2014

Method	LabSample ID	Matrix	SDG	Analyte	% Recovery	Lower Control Limit	Upper Control Limit
EPA 7580							
	413163	SOIL	320-9280-1	White Phosphorus	104	70	141
SW6020							
	LCS 320-52942/2-A	SOIL	320-9280-1	Antimony	99	80	120
	LCS 320-52942/2-A		320-9280-1	Arsenic	102	80	120
	LCS 320-52942/2-A		320-9280-1	Barium	101	80	120
	LCS 320-52942/2-A		320-9280-1	Beryllium	100	80	120
	LCS 320-52942/2-A		320-9280-1	Cadmium	101	80	120
	LCS 320-52942/2-A		320-9280-1	Chromium	103	80	120
	LCS 320-52942/2-A		320-9280-1	Cobalt	104	80	120
	LCS 320-52942/2-A		320-9280-1	Copper	104	80	120
	LCS 320-52942/2-A		320-9280-1	Lead	108	80	120
	LCS 320-52942/2-A		320-9280-1	Nickel	104	80	120
	LCS 320-52942/2-A		320-9280-1	Selenium	101	80	120
	LCS 320-52942/2-A		320-9280-1	Silver	101	80	120
	LCS 320-52942/2-A		320-9280-1	Thallium	103	80	120
	LCS 320-52942/2-A		320-9280-1	Tin	102	80	120
	LCS 320-52942/2-A		320-9280-1	Vanadium	102	80	120
	LCS 320-52942/2-A		320-9280-1	Zinc	103	80	120
SW6850							
	LCS 320-52207/2-A	SOIL	320-9280-1	Perchlorate	90	80	120
SW7471							
	LCS 320-52405/12-A	SOIL	320-9280-1	Mercury	103	80	120
SW8260B							
	LCS 320-51990/9	SOIL	320-9280-1	1,1,1,2-Tetrachloroethane	114	75	125
	LCS 320-51990/9		320-9280-1	1,1,1-Trichloroethane	117	70	135
	LCS 320-51990/9		320-9280-1	1,1,2,2-Tetrachloroethane	103	55	130
	LCS 320-51990/9		320-9280-1	1,1,2-Trichloro-1,2,2-trifluoroethane	115	62	138
	LCS 320-51990/9		320-9280-1	1,1,2-Trichloroethane	93	60	125
	LCS 320-51990/9		320-9280-1	1,1-Dichloroethane	110	75	125
	LCS 320-51990/9		320-9280-1	1,1-Dichloroethene	116	65	135
	LCS 320-51990/9		320-9280-1	1,1-Dichloropropene	106	70	135
	LCS 320-51990/9		320-9280-1	1,2,3-Trichlorobenzene	116	60	135
	LCS 320-51990/9		320-9280-1	1,2,3-Trichloropropane	94	65	130
	LCS 320-51990/9		320-9280-1	1,2,4-Trichlorobenzene	124	65	130
	LCS 320-51990/9		320-9280-1	1,2,4-Trimethylbenzene	109	65	135
	LCS 320-51990/9		320-9280-1	1,2-Dibromo-3-Chloropropane	113	40	135
	LCS 320-51990/9		320-9280-1	1,2-Dibromoethane (EDB)	99	70	125
	LCS 320-51990/9		320-9280-1	1,2-Dichlorobenzene	106	75	120
	LCS 320-51990/9		320-9280-1	1,2-Dichloroethane	100	70	135
	LCS 320-51990/9		320-9280-1	1,2-Dichloropropane	101	70	120
	LCS 320-51990/9		320-9280-1	1,3,5-Trimethylbenzene	108	65	135
	LCS 320-51990/9		320-9280-1	1,3-Dichlorobenzene	103	70	125

Table 6. Laboratory Control Samples Data Summary for Open Burn Unit Samples, Kirtland Air Force Base, September 2014

Method	LabSample ID	Matrix	SDG	Analyte	% Recovery	Lower Control Limit	Upper Control Limit
SW8260B							
	LCS 320-51990/9	SOIL	320-9280-1	1,3-Dichloropropane	96	75	125
	LCS 320-51990/9		320-9280-1	1,4-Dichlorobenzene	105	70	125
	LCS 320-51990/9		320-9280-1	1,4-Dioxane	96	47	151
	LCS 320-51990/9		320-9280-1	2,2-Dichloropropane	124	65	135
	LCS 320-51990/9		320-9280-1	2-Butanone (MEK)	102	30	160
	LCS 320-51990/9		320-9280-1	2-Chlorotoluene	105	70	130
	LCS 320-51990/9		320-9280-1	2-Hexanone	93	45	145
	LCS 320-51990/9		320-9280-1	4-Chlorotoluene	100	75	125
	LCS 320-51990/9		320-9280-1	4-Methyl-2-pentanone (MIBK)	101	45	145
	LCS 320-51990/9		320-9280-1	Acetone	121	20	160
	LCS 320-51990/9		320-9280-1	Benzene	104	75	125
	LCS 320-51990/9		320-9280-1	Bromobenzene	99	65	120
	LCS 320-51990/9		320-9280-1	Bromochloromethane	106	70	125
	LCS 320-51990/9		320-9280-1	Bromodichloromethane	101	70	130
	LCS 320-51990/9		320-9280-1	Bromoform	105	55	135
	LCS 320-51990/9		320-9280-1	Bromomethane	118	30	160
	LCS 320-51990/9		320-9280-1	Carbon disulfide	117	45	160
	LCS 320-51990/9		320-9280-1	Carbon tetrachloride	117	65	135
	LCS 320-51990/9		320-9280-1	Chlorobenzene	102	75	125
	LCS 320-51990/9		320-9280-1	Chloroethane	115	40	155
	LCS 320-51990/9		320-9280-1	Chloroform	109	70	125
	LCS 320-51990/9		320-9280-1	Chloromethane	116	50	130
	LCS 320-51990/9		320-9280-1	cis-1,2-Dichloroethene	110	65	125
	LCS 320-51990/9		320-9280-1	cis-1,3-Dichloropropene	99	70	125
	LCS 320-51990/9		320-9280-1	Dibromochloromethane	103	65	130
	LCS 320-51990/9		320-9280-1	Dibromomethane	97	75	130
	LCS 320-51990/9		320-9280-1	Dichlorodifluoromethane	116	35	135
	LCS 320-51990/9		320-9280-1	Ethylbenzene	103	75	125
	LCS 320-51990/9		320-9280-1	Hexachlorobutadiene	117	55	140
	LCS 320-51990/9		320-9280-1	Isopropylbenzene	113	75	130
	LCS 320-51990/9		320-9280-1	Methyl tert-butyl ether	109	66	146
	LCS 320-51990/9		320-9280-1	Methylene Chloride	108	55	140
	LCS 320-51990/9		320-9280-1	m-Xylene & p-Xylene	103	80	125
	LCS 320-51990/9		320-9280-1	Naphthalene	116	40	125
	LCS 320-51990/9		320-9280-1	n-Butylbenzene	116	65	140
	LCS 320-51990/9		320-9280-1	N-Propylbenzene	104	65	135
	LCS 320-51990/9		320-9280-1	o-Xylene	109	75	125
	LCS 320-51990/9		320-9280-1	p-Isopropyltoluene	113	75	135
	LCS 320-51990/9		320-9280-1	sec-Butylbenzene	112	65	130
	LCS 320-51990/9		320-9280-1	Styrene	99	75	125
	LCS 320-51990/9		320-9280-1	tert-Butylbenzene	111	65	130
	LCS 320-51990/9		320-9280-1	Tetrachloroethene	109	65	140

Table 6. Laboratory Control Samples Data Summary for Open Burn Unit Samples, Kirtland Air Force Base, September 2014

Method	LabSample ID	Matrix	SDG	Analyte	% Recovery	Lower Control Limit	Upper Control Limit
SW8260B							
	LCS 320-51990/9	SOIL	320-9280-1	Toluene	98	70	125
	LCS 320-51990/9		320-9280-1	trans-1,2-Dichloroethene	112	65	135
	LCS 320-51990/9		320-9280-1	trans-1,3-Dichloropropene	94	65	125
	LCS 320-51990/9		320-9280-1	Trichloroethene	100	75	125
	LCS 320-51990/9		320-9280-1	Trichlorofluoromethane	65	25	185
	LCS 320-51990/9		320-9280-1	Vinyl chloride	114	60	125
	LCS 320-52114/6		320-9280-1	1,1,1,2-Tetrachloroethane	106	75	125
	LCS 320-52114/6		320-9280-1	1,1,1-Trichloroethane	114	70	135
	LCS 320-52114/6		320-9280-1	1,1,2,2-Tetrachloroethane	105	55	130
	LCS 320-52114/6		320-9280-1	1,1,2-Trichloro-1,2,2-trifluoroethane	115	62	138
	LCS 320-52114/6		320-9280-1	1,1,2-Trichloroethane	105	60	125
	LCS 320-52114/6		320-9280-1	1,1-Dichloroethane	107	75	125
	LCS 320-52114/6		320-9280-1	1,1-Dichloroethene	111	65	135
	LCS 320-52114/6		320-9280-1	1,1-Dichloropropene	105	70	135
	LCS 320-52114/6		320-9280-1	1,2,3-Trichlorobenzene	116	60	135
	LCS 320-52114/6		320-9280-1	1,2,3-Trichloropropane	102	65	130
	LCS 320-52114/6		320-9280-1	1,2,4-Trichlorobenzene	120	65	130
	LCS 320-52114/6		320-9280-1	1,2,4-Trimethylbenzene	110	65	135
	LCS 320-52114/6		320-9280-1	1,2-Dibromo-3-Chloropropane	117	40	135
	LCS 320-52114/6		320-9280-1	1,2-Dibromoethane (EDB)	103	70	125
	LCS 320-52114/6		320-9280-1	1,2-Dichlorobenzene	107	75	120
	LCS 320-52114/6		320-9280-1	1,2-Dichloroethane	103	70	135
	LCS 320-52114/6		320-9280-1	1,2-Dichloropropane	103	70	120
	LCS 320-52114/6		320-9280-1	1,3,5-Trimethylbenzene	110	65	135
	LCS 320-52114/6		320-9280-1	1,3-Dichlorobenzene	106	70	125
	LCS 320-52114/6		320-9280-1	1,3-Dichloropropane	102	75	125
	LCS 320-52114/6		320-9280-1	1,4-Dichlorobenzene	107	70	125
	LCS 320-52114/6		320-9280-1	1,4-Dioxane	105	47	151
	LCS 320-52114/6		320-9280-1	2,2-Dichloropropane	126	65	135
	LCS 320-52114/6		320-9280-1	2-Butanone (MEK)	109	30	160
	LCS 320-52114/6		320-9280-1	2-Chlorotoluene	107	70	130
	LCS 320-52114/6		320-9280-1	2-Hexanone	101	45	145
	LCS 320-52114/6		320-9280-1	4-Chlorotoluene	104	75	125
	LCS 320-52114/6		320-9280-1	4-Methyl-2-pentanone (MIBK)	110	45	145
	LCS 320-52114/6		320-9280-1	Acetone	120	20	160
	LCS 320-52114/6		320-9280-1	Benzene	104	75	125
	LCS 320-52114/6		320-9280-1	Bromobenzene	104	65	120
	LCS 320-52114/6		320-9280-1	Bromochloromethane	107	70	125
	LCS 320-52114/6		320-9280-1	Bromodichloromethane	106	70	130
	LCS 320-52114/6		320-9280-1	Bromoform	106	55	135
	LCS 320-52114/6		320-9280-1	Bromomethane	119	30	160
	LCS 320-52114/6		320-9280-1	Carbon disulfide	112	45	160

Table 6. Laboratory Control Samples Data Summary for Open Burn Unit Samples, Kirtland Air Force Base, September 2014

Method	LabSample ID	Matrix	SDG	Analyte	% Recovery	Lower Control Limit	Upper Control Limit
SW8260B							
	LCS 320-52114/6	SOIL	320-9280-1	Carbon tetrachloride	115	65	135
	LCS 320-52114/6		320-9280-1	Chlorobenzene	104	75	125
	LCS 320-52114/6		320-9280-1	Chloroethane	114	40	155
	LCS 320-52114/6		320-9280-1	Chloroform	107	70	125
	LCS 320-52114/6		320-9280-1	Chloromethane	113	50	130
	LCS 320-52114/6		320-9280-1	cis-1,2-Dichloroethene	107	65	125
	LCS 320-52114/6		320-9280-1	cis-1,3-Dichloropropene	110	70	125
	LCS 320-52114/6		320-9280-1	Dibromochloromethane	107	65	130
	LCS 320-52114/6		320-9280-1	Dibromomethane	103	75	130
	LCS 320-52114/6		320-9280-1	Dichlorodifluoromethane	123	35	135
	LCS 320-52114/6		320-9280-1	Ethylbenzene	103	75	125
	LCS 320-52114/6		320-9280-1	Hexachlorobutadiene	112	55	140
	LCS 320-52114/6		320-9280-1	Isopropylbenzene	109	75	130
	LCS 320-52114/6		320-9280-1	Methyl tert-butyl ether	108	66	146
	LCS 320-52114/6		320-9280-1	Methylene Chloride	104	55	140
	LCS 320-52114/6		320-9280-1	m-Xylene & p-Xylene	104	80	125
	LCS 320-52114/6		320-9280-1	Naphthalene	115	40	125
	LCS 320-52114/6		320-9280-1	n-Butylbenzene	115	65	140
	LCS 320-52114/6		320-9280-1	N-Propylbenzene	106	65	135
	LCS 320-52114/6		320-9280-1	o-Xylene	105	75	125
	LCS 320-52114/6		320-9280-1	p-Isopropyltoluene	113	75	135
	LCS 320-52114/6		320-9280-1	sec-Butylbenzene	111	65	130
	LCS 320-52114/6		320-9280-1	Styrene	101	75	125
	LCS 320-52114/6		320-9280-1	tert-Butylbenzene	110	65	130
	LCS 320-52114/6		320-9280-1	Tetrachloroethene	108	65	140
	LCS 320-52114/6		320-9280-1	Toluene	108	70	125
	LCS 320-52114/6		320-9280-1	trans-1,2-Dichloroethene	110	65	135
	LCS 320-52114/6		320-9280-1	trans-1,3-Dichloropropene	110	65	125
	LCS 320-52114/6		320-9280-1	Trichloroethene	104	75	125
	LCS 320-52114/6		320-9280-1	Trichlorofluoromethane	113	25	185
	LCS 320-52114/6		320-9280-1	Vinyl chloride	111	60	125
	LCS 320-52986/9	WATER	320-9280-1	1,1,1,2-Tetrachloroethane	104	80	130
	LCS 320-52986/9		320-9280-1	1,1,1-Trichloroethane	98	65	130
	LCS 320-52986/9		320-9280-1	1,1,2,2-Tetrachloroethane	106	65	130
	LCS 320-52986/9		320-9280-1	1,1,2-Trichloro-1,2,2-trifluoroethane	109	64	125
	LCS 320-52986/9		320-9280-1	1,1,2-Trichloroethane	109	70	125
	LCS 320-52986/9		320-9280-1	1,1-Dichloroethane	103	70	135
	LCS 320-52986/9		320-9280-1	1,1-Dichloroethene	103	70	130
	LCS 320-52986/9		320-9280-1	1,1-Dichloropropene	104	75	130
	LCS 320-52986/9		320-9280-1	1,2,3-Trichlorobenzene	91	55	140
	LCS 320-52986/9		320-9280-1	1,2,3-Trichloropropane	104	75	125
	LCS 320-52986/9		320-9280-1	1,2,4-Trichlorobenzene	94	65	135

Table 6. Laboratory Control Samples Data Summary for Open Burn Unit Samples, Kirtland Air Force Base, September 2014

Method	LabSample ID	Matrix	SDG	Analyte	% Recovery	Lower Control Limit	Upper Control Limit
SW8260B							
	LCS 320-52986/9	WATER	320-9280-1	1,2,4-Trimethylbenzene	107	75	130
	LCS 320-52986/9		320-9280-1	1,2-Dibromo-3-Chloropropane	92	50	130
	LCS 320-52986/9		320-9280-1	1,2-Dibromoethane (EDB)	104	80	120
	LCS 320-52986/9		320-9280-1	1,2-Dichlorobenzene	107	70	120
	LCS 320-52986/9		320-9280-1	1,2-Dichloroethane	108	70	130
	LCS 320-52986/9		320-9280-1	1,2-Dichloropropane	107	75	125
	LCS 320-52986/9		320-9280-1	1,3,5-Trimethylbenzene	108	75	130
	LCS 320-52986/9		320-9280-1	1,3-Dichlorobenzene	106	75	125
	LCS 320-52986/9		320-9280-1	1,3-Dichloropropane	105	75	125
	LCS 320-52986/9		320-9280-1	1,4-Dichlorobenzene	103	75	125
	LCS 320-52986/9		320-9280-1	1,4-Dioxane	78	29	168
	LCS 320-52986/9		320-9280-1	2,2-Dichloropropane	92	70	135
	LCS 320-52986/9		320-9280-1	2-Butanone (MEK)	102	30	150
	LCS 320-52986/9		320-9280-1	2-Chlorotoluene	103	75	125
	LCS 320-52986/9		320-9280-1	2-Hexanone	103	55	130
	LCS 320-52986/9		320-9280-1	4-Chlorotoluene	105	75	130
	LCS 320-52986/9		320-9280-1	4-Methyl-2-pentanone (MIBK)	106	60	135
	LCS 320-52986/9		320-9280-1	Acetone	99	40	140
	LCS 320-52986/9		320-9280-1	Benzene	102	80	120
	LCS 320-52986/9		320-9280-1	Bromobenzene	104	75	125
	LCS 320-52986/9		320-9280-1	Bromochloromethane	106	65	130
	LCS 320-52986/9		320-9280-1	Bromodichloromethane	108	65	130
	LCS 320-52986/9		320-9280-1	Bromoform	112	70	120
	LCS 320-52986/9		320-9280-1	Bromomethane	101	30	145
	LCS 320-52986/9		320-9280-1	Carbon disulfide	95	35	160
	LCS 320-52986/9		320-9280-1	Carbon tetrachloride	105	65	140
	LCS 320-52986/9		320-9280-1	Chlorobenzene	104	80	120
	LCS 320-52986/9		320-9280-1	Chloroethane	98	60	135
	LCS 320-52986/9		320-9280-1	Chloroform	103	65	135
	LCS 320-52986/9		320-9280-1	Chloromethane	90	40	125
	LCS 320-52986/9		320-9280-1	cis-1,2-Dichloroethene	104	70	125
	LCS 320-52986/9		320-9280-1	cis-1,3-Dichloropropene	109	70	130
	LCS 320-52986/9		320-9280-1	Dibromochloromethane	107	60	135
	LCS 320-52986/9		320-9280-1	Dibromomethane	108	75	125
	LCS 320-52986/9		320-9280-1	Dichlorodifluoromethane	118	30	155
	LCS 320-52986/9		320-9280-1	Ethylbenzene	104	75	125
	LCS 320-52986/9		320-9280-1	Hexachlorobutadiene	98	50	140
	LCS 320-52986/9		320-9280-1	Isopropylbenzene	107	75	125
	LCS 320-52986/9		320-9280-1	Methyl tert-butyl ether	99	71	125
	LCS 320-52986/9		320-9280-1	Methylene Chloride	100	55	140
	LCS 320-52986/9		320-9280-1	m-Xylene & p-Xylene	107	75	130
	LCS 320-52986/9		320-9280-1	Naphthalene	89	55	140

Table 6. Laboratory Control Samples Data Summary for Open Burn Unit Samples, Kirtland Air Force Base, September 2014

Method	LabSample ID	Matrix	SDG	Analyte	% Recovery	Lower Control Limit	Upper Control Limit
SW8260B							
	LCS 320-52986/9	WATER	320-9280-1	n-Butylbenzene	109	70	135
	LCS 320-52986/9		320-9280-1	N-Propylbenzene	104	80	130
	LCS 320-52986/9		320-9280-1	o-Xylene	106	80	120
	LCS 320-52986/9		320-9280-1	p-Isopropyltoluene	109	75	130
	LCS 320-52986/9		320-9280-1	sec-Butylbenzene	107	70	130
	LCS 320-52986/9		320-9280-1	Styrene	107	65	135
	LCS 320-52986/9		320-9280-1	tert-Butylbenzene	102	70	130
	LCS 320-52986/9		320-9280-1	Tetrachloroethene	103	45	150
	LCS 320-52986/9		320-9280-1	Toluene	103	75	120
	LCS 320-52986/9		320-9280-1	trans-1,2-Dichloroethene	102	60	140
	LCS 320-52986/9		320-9280-1	trans-1,3-Dichloropropene	115	55	140
	LCS 320-52986/9		320-9280-1	Trichloroethene	100	70	125
	LCS 320-52986/9		320-9280-1	Trichlorofluoromethane	115	60	145
	LCS 320-52986/9		320-9280-1	Vinyl chloride	98	50	136
SW8270C							
	LCS 320-52204/2-A	SOIL	320-9280-1	1,2,4,5-Tetrachlorobenzene	71	50	93
	LCS 320-52204/2-A		320-9280-1	1,2,4-Trichlorobenzene	71	45	110
	LCS 320-52204/2-A		320-9280-1	1,2-Dichlorobenzene	68	45	95
	LCS 320-52204/2-A		320-9280-1	1,3-Dichlorobenzene	64	40	100
	LCS 320-52204/2-A		320-9280-1	1,4-Dichlorobenzene	67	35	105
	LCS 320-52204/2-A		320-9280-1	2,4,5-Trichlorophenol	90	50	110
	LCS 320-52204/2-A		320-9280-1	2,4,6-Trichlorophenol	84	45	110
	LCS 320-52204/2-A		320-9280-1	2,4-Dichlorophenol	79	45	110
	LCS 320-52204/2-A		320-9280-1	2,4-Dimethylphenol	84	30	105
	LCS 320-52204/2-A		320-9280-1	2,4-Dinitrophenol	26	15	130
	LCS 320-52204/2-A		320-9280-1	2,4-Dinitrotoluene	86	50	115
	LCS 320-52204/2-A		320-9280-1	2,6-Dinitrotoluene	87	50	110
	LCS 320-52204/2-A		320-9280-1	2-Chloronaphthalene	73	45	105
	LCS 320-52204/2-A		320-9280-1	2-Chlorophenol	81	45	105
	LCS 320-52204/2-A		320-9280-1	2-Methylnaphthalene	75	45	105
	LCS 320-52204/2-A		320-9280-1	2-Methylphenol	86	40	105
	LCS 320-52204/2-A		320-9280-1	2-Nitroaniline	98	45	120
	LCS 320-52204/2-A		320-9280-1	2-Nitrophenol	77	40	110
	LCS 320-52204/2-A		320-9280-1	3,3'-Dichlorobenzidine	77	10	130
	LCS 320-52204/2-A		320-9280-1	3-Methylphenol & 4-Methylphenol	89	40	105
	LCS 320-52204/2-A		320-9280-1	3-Nitroaniline	86	25	110
	LCS 320-52204/2-A		320-9280-1	4,6-Dinitro-2-methylphenol	37	30	135
	LCS 320-52204/2-A		320-9280-1	4-Bromophenyl phenyl ether	84	45	115
	LCS 320-52204/2-A		320-9280-1	4-Chloro-3-methylphenol	90	45	115
	LCS 320-52204/2-A		320-9280-1	4-Chloroaniline	75	10	95
	LCS 320-52204/2-A		320-9280-1	4-Chlorophenyl phenyl ether	79	45	110
	LCS 320-52204/2-A		320-9280-1	4-Nitroaniline	87	35	115

Table 6. Laboratory Control Samples Data Summary for Open Burn Unit Samples, Kirtland Air Force Base, September 2014

Method	LabSample ID	Matrix	SDG	Analyte	% Recovery	Lower Control Limit	Upper Control Limit
SW8270C							
	LCS 320-52204/2-A	SOIL	320-9280-1	4-Nitrophenol	95	15	140
	LCS 320-52204/2-A		320-9280-1	Acenaphthene	79	45	110
	LCS 320-52204/2-A		320-9280-1	Acenaphthylene	79	45	105
	LCS 320-52204/2-A		320-9280-1	Acetophenone	61	33	115
	LCS 320-52204/2-A		320-9280-1	Anthracene	83	55	105
	LCS 320-52204/2-A		320-9280-1	Azobenzene	83	67	109
	LCS 320-52204/2-A		320-9280-1	Benzaldehyde	77	39	111
	LCS 320-52204/2-A		320-9280-1	Benzo[a]anthracene	86	50	110
	LCS 320-52204/2-A		320-9280-1	Benzo[a]pyrene	84	50	110
	LCS 320-52204/2-A		320-9280-1	Benzo[b]fluoranthene	96	45	115
	LCS 320-52204/2-A		320-9280-1	Benzo[g,h,i]perylene	87	40	125
	LCS 320-52204/2-A		320-9280-1	Benzo[k]fluoranthene	78	45	125
	LCS 320-52204/2-A		320-9280-1	Benzoic acid	70	10	89
	LCS 320-52204/2-A		320-9280-1	Benzyl alcohol	88	20	125
	LCS 320-52204/2-A		320-9280-1	bis (2-chloroisopropyl) ether	68	20	115
	LCS 320-52204/2-A		320-9280-1	Bis(2-chloroethoxy)methane	78	45	110
	LCS 320-52204/2-A		320-9280-1	Bis(2-chloroethyl)ether	72	40	105
	LCS 320-52204/2-A		320-9280-1	Bis(2-ethylhexyl) phthalate	93	45	125
	LCS 320-52204/2-A		320-9280-1	Butyl benzyl phthalate	95	50	125
	LCS 320-52204/2-A		320-9280-1	Carbazole	85	45	115
	LCS 320-52204/2-A		320-9280-1	Chrysene	80	55	110
	LCS 320-52204/2-A		320-9280-1	Dibenz(a,h)anthracene	87	40	125
	LCS 320-52204/2-A		320-9280-1	Dibenzofuran	77	50	105
	LCS 320-52204/2-A		320-9280-1	Diethyl phthalate	85	50	115
	LCS 320-52204/2-A		320-9280-1	Dimethyl phthalate	84	50	110
	LCS 320-52204/2-A		320-9280-1	Di-n-butyl phthalate	87	55	110
	LCS 320-52204/2-A		320-9280-1	Di-n-octyl phthalate	94	40	130
	LCS 320-52204/2-A		320-9280-1	Fluoranthene	85	55	115
	LCS 320-52204/2-A		320-9280-1	Fluorene	84	50	110
	LCS 320-52204/2-A		320-9280-1	Hexachlorobenzene	77	45	120
	LCS 320-52204/2-A		320-9280-1	Hexachlorobutadiene	64	40	115
	LCS 320-52204/2-A		320-9280-1	Hexachlorocyclopentadiene	64	55	104
	LCS 320-52204/2-A		320-9280-1	Hexachloroethane	66	35	110
	LCS 320-52204/2-A		320-9280-1	Indeno[1,2,3-cd]pyrene	88	40	120
	LCS 320-52204/2-A		320-9280-1	Isophorone	79	45	110
	LCS 320-52204/2-A		320-9280-1	Naphthalene	72	40	105
	LCS 320-52204/2-A		320-9280-1	Nitrobenzene	76	40	115
	LCS 320-52204/2-A		320-9280-1	N-Nitrosodimethylamine	70	20	115
	LCS 320-52204/2-A		320-9280-1	N-Nitrosodi-n-propylamine	82	40	115
	LCS 320-52204/2-A		320-9280-1	N-Nitrosodiphenylamine	84	50	115
	LCS 320-52204/2-A		320-9280-1	Pentachlorophenol	70	25	120
	LCS 320-52204/2-A		320-9280-1	Phenanthrene	79	50	110

Table 6. Laboratory Control Samples Data Summary for Open Burn Unit Samples, Kirtland Air Force Base, September 2014

Method	LabSample ID	Matrix	SDG	Analyte	% Recovery	Lower Control Limit	Upper Control Limit
SW8270C							
	LCS 320-52204/2-A	SOIL	320-9280-1	Phenol	81	40	100
	LCS 320-52204/2-A		320-9280-1	Pyrene	81	45	125
	LCS 320-52204/3-A		320-9280-1	2,6-Dichlorophenol	81	50	120
	LCS 320-52204/3-A		320-9280-1	N-Nitrosopyrrolidine	95	45	126
	LCS 320-53302/2-A		320-9280-1	1,2,4,5-Tetrachlorobenzene	82	50	93
	LCS 320-53302/2-A		320-9280-1	1,2,4-Trichlorobenzene	81	45	110
	LCS 320-53302/2-A		320-9280-1	1,2-Dichlorobenzene	78	45	95
	LCS 320-53302/2-A		320-9280-1	1,3-Dichlorobenzene	74	40	100
	LCS 320-53302/2-A		320-9280-1	1,4-Dichlorobenzene	76	35	105
	LCS 320-53302/2-A		320-9280-1	2,4,5-Trichlorophenol	96	50	110
	LCS 320-53302/2-A		320-9280-1	2,4,6-Trichlorophenol	92	45	110
	LCS 320-53302/2-A		320-9280-1	2,4-Dichlorophenol	89	45	110
	LCS 320-53302/2-A		320-9280-1	2,4-Dimethylphenol	89	30	105
	LCS 320-53302/2-A		320-9280-1	2,4-Dinitrophenol	25	15	130
	LCS 320-53302/2-A		320-9280-1	2,4-Dinitrotoluene	91	50	115
	LCS 320-53302/2-A		320-9280-1	2,6-Dinitrotoluene	95	50	110
	LCS 320-53302/2-A		320-9280-1	2-Chloronaphthalene	86	45	105
	LCS 320-53302/2-A		320-9280-1	2-Chlorophenol	91	45	105
	LCS 320-53302/2-A		320-9280-1	2-Methylnaphthalene	84	45	105
	LCS 320-53302/2-A		320-9280-1	2-Methylphenol	93	40	105
	LCS 320-53302/2-A		320-9280-1	2-Nitroaniline	99	45	120
	LCS 320-53302/2-A		320-9280-1	2-Nitrophenol	87	40	110
	LCS 320-53302/2-A		320-9280-1	3,3'-Dichlorobenzidine	82	10	130
	LCS 320-53302/2-A		320-9280-1	3-Methylphenol & 4-Methylphenol	100	40	105
	LCS 320-53302/2-A		320-9280-1	3-Nitroaniline	90	25	110
	LCS 320-53302/2-A		320-9280-1	4,6-Dinitro-2-methylphenol	40	30	135
	LCS 320-53302/2-A		320-9280-1	4-Bromophenyl phenyl ether	91	45	115
	LCS 320-53302/2-A		320-9280-1	4-Chloro-3-methylphenol	95	45	115
	LCS 320-53302/2-A		320-9280-1	4-Chloroaniline	78	10	95
	LCS 320-53302/2-A		320-9280-1	4-Chlorophenyl phenyl ether	87	45	110
	LCS 320-53302/2-A		320-9280-1	4-Nitroaniline	96	35	115
	LCS 320-53302/2-A		320-9280-1	4-Nitrophenol	95	15	140
	LCS 320-53302/2-A		320-9280-1	Acenaphthene	90	45	110
	LCS 320-53302/2-A		320-9280-1	Acenaphthylene	89	45	105
	LCS 320-53302/2-A		320-9280-1	Acetophenone	67	33	115
	LCS 320-53302/2-A		320-9280-1	Anthracene	92	55	105
	LCS 320-53302/2-A		320-9280-1	Azobenzene	92	67	109
	LCS 320-53302/2-A		320-9280-1	Benzaldehyde	85	39	111
	LCS 320-53302/2-A		320-9280-1	Benzo[a]anthracene	92	50	110
	LCS 320-53302/2-A		320-9280-1	Benzo[a]pyrene	94	50	110
	LCS 320-53302/2-A		320-9280-1	Benzo[b]fluoranthene	94	45	115
	LCS 320-53302/2-A		320-9280-1	Benzo[g,h,i]perylene	98	40	125

Table 6. Laboratory Control Samples Data Summary for Open Burn Unit Samples, Kirtland Air Force Base, September 2014

Method	LabSample ID	Matrix	SDG	Analyte	% Recovery	Lower Control Limit	Upper Control Limit
SW8270C							
	LCS 320-53302/2-A	SOIL	320-9280-1	Benzo[k]fluoranthene	95	45	125
	LCS 320-53302/2-A		320-9280-1	Benzoic acid	68	10	89
	LCS 320-53302/2-A		320-9280-1	Benzyl alcohol	89	20	125
	LCS 320-53302/2-A		320-9280-1	bis (2-chloroisopropyl) ether	71	20	115
	LCS 320-53302/2-A		320-9280-1	Bis(2-chloroethoxy)methane	87	45	110
	LCS 320-53302/2-A		320-9280-1	Bis(2-chloroethyl)ether	77	40	105
	LCS 320-53302/2-A		320-9280-1	Bis(2-ethylhexyl) phthalate	95	45	125
	LCS 320-53302/2-A		320-9280-1	Butyl benzyl phthalate	97	50	125
	LCS 320-53302/2-A		320-9280-1	Carbazole	93	45	115
	LCS 320-53302/2-A		320-9280-1	Chrysene	90	55	110
	LCS 320-53302/2-A		320-9280-1	Dibenz(a,h)anthracene	106	40	125
	LCS 320-53302/2-A		320-9280-1	Dibenzofuran	85	50	105
	LCS 320-53302/2-A		320-9280-1	Diethyl phthalate	91	50	115
	LCS 320-53302/2-A		320-9280-1	Dimethyl phthalate	91	50	110
	LCS 320-53302/2-A		320-9280-1	Di-n-butyl phthalate	92	55	110
	LCS 320-53302/2-A		320-9280-1	Di-n-octyl phthalate	95	40	130
	LCS 320-53302/2-A		320-9280-1	Fluoranthene	93	55	115
	LCS 320-53302/2-A		320-9280-1	Fluorene	93	50	110
	LCS 320-53302/2-A		320-9280-1	Hexachlorobenzene	85	45	120
	LCS 320-53302/2-A		320-9280-1	Hexachlorobutadiene	76	40	115
	LCS 320-53302/2-A		320-9280-1	Hexachlorocyclopentadiene	72	55	104
	LCS 320-53302/2-A		320-9280-1	Hexachloroethane	76	35	110
	LCS 320-53302/2-A		320-9280-1	Indeno[1,2,3-cd]pyrene	90	40	120
	LCS 320-53302/2-A		320-9280-1	Isophorone	85	45	110
	LCS 320-53302/2-A		320-9280-1	Naphthalene	83	40	105
	LCS 320-53302/2-A		320-9280-1	Nitrobenzene	86	40	115
	LCS 320-53302/2-A		320-9280-1	N-Nitrosodimethylamine	82	20	115
	LCS 320-53302/2-A		320-9280-1	N-Nitrosodi-n-propylamine	89	40	115
	LCS 320-53302/2-A		320-9280-1	N-Nitrosodiphenylamine	91	50	115
	LCS 320-53302/2-A		320-9280-1	Pentachlorophenol	73	25	120
	LCS 320-53302/2-A		320-9280-1	Phenanthrene	89	50	110
	LCS 320-53302/2-A		320-9280-1	Phenol	98	40	100
	LCS 320-53302/2-A		320-9280-1	Pyrene	86	45	125
	LCS 320-53302/3-A		320-9280-1	2,6-Dichlorophenol	82	50	120
	LCS 320-53302/3-A		320-9280-1	N-Nitrosopyrrolidine	89	45	126
SW8290							
	LCS 320-51963/2-A	SOIL	320-9280-2	1,2,3,4,6,7,8-HpCDD	111	40	125
	LCS 320-51963/2-A		320-9280-2	1,2,3,4,6,7,8-HpCDF	108	40	125
	LCS 320-51963/2-A		320-9280-2	1,2,3,4,7,8,9-HpCDF	104	40	125
	LCS 320-51963/2-A		320-9280-2	1,2,3,4,7,8-HxCDD	100	40	125
	LCS 320-51963/2-A		320-9280-2	1,2,3,4,7,8-HxCDF	107	40	125
	LCS 320-51963/2-A		320-9280-2	1,2,3,6,7,8-HxCDD	115	40	125

Table 6. Laboratory Control Samples Data Summary for Open Burn Unit Samples, Kirtland Air Force Base, September 2014

Method	LabSample ID	Matrix	SDG	Analyte	% Recovery	Lower Control Limit	Upper Control Limit
SW8290							
	LCS 320-51963/2-A	SOIL	320-9280-2	1,2,3,6,7,8-HxCDF	112	40	125
	LCS 320-51963/2-A		320-9280-2	1,2,3,7,8,9-HxCDD	111	40	125
	LCS 320-51963/2-A		320-9280-2	1,2,3,7,8,9-HxCDF	107	40	125
	LCS 320-51963/2-A		320-9280-2	1,2,3,7,8-PeCDD	109	40	125
	LCS 320-51963/2-A		320-9280-2	1,2,3,7,8-PeCDF	108	40	125
	LCS 320-51963/2-A		320-9280-2	2,3,4,6,7,8-HxCDF	108	40	125
	LCS 320-51963/2-A		320-9280-2	2,3,4,7,8-PeCDF	109	40	125
	LCS 320-51963/2-A		320-9280-2	2,3,7,8-TCDD	103	40	125
	LCS 320-51963/2-A		320-9280-2	2,3,7,8-TCDF	111	40	125
	LCS 320-51963/2-A		320-9280-2	OCDD	112	40	125
	LCS 320-51963/2-A		320-9280-2	OCDF	113	40	125
SW8330B							
	LCS 320-52639/2-A	SOIL	320-9280-1	1,3,5-Trinitrobenzene	104	81	121
	LCS 320-52639/2-A		320-9280-1	1,3-Dinitrobenzene	103	81	121
	LCS 320-52639/2-A		320-9280-1	2,4,6-Trinitrotoluene	98	65	105
	LCS 320-52639/2-A		320-9280-1	2,4-Dinitrotoluene	101	79	119
	LCS 320-52639/2-A		320-9280-1	2,6-Dinitrotoluene	101	79	119
	LCS 320-52639/2-A		320-9280-1	2-Amino-4,6-dinitrotoluene	103	79	119
	LCS 320-52639/2-A		320-9280-1	2-Nitrotoluene	101	78	118
	LCS 320-52639/2-A		320-9280-1	3-Nitrotoluene	100	77	117
	LCS 320-52639/2-A		320-9280-1	4-Amino-2,6-dinitrotoluene	104	81	121
	LCS 320-52639/2-A		320-9280-1	4-Nitrotoluene	100	78	118
	LCS 320-52639/2-A		320-9280-1	HMX	103	80	120
	LCS 320-52639/2-A		320-9280-1	Nitrobenzene	103	80	120
	LCS 320-52639/2-A		320-9280-1	Nitroglycerin	91	76	116
	LCS 320-52639/2-A		320-9280-1	PETN	93	76	116
	LCS 320-52639/2-A		320-9280-1	RDX	103	82	122
	LCS 320-52639/2-A		320-9280-1	Tetryl	97	63	120

Bold formatting indicates recoveries below the lower control limit or above the upper control limit.

Table 7. Matrix Spike and Matrix Spike Duplicate Sample Data Summary for Open Burn Unit, Kirtland Air Force Base, September 2014

Method	Sample ID	Matrix	SDG	QA/QC Type	Analyte	Dilution	% Recovery	Lower Control Limit	Upper Control Limit
EPA 7580									
	OB-SS-SUB02-0914MS	SOIL	320-9280-1	MS	White Phosphorus	1	98.693	65	135
	OB-SS-SUB02-0914MSD	SOIL		SD	White Phosphorus	1	97.172	65	135
SW6020									
	OB-SS-SUB02-0914MS	SOIL	320-9280-1	**MS**	**Antimony**	1	**70**	**80**	**120**
	OB-SS-SUB02-0914MS	SOIL		MS	Arsenic	1	93	80	120
	OB-SS-SUB02-0914MS	SOIL		**MS**	**Barium**	1	**171**	**80**	**120**
	OB-SS-SUB02-0914MS	SOIL		MS	Beryllium	1	89	80	120
	OB-SS-SUB02-0914MS	SOIL		MS	Cadmium	1	90	80	120
	OB-SS-SUB02-0914MS	SOIL		MS	Chromium	1	95	80	120
	OB-SS-SUB02-0914MS	SOIL		MS	Cobalt	1	90	80	120
	OB-SS-SUB02-0914MS	SOIL		**MS**	**Copper**	1	**-136**	**80**	**120**
	OB-SS-SUB02-0914MS	SOIL		MS	Lead	1	103	80	120
	OB-SS-SUB02-0914MS	SOIL		MS	Nickel	1	84	80	120
	OB-SS-SUB02-0914MS	SOIL		**MS**	**Selenium**	1	**78**	**80**	**120**
	OB-SS-SUB02-0914MS	SOIL		MS	Silver	1	90	80	120
	OB-SS-SUB02-0914MS	SOIL		MS	Thallium	1	94	80	120
	OB-SS-SUB02-0914MS	SOIL		MS	Tin	1	97	80	120
	OB-SS-SUB02-0914MS	SOIL		MS	Vanadium	1	113	80	120
	OB-SS-SUB02-0914MS	SOIL		**MS**	**Zinc**	1	**-153**	**80**	**120**
	OB-SS-SUB02-0914MSD	SOIL		**SD**	**Antimony**	1	**65**	**80**	**120**
	OB-SS-SUB02-0914MSD	SOIL		SD	Arsenic	1	87	80	120
	OB-SS-SUB02-0914MSD	SOIL		SD	Barium	1	119	80	120
	OB-SS-SUB02-0914MSD	SOIL		SD	Beryllium	1	85	80	120
	OB-SS-SUB02-0914MSD	SOIL		SD	Cadmium	1	85	80	120
	OB-SS-SUB02-0914MSD	SOIL		SD	Chromium	1	94	80	120
	OB-SS-SUB02-0914MSD	SOIL		SD	Cobalt	1	89	80	120
	OB-SS-SUB02-0914MSD	SOIL		**SD**	**Copper**	1	**-137**	**80**	**120**
	OB-SS-SUB02-0914MSD	SOIL		SD	Lead	1	92	80	120
	OB-SS-SUB02-0914MSD	SOIL		SD	Nickel	1	84	80	120
	OB-SS-SUB02-0914MSD	SOIL		**SD**	**Selenium**	1	**76**	**80**	**120**
	OB-SS-SUB02-0914MSD	SOIL		SD	Silver	1	85	80	120
	OB-SS-SUB02-0914MSD	SOIL		SD	Thallium	1	92	80	120
	OB-SS-SUB02-0914MSD	SOIL		SD	Tin	1	91	80	120
	OB-SS-SUB02-0914MSD	SOIL		SD	Vanadium	1	85	80	120
	OB-SS-SUB02-0914MSD	SOIL		**SD**	**Zinc**	1	**-167**	**80**	**120**
SW6850									
	OB-SS-SUB02-0914MS	SOIL	320-9280-1	**MS**	**Perchlorate**	25	**2301**	**80**	**120**
	OB-SS-SUB02-0914MSD	SOIL		**SD**	**Perchlorate**	25	**2689**	**80**	**120**
SW7471									
	OB-SS-SUB02-0914MS	SOIL	320-9280-1	MS	Mercury	1	96	80	120
	OB-SS-SUB02-0914MSD	SOIL		SD	Mercury	1	102	80	120
SW8260B									

Table 7. Matrix Spike and Matrix Spike Duplicate Sample Data Summary for Open Burn Unit, Kirtland Air Force Base, September 2014

Method	Sample ID	Matrix	SDG	QA/QC Type	Analyte	Dilution	% Recovery	Lower Control Limit	Upper Control Limit
SW8260B									
	OB-SS-SUB02-0914MS	SOIL	320-9280-1	MS	1,1,1,2-Tetrachloroethane	1	107	75	125
	OB-SS-SUB02-0914MS	SOIL		MS	1,1,1-Trichloroethane	1	96	70	135
	OB-SS-SUB02-0914MS	SOIL		MS	1,1,2,2-Tetrachloroethane	1	118	55	130
	OB-SS-SUB02-0914MS	SOIL		MS	1,1,2-Trichloro-1,2,2-trifluoroethane	1	94	62	138
	OB-SS-SUB02-0914MS	SOIL		MS	1,1,2-Trichloroethane	1	82	60	125
	OB-SS-SUB02-0914MS	SOIL		MS	1,1-Dichloroethane	1	95	75	125
	OB-SS-SUB02-0914MS	SOIL		MS	1,1-Dichloroethene	1	93	65	135
	OB-SS-SUB02-0914MS	SOIL		MS	1,1-Dichloropropene	1	86	70	135
	OB-SS-SUB02-0914MS	SOIL		MS	1,2,3-Trichlorobenzene	1	93	60	135
	OB-SS-SUB02-0914MS	SOIL		MS	1,2,3-Trichloropropane	1	121	65	130
	OB-SS-SUB02-0914MS	SOIL		MS	1,2,4-Trichlorobenzene	1	94	65	130
	OB-SS-SUB02-0914MS	SOIL		MS	1,2,4-Trimethylbenzene	1	96	65	135
	OB-SS-SUB02-0914MS	SOIL		**MS**	**1,2-Dibromo-3-Chloropropane**	1	**150**	**40**	**135**
	OB-SS-SUB02-0914MS	SOIL		MS	1,2-Dibromoethane (EDB)	1	96	70	125
	OB-SS-SUB02-0914MS	SOIL		MS	1,2-Dichlorobenzene	1	95	75	120
	OB-SS-SUB02-0914MS	SOIL		MS	1,2-Dichloroethane	1	95	70	135
	OB-SS-SUB02-0914MS	SOIL		MS	1,2-Dichloroethane-d4 (Surr)	1	93	64	129
	OB-SS-SUB02-0914MS	SOIL		MS	1,2-Dichloropropane	1	86	70	120
	OB-SS-SUB02-0914MS	SOIL		MS	1,3,5-Trimethylbenzene	1	97	65	135
	OB-SS-SUB02-0914MS	SOIL		MS	1,3-Dichlorobenzene	1	89	70	125
	OB-SS-SUB02-0914MS	SOIL		MS	1,3-Dichloropropane	1	92	75	125
	OB-SS-SUB02-0914MS	SOIL		MS	1,4-Dichlorobenzene	1	90	70	125
	OB-SS-SUB02-0914MS	SOIL		MS	1,4-Dioxane	1	149	47	151
	OB-SS-SUB02-0914MS	SOIL		MS	2,2-Dichloropropane	1	110	65	135
	OB-SS-SUB02-0914MS	SOIL		MS	2-Butanone (MEK)	1	103	30	160
	OB-SS-SUB02-0914MS	SOIL		MS	2-Chlorotoluene	1	96	70	130
	OB-SS-SUB02-0914MS	SOIL		MS	2-Hexanone	1	108	45	145
	OB-SS-SUB02-0914MS	SOIL		MS	4-Bromofluorobenzene (Surr)	1	81	78	121
	OB-SS-SUB02-0914MS	SOIL		MS	4-Chlorotoluene	1	87	75	125
	OB-SS-SUB02-0914MS	SOIL		MS	4-Methyl-2-pentanone (MIBK)	1	110	45	145
	OB-SS-SUB02-0914MS	SOIL		MS	Acetone	1	62	20	160
	OB-SS-SUB02-0914MS	SOIL		MS	Benzene	1	89	75	125
	OB-SS-SUB02-0914MS	SOIL		MS	Bromobenzene	1	92	65	120
	OB-SS-SUB02-0914MS	SOIL		MS	Bromochloromethane	1	103	70	125
	OB-SS-SUB02-0914MS	SOIL		MS	Bromodichloromethane	1	89	70	130
	OB-SS-SUB02-0914MS	SOIL		MS	Bromoform	1	100	55	135
	OB-SS-SUB02-0914MS	SOIL		MS	Bromomethane	1	78	30	160
	OB-SS-SUB02-0914MS	SOIL		MS	Carbon disulfide	1	95	45	160
	OB-SS-SUB02-0914MS	SOIL		MS	Carbon tetrachloride	1	95	65	135
	OB-SS-SUB02-0914MS	SOIL		MS	Chlorobenzene	1	86	75	125
	OB-SS-SUB02-0914MS	SOIL		MS	Chloroethane	1	82	40	155
	OB-SS-SUB02-0914MS	SOIL		MS	Chloroform	1	98	70	125

Table 7. Matrix Spike and Matrix Spike Duplicate Sample Data Summary for Open Burn Unit, Kirtland Air Force Base, September 2014

Method	Sample ID	Matrix	SDG	QA/QC Type	Analyte	Dilution	% Recovery	Lower Control Limit	Upper Control Limit
SW8260B									
	OB-SS-SUB02-0914MS	SOIL	320-9280-1	MS	Chloromethane	1	77	50	130
	OB-SS-SUB02-0914MS	SOIL		MS	cis-1,2-Dichloroethene	1	98	65	125
	OB-SS-SUB02-0914MS	SOIL		MS	cis-1,3-Dichloropropene	1	82	70	125
	OB-SS-SUB02-0914MS	SOIL		MS	Dibromochloromethane	1	100	65	130
	OB-SS-SUB02-0914MS	SOIL		MS	Dibromofluoromethane (Surr)	1	94	79	119
	OB-SS-SUB02-0914MS	SOIL		MS	Dibromomethane	1	93	75	130
	OB-SS-SUB02-0914MS	SOIL		MS	Dichlorodifluoromethane	1	88	35	135
	OB-SS-SUB02-0914MS	SOIL		MS	Ethylbenzene	1	86	75	125
	OB-SS-SUB02-0914MS	SOIL		MS	Hexachlorobutadiene	1	57	55	140
	OB-SS-SUB02-0914MS	SOIL		MS	Isopropylbenzene	1	94	75	130
	OB-SS-SUB02-0914MS	SOIL		MS	Methyl tert-butyl ether	1	112	66	146
	OB-SS-SUB02-0914MS	SOIL		MS	Methylene Chloride	1	96	55	140
	OB-SS-SUB02-0914MS	SOIL		MS	m-Xylene & p-Xylene	1	85	80	125
	OB-SS-SUB02-0914MS	SOIL		MS	Naphthalene	1	112	40	125
	OB-SS-SUB02-0914MS	SOIL		MS	n-Butylbenzene	1	83	65	140
	OB-SS-SUB02-0914MS	SOIL		MS	N-Propylbenzene	1	89	65	135
	OB-SS-SUB02-0914MS	SOIL		MS	o-Xylene	1	96	75	125
	OB-SS-SUB02-0914MS	SOIL		MS	p-Isopropyltoluene	1	87	75	135
	OB-SS-SUB02-0914MS	SOIL		MS	sec-Butylbenzene	1	86	65	130
	OB-SS-SUB02-0914MS	SOIL		MS	Styrene	1	82	75	125
	OB-SS-SUB02-0914MS	SOIL		MS	tert-Butylbenzene	1	89	65	130
	OB-SS-SUB02-0914MS	SOIL		MS	Tetrachloroethene	1	86	65	140
	OB-SS-SUB02-0914MS	SOIL		MS	Toluene	1	79	70	125
	OB-SS-SUB02-0914MS	SOIL		MS	Toluene-d8 (Surr)	1	78	78	120
	OB-SS-SUB02-0914MS	SOIL		MS	trans-1,2-Dichloroethene	1	94	65	135
	OB-SS-SUB02-0914MS	SOIL		MS	trans-1,3-Dichloropropene	1	78	65	125
	OB-SS-SUB02-0914MS	SOIL		MS	Trichloroethene	1	84	75	125
	OB-SS-SUB02-0914MS	SOIL		MS	Trichlorofluoromethane	1	75	25	185
	OB-SS-SUB02-0914MS	SOIL		MS	Vinyl chloride	1	82	60	125
	OB-SS-SUB02-0914MSD	SOIL		SD	1,1,1,2-Tetrachloroethane	1	100	75	125
	OB-SS-SUB02-0914MSD	SOIL		SD	1,1,1-Trichloroethane	1	97	70	135
	OB-SS-SUB02-0914MSD	SOIL		SD	1,1,2,2-Tetrachloroethane	1	118	55	130
	OB-SS-SUB02-0914MSD	SOIL		SD	1,1,2-Trichloro-1,2,2-trifluoroethane	1	88	62	138
	OB-SS-SUB02-0914MSD	SOIL		SD	1,1,2-Trichloroethane	1	94	60	125
	OB-SS-SUB02-0914MSD	SOIL		SD	1,1-Dichloroethane	1	96	75	125
	OB-SS-SUB02-0914MSD	SOIL		SD	1,1-Dichloroethene	1	94	65	135
	OB-SS-SUB02-0914MSD	SOIL		SD	1,1-Dichloropropene	1	93	70	135
	OB-SS-SUB02-0914MSD	SOIL		SD	1,2,3-Trichlorobenzene	1	69	60	135
	OB-SS-SUB02-0914MSD	SOIL		SD	1,2,3-Trichloropropane	1	122	65	130
	OB-SS-SUB02-0914MSD	SOIL		SD	1,2,4-Trichlorobenzene	1	77	65	130
	OB-SS-SUB02-0914MSD	SOIL		SD	1,2,4-Trimethylbenzene	1	98	65	135
	OB-SS-SUB02-0914MSD	SOIL		SD	1,2-Dibromo-3-Chloropropane	1	127	40	135

Table 7. Matrix Spike and Matrix Spike Duplicate Sample Data Summary for Open Burn Unit, Kirtland Air Force Base, September 2014

Method	Sample ID	Matrix	SDG	QA/QC Type	Analyte	Dilution	% Recovery	Lower Control Limit	Upper Control Limit
SW8260B									
	OB-SS-SUB02-0914MSD	SOIL	320-9280-1	SD	1,2-Dibromoethane (EDB)	1	101	70	125
	OB-SS-SUB02-0914MSD	SOIL		SD	1,2-Dichlorobenzene	1	94	75	120
	OB-SS-SUB02-0914MSD	SOIL		SD	1,2-Dichloroethane	1	98	70	135
	OB-SS-SUB02-0914MSD	SOIL		SD	1,2-Dichloroethane-d4 (Surr)	1	90	64	129
	OB-SS-SUB02-0914MSD	SOIL		SD	1,2-Dichloropropane	1	92	70	120
	OB-SS-SUB02-0914MSD	SOIL		SD	1,3,5-Trimethylbenzene	1	99	65	135
	OB-SS-SUB02-0914MSD	SOIL		SD	1,3-Dichlorobenzene	1	94	70	125
	OB-SS-SUB02-0914MSD	SOIL		SD	1,3-Dichloropropane	1	97	75	125
	OB-SS-SUB02-0914MSD	SOIL		SD	1,4-Dichlorobenzene	1	96	70	125
	OB-SS-SUB02-0914MSD	SOIL		SD	1,4-Dioxane	1	129	47	151
	OB-SS-SUB02-0914MSD	SOIL		SD	2,2-Dichloropropane	1	102	65	135
	OB-SS-SUB02-0914MSD	SOIL		SD	2-Butanone (MEK)	1	104	30	160
	OB-SS-SUB02-0914MSD	SOIL		SD	2-Chlorotoluene	1	100	70	130
	OB-SS-SUB02-0914MSD	SOIL		SD	2-Hexanone	1	118	45	145
	OB-SS-SUB02-0914MSD	SOIL		SD	4-Bromofluorobenzene (Surr)	1	83	78	121
	OB-SS-SUB02-0914MSD	SOIL		SD	4-Chlorotoluene	1	97	75	125
	OB-SS-SUB02-0914MSD	SOIL		SD	4-Methyl-2-pentanone (MIBK)	1	117	45	145
	OB-SS-SUB02-0914MSD	SOIL		SD	Acetone	1	24	20	160
	OB-SS-SUB02-0914MSD	SOIL		SD	Benzene	1	94	75	125
	OB-SS-SUB02-0914MSD	SOIL		SD	Bromobenzene	1	101	65	120
	OB-SS-SUB02-0914MSD	SOIL		SD	Bromochloromethane	1	103	70	125
	OB-SS-SUB02-0914MSD	SOIL		SD	Bromodichloromethane	1	96	70	130
	OB-SS-SUB02-0914MSD	SOIL		SD	Bromoform	1	100	55	135
	OB-SS-SUB02-0914MSD	SOIL		SD	Bromomethane	1	77	30	160
	OB-SS-SUB02-0914MSD	SOIL		SD	Carbon disulfide	1	96	45	160
	OB-SS-SUB02-0914MSD	SOIL		SD	Carbon tetrachloride	1	97	65	135
	OB-SS-SUB02-0914MSD	SOIL		SD	Chlorobenzene	1	92	75	125
	OB-SS-SUB02-0914MSD	SOIL		SD	Chloroethane	1	87	40	155
	OB-SS-SUB02-0914MSD	SOIL		SD	Chloroform	1	98	70	125
	OB-SS-SUB02-0914MSD	SOIL		SD	Chloromethane	1	76	50	130
	OB-SS-SUB02-0914MSD	SOIL		SD	cis-1,2-Dichloroethene	1	99	65	125
	OB-SS-SUB02-0914MSD	SOIL		SD	cis-1,3-Dichloropropene	1	95	70	125
	OB-SS-SUB02-0914MSD	SOIL		SD	Dibromochloromethane	1	101	65	130
	OB-SS-SUB02-0914MSD	SOIL		SD	Dibromofluoromethane (Surr)	1	93	79	119
	OB-SS-SUB02-0914MSD	SOIL		SD	Dibromomethane	1	97	75	130
	OB-SS-SUB02-0914MSD	SOIL		SD	Dichlorodifluoromethane	1	90	35	135
	OB-SS-SUB02-0914MSD	SOIL		SD	Ethylbenzene	1	88	75	125
	OB-SS-SUB02-0914MSD	SOIL		**SD**	**Hexachlorobutadiene**	1	**54**	**55**	**140**
	OB-SS-SUB02-0914MSD	SOIL		SD	Isopropylbenzene	1	92	75	130
	OB-SS-SUB02-0914MSD	SOIL		SD	Methyl tert-butyl ether	1	107	66	146
	OB-SS-SUB02-0914MSD	SOIL		SD	Methylene Chloride	1	97	55	140
	OB-SS-SUB02-0914MSD	SOIL		SD	m-Xylene & p-Xylene	1	88	80	125

Table 7. Matrix Spike and Matrix Spike Duplicate Sample Data Summary for Open Burn Unit, Kirtland Air Force Base, September 2014

Method	Sample ID	Matrix	SDG	QA/QC Type	Analyte	Dilution	% Recovery	Lower Control Limit	Upper Control Limit
SW8260B									
	OB-SS-SUB02-0914MSD	SOIL	320-9280-1	SD	Naphthalene	1	83	40	125
	OB-SS-SUB02-0914MSD	SOIL		SD	n-Butylbenzene	1	86	65	140
	OB-SS-SUB02-0914MSD	SOIL		SD	N-Propylbenzene	1	96	65	135
	OB-SS-SUB02-0914MSD	SOIL		SD	o-Xylene	1	92	75	125
	OB-SS-SUB02-0914MSD	SOIL		SD	p-Isopropyltoluene	1	92	75	135
	OB-SS-SUB02-0914MSD	SOIL		SD	sec-Butylbenzene	1	91	65	130
	OB-SS-SUB02-0914MSD	SOIL		SD	Styrene	1	85	75	125
	OB-SS-SUB02-0914MSD	SOIL		SD	tert-Butylbenzene	1	96	65	130
	OB-SS-SUB02-0914MSD	SOIL		SD	Tetrachloroethene	1	92	65	140
	OB-SS-SUB02-0914MSD	SOIL		SD	Toluene	1	89	70	125
	OB-SS-SUB02-0914MSD	SOIL		SD	Toluene-d8 (Surr)	1	85	78	120
	OB-SS-SUB02-0914MSD	SOIL		SD	trans-1,2-Dichloroethene	1	97	65	135
	OB-SS-SUB02-0914MSD	SOIL		SD	trans-1,3-Dichloropropene	1	95	65	125
	OB-SS-SUB02-0914MSD	SOIL		SD	Trichloroethene	1	91	75	125
	OB-SS-SUB02-0914MSD	SOIL		SD	Trichlorofluoromethane	1	83	25	185
	OB-SS-SUB02-0914MSD	SOIL		SD	Vinyl chloride	1	83	60	125
SW8270C									
	OB-SS-SUB01-0914MS	SOIL	320-9280-1	MS	1,2,4,5-Tetrachlorobenzene	1	84	50	93
	OB-SS-SUB01-0914MS	SOIL		MS	1,2,4-Trichlorobenzene	1	83	45	110
	OB-SS-SUB01-0914MS	SOIL		MS	1,2-Dichlorobenzene	1	72	45	95
	OB-SS-SUB01-0914MS	SOIL		MS	1,3-Dichlorobenzene	1	69	40	100
	OB-SS-SUB01-0914MS	SOIL		MS	1,4-Dichlorobenzene	1	72	35	105
	OB-SS-SUB01-0914MS	SOIL		**MS**	**2,4,5-Trichlorophenol**	1	**4**	**50**	**110**
	OB-SS-SUB01-0914MS	SOIL		**MS**	**2,4,6-Tribromophenol (Surr)**	1	**4**	**51**	**120**
	OB-SS-SUB01-0914MS	SOIL		**MS**	**2,4,6-Trichlorophenol**	1	**3**	**45**	**110**
	OB-SS-SUB01-0914MS	SOIL		**MS**	**2,4-Dichlorophenol**	1	**6**	**45**	**110**
	OB-SS-SUB01-0914MS	SOIL		MS	2,4-Dimethylphenol	1	88	30	105
	OB-SS-SUB01-0914MS	SOIL		**MS**	**2,4-Dinitrophenol**	1	**13**	**15**	**130**
	OB-SS-SUB01-0914MS	SOIL		MS	2,4-Dinitrotoluene	1	90	50	115
	OB-SS-SUB01-0914MS	SOIL		MS	2,6-Dinitrotoluene	1	91	50	110
	OB-SS-SUB01-0914MS	SOIL		MS	2-Chloronaphthalene	1	84	45	105
	OB-SS-SUB01-0914MS	SOIL		**MS**	**2-Chlorophenol**	1	**20**	**45**	**105**
	OB-SS-SUB01-0914MS	SOIL		MS	2-Fluorobiphenyl	1	86	49	120
	OB-SS-SUB01-0914MS	SOIL		MS	2-Fluorobiphenyl (Surr)	1	86	45	105
	OB-SS-SUB01-0914MS	SOIL		**MS**	**2-Fluorophenol (Surr)**	1	**16**	**50**	**120**
	OB-SS-SUB01-0914MS	SOIL		MS	2-Methylnaphthalene	1	85	45	105
	OB-SS-SUB01-0914MS	SOIL		MS	2-Methylphenol	1	82	40	105
	OB-SS-SUB01-0914MS	SOIL		MS	2-Nitroaniline	1	102	45	120
	OB-SS-SUB01-0914MS	SOIL		**MS**	**2-Nitrophenol**	1	**0**	**40**	**110**
	OB-SS-SUB01-0914MS	SOIL		MS	3,3'-Dichlorobenzidine	1	86	10	130
	OB-SS-SUB01-0914MS	SOIL		MS	3-Methylphenol & 4-Methylphenol	1	76	40	105
	OB-SS-SUB01-0914MS	SOIL		MS	3-Nitroaniline	1	93	25	110

Table 7. Matrix Spike and Matrix Spike Duplicate Sample Data Summary for Open Burn Unit, Kirtland Air Force Base, September 2014

Method	Sample ID	Matrix	SDG	QA/QC Type	Analyte	Dilution	% Recovery	Lower Control Limit	Upper Control Limit
SW8270C									
	OB-SS-SUB01-0914MS	SOIL	320-9280-1	MS	4,6-Dinitro-2-methylphenol	1	35	30	135
	OB-SS-SUB01-0914MS	SOIL		MS	4-Bromophenyl phenyl ether	1	85	45	115
	OB-SS-SUB01-0914MS	SOIL		MS	4-Chloro-3-methylphenol	1	64	45	115
	OB-SS-SUB01-0914MS	SOIL		MS	4-Chloroaniline	1	84	10	95
	OB-SS-SUB01-0914MS	SOIL		MS	4-Chlorophenyl phenyl ether	1	86	45	110
	OB-SS-SUB01-0914MS	SOIL		MS	4-Nitroaniline	1	96	35	115
	OB-SS-SUB01-0914MS	SOIL		**MS**	**4-Nitrophenol**	1	**7**	**15**	**140**
	OB-SS-SUB01-0914MS	SOIL		MS	Acenaphthene	1	90	45	110
	OB-SS-SUB01-0914MS	SOIL		MS	Acenaphthylene	1	90	45	105
	OB-SS-SUB01-0914MS	SOIL		MS	Acetophenone	1	68	33	115
	OB-SS-SUB01-0914MS	SOIL		MS	Anthracene	1	91	55	105
	OB-SS-SUB01-0914MS	SOIL		MS	Azobenzene	1	90	67	109
	OB-SS-SUB01-0914MS	SOIL		MS	Benzaldehyde	1	71	39	111
	OB-SS-SUB01-0914MS	SOIL		MS	Benzo[a]anthracene	1	91	50	110
	OB-SS-SUB01-0914MS	SOIL		MS	Benzo[a]pyrene	1	90	50	110
	OB-SS-SUB01-0914MS	SOIL		MS	Benzo[b]fluoranthene	1	90	45	115
	OB-SS-SUB01-0914MS	SOIL		MS	Benzo[g,h,i]perylene	1	94	40	125
	OB-SS-SUB01-0914MS	SOIL		MS	Benzo[k]fluoranthene	1	89	45	125
	OB-SS-SUB01-0914MS	SOIL		**MS**	**Benzoic acid**	1	**0**	**10**	**89**
	OB-SS-SUB01-0914MS	SOIL		MS	Benzyl alcohol	1	87	20	125
	OB-SS-SUB01-0914MS	SOIL		MS	bis (2-chloroisopropyl) ether	1	67	20	115
	OB-SS-SUB01-0914MS	SOIL		MS	Bis(2-chloroethoxy)methane	1	87	45	110
	OB-SS-SUB01-0914MS	SOIL		MS	Bis(2-chloroethyl)ether	1	76	40	105
	OB-SS-SUB01-0914MS	SOIL		MS	Bis(2-ethylhexyl) phthalate	1	89	45	125
	OB-SS-SUB01-0914MS	SOIL		MS	Butyl benzyl phthalate	1	91	50	125
	OB-SS-SUB01-0914MS	SOIL		MS	Carbazole	1	95	45	115
	OB-SS-SUB01-0914MS	SOIL		MS	Chrysene	1	87	55	110
	OB-SS-SUB01-0914MS	SOIL		MS	Dibenz(a,h)anthracene	1	102	40	125
	OB-SS-SUB01-0914MS	SOIL		MS	Dibenzofuran	1	87	50	105
	OB-SS-SUB01-0914MS	SOIL		MS	Diethyl phthalate	1	88	50	115
	OB-SS-SUB01-0914MS	SOIL		MS	Dimethyl phthalate	1	91	50	110
	OB-SS-SUB01-0914MS	SOIL		MS	Di-n-butyl phthalate	1	76	55	110
	OB-SS-SUB01-0914MS	SOIL		MS	Di-n-octyl phthalate	1	99	40	130
	OB-SS-SUB01-0914MS	SOIL		MS	Fluoranthene	1	98	55	115
	OB-SS-SUB01-0914MS	SOIL		MS	Fluorene	1	93	50	110
	OB-SS-SUB01-0914MS	SOIL		MS	Hexachlorobenzene	1	82	45	120
	OB-SS-SUB01-0914MS	SOIL		MS	Hexachlorobutadiene	1	81	40	115
	OB-SS-SUB01-0914MS	SOIL		MS	Hexachlorocyclopentadiene	1	67	55	104
	OB-SS-SUB01-0914MS	SOIL		MS	Hexachloroethane	1	73	35	110
	OB-SS-SUB01-0914MS	SOIL		MS	Indeno[1,2,3-cd]pyrene	1	96	40	120
	OB-SS-SUB01-0914MS	SOIL		MS	Isophorone	1	88	45	110
	OB-SS-SUB01-0914MS	SOIL		MS	Naphthalene	1	85	40	105

Table 7. Matrix Spike and Matrix Spike Duplicate Sample Data Summary for Open Burn Unit, Kirtland Air Force Base, September 2014

Method	Sample ID	Matrix	SDG	QA/QC Type	Analyte	Dilution	% Recovery	Lower Control Limit	Upper Control Limit
SW8270C									
	OB-SS-SUB01-0914MS	SOIL	320-9280-1	MS	Nitrobenzene	1	86	40	115
	OB-SS-SUB01-0914MS	SOIL		MS	Nitrobenzene-d5 (Surr)	1	86	51	120
	OB-SS-SUB01-0914MS	SOIL		MS	N-Nitrosodimethylamine	1	77	20	115
	OB-SS-SUB01-0914MS	SOIL		MS	N-Nitrosodi-n-propylamine	1	81	40	115
	OB-SS-SUB01-0914MS	SOIL		MS	N-Nitrosodiphenylamine	1	89	50	115
	OB-SS-SUB01-0914MS	SOIL		**MS**	**Pentachlorophenol**	1	**10**	**25**	**120**
	OB-SS-SUB01-0914MS	SOIL		MS	Phenanthrene	1	90	50	110
	OB-SS-SUB01-0914MS	SOIL		MS	Phenol	1	68	40	100
	OB-SS-SUB01-0914MS	SOIL		MS	Phenol-d5 (Surr)	1	64	47	120
	OB-SS-SUB01-0914MS	SOIL		MS	Pyrene	1	78	45	125
	OB-SS-SUB01-0914MS	SOIL		MS	Terphenyl-d14 (Surr)	1	77	56	120
	OB-SS-SUB01-0914MSD	SOIL		SD	1,2,4,5-Tetrachlorobenzene	1	73	50	93
	OB-SS-SUB01-0914MSD	SOIL		SD	1,2,4-Trichlorobenzene	1	79	45	110
	OB-SS-SUB01-0914MSD	SOIL		SD	1,2-Dichlorobenzene	1	68	45	95
	OB-SS-SUB01-0914MSD	SOIL		SD	1,3-Dichlorobenzene	1	67	40	100
	OB-SS-SUB01-0914MSD	SOIL		SD	1,4-Dichlorobenzene	1	68	35	105
	OB-SS-SUB01-0914MSD	SOIL		**SD**	**2,4,5-Trichlorophenol**	1	**3**	**50**	**110**
	OB-SS-SUB01-0914MSD	SOIL		**SD**	**2,4,6-Tribromophenol (Surr)**	1	**3**	**51**	**120**
	OB-SS-SUB01-0914MSD	SOIL		**SD**	**2,4,6-Trichlorophenol**	1	**0**	**45**	**110**
	OB-SS-SUB01-0914MSD	SOIL		**SD**	**2,4-Dichlorophenol**	1	**7**	**45**	**110**
	OB-SS-SUB01-0914MSD	SOIL		SD	2,4-Dimethylphenol	1	81	30	105
	OB-SS-SUB01-0914MSD	SOIL		**SD**	**2,4-Dinitrophenol**	1	**5**	**15**	**130**
	OB-SS-SUB01-0914MSD	SOIL		SD	2,4-Dinitrotoluene	1	85	50	115
	OB-SS-SUB01-0914MSD	SOIL		SD	2,6-Dinitrotoluene	1	93	50	110
	OB-SS-SUB01-0914MSD	SOIL		SD	2-Chloronaphthalene	1	78	45	105
	OB-SS-SUB01-0914MSD	SOIL		**SD**	**2-Chlorophenol**	1	**22**	**45**	**105**
	OB-SS-SUB01-0914MSD	SOIL		SD	2-Fluorobiphenyl	1	80	49	120
	OB-SS-SUB01-0914MSD	SOIL		SD	2-Fluorobiphenyl (Surr)	1	80	45	105
	OB-SS-SUB01-0914MSD	SOIL		**SD**	**2-Fluorophenol (Surr)**	1	**17**	**50**	**120**
	OB-SS-SUB01-0914MSD	SOIL		SD	2-Methylnaphthalene	1	83	45	105
	OB-SS-SUB01-0914MSD	SOIL		SD	2-Methylphenol	1	79	40	105
	OB-SS-SUB01-0914MSD	SOIL		SD	2-Nitroaniline	1	98	45	120
	OB-SS-SUB01-0914MSD	SOIL		**SD**	**2-Nitrophenol**	1	**0**	**40**	**110**
	OB-SS-SUB01-0914MSD	SOIL		SD	3,3'-Dichlorobenzidine	1	93	10	130
	OB-SS-SUB01-0914MSD	SOIL		SD	3-Methylphenol & 4-Methylphenol	1	76	40	105
	OB-SS-SUB01-0914MSD	SOIL		SD	3-Nitroaniline	1	93	25	110
	OB-SS-SUB01-0914MSD	SOIL		**SD**	**4,6-Dinitro-2-methylphenol**	1	**19**	**30**	**135**
	OB-SS-SUB01-0914MSD	SOIL		SD	4-Bromophenyl phenyl ether	1	78	45	115
	OB-SS-SUB01-0914MSD	SOIL		SD	4-Chloro-3-methylphenol	1	64	45	115
	OB-SS-SUB01-0914MSD	SOIL		SD	4-Chloroaniline	1	87	10	95
	OB-SS-SUB01-0914MSD	SOIL		SD	4-Chlorophenyl phenyl ether	1	80	45	110
	OB-SS-SUB01-0914MSD	SOIL		SD	4-Nitroaniline	1	94	35	115

Table 7. Matrix Spike and Matrix Spike Duplicate Sample Data Summary for Open Burn Unit, Kirtland Air Force Base, September 2014

Method	Sample ID	Matrix	SDG	QA/QC Type	Analyte	Dilution	% Recovery	Lower Control Limit	Upper Control Limit
SW8270C									
	OB-SS-SUB01-0914MSD	SOIL	320-9280-1	**SD**	**4-Nitrophenol**	1	**0**	**15**	**140**
	OB-SS-SUB01-0914MSD	SOIL		SD	Acenaphthene	1	83	45	110
	OB-SS-SUB01-0914MSD	SOIL		SD	Acenaphthylene	1	83	45	105
	OB-SS-SUB01-0914MSD	SOIL		SD	Acetophenone	1	65	33	115
	OB-SS-SUB01-0914MSD	SOIL		SD	Anthracene	1	87	55	105
	OB-SS-SUB01-0914MSD	SOIL		SD	Azobenzene	1	83	67	109
	OB-SS-SUB01-0914MSD	SOIL		SD	Benzaldehyde	1	65	39	111
	OB-SS-SUB01-0914MSD	SOIL		SD	Benzo[a]anthracene	1	92	50	110
	OB-SS-SUB01-0914MSD	SOIL		SD	Benzo[a]pyrene	1	85	50	110
	OB-SS-SUB01-0914MSD	SOIL		SD	Benzo[b]fluoranthene	1	86	45	115
	OB-SS-SUB01-0914MSD	SOIL		SD	Benzo[g,h,i]perylene	1	87	40	125
	OB-SS-SUB01-0914MSD	SOIL		SD	Benzo[k]fluoranthene	1	83	45	125
	OB-SS-SUB01-0914MSD	SOIL		**SD**	**Benzoic acid**	1	**0**	**10**	**89**
	OB-SS-SUB01-0914MSD	SOIL		SD	Benzyl alcohol	1	78	20	125
	OB-SS-SUB01-0914MSD	SOIL		SD	bis (2-chloroisopropyl) ether	1	64	20	115
	OB-SS-SUB01-0914MSD	SOIL		SD	Bis(2-chloroethoxy)methane	1	82	45	110
	OB-SS-SUB01-0914MSD	SOIL		SD	Bis(2-chloroethyl)ether	1	70	40	105
	OB-SS-SUB01-0914MSD	SOIL		SD	Bis(2-ethylhexyl) phthalate	1	91	45	125
	OB-SS-SUB01-0914MSD	SOIL		SD	Butyl benzyl phthalate	1	92	50	125
	OB-SS-SUB01-0914MSD	SOIL		SD	Carbazole	1	92	45	115
	OB-SS-SUB01-0914MSD	SOIL		SD	Chrysene	1	88	55	110
	OB-SS-SUB01-0914MSD	SOIL		SD	Dibenz(a,h)anthracene	1	85	40	125
	OB-SS-SUB01-0914MSD	SOIL		SD	Dibenzofuran	1	82	50	105
	OB-SS-SUB01-0914MSD	SOIL		SD	Diethyl phthalate	1	87	50	115
	OB-SS-SUB01-0914MSD	SOIL		SD	Dimethyl phthalate	1	88	50	110
	OB-SS-SUB01-0914MSD	SOIL		SD	Di-n-butyl phthalate	1	80	55	110
	OB-SS-SUB01-0914MSD	SOIL		SD	Di-n-octyl phthalate	1	96	40	130
	OB-SS-SUB01-0914MSD	SOIL		SD	Fluoranthene	1	92	55	115
	OB-SS-SUB01-0914MSD	SOIL		SD	Fluorene	1	88	50	110
	OB-SS-SUB01-0914MSD	SOIL		SD	Hexachlorobenzene	1	77	45	120
	OB-SS-SUB01-0914MSD	SOIL		SD	Hexachlorobutadiene	1	74	40	115
	OB-SS-SUB01-0914MSD	SOIL		SD	Hexachlorocyclopentadiene	1	60	55	104
	OB-SS-SUB01-0914MSD	SOIL		SD	Hexachloroethane	1	65	35	110
	OB-SS-SUB01-0914MSD	SOIL		SD	Indeno[1,2,3-cd]pyrene	1	90	40	120
	OB-SS-SUB01-0914MSD	SOIL		SD	Isophorone	1	81	45	110
	OB-SS-SUB01-0914MSD	SOIL		SD	Naphthalene	1	78	40	105
	OB-SS-SUB01-0914MSD	SOIL		SD	Nitrobenzene	1	84	40	115
	OB-SS-SUB01-0914MSD	SOIL		SD	Nitrobenzene-d5 (Surr)	1	80	51	120
	OB-SS-SUB01-0914MSD	SOIL		SD	N-Nitrosodimethylamine	1	73	20	115
	OB-SS-SUB01-0914MSD	SOIL		SD	N-Nitrosodi-n-propylamine	1	79	40	115
	OB-SS-SUB01-0914MSD	SOIL		SD	N-Nitrosodiphenylamine	1	84	50	115
	OB-SS-SUB01-0914MSD	SOIL		**SD**	**Pentachlorophenol**	1	**8**	**25**	**120**

Table 7. Matrix Spike and Matrix Spike Duplicate Sample Data Summary for Open Burn Unit, Kirtland Air Force Base, September 2014

Method	Sample ID	Matrix	SDG	QA/QC Type	Analyte	Dilution	% Recovery	Lower Control Limit	Upper Control Limit
SW8270C									
	OB-SS-SUB01-0914MSD	SOIL	320-9280-1	SD	Phenanthrene	1	85	50	110
	OB-SS-SUB01-0914MSD	SOIL		SD	Phenol	1	63	40	100
	OB-SS-SUB01-0914MSD	SOIL		SD	Phenol-d5 (Surr)	1	63	47	120
	OB-SS-SUB01-0914MSD	SOIL		SD	Pyrene	1	82	45	125
	OB-SS-SUB01-0914MSD	SOIL		SD	Terphenyl-d14 (Surr)	1	79	56	120
	OB-SS-SUB01D-0914MS	SOIL		**MS**	**2,4,6-Tribromophenol (Surr)**	1	**3**	**51**	**120**
	OB-SS-SUB01D-0914MS	SOIL		**MS**	**2,6-Dichlorophenol**	1	**0**	**50**	**120**
	OB-SS-SUB01D-0914MS	SOIL		MS	2-Fluorobiphenyl	1	86	49	120
	OB-SS-SUB01D-0914MS	SOIL		MS	2-Fluorobiphenyl (Surr)	1	86	45	105
	OB-SS-SUB01D-0914MS	SOIL		**MS**	**2-Fluorophenol (Surr)**	1	**12**	**50**	**120**
	OB-SS-SUB01D-0914MS	SOIL		MS	Nitrobenzene-d5 (Surr)	1	85	51	120
	OB-SS-SUB01D-0914MS	SOIL		MS	N-Nitrosopyrrolidine	1	89	45	126
	OB-SS-SUB01D-0914MS	SOIL		MS	Phenol-d5 (Surr)	1	61	47	120
	OB-SS-SUB01D-0914MS	SOIL		MS	Terphenyl-d14 (Surr)	1	85	56	120
	OB-SS-SUB01D-0914MSD	SOIL		**SD**	**2,4,6-Tribromophenol (Surr)**	1	**4**	**51**	**120**
	OB-SS-SUB01D-0914MSD	SOIL		**SD**	**2,6-Dichlorophenol**	1	**0**	**50**	**120**
	OB-SS-SUB01D-0914MSD	SOIL		SD	2-Fluorobiphenyl	1	84	49	120
	OB-SS-SUB01D-0914MSD	SOIL		SD	2-Fluorobiphenyl (Surr)	1	84	45	105
	OB-SS-SUB01D-0914MSD	SOIL		**SD**	**2-Fluorophenol (Surr)**	1	**12**	**50**	**120**
	OB-SS-SUB01D-0914MSD	SOIL		SD	Nitrobenzene-d5 (Surr)	1	84	51	120
	OB-SS-SUB01D-0914MSD	SOIL		SD	N-Nitrosopyrrolidine	1	82	45	126
	OB-SS-SUB01D-0914MSD	SOIL		SD	Phenol-d5 (Surr)	1	58	47	120
	OB-SS-SUB01D-0914MSD	SOIL		SD	Terphenyl-d14 (Surr)	1	84	56	120
	OB-SS-SUB02-0914MS	SOIL		MS	1,2,4,5-Tetrachlorobenzene	1	70	50	93
	OB-SS-SUB02-0914MS	SOIL		MS	1,2,4-Trichlorobenzene	1	72	45	110
	OB-SS-SUB02-0914MS	SOIL		MS	1,2-Dichlorobenzene	1	69	45	95
	OB-SS-SUB02-0914MS	SOIL		MS	1,3-Dichlorobenzene	1	68	40	100
	OB-SS-SUB02-0914MS	SOIL		MS	1,4-Dichlorobenzene	1	68	35	105
	OB-SS-SUB02-0914MS	SOIL		MS	2,4,5-Trichlorophenol	1	90	50	110
	OB-SS-SUB02-0914MS	SOIL		MS	2,4,6-Tribromophenol (Surr)	1	80	51	120
	OB-SS-SUB02-0914MS	SOIL		MS	2,4,6-Tribromophenol (Surr)	1	82	51	120
	OB-SS-SUB02-0914MS	SOIL		MS	2,4,6-Trichlorophenol	1	84	45	110
	OB-SS-SUB02-0914MS	SOIL		MS	2,4-Dichlorophenol	1	81	45	110
	OB-SS-SUB02-0914MS	SOIL		MS	2,4-Dimethylphenol	1	84	30	105
	OB-SS-SUB02-0914MS	SOIL		MS	2,4-Dinitrophenol	1	35	15	130
	OB-SS-SUB02-0914MS	SOIL		MS	2,4-Dinitrotoluene	1	89	50	115
	OB-SS-SUB02-0914MS	SOIL		MS	2,6-Dichlorophenol	1	80	50	120
	OB-SS-SUB02-0914MS	SOIL		MS	2,6-Dinitrotoluene	1	88	50	110
	OB-SS-SUB02-0914MS	SOIL		MS	2-Chloronaphthalene	1	77	45	105
	OB-SS-SUB02-0914MS	SOIL		MS	2-Chlorophenol	1	83	45	105
	OB-SS-SUB02-0914MS	SOIL		MS	2-Fluorobiphenyl	1	78	49	120
	OB-SS-SUB02-0914MS	SOIL		MS	2-Fluorobiphenyl	1	82	49	120

Table 7. Matrix Spike and Matrix Spike Duplicate Sample Data Summary for Open Burn Unit, Kirtland Air Force Base, September 2014

Method	Sample ID	Matrix	SDG	QA/QC Type	Analyte	Dilution	% Recovery	Lower Control Limit	Upper Control Limit
SW8270C									
	OB-SS-SUB02-0914MS	SOIL	320-9280-1	MS	2-Fluorobiphenyl (Surr)	1	78	45	105
	OB-SS-SUB02-0914MS	SOIL		MS	2-Fluorobiphenyl (Surr)	1	82	45	105
	OB-SS-SUB02-0914MS	SOIL		MS	2-Fluorophenol (Surr)	1	74	50	120
	OB-SS-SUB02-0914MS	SOIL		MS	2-Methylnaphthalene	1	77	45	105
	OB-SS-SUB02-0914MS	SOIL		MS	2-Methylphenol	1	90	40	105
	OB-SS-SUB02-0914MS	SOIL		MS	2-Nitroaniline	1	96	45	120
	OB-SS-SUB02-0914MS	SOIL		MS	2-Nitrophenol	1	78	40	110
	OB-SS-SUB02-0914MS	SOIL		MS	3,3'-Dichlorobenzidine	1	85	10	130
	OB-SS-SUB02-0914MS	SOIL		MS	3-Methylphenol & 4-Methylphenol	1	92	40	105
	OB-SS-SUB02-0914MS	SOIL		MS	3-Nitroaniline	1	89	25	110
	OB-SS-SUB02-0914MS	SOIL		MS	4,6-Dinitro-2-methylphenol	1	56	30	135
	OB-SS-SUB02-0914MS	SOIL		MS	4-Bromophenyl phenyl ether	1	88	45	115
	OB-SS-SUB02-0914MS	SOIL		MS	4-Chloro-3-methylphenol	1	94	45	115
	OB-SS-SUB02-0914MS	SOIL		MS	4-Chloroaniline	1	74	10	95
	OB-SS-SUB02-0914MS	SOIL		MS	4-Chlorophenyl phenyl ether	1	85	45	110
	OB-SS-SUB02-0914MS	SOIL		MS	4-Nitroaniline	1	87	35	115
	OB-SS-SUB02-0914MS	SOIL		MS	4-Nitrophenol	1	92	15	140
	OB-SS-SUB02-0914MS	SOIL		MS	Acenaphthene	1	84	45	110
	OB-SS-SUB02-0914MS	SOIL		MS	Acenaphthylene	1	83	45	105
	OB-SS-SUB02-0914MS	SOIL		MS	Acetophenone	1	62	33	115
	OB-SS-SUB02-0914MS	SOIL		MS	Anthracene	1	90	55	105
	OB-SS-SUB02-0914MS	SOIL		MS	Azobenzene	1	86	67	109
	OB-SS-SUB02-0914MS	SOIL		MS	Benzaldehyde	1	79	39	111
	OB-SS-SUB02-0914MS	SOIL		MS	Benzo[a]anthracene	1	95	50	110
	OB-SS-SUB02-0914MS	SOIL		MS	Benzo[a]pyrene	1	93	50	110
	OB-SS-SUB02-0914MS	SOIL		MS	Benzo[b]fluoranthene	1	90	45	115
	OB-SS-SUB02-0914MS	SOIL		MS	Benzo[g,h,i]perylene	1	96	40	125
	OB-SS-SUB02-0914MS	SOIL		MS	Benzo[k]fluoranthene	1	93	45	125
	OB-SS-SUB02-0914MS	SOIL		**MS**	**Benzoic acid**	1	**0**	**10**	**89**
	OB-SS-SUB02-0914MS	SOIL		MS	Benzyl alcohol	1	90	20	125
	OB-SS-SUB02-0914MS	SOIL		MS	bis (2-chloroisopropyl) ether	1	72	20	115
	OB-SS-SUB02-0914MS	SOIL		MS	Bis(2-chloroethoxy)methane	1	78	45	110
	OB-SS-SUB02-0914MS	SOIL		MS	Bis(2-chloroethyl)ether	1	74	40	105
	OB-SS-SUB02-0914MS	SOIL		MS	Bis(2-ethylhexyl) phthalate	1	102	45	125
	OB-SS-SUB02-0914MS	SOIL		MS	Butyl benzyl phthalate	1	105	50	125
	OB-SS-SUB02-0914MS	SOIL		MS	Carbazole	1	93	45	115
	OB-SS-SUB02-0914MS	SOIL		MS	Chrysene	1	87	55	110
	OB-SS-SUB02-0914MS	SOIL		MS	Dibenz(a,h)anthracene	1	90	40	125
	OB-SS-SUB02-0914MS	SOIL		MS	Dibenzofuran	1	81	50	105
	OB-SS-SUB02-0914MS	SOIL		MS	Diethyl phthalate	1	88	50	115
	OB-SS-SUB02-0914MS	SOIL		MS	Dimethyl phthalate	1	88	50	110
	OB-SS-SUB02-0914MS	SOIL		MS	Di-n-butyl phthalate	1	92	55	110

Table 7. Matrix Spike and Matrix Spike Duplicate Sample Data Summary for Open Burn Unit, Kirtland Air Force Base, September 2014

Method	Sample ID	Matrix	SDG	QA/QC Type	Analyte	Dilution	% Recovery	Lower Control Limit	Upper Control Limit
SW8270C									
	OB-SS-SUB02-0914MS	SOIL	320-9280-1	MS	Di-n-octyl phthalate	1	106	40	130
	OB-SS-SUB02-0914MS	SOIL		MS	Fluoranthene	1	96	55	115
	OB-SS-SUB02-0914MS	SOIL		MS	Fluorene	1	89	50	110
	OB-SS-SUB02-0914MS	SOIL		MS	Hexachlorobenzene	1	84	45	120
	OB-SS-SUB02-0914MS	SOIL		MS	Hexachlorobutadiene	1	68	40	115
	OB-SS-SUB02-0914MS	SOIL		MS	Hexachlorocyclopentadiene	1	60	55	104
	OB-SS-SUB02-0914MS	SOIL		MS	Hexachloroethane	1	67	35	110
	OB-SS-SUB02-0914MS	SOIL		MS	Indeno[1,2,3-cd]pyrene	1	98	40	120
	OB-SS-SUB02-0914MS	SOIL		MS	Isophorone	1	80	45	110
	OB-SS-SUB02-0914MS	SOIL		MS	Naphthalene	1	73	40	105
	OB-SS-SUB02-0914MS	SOIL		MS	Nitrobenzene	1	76	40	115
	OB-SS-SUB02-0914MS	SOIL		MS	Nitrobenzene-d5 (Surr)	1	77	51	120
	OB-SS-SUB02-0914MS	SOIL		MS	Nitrobenzene-d5 (Surr)	1	79	51	120
	OB-SS-SUB02-0914MS	SOIL		MS	N-Nitrosodimethylamine	1	72	20	115
	OB-SS-SUB02-0914MS	SOIL		MS	N-Nitrosodi-n-propylamine	1	83	40	115
	OB-SS-SUB02-0914MS	SOIL		MS	N-Nitrosodiphenylamine	1	89	50	115
	OB-SS-SUB02-0914MS	SOIL		MS	N-Nitrosopyrrolidine	1	88	45	126
	OB-SS-SUB02-0914MS	SOIL		MS	Pentachlorophenol	1	44	25	120
	OB-SS-SUB02-0914MS	SOIL		MS	Phenanthrene	1	86	50	110
	OB-SS-SUB02-0914MS	SOIL		MS	Phenol	1	84	40	100
	OB-SS-SUB02-0914MS	SOIL		MS	Phenol-d5 (Surr)	1	79	47	120
	OB-SS-SUB02-0914MS	SOIL		MS	Phenol-d5 (Surr)	1	87	47	120
	OB-SS-SUB02-0914MS	SOIL		MS	Pyrene	1	92	45	125
	OB-SS-SUB02-0914MS	SOIL		MS	Terphenyl-d14 (Surr)	1	92	56	120
	OB-SS-SUB02-0914MS	SOIL		MS	Terphenyl-d14 (Surr)	1	94	56	120
	OB-SS-SUB02-0914MSD	SOIL		SD	1,2,4,5-Tetrachlorobenzene	1	74	50	93
	OB-SS-SUB02-0914MSD	SOIL		SD	1,2,4-Trichlorobenzene	1	70	45	110
	OB-SS-SUB02-0914MSD	SOIL		SD	1,2-Dichlorobenzene	1	70	45	95
	OB-SS-SUB02-0914MSD	SOIL		SD	1,3-Dichlorobenzene	1	65	40	100
	OB-SS-SUB02-0914MSD	SOIL		SD	1,4-Dichlorobenzene	1	67	35	105
	OB-SS-SUB02-0914MSD	SOIL		SD	2,4,5-Trichlorophenol	1	83	50	110
	OB-SS-SUB02-0914MSD	SOIL		SD	2,4,6-Tribromophenol (Surr)	1	70	51	120
	OB-SS-SUB02-0914MSD	SOIL		SD	2,4,6-Tribromophenol (Surr)	1	82	51	120
	OB-SS-SUB02-0914MSD	SOIL		SD	2,4,6-Trichlorophenol	1	81	45	110
	OB-SS-SUB02-0914MSD	SOIL		SD	2,4-Dichlorophenol	1	79	45	110
	OB-SS-SUB02-0914MSD	SOIL		SD	2,4-Dimethylphenol	1	79	30	105
	OB-SS-SUB02-0914MSD	SOIL		SD	2,4-Dinitrophenol	1	35	15	130
	OB-SS-SUB02-0914MSD	SOIL		SD	2,4-Dinitrotoluene	1	88	50	115
	OB-SS-SUB02-0914MSD	SOIL		SD	2,6-Dichlorophenol	1	79	50	120
	OB-SS-SUB02-0914MSD	SOIL		SD	2,6-Dinitrotoluene	1	90	50	110
	OB-SS-SUB02-0914MSD	SOIL		SD	2-Chloronaphthalene	1	77	45	105
	OB-SS-SUB02-0914MSD	SOIL		SD	2-Chlorophenol	1	80	45	105

Table 7. Matrix Spike and Matrix Spike Duplicate Sample Data Summary for Open Burn Unit, Kirtland Air Force Base, September 2014

Method	Sample ID	Matrix	SDG	QA/QC Type	Analyte	Dilution	% Recovery	Lower Control Limit	Upper Control Limit
SW8270C									
	OB-SS-SUB02-0914MSD	SOIL	320-9280-1	SD	2-Fluorobiphenyl	1	78	49	120
	OB-SS-SUB02-0914MSD	SOIL		SD	2-Fluorobiphenyl	1	74	49	120
	OB-SS-SUB02-0914MSD	SOIL		SD	2-Fluorobiphenyl (Surr)	1	74	45	105
	OB-SS-SUB02-0914MSD	SOIL		SD	2-Fluorobiphenyl (Surr)	1	78	45	105
	OB-SS-SUB02-0914MSD	SOIL		SD	2-Fluorophenol (Surr)	1	78	50	120
	OB-SS-SUB02-0914MSD	SOIL		SD	2-Fluorophenol (Surr)	1	73	50	120
	OB-SS-SUB02-0914MSD	SOIL		SD	2-Methylnaphthalene	1	75	45	105
	OB-SS-SUB02-0914MSD	SOIL		SD	2-Methylphenol	1	83	40	105
	OB-SS-SUB02-0914MSD	SOIL		SD	2-Nitroaniline	1	94	45	120
	OB-SS-SUB02-0914MSD	SOIL		SD	2-Nitrophenol	1	73	40	110
	OB-SS-SUB02-0914MSD	SOIL		SD	3,3'-Dichlorobenzidine	1	81	10	130
	OB-SS-SUB02-0914MSD	SOIL		SD	3-Methylphenol & 4-Methylphenol	1	87	40	105
	OB-SS-SUB02-0914MSD	SOIL		SD	3-Nitroaniline	1	88	25	110
	OB-SS-SUB02-0914MSD	SOIL		SD	4,6-Dinitro-2-methylphenol	1	51	30	135
	OB-SS-SUB02-0914MSD	SOIL		SD	4-Bromophenyl phenyl ether	1	85	45	115
	OB-SS-SUB02-0914MSD	SOIL		SD	4-Chloro-3-methylphenol	1	91	45	115
	OB-SS-SUB02-0914MSD	SOIL		SD	4-Chloroaniline	1	71	10	95
	OB-SS-SUB02-0914MSD	SOIL		SD	4-Chlorophenyl phenyl ether	1	81	45	110
	OB-SS-SUB02-0914MSD	SOIL		SD	4-Nitroaniline	1	85	35	115
	OB-SS-SUB02-0914MSD	SOIL		SD	4-Nitrophenol	1	87	15	140
	OB-SS-SUB02-0914MSD	SOIL		SD	Acenaphthene	1	81	45	110
	OB-SS-SUB02-0914MSD	SOIL		SD	Acenaphthylene	1	83	45	105
	OB-SS-SUB02-0914MSD	SOIL		SD	Acetophenone	1	60	33	115
	OB-SS-SUB02-0914MSD	SOIL		SD	Anthracene	1	88	55	105
	OB-SS-SUB02-0914MSD	SOIL		SD	Azobenzene	1	86	67	109
	OB-SS-SUB02-0914MSD	SOIL		SD	Benzaldehyde	1	75	39	111
	OB-SS-SUB02-0914MSD	SOIL		SD	Benzo[a]anthracene	1	90	50	110
	OB-SS-SUB02-0914MSD	SOIL		SD	Benzo[a]pyrene	1	88	50	110
	OB-SS-SUB02-0914MSD	SOIL		SD	Benzo[b]fluoranthene	1	86	45	115
	OB-SS-SUB02-0914MSD	SOIL		SD	Benzo[g,h,i]perylene	1	90	40	125
	OB-SS-SUB02-0914MSD	SOIL		SD	Benzo[k]fluoranthene	1	86	45	125
	OB-SS-SUB02-0914MSD	SOIL		**SD**	**Benzoic acid**	1	**0**	**10**	**89**
	OB-SS-SUB02-0914MSD	SOIL		SD	Benzyl alcohol	1	86	20	125
	OB-SS-SUB02-0914MSD	SOIL		SD	bis (2-chloroisopropyl) ether	1	69	20	115
	OB-SS-SUB02-0914MSD	SOIL		SD	Bis(2-chloroethoxy)methane	1	75	45	110
	OB-SS-SUB02-0914MSD	SOIL		SD	Bis(2-chloroethyl)ether	1	70	40	105
	OB-SS-SUB02-0914MSD	SOIL		SD	Bis(2-ethylhexyl) phthalate	1	98	45	125
	OB-SS-SUB02-0914MSD	SOIL		SD	Butyl benzyl phthalate	1	99	50	125
	OB-SS-SUB02-0914MSD	SOIL		SD	Carbazole	1	89	45	115
	OB-SS-SUB02-0914MSD	SOIL		SD	Chrysene	1	83	55	110
	OB-SS-SUB02-0914MSD	SOIL		SD	Dibenz(a,h)anthracene	1	105	40	125
	OB-SS-SUB02-0914MSD	SOIL		SD	Dibenzofuran	1	80	50	105

Table 7. Matrix Spike and Matrix Spike Duplicate Sample Data Summary for Open Burn Unit, Kirtland Air Force Base, September 2014

Method	Sample ID	Matrix	SDG	QA/QC Type	Analyte	Dilution	% Recovery	Lower Control Limit	Upper Control Limit
SW8270C									
	OB-SS-SUB02-0914MSD	SOIL	320-9280-1	SD	Diethyl phthalate	1	86	50	115
	OB-SS-SUB02-0914MSD	SOIL		SD	Dimethyl phthalate	1	87	50	110
	OB-SS-SUB02-0914MSD	SOIL		SD	Di-n-butyl phthalate	1	94	55	110
	OB-SS-SUB02-0914MSD	SOIL		SD	Di-n-octyl phthalate	1	100	40	130
	OB-SS-SUB02-0914MSD	SOIL		SD	Fluoranthene	1	91	55	115
	OB-SS-SUB02-0914MSD	SOIL		SD	Fluorene	1	86	50	110
	OB-SS-SUB02-0914MSD	SOIL		SD	Hexachlorobenzene	1	81	45	120
	OB-SS-SUB02-0914MSD	SOIL		SD	Hexachlorobutadiene	1	67	40	115
	OB-SS-SUB02-0914MSD	SOIL		SD	Hexachlorocyclopentadiene	1	59	55	104
	OB-SS-SUB02-0914MSD	SOIL		SD	Hexachloroethane	1	67	35	110
	OB-SS-SUB02-0914MSD	SOIL		SD	Indeno[1,2,3-cd]pyrene	1	85	40	120
	OB-SS-SUB02-0914MSD	SOIL		SD	Isophorone	1	76	45	110
	OB-SS-SUB02-0914MSD	SOIL		SD	Naphthalene	1	73	40	105
	OB-SS-SUB02-0914MSD	SOIL		SD	Nitrobenzene	1	76	40	115
	OB-SS-SUB02-0914MSD	SOIL		SD	Nitrobenzene-d5 (Surr)	1	75	51	120
	OB-SS-SUB02-0914MSD	SOIL		SD	Nitrobenzene-d5 (Surr)	1	72	51	120
	OB-SS-SUB02-0914MSD	SOIL		SD	N-Nitrosodimethylamine	1	66	20	115
	OB-SS-SUB02-0914MSD	SOIL		SD	N-Nitrosodi-n-propylamine	1	81	40	115
	OB-SS-SUB02-0914MSD	SOIL		SD	N-Nitrosodiphenylamine	1	87	50	115
	OB-SS-SUB02-0914MSD	SOIL		SD	N-Nitrosopyrrolidine	1	91	45	126
	OB-SS-SUB02-0914MSD	SOIL		SD	Pentachlorophenol	1	45	25	120
	OB-SS-SUB02-0914MSD	SOIL		SD	Phenanthrene	1	84	50	110
	OB-SS-SUB02-0914MSD	SOIL		SD	Phenol	1	86	40	100
	OB-SS-SUB02-0914MSD	SOIL		SD	Phenol-d5 (Surr)	1	84	47	120
	OB-SS-SUB02-0914MSD	SOIL		SD	Phenol-d5 (Surr)	1	82	47	120
	OB-SS-SUB02-0914MSD	SOIL		SD	Pyrene	1	88	45	125
	OB-SS-SUB02-0914MSD	SOIL		SD	Terphenyl-d14 (Surr)	1	86	56	120
	OB-SS-SUB02-0914MSD	SOIL		SD	Terphenyl-d14 (Surr)	1	88	56	120
SW8290									
	OB-SS-SUB02-0914MS	SOIL	320-9280-2	MS	1,2,3,4,6,7,8-HpCDD	1	112	40	125
	OB-SS-SUB02-0914MS	SOIL		MS	1,2,3,4,6,7,8-HpCDF	1	111	40	125
	OB-SS-SUB02-0914MS	SOIL		MS	1,2,3,4,7,8,9-HpCDF	1	108	40	125
	OB-SS-SUB02-0914MS	SOIL		MS	1,2,3,4,7,8-HxCDD	1	96	40	125
	OB-SS-SUB02-0914MS	SOIL		MS	1,2,3,4,7,8-HxCDF	1	114	40	125
	OB-SS-SUB02-0914MS	SOIL		MS	1,2,3,6,7,8-HxCDD	1	109	40	125
	OB-SS-SUB02-0914MS	SOIL		MS	1,2,3,6,7,8-HxCDF	1	119	40	125
	OB-SS-SUB02-0914MS	SOIL		MS	1,2,3,7,8,9-HxCDD	1	104	40	125
	OB-SS-SUB02-0914MS	SOIL		MS	1,2,3,7,8,9-HxCDF	1	115	40	125
	OB-SS-SUB02-0914MS	SOIL		MS	1,2,3,7,8-PeCDD	1	109	40	125
	OB-SS-SUB02-0914MS	SOIL		MS	1,2,3,7,8-PeCDF	1	107	40	125
	OB-SS-SUB02-0914MS	SOIL		MS	13C-1,2,3,4,6,7,8-HpCDD	1	80	40	135
	OB-SS-SUB02-0914MS	SOIL		MS	13C-1,2,3,4,6,7,8-HpCDF	1	77	40	135

Table 7. Matrix Spike and Matrix Spike Duplicate Sample Data Summary for Open Burn Unit, Kirtland Air Force Base, September 2014

Method	Sample ID	Matrix	SDG	QA/QC Type	Analyte	Dilution	% Recovery	Lower Control Limit	Upper Control Limit
SW8290									
	OB-SS-SUB02-0914MS	SOIL	320-9280-2	MS	13C-1,2,3,4,7,8-HxCDF	1	76	40	135
	OB-SS-SUB02-0914MS	SOIL		MS	13C-1,2,3,6,7,8-HxCDD	1	81	40	135
	OB-SS-SUB02-0914MS	SOIL		MS	13C-1,2,3,7,8-PeCDD	1	72	40	135
	OB-SS-SUB02-0914MS	SOIL		MS	13C-1,2,3,7,8-PeCDF	1	72	40	135
	OB-SS-SUB02-0914MS	SOIL		MS	13C-2,3,7,8-TCDD	1	71	40	135
	OB-SS-SUB02-0914MS	SOIL		MS	13C-2,3,7,8-TCDF	1	64	40	135
	OB-SS-SUB02-0914MS	SOIL		MS	13C-2,3,7,8-TCDF	1	69	40	135
	OB-SS-SUB02-0914MS	SOIL		MS	13C-OCDD	1	79	40	135
	OB-SS-SUB02-0914MS	SOIL		MS	2,3,4,6,7,8-HxCDF	1	116	40	125
	OB-SS-SUB02-0914MS	SOIL		MS	2,3,4,7,8-PeCDF	1	110	40	125
	OB-SS-SUB02-0914MS	SOIL		MS	2,3,7,8-TCDD	1	104	40	125
	OB-SS-SUB02-0914MS	SOIL		MS	2,3,7,8-TCDF	1	102	40	125
	OB-SS-SUB02-0914MS	SOIL		**MS**	**OCDD**	1	**128**	**40**	**125**
	OB-SS-SUB02-0914MS	SOIL		MS	OCDF	1	114	40	125
	OB-SS-SUB02-0914MSD	SOIL		SD	1,2,3,4,6,7,8-HpCDD	1	109	40	125
	OB-SS-SUB02-0914MSD	SOIL		SD	1,2,3,4,6,7,8-HpCDF	1	108	40	125
	OB-SS-SUB02-0914MSD	SOIL		SD	1,2,3,4,7,8,9-HpCDF	1	110	40	125
	OB-SS-SUB02-0914MSD	SOIL		SD	1,2,3,4,7,8-HxCDD	1	102	40	125
	OB-SS-SUB02-0914MSD	SOIL		SD	1,2,3,4,7,8-HxCDF	1	118	40	125
	OB-SS-SUB02-0914MSD	SOIL		SD	1,2,3,6,7,8-HxCDD	1	119	40	125
	OB-SS-SUB02-0914MSD	SOIL		SD	1,2,3,6,7,8-HxCDF	1	118	40	125
	OB-SS-SUB02-0914MSD	SOIL		SD	1,2,3,7,8,9-HxCDD	1	115	40	125
	OB-SS-SUB02-0914MSD	SOIL		SD	1,2,3,7,8,9-HxCDF	1	114	40	125
	OB-SS-SUB02-0914MSD	SOIL		SD	1,2,3,7,8-PeCDD	1	113	40	125
	OB-SS-SUB02-0914MSD	SOIL		SD	1,2,3,7,8-PeCDF	1	106	40	125
	OB-SS-SUB02-0914MSD	SOIL		SD	13C-1,2,3,4,6,7,8-HpCDD	1	79	40	135
	OB-SS-SUB02-0914MSD	SOIL		SD	13C-1,2,3,4,6,7,8-HpCDF	1	77	40	135
	OB-SS-SUB02-0914MSD	SOIL		SD	13C-1,2,3,4,7,8-HxCDF	1	75	40	135
	OB-SS-SUB02-0914MSD	SOIL		SD	13C-1,2,3,6,7,8-HxCDD	1	73	40	135
	OB-SS-SUB02-0914MSD	SOIL		SD	13C-1,2,3,7,8-PeCDD	1	70	40	135
	OB-SS-SUB02-0914MSD	SOIL		SD	13C-1,2,3,7,8-PeCDF	1	72	40	135
	OB-SS-SUB02-0914MSD	SOIL		SD	13C-2,3,7,8-TCDD	1	70	40	135
	OB-SS-SUB02-0914MSD	SOIL		SD	13C-2,3,7,8-TCDF	1	67	40	135
	OB-SS-SUB02-0914MSD	SOIL		SD	13C-2,3,7,8-TCDF	1	61	40	135
	OB-SS-SUB02-0914MSD	SOIL		SD	13C-OCDD	1	81	40	135
	OB-SS-SUB02-0914MSD	SOIL		SD	2,3,4,6,7,8-HxCDF	1	117	40	125
	OB-SS-SUB02-0914MSD	SOIL		SD	2,3,4,7,8-PeCDF	1	107	40	125
	OB-SS-SUB02-0914MSD	SOIL		SD	2,3,7,8-TCDD	1	106	40	125
	OB-SS-SUB02-0914MSD	SOIL		SD	2,3,7,8-TCDF	1	106	40	125
	OB-SS-SUB02-0914MSD	SOIL		SD	OCDD	1	107	40	125
	OB-SS-SUB02-0914MSD	SOIL		SD	OCDF	1	114	40	125
SW8330B									

Table 7. Matrix Spike and Matrix Spike Duplicate Sample Data Summary for Open Burn Unit, Kirtland Air Force Base, September 2014

Method	Sample ID	Matrix	SDG	QA/QC Type	Analyte	Dilution	% Recovery	Lower Control Limit	Upper Control Limit
SW8330B									
	OB-SS-SUB02-0914MS	SOIL	320-9280-1	MS	1,3,5-Trinitrobenzene	1	103	81	121
	OB-SS-SUB02-0914MS	SOIL		MS	1,3-Dinitrobenzene	1	103	81	121
	OB-SS-SUB02-0914MS	SOIL		MS	2,4,6-Trinitrotoluene	1	98	65	105
	OB-SS-SUB02-0914MS	SOIL		MS	2,4-Dinitrotoluene	1	93	79	119
	OB-SS-SUB02-0914MS	SOIL		MS	2,6-Dinitrotoluene	1	98	79	119
	OB-SS-SUB02-0914MS	SOIL		MS	2-Amino-4,6-dinitrotoluene	1	102	79	119
	OB-SS-SUB02-0914MS	SOIL		MS	2-Nitrotoluene	1	100	78	118
	OB-SS-SUB02-0914MS	SOIL		MS	3,4-Dinitrotoluene	1	97	75	115
	OB-SS-SUB02-0914MS	SOIL		MS	3,4-Dinitrotoluene	2	98	75	115
	OB-SS-SUB02-0914MS	SOIL		MS	3-Nitrotoluene	1	100	77	117
	OB-SS-SUB02-0914MS	SOIL		MS	4-Amino-2,6-dinitrotoluene	1	104	81	121
	OB-SS-SUB02-0914MS	SOIL		MS	4-Nitrotoluene	1	100	78	118
	OB-SS-SUB02-0914MS	SOIL		MS	HMX	1	90	80	120
	OB-SS-SUB02-0914MS	SOIL		MS	Nitrobenzene	1	92	80	120
	OB-SS-SUB02-0914MS	SOIL		**MS**	**Nitroglycerin**	2	**-357**	**76**	**116**
	OB-SS-SUB02-0914MS	SOIL		**MS**	**Nitroglycerin**	1	**-379**	**76**	**116**
	OB-SS-SUB02-0914MS	SOIL		MS	PETN	1	95	76	116
	OB-SS-SUB02-0914MS	SOIL		MS	RDX	1	92	82	122
	OB-SS-SUB02-0914MS	SOIL		MS	Tetryl	1	96	63	120
	OB-SS-SUB02-0914MSD	SOIL		SD	1,3,5-Trinitrobenzene	1	103	81	121
	OB-SS-SUB02-0914MSD	SOIL		SD	1,3-Dinitrobenzene	1	103	81	121
	OB-SS-SUB02-0914MSD	SOIL		SD	2,4,6-Trinitrotoluene	1	98	65	105
	OB-SS-SUB02-0914MSD	SOIL		SD	2,4-Dinitrotoluene	1	95	79	119
	OB-SS-SUB02-0914MSD	SOIL		SD	2,6-Dinitrotoluene	1	98	79	119
	OB-SS-SUB02-0914MSD	SOIL		SD	2-Amino-4,6-dinitrotoluene	1	103	79	119
	OB-SS-SUB02-0914MSD	SOIL		SD	2-Nitrotoluene	1	100	78	118
	OB-SS-SUB02-0914MSD	SOIL		SD	3,4-Dinitrotoluene	1	97	75	115
	OB-SS-SUB02-0914MSD	SOIL		SD	3,4-Dinitrotoluene	2	99	75	115
	OB-SS-SUB02-0914MSD	SOIL		SD	3-Nitrotoluene	1	100	77	117
	OB-SS-SUB02-0914MSD	SOIL		SD	4-Amino-2,6-dinitrotoluene	1	104	81	121
	OB-SS-SUB02-0914MSD	SOIL		SD	4-Nitrotoluene	1	100	78	118
	OB-SS-SUB02-0914MSD	SOIL		SD	HMX	1	82	80	120
	OB-SS-SUB02-0914MSD	SOIL		SD	Nitrobenzene	1	92	80	120
	OB-SS-SUB02-0914MSD	SOIL		**SD**	**Nitroglycerin**	2	**163**	**76**	**116**
	OB-SS-SUB02-0914MSD	SOIL		**SD**	**Nitroglycerin**	1	**135**	**76**	**116**
	OB-SS-SUB02-0914MSD	SOIL		SD	PETN	1	93	76	116
	OB-SS-SUB02-0914MSD	SOIL		SD	RDX	1	93	82	122
	OB-SS-SUB02-0914MSD	SOIL		SD	Tetryl	1	96	63	120

Bold formatting indicates recoveries below the lower control limit or above the upper control limit.

QA/QC Type

MS = Matrix Spike
SD = Matrix Spike Duplicate