2401 Aztec NE – Z100
Albuquerque, NM 87107
P 505.241.2014
F 505.241.2384
PNMResources.com

PNM Resources

December 30, 2014

RECEIVED
DEC 30 2014
Hazardous Waste Bureau

VIA FEDEX

John Kieling
Chief, Hazardous Waste Bureau
New Mexico Environment Department
2905 Rodeo Park Drive East, Building 1
Santa Fe, New Mexico 87505-6313

RE: PNM Person Generating Station Permit No. NMT 360010342 – 2014 Semi-Annual Report

Dear Mr. Kieling:

I certify under penalty of law that this document and all attachments were prepared under my direction or supervision in accordance with a system designed to assure that qualified personnel properly gather and evaluate the information submitted. Based on my inquiry of the person or persons who manage the system, or those persons directly responsible for gathering the information, the information submitted is, to the best of my knowledge and belief, true, accurate, and complete. I am aware that there are significant penalties for submitting false information, including the possibility of fine and imprisonment for knowing violations.

Maureen Gannon
Executive Director, Environmental Services Department

Pursuant to requirements contained in the Person Generating Station Post-Closure Care Permit (NMT360010342), Public Service Company of New Mexico hereby submits one hard copy and one CD containing an electronic copy of the semi-annual report for the reporting period of July 1, 2014, through December 31, 2014.

If you have any questions, please contact me at (505) 241-2014.

Sincerely,

John Hale, P.E.
Technical Project Manager

Enclosures

cc: Brian Salem, NMED-HWB, 5500 San Antonio NE, Albuquerque, NM 87109

INTRODUCTION

This report is intended to fulfill the reporting requirements of Section 2.3.10 and 2.3.11 of the Hazardous Waste Facility Post-Closure Care Permit, EPA ID No. NMT360010342, for the Public Service Company of New Mexico (PNM) Person Generating Station. Information and data for the reporting period of July 1, 2014, through December 31, 2014, are provided in the following sections.

The New Mexico Environment Department Hazardous Waste Bureau (NMED) issued a new post-closure care permit, which became effective on October 6, 2012. The conditions of the new permit are substantially different than the previous permit and include a reduced list of wells that are required to be monitored, an increase in the number of required analyses for certain wells, and new inspection requirements for the Groundwater Treatment System (GWTS).

For ease of comparison to the permit requirements, the specific tasks identified in section 2.3.10 of the permit are listed below along with the relevant responses.

2.3.10 SEMI-ANNUAL REPORTS

1. ***Summarize all inspection, maintenance, and repair activities, and indicate whether any implemented repairs were effective and met the original specifications.***

   These activities are summarized in Appendix 1. No non-routine repairs or maintenance were performed on the GWTS during this reporting period.

2. ***Provide groundwater monitoring results.***

   Groundwater monitoring activities for this reporting period took place in October and November 2014. EPA Method Appendix 9 and EPA Method 8260 (volatiles) were used for the analyses of samples.

   Table 1 (see Appendix 3) lists the wells that were sampled during this reporting period's monitoring activities and the associated analytical results. The well locations are shown in Figure 1 (see Appendix 2).

   Groundwater flow direction and gradient for the October 2014 monitoring period are shown in Figure 2 (see Appendix 2).

   Section 3.3.5 of the permit indicates that if during the one-year shutdown period (began in 2012), any of the permit-specified hazardous constituents exceed the concentration limit, then the the GWTS is to be operated for a minimum of three years, alternating between six months of operation and shutdown.

The first half 2013 monitoring results indicated that monitoring well PSMW-13A slightly exceeded the relevant standard for tetrachloroethene. Consequently, the GWTS was put back into routine service on June 11, 2013.

The second half 2013, the first half 2014, and the second half 2014 monitoring results indicated that PSMW-13A again slightly exceeded the permit concentration limit for tetrachloroethene. The second half 2014 monitoring results also indicated that PSMW-22 slightly exceeded the permit concentration limit for tetrachloroethene.

Prior to conducting the April 2014 monitoring, the GWTS was shut down on April 9, 2014, for the six-month shutdown period. The GWTS was restarted on 11/4/14 after the completion of the October 2014 monitoring activities.

The three-year on/off period began on June 11, 2013 and will end on January 1, 2017.

3. ***Indicate whether there has been any statistically significant increase in the concentration of a hazardous constituent in groundwater in any of the wells.***

Analytical data from the second half 2014 sampling activities indicated that PSMW-13A again exceeded the permit concentration limit with a tetrachloroethene concentration of 0.00520 mg/L. For comparison, the first half 2013, the second half 2013, and the first half 2014 tetrachloroethene concentrations for PSMW-13A were 0.00655 mg/L, 0.00679 mg/L, and 0.0050 mg/L, respectively. PSMW-22 also exceeded the permit concentration limit with a tetrachloroethene concentration of 0.00570 mg/L. For reference, the permit concentration limit for tetrachloroethene is 0.0050 mg/L.

All other wells sampled during this reporting period were non-detect or below the relevant permit concentration limits.

Isopleth concentration figures of tetrachloroethene (PCE) and 1,1-dichloroethene (1,1-DCE) for the second half 2014 monitoring activities are shown in Figures 3 and 4, respectively (see Appendix 2).

In accordance with Section 3.4.5, two statistical analytical methods were performed on the groundwater monitoring data. The results are included in Appendix 4.

4. ***Indicate whether any hazardous constituent exceeded their corresponding concentration limits, and provide the mean and the upper and lower confidence limits for the mean of each hazardous constituent.***

As noted in the previous sections, the hazardous constituent tetrachloroethene exceeded the relevant concentration limit in PSMW-13A and PSMW-22 during the second half 2014 monitoring activities.

In accordance with section 3.4.5 of the permit, results of the statistical analyses performed on the data is included in Appendix 4. Plots of the upper and lower confidence limits relative to the hazardous constituent concentrations are shown for the relevant monitoring wells in Appendix 4.

5. ***Indicate whether any new hazardous constituents were identified as a result of Appendix IX sampling (see Permit Section 3.4.3) and whether they were added to the monitoring list.***

No new hazardous constituents were identified from the EPA Appendix 9 or EPA Method 8260 sampling activities during this reporting period.

6. ***Summarize any problems that either endangered or presented significant potential to endanger human health and the environment for the reporting period and what was done to mitigate such problems.***

As noted above, monitoring wells PSMW-13A and PSMW-22 exceeded the permit hazardous constituent concentration limit of 0.005 mg/L for tetrachloroethene in the second half 2014 monitoring activities.

The GWTS was put back into a six-month on/six- month off schedule for the next three years.

The next semi-annual sampling activity is tentatively scheduled for April 2015.

2.3.11 MONITORING REPORT CONTENTS

Data and information required under this section are contained in the well sampling data forms in Appendix 5 and in the laboratory analytical reports contained in Appendix 6.

APPENDIX 1

GWTS Inspection Logs

GWTS Semi-Annual Inspection Log – November 2014

(Person St. NMT 360010342)

System Component	Reading/Result	Comments (If Applicable)
I-25 Vault Level	No water	
Influent Surge Tank Level (percent full)	75	GWTS restarted on 11/4/14
Effluent Surge Tank Level (percent full)	75	GWTS restarted on 11/4/14
Golf Course Pond Level	Several feet of freeboard	Ok
Golf Course Remote System Shut-Off Operational Status	Ok	GWTS restarted on 11/4/14
Extraction Well Flow Data	----------	----------
VEW (gal/mo) and (gpm)	5,043/0.13	GWTS restarted on 11/4/14
EW-1 (gal/mo) and (gpm)	61,838/1.6	GWTS restarted on 11/4/14
EW-2 (gal/mo) and (gpm)	110,786/2.8	GWTS restarted on 11/4/14
EW-3 (gal/mo) and (gpm)	1,707,250/43.9	GWTS restarted on 11/4/14
EW-4 (gal/mo) and (gpm)	357,804/9.2	GWTS restarted on 11/4/14
Treated Effluent Pumped to Golf Course (gal/mo)	1,569,905	GWTS restarted on 11/4/14
Pressure Readings (psi)	----------	----------
No. 1 Bag Filter Inlet/Outlet*	0	GWTS restarted on 11/4/14
No. 2 Bag Filter Inlet/Outlet*	0	GWTS restarted on 11/4/14
No. 3 Bag Filter Inlet/Outlet*	0	GWTS restarted on 11/4/14
No. 4 Bag Filter Inlet/Outlet*	0	GWTS restarted on 11/4/14
Transfer Pumps Operating Frequency (Hz) Influent/Effluent	Ok	GWTS restarted on 11/4/14
Transfer Pump Condition	Ok	GWTS restarted on 11/4/14

* Bag filters are numbered from north to south starting with No. 1

Above flow data taken from end-of-month readings for November 2014 monthly SEO report.

GWTS Monthly Inspection Log – July 2014

(Person St. NMT 360010342)

System Component	Reading/Result	Comments (If Applicable)
I-25 Vault Level	Dry	GWTS out of service
Totalizer Flow Meter Readings (gal)	----------	----------
Influent Line to Surge Tank	61717320	GWTS out of service
VEW	1000321	GWTS out of service
EW-1	2226139	GWTS out of service
EW-2	8600066	GWTS out of service
EW-3	31585	GWTS out of service
EW-4	2502683	GWTS out of service
Effluent Line to Golf Course		
Pressure Readings (psi)	----------	----------
Influent Line	0	GWTS out of service
Effluent Line	0	GWTS out of service
Primary GAC Inlet/Outlet	0	GWTS out of service
Final GAC Inlet/Outlet	0	GWTS out of service
No. 1 Bag Filter Inlet/Outlet*	0	GWTS out of service
No. 2 Bag Filter Inlet/Outlet*	0	GWTS out of service
No. 3 Bag Filter Inlet/Outlet*	0	GWTS out of service
No. 4 Bag Filter Inlet/Outlet*	0	GWTS out of service

N/A: Not Available

* Bag filters are numbered from north to south starting with No. 1

GWTS Monthly Inspection Log – August 2014

(Person St. NMT 360010342)

System Component	Reading/Result	Comments (If Applicable)
I-25 Vault Level	Dry	GWTS out of service
Totalizer Flow Meter Readings (gal)	----------	----------
Influent Line to Surge Tank	61777897	GWTS out of service
VEW	1001066	GWTS out of service
EW-1	2228064	GWTS out of service
EW-2	8604103	GWTS out of service
EW-3	90556	GWTS out of service
EW-4	2516323	GWTS out of service
Effluent Line to Golf Course	N/A	Meter out of service
Pressure Readings (psi)	----------	----------
Influent Line	0	GWTS out of service
Effluent Line	0	GWTS out of service
Primary GAC Inlet/Outlet	0	GWTS out of service
Final GAC Inlet/Outlet	0	GWTS out of service
No. 1 Bag Filter Inlet/Outlet*	0	GWTS out of service
No. 2 Bag Filter Inlet/Outlet*	0	GWTS out of service
No. 3 Bag Filter Inlet/Outlet*	0	GWTS out of service
No. 4 Bag Filter Inlet/Outlet*	0	GWTS out of service

N/A: Not Available

* Bag filters are numbered from north to south starting with No. 1

GWTS Monthly Inspection Log – September 2014

(Person St. NMT 360010342)

System Component	Reading/Result	Comments (If Applicable)
I-25 Vault Level	Dry	GWTS out of service
Totalizer Flow Meter Readings (gal)	----------	----------
Influent Line to Surge Tank	61777897	GWTS out of service
VEW	1001066	GWTS out of service
EW-1	2228064	GWTS out of service
EW-2	8640413	GWTS out of service
EW-3	90556	GWTS out of service
EW-4	2516323	GWTS out of service
Effluent Line to Golf Course	N/A	Meter out of service
Pressure Readings (psi)	----------	----------
Influent Line	0	GWTS out of service
Effluent Line	0	GWTS out of service
Primary GAC Inlet/Outlet	0	GWTS out of service
Final GAC Inlet/Outlet	0	GWTS out of service
No. 1 Bag Filter Inlet/Outlet*	0	GWTS out of service
No. 2 Bag Filter Inlet/Outlet*	0	GWTS out of service
No. 3 Bag Filter Inlet/Outlet*	0	GWTS out of service
No. 4 Bag Filter Inlet/Outlet*	0	GWTS out of service

N/A: Not Available

* Bag filters are numbered from north to south starting with No. 1

GWTS Monthly Inspection Log – October 2014

(Person St. NMT 360010342)

System Component	Reading/Result	Comments (If Applicable)
I-25 Vault Level	Dry	GWTS out of service
Totalizer Flow Meter Readings (gal)	----------	----------
Influent Line to Surge Tank	61777897	GWTS out of service
VEW	1001066	GWTS out of service
EW-1	2228064	GWTS out of service
EW-2	8604103	GWTS out of service
EW-3	90556	GWTS out of service
EW-4	2516323	GWTS out of service
Effluent Line to Golf Course	N/A	Meter out of service
Pressure Readings (psi)	----------	----------
Influent Line	0	GWTS out of service
Effluent Line	0	GWTS out of service
Primary GAC Inlet/Outlet	0	GWTS out of service
Final GAC Inlet/Outlet	0	GWTS out of service
No. 1 Bag Filter Inlet/Outlet*	0	GWTS out of service
No. 2 Bag Filter Inlet/Outlet*	0	GWTS out of service
No. 3 Bag Filter Inlet/Outlet*	0	GWTS out of service
No. 4 Bag Filter Inlet/Outlet*	0	GWTS out of service

N/A: Not Available

* Bag filters are numbered from north to south starting with No. 1

GWTS Monthly Inspection Log – November 2014

(Person St. NMT 360010342)

System Component	Reading/Result	Comments (If Applicable)
I-25 Vault Level	Dry	GWTS restarted on 11/4/14
Totalizer Flow Meter Readings (gal)	----------	----------
Influent Line to Surge Tank	61777897	GWTS restarted on 11/4/14
VEW	1001066	GWTS restarted on 11/4/14
EW-1	2228077	GWTS restarted on 11/4/14
EW-2	8604111	GWTS restarted on 11/4/14
EW-3	90720	GWTS restarted on 11/4/14
EW-4	2516340	GWTS restarted on 11/4/14
Effluent Line to Golf Course	N/A	
Pressure Readings (psi)	----------	----------
Influent Line	0	GWTS restarted on 11/4/14
Effluent Line	60	GWTS restarted on 11/4/14
Primary GAC Inlet/Outlet	30/30	GWTS restarted on 11/4/14
Final GAC Inlet/Outlet	30/30	GWTS restarted on 11/4/14
No. 1 Bag Filter Inlet/Outlet*	20/20	GWTS restarted on 11/4/14
No. 2 Bag Filter Inlet/Outlet*	20/20	GWTS restarted on 11/4/14
No. 3 Bag Filter Inlet/Outlet*	20/20	GWTS restarted on 11/4/14
No. 4 Bag Filter Inlet/Outlet*	20/20	GWTS restarted on 11/4/14

N/A: Not Available

* Bag filters are numbered from north to south starting with No. 1

GWTS Monthly Inspection Log – December 2014

(Person St. NMT 360010342)

System Component	Reading/Result	Comments (If Applicable)
I-25 Vault Level	Dry	
Totalizer Flow Meter Readings (gal)	----------	----------
Influent Line to Surge Tank	63736716	
VEW	1006109	
EW-1	2289915	
EW-2	8714897	
EW-3	1797970	
EW-4	2874144	
Effluent Line to Golf Course	N/A	
Pressure Readings (psi)	----------	----------
Influent Line	10	
Effluent Line	80	
Primary GAC Inlet/Outlet	8/8	
Final GAC Inlet/Outlet	2/10	
No. 1 Bag Filter Inlet/Outlet*	22/22	
No. 2 Bag Filter Inlet/Outlet*	22/22	
No. 3 Bag Filter Inlet/Outlet*	22/22	
No. 4 Bag Filter Inlet/Outlet*	22/22	

N/A: Not Available

* Bag filters are numbered from north to south starting with No. 1

APPENDIX 2

Figures

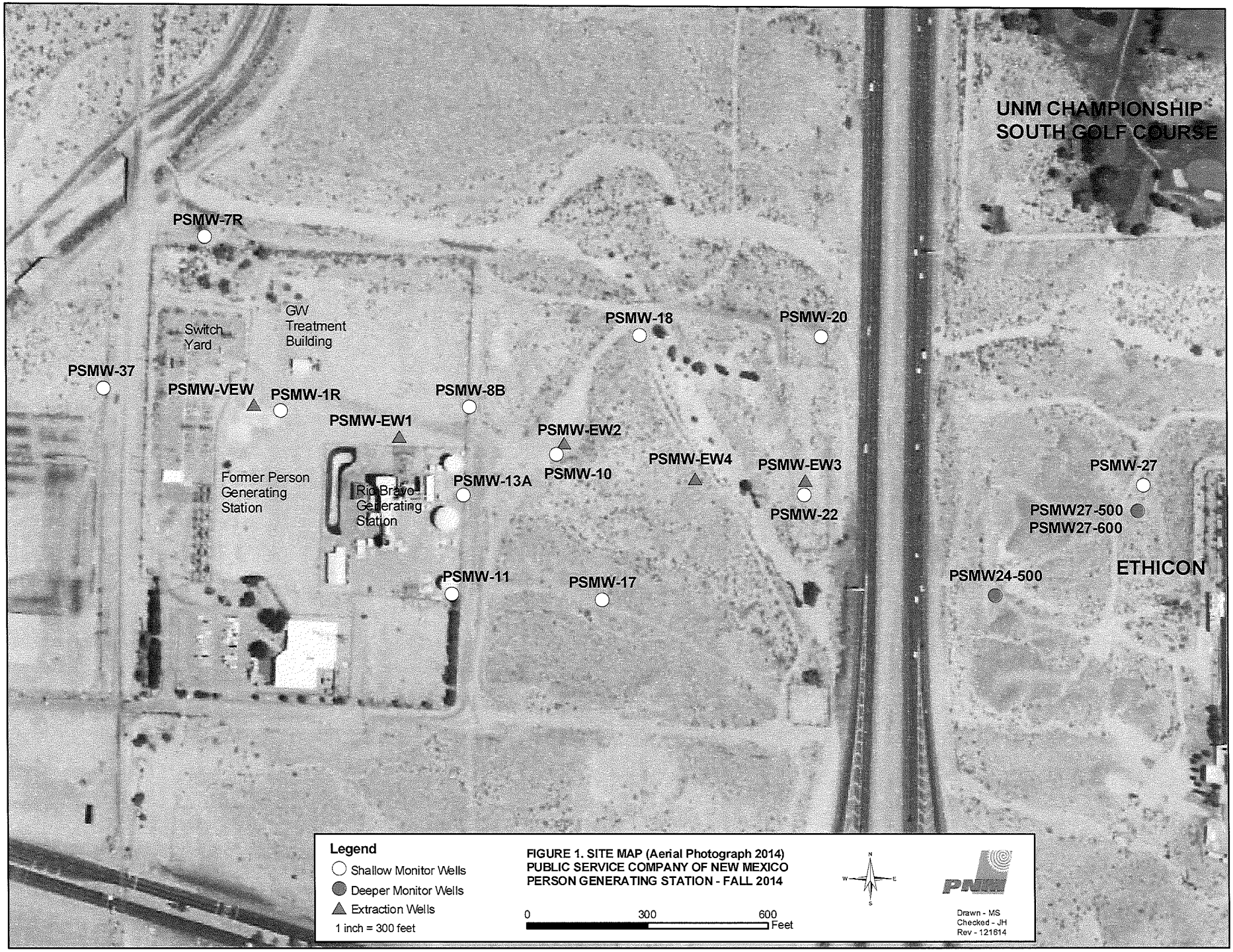

FIGURE 1. SITE MAP (Aerial Photograph 2014)
PUBLIC SERVICE COMPANY OF NEW MEXICO
PERSON GENERATING STATION - FALL 2014



FIGURE 2. GROUNDWATER CONTOUR MAP - FALL 2014
PUBLIC SERVICE COMPANY OF NEW MEXICO
PERSON GENERATING STATION



FIGURE 3. PCE CONCENTRATION MAP (ug/L) - FALL 2014
PUBLIC SERVICE COMPANY OF NEW MEXICO
PERSON GENERATING STATION



FIGURE 4. 1,1 DCE CONCENTRATION MAP (ug/L) - FALL 2014
PUBLIC SERVICE COMPANY OF NEW MEXICO
PERSON GENERATING STATION

APPENDIX 3

Laboratory Analytical Results

Table 1
Laboratory Analytical Results – Second Half 2014

Well ID	Constituent	Sampling Date	Analysis Result	Units	EPA Method	Exceedance of Relevant Standard
PSMW-01R	Barium Chromium Arsenic Selenium Tetrachloroethene	10/27/14	0.011 0.040 0.0040 0.022 2.02	mg/L ug/L	App. 9-Metals App. 9-Volatiles	No
PSMW-07R	Barium Arsenic Bis(2-Ethylhexyl)phthalate	10/27/14	0.055 0.0042 23.3	mg/L ug/L	App. 9-Metals App. 9-Semi-volatiles	No
PSMW-8B*	Barium Arsenic	10/28/14	0.025 0.0013	mg/L	App. 9-Metals	No
PSMW-10	Barium Chromium Arsenic Selenium Tetrachloroethene	10/28/14	0.028 0.061 0.0014 0.0042 0.50	mg/L	App. 9-Metals App. 9-Volatiles	No
PSMW-11	----------	10/28/14	ND	ug/L	8260	No
PSMW-13A	Barium Arsenic Selenium 1,1-Dichloroethene Chloroform **Tetrachloroethene**	10/28/14	0.037 0.0023 0.014 3.40 1.70 **5.20**	mg/L ug/L	App. 9-Metals App. 9-Volatiles	 Yes
PSMW-17	----------	10/27/14	ND	ug/L	8260	No
PSMW-18	Tetrachloroethene	10/28/14	1.7	ug/L	8260	No
PSMW-20	Tetrachloroethene	10/28/14	1.2	ug/L	8260	No
PSMW-22	1,1,-Dichloroethene **Tetrachloroethene**	10/29/14	4.0 **5.7**	ug/L	8260	Yes
PSMW-27	----------	10/29/14	ND	ug/L	8260	No
PSMW-37	----------	10/29/14	ND	ug/L	8260	No
PSMW24-500	Chloroform 1,1,-Dichloroethene	10/29/14	2.6 1.3	ug/L	8260	No
PSMW27-500	----------	10/29/14	ND	ug/L	8260	No
PSMW27-600	----------	10/29/14	ND	ug/L	8260	No
PSMW-VEW	----------	11/6/14	ND	ug/L	8260	No
PSMW-EW1	----------	11/6/14	ND	ug/L	8260	No
PSMW-EW2	----------	11/6/14	ND	ug/L	8260	No
PSMW-EW3	Tetrachloroethene	11/6/14	1.7	ug/L	8260	No

Well ID	Constituent	Sampling Date	Analysis Result	Units	EPA Method	Exceedance of Relevant Standard
PSMW-EW4	1,1-Dichloroethene Tetrachloroethene	11/6/14	1.3 2.3	ug/L	8260	No

ND: non-detect

* Per a Class I permit modification, PSMW-08B replaced PSMW-08A for the fall 2013 sampling activities and all future sampling activities

Bold font denotes an exceedence of a standard

APPENDIX 4

Statistical Analyses Results

In accordance with section 3.4.5 of the permit, two statistical analyses tests were performed on the monitoring data; a Student T-test using the unpaired, two-sample methodology, and determination of the confidence interval using a 95% confidence level.

These analyses were not performed on constituents that were non-detect in the last six sampling events.

The table below lists the results of the statistically significant determination using a commonly accepted p value of < 0.05 as the determining value. The Student T-test run printouts are attached below.

Well ID	Hazardous Constituent	P Value	Statistically Significant (p < 0.05)
PSMW-01R	PCE	0.036	Yes
	DCE	0.341	No
---	---	---	---
PSMW-10	PCE	0.001	Yes
	DCE	0.004	Yes
---	---	---	---
PSMW-13A	PCE	0.005	Yes
	DCE	0.000	Yes
	Chloroform	0.005	Yes
---	---	---	---
PSMW-18	PCE	0.002	Yes
---	---	---	---
PSMW-20	PCE	0.341	No
---	---	---	---
PSMW-22	PCE	0.267	No
	DCE	0.110	No
---	---	---	---
PSMW 24C-500	PCE	0.902	No
	DCE	0.384	No
	Chloroform	0.707	No
---	---	---	---
PSMW 27C-500	Chloroform	0.193	No
---	---	---	---
PSMW-EW3	PCE	0.070	Yes
---	---	---	---
PSMW-EW4	PCE	0.164	No
	DCE	0.067	No

As described in section 3.4.5 of the permit, the confidence interval for the mean at a 95% confidence level shall be calculated using the Group A data (from the last six sampling events).

If the lower confidence limit exceeds the concentration limit for any particular hazardous constituent, then the finding shall be considered statistically significant evidence that the concentration limit has been exceeded.

For the sample set data included in this reporting period, the lower confidence limit did not exceed the concentration limit for any constituents in any wells. Spreadsheets showing the calculation results and plots showing the concentration limits and the upper and lower confidence limits for various hazardous constituents are attached below.

PSMW - 01R
(PGE)

Student's *t*-Test: Results

The results of an unpaired t-test performed at 16:22 on 2-DEC-2014

t= -2.42
sdev= 0.655E-03
degrees of freedom = 10

The probability of this result, assuming the null hypothesis, is 0.036

Group A: Number of items= 6
1.610E-03 2.020E-03 2.380E-03 2.600E-03 2.600E-03 3.700E-03

Mean = 2.485E-03
95% confidence interval for Mean: 1.8888E-03 thru 3.0812E-03
Standard Deviation = 7.065E-04
Hi = 3.700E-03 Low = 1.610E-03
Median = 2.490E-03
Average Absolute Deviation from Median = 4.817E-04

Group B: Number of items= 6
2.500E-03 3.100E-03 3.400E-03 3.400E-03 3.700E-03 4.300E-03

Mean = 3.400E-03
95% confidence interval for Mean: 2.8038E-03 thru 3.9962E-03
Standard Deviation = 6.000E-04
Hi = 4.300E-03 Low = 2.500E-03
Median = 3.400E-03
Average Absolute Deviation from Median = 4.000E-04

Student's *t*-Test: Results

PSMW-01R
(1,1-DCE)

The results of an unpaired t-test performed at 16:26 on 2-DEC-2014

t= -1.00
sdev= 0.289E-04
degrees of freedom = 10

The probability of this result, assuming the null hypothesis, is 0.341

Group A: Number of items= 6
1.000E-03 1.000E-03 1.000E-03 1.000E-03 1.000E-03 1.000E-03

Mean = 1.000E-03
95% confidence interval for Mean: 9.7374E-04 thru 1.0263E-03
Standard Deviation = 0.00
Hi = 1.000E-03 Low = 1.000E-03
Median = 1.000E-03
Average Absolute Deviation from Median = 0.00

Group B: Number of items= 6
1.000E-03 1.000E-03 1.000E-03 1.000E-03 1.000E-03 1.100E-03

Mean = 1.017E-03
95% confidence interval for Mean: 9.9041E-04 thru 1.0429E-03
Standard Deviation = 4.082E-05
Hi = 1.100E-03 Low = 1.000E-03
Median = 1.000E-03
Average Absolute Deviation from Median = 1.667E-05

PSMW-10
(PCE)

Student's *t*-Test: Results

The results of an unpaired t-test performed at 16:29 on 2-DEC-2014

t= -4.87
sdev= 0.790E-03
degrees of freedom = 10

The probability of this result, assuming the null hypothesis, is 0.001

Group A: Number of items= 6
5.000E-04 1.000E-03 1.000E-03 1.060E-03 1.300E-03 1.500E-03

Mean = 1.060E-03
95% confidence interval for Mean: 3.4143E-04 thru 1.7786E-03
Standard Deviation = 3.382E-04
Hi = 1.500E-03 Low = 5.000E-04
Median = 1.030E-03
Average Absolute Deviation from Median = 2.267E-04

Group B: Number of items= 6
2.400E-03 2.900E-03 2.900E-03 3.000E-03 3.100E-03 5.400E-03

Mean = 3.283E-03
95% confidence interval for Mean: 2.5648E-03 thru 4.0019E-03
Standard Deviation = 1.065E-03
Hi = 5.400E-03 Low = 2.400E-03
Median = 2.950E-03
Average Absolute Deviation from Median = 5.500E-04

PSMW-10
(61-DCE)

Student's *t*-Test: Results

The results of an unpaired t-test performed at 16:32 on 2-DEC-2014

t= -3.71
sdev= 0.324E-03
degrees of freedom = 10

The probability of this result, assuming the null hypothesis, is 0.004

Group A: Number of items= 6
5.300E-04 1.000E-03 1.000E-03 1.000E-03 1.000E-03 1.000E-03

Mean = 9.217E-04
95% confidence interval for Mean: 6.2657E-04 thru 1.2168E-03
Standard Deviation = 1.919E-04
Hi = 1.000E-03 Low = 5.300E-04
Median = 1.000E-03
Average Absolute Deviation from Median = 7.833E-05

Group B: Number of items= 6
1.000E-03 1.400E-03 1.500E-03 1.700E-03 1.900E-03 2.200E-03

Mean = 1.617E-03
95% confidence interval for Mean: 1.3216E-03 thru 1.9118E-03
Standard Deviation = 4.167E-04
Hi = 2.200E-03 Low = 1.000E-03
Median = 1.600E-03
Average Absolute Deviation from Median = 3.167E-04

PSMW-13A
(PCE)

Student's *t*-Test: Results

The results of an unpaired t-test performed at 16:36 on 2-DEC-2014

t= 3.54
sdev= 0.889E-03
degrees of freedom = 10

The probability of this result, assuming the null hypothesis, is 0.005

Group A: Number of items= 6
4.260E-03 5.000E-03 5.200E-03 6.300E-03 6.550E-03 6.700E-03

Mean = 5.668E-03
95% confidence interval for Mean: 4.8596E-03 thru 6.4771E-03
Standard Deviation = 9.889E-04
Hi = 6.700E-03 Low = 4.260E-03
Median = 5.750E-03
Average Absolute Deviation from Median = 8.483E-04

Group B: Number of items= 6
2.700E-03 3.300E-03 3.600E-03 4.400E-03 4.400E-03 4.700E-03

Mean = 3.850E-03
95% confidence interval for Mean: 3.0412E-03 thru 4.6588E-03
Standard Deviation = 7.765E-04
Hi = 4.700E-03 Low = 2.700E-03
Median = 4.000E-03
Average Absolute Deviation from Median = 6.500E-04

Student's *t*-Test: Results

PSWW-13A
(1,1-DCE)

The results of an unpaired t-test performed at 16:41 on 2-DEC-2014

t= 5.05
sdev= 0.592E-03
degrees of freedom = 10

The probability of this result, assuming the null hypothesis, is 0.000

Group A: Number of items= 6
2.820E-03 3.400E-03 3.900E-03 4.100E-03 4.200E-03 4.240E-03

Mean = 3.777E-03
95% confidence interval for Mean: 3.2381E-03 thru 4.3153E-03
Standard Deviation = 5.605E-04
Hi = 4.240E-03 Low = 2.820E-03
Median = 4.000E-03
Average Absolute Deviation from Median = 4.033E-04

Group B: Number of items= 6
1.300E-03 1.500E-03 1.900E-03 2.200E-03 2.400E-03 3.000E-03

Mean = 2.050E-03
95% confidence interval for Mean: 1.5114E-03 thru 2.5886E-03
Standard Deviation = 6.221E-04
Hi = 3.000E-03 Low = 1.300E-03
Median = 2.050E-03
Average Absolute Deviation from Median = 4.833E-04

Student's *t*-Test: Results

PSNW-13A
(Chloroform)

The results of an unpaired t-test performed at 16:45 on 2-DEC-2014

t= 3.64
sdev= 0.356E-03
degrees of freedom = 10

The probability of this result, assuming the null hypothesis, is 0.005

Group A: Number of items= 6
1.700E-03 1.700E-03 1.920E-03 2.170E-03 2.300E-03 2.700E-03

Mean = 2.082E-03
95% confidence interval for Mean: 1.7577E-03 thru 2.4057E-03
Standard Deviation = 3.887E-04
Hi = 2.700E-03 Low = 1.700E-03
Median = 2.045E-03
Average Absolute Deviation from Median = 3.083E-04

Group B: Number of items= 6
1.000E-03 1.200E-03 1.200E-03 1.200E-03 1.500E-03 1.900E-03

Mean = 1.333E-03
95% confidence interval for Mean: 1.0093E-03 thru 1.6573E-03
Standard Deviation = 3.204E-04
Hi = 1.900E-03 Low = 1.000E-03
Median = 1.200E-03
Average Absolute Deviation from Median = 2.000E-04

PSMW 4/8
(PGE)

Student's *t*-Test: Results

The results of an unpaired t-test performed at 16:48 on 2-DEC-2014

t= -4.07
sdev= 0.567E-03
degrees of freedom = 10

The probability of this result, assuming the null hypothesis, is 0.002

Group A: Number of items= 6
1.000E-03 1.700E-03 2.000E-03 2.000E-03 2.200E-03 2.400E-03

Mean = 1.883E-03
95% confidence interval for Mean: 1.3674E-03 thru 2.3992E-03
Standard Deviation = 4.916E-04
Hi = 2.400E-03 Low = 1.000E-03
Median = 2.000E-03
Average Absolute Deviation from Median = 3.167E-04

Group B: Number of items= 6
2.400E-03 2.800E-03 3.000E-03 3.300E-03 3.600E-03 4.200E-03

Mean = 3.217E-03
95% confidence interval for Mean: 2.7008E-03 thru 3.7326E-03
Standard Deviation = 6.338E-04
Hi = 4.200E-03 Low = 2.400E-03
Median = 3.150E-03
Average Absolute Deviation from Median = 4.833E-04

Student's *t*-Test: Results

PSMW-20
(PCE)

The results of an unpaired t-test performed at 16:51 on 2-DEC-2014

t= 1.00
sdev= 0.577E-04
degrees of freedom = 10

The probability of this result, assuming the null hypothesis, is 0.341

Group A: Number of items= 6
1.000E-03 1.000E-03 1.000E-03 1.000E-03 1.000E-03 1.200E-03

Mean = 1.033E-03
95% confidence interval for Mean: 9.8082E-04 thru 1.0859E-03
Standard Deviation = 8.165E-05
Hi = 1.200E-03 Low = 1.000E-03
Median = 1.000E-03
Average Absolute Deviation from Median = 3.333E-05

Group B: Number of items= 6
1.000E-03 1.000E-03 1.000E-03 1.000E-03 1.000E-03 1.000E-03

Mean = 1.000E-03
95% confidence interval for Mean: 9.4748E-04 thru 1.0525E-03
Standard Deviation = 0.00
Hi = 1.000E-03 Low = 1.000E-03
Median = 1.000E-03
Average Absolute Deviation from Median = 0.00

Student's *t*-Test: Results

PSWW-2.2b (PCE)

The results of an unpaired t-test performed at 16:54 on 2-DEC-2014

t= 1.18
sdev= 0.128E-02
degrees of freedom = 10

The probability of this result, assuming the null hypothesis, is 0.267

Group A: Number of items= 6
1.000E-03 1.600E-03 1.800E-03 1.800E-03 2.700E-03 5.700E-03

Mean = 2.433E-03
95% confidence interval for Mean: 1.2718E-03 thru 3.5949E-03
Standard Deviation = 1.691E-03
Hi = 5.700E-03 Low = 1.000E-03
Median = 1.800E-03
Average Absolute Deviation from Median = 9.667E-04

Group B: Number of items= 6
1.000E-03 1.000E-03 1.000E-03 1.900E-03 2.200E-03 2.300E-03

Mean = 1.567E-03
95% confidence interval for Mean: 4.0509E-04 thru 2.7282E-03
Standard Deviation = 6.346E-04
Hi = 2.300E-03 Low = 1.000E-03
Median = 1.450E-03
Average Absolute Deviation from Median = 5.667E-04

BMW-22
(61-DCE)

Student's *t*-Test: Results

The results of an unpaired t-test performed at 16:57 on 2-DEC-2014

t= 1.76
sdev= 0.724E-03
degrees of freedom = 10

The probability of this result, assuming the null hypothesis, is 0.110

Group A: Number of items= 6
1.800E-03 1.900E-03 2.100E-03 2.200E-03 3.100E-03 4.000E-03

Mean = 2.517E-03
95% confidence interval for Mean: 1.8584E-03 thru 3.1749E-03
Standard Deviation = 8.612E-04
Hi = 4.000E-03 Low = 1.800E-03
Median = 2.150E-03
Average Absolute Deviation from Median = 5.833E-04

Group B: Number of items= 6
1.000E-03 1.200E-03 2.000E-03 2.000E-03 2.100E-03 2.400E-03

Mean = 1.783E-03
95% confidence interval for Mean: 1.1251E-03 thru 2.4416E-03
Standard Deviation = 5.529E-04
Hi = 2.400E-03 Low = 1.000E-03
Median = 2.000E-03
Average Absolute Deviation from Median = 3.833E-04

Student's *t*-Test: Results

PSMW 24 L-500
(PGE)

The results of an unpaired t-test performed at 16:59 on 2-DEC-2014

t=-0.126
sdev= 0.228E-03
degrees of freedom = 10

The probability of this result, assuming the null hypothesis, is 0.902

Group A: Number of items= 6
1.000E-03 1.000E-03 1.000E-03 1.000E-03 1.000E-03 1.700E-03

Mean = 1.117E-03
95% confidence interval for Mean: 9.0891E-04 thru 1.3244E-03
Standard Deviation = 2.858E-04
Hi = 1.700E-03 Low = 1.000E-03
Median = 1.000E-03
Average Absolute Deviation from Median = 1.167E-04

Group B: Number of items= 6
1.000E-03 1.000E-03 1.000E-03 1.200E-03 1.300E-03 1.300E-03

Mean = 1.133E-03
95% confidence interval for Mean: 9.2557E-04 thru 1.3411E-03
Standard Deviation = 1.506E-04
Hi = 1.300E-03 Low = 1.000E-03
Median = 1.100E-03
Average Absolute Deviation from Median = 1.333E-04

Student's *t*-Test: Results

PSMW 24C-500
(1/1-DCE)

The results of an unpaired t-test performed at 17:02 on 2-DEC-2014

t=-0.911
sdev= 0.539E-03
degrees of freedom = 10

The probability of this result, assuming the null hypothesis, is 0.384

Group A: Number of items= 6
1.000E-03 1.000E-03 1.300E-03 1.300E-03 1.400E-03 2.000E-03

Mean = 1.333E-03
95% confidence interval for Mean: 8.4334E-04 thru 1.8233E-03
Standard Deviation = 3.670E-04
Hi = 2.000E-03 Low = 1.000E-03
Median = 1.300E-03
Average Absolute Deviation from Median = 2.333E-04

Group B: Number of items= 6
1.000E-03 1.300E-03 1.300E-03 1.300E-03 2.000E-03 2.800E-03

Mean = 1.617E-03
95% confidence interval for Mean: 1.1267E-03 thru 2.1067E-03
Standard Deviation = 6.676E-04
Hi = 2.800E-03 Low = 1.000E-03
Median = 1.300E-03
Average Absolute Deviation from Median = 4.167E-04

PSMW 242-500
(Chloroform)

Student's *t*-Test: Results

The results of an unpaired t-test performed at 17:08 on 2-DEC-2014

t= 0.386
sdev= 0.672E-03
degrees of freedom = 10

The probability of this result, assuming the null hypothesis, is 0.707

Group A: Number of items= 6
1.400E-03 2.000E-03 2.500E-03 2.600E-03 2.700E-03 3.100E-03

Mean = 2.383E-03
95% confidence interval for Mean: 1.7717E-03 thru 2.9950E-03
Standard Deviation = 5.981E-04
Hi = 3.100E-03 Low = 1.400E-03
Median = 2.550E-03
Average Absolute Deviation from Median = 4.167E-04

Group B: Number of items= 6
1.000E-03 1.900E-03 2.200E-03 2.400E-03 2.800E-03 3.100E-03

Mean = 2.233E-03
95% confidence interval for Mean: 1.6217E-03 thru 2.8450E-03
Standard Deviation = 7.394E-04
Hi = 3.100E-03 Low = 1.000E-03
Median = 2.300E-03
Average Absolute Deviation from Median = 5.333E-04

Student's *t*-Test: Results

PSWW 27 C-500
(C Wondrom)

The results of an unpaired t-test performed at 17:15 on 2-DEC-2014

t= 1.40
sdev= 0.165E-03
degrees of freedom = 10

The probability of this result, assuming the null hypothesis, is 0.193

Group A: Number of items= 6
1.000E-03 1.000E-03 1.000E-03 1.100E-03 1.100E-03 1.600E-03

Mean = 1.133E-03
95% confidence interval for Mean: 9.8295E-04 thru 1.2837E-03
Standard Deviation = 2.338E-04
Hi = 1.600E-03 Low = 1.000E-03
Median = 1.050E-03
Average Absolute Deviation from Median = 1.333E-04

Group B: Number of items= 6
1.000E-03 1.000E-03 1.000E-03 1.000E-03 1.000E-03 1.000E-03

Mean = 1.000E-03
95% confidence interval for Mean: 8.4961E-04 thru 1.1504E-03
Standard Deviation = 0.00
Hi = 1.000E-03 Low = 1.000E-03
Median = 1.000E-03
Average Absolute Deviation from Median = 0.00

Student's *t*-Test: Results

PSMW - EW3
(PCE)

The results of an unpaired t-test performed at 17:20 on 2-DEC-2014

t= -2.03
sdev= 0.270E-03
degrees of freedom = 10

The probability of this result, assuming the null hypothesis, is 0.070

Group A: Number of items= 6
1.100E-03 1.100E-03 1.200E-03 1.300E-03 1.400E-03 1.700E-03

Mean = 1.300E-03
95% confidence interval for Mean: 1.0545E-03 thru 1.5455E-03
Standard Deviation = 2.280E-04
Hi = 1.700E-03 Low = 1.100E-03
Median = 1.250E-03
Average Absolute Deviation from Median = 1.667E-04

Group B: Number of items= 6
1.200E-03 1.500E-03 1.500E-03 1.600E-03 1.800E-03 2.100E-03

Mean = 1.617E-03
95% confidence interval for Mean: 1.3712E-03 thru 1.8622E-03
Standard Deviation = 3.061E-04
Hi = 2.100E-03 Low = 1.200E-03
Median = 1.550E-03
Average Absolute Deviation from Median = 2.167E-04

Student's *t*-Test: Results

PSMW-EW4
(PCE)

The results of an unpaired t-test performed at 17:23 on 2-DEC-2014

t= -1.50
sdev= 0.156E-02
degrees of freedom = 10

The probability of this result, assuming the null hypothesis, is 0.164

Group A: Number of items= 6
1.000E-03 1.600E-03 1.700E-03 2.200E-03 2.200E-03 2.300E-03

Mean = 1.833E-03
95% confidence interval for Mean: 4.1648E-04 thru 3.2502E-03
Standard Deviation = 5.007E-04
Hi = 2.300E-03 Low = 1.000E-03
Median = 1.950E-03
Average Absolute Deviation from Median = 4.000E-04

Group B: Number of items= 6
1.900E-03 1.900E-03 2.400E-03 2.700E-03 2.700E-03 7.500E-03

Mean = 3.183E-03
95% confidence interval for Mean: 1.7665E-03 thru 4.6002E-03
Standard Deviation = 2.145E-03
Hi = 7.500E-03 Low = 1.900E-03
Median = 2.550E-03
Average Absolute Deviation from Median = 1.117E-03

Student's *t*-Test: Results

PSMW-EW4 (11-DEC)

The results of an unpaired t-test performed at 17:25 on 2-DEC-2014

t= -2.05
sdev= 0.717E-03
degrees of freedom = 10

The probability of this result, assuming the null hypothesis, is 0.067

Group A: Number of items= 6
1.000E-03 1.000E-03 1.000E-03 1.300E-03 1.300E-03 1.700E-03

Mean = 1.217E-03
95% confidence interval for Mean: 5.6441E-04 thru 1.8689E-03
Standard Deviation = 2.787E-04
Hi = 1.700E-03 Low = 1.000E-03
Median = 1.150E-03
Average Absolute Deviation from Median = 2.167E-04

Group B: Number of items= 6
1.400E-03 1.500E-03 1.600E-03 1.900E-03 2.000E-03 4.000E-03

Mean = 2.067E-03
95% confidence interval for Mean: 1.4144E-03 thru 2.7189E-03
Standard Deviation = 9.750E-04
Hi = 4.000E-03 Low = 1.400E-03
Median = 1.750E-03
Average Absolute Deviation from Median = 5.667E-04

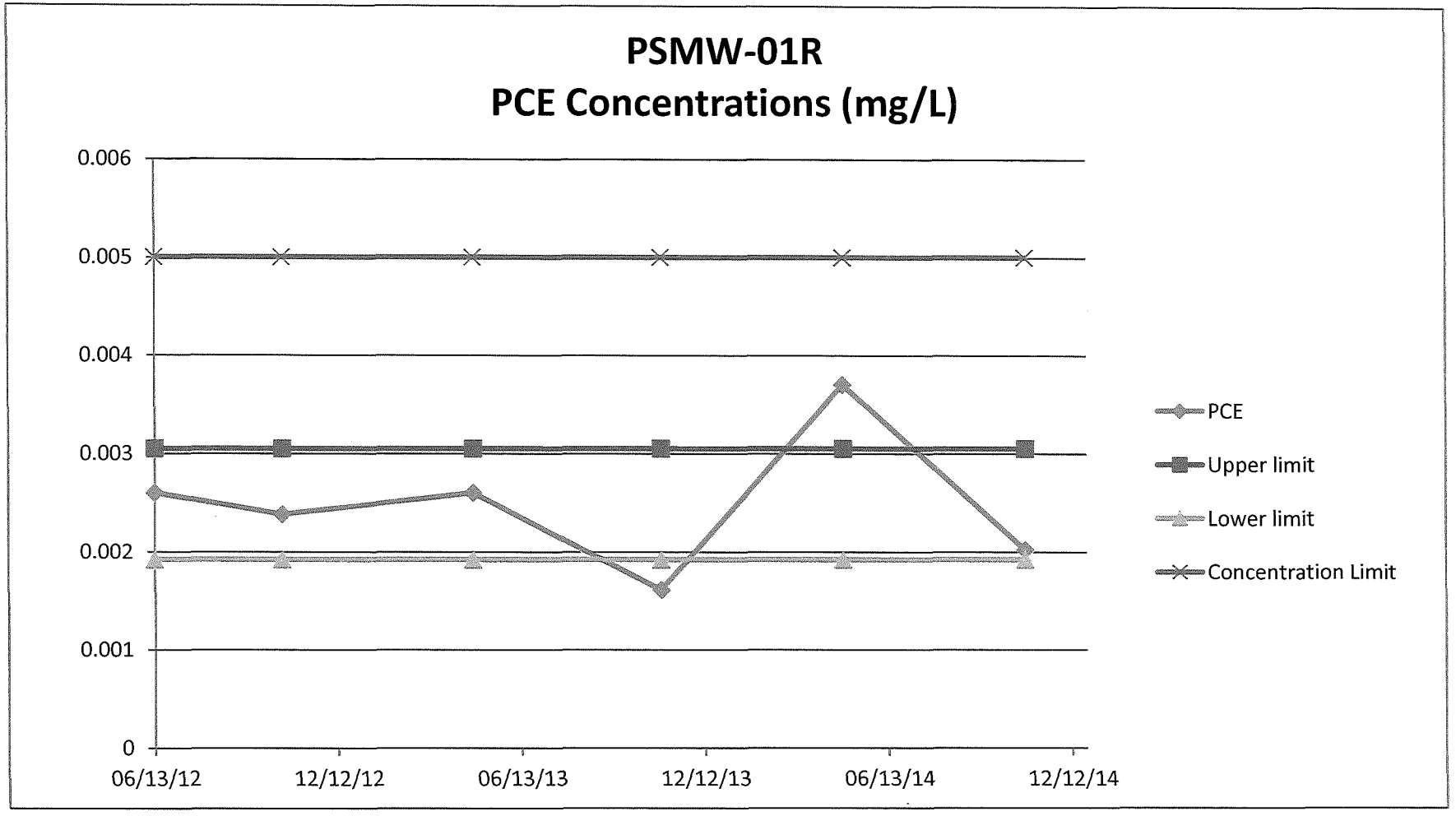
PSMW-01R
PCE Concentrations (mg/L)
0.006
0.005
0.004
0.003
0.002
0.001
0
06/13/12
12/12/12
06/13/13
12/12/13
06/13/14
12/12/14
PCE
Upper limit
Lower limit
Concentration Limit

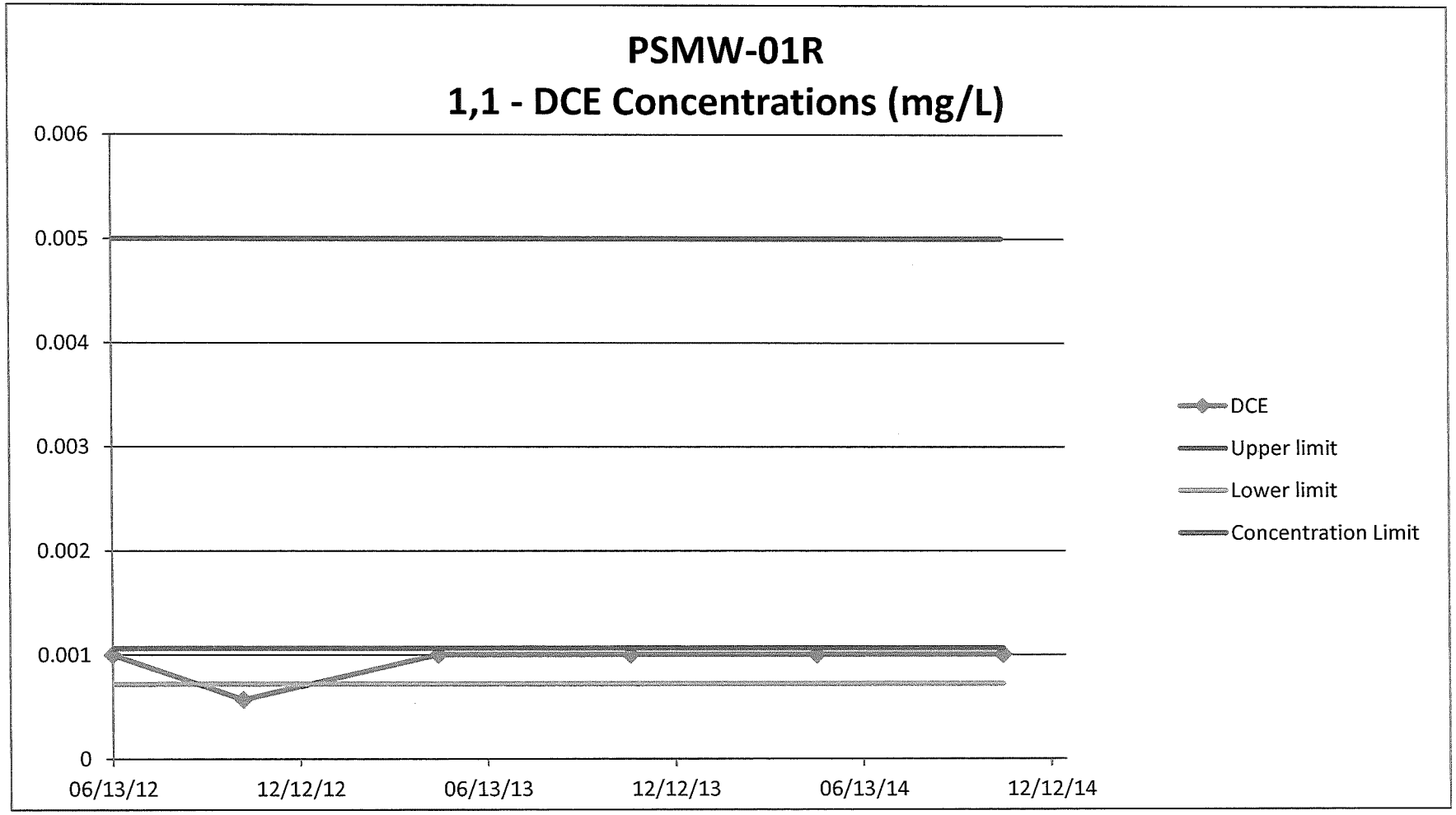
PSMW-01R
1,1 - DCE Concentrations (mg/L)
0.006
0.005
0.004
0.003
0.002
0.001
0
06/13/12
12/12/12
06/13/13
12/12/13
06/13/14
12/12/14
DCE
Upper limit
Lower limit
Concentration Limit

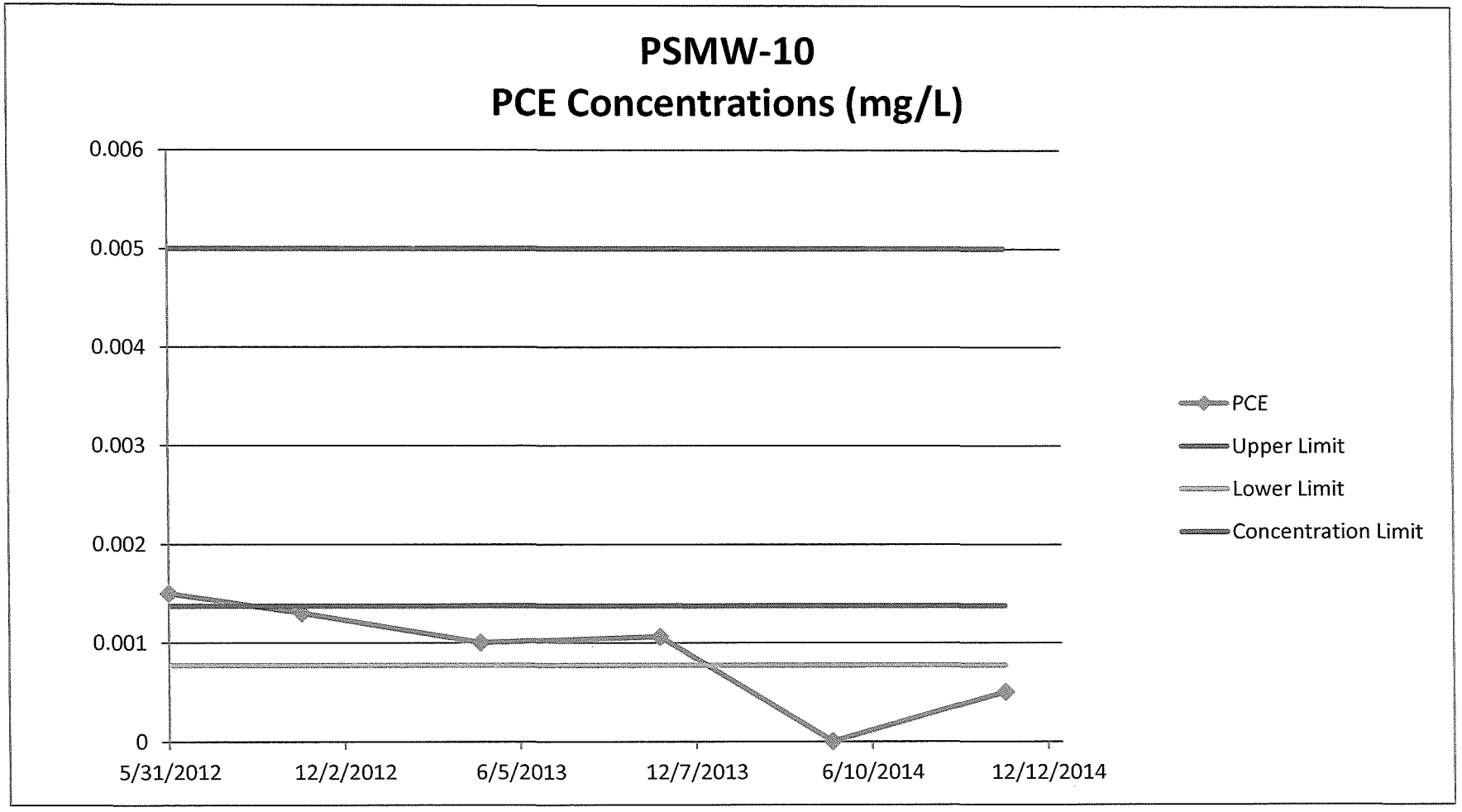
PSMW-10
PCE Concentrations (mg/L)
0.006
0.005
0.004
0.003
0.002
0.001
0
5/31/2012
12/2/2012
6/5/2013
12/7/2013
6/10/2014
12/12/2014
PCE
Upper Limit
Lower Limit
Concentration Limit

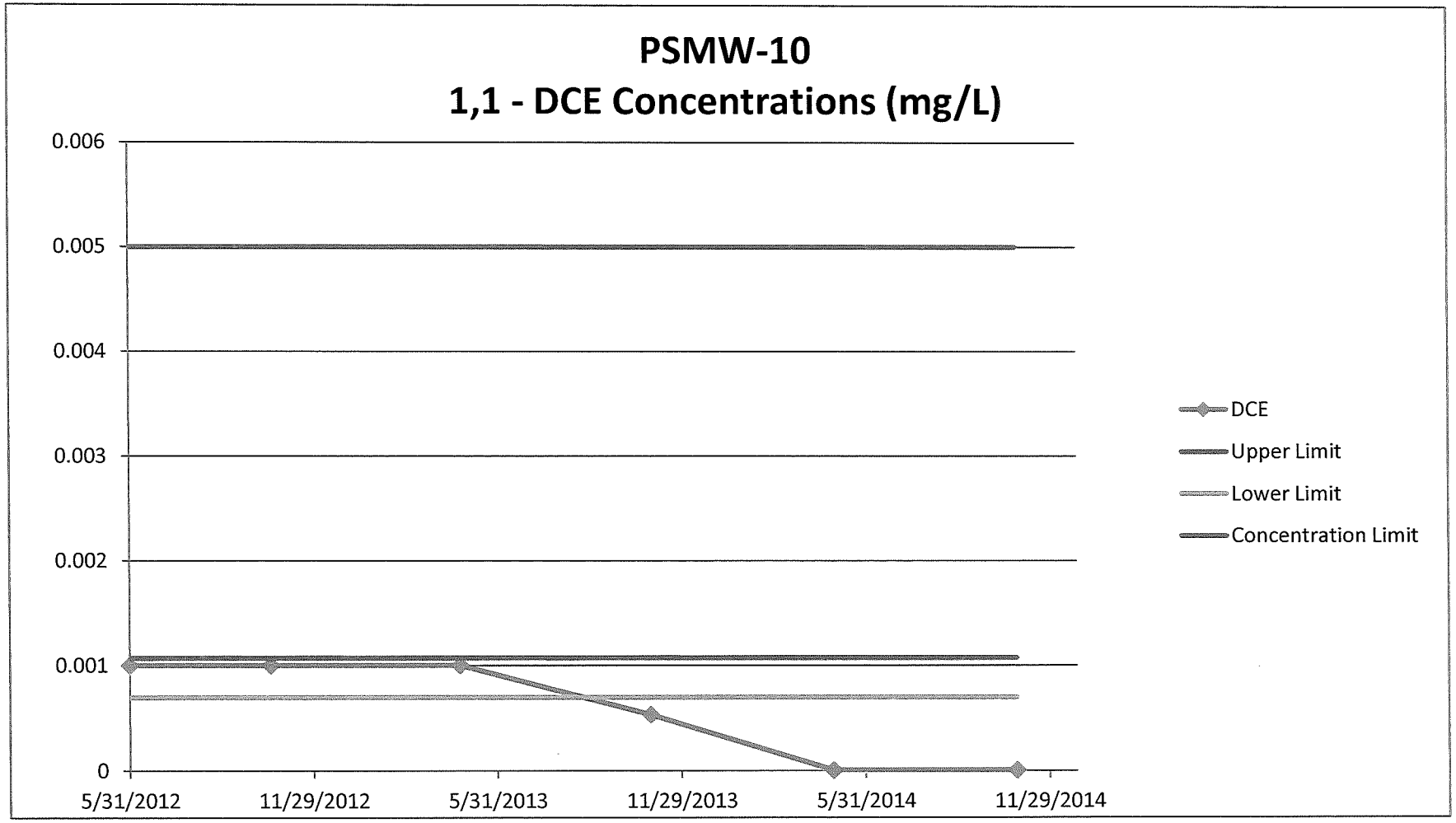
PSMW-10
1,1 - DCE Concentrations (mg/L)
0.006
0.005
0.004
0.003
0.002
0.001
0
5/31/2012
11/29/2012
5/31/2013
11/29/2013
5/31/2014
11/29/2014
DCE
Upper Limit
Lower Limit
Concentration Limit

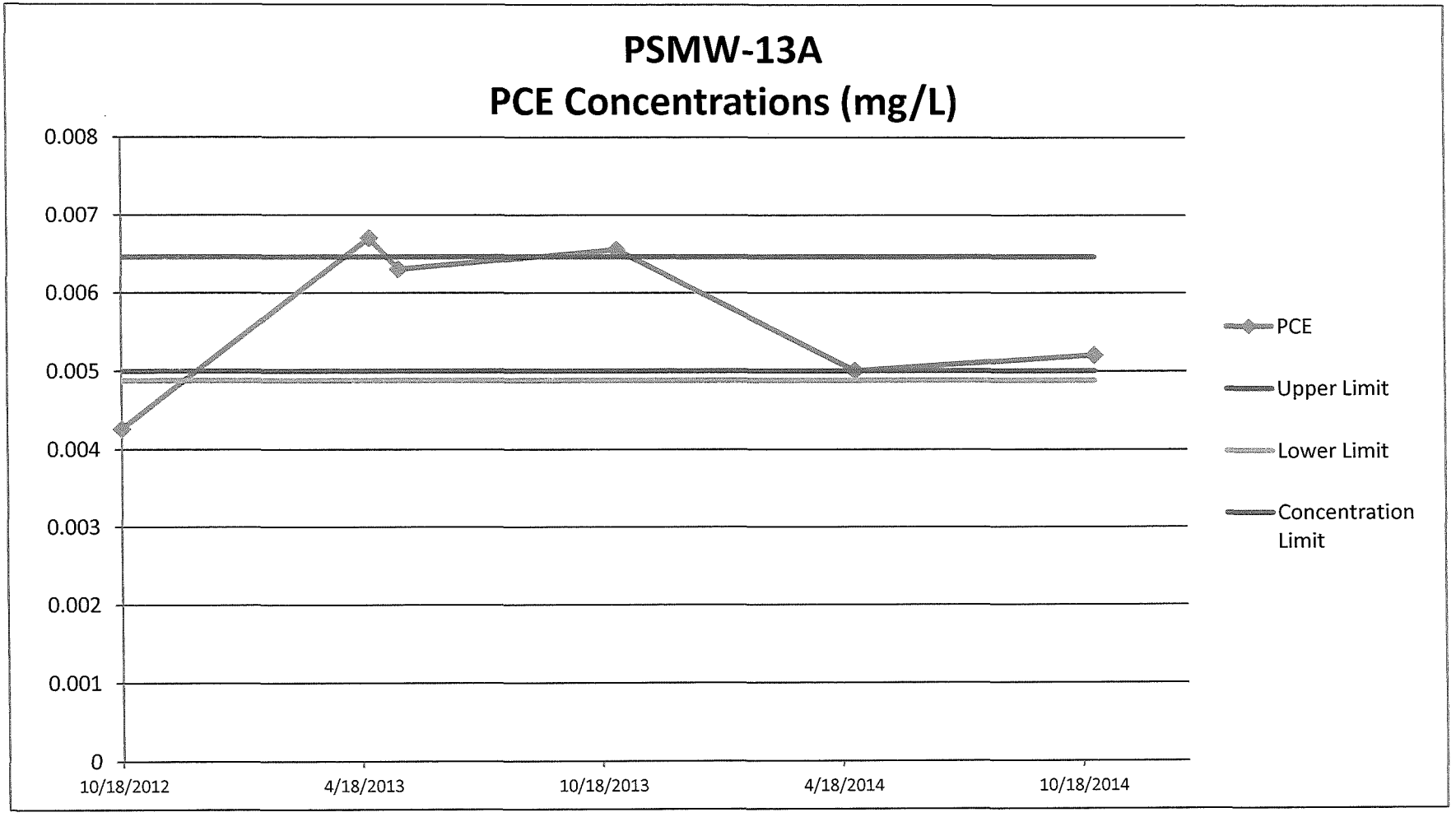
PSMW-13A
PCE Concentrations (mg/L)
0.008
0.007
0.006
0.005
0.004
0.003
0.002
0.001
0
10/18/2012
4/18/2013
10/18/2013
4/18/2014
10/18/2014
PCE
Upper Limit
Lower Limit
Concentration Limit

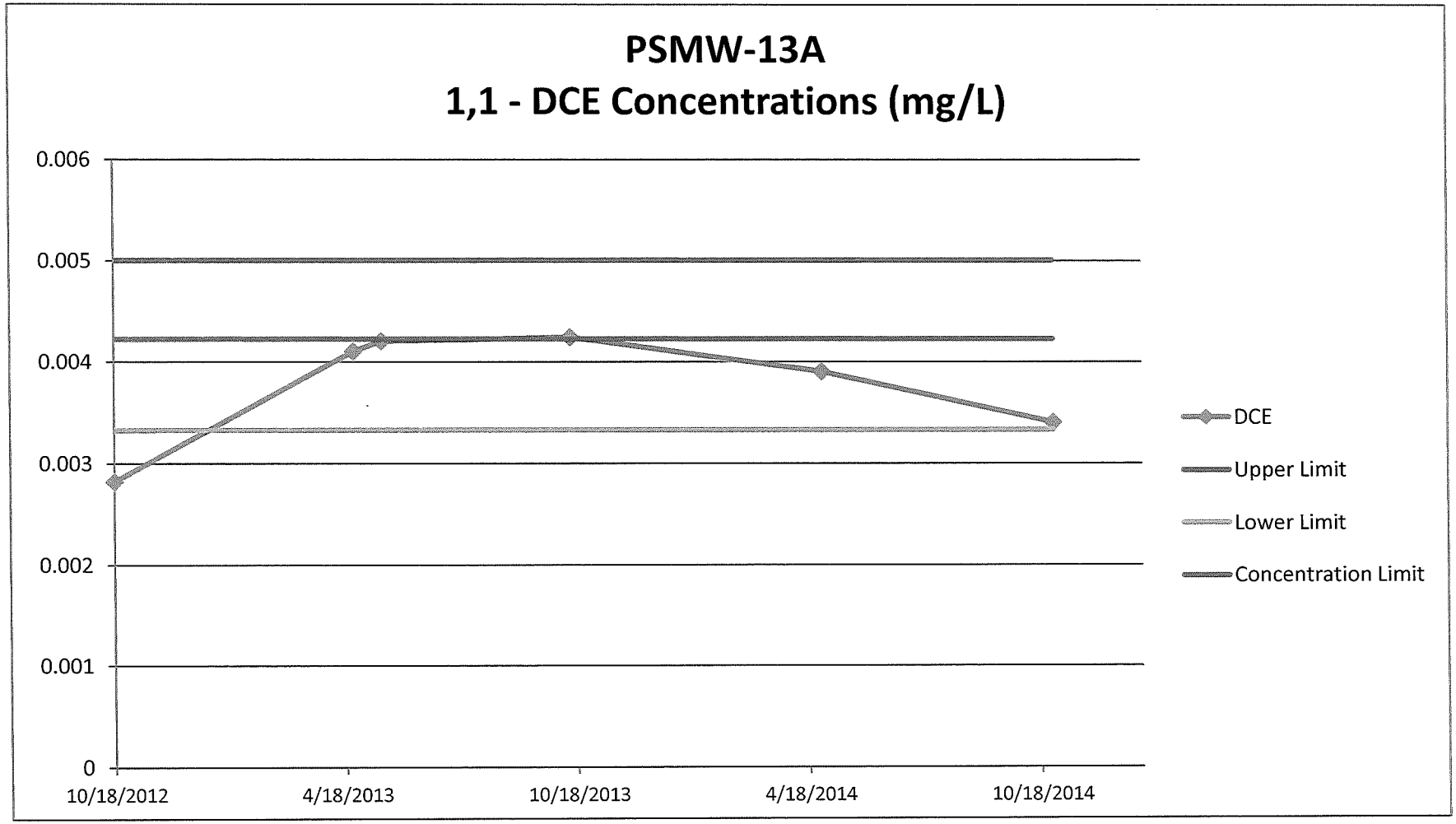
PSMW-13A
1,1 - DCE Concentrations (mg/L)
0.006
0.005
0.004
0.003
0.002
0.001
0
10/18/2012
4/18/2013
10/18/2013
4/18/2014
10/18/2014
DCE
Upper Limit
Lower Limit
Concentration Limit

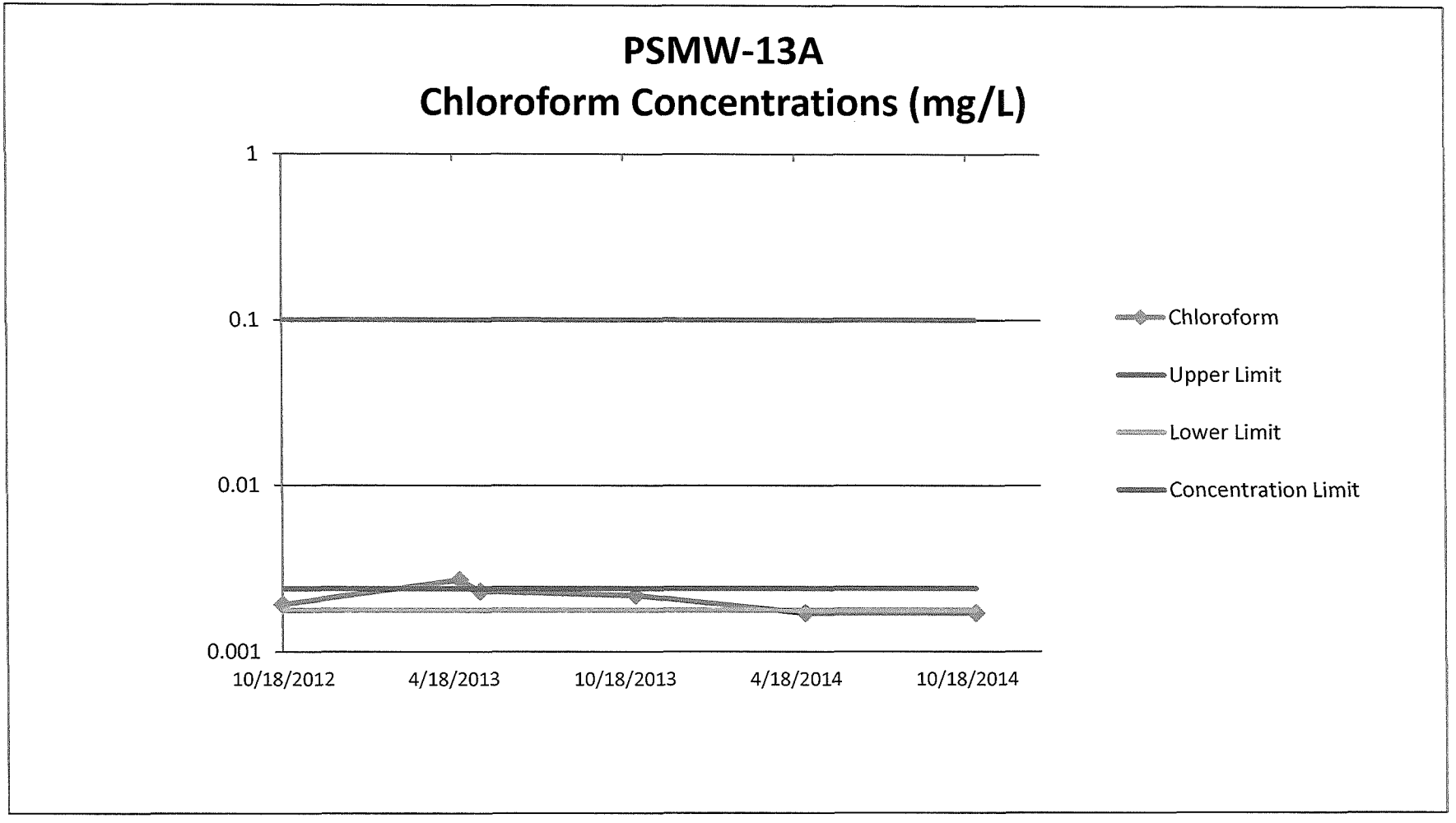
PSMW-13A
Chloroform Concentrations (mg/L)
1
0.1
0.01
0.001
10/18/2012
4/18/2013
10/18/2013
4/18/2014
10/18/2014
Chloroform
Upper Limit
Lower Limit
Concentration Limit

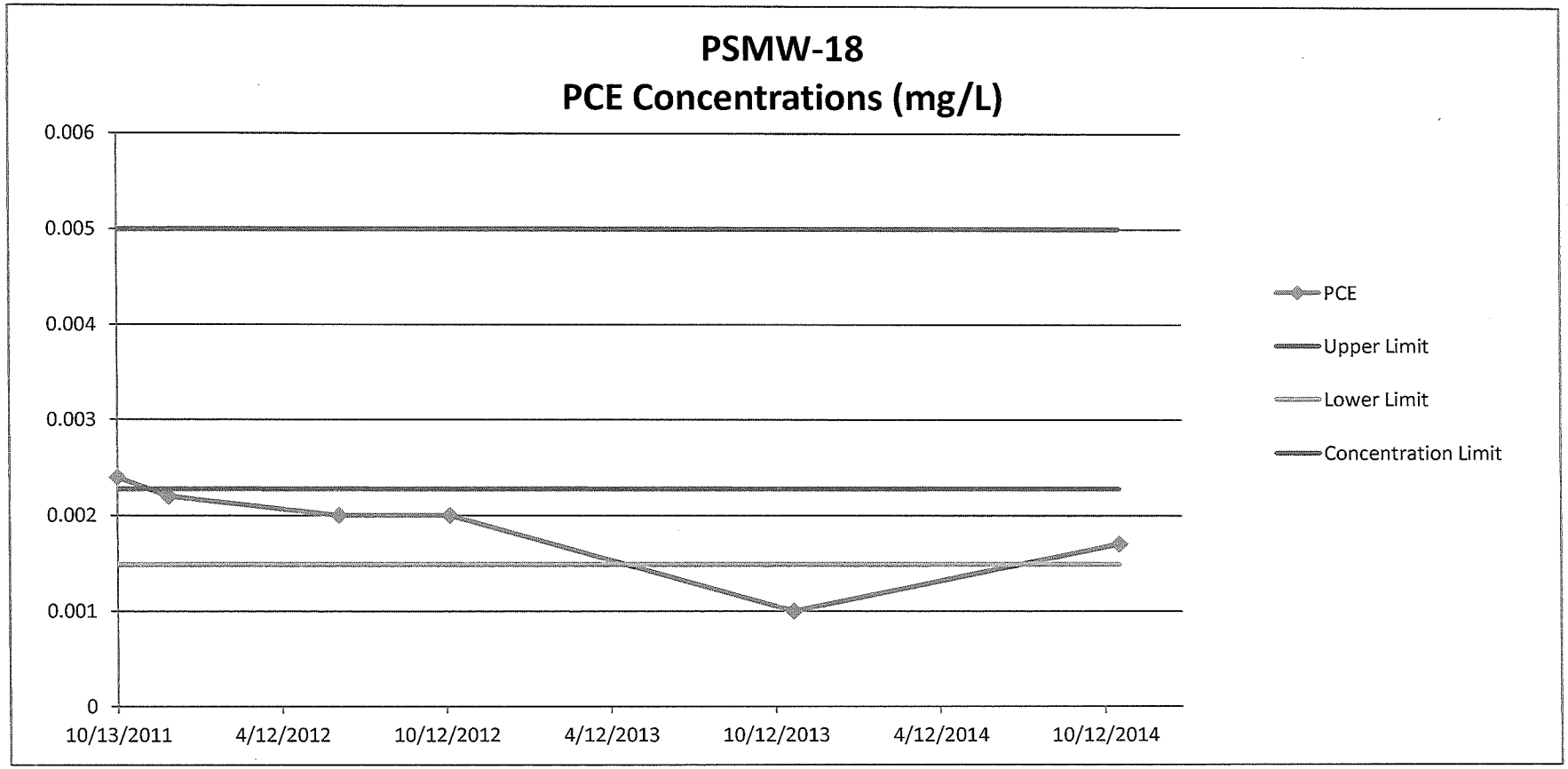
PSMW-18
PCE Concentrations (mg/L)
0.006
0.005
0.004
0.003
0.002
0.001
0
10/13/2011
4/12/2012
10/12/2012
4/12/2013
10/12/2013
4/12/2014
10/12/2014
PCE
Upper Limit
Lower Limit
Concentration Limit

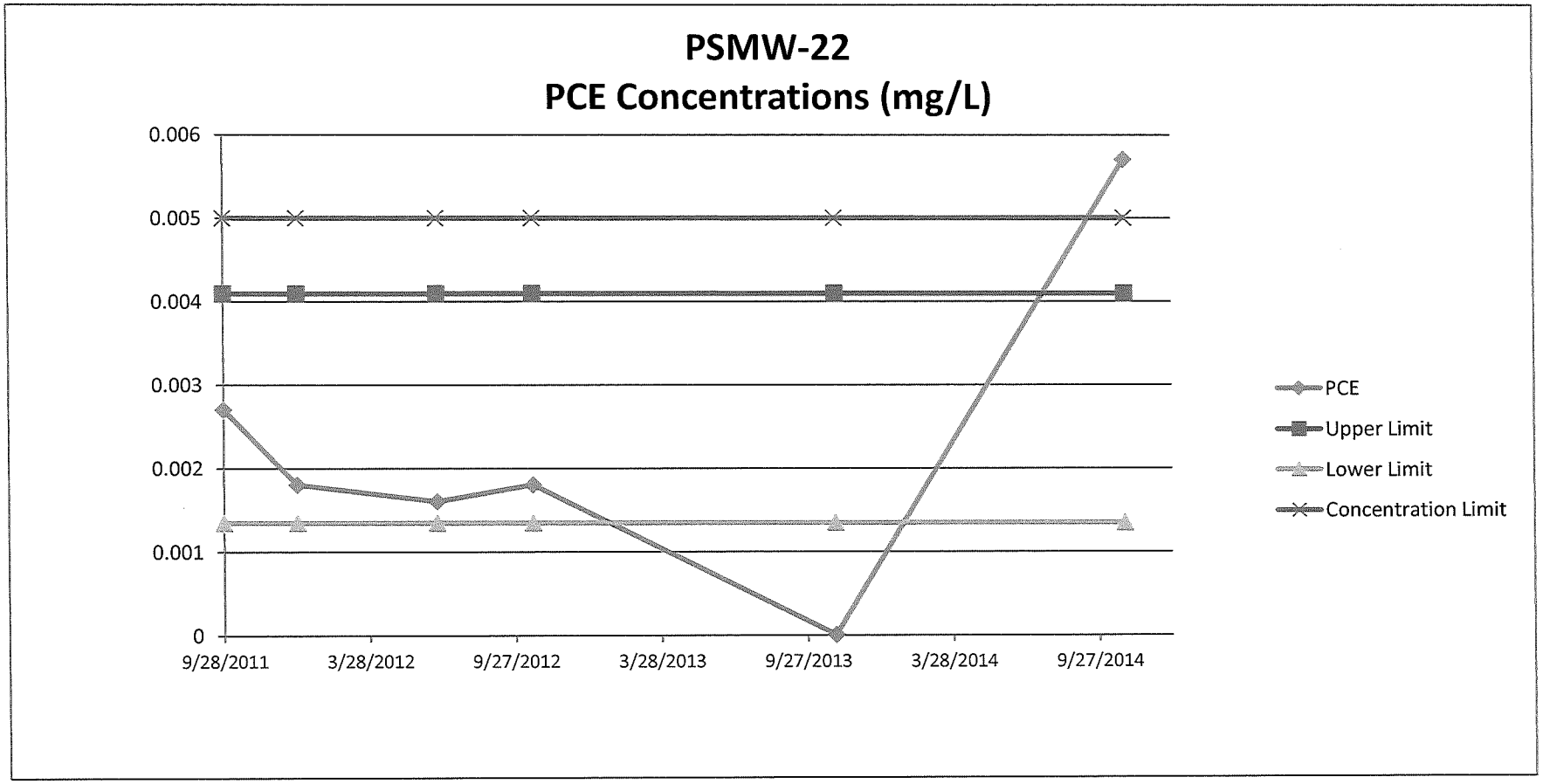
PSMW-22
PCE Concentrations (mg/L)
0.006
0.005
0.004
0.003
0.002
0.001
0
9/28/2011
3/28/2012
9/27/2012
3/28/2013
9/27/2013
3/28/2014
9/27/2014
PCE
Upper Limit
Lower Limit
Concentration Limit

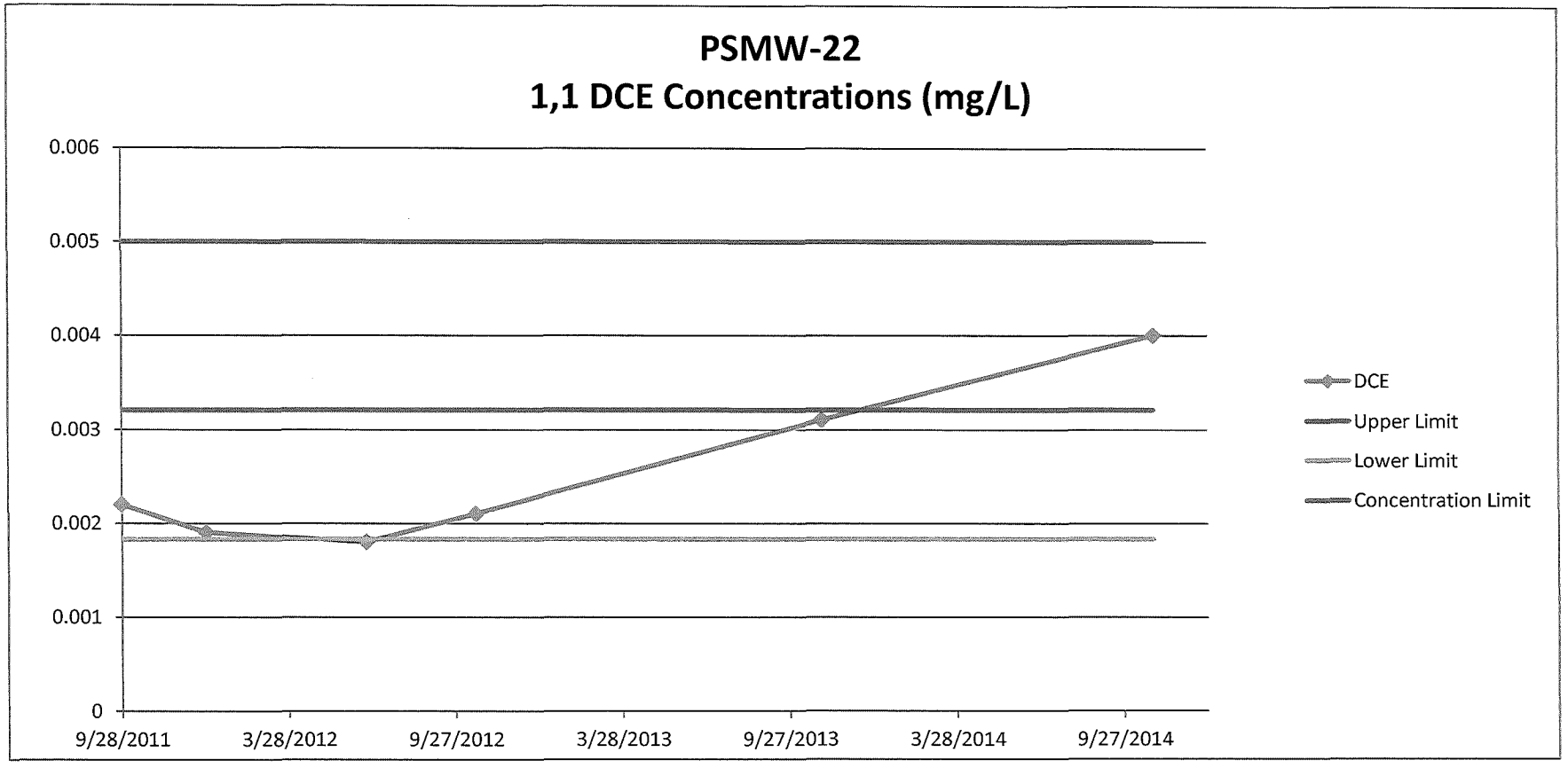
PSMW-22
1,1 DCE Concentrations (mg/L)
0.006
0.005
0.004
0.003
0.002
0.001
0
9/28/2011
3/28/2012
9/27/2012
3/28/2013
9/27/2013
3/28/2014
9/27/2014
DCE
Upper Limit
Lower Limit
Concentration Limit

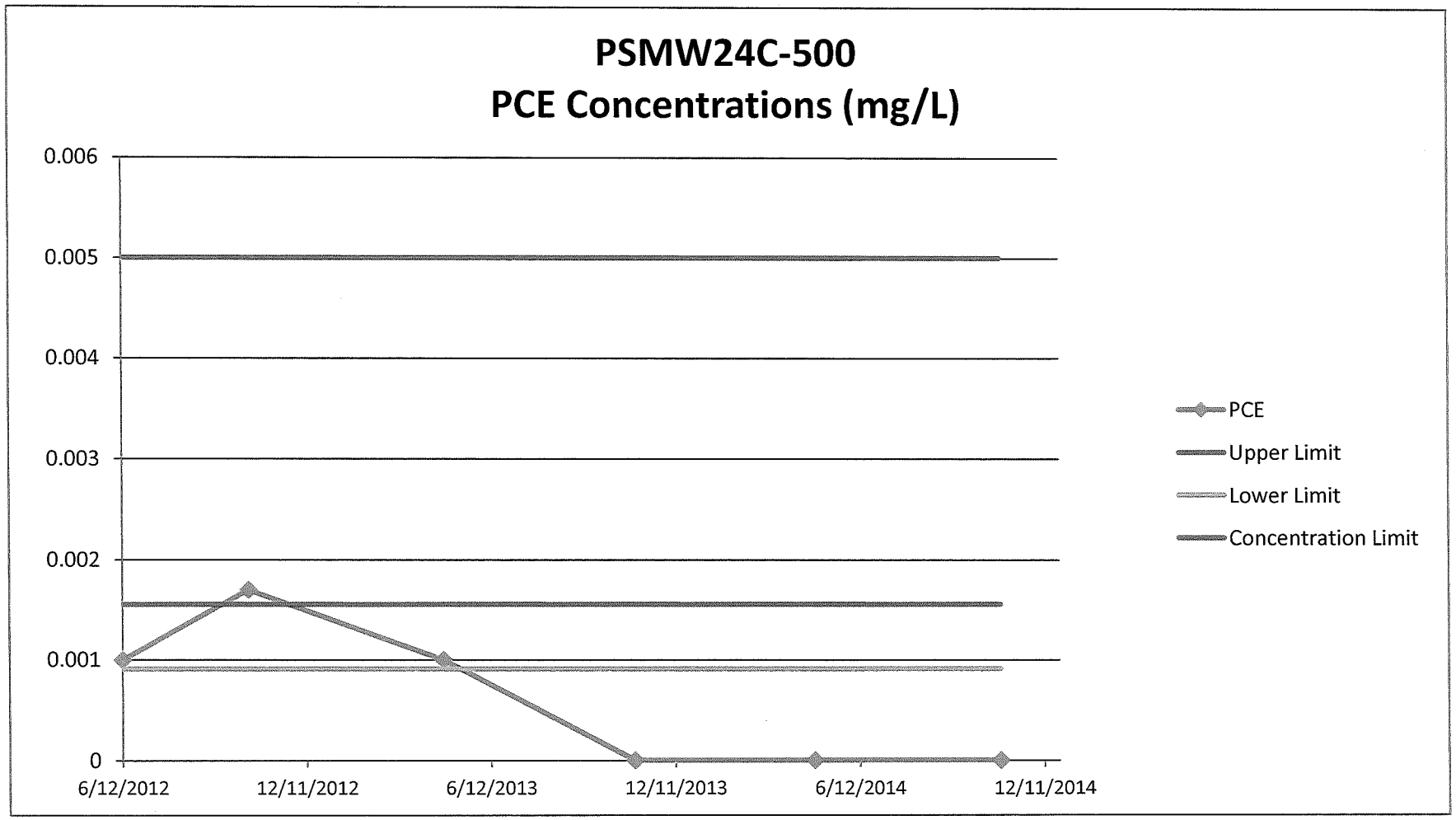
PSMW24C-500
PCE Concentrations (mg/L)
0.006
0.005
0.004
0.003
0.002
0.001
0
6/12/2012
12/11/2012
6/12/2013
12/11/2013
6/12/2014
12/11/2014
PCE
Upper Limit
Lower Limit
Concentration Limit

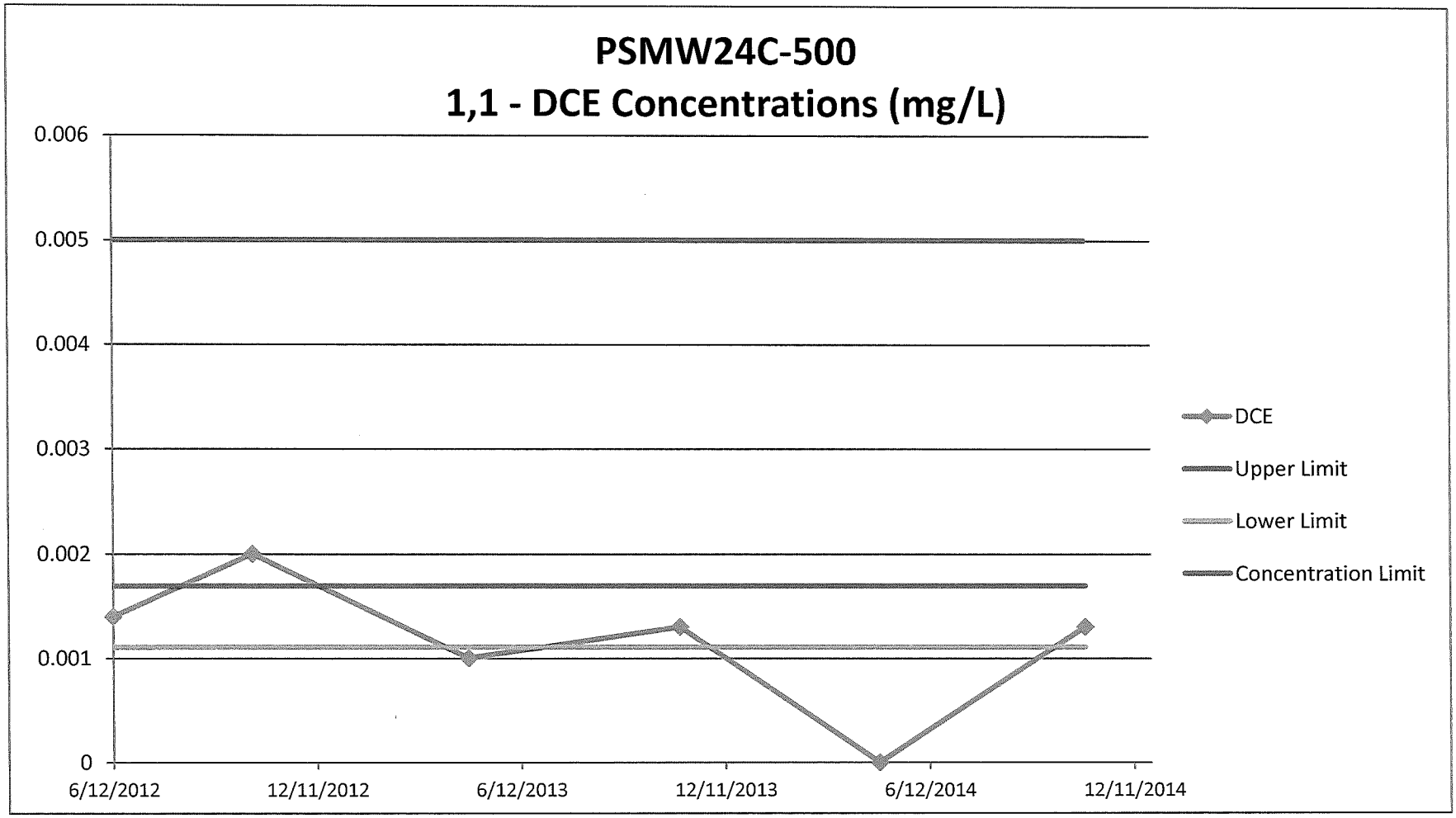
PSMW24C-500
1,1 - DCE Concentrations (mg/L)
0.006
0.005
0.004
0.003
0.002
0.001
0
6/12/2012
12/11/2012
6/12/2013
12/11/2013
6/12/2014
12/11/2014
DCE
Upper Limit
Lower Limit
Concentration Limit

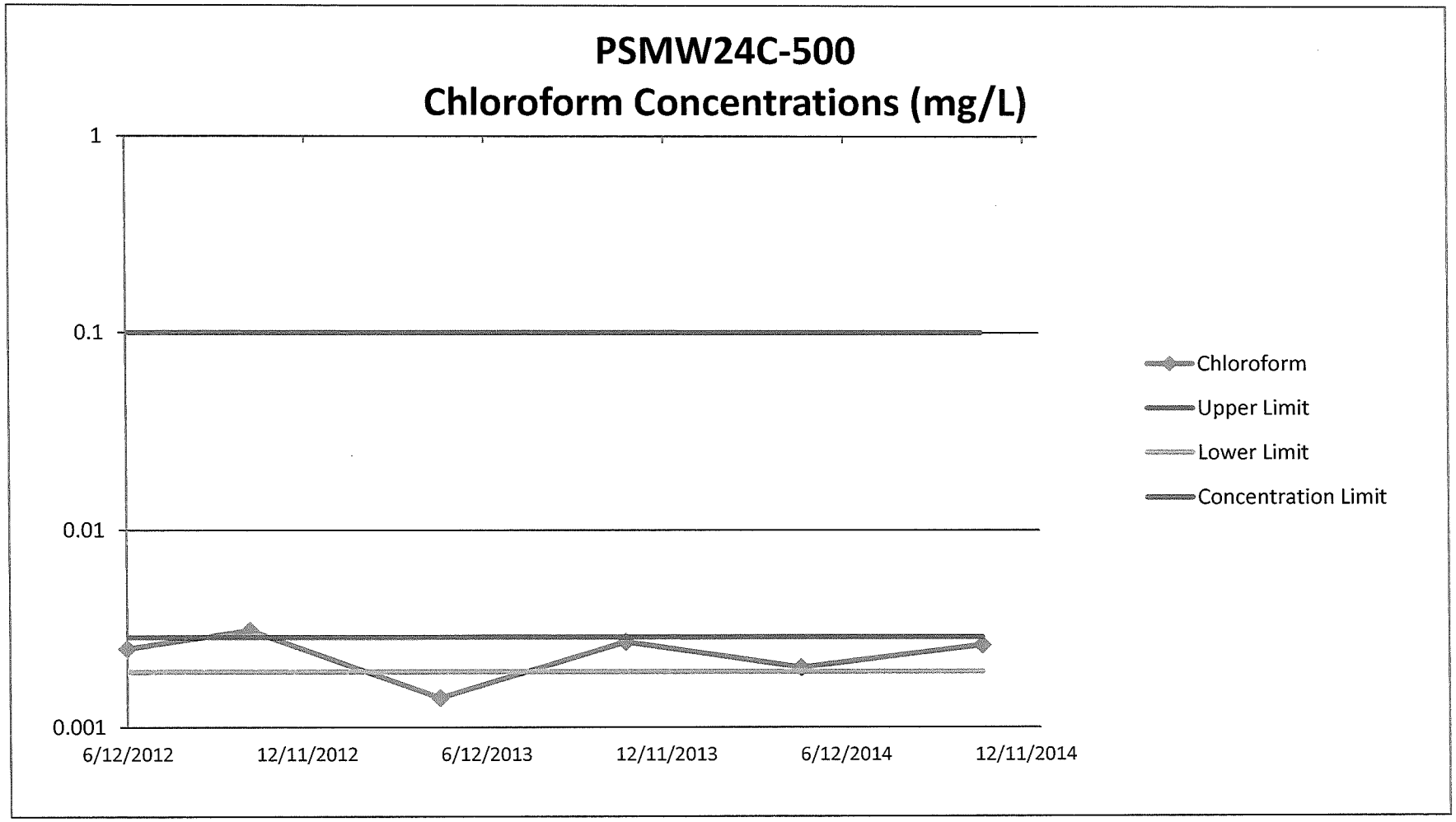
PSMW24C-500
Chloroform Concentrations (mg/L)
1
0.1
0.01
0.001
6/12/2012
12/11/2012
6/12/2013
12/11/2013
6/12/2014
12/11/2014
Chloroform
Upper Limit
Lower Limit
Concentration Limit

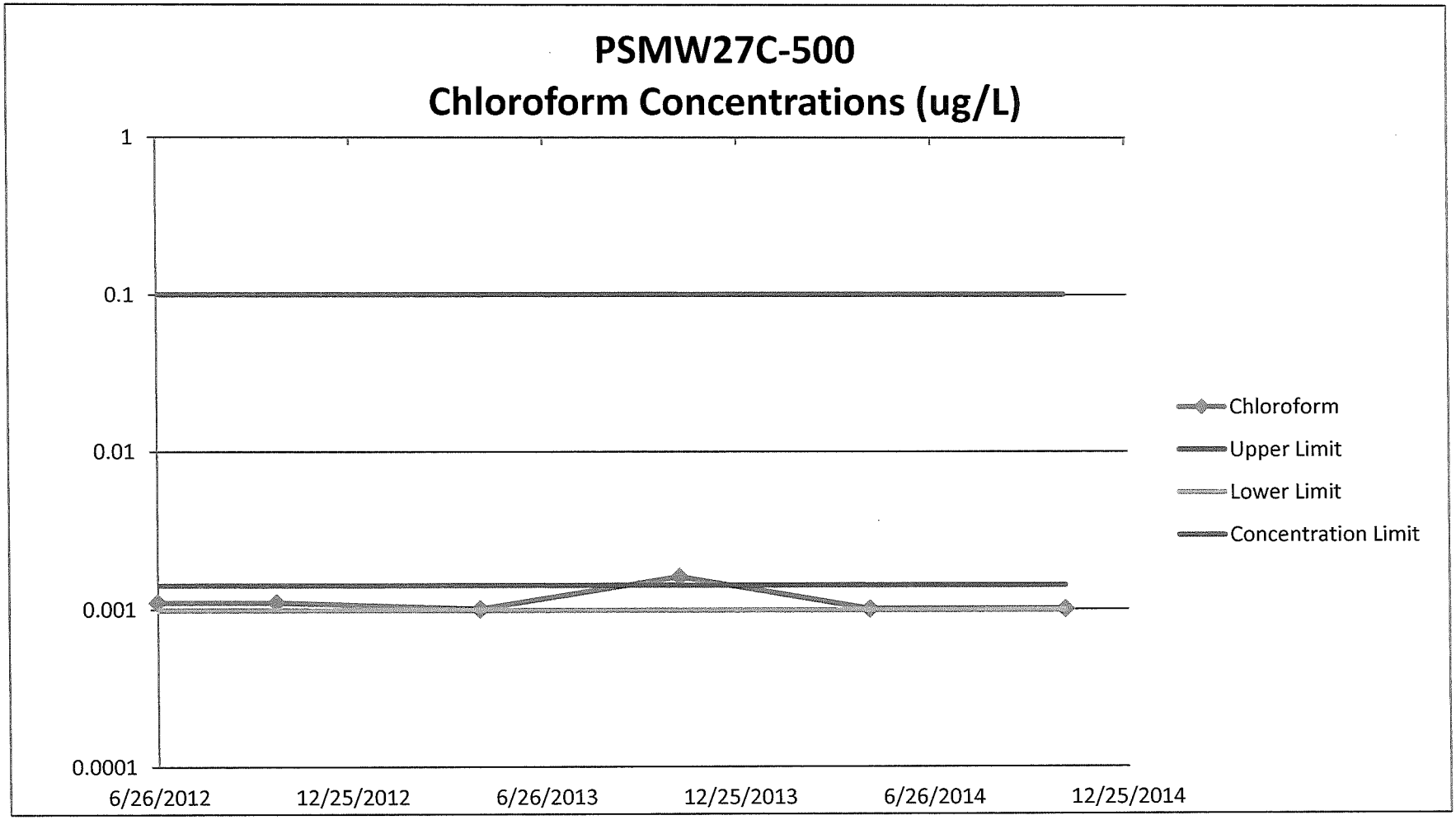
PSMW27C-500
Chloroform Concentrations (ug/L)
1
0.1
0.01
0.001
0.0001
6/26/2012
12/25/2012
6/26/2013
12/25/2013
6/26/2014
12/25/2014
Chloroform
Upper Limit
Lower Limit
Concentration Limit

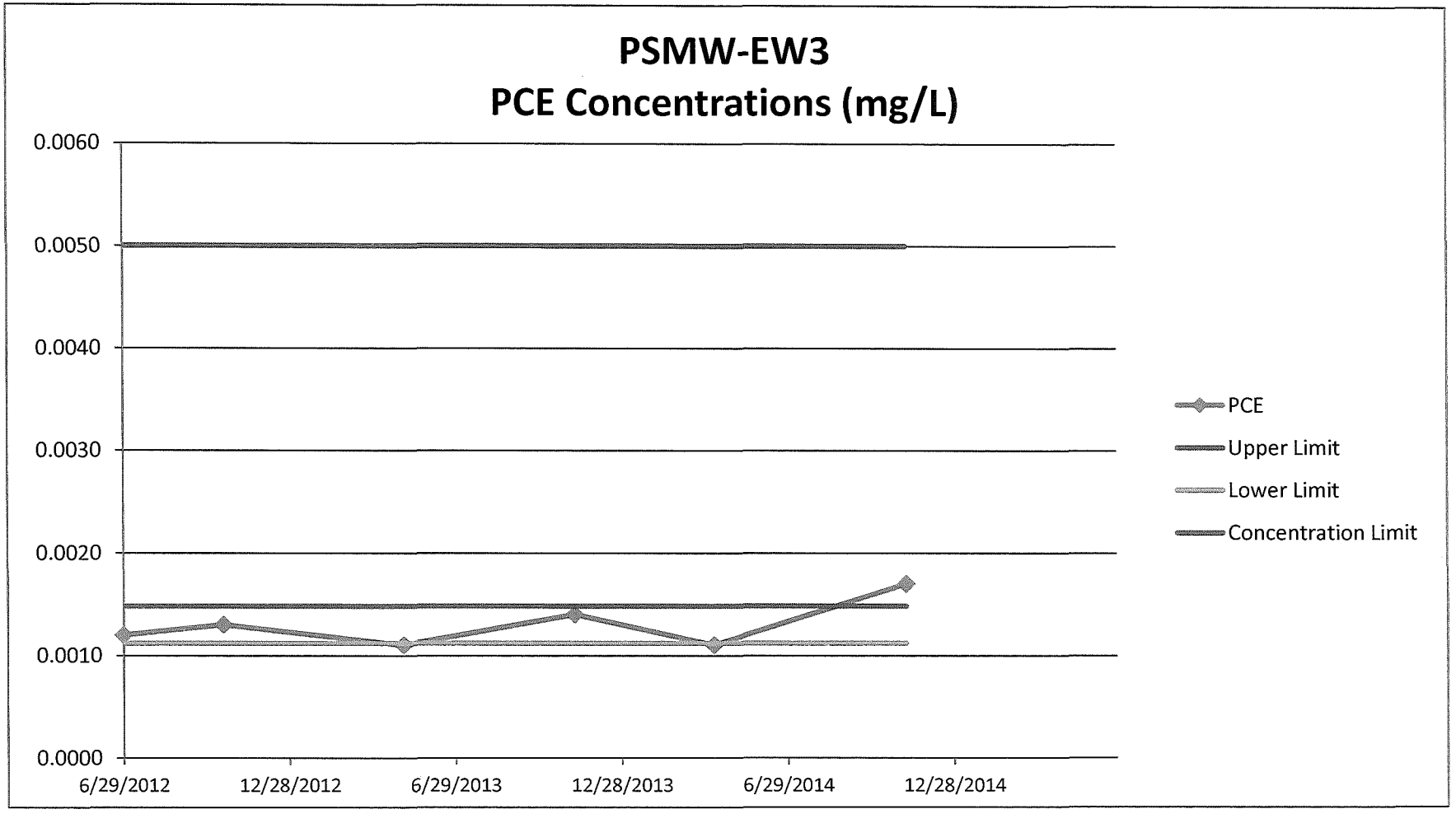
PSMW-EW3
PCE Concentrations (mg/L)
0.0060
0.0050
0.0040
0.0030
0.0020
0.0010
0.0000
6/29/2012
12/28/2012
6/29/2013
12/28/2013
6/29/2014
12/28/2014
PCE
Upper Limit
Lower Limit
Concentration Limit

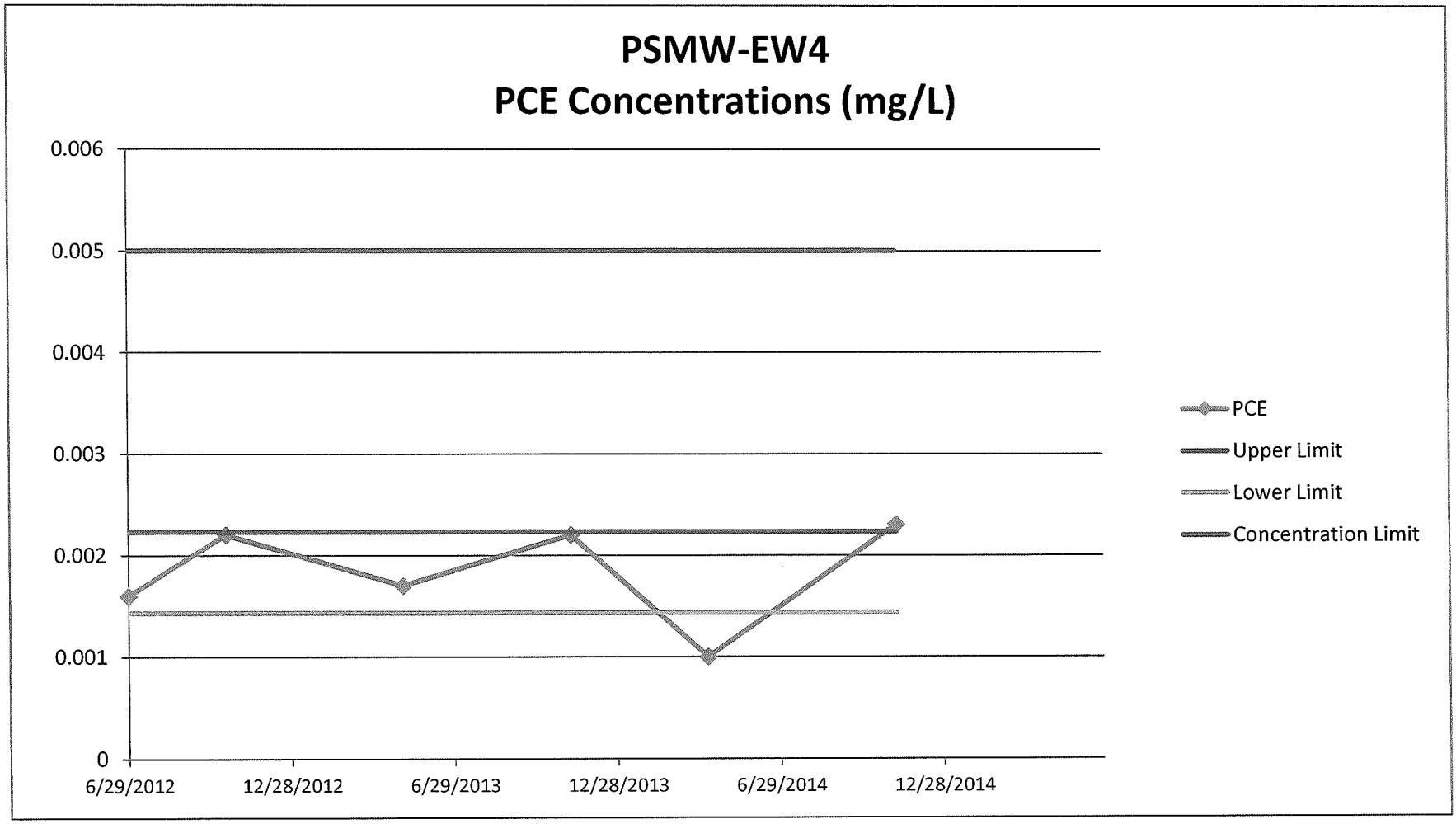
PSMW-EW4
PCE Concentrations (mg/L)
0.006
0.005
0.004
0.003
0.002
0.001
0
6/29/2012
12/28/2012
6/29/2013
12/28/2013
6/29/2014
12/28/2014
PCE
Upper Limit
Lower Limit
Concentration Limit

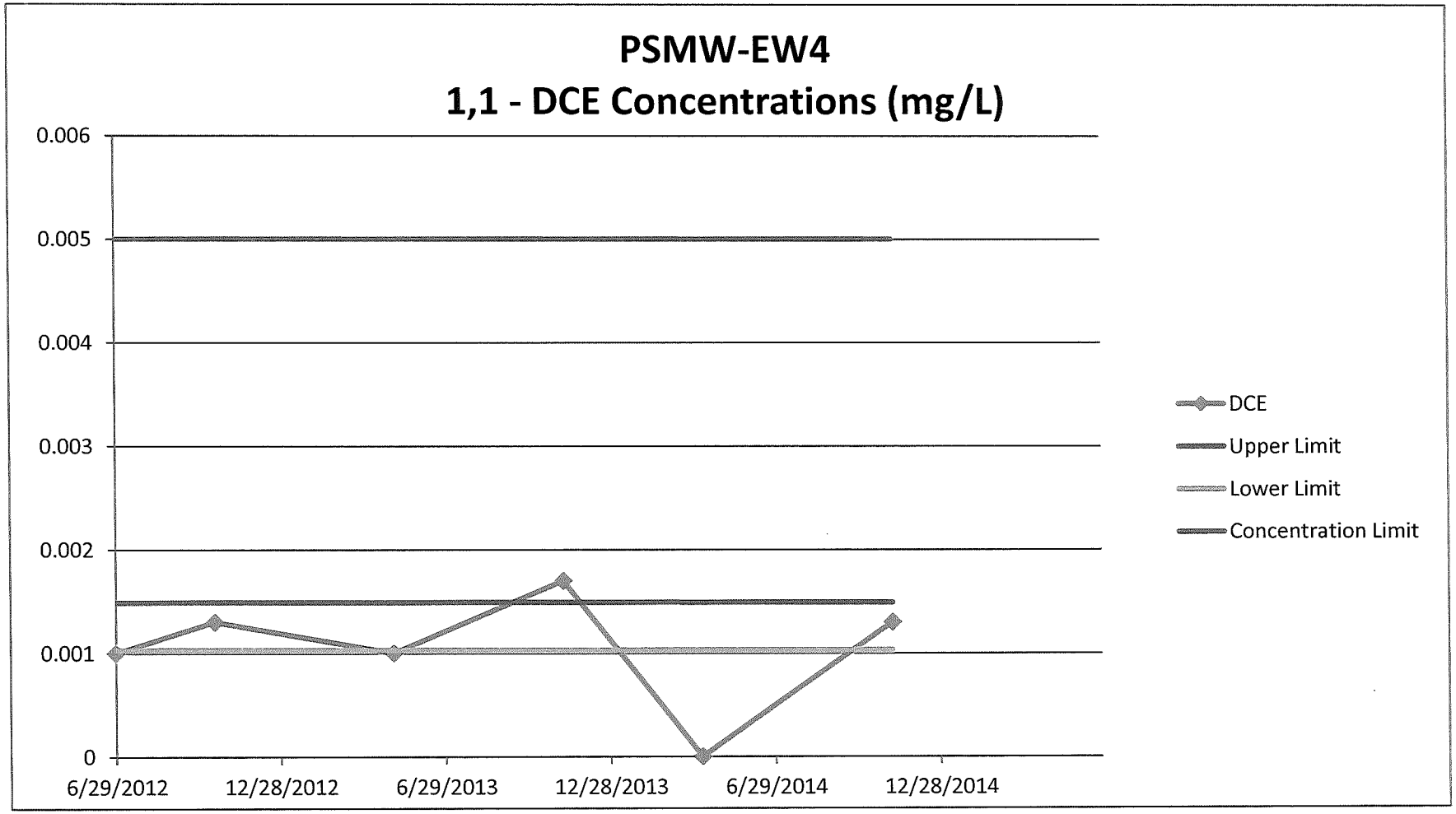
PSMW-EW4
1,1 - DCE Concentrations (mg/L)
0.006
0.005
0.004
0.003
0.002
0.001
0
6/29/2012
12/28/2012
6/29/2013
12/28/2013
6/29/2014
12/28/2014
DCE
Upper Limit
Lower Limit
Concentration Limit

APPENDIX 5

Well Sampling Data Forms

Well Sampling Data Form

Well ID: PSMW-01R
Sample Date: 10/27/2014
Sample Collection: 1310
Sampler: Mark Sikelianos, Delphi
Analytical Laboratory Name: Hall
Analytical Method: Appendix 9
Casing Head Elevation (ft): 5029.66
Depth to Water (ft): 129.02
Water Level Elevation (ft): 4900.64
Field Measurements and Data **pH (standard unit):** 7.40 **Conductivity (ms):** 1.22 **Temperature (°F):** 67.3 **Purge Volume (gal):** 7
Comments: Duplicate sample collected for 8260 volatiles – PSMW-A. GTS off.

Well Sampling Data Form

Well ID: PSMW-07R
Sample Date: 10/27/2014
Sample Collection: 0955
Sampler: Mark Sikelianos, Delphi
Analytical Laboratory Name: Hall
Analytical Method: Appendix 9
Casing Head Elevation (ft): 5008.37
Depth to Water (ft): 106.85
Water Level Elevation (ft): 4901.52
Field Measurements and Data **pH (standard unit):** 7.47 **Conductivity (μmho/cm):** 897 **Temperature (°F):** 65.7 **Purge Volume (gal):** 12
Comments: GTS off.

Well Sampling Data Form

Well ID: PSMW-08B
Sample Date: 10/28/2014
Sample Collection: 0935
Sampler: Mark Sikelianos, Delphi
Analytical Laboratory Name: Hall
Analytical Method: Appendix 9
Casing Head Elevation (ft): 5045.64
Depth to Water (ft): 147.45
Water Level Elevation (ft): 4898.19
Field Measurements and Data **pH (standard unit):** 7.53 **Conductivity (μmho/cm):** 869 **Temperature (°F):** 65.8 **Purge Volume (gal):** 11
Comments: GTS off.

Well Sampling Data Form

Well ID: PSMW-10
Sample Date: 10/28/2014
Sample Collection: 1235
Sampler: Mark Sikelianos, Delphi
Analytical Laboratory Name: Hall
Analytical Method: Appendix 9
Casing Head Elevation (ft): 5058.15
Depth to Water (ft): 161.42
Water Level Elevation (ft): 4896.73
Field Measurements and Data **pH (standard unit):** 7.51 **Conductivity (μmho/cm):** 1007 **Temperature (°F):** 66.6 **Purge Volume (gal):** 7
Comments: Duplicate sample collected for 8260 analysis – PSMW-J. GTS off.

Well Sampling Data Form

Well ID: PSMW-11
Sample Date: 10/28/2014
Sample Collection: 1320
Sampler: Mark Sikelianos, Delphi
Analytical Laboratory Name: Hall
Analytical Method: 8260
Casing Head Elevation (ft): 5055.48
Depth to Water (ft): 157.80
Water Level Elevation (ft): 4897.68
Field Measurements and Data **pH (standard unit):** 7.69 **Conductivity (µmho/cm):** 0.45 ms **Temperature (°F):** 66.6 **Purge Volume (gal):** 5
Comments: Fine-grained sand present in purge water. Conductivity meter malfunctioning, so conductivity reading may not be correct. GTS off.

Well Sampling Data Form

Well ID: PSMW-13A
Sample Date: 10/28/2014
Sample Collection: 1100
Sampler: Mark Sikelianos, Delphi
Analytical Laboratory Name: Hall
Analytical Method: Appendix 9
Casing Head Elevation (ft): 5052.14
Depth to Water (ft): 154.13
Water Level Elevation (ft): 4898.01
Field Measurements and Data **pH (standard unit):** 7.49 **Conductivity (µmho/cm):** 1597 **Temperature (°F):** 66.2 **Purge Volume (gal):** 7
Comments: GTS off.

Well Sampling Data Form

Well ID: PSMW-17
Sample Date: 10/27/2014
Sample Collection: 1600
Sampler: Mark Sikelianos, Delphi
Analytical Laboratory Name: Hall
Analytical Method: 8260
Casing Head Elevation (ft): 5077.75
Depth to Water (ft): 182.76
Water Level Elevation (ft): 4894.99
Field Measurements and Data **pH (standard unit):** 7.41 **Conductivity (µmho/cm):** 937 **Temperature (°F):** 66.0 **Purge Volume (gal):** 10
Comments: GTS off. Hand bailed.

Well Sampling Data Form

Well ID: PSMW-18
Sample Date: 10/28/2014
Sample Collection: 1630
Sampler: Mark Sikelianos, Delphi
Analytical Laboratory Name: Hall
Analytical Method: 8260
Casing Head Elevation (ft): 5071.26
Depth to Water (ft): 176.55
Water Level Elevation (ft): 4894.71
Field Measurements and Data **pH (standard unit):** 7.56 **Conductivity (μmho/cm):** 865 **Temperature (°F):** 66.9 **Purge Volume (gal):** 6
Comments: One casing volume purged due to calculation error on total purge volume. GTS off.

Well Sampling Data Form

Well ID: PSMW-20
Sample Date: 10/28/2014
Sample Collection: 1530
Sampler: Mark Sikelianos, Delphi
Analytical Laboratory Name: Hall
Analytical Method: 8260
Casing Head Elevation (ft): 5110.30
Depth to Water (ft): 217.85
Water Level Elevation (ft): 4892.45
Field Measurements and Data **pH (standard unit):** 7.62 **Conductivity (μmho/cm):** 872 **Temperature (°F):** 67.5 **Purge Volume (gal):** 16
Comments: GTS off. Clear slight precipitate present in purge water, but cleared up.

Well Sampling Data Form

Well ID: PSMW-22
Sample Date: 10/29/2014
Sample Collection: 1610
Sampler: Mark Sikelianos, Delphi
Analytical Laboratory Name: Hall
Analytical Method: 8260
Casing Head Elevation (ft): 5111.25
Depth to Water (ft): 218.68
Water Level Elevation (ft): 4892.57
Field Measurements and Data **pH (standard unit):** 7.53 **Conductivity (μmho/cm):** 830 **Temperature (°F):** 67.1 **Purge Volume (gal):** 11
Comments: Hand bailed. Approximately two casing volumes purged prior to sample collection due to slow well recovery. Duplicate sample collected for 8260 analysis – PSMW-V. GTS off.

Well Sampling Data Form

Well ID: PSMW-27
Sample Date: 10/29/2014
Sample Collection: 1310
Sampler: Mark Sikelianos, Delphi
Analytical Laboratory Name: Hall
Analytical Method: 8260
Casing Head Elevation (ft): 5150.54
Depth to Water (ft): 260.83
Water Level Elevation (ft): 4889.71
Field Measurements and Data **pH (standard unit):** 7.44 **Conductivity (µmho/cm):** 654 **Temperature (°F):** 66.9 **Purge Volume (gal):** 11
Comments: GTS off. Hand bail. Bailer picking up lots of sand during bailing consequently, only 11 gal purged.

Well Sampling Data Form

Well ID: PSMW-37
Sample Date: 10/29/2014
Sample Collection: 1500
Sampler: Mark Sikelianos, Delphi
Analytical Laboratory Name: Hall
Analytical Method: 8260
Casing Head Elevation (ft): 5005.15
Depth to Water (ft): 103.21
Water Level Elevation (ft): 4901.94
Field Measurements and Data **pH (standard unit):** 7.51 **Conductivity (μmho/cm):** 889 **Temperature (°F):** 66.4 **Purge Volume (gal):** 5
Comments: GTS off.

Well Sampling Data Form

Well ID: PSMW-EW1
Sample Date: 11/06/2014
Sample Collection: 1215
Sampler: Mark Sikelianos, Delphi
Analytical Laboratory Name: Hall
Analytical Method: 8260
Casing Head Elevation (ft): 5038.03
Depth to Water (ft): N/A
Water Level Elevation (ft): N/A
Field Measurements and Data **pH (standard unit):** 7.41 **Conductivity (μmho/cm):** 960 **Temperature (°F):** 69.6 **Purge Volume (gal):** Initial
Comments: Extraction well. Samples collected at GTS building sample port.

Well Sampling Data Form

Well ID: PSMW-EW2
Sample Date: 11/06/2014
Sample Collection: 1220
Sampler: Mark Sikelianos, Delphi
Analytical Laboratory Name: Hall
Analytical Method: 8260
Casing Head Elevation (ft): 5058.04
Depth to Water (ft): N/A
Water Level Elevation (ft): N/A
Field Measurements and Data **pH (standard unit):** 7.49 **Conductivity (μmho/cm):** 921 **Temperature (°F):** 69.3 **Purge Volume (gal):** Initial
Comments: Extraction well. Samples collected at GTS building sample port.

Well Sampling Data Form

Well ID: PSMW-EW3
Sample Date: 11/06/2014
Sample Collection: 1225
Sampler: Mark Sikelianos, Delphi
Analytical Laboratory Name: Hall
Analytical Method: 8260
Casing Head Elevation (ft): 5111.18
Depth to Water (ft): N/A
Water Level Elevation (ft): N/A
Field Measurements and Data **pH (standard unit):** 7.48 **Conductivity (μmho/cm):** 921 **Temperature (°F):** 68.4 **Purge Volume (gal):** Initial
Comments: Extraction well. Samples collected at GTS building sample port.

Well Sampling Data Form

Well ID: PSMW-EW4
Sample Date: 11/06/2014
Sample Collection: 1230
Sampler: Mark Sikelianos
Analytical Laboratory Name: Hall
Analytical Method: 8260
Casing Head Elevation (ft): 5090.35
Depth to Water (ft): N/A
Water Level Elevation (ft): N/A
Field Measurements and Data **pH (standard unit):** 7.44 **Conductivity (µmho/cm):** 964 **Temperature (°F):** 68.5 **Purge Volume (gal):** Initial
Comments: Extraction well. Samples collected at GTS building sample port.

Well Sampling Data Form

Well ID: PSMW-VEW
Sample Date: 11/06/2014
Sample Collection: 1210
Sampler: Mark Sikelianos, Delphi
Analytical Laboratory Name: Hall
Analytical Method: 8260
Casing Head Elevation (ft): 5029.55
Depth to Water (ft): N/A
Water Level Elevation (ft): N/A
Field Measurements and Data **pH (standard unit):** 7.24 **Conductivity (μmho/cm):** 1203 **Temperature (°F):** 69.8 **Purge Volume (gal):** Initial
Comments: Extraction well. Samples collected at GTS building sample port.

Well Sampling Data Form

Well ID: PSMW24-500
Sample Date: 10/29/2014
Sample Collection: 1020
Sampler: Mark Sikelianos, Delphi
Analytical Laboratory Name: Hall
Analytical Method: 8260
Casing Head Elevation (ft): 5138.57
Depth to Water (ft): 248.65
Water Level Elevation (ft): 4890.07
Field Measurements and Data **pH (standard unit):** 7.65 **Conductivity (μmho/cm):** 412 **Temperature (°F):** 68.2 **Purge Volume (gal):** 14
Comments: GTS off.

Well Sampling Data Form

Well ID: PSMW27-500
Sample Date: 10/29/2014
Sample Collection: 1425
Sampler: Mark Sikelianos, Delphi
Analytical Laboratory Name: Hall
Analytical Method: 8260
Casing Head Elevation (ft): 5153.58
Depth to Water (ft): 264.55
Water Level Elevation (ft): 4889.03
Field Measurements and Data **pH (standard unit):** 7.69 **Conductivity (μmho/cm):** 332 **Temperature (°F):** 67.6 **Purge Volume (gal):** 12
Comments: GTS off.

Well Sampling Data Form

Well ID: PSMW27-600
Sample Date: 10/29/2014
Sample Collection: 1235
Sampler: Mark Sikelianos, Delphi
Analytical Laboratory Name: Hall
Analytical Method: 8260
Casing Head Elevation (ft): 5153.58
Depth to Water (ft): 264.75
Water Level Elevation (ft): 4888.83
Field Measurements and Data **pH (standard unit):** 7.49 **Conductivity (µmho/cm):** 320 **Temperature (°F):** 67.8 **Purge Volume (gal):** 15
Comments: Duplicate sample collected for 8260 analysis – PSMW-Z 500. This duplicate was intended to be collected for PSMW27-500, but was erroneously collected at this well. GTS off.

APPENDIX 6

Laboratory Analytical Reports

HALL
ENVIRONMENTAL
ANALYSIS
LABORATORY

Hall Environmental Analysis Laboratory
4901 Hawkins NE
Albuquerque, NM 87109
TEL: 505-345-3975 FAX: 505-345-4107
Website: www.hallenvironmental.com

November 14, 2014

John Hale
PNM Resources
2401 Aztec, NE #Z110
Albuquerque, NM 87107
TEL: (505) 241-2014
FAX (505) 241-4306

RE: Person Generating Station OrderNo.: 1410C38

Dear John Hale:

Hall Environmental Analysis Laboratory received 5 sample(s) on 10/27/2014 for the analyses presented in the following report.

These were analyzed according to EPA procedures or equivalent. To access our accredited tests please go to www.hallenvironmental.com or the state specific web sites. In order to properly interpret your results it is imperative that you review this report in its entirety. See the sample checklist and/or the Chain of Custody for information regarding the sample receipt temperature and preservation. Data qualifiers or a narrative will be provided if the sample analysis or analytical quality control parameters require a flag. When necessary, data qualifers are provided on both the sample analysis report and the QC summary report, both sections should be reviewed. All samples are reported, as received, unless otherwise indicated. Lab measurement of analytes considered field parameters that require analysis within 15 minutes of sampling such as pH and residual chlorine are qualified as being analyzed outside of the recommended holding time.

Please don't hesitate to contact HEAL for any additional information or clarifications.

ADHS Cert #AZ0682 -- NMED-DWB Cert #NM9425 -- NMED-Micro Cert #NM0190

Sincerely,

Andy Freeman
Laboratory Manager
4901 Hawkins NE
Albuquerque, NM 87109

Hall Environmental Analysis Laboratory, Inc.

CLIENT: PNM Resources
Project: Person Generating Station
Lab ID: 1410C38-001 **Matrix:** AQUEOUS

Client Sample ID: PSMW-7R
Collection Date: 10/27/2014 9:55:00 AM
Received Date: 10/27/2014 4:50:00 PM

Analyses	Result	RL	Qual	Units	DF	Date Analyzed	Batch
EPA METHOD 504.1: EDB/DBCP						Analyst:	**LRW**
1,2-Dibromo-3-chloropropane	ND	0.10		µg/L	1	10/29/2014 1:20:47 PM	16142
1,2-Dibromoethane	ND	0.010		µg/L	1	10/29/2014 1:20:47 PM	16142
EPA METHOD 8081: PESTICIDES						Analyst:	**JDC**
4,4'-DDD	ND	0.050		µg/L	1	11/4/2014 1:38:56 PM	16160
4,4'-DDE	ND	0.050		µg/L	1	11/4/2014 1:38:56 PM	16160
4,4'-DDT	ND	0.050		µg/L	1	11/4/2014 1:38:56 PM	16160
Aldrin	ND	0.050		µg/L	1	11/4/2014 1:38:56 PM	16160
alpha-BHC	ND	0.050		µg/L	1	11/4/2014 1:38:56 PM	16160
beta-BHC	ND	0.050		µg/L	1	11/4/2014 1:38:56 PM	16160
Chlordane	ND	1.0		µg/L	1	11/4/2014 1:38:56 PM	16160
delta-BHC	ND	0.050		µg/L	1	11/4/2014 1:38:56 PM	16160
Dieldrin	ND	0.050		µg/L	1	11/4/2014 1:38:56 PM	16160
Endosulfan I	ND	0.050		µg/L	1	11/4/2014 1:38:56 PM	16160
Endosulfan II	ND	0.050		µg/L	1	11/4/2014 1:38:56 PM	16160
Endosulfan sulfate	ND	0.050		µg/L	1	11/4/2014 1:38:56 PM	16160
Endrin	ND	0.050		µg/L	1	11/4/2014 1:38:56 PM	16160
Endrin aldehyde	ND	0.050		µg/L	1	11/4/2014 1:38:56 PM	16160
gamma-BHC	ND	0.050		µg/L	1	11/4/2014 1:38:56 PM	16160
Heptachlor	ND	0.050		µg/L	1	11/4/2014 1:38:56 PM	16160
Heptachlor epoxide	ND	0.050		µg/L	1	11/4/2014 1:38:56 PM	16160
Methoxychlor	ND	0.050		µg/L	1	11/4/2014 1:38:56 PM	16160
Toxaphene	ND	1.0		µg/L	1	11/4/2014 1:38:56 PM	16160
Surr: Decachlorobiphenyl	98.7	40.2-135		%REC	1	11/4/2014 1:38:56 PM	16160
Surr: Tetrachloro-m-xylene	90.7	42.3-124		%REC	1	11/4/2014 1:38:56 PM	16160
EPA METHOD 8082: PCB'S						Analyst:	**SCC**
Aroclor 1016	ND	1.0		µg/L	1	10/30/2014 7:27:42 PM	16161
Aroclor 1221	ND	1.0		µg/L	1	10/30/2014 7:27:42 PM	16161
Aroclor 1232	ND	1.0		µg/L	1	10/30/2014 7:27:42 PM	16161
Aroclor 1242	ND	1.0		µg/L	1	10/30/2014 7:27:42 PM	16161
Aroclor 1248	ND	1.0		µg/L	1	10/30/2014 7:27:42 PM	16161
Aroclor 1254	ND	1.0		µg/L	1	10/30/2014 7:27:42 PM	16161
Aroclor 1260	ND	1.0		µg/L	1	10/30/2014 7:27:42 PM	16161
Surr: Decachlorobiphenyl	117	26.3-122		%REC	1	10/30/2014 7:27:42 PM	16161
Surr: Tetrachloro-m-xylene	114	33.8-120		%REC	1	10/30/2014 7:27:42 PM	16161
EPA METHOD 200.7: METALS						Analyst:	**JLF**
Barium	0.055	0.0020		mg/L	1	11/5/2014 12:55:01 PM	16226
Beryllium	ND	0.0020		mg/L	1	11/5/2014 12:55:01 PM	16226
Cadmium	ND	0.0020		mg/L	1	11/5/2014 12:55:01 PM	16226

Refer to the QC Summary report and sample login checklist for flagged QC data and preservation information.

Qualifiers:

*	Value exceeds Maximum Contaminant Level.	B	Analyte detected in the associated Method Blank
E	Value above quantitation range	H	Holding times for preparation or analysis exceeded
J	Analyte detected below quantitation limits	ND	Not Detected at the Reporting Limit
O	RSD is greater than RSDlimit	P	Sample pH greater than 2.
R	RPD outside accepted recovery limits	RL	Reporting Detection Limit
S	Spike Recovery outside accepted recovery limits		

Hall Environmental Analysis Laboratory, Inc.

CLIENT: PNM Resources
Project: Person Generating Station
Lab ID: 1410C38-001 **Matrix:** AQUEOUS

Client Sample ID: PSMW-7R
Collection Date: 10/27/2014 9:55:00 AM
Received Date: 10/27/2014 4:50:00 PM

Analyses	Result	RL	Qual	Units	DF	Date Analyzed	Batch
EPA METHOD 200.7: METALS						Analyst: **JLF**	
Chromium	ND	0.0060		mg/L	1	11/5/2014 12:55:01 PM	16226
Cobalt	ND	0.0060		mg/L	1	11/5/2014 12:55:01 PM	16226
Copper	ND	0.0060		mg/L	1	11/5/2014 12:55:01 PM	16226
Lead	ND	0.0050		mg/L	1	11/5/2014 4:45:31 PM	16226
Nickel	ND	0.010		mg/L	1	11/5/2014 12:55:01 PM	16226
Tin	ND	0.010		mg/L	1	11/5/2014 12:55:01 PM	16226
Vanadium	ND	0.050		mg/L	1	11/5/2014 12:55:01 PM	16226
Zinc	ND	0.010		mg/L	1	11/5/2014 4:45:31 PM	16226
EPA 200.8: METALS						Analyst: **DBD**	
Antimony	ND	0.0010		mg/L	1	11/11/2014 2:05:51 PM	16226
Arsenic	0.0042	0.0010		mg/L	1	11/11/2014 2:05:51 PM	16226
Selenium	ND	0.0010		mg/L	1	11/7/2014 1:37:14 PM	16226
Thallium	ND	0.0010		mg/L	1	11/7/2014 1:37:14 PM	16226
EPA METHOD 245.1: MERCURY						Analyst: **MMD**	
Mercury	ND	0.00020		mg/L	1	11/6/2014 2:33:38 PM	16250

Refer to the QC Summary report and sample login checklist for flagged QC data and preservation information.

Qualifiers:

*	Value exceeds Maximum Contaminant Level.	B	Analyte detected in the associated Method Blank
E	Value above quantitation range	H	Holding times for preparation or analysis exceeded
J	Analyte detected below quantitation limits	ND	Not Detected at the Reporting Limit
O	RSD is greater than RSDlimit	P	Sample pH greater than 2.
R	RPD outside accepted recovery limits	RL	Reporting Detection Limit
S	Spike Recovery outside accepted recovery limits		

Hall Environmental Analysis Laboratory, Inc.

CLIENT: PNM Resources
Project: Person Generating Station
Lab ID: 1410C38-002
Matrix: AQUEOUS
Client Sample ID: PSMW-1R
Collection Date: 10/27/2014 1:10:00 PM
Received Date: 10/27/2014 4:50:00 PM

Analyses	Result	RL	Qual	Units	DF	Date Analyzed	Batch
EPA METHOD 504.1: EDB/DBCP						Analyst:	LRW
1,2-Dibromo-3-chloropropane	ND	0.10		µg/L	1	10/29/2014 1:36:25 PM	16142
1,2-Dibromoethane	ND	0.010		µg/L	1	10/29/2014 1:36:25 PM	16142
EPA METHOD 8081: PESTICIDES						Analyst:	JDC
4,4'-DDD	ND	0.050		µg/L	1	11/4/2014 1:57:13 PM	16160
4,4'-DDE	ND	0.050		µg/L	1	11/4/2014 1:57:13 PM	16160
4,4'-DDT	ND	0.050		µg/L	1	11/4/2014 1:57:13 PM	16160
Aldrin	ND	0.050		µg/L	1	11/4/2014 1:57:13 PM	16160
alpha-BHC	ND	0.050		µg/L	1	11/4/2014 1:57:13 PM	16160
beta-BHC	ND	0.050		µg/L	1	11/4/2014 1:57:13 PM	16160
Chlordane	ND	1.0		µg/L	1	11/4/2014 1:57:13 PM	16160
delta-BHC	ND	0.050		µg/L	1	11/4/2014 1:57:13 PM	16160
Dieldrin	ND	0.050		µg/L	1	11/4/2014 1:57:13 PM	16160
Endosulfan I	ND	0.050		µg/L	1	11/4/2014 1:57:13 PM	16160
Endosulfan II	ND	0.050		µg/L	1	11/4/2014 1:57:13 PM	16160
Endosulfan sulfate	ND	0.050		µg/L	1	11/4/2014 1:57:13 PM	16160
Endrin	ND	0.050		µg/L	1	11/4/2014 1:57:13 PM	16160
Endrin aldehyde	ND	0.050		µg/L	1	11/4/2014 1:57:13 PM	16160
gamma-BHC	ND	0.050		µg/L	1	11/4/2014 1:57:13 PM	16160
Heptachlor	ND	0.050		µg/L	1	11/4/2014 1:57:13 PM	16160
Heptachlor epoxide	ND	0.050		µg/L	1	11/4/2014 1:57:13 PM	16160
Methoxychlor	ND	0.050		µg/L	1	11/4/2014 1:57:13 PM	16160
Toxaphene	ND	1.0		µg/L	1	11/4/2014 1:57:13 PM	16160
Surr: Decachlorobiphenyl	110	40.2-135		%REC	1	11/4/2014 1:57:13 PM	16160
Surr: Tetrachloro-m-xylene	105	42.3-124		%REC	1	11/4/2014 1:57:13 PM	16160
EPA METHOD 8082: PCB'S						Analyst:	SCC
Aroclor 1016	ND	1.0		µg/L	1	10/30/2014 8:13:37 PM	16161
Aroclor 1221	ND	1.0		µg/L	1	10/30/2014 8:13:37 PM	16161
Aroclor 1232	ND	1.0		µg/L	1	10/30/2014 8:13:37 PM	16161
Aroclor 1242	ND	1.0		µg/L	1	10/30/2014 8:13:37 PM	16161
Aroclor 1248	ND	1.0		µg/L	1	10/30/2014 8:13:37 PM	16161
Aroclor 1254	ND	1.0		µg/L	1	10/30/2014 8:13:37 PM	16161
Aroclor 1260	ND	1.0		µg/L	1	10/30/2014 8:13:37 PM	16161
Surr: Decachlorobiphenyl	122	26.3-122		%REC	1	10/30/2014 8:13:37 PM	16161
Surr: Tetrachloro-m-xylene	111	33.8-120		%REC	1	10/30/2014 8:13:37 PM	16161
EPA METHOD 200.7: METALS						Analyst:	JLF
Barium	0.011	0.0020		mg/L	1	11/5/2014 12:56:52 PM	16226
Beryllium	ND	0.0020		mg/L	1	11/5/2014 12:56:52 PM	16226
Cadmium	ND	0.0020		mg/L	1	11/5/2014 12:56:52 PM	16226

Refer to the QC Summary report and sample login checklist for flagged QC data and preservation information.

Qualifiers:

*	Value exceeds Maximum Contaminant Level.	B	Analyte detected in the associated Method Blank
E	Value above quantitation range	H	Holding times for preparation or analysis exceeded
J	Analyte detected below quantitation limits	ND	Not Detected at the Reporting Limit
O	RSD is greater than RSDlimit	P	Sample pH greater than 2.
R	RPD outside accepted recovery limits	RL	Reporting Detection Limit
S	Spike Recovery outside accepted recovery limits		

Hall Environmental Analysis Laboratory, Inc.

CLIENT: PNM Resources
Project: Person Generating Station
Lab ID: 1410C38-002
Matrix: AQUEOUS
Client Sample ID: PSMW-1R
Collection Date: 10/27/2014 1:10:00 PM
Received Date: 10/27/2014 4:50:00 PM

Analyses	Result	RL	Qual	Units	DF	Date Analyzed	Batch
EPA METHOD 200.7: METALS						Analyst:	**JLF**
Chromium	0.040	0.0060		mg/L	1	11/5/2014 12:56:52 PM	16226
Cobalt	ND	0.0060		mg/L	1	11/5/2014 12:56:52 PM	16226
Copper	ND	0.0060		mg/L	1	11/5/2014 12:56:52 PM	16226
Lead	ND	0.0050		mg/L	1	11/5/2014 4:47:22 PM	16226
Nickel	ND	0.010		mg/L	1	11/5/2014 12:56:52 PM	16226
Tin	ND	0.010		mg/L	1	11/5/2014 12:56:52 PM	16226
Vanadium	ND	0.050		mg/L	1	11/5/2014 12:56:52 PM	16226
Zinc	ND	0.010		mg/L	1	11/5/2014 4:47:22 PM	16226
EPA 200.8: METALS						Analyst:	**DBD**
Antimony	ND	0.0010		mg/L	1	11/11/2014 2:21:57 PM	16226
Arsenic	0.0040	0.0010		mg/L	1	11/11/2014 2:21:57 PM	16226
Selenium	0.022	0.0010		mg/L	1	11/11/2014 2:21:57 PM	16226
Thallium	ND	0.0010		mg/L	1	11/7/2014 2:09:16 PM	16226
EPA METHOD 245.1: MERCURY						Analyst:	**MMD**
Mercury	ND	0.00020		mg/L	1	11/6/2014 2:35:29 PM	16250

Refer to the QC Summary report and sample login checklist for flagged QC data and preservation information.

Qualifiers:

*	Value exceeds Maximum Contaminant Level.	B	Analyte detected in the associated Method Blank
E	Value above quantitation range	H	Holding times for preparation or analysis exceeded
J	Analyte detected below quantitation limits	ND	Not Detected at the Reporting Limit
O	RSD is greater than RSDlimit	P	Sample pH greater than 2.
R	RPD outside accepted recovery limits	RL	Reporting Detection Limit
S	Spike Recovery outside accepted recovery limits		

Hall Environmental Analysis Laboratory, Inc.

CLIENT: PNM Resources
Project: Person Generating Station
Lab ID: 1410C38-003
Matrix: AQUEOUS
Client Sample ID: PSMW-A
Collection Date: 10/27/2014 1:30:00 PM
Received Date: 10/27/2014 4:50:00 PM

Analyses	Result	RL	Qual	Units	DF	Date Analyzed	Batch
EPA METHOD 8260B: VOLATILES						Analyst: DJF	
Benzene	ND	1.0		µg/L	1	11/4/2014 3:40:37 AM	R22309
Toluene	ND	1.0		µg/L	1	11/4/2014 3:40:37 AM	R22309
Ethylbenzene	ND	1.0		µg/L	1	11/4/2014 3:40:37 AM	R22309
Methyl tert-butyl ether (MTBE)	ND	1.0		µg/L	1	11/4/2014 3:40:37 AM	R22309
1,2,4-Trimethylbenzene	ND	1.0		µg/L	1	11/4/2014 3:40:37 AM	R22309
1,3,5-Trimethylbenzene	ND	1.0		µg/L	1	11/4/2014 3:40:37 AM	R22309
1,2-Dichloroethane (EDC)	ND	1.0		µg/L	1	11/4/2014 3:40:37 AM	R22309
1,2-Dibromoethane (EDB)	ND	1.0		µg/L	1	11/4/2014 3:40:37 AM	R22309
Naphthalene	ND	2.0		µg/L	1	11/4/2014 3:40:37 AM	R22309
1-Methylnaphthalene	ND	4.0		µg/L	1	11/4/2014 3:40:37 AM	R22309
2-Methylnaphthalene	ND	4.0		µg/L	1	11/4/2014 3:40:37 AM	R22309
Acetone	ND	10		µg/L	1	11/4/2014 3:40:37 AM	R22309
Bromobenzene	ND	1.0		µg/L	1	11/4/2014 3:40:37 AM	R22309
Bromodichloromethane	ND	1.0		µg/L	1	11/4/2014 3:40:37 AM	R22309
Bromoform	ND	1.0		µg/L	1	11/4/2014 3:40:37 AM	R22309
Bromomethane	ND	3.0		µg/L	1	11/4/2014 3:40:37 AM	R22309
2-Butanone	ND	10		µg/L	1	11/4/2014 3:40:37 AM	R22309
Carbon disulfide	ND	10		µg/L	1	11/4/2014 3:40:37 AM	R22309
Carbon Tetrachloride	ND	1.0		µg/L	1	11/4/2014 3:40:37 AM	R22309
Chlorobenzene	ND	1.0		µg/L	1	11/4/2014 3:40:37 AM	R22309
Chloroethane	ND	2.0		µg/L	1	11/4/2014 3:40:37 AM	R22309
Chloroform	ND	1.0		µg/L	1	11/4/2014 3:40:37 AM	R22309
Chloromethane	ND	3.0		µg/L	1	11/4/2014 3:40:37 AM	R22309
2-Chlorotoluene	ND	1.0		µg/L	1	11/4/2014 3:40:37 AM	R22309
4-Chlorotoluene	ND	1.0		µg/L	1	11/4/2014 3:40:37 AM	R22309
cis-1,2-DCE	ND	1.0		µg/L	1	11/4/2014 3:40:37 AM	R22309
cis-1,3-Dichloropropene	ND	1.0		µg/L	1	11/4/2014 3:40:37 AM	R22309
1,2-Dibromo-3-chloropropane	ND	2.0		µg/L	1	11/4/2014 3:40:37 AM	R22309
Dibromochloromethane	ND	1.0		µg/L	1	11/4/2014 3:40:37 AM	R22309
Dibromomethane	ND	1.0		µg/L	1	11/4/2014 3:40:37 AM	R22309
1,2-Dichlorobenzene	ND	1.0		µg/L	1	11/4/2014 3:40:37 AM	R22309
1,3-Dichlorobenzene	ND	1.0		µg/L	1	11/4/2014 3:40:37 AM	R22309
1,4-Dichlorobenzene	ND	1.0		µg/L	1	11/4/2014 3:40:37 AM	R22309
Dichlorodifluoromethane	ND	1.0		µg/L	1	11/4/2014 3:40:37 AM	R22309
1,1-Dichloroethane	ND	1.0		µg/L	1	11/4/2014 3:40:37 AM	R22309
1,1-Dichloroethene	ND	1.0		µg/L	1	11/4/2014 3:40:37 AM	R22309
1,2-Dichloropropane	ND	1.0		µg/L	1	11/4/2014 3:40:37 AM	R22309
1,3-Dichloropropane	ND	1.0		µg/L	1	11/4/2014 3:40:37 AM	R22309
2,2-Dichloropropane	ND	2.0		µg/L	1	11/4/2014 3:40:37 AM	R22309

Refer to the QC Summary report and sample login checklist for flagged QC data and preservation information.

Qualifiers:

*	Value exceeds Maximum Contaminant Level.	B	Analyte detected in the associated Method Blank
E	Value above quantitation range	H	Holding times for preparation or analysis exceeded
J	Analyte detected below quantitation limits	ND	Not Detected at the Reporting Limit
O	RSD is greater than RSDlimit	P	Sample pH greater than 2.
R	RPD outside accepted recovery limits	RL	Reporting Detection Limit
S	Spike Recovery outside accepted recovery limits		

Hall Environmental Analysis Laboratory, Inc.

CLIENT: PNM Resources
Project: Person Generating Station
Lab ID: 1410C38-003 **Matrix:** AQUEOUS

Client Sample ID: PSMW-A
Collection Date: 10/27/2014 1:30:00 PM
Received Date: 10/27/2014 4:50:00 PM

Analyses	Result	RL	Qual	Units	DF	Date Analyzed	Batch
EPA METHOD 8260B: VOLATILES						Analyst: **DJF**	
1,1-Dichloropropene	ND	1.0		µg/L	1	11/4/2014 3:40:37 AM	R22309
Hexachlorobutadiene	ND	1.0		µg/L	1	11/4/2014 3:40:37 AM	R22309
2-Hexanone	ND	10		µg/L	1	11/4/2014 3:40:37 AM	R22309
Isopropylbenzene	ND	1.0		µg/L	1	11/4/2014 3:40:37 AM	R22309
4-Isopropyltoluene	ND	1.0		µg/L	1	11/4/2014 3:40:37 AM	R22309
4-Methyl-2-pentanone	ND	10		µg/L	1	11/4/2014 3:40:37 AM	R22309
Methylene Chloride	ND	3.0		µg/L	1	11/4/2014 3:40:37 AM	R22309
n-Butylbenzene	ND	3.0		µg/L	1	11/4/2014 3:40:37 AM	R22309
n-Propylbenzene	ND	1.0		µg/L	1	11/4/2014 3:40:37 AM	R22309
sec-Butylbenzene	ND	1.0		µg/L	1	11/4/2014 3:40:37 AM	R22309
Styrene	ND	1.0		µg/L	1	11/4/2014 3:40:37 AM	R22309
tert-Butylbenzene	ND	1.0		µg/L	1	11/4/2014 3:40:37 AM	R22309
1,1,1,2-Tetrachloroethane	ND	1.0		µg/L	1	11/4/2014 3:40:37 AM	R22309
1,1,2,2-Tetrachloroethane	ND	2.0		µg/L	1	11/4/2014 3:40:37 AM	R22309
Tetrachloroethene (PCE)	2.1	1.0		µg/L	1	11/4/2014 3:40:37 AM	R22309
trans-1,2-DCE	ND	1.0		µg/L	1	11/4/2014 3:40:37 AM	R22309
trans-1,3-Dichloropropene	ND	1.0		µg/L	1	11/4/2014 3:40:37 AM	R22309
1,2,3-Trichlorobenzene	ND	1.0		µg/L	1	11/4/2014 3:40:37 AM	R22309
1,2,4-Trichlorobenzene	ND	1.0		µg/L	1	11/4/2014 3:40:37 AM	R22309
1,1,1-Trichloroethane	ND	1.0		µg/L	1	11/4/2014 3:40:37 AM	R22309
1,1,2-Trichloroethane	ND	1.0		µg/L	1	11/4/2014 3:40:37 AM	R22309
Trichloroethene (TCE)	ND	1.0		µg/L	1	11/4/2014 3:40:37 AM	R22309
Trichlorofluoromethane	ND	1.0		µg/L	1	11/4/2014 3:40:37 AM	R22309
1,2,3-Trichloropropane	ND	2.0		µg/L	1	11/4/2014 3:40:37 AM	R22309
Vinyl chloride	ND	1.0		µg/L	1	11/4/2014 3:40:37 AM	R22309
Xylenes, Total	ND	1.5		µg/L	1	11/4/2014 3:40:37 AM	R22309
Surr: 1,2-Dichloroethane-d4	92.9	70-130		%REC	1	11/4/2014 3:40:37 AM	R22309
Surr: 4-Bromofluorobenzene	81.7	70-130		%REC	1	11/4/2014 3:40:37 AM	R22309
Surr: Dibromofluoromethane	108	70-130		%REC	1	11/4/2014 3:40:37 AM	R22309
Surr: Toluene-d8	90.9	70-130		%REC	1	11/4/2014 3:40:37 AM	R22309

Refer to the QC Summary report and sample login checklist for flagged QC data and preservation information.

Qualifiers:

*	Value exceeds Maximum Contaminant Level.	B	Analyte detected in the associated Method Blank
E	Value above quantitation range	H	Holding times for preparation or analysis exceeded
J	Analyte detected below quantitation limits	ND	Not Detected at the Reporting Limit
O	RSD is greater than RSDlimit	P	Sample pH greater than 2.
R	RPD outside accepted recovery limits	RL	Reporting Detection Limit
S	Spike Recovery outside accepted recovery limits		

Hall Environmental Analysis Laboratory, Inc.

CLIENT: PNM Resources
Project: Person Generating Station
Lab ID: 1410C38-004
Matrix: AQUEOUS
Client Sample ID: PSMW-17
Collection Date: 10/27/2014 4:00:00 PM
Received Date: 10/27/2014 4:50:00 PM

Analyses	Result	RL	Qual	Units	DF	Date Analyzed	Batch
EPA METHOD 8260B: VOLATILES						Analyst:	**DJF**
Benzene	ND	1.0		µg/L	1	11/4/2014 4:08:32 AM	R22309
Toluene	ND	1.0		µg/L	1	11/4/2014 4:08:32 AM	R22309
Ethylbenzene	ND	1.0		µg/L	1	11/4/2014 4:08:32 AM	R22309
Methyl tert-butyl ether (MTBE)	ND	1.0		µg/L	1	11/4/2014 4:08:32 AM	R22309
1,2,4-Trimethylbenzene	ND	1.0		µg/L	1	11/4/2014 4:08:32 AM	R22309
1,3,5-Trimethylbenzene	ND	1.0		µg/L	1	11/4/2014 4:08:32 AM	R22309
1,2-Dichloroethane (EDC)	ND	1.0		µg/L	1	11/4/2014 4:08:32 AM	R22309
1,2-Dibromoethane (EDB)	ND	1.0		µg/L	1	11/4/2014 4:08:32 AM	R22309
Naphthalene	ND	2.0		µg/L	1	11/4/2014 4:08:32 AM	R22309
1-Methylnaphthalene	ND	4.0		µg/L	1	11/4/2014 4:08:32 AM	R22309
2-Methylnaphthalene	ND	4.0		µg/L	1	11/4/2014 4:08:32 AM	R22309
Acetone	ND	10		µg/L	1	11/4/2014 4:08:32 AM	R22309
Bromobenzene	ND	1.0		µg/L	1	11/4/2014 4:08:32 AM	R22309
Bromodichloromethane	ND	1.0		µg/L	1	11/4/2014 4:08:32 AM	R22309
Bromoform	ND	1.0		µg/L	1	11/4/2014 4:08:32 AM	R22309
Bromomethane	ND	3.0		µg/L	1	11/4/2014 4:08:32 AM	R22309
2-Butanone	ND	10		µg/L	1	11/4/2014 4:08:32 AM	R22309
Carbon disulfide	ND	10		µg/L	1	11/4/2014 4:08:32 AM	R22309
Carbon Tetrachloride	ND	1.0		µg/L	1	11/4/2014 4:08:32 AM	R22309
Chlorobenzene	ND	1.0		µg/L	1	11/4/2014 4:08:32 AM	R22309
Chloroethane	ND	2.0		µg/L	1	11/4/2014 4:08:32 AM	R22309
Chloroform	ND	1.0		µg/L	1	11/4/2014 4:08:32 AM	R22309
Chloromethane	ND	3.0		µg/L	1	11/4/2014 4:08:32 AM	R22309
2-Chlorotoluene	ND	1.0		µg/L	1	11/4/2014 4:08:32 AM	R22309
4-Chlorotoluene	ND	1.0		µg/L	1	11/4/2014 4:08:32 AM	R22309
cis-1,2-DCE	ND	1.0		µg/L	1	11/4/2014 4:08:32 AM	R22309
cis-1,3-Dichloropropene	ND	1.0		µg/L	1	11/4/2014 4:08:32 AM	R22309
1,2-Dibromo-3-chloropropane	ND	2.0		µg/L	1	11/4/2014 4:08:32 AM	R22309
Dibromochloromethane	ND	1.0		µg/L	1	11/4/2014 4:08:32 AM	R22309
Dibromomethane	ND	1.0		µg/L	1	11/4/2014 4:08:32 AM	R22309
1,2-Dichlorobenzene	ND	1.0		µg/L	1	11/4/2014 4:08:32 AM	R22309
1,3-Dichlorobenzene	ND	1.0		µg/L	1	11/4/2014 4:08:32 AM	R22309
1,4-Dichlorobenzene	ND	1.0		µg/L	1	11/4/2014 4:08:32 AM	R22309
Dichlorodifluoromethane	ND	1.0		µg/L	1	11/4/2014 4:08:32 AM	R22309
1,1-Dichloroethane	ND	1.0		µg/L	1	11/4/2014 4:08:32 AM	R22309
1,1-Dichloroethene	ND	1.0		µg/L	1	11/4/2014 4:08:32 AM	R22309
1,2-Dichloropropane	ND	1.0		µg/L	1	11/4/2014 4:08:32 AM	R22309
1,3-Dichloropropane	ND	1.0		µg/L	1	11/4/2014 4:08:32 AM	R22309
2,2-Dichloropropane	ND	2.0		µg/L	1	11/4/2014 4:08:32 AM	R22309

Refer to the QC Summary report and sample login checklist for flagged QC data and preservation information.

Qualifiers:

*	Value exceeds Maximum Contaminant Level.	B	Analyte detected in the associated Method Blank
E	Value above quantitation range	H	Holding times for preparation or analysis exceeded
J	Analyte detected below quantitation limits	ND	Not Detected at the Reporting Limit
O	RSD is greater than RSDlimit	P	Sample pH greater than 2.
R	RPD outside accepted recovery limits	RL	Reporting Detection Limit
S	Spike Recovery outside accepted recovery limits		

Hall Environmental Analysis Laboratory, Inc.

CLIENT: PNM Resources
Project: Person Generating Station
Lab ID: 1410C38-004 **Matrix:** AQUEOUS

Client Sample ID: PSMW-17
Collection Date: 10/27/2014 4:00:00 PM
Received Date: 10/27/2014 4:50:00 PM

Analyses	Result	RL	Qual	Units	DF	Date Analyzed	Batch
EPA METHOD 8260B: VOLATILES						Analyst: **DJF**	
1,1-Dichloropropene	ND	1.0		µg/L	1	11/4/2014 4:08:32 AM	R22309
Hexachlorobutadiene	ND	1.0		µg/L	1	11/4/2014 4:08:32 AM	R22309
2-Hexanone	ND	10		µg/L	1	11/4/2014 4:08:32 AM	R22309
Isopropylbenzene	ND	1.0		µg/L	1	11/4/2014 4:08:32 AM	R22309
4-Isopropyltoluene	ND	1.0		µg/L	1	11/4/2014 4:08:32 AM	R22309
4-Methyl-2-pentanone	ND	10		µg/L	1	11/4/2014 4:08:32 AM	R22309
Methylene Chloride	ND	3.0		µg/L	1	11/4/2014 4:08:32 AM	R22309
n-Butylbenzene	ND	3.0		µg/L	1	11/4/2014 4:08:32 AM	R22309
n-Propylbenzene	ND	1.0		µg/L	1	11/4/2014 4:08:32 AM	R22309
sec-Butylbenzene	ND	1.0		µg/L	1	11/4/2014 4:08:32 AM	R22309
Styrene	ND	1.0		µg/L	1	11/4/2014 4:08:32 AM	R22309
tert-Butylbenzene	ND	1.0		µg/L	1	11/4/2014 4:08:32 AM	R22309
1,1,1,2-Tetrachloroethane	ND	1.0		µg/L	1	11/4/2014 4:08:32 AM	R22309
1,1,2,2-Tetrachloroethane	ND	2.0		µg/L	1	11/4/2014 4:08:32 AM	R22309
Tetrachloroethene (PCE)	ND	1.0		µg/L	1	11/4/2014 4:08:32 AM	R22309
trans-1,2-DCE	ND	1.0		µg/L	1	11/4/2014 4:08:32 AM	R22309
trans-1,3-Dichloropropene	ND	1.0		µg/L	1	11/4/2014 4:08:32 AM	R22309
1,2,3-Trichlorobenzene	ND	1.0		µg/L	1	11/4/2014 4:08:32 AM	R22309
1,2,4-Trichlorobenzene	ND	1.0		µg/L	1	11/4/2014 4:08:32 AM	R22309
1,1,1-Trichloroethane	ND	1.0		µg/L	1	11/4/2014 4:08:32 AM	R22309
1,1,2-Trichloroethane	ND	1.0		µg/L	1	11/4/2014 4:08:32 AM	R22309
Trichloroethene (TCE)	ND	1.0		µg/L	1	11/4/2014 4:08:32 AM	R22309
Trichlorofluoromethane	ND	1.0		µg/L	1	11/4/2014 4:08:32 AM	R22309
1,2,3-Trichloropropane	ND	2.0		µg/L	1	11/4/2014 4:08:32 AM	R22309
Vinyl chloride	ND	1.0		µg/L	1	11/4/2014 4:08:32 AM	R22309
Xylenes, Total	ND	1.5		µg/L	1	11/4/2014 4:08:32 AM	R22309
Surr: 1,2-Dichloroethane-d4	87.1	70-130		%REC	1	11/4/2014 4:08:32 AM	R22309
Surr: 4-Bromofluorobenzene	85.0	70-130		%REC	1	11/4/2014 4:08:32 AM	R22309
Surr: Dibromofluoromethane	101	70-130		%REC	1	11/4/2014 4:08:32 AM	R22309
Surr: Toluene-d8	85.7	70-130		%REC	1	11/4/2014 4:08:32 AM	R22309

Refer to the QC Summary report and sample login checklist for flagged QC data and preservation information.

Qualifiers:

*	Value exceeds Maximum Contaminant Level.	B	Analyte detected in the associated Method Blank
E	Value above quantitation range	H	Holding times for preparation or analysis exceeded
J	Analyte detected below quantitation limits	ND	Not Detected at the Reporting Limit
O	RSD is greater than RSDlimit	P	Sample pH greater than 2.
R	RPD outside accepted recovery limits	RL	Reporting Detection Limit
S	Spike Recovery outside accepted recovery limits		

Hall Environmental Analysis Laboratory, Inc.

CLIENT: PNM Resources
Project: Person Generating Station
Lab ID: 1410C38-005
Matrix: AQUEOUS
Client Sample ID: Trip Blank
Collection Date:
Received Date: 10/27/2014 4:50:00 PM

Analyses	Result	RL	Qual	Units	DF	Date Analyzed	Batch
EPA METHOD 8260B: VOLATILES						Analyst:	**DJF**
Benzene	ND	1.0		µg/L	1	11/4/2014 4:36:29 AM	R22309
Toluene	ND	1.0		µg/L	1	11/4/2014 4:36:29 AM	R22309
Ethylbenzene	ND	1.0		µg/L	1	11/4/2014 4:36:29 AM	R22309
Methyl tert-butyl ether (MTBE)	ND	1.0		µg/L	1	11/4/2014 4:36:29 AM	R22309
1,2,4-Trimethylbenzene	ND	1.0		µg/L	1	11/4/2014 4:36:29 AM	R22309
1,3,5-Trimethylbenzene	ND	1.0		µg/L	1	11/4/2014 4:36:29 AM	R22309
1,2-Dichloroethane (EDC)	ND	1.0		µg/L	1	11/4/2014 4:36:29 AM	R22309
1,2-Dibromoethane (EDB)	ND	1.0		µg/L	1	11/4/2014 4:36:29 AM	R22309
Naphthalene	ND	2.0		µg/L	1	11/4/2014 4:36:29 AM	R22309
1-Methylnaphthalene	ND	4.0		µg/L	1	11/4/2014 4:36:29 AM	R22309
2-Methylnaphthalene	ND	4.0		µg/L	1	11/4/2014 4:36:29 AM	R22309
Acetone	ND	10		µg/L	1	11/4/2014 4:36:29 AM	R22309
Bromobenzene	ND	1.0		µg/L	1	11/4/2014 4:36:29 AM	R22309
Bromodichloromethane	ND	1.0		µg/L	1	11/4/2014 4:36:29 AM	R22309
Bromoform	ND	1.0		µg/L	1	11/4/2014 4:36:29 AM	R22309
Bromomethane	ND	3.0		µg/L	1	11/4/2014 4:36:29 AM	R22309
2-Butanone	ND	10		µg/L	1	11/4/2014 4:36:29 AM	R22309
Carbon disulfide	ND	10		µg/L	1	11/4/2014 4:36:29 AM	R22309
Carbon Tetrachloride	ND	1.0		µg/L	1	11/4/2014 4:36:29 AM	R22309
Chlorobenzene	ND	1.0		µg/L	1	11/4/2014 4:36:29 AM	R22309
Chloroethane	ND	2.0		µg/L	1	11/4/2014 4:36:29 AM	R22309
Chloroform	ND	1.0		µg/L	1	11/4/2014 4:36:29 AM	R22309
Chloromethane	ND	3.0		µg/L	1	11/4/2014 4:36:29 AM	R22309
2-Chlorotoluene	ND	1.0		µg/L	1	11/4/2014 4:36:29 AM	R22309
4-Chlorotoluene	ND	1.0		µg/L	1	11/4/2014 4:36:29 AM	R22309
cis-1,2-DCE	ND	1.0		µg/L	1	11/4/2014 4:36:29 AM	R22309
cis-1,3-Dichloropropene	ND	1.0		µg/L	1	11/4/2014 4:36:29 AM	R22309
1,2-Dibromo-3-chloropropane	ND	2.0		µg/L	1	11/4/2014 4:36:29 AM	R22309
Dibromochloromethane	ND	1.0		µg/L	1	11/4/2014 4:36:29 AM	R22309
Dibromomethane	ND	1.0		µg/L	1	11/4/2014 4:36:29 AM	R22309
1,2-Dichlorobenzene	ND	1.0		µg/L	1	11/4/2014 4:36:29 AM	R22309
1,3-Dichlorobenzene	ND	1.0		µg/L	1	11/4/2014 4:36:29 AM	R22309
1,4-Dichlorobenzene	ND	1.0		µg/L	1	11/4/2014 4:36:29 AM	R22309
Dichlorodifluoromethane	ND	1.0		µg/L	1	11/4/2014 4:36:29 AM	R22309
1,1-Dichloroethane	ND	1.0		µg/L	1	11/4/2014 4:36:29 AM	R22309
1,1-Dichloroethene	ND	1.0		µg/L	1	11/4/2014 4:36:29 AM	R22309
1,2-Dichloropropane	ND	1.0		µg/L	1	11/4/2014 4:36:29 AM	R22309
1,3-Dichloropropane	ND	1.0		µg/L	1	11/4/2014 4:36:29 AM	R22309
2,2-Dichloropropane	ND	2.0		µg/L	1	11/4/2014 4:36:29 AM	R22309

Refer to the QC Summary report and sample login checklist for flagged QC data and preservation information.

Qualifiers:

*	Value exceeds Maximum Contaminant Level.	B	Analyte detected in the associated Method Blank
E	Value above quantitation range	H	Holding times for preparation or analysis exceeded
J	Analyte detected below quantitation limits	ND	Not Detected at the Reporting Limit
O	RSD is greater than RSDlimit	P	Sample pH greater than 2.
R	RPD outside accepted recovery limits	RL	Reporting Detection Limit
S	Spike Recovery outside accepted recovery limits		

Hall Environmental Analysis Laboratory, Inc.

CLIENT: PNM Resources
Project: Person Generating Station
Lab ID: 1410C38-005
Matrix: AQUEOUS
Client Sample ID: Trip Blank
Collection Date:
Received Date: 10/27/2014 4:50:00 PM

Analyses	Result	RL	Qual	Units	DF	Date Analyzed	Batch
EPA METHOD 8260B: VOLATILES						Analyst:	**DJF**
1,1-Dichloropropene	ND	1.0		µg/L	1	11/4/2014 4:36:29 AM	R22309
Hexachlorobutadiene	ND	1.0		µg/L	1	11/4/2014 4:36:29 AM	R22309
2-Hexanone	ND	10		µg/L	1	11/4/2014 4:36:29 AM	R22309
Isopropylbenzene	ND	1.0		µg/L	1	11/4/2014 4:36:29 AM	R22309
4-Isopropyltoluene	ND	1.0		µg/L	1	11/4/2014 4:36:29 AM	R22309
4-Methyl-2-pentanone	ND	10		µg/L	1	11/4/2014 4:36:29 AM	R22309
Methylene Chloride	ND	3.0		µg/L	1	11/4/2014 4:36:29 AM	R22309
n-Butylbenzene	ND	3.0		µg/L	1	11/4/2014 4:36:29 AM	R22309
n-Propylbenzene	ND	1.0		µg/L	1	11/4/2014 4:36:29 AM	R22309
sec-Butylbenzene	ND	1.0		µg/L	1	11/4/2014 4:36:29 AM	R22309
Styrene	ND	1.0		µg/L	1	11/4/2014 4:36:29 AM	R22309
tert-Butylbenzene	ND	1.0		µg/L	1	11/4/2014 4:36:29 AM	R22309
1,1,1,2-Tetrachloroethane	ND	1.0		µg/L	1	11/4/2014 4:36:29 AM	R22309
1,1,2,2-Tetrachloroethane	ND	2.0		µg/L	1	11/4/2014 4:36:29 AM	R22309
Tetrachloroethene (PCE)	ND	1.0		µg/L	1	11/4/2014 4:36:29 AM	R22309
trans-1,2-DCE	ND	1.0		µg/L	1	11/4/2014 4:36:29 AM	R22309
trans-1,3-Dichloropropene	ND	1.0		µg/L	1	11/4/2014 4:36:29 AM	R22309
1,2,3-Trichlorobenzene	ND	1.0		µg/L	1	11/4/2014 4:36:29 AM	R22309
1,2,4-Trichlorobenzene	ND	1.0		µg/L	1	11/4/2014 4:36:29 AM	R22309
1,1,1-Trichloroethane	ND	1.0		µg/L	1	11/4/2014 4:36:29 AM	R22309
1,1,2-Trichloroethane	ND	1.0		µg/L	1	11/4/2014 4:36:29 AM	R22309
Trichloroethene (TCE)	ND	1.0		µg/L	1	11/4/2014 4:36:29 AM	R22309
Trichlorofluoromethane	ND	1.0		µg/L	1	11/4/2014 4:36:29 AM	R22309
1,2,3-Trichloropropane	ND	2.0		µg/L	1	11/4/2014 4:36:29 AM	R22309
Vinyl chloride	ND	1.0		µg/L	1	11/4/2014 4:36:29 AM	R22309
Xylenes, Total	ND	1.5		µg/L	1	11/4/2014 4:36:29 AM	R22309
Surr: 1,2-Dichloroethane-d4	88.8	70-130		%REC	1	11/4/2014 4:36:29 AM	R22309
Surr: 4-Bromofluorobenzene	84.2	70-130		%REC	1	11/4/2014 4:36:29 AM	R22309
Surr: Dibromofluoromethane	101	70-130		%REC	1	11/4/2014 4:36:29 AM	R22309
Surr: Toluene-d8	89.2	70-130		%REC	1	11/4/2014 4:36:29 AM	R22309

Refer to the QC Summary report and sample login checklist for flagged QC data and preservation information.

Qualifiers:

*	Value exceeds Maximum Contaminant Level.	B	Analyte detected in the associated Method Blank
E	Value above quantitation range	H	Holding times for preparation or analysis exceeded
J	Analyte detected below quantitation limits	ND	Not Detected at the Reporting Limit
O	RSD is greater than RSDlimit	P	Sample pH greater than 2.
R	RPD outside accepted recovery limits	RL	Reporting Detection Limit
S	Spike Recovery outside accepted recovery limits		

Anatek Labs, Inc.

1282 Alturas Drive • Moscow, ID 83843 • (208) 883-2839 • Fax (208) 882-9246 • email moscow@anateklabs.com
504 E Sprague Ste. D • Spokane WA 99202 • (509) 838-3999 • Fax (509) 838-4433 • email spokane@anateklabs.com

Client:	HALL ENVIRONMENTAL ANALYSIS LAB	**Batch #:**	141029037
Address:	4901 HAWKINS NE SUITE D ALBUQUERQUE, NM 87109	**Project Name:**	1410C38
Attn:	ANDY FREEMAN		

Analytical Results Report

Sample Number	141029037-001	**Sampling Date**	10/27/2014	**Date/Time Received**	10/29/2014 12:00 PM
Client Sample ID	1410C38-001E / PSMW-7R	**Sampling Time**	9:55 AM	**Extraction Date**	11/3/2014
Matrix	Water				
Comments					

Parameter	Result	Units	PQL	Analysis Date	Analyst	Method	Qualifier
2,4,5-T	ND	ug/L	0.1	11/4/2014	TGT	EPA 8151A	
2,4,5-TP (Silvex)	ND	ug/L	0.1	11/4/2014	TGT	EPA 8151A	
2,4-D	ND	ug/L	0.1	11/4/2014	TGT	EPA 8151A	
2,4-DB	ND	ug/L	0.1	11/4/2014	TGT	EPA 8151A	
Chloramben	ND	ug/L	0.1	11/4/2014	TGT	EPA 8151A	
Dacthal	ND	ug/L	0.1	11/4/2014	TGT	EPA 8151A	
Dalapon	ND	ug/L	0.1	11/4/2014	TGT	EPA 8151A	
Dicamba	ND	ug/L	0.1	11/4/2014	TGT	EPA 8151A	
Dichloroprop	ND	ug/L	0.1	11/4/2014	TGT	EPA 8151A	
Dinoseb	ND	ug/L	0.1	11/4/2014	TGT	EPA 8151A	
Pentachlorophenol	ND	ug/L	0.1	11/4/2014	TGT	EPA 8151A	
Picloram	ND	ug/L	0.1	11/4/2014	TGT	EPA 8151A	

Surrogate Data

Sample Number 141029037-001

Surrogate Standard	Method	Percent Recovery	Control Limits
2,4-Dichlorophenylacetic acid	EPA 8151A	91.0	65-135

Certifications held by Anatek Labs ID: EPA:ID00013; AZ:0701; CO:ID00013; FL(NELAP):E87893; ID:ID00013; MT:CERT0028; NM: ID00013; OR:ID200001-002; WA:C595
Certifications held by Anatek Labs WA: EPA:WA00169; ID:WA00169; WA:C585; MT:Cert0095; FL(NELAP): E871099

Anatek Labs, Inc.

1282 Alturas Drive • Moscow, ID 83843 • (208) 883-2839 • Fax (208) 882-9246 • email moscow@anateklabs.com
504 E Sprague Ste. D • Spokane WA 99202 • (509) 838-3999 • Fax (509) 838-4433 • email spokane@anateklabs.com

Client:	HALL ENVIRONMENTAL ANALYSIS LAB	**Batch #:**	141029037
Address:	4901 HAWKINS NE SUITE D ALBUQUERQUE, NM 87109	**Project Name:**	1410C38
Attn:	ANDY FREEMAN		

Analytical Results Report

Sample Number	141029037-006	**Sampling Date**	10/27/2014	**Date/Time Received**	10/29/2014 12:00 PM
Client Sample ID	1410C38-002E / PSMW-1R	**Sampling Time**	1:10 PM	**Extraction Date**	11/3/2014
Matrix	Water				
Comments					

Parameter	Result	Units	PQL	Analysis Date	Analyst	Method	Qualifier
2,4,5-T	ND	ug/L	0.1	11/4/2014	TGT	EPA 8151A	
2,4,5-TP (Silvex)	ND	ug/L	0.1	11/4/2014	TGT	EPA 8151A	
2,4-D	ND	ug/L	0.1	11/4/2014	TGT	EPA 8151A	
2,4-DB	ND	ug/L	0.1	11/4/2014	TGT	EPA 8151A	
Chloramben	ND	ug/L	0.1	11/4/2014	TGT	EPA 8151A	
Dacthal	ND	ug/L	0.1	11/4/2014	TGT	EPA 8151A	
Dalapon	ND	ug/L	0.1	11/4/2014	TGT	EPA 8151A	
Dicamba	ND	ug/L	0.1	11/4/2014	TGT	EPA 8151A	
Dichloroprop	ND	ug/L	0.1	11/4/2014	TGT	EPA 8151A	
Dinoseb	ND	ug/L	0.1	11/4/2014	TGT	EPA 8151A	
Pentachlorophenol	ND	ug/L	0.1	11/4/2014	TGT	EPA 8151A	
Picloram	ND	ug/L	0.1	11/4/2014	TGT	EPA 8151A	

Surrogate Data

Sample Number 141029037-006

Surrogate Standard	Method	Percent Recovery	Control Limits
2,4-Dichlorophenylacetic acid	EPA 8151A	94.0	65-135

Authorized Signature

John Coddington, Lab Manager

MCL EPA's Maximum Contaminant Level
ND Not Detected
PQL Practical Quantitation Limit

This report shall not be reproduced except in full, without the written approval of the laboratory.
The results reported relate only to the samples indicated.
Soil/solid results are reported on a dry-weight basis unless otherwise noted.

Certifications held by Anatek Labs ID: EPA:ID00013; AZ:0701; CO:ID00013; FL(NELAP):E87893; ID:ID00013; MT:CERT0028; NM: ID00013; OR:ID200001-002; WA:C595
Certifications held by Anatek Labs WA: EPA:WA00169; ID:WA00169; WA:C585; MT:Cert0095; FL(NELAP): E871099

Anatek Labs, Inc.

1282 Alturas Drive • Moscow, ID 83843 • (208) 883-2839 • Fax (208) 882-9246 • email moscow@anateklabs.com
504 E Sprague Ste. D • Spokane WA 99202 • (509) 838-3999 • Fax (509) 838-4433 • email spokane@anateklabs.com

Client: HALL ENVIRONMENTAL ANALYSIS LAB
Address: 4901 HAWKINS NE SUITE D
ALBUQUERQUE, NM 87109
Attn: ANDY FREEMAN

Batch #: 141029037
Project Name: 1410C38

Analytical Results Report

Quality Control Data

Lab Control Sample

Parameter	LCS Result	Units	LCS Spike	%Rec	AR %Rec	Prep Date	Analysis Date
Picloram	4.37	ug/L	5	87.4	50-150	11/3/2014	11/4/2014
Pentachlorophenol	0.402	ug/L	0.5	80.4	50-150	11/3/2014	11/4/2014
Dinoseb	4.34	ug/L	5	86.8	50-150	11/3/2014	11/4/2014
Dichloroprop	4.42	ug/L	5	88.4	50-150	11/3/2014	11/4/2014
Dicamba	2.12	ug/L	2.5	84.8	50-150	11/3/2014	11/4/2014
Dalapon	4.99	ug/L	5	99.8	50-150	11/3/2014	11/4/2014
Dacthal	1.79	ug/L	2.5	71.6	50-150	11/3/2014	11/4/2014
Chloramben	1.85	ug/L	2.5	74.0	50-150	11/3/2014	11/4/2014
2,4-DB	4.38	ug/L	5	87.6	50-150	11/3/2014	11/4/2014
2,4-D	4.20	ug/L	5	84.0	50-150	11/3/2014	11/4/2014
2,4,5-TP (Silvex)	1.06	ug/L	1.25	84.8	50-150	11/3/2014	11/4/2014
2,4,5-T	1.02	ug/L	1.25	81.6	50-150	11/3/2014	11/4/2014

Matrix Spike

Sample Number	Parameter	Sample Result	MS Result	Units	MS Spike	%Rec	AR %Rec	Prep Date	Analysis Date
141030026-001	Picloram	ND	4.43	ug/L	5	88.6	50-150	11/3/2014	11/4/2014
141030026-001	Pentachlorophenol	ND	0.396	ug/L	0.5	79.2	50-150	11/3/2014	11/4/2014
141030026-001	Dinoseb	ND	4.77	ug/L	5	95.4	50-150	11/3/2014	11/4/2014
141030026-001	Dichloroprop	ND	4.38	ug/L	5	87.6	50-150	11/3/2014	11/4/2014
141030026-001	Dicamba	ND	2.07	ug/L	2.5	82.8	50-150	11/3/2014	11/4/2014
141030026-001	Dalapon	ND	4.89	ug/L	5	97.8	50-150	11/3/2014	11/4/2014
141030026-001	Dacthal	ND	2.06	ug/L	2.5	82.4	50-150	11/3/2014	11/4/2014
141030026-001	Chloramben	ND	2.03	ug/L	2.5	81.2	50-150	11/3/2014	11/4/2014
141030026-001	2,4-DB	ND	4.23	ug/L	5	84.6	50-150	11/3/2014	11/4/2014
141030026-001	2,4-D	ND	4.20	ug/L	5	84.0	50-150	11/3/2014	11/4/2014
141030026-001	2,4,5-TP (Silvex)	ND	1.03	ug/L	1.25	82.4	50-150	11/3/2014	11/4/2014
141030026-001	2,4,5-T	ND	1.04	ug/L	1.25	83.2	50-150	11/3/2014	11/4/2014

Matrix Spike Duplicate

Parameter	MSD Result	Units	MSD Spike	%Rec	%RPD	AR %RPD	Prep Date	Analysis Date
Picloram	4.54	ug/L	5	90.8	2.5	0-50	11/3/2014	11/4/2014
Pentachlorophenol	0.397	ug/L	0.5	79.4	0.3	0-50	11/3/2014	11/4/2014

Comments:

Certifications held by Anatek Labs ID: EPA:ID00013; AZ:0701; CO:ID00013; FL(NELAP):E87893; ID:ID00013; MT:CERT0028; NM: ID00013; OR:ID200001-002; WA:C595
Certifications held by Anatek Labs WA: EPA:WA00169; ID:WA00169; WA:C585; MT:Cert0095; FL(NELAP): E871099

Anatek Labs, Inc.

1282 Alturas Drive • Moscow, ID 83843 • (208) 883-2839 • Fax (208) 882-9246 • email moscow@anateklabs.com
504 E Sprague Ste. D • Spokane WA 99202 • (509) 838-3999 • Fax (509) 838-4433 • email spokane@anateklabs.com

Client: HALL ENVIRONMENTAL ANALYSIS LAB
Address: 4901 HAWKINS NE SUITE D
ALBUQUERQUE, NM 87109
Attn: ANDY FREEMAN

Batch #: 141029037
Project Name: 1410C38

Analytical Results Report

Quality Control Data

Matrix Spike Duplicate

Parameter	MSD Result	Units	MSD Spike	%Rec	%RPD	AR %RPD	Prep Date	Analysis Date
Dinoseb	4.88	ug/L	5	97.6	2.3	0-50	11/3/2014	11/4/2014
Dichloroprop	4.48	ug/L	5	89.6	2.3	0-50	11/3/2014	11/4/2014
Dicamba	2.13	ug/L	2.5	85.2	2.9	0-50	11/3/2014	11/4/2014
Dalapon	4.97	ug/L	5	99.4	1.6	0-50	11/3/2014	11/4/2014
Dacthal	2.11	ug/L	2.5	84.4	2.4	0-50	11/3/2014	11/4/2014
Chloramben	2.10	ug/L	2.5	84.0	3.4	0-50	11/3/2014	11/4/2014
2,4-DB	4.30	ug/L	5	86.0	1.6	0-50	11/3/2014	11/4/2014
2,4-D	4.32	ug/L	5	86.4	2.8	0-50	11/3/2014	11/4/2014
2,4,5-TP (Silvex)	1.06	ug/L	1.25	84.8	2.9	0-50	11/3/2014	11/4/2014
2,4,5-T	1.06	ug/L	1.25	84.8	1.9	0-50	11/3/2014	11/4/2014

Method Blank

Parameter	Result	Units	PQL	Prep Date	Analysis Date
2,4,5-T	ND	ug/L	0.1	11/3/2014	11/4/2014
2,4,5-TP (Silvex)	ND	ug/L	0.1	11/3/2014	11/4/2014
2,4-D	ND	ug/L	0.1	11/3/2014	11/4/2014
2,4-DB	ND	ug/L	0.1	11/3/2014	11/4/2014
Chloramben	ND	ug/L	0.1	11/3/2014	11/4/2014
Dacthal	ND	ug/L	0.1	11/3/2014	11/4/2014
Dalapon	ND	ug/L	0.1	11/3/2014	11/4/2014
Dicamba	ND	ug/L	0.1	11/3/2014	11/4/2014
Dichloroprop	ND	ug/L	0.1	11/3/2014	11/4/2014
Dinoseb	ND	ug/L	0.1	11/3/2014	11/4/2014
Pentachlorophenol	ND	ug/L	0.1	11/3/2014	11/4/2014
Picloram	ND	ug/L	0.1	11/3/2014	11/4/2014

AR Acceptable Range
ND Not Detected
PQL Practical Quantitation Limit
RPD Relative Percentage Difference

Comments:

Certifications held by Anatek Labs ID: EPA:ID00013; AZ:0701; CO:ID00013; FL(NELAP):E87893; ID:ID00013; MT:CERT0028; NM: ID00013; OR:ID200001-002; WA:C595
Certifications held by Anatek Labs WA: EPA:WA00169; ID:WA00169; WA:C585; MT:Cert0095; FL(NELAP): E871099

Anatek Labs, Inc.

1282 Alturas Drive • Moscow, ID 83843 • (208) 883-2839 • Fax (208) 882-9246 • email moscow@anateklabs.com
504 E Sprague Ste. D • Spokane WA 99202 • (509) 838-3999 • Fax (509) 838-4433 • email spokane@anateklabs.com

Client:	HALL ENVIRONMENTAL ANALYSIS LAB	**Batch #:**	141029037
Address:	4901 HAWKINS NE SUITE D ALBUQUERQUE, NM 87109	**Project Name:**	1410C38
Attn:	ANDY FREEMAN		

Analytical Results Report

Sample Number	141029037-002	**Sampling Date**	10/27/2014	**Date/Time Received**	10/29/2014 12:00 PM
Client Sample ID	1410C38-001F / PSMW-7R	**Sampling Time**	9:55 AM		
Matrix	Water				
Comments					

Parameter	Result	Units	PQL	Analysis Date	Analyst	Method	Qualifier
1,1,1,2-Tetrachloroethane	ND	ug/L	0.5	11/5/2014	SAT	EPA 8260B	
1,1,1-Trichloroethane	ND	ug/L	0.5	11/5/2014	SAT	EPA 8260B	
1,1,2,2-Tetrachloroethane	ND	ug/L	0.5	11/5/2014	SAT	EPA 8260B	
1,1,2-Trichloroethane	ND	ug/L	0.5	11/5/2014	SAT	EPA 8260B	
1,1-Dichloroethane	ND	ug/L	0.5	11/5/2014	SAT	EPA 8260B	
1,1-Dichloroethene	ND	ug/L	0.5	11/5/2014	SAT	EPA 8260B	
1,2,3-Trichloropropane	ND	ug/L	0.5	11/5/2014	SAT	EPA 8260B	
1,2-Dibromo-3-chloropropane(DBCP)	ND	ug/L	0.5	11/5/2014	SAT	EPA 8260B	
1,2-Dibromoethane	ND	ug/L	0.5	11/5/2014	SAT	EPA 8260B	
1,2-Dichlorobenzene	ND	ug/L	0.5	11/5/2014	SAT	EPA 8260B	
1,2-Dichloroethane	ND	ug/L	0.5	11/5/2014	SAT	EPA 8260B	
1,2-Dichloropropane	ND	ug/L	0.5	11/5/2014	SAT	EPA 8260B	
1,3-Dichlorobenzene	ND	ug/L	0.5	11/5/2014	SAT	EPA 8260B	
1,4-Dichlorobenzene	ND	ug/L	0.5	11/5/2014	SAT	EPA 8260B	
2-hexanone	ND	ug/L	2.5	11/5/2014	SAT	EPA 8260B	
Acetone	ND	ug/L	2.5	11/5/2014	SAT	EPA 8260B	
Acrylonitrile	ND	ug/L	0.5	11/5/2014	SAT	EPA 8260B	
Benzene	ND	ug/L	0.5	11/5/2014	SAT	EPA 8260B	
Bromochloromethane	ND	ug/L	0.5	11/5/2014	SAT	EPA 8260B	
Bromodichloromethane	ND	ug/L	0.5	11/5/2014	SAT	EPA 8260B	
Bromoform	ND	ug/L	0.5	11/5/2014	SAT	EPA 8260B	
Bromomethane	ND	ug/L	0.5	11/5/2014	SAT	EPA 8260B	
Carbon disulfide	ND	ug/L	0.5	11/5/2014	SAT	EPA 8260B	
Carbon Tetrachloride	ND	ug/L	0.5	11/5/2014	SAT	EPA 8260B	
Chlorobenzene	ND	ug/L	0.5	11/5/2014	SAT	EPA 8260B	
Chloroethane	ND	ug/L	0.5	11/5/2014	SAT	EPA 8260B	
Chloroform	ND	ug/L	0.5	11/5/2014	SAT	EPA 8260B	

Certifications held by Anatek Labs ID: EPA:ID00013; AZ:0701; CO:ID00013; FL(NELAP):E87893; ID:ID00013; MT:CERT0028; NM: ID00013; OR:ID200001-002; WA:C595
Certifications held by Anatek Labs WA: EPA:WA00169; ID:WA00169; WA:C585; MT:Cert0095; FL(NELAP): E871099

Anatek Labs, Inc.

1282 Alturas Drive • Moscow, ID 83843 • (208) 883-2839 • Fax (208) 882-9246 • email moscow@anateklabs.com
504 E Sprague Ste. D • Spokane WA 99202 • (509) 838-3999 • Fax (509) 838-4433 • email spokane@anateklabs.com

Client: HALL ENVIRONMENTAL ANALYSIS LAB
Address: 4901 HAWKINS NE SUITE D
ALBUQUERQUE, NM 87109
Attn: ANDY FREEMAN

Batch #: 141029037
Project Name: 1410C38

Analytical Results Report

Sample Number 141029037-002 **Sampling Date** 10/27/2014 **Date/Time Received** 10/29/2014 12:00 PM
Client Sample ID 1410C38-001F / PSMW-7R **Sampling Time** 9:55 AM
Matrix Water
Comments

Parameter	Result	Units	PQL	Analysis Date	Analyst	Method	Qualifier
Chloromethane	ND	ug/L	0.5	11/5/2014	SAT	EPA 8260B	
cis-1,3-Dichloropropene	ND	ug/L	0.5	11/5/2014	SAT	EPA 8260B	
Dibromochloromethane	ND	ug/L	0.5	11/5/2014	SAT	EPA 8260B	
Dibromomethane	ND	ug/L	0.5	11/5/2014	SAT	EPA 8260B	
Dichlorodifluoromethane	ND	ug/L	0.5	11/5/2014	SAT	EPA 8260B	
Ethylbenzene	ND	ug/L	0.5	11/5/2014	SAT	EPA 8260B	
Hexachlorobutadiene	ND	ug/L	0.5	11/5/2014	SAT	EPA 8260B	
m+p-Xylene	ND	ug/L	0.5	11/5/2014	SAT	EPA 8260B	
Methyl ethyl ketone (MEK)	ND	ug/L	2.5	11/5/2014	SAT	EPA 8260B	
Methyl isobutyl ketone (MIBK)	ND	ug/L	2.5	11/5/2014	SAT	EPA 8260B	
Methylene chloride	ND	ug/L	2.5	11/5/2014	SAT	EPA 8260B	
Naphthalene	ND	ug/L	0.5	11/5/2014	SAT	EPA 8260B	
o-Xylene	ND	ug/L	0.5	11/5/2014	SAT	EPA 8260B	
Styrene	ND	ug/L	0.5	11/5/2014	SAT	EPA 8260B	
Tetrachloroethene	ND	ug/L	0.5	11/5/2014	SAT	EPA 8260B	
Toluene	ND	ug/L	0.5	11/5/2014	SAT	EPA 8260B	
trans-1,2-Dichloroethene	ND	ug/L	0.5	11/5/2014	SAT	EPA 8260B	
trans-1,3-Dichloropropene	ND	ug/L	0.5	11/5/2014	SAT	EPA 8260B	
Trichloroethene	ND	ug/L	0.5	11/5/2014	SAT	EPA 8260B	
Trichloroflouromethane	ND	ug/L	0.5	11/5/2014	SAT	EPA 8260B	
Vinyl Chloride	ND	ug/L	0.5	11/5/2014	SAT	EPA 8260B	
Acetonitrile	ND	ug/L	10	11/5/2014	SAT	EPA 8260B	
Acrolein	ND	ug/L	10	11/5/2014	SAT	EPA 8260B	
Allyl Chloride	ND	ug/L	0.5	11/5/2014	SAT	EPA 8260B	
Chloroprene	ND	ug/L	0.5	11/5/2014	SAT	EPA 8260B	
Ethyl methacrylate	ND	ug/L	1	11/5/2014	SAT	EPA 8260B	
Iodomethane	ND	ug/L	0.5	11/5/2014	SAT	EPA 8260B	
Isobutanol	ND	ug/L	50	11/5/2014	SAT	EPA 8260B	

Certifications held by Anatek Labs ID: EPA:ID00013; AZ:0701; CO:ID00013; FL(NELAP):E87893; ID:ID00013; MT:CERT0028; NM: ID00013; OR:ID200001-002; WA:C595
Certifications held by Anatek Labs WA: EPA:WA00169; ID:WA00169; WA:C585; MT:Cert0095; FL(NELAP): E871099

Anatek Labs, Inc.

1282 Alturas Drive • Moscow, ID 83843 • (208) 883-2839 • Fax (208) 882-9246 • email moscow@anateklabs.com
504 E Sprague Ste. D • Spokane WA 99202 • (509) 838-3999 • Fax (509) 838-4433 • email spokane@anateklabs.com

Client:	HALL ENVIRONMENTAL ANALYSIS LAB	**Batch #:**	141029037
Address:	4901 HAWKINS NE SUITE D ALBUQUERQUE, NM 87109	**Project Name:**	1410C38
Attn:	ANDY FREEMAN		

Analytical Results Report

Sample Number	141029037-002	**Sampling Date**	10/27/2014	**Date/Time Received**	10/29/2014 12:00 PM
Client Sample ID	1410C38-001F / PSMW-7R	**Sampling Time**	9:55 AM		
Matrix	Water				
Comments					

Parameter	Result	Units	PQL	Analysis Date	Analyst	Method	Qualifier
Methacrylonitrile	ND	ug/L	5	11/5/2014	SAT	EPA 8260B	
Methyl Methacrylate	ND	ug/L	1	11/5/2014	SAT	EPA 8260B	
Propionitrile	ND	ug/L	5	11/5/2014	SAT	EPA 8260B	
trans-1-4-Dichloro-2-butene	ND	ug/L	0.5	11/5/2014	SAT	EPA 8260B	
Vinyl acetate	ND	ug/L	0.5	11/5/2014	SAT	EPA 8260B	

Surrogate Data

Sample Number 141029037-002

Surrogate Standard	Method	Percent Recovery	Control Limits
1,2-Dichlorobenzene-d4	EPA 8260B	101.6	70-130
1,2-Dichlorobenzene-d4	EPA 8260B	102.8	70-130
4-Bromofluorobenzene	EPA 8260B	97.2	70-130
4-Bromofluorobenzene	EPA 8260B	93.2	70-130
Toluene-d8	EPA 8260B	98.4	70-130
Toluene-d8	EPA 8260B	100.8	70-130

Certifications held by Anatek Labs ID: EPA:ID00013; AZ:0701; CO:ID00013; FL(NELAP):E87893; ID:ID00013; MT:CERT0028; NM: ID00013; OR:ID200001-002; WA:C595
Certifications held by Anatek Labs WA: EPA:WA00169; ID:WA00169; WA:C585; MT:Cert0095; FL(NELAP): E871099

Anatek Labs, Inc.

1282 Alturas Drive • Moscow, ID 83843 • (208) 883-2839 • Fax (208) 882-9246 • email moscow@anateklabs.com
504 E Sprague Ste. D • Spokane WA 99202 • (509) 838-3999 • Fax (509) 838-4433 • email spokane@anateklabs.com

Client: HALL ENVIRONMENTAL ANALYSIS LAB
Address: 4901 HAWKINS NE SUITE D
ALBUQUERQUE, NM 87109
Attn: ANDY FREEMAN

Batch #: 141029037
Project Name: 1410C38

Analytical Results Report

Sample Number 141029037-007 **Sampling Date** 10/27/2014 **Date/Time Received** 10/29/2014 12:00 PM
Client Sample ID 1410C38-002F / PSMW-1R **Sampling Time** 1:10 PM
Matrix Water
Comments

Parameter	Result	Units	PQL	Analysis Date	Analyst	Method	Qualifier
1,1,1,2-Tetrachloroethane	ND	ug/L	0.5	11/5/2014	SAT	EPA 8260B	
1,1,1-Trichloroethane	ND	ug/L	0.5	11/5/2014	SAT	EPA 8260B	
1,1,2,2-Tetrachloroethane	ND	ug/L	0.5	11/5/2014	SAT	EPA 8260B	
1,1,2-Trichloroethane	ND	ug/L	0.5	11/5/2014	SAT	EPA 8260B	
1,1-Dichloroethane	ND	ug/L	0.5	11/5/2014	SAT	EPA 8260B	
1,1-Dichloroethene	ND	ug/L	0.5	11/5/2014	SAT	EPA 8260B	
1,2,3-Trichloropropane	ND	ug/L	0.5	11/5/2014	SAT	EPA 8260B	
1,2-Dibromo-3-chloropropane(DBCP)	ND	ug/L	0.5	11/5/2014	SAT	EPA 8260B	
1,2-Dibromoethane	ND	ug/L	0.5	11/5/2014	SAT	EPA 8260B	
1,2-Dichlorobenzene	ND	ug/L	0.5	11/5/2014	SAT	EPA 8260B	
1,2-Dichloroethane	ND	ug/L	0.5	11/5/2014	SAT	EPA 8260B	
1,2-Dichloropropane	ND	ug/L	0.5	11/5/2014	SAT	EPA 8260B	
1,3-Dichlorobenzene	ND	ug/L	0.5	11/5/2014	SAT	EPA 8260B	
1,4-Dichlorobenzene	ND	ug/L	0.5	11/5/2014	SAT	EPA 8260B	
2-hexanone	ND	ug/L	2.5	11/5/2014	SAT	EPA 8260B	
Acetone	ND	ug/L	2.5	11/5/2014	SAT	EPA 8260B	
Acrylonitrile	ND	ug/L	0.5	11/5/2014	SAT	EPA 8260B	
Benzene	ND	ug/L	0.5	11/5/2014	SAT	EPA 8260B	
Bromochloromethane	ND	ug/L	0.5	11/5/2014	SAT	EPA 8260B	
Bromodichloromethane	ND	ug/L	0.5	11/5/2014	SAT	EPA 8260B	
Bromoform	ND	ug/L	0.5	11/5/2014	SAT	EPA 8260B	
Bromomethane	ND	ug/L	0.5	11/5/2014	SAT	EPA 8260B	
Carbon disulfide	ND	ug/L	0.5	11/5/2014	SAT	EPA 8260B	
Carbon Tetrachloride	ND	ug/L	0.5	11/5/2014	SAT	EPA 8260B	
Chlorobenzene	ND	ug/L	0.5	11/5/2014	SAT	EPA 8260B	
Chloroethane	ND	ug/L	0.5	11/5/2014	SAT	EPA 8260B	
Chloroform	ND	ug/L	0.5	11/5/2014	SAT	EPA 8260B	
Chloromethane	ND	ug/L	0.5	11/5/2014	SAT	EPA 8260B	

Anatek Labs, Inc.

1282 Alturas Drive • Moscow, ID 83843 • (208) 883-2839 • Fax (208) 882-9246 • email moscow@anateklabs.com
504 E Sprague Ste. D • Spokane WA 99202 • (509) 838-3999 • Fax (509) 838-4433 • email spokane@anateklabs.com

Client: HALL ENVIRONMENTAL ANALYSIS LAB
Address: 4901 HAWKINS NE SUITE D
ALBUQUERQUE, NM 87109
Attn: ANDY FREEMAN

Batch #: 141029037
Project Name: 1410C38

Analytical Results Report

Sample Number 141029037-007
Client Sample ID 1410C38-002F / PSMW-1R
Matrix Water
Comments

Sampling Date 10/27/2014
Sampling Time 1:10 PM

Date/Time Received 10/29/2014 12:00 PM

Parameter	Result	Units	PQL	Analysis Date	Analyst	Method	Qualifier
cis-1,3-Dichloropropene	ND	ug/L	0.5	11/5/2014	SAT	EPA 8260B	
Dibromochloromethane	ND	ug/L	0.5	11/5/2014	SAT	EPA 8260B	
Dibromomethane	ND	ug/L	0.5	11/5/2014	SAT	EPA 8260B	
Dichlorodifluoromethane	ND	ug/L	0.5	11/5/2014	SAT	EPA 8260B	
Ethylbenzene	ND	ug/L	0.5	11/5/2014	SAT	EPA 8260B	
Hexachlorobutadiene	ND	ug/L	0.5	11/5/2014	SAT	EPA 8260B	
m+p-Xylene	ND	ug/L	0.5	11/5/2014	SAT	EPA 8260B	
Methyl ethyl ketone (MEK)	ND	ug/L	2.5	11/5/2014	SAT	EPA 8260B	
Methyl isobutyl ketone (MIBK)	ND	ug/L	2.5	11/5/2014	SAT	EPA 8260B	
Methylene chloride	ND	ug/L	2.5	11/5/2014	SAT	EPA 8260B	
Naphthalene	ND	ug/L	0.5	11/5/2014	SAT	EPA 8260B	
o-Xylene	ND	ug/L	0.5	11/5/2014	SAT	EPA 8260B	
Styrene	ND	ug/L	0.5	11/5/2014	SAT	EPA 8260B	
Tetrachloroethene	2.02	ug/L	0.5	11/5/2014	SAT	EPA 8260B	
Toluene	ND	ug/L	0.5	11/5/2014	SAT	EPA 8260B	
trans-1,2-Dichloroethene	ND	ug/L	0.5	11/5/2014	SAT	EPA 8260B	
trans-1,3-Dichloropropene	ND	ug/L	0.5	11/5/2014	SAT	EPA 8260B	
Trichloroethene	ND	ug/L	0.5	11/5/2014	SAT	EPA 8260B	
Trichloroflouromethane	ND	ug/L	0.5	11/5/2014	SAT	EPA 8260B	
Vinyl Chloride	ND	ug/L	0.5	11/5/2014	SAT	EPA 8260B	
Acetonitrile	ND	ug/L	10	11/5/2014	SAT	EPA 8260B	
Acrolein	ND	ug/L	10	11/5/2014	SAT	EPA 8260B	
Allyl Chloride	ND	ug/L	0.5	11/5/2014	SAT	EPA 8260B	
Chloroprene	ND	ug/L	0.5	11/5/2014	SAT	EPA 8260B	
Ethyl methacrylate	ND	ug/L	1	11/5/2014	SAT	EPA 8260B	
Iodomethane	ND	ug/L	0.5	11/5/2014	SAT	EPA 8260B	
Isobutanol	ND	ug/L	50	11/5/2014	SAT	EPA 8260B	
Methacrylonitrile	ND	ug/L	5	11/5/2014	SAT	EPA 8260B	

Certifications held by Anatek Labs ID: EPA:ID00013; AZ:0701; CO:ID00013; FL(NELAP):E87893; ID:ID00013; MT:CERT0028; NM: ID00013; OR:ID200001-002; WA:C595
Certifications held by Anatek Labs WA: EPA:WA00169; ID:WA00169; WA:C585; MT:Cert0095; FL(NELAP): E871099

Anatek Labs, Inc.

1282 Alturas Drive • Moscow, ID 83843 • (208) 883-2839 • Fax (208) 882-9246 • email moscow@anateklabs.com
504 E Sprague Ste. D • Spokane WA 99202 • (509) 838-3999 • Fax (509) 838-4433 • email spokane@anateklabs.com

Client:	HALL ENVIRONMENTAL ANALYSIS LAB	**Batch #:**	141029037
Address:	4901 HAWKINS NE SUITE D ALBUQUERQUE, NM 87109	**Project Name:**	1410C38
Attn:	ANDY FREEMAN		

Analytical Results Report

Sample Number	141029037-007	**Sampling Date**	10/27/2014	**Date/Time Received**	10/29/2014 12:00 PM
Client Sample ID	1410C38-002F / PSMW-1R	**Sampling Time**	1:10 PM		
Matrix	Water				
Comments					

Parameter	Result	Units	PQL	Analysis Date	Analyst	Method	Qualifier
Methyl Methacrylate	ND	ug/L	1	11/5/2014	SAT	EPA 8260B	
Propionitrile	ND	ug/L	5	11/5/2014	SAT	EPA 8260B	
trans-1-4-Dichloro-2-butene	ND	ug/L	0.5	11/5/2014	SAT	EPA 8260B	
Vinyl acetate	ND	ug/L	0.5	11/5/2014	SAT	EPA 8260B	

Surrogate Data

Sample Number 141029037-007

Surrogate Standard	Method	Percent Recovery	Control Limits
1,2-Dichlorobenzene-d4	EPA 8260B	103.6	70-130
1,2-Dichlorobenzene-d4	EPA 8260B	102.8	70-130
4-Bromofluorobenzene	EPA 8260B	93.2	70-130
4-Bromofluorobenzene	EPA 8260B	97.6	70-130
Toluene-d8	EPA 8260B	100.8	70-130
Toluene-d8	EPA 8260B	97.6	70-130

Certifications held by Anatek Labs ID: EPA:ID00013; AZ:0701; CO:ID00013; FL(NELAP):E87693; ID:ID00013; MT:CERT0028; NM: ID00013; OR:ID200001-002; WA:C595
Certifications held by Anatek Labs WA: EPA:WA00169; ID:WA00169; WA:C585; MT:Cert0095; FL(NELAP): E871099

Anatek Labs, Inc.

1282 Alturas Drive • Moscow, ID 83843 • (208) 883-2839 • Fax (208) 882-9246 • email moscow@anateklabs.com
504 E Sprague Ste. D • Spokane WA 99202 • (509) 838-3999 • Fax (509) 838-4433 • email spokane@anateklabs.com

Client: HALL ENVIRONMENTAL ANALYSIS LAB
Address: 4901 HAWKINS NE SUITE D
ALBUQUERQUE, NM 87109
Attn: ANDY FREEMAN

Batch #: 141029037
Project Name: 1410C38

Analytical Results Report

Sample Number 141029037-011
Client Sample ID 1410C38-005A / TRIP BLANK
Matrix Water
Comments

Sampling Date 10/27/2014
Sampling Time

Date/Time Received 10/29/2014 12:00 PM

Parameter	Result	Units	PQL	Analysis Date	Analyst	Method	Qualifier
1,1,1,2-Tetrachloroethane	ND	ug/L	0.5	11/5/2014	SAT	EPA 8260B	
1,1,1-Trichloroethane	ND	ug/L	0.5	11/5/2014	SAT	EPA 8260B	
1,1,2,2-Tetrachloroethane	ND	ug/L	0.5	11/5/2014	SAT	EPA 8260B	
1,1,2-Trichloroethane	ND	ug/L	0.5	11/5/2014	SAT	EPA 8260B	
1,1-Dichloroethane	ND	ug/L	0.5	11/5/2014	SAT	EPA 8260B	
1,1-Dichloroethene	ND	ug/L	0.5	11/5/2014	SAT	EPA 8260B	
1,2,3-Trichloropropane	ND	ug/L	0.5	11/5/2014	SAT	EPA 8260B	
1,2-Dibromo-3-chloropropane(DBCP)	ND	ug/L	0.5	11/5/2014	SAT	EPA 8260B	
1,2-Dibromoethane	ND	ug/L	0.5	11/5/2014	SAT	EPA 8260B	
1,2-Dichlorobenzene	ND	ug/L	0.5	11/5/2014	SAT	EPA 8260B	
1,2-Dichloroethane	ND	ug/L	0.5	11/5/2014	SAT	EPA 8260B	
1,2-Dichloropropane	ND	ug/L	0.5	11/5/2014	SAT	EPA 8260B	
1,3-Dichlorobenzene	ND	ug/L	0.5	11/5/2014	SAT	EPA 8260B	
1,4-Dichlorobenzene	ND	ug/L	0.5	11/5/2014	SAT	EPA 8260B	
2-hexanone	ND	ug/L	2.5	11/5/2014	SAT	EPA 8260B	
Acetone	ND	ug/L	2.5	11/5/2014	SAT	EPA 8260B	
Acrylonitrile	ND	ug/L	0.5	11/5/2014	SAT	EPA 8260B	
Benzene	ND	ug/L	0.5	11/5/2014	SAT	EPA 8260B	
Bromochloromethane	ND	ug/L	0.5	11/5/2014	SAT	EPA 8260B	
Bromodichloromethane	ND	ug/L	0.5	11/5/2014	SAT	EPA 8260B	
Bromoform	ND	ug/L	0.5	11/5/2014	SAT	EPA 8260B	
Bromomethane	ND	ug/L	0.5	11/5/2014	SAT	EPA 8260B	
Carbon disulfide	ND	ug/L	0.5	11/5/2014	SAT	EPA 8260B	
Carbon Tetrachloride	ND	ug/L	0.5	11/5/2014	SAT	EPA 8260B	
Chlorobenzene	ND	ug/L	0.5	11/5/2014	SAT	EPA 8260B	
Chloroethane	ND	ug/L	0.5	11/5/2014	SAT	EPA 8260B	
Chloroform	ND	ug/L	0.5	11/5/2014	SAT	EPA 8260B	
Chloromethane	ND	ug/L	0.5	11/5/2014	SAT	EPA 8260B	

Certifications held by Anatek Labs ID: EPA:ID00013; AZ:0701; CO:ID00013; FL(NELAP):E87693; ID:ID00013; MT:CERT0028; NM: ID00013; OR:ID200001-002; WA:C595
Certifications held by Anatek Labs WA: EPA:WA00169; ID:WA00169; WA:C585; MT:Cert0095; FL(NELAP): E871099

Anatek Labs, Inc.

1282 Alturas Drive • Moscow, ID 83843 • (208) 883-2839 • Fax (208) 882-9246 • email moscow@anateklabs.com
504 E Sprague Ste. D • Spokane WA 99202 • (509) 838-3999 • Fax (509) 838-4433 • email spokane@anateklabs.com

Client: HALL ENVIRONMENTAL ANALYSIS LAB
Address: 4901 HAWKINS NE SUITE D
ALBUQUERQUE, NM 87109
Attn: ANDY FREEMAN

Batch #: 141029037
Project Name: 1410C38

Analytical Results Report

Sample Number 141029037-011
Client Sample ID 1410C38-005A / TRIP BLANK
Matrix Water
Comments

Sampling Date 10/27/2014
Sampling Time

Date/Time Received 10/29/2014 12:00 PM

Parameter	Result	Units	PQL	Analysis Date	Analyst	Method	Qualifier
cis-1,3-Dichloropropene	ND	ug/L	0.5	11/5/2014	SAT	EPA 8260B	
Dibromochloromethane	ND	ug/L	0.5	11/5/2014	SAT	EPA 8260B	
Dibromomethane	ND	ug/L	0.5	11/5/2014	SAT	EPA 8260B	
Dichlorodifluoromethane	ND	ug/L	0.5	11/5/2014	SAT	EPA 8260B	
Ethylbenzene	ND	ug/L	0.5	11/5/2014	SAT	EPA 8260B	
Hexachlorobutadiene	ND	ug/L	0.5	11/5/2014	SAT	EPA 8260B	
m+p-Xylene	ND	ug/L	0.5	11/5/2014	SAT	EPA 8260B	
Methyl ethyl ketone (MEK)	ND	ug/L	2.5	11/5/2014	SAT	EPA 8260B	
Methyl isobutyl ketone (MIBK)	ND	ug/L	2.5	11/5/2014	SAT	EPA 8260B	
Methylene chloride	ND	ug/L	2.5	11/5/2014	SAT	EPA 8260B	
Naphthalene	ND	ug/L	0.5	11/5/2014	SAT	EPA 8260B	
o-Xylene	ND	ug/L	0.5	11/5/2014	SAT	EPA 8260B	
Styrene	ND	ug/L	0.5	11/5/2014	SAT	EPA 8260B	
Tetrachloroethene	ND	ug/L	0.5	11/5/2014	SAT	EPA 8260B	
Toluene	ND	ug/L	0.5	11/5/2014	SAT	EPA 8260B	
trans-1,2-Dichloroethene	ND	ug/L	0.5	11/5/2014	SAT	EPA 8260B	
trans-1,3-Dichloropropene	ND	ug/L	0.5	11/5/2014	SAT	EPA 8260B	
Trichloroethene	ND	ug/L	0.5	11/5/2014	SAT	EPA 8260B	
Trichloroflouromethane	ND	ug/L	0.5	11/5/2014	SAT	EPA 8260B	
Vinyl Chloride	ND	ug/L	0.5	11/5/2014	SAT	EPA 8260B	
Acetonitrile	ND	ug/L	10	11/5/2014	SAT	EPA 8260B	
Acrolein	ND	ug/L	10	11/5/2014	SAT	EPA 8260B	
Allyl Chloride	ND	ug/L	0.5	11/5/2014	SAT	EPA 8260B	
Chloroprene	ND	ug/L	0.5	11/5/2014	SAT	EPA 8260B	
Ethyl methacrylate	ND	ug/L	1	11/5/2014	SAT	EPA 8260B	
Iodomethane	ND	ug/L	0.5	11/5/2014	SAT	EPA 8260B	
Isobutanol	ND	ug/L	50	11/5/2014	SAT	EPA 8260B	
Methacrylonitrile	ND	ug/L	5	11/5/2014	SAT	EPA 8260B	

Certifications held by Anatek Labs ID: EPA:ID00013; AZ:0701; CO:ID00013; FL(NELAP):E87893; ID:ID00013; MT:CERT0028; NM: ID00013; OR:ID200001-002; WA:C595
Certifications held by Anatek Labs WA: EPA:WA00169; ID:WA00169; WA:C585; MT:Cert0095; FL(NELAP): E871099

Anatek Labs, Inc.

1282 Alturas Drive • Moscow, ID 83843 • (208) 883-2839 • Fax (208) 882-9246 • email moscow@anateklabs.com
504 E Sprague Ste. D • Spokane WA 99202 • (509) 838-3999 • Fax (509) 838-4433 • email spokane@anateklabs.com

Client:	HALL ENVIRONMENTAL ANALYSIS LAB	**Batch #:**	141029037
Address:	4901 HAWKINS NE SUITE D ALBUQUERQUE, NM 87109	**Project Name:**	1410C38
Attn:	ANDY FREEMAN		

Analytical Results Report

Sample Number	141029037-011	**Sampling Date**	10/27/2014	**Date/Time Received**	10/29/2014 12:00 PM
Client Sample ID	1410C38-005A / TRIP BLANK	**Sampling Time**			
Matrix	Water				
Comments					

Parameter	Result	Units	PQL	Analysis Date	Analyst	Method	Qualifier
Methyl Methacrylate	ND	ug/L	1	11/5/2014	SAT	EPA 8260B	
Propionitrile	ND	ug/L	5	11/5/2014	SAT	EPA 8260B	
trans-1-4-Dichloro-2-butene	ND	ug/L	0.5	11/5/2014	SAT	EPA 8260B	
Vinyl acetate	ND	ug/L	0.5	11/5/2014	SAT	EPA 8260B	

Surrogate Data

Sample Number 141029037-011

Surrogate Standard	Method	Percent Recovery	Control Limits
1,2-Dichlorobenzene-d4	EPA 8260B	100.4	70-130
1,2-Dichlorobenzene-d4	EPA 8260B	99.2	70-130
4-Bromofluorobenzene	EPA 8260B	92.8	70-130
4-Bromofluorobenzene	EPA 8260B	96.8	70-130
Toluene-d8	EPA 8260B	98.8	70-130
Toluene-d8	EPA 8260B	96.4	70-130

Authorized Signature

John Coddington, Lab Manager

MCL EPA's Maximum Contaminant Level
ND Not Detected
PQL Practical Quantitation Limit

This report shall not be reproduced except in full, without the written approval of the laboratory.
The results reported relate only to the samples indicated.
Soil/solid results are reported on a dry-weight basis unless otherwise noted.

Certifications held by Anatek Labs ID: EPA:ID00013; AZ:0701; CO:ID00013; FL(NELAP):E87893; ID:ID00013; MT:CERT0028; NM: ID00013; OR:ID200001-002; WA:C595
Certifications held by Anatek Labs WA: EPA:WA00169; ID:WA00169; WA:C585; MT:Cert0095; FL(NELAP): E871099

Anatek Labs, Inc.

1282 Alturas Drive • Moscow, ID 83843 • (208) 883-2839 • Fax (208) 882-9246 • email moscow@anateklabs.com
504 E Sprague Ste. D • Spokane WA 99202 • (509) 838-3999 • Fax (509) 838-4433 • email spokane@anateklabs.com

Client: HALL ENVIRONMENTAL ANALYSIS LAB
Address: 4901 HAWKINS NE SUITE D
ALBUQUERQUE, NM 87109
Attn: ANDY FREEMAN

Batch #: 141029037
Project Name: 1410C38

Analytical Results Report

Quality Control Data

Lab Control Sample

Parameter	LCS Result	Units	LCS Spike	%Rec	AR %Rec	Prep Date	Analysis Date
Trichloroethene	10.2	ug/L	10	102.0	72-125	11/5/2014	11/5/2014
Toluene	10.3	ug/L	10	103.0	76-123	11/5/2014	11/5/2014
Tetrachloroethene	10.3	ug/L	10	103.0	64-132	11/5/2014	11/5/2014
o-Xylene	10.3	ug/L	10	103.0	83-117	11/5/2014	11/5/2014
Ethylbenzene	9.92	ug/L	10	99.2	84-115	11/5/2014	11/5/2014
Chlorobenzene	9.98	ug/L	10	99.8	85-115	11/5/2014	11/5/2014
Benzene	9.88	ug/L	10	98.8	75-125	11/5/2014	11/5/2014
1,1-Dichloroethene	9.48	ug/L	10	94.8	68-127	11/5/2014	11/5/2014

Matrix Spike

Sample Number	Parameter	Sample Result	MS Result	Units	MS Spike	%Rec	AR %Rec	Prep Date	Analysis Date
141030026-002	Trichloroethene	ND	10.5	ug/L	10	105.0	56-143	11/5/2014	11/5/2014
141030026-002	Toluene	ND	10.6	ug/L	10	106.0	66-136	11/5/2014	11/5/2014
141030026-002	Tetrachloroethene	ND	11.4	ug/L	10	114.0	64-132	11/5/2014	11/5/2014
141030026-002	o-Xylene	ND	10.2	ug/L	10	102.0	68-134	11/5/2014	11/5/2014
141030026-002	Ethylbenzene	ND	10.4	ug/L	10	104.0	70-137	11/5/2014	11/5/2014
141030026-002	Chlorobenzene	ND	10.6	ug/L	10	106.0	68-136	11/5/2014	11/5/2014
141030026-002	Benzene	ND	10.3	ug/L	10	103.0	63-139	11/5/2014	11/5/2014
141030026-002	1,1-Dichloroethene	ND	9.44	ug/L	10	94.4	59-144	11/5/2014	11/5/2014

Matrix Spike Duplicate

Parameter	MSD Result	Units	MSD Spike	%Rec	%RPD	AR %RPD	Prep Date	Analysis Date
Trichloroethene	10.2	ug/L	10	102.0	2.9	0-25	11/5/2014	11/5/2014
Toluene	10.2	ug/L	10	102.0	3.8	0-25	11/5/2014	11/5/2014
Tetrachloroethene	11.1	ug/L	10	111.0	2.7	0-25	11/5/2014	11/5/2014
o-Xylene	10.0	ug/L	10	100.0	2.0	0-25	11/5/2014	11/5/2014
Ethylbenzene	10.1	ug/L	10	101.0	2.9	0-25	11/5/2014	11/5/2014
Chlorobenzene	10.4	ug/L	10	104.0	1.9	0-25	11/5/2014	11/5/2014
Benzene	10.0	ug/L	10	100.0	3.0	0-25	11/5/2014	11/5/2014
1,1-Dichloroethene	9.22	ug/L	10	92.2	2.4	0-25	11/5/2014	11/5/2014

Comments:

Certifications held by Anatek Labs ID: EPA:ID00013; AZ:0701; CO:ID00013; FL(NELAP):E87893; ID:ID00013; MT:CERT0028; NM: ID00013; OR:ID200001-002; WA:C595
Certifications held by Anatek Labs WA: EPA:WA00169; ID:WA00169; WA:C585; MT:Cert0095; FL(NELAP): E871099

Anatek Labs, Inc.

1282 Alturas Drive • Moscow, ID 83843 • (208) 883-2839 • Fax (208) 882-9246 • email moscow@anateklabs.com
504 E Sprague Ste. D • Spokane WA 99202 • (509) 838-3999 • Fax (509) 838-4433 • email spokane@anateklabs.com

Client: HALL ENVIRONMENTAL ANALYSIS LAB
Address: 4901 HAWKINS NE SUITE D
ALBUQUERQUE, NM 87109
Attn: ANDY FREEMAN

Batch #: 141029037
Project Name: 1410C38

Analytical Results Report
Quality Control Data

Method Blank

Parameter	Result	Units	PQL	Prep Date	Analysis Date
1,1,1,2-Tetrachloroethane	ND	ug/L	0.5	11/5/2014	11/5/2014
1,1,1-Trichloroethane	ND	ug/L	0.5	11/5/2014	11/5/2014
1,1,2,2-Tetrachloroethane	ND	ug/L	0.5	11/5/2014	11/5/2014
1,1,2-Trichloroethane	ND	ug/L	0.5	11/5/2014	11/5/2014
1,1-Dichloroethane	ND	ug/L	0.5	11/5/2014	11/5/2014
1,1-Dichloroethene	ND	ug/L	0.5	11/5/2014	11/5/2014
1,2,3-Trichloropropane	ND	ug/L	0.5	11/5/2014	11/5/2014
1,2-Dibromo-3-chloropropane(DBCP)	ND	ug/L	0.5	11/5/2014	11/5/2014
1,2-Dibromoethane	ND	ug/L	0.5	11/5/2014	11/5/2014
1,2-Dichlorobenzene	ND	ug/L	0.5	11/5/2014	11/5/2014
1,2-Dichloroethane	ND	ug/L	0.5	11/5/2014	11/5/2014
1,2-Dichloropropane	ND	ug/L	0.5	11/5/2014	11/5/2014
1,3-Dichlorobenzene	ND	ug/L	0.5	11/5/2014	11/5/2014
1,4-Dichlorobenzene	ND	ug/L	0.5	11/5/2014	11/5/2014
2-hexanone	ND	ug/L	2.5	11/5/2014	11/5/2014
Acetone	ND	ug/L	2.5	11/5/2014	11/5/2014
Acrylonitrile	ND	ug/L	0.5	11/5/2014	11/5/2014
Benzene	ND	ug/L	0.5	11/5/2014	11/5/2014
Bromochloromethane	ND	ug/L	0.5	11/5/2014	11/5/2014
Bromodichloromethane	ND	ug/L	0.5	11/5/2014	11/5/2014
Bromoform	ND	ug/L	0.5	11/5/2014	11/5/2014
Bromomethane	ND	ug/L	0.5	11/5/2014	11/5/2014
Carbon disulfide	ND	ug/L	0.5	11/5/2014	11/5/2014
Carbon Tetrachloride	ND	ug/L	0.5	11/5/2014	11/5/2014
Chlorobenzene	ND	ug/L	0.5	11/5/2014	11/5/2014
Chloroethane	ND	ug/L	0.5	11/5/2014	11/5/2014
Chloroform	ND	ug/L	0.5	11/5/2014	11/5/2014
Chloromethane	ND	ug/L	0.5	11/5/2014	11/5/2014
cis-1,3-Dichloropropene	ND	ug/L	0.5	11/5/2014	11/5/2014
Dibromochloromethane	ND	ug/L	0.5	11/5/2014	11/5/2014
Dibromomethane	ND	ug/L	0.5	11/5/2014	11/5/2014
Dichlorodifluoromethane	ND	ug/L	0.5	11/5/2014	11/5/2014
Ethylbenzene	ND	ug/L	0.5	11/5/2014	11/5/2014
Hexachlorobutadiene	ND	ug/L	0.5	11/5/2014	11/5/2014
m+p-Xylene	ND	ug/L	0.5	11/5/2014	11/5/2014

Comments:

Certifications held by Anatek Labs ID: EPA:ID00013; AZ:0701; CO:ID00013; FL(NELAP):E87893; ID:ID00013; MT:CERT0028; NM: ID00013; OR:ID200001-002; WA:C595
Certifications held by Anatek Labs WA: EPA:WA00169; ID:WA00169; WA:C585; MT:Cert0095; FL(NELAP): E871099

Anatek Labs, Inc.

1282 Alturas Drive • Moscow, ID 83843 • (208) 883-2839 • Fax (208) 882-9246 • email moscow@anateklabs.com
504 E Sprague Ste. D • Spokane WA 99202 • (509) 838-3999 • Fax (509) 838-4433 • email spokane@anateklabs.com

Client: HALL ENVIRONMENTAL ANALYSIS LAB
Address: 4901 HAWKINS NE SUITE D
ALBUQUERQUE, NM 87109
Attn: ANDY FREEMAN

Batch #: 141029037
Project Name: 1410C38

Analytical Results Report

Quality Control Data

Method Blank

Parameter	Result	Units	PQL	Prep Date	Analysis Date
Methyl ethyl ketone (MEK)	ND	ug/L	2.5	11/5/2014	11/5/2014
Methyl isobutyl ketone (MIBK)	ND	ug/L	2.5	11/5/2014	11/5/2014
Methylene chloride	ND	ug/L	2.5	11/5/2014	11/5/2014
Naphthalene	ND	ug/L	0.5	11/5/2014	11/5/2014
o-Xylene	ND	ug/L	0.5	11/5/2014	11/5/2014
Styrene	ND	ug/L	0.5	11/5/2014	11/5/2014
Tetrachloroethene	ND	ug/L	0.5	11/5/2014	11/5/2014
Toluene	ND	ug/L	0.5	11/5/2014	11/5/2014
trans-1,2-Dichloroethene	ND	ug/L	0.5	11/5/2014	11/5/2014
trans-1,3-Dichloropropene	ND	ug/L	0.5	11/5/2014	11/5/2014
Trichloroethene	ND	ug/L	0.5	11/5/2014	11/5/2014
Trichloroflouromethane	ND	ug/L	0.5	11/5/2014	11/5/2014
Vinyl Chloride	ND	ug/L	0.5	11/5/2014	11/5/2014

AR Acceptable Range
ND Not Detected
PQL Practical Quantitation Limit
RPD Relative Percentage Difference

Comments:

Certifications held by Anatek Labs ID: EPA:ID00013; AZ:0701; CO:ID00013; FL(NELAP):E87893; ID:ID00013; MT:CERT0028; NM: ID00013; OR:ID200001-002; WA:C595
Certifications held by Anatek Labs WA: EPA:WA00169; ID:WA00169; WA:C585; MT:Cert0095; FL(NELAP): E871099

Anatek Labs, Inc.

1282 Alturas Drive • Moscow, ID 83843 • (208) 883-2839 • Fax (208) 882-9246 • email moscow@anateklabs.com
504 E Sprague Ste. D • Spokane WA 99202 • (509) 838-3999 • Fax (509) 838-4433 • email spokane@anateklabs.com

Client: HALL ENVIRONMENTAL ANALYSIS LAB
Address: 4901 HAWKINS NE SUITE D
ALBUQUERQUE, NM 87109
Attn: ANDY FREEMAN

Batch #: 141029037
Project Name: 1410C38

Analytical Results Report

Sample Number	141029037-003	**Sampling Date**	10/27/2014	**Date/Time Received**	10/29/2014 12:00 PM
Client Sample ID	1410C38-001G / PSMW-7R	**Sampling Time**	9:55 AM	**Extraction Date**	11/3/2014
Matrix	Water				
Comments					

Parameter	Result	Units	PQL	Analysis Date	Analyst	Method	Qualifier
1,2,4,5-Tetrachlorobenzene	ND	ug/L	10	11/7/2014	TGT	EPA 8270C	
1,2,4-Trichlorobenzene	ND	ug/L	10	11/7/2014	TGT	EPA 8270C	
1,2-Dichlorobenzene	ND	ug/L	10	11/7/2014	TGT	EPA 8270C	
1,3,5-TNB	ND	ug/L	10	11/7/2014	TGT	EPA 8270C	
1,3-Dichlorobenzene	ND	ug/L	10	11/7/2014	TGT	EPA 8270C	
1,3-DNB	ND	ug/L	10	11/7/2014	TGT	EPA 8270C	
1,4-Dichlorobenzene	ND	ug/L	10	11/7/2014	TGT	EPA 8270C	
1,4-Naphthoquinone	ND	ug/L	10	11/7/2014	TGT	EPA 8270C	
1-Naphthylamine	ND	ug/L	10	11/7/2014	TGT	EPA 8270C	
2,3,4,6-Tetrachlorophenol	ND	ug/L	10	11/7/2014	TGT	EPA 8270C	
2,3,5,6-Tetrachlorophenol	ND	ug/L	10	11/7/2014	TGT	EPA 8270C	
2,4,5-Trichlorophenol	ND	ug/L	10	11/7/2014	TGT	EPA 8270C	
2,4,6-Trichlorophenol	ND	ug/L	10	11/7/2014	TGT	EPA 8270C	
2,4-Dichlorophenol	ND	ug/L	10	11/7/2014	TGT	EPA 8270C	
2,4-Dimethylphenol	ND	ug/L	10	11/7/2014	TGT	EPA 8270C	
2,4-Dinitrophenol	ND	ug/L	10	11/7/2014	TGT	EPA 8270C	
2,4-Dinitrotoluene	ND	ug/L	10	11/7/2014	TGT	EPA 8270C	
2,6-Dichlorophenol	ND	ug/L	10	11/7/2014	TGT	EPA 8270C	
2,6-Dinitrotoluene	ND	ug/L	10	11/7/2014	TGT	EPA 8270C	
2-Acetylaminofluorene	ND	ug/L	10	11/7/2014	TGT	EPA 8270C	
2-Chloronaphthalene	ND	ug/L	10	11/7/2014	TGT	EPA 8270C	
2-Chlorophenol	ND	ug/L	10	11/7/2014	TGT	EPA 8270C	
2-Methylnaphthalene	ND	ug/L	10	11/7/2014	TGT	EPA 8270C	

Certifications held by Anatek Labs ID: EPA:ID00013; AZ:0701; CO:ID00013; FL(NELAP):E87893; ID:ID00013; MT:CERT0028; NM: ID00013; OR:ID200001-002; WA:C595
Certifications held by Anatek Labs WA: EPA:WA00169; ID:WA00169; WA:C585; MT:Cert0095; FL(NELAP): E871099

Anatek Labs, Inc.

1282 Alturas Drive • Moscow, ID 83843 • (208) 883-2839 • Fax (208) 882-9246 • email moscow@anateklabs.com
504 E Sprague Ste. D • Spokane WA 99202 • (509) 838-3999 • Fax (509) 838-4433 • email spokane@anateklabs.com

Client: HALL ENVIRONMENTAL ANALYSIS LAB
Address: 4901 HAWKINS NE SUITE D
ALBUQUERQUE, NM 87109
Attn: ANDY FREEMAN

Batch #: 141029037
Project Name: 1410C38

Analytical Results Report

Sample Number	141029037-003	**Sampling Date**	10/27/2014	**Date/Time Received**	10/29/2014 12:00 PM
Client Sample ID	1410C38-001G / PSMW-7R	**Sampling Time**	9:55 AM	**Extraction Date**	11/3/2014
Matrix	Water				
Comments					

Parameter	Result	Units	PQL	Analysis Date	Analyst	Method	Qualifier
2-Methylphenol	ND	ug/L	10	11/7/2014	TGT	EPA 8270C	
2-Naphthylamine	ND	ug/L	10	11/7/2014	TGT	EPA 8270C	
2-Nitroaniline	ND	ug/L	10	11/7/2014	TGT	EPA 8270C	
2-Nitrophenol	ND	ug/L	10	11/7/2014	TGT	EPA 8270C	
2-Picoline	ND	ug/L	10	11/7/2014	TGT	EPA 8270C	
3,3'-Dichlorobenzidine	ND	ug/L	10	11/7/2014	TGT	EPA 8270C	
3,3-Dimethylbenzidine	ND	ug/L	10	11/7/2014	TGT	EPA 8270C	
3+4-Methylphenol	ND	ug/L	10	11/7/2014	TGT	EPA 8270C	
3-Methylcholanthrene	ND	ug/L	10	11/7/2014	TGT	EPA 8270C	
3-Nitroaniline	ND	ug/L	10	11/7/2014	TGT	EPA 8270C	
4,6-Dinitro-2-methylphenol	ND	ug/L	10	11/7/2014	TGT	EPA 8270C	
4-Aminobiphenyl	ND	ug/L	10	11/7/2014	TGT	EPA 8270C	
4-Bromophenyl-phenylether	ND	ug/L	10	11/7/2014	TGT	EPA 8270C	
4-Chloro-3-methylphenol	ND	ug/L	5	11/7/2014	TGT	EPA 8270C	
4-Chloroaniline	ND	ug/L	10	11/7/2014	TGT	EPA 8270C	
4-Chlorophenyl-phenylether	ND	ug/L	10	11/7/2014	TGT	EPA 8270C	
4-Nitroaniline	ND	ug/L	10	11/7/2014	TGT	EPA 8270C	
4-Nitrophenol	ND	ug/L	10	11/7/2014	TGT	EPA 8270C	
4-Nitroquinoline-1-oxide	ND	ug/L	10	11/7/2014	TGT	EPA 8270C	
5-Nitro-o-toluidine	ND	ug/L	10	11/7/2014	TGT	EPA 8270C	
7,12-Dimethylbenz(a)anthracene	ND	ug/L	10	11/7/2014	TGT	EPA 8270C	
a,a-Dimethylphenethylamine	ND	ug/L	10	11/7/2014	TGT	EPA 8270C	
Acenaphthene	ND	ug/L	10	11/7/2014	TGT	EPA 8270C	
Acenaphthylene	ND	ug/L	10	11/7/2014	TGT	EPA 8270C	

Certifications held by Anatek Labs ID: EPA:ID00013; AZ:0701; CO:ID00013; FL(NELAP):E87893; ID:ID00013; MT:CERT0028; NM: ID00013; OR:ID200001-002; WA:C595
Certifications held by Anatek Labs WA: EPA:WA00169; ID:WA00169; WA:C585; MT:Cert0095; FL(NELAP): E871099

Anatek Labs, Inc.

1282 Alturas Drive • Moscow, ID 83843 • (208) 883-2839 • Fax (208) 882-9246 • email moscow@anateklabs.com
504 E Sprague Ste. D • Spokane WA 99202 • (509) 838-3999 • Fax (509) 838-4433 • email spokane@anateklabs.com

Client: HALL ENVIRONMENTAL ANALYSIS LAB
Address: 4901 HAWKINS NE SUITE D
ALBUQUERQUE, NM 87109
Attn: ANDY FREEMAN

Batch #: 141029037
Project Name: 1410C38

Analytical Results Report

Sample Number	141029037-003	**Sampling Date**	10/27/2014	**Date/Time Received**	10/29/2014 12:00 PM
Client Sample ID	1410C38-001G / PSMW-7R	**Sampling Time**	9:55 AM	**Extraction Date**	11/3/2014
Matrix	Water				
Comments					

Parameter	Result	Units	PQL	Analysis Date	Analyst	Method	Qualifier
Acetophenone	ND	ug/L	10	11/7/2014	TGT	EPA 8270C	
Aniline	ND	ug/L	10	11/7/2014	TGT	EPA 8270C	
Anthracene	ND	ug/L	10	11/7/2014	TGT	EPA 8270C	
Aramite	ND	ug/L	10	11/7/2014	TGT	EPA 8270C	
Benzo(ghi)perylene	ND	ug/L	10	11/7/2014	TGT	EPA 8270C	
Benzo[a]anthracene	ND	ug/L	0.1	11/7/2014	TGT	EPA 8270C	
Benzo[a]pyrene	ND	ug/L	0.1	11/7/2014	TGT	EPA 8270C	
Benzo[b]fluoranthene	ND	ug/L	0.1	11/7/2014	TGT	EPA 8270C	
Benzo[k]fluoranthene	ND	ug/L	0.1	11/7/2014	TGT	EPA 8270C	
Benzyl alcohol	ND	ug/L	10	11/7/2014	TGT	EPA 8270C	
bis(2-Chloroethoxy)methane	ND	ug/L	10	11/7/2014	TGT	EPA 8270C	
bis(2-Chloroethyl)ether	ND	ug/L	10	11/7/2014	TGT	EPA 8270C	
bis(2-chloroisopropyl)ether	ND	ug/L	10	11/7/2014	TGT	EPA 8270C	
bis(2-Ethylhexyl)phthalate	23.3	ug/L	5	11/7/2014	TGT	EPA 8270C	
Butylbenzylphthalate	ND	ug/L	10	11/7/2014	TGT	EPA 8270C	
Carbazole	ND	ug/L	10	11/7/2014	TGT	EPA 8270C	
Chlorobenzilate	ND	ug/L	10	11/7/2014	TGT	EPA 8270C	
Chrysene	ND	ug/L	0.1	11/7/2014	TGT	EPA 8270C	
Diallate	ND	ug/L	10	11/7/2014	TGT	EPA 8270C	
Dibenz[a,h]anthracene	ND	ug/L	0.1	11/7/2014	TGT	EPA 8270C	
Dibenzofuran	ND	ug/L	10	11/7/2014	TGT	EPA 8270C	
Diethylphthalate	ND	ug/L	10	11/7/2014	TGT	EPA 8270C	
Dimethoate	ND	ug/L	10	11/7/2014	TGT	EPA 8270C	
Dimethylphthalate	ND	ug/L	10	11/7/2014	TGT	EPA 8270C	

Certifications held by Anatek Labs ID: EPA:ID00013; AZ:0701; CO:ID00013; FL(NELAP):E87893; ID:ID00013; MT:CERT0028; NM: ID00013; OR:ID200001-002; WA:C595
Certifications held by Anatek Labs WA: EPA:WA00169; ID:WA00169; WA:C585; MT:Cert0095; FL(NELAP): E871099

Anatek Labs, Inc.

1282 Alturas Drive • Moscow, ID 83843 • (208) 883-2839 • Fax (208) 882-9246 • email moscow@anateklabs.com
504 E Sprague Ste. D • Spokane WA 99202 • (509) 838-3999 • Fax (509) 838-4433 • email spokane@anateklabs.com

Client: HALL ENVIRONMENTAL ANALYSIS LAB
Address: 4901 HAWKINS NE SUITE D
ALBUQUERQUE, NM 87109
Attn: ANDY FREEMAN

Batch #: 141029037
Project Name: 1410C38

Analytical Results Report

Sample Number	141029037-003	**Sampling Date**	10/27/2014	**Date/Time Received**	10/29/2014 12:00 PM
Client Sample ID	1410C38-001G / PSMW-7R	**Sampling Time**	9:55 AM	**Extraction Date**	11/3/2014
Matrix	Water				
Comments					

Parameter	Result	Units	PQL	Analysis Date	Analyst	Method	Qualifier
Di-n-butylphthalate	ND	ug/L	10	11/7/2014	TGT	EPA 8270C	
Di-n-octylphthalate	ND	ug/L	10	11/7/2014	TGT	EPA 8270C	
diphenylamine	ND	ug/L	10	11/7/2014	TGT	EPA 8270C	
Disulfoton	ND	ug/L	10	11/7/2014	TGT	EPA 8270C	
Ethyl methanesulfonate	ND	ug/L	10	11/7/2014	TGT	EPA 8270C	
Ethyl parathion	ND	ug/L	10	11/7/2014	TGT	EPA 8270C	
Fluoranthene	ND	ug/L	10	11/7/2014	TGT	EPA 8270C	
Fluorene	ND	ug/L	10	11/7/2014	TGT	EPA 8270C	
Hexachlorobenzene	ND	ug/L	1	11/7/2014	TGT	EPA 8270C	
Hexachlorobutadiene	ND	ug/L	10	11/7/2014	TGT	EPA 8270C	
Hexachlorocyclopentadiene	ND	ug/L	10	11/7/2014	TGT	EPA 8270C	
Hexachloroethane	ND	ug/L	10	11/7/2014	TGT	EPA 8270C	
Hexachloropropene	ND	ug/L	10	11/7/2014	TGT	EPA 8270C	
Hexachorophene	ND	ug/L	10	11/7/2014	TGT	EPA 8270C	
Indeno[1,2,3-cd]pyrene	ND	ug/L	0.1	11/7/2014	TGT	EPA 8270C	
Isodrin	ND	ug/L	10	11/7/2014	TGT	EPA 8270C	
Isophorone	ND	ug/L	10	11/7/2014	TGT	EPA 8270C	
Isosafrole	ND	ug/L	10	11/7/2014	TGT	EPA 8270C	
Kepone	ND	ug/L	10	11/7/2014	TGT	EPA 8270C	
Methapyrilene	ND	ug/L	10	11/7/2014	TGT	EPA 8270C	
Methyl methanesulfonate	ND	ug/L	10	11/7/2014	TGT	EPA 8270C	
Methyl parathion	ND	ug/L	10	11/7/2014	TGT	EPA 8270C	
Naphthalene	ND	ug/L	10	11/7/2014	TGT	EPA 8270C	
Nitrobenzene	ND	ug/L	10	11/7/2014	TGT	EPA 8270C	

Certifications held by Anatek Labs ID: EPA:ID00013; AZ:0701; CO:ID00013; FL(NELAP):E87893; ID:ID00013; MT:CERT0028; NM: ID00013; OR:ID200001-002; WA:C595
Certifications held by Anatek Labs WA: EPA:WA00169; ID:WA00169; WA:C585; MT:Cert0095; FL(NELAP): E871099

Anatek Labs, Inc.

1282 Alturas Drive • Moscow, ID 83843 • (208) 883-2839 • Fax (208) 882-9246 • email moscow@anateklabs.com
504 E Sprague Ste. D • Spokane WA 99202 • (509) 838-3999 • Fax (509) 838-4433 • email spokane@anateklabs.com

Client: HALL ENVIRONMENTAL ANALYSIS LAB
Address: 4901 HAWKINS NE SUITE D
ALBUQUERQUE, NM 87109
Attn: ANDY FREEMAN

Batch #: 141029037
Project Name: 1410C38

Analytical Results Report

Sample Number	141029037-003	**Sampling Date**	10/27/2014	**Date/Time Received**	10/29/2014 12:00 PM
Client Sample ID	1410C38-001G / PSMW-7R	**Sampling Time**	9:55 AM	**Extraction Date**	11/3/2014
Matrix	Water				
Comments					

Parameter	Result	Units	PQL	Analysis Date	Analyst	Method	Qualifier
Nitrosodimethylamine	ND	ug/L	10	11/7/2014	TGT	EPA 8270C	
n-nitrosodibutylamine	ND	ug/L	10	11/7/2014	TGT	EPA 8270C	
n-Nitrosodiethylamine	ND	ug/L	10	11/7/2014	TGT	EPA 8270C	
n-Nitroso-di-n-propylamine	ND	ug/L	10	11/7/2014	TGT	EPA 8270C	
n-Nitrosodiphenylamine	ND	ug/L	2	11/7/2014	TGT	EPA 8270C	
n-Nitrosomethylethylamine	ND	ug/L	2	11/7/2014	TGT	EPA 8270C	
n-Nitrosomorpholine	ND	ug/L	10	11/7/2014	TGT	EPA 8270C	
n-Nitrosopiperadine	ND	ug/L	10	11/7/2014	TGT	EPA 8270C	
n-Nitrosopyrrolidine	ND	ug/L	10	11/7/2014	TGT	EPA 8270C	
o,o,o-Triethyl phosphorothioate	ND	ug/L	10	11/7/2014	TGT	EPA 8270C	
o-Toluidine	ND	ug/L	2	11/7/2014	TGT	EPA 8270C	
p-(Dimethylamino)azobenzene	ND	ug/L	10	11/7/2014	TGT	EPA 8270C	
Pentachlorobenzene	ND	ug/L	10	11/7/2014	TGT	EPA 8270C	
Pentachloroethane	ND	ug/L	10	11/7/2014	TGT	EPA 8270C	
Pentachloronitrobenzene	ND	ug/L	10	11/7/2014	TGT	EPA 8270C	
Pentachlorophenol	ND	ug/L	10	11/7/2014	TGT	EPA 8270C	
Phenacetin	ND	ug/L	10	11/7/2014	TGT	EPA 8270C	
Phenanthrene	ND	ug/L	10	11/7/2014	TGT	EPA 8270C	
Phenol	ND	ug/L	5	11/7/2014	TGT	EPA 8270C	
Phorate	ND	ug/L	10	11/7/2014	TGT	EPA 8270C	
p-Phenylenediamine	ND	ug/L	10	11/7/2014	TGT	EPA 8270C	
Pronamide	ND	ug/L	10	11/7/2014	TGT	EPA 8270C	
Pyrene	ND	ug/L	10	11/7/2014	TGT	EPA 8270C	
Pyridine	ND	ug/L	10	11/7/2014	TGT	EPA 8270C	

Certifications held by Anatek Labs ID: EPA:ID00013; AZ:0701; CO:ID00013; FL(NELAP):E87893; ID:ID00013; MT:CERT0028; NM: ID00013; OR:ID200001-002; WA:C595
Certifications held by Anatek Labs WA: EPA:WA00169; ID:WA00169; WA:C585; MT:Cert0095; FL(NELAP): E871099

Anatek Labs, Inc.

1282 Alturas Drive • Moscow, ID 83843 • (208) 883-2839 • Fax (208) 882-9246 • email moscow@anateklabs.com
504 E Sprague Ste. D • Spokane WA 99202 • (509) 838-3999 • Fax (509) 838-4433 • email spokane@anateklabs.com

Client:	HALL ENVIRONMENTAL ANALYSIS LAB	**Batch #:**	141029037
Address:	4901 HAWKINS NE SUITE D ALBUQUERQUE, NM 87109	**Project Name:**	1410C38
Attn:	ANDY FREEMAN		

Analytical Results Report

Sample Number	141029037-003	**Sampling Date**	10/27/2014	**Date/Time Received**	10/29/2014 12:00 PM
Client Sample ID	1410C38-001G / PSMW-7R	**Sampling Time**	9:55 AM	**Extraction Date**	11/3/2014
Matrix	Water				
Comments					

Parameter	Result	Units	PQL	Analysis Date	Analyst	Method	Qualifier
Safrole	ND	ug/L	10	11/7/2014	TGT	EPA 8270C	
Sulfotep	ND	ug/L	10	11/7/2014	TGT	EPA 8270C	
Thionazin	ND	ug/L	10	11/7/2014	TGT	EPA 8270C	
1,4-Dioxane	ND	ug/L	5	11/7/2014	TGT	EPA 8270C	
Famphur	ND	ug/L	5	11/7/2014	TGT	EPA 8270C	

Surrogate Data

Sample Number 141029037-003

Surrogate Standard	Method	Percent Recovery	Control Limits
2,4,6-Tribromophenol	EPA 8270C	105.0	10-123
2-Fluorobiphenyl	EPA 8270C	88.4	19-130
2-Fluorophenol	EPA 8270C	74.8	21-110
Nitrobenzene-d5	EPA 8270C	93.2	25-130
Phenol-d5	EPA 8270C	86.2	10-125
Terphenyl-d14	EPA 8270C	84.0	33-141

Certifications held by Anatek Labs ID: EPA:ID00013; AZ:0701; CO:ID00013; FL(NELAP):E87893; ID:ID00013; MT:CERT0028; NM: ID00013; OR:ID200001-002; WA:C595
Certifications held by Anatek Labs WA: EPA:WA00169; ID:WA00169; WA:C585; MT:Cert0095; FL(NELAP): E871099

Anatek Labs, Inc.

1282 Alturas Drive • Moscow, ID 83843 • (208) 883-2839 • Fax (208) 882-9246 • email moscow@anateklabs.com
504 E Sprague Ste. D • Spokane WA 99202 • (509) 838-3999 • Fax (509) 838-4433 • email spokane@anateklabs.com

Client: HALL ENVIRONMENTAL ANALYSIS LAB
Address: 4901 HAWKINS NE SUITE D
ALBUQUERQUE, NM 87109
Attn: ANDY FREEMAN

Batch #: 141029037
Project Name: 1410C38

Analytical Results Report

Sample Number	141029037-008	**Sampling Date**	10/27/2014	**Date/Time Received**	10/29/2014 12:00 PM
Client Sample ID	1410C38-002G / PSMW-1R	**Sampling Time**	1:10 PM	**Extraction Date**	11/3/2014
Matrix	Water				
Comments					

Parameter	Result	Units	PQL	Analysis Date	Analyst	Method	Qualifier
1,2,4,5-Tetrachlorobenzene	ND	ug/L	10	11/7/2014	TGT	EPA 8270C	
1,2,4-Trichlorobenzene	ND	ug/L	10	11/7/2014	TGT	EPA 8270C	
1,2-Dichlorobenzene	ND	ug/L	10	11/7/2014	TGT	EPA 8270C	
1,3,5-TNB	ND	ug/L	10	11/7/2014	TGT	EPA 8270C	
1,3-Dichlorobenzene	ND	ug/L	10	11/7/2014	TGT	EPA 8270C	
1,3-DNB	ND	ug/L	10	11/7/2014	TGT	EPA 8270C	
1,4-Dichlorobenzene	ND	ug/L	10	11/7/2014	TGT	EPA 8270C	
1,4-Naphthoquinone	ND	ug/L	10	11/7/2014	TGT	EPA 8270C	
1-Naphthylamine	ND	ug/L	10	11/7/2014	TGT	EPA 8270C	
2,3,4,6-Tetrachlorophenol	ND	ug/L	10	11/7/2014	TGT	EPA 8270C	
2,3,5,6-Tetrachlorophenol	ND	ug/L	10	11/7/2014	TGT	EPA 8270C	
2,4,5-Trichlorophenol	ND	ug/L	10	11/7/2014	TGT	EPA 8270C	
2,4,6-Trichlorophenol	ND	ug/L	10	11/7/2014	TGT	EPA 8270C	
2,4-Dichlorophenol	ND	ug/L	10	11/7/2014	TGT	EPA 8270C	
2,4-Dimethylphenol	ND	ug/L	10	11/7/2014	TGT	EPA 8270C	
2,4-Dinitrophenol	ND	ug/L	10	11/7/2014	TGT	EPA 8270C	
2,4-Dinitrotoluene	ND	ug/L	10	11/7/2014	TGT	EPA 8270C	
2,6-Dichlorophenol	ND	ug/L	10	11/7/2014	TGT	EPA 8270C	
2,6-Dinitrotoluene	ND	ug/L	10	11/7/2014	TGT	EPA 8270C	
2-Acetylaminofluorene	ND	ug/L	10	11/7/2014	TGT	EPA 8270C	
2-Chloronaphthalene	ND	ug/L	10	11/7/2014	TGT	EPA 8270C	
2-Chlorophenol	ND	ug/L	10	11/7/2014	TGT	EPA 8270C	
2-Methylnaphthalene	ND	ug/L	10	11/7/2014	TGT	EPA 8270C	
2-Methylphenol	ND	ug/L	10	11/7/2014	TGT	EPA 8270C	

Certifications held by Anatek Labs ID: EPA:ID00013; AZ:0701; CO:ID00013; FL(NELAP):E87893; ID:ID00013; MT:CERT0028; NM: ID00013; OR:ID200001-002; WA:C595
Certifications held by Anatek Labs WA: EPA:WA00169; ID:WA00169; WA:C585; MT:Cert0095; FL(NELAP): E871099

Anatek Labs, Inc.

1282 Alturas Drive • Moscow, ID 83843 • (208) 883-2839 • Fax (208) 882-9246 • email moscow@anateklabs.com
504 E Sprague Ste. D • Spokane WA 99202 • (509) 838-3999 • Fax (509) 838-4433 • email spokane@anateklabs.com

Client: HALL ENVIRONMENTAL ANALYSIS LAB
Address: 4901 HAWKINS NE SUITE D
ALBUQUERQUE, NM 87109
Attn: ANDY FREEMAN

Batch #: 141029037
Project Name: 1410C38

Analytical Results Report

Sample Number	141029037-008	**Sampling Date**	10/27/2014	**Date/Time Received**	10/29/2014 12:00 PM
Client Sample ID	1410C38-002G / PSMW-1R	**Sampling Time**	1:10 PM	**Extraction Date**	11/3/2014
Matrix	Water				
Comments					

Parameter	Result	Units	PQL	Analysis Date	Analyst	Method	Qualifier
2-Naphthylamine	ND	ug/L	10	11/7/2014	TGT	EPA 8270C	
2-Nitroaniline	ND	ug/L	10	11/7/2014	TGT	EPA 8270C	
2-Nitrophenol	ND	ug/L	10	11/7/2014	TGT	EPA 8270C	
2-Picoline	ND	ug/L	10	11/7/2014	TGT	EPA 8270C	
3,3'-Dichlorobenzidine	ND	ug/L	10	11/7/2014	TGT	EPA 8270C	
3,3-Dimethylbenzidine	ND	ug/L	10	11/7/2014	TGT	EPA 8270C	
3+4-Methylphenol	ND	ug/L	10	11/7/2014	TGT	EPA 8270C	
3-Methylcholanthrene	ND	ug/L	10	11/7/2014	TGT	EPA 8270C	
3-Nitroaniline	ND	ug/L	10	11/7/2014	TGT	EPA 8270C	
4,6-Dinitro-2-methylphenol	ND	ug/L	10	11/7/2014	TGT	EPA 8270C	
4-Aminobiphenyl	ND	ug/L	10	11/7/2014	TGT	EPA 8270C	
4-Bromophenyl-phenylether	ND	ug/L	10	11/7/2014	TGT	EPA 8270C	
4-Chloro-3-methylphenol	ND	ug/L	5	11/7/2014	TGT	EPA 8270C	
4-Chloroaniline	ND	ug/L	10	11/7/2014	TGT	EPA 8270C	
4-Chlorophenyl-phenylether	ND	ug/L	10	11/7/2014	TGT	EPA 8270C	
4-Nitroaniline	ND	ug/L	10	11/7/2014	TGT	EPA 8270C	
4-Nitrophenol	ND	ug/L	10	11/7/2014	TGT	EPA 8270C	
4-Nitroquinoline-1-oxide	ND	ug/L	10	11/7/2014	TGT	EPA 8270C	
5-Nitro-o-toluidine	ND	ug/L	10	11/7/2014	TGT	EPA 8270C	
7,12-Dimethylbenz(a)anthracene	ND	ug/L	10	11/7/2014	TGT	EPA 8270C	
a,a-Dimethylphenethylamine	ND	ug/L	10	11/7/2014	TGT	EPA 8270C	
Acenaphthene	ND	ug/L	10	11/7/2014	TGT	EPA 8270C	
Acenaphthylene	ND	ug/L	10	11/7/2014	TGT	EPA 8270C	
Acetophenone	ND	ug/L	10	11/7/2014	TGT	EPA 8270C	

Anatek Labs, Inc.

1282 Alturas Drive • Moscow, ID 83843 • (208) 883-2839 • Fax (208) 882-9246 • email moscow@anateklabs.com
504 E Sprague Ste. D • Spokane WA 99202 • (509) 838-3999 • Fax (509) 838-4433 • email spokane@anateklabs.com

Client: HALL ENVIRONMENTAL ANALYSIS LAB
Address: 4901 HAWKINS NE SUITE D
ALBUQUERQUE, NM 87109
Attn: ANDY FREEMAN

Batch #: 141029037
Project Name: 1410C38

Analytical Results Report

Sample Number	141029037-008	**Sampling Date**	10/27/2014	**Date/Time Received**	10/29/2014 12:00 PM
Client Sample ID	1410C38-002G / PSMW-1R	**Sampling Time**	1:10 PM	**Extraction Date**	11/3/2014
Matrix	Water				
Comments					

Parameter	Result	Units	PQL	Analysis Date	Analyst	Method	Qualifier
Aniline	ND	ug/L	10	11/7/2014	TGT	EPA 8270C	
Anthracene	ND	ug/L	10	11/7/2014	TGT	EPA 8270C	
Aramite	ND	ug/L	10	11/7/2014	TGT	EPA 8270C	
Benzo(ghi)perylene	ND	ug/L	10	11/7/2014	TGT	EPA 8270C	
Benzo[a]anthracene	ND	ug/L	0.1	11/7/2014	TGT	EPA 8270C	
Benzo[a]pyrene	ND	ug/L	0.1	11/7/2014	TGT	EPA 8270C	
Benzo[b]fluoranthene	ND	ug/L	0.1	11/7/2014	TGT	EPA 8270C	
Benzo[k]fluoranthene	ND	ug/L	0.1	11/7/2014	TGT	EPA 8270C	
Benzyl alcohol	ND	ug/L	10	11/7/2014	TGT	EPA 8270C	
bis(2-Chloroethoxy)methane	ND	ug/L	10	11/7/2014	TGT	EPA 8270C	
bis(2-Chloroethyl)ether	ND	ug/L	10	11/7/2014	TGT	EPA 8270C	
bis(2-chloroisopropyl)ether	ND	ug/L	10	11/7/2014	TGT	EPA 8270C	
bis(2-Ethylhexyl)phthalate	ND	ug/L	5	11/7/2014	TGT	EPA 8270C	
Butylbenzylphthalate	ND	ug/L	10	11/7/2014	TGT	EPA 8270C	
Carbazole	ND	ug/L	10	11/7/2014	TGT	EPA 8270C	
Chlorobenzilate	ND	ug/L	10	11/7/2014	TGT	EPA 8270C	
Chrysene	ND	ug/L	0.1	11/7/2014	TGT	EPA 8270C	
Diallate	ND	ug/L	10	11/7/2014	TGT	EPA 8270C	
Dibenz[a,h]anthracene	ND	ug/L	0.1	11/7/2014	TGT	EPA 8270C	
Dibenzofuran	ND	ug/L	10	11/7/2014	TGT	EPA 8270C	
Diethylphthalate	ND	ug/L	10	11/7/2014	TGT	EPA 8270C	
Dimethoate	ND	ug/L	10	11/7/2014	TGT	EPA 8270C	
Dimethylphthalate	ND	ug/L	10	11/7/2014	TGT	EPA 8270C	
Di-n-butylphthalate	ND	ug/L	10	11/7/2014	TGT	EPA 8270C	

Certifications held by Anatek Labs ID: EPA:ID00013; AZ:0701; CO:ID00013; FL(NELAP):E87893; ID:ID00013; MT:CERT0028; NM: ID00013; OR:ID200001-002; WA:C595
Certifications held by Anatek Labs WA: EPA:WA00169; ID:WA00169; WA:C586; MT:Cert0095; FL(NELAP): E871099

Anatek Labs, Inc.

1282 Alturas Drive • Moscow, ID 83843 • (208) 883-2839 • Fax (208) 882-9246 • email moscow@anateklabs.com
504 E Sprague Ste. D • Spokane WA 99202 • (509) 838-3999 • Fax (509) 838-4433 • email spokane@anateklabs.com

Client: HALL ENVIRONMENTAL ANALYSIS LAB
Address: 4901 HAWKINS NE SUITE D
ALBUQUERQUE, NM 87109
Attn: ANDY FREEMAN

Batch #: 141029037
Project Name: 1410C38

Analytical Results Report

Sample Number	141029037-008	**Sampling Date**	10/27/2014	**Date/Time Received**	10/29/2014 12:00 PM
Client Sample ID	1410C38-002G / PSMW-1R	**Sampling Time**	1:10 PM	**Extraction Date**	11/3/2014
Matrix	Water				
Comments					

Parameter	Result	Units	PQL	Analysis Date	Analyst	Method	Qualifier
Di-n-octylphthalate	ND	ug/L	10	11/7/2014	TGT	EPA 8270C	
diphenylamine	ND	ug/L	10	11/7/2014	TGT	EPA 8270C	
Disulfoton	ND	ug/L	10	11/7/2014	TGT	EPA 8270C	
Ethyl methanesulfonate	ND	ug/L	10	11/7/2014	TGT	EPA 8270C	
Ethyl parathion	ND	ug/L	10	11/7/2014	TGT	EPA 8270C	
Fluoranthene	ND	ug/L	10	11/7/2014	TGT	EPA 8270C	
Fluorene	ND	ug/L	10	11/7/2014	TGT	EPA 8270C	
Hexachlorobenzene	ND	ug/L	1	11/7/2014	TGT	EPA 8270C	
Hexachlorobutadiene	ND	ug/L	10	11/7/2014	TGT	EPA 8270C	
Hexachlorocyclopentadiene	ND	ug/L	10	11/7/2014	TGT	EPA 8270C	
Hexachloroethane	ND	ug/L	10	11/7/2014	TGT	EPA 8270C	
Hexachloropropene	ND	ug/L	10	11/7/2014	TGT	EPA 8270C	
Hexachorophene	ND	ug/L	10	11/7/2014	TGT	EPA 8270C	
Indeno[1,2,3-cd]pyrene	ND	ug/L	0.1	11/7/2014	TGT	EPA 8270C	
Isodrin	ND	ug/L	10	11/7/2014	TGT	EPA 8270C	
Isophorone	ND	ug/L	10	11/7/2014	TGT	EPA 8270C	
Isosafrole	ND	ug/L	10	11/7/2014	TGT	EPA 8270C	
Kepone	ND	ug/L	10	11/7/2014	TGT	EPA 8270C	
Methapyrilene	ND	ug/L	10	11/7/2014	TGT	EPA 8270C	
Methyl methanesulfonate	ND	ug/L	10	11/7/2014	TGT	EPA 8270C	
Methyl parathion	ND	ug/L	10	11/7/2014	TGT	EPA 8270C	
Naphthalene	ND	ug/L	10	11/7/2014	TGT	EPA 8270C	
Nitrobenzene	ND	ug/L	10	11/7/2014	TGT	EPA 8270C	
Nitrosodimethylamine	ND	ug/L	10	11/7/2014	TGT	EPA 8270C	

Certifications held by Anatek Labs ID: EPA:ID00013; AZ:0701; CO:ID00013; FL(NELAP):E87893; ID:ID00013; MT:CERT0028; NM: ID00013; OR:ID200001-002; WA:C595
Certifications held by Anatek Labs WA: EPA:WA00169; ID:WA00169; WA:C585; MT:Cert0095; FL(NELAP): E871099

Anatek Labs, Inc.

1282 Alturas Drive • Moscow, ID 83843 • (208) 883-2839 • Fax (208) 882-9246 • email moscow@anateklabs.com
504 E Sprague Ste. D • Spokane WA 99202 • (509) 838-3999 • Fax (509) 838-4433 • email spokane@anateklabs.com

Client: HALL ENVIRONMENTAL ANALYSIS LAB
Address: 4901 HAWKINS NE SUITE D
ALBUQUERQUE, NM 87109
Attn: ANDY FREEMAN

Batch #: 141029037
Project Name: 1410C38

Analytical Results Report

Sample Number	141029037-008	**Sampling Date**	10/27/2014	**Date/Time Received**	10/29/2014 12:00 PM
Client Sample ID	1410C38-002G / PSMW-1R	**Sampling Time**	1:10 PM	**Extraction Date**	11/3/2014
Matrix	Water				
Comments					

Parameter	Result	Units	PQL	Analysis Date	Analyst	Method	Qualifier
n-nitrosodibutylamine	ND	ug/L	10	11/7/2014	TGT	EPA 8270C	
n-Nitrosodiethylamine	ND	ug/L	10	11/7/2014	TGT	EPA 8270C	
n-Nitroso-di-n-propylamine	ND	ug/L	10	11/7/2014	TGT	EPA 8270C	
n-Nitrosodiphenylamine	ND	ug/L	2	11/7/2014	TGT	EPA 8270C	
n-Nitrosomethylethylamine	ND	ug/L	2	11/7/2014	TGT	EPA 8270C	
n-Nitrosomorpholine	ND	ug/L	10	11/7/2014	TGT	EPA 8270C	
n-Nitrosopiperadine	ND	ug/L	10	11/7/2014	TGT	EPA 8270C	
n-Nitrosopyrrolidine	ND	ug/L	10	11/7/2014	TGT	EPA 8270C	
o,o,o-Triethyl phosphorothioate	ND	ug/L	10	11/7/2014	TGT	EPA 8270C	
o-Toluidine	ND	ug/L	2	11/7/2014	TGT	EPA 8270C	
p-(Dimethylamino)azobenzene	ND	ug/L	10	11/7/2014	TGT	EPA 8270C	
Pentachlorobenzene	ND	ug/L	10	11/7/2014	TGT	EPA 8270C	
Pentachloroethane	ND	ug/L	10	11/7/2014	TGT	EPA 8270C	
Pentachloronitrobenzene	ND	ug/L	10	11/7/2014	TGT	EPA 8270C	
Pentachlorophenol	ND	ug/L	10	11/7/2014	TGT	EPA 8270C	
Phenacetin	ND	ug/L	10	11/7/2014	TGT	EPA 8270C	
Phenanthrene	ND	ug/L	10	11/7/2014	TGT	EPA 8270C	
Phenol	ND	ug/L	5	11/7/2014	TGT	EPA 8270C	
Phorate	ND	ug/L	10	11/7/2014	TGT	EPA 8270C	
p-Phenylenediamine	ND	ug/L	10	11/7/2014	TGT	EPA 8270C	
Pronamide	ND	ug/L	10	11/7/2014	TGT	EPA 8270C	
Pyrene	ND	ug/L	10	11/7/2014	TGT	EPA 8270C	
Pyridine	ND	ug/L	10	11/7/2014	TGT	EPA 8270C	
Safrole	ND	ug/L	10	11/7/2014	TGT	EPA 8270C	

Certifications held by Anatek Labs ID: EPA:ID00013; AZ:0701; CO:ID00013; FL(NELAP):E87893; ID:ID00013; MT:CERT0026; NM: ID00013; OR:ID200001-002; WA:C595
Certifications held by Anatek Labs WA: EPA:WA00169; ID:WA00169; WA:C585; MT:Cert0095; FL(NELAP): E871099

Anatek Labs, Inc.

1282 Alturas Drive • Moscow, ID 83843 • (208) 883-2839 • Fax (208) 882-9246 • email moscow@anateklabs.com
504 E Sprague Ste. D • Spokane WA 99202 • (509) 838-3999 • Fax (509) 838-4433 • email spokane@anateklabs.com

Client:	HALL ENVIRONMENTAL ANALYSIS LAB	**Batch #:**	141029037
Address:	4901 HAWKINS NE SUITE D ALBUQUERQUE, NM 87109	**Project Name:**	1410C38
Attn:	ANDY FREEMAN		

Analytical Results Report

Sample Number	141029037-008	**Sampling Date**	10/27/2014	**Date/Time Received**	10/29/2014 12:00 PM
Client Sample ID	1410C38-002G / PSMW-1R	**Sampling Time**	1:10 PM	**Extraction Date**	11/3/2014
Matrix	Water				
Comments					

Parameter	Result	Units	PQL	Analysis Date	Analyst	Method	Qualifier
Sulfotep	ND	ug/L	10	11/7/2014	TGT	EPA 8270C	
Thionazin	ND	ug/L	10	11/7/2014	TGT	EPA 8270C	
1,4-Dioxane	ND	ug/L	5	11/7/2014	TGT	EPA 8270C	
Famphur	ND	ug/L	5	11/7/2014	TGT	EPA 8270C	

Surrogate Data

Sample Number 141029037-008

Surrogate Standard	Method	Percent Recovery	Control Limits
2,4,6-Tribromophenol	EPA 8270C	108.0	10-123
2-Fluorobiphenyl	EPA 8270C	81.6	19-130
2-Fluorophenol	EPA 8270C	70.8	21-110
Nitrobenzene-d5	EPA 8270C	83.6	25-130
Phenol-d5	EPA 8270C	81.8	10-125
Terphenyl-d14	EPA 8270C	80.8	33-141

Authorized Signature

John Coddington, Lab Manager

MCL EPA's Maximum Contaminant Level
ND Not Detected
PQL Practical Quantitation Limit

This report shall not be reproduced except in full, without the written approval of the laboratory.
The results reported relate only to the samples indicated.
Soil/solid results are reported on a dry-weight basis unless otherwise noted.

Anatek Labs, Inc.

1282 Alturas Drive • Moscow, ID 83843 • (208) 883-2839 • Fax (208) 882-9246 • email moscow@anateklabs.com
504 E Sprague Ste. D • Spokane WA 99202 • (509) 838-3999 • Fax (509) 838-4433 • email spokane@anateklabs.com

Client: HALL ENVIRONMENTAL ANALYSIS LAB
Address: 4901 HAWKINS NE SUITE D
ALBUQUERQUE, NM 87109
Attn: ANDY FREEMAN

Batch #: 141029037
Project Name: 1410C38

Analytical Results Report

Quality Control Data

Lab Control Sample

Parameter	LCS Result	Units	LCS Spike	%Rec	AR %Rec	Prep Date	Analysis Date
Pyrene	5.24	ug/L	5	104.8	45-138	11/3/2014	11/7/2014
Phenol	4.22	ug/L	5	84.4	45-134	11/3/2014	11/7/2014
Pentachlorophenol	4.05	ug/L	5	81.0	22-138	11/3/2014	11/7/2014
n-Nitroso-di-n-propylamine	5.34	ug/L	5	106.8	46-135	11/3/2014	11/7/2014
bis(2-Ethylhexyl)phthalate	5.54	ug/L	5	110.8	43-142	11/3/2014	11/7/2014
Acenaphthene	5.15	ug/L	5	103.0	36-122	11/3/2014	11/7/2014
4-Nitrophenol	4.20	ug/L	5	84.0	19-137	11/3/2014	11/7/2014
4-Chloro-3-methylphenol	5.39	ug/L	5	107.8	42-139	11/3/2014	11/7/2014
2-Chlorophenol	4.71	ug/L	5	94.2	50-131	11/3/2014	11/7/2014
2,4-Dinitrotoluene	5.20	ug/L	5	104.0	49-134	11/3/2014	11/7/2014
1,4-Dichlorobenzene	3.74	ug/L	5	74.8	28-108	11/3/2014	11/7/2014
1,2,4-Trichlorobenzene	3.82	ug/L	5	76.4	33-109	11/3/2014	11/7/2014

Matrix Spike

Sample Number	Parameter	Sample Result	MS Result	Units	MS Spike	%Rec	AR %Rec	Prep Date	Analysis Date
141030026-008	Pyrene	ND	4.90	ug/L	5	98.0	45-138	11/3/2014	11/7/2014
141030026-008	Phenol	ND	4.04	ug/L	5	80.8	45-134	11/3/2014	11/7/2014
141030026-008	Pentachlorophenol	ND	4.65	ug/L	5	93.0	22-138	11/3/2014	11/7/2014
141030026-008	n-Nitroso-di-n-propylamine	ND	5.14	ug/L	5	102.8	46-135	11/3/2014	11/7/2014
141030026-008	bis(2-Ethylhexyl)phthalate	ND	10.3	ug/L	5	206.0	43-142	11/3/2014	11/7/2014
141030026-008	Acenaphthene	ND	4.97	ug/L	5	99.4	36-122	11/3/2014	11/7/2014
141030026-008	4-Nitrophenol	ND	3.99	ug/L	5	79.8	19-137	11/3/2014	11/7/2014
141030026-008	4-Chloro-3-methylphenol	ND	5.22	ug/L	5	104.4	42-139	11/3/2014	11/7/2014
141030026-008	2-Chlorophenol	ND	4.60	ug/L	5	92.0	50-131	11/3/2014	11/7/2014
141030026-008	2,4-Dinitrotoluene	ND	5.02	ug/L	5	100.4	49-134	11/3/2014	11/7/2014
141030026-008	1,4-Dichlorobenzene	ND	3.55	ug/L	5	71.0	28-108	11/3/2014	11/7/2014
141030026-008	1,2,4-Trichlorobenzene	ND	3.68	ug/L	5	73.6	33-109	11/3/2014	11/7/2014

Method Blank

Parameter	Result	Units	PQL	Prep Date	Analysis Date
1,2,4,5-Tetrachlorobenzene	ND	ug/L	10	11/3/2014	11/7/2014
1,2,4-Trichlorobenzene	ND	ug/L	10	11/3/2014	11/7/2014

Comments:

Certifications held by Anatek Labs ID: EPA:ID00013; AZ:0701; CO:ID00013; FL(NELAP):E87893; ID:ID00013; MT:CERT0028; NM: ID00013; OR:ID200001-002; WA:C595
Certifications held by Anatek Labs WA: EPA:WA00169; ID:WA00169; WA:C585; MT:Cert0095; FL(NELAP): E871099

Anatek Labs, Inc.

1282 Alturas Drive • Moscow, ID 83843 • (208) 883-2839 • Fax (208) 882-9246 • email moscow@anateklabs.com
504 E Sprague Ste. D • Spokane WA 99202 • (509) 838-3999 • Fax (509) 838-4433 • email spokane@anateklabs.com

Client: HALL ENVIRONMENTAL ANALYSIS LAB
Address: 4901 HAWKINS NE SUITE D
ALBUQUERQUE, NM 87109
Attn: ANDY FREEMAN

Batch #: 141029037
Project Name: 1410C38

Analytical Results Report

Quality Control Data

Method Blank

Parameter	Result	Units	PQL	Prep Date	Analysis Date
1,2-Dichlorobenzene	ND	ug/L	10	11/3/2014	11/7/2014
1,3,5-TNB	ND	ug/L	10	11/3/2014	11/7/2014
1,3-Dichlorobenzene	ND	ug/L	10	11/3/2014	11/7/2014
1,3-DNB	ND	ug/L	10	11/3/2014	11/7/2014
1,4-Dichlorobenzene	ND	ug/L	10	11/3/2014	11/7/2014
1,4-Naphthoquinone	ND	ug/L	10	11/3/2014	11/7/2014
1-Naphthylamine	ND	ug/L	10	11/3/2014	11/7/2014
2,3,4,6-Tetrachlorophenol	ND	ug/L	10	11/3/2014	11/7/2014
2,3,5,6-Tetrachlorophenol	ND	ug/L	10	11/3/2014	11/7/2014
2,4,5-Trichlorophenol	ND	ug/L	10	11/3/2014	11/7/2014
2,4,6-Trichlorophenol	ND	ug/L	10	11/3/2014	11/7/2014
2,4-Dichlorophenol	ND	ug/L	10	11/3/2014	11/7/2014
2,4-Dimethylphenol	ND	ug/L	10	11/3/2014	11/7/2014
2,4-Dinitrophenol	ND	ug/L	10	11/3/2014	11/7/2014
2,4-Dinitrotoluene	ND	ug/L	10	11/3/2014	11/7/2014
2,6-Dichlorophenol	ND	ug/L	10	11/3/2014	11/7/2014
2,6-Dinitrotoluene	ND	ug/L	10	11/3/2014	11/7/2014
2-Acetylaminofluorene	ND	ug/L	10	11/3/2014	11/7/2014
2-Chloronaphthalene	ND	ug/L	10	11/3/2014	11/7/2014
2-Chlorophenol	ND	ug/L	10	11/3/2014	11/7/2014
2-Methylnaphthalene	ND	ug/L	10	11/3/2014	11/7/2014
2-Methylphenol	ND	ug/L	10	11/3/2014	11/7/2014
2-Naphthylamine	ND	ug/L	10	11/3/2014	11/7/2014
2-Nitroaniline	ND	ug/L	10	11/3/2014	11/7/2014
2-Nitrophenol	ND	ug/L	10	11/3/2014	11/7/2014
2-Picoline	ND	ug/L	10	11/3/2014	11/7/2014
3,3'-Dichlorobenzidine	ND	ug/L	10	11/3/2014	11/7/2014
3,3-Dimethylbenzidine	ND	ug/L	10	11/3/2014	11/7/2014
3+4-Methylphenol	ND	ug/L	10	11/3/2014	11/7/2014
3-Methylcholanthrene	ND	ug/L	10	11/3/2014	11/7/2014
3-Nitroaniline	ND	ug/L	10	11/3/2014	11/7/2014
4,6-Dinitro-2-methylphenol	ND	ug/L	10	11/3/2014	11/7/2014
4-Aminobiphenyl	ND	ug/L	10	11/3/2014	11/7/2014
4-Bromophenyl-phenylether	ND	ug/L	10	11/3/2014	11/7/2014
4-Chloro-3-methylphenol	ND	ug/L	5	11/3/2014	11/7/2014
4-Chloroaniline	ND	ug/L	10	11/3/2014	11/7/2014
4-Chlorophenyl-phenylether	ND	ug/L	10	11/3/2014	11/7/2014

Comments:

Certifications held by Anatek Labs ID: EPA:ID00013; AZ:0701; CO:ID00013; FL(NELAP):E87893; ID:ID00013; MT:CERT0028; NM: ID00013; OR:ID200001-002; WA:C595
Certifications held by Anatek Labs WA: EPA:WA00169; ID:WA00169; WA:C585; MT:Cert0095; FL(NELAP): E871099

Anatek Labs, Inc.

1282 Alturas Drive • Moscow, ID 83843 • (208) 883-2839 • Fax (208) 882-9246 • email moscow@anateklabs.com
504 E Sprague Ste. D • Spokane WA 99202 • (509) 838-3999 • Fax (509) 838-4433 • email spokane@anateklabs.com

Client: HALL ENVIRONMENTAL ANALYSIS LAB
Address: 4901 HAWKINS NE SUITE D
ALBUQUERQUE, NM 87109
Attn: ANDY FREEMAN

Batch #: 141029037
Project Name: 1410C38

Analytical Results Report

Quality Control Data

Method Blank

Parameter	Result	Units	PQL	Prep Date	Analysis Date
4-Nitroaniline	ND	ug/L	10	11/3/2014	11/7/2014
4-Nitrophenol	ND	ug/L	10	11/3/2014	11/7/2014
4-Nitroquinoline-1-oxide	ND	ug/L	10	11/3/2014	11/7/2014
5-Nitro-o-toluidine	ND	ug/L	10	11/3/2014	11/7/2014
7,12-Dimethylbenz(a)anthracene	ND	ug/L	10	11/3/2014	11/7/2014
a,a-Dimethylphenethylamine	ND	ug/L	10	11/3/2014	11/7/2014
Acenaphthene	ND	ug/L	10	11/3/2014	11/7/2014
Acenaphthylene	ND	ug/L	10	11/3/2014	11/7/2014
Acetophenone	ND	ug/L	10	11/3/2014	11/7/2014
Aniline	ND	ug/L	10	11/3/2014	11/7/2014
Anthracene	ND	ug/L	10	11/3/2014	11/7/2014
Aramite	ND	ug/L	10	11/3/2014	11/7/2014
Benzo(ghi)perylene	ND	ug/L	10	11/3/2014	11/7/2014
Benzo[a]anthracene	ND	ug/L	0.1	11/3/2014	11/7/2014
Benzo[a]pyrene	ND	ug/L	0.1	11/3/2014	11/7/2014
Benzo[b]fluoranthene	ND	ug/L	0.1	11/3/2014	11/7/2014
Benzo[k]fluoranthene	ND	ug/L	0.1	11/3/2014	11/7/2014
Benzyl alcohol	ND	ug/L	10	11/3/2014	11/7/2014
bis(2-Chloroethoxy)methane	ND	ug/L	10	11/3/2014	11/7/2014
bis(2-Chloroethyl)ether	ND	ug/L	10	11/3/2014	11/7/2014
bis(2-chloroisopropyl)ether	ND	ug/L	10	11/3/2014	11/7/2014
bis(2-Ethylhexyl)phthalate	ND	ug/L	5	11/3/2014	11/7/2014
Butylbenzylphthalate	ND	ug/L	10	11/3/2014	11/7/2014
Carbazole	ND	ug/L	10	11/3/2014	11/7/2014
Chlorobenzilate	ND	ug/L	10	11/3/2014	11/7/2014
Chrysene	ND	ug/L	0.1	11/3/2014	11/7/2014
Diallate	ND	ug/L	10	11/3/2014	11/7/2014
Dibenz[a,h]anthracene	ND	ug/L	0.1	11/3/2014	11/7/2014
Dibenzofuran	ND	ug/L	10	11/3/2014	11/7/2014
Diethylphthalate	ND	ug/L	10	11/3/2014	11/7/2014
Dimethoate	ND	ug/L	10	11/3/2014	11/7/2014
Dimethylphthalate	ND	ug/L	10	11/3/2014	11/7/2014
Di-n-butylphthalate	ND	ug/L	10	11/3/2014	11/7/2014
Di-n-octylphthalate	ND	ug/L	10	11/3/2014	11/7/2014
diphenylamine	ND	ug/L	10	11/3/2014	11/7/2014
Disulfoton	ND	ug/L	10	11/3/2014	11/7/2014
Ethyl methanesulfonate	ND	ug/L	10	11/3/2014	11/7/2014

Comments:

Certifications held by Anatek Labs ID: EPA:ID00013; AZ:0701; CO:ID00013; FL(NELAP):E87893; ID:ID00013; MT:CERT0028; NM: ID00013; OR:ID200001-002; WA:C595
Certifications held by Anatek Labs WA: EPA:WA00169; ID:WA00169; WA:C585; MT:Cert0095; FL(NELAP): E871099

Anatek Labs, Inc.

1282 Alturas Drive • Moscow, ID 83843 • (208) 883-2839 • Fax (208) 882-9246 • email moscow@anateklabs.com
504 E Sprague Ste. D • Spokane WA 99202 • (509) 838-3999 • Fax (509) 838-4433 • email spokane@anateklabs.com

Client: HALL ENVIRONMENTAL ANALYSIS LAB
Address: 4901 HAWKINS NE SUITE D
ALBUQUERQUE, NM 87109
Attn: ANDY FREEMAN

Batch #: 141029037
Project Name: 1410C38

Analytical Results Report

Quality Control Data

Method Blank

Parameter	Result	Units	PQL	Prep Date	Analysis Date
Ethyl parathion	ND	ug/L	10	11/3/2014	11/7/2014
Fluoranthene	ND	ug/L	10	11/3/2014	11/7/2014
Fluorene	ND	ug/L	10	11/3/2014	11/7/2014
Hexachlorobenzene	ND	ug/L	1	11/3/2014	11/7/2014
Hexachlorobutadiene	ND	ug/L	10	11/3/2014	11/7/2014
Hexachlorocyclopentadiene	ND	ug/L	10	11/3/2014	11/7/2014
Hexachloroethane	ND	ug/L	10	11/3/2014	11/7/2014
Hexachloropropene	ND	ug/L	10	11/3/2014	11/7/2014
Hexachorophene	ND	ug/L	10	11/3/2014	11/7/2014
Indeno[1,2,3-cd]pyrene	ND	ug/L	0.1	11/3/2014	11/7/2014
Isodrin	ND	ug/L	10	11/3/2014	11/7/2014
Isophorone	ND	ug/L	10	11/3/2014	11/7/2014
Isosafrole	ND	ug/L	10	11/3/2014	11/7/2014
Kepone	ND	ug/L	10	11/3/2014	11/7/2014
Methapyrilene	ND	ug/L	10	11/3/2014	11/7/2014
Methyl methanesulfonate	ND	ug/L	10	11/3/2014	11/7/2014
Methyl parathion	ND	ug/L	10	11/3/2014	11/7/2014
Naphthalene	ND	ug/L	10	11/3/2014	11/7/2014
Nitrobenzene	ND	ug/L	10	11/3/2014	11/7/2014
Nitrosodimethylamine	ND	ug/L	10	11/3/2014	11/7/2014
n-nitrosodibutylamine	ND	ug/L	10	11/3/2014	11/7/2014
n-Nitrosodiethylamine	ND	ug/L	10	11/3/2014	11/7/2014
n-Nitroso-di-n-propylamine	ND	ug/L	10	11/3/2014	11/7/2014
n-Nitrosodiphenylamine	ND	ug/L	2	11/3/2014	11/7/2014
n-Nitrosomethylethylamine	ND	ug/L	2	11/3/2014	11/7/2014
n-Nitrosomorpholine	ND	ug/L	10	11/3/2014	11/7/2014
n-Nitrosopiperadine	ND	ug/L	10	11/3/2014	11/7/2014
n-Nitrosopyrrolidine	ND	ug/L	10	11/3/2014	11/7/2014
o,o,o-Triethyl phosphorothioate	ND	ug/L	10	11/3/2014	11/7/2014
o-Toluidine	ND	ug/L	2	11/3/2014	11/7/2014
p-(Dimethylamino)azobenzene	ND	ug/L	10	11/3/2014	11/7/2014
Pentachlorobenzene	ND	ug/L	10	11/3/2014	11/7/2014
Pentachloroethane	ND	ug/L	10	11/3/2014	11/7/2014
Pentachloronitrobenzene	ND	ug/L	10	11/3/2014	11/7/2014
Pentachlorophenol	ND	ug/L	10	11/3/2014	11/7/2014
Phenacetin	ND	ug/L	10	11/3/2014	11/7/2014
Phenanthrene	ND	ug/L	1	11/3/2014	11/7/2014

Comments:

Certifications held by Anatek Labs ID: EPA:ID00013; AZ:0701; CO:ID00013; FL(NELAP):E87893; ID:ID00013; MT:CERT0028; NM: ID00013; OR:ID200001-002; WA:C595
Certifications held by Anatek Labs WA: EPA:WA00169; ID:WA00169; WA:C585; MT:Cert0095; FL(NELAP): E871099

Anatek Labs, Inc.

1282 Alturas Drive • Moscow, ID 83843 • (208) 883-2839 • Fax (208) 882-9246 • email moscow@anateklabs.com
504 E Sprague Ste. D • Spokane WA 99202 • (509) 838-3999 • Fax (509) 838-4433 • email spokane@anateklabs.com

Client:	HALL ENVIRONMENTAL ANALYSIS LAB	**Batch #:**	141029037
Address:	4901 HAWKINS NE SUITE D ALBUQUERQUE, NM 87109	**Project Name:**	1410C38
Attn:	ANDY FREEMAN		

Analytical Results Report

Quality Control Data

Method Blank

Parameter	Result	Units	PQL	Prep Date	Analysis Date
Phenol	ND	ug/L	5	11/3/2014	11/7/2014
Phorate	ND	ug/L	10	11/3/2014	11/7/2014
p-Phenylenediamine	ND	ug/L	10	11/3/2014	11/7/2014
Pronamide	ND	ug/L	10	11/3/2014	11/7/2014
Pyrene	ND	ug/L	10	11/3/2014	11/7/2014
Pyridine	ND	ug/L	10	11/3/2014	11/7/2014
Safrole	ND	ug/L	10	11/3/2014	11/7/2014
Sulfotep	ND	ug/L	10	11/3/2014	11/7/2014
Thionazin	ND	ug/L	10	11/3/2014	11/7/2014

AR Acceptable Range
ND Not Detected
PQL Practical Quantitation Limit
RPD Relative Percentage Difference

Comments:

Certifications held by Anatek Labs ID: EPA:ID00013; AZ:0701; CO:ID00013; FL(NELAP):E87893; ID:ID00013; MT:CERT0028; NM: ID00013; OR:ID200001-002; WA:C595
Certifications held by Anatek Labs WA: EPA:WA00169; ID:WA00169; WA:C585; MT:Cert0095; FL(NELAP): E871099

Anatek Labs, Inc.

1282 Alturas Drive • Moscow, ID 83843 • (208) 883-2839 • Fax (208) 882-9246 • email moscow@anateklabs.com
504 E Sprague Ste. D • Spokane WA 99202 • (509) 838-3999 • Fax (509) 838-4433 • email spokane@anateklabs.com

Client: HALL ENVIRONMENTAL ANALYSIS LAB
Address: 4901 HAWKINS NE SUITE D
ALBUQUERQUE, NM 87109
Attn: ANDY FREEMAN

Batch #: 141029037
Project Name: 1410C38

Analytical Results Report

Sample Number 141029037-004 **Sampling Date** 10/27/2014 **Date/Time Received** 10/29/2014 12:00 PM
Client Sample ID 1410C38-001H / PSMW-7R **Sampling Time** 9:55 AM
Matrix Water
Comments

Parameter	Result	Units	PQL	Analysis Date	Analyst	Method	Qualifier
Cyanide	ND	mg/L	0.01	11/4/2014	CRW	EPA 335.4	

Sample Number 141029037-005 **Sampling Date** 10/27/2014 **Date/Time Received** 10/29/2014 12:00 PM
Client Sample ID 1410C38-001I / PSMW-7R **Sampling Time** 9:55 AM
Matrix Water
Comments

Parameter	Result	Units	PQL	Analysis Date	Analyst	Method	Qualifier
Sulfide	ND	mg/L	0.35	10/31/2014	HSW	SM4500S2F	

Sample Number 141029037-009 **Sampling Date** 10/27/2014 **Date/Time Received** 10/29/2014 12:00 PM
Client Sample ID 1410C38-002H / PSMW-1R **Sampling Time** 1:10 PM
Matrix Water
Comments

Parameter	Result	Units	PQL	Analysis Date	Analyst	Method	Qualifier
Cyanide	ND	mg/L	0.01	11/4/2014	CRW	EPA 335.4	

Certifications held by Anatek Labs ID: EPA:ID00013; AZ:0701; CO:ID00013; FL(NELAP):E87893; ID:ID00013; MT:CERT0028; NM: ID00013; OR:ID200001-002; WA:C595
Certifications held by Anatek Labs WA: EPA:WA00169; ID:WA00169; WA:C585; MT:Cert0095; FL(NELAP): E871099

Anatek Labs, Inc.

1282 Alturas Drive • Moscow, ID 83843 • (208) 883-2839 • Fax (208) 882-9246 • email moscow@anateklabs.com
504 E Sprague Ste. D • Spokane WA 99202 • (509) 838-3999 • Fax (509) 838-4433 • email spokane@anateklabs.com

Client:	HALL ENVIRONMENTAL ANALYSIS LAB	**Batch #:**	141029037
Address:	4901 HAWKINS NE SUITE D ALBUQUERQUE, NM 87109	**Project Name:**	1410C38
Attn:	ANDY FREEMAN		

Analytical Results Report

Sample Number	141029037-010	**Sampling Date**	10/27/2014	**Date/Time Received**	10/29/2014 12:00 PM
Client Sample ID	1410C38-002I / PSMW-1R	**Sampling Time**	1:10 PM		
Matrix	Water				
Comments					

Parameter	Result	Units	PQL	Analysis Date	Analyst	Method	Qualifier
Sulfide	0.560	mg/L	0.56	10/31/2014	HSW	SM4500S2F	

Authorized Signature

John Coddington, Lab Manager

MCL EPA's Maximum Contaminant Level
ND Not Detected
PQL Practical Quantitation Limit

This report shall not be reproduced except in full, without the written approval of the laboratory.
The results reported relate only to the samples indicated.
Soil/solid results are reported on a dry-weight basis unless otherwise noted.

Certifications held by Anatek Labs ID: EPA:ID00013; AZ:0701; CO:ID00013; FL(NELAP):E87893; ID:ID00013; MT:CERT0028; NM: ID00013; OR:ID200001-002; WA:C595
Certifications held by Anatek Labs WA: EPA:WA00169; ID:WA00169; WA:C585; MT:Cert0095; FL(NELAP): E871099

Anatek Labs, Inc.

1282 Alturas Drive • Moscow, ID 83843 • (208) 883-2839 • Fax (208) 882-9246 • email moscow@anateklabs.com
504 E Sprague Ste. D • Spokane WA 99202 • (509) 838-3999 • Fax (509) 838-4433 • email spokane@anateklabs.com

Client: HALL ENVIRONMENTAL ANALYSIS LAB
Address: 4901 HAWKINS NE SUITE D
ALBUQUERQUE, NM 87109
Attn: ANDY FREEMAN

Batch #: 141029037
Project Name: 1410C38

Analytical Results Report

Quality Control Data

Lab Control Sample

Parameter	LCS Result	Units	LCS Spike	%Rec	AR %Rec	Prep Date	Analysis Date
Sulfide	0.180	mg/L	0.2	90.0	70-130	10/31/2014	10/31/2014
Cyanide	0.508	mg/L	0.5	101.6	90-110	11/4/2014	11/4/2014

Matrix Spike

Sample Number	Parameter	Sample Result	MS Result	Units	MS Spike	%Rec	AR %Rec	Prep Date	Analysis Date
141024030-001	Sulfide	ND	0.565	mg/L	0.707	79.9	70-130	10/31/2014	10/31/2014
141028031-001	Cyanide	ND	0.497	mg/L	0.5	99.4	90-110	11/4/2014	11/4/2014

Matrix Spike Duplicate

Parameter	MSD Result	Units	MSD Spike	%Rec	%RPD	AR %RPD	Prep Date	Analysis Date
Cyanide	0.494	mg/L	0.5	98.8	0.6	0-20	11/4/2014	11/4/2014

Method Blank

Parameter	Result	Units	PQL	Prep Date	Analysis Date
Cyanide	ND	mg/L	0.01	11/4/2014	11/4/2014
Sulfide	ND	mg/L	0.1	10/31/2014	10/31/2014

AR Acceptable Range
ND Not Detected
PQL Practical Quantitation Limit
RPD Relative Percentage Difference

Comments:

Certifications held by Anatek Labs ID: EPA:ID00013; AZ:0701; CO:ID00013; FL(NELAP):E87693; ID:ID00013; MT:CERT0028; NM: ID00013; OR:ID200001-002; WA:C595
Certifications held by Anatek Labs WA: EPA:WA00169; ID:WA00169; WA:C585; MT:Cert0095; FL(NELAP): E871099

Hi-Res Dioxins/Furans
Certificate of Analysis
Sample Summary

SDG Number:	1410C38	**Client:**	HALL001	**Project:**	HALL00113
Lab Sample ID:	6853001	**Date Collected:**	10/27/2014 09:55	**Matrix:**	WATER
Client Sample:	1613B Water	**Date Received:**	10/31/2014 09:55		
Client ID:	1410C38-001J PSMW-7R			**Prep Basis:**	As Received
Batch ID:	27342	**Method:**	EPA Method 1613B		
Run Date:	11/07/2014 12:08	**Analyst:**	JTF	**Instrument:**	HRP750
Data File:	A06NOV14A_3-9			**Dilution:**	1
Prep Batch:	27339	**Prep Method:**	SW846 3520C		
Prep Date:	03-NOV-14	**Prep Aliquot:**	957.1 mL		

CAS No.	Parmname	Qual	Result	Units	PQL
1746-01-6	2,3,7,8-TCDD	U	10.4	pg/L	10.4
40321-76-4	1,2,3,7,8-PeCDD	U	52.2	pg/L	52.2
39227-28-6	1,2,3,4,7,8-HxCDD	U	52.2	pg/L	52.2
57653-85-7	1,2,3,6,7,8-HxCDD	U	52.2	pg/L	52.2
19408-74-3	1,2,3,7,8,9-HxCDD	U	52.2	pg/L	52.2
35822-46-9	1,2,3,4,6,7,8-HpCDD	U	52.2	pg/L	52.2
3268-87-9	1,2,3,4,6,7,8,9-OCDD	U	104	pg/L	104
51207-31-9	2,3,7,8-TCDF	U	10.4	pg/L	10.4
57117-41-6	1,2,3,7,8-PeCDF	U	52.2	pg/L	52.2
57117-31-4	2,3,4,7,8-PeCDF	U	52.2	pg/L	52.2
70648-26-9	1,2,3,4,7,8-HxCDF	U	52.2	pg/L	52.2
57117-44-9	1,2,3,6,7,8-HxCDF	U	52.2	pg/L	52.2
60851-34-5	2,3,4,6,7,8-HxCDF	U	52.2	pg/L	52.2
72918-21-9	1,2,3,7,8,9-HxCDF	U	52.2	pg/L	52.2
67562-39-4	1,2,3,4,6,7,8-HpCDF	U	52.2	pg/L	52.2
55673-89-7	1,2,3,4,7,8,9-HpCDF	U	52.2	pg/L	52.2
39001-02-0	1,2,3,4,6,7,8,9-OCDF	U	104	pg/L	104
41903-57-5	Total Tetrachlorodibenzo-p-dioxin	U	10.4	pg/L	10.4
36088-22-9	Total Pentachlorodibenzo-p-dioxin	U	52.2	pg/L	52.2
34465-46-8	Total Hexachlorodibenzo-p-dioxin	U	52.2	pg/L	52.2
37871-00-4	Total Heptachlorodibenzo-p-dioxin	U	52.2	pg/L	52.2
30402-14-3	Total Tetrachlorodibenzofuran	U	10.4	pg/L	10.4
30402-15-4	Total Pentachlorodibenzofuran	U	52.2	pg/L	52.2
55684-94-1	Total Hexachlorodibenzofuran	U	52.2	pg/L	52.2
38998-75-3	Total Heptachlorodibenzofuran	U	52.2	pg/L	52.2
3333-30-0	TEQ WHO2005 ND=0		0.00	pg/L	
3333-30-1	TEQ WHO2005 ND=0.5		59.6	pg/L	

Surrogate/Tracer recovery	Qual	Result	Nominal	Units	Recovery%	Acceptable Limits
13C-2,3,7,8-TCDD		1760	2090	pg/L	84.4	(25%-164%)
13C-1,2,3,7,8-PeCDD		1910	2090	pg/L	91.6	(25%-181%)
13C-1,2,3,4,7,8-HxCDD		1570	2090	pg/L	75.1	(32%-141%)
13C-1,2,3,6,7,8-HxCDD		1690	2090	pg/L	81.1	(28%-130%)
13C-1,2,3,4,6,7,8-HpCDD		1780	2090	pg/L	85.0	(23%-140%)
13C-OCDD		2930	4180	pg/L	70.1	(17%-157%)
13C-2,3,7,8-TCDF		1920	2090	pg/L	92.0	(24%-169%)
13C-1,2,3,7,8-PeCDF		2060	2090	pg/L	98.8	(24%-185%)
13C-2,3,4,7,8-PeCDF		1980	2090	pg/L	94.6	(21%-178%)
13C-1,2,3,4,7,8-HxCDF		1540	2090	pg/L	73.8	(26%-152%)
13C-1,2,3,6,7,8-HxCDF		1660	2090	pg/L	79.7	(26%-123%)
13C-2,3,4,6,7,8-HxCDF		1620	2090	pg/L	77.4	(28%-136%)
13C-1,2,3,7,8,9-HxCDF		1580	2090	pg/L	75.8	(29%-147%)

Hi-Res Dioxins/Furans
Certificate of Analysis
Sample Summary

SDG Number:	1410C38	**Client:**	HALL001	**Project:**	HALL00113
Lab Sample ID:	6853001	**Date Collected:**	10/27/2014 09:55	**Matrix:**	WATER
Client Sample:	1613B Water	**Date Received:**	10/31/2014 09:55		
Client ID:	1410C38-001J PSMW-7R			**Prep Basis:**	As Received
Batch ID:	27342	**Method:**	EPA Method 1613B		
Run Date:	11/07/2014 12:08	**Analyst:**	JTF	**Instrument:**	HRP750
Data File:	A06NOV14A_3-9			**Dilution:**	1
Prep Batch:	27339	**Prep Method:**	SW846 3520C		
Prep Date:	03-NOV-14	**Prep Aliquot:**	957.1 mL		

CAS No.	Parmname	Qual	Result	Units	PQL

Surrogate/Tracer recovery	Qual	Result	Nominal	Units	Recovery%	Acceptable Limits
13C-1,2,3,4,6,7,8-HpCDF		1580	2090	pg/L	75.5	(28%-143%)
13C-1,2,3,4,7,8,9-HpCDF		1730	2090	pg/L	82.6	(26%-138%)
37Cl-2,3,7,8-TCDD		191	209	pg/L	91.6	(35%-197%)

Comments:

U Analyte was analyzed for, but not detected above the specified detection limit.

Hi-Res Dioxins/Furans
Certificate of Analysis
Sample Summary

SDG Number:	1410C38	Client:	HALL001	Project:	HALL00113
Lab Sample ID:	6853002	Date Collected:	10/27/2014 13:10	Matrix:	WATER
Client Sample:	1613B Water	Date Received:	10/31/2014 09:55		
Client ID:	1410C38-002J PSMW-1R			Prep Basis:	As Received
Batch ID:	27342	Method:	EPA Method 1613B		
Run Date:	11/07/2014 12:54	Analyst:	JTF	Instrument:	HRP750
Data File:	A06NOV14A_3-10			Dilution:	1
Prep Batch:	27339	Prep Method:	SW846 3520C		
Prep Date:	03-NOV-14	Prep Aliquot:	976.1 mL		

CAS No.	Parmname	Qual	Result	Units	PQL
1746-01-6	2,3,7,8-TCDD	U	10.2	pg/L	10.2
40321-76-4	1,2,3,7,8-PeCDD	U	51.2	pg/L	51.2
39227-28-6	1,2,3,4,7,8-HxCDD	U	51.2	pg/L	51.2
57653-85-7	1,2,3,6,7,8-HxCDD	U	51.2	pg/L	51.2
19408-74-3	1,2,3,7,8,9-HxCDD	U	51.2	pg/L	51.2
35822-46-9	1,2,3,4,6,7,8-HpCDD	U	51.2	pg/L	51.2
3268-87-9	1,2,3,4,6,7,8,9-OCDD	U	102	pg/L	102
51207-31-9	2,3,7,8-TCDF	U	10.2	pg/L	10.2
57117-41-6	1,2,3,7,8-PeCDF	U	51.2	pg/L	51.2
57117-31-4	2,3,4,7,8-PeCDF	U	51.2	pg/L	51.2
70648-26-9	1,2,3,4,7,8-HxCDF	U	51.2	pg/L	51.2
57117-44-9	1,2,3,6,7,8-HxCDF	U	51.2	pg/L	51.2
60851-34-5	2,3,4,6,7,8-HxCDF	U	51.2	pg/L	51.2
72918-21-9	1,2,3,7,8,9-HxCDF	U	51.2	pg/L	51.2
67562-39-4	1,2,3,4,6,7,8-HpCDF	U	51.2	pg/L	51.2
55673-89-7	1,2,3,4,7,8,9-HpCDF	U	51.2	pg/L	51.2
39001-02-0	1,2,3,4,6,7,8,9-OCDF	U	102	pg/L	102
41903-57-5	Total Tetrachlorodibenzo-p-dioxin	U	10.2	pg/L	10.2
36088-22-9	Total Pentachlorodibenzo-p-dioxin	U	51.2	pg/L	51.2
34465-46-8	Total Hexachlorodibenzo-p-dioxin	U	51.2	pg/L	51.2
37871-00-4	Total Heptachlorodibenzo-p-dioxin	U	51.2	pg/L	51.2
30402-14-3	Total Tetrachlorodibenzofuran	U	10.2	pg/L	10.2
30402-15-4	Total Pentachlorodibenzofuran	U	51.2	pg/L	51.2
55684-94-1	Total Hexachlorodibenzofuran	U	51.2	pg/L	51.2
38998-75-3	Total Heptachlorodibenzofuran	U	51.2	pg/L	51.2
3333-30-0	TEQ WHO2005 ND=0		0.00	pg/L	
3333-30-1	TEQ WHO2005 ND=0.5		58.4	pg/L	

Surrogate/Tracer recovery	Qual	Result	Nominal	Units	Recovery%	Acceptable Limits
13C-2,3,7,8-TCDD		1700	2050	pg/L	83.1	(25%-164%)
13C-1,2,3,7,8-PeCDD		1700	2050	pg/L	82.9	(25%-181%)
13C-1,2,3,4,7,8-HxCDD		1490	2050	pg/L	72.7	(32%-141%)
13C-1,2,3,6,7,8-HxCDD		1720	2050	pg/L	84.0	(28%-130%)
13C-1,2,3,4,6,7,8-HpCDD		1760	2050	pg/L	86.1	(23%-140%)
13C-OCDD		2890	4100	pg/L	70.6	(17%-157%)
13C-2,3,7,8-TCDF		1910	2050	pg/L	93.4	(24%-169%)
13C-1,2,3,7,8-PeCDF		1930	2050	pg/L	94.4	(24%-185%)
13C-2,3,4,7,8-PeCDF		1890	2050	pg/L	92.5	(21%-178%)
13C-1,2,3,4,7,8-HxCDF		1520	2050	pg/L	74.0	(26%-152%)
13C-1,2,3,6,7,8-HxCDF		1730	2050	pg/L	84.3	(26%-123%)
13C-2,3,4,6,7,8-HxCDF		1620	2050	pg/L	78.9	(28%-136%)
13C-1,2,3,7,8,9-HxCDF		1560	2050	pg/L	76.0	(29%-147%)

Hi-Res Dioxins/Furans
Certificate of Analysis
Sample Summary

SDG Number:	1410C38	Client:	HALL001	Project:	HALL00113
Lab Sample ID:	6853002	Date Collected:	10/27/2014 13:10	Matrix:	WATER
Client Sample:	1613B Water	Date Received:	10/31/2014 09:55		
Client ID:	1410C38-002J PSMW-1R			Prep Basis:	As Received
Batch ID:	27342	Method:	EPA Method 1613B		
Run Date:	11/07/2014 12:54	Analyst:	JTF	Instrument:	HRP750
Data File:	A06NOV14A_3-10			Dilution:	1
Prep Batch:	27339	Prep Method:	SW846 3520C		
Prep Date:	03-NOV-14	Prep Aliquot:	976.1 mL		

CAS No.	Parmname	Qual	Result	Units	PQL

Surrogate/Tracer recovery	Qual	Result	Nominal	Units	Recovery%	Acceptable Limits
13C-1,2,3,4,6,7,8-HpCDF		1630	2050	pg/L	79.7	(28%-143%)
13C-1,2,3,4,7,8,9-HpCDF		1710	2050	pg/L	83.5	(26%-138%)
37Cl-2,3,7,8-TCDD		189	205	pg/L	92.2	(35%-197%)

Comments:

U Analyte was analyzed for, but not detected above the specified detection limit.

Hi-Res Dioxins/Furans

Surrogate Recovery Report

SDG Number: 1410C38

Matrix Type: LIQUID

Sample ID	Client ID	Surrogate	QUAL	Recovery (%)	Acceptance Limits
12011791	LCS for batch 27339	13C-2,3,7,8-TCDD		76.4	(20%-175%)
		13C-1,2,3,7,8-PeCDD		81.5	(21%-227%)
		13C-1,2,3,4,7,8-HxCDD		70.0	(21%-193%)
		13C-1,2,3,6,7,8-HxCDD		78.1	(25%-163%)
		13C-1,2,3,4,6,7,8-HpCDD		81.1	(22%-166%)
		13C-OCDD		67.7	(13%-199%)
		13C-2,3,7,8-TCDF		83.8	(22%-152%)
		13C-1,2,3,7,8-PeCDF		86.3	(21%-192%)
		13C-2,3,4,7,8-PeCDF		85.2	(13%-328%)
		13C-1,2,3,4,7,8-HxCDF		71.1	(19%-202%)
		13C-1,2,3,6,7,8-HxCDF		77.3	(21%-159%)
		13C-2,3,4,6,7,8-HxCDF		74.4	(22%-176%)
		13C-1,2,3,7,8,9-HxCDF		72.3	(17%-205%)
		13C-1,2,3,4,6,7,8-HpCDF		73.2	(21%-158%)
		13C-1,2,3,4,7,8,9-HpCDF		77.2	(20%-186%)
		37Cl-2,3,7,8-TCDD		83.8	(31%-191%)
12011792	LCSD for batch 27339	13C-2,3,7,8-TCDD		79.8	(20%-175%)
		13C-1,2,3,7,8-PeCDD		92.8	(21%-227%)
		13C-1,2,3,4,7,8-HxCDD		74.3	(21%-193%)
		13C-1,2,3,6,7,8-HxCDD		79.2	(25%-163%)
		13C-1,2,3,4,6,7,8-HpCDD		81.8	(22%-166%)
		13C-OCDD		68.3	(13%-199%)
		13C-2,3,7,8-TCDF		89.2	(22%-152%)
		13C-1,2,3,7,8-PeCDF		93.8	(21%-192%)
		13C-2,3,4,7,8-PeCDF		94.7	(13%-328%)
		13C-1,2,3,4,7,8-HxCDF		72.8	(19%-202%)
		13C-1,2,3,6,7,8-HxCDF		78.0	(21%-159%)
		13C-2,3,4,6,7,8-HxCDF		75.5	(22%-176%)
		13C-1,2,3,7,8,9-HxCDF		72.3	(17%-205%)
		13C-1,2,3,4,6,7,8-HpCDF		77.4	(21%-158%)
		13C-1,2,3,4,7,8,9-HpCDF		81.3	(20%-186%)
		37Cl-2,3,7,8-TCDD		92.5	(31%-191%)
12011790	MB for batch 27339	13C-2,3,7,8-TCDD		84.1	(25%-164%)
		13C-1,2,3,7,8-PeCDD		88.0	(25%-181%)
		13C-1,2,3,4,7,8-HxCDD		77.0	(32%-141%)
		13C-1,2,3,6,7,8-HxCDD		81.9	(28%-130%)
		13C-1,2,3,4,6,7,8-HpCDD		86.3	(23%-140%)
		13C-OCDD		72.6	(17%-157%)
		13C-2,3,7,8-TCDF		90.6	(24%-169%)
		13C-1,2,3,7,8-PeCDF		94.0	(24%-185%)
		13C-2,3,4,7,8-PeCDF		91.4	(21%-178%)
		13C-1,2,3,4,7,8-HxCDF		75.7	(26%-152%)
		13C-1,2,3,6,7,8-HxCDF		79.7	(26%-123%)
		13C-2,3,4,6,7,8-HxCDF		79.1	(28%-136%)
		13C-1,2,3,7,8,9-HxCDF		75.2	(29%-147%)
		13C-1,2,3,4,6,7,8-HpCDF		79.6	(28%-143%)
		13C-1,2,3,4,7,8,9-HpCDF		84.9	(26%-138%)
		37Cl-2,3,7,8-TCDD		94.5	(35%-197%)
6853001	1410C38-001J PSMW-7R	13C-2,3,7,8-TCDD		84.4	(25%-164%)

Hi-Res Dioxins/Furans
Surrogate Recovery Report

SDG Number: 1410C38

Matrix Type: LIQUID

Sample ID	Client ID	Surrogate	QUAL	Recovery (%)	Acceptance Limits
6853001	1410C38-001J PSMW-7R	13C-1,2,3,7,8-PeCDD		91.6	(25%-181%)
		13C-1,2,3,4,7,8-HxCDD		75.1	(32%-141%)
		13C-1,2,3,6,7,8-HxCDD		81.1	(28%-130%)
		13C-1,2,3,4,6,7,8-HpCDD		85.0	(23%-140%)
		13C-OCDD		70.1	(17%-157%)
		13C-2,3,7,8-TCDF		92.0	(24%-169%)
		13C-1,2,3,7,8-PeCDF		98.8	(24%-185%)
		13C-2,3,4,7,8-PeCDF		94.6	(21%-178%)
		13C-1,2,3,4,7,8-HxCDF		73.8	(26%-152%)
		13C-1,2,3,6,7,8-HxCDF		79.7	(26%-123%)
		13C-2,3,4,6,7,8-HxCDF		77.4	(28%-136%)
		13C-1,2,3,7,8,9-HxCDF		75.8	(29%-147%)
		13C-1,2,3,4,6,7,8-HpCDF		75.5	(28%-143%)
		13C-1,2,3,4,7,8,9-HpCDF		82.6	(26%-138%)
		37Cl-2,3,7,8-TCDD		91.6	(35%-197%)
6853002	1410C38-002J PSMW-1R	13C-2,3,7,8-TCDD		83.1	(25%-164%)
		13C-1,2,3,7,8-PeCDD		82.9	(25%-181%)
		13C-1,2,3,4,7,8-HxCDD		72.7	(32%-141%)
		13C-1,2,3,6,7,8-HxCDD		84.0	(28%-130%)
		13C-1,2,3,4,6,7,8-HpCDD		86.1	(23%-140%)
		13C-OCDD		70.6	(17%-157%)
		13C-2,3,7,8-TCDF		93.4	(24%-169%)
		13C-1,2,3,7,8-PeCDF		94.4	(24%-185%)
		13C-2,3,4,7,8-PeCDF		92.5	(21%-178%)
		13C-1,2,3,4,7,8-HxCDF		74.0	(26%-152%)
		13C-1,2,3,6,7,8-HxCDF		84.3	(26%-123%)
		13C-2,3,4,6,7,8-HxCDF		78.9	(28%-136%)
		13C-1,2,3,7,8,9-HxCDF		76.0	(29%-147%)
		13C-1,2,3,4,6,7,8-HpCDF		79.7	(28%-143%)
		13C-1,2,3,4,7,8,9-HpCDF		83.5	(26%-138%)
		37Cl-2,3,7,8-TCDD		92.2	(35%-197%)

* Recovery outside Acceptance Limits
# Column to be used to flag recovery values
D Sample Diluted

Hi-Res Dioxins/Furans

Quality Control Summary
Spike Recovery Report

SDG Number: 1410C38
Client ID: LCS for batch 27339
Lab Sample ID: 12011791
Instrument: HRP750
Analyst: JTF

Sample Type: Laboratory Control Sample
Matrix: WATER
Analysis Date: 11/07/2014 05:57
Dilution: 1
Prep Batch ID: 27339
Batch ID: 27342

CAS No.		Parmname	Amount Added pg/L	Spike Conc. pg/L	Recovery %	Acceptance Limits
1746-01-6	LCS	2,3,7,8-TCDD	200	212	106	67-158
40321-76-4	LCS	1,2,3,7,8-PeCDD	1000	1040	104	70-142
39227-28-6	LCS	1,2,3,4,7,8-HxCDD	1000	1040	104	70-164
57653-85-7	LCS	1,2,3,6,7,8-HxCDD	1000	1060	106	74-134
19408-74-3	LCS	1,2,3,7,8,9-HxCDD	1000	1110	111	64-162
35822-46-9	LCS	1,2,3,4,6,7,8-HpCDD	1000	1020	102	70-140
3268-87-9	LCS	1,2,3,4,6,7,8,9-OCDD	2000	2080	104	78-144
51207-31-9	LCS	2,3,7,8-TCDF	200	193	96.5	75-158
57117-41-6	LCS	1,2,3,7,8-PeCDF	1000	1020	102	80-134
57117-31-4	LCS	2,3,4,7,8-PeCDF	1000	1050	105	68-160
70648-26-9	LCS	1,2,3,4,7,8-HxCDF	1000	1060	106	72-134
57117-44-9	LCS	1,2,3,6,7,8-HxCDF	1000	1100	110	84-130
60851-34-5	LCS	2,3,4,6,7,8-HxCDF	1000	1080	108	70-156
72918-21-9	LCS	1,2,3,7,8,9-HxCDF	1000	1080	108	78-130
67562-39-4	LCS	1,2,3,4,6,7,8-HpCDF	1000	1050	105	82-122
55673-89-7	LCS	1,2,3,4,7,8,9-HpCDF	1000	1060	106	78-138
39001-02-0	LCS	1,2,3,4,6,7,8,9-OCDF	2000	2210	110	63-170

Hi-Res Dioxins/Furans

Quality Control Summary
Spike Recovery Report

SDG Number: 1410C38
Client ID: LCSD for batch 27339
Lab Sample ID: 12011792
Instrument: HRP750
Analyst: JTF

Sample Type: Laboratory Control Sample Duplicate
Matrix: WATER
Analysis Date: 11/07/2014 06:43
Dilution: 1
Prep Batch ID: 27339
Batch ID: 27342

CAS No.		Parmname	Amount Added pg/L	Spike Conc. pg/L	Recovery %	Acceptance Limits	RPD %	Acceptance Limits
1746-01-6	LCSD	2,3,7,8-TCDD	200	214	107	67-158	1.34	0-20
40321-76-4	LCSD	1,2,3,7,8-PeCDD	1000	1050	105	70-142	0.790	0-20
39227-28-6	LCSD	1,2,3,4,7,8-HxCDD	1000	1020	102	70-164	1.98	0-20
57653-85-7	LCSD	1,2,3,6,7,8-HxCDD	1000	1070	107	74-134	1.18	0-20
19408-74-3	LCSD	1,2,3,7,8,9-HxCDD	1000	1140	114	64-162	2.46	0-20
35822-46-9	LCSD	1,2,3,4,6,7,8-HpCDD	1000	1020	102	70-140	0.669	0-20
3268-87-9	LCSD	1,2,3,4,6,7,8,9-OCDD	2000	2070	104	78-144	0.423	0-20
51207-31-9	LCSD	2,3,7,8-TCDF	200	191	95.6	75-158	0.906	0-20
57117-41-6	LCSD	1,2,3,7,8-PeCDF	1000	1010	101	80-134	0.221	0-20
57117-31-4	LCSD	2,3,4,7,8-PeCDF	1000	1040	104	68-160	1.00	0-20
70648-26-9	LCSD	1,2,3,4,7,8-HxCDF	1000	1050	105	72-134	0.642	0-20
57117-44-9	LCSD	1,2,3,6,7,8-HxCDF	1000	1060	106	84-130	3.36	0-20
60851-34-5	LCSD	2,3,4,6,7,8-HxCDF	1000	1050	105	70-156	1.91	0-20
72918-21-9	LCSD	1,2,3,7,8,9-HxCDF	1000	1100	110	78-130	2.38	0-20
67562-39-4	LCSD	1,2,3,4,6,7,8-HpCDF	1000	992	99.2	82-122	5.61	0-20
55673-89-7	LCSD	1,2,3,4,7,8,9-HpCDF	1000	1040	104	78-138	1.14	0-20
39001-02-0	LCSD	1,2,3,4,6,7,8,9-OCDF	2000	2230	111	63-170	0.721	0-20

Method Blank Summary

SDG Number:	1410C38	Client:	HALL001	Matrix:	WATER
Client ID:	MB for batch 27339	Instrument ID:	HRP750	Data File:	A06NOV14A_3-3
Lab Sample ID:	12011790	Prep Date:	03-NOV-14	Analyzed:	11/07/14 07:29
Column:					

This method blank applies to the following samples and quality control samples:

	Client Sample ID	Lab Sample ID	File ID	Date Analyzed	Time Analyzed
01	LCS for batch 27339	12011791	A06NOV14A_3-1	11/07/14	0557
02	LCSD for batch 27339	12011792	A06NOV14A_3-2	11/07/14	0643
03	1410C38-001J PSMW-7R	6853001	A06NOV14A_3-9	11/07/14	1208
04	1410C38-002J PSMW-1R	6853002	A06NOV14A_3-10	11/07/14	1254

Hi-Res Dioxins/Furans
Certificate of Analysis
Sample Summary

SDG Number:	1410C38	**Client:**	HALL001	**Project:**	HALL00113
Lab Sample ID:	12011790			**Matrix:**	WATER
Client Sample:	QC for batch 27339				
Client ID:	MB for batch 27339			**Prep Basis:**	As Received
Batch ID:	27342	**Method:**	EPA Method 1613B		
Run Date:	11/07/2014 07:29	**Analyst:**	JTF	**Instrument:**	HRP750
Data File:	A06NOV14A_3-3			**Dilution:**	1
Prep Batch:	27339	**Prep Method:**	SW846 3520C		
Prep Date:	03-NOV-14	**Prep Aliquot:**	1000 mL		

CAS No.	Parmname	Qual	Result	Units	PQL
1746-01-6	2,3,7,8-TCDD	U	10	pg/L	10.0
40321-76-4	1,2,3,7,8-PeCDD	U	50	pg/L	50.0
39227-28-6	1,2,3,4,7,8-HxCDD	U	50	pg/L	50.0
57653-85-7	1,2,3,6,7,8-HxCDD	U	50	pg/L	50.0
19408-74-3	1,2,3,7,8,9-HxCDD	U	50	pg/L	50.0
35822-46-9	1,2,3,4,6,7,8-HpCDD	U	50	pg/L	50.0
3268-87-9	1,2,3,4,6,7,8,9-OCDD	U	100	pg/L	100
51207-31-9	2,3,7,8-TCDF	U	10	pg/L	10.0
57117-41-6	1,2,3,7,8-PeCDF	U	50	pg/L	50.0
57117-31-4	2,3,4,7,8-PeCDF	U	50	pg/L	50.0
70648-26-9	1,2,3,4,7,8-HxCDF	U	50	pg/L	50.0
57117-44-9	1,2,3,6,7,8-HxCDF	U	50	pg/L	50.0
60851-34-5	2,3,4,6,7,8-HxCDF	U	50	pg/L	50.0
72918-21-9	1,2,3,7,8,9-HxCDF	U	50	pg/L	50.0
67562-39-4	1,2,3,4,6,7,8-HpCDF	U	50	pg/L	50.0
55673-89-7	1,2,3,4,7,8,9-HpCDF	U	50	pg/L	50.0
39001-02-0	1,2,3,4,6,7,8,9-OCDF	U	100	pg/L	100
41903-57-5	Total Tetrachlorodibenzo-p-dioxin	U	10	pg/L	10.0
36088-22-9	Total Pentachlorodibenzo-p-dioxin	U	50	pg/L	50.0
34465-46-8	Total Hexachlorodibenzo-p-dioxin	U	50	pg/L	50.0
37871-00-4	Total Heptachlorodibenzo-p-dioxin	U	50	pg/L	50.0
30402-14-3	Total Tetrachlorodibenzofuran	U	10	pg/L	10.0
30402-15-4	Total Pentachlorodibenzofuran	U	50	pg/L	50.0
55684-94-1	Total Hexachlorodibenzofuran	U	50	pg/L	50.0
38998-75-3	Total Heptachlorodibenzofuran	U	50	pg/L	50.0
3333-30-0	TEQ WHO2005 ND=0		0.00	pg/L	
3333-30-1	TEQ WHO2005 ND=0.5		57.0	pg/L	

Surrogate/Tracer recovery	Qual	Result	Nominal	Units	Recovery%	Acceptable Limits
13C-2,3,7,8-TCDD		1680	2000	pg/L	84.1	(25%-164%)
13C-1,2,3,7,8-PeCDD		1760	2000	pg/L	88.0	(25%-181%)
13C-1,2,3,4,7,8-HxCDD		1540	2000	pg/L	77.0	(32%-141%)
13C-1,2,3,6,7,8-HxCDD		1640	2000	pg/L	81.9	(28%-130%)
13C-1,2,3,4,6,7,8-HpCDD		1730	2000	pg/L	86.3	(23%-140%)
13C-OCDD		2910	4000	pg/L	72.6	(17%-157%)
13C-2,3,7,8-TCDF		1810	2000	pg/L	90.6	(24%-169%)
13C-1,2,3,7,8-PeCDF		1880	2000	pg/L	94.0	(24%-185%)
13C-2,3,4,7,8-PeCDF		1830	2000	pg/L	91.4	(21%-178%)
13C-1,2,3,4,7,8-HxCDF		1510	2000	pg/L	75.7	(26%-152%)
13C-1,2,3,6,7,8-HxCDF		1590	2000	pg/L	79.7	(26%-123%)
13C-2,3,4,6,7,8-HxCDF		1580	2000	pg/L	79.1	(28%-136%)
13C-1,2,3,7,8,9-HxCDF		1500	2000	pg/L	75.2	(29%-147%)

Hi-Res Dioxins/Furans
Certificate of Analysis
Sample Summary

SDG Number:	1410C38	Client:	HALL001	Project:	HALL00113
Lab Sample ID:	12011790			Matrix:	WATER
Client Sample:	QC for batch 27339				
Client ID:	MB for batch 27339			Prep Basis:	As Received
Batch ID:	27342	Method:	EPA Method 1613B		
Run Date:	11/07/2014 07:29	Analyst:	JTF	Instrument:	HRP750
Data File:	A06NOV14A_3-3			Dilution:	1
Prep Batch:	27339	Prep Method:	SW846 3520C		
Prep Date:	03-NOV-14	Prep Aliquot:	1000 mL		

CAS No.	Parmname	Qual	Result	Units	PQL

Surrogate/Tracer recovery	Qual	Result	Nominal	Units	Recovery%	Acceptable Limits
13C-1,2,3,4,6,7,8-HpCDF		1590	2000	pg/L	79.6	(28%-143%)
13C-1,2,3,4,7,8,9-HpCDF		1700	2000	pg/L	84.9	(26%-138%)
37Cl-2,3,7,8-TCDD		189	200	pg/L	94.5	(35%-197%)

Comments:

U Analyte was analyzed for, but not detected above the specified detection limit.

Hi-Res Dioxins/Furans
Certificate of Analysis
Sample Summary

SDG Number:	1410C38	**Client:**	HALL001	**Project:**	HALL00113
Lab Sample ID:	12011791			**Matrix:**	WATER
Client Sample:	QC for batch 27339				
Client ID:	LCS for batch 27339			**Prep Basis:**	As Received
Batch ID:	27342	**Method:**	EPA Method 1613B		
Run Date:	11/07/2014 05:57	**Analyst:**	JTF	**Instrument:**	HRP750
Data File:	A06NOV14A_3-1			**Dilution:**	1
Prep Batch:	27339	**Prep Method:**	SW846 3520C		
Prep Date:	03-NOV-14	**Prep Aliquot:**	1000 mL		

CAS No.	Parmname	Qual	Result	Units	PQL
1746-01-6	2,3,7,8-TCDD		212	pg/L	10.0
40321-76-4	1,2,3,7,8-PeCDD		1040	pg/L	50.0
39227-28-6	1,2,3,4,7,8-HxCDD		1040	pg/L	50.0
57653-85-7	1,2,3,6,7,8-HxCDD		1060	pg/L	50.0
19408-74-3	1,2,3,7,8,9-HxCDD		1110	pg/L	50.0
35822-46-9	1,2,3,4,6,7,8-HpCDD		1020	pg/L	50.0
3268-87-9	1,2,3,4,6,7,8,9-OCDD		2080	pg/L	100
51207-31-9	2,3,7,8-TCDF		193	pg/L	10.0
57117-41-6	1,2,3,7,8-PeCDF		1020	pg/L	50.0
57117-31-4	2,3,4,7,8-PeCDF		1050	pg/L	50.0
70648-26-9	1,2,3,4,7,8-HxCDF		1060	pg/L	50.0
57117-44-9	1,2,3,6,7,8-HxCDF		1100	pg/L	50.0
60851-34-5	2,3,4,6,7,8-HxCDF		1080	pg/L	50.0
72918-21-9	1,2,3,7,8,9-HxCDF		1080	pg/L	50.0
67562-39-4	1,2,3,4,6,7,8-HpCDF		1050	pg/L	50.0
55673-89-7	1,2,3,4,7,8,9-HpCDF		1060	pg/L	50.0
39001-02-0	1,2,3,4,6,7,8,9-OCDF		2210	pg/L	100

Surrogate/Tracer recovery	Qual	Result	Nominal	Units	Recovery%	Acceptable Limits
13C-2,3,7,8-TCDD		1530	2000	pg/L	76.4	(20%-175%)
13C-1,2,3,7,8-PeCDD		1630	2000	pg/L	81.5	(21%-227%)
13C-1,2,3,4,7,8-HxCDD		1400	2000	pg/L	70.0	(21%-193%)
13C-1,2,3,6,7,8-HxCDD		1560	2000	pg/L	78.1	(25%-163%)
13C-1,2,3,4,6,7,8-HpCDD		1620	2000	pg/L	81.1	(22%-166%)
13C-OCDD		2710	4000	pg/L	67.7	(13%-199%)
13C-2,3,7,8-TCDF		1680	2000	pg/L	83.8	(22%-152%)
13C-1,2,3,7,8-PeCDF		1730	2000	pg/L	86.3	(21%-192%)
13C-2,3,4,7,8-PeCDF		1700	2000	pg/L	85.2	(13%-328%)
13C-1,2,3,4,7,8-HxCDF		1420	2000	pg/L	71.1	(19%-202%)
13C-1,2,3,6,7,8-HxCDF		1550	2000	pg/L	77.3	(21%-159%)
13C-2,3,4,6,7,8-HxCDF		1490	2000	pg/L	74.4	(22%-176%)
13C-1,2,3,7,8,9-HxCDF		1450	2000	pg/L	72.3	(17%-205%)
13C-1,2,3,4,6,7,8-HpCDF		1460	2000	pg/L	73.2	(21%-158%)
13C-1,2,3,4,7,8,9-HpCDF		1540	2000	pg/L	77.2	(20%-186%)
37Cl-2,3,7,8-TCDD		168	200	pg/L	83.8	(31%-191%)

Comments:

U Analyte was analyzed for, but not detected above the specified detection limit.

Hi-Res Dioxins/Furans
Certificate of Analysis
Sample Summary

SDG Number:	1410C38	**Client:**	HALL001	**Project:**	HALL00113
Lab Sample ID:	12011792			**Matrix:**	WATER
Client Sample:	QC for batch 27339				
Client ID:	LCSD for batch 27339			**Prep Basis:**	As Received
Batch ID:	27342	**Method:**	EPA Method 1613B		
Run Date:	11/07/2014 06:43	**Analyst:**	JTF	**Instrument:**	HRP750
Data File:	A06NOV14A_3-2			**Dilution:**	1
Prep Batch:	27339	**Prep Method:**	SW846 3520C		
Prep Date:	03-NOV-14	**Prep Aliquot:**	1000 mL		

CAS No.	Parmname	Qual	Result	Units	PQL
1746-01-6	2,3,7,8-TCDD		214	pg/L	10.0
40321-76-4	1,2,3,7,8-PeCDD		1050	pg/L	50.0
39227-28-6	1,2,3,4,7,8-HxCDD		1020	pg/L	50.0
57653-85-7	1,2,3,6,7,8-HxCDD		1070	pg/L	50.0
19408-74-3	1,2,3,7,8,9-HxCDD		1140	pg/L	50.0
35822-46-9	1,2,3,4,6,7,8-HpCDD		1020	pg/L	50.0
3268-87-9	1,2,3,4,6,7,8,9-OCDD		2070	pg/L	100
51207-31-9	2,3,7,8-TCDF		191	pg/L	10.0
57117-41-6	1,2,3,7,8-PeCDF		1010	pg/L	50.0
57117-31-4	2,3,4,7,8-PeCDF		1040	pg/L	50.0
70648-26-9	1,2,3,4,7,8-HxCDF		1050	pg/L	50.0
57117-44-9	1,2,3,6,7,8-HxCDF		1060	pg/L	50.0
60851-34-5	2,3,4,6,7,8-HxCDF		1050	pg/L	50.0
72918-21-9	1,2,3,7,8,9-HxCDF		1100	pg/L	50.0
67562-39-4	1,2,3,4,6,7,8-HpCDF		992	pg/L	50.0
55673-89-7	1,2,3,4,7,8,9-HpCDF		1040	pg/L	50.0
39001-02-0	1,2,3,4,6,7,8,9-OCDF		2230	pg/L	100

Surrogate/Tracer recovery	Qual	Result	Nominal	Units	Recovery%	Acceptable Limits
13C-2,3,7,8-TCDD		1600	2000	pg/L	79.8	(20%-175%)
13C-1,2,3,7,8-PeCDD		1860	2000	pg/L	92.8	(21%-227%)
13C-1,2,3,4,7,8-HxCDD		1490	2000	pg/L	74.3	(21%-193%)
13C-1,2,3,6,7,8-HxCDD		1580	2000	pg/L	79.2	(25%-163%)
13C-1,2,3,4,6,7,8-HpCDD		1640	2000	pg/L	81.8	(22%-166%)
13C-OCDD		2730	4000	pg/L	68.3	(13%-199%)
13C-2,3,7,8-TCDF		1780	2000	pg/L	89.2	(22%-152%)
13C-1,2,3,7,8-PeCDF		1880	2000	pg/L	93.8	(21%-192%)
13C-2,3,4,7,8-PeCDF		1890	2000	pg/L	94.7	(13%-328%)
13C-1,2,3,4,7,8-HxCDF		1460	2000	pg/L	72.8	(19%-202%)
13C-1,2,3,6,7,8-HxCDF		1560	2000	pg/L	78.0	(21%-159%)
13C-2,3,4,6,7,8-HxCDF		1510	2000	pg/L	75.5	(22%-176%)
13C-1,2,3,7,8,9-HxCDF		1450	2000	pg/L	72.3	(17%-205%)
13C-1,2,3,4,6,7,8-HpCDF		1550	2000	pg/L	77.4	(21%-158%)
13C-1,2,3,4,7,8,9-HpCDF		1630	2000	pg/L	81.3	(20%-186%)
37Cl-2,3,7,8-TCDD		185	200	pg/L	92.5	(31%-191%)

Comments:

U Analyte was analyzed for, but not detected above the specified detection limit.

QC SUMMARY REPORT

Hall Environmental Analysis Laboratory, Inc.

WO#: **1410C38**

14-Nov-14

Client: PNM Resources

Project: Person Generating Station

Sample ID **MB-16226** SampType: **MBLK** TestCode: **EPA Method 200.7: Metals**

Client ID: **PBW** Batch ID: **16226** RunNo: **22346**

Prep Date: **11/4/2014** Analysis Date: **11/5/2014** SeqNo: **658473** Units: **mg/L**

Analyte	Result	PQL	SPK value	SPK Ref Val	%REC	LowLimit	HighLimit	%RPD	RPDLimit	Qual
Barium	ND	0.0020								
Beryllium	ND	0.0020								
Cadmium	ND	0.0020								
Chromium	ND	0.0060								
Cobalt	ND	0.0060								
Copper	ND	0.0060								
Nickel	ND	0.010								
Tin	ND	0.010								
Vanadium	ND	0.050								
Zinc	ND	0.010								

Sample ID **LCS-16226** SampType: **LCS** TestCode: **EPA Method 200.7: Metals**

Client ID: **LCSW** Batch ID: **16226** RunNo: **22346**

Prep Date: **11/4/2014** Analysis Date: **11/5/2014** SeqNo: **658474** Units: **mg/L**

Analyte	Result	PQL	SPK value	SPK Ref Val	%REC	LowLimit	HighLimit	%RPD	RPDLimit	Qual
Barium	0.52	0.0020	0.5000	0	103	85	115			
Beryllium	0.52	0.0020	0.5000	0	104	85	115			
Cadmium	0.51	0.0020	0.5000	0	102	85	115			
Chromium	0.49	0.0060	0.5000	0	98.7	85	115			
Cobalt	0.50	0.0060	0.5000	0	101	85	115			
Copper	0.51	0.0060	0.5000	0	101	85	115			
Nickel	0.49	0.010	0.5000	0	98.6	85	115			
Tin	0.50	0.010	0.5000	0	99.2	85	115			
Vanadium	0.52	0.050	0.5000	0	105	85	115			
Zinc	0.51	0.010	0.5000	0	102	85	115			

Sample ID **1410C38-002DMS** SampType: **MS** TestCode: **EPA Method 200.7: Metals**

Client ID: **PSMW-1R** Batch ID: **16226** RunNo: **22346**

Prep Date: **11/4/2014** Analysis Date: **11/5/2014** SeqNo: **658560** Units: **mg/L**

Analyte	Result	PQL	SPK value	SPK Ref Val	%REC	LowLimit	HighLimit	%RPD	RPDLimit	Qual
Barium	0.57	0.0020	0.5000	0.01087	112	70	130			
Beryllium	0.56	0.0020	0.5000	0	113	70	130			
Cadmium	0.57	0.0020	0.5000	0	114	70	130			
Chromium	0.55	0.0060	0.5000	0.03971	102	70	130			
Cobalt	0.55	0.0060	0.5000	0.001380	110	70	130			
Copper	0.53	0.0060	0.5000	0	107	70	130			
Nickel	0.51	0.010	0.5000	0	103	70	130			
Tin	0.54	0.010	0.5000	0	108	70	130			

Qualifiers:

- * Value exceeds Maximum Contaminant Level.
- E Value above quantitation range
- J Analyte detected below quantitation limits
- O RSD is greater than RSDlimit
- R RPD outside accepted recovery limits
- S Spike Recovery outside accepted recovery limits
- B Analyte detected in the associated Method Blank
- H Holding times for preparation or analysis exceeded
- ND Not Detected at the Reporting Limit
- P Sample pH greater than 2.
- RL Reporting Detection Limit

QC SUMMARY REPORT

Hall Environmental Analysis Laboratory, Inc.

WO#: **1410C38**

14-Nov-14

Client: PNM Resources

Project: Person Generating Station

Sample ID **1410C38-002DMS** SampType: **MS** TestCode: **EPA Method 200.7: Metals**

Client ID: **PSMW-1R** Batch ID: **16226** RunNo: **22346**

Prep Date: **11/4/2014** Analysis Date: **11/5/2014** SeqNo: **658560** Units: **mg/L**

Analyte	Result	PQL	SPK value	SPK Ref Val	%REC	LowLimit	HighLimit	%RPD	RPDLimit	Qual
Vanadium	0.55	0.050	0.5000	0.007020	109	70	130			

Sample ID **1410C38-002DMSD** SampType: **MSD** TestCode: **EPA Method 200.7: Metals**

Client ID: **PSMW-1R** Batch ID: **16226** RunNo: **22346**

Prep Date: **11/4/2014** Analysis Date: **11/5/2014** SeqNo: **658561** Units: **mg/L**

Analyte	Result	PQL	SPK value	SPK Ref Val	%REC	LowLimit	HighLimit	%RPD	RPDLimit	Qual
Barium	0.50	0.0020	0.5000	0.01087	98.5	70	130	13.0	20	
Beryllium	0.50	0.0020	0.5000	0	99.0	70	130	13.0	20	
Cadmium	0.50	0.0020	0.5000	0	99.9	70	130	13.1	20	
Chromium	0.48	0.0060	0.5000	0.03971	88.9	70	130	12.9	20	
Cobalt	0.49	0.0060	0.5000	0.001380	96.8	70	130	12.5	20	
Copper	0.47	0.0060	0.5000	0	93.2	70	130	13.6	20	
Nickel	0.45	0.010	0.5000	0	90.6	70	130	12.6	20	
Tin	0.48	0.010	0.5000	0	96.3	70	130	11.2	20	
Vanadium	0.49	0.050	0.5000	0.007020	95.7	70	130	12.9	20	

Sample ID **1410C38-002DMS** SampType: **MS** TestCode: **EPA Method 200.7: Metals**

Client ID: **PSMW-1R** Batch ID: **16226** RunNo: **22361**

Prep Date: **11/4/2014** Analysis Date: **11/5/2014** SeqNo: **658874** Units: **mg/L**

Analyte	Result	PQL	SPK value	SPK Ref Val	%REC	LowLimit	HighLimit	%RPD	RPDLimit	Qual
Lead	0.48	0.0050	0.5000	0	95.6	70	130			
Zinc	0.48	0.010	0.5000	0.007050	94.5	70	130			

Sample ID **1410C38-002DMSD** SampType: **MSD** TestCode: **EPA Method 200.7: Metals**

Client ID: **PSMW-1R** Batch ID: **16226** RunNo: **22361**

Prep Date: **11/4/2014** Analysis Date: **11/5/2014** SeqNo: **658875** Units: **mg/L**

Analyte	Result	PQL	SPK value	SPK Ref Val	%REC	LowLimit	HighLimit	%RPD	RPDLimit	Qual
Lead	0.47	0.0050	0.5000	0	94.7	70	130	0.996	20	
Zinc	0.48	0.010	0.5000	0.007050	93.7	70	130	0.859	20	

Qualifiers:

- * Value exceeds Maximum Contaminant Level.
- E Value above quantitation range
- J Analyte detected below quantitation limits
- O RSD is greater than RSDlimit
- R RPD outside accepted recovery limits
- S Spike Recovery outside accepted recovery limits
- B Analyte detected in the associated Method Blank
- H Holding times for preparation or analysis exceeded
- ND Not Detected at the Reporting Limit
- P Sample pH greater than 2.
- RL Reporting Detection Limit

QC SUMMARY REPORT

Hall Environmental Analysis Laboratory, Inc.

WO#: 1410C38

14-Nov-14

Client: PNM Resources

Project: Person Generating Station

Sample ID **LLLCS-16226** SampType: **LCSLL** TestCode: **EPA 200.8: Metals**

Client ID: **BatchQC** Batch ID: **16226** RunNo: **22411**

Prep Date: **11/4/2014** Analysis Date: **11/7/2014** SeqNo: **660496** Units: **mg/L**

Analyte	Result	PQL	SPK value	SPK Ref Val	%REC	LowLimit	HighLimit	%RPD	RPDLimit	Qual
Selenium	0.025	0.0010	0.02500	0	98.7	85	115			
Thallium	0.027	0.0010	0.02500	0	106	85	115			

Sample ID **MB-16226** SampType: **MBLK** TestCode: **EPA 200.8: Metals**

Client ID: **PBW** Batch ID: **16226** RunNo: **22411**

Prep Date: **11/4/2014** Analysis Date: **11/7/2014** SeqNo: **660500** Units: **mg/L**

Analyte	Result	PQL	SPK value	SPK Ref Val	%REC	LowLimit	HighLimit	%RPD	RPDLimit	Qual
Selenium	ND	0.0010								
Thallium	ND	0.0010								

Sample ID **LLLCS-16226** SampType: **LCSLL** TestCode: **EPA 200.8: Metals**

Client ID: **BatchQC** Batch ID: **16226** RunNo: **22466**

Prep Date: **11/4/2014** Analysis Date: **11/11/2014** SeqNo: **662207** Units: **mg/L**

Analyte	Result	PQL	SPK value	SPK Ref Val	%REC	LowLimit	HighLimit	%RPD	RPDLimit	Qual
Antimony	0.027	0.0010	0.02500	0	108	85	115			
Arsenic	0.025	0.0010	0.02500	0	98.7	85	115			

Sample ID **MB-16226** SampType: **MBLK** TestCode: **EPA 200.8: Metals**

Client ID: **PBW** Batch ID: **16226** RunNo: **22466**

Prep Date: **11/4/2014** Analysis Date: **11/11/2014** SeqNo: **662210** Units: **mg/L**

Analyte	Result	PQL	SPK value	SPK Ref Val	%REC	LowLimit	HighLimit	%RPD	RPDLimit	Qual
Antimony	ND	0.0010								
Arsenic	ND	0.0010								

Qualifiers:

- * Value exceeds Maximum Contaminant Level.
- E Value above quantitation range
- J Analyte detected below quantitation limits
- O RSD is greater than RSDlimit
- R RPD outside accepted recovery limits
- S Spike Recovery outside accepted recovery limits
- B Analyte detected in the associated Method Blank
- H Holding times for preparation or analysis exceeded
- ND Not Detected at the Reporting Limit
- P Sample pH greater than 2.
- RL Reporting Detection Limit

QC SUMMARY REPORT

Hall Environmental Analysis Laboratory, Inc.

WO#: **1410C38**

14-Nov-14

Client: PNM Resources

Project: Person Generating Station

Sample ID	MB-16250	SampType:	MBLK	TestCode:	EPA Method 245.1: Mercury						
Client ID:	PBW	Batch ID:	16250	RunNo:	22378						
Prep Date:	11/5/2014	Analysis Date:	11/6/2014	SeqNo:	659498	Units:	mg/L				
Analyte		Result	PQL	SPK value	SPK Ref Val	%REC	LowLimit	HighLimit	%RPD	RPDLimit	Qual
Mercury		ND	0.00020								

Sample ID	LCS-16250	SampType:	LCS	TestCode:	EPA Method 245.1: Mercury						
Client ID:	LCSW	Batch ID:	16250	RunNo:	22378						
Prep Date:	11/5/2014	Analysis Date:	11/6/2014	SeqNo:	659499	Units:	mg/L				
Analyte		Result	PQL	SPK value	SPK Ref Val	%REC	LowLimit	HighLimit	%RPD	RPDLimit	Qual
Mercury		0.0052	0.00020	0.005000	0	104	80	120			

Qualifiers:

*	Value exceeds Maximum Contaminant Level.	B	Analyte detected in the associated Method Blank
E	Value above quantitation range	H	Holding times for preparation or analysis exceeded
J	Analyte detected below quantitation limits	ND	Not Detected at the Reporting Limit
O	RSD is greater than RSDlimit	P	Sample pH greater than 2.
R	RPD outside accepted recovery limits	RL	Reporting Detection Limit
S	Spike Recovery outside accepted recovery limits		

QC SUMMARY REPORT

Hall Environmental Analysis Laboratory, Inc.

WO#: **1410C38**

14-Nov-14

Client: PNM Resources

Project: Person Generating Station

Sample ID **MB-16142**	SampType: **MBLK**	TestCode: **EPA Method 504.1: EDB/DBCP**
Client ID: **PBW**	Batch ID: **16142**	RunNo: **22206**
Prep Date: **10/29/2014**	Analysis Date: **10/29/2014**	SeqNo: **654311** Units: **µg/L**

Analyte	Result	PQL	SPK value	SPK Ref Val	%REC	LowLimit	HighLimit	%RPD	RPDLimit	Qual
1,2-Dibromo-3-chloropropane	ND	0.10								
1,2-Dibromoethane	ND	0.010								

Sample ID **LCS-16142**	SampType: **LCS**	TestCode: **EPA Method 504.1: EDB/DBCP**
Client ID: **LCSW**	Batch ID: **16142**	RunNo: **22206**
Prep Date: **10/29/2014**	Analysis Date: **10/29/2014**	SeqNo: **654312** Units: **µg/L**

Analyte	Result	PQL	SPK value	SPK Ref Val	%REC	LowLimit	HighLimit	%RPD	RPDLimit	Qual
1,2-Dibromo-3-chloropropane	ND	0.10	0.1000	0	95.0	70	130			
1,2-Dibromoethane	0.084	0.010	0.1000	0	84.0	70	130			

Qualifiers:

*	Value exceeds Maximum Contaminant Level.	B	Analyte detected in the associated Method Blank
E	Value above quantitation range	H	Holding times for preparation or analysis exceeded
J	Analyte detected below quantitation limits	ND	Not Detected at the Reporting Limit
O	RSD is greater than RSDlimit	P	Sample pH greater than 2.
R	RPD outside accepted recovery limits	RL	Reporting Detection Limit
S	Spike Recovery outside accepted recovery limits		

QC SUMMARY REPORT

Hall Environmental Analysis Laboratory, Inc.

WO#: 1410C38

14-Nov-14

Client: PNM Resources

Project: Person Generating Station

Sample ID **MB-16160** SampType: **MBLK** TestCode: **EPA Method 8081: PESTICIDES**

Client ID: **PBW** Batch ID: **16160** RunNo: **22324**

Prep Date: **10/30/2014** Analysis Date: **11/4/2014** SeqNo: **657776** Units: **µg/L**

Analyte	Result	PQL	SPK value	SPK Ref Val	%REC	LowLimit	HighLimit	%RPD	RPDLimit	Qual
4,4'-DDD	ND	0.050								
4,4'-DDE	ND	0.050								
4,4'-DDT	ND	0.050								
Aldrin	ND	0.050								
alpha-BHC	ND	0.050								
beta-BHC	ND	0.050								
Chlordane	ND	1.0								
delta-BHC	ND	0.050								
Dieldrin	ND	0.050								
Endosulfan I	ND	0.050								
Endosulfan II	ND	0.050								
Endosulfan sulfate	ND	0.050								
Endrin	ND	0.050								
Endrin aldehyde	ND	0.050								
gamma-BHC	ND	0.050								
Heptachlor	ND	0.050								
Heptachlor epoxide	ND	0.050								
Methoxychlor	ND	0.050								
Toxaphene	ND	1.0								
Surr: Decachlorobiphenyl	2.7		2.500		107	40.2	135			
Surr: Tetrachloro-m-xylene	2.7		2.500		107	42.3	124			

Sample ID **LCS-16160** SampType: **LCS** TestCode: **EPA Method 8081: PESTICIDES**

Client ID: **LCSW** Batch ID: **16160** RunNo: **22324**

Prep Date: **10/30/2014** Analysis Date: **11/4/2014** SeqNo: **657777** Units: **µg/L**

Analyte	Result	PQL	SPK value	SPK Ref Val	%REC	LowLimit	HighLimit	%RPD	RPDLimit	Qual
4,4'-DDD	0.32	0.050	0.5000	0	64.2	55	127			
4,4'-DDE	0.31	0.050	0.5000	0	62.6	51.5	130			
4,4'-DDT	0.31	0.050	0.5000	0	62.2	50.7	131			
Aldrin	0.30	0.050	0.5000	0	60.2	45.2	133			
alpha-BHC	0.30	0.050	0.5000	0	61.0	39.6	142			
beta-BHC	0.31	0.050	0.5000	0	61.2	36.4	144			
delta-BHC	0.31	0.050	0.5000	0	62.6	40.2	146			
Dieldrin	0.31	0.050	0.5000	0	62.6	48.3	132			
Endosulfan I	0.32	0.050	0.5000	0	63.0	49.1	132			
Endosulfan II	0.31	0.050	0.5000	0	62.2	50	128			
Endosulfan sulfate	0.32	0.050	0.5000	0	63.8	35.5	152			
Endrin	0.31	0.050	0.5000	0	61.4	54.2	147			

Qualifiers:

- * Value exceeds Maximum Contaminant Level.
- E Value above quantitation range
- J Analyte detected below quantitation limits
- O RSD is greater than RSDlimit
- R RPD outside accepted recovery limits
- S Spike Recovery outside accepted recovery limits
- B Analyte detected in the associated Method Blank
- H Holding times for preparation or analysis exceeded
- ND Not Detected at the Reporting Limit
- P Sample pH greater than 2.
- RL Reporting Detection Limit

QC SUMMARY REPORT

Hall Environmental Analysis Laboratory, Inc.

WO#: **1410C38**

14-Nov-14

Client: PNM Resources

Project: Person Generating Station

Sample ID **LCS-16160** SampType: **LCS** TestCode: **EPA Method 8081: PESTICIDES**

Client ID: **LCSW** Batch ID: **16160** RunNo: **22324**

Prep Date: **10/30/2014** Analysis Date: **11/4/2014** SeqNo: **657777** Units: **µg/L**

Analyte	Result	PQL	SPK value	SPK Ref Val	%REC	LowLimit	HighLimit	%RPD	RPDLimit	Qual
Endrin aldehyde	0.32	0.050	0.5000	0	64.8	52.3	119			
gamma-BHC	0.31	0.050	0.5000	0	62.4	40.3	144			
Heptachlor	0.31	0.050	0.5000	0	61.6	44.7	141			
Heptachlor epoxide	0.31	0.050	0.5000	0	62.6	47.1	134			
Methoxychlor	0.30	0.050	0.5000	0	59.6	47.2	139			
Surr: Decachlorobiphenyl	1.5		2.500		58.6	40.2	135			
Surr: Tetrachloro-m-xylene	1.3		2.500		53.8	42.3	124			

Sample ID **1410C38-002CMS** SampType: **MS** TestCode: **EPA Method 8081: PESTICIDES**

Client ID: **PSMW-1R** Batch ID: **16160** RunNo: **22324**

Prep Date: **10/30/2014** Analysis Date: **11/4/2014** SeqNo: **657782** Units: **µg/L**

Analyte	Result	PQL	SPK value	SPK Ref Val	%REC	LowLimit	HighLimit	%RPD	RPDLimit	Qual
4,4'-DDD	0.29	0.050	0.5000	0	58.6	63.2	145			S
4,4'-DDE	0.28	0.050	0.5000	0	56.6	54	154			
4,4'-DDT	0.29	0.050	0.5000	0	58.2	49.7	145			
Aldrin	0.27	0.050	0.5000	0	53.2	42.4	121			
alpha-BHC	0.27	0.050	0.5000	0	53.8	45.5	115			
beta-BHC	0.27	0.050	0.5000	0	53.8	55.6	126			S
delta-BHC	0.28	0.050	0.5000	0	55.4	49.6	130			
Dieldrin	0.28	0.050	0.5000	0	56.8	42.7	136			
Endosulfan I	0.28	0.050	0.5000	0	56.4	49.8	136			
Endosulfan II	0.29	0.050	0.5000	0	58.2	47.9	144			
Endosulfan sulfate	0.29	0.050	0.5000	0	58.4	53.2	143			
Endrin	0.28	0.050	0.5000	0	56.6	55.9	146			
Endrin aldehyde	0.29	0.050	0.5000	0	58.0	42.2	145			
gamma-BHC	0.27	0.050	0.5000	0	54.0	45.5	120			
Heptachlor	0.27	0.050	0.5000	0	54.2	42.6	123			
Heptachlor epoxide	0.28	0.050	0.5000	0	56.0	44	134			
Methoxychlor	0.26	0.050	0.5000	0	52.4	66	143			S
Surr: Decachlorobiphenyl	1.4		2.500		54.7	40.2	135			
Surr: Tetrachloro-m-xylene	1.2		2.500		47.5	42.3	124			

Sample ID **1410C38-002CMSD** SampType: **MSD** TestCode: **EPA Method 8081: PESTICIDES**

Client ID: **PSMW-1R** Batch ID: **16160** RunNo: **22324**

Prep Date: **10/30/2014** Analysis Date: **11/4/2014** SeqNo: **657872** Units: **µg/L**

Analyte	Result	PQL	SPK value	SPK Ref Val	%REC	LowLimit	HighLimit	%RPD	RPDLimit	Qual
4,4'-DDD	0.29	0.050	0.5000	0	57.8	63.2	145	1.37	20	S
4,4'-DDE	0.29	0.050	0.5000	0	57.2	54	154	1.05	20	

Qualifiers:

- * Value exceeds Maximum Contaminant Level.
- E Value above quantitation range
- J Analyte detected below quantitation limits
- O RSD is greater than RSDlimit
- R RPD outside accepted recovery limits
- S Spike Recovery outside accepted recovery limits
- B Analyte detected in the associated Method Blank
- H Holding times for preparation or analysis exceeded
- ND Not Detected at the Reporting Limit
- P Sample pH greater than 2.
- RL Reporting Detection Limit

QC SUMMARY REPORT

Hall Environmental Analysis Laboratory, Inc.

WO#: **1410C38**

14-Nov-14

Client: PNM Resources

Project: Person Generating Station

Sample ID **1410C38-002CMSD** SampType: **MSD** TestCode: **EPA Method 8081: PESTICIDES**

Client ID: **PSMW-1R** Batch ID: **16160** RunNo: **22324**

Prep Date: **10/30/2014** Analysis Date: **11/4/2014** SeqNo: **657872** Units: **µg/L**

Analyte	Result	PQL	SPK value	SPK Ref Val	%REC	LowLimit	HighLimit	%RPD	RPDLimit	Qual
4,4'-DDT	0.29	0.050	0.5000	0	57.0	49.7	145	2.08	20	
Aldrin	0.27	0.050	0.5000	0	53.2	42.4	121	0	20	
alpha-BHC	0.27	0.050	0.5000	0	53.4	45.5	115	0.746	20	
beta-BHC	0.26	0.050	0.5000	0	52.8	55.6	126	1.88	20	S
delta-BHC	0.28	0.050	0.5000	0	55.6	49.6	130	0.360	20	
Dieldrin	0.28	0.050	0.5000	0	56.2	42.7	136	1.06	20	
Endosulfan I	0.28	0.050	0.5000	0	56.2	49.8	136	0.355	20	
Endosulfan II	0.29	0.050	0.5000	0	57.4	47.9	144	1.38	20	
Endosulfan sulfate	0.29	0.050	0.5000	0	58.4	53.2	143	0	20	
Endrin	0.28	0.050	0.5000	0	56.0	55.9	146	1.07	20	
Endrin aldehyde	0.31	0.050	0.5000	0	61.4	42.2	145	5.70	20	
gamma-BHC	0.27	0.050	0.5000	0	54.0	45.5	120	0	20	
Heptachlor	0.27	0.050	0.5000	0	54.0	42.6	123	0.370	20	
Heptachlor epoxide	0.28	0.050	0.5000	0	55.4	44	134	1.08	20	
Methoxychlor	0.28	0.050	0.5000	0	55.0	66	143	4.84	20	S
Surr: Decachlorobiphenyl	1.3		2.500		53.1	40.2	135	0	20	
Surr: Tetrachloro-m-xylene	1.2		2.500		46.8	42.3	124	0	20	

Qualifiers:

*	Value exceeds Maximum Contaminant Level.	B	Analyte detected in the associated Method Blank
E	Value above quantitation range	H	Holding times for preparation or analysis exceeded
J	Analyte detected below quantitation limits	ND	Not Detected at the Reporting Limit
O	RSD is greater than RSDlimit	P	Sample pH greater than 2.
R	RPD outside accepted recovery limits	RL	Reporting Detection Limit
S	Spike Recovery outside accepted recovery limits		

QC SUMMARY REPORT

Hall Environmental Analysis Laboratory, Inc.

WO#: **1410C38**
14-Nov-14

Client: PNM Resources
Project: Person Generating Station

Sample ID **MB-16161** SampType: **MBLK** TestCode: **EPA Method 8082: PCB's**
Client ID: **PBW** Batch ID: **16161** RunNo: **22244**
Prep Date: **10/30/2014** Analysis Date: **10/30/2014** SeqNo: **655571** Units: **µg/L**

Analyte	Result	PQL	SPK value	SPK Ref Val	%REC	LowLimit	HighLimit	%RPD	RPDLimit	Qual
Aroclor 1016	ND	1.0								
Aroclor 1221	ND	1.0								
Aroclor 1232	ND	1.0								
Aroclor 1242	ND	1.0								
Aroclor 1248	ND	1.0								
Aroclor 1254	ND	1.0								
Aroclor 1260	ND	1.0								
Surr: Decachlorobiphenyl	2.4		2.500		95.2	26.3	122			
Surr: Tetrachloro-m-xylene	2.0		2.500		80.4	33.8	120			

Sample ID **LCS-16161** SampType: **LCS** TestCode: **EPA Method 8082: PCB's**
Client ID: **LCSW** Batch ID: **16161** RunNo: **22244**
Prep Date: **10/30/2014** Analysis Date: **10/30/2014** SeqNo: **655572** Units: **µg/L**

Analyte	Result	PQL	SPK value	SPK Ref Val	%REC	LowLimit	HighLimit	%RPD	RPDLimit	Qual
Aroclor 1016	4.1	1.0	5.000	0	82.4	15	134			
Aroclor 1260	4.3	1.0	5.000	0	86.1	32.1	148			
Surr: Decachlorobiphenyl	2.6		2.500		104	26.3	122			
Surr: Tetrachloro-m-xylene	2.3		2.500		90.4	33.8	120			

Sample ID **1410C38-002BMS** SampType: **MS** TestCode: **EPA Method 8082: PCB's**
Client ID: **PSMW-1R** Batch ID: **16161** RunNo: **22244**
Prep Date: **10/30/2014** Analysis Date: **10/30/2014** SeqNo: **655578** Units: **µg/L**

Analyte	Result	PQL	SPK value	SPK Ref Val	%REC	LowLimit	HighLimit	%RPD	RPDLimit	Qual
Aroclor 1016	3.2	1.0	5.000	0	64.2	32	95.3			
Aroclor 1260	3.8	1.0	5.000	0	75.9	32.8	113			
Surr: Decachlorobiphenyl	2.0		2.500		82.0	26.3	122			
Surr: Tetrachloro-m-xylene	1.7		2.500		66.8	33.8	120			

Sample ID **1410C38-002BMSD** SampType: **MSD** TestCode: **EPA Method 8082: PCB's**
Client ID: **PSMW-1R** Batch ID: **16161** RunNo: **22244**
Prep Date: **10/30/2014** Analysis Date: **10/30/2014** SeqNo: **655579** Units: **µg/L**

Analyte	Result	PQL	SPK value	SPK Ref Val	%REC	LowLimit	HighLimit	%RPD	RPDLimit	Qual
Aroclor 1016	3.7	1.0	5.000	0	73.2	32	95.3	13.0	20	
Aroclor 1260	4.4	1.0	5.000	0	87.2	32.8	113	13.8	27.6	
Surr: Decachlorobiphenyl	2.3		2.500		91.6	26.3	122	0	0	
Surr: Tetrachloro-m-xylene	1.9		2.500		75.6	33.8	120	0	0	

Qualifiers:

- * Value exceeds Maximum Contaminant Level.
- E Value above quantitation range
- J Analyte detected below quantitation limits
- O RSD is greater than RSDlimit
- R RPD outside accepted recovery limits
- S Spike Recovery outside accepted recovery limits
- B Analyte detected in the associated Method Blank
- H Holding times for preparation or analysis exceeded
- ND Not Detected at the Reporting Limit
- P Sample pH greater than 2.
- RL Reporting Detection Limit

QC SUMMARY REPORT

Hall Environmental Analysis Laboratory, Inc.

WO#: 1410C38

14-Nov-14

Client: PNM Resources

Project: Person Generating Station

Sample ID **5ml rb**	SampType: **MBLK**	TestCode: **EPA Method 8260B: VOLATILES**	
Client ID: **PBW**	Batch ID: **R22309**	RunNo: **22309**	
Prep Date:	Analysis Date: **11/3/2014**	SeqNo: **657266**	Units: **µg/L**

Analyte	Result	PQL	SPK value	SPK Ref Val	%REC	LowLimit	HighLimit	%RPD	RPDLimit	Qual
Benzene	ND	1.0								
Toluene	ND	1.0								
Ethylbenzene	ND	1.0								
Methyl tert-butyl ether (MTBE)	ND	1.0								
1,2,4-Trimethylbenzene	ND	1.0								
1,3,5-Trimethylbenzene	ND	1.0								
1,2-Dichloroethane (EDC)	ND	1.0								
1,2-Dibromoethane (EDB)	ND	1.0								
Naphthalene	ND	2.0								
1-Methylnaphthalene	ND	4.0								
2-Methylnaphthalene	ND	4.0								
Acetone	ND	10								
Bromobenzene	ND	1.0								
Bromodichloromethane	ND	1.0								
Bromoform	ND	1.0								
Bromomethane	ND	3.0								
2-Butanone	ND	10								
Carbon disulfide	ND	10								
Carbon Tetrachloride	ND	1.0								
Chlorobenzene	ND	1.0								
Chloroethane	ND	2.0								
Chloroform	ND	1.0								
Chloromethane	ND	3.0								
2-Chlorotoluene	ND	1.0								
4-Chlorotoluene	ND	1.0								
cis-1,2-DCE	ND	1.0								
cis-1,3-Dichloropropene	ND	1.0								
1,2-Dibromo-3-chloropropane	ND	2.0								
Dibromochloromethane	ND	1.0								
Dibromomethane	ND	1.0								
1,2-Dichlorobenzene	ND	1.0								
1,3-Dichlorobenzene	ND	1.0								
1,4-Dichlorobenzene	ND	1.0								
Dichlorodifluoromethane	ND	1.0								
1,1-Dichloroethane	ND	1.0								
1,1-Dichloroethene	ND	1.0								
1,2-Dichloropropane	ND	1.0								
1,3-Dichloropropane	ND	1.0								
2,2-Dichloropropane	ND	2.0								

Qualifiers:

*	Value exceeds Maximum Contaminant Level.	B	Analyte detected in the associated Method Blank
E	Value above quantitation range	H	Holding times for preparation or analysis exceeded
J	Analyte detected below quantitation limits	ND	Not Detected at the Reporting Limit
O	RSD is greater than RSDlimit	P	Sample pH greater than 2.
R	RPD outside accepted recovery limits	RL	Reporting Detection Limit
S	Spike Recovery outside accepted recovery limits		

QC SUMMARY REPORT

Hall Environmental Analysis Laboratory, Inc.

WO#: **1410C38**

14-Nov-14

Client: PNM Resources

Project: Person Generating Station

Sample ID **5ml rb** SampType: **MBLK** TestCode: **EPA Method 8260B: VOLATILES**

Client ID: **PBW** Batch ID: **R22309** RunNo: **22309**

Prep Date: Analysis Date: **11/3/2014** SeqNo: **657266** Units: **µg/L**

Analyte	Result	PQL	SPK value	SPK Ref Val	%REC	LowLimit	HighLimit	%RPD	RPDLimit	Qual
1,1-Dichloropropene	ND	1.0								
Hexachlorobutadiene	ND	1.0								
2-Hexanone	ND	10								
Isopropylbenzene	ND	1.0								
4-Isopropyltoluene	ND	1.0								
4-Methyl-2-pentanone	ND	10								
Methylene Chloride	ND	3.0								
n-Butylbenzene	ND	3.0								
n-Propylbenzene	ND	1.0								
sec-Butylbenzene	ND	1.0								
Styrene	ND	1.0								
tert-Butylbenzene	ND	1.0								
1,1,1,2-Tetrachloroethane	ND	1.0								
1,1,2,2-Tetrachloroethane	ND	2.0								
Tetrachloroethene (PCE)	ND	1.0								
trans-1,2-DCE	ND	1.0								
trans-1,3-Dichloropropene	ND	1.0								
1,2,3-Trichlorobenzene	ND	1.0								
1,2,4-Trichlorobenzene	ND	1.0								
1,1,1-Trichloroethane	ND	1.0								
1,1,2-Trichloroethane	ND	1.0								
Trichloroethene (TCE)	ND	1.0								
Trichlorofluoromethane	ND	1.0								
1,2,3-Trichloropropane	ND	2.0								
Vinyl chloride	ND	1.0								
Xylenes, Total	ND	1.5								
Surr: 1,2-Dichloroethane-d4	8.7		10.00		87.4	70	130			
Surr: 4-Bromofluorobenzene	9.5		10.00		95.3	70	130			
Surr: Dibromofluoromethane	9.4		10.00		94.0	70	130			
Surr: Toluene-d8	8.6		10.00		86.4	70	130			

Sample ID **100ng lcs** SampType: **LCS** TestCode: **EPA Method 8260B: VOLATILES**

Client ID: **LCSW** Batch ID: **R22309** RunNo: **22309**

Prep Date: Analysis Date: **11/3/2014** SeqNo: **657268** Units: **µg/L**

Analyte	Result	PQL	SPK value	SPK Ref Val	%REC	LowLimit	HighLimit	%RPD	RPDLimit	Qual
Benzene	24	1.0	20.00	0	120	70	130			
Toluene	23	1.0	20.00	0	114	80	120			
Chlorobenzene	20	1.0	20.00	0	100	70	130			

Qualifiers:

- * Value exceeds Maximum Contaminant Level.
- E Value above quantitation range
- J Analyte detected below quantitation limits
- O RSD is greater than RSDlimit
- R RPD outside accepted recovery limits
- S Spike Recovery outside accepted recovery limits
- B Analyte detected in the associated Method Blank
- H Holding times for preparation or analysis exceeded
- ND Not Detected at the Reporting Limit
- P Sample pH greater than 2.
- RL Reporting Detection Limit

QC SUMMARY REPORT

Hall Environmental Analysis Laboratory, Inc.

WO#: **1410C38**

14-Nov-14

Client: PNM Resources

Project: Person Generating Station

Sample ID **100ng lcs**	SampType: **LCS**	TestCode: **EPA Method 8260B: VOLATILES**	
Client ID: **LCSW**	Batch ID: **R22309**	RunNo: **22309**	
Prep Date:	Analysis Date: **11/3/2014**	SeqNo: **657268**	Units: **µg/L**

Analyte	Result	PQL	SPK value	SPK Ref Val	%REC	LowLimit	HighLimit	%RPD	RPDLimit	Qual
1,1-Dichloroethene	25	1.0	20.00	0	124	82.6	131			
Trichloroethene (TCE)	21	1.0	20.00	0	106	70	130			
Surr: 1,2-Dichloroethane-d4	9.0		10.00		89.6	70	130			
Surr: 4-Bromofluorobenzene	8.8		10.00		88.4	70	130			
Surr: Dibromofluoromethane	10		10.00		101	70	130			
Surr: Toluene-d8	9.2		10.00		92.3	70	130			

Qualifiers:

*	Value exceeds Maximum Contaminant Level.	B	Analyte detected in the associated Method Blank
E	Value above quantitation range	H	Holding times for preparation or analysis exceeded
J	Analyte detected below quantitation limits	ND	Not Detected at the Reporting Limit
O	RSD is greater than RSDlimit	P	Sample pH greater than 2.
R	RPD outside accepted recovery limits	RL	Reporting Detection Limit
S	Spike Recovery outside accepted recovery limits		

HALL ENVIRONMENTAL ANALYSIS LABORATORY

Hall Environmental Analysis Laboratory
4901 Hawkins NE
Albuquerque, NM 87109
TEL: 505-345-3975 FAX: 505-345-4107
Website: www.hallenvironmental.com

Sample Log-In Check List

Client Name: PNM Aztec Work Order Number: 1410C38 RcptNo: 1

Received by/date: CS 10/27/14

Logged By: Anne Thorne 10/27/2014 4:50:00 PM Anne Thorne

Completed By: Anne Thorne 10/28/2014 Anne Thorne

Reviewed By: 10/28/14

Chain of Custody

1. Custody seals intact on sample bottles? Yes ☐ No ☐ Not Present ☑
2. Is Chain of Custody complete? Yes ☑ No ☐ Not Present ☐
3. How was the sample delivered? Client

Log In

4. Was an attempt made to cool the samples? Yes ☑ No ☐ NA ☐
5. Were all samples received at a temperature of >0° C to 6.0°C Yes ☐ No ☑ NA ☐
   Samples were collected the same day and chilled.
6. Sample(s) in proper container(s)? Yes ☑ No ☐
7. Sufficient sample volume for indicated test(s)? Yes ☑ No ☐
8. Are samples (except VOA and ONG) properly preserved? Yes ☑ No ☐
9. Was preservative added to bottles? Yes ☐ No ☑ NA ☐
10. VOA vials have zero headspace? Yes ☑ No ☐ No VOA Vials ☐
11. Were any sample containers received broken? Yes ☐ No ☑
12. Does paperwork match bottle labels? Yes ☑ No ☐
    (Note discrepancies on chain of custody)
13. Are matrices correctly identified on Chain of Custody? Yes ☑ No ☐
14. Is it clear what analyses were requested? Yes ☑ No ☐
15. Were all holding times able to be met? Yes ☑ No ☐
    (If no, notify customer for authorization.)

# of preserved bottles checked for pH: 4 (<2 or >12 unless noted) 10/28/14
Adjusted? —
Checked by: 10/28/14

Special Handling (if applicable)

16. Was client notified of all discrepancies with this order? Yes ☐ No ☐ NA ☑

Person Notified: Date
By Whom: Via: ☐ eMail ☐ Phone ☐ Fax ☐ In Person
Regarding:
Client Instructions:

17. Additional remarks:

18. Cooler Information

Cooler No	Temp °C	Condition	Seal Intact	Seal No	Seal Date	Signed By
2	8.6	Good	Not Present			

Chain-of-Custody Record

Client: PNM John Hale

Mailing Address: 2401 AZTEC Rd NE
Albuquerque, NM 87107

Phone #: 505 241-2014

email or Fax#: John.hale@PNMResources.com

QA/QC Package:
☒ Standard ☐ Level 4 (Full Validation)

Accreditation
☐ NELAP ☐ Other _____

☐ EDD (Type) _____

Turn-Around Time:
☐ Standard ☐ Rush _____

Project Name: Person Generating Station

Project #: Semi Annual Fall 2014

Project Manager: John Hale

Sampler: Mark Sikelianos

On Ice: ☒ Yes ☐ No

Sample Temperature: 8.6°C

HALL ENVIRONMENTAL ANALYSIS LABORATORY

www.hallenvironmental.com

4901 Hawkins NE - Albuquerque, NM 87109

Tel. 505-345-3975 Fax 505-345-4107

Analysis Request

Date	Time	Matrix	Sample Request ID	Container Type and #	Preservative Type	HEAL No. 1410638	BTEX + MTBE + TMB's (8021)	BTEX + MTBE + TPH (Gas only)	TPH 8015B (GRO / DRO / MRO)	TPH (Method 418.1)	EDB (Method 504.1)	PAH's (8310 or 8270 SIMS)	RCRA 8 Metals	Anions (F,Cl,NO_3,NO_2,PO_4,SO_4)	8081 Pesticides / 8082 PCB's	8260B (VOA)	8270 (Semi-VOA) Appendix G				Air Bubbles (Y or N)
10/27/14	0955	Aqueous	PSMW-7R	3-40ml VOAs HCl 1 40ml VOA 50th		-001											X				
"	1310	"	PSMW-1R	8-~~1L~~ Amber 1500 1500 HNO3 1500 NaOH		-002											X				
	1330	"	PSMW-A	3-40ml VOAs HCl		-003										X					
	1600	"	PSMW-17	3-40ml VOAs HCl		-004										X					
			Trip Blank			-005										X					

Date:	Time:	Relinquished by:	Received by:	Date	Time
10/27/14	1650	[signature]	[signature]	10/27/14	1650
Date:	Time:	Relinquished by:	Received by:	Date	Time

Remarks:

If necessary, samples submitted to Hall Environmental may be subcontracted to other accredited laboratories. This serves as notice of this possibility. Any sub-contracted data will be clearly notated on the analytical report.

HALL
ENVIRONMENTAL
ANALYSIS
LABORATORY

Hall Environmental Analysis Laboratory
4901 Hawkins NE
Albuquerque, NM 87109
TEL: 505-345-3975 FAX: 505-345-4107
Website: www.hallenvironmental.com

November 04, 2014

John Hale
Public Service Company
2401 Aztec, NE #Z110
Albuquerque, NM 87107
TEL: (505) 241-2014
FAX (505) 241-4306

RE: Person Generating Station OrderNo.: 1410D41

Dear John Hale:

Hall Environmental Analysis Laboratory received 9 sample(s) on 10/29/2014 for the analyses presented in the following report.

These were analyzed according to EPA procedures or equivalent. To access our accredited tests please go to www.hallenvironmental.com or the state specific web sites. In order to properly interpret your results it is imperative that you review this report in its entirety. See the sample checklist and/or the Chain of Custody for information regarding the sample receipt temperature and preservation. Data qualifiers or a narrative will be provided if the sample analysis or analytical quality control parameters require a flag. When necessary, data qualifers are provided on both the sample analysis report and the QC summary report, both sections should be reviewed. All samples are reported, as received, unless otherwise indicated. Lab measurement of analytes considered field parameters that require analysis within 15 minutes of sampling such as pH and residual chlorine are qualified as being analyzed outside of the recommended holding time.

Please don't hesitate to contact HEAL for any additional information or clarifications.

ADHS Cert #AZ0682 -- NMED-DWB Cert #NM9425 -- NMED-Micro Cert #NM0190

Sincerely,

Andy Freeman
Laboratory Manager
4901 Hawkins NE
Albuquerque, NM 87109

Hall Environmental Analysis Laboratory, Inc.

CLIENT: Public Service Company
Project: Person Generating Station
Lab ID: 1410D41-001
Matrix: AQUEOUS
Client Sample ID: PSMW24-500
Collection Date: 10/29/2014 10:20:00 AM
Received Date: 10/29/2014 5:00:00 PM

Analyses	Result	RL	Qual	Units	DF	Date Analyzed	Batch
EPA METHOD 8260B: VOLATILES						Analyst:	KJH
Benzene	ND	1.0		µg/L	1	10/31/2014 6:51:22 PM	R22284
Toluene	ND	1.0		µg/L	1	10/31/2014 6:51:22 PM	R22284
Ethylbenzene	ND	1.0		µg/L	1	10/31/2014 6:51:22 PM	R22284
Methyl tert-butyl ether (MTBE)	ND	1.0		µg/L	1	10/31/2014 6:51:22 PM	R22284
1,2,4-Trimethylbenzene	ND	1.0		µg/L	1	10/31/2014 6:51:22 PM	R22284
1,3,5-Trimethylbenzene	ND	1.0		µg/L	1	10/31/2014 6:51:22 PM	R22284
1,2-Dichloroethane (EDC)	ND	1.0		µg/L	1	10/31/2014 6:51:22 PM	R22284
1,2-Dibromoethane (EDB)	ND	1.0		µg/L	1	10/31/2014 6:51:22 PM	R22284
Naphthalene	ND	2.0		µg/L	1	10/31/2014 6:51:22 PM	R22284
1-Methylnaphthalene	ND	4.0		µg/L	1	10/31/2014 6:51:22 PM	R22284
2-Methylnaphthalene	ND	4.0		µg/L	1	10/31/2014 6:51:22 PM	R22284
Acetone	ND	10		µg/L	1	10/31/2014 6:51:22 PM	R22284
Bromobenzene	ND	1.0		µg/L	1	10/31/2014 6:51:22 PM	R22284
Bromodichloromethane	ND	1.0		µg/L	1	10/31/2014 6:51:22 PM	R22284
Bromoform	ND	1.0		µg/L	1	10/31/2014 6:51:22 PM	R22284
Bromomethane	ND	3.0		µg/L	1	10/31/2014 6:51:22 PM	R22284
2-Butanone	ND	10		µg/L	1	10/31/2014 6:51:22 PM	R22284
Carbon disulfide	ND	10		µg/L	1	10/31/2014 6:51:22 PM	R22284
Carbon Tetrachloride	ND	1.0		µg/L	1	10/31/2014 6:51:22 PM	R22284
Chlorobenzene	ND	1.0		µg/L	1	10/31/2014 6:51:22 PM	R22284
Chloroethane	ND	2.0		µg/L	1	10/31/2014 6:51:22 PM	R22284
Chloroform	2.6	1.0		µg/L	1	10/31/2014 6:51:22 PM	R22284
Chloromethane	ND	3.0		µg/L	1	10/31/2014 6:51:22 PM	R22284
2-Chlorotoluene	ND	1.0		µg/L	1	10/31/2014 6:51:22 PM	R22284
4-Chlorotoluene	ND	1.0		µg/L	1	10/31/2014 6:51:22 PM	R22284
cis-1,2-DCE	ND	1.0		µg/L	1	10/31/2014 6:51:22 PM	R22284
cis-1,3-Dichloropropene	ND	1.0		µg/L	1	10/31/2014 6:51:22 PM	R22284
1,2-Dibromo-3-chloropropane	ND	2.0		µg/L	1	10/31/2014 6:51:22 PM	R22284
Dibromochloromethane	ND	1.0		µg/L	1	10/31/2014 6:51:22 PM	R22284
Dibromomethane	ND	1.0		µg/L	1	10/31/2014 6:51:22 PM	R22284
1,2-Dichlorobenzene	ND	1.0		µg/L	1	10/31/2014 6:51:22 PM	R22284
1,3-Dichlorobenzene	ND	1.0		µg/L	1	10/31/2014 6:51:22 PM	R22284
1,4-Dichlorobenzene	ND	1.0		µg/L	1	10/31/2014 6:51:22 PM	R22284
Dichlorodifluoromethane	ND	1.0		µg/L	1	10/31/2014 6:51:22 PM	R22284
1,1-Dichloroethane	ND	1.0		µg/L	1	10/31/2014 6:51:22 PM	R22284
1,1-Dichloroethene	1.3	1.0		µg/L	1	10/31/2014 6:51:22 PM	R22284
1,2-Dichloropropane	ND	1.0		µg/L	1	10/31/2014 6:51:22 PM	R22284
1,3-Dichloropropane	ND	1.0		µg/L	1	10/31/2014 6:51:22 PM	R22284
2,2-Dichloropropane	ND	2.0		µg/L	1	10/31/2014 6:51:22 PM	R22284

Refer to the QC Summary report and sample login checklist for flagged QC data and preservation information.

Qualifiers:

*	Value exceeds Maximum Contaminant Level.	B	Analyte detected in the associated Method Blank
E	Value above quantitation range	H	Holding times for preparation or analysis exceeded
J	Analyte detected below quantitation limits	ND	Not Detected at the Reporting Limit
O	RSD is greater than RSDlimit	P	Sample pH greater than 2.
R	RPD outside accepted recovery limits	RL	Reporting Detection Limit
S	Spike Recovery outside accepted recovery limits		

Hall Environmental Analysis Laboratory, Inc.

CLIENT: Public Service Company
Project: Person Generating Station
Lab ID: 1410D41-001
Matrix: AQUEOUS
Client Sample ID: PSMW24-500
Collection Date: 10/29/2014 10:20:00 AM
Received Date: 10/29/2014 5:00:00 PM

Analyses	Result	RL	Qual	Units	DF	Date Analyzed	Batch
EPA METHOD 8260B: VOLATILES						Analyst: KJH	
1,1-Dichloropropene	ND	1.0		µg/L	1	10/31/2014 6:51:22 PM	R22284
Hexachlorobutadiene	ND	1.0		µg/L	1	10/31/2014 6:51:22 PM	R22284
2-Hexanone	ND	10		µg/L	1	10/31/2014 6:51:22 PM	R22284
Isopropylbenzene	ND	1.0		µg/L	1	10/31/2014 6:51:22 PM	R22284
4-Isopropyltoluene	ND	1.0		µg/L	1	10/31/2014 6:51:22 PM	R22284
4-Methyl-2-pentanone	ND	10		µg/L	1	10/31/2014 6:51:22 PM	R22284
Methylene Chloride	ND	3.0		µg/L	1	10/31/2014 6:51:22 PM	R22284
n-Butylbenzene	ND	3.0		µg/L	1	10/31/2014 6:51:22 PM	R22284
n-Propylbenzene	ND	1.0		µg/L	1	10/31/2014 6:51:22 PM	R22284
sec-Butylbenzene	ND	1.0		µg/L	1	10/31/2014 6:51:22 PM	R22284
Styrene	ND	1.0		µg/L	1	10/31/2014 6:51:22 PM	R22284
tert-Butylbenzene	ND	1.0		µg/L	1	10/31/2014 6:51:22 PM	R22284
1,1,1,2-Tetrachloroethane	ND	1.0		µg/L	1	10/31/2014 6:51:22 PM	R22284
1,1,2,2-Tetrachloroethane	ND	2.0		µg/L	1	10/31/2014 6:51:22 PM	R22284
Tetrachloroethene (PCE)	ND	1.0		µg/L	1	10/31/2014 6:51:22 PM	R22284
trans-1,2-DCE	ND	1.0		µg/L	1	10/31/2014 6:51:22 PM	R22284
trans-1,3-Dichloropropene	ND	1.0		µg/L	1	10/31/2014 6:51:22 PM	R22284
1,2,3-Trichlorobenzene	ND	1.0		µg/L	1	10/31/2014 6:51:22 PM	R22284
1,2,4-Trichlorobenzene	ND	1.0		µg/L	1	10/31/2014 6:51:22 PM	R22284
1,1,1-Trichloroethane	ND	1.0		µg/L	1	10/31/2014 6:51:22 PM	R22284
1,1,2-Trichloroethane	ND	1.0		µg/L	1	10/31/2014 6:51:22 PM	R22284
Trichloroethene (TCE)	ND	1.0		µg/L	1	10/31/2014 6:51:22 PM	R22284
Trichlorofluoromethane	ND	1.0		µg/L	1	10/31/2014 6:51:22 PM	R22284
1,2,3-Trichloropropane	ND	2.0		µg/L	1	10/31/2014 6:51:22 PM	R22284
Vinyl chloride	ND	1.0		µg/L	1	10/31/2014 6:51:22 PM	R22284
Xylenes, Total	ND	1.5		µg/L	1	10/31/2014 6:51:22 PM	R22284
Surr: 1,2-Dichloroethane-d4	93.9	70-130		%REC	1	10/31/2014 6:51:22 PM	R22284
Surr: 4-Bromofluorobenzene	87.7	70-130		%REC	1	10/31/2014 6:51:22 PM	R22284
Surr: Dibromofluoromethane	93.9	70-130		%REC	1	10/31/2014 6:51:22 PM	R22284
Surr: Toluene-d8	90.0	70-130		%REC	1	10/31/2014 6:51:22 PM	R22284

Refer to the QC Summary report and sample login checklist for flagged QC data and preservation information.

Qualifiers:

*	Value exceeds Maximum Contaminant Level.	B	Analyte detected in the associated Method Blank
E	Value above quantitation range	H	Holding times for preparation or analysis exceeded
J	Analyte detected below quantitation limits	ND	Not Detected at the Reporting Limit
O	RSD is greater than RSDlimit	P	Sample pH greater than 2.
R	RPD outside accepted recovery limits	RL	Reporting Detection Limit
S	Spike Recovery outside accepted recovery limits		

Hall Environmental Analysis Laboratory, Inc.

CLIENT: Public Service Company
Project: Person Generating Station
Lab ID: 1410D41-002 **Matrix:** AQUEOUS

Client Sample ID: PSMW 27-600
Collection Date: 10/29/2014 12:35:00 PM
Received Date: 10/29/2014 5:00:00 PM

Analyses	Result	RL	Qual	Units	DF	Date Analyzed	Batch
EPA METHOD 8260B: VOLATILES						Analyst:	KJH
Benzene	ND	1.0		µg/L	1	10/31/2014 7:21:02 PM	R22284
Toluene	ND	1.0		µg/L	1	10/31/2014 7:21:02 PM	R22284
Ethylbenzene	ND	1.0		µg/L	1	10/31/2014 7:21:02 PM	R22284
Methyl tert-butyl ether (MTBE)	ND	1.0		µg/L	1	10/31/2014 7:21:02 PM	R22284
1,2,4-Trimethylbenzene	ND	1.0		µg/L	1	10/31/2014 7:21:02 PM	R22284
1,3,5-Trimethylbenzene	ND	1.0		µg/L	1	10/31/2014 7:21:02 PM	R22284
1,2-Dichloroethane (EDC)	ND	1.0		µg/L	1	10/31/2014 7:21:02 PM	R22284
1,2-Dibromoethane (EDB)	ND	1.0		µg/L	1	10/31/2014 7:21:02 PM	R22284
Naphthalene	ND	2.0		µg/L	1	10/31/2014 7:21:02 PM	R22284
1-Methylnaphthalene	ND	4.0		µg/L	1	10/31/2014 7:21:02 PM	R22284
2-Methylnaphthalene	ND	4.0		µg/L	1	10/31/2014 7:21:02 PM	R22284
Acetone	ND	10		µg/L	1	10/31/2014 7:21:02 PM	R22284
Bromobenzene	ND	1.0		µg/L	1	10/31/2014 7:21:02 PM	R22284
Bromodichloromethane	ND	1.0		µg/L	1	10/31/2014 7:21:02 PM	R22284
Bromoform	ND	1.0		µg/L	1	10/31/2014 7:21:02 PM	R22284
Bromomethane	ND	3.0		µg/L	1	10/31/2014 7:21:02 PM	R22284
2-Butanone	ND	10		µg/L	1	10/31/2014 7:21:02 PM	R22284
Carbon disulfide	ND	10		µg/L	1	10/31/2014 7:21:02 PM	R22284
Carbon Tetrachloride	ND	1.0		µg/L	1	10/31/2014 7:21:02 PM	R22284
Chlorobenzene	ND	1.0		µg/L	1	10/31/2014 7:21:02 PM	R22284
Chloroethane	ND	2.0		µg/L	1	10/31/2014 7:21:02 PM	R22284
Chloroform	ND	1.0		µg/L	1	10/31/2014 7:21:02 PM	R22284
Chloromethane	ND	3.0		µg/L	1	10/31/2014 7:21:02 PM	R22284
2-Chlorotoluene	ND	1.0		µg/L	1	10/31/2014 7:21:02 PM	R22284
4-Chlorotoluene	ND	1.0		µg/L	1	10/31/2014 7:21:02 PM	R22284
cis-1,2-DCE	ND	1.0		µg/L	1	10/31/2014 7:21:02 PM	R22284
cis-1,3-Dichloropropene	ND	1.0		µg/L	1	10/31/2014 7:21:02 PM	R22284
1,2-Dibromo-3-chloropropane	ND	2.0		µg/L	1	10/31/2014 7:21:02 PM	R22284
Dibromochloromethane	ND	1.0		µg/L	1	10/31/2014 7:21:02 PM	R22284
Dibromomethane	ND	1.0		µg/L	1	10/31/2014 7:21:02 PM	R22284
1,2-Dichlorobenzene	ND	1.0		µg/L	1	10/31/2014 7:21:02 PM	R22284
1,3-Dichlorobenzene	ND	1.0		µg/L	1	10/31/2014 7:21:02 PM	R22284
1,4-Dichlorobenzene	ND	1.0		µg/L	1	10/31/2014 7:21:02 PM	R22284
Dichlorodifluoromethane	ND	1.0		µg/L	1	10/31/2014 7:21:02 PM	R22284
1,1-Dichloroethane	ND	1.0		µg/L	1	10/31/2014 7:21:02 PM	R22284
1,1-Dichloroethene	ND	1.0		µg/L	1	10/31/2014 7:21:02 PM	R22284
1,2-Dichloropropane	ND	1.0		µg/L	1	10/31/2014 7:21:02 PM	R22284
1,3-Dichloropropane	ND	1.0		µg/L	1	10/31/2014 7:21:02 PM	R22284
2,2-Dichloropropane	ND	2.0		µg/L	1	10/31/2014 7:21:02 PM	R22284

Refer to the QC Summary report and sample login checklist for flagged QC data and preservation information.

Qualifiers:

*	Value exceeds Maximum Contaminant Level.	B	Analyte detected in the associated Method Blank
E	Value above quantitation range	H	Holding times for preparation or analysis exceeded
J	Analyte detected below quantitation limits	ND	Not Detected at the Reporting Limit
O	RSD is greater than RSDlimit	P	Sample pH greater than 2.
R	RPD outside accepted recovery limits	RL	Reporting Detection Limit
S	Spike Recovery outside accepted recovery limits		

Hall Environmental Analysis Laboratory, Inc.

CLIENT: Public Service Company
Project: Person Generating Station
Lab ID: 1410D41-002
Matrix: AQUEOUS
Client Sample ID: PSMW 27-600
Collection Date: 10/29/2014 12:35:00 PM
Received Date: 10/29/2014 5:00:00 PM

Analyses	Result	RL	Qual	Units	DF	Date Analyzed	Batch
EPA METHOD 8260B: VOLATILES						Analyst:	**KJH**
1,1-Dichloropropene	ND	1.0		µg/L	1	10/31/2014 7:21:02 PM	R22284
Hexachlorobutadiene	ND	1.0		µg/L	1	10/31/2014 7:21:02 PM	R22284
2-Hexanone	ND	10		µg/L	1	10/31/2014 7:21:02 PM	R22284
Isopropylbenzene	ND	1.0		µg/L	1	10/31/2014 7:21:02 PM	R22284
4-Isopropyltoluene	ND	1.0		µg/L	1	10/31/2014 7:21:02 PM	R22284
4-Methyl-2-pentanone	ND	10		µg/L	1	10/31/2014 7:21:02 PM	R22284
Methylene Chloride	ND	3.0		µg/L	1	10/31/2014 7:21:02 PM	R22284
n-Butylbenzene	ND	3.0		µg/L	1	10/31/2014 7:21:02 PM	R22284
n-Propylbenzene	ND	1.0		µg/L	1	10/31/2014 7:21:02 PM	R22284
sec-Butylbenzene	ND	1.0		µg/L	1	10/31/2014 7:21:02 PM	R22284
Styrene	ND	1.0		µg/L	1	10/31/2014 7:21:02 PM	R22284
tert-Butylbenzene	ND	1.0		µg/L	1	10/31/2014 7:21:02 PM	R22284
1,1,1,2-Tetrachloroethane	ND	1.0		µg/L	1	10/31/2014 7:21:02 PM	R22284
1,1,2,2-Tetrachloroethane	ND	2.0		µg/L	1	10/31/2014 7:21:02 PM	R22284
Tetrachloroethene (PCE)	ND	1.0		µg/L	1	10/31/2014 7:21:02 PM	R22284
trans-1,2-DCE	ND	1.0		µg/L	1	10/31/2014 7:21:02 PM	R22284
trans-1,3-Dichloropropene	ND	1.0		µg/L	1	10/31/2014 7:21:02 PM	R22284
1,2,3-Trichlorobenzene	ND	1.0		µg/L	1	10/31/2014 7:21:02 PM	R22284
1,2,4-Trichlorobenzene	ND	1.0		µg/L	1	10/31/2014 7:21:02 PM	R22284
1,1,1-Trichloroethane	ND	1.0		µg/L	1	10/31/2014 7:21:02 PM	R22284
1,1,2-Trichloroethane	ND	1.0		µg/L	1	10/31/2014 7:21:02 PM	R22284
Trichloroethene (TCE)	ND	1.0		µg/L	1	10/31/2014 7:21:02 PM	R22284
Trichlorofluoromethane	ND	1.0		µg/L	1	10/31/2014 7:21:02 PM	R22284
1,2,3-Trichloropropane	ND	2.0		µg/L	1	10/31/2014 7:21:02 PM	R22284
Vinyl chloride	ND	1.0		µg/L	1	10/31/2014 7:21:02 PM	R22284
Xylenes, Total	ND	1.5		µg/L	1	10/31/2014 7:21:02 PM	R22284
Surr: 1,2-Dichloroethane-d4	88.6	70-130		%REC	1	10/31/2014 7:21:02 PM	R22284
Surr: 4-Bromofluorobenzene	89.0	70-130		%REC	1	10/31/2014 7:21:02 PM	R22284
Surr: Dibromofluoromethane	91.8	70-130		%REC	1	10/31/2014 7:21:02 PM	R22284
Surr: Toluene-d8	88.4	70-130		%REC	1	10/31/2014 7:21:02 PM	R22284

Refer to the QC Summary report and sample login checklist for flagged QC data and preservation information.

Qualifiers:

*	Value exceeds Maximum Contaminant Level.	B	Analyte detected in the associated Method Blank
E	Value above quantitation range	H	Holding times for preparation or analysis exceeded
J	Analyte detected below quantitation limits	ND	Not Detected at the Reporting Limit
O	RSD is greater than RSDlimit	P	Sample pH greater than 2.
R	RPD outside accepted recovery limits	RL	Reporting Detection Limit
S	Spike Recovery outside accepted recovery limits		

Hall Environmental Analysis Laboratory, Inc.

CLIENT: Public Service Company
Project: Person Generating Station
Lab ID: 1410D41-003 **Matrix:** AQUEOUS

Client Sample ID: PSMW Z 500
Collection Date: 10/29/2014 12:45:00 PM
Received Date: 10/29/2014 5:00:00 PM

Analyses	Result	RL	Qual	Units	DF	Date Analyzed	Batch
EPA METHOD 8260B: VOLATILES						Analyst:	KJH
Benzene	ND	1.0		µg/L	1	10/31/2014 7:50:43 PM	R22284
Toluene	ND	1.0		µg/L	1	10/31/2014 7:50:43 PM	R22284
Ethylbenzene	ND	1.0		µg/L	1	10/31/2014 7:50:43 PM	R22284
Methyl tert-butyl ether (MTBE)	ND	1.0		µg/L	1	10/31/2014 7:50:43 PM	R22284
1,2,4-Trimethylbenzene	ND	1.0		µg/L	1	10/31/2014 7:50:43 PM	R22284
1,3,5-Trimethylbenzene	ND	1.0		µg/L	1	10/31/2014 7:50:43 PM	R22284
1,2-Dichloroethane (EDC)	ND	1.0		µg/L	1	10/31/2014 7:50:43 PM	R22284
1,2-Dibromoethane (EDB)	ND	1.0		µg/L	1	10/31/2014 7:50:43 PM	R22284
Naphthalene	ND	2.0		µg/L	1	10/31/2014 7:50:43 PM	R22284
1-Methylnaphthalene	ND	4.0		µg/L	1	10/31/2014 7:50:43 PM	R22284
2-Methylnaphthalene	ND	4.0		µg/L	1	10/31/2014 7:50:43 PM	R22284
Acetone	ND	10		µg/L	1	10/31/2014 7:50:43 PM	R22284
Bromobenzene	ND	1.0		µg/L	1	10/31/2014 7:50:43 PM	R22284
Bromodichloromethane	ND	1.0		µg/L	1	10/31/2014 7:50:43 PM	R22284
Bromoform	ND	1.0		µg/L	1	10/31/2014 7:50:43 PM	R22284
Bromomethane	ND	3.0		µg/L	1	10/31/2014 7:50:43 PM	R22284
2-Butanone	ND	10		µg/L	1	10/31/2014 7:50:43 PM	R22284
Carbon disulfide	ND	10		µg/L	1	10/31/2014 7:50:43 PM	R22284
Carbon Tetrachloride	ND	1.0		µg/L	1	10/31/2014 7:50:43 PM	R22284
Chlorobenzene	ND	1.0		µg/L	1	10/31/2014 7:50:43 PM	R22284
Chloroethane	ND	2.0		µg/L	1	10/31/2014 7:50:43 PM	R22284
Chloroform	ND	1.0		µg/L	1	10/31/2014 7:50:43 PM	R22284
Chloromethane	ND	3.0		µg/L	1	10/31/2014 7:50:43 PM	R22284
2-Chlorotoluene	ND	1.0		µg/L	1	10/31/2014 7:50:43 PM	R22284
4-Chlorotoluene	ND	1.0		µg/L	1	10/31/2014 7:50:43 PM	R22284
cis-1,2-DCE	ND	1.0		µg/L	1	10/31/2014 7:50:43 PM	R22284
cis-1,3-Dichloropropene	ND	1.0		µg/L	1	10/31/2014 7:50:43 PM	R22284
1,2-Dibromo-3-chloropropane	ND	2.0		µg/L	1	10/31/2014 7:50:43 PM	R22284
Dibromochloromethane	ND	1.0		µg/L	1	10/31/2014 7:50:43 PM	R22284
Dibromomethane	ND	1.0		µg/L	1	10/31/2014 7:50:43 PM	R22284
1,2-Dichlorobenzene	ND	1.0		µg/L	1	10/31/2014 7:50:43 PM	R22284
1,3-Dichlorobenzene	ND	1.0		µg/L	1	10/31/2014 7:50:43 PM	R22284
1,4-Dichlorobenzene	ND	1.0		µg/L	1	10/31/2014 7:50:43 PM	R22284
Dichlorodifluoromethane	ND	1.0		µg/L	1	10/31/2014 7:50:43 PM	R22284
1,1-Dichloroethane	ND	1.0		µg/L	1	10/31/2014 7:50:43 PM	R22284
1,1-Dichloroethene	ND	1.0		µg/L	1	10/31/2014 7:50:43 PM	R22284
1,2-Dichloropropane	ND	1.0		µg/L	1	10/31/2014 7:50:43 PM	R22284
1,3-Dichloropropane	ND	1.0		µg/L	1	10/31/2014 7:50:43 PM	R22284
2,2-Dichloropropane	ND	2.0		µg/L	1	10/31/2014 7:50:43 PM	R22284

Refer to the QC Summary report and sample login checklist for flagged QC data and preservation information.

Qualifiers:

*	Value exceeds Maximum Contaminant Level.	B	Analyte detected in the associated Method Blank
E	Value above quantitation range	H	Holding times for preparation or analysis exceeded
J	Analyte detected below quantitation limits	ND	Not Detected at the Reporting Limit
O	RSD is greater than RSDlimit	P	Sample pH greater than 2.
R	RPD outside accepted recovery limits	RL	Reporting Detection Limit
S	Spike Recovery outside accepted recovery limits		

Hall Environmental Analysis Laboratory, Inc.

CLIENT: Public Service Company
Project: Person Generating Station
Lab ID: 1410D41-003
Matrix: AQUEOUS
Client Sample ID: PSMW Z 500
Collection Date: 10/29/2014 12:45:00 PM
Received Date: 10/29/2014 5:00:00 PM

Analyses	Result	RL	Qual	Units	DF	Date Analyzed	Batch
EPA METHOD 8260B: VOLATILES						Analyst:	KJH
1,1-Dichloropropene	ND	1.0		µg/L	1	10/31/2014 7:50:43 PM	R22284
Hexachlorobutadiene	ND	1.0		µg/L	1	10/31/2014 7:50:43 PM	R22284
2-Hexanone	ND	10		µg/L	1	10/31/2014 7:50:43 PM	R22284
Isopropylbenzene	ND	1.0		µg/L	1	10/31/2014 7:50:43 PM	R22284
4-Isopropyltoluene	ND	1.0		µg/L	1	10/31/2014 7:50:43 PM	R22284
4-Methyl-2-pentanone	ND	10		µg/L	1	10/31/2014 7:50:43 PM	R22284
Methylene Chloride	ND	3.0		µg/L	1	10/31/2014 7:50:43 PM	R22284
n-Butylbenzene	ND	3.0		µg/L	1	10/31/2014 7:50:43 PM	R22284
n-Propylbenzene	ND	1.0		µg/L	1	10/31/2014 7:50:43 PM	R22284
sec-Butylbenzene	ND	1.0		µg/L	1	10/31/2014 7:50:43 PM	R22284
Styrene	ND	1.0		µg/L	1	10/31/2014 7:50:43 PM	R22284
tert-Butylbenzene	ND	1.0		µg/L	1	10/31/2014 7:50:43 PM	R22284
1,1,1,2-Tetrachloroethane	ND	1.0		µg/L	1	10/31/2014 7:50:43 PM	R22284
1,1,2,2-Tetrachloroethane	ND	2.0		µg/L	1	10/31/2014 7:50:43 PM	R22284
Tetrachloroethene (PCE)	ND	1.0		µg/L	1	10/31/2014 7:50:43 PM	R22284
trans-1,2-DCE	ND	1.0		µg/L	1	10/31/2014 7:50:43 PM	R22284
trans-1,3-Dichloropropene	ND	1.0		µg/L	1	10/31/2014 7:50:43 PM	R22284
1,2,3-Trichlorobenzene	ND	1.0		µg/L	1	10/31/2014 7:50:43 PM	R22284
1,2,4-Trichlorobenzene	ND	1.0		µg/L	1	10/31/2014 7:50:43 PM	R22284
1,1,1-Trichloroethane	ND	1.0		µg/L	1	10/31/2014 7:50:43 PM	R22284
1,1,2-Trichloroethane	ND	1.0		µg/L	1	10/31/2014 7:50:43 PM	R22284
Trichloroethene (TCE)	ND	1.0		µg/L	1	10/31/2014 7:50:43 PM	R22284
Trichlorofluoromethane	ND	1.0		µg/L	1	10/31/2014 7:50:43 PM	R22284
1,2,3-Trichloropropane	ND	2.0		µg/L	1	10/31/2014 7:50:43 PM	R22284
Vinyl chloride	ND	1.0		µg/L	1	10/31/2014 7:50:43 PM	R22284
Xylenes, Total	ND	1.5		µg/L	1	10/31/2014 7:50:43 PM	R22284
Surr: 1,2-Dichloroethane-d4	95.9	70-130		%REC	1	10/31/2014 7:50:43 PM	R22284
Surr: 4-Bromofluorobenzene	90.2	70-130		%REC	1	10/31/2014 7:50:43 PM	R22284
Surr: Dibromofluoromethane	97.9	70-130		%REC	1	10/31/2014 7:50:43 PM	R22284
Surr: Toluene-d8	86.6	70-130		%REC	1	10/31/2014 7:50:43 PM	R22284

Refer to the QC Summary report and sample login checklist for flagged QC data and preservation information.

Qualifiers:

*	Value exceeds Maximum Contaminant Level.	B	Analyte detected in the associated Method Blank
E	Value above quantitation range	H	Holding times for preparation or analysis exceeded
J	Analyte detected below quantitation limits	ND	Not Detected at the Reporting Limit
O	RSD is greater than RSDlimit	P	Sample pH greater than 2.
R	RPD outside accepted recovery limits	RL	Reporting Detection Limit
S	Spike Recovery outside accepted recovery limits		

Hall Environmental Analysis Laboratory, Inc.

CLIENT: Public Service Company
Project: Person Generating Station
Lab ID: 1410D41-004 **Matrix:** AQUEOUS

Client Sample ID: PSMW 27-500
Collection Date: 10/29/2014 2:25:00 PM
Received Date: 10/29/2014 5:00:00 PM

Analyses	Result	RL	Qual	Units	DF	Date Analyzed	Batch
EPA METHOD 8260B: VOLATILES						Analyst:	KJH
Benzene	ND	1.0		µg/L	1	10/31/2014 8:20:23 PM	R22284
Toluene	ND	1.0		µg/L	1	10/31/2014 8:20:23 PM	R22284
Ethylbenzene	ND	1.0		µg/L	1	10/31/2014 8:20:23 PM	R22284
Methyl tert-butyl ether (MTBE)	ND	1.0		µg/L	1	10/31/2014 8:20:23 PM	R22284
1,2,4-Trimethylbenzene	ND	1.0		µg/L	1	10/31/2014 8:20:23 PM	R22284
1,3,5-Trimethylbenzene	ND	1.0		µg/L	1	10/31/2014 8:20:23 PM	R22284
1,2-Dichloroethane (EDC)	ND	1.0		µg/L	1	10/31/2014 8:20:23 PM	R22284
1,2-Dibromoethane (EDB)	ND	1.0		µg/L	1	10/31/2014 8:20:23 PM	R22284
Naphthalene	ND	2.0		µg/L	1	10/31/2014 8:20:23 PM	R22284
1-Methylnaphthalene	ND	4.0		µg/L	1	10/31/2014 8:20:23 PM	R22284
2-Methylnaphthalene	ND	4.0		µg/L	1	10/31/2014 8:20:23 PM	R22284
Acetone	ND	10		µg/L	1	10/31/2014 8:20:23 PM	R22284
Bromobenzene	ND	1.0		µg/L	1	10/31/2014 8:20:23 PM	R22284
Bromodichloromethane	ND	1.0		µg/L	1	10/31/2014 8:20:23 PM	R22284
Bromoform	ND	1.0		µg/L	1	10/31/2014 8:20:23 PM	R22284
Bromomethane	ND	3.0		µg/L	1	10/31/2014 8:20:23 PM	R22284
2-Butanone	ND	10		µg/L	1	10/31/2014 8:20:23 PM	R22284
Carbon disulfide	ND	10		µg/L	1	10/31/2014 8:20:23 PM	R22284
Carbon Tetrachloride	ND	1.0		µg/L	1	10/31/2014 8:20:23 PM	R22284
Chlorobenzene	ND	1.0		µg/L	1	10/31/2014 8:20:23 PM	R22284
Chloroethane	ND	2.0		µg/L	1	10/31/2014 8:20:23 PM	R22284
Chloroform	ND	1.0		µg/L	1	10/31/2014 8:20:23 PM	R22284
Chloromethane	ND	3.0		µg/L	1	10/31/2014 8:20:23 PM	R22284
2-Chlorotoluene	ND	1.0		µg/L	1	10/31/2014 8:20:23 PM	R22284
4-Chlorotoluene	ND	1.0		µg/L	1	10/31/2014 8:20:23 PM	R22284
cis-1,2-DCE	ND	1.0		µg/L	1	10/31/2014 8:20:23 PM	R22284
cis-1,3-Dichloropropene	ND	1.0		µg/L	1	10/31/2014 8:20:23 PM	R22284
1,2-Dibromo-3-chloropropane	ND	2.0		µg/L	1	10/31/2014 8:20:23 PM	R22284
Dibromochloromethane	ND	1.0		µg/L	1	10/31/2014 8:20:23 PM	R22284
Dibromomethane	ND	1.0		µg/L	1	10/31/2014 8:20:23 PM	R22284
1,2-Dichlorobenzene	ND	1.0		µg/L	1	10/31/2014 8:20:23 PM	R22284
1,3-Dichlorobenzene	ND	1.0		µg/L	1	10/31/2014 8:20:23 PM	R22284
1,4-Dichlorobenzene	ND	1.0		µg/L	1	10/31/2014 8:20:23 PM	R22284
Dichlorodifluoromethane	ND	1.0		µg/L	1	10/31/2014 8:20:23 PM	R22284
1,1-Dichloroethane	ND	1.0		µg/L	1	10/31/2014 8:20:23 PM	R22284
1,1-Dichloroethene	ND	1.0		µg/L	1	10/31/2014 8:20:23 PM	R22284
1,2-Dichloropropane	ND	1.0		µg/L	1	10/31/2014 8:20:23 PM	R22284
1,3-Dichloropropane	ND	1.0		µg/L	1	10/31/2014 8:20:23 PM	R22284
2,2-Dichloropropane	ND	2.0		µg/L	1	10/31/2014 8:20:23 PM	R22284

Refer to the QC Summary report and sample login checklist for flagged QC data and preservation information.

Qualifiers:

*	Value exceeds Maximum Contaminant Level.	B	Analyte detected in the associated Method Blank
E	Value above quantitation range	H	Holding times for preparation or analysis exceeded
J	Analyte detected below quantitation limits	ND	Not Detected at the Reporting Limit
O	RSD is greater than RSDlimit	P	Sample pH greater than 2.
R	RPD outside accepted recovery limits	RL	Reporting Detection Limit
S	Spike Recovery outside accepted recovery limits		

Hall Environmental Analysis Laboratory, Inc.

CLIENT: Public Service Company
Project: Person Generating Station
Lab ID: 1410D41-004
Matrix: AQUEOUS
Client Sample ID: PSMW 27-500
Collection Date: 10/29/2014 2:25:00 PM
Received Date: 10/29/2014 5:00:00 PM

Analyses	Result	RL	Qual	Units	DF	Date Analyzed	Batch
EPA METHOD 8260B: VOLATILES						Analyst: KJH	
1,1-Dichloropropene	ND	1.0		µg/L	1	10/31/2014 8:20:23 PM	R22284
Hexachlorobutadiene	ND	1.0		µg/L	1	10/31/2014 8:20:23 PM	R22284
2-Hexanone	ND	10		µg/L	1	10/31/2014 8:20:23 PM	R22284
Isopropylbenzene	ND	1.0		µg/L	1	10/31/2014 8:20:23 PM	R22284
4-Isopropyltoluene	ND	1.0		µg/L	1	10/31/2014 8:20:23 PM	R22284
4-Methyl-2-pentanone	ND	10		µg/L	1	10/31/2014 8:20:23 PM	R22284
Methylene Chloride	ND	3.0		µg/L	1	10/31/2014 8:20:23 PM	R22284
n-Butylbenzene	ND	3.0		µg/L	1	10/31/2014 8:20:23 PM	R22284
n-Propylbenzene	ND	1.0		µg/L	1	10/31/2014 8:20:23 PM	R22284
sec-Butylbenzene	ND	1.0		µg/L	1	10/31/2014 8:20:23 PM	R22284
Styrene	ND	1.0		µg/L	1	10/31/2014 8:20:23 PM	R22284
tert-Butylbenzene	ND	1.0		µg/L	1	10/31/2014 8:20:23 PM	R22284
1,1,1,2-Tetrachloroethane	ND	1.0		µg/L	1	10/31/2014 8:20:23 PM	R22284
1,1,2,2-Tetrachloroethane	ND	2.0		µg/L	1	10/31/2014 8:20:23 PM	R22284
Tetrachloroethene (PCE)	ND	1.0		µg/L	1	10/31/2014 8:20:23 PM	R22284
trans-1,2-DCE	ND	1.0		µg/L	1	10/31/2014 8:20:23 PM	R22284
trans-1,3-Dichloropropene	ND	1.0		µg/L	1	10/31/2014 8:20:23 PM	R22284
1,2,3-Trichlorobenzene	ND	1.0		µg/L	1	10/31/2014 8:20:23 PM	R22284
1,2,4-Trichlorobenzene	ND	1.0		µg/L	1	10/31/2014 8:20:23 PM	R22284
1,1,1-Trichloroethane	ND	1.0		µg/L	1	10/31/2014 8:20:23 PM	R22284
1,1,2-Trichloroethane	ND	1.0		µg/L	1	10/31/2014 8:20:23 PM	R22284
Trichloroethene (TCE)	ND	1.0		µg/L	1	10/31/2014 8:20:23 PM	R22284
Trichlorofluoromethane	ND	1.0		µg/L	1	10/31/2014 8:20:23 PM	R22284
1,2,3-Trichloropropane	ND	2.0		µg/L	1	10/31/2014 8:20:23 PM	R22284
Vinyl chloride	ND	1.0		µg/L	1	10/31/2014 8:20:23 PM	R22284
Xylenes, Total	ND	1.5		µg/L	1	10/31/2014 8:20:23 PM	R22284
Surr: 1,2-Dichloroethane-d4	93.6	70-130		%REC	1	10/31/2014 8:20:23 PM	R22284
Surr: 4-Bromofluorobenzene	97.6	70-130		%REC	1	10/31/2014 8:20:23 PM	R22284
Surr: Dibromofluoromethane	88.0	70-130		%REC	1	10/31/2014 8:20:23 PM	R22284
Surr: Toluene-d8	88.0	70-130		%REC	1	10/31/2014 8:20:23 PM	R22284

Refer to the QC Summary report and sample login checklist for flagged QC data and preservation information.

Qualifiers:

*	Value exceeds Maximum Contaminant Level.	B	Analyte detected in the associated Method Blank
E	Value above quantitation range	H	Holding times for preparation or analysis exceeded
J	Analyte detected below quantitation limits	ND	Not Detected at the Reporting Limit
O	RSD is greater than RSDlimit	P	Sample pH greater than 2.
R	RPD outside accepted recovery limits	RL	Reporting Detection Limit
S	Spike Recovery outside accepted recovery limits		

Hall Environmental Analysis Laboratory, Inc.

CLIENT: Public Service Company
Project: Person Generating Station
Lab ID: 1410D41-005
Matrix: AQUEOUS
Client Sample ID: PSMW 27
Collection Date: 10/29/2014 1:10:00 PM
Received Date: 10/29/2014 5:00:00 PM

Analyses	Result	RL	Qual	Units	DF	Date Analyzed	Batch
EPA METHOD 8260B: VOLATILES						Analyst:	KJH
Benzene	ND	1.0		µg/L	1	10/31/2014 8:49:58 PM	R22284
Toluene	ND	1.0		µg/L	1	10/31/2014 8:49:58 PM	R22284
Ethylbenzene	ND	1.0		µg/L	1	10/31/2014 8:49:58 PM	R22284
Methyl tert-butyl ether (MTBE)	ND	1.0		µg/L	1	10/31/2014 8:49:58 PM	R22284
1,2,4-Trimethylbenzene	ND	1.0		µg/L	1	10/31/2014 8:49:58 PM	R22284
1,3,5-Trimethylbenzene	ND	1.0		µg/L	1	10/31/2014 8:49:58 PM	R22284
1,2-Dichloroethane (EDC)	ND	1.0		µg/L	1	10/31/2014 8:49:58 PM	R22284
1,2-Dibromoethane (EDB)	ND	1.0		µg/L	1	10/31/2014 8:49:58 PM	R22284
Naphthalene	ND	2.0		µg/L	1	10/31/2014 8:49:58 PM	R22284
1-Methylnaphthalene	ND	4.0		µg/L	1	10/31/2014 8:49:58 PM	R22284
2-Methylnaphthalene	ND	4.0		µg/L	1	10/31/2014 8:49:58 PM	R22284
Acetone	ND	10		µg/L	1	10/31/2014 8:49:58 PM	R22284
Bromobenzene	ND	1.0		µg/L	1	10/31/2014 8:49:58 PM	R22284
Bromodichloromethane	ND	1.0		µg/L	1	10/31/2014 8:49:58 PM	R22284
Bromoform	ND	1.0		µg/L	1	10/31/2014 8:49:58 PM	R22284
Bromomethane	ND	3.0		µg/L	1	10/31/2014 8:49:58 PM	R22284
2-Butanone	ND	10		µg/L	1	10/31/2014 8:49:58 PM	R22284
Carbon disulfide	ND	10		µg/L	1	10/31/2014 8:49:58 PM	R22284
Carbon Tetrachloride	ND	1.0		µg/L	1	10/31/2014 8:49:58 PM	R22284
Chlorobenzene	ND	1.0		µg/L	1	10/31/2014 8:49:58 PM	R22284
Chloroethane	ND	2.0		µg/L	1	10/31/2014 8:49:58 PM	R22284
Chloroform	ND	1.0		µg/L	1	10/31/2014 8:49:58 PM	R22284
Chloromethane	ND	3.0		µg/L	1	10/31/2014 8:49:58 PM	R22284
2-Chlorotoluene	ND	1.0		µg/L	1	10/31/2014 8:49:58 PM	R22284
4-Chlorotoluene	ND	1.0		µg/L	1	10/31/2014 8:49:58 PM	R22284
cis-1,2-DCE	ND	1.0		µg/L	1	10/31/2014 8:49:58 PM	R22284
cis-1,3-Dichloropropene	ND	1.0		µg/L	1	10/31/2014 8:49:58 PM	R22284
1,2-Dibromo-3-chloropropane	ND	2.0		µg/L	1	10/31/2014 8:49:58 PM	R22284
Dibromochloromethane	ND	1.0		µg/L	1	10/31/2014 8:49:58 PM	R22284
Dibromomethane	ND	1.0		µg/L	1	10/31/2014 8:49:58 PM	R22284
1,2-Dichlorobenzene	ND	1.0		µg/L	1	10/31/2014 8:49:58 PM	R22284
1,3-Dichlorobenzene	ND	1.0		µg/L	1	10/31/2014 8:49:58 PM	R22284
1,4-Dichlorobenzene	ND	1.0		µg/L	1	10/31/2014 8:49:58 PM	R22284
Dichlorodifluoromethane	ND	1.0		µg/L	1	10/31/2014 8:49:58 PM	R22284
1,1-Dichloroethane	ND	1.0		µg/L	1	10/31/2014 8:49:58 PM	R22284
1,1-Dichloroethene	ND	1.0		µg/L	1	10/31/2014 8:49:58 PM	R22284
1,2-Dichloropropane	ND	1.0		µg/L	1	10/31/2014 8:49:58 PM	R22284
1,3-Dichloropropane	ND	1.0		µg/L	1	10/31/2014 8:49:58 PM	R22284
2,2-Dichloropropane	ND	2.0		µg/L	1	10/31/2014 8:49:58 PM	R22284

Refer to the QC Summary report and sample login checklist for flagged QC data and preservation information.

Qualifiers:

*	Value exceeds Maximum Contaminant Level.	B	Analyte detected in the associated Method Blank
E	Value above quantitation range	H	Holding times for preparation or analysis exceeded
J	Analyte detected below quantitation limits	ND	Not Detected at the Reporting Limit
O	RSD is greater than RSDlimit	P	Sample pH greater than 2.
R	RPD outside accepted recovery limits	RL	Reporting Detection Limit
S	Spike Recovery outside accepted recovery limits		

Hall Environmental Analysis Laboratory, Inc.

CLIENT: Public Service Company
Project: Person Generating Station
Lab ID: 1410D41-005
Matrix: AQUEOUS
Client Sample ID: PSMW 27
Collection Date: 10/29/2014 1:10:00 PM
Received Date: 10/29/2014 5:00:00 PM

Analyses	Result	RL	Qual	Units	DF	Date Analyzed	Batch
EPA METHOD 8260B: VOLATILES						Analyst:	**KJH**
1,1-Dichloropropene	ND	1.0		µg/L	1	10/31/2014 8:49:58 PM	R22284
Hexachlorobutadiene	ND	1.0		µg/L	1	10/31/2014 8:49:58 PM	R22284
2-Hexanone	ND	10		µg/L	1	10/31/2014 8:49:58 PM	R22284
Isopropylbenzene	ND	1.0		µg/L	1	10/31/2014 8:49:58 PM	R22284
4-Isopropyltoluene	ND	1.0		µg/L	1	10/31/2014 8:49:58 PM	R22284
4-Methyl-2-pentanone	ND	10		µg/L	1	10/31/2014 8:49:58 PM	R22284
Methylene Chloride	ND	3.0		µg/L	1	10/31/2014 8:49:58 PM	R22284
n-Butylbenzene	ND	3.0		µg/L	1	10/31/2014 8:49:58 PM	R22284
n-Propylbenzene	ND	1.0		µg/L	1	10/31/2014 8:49:58 PM	R22284
sec-Butylbenzene	ND	1.0		µg/L	1	10/31/2014 8:49:58 PM	R22284
Styrene	ND	1.0		µg/L	1	10/31/2014 8:49:58 PM	R22284
tert-Butylbenzene	ND	1.0		µg/L	1	10/31/2014 8:49:58 PM	R22284
1,1,1,2-Tetrachloroethane	ND	1.0		µg/L	1	10/31/2014 8:49:58 PM	R22284
1,1,2,2-Tetrachloroethane	ND	2.0		µg/L	1	10/31/2014 8:49:58 PM	R22284
Tetrachloroethene (PCE)	ND	1.0		µg/L	1	10/31/2014 8:49:58 PM	R22284
trans-1,2-DCE	ND	1.0		µg/L	1	10/31/2014 8:49:58 PM	R22284
trans-1,3-Dichloropropene	ND	1.0		µg/L	1	10/31/2014 8:49:58 PM	R22284
1,2,3-Trichlorobenzene	ND	1.0		µg/L	1	10/31/2014 8:49:58 PM	R22284
1,2,4-Trichlorobenzene	ND	1.0		µg/L	1	10/31/2014 8:49:58 PM	R22284
1,1,1-Trichloroethane	ND	1.0		µg/L	1	10/31/2014 8:49:58 PM	R22284
1,1,2-Trichloroethane	ND	1.0		µg/L	1	10/31/2014 8:49:58 PM	R22284
Trichloroethene (TCE)	ND	1.0		µg/L	1	10/31/2014 8:49:58 PM	R22284
Trichlorofluoromethane	ND	1.0		µg/L	1	10/31/2014 8:49:58 PM	R22284
1,2,3-Trichloropropane	ND	2.0		µg/L	1	10/31/2014 8:49:58 PM	R22284
Vinyl chloride	ND	1.0		µg/L	1	10/31/2014 8:49:58 PM	R22284
Xylenes, Total	ND	1.5		µg/L	1	10/31/2014 8:49:58 PM	R22284
Surr: 1,2-Dichloroethane-d4	97.7	70-130		%REC	1	10/31/2014 8:49:58 PM	R22284
Surr: 4-Bromofluorobenzene	93.7	70-130		%REC	1	10/31/2014 8:49:58 PM	R22284
Surr: Dibromofluoromethane	94.8	70-130		%REC	1	10/31/2014 8:49:58 PM	R22284
Surr: Toluene-d8	91.7	70-130		%REC	1	10/31/2014 8:49:58 PM	R22284

Refer to the QC Summary report and sample login checklist for flagged QC data and preservation information.

Qualifiers:

*	Value exceeds Maximum Contaminant Level.	B	Analyte detected in the associated Method Blank
E	Value above quantitation range	H	Holding times for preparation or analysis exceeded
J	Analyte detected below quantitation limits	ND	Not Detected at the Reporting Limit
O	RSD is greater than RSDlimit	P	Sample pH greater than 2.
R	RPD outside accepted recovery limits	RL	Reporting Detection Limit
S	Spike Recovery outside accepted recovery limits		

Hall Environmental Analysis Laboratory, Inc.

CLIENT: Public Service Company
Project: Person Generating Station
Lab ID: 1410D41-006
Matrix: AQUEOUS
Client Sample ID: PSMW 37
Collection Date: 10/29/2014 2:00:00 PM
Received Date: 10/29/2014 5:00:00 PM

Analyses	Result	RL	Qual	Units	DF	Date Analyzed	Batch
EPA METHOD 8260B: VOLATILES						Analyst:	KJH
Benzene	ND	1.0		µg/L	1	10/31/2014 9:19:32 PM	R22284
Toluene	ND	1.0		µg/L	1	10/31/2014 9:19:32 PM	R22284
Ethylbenzene	ND	1.0		µg/L	1	10/31/2014 9:19:32 PM	R22284
Methyl tert-butyl ether (MTBE)	ND	1.0		µg/L	1	10/31/2014 9:19:32 PM	R22284
1,2,4-Trimethylbenzene	ND	1.0		µg/L	1	10/31/2014 9:19:32 PM	R22284
1,3,5-Trimethylbenzene	ND	1.0		µg/L	1	10/31/2014 9:19:32 PM	R22284
1,2-Dichloroethane (EDC)	ND	1.0		µg/L	1	10/31/2014 9:19:32 PM	R22284
1,2-Dibromoethane (EDB)	ND	1.0		µg/L	1	10/31/2014 9:19:32 PM	R22284
Naphthalene	ND	2.0		µg/L	1	10/31/2014 9:19:32 PM	R22284
1-Methylnaphthalene	ND	4.0		µg/L	1	10/31/2014 9:19:32 PM	R22284
2-Methylnaphthalene	ND	4.0		µg/L	1	10/31/2014 9:19:32 PM	R22284
Acetone	ND	10		µg/L	1	10/31/2014 9:19:32 PM	R22284
Bromobenzene	ND	1.0		µg/L	1	10/31/2014 9:19:32 PM	R22284
Bromodichloromethane	ND	1.0		µg/L	1	10/31/2014 9:19:32 PM	R22284
Bromoform	ND	1.0		µg/L	1	10/31/2014 9:19:32 PM	R22284
Bromomethane	ND	3.0		µg/L	1	10/31/2014 9:19:32 PM	R22284
2-Butanone	ND	10		µg/L	1	10/31/2014 9:19:32 PM	R22284
Carbon disulfide	ND	10		µg/L	1	10/31/2014 9:19:32 PM	R22284
Carbon Tetrachloride	ND	1.0		µg/L	1	10/31/2014 9:19:32 PM	R22284
Chlorobenzene	ND	1.0		µg/L	1	10/31/2014 9:19:32 PM	R22284
Chloroethane	ND	2.0		µg/L	1	10/31/2014 9:19:32 PM	R22284
Chloroform	ND	1.0		µg/L	1	10/31/2014 9:19:32 PM	R22284
Chloromethane	ND	3.0		µg/L	1	10/31/2014 9:19:32 PM	R22284
2-Chlorotoluene	ND	1.0		µg/L	1	10/31/2014 9:19:32 PM	R22284
4-Chlorotoluene	ND	1.0		µg/L	1	10/31/2014 9:19:32 PM	R22284
cis-1,2-DCE	ND	1.0		µg/L	1	10/31/2014 9:19:32 PM	R22284
cis-1,3-Dichloropropene	ND	1.0		µg/L	1	10/31/2014 9:19:32 PM	R22284
1,2-Dibromo-3-chloropropane	ND	2.0		µg/L	1	10/31/2014 9:19:32 PM	R22284
Dibromochloromethane	ND	1.0		µg/L	1	10/31/2014 9:19:32 PM	R22284
Dibromomethane	ND	1.0		µg/L	1	10/31/2014 9:19:32 PM	R22284
1,2-Dichlorobenzene	ND	1.0		µg/L	1	10/31/2014 9:19:32 PM	R22284
1,3-Dichlorobenzene	ND	1.0		µg/L	1	10/31/2014 9:19:32 PM	R22284
1,4-Dichlorobenzene	ND	1.0		µg/L	1	10/31/2014 9:19:32 PM	R22284
Dichlorodifluoromethane	ND	1.0		µg/L	1	10/31/2014 9:19:32 PM	R22284
1,1-Dichloroethane	ND	1.0		µg/L	1	10/31/2014 9:19:32 PM	R22284
1,1-Dichloroethene	ND	1.0		µg/L	1	10/31/2014 9:19:32 PM	R22284
1,2-Dichloropropane	ND	1.0		µg/L	1	10/31/2014 9:19:32 PM	R22284
1,3-Dichloropropane	ND	1.0		µg/L	1	10/31/2014 9:19:32 PM	R22284
2,2-Dichloropropane	ND	2.0		µg/L	1	10/31/2014 9:19:32 PM	R22284

Refer to the QC Summary report and sample login checklist for flagged QC data and preservation information.

Qualifiers:

*	Value exceeds Maximum Contaminant Level.	B	Analyte detected in the associated Method Blank
E	Value above quantitation range	H	Holding times for preparation or analysis exceeded
J	Analyte detected below quantitation limits	ND	Not Detected at the Reporting Limit
O	RSD is greater than RSDlimit	P	Sample pH greater than 2.
R	RPD outside accepted recovery limits	RL	Reporting Detection Limit
S	Spike Recovery outside accepted recovery limits		

Hall Environmental Analysis Laboratory, Inc.

CLIENT: Public Service Company
Project: Person Generating Station
Lab ID: 1410D41-006
Matrix: AQUEOUS
Client Sample ID: PSMW 37
Collection Date: 10/29/2014 2:00:00 PM
Received Date: 10/29/2014 5:00:00 PM

Analyses	Result	RL	Qual	Units	DF	Date Analyzed	Batch
EPA METHOD 8260B: VOLATILES						Analyst:	KJH
1,1-Dichloropropene	ND	1.0		µg/L	1	10/31/2014 9:19:32 PM	R22284
Hexachlorobutadiene	ND	1.0		µg/L	1	10/31/2014 9:19:32 PM	R22284
2-Hexanone	ND	10		µg/L	1	10/31/2014 9:19:32 PM	R22284
Isopropylbenzene	ND	1.0		µg/L	1	10/31/2014 9:19:32 PM	R22284
4-Isopropyltoluene	ND	1.0		µg/L	1	10/31/2014 9:19:32 PM	R22284
4-Methyl-2-pentanone	ND	10		µg/L	1	10/31/2014 9:19:32 PM	R22284
Methylene Chloride	ND	3.0		µg/L	1	10/31/2014 9:19:32 PM	R22284
n-Butylbenzene	ND	3.0		µg/L	1	10/31/2014 9:19:32 PM	R22284
n-Propylbenzene	ND	1.0		µg/L	1	10/31/2014 9:19:32 PM	R22284
sec-Butylbenzene	ND	1.0		µg/L	1	10/31/2014 9:19:32 PM	R22284
Styrene	ND	1.0		µg/L	1	10/31/2014 9:19:32 PM	R22284
tert-Butylbenzene	ND	1.0		µg/L	1	10/31/2014 9:19:32 PM	R22284
1,1,1,2-Tetrachloroethane	ND	1.0		µg/L	1	10/31/2014 9:19:32 PM	R22284
1,1,2,2-Tetrachloroethane	ND	2.0		µg/L	1	10/31/2014 9:19:32 PM	R22284
Tetrachloroethene (PCE)	ND	1.0		µg/L	1	10/31/2014 9:19:32 PM	R22284
trans-1,2-DCE	ND	1.0		µg/L	1	10/31/2014 9:19:32 PM	R22284
trans-1,3-Dichloropropene	ND	1.0		µg/L	1	10/31/2014 9:19:32 PM	R22284
1,2,3-Trichlorobenzene	ND	1.0		µg/L	1	10/31/2014 9:19:32 PM	R22284
1,2,4-Trichlorobenzene	ND	1.0		µg/L	1	10/31/2014 9:19:32 PM	R22284
1,1,1-Trichloroethane	ND	1.0		µg/L	1	10/31/2014 9:19:32 PM	R22284
1,1,2-Trichloroethane	ND	1.0		µg/L	1	10/31/2014 9:19:32 PM	R22284
Trichloroethene (TCE)	ND	1.0		µg/L	1	10/31/2014 9:19:32 PM	R22284
Trichlorofluoromethane	ND	1.0		µg/L	1	10/31/2014 9:19:32 PM	R22284
1,2,3-Trichloropropane	ND	2.0		µg/L	1	10/31/2014 9:19:32 PM	R22284
Vinyl chloride	ND	1.0		µg/L	1	10/31/2014 9:19:32 PM	R22284
Xylenes, Total	ND	1.5		µg/L	1	10/31/2014 9:19:32 PM	R22284
Surr: 1,2-Dichloroethane-d4	91.3	70-130		%REC	1	10/31/2014 9:19:32 PM	R22284
Surr: 4-Bromofluorobenzene	96.3	70-130		%REC	1	10/31/2014 9:19:32 PM	R22284
Surr: Dibromofluoromethane	89.0	70-130		%REC	1	10/31/2014 9:19:32 PM	R22284
Surr: Toluene-d8	86.9	70-130		%REC	1	10/31/2014 9:19:32 PM	R22284

Refer to the QC Summary report and sample login checklist for flagged QC data and preservation information.

Qualifiers:

*	Value exceeds Maximum Contaminant Level.	B	Analyte detected in the associated Method Blank
E	Value above quantitation range	H	Holding times for preparation or analysis exceeded
J	Analyte detected below quantitation limits	ND	Not Detected at the Reporting Limit
O	RSD is greater than RSDlimit	P	Sample pH greater than 2.
R	RPD outside accepted recovery limits	RL	Reporting Detection Limit
S	Spike Recovery outside accepted recovery limits		

Hall Environmental Analysis Laboratory, Inc.

CLIENT: Public Service Company
Project: Person Generating Station
Lab ID: 1410D41-007
Matrix: AQUEOUS
Client Sample ID: PSMW 22
Collection Date: 10/29/2014 4:10:00 PM
Received Date: 10/29/2014 5:00:00 PM

Analyses	Result	RL	Qual	Units	DF	Date Analyzed	Batch
EPA METHOD 8260B: VOLATILES						Analyst:	KJH
Benzene	ND	1.0		µg/L	1	10/31/2014 9:49:05 PM	R22284
Toluene	ND	1.0		µg/L	1	10/31/2014 9:49:05 PM	R22284
Ethylbenzene	ND	1.0		µg/L	1	10/31/2014 9:49:05 PM	R22284
Methyl tert-butyl ether (MTBE)	ND	1.0		µg/L	1	10/31/2014 9:49:05 PM	R22284
1,2,4-Trimethylbenzene	ND	1.0		µg/L	1	10/31/2014 9:49:05 PM	R22284
1,3,5-Trimethylbenzene	ND	1.0		µg/L	1	10/31/2014 9:49:05 PM	R22284
1,2-Dichloroethane (EDC)	ND	1.0		µg/L	1	10/31/2014 9:49:05 PM	R22284
1,2-Dibromoethane (EDB)	ND	1.0		µg/L	1	10/31/2014 9:49:05 PM	R22284
Naphthalene	ND	2.0		µg/L	1	10/31/2014 9:49:05 PM	R22284
1-Methylnaphthalene	ND	4.0		µg/L	1	10/31/2014 9:49:05 PM	R22284
2-Methylnaphthalene	ND	4.0		µg/L	1	10/31/2014 9:49:05 PM	R22284
Acetone	ND	10		µg/L	1	10/31/2014 9:49:05 PM	R22284
Bromobenzene	ND	1.0		µg/L	1	10/31/2014 9:49:05 PM	R22284
Bromodichloromethane	ND	1.0		µg/L	1	10/31/2014 9:49:05 PM	R22284
Bromoform	ND	1.0		µg/L	1	10/31/2014 9:49:05 PM	R22284
Bromomethane	ND	3.0		µg/L	1	10/31/2014 9:49:05 PM	R22284
2-Butanone	ND	10		µg/L	1	10/31/2014 9:49:05 PM	R22284
Carbon disulfide	ND	10		µg/L	1	10/31/2014 9:49:05 PM	R22284
Carbon Tetrachloride	ND	1.0		µg/L	1	10/31/2014 9:49:05 PM	R22284
Chlorobenzene	ND	1.0		µg/L	1	10/31/2014 9:49:05 PM	R22284
Chloroethane	ND	2.0		µg/L	1	10/31/2014 9:49:05 PM	R22284
Chloroform	ND	1.0		µg/L	1	10/31/2014 9:49:05 PM	R22284
Chloromethane	ND	3.0		µg/L	1	10/31/2014 9:49:05 PM	R22284
2-Chlorotoluene	ND	1.0		µg/L	1	10/31/2014 9:49:05 PM	R22284
4-Chlorotoluene	ND	1.0		µg/L	1	10/31/2014 9:49:05 PM	R22284
cis-1,2-DCE	ND	1.0		µg/L	1	10/31/2014 9:49:05 PM	R22284
cis-1,3-Dichloropropene	ND	1.0		µg/L	1	10/31/2014 9:49:05 PM	R22284
1,2-Dibromo-3-chloropropane	ND	2.0		µg/L	1	10/31/2014 9:49:05 PM	R22284
Dibromochloromethane	ND	1.0		µg/L	1	10/31/2014 9:49:05 PM	R22284
Dibromomethane	ND	1.0		µg/L	1	10/31/2014 9:49:05 PM	R22284
1,2-Dichlorobenzene	ND	1.0		µg/L	1	10/31/2014 9:49:05 PM	R22284
1,3-Dichlorobenzene	ND	1.0		µg/L	1	10/31/2014 9:49:05 PM	R22284
1,4-Dichlorobenzene	ND	1.0		µg/L	1	10/31/2014 9:49:05 PM	R22284
Dichlorodifluoromethane	ND	1.0		µg/L	1	10/31/2014 9:49:05 PM	R22284
1,1-Dichloroethane	ND	1.0		µg/L	1	10/31/2014 9:49:05 PM	R22284
1,1-Dichloroethene	4.0	1.0		µg/L	1	10/31/2014 9:49:05 PM	R22284
1,2-Dichloropropane	ND	1.0		µg/L	1	10/31/2014 9:49:05 PM	R22284
1,3-Dichloropropane	ND	1.0		µg/L	1	10/31/2014 9:49:05 PM	R22284
2,2-Dichloropropane	ND	2.0		µg/L	1	10/31/2014 9:49:05 PM	R22284

Refer to the QC Summary report and sample login checklist for flagged QC data and preservation information.

Qualifiers:

*	Value exceeds Maximum Contaminant Level.	B	Analyte detected in the associated Method Blank
E	Value above quantitation range	H	Holding times for preparation or analysis exceeded
J	Analyte detected below quantitation limits	ND	Not Detected at the Reporting Limit
O	RSD is greater than RSDlimit	P	Sample pH greater than 2.
R	RPD outside accepted recovery limits	RL	Reporting Detection Limit
S	Spike Recovery outside accepted recovery limits		

Hall Environmental Analysis Laboratory, Inc.

CLIENT: Public Service Company
Client Sample ID: PSMW 22
Project: Person Generating Station
Collection Date: 10/29/2014 4:10:00 PM
Lab ID: 1410D41-007
Matrix: AQUEOUS
Received Date: 10/29/2014 5:00:00 PM

Analyses	Result	RL	Qual	Units	DF	Date Analyzed	Batch
EPA METHOD 8260B: VOLATILES						Analyst:	**KJH**
1,1-Dichloropropene	ND	1.0		µg/L	1	10/31/2014 9:49:05 PM	R22284
Hexachlorobutadiene	ND	1.0		µg/L	1	10/31/2014 9:49:05 PM	R22284
2-Hexanone	ND	10		µg/L	1	10/31/2014 9:49:05 PM	R22284
Isopropylbenzene	ND	1.0		µg/L	1	10/31/2014 9:49:05 PM	R22284
4-Isopropyltoluene	ND	1.0		µg/L	1	10/31/2014 9:49:05 PM	R22284
4-Methyl-2-pentanone	ND	10		µg/L	1	10/31/2014 9:49:05 PM	R22284
Methylene Chloride	ND	3.0		µg/L	1	10/31/2014 9:49:05 PM	R22284
n-Butylbenzene	ND	3.0		µg/L	1	10/31/2014 9:49:05 PM	R22284
n-Propylbenzene	ND	1.0		µg/L	1	10/31/2014 9:49:05 PM	R22284
sec-Butylbenzene	ND	1.0		µg/L	1	10/31/2014 9:49:05 PM	R22284
Styrene	ND	1.0		µg/L	1	10/31/2014 9:49:05 PM	R22284
tert-Butylbenzene	ND	1.0		µg/L	1	10/31/2014 9:49:05 PM	R22284
1,1,1,2-Tetrachloroethane	ND	1.0		µg/L	1	10/31/2014 9:49:05 PM	R22284
1,1,2,2-Tetrachloroethane	ND	2.0		µg/L	1	10/31/2014 9:49:05 PM	R22284
Tetrachloroethene (PCE)	5.7	1.0		µg/L	1	10/31/2014 9:49:05 PM	R22284
trans-1,2-DCE	ND	1.0		µg/L	1	10/31/2014 9:49:05 PM	R22284
trans-1,3-Dichloropropene	ND	1.0		µg/L	1	10/31/2014 9:49:05 PM	R22284
1,2,3-Trichlorobenzene	ND	1.0		µg/L	1	10/31/2014 9:49:05 PM	R22284
1,2,4-Trichlorobenzene	ND	1.0		µg/L	1	10/31/2014 9:49:05 PM	R22284
1,1,1-Trichloroethane	ND	1.0		µg/L	1	10/31/2014 9:49:05 PM	R22284
1,1,2-Trichloroethane	ND	1.0		µg/L	1	10/31/2014 9:49:05 PM	R22284
Trichloroethene (TCE)	ND	1.0		µg/L	1	10/31/2014 9:49:05 PM	R22284
Trichlorofluoromethane	ND	1.0		µg/L	1	10/31/2014 9:49:05 PM	R22284
1,2,3-Trichloropropane	ND	2.0		µg/L	1	10/31/2014 9:49:05 PM	R22284
Vinyl chloride	ND	1.0		µg/L	1	10/31/2014 9:49:05 PM	R22284
Xylenes, Total	ND	1.5		µg/L	1	10/31/2014 9:49:05 PM	R22284
Surr: 1,2-Dichloroethane-d4	96.2	70-130		%REC	1	10/31/2014 9:49:05 PM	R22284
Surr: 4-Bromofluorobenzene	88.6	70-130		%REC	1	10/31/2014 9:49:05 PM	R22284
Surr: Dibromofluoromethane	99.4	70-130		%REC	1	10/31/2014 9:49:05 PM	R22284
Surr: Toluene-d8	94.2	70-130		%REC	1	10/31/2014 9:49:05 PM	R22284

Refer to the QC Summary report and sample login checklist for flagged QC data and preservation information.

Qualifiers:

*	Value exceeds Maximum Contaminant Level.	B	Analyte detected in the associated Method Blank
E	Value above quantitation range	H	Holding times for preparation or analysis exceeded
J	Analyte detected below quantitation limits	ND	Not Detected at the Reporting Limit
O	RSD is greater than RSDlimit	P	Sample pH greater than 2.
R	RPD outside accepted recovery limits	RL	Reporting Detection Limit
S	Spike Recovery outside accepted recovery limits		

Hall Environmental Analysis Laboratory, Inc.

CLIENT: Public Service Company
Project: Person Generating Station
Lab ID: 1410D41-008
Matrix: AQUEOUS
Client Sample ID: PSMW-V
Collection Date: 10/29/2014 4:15:00 PM
Received Date: 10/29/2014 5:00:00 PM

Analyses	Result	RL	Qual	Units	DF	Date Analyzed	Batch
EPA METHOD 8260B: VOLATILES						Analyst: KJH	
Benzene	ND	1.0		µg/L	1	11/1/2014 12:16:53 AM	R22284
Toluene	ND	1.0		µg/L	1	11/1/2014 12:16:53 AM	R22284
Ethylbenzene	ND	1.0		µg/L	1	11/1/2014 12:16:53 AM	R22284
Methyl tert-butyl ether (MTBE)	ND	1.0		µg/L	1	11/1/2014 12:16:53 AM	R22284
1,2,4-Trimethylbenzene	ND	1.0		µg/L	1	11/1/2014 12:16:53 AM	R22284
1,3,5-Trimethylbenzene	ND	1.0		µg/L	1	11/1/2014 12:16:53 AM	R22284
1,2-Dichloroethane (EDC)	ND	1.0		µg/L	1	11/1/2014 12:16:53 AM	R22284
1,2-Dibromoethane (EDB)	ND	1.0		µg/L	1	11/1/2014 12:16:53 AM	R22284
Naphthalene	ND	2.0		µg/L	1	11/1/2014 12:16:53 AM	R22284
1-Methylnaphthalene	ND	4.0		µg/L	1	11/1/2014 12:16:53 AM	R22284
2-Methylnaphthalene	ND	4.0		µg/L	1	11/1/2014 12:16:53 AM	R22284
Acetone	ND	10		µg/L	1	11/1/2014 12:16:53 AM	R22284
Bromobenzene	ND	1.0		µg/L	1	11/1/2014 12:16:53 AM	R22284
Bromodichloromethane	ND	1.0		µg/L	1	11/1/2014 12:16:53 AM	R22284
Bromoform	ND	1.0		µg/L	1	11/1/2014 12:16:53 AM	R22284
Bromomethane	ND	3.0		µg/L	1	11/1/2014 12:16:53 AM	R22284
2-Butanone	ND	10		µg/L	1	11/1/2014 12:16:53 AM	R22284
Carbon disulfide	ND	10		µg/L	1	11/1/2014 12:16:53 AM	R22284
Carbon Tetrachloride	ND	1.0		µg/L	1	11/1/2014 12:16:53 AM	R22284
Chlorobenzene	ND	1.0		µg/L	1	11/1/2014 12:16:53 AM	R22284
Chloroethane	ND	2.0		µg/L	1	11/1/2014 12:16:53 AM	R22284
Chloroform	ND	1.0		µg/L	1	11/1/2014 12:16:53 AM	R22284
Chloromethane	ND	3.0		µg/L	1	11/1/2014 12:16:53 AM	R22284
2-Chlorotoluene	ND	1.0		µg/L	1	11/1/2014 12:16:53 AM	R22284
4-Chlorotoluene	ND	1.0		µg/L	1	11/1/2014 12:16:53 AM	R22284
cis-1,2-DCE	ND	1.0		µg/L	1	11/1/2014 12:16:53 AM	R22284
cis-1,3-Dichloropropene	ND	1.0		µg/L	1	11/1/2014 12:16:53 AM	R22284
1,2-Dibromo-3-chloropropane	ND	2.0		µg/L	1	11/1/2014 12:16:53 AM	R22284
Dibromochloromethane	ND	1.0		µg/L	1	11/1/2014 12:16:53 AM	R22284
Dibromomethane	ND	1.0		µg/L	1	11/1/2014 12:16:53 AM	R22284
1,2-Dichlorobenzene	ND	1.0		µg/L	1	11/1/2014 12:16:53 AM	R22284
1,3-Dichlorobenzene	ND	1.0		µg/L	1	11/1/2014 12:16:53 AM	R22284
1,4-Dichlorobenzene	ND	1.0		µg/L	1	11/1/2014 12:16:53 AM	R22284
Dichlorodifluoromethane	ND	1.0		µg/L	1	11/1/2014 12:16:53 AM	R22284
1,1-Dichloroethane	ND	1.0		µg/L	1	11/1/2014 12:16:53 AM	R22284
1,1-Dichloroethene	3.8	1.0		µg/L	1	11/1/2014 12:16:53 AM	R22284
1,2-Dichloropropane	ND	1.0		µg/L	1	11/1/2014 12:16:53 AM	R22284
1,3-Dichloropropane	ND	1.0		µg/L	1	11/1/2014 12:16:53 AM	R22284
2,2-Dichloropropane	ND	2.0		µg/L	1	11/1/2014 12:16:53 AM	R22284

Refer to the QC Summary report and sample login checklist for flagged QC data and preservation information.

Qualifiers:

*	Value exceeds Maximum Contaminant Level.	B	Analyte detected in the associated Method Blank
E	Value above quantitation range	H	Holding times for preparation or analysis exceeded
J	Analyte detected below quantitation limits	ND	Not Detected at the Reporting Limit
O	RSD is greater than RSDlimit	P	Sample pH greater than 2.
R	RPD outside accepted recovery limits	RL	Reporting Detection Limit
S	Spike Recovery outside accepted recovery limits		

Hall Environmental Analysis Laboratory, Inc.

CLIENT: Public Service Company
Project: Person Generating Station
Lab ID: 1410D41-008
Matrix: AQUEOUS
Client Sample ID: PSMW-V
Collection Date: 10/29/2014 4:15:00 PM
Received Date: 10/29/2014 5:00:00 PM

Analyses	Result	RL	Qual	Units	DF	Date Analyzed	Batch
EPA METHOD 8260B: VOLATILES						Analyst:	KJH
1,1-Dichloropropene	ND	1.0		µg/L	1	11/1/2014 12:16:53 AM	R22284
Hexachlorobutadiene	ND	1.0		µg/L	1	11/1/2014 12:16:53 AM	R22284
2-Hexanone	ND	10		µg/L	1	11/1/2014 12:16:53 AM	R22284
Isopropylbenzene	ND	1.0		µg/L	1	11/1/2014 12:16:53 AM	R22284
4-Isopropyltoluene	ND	1.0		µg/L	1	11/1/2014 12:16:53 AM	R22284
4-Methyl-2-pentanone	ND	10		µg/L	1	11/1/2014 12:16:53 AM	R22284
Methylene Chloride	ND	3.0		µg/L	1	11/1/2014 12:16:53 AM	R22284
n-Butylbenzene	ND	3.0		µg/L	1	11/1/2014 12:16:53 AM	R22284
n-Propylbenzene	ND	1.0		µg/L	1	11/1/2014 12:16:53 AM	R22284
sec-Butylbenzene	ND	1.0		µg/L	1	11/1/2014 12:16:53 AM	R22284
Styrene	ND	1.0		µg/L	1	11/1/2014 12:16:53 AM	R22284
tert-Butylbenzene	ND	1.0		µg/L	1	11/1/2014 12:16:53 AM	R22284
1,1,1,2-Tetrachloroethane	ND	1.0		µg/L	1	11/1/2014 12:16:53 AM	R22284
1,1,2,2-Tetrachloroethane	ND	2.0		µg/L	1	11/1/2014 12:16:53 AM	R22284
Tetrachloroethene (PCE)	5.6	1.0		µg/L	1	11/1/2014 12:16:53 AM	R22284
trans-1,2-DCE	ND	1.0		µg/L	1	11/1/2014 12:16:53 AM	R22284
trans-1,3-Dichloropropene	ND	1.0		µg/L	1	11/1/2014 12:16:53 AM	R22284
1,2,3-Trichlorobenzene	ND	1.0		µg/L	1	11/1/2014 12:16:53 AM	R22284
1,2,4-Trichlorobenzene	ND	1.0		µg/L	1	11/1/2014 12:16:53 AM	R22284
1,1,1-Trichloroethane	ND	1.0		µg/L	1	11/1/2014 12:16:53 AM	R22284
1,1,2-Trichloroethane	ND	1.0		µg/L	1	11/1/2014 12:16:53 AM	R22284
Trichloroethene (TCE)	ND	1.0		µg/L	1	11/1/2014 12:16:53 AM	R22284
Trichlorofluoromethane	ND	1.0		µg/L	1	11/1/2014 12:16:53 AM	R22284
1,2,3-Trichloropropane	ND	2.0		µg/L	1	11/1/2014 12:16:53 AM	R22284
Vinyl chloride	ND	1.0		µg/L	1	11/1/2014 12:16:53 AM	R22284
Xylenes, Total	ND	1.5		µg/L	1	11/1/2014 12:16:53 AM	R22284
Surr: 1,2-Dichloroethane-d4	98.1	70-130		%REC	1	11/1/2014 12:16:53 AM	R22284
Surr: 4-Bromofluorobenzene	96.6	70-130		%REC	1	11/1/2014 12:16:53 AM	R22284
Surr: Dibromofluoromethane	95.3	70-130		%REC	1	11/1/2014 12:16:53 AM	R22284
Surr: Toluene-d8	90.7	70-130		%REC	1	11/1/2014 12:16:53 AM	R22284

Refer to the QC Summary report and sample login checklist for flagged QC data and preservation information.

Qualifiers:

*	Value exceeds Maximum Contaminant Level.	B	Analyte detected in the associated Method Blank
E	Value above quantitation range	H	Holding times for preparation or analysis exceeded
J	Analyte detected below quantitation limits	ND	Not Detected at the Reporting Limit
O	RSD is greater than RSDlimit	P	Sample pH greater than 2.
R	RPD outside accepted recovery limits	RL	Reporting Detection Limit
S	Spike Recovery outside accepted recovery limits		

Hall Environmental Analysis Laboratory, Inc.

CLIENT: Public Service Company
Project: Person Generating Station
Lab ID: 1410D41-009
Matrix: TRIP BLANK
Client Sample ID: Trip Blank
Collection Date:
Received Date: 10/29/2014 5:00:00 PM

Analyses	Result	RL	Qual	Units	DF	Date Analyzed	Batch
EPA METHOD 8260B: VOLATILES						Analyst: KJH	
Benzene	ND	1.0		µg/L	1	11/1/2014 12:46:28 AM	R22284
Toluene	ND	1.0		µg/L	1	11/1/2014 12:46:28 AM	R22284
Ethylbenzene	ND	1.0		µg/L	1	11/1/2014 12:46:28 AM	R22284
Methyl tert-butyl ether (MTBE)	ND	1.0		µg/L	1	11/1/2014 12:46:28 AM	R22284
1,2,4-Trimethylbenzene	ND	1.0		µg/L	1	11/1/2014 12:46:28 AM	R22284
1,3,5-Trimethylbenzene	ND	1.0		µg/L	1	11/1/2014 12:46:28 AM	R22284
1,2-Dichloroethane (EDC)	ND	1.0		µg/L	1	11/1/2014 12:46:28 AM	R22284
1,2-Dibromoethane (EDB)	ND	1.0		µg/L	1	11/1/2014 12:46:28 AM	R22284
Naphthalene	ND	2.0		µg/L	1	11/1/2014 12:46:28 AM	R22284
1-Methylnaphthalene	ND	4.0		µg/L	1	11/1/2014 12:46:28 AM	R22284
2-Methylnaphthalene	ND	4.0		µg/L	1	11/1/2014 12:46:28 AM	R22284
Acetone	ND	10		µg/L	1	11/1/2014 12:46:28 AM	R22284
Bromobenzene	ND	1.0		µg/L	1	11/1/2014 12:46:28 AM	R22284
Bromodichloromethane	ND	1.0		µg/L	1	11/1/2014 12:46:28 AM	R22284
Bromoform	ND	1.0		µg/L	1	11/1/2014 12:46:28 AM	R22284
Bromomethane	ND	3.0		µg/L	1	11/1/2014 12:46:28 AM	R22284
2-Butanone	ND	10		µg/L	1	11/1/2014 12:46:28 AM	R22284
Carbon disulfide	ND	10		µg/L	1	11/1/2014 12:46:28 AM	R22284
Carbon Tetrachloride	ND	1.0		µg/L	1	11/1/2014 12:46:28 AM	R22284
Chlorobenzene	ND	1.0		µg/L	1	11/1/2014 12:46:28 AM	R22284
Chloroethane	ND	2.0		µg/L	1	11/1/2014 12:46:28 AM	R22284
Chloroform	ND	1.0		µg/L	1	11/1/2014 12:46:28 AM	R22284
Chloromethane	ND	3.0		µg/L	1	11/1/2014 12:46:28 AM	R22284
2-Chlorotoluene	ND	1.0		µg/L	1	11/1/2014 12:46:28 AM	R22284
4-Chlorotoluene	ND	1.0		µg/L	1	11/1/2014 12:46:28 AM	R22284
cis-1,2-DCE	ND	1.0		µg/L	1	11/1/2014 12:46:28 AM	R22284
cis-1,3-Dichloropropene	ND	1.0		µg/L	1	11/1/2014 12:46:28 AM	R22284
1,2-Dibromo-3-chloropropane	ND	2.0		µg/L	1	11/1/2014 12:46:28 AM	R22284
Dibromochloromethane	ND	1.0		µg/L	1	11/1/2014 12:46:28 AM	R22284
Dibromomethane	ND	1.0		µg/L	1	11/1/2014 12:46:28 AM	R22284
1,2-Dichlorobenzene	ND	1.0		µg/L	1	11/1/2014 12:46:28 AM	R22284
1,3-Dichlorobenzene	ND	1.0		µg/L	1	11/1/2014 12:46:28 AM	R22284
1,4-Dichlorobenzene	ND	1.0		µg/L	1	11/1/2014 12:46:28 AM	R22284
Dichlorodifluoromethane	ND	1.0		µg/L	1	11/1/2014 12:46:28 AM	R22284
1,1-Dichloroethane	ND	1.0		µg/L	1	11/1/2014 12:46:28 AM	R22284
1,1-Dichloroethene	ND	1.0		µg/L	1	11/1/2014 12:46:28 AM	R22284
1,2-Dichloropropane	ND	1.0		µg/L	1	11/1/2014 12:46:28 AM	R22284
1,3-Dichloropropane	ND	1.0		µg/L	1	11/1/2014 12:46:28 AM	R22284
2,2-Dichloropropane	ND	2.0		µg/L	1	11/1/2014 12:46:28 AM	R22284

Refer to the QC Summary report and sample login checklist for flagged QC data and preservation information.

Qualifiers:

*	Value exceeds Maximum Contaminant Level.	B	Analyte detected in the associated Method Blank
E	Value above quantitation range	H	Holding times for preparation or analysis exceeded
J	Analyte detected below quantitation limits	ND	Not Detected at the Reporting Limit
O	RSD is greater than RSDlimit	P	Sample pH greater than 2.
R	RPD outside accepted recovery limits	RL	Reporting Detection Limit
S	Spike Recovery outside accepted recovery limits		

Hall Environmental Analysis Laboratory, Inc.

CLIENT: Public Service Company
Project: Person Generating Station
Lab ID: 1410D41-009
Matrix: TRIP BLANK
Client Sample ID: Trip Blank
Collection Date:
Received Date: 10/29/2014 5:00:00 PM

Analyses	Result	RL	Qual	Units	DF	Date Analyzed	Batch
EPA METHOD 8260B: VOLATILES						Analyst:	KJH
1,1-Dichloropropene	ND	1.0		µg/L	1	11/1/2014 12:46:28 AM	R22284
Hexachlorobutadiene	ND	1.0		µg/L	1	11/1/2014 12:46:28 AM	R22284
2-Hexanone	ND	10		µg/L	1	11/1/2014 12:46:28 AM	R22284
Isopropylbenzene	ND	1.0		µg/L	1	11/1/2014 12:46:28 AM	R22284
4-Isopropyltoluene	ND	1.0		µg/L	1	11/1/2014 12:46:28 AM	R22284
4-Methyl-2-pentanone	ND	10		µg/L	1	11/1/2014 12:46:28 AM	R22284
Methylene Chloride	ND	3.0		µg/L	1	11/1/2014 12:46:28 AM	R22284
n-Butylbenzene	ND	3.0		µg/L	1	11/1/2014 12:46:28 AM	R22284
n-Propylbenzene	ND	1.0		µg/L	1	11/1/2014 12:46:28 AM	R22284
sec-Butylbenzene	ND	1.0		µg/L	1	11/1/2014 12:46:28 AM	R22284
Styrene	ND	1.0		µg/L	1	11/1/2014 12:46:28 AM	R22284
tert-Butylbenzene	ND	1.0		µg/L	1	11/1/2014 12:46:28 AM	R22284
1,1,1,2-Tetrachloroethane	ND	1.0		µg/L	1	11/1/2014 12:46:28 AM	R22284
1,1,2,2-Tetrachloroethane	ND	2.0		µg/L	1	11/1/2014 12:46:28 AM	R22284
Tetrachloroethene (PCE)	ND	1.0		µg/L	1	11/1/2014 12:46:28 AM	R22284
trans-1,2-DCE	ND	1.0		µg/L	1	11/1/2014 12:46:28 AM	R22284
trans-1,3-Dichloropropene	ND	1.0		µg/L	1	11/1/2014 12:46:28 AM	R22284
1,2,3-Trichlorobenzene	ND	1.0		µg/L	1	11/1/2014 12:46:28 AM	R22284
1,2,4-Trichlorobenzene	ND	1.0		µg/L	1	11/1/2014 12:46:28 AM	R22284
1,1,1-Trichloroethane	ND	1.0		µg/L	1	11/1/2014 12:46:28 AM	R22284
1,1,2-Trichloroethane	ND	1.0		µg/L	1	11/1/2014 12:46:28 AM	R22284
Trichloroethene (TCE)	ND	1.0		µg/L	1	11/1/2014 12:46:28 AM	R22284
Trichlorofluoromethane	ND	1.0		µg/L	1	11/1/2014 12:46:28 AM	R22284
1,2,3-Trichloropropane	ND	2.0		µg/L	1	11/1/2014 12:46:28 AM	R22284
Vinyl chloride	ND	1.0		µg/L	1	11/1/2014 12:46:28 AM	R22284
Xylenes, Total	ND	1.5		µg/L	1	11/1/2014 12:46:28 AM	R22284
Surr: 1,2-Dichloroethane-d4	92.2	70-130		%REC	1	11/1/2014 12:46:28 AM	R22284
Surr: 4-Bromofluorobenzene	92.0	70-130		%REC	1	11/1/2014 12:46:28 AM	R22284
Surr: Dibromofluoromethane	91.3	70-130		%REC	1	11/1/2014 12:46:28 AM	R22284
Surr: Toluene-d8	88.3	70-130		%REC	1	11/1/2014 12:46:28 AM	R22284

Refer to the QC Summary report and sample login checklist for flagged QC data and preservation information.

Qualifiers:

*	Value exceeds Maximum Contaminant Level.	B	Analyte detected in the associated Method Blank
E	Value above quantitation range	H	Holding times for preparation or analysis exceeded
J	Analyte detected below quantitation limits	ND	Not Detected at the Reporting Limit
O	RSD is greater than RSDlimit	P	Sample pH greater than 2.
R	RPD outside accepted recovery limits	RL	Reporting Detection Limit
S	Spike Recovery outside accepted recovery limits		

QC SUMMARY REPORT

Hall Environmental Analysis Laboratory, Inc.

WO#: 1410D41

04-Nov-14

Client: Public Service Company
Project: Person Generating Station

Sample ID **5mL-rb**	SampType: **MBLK**	TestCode: **EPA Method 8260B: VOLATILES**	
Client ID: **PBW**	Batch ID: **R22284**	RunNo: **22284**	
Prep Date:	Analysis Date: **10/31/2014**	SeqNo: **656438**	Units: **µg/L**

Analyte	Result	PQL	SPK value	SPK Ref Val	%REC	LowLimit	HighLimit	%RPD	RPDLimit	Qual
Benzene	ND	1.0								
Toluene	ND	1.0								
Ethylbenzene	ND	1.0								
Methyl tert-butyl ether (MTBE)	ND	1.0								
1,2,4-Trimethylbenzene	ND	1.0								
1,3,5-Trimethylbenzene	ND	1.0								
1,2-Dichloroethane (EDC)	ND	1.0								
1,2-Dibromoethane (EDB)	ND	1.0								
Naphthalene	ND	2.0								
1-Methylnaphthalene	ND	4.0								
2-Methylnaphthalene	ND	4.0								
Acetone	ND	10								
Bromobenzene	ND	1.0								
Bromodichloromethane	ND	1.0								
Bromoform	ND	1.0								
Bromomethane	ND	3.0								
2-Butanone	ND	10								
Carbon disulfide	ND	10								
Carbon Tetrachloride	ND	1.0								
Chlorobenzene	ND	1.0								
Chloroethane	ND	2.0								
Chloroform	ND	1.0								
Chloromethane	ND	3.0								
2-Chlorotoluene	ND	1.0								
4-Chlorotoluene	ND	1.0								
cis-1,2-DCE	ND	1.0								
cis-1,3-Dichloropropene	ND	1.0								
1,2-Dibromo-3-chloropropane	ND	2.0								
Dibromochloromethane	ND	1.0								
Dibromomethane	ND	1.0								
1,2-Dichlorobenzene	ND	1.0								
1,3-Dichlorobenzene	ND	1.0								
1,4-Dichlorobenzene	ND	1.0								
Dichlorodifluoromethane	ND	1.0								
1,1-Dichloroethane	ND	1.0								
1,1-Dichloroethene	ND	1.0								
1,2-Dichloropropane	ND	1.0								
1,3-Dichloropropane	ND	1.0								
2,2-Dichloropropane	ND	2.0								

Qualifiers:

*	Value exceeds Maximum Contaminant Level.	B	Analyte detected in the associated Method Blank
E	Value above quantitation range	H	Holding times for preparation or analysis exceeded
J	Analyte detected below quantitation limits	ND	Not Detected at the Reporting Limit
O	RSD is greater than RSDlimit	P	Sample pH greater than 2.
R	RPD outside accepted recovery limits	RL	Reporting Detection Limit
S	Spike Recovery outside accepted recovery limits		

QC SUMMARY REPORT

Hall Environmental Analysis Laboratory, Inc.

WO#: **1410D41**

04-Nov-14

Client: Public Service Company
Project: Person Generating Station

Sample ID **5mL-rb** SampType: **MBLK** TestCode: **EPA Method 8260B: VOLATILES**
Client ID: **PBW** Batch ID: **R22284** RunNo: **22284**
Prep Date: Analysis Date: **10/31/2014** SeqNo: **656438** Units: **µg/L**

Analyte	Result	PQL	SPK value	SPK Ref Val	%REC	LowLimit	HighLimit	%RPD	RPDLimit	Qual
1,1-Dichloropropene	ND	1.0								
Hexachlorobutadiene	ND	1.0								
2-Hexanone	ND	10								
Isopropylbenzene	ND	1.0								
4-Isopropyltoluene	ND	1.0								
4-Methyl-2-pentanone	ND	10								
Methylene Chloride	ND	3.0								
n-Butylbenzene	ND	3.0								
n-Propylbenzene	ND	1.0								
sec-Butylbenzene	ND	1.0								
Styrene	ND	1.0								
tert-Butylbenzene	ND	1.0								
1,1,1,2-Tetrachloroethane	ND	1.0								
1,1,2,2-Tetrachloroethane	ND	2.0								
Tetrachloroethene (PCE)	ND	1.0								
trans-1,2-DCE	ND	1.0								
trans-1,3-Dichloropropene	ND	1.0								
1,2,3-Trichlorobenzene	ND	1.0								
1,2,4-Trichlorobenzene	ND	1.0								
1,1,1-Trichloroethane	ND	1.0								
1,1,2-Trichloroethane	ND	1.0								
Trichloroethene (TCE)	ND	1.0								
Trichlorofluoromethane	ND	1.0								
1,2,3-Trichloropropane	ND	2.0								
Vinyl chloride	ND	1.0								
Xylenes, Total	ND	1.5								
Surr: 1,2-Dichloroethane-d4	9.7		10.00		97.2	70	130			
Surr: 4-Bromofluorobenzene	8.9		10.00		89.1	70	130			
Surr: Dibromofluoromethane	9.6		10.00		95.6	70	130			
Surr: Toluene-d8	10		10.00		101	70	130			

Sample ID **100ng lcs** SampType: **LCS** TestCode: **EPA Method 8260B: VOLATILES**
Client ID: **LCSW** Batch ID: **R22284** RunNo: **22284**
Prep Date: Analysis Date: **10/31/2014** SeqNo: **656439** Units: **µg/L**

Analyte	Result	PQL	SPK value	SPK Ref Val	%REC	LowLimit	HighLimit	%RPD	RPDLimit	Qual
Benzene	19	1.0	20.00	0	96.0	70	130			
Toluene	18	1.0	20.00	0	92.4	80	120			
Chlorobenzene	19	1.0	20.00	0	93.3	70	130			

Qualifiers:

*	Value exceeds Maximum Contaminant Level.	B	Analyte detected in the associated Method Blank
E	Value above quantitation range	H	Holding times for preparation or analysis exceeded
J	Analyte detected below quantitation limits	ND	Not Detected at the Reporting Limit
O	RSD is greater than RSDlimit	P	Sample pH greater than 2.
R	RPD outside accepted recovery limits	RL	Reporting Detection Limit
S	Spike Recovery outside accepted recovery limits		

QC SUMMARY REPORT

Hall Environmental Analysis Laboratory, Inc.

WO#: 1410D41

04-Nov-14

Client: Public Service Company
Project: Person Generating Station

Sample ID 100ng lcs	SampType: LCS	TestCode: EPA Method 8260B: VOLATILES
Client ID: LCSW	Batch ID: R22284	RunNo: 22284
Prep Date:	Analysis Date: 10/31/2014	SeqNo: 656439 Units: µg/L

Analyte	Result	PQL	SPK value	SPK Ref Val	%REC	LowLimit	HighLimit	%RPD	RPDLimit	Qual
1,1-Dichloroethene	20	1.0	20.00	0	99.0	82.6	131			
Trichloroethene (TCE)	19	1.0	20.00	0	97.4	70	130			
Surr: 1,2-Dichloroethane-d4	9.3		10.00		92.6	70	130			
Surr: 4-Bromofluorobenzene	9.1		10.00		90.7	70	130			
Surr: Dibromofluoromethane	9.1		10.00		90.8	70	130			
Surr: Toluene-d8	9.2		10.00		91.7	70	130			

Sample ID b2	SampType: MBLK	TestCode: EPA Method 8260B: VOLATILES
Client ID: PBW	Batch ID: R22284	RunNo: 22284
Prep Date:	Analysis Date: 10/31/2014	SeqNo: 656472 Units: µg/L

Analyte	Result	PQL	SPK value	SPK Ref Val	%REC	LowLimit	HighLimit	%RPD	RPDLimit	Qual
Benzene	ND	1.0								
Toluene	ND	1.0								
Ethylbenzene	ND	1.0								
Methyl tert-butyl ether (MTBE)	ND	1.0								
1,2,4-Trimethylbenzene	ND	1.0								
1,3,5-Trimethylbenzene	ND	1.0								
1,2-Dichloroethane (EDC)	ND	1.0								
1,2-Dibromoethane (EDB)	ND	1.0								
Naphthalene	ND	2.0								
1-Methylnaphthalene	ND	4.0								
2-Methylnaphthalene	ND	4.0								
Acetone	ND	10								
Bromobenzene	ND	1.0								
Bromodichloromethane	ND	1.0								
Bromoform	ND	1.0								
Bromomethane	ND	3.0								
2-Butanone	ND	10								
Carbon disulfide	ND	10								
Carbon Tetrachloride	ND	1.0								
Chlorobenzene	ND	1.0								
Chloroethane	ND	2.0								
Chloroform	ND	1.0								
Chloromethane	ND	3.0								
2-Chlorotoluene	ND	1.0								
4-Chlorotoluene	ND	1.0								
cis-1,2-DCE	ND	1.0								
cis-1,3-Dichloropropene	ND	1.0								

Qualifiers:

*	Value exceeds Maximum Contaminant Level.	B	Analyte detected in the associated Method Blank
E	Value above quantitation range	H	Holding times for preparation or analysis exceeded
J	Analyte detected below quantitation limits	ND	Not Detected at the Reporting Limit
O	RSD is greater than RSDlimit	P	Sample pH greater than 2.
R	RPD outside accepted recovery limits	RL	Reporting Detection Limit
S	Spike Recovery outside accepted recovery limits		

QC SUMMARY REPORT

Hall Environmental Analysis Laboratory, Inc.

WO#: **1410D41**

04-Nov-14

Client: Public Service Company
Project: Person Generating Station

Sample ID **b2**	SampType: **MBLK**			TestCode: **EPA Method 8260B: VOLATILES**							
Client ID: **PBW**	Batch ID: **R22284**			RunNo: **22284**							
Prep Date:	Analysis Date: **10/31/2014**			SeqNo: **656472**			Units: **µg/L**				
Analyte	Result	PQL	SPK value	SPK Ref Val	%REC	LowLimit	HighLimit	%RPD	RPDLimit	Qual	
1,2-Dibromo-3-chloropropane	ND	2.0									
Dibromochloromethane	ND	1.0									
Dibromomethane	ND	1.0									
1,2-Dichlorobenzene	ND	1.0									
1,3-Dichlorobenzene	ND	1.0									
1,4-Dichlorobenzene	ND	1.0									
Dichlorodifluoromethane	ND	1.0									
1,1-Dichloroethane	ND	1.0									
1,1-Dichloroethene	ND	1.0									
1,2-Dichloropropane	ND	1.0									
1,3-Dichloropropane	ND	1.0									
2,2-Dichloropropane	ND	2.0									
1,1-Dichloropropene	ND	1.0									
Hexachlorobutadiene	ND	1.0									
2-Hexanone	ND	10									
Isopropylbenzene	ND	1.0									
4-Isopropyltoluene	ND	1.0									
4-Methyl-2-pentanone	ND	10									
Methylene Chloride	ND	3.0									
n-Butylbenzene	ND	3.0									
n-Propylbenzene	ND	1.0									
sec-Butylbenzene	ND	1.0									
Styrene	ND	1.0									
tert-Butylbenzene	ND	1.0									
1,1,1,2-Tetrachloroethane	ND	1.0									
1,1,2,2-Tetrachloroethane	ND	2.0									
Tetrachloroethene (PCE)	ND	1.0									
trans-1,2-DCE	ND	1.0									
trans-1,3-Dichloropropene	ND	1.0									
1,2,3-Trichlorobenzene	ND	1.0									
1,2,4-Trichlorobenzene	ND	1.0									
1,1,1-Trichloroethane	ND	1.0									
1,1,2-Trichloroethane	ND	1.0									
Trichloroethene (TCE)	ND	1.0									
Trichlorofluoromethane	ND	1.0									
1,2,3-Trichloropropane	ND	2.0									
Vinyl chloride	ND	1.0									
Xylenes, Total	ND	1.5									
Surr: 1,2-Dichloroethane-d4	8.9		10.00		88.7	70	130				

Qualifiers:

*	Value exceeds Maximum Contaminant Level.	B	Analyte detected in the associated Method Blank
E	Value above quantitation range	H	Holding times for preparation or analysis exceeded
J	Analyte detected below quantitation limits	ND	Not Detected at the Reporting Limit
O	RSD is greater than RSDlimit	P	Sample pH greater than 2.
R	RPD outside accepted recovery limits	RL	Reporting Detection Limit
S	Spike Recovery outside accepted recovery limits		

QC SUMMARY REPORT

Hall Environmental Analysis Laboratory, Inc.

WO#: 1410D41

04-Nov-14

Client: Public Service Company
Project: Person Generating Station

Sample ID b2	SampType: MBLK	TestCode: EPA Method 8260B: VOLATILES							
Client ID: PBW	Batch ID: R22284	RunNo: 22284							
Prep Date:	Analysis Date: 10/31/2014	SeqNo: 656472	Units: µg/L						
Analyte	Result	PQL	SPK value	SPK Ref Val	%REC	LowLimit	HighLimit	%RPD	RPDLimit	Qual
Surr: 4-Bromofluorobenzene	10		10.00		102	70	130			
Surr: Dibromofluoromethane	9.3		10.00		93.4	70	130			
Surr: Toluene-d8	9.2		10.00		92.3	70	130			

Sample ID 100ng lcs2	SampType: LCS	TestCode: EPA Method 8260B: VOLATILES							
Client ID: LCSW	Batch ID: R22284	RunNo: 22284							
Prep Date:	Analysis Date: 10/31/2014	SeqNo: 656475	Units: µg/L						
Analyte	Result	PQL	SPK value	SPK Ref Val	%REC	LowLimit	HighLimit	%RPD	RPDLimit	Qual
Benzene	20	1.0	20.00	0	98.4	70	130			
Toluene	19	1.0	20.00	0	95.6	80	120			
Chlorobenzene	20	1.0	20.00	0	97.5	70	130			
1,1-Dichloroethene	22	1.0	20.00	0	108	82.6	131			
Trichloroethene (TCE)	20	1.0	20.00	0	100	70	130			
Surr: 1,2-Dichloroethane-d4	9.2		10.00		91.8	70	130			
Surr: 4-Bromofluorobenzene	9.5		10.00		94.8	70	130			
Surr: Dibromofluoromethane	9.1		10.00		90.8	70	130			
Surr: Toluene-d8	9.3		10.00		93.5	70	130			

Qualifiers:

*	Value exceeds Maximum Contaminant Level.	B	Analyte detected in the associated Method Blank
E	Value above quantitation range	H	Holding times for preparation or analysis exceeded
J	Analyte detected below quantitation limits	ND	Not Detected at the Reporting Limit
O	RSD is greater than RSDlimit	P	Sample pH greater than 2.
R	RPD outside accepted recovery limits	RL	Reporting Detection Limit
S	Spike Recovery outside accepted recovery limits		

HALL ENVIRONMENTAL ANALYSIS LABORATORY

Hall Environmental Analysis Laboratory
4901 Hawkins NE
Albuquerque, NM 87109
TEL: 505-345-3975 FAX: 505-345-4107
Website: www.hallenvironmental.com

Sample Log-In Check List

Client Name: PNM Aztec Work Order Number: 1410D41 RcptNo: 1

Received by/date: MG 10/29/14

Logged By: Michelle Garcia 10/29/2014 5:00:00 PM Michelle Garcia

Completed By: Michelle Garcia 10/30/2014 8:27:31 AM Michelle Garcia

Reviewed By: 10/30/14

Chain of Custody

1. Custody seals intact on sample bottles? Yes ☐ No ☐ Not Present ☑
2. Is Chain of Custody complete? Yes ☑ No ☐ Not Present ☐
3. How was the sample delivered? Client

Log In

4. Was an attempt made to cool the samples? Yes ☑ No ☐ NA ☐
5. Were all samples received at a temperature of >0° C to 6.0°C Yes ☑ No ☐ NA ☐
6. Sample(s) in proper container(s)? Yes ☑ No ☐
7. Sufficient sample volume for indicated test(s)? Yes ☑ No ☐
8. Are samples (except VOA and ONG) properly preserved? Yes ☑ No ☐
9. Was preservative added to bottles? Yes ☐ No ☑ NA ☐ Sample -002A (2 of 3 and 3 of 3) have bubbles. CS 10/30/14 —CS 10/30/14
10. VOA vials have zero headspace? Yes ☑ No ☑ No VOA Vials ☐
11. Were any sample containers received broken? Yes ☐ No ☑
12. Does paperwork match bottle labels? Yes ☑ No ☐
    (Note discrepancies on chain of custody)
13. Are matrices correctly identified on Chain of Custody? Yes ☑ No ☐
14. Is it clear what analyses were requested? Yes ☑ No ☐
15. Were all holding times able to be met? Yes ☑ No ☐
    (If no, notify customer for authorization.)

# of preserved bottles checked for pH: _____ (<2 or >12 unless noted)
Adjusted? _____
Checked by: _____

Special Handling (if applicable)

16. Was client notified of all discrepancies with this order? Yes ☐ No ☐ NA ☑

Person Notified: _____ Date: _____
By Whom: _____ Via: ☐ eMail ☐ Phone ☐ Fax ☐ In Person
Regarding: _____
Client Instructions: _____

17. Additional remarks:

18. Cooler Information

Cooler No	Temp °C	Condition	Seal Intact	Seal No	Seal Date	Signed By
1	3.0	Good	Not Present			

Chain-of-Custody Record

Client: PNM John Hale MS 2100

Mailing Address: 2401 AZTEC Rd NE Albuquerque, NM 87107

Phone #: 505 241 2014

email or Fax#: John-hale@PNMResources.com

QA/QC Package:

☒ Standard ☐ Level 4 (Full Validation)

Accreditation

☐ NELAP ☐ Other _____

☐ EDD (Type) _____

Turn-Around Time:

☒ Standard ☐ Rush _____

Project Name: Person Generating Station

Project #: Semi Annual Fall 2014

Project Manager: John Hale

Sampler: Mark Stkelianos

On Ice: ☒ Yes ☐ No

Sample Temperature: 3.0

HALL ENVIRONMENTAL ANALYSIS LABORATORY

www.hallenvironmental.com

4901 Hawkins NE - Albuquerque, NM 87109

Tel. 505-345-3975 Fax 505-345-4107

Analysis Request

Date	Time	Matrix	Sample Request ID	Container Type and #	Preservative Type	HEAL No. 1410D011	BTEX + MTBE + TMB's (8021)	BTEX + MTBE + TPH (Gas only)	TPH 8015B (GRO / DRO / MRO)	TPH (Method 418.1)	EDB (Method 504.1)	PAH's (8310 or 8270 SIMS)	RCRA 8 Metals	Anions (F,Cl,NO_3,NO_2,PO_4,SO_4)	8081 Pesticides / 8082 PCB's	8260B (VOA)	8270 (Semi-VOA)					Air Bubbles (Y or N)
10/29/14	1020	Aqueous	PSMW 24-500	3-40ml VOAs	HCl	-001										X						
"	1235	"	PSMW 27-600	"	"	-002										X						
"	1245	"	PSMW Z 500	"	"	-003										X						
"	1425	"	PSMW 27-500	"	"	-004										X						
"	1310	"	PSMW 27	"	"	-005										X						
"	1400	"	PSMW-37	"	"	-006										X						
"	1610	"	PSMW-22	"	"	-007										X						
"	1615	"	PSMW-V	"	"	-008										X						
			Trip Blank	2-40ml VOAs	HCl	-009										X						

Date:	Time:	Relinquished by:	Received by:	Date	Time
10/29/14	1700	[signature]	[signature]	10/29/14	1700
Date:	Time:	Relinquished by:	Received by:	Date	Time

Remarks: Verified collection dates with Mark. All samples collected on 10/29/14. mg

If necessary, samples submitted to Hall Environmental may be subcontracted to other accredited laboratories. This serves as notice of this possibility. Any sub-contracted data will be clearly notated on the analytical report.

HALL
ENVIRONMENTAL
ANALYSIS
LABORATORY

Hall Environmental Analysis Laboratory
4901 Hawkins NE
Albuquerque, NM 87109
TEL: 505-345-3975 FAX: 505-345-4107
Website: www.hallenvironmental.com

November 21, 2014

John Hale
PNM Resources
2401 Aztec, NE #Z110
Albuquerque, NM 87107
TEL: (505) 241-2014
FAX (505) 241-4306

RE: Person Generating Station OrderNo.: 1410C82

Dear John Hale:

Hall Environmental Analysis Laboratory received 8 sample(s) on 10/28/2014 for the analyses presented in the following report.

These were analyzed according to EPA procedures or equivalent. To access our accredited tests please go to www.hallenvironmental.com or the state specific web sites. In order to properly interpret your results it is imperative that you review this report in its entirety. See the sample checklist and/or the Chain of Custody for information regarding the sample receipt temperature and preservation. Data qualifiers or a narrative will be provided if the sample analysis or analytical quality control parameters require a flag. When necessary, data qualifers are provided on both the sample analysis report and the QC summary report, both sections should be reviewed. All samples are reported, as received, unless otherwise indicated. Lab measurement of analytes considered field parameters that require analysis within 15 minutes of sampling such as pH and residual chlorine are qualified as being analyzed outside of the recommended holding time.

Please don't hesitate to contact HEAL for any additional information or clarifications.

ADHS Cert #AZ0682 -- NMED-DWB Cert #NM9425 -- NMED-Micro Cert #NM0190

Sincerely,

Andy Freeman
Laboratory Manager
4901 Hawkins NE
Albuquerque, NM 87109

Hall Environmental Analysis Laboratory, Inc.

CLIENT: PNM Resources
Project: Person Generating Station
Lab ID: 1410C82-001 **Matrix:** AQUEOUS

Client Sample ID: PSMW-08B
Collection Date: 10/28/2014 9:35:00 AM
Received Date: 10/28/2014 5:05:00 PM

Analyses	Result	RL	Qual	Units	DF	Date Analyzed	Batch
EPA METHOD 504.1: EDB/DBCP						Analyst:	LRW
1,2-Dibromo-3-chloropropane	ND	0.10		µg/L	1	10/29/2014 2:07:36 PM	16142
1,2-Dibromoethane	ND	0.010		µg/L	1	10/29/2014 2:07:36 PM	16142
EPA METHOD 8081: PESTICIDES						Analyst:	JDC
4,4'-DDD	ND	0.050		µg/L	1	11/4/2014 2:52:09 PM	16160
4,4'-DDE	ND	0.050		µg/L	1	11/4/2014 2:52:09 PM	16160
4,4'-DDT	ND	0.050		µg/L	1	11/4/2014 2:52:09 PM	16160
Aldrin	ND	0.050		µg/L	1	11/4/2014 2:52:09 PM	16160
alpha-BHC	ND	0.050		µg/L	1	11/4/2014 2:52:09 PM	16160
beta-BHC	ND	0.050		µg/L	1	11/4/2014 2:52:09 PM	16160
Chlordane	ND	1.0		µg/L	1	11/4/2014 2:52:09 PM	16160
delta-BHC	ND	0.050		µg/L	1	11/4/2014 2:52:09 PM	16160
Dieldrin	ND	0.050		µg/L	1	11/4/2014 2:52:09 PM	16160
Endosulfan I	ND	0.050		µg/L	1	11/4/2014 2:52:09 PM	16160
Endosulfan II	ND	0.050		µg/L	1	11/4/2014 2:52:09 PM	16160
Endosulfan sulfate	ND	0.050		µg/L	1	11/4/2014 2:52:09 PM	16160
Endrin	ND	0.050		µg/L	1	11/4/2014 2:52:09 PM	16160
Endrin aldehyde	ND	0.050		µg/L	1	11/4/2014 2:52:09 PM	16160
gamma-BHC	ND	0.050		µg/L	1	11/4/2014 2:52:09 PM	16160
Heptachlor	ND	0.050		µg/L	1	11/4/2014 2:52:09 PM	16160
Heptachlor epoxide	ND	0.050		µg/L	1	11/4/2014 2:52:09 PM	16160
Methoxychlor	ND	0.050		µg/L	1	11/4/2014 2:52:09 PM	16160
Toxaphene	ND	1.0		µg/L	1	11/4/2014 2:52:09 PM	16160
Surr: Decachlorobiphenyl	74.3	40.2-135		%REC	1	11/4/2014 2:52:09 PM	16160
Surr: Tetrachloro-m-xylene	65.0	42.3-124		%REC	1	11/4/2014 2:52:09 PM	16160
EPA METHOD 8082: PCB'S						Analyst:	SCC
Aroclor 1016	ND	1.0		µg/L	1	10/30/2014 10:31:54 PM	16161
Aroclor 1221	ND	1.0		µg/L	1	10/30/2014 10:31:54 PM	16161
Aroclor 1232	ND	1.0		µg/L	1	10/30/2014 10:31:54 PM	16161
Aroclor 1242	ND	1.0		µg/L	1	10/30/2014 10:31:54 PM	16161
Aroclor 1248	ND	1.0		µg/L	1	10/30/2014 10:31:54 PM	16161
Aroclor 1254	ND	1.0		µg/L	1	10/30/2014 10:31:54 PM	16161
Aroclor 1260	ND	1.0		µg/L	1	10/30/2014 10:31:54 PM	16161
Surr: Decachlorobiphenyl	87.2	26.3-122		%REC	1	10/30/2014 10:31:54 PM	16161
Surr: Tetrachloro-m-xylene	72.8	33.8-120		%REC	1	10/30/2014 10:31:54 PM	16161
EPA METHOD 200.7: METALS						Analyst:	JLF
Barium	0.025	0.0020		mg/L	1	11/7/2014 6:11:07 PM	16280
Beryllium	ND	0.0020		mg/L	1	11/7/2014 6:11:07 PM	16280
Cadmium	ND	0.0020		mg/L	1	11/7/2014 6:11:07 PM	16280

Refer to the QC Summary report and sample login checklist for flagged QC data and preservation information.

Qualifiers:

*	Value exceeds Maximum Contaminant Level.	B	Analyte detected in the associated Method Blank
E	Value above quantitation range	H	Holding times for preparation or analysis exceeded
J	Analyte detected below quantitation limits	ND	Not Detected at the Reporting Limit
O	RSD is greater than RSDlimit	P	Sample pH greater than 2.
R	RPD outside accepted recovery limits	RL	Reporting Detection Limit
S	Spike Recovery outside accepted recovery limits		

Hall Environmental Analysis Laboratory, Inc.

CLIENT: PNM Resources
Project: Person Generating Station
Lab ID: 1410C82-001
Matrix: AQUEOUS
Client Sample ID: PSMW-08B
Collection Date: 10/28/2014 9:35:00 AM
Received Date: 10/28/2014 5:05:00 PM

Analyses	Result	RL	Qual	Units	DF	Date Analyzed	Batch
EPA METHOD 200.7: METALS						Analyst:	**JLF**
Chromium	ND	0.0060		mg/L	1	11/7/2014 6:11:07 PM	16280
Cobalt	ND	0.0060		mg/L	1	11/7/2014 6:11:07 PM	16280
Copper	ND	0.0060		mg/L	1	11/7/2014 6:11:07 PM	16280
Lead	ND	0.0050		mg/L	1	11/7/2014 6:11:07 PM	16280
Nickel	ND	0.010		mg/L	1	11/7/2014 6:11:07 PM	16280
Tin	ND	0.010		mg/L	1	11/7/2014 6:11:07 PM	16280
Vanadium	ND	0.050		mg/L	1	11/7/2014 6:11:07 PM	16280
Zinc	ND	0.010		mg/L	1	11/7/2014 6:11:07 PM	16280
EPA 200.8: METALS						Analyst:	**DBD**
Antimony	ND	0.0010		mg/L	1	11/11/2014 2:38:01 PM	16280
Arsenic	0.0013	0.0010		mg/L	1	11/11/2014 2:38:01 PM	16280
Selenium	ND	0.0010		mg/L	1	11/11/2014 2:38:01 PM	16280
Thallium	ND	0.0010		mg/L	1	11/7/2014 2:25:18 PM	16280
EPA METHOD 245.1: MERCURY						Analyst:	**MMD**
Mercury	ND	0.00020		mg/L	1	11/10/2014 1:11:23 PM	16303

Refer to the QC Summary report and sample login checklist for flagged QC data and preservation information.

Qualifiers:

*	Value exceeds Maximum Contaminant Level.	B	Analyte detected in the associated Method Blank
E	Value above quantitation range	H	Holding times for preparation or analysis exceeded
J	Analyte detected below quantitation limits	ND	Not Detected at the Reporting Limit
O	RSD is greater than RSDlimit	P	Sample pH greater than 2.
R	RPD outside accepted recovery limits	RL	Reporting Detection Limit
S	Spike Recovery outside accepted recovery limits		

Hall Environmental Analysis Laboratory, Inc.

CLIENT: PNM Resources
Project: Person Generating Station
Lab ID: 1410C82-002
Matrix: AQUEOUS
Client Sample ID: PSMW-13A
Collection Date: 10/28/2014 11:00:00 AM
Received Date: 10/28/2014 5:05:00 PM

Analyses	Result	RL	Qual	Units	DF	Date Analyzed	Batch
EPA METHOD 504.1: EDB/DBCP						Analyst:	**LRW**
1,2-Dibromo-3-chloropropane	ND	0.10		µg/L	1	10/29/2014 2:23:10 PM	16142
1,2-Dibromoethane	ND	0.010		µg/L	1	10/29/2014 2:23:10 PM	16142
EPA METHOD 8081: PESTICIDES						Analyst:	**JDC**
4,4'-DDD	ND	0.050		µg/L	1	11/4/2014 3:10:27 PM	16160
4,4'-DDE	ND	0.050		µg/L	1	11/4/2014 3:10:27 PM	16160
4,4'-DDT	ND	0.050		µg/L	1	11/4/2014 3:10:27 PM	16160
Aldrin	ND	0.050		µg/L	1	11/4/2014 3:10:27 PM	16160
alpha-BHC	ND	0.050		µg/L	1	11/4/2014 3:10:27 PM	16160
beta-BHC	ND	0.050		µg/L	1	11/4/2014 3:10:27 PM	16160
Chlordane	ND	1.0		µg/L	1	11/4/2014 3:10:27 PM	16160
delta-BHC	ND	0.050		µg/L	1	11/4/2014 3:10:27 PM	16160
Dieldrin	ND	0.050		µg/L	1	11/4/2014 3:10:27 PM	16160
Endosulfan I	ND	0.050		µg/L	1	11/4/2014 3:10:27 PM	16160
Endosulfan II	ND	0.050		µg/L	1	11/4/2014 3:10:27 PM	16160
Endosulfan sulfate	ND	0.050		µg/L	1	11/4/2014 3:10:27 PM	16160
Endrin	ND	0.050		µg/L	1	11/4/2014 3:10:27 PM	16160
Endrin aldehyde	ND	0.050		µg/L	1	11/4/2014 3:10:27 PM	16160
gamma-BHC	ND	0.050		µg/L	1	11/4/2014 3:10:27 PM	16160
Heptachlor	ND	0.050		µg/L	1	11/4/2014 3:10:27 PM	16160
Heptachlor epoxide	ND	0.050		µg/L	1	11/4/2014 3:10:27 PM	16160
Methoxychlor	ND	0.050		µg/L	1	11/4/2014 3:10:27 PM	16160
Toxaphene	ND	1.0		µg/L	1	11/4/2014 3:10:27 PM	16160
Surr: Decachlorobiphenyl	66.2	40.2-135		%REC	1	11/4/2014 3:10:27 PM	16160
Surr: Tetrachloro-m-xylene	59.4	42.3-124		%REC	1	11/4/2014 3:10:27 PM	16160
EPA METHOD 8082: PCB'S						Analyst:	**SCC**
Aroclor 1016	ND	1.0		µg/L	1	10/30/2014 11:17:49 PM	16161
Aroclor 1221	ND	1.0		µg/L	1	10/30/2014 11:17:49 PM	16161
Aroclor 1232	ND	1.0		µg/L	1	10/30/2014 11:17:49 PM	16161
Aroclor 1242	ND	1.0		µg/L	1	10/30/2014 11:17:49 PM	16161
Aroclor 1248	ND	1.0		µg/L	1	10/30/2014 11:17:49 PM	16161
Aroclor 1254	ND	1.0		µg/L	1	10/30/2014 11:17:49 PM	16161
Aroclor 1260	ND	1.0		µg/L	1	10/30/2014 11:17:49 PM	16161
Surr: Decachlorobiphenyl	78.0	26.3-122		%REC	1	10/30/2014 11:17:49 PM	16161
Surr: Tetrachloro-m-xylene	66.0	33.8-120		%REC	1	10/30/2014 11:17:49 PM	16161
EPA METHOD 200.7: METALS						Analyst:	**JLF**
Barium	0.037	0.0020		mg/L	1	11/7/2014 6:13:02 PM	16280
Beryllium	ND	0.0020		mg/L	1	11/7/2014 6:13:02 PM	16280
Cadmium	ND	0.0020		mg/L	1	11/7/2014 6:13:02 PM	16280

Refer to the QC Summary report and sample login checklist for flagged QC data and preservation information.

Qualifiers:

*	Value exceeds Maximum Contaminant Level.	B	Analyte detected in the associated Method Blank
E	Value above quantitation range	H	Holding times for preparation or analysis exceeded
J	Analyte detected below quantitation limits	ND	Not Detected at the Reporting Limit
O	RSD is greater than RSDlimit	P	Sample pH greater than 2.
R	RPD outside accepted recovery limits	RL	Reporting Detection Limit
S	Spike Recovery outside accepted recovery limits		

Hall Environmental Analysis Laboratory, Inc.

CLIENT: PNM Resources
Project: Person Generating Station
Lab ID: 1410C82-002 **Matrix:** AQUEOUS

Client Sample ID: PSMW-13A
Collection Date: 10/28/2014 11:00:00 AM
Received Date: 10/28/2014 5:05:00 PM

Analyses	Result	RL	Qual	Units	DF	Date Analyzed	Batch
EPA METHOD 200.7: METALS						Analyst: **JLF**	
Chromium	ND	0.0060		mg/L	1	11/7/2014 6:13:02 PM	16280
Cobalt	ND	0.0060		mg/L	1	11/7/2014 6:13:02 PM	16280
Copper	ND	0.0060		mg/L	1	11/7/2014 6:13:02 PM	16280
Lead	ND	0.0050		mg/L	1	11/7/2014 6:13:02 PM	16280
Nickel	ND	0.010		mg/L	1	11/7/2014 6:13:02 PM	16280
Tin	ND	0.010		mg/L	1	11/7/2014 6:13:02 PM	16280
Vanadium	ND	0.050		mg/L	1	11/7/2014 6:13:02 PM	16280
Zinc	ND	0.010		mg/L	1	11/7/2014 6:13:02 PM	16280
EPA 200.8: METALS						Analyst: **DBD**	
Antimony	ND	0.0010		mg/L	1	11/11/2014 2:43:22 PM	16280
Arsenic	0.0023	0.0010		mg/L	1	11/11/2014 2:43:22 PM	16280
Selenium	0.014	0.0010		mg/L	1	11/11/2014 2:43:22 PM	16280
Thallium	ND	0.0010		mg/L	1	11/7/2014 2:30:39 PM	16280
EPA METHOD 245.1: MERCURY						Analyst: **MMD**	
Mercury	ND	0.00020		mg/L	1	11/10/2014 1:13:09 PM	16303

Refer to the QC Summary report and sample login checklist for flagged QC data and preservation information.

Qualifiers:

*	Value exceeds Maximum Contaminant Level.	B	Analyte detected in the associated Method Blank
E	Value above quantitation range	H	Holding times for preparation or analysis exceeded
J	Analyte detected below quantitation limits	ND	Not Detected at the Reporting Limit
O	RSD is greater than RSDlimit	P	Sample pH greater than 2.
R	RPD outside accepted recovery limits	RL	Reporting Detection Limit
S	Spike Recovery outside accepted recovery limits		

Hall Environmental Analysis Laboratory, Inc.

CLIENT: PNM Resources
Project: Person Generating Station
Lab ID: 1410C82-003 **Matrix:** AQUEOUS

Client Sample ID: PSMW-10
Collection Date: 10/28/2014 12:35:00 PM
Received Date: 10/28/2014 5:05:00 PM

Analyses	Result	RL	Qual	Units	DF	Date Analyzed	Batch
EPA METHOD 504.1: EDB/DBCP						Analyst:	**LRW**
1,2-Dibromo-3-chloropropane	ND	0.10		µg/L	1	10/29/2014 2:38:41 PM	16142
1,2-Dibromoethane	ND	0.010		µg/L	1	10/29/2014 2:38:41 PM	16142
EPA METHOD 8081: PESTICIDES						Analyst:	**JDC**
4,4'-DDD	ND	0.050		µg/L	1	11/4/2014 3:28:43 PM	16160
4,4'-DDE	ND	0.050		µg/L	1	11/4/2014 3:28:43 PM	16160
4,4'-DDT	ND	0.050		µg/L	1	11/4/2014 3:28:43 PM	16160
Aldrin	ND	0.050		µg/L	1	11/4/2014 3:28:43 PM	16160
alpha-BHC	ND	0.050		µg/L	1	11/4/2014 3:28:43 PM	16160
beta-BHC	ND	0.050		µg/L	1	11/4/2014 3:28:43 PM	16160
Chlordane	ND	1.0		µg/L	1	11/4/2014 3:28:43 PM	16160
delta-BHC	ND	0.050		µg/L	1	11/4/2014 3:28:43 PM	16160
Dieldrin	ND	0.050		µg/L	1	11/4/2014 3:28:43 PM	16160
Endosulfan I	ND	0.050		µg/L	1	11/4/2014 3:28:43 PM	16160
Endosulfan II	ND	0.050		µg/L	1	11/4/2014 3:28:43 PM	16160
Endosulfan sulfate	ND	0.050		µg/L	1	11/4/2014 3:28:43 PM	16160
Endrin	ND	0.050		µg/L	1	11/4/2014 3:28:43 PM	16160
Endrin aldehyde	ND	0.050		µg/L	1	11/4/2014 3:28:43 PM	16160
gamma-BHC	ND	0.050		µg/L	1	11/4/2014 3:28:43 PM	16160
Heptachlor	ND	0.050		µg/L	1	11/4/2014 3:28:43 PM	16160
Heptachlor epoxide	ND	0.050		µg/L	1	11/4/2014 3:28:43 PM	16160
Methoxychlor	ND	0.050		µg/L	1	11/4/2014 3:28:43 PM	16160
Toxaphene	ND	1.0		µg/L	1	11/4/2014 3:28:43 PM	16160
Surr: Decachlorobiphenyl	82.4	40.2-135		%REC	1	11/4/2014 3:28:43 PM	16160
Surr: Tetrachloro-m-xylene	73.6	42.3-124		%REC	1	11/4/2014 3:28:43 PM	16160
EPA METHOD 8082: PCB'S						Analyst:	**SCC**
Aroclor 1016	ND	1.0		µg/L	1	10/31/2014 12:03:47 AM	16161
Aroclor 1221	ND	1.0		µg/L	1	10/31/2014 12:03:47 AM	16161
Aroclor 1232	ND	1.0		µg/L	1	10/31/2014 12:03:47 AM	16161
Aroclor 1242	ND	1.0		µg/L	1	10/31/2014 12:03:47 AM	16161
Aroclor 1248	ND	1.0		µg/L	1	10/31/2014 12:03:47 AM	16161
Aroclor 1254	ND	1.0		µg/L	1	10/31/2014 12:03:47 AM	16161
Aroclor 1260	ND	1.0		µg/L	1	10/31/2014 12:03:47 AM	16161
Surr: Decachlorobiphenyl	91.2	26.3-122		%REC	1	10/31/2014 12:03:47 AM	16161
Surr: Tetrachloro-m-xylene	81.2	33.8-120		%REC	1	10/31/2014 12:03:47 AM	16161
EPA METHOD 200.7: METALS						Analyst:	**JLF**
Barium	0.028	0.0020		mg/L	1	11/7/2014 6:15:07 PM	16280
Beryllium	ND	0.0020		mg/L	1	11/7/2014 6:15:07 PM	16280
Cadmium	ND	0.0020		mg/L	1	11/7/2014 6:15:07 PM	16280

Refer to the QC Summary report and sample login checklist for flagged QC data and preservation information.

Qualifiers:

*	Value exceeds Maximum Contaminant Level.	B	Analyte detected in the associated Method Blank
E	Value above quantitation range	H	Holding times for preparation or analysis exceeded
J	Analyte detected below quantitation limits	ND	Not Detected at the Reporting Limit
O	RSD is greater than RSDlimit	P	Sample pH greater than 2.
R	RPD outside accepted recovery limits	RL	Reporting Detection Limit
S	Spike Recovery outside accepted recovery limits		

Hall Environmental Analysis Laboratory, Inc.

CLIENT: PNM Resources
Project: Person Generating Station
Lab ID: 1410C82-003 **Matrix:** AQUEOUS

Client Sample ID: PSMW-10
Collection Date: 10/28/2014 12:35:00 PM
Received Date: 10/28/2014 5:05:00 PM

Analyses	Result	RL	Qual	Units	DF	Date Analyzed	Batch
EPA METHOD 200.7: METALS						Analyst:	**JLF**
Chromium	0.061	0.0060		mg/L	1	11/7/2014 6:15:07 PM	16280
Cobalt	ND	0.0060		mg/L	1	11/7/2014 6:15:07 PM	16280
Copper	ND	0.0060		mg/L	1	11/7/2014 6:15:07 PM	16280
Lead	ND	0.0050		mg/L	1	11/7/2014 6:15:07 PM	16280
Nickel	ND	0.010		mg/L	1	11/7/2014 6:15:07 PM	16280
Tin	ND	0.010		mg/L	1	11/7/2014 6:15:07 PM	16280
Vanadium	ND	0.050		mg/L	1	11/7/2014 6:15:07 PM	16280
Zinc	ND	0.010		mg/L	1	11/7/2014 6:15:07 PM	16280
EPA 200.8: METALS						Analyst:	**DBD**
Antimony	ND	0.0010		mg/L	1	11/11/2014 2:59:25 PM	16280
Arsenic	0.0014	0.0010		mg/L	1	11/11/2014 2:59:25 PM	16280
Selenium	0.0042	0.0010		mg/L	1	11/11/2014 2:59:25 PM	16280
Thallium	ND	0.0010		mg/L	1	11/7/2014 2:57:28 PM	16280
EPA METHOD 245.1: MERCURY						Analyst:	**MMD**
Mercury	ND	0.00020		mg/L	1	11/10/2014 1:18:31 PM	16303

Refer to the QC Summary report and sample login checklist for flagged QC data and preservation information.

Qualifiers:

*	Value exceeds Maximum Contaminant Level.	B	Analyte detected in the associated Method Blank
E	Value above quantitation range	H	Holding times for preparation or analysis exceeded
J	Analyte detected below quantitation limits	ND	Not Detected at the Reporting Limit
O	RSD is greater than RSDlimit	P	Sample pH greater than 2.
R	RPD outside accepted recovery limits	RL	Reporting Detection Limit
S	Spike Recovery outside accepted recovery limits		

Hall Environmental Analysis Laboratory, Inc.

CLIENT: PNM Resources
Project: Person Generating Station
Lab ID: 1410C82-004 **Matrix:** AQUEOUS

Client Sample ID: PSMW-J
Collection Date: 10/28/2014 1:00:00 PM
Received Date: 10/28/2014 5:05:00 PM

Analyses	Result	RL	Qual	Units	DF	Date Analyzed	Batch
EPA METHOD 8260B: VOLATILES						Analyst:	**DJF**
Benzene	ND	1.0		µg/L	1	11/4/2014 5:04:29 AM	R22309
Toluene	ND	1.0		µg/L	1	11/4/2014 5:04:29 AM	R22309
Ethylbenzene	ND	1.0		µg/L	1	11/4/2014 5:04:29 AM	R22309
Methyl tert-butyl ether (MTBE)	ND	1.0		µg/L	1	11/4/2014 5:04:29 AM	R22309
1,2,4-Trimethylbenzene	ND	1.0		µg/L	1	11/4/2014 5:04:29 AM	R22309
1,3,5-Trimethylbenzene	ND	1.0		µg/L	1	11/4/2014 5:04:29 AM	R22309
1,2-Dichloroethane (EDC)	ND	1.0		µg/L	1	11/4/2014 5:04:29 AM	R22309
1,2-Dibromoethane (EDB)	ND	1.0		µg/L	1	11/4/2014 5:04:29 AM	R22309
Naphthalene	ND	2.0		µg/L	1	11/4/2014 5:04:29 AM	R22309
1-Methylnaphthalene	ND	4.0		µg/L	1	11/4/2014 5:04:29 AM	R22309
2-Methylnaphthalene	ND	4.0		µg/L	1	11/4/2014 5:04:29 AM	R22309
Acetone	ND	10		µg/L	1	11/4/2014 5:04:29 AM	R22309
Bromobenzene	ND	1.0		µg/L	1	11/4/2014 5:04:29 AM	R22309
Bromodichloromethane	ND	1.0		µg/L	1	11/4/2014 5:04:29 AM	R22309
Bromoform	ND	1.0		µg/L	1	11/4/2014 5:04:29 AM	R22309
Bromomethane	ND	3.0		µg/L	1	11/4/2014 5:04:29 AM	R22309
2-Butanone	ND	10		µg/L	1	11/4/2014 5:04:29 AM	R22309
Carbon disulfide	ND	10		µg/L	1	11/4/2014 5:04:29 AM	R22309
Carbon Tetrachloride	ND	1.0		µg/L	1	11/4/2014 5:04:29 AM	R22309
Chlorobenzene	ND	1.0		µg/L	1	11/4/2014 5:04:29 AM	R22309
Chloroethane	ND	2.0		µg/L	1	11/4/2014 5:04:29 AM	R22309
Chloroform	ND	1.0		µg/L	1	11/4/2014 5:04:29 AM	R22309
Chloromethane	ND	3.0		µg/L	1	11/4/2014 5:04:29 AM	R22309
2-Chlorotoluene	ND	1.0		µg/L	1	11/4/2014 5:04:29 AM	R22309
4-Chlorotoluene	ND	1.0		µg/L	1	11/4/2014 5:04:29 AM	R22309
cis-1,2-DCE	ND	1.0		µg/L	1	11/4/2014 5:04:29 AM	R22309
cis-1,3-Dichloropropene	ND	1.0		µg/L	1	11/4/2014 5:04:29 AM	R22309
1,2-Dibromo-3-chloropropane	ND	2.0		µg/L	1	11/4/2014 5:04:29 AM	R22309
Dibromochloromethane	ND	1.0		µg/L	1	11/4/2014 5:04:29 AM	R22309
Dibromomethane	ND	1.0		µg/L	1	11/4/2014 5:04:29 AM	R22309
1,2-Dichlorobenzene	ND	1.0		µg/L	1	11/4/2014 5:04:29 AM	R22309
1,3-Dichlorobenzene	ND	1.0		µg/L	1	11/4/2014 5:04:29 AM	R22309
1,4-Dichlorobenzene	ND	1.0		µg/L	1	11/4/2014 5:04:29 AM	R22309
Dichlorodifluoromethane	ND	1.0		µg/L	1	11/4/2014 5:04:29 AM	R22309
1,1-Dichloroethane	ND	1.0		µg/L	1	11/4/2014 5:04:29 AM	R22309
1,1-Dichloroethene	ND	1.0		µg/L	1	11/4/2014 5:04:29 AM	R22309
1,2-Dichloropropane	ND	1.0		µg/L	1	11/4/2014 5:04:29 AM	R22309
1,3-Dichloropropane	ND	1.0		µg/L	1	11/4/2014 5:04:29 AM	R22309
2,2-Dichloropropane	ND	2.0		µg/L	1	11/4/2014 5:04:29 AM	R22309

Refer to the QC Summary report and sample login checklist for flagged QC data and preservation information.

Qualifiers:

*	Value exceeds Maximum Contaminant Level.	B	Analyte detected in the associated Method Blank
E	Value above quantitation range	H	Holding times for preparation or analysis exceeded
J	Analyte detected below quantitation limits	ND	Not Detected at the Reporting Limit
O	RSD is greater than RSDlimit	P	Sample pH greater than 2.
R	RPD outside accepted recovery limits	RL	Reporting Detection Limit
S	Spike Recovery outside accepted recovery limits		

Hall Environmental Analysis Laboratory, Inc.

CLIENT: PNM Resources
Project: Person Generating Station
Lab ID: 1410C82-004 **Matrix:** AQUEOUS

Client Sample ID: PSMW-J
Collection Date: 10/28/2014 1:00:00 PM
Received Date: 10/28/2014 5:05:00 PM

Analyses	Result	RL	Qual	Units	DF	Date Analyzed	Batch
EPA METHOD 8260B: VOLATILES						Analyst: **DJF**	
1,1-Dichloropropene	ND	1.0		µg/L	1	11/4/2014 5:04:29 AM	R22309
Hexachlorobutadiene	ND	1.0		µg/L	1	11/4/2014 5:04:29 AM	R22309
2-Hexanone	ND	10		µg/L	1	11/4/2014 5:04:29 AM	R22309
Isopropylbenzene	ND	1.0		µg/L	1	11/4/2014 5:04:29 AM	R22309
4-Isopropyltoluene	ND	1.0		µg/L	1	11/4/2014 5:04:29 AM	R22309
4-Methyl-2-pentanone	ND	10		µg/L	1	11/4/2014 5:04:29 AM	R22309
Methylene Chloride	ND	3.0		µg/L	1	11/4/2014 5:04:29 AM	R22309
n-Butylbenzene	ND	3.0		µg/L	1	11/4/2014 5:04:29 AM	R22309
n-Propylbenzene	ND	1.0		µg/L	1	11/4/2014 5:04:29 AM	R22309
sec-Butylbenzene	ND	1.0		µg/L	1	11/4/2014 5:04:29 AM	R22309
Styrene	ND	1.0		µg/L	1	11/4/2014 5:04:29 AM	R22309
tert-Butylbenzene	ND	1.0		µg/L	1	11/4/2014 5:04:29 AM	R22309
1,1,1,2-Tetrachloroethane	ND	1.0		µg/L	1	11/4/2014 5:04:29 AM	R22309
1,1,2,2-Tetrachloroethane	ND	2.0		µg/L	1	11/4/2014 5:04:29 AM	R22309
Tetrachloroethene (PCE)	ND	1.0		µg/L	1	11/4/2014 5:04:29 AM	R22309
trans-1,2-DCE	ND	1.0		µg/L	1	11/4/2014 5:04:29 AM	R22309
trans-1,3-Dichloropropene	ND	1.0		µg/L	1	11/4/2014 5:04:29 AM	R22309
1,2,3-Trichlorobenzene	ND	1.0		µg/L	1	11/4/2014 5:04:29 AM	R22309
1,2,4-Trichlorobenzene	ND	1.0		µg/L	1	11/4/2014 5:04:29 AM	R22309
1,1,1-Trichloroethane	ND	1.0		µg/L	1	11/4/2014 5:04:29 AM	R22309
1,1,2-Trichloroethane	ND	1.0		µg/L	1	11/4/2014 5:04:29 AM	R22309
Trichloroethene (TCE)	ND	1.0		µg/L	1	11/4/2014 5:04:29 AM	R22309
Trichlorofluoromethane	ND	1.0		µg/L	1	11/4/2014 5:04:29 AM	R22309
1,2,3-Trichloropropane	ND	2.0		µg/L	1	11/4/2014 5:04:29 AM	R22309
Vinyl chloride	ND	1.0		µg/L	1	11/4/2014 5:04:29 AM	R22309
Xylenes, Total	ND	1.5		µg/L	1	11/4/2014 5:04:29 AM	R22309
Surr: 1,2-Dichloroethane-d4	88.1	70-130		%REC	1	11/4/2014 5:04:29 AM	R22309
Surr: 4-Bromofluorobenzene	78.5	70-130		%REC	1	11/4/2014 5:04:29 AM	R22309
Surr: Dibromofluoromethane	103	70-130		%REC	1	11/4/2014 5:04:29 AM	R22309
Surr: Toluene-d8	90.2	70-130		%REC	1	11/4/2014 5:04:29 AM	R22309

Refer to the QC Summary report and sample login checklist for flagged QC data and preservation information.

Qualifiers:

*	Value exceeds Maximum Contaminant Level.	B	Analyte detected in the associated Method Blank
E	Value above quantitation range	H	Holding times for preparation or analysis exceeded
J	Analyte detected below quantitation limits	ND	Not Detected at the Reporting Limit
O	RSD is greater than RSDlimit	P	Sample pH greater than 2.
R	RPD outside accepted recovery limits	RL	Reporting Detection Limit
S	Spike Recovery outside accepted recovery limits		

Hall Environmental Analysis Laboratory, Inc.

CLIENT: PNM Resources
Project: Person Generating Station
Lab ID: 1410C82-005 **Matrix:** AQUEOUS

Client Sample ID: PSMW-20
Collection Date: 10/28/2014 3:30:00 PM
Received Date: 10/28/2014 5:05:00 PM

Analyses	Result	RL	Qual	Units	DF	Date Analyzed	Batch
EPA METHOD 8260B: VOLATILES						Analyst:	**DJF**
Benzene	ND	1.0		µg/L	1	11/4/2014 5:32:31 AM	R22309
Toluene	ND	1.0		µg/L	1	11/4/2014 5:32:31 AM	R22309
Ethylbenzene	ND	1.0		µg/L	1	11/4/2014 5:32:31 AM	R22309
Methyl tert-butyl ether (MTBE)	ND	1.0		µg/L	1	11/4/2014 5:32:31 AM	R22309
1,2,4-Trimethylbenzene	ND	1.0		µg/L	1	11/4/2014 5:32:31 AM	R22309
1,3,5-Trimethylbenzene	ND	1.0		µg/L	1	11/4/2014 5:32:31 AM	R22309
1,2-Dichloroethane (EDC)	ND	1.0		µg/L	1	11/4/2014 5:32:31 AM	R22309
1,2-Dibromoethane (EDB)	ND	1.0		µg/L	1	11/4/2014 5:32:31 AM	R22309
Naphthalene	ND	2.0		µg/L	1	11/4/2014 5:32:31 AM	R22309
1-Methylnaphthalene	ND	4.0		µg/L	1	11/4/2014 5:32:31 AM	R22309
2-Methylnaphthalene	ND	4.0		µg/L	1	11/4/2014 5:32:31 AM	R22309
Acetone	ND	10		µg/L	1	11/4/2014 5:32:31 AM	R22309
Bromobenzene	ND	1.0		µg/L	1	11/4/2014 5:32:31 AM	R22309
Bromodichloromethane	ND	1.0		µg/L	1	11/4/2014 5:32:31 AM	R22309
Bromoform	ND	1.0		µg/L	1	11/4/2014 5:32:31 AM	R22309
Bromomethane	ND	3.0		µg/L	1	11/4/2014 5:32:31 AM	R22309
2-Butanone	ND	10		µg/L	1	11/4/2014 5:32:31 AM	R22309
Carbon disulfide	ND	10		µg/L	1	11/4/2014 5:32:31 AM	R22309
Carbon Tetrachloride	ND	1.0		µg/L	1	11/4/2014 5:32:31 AM	R22309
Chlorobenzene	ND	1.0		µg/L	1	11/4/2014 5:32:31 AM	R22309
Chloroethane	ND	2.0		µg/L	1	11/4/2014 5:32:31 AM	R22309
Chloroform	ND	1.0		µg/L	1	11/4/2014 5:32:31 AM	R22309
Chloromethane	ND	3.0		µg/L	1	11/4/2014 5:32:31 AM	R22309
2-Chlorotoluene	ND	1.0		µg/L	1	11/4/2014 5:32:31 AM	R22309
4-Chlorotoluene	ND	1.0		µg/L	1	11/4/2014 5:32:31 AM	R22309
cis-1,2-DCE	ND	1.0		µg/L	1	11/4/2014 5:32:31 AM	R22309
cis-1,3-Dichloropropene	ND	1.0		µg/L	1	11/4/2014 5:32:31 AM	R22309
1,2-Dibromo-3-chloropropane	ND	2.0		µg/L	1	11/4/2014 5:32:31 AM	R22309
Dibromochloromethane	ND	1.0		µg/L	1	11/4/2014 5:32:31 AM	R22309
Dibromomethane	ND	1.0		µg/L	1	11/4/2014 5:32:31 AM	R22309
1,2-Dichlorobenzene	ND	1.0		µg/L	1	11/4/2014 5:32:31 AM	R22309
1,3-Dichlorobenzene	ND	1.0		µg/L	1	11/4/2014 5:32:31 AM	R22309
1,4-Dichlorobenzene	ND	1.0		µg/L	1	11/4/2014 5:32:31 AM	R22309
Dichlorodifluoromethane	ND	1.0		µg/L	1	11/4/2014 5:32:31 AM	R22309
1,1-Dichloroethane	ND	1.0		µg/L	1	11/4/2014 5:32:31 AM	R22309
1,1-Dichloroethene	ND	1.0		µg/L	1	11/4/2014 5:32:31 AM	R22309
1,2-Dichloropropane	ND	1.0		µg/L	1	11/4/2014 5:32:31 AM	R22309
1,3-Dichloropropane	ND	1.0		µg/L	1	11/4/2014 5:32:31 AM	R22309
2,2-Dichloropropane	ND	2.0		µg/L	1	11/4/2014 5:32:31 AM	R22309

Refer to the QC Summary report and sample login checklist for flagged QC data and preservation information.

Qualifiers:

*	Value exceeds Maximum Contaminant Level.	B	Analyte detected in the associated Method Blank
E	Value above quantitation range	H	Holding times for preparation or analysis exceeded
J	Analyte detected below quantitation limits	ND	Not Detected at the Reporting Limit
O	RSD is greater than RSDlimit	P	Sample pH greater than 2.
R	RPD outside accepted recovery limits	RL	Reporting Detection Limit
S	Spike Recovery outside accepted recovery limits		

Hall Environmental Analysis Laboratory, Inc.

CLIENT: PNM Resources
Project: Person Generating Station
Lab ID: 1410C82-005 **Matrix:** AQUEOUS

Client Sample ID: PSMW-20
Collection Date: 10/28/2014 3:30:00 PM
Received Date: 10/28/2014 5:05:00 PM

Analyses	Result	RL	Qual	Units	DF	Date Analyzed	Batch
EPA METHOD 8260B: VOLATILES						Analyst:	**DJF**
1,1-Dichloropropene	ND	1.0		µg/L	1	11/4/2014 5:32:31 AM	R22309
Hexachlorobutadiene	ND	1.0		µg/L	1	11/4/2014 5:32:31 AM	R22309
2-Hexanone	ND	10		µg/L	1	11/4/2014 5:32:31 AM	R22309
Isopropylbenzene	ND	1.0		µg/L	1	11/4/2014 5:32:31 AM	R22309
4-Isopropyltoluene	ND	1.0		µg/L	1	11/4/2014 5:32:31 AM	R22309
4-Methyl-2-pentanone	ND	10		µg/L	1	11/4/2014 5:32:31 AM	R22309
Methylene Chloride	ND	3.0		µg/L	1	11/4/2014 5:32:31 AM	R22309
n-Butylbenzene	ND	3.0		µg/L	1	11/4/2014 5:32:31 AM	R22309
n-Propylbenzene	ND	1.0		µg/L	1	11/4/2014 5:32:31 AM	R22309
sec-Butylbenzene	ND	1.0		µg/L	1	11/4/2014 5:32:31 AM	R22309
Styrene	ND	1.0		µg/L	1	11/4/2014 5:32:31 AM	R22309
tert-Butylbenzene	ND	1.0		µg/L	1	11/4/2014 5:32:31 AM	R22309
1,1,1,2-Tetrachloroethane	ND	1.0		µg/L	1	11/4/2014 5:32:31 AM	R22309
1,1,2,2-Tetrachloroethane	ND	2.0		µg/L	1	11/4/2014 5:32:31 AM	R22309
Tetrachloroethene (PCE)	1.2	1.0		µg/L	1	11/4/2014 5:32:31 AM	R22309
trans-1,2-DCE	ND	1.0		µg/L	1	11/4/2014 5:32:31 AM	R22309
trans-1,3-Dichloropropene	ND	1.0		µg/L	1	11/4/2014 5:32:31 AM	R22309
1,2,3-Trichlorobenzene	ND	1.0		µg/L	1	11/4/2014 5:32:31 AM	R22309
1,2,4-Trichlorobenzene	ND	1.0		µg/L	1	11/4/2014 5:32:31 AM	R22309
1,1,1-Trichloroethane	ND	1.0		µg/L	1	11/4/2014 5:32:31 AM	R22309
1,1,2-Trichloroethane	ND	1.0		µg/L	1	11/4/2014 5:32:31 AM	R22309
Trichloroethene (TCE)	ND	1.0		µg/L	1	11/4/2014 5:32:31 AM	R22309
Trichlorofluoromethane	ND	1.0		µg/L	1	11/4/2014 5:32:31 AM	R22309
1,2,3-Trichloropropane	ND	2.0		µg/L	1	11/4/2014 5:32:31 AM	R22309
Vinyl chloride	ND	1.0		µg/L	1	11/4/2014 5:32:31 AM	R22309
Xylenes, Total	ND	1.5		µg/L	1	11/4/2014 5:32:31 AM	R22309
Surr: 1,2-Dichloroethane-d4	90.5	70-130		%REC	1	11/4/2014 5:32:31 AM	R22309
Surr: 4-Bromofluorobenzene	84.7	70-130		%REC	1	11/4/2014 5:32:31 AM	R22309
Surr: Dibromofluoromethane	103	70-130		%REC	1	11/4/2014 5:32:31 AM	R22309
Surr: Toluene-d8	89.2	70-130		%REC	1	11/4/2014 5:32:31 AM	R22309

Refer to the QC Summary report and sample login checklist for flagged QC data and preservation information.

Qualifiers:

*	Value exceeds Maximum Contaminant Level.	B	Analyte detected in the associated Method Blank
E	Value above quantitation range	H	Holding times for preparation or analysis exceeded
J	Analyte detected below quantitation limits	ND	Not Detected at the Reporting Limit
O	RSD is greater than RSDlimit	P	Sample pH greater than 2.
R	RPD outside accepted recovery limits	RL	Reporting Detection Limit
S	Spike Recovery outside accepted recovery limits		

Hall Environmental Analysis Laboratory, Inc.

CLIENT: PNM Resources
Project: Person Generating Station
Lab ID: 1410C82-006
Matrix: AQUEOUS
Client Sample ID: PSMW-18
Collection Date: 10/28/2014 4:30:00 PM
Received Date: 10/28/2014 5:05:00 PM

Analyses	Result	RL	Qual	Units	DF	Date Analyzed	Batch
EPA METHOD 8260B: VOLATILES						Analyst:	**DJF**
Benzene	ND	1.0		µg/L	1	11/4/2014 6:00:28 AM	R22309
Toluene	ND	1.0		µg/L	1	11/4/2014 6:00:28 AM	R22309
Ethylbenzene	ND	1.0		µg/L	1	11/4/2014 6:00:28 AM	R22309
Methyl tert-butyl ether (MTBE)	ND	1.0		µg/L	1	11/4/2014 6:00:28 AM	R22309
1,2,4-Trimethylbenzene	ND	1.0		µg/L	1	11/4/2014 6:00:28 AM	R22309
1,3,5-Trimethylbenzene	ND	1.0		µg/L	1	11/4/2014 6:00:28 AM	R22309
1,2-Dichloroethane (EDC)	ND	1.0		µg/L	1	11/4/2014 6:00:28 AM	R22309
1,2-Dibromoethane (EDB)	ND	1.0		µg/L	1	11/4/2014 6:00:28 AM	R22309
Naphthalene	ND	2.0		µg/L	1	11/4/2014 6:00:28 AM	R22309
1-Methylnaphthalene	ND	4.0		µg/L	1	11/4/2014 6:00:28 AM	R22309
2-Methylnaphthalene	ND	4.0		µg/L	1	11/4/2014 6:00:28 AM	R22309
Acetone	ND	10		µg/L	1	11/4/2014 6:00:28 AM	R22309
Bromobenzene	ND	1.0		µg/L	1	11/4/2014 6:00:28 AM	R22309
Bromodichloromethane	ND	1.0		µg/L	1	11/4/2014 6:00:28 AM	R22309
Bromoform	ND	1.0		µg/L	1	11/4/2014 6:00:28 AM	R22309
Bromomethane	ND	3.0		µg/L	1	11/4/2014 6:00:28 AM	R22309
2-Butanone	ND	10		µg/L	1	11/4/2014 6:00:28 AM	R22309
Carbon disulfide	ND	10		µg/L	1	11/4/2014 6:00:28 AM	R22309
Carbon Tetrachloride	ND	1.0		µg/L	1	11/4/2014 6:00:28 AM	R22309
Chlorobenzene	ND	1.0		µg/L	1	11/4/2014 6:00:28 AM	R22309
Chloroethane	ND	2.0		µg/L	1	11/4/2014 6:00:28 AM	R22309
Chloroform	ND	1.0		µg/L	1	11/4/2014 6:00:28 AM	R22309
Chloromethane	ND	3.0		µg/L	1	11/4/2014 6:00:28 AM	R22309
2-Chlorotoluene	ND	1.0		µg/L	1	11/4/2014 6:00:28 AM	R22309
4-Chlorotoluene	ND	1.0		µg/L	1	11/4/2014 6:00:28 AM	R22309
cis-1,2-DCE	ND	1.0		µg/L	1	11/4/2014 6:00:28 AM	R22309
cis-1,3-Dichloropropene	ND	1.0		µg/L	1	11/4/2014 6:00:28 AM	R22309
1,2-Dibromo-3-chloropropane	ND	2.0		µg/L	1	11/4/2014 6:00:28 AM	R22309
Dibromochloromethane	ND	1.0		µg/L	1	11/4/2014 6:00:28 AM	R22309
Dibromomethane	ND	1.0		µg/L	1	11/4/2014 6:00:28 AM	R22309
1,2-Dichlorobenzene	ND	1.0		µg/L	1	11/4/2014 6:00:28 AM	R22309
1,3-Dichlorobenzene	ND	1.0		µg/L	1	11/4/2014 6:00:28 AM	R22309
1,4-Dichlorobenzene	ND	1.0		µg/L	1	11/4/2014 6:00:28 AM	R22309
Dichlorodifluoromethane	ND	1.0		µg/L	1	11/4/2014 6:00:28 AM	R22309
1,1-Dichloroethane	ND	1.0		µg/L	1	11/4/2014 6:00:28 AM	R22309
1,1-Dichloroethene	ND	1.0		µg/L	1	11/4/2014 6:00:28 AM	R22309
1,2-Dichloropropane	ND	1.0		µg/L	1	11/4/2014 6:00:28 AM	R22309
1,3-Dichloropropane	ND	1.0		µg/L	1	11/4/2014 6:00:28 AM	R22309
2,2-Dichloropropane	ND	2.0		µg/L	1	11/4/2014 6:00:28 AM	R22309

Refer to the QC Summary report and sample login checklist for flagged QC data and preservation information.

Qualifiers:

*	Value exceeds Maximum Contaminant Level.	B	Analyte detected in the associated Method Blank
E	Value above quantitation range	H	Holding times for preparation or analysis exceeded
J	Analyte detected below quantitation limits	ND	Not Detected at the Reporting Limit
O	RSD is greater than RSDlimit	P	Sample pH greater than 2.
R	RPD outside accepted recovery limits	RL	Reporting Detection Limit
S	Spike Recovery outside accepted recovery limits		

Hall Environmental Analysis Laboratory, Inc.

CLIENT: PNM Resources
Project: Person Generating Station
Lab ID: 1410C82-006 **Matrix:** AQUEOUS

Client Sample ID: PSMW-18
Collection Date: 10/28/2014 4:30:00 PM
Received Date: 10/28/2014 5:05:00 PM

Analyses	Result	RL	Qual	Units	DF	Date Analyzed	Batch
EPA METHOD 8260B: VOLATILES						Analyst:	DJF
1,1-Dichloropropene	ND	1.0		µg/L	1	11/4/2014 6:00:28 AM	R22309
Hexachlorobutadiene	ND	1.0		µg/L	1	11/4/2014 6:00:28 AM	R22309
2-Hexanone	ND	10		µg/L	1	11/4/2014 6:00:28 AM	R22309
Isopropylbenzene	ND	1.0		µg/L	1	11/4/2014 6:00:28 AM	R22309
4-Isopropyltoluene	ND	1.0		µg/L	1	11/4/2014 6:00:28 AM	R22309
4-Methyl-2-pentanone	ND	10		µg/L	1	11/4/2014 6:00:28 AM	R22309
Methylene Chloride	ND	3.0		µg/L	1	11/4/2014 6:00:28 AM	R22309
n-Butylbenzene	ND	3.0		µg/L	1	11/4/2014 6:00:28 AM	R22309
n-Propylbenzene	ND	1.0		µg/L	1	11/4/2014 6:00:28 AM	R22309
sec-Butylbenzene	ND	1.0		µg/L	1	11/4/2014 6:00:28 AM	R22309
Styrene	ND	1.0		µg/L	1	11/4/2014 6:00:28 AM	R22309
tert-Butylbenzene	ND	1.0		µg/L	1	11/4/2014 6:00:28 AM	R22309
1,1,1,2-Tetrachloroethane	ND	1.0		µg/L	1	11/4/2014 6:00:28 AM	R22309
1,1,2,2-Tetrachloroethane	ND	2.0		µg/L	1	11/4/2014 6:00:28 AM	R22309
Tetrachloroethene (PCE)	1.7	1.0		µg/L	1	11/4/2014 6:00:28 AM	R22309
trans-1,2-DCE	ND	1.0		µg/L	1	11/4/2014 6:00:28 AM	R22309
trans-1,3-Dichloropropene	ND	1.0		µg/L	1	11/4/2014 6:00:28 AM	R22309
1,2,3-Trichlorobenzene	ND	1.0		µg/L	1	11/4/2014 6:00:28 AM	R22309
1,2,4-Trichlorobenzene	ND	1.0		µg/L	1	11/4/2014 6:00:28 AM	R22309
1,1,1-Trichloroethane	ND	1.0		µg/L	1	11/4/2014 6:00:28 AM	R22309
1,1,2-Trichloroethane	ND	1.0		µg/L	1	11/4/2014 6:00:28 AM	R22309
Trichloroethene (TCE)	ND	1.0		µg/L	1	11/4/2014 6:00:28 AM	R22309
Trichlorofluoromethane	ND	1.0		µg/L	1	11/4/2014 6:00:28 AM	R22309
1,2,3-Trichloropropane	ND	2.0		µg/L	1	11/4/2014 6:00:28 AM	R22309
Vinyl chloride	ND	1.0		µg/L	1	11/4/2014 6:00:28 AM	R22309
Xylenes, Total	ND	1.5		µg/L	1	11/4/2014 6:00:28 AM	R22309
Surr: 1,2-Dichloroethane-d4	89.9	70-130		%REC	1	11/4/2014 6:00:28 AM	R22309
Surr: 4-Bromofluorobenzene	81.7	70-130		%REC	1	11/4/2014 6:00:28 AM	R22309
Surr: Dibromofluoromethane	104	70-130		%REC	1	11/4/2014 6:00:28 AM	R22309
Surr: Toluene-d8	92.5	70-130		%REC	1	11/4/2014 6:00:28 AM	R22309

Refer to the QC Summary report and sample login checklist for flagged QC data and preservation information.

Qualifiers:

*	Value exceeds Maximum Contaminant Level.	B	Analyte detected in the associated Method Blank
E	Value above quantitation range	H	Holding times for preparation or analysis exceeded
J	Analyte detected below quantitation limits	ND	Not Detected at the Reporting Limit
O	RSD is greater than RSDlimit	P	Sample pH greater than 2.
R	RPD outside accepted recovery limits	RL	Reporting Detection Limit
S	Spike Recovery outside accepted recovery limits		

Hall Environmental Analysis Laboratory, Inc.

CLIENT: PNM Resources
Project: Person Generating Station
Lab ID: 1410C82-007 **Matrix:** AQUEOUS

Client Sample ID: Trip Blank
Collection Date:
Received Date: 10/28/2014 5:05:00 PM

Analyses	Result	RL	Qual	Units	DF	Date Analyzed	Batch
EPA METHOD 504.1: EDB/DBCP						Analyst:	**LRW**
1,2-Dibromo-3-chloropropane	ND	0.10		µg/L	1	10/29/2014 3:25:22 PM	16142
1,2-Dibromoethane	ND	0.010		µg/L	1	10/29/2014 3:25:22 PM	16142
EPA METHOD 8260B: VOLATILES						Analyst:	**DJF**
Benzene	ND	1.0		µg/L	1	11/4/2014 6:28:23 AM	R22309
Toluene	ND	1.0		µg/L	1	11/4/2014 6:28:23 AM	R22309
Ethylbenzene	ND	1.0		µg/L	1	11/4/2014 6:28:23 AM	R22309
Methyl tert-butyl ether (MTBE)	ND	1.0		µg/L	1	11/4/2014 6:28:23 AM	R22309
1,2,4-Trimethylbenzene	ND	1.0		µg/L	1	11/4/2014 6:28:23 AM	R22309
1,3,5-Trimethylbenzene	ND	1.0		µg/L	1	11/4/2014 6:28:23 AM	R22309
1,2-Dichloroethane (EDC)	ND	1.0		µg/L	1	11/4/2014 6:28:23 AM	R22309
1,2-Dibromoethane (EDB)	ND	1.0		µg/L	1	11/4/2014 6:28:23 AM	R22309
Naphthalene	ND	2.0		µg/L	1	11/4/2014 6:28:23 AM	R22309
1-Methylnaphthalene	ND	4.0		µg/L	1	11/4/2014 6:28:23 AM	R22309
2-Methylnaphthalene	ND	4.0		µg/L	1	11/4/2014 6:28:23 AM	R22309
Acetone	ND	10		µg/L	1	11/4/2014 6:28:23 AM	R22309
Bromobenzene	ND	1.0		µg/L	1	11/4/2014 6:28:23 AM	R22309
Bromodichloromethane	ND	1.0		µg/L	1	11/4/2014 6:28:23 AM	R22309
Bromoform	ND	1.0		µg/L	1	11/4/2014 6:28:23 AM	R22309
Bromomethane	ND	3.0		µg/L	1	11/4/2014 6:28:23 AM	R22309
2-Butanone	ND	10		µg/L	1	11/4/2014 6:28:23 AM	R22309
Carbon disulfide	ND	10		µg/L	1	11/4/2014 6:28:23 AM	R22309
Carbon Tetrachloride	ND	1.0		µg/L	1	11/4/2014 6:28:23 AM	R22309
Chlorobenzene	ND	1.0		µg/L	1	11/4/2014 6:28:23 AM	R22309
Chloroethane	ND	2.0		µg/L	1	11/4/2014 6:28:23 AM	R22309
Chloroform	ND	1.0		µg/L	1	11/4/2014 6:28:23 AM	R22309
Chloromethane	ND	3.0		µg/L	1	11/4/2014 6:28:23 AM	R22309
2-Chlorotoluene	ND	1.0		µg/L	1	11/4/2014 6:28:23 AM	R22309
4-Chlorotoluene	ND	1.0		µg/L	1	11/4/2014 6:28:23 AM	R22309
cis-1,2-DCE	ND	1.0		µg/L	1	11/4/2014 6:28:23 AM	R22309
cis-1,3-Dichloropropene	ND	1.0		µg/L	1	11/4/2014 6:28:23 AM	R22309
1,2-Dibromo-3-chloropropane	ND	2.0		µg/L	1	11/4/2014 6:28:23 AM	R22309
Dibromochloromethane	ND	1.0		µg/L	1	11/4/2014 6:28:23 AM	R22309
Dibromomethane	ND	1.0		µg/L	1	11/4/2014 6:28:23 AM	R22309
1,2-Dichlorobenzene	ND	1.0		µg/L	1	11/4/2014 6:28:23 AM	R22309
1,3-Dichlorobenzene	ND	1.0		µg/L	1	11/4/2014 6:28:23 AM	R22309
1,4-Dichlorobenzene	ND	1.0		µg/L	1	11/4/2014 6:28:23 AM	R22309
Dichlorodifluoromethane	ND	1.0		µg/L	1	11/4/2014 6:28:23 AM	R22309
1,1-Dichloroethane	ND	1.0		µg/L	1	11/4/2014 6:28:23 AM	R22309
1,1-Dichloroethene	ND	1.0		µg/L	1	11/4/2014 6:28:23 AM	R22309

Refer to the QC Summary report and sample login checklist for flagged QC data and preservation information.

Qualifiers:

*	Value exceeds Maximum Contaminant Level.	B	Analyte detected in the associated Method Blank
E	Value above quantitation range	H	Holding times for preparation or analysis exceeded
J	Analyte detected below quantitation limits	ND	Not Detected at the Reporting Limit
O	RSD is greater than RSDlimit	P	Sample pH greater than 2.
R	RPD outside accepted recovery limits	RL	Reporting Detection Limit
S	Spike Recovery outside accepted recovery limits		

Hall Environmental Analysis Laboratory, Inc.

CLIENT: PNM Resources
Project: Person Generating Station
Lab ID: 1410C82-007
Matrix: AQUEOUS
Client Sample ID: Trip Blank
Collection Date:
Received Date: 10/28/2014 5:05:00 PM

Analyses	Result	RL	Qual	Units	DF	Date Analyzed	Batch
EPA METHOD 8260B: VOLATILES						Analyst: **DJF**	
1,2-Dichloropropane	ND	1.0		µg/L	1	11/4/2014 6:28:23 AM	R22309
1,3-Dichloropropane	ND	1.0		µg/L	1	11/4/2014 6:28:23 AM	R22309
2,2-Dichloropropane	ND	2.0		µg/L	1	11/4/2014 6:28:23 AM	R22309
1,1-Dichloropropene	ND	1.0		µg/L	1	11/4/2014 6:28:23 AM	R22309
Hexachlorobutadiene	ND	1.0		µg/L	1	11/4/2014 6:28:23 AM	R22309
2-Hexanone	ND	10		µg/L	1	11/4/2014 6:28:23 AM	R22309
Isopropylbenzene	ND	1.0		µg/L	1	11/4/2014 6:28:23 AM	R22309
4-Isopropyltoluene	ND	1.0		µg/L	1	11/4/2014 6:28:23 AM	R22309
4-Methyl-2-pentanone	ND	10		µg/L	1	11/4/2014 6:28:23 AM	R22309
Methylene Chloride	ND	3.0		µg/L	1	11/4/2014 6:28:23 AM	R22309
n-Butylbenzene	ND	3.0		µg/L	1	11/4/2014 6:28:23 AM	R22309
n-Propylbenzene	ND	1.0		µg/L	1	11/4/2014 6:28:23 AM	R22309
sec-Butylbenzene	ND	1.0		µg/L	1	11/4/2014 6:28:23 AM	R22309
Styrene	ND	1.0		µg/L	1	11/4/2014 6:28:23 AM	R22309
tert-Butylbenzene	ND	1.0		µg/L	1	11/4/2014 6:28:23 AM	R22309
1,1,1,2-Tetrachloroethane	ND	1.0		µg/L	1	11/4/2014 6:28:23 AM	R22309
1,1,2,2-Tetrachloroethane	ND	2.0		µg/L	1	11/4/2014 6:28:23 AM	R22309
Tetrachloroethene (PCE)	ND	1.0		µg/L	1	11/4/2014 6:28:23 AM	R22309
trans-1,2-DCE	ND	1.0		µg/L	1	11/4/2014 6:28:23 AM	R22309
trans-1,3-Dichloropropene	ND	1.0		µg/L	1	11/4/2014 6:28:23 AM	R22309
1,2,3-Trichlorobenzene	ND	1.0		µg/L	1	11/4/2014 6:28:23 AM	R22309
1,2,4-Trichlorobenzene	ND	1.0		µg/L	1	11/4/2014 6:28:23 AM	R22309
1,1,1-Trichloroethane	ND	1.0		µg/L	1	11/4/2014 6:28:23 AM	R22309
1,1,2-Trichloroethane	ND	1.0		µg/L	1	11/4/2014 6:28:23 AM	R22309
Trichloroethene (TCE)	ND	1.0		µg/L	1	11/4/2014 6:28:23 AM	R22309
Trichlorofluoromethane	ND	1.0		µg/L	1	11/4/2014 6:28:23 AM	R22309
1,2,3-Trichloropropane	ND	2.0		µg/L	1	11/4/2014 6:28:23 AM	R22309
Vinyl chloride	ND	1.0		µg/L	1	11/4/2014 6:28:23 AM	R22309
Xylenes, Total	ND	1.5		µg/L	1	11/4/2014 6:28:23 AM	R22309
Surr: 1,2-Dichloroethane-d4	93.2	70-130		%REC	1	11/4/2014 6:28:23 AM	R22309
Surr: 4-Bromofluorobenzene	82.2	70-130		%REC	1	11/4/2014 6:28:23 AM	R22309
Surr: Dibromofluoromethane	107	70-130		%REC	1	11/4/2014 6:28:23 AM	R22309
Surr: Toluene-d8	87.7	70-130		%REC	1	11/4/2014 6:28:23 AM	R22309

Refer to the QC Summary report and sample login checklist for flagged QC data and preservation information.

Qualifiers:

*	Value exceeds Maximum Contaminant Level.	B	Analyte detected in the associated Method Blank
E	Value above quantitation range	H	Holding times for preparation or analysis exceeded
J	Analyte detected below quantitation limits	ND	Not Detected at the Reporting Limit
O	RSD is greater than RSDlimit	P	Sample pH greater than 2.
R	RPD outside accepted recovery limits	RL	Reporting Detection Limit
S	Spike Recovery outside accepted recovery limits		

Hall Environmental Analysis Laboratory, Inc.

CLIENT: PNM Resources
Project: Person Generating Station
Lab ID: 1410C82-008 **Matrix:** AQUEOUS

Client Sample ID: PSMW-11
Collection Date: 10/28/2014 1:20:00 PM
Received Date: 10/28/2014 5:05:00 PM

Analyses	Result	RL	Qual	Units	DF	Date Analyzed	Batch
EPA METHOD 8260B: VOLATILES						Analyst:	DJF
Benzene	ND	1.0		µg/L	1	11/4/2014 6:56:19 AM	R22309
Toluene	ND	1.0		µg/L	1	11/4/2014 6:56:19 AM	R22309
Ethylbenzene	ND	1.0		µg/L	1	11/4/2014 6:56:19 AM	R22309
Methyl tert-butyl ether (MTBE)	ND	1.0		µg/L	1	11/4/2014 6:56:19 AM	R22309
1,2,4-Trimethylbenzene	ND	1.0		µg/L	1	11/4/2014 6:56:19 AM	R22309
1,3,5-Trimethylbenzene	ND	1.0		µg/L	1	11/4/2014 6:56:19 AM	R22309
1,2-Dichloroethane (EDC)	ND	1.0		µg/L	1	11/4/2014 6:56:19 AM	R22309
1,2-Dibromoethane (EDB)	ND	1.0		µg/L	1	11/4/2014 6:56:19 AM	R22309
Naphthalene	ND	2.0		µg/L	1	11/4/2014 6:56:19 AM	R22309
1-Methylnaphthalene	ND	4.0		µg/L	1	11/4/2014 6:56:19 AM	R22309
2-Methylnaphthalene	ND	4.0		µg/L	1	11/4/2014 6:56:19 AM	R22309
Acetone	ND	10		µg/L	1	11/4/2014 6:56:19 AM	R22309
Bromobenzene	ND	1.0		µg/L	1	11/4/2014 6:56:19 AM	R22309
Bromodichloromethane	ND	1.0		µg/L	1	11/4/2014 6:56:19 AM	R22309
Bromoform	ND	1.0		µg/L	1	11/4/2014 6:56:19 AM	R22309
Bromomethane	ND	3.0		µg/L	1	11/4/2014 6:56:19 AM	R22309
2-Butanone	ND	10		µg/L	1	11/4/2014 6:56:19 AM	R22309
Carbon disulfide	ND	10		µg/L	1	11/4/2014 6:56:19 AM	R22309
Carbon Tetrachloride	ND	1.0		µg/L	1	11/4/2014 6:56:19 AM	R22309
Chlorobenzene	ND	1.0		µg/L	1	11/4/2014 6:56:19 AM	R22309
Chloroethane	ND	2.0		µg/L	1	11/4/2014 6:56:19 AM	R22309
Chloroform	ND	1.0		µg/L	1	11/4/2014 6:56:19 AM	R22309
Chloromethane	ND	3.0		µg/L	1	11/4/2014 6:56:19 AM	R22309
2-Chlorotoluene	ND	1.0		µg/L	1	11/4/2014 6:56:19 AM	R22309
4-Chlorotoluene	ND	1.0		µg/L	1	11/4/2014 6:56:19 AM	R22309
cis-1,2-DCE	ND	1.0		µg/L	1	11/4/2014 6:56:19 AM	R22309
cis-1,3-Dichloropropene	ND	1.0		µg/L	1	11/4/2014 6:56:19 AM	R22309
1,2-Dibromo-3-chloropropane	ND	2.0		µg/L	1	11/4/2014 6:56:19 AM	R22309
Dibromochloromethane	ND	1.0		µg/L	1	11/4/2014 6:56:19 AM	R22309
Dibromomethane	ND	1.0		µg/L	1	11/4/2014 6:56:19 AM	R22309
1,2-Dichlorobenzene	ND	1.0		µg/L	1	11/4/2014 6:56:19 AM	R22309
1,3-Dichlorobenzene	ND	1.0		µg/L	1	11/4/2014 6:56:19 AM	R22309
1,4-Dichlorobenzene	ND	1.0		µg/L	1	11/4/2014 6:56:19 AM	R22309
Dichlorodifluoromethane	ND	1.0		µg/L	1	11/4/2014 6:56:19 AM	R22309
1,1-Dichloroethane	ND	1.0		µg/L	1	11/4/2014 6:56:19 AM	R22309
1,1-Dichloroethene	ND	1.0		µg/L	1	11/4/2014 6:56:19 AM	R22309
1,2-Dichloropropane	ND	1.0		µg/L	1	11/4/2014 6:56:19 AM	R22309
1,3-Dichloropropane	ND	1.0		µg/L	1	11/4/2014 6:56:19 AM	R22309
2,2-Dichloropropane	ND	2.0		µg/L	1	11/4/2014 6:56:19 AM	R22309

Refer to the QC Summary report and sample login checklist for flagged QC data and preservation information.

Qualifiers:

*	Value exceeds Maximum Contaminant Level.	B	Analyte detected in the associated Method Blank
E	Value above quantitation range	H	Holding times for preparation or analysis exceeded
J	Analyte detected below quantitation limits	ND	Not Detected at the Reporting Limit
O	RSD is greater than RSDlimit	P	Sample pH greater than 2.
R	RPD outside accepted recovery limits	RL	Reporting Detection Limit
S	Spike Recovery outside accepted recovery limits		

Hall Environmental Analysis Laboratory, Inc.

CLIENT: PNM Resources
Project: Person Generating Station
Lab ID: 1410C82-008 **Matrix:** AQUEOUS

Client Sample ID: PSMW-11
Collection Date: 10/28/2014 1:20:00 PM
Received Date: 10/28/2014 5:05:00 PM

Analyses	Result	RL	Qual	Units	DF	Date Analyzed	Batch
EPA METHOD 8260B: VOLATILES						Analyst:	DJF
1,1-Dichloropropene	ND	1.0		µg/L	1	11/4/2014 6:56:19 AM	R22309
Hexachlorobutadiene	ND	1.0		µg/L	1	11/4/2014 6:56:19 AM	R22309
2-Hexanone	ND	10		µg/L	1	11/4/2014 6:56:19 AM	R22309
Isopropylbenzene	ND	1.0		µg/L	1	11/4/2014 6:56:19 AM	R22309
4-Isopropyltoluene	ND	1.0		µg/L	1	11/4/2014 6:56:19 AM	R22309
4-Methyl-2-pentanone	ND	10		µg/L	1	11/4/2014 6:56:19 AM	R22309
Methylene Chloride	ND	3.0		µg/L	1	11/4/2014 6:56:19 AM	R22309
n-Butylbenzene	ND	3.0		µg/L	1	11/4/2014 6:56:19 AM	R22309
n-Propylbenzene	ND	1.0		µg/L	1	11/4/2014 6:56:19 AM	R22309
sec-Butylbenzene	ND	1.0		µg/L	1	11/4/2014 6:56:19 AM	R22309
Styrene	ND	1.0		µg/L	1	11/4/2014 6:56:19 AM	R22309
tert-Butylbenzene	ND	1.0		µg/L	1	11/4/2014 6:56:19 AM	R22309
1,1,1,2-Tetrachloroethane	ND	1.0		µg/L	1	11/4/2014 6:56:19 AM	R22309
1,1,2,2-Tetrachloroethane	ND	2.0		µg/L	1	11/4/2014 6:56:19 AM	R22309
Tetrachloroethene (PCE)	ND	1.0		µg/L	1	11/4/2014 6:56:19 AM	R22309
trans-1,2-DCE	ND	1.0		µg/L	1	11/4/2014 6:56:19 AM	R22309
trans-1,3-Dichloropropene	ND	1.0		µg/L	1	11/4/2014 6:56:19 AM	R22309
1,2,3-Trichlorobenzene	ND	1.0		µg/L	1	11/4/2014 6:56:19 AM	R22309
1,2,4-Trichlorobenzene	ND	1.0		µg/L	1	11/4/2014 6:56:19 AM	R22309
1,1,1-Trichloroethane	ND	1.0		µg/L	1	11/4/2014 6:56:19 AM	R22309
1,1,2-Trichloroethane	ND	1.0		µg/L	1	11/4/2014 6:56:19 AM	R22309
Trichloroethene (TCE)	ND	1.0		µg/L	1	11/4/2014 6:56:19 AM	R22309
Trichlorofluoromethane	ND	1.0		µg/L	1	11/4/2014 6:56:19 AM	R22309
1,2,3-Trichloropropane	ND	2.0		µg/L	1	11/4/2014 6:56:19 AM	R22309
Vinyl chloride	ND	1.0		µg/L	1	11/4/2014 6:56:19 AM	R22309
Xylenes, Total	ND	1.5		µg/L	1	11/4/2014 6:56:19 AM	R22309
Surr: 1,2-Dichloroethane-d4	85.5	70-130		%REC	1	11/4/2014 6:56:19 AM	R22309
Surr: 4-Bromofluorobenzene	91.7	70-130		%REC	1	11/4/2014 6:56:19 AM	R22309
Surr: Dibromofluoromethane	96.5	70-130		%REC	1	11/4/2014 6:56:19 AM	R22309
Surr: Toluene-d8	86.5	70-130		%REC	1	11/4/2014 6:56:19 AM	R22309

Refer to the QC Summary report and sample login checklist for flagged QC data and preservation information.

Qualifiers:

*	Value exceeds Maximum Contaminant Level.	B	Analyte detected in the associated Method Blank
E	Value above quantitation range	H	Holding times for preparation or analysis exceeded
J	Analyte detected below quantitation limits	ND	Not Detected at the Reporting Limit
O	RSD is greater than RSDlimit	P	Sample pH greater than 2.
R	RPD outside accepted recovery limits	RL	Reporting Detection Limit
S	Spike Recovery outside accepted recovery limits		

Anatek Labs, Inc.

1282 Alturas Drive • Moscow, ID 83843 • (208) 883-2839 • Fax (208) 882-9246 • email moscow@anateklabs.com
504 E Sprague Ste. D • Spokane WA 99202 • (509) 838-3999 • Fax (509) 838-4433 • email spokane@anateklabs.com

Client:	HALL ENVIRONMENTAL ANALYSIS LAB	**Batch #:**	141030026
Address:	4901 HAWKINS NE SUITE D ALBUQUERQUE, NM 87109	**Project Name:**	1410C82
Attn:	ANDY FREEMAN		

Analytical Results Report

Sample Number	141030026-001	**Sampling Date**	10/28/2012	**Date/Time Received**	10/30/2014 11:10 AM
Client Sample ID	1410C82-001E / PSMW-08B	**Sampling Time**	9:35 AM	**Extraction Date**	11/3/2014
Matrix	Water	**Sample Location**			
Comments					

Parameter	Result	Units	PQL	Analysis Date	Analyst	Method	Qualifier
2,4,5-T	ND	ug/L	0.1	11/4/2014	TGT	EPA 8151A	
2,4,5-TP (Silvex)	ND	ug/L	0.1	11/4/2014	TGT	EPA 8151A	
2,4-D	ND	ug/L	0.1	11/4/2014	TGT	EPA 8151A	
2,4-DB	ND	ug/L	0.1	11/4/2014	TGT	EPA 8151A	
Chloramben	ND	ug/L	0.1	11/4/2014	TGT	EPA 8151A	
Dacthal	ND	ug/L	0.1	11/4/2014	TGT	EPA 8151A	
Dalapon	ND	ug/L	0.1	11/4/2014	TGT	EPA 8151A	
Dicamba	ND	ug/L	0.1	11/4/2014	TGT	EPA 8151A	
Dichloroprop	ND	ug/L	0.1	11/4/2014	TGT	EPA 8151A	
Dinoseb	ND	ug/L	0.1	11/4/2014	TGT	EPA 8151A	
Pentachlorophenol	ND	ug/L	0.1	11/4/2014	TGT	EPA 8151A	
Picloram	ND	ug/L	0.1	11/4/2014	TGT	EPA 8151A	

Surrogate Data

Sample Number 141030026-001

Surrogate Standard	Method	Percent Recovery	Control Limits
2,4-Dichlorophenylacetic acid	EPA 8151A	89.5	65-135

Certifications held by Anatek Labs ID: EPA:ID00013; AZ:0701; CO:ID00013; FL(NELAP):E87893; ID:ID00013; MT:CERT0028; NM: ID00013; OR:ID200001-002; WA:C595
Certifications held by Anatek Labs WA: EPA:WA00169; ID:WA00169; WA:C585; MT:Cert0095; FL(NELAP): E871099

Anatek Labs, Inc.

1282 Alturas Drive • Moscow, ID 83843 • (208) 883-2839 • Fax (208) 882-9246 • email moscow@anateklabs.com
504 E Sprague Ste. D • Spokane WA 99202 • (509) 838-3999 • Fax (509) 838-4433 • email spokane@anateklabs.com

Client:	HALL ENVIRONMENTAL ANALYSIS LAB	**Batch #:**	141030026
Address:	4901 HAWKINS NE SUITE D ALBUQUERQUE, NM 87109	**Project Name:**	1410C82
Attn:	ANDY FREEMAN		

Analytical Results Report

Sample Number	141030026-006	**Sampling Date**	10/28/2014	**Date/Time Received**	10/30/2014 11:10 AM
Client Sample ID	1410C82-002E / PSMW-13A	**Sampling Time**	11:00 AM	**Extraction Date**	11/3/2014
Matrix	Water	**Sample Location**			
Comments					

Parameter	Result	Units	PQL	Analysis Date	Analyst	Method	Qualifier
2,4,5-T	ND	ug/L	0.1	11/5/2014	TGT	EPA 8151A	
2,4,5-TP (Silvex)	ND	ug/L	0.1	11/5/2014	TGT	EPA 8151A	
2,4-D	ND	ug/L	0.1	11/5/2014	TGT	EPA 8151A	
2,4-DB	ND	ug/L	0.1	11/5/2014	TGT	EPA 8151A	
Chloramben	ND	ug/L	0.1	11/5/2014	TGT	EPA 8151A	
Dacthal	ND	ug/L	0.1	11/5/2014	TGT	EPA 8151A	
Dalapon	ND	ug/L	0.1	11/5/2014	TGT	EPA 8151A	
Dicamba	ND	ug/L	0.1	11/5/2014	TGT	EPA 8151A	
Dichloroprop	ND	ug/L	0.1	11/5/2014	TGT	EPA 8151A	
Dinoseb	ND	ug/L	0.1	11/5/2014	TGT	EPA 8151A	
Pentachlorophenol	ND	ug/L	0.1	11/5/2014	TGT	EPA 8151A	
Picloram	ND	ug/L	0.1	11/5/2014	TGT	EPA 8151A	

Surrogate Data

Sample Number 141030026-006

Surrogate Standard	Method	Percent Recovery	Control Limits
2,4-Dichlorophenylacetic acid	EPA 8151A	113.0	65-135

Anatek Labs, Inc.

1282 Alturas Drive • Moscow, ID 83843 • (208) 883-2839 • Fax (208) 882-9246 • email moscow@anateklabs.com
504 E Sprague Ste. D • Spokane WA 99202 • (509) 838-3999 • Fax (509) 838-4433 • email spokane@anateklabs.com

Client:	HALL ENVIRONMENTAL ANALYSIS LAB	**Batch #:**	141030026
Address:	4901 HAWKINS NE SUITE D ALBUQUERQUE, NM 87109	**Project Name:**	1410C82
Attn:	ANDY FREEMAN		

Analytical Results Report

Sample Number	141030026-011	**Sampling Date**	10/28/2014	**Date/Time Received**	10/30/2014 11:10 AM
Client Sample ID	1410C82-003E / PSMW-10	**Sampling Time**	12:35 PM	**Extraction Date**	11/3/2014
Matrix	Water	**Sample Location**			
Comments					

Parameter	Result	Units	PQL	Analysis Date	Analyst	Method	Qualifier
2,4,5-T	ND	ug/L	0.1	11/4/2014	TGT	EPA 8151A	
2,4,5-TP (Silvex)	ND	ug/L	0.1	11/4/2014	TGT	EPA 8151A	
2,4-D	ND	ug/L	0.1	11/4/2014	TGT	EPA 8151A	
2,4-DB	ND	ug/L	0.1	11/4/2014	TGT	EPA 8151A	
Chloramben	ND	ug/L	0.1	11/4/2014	TGT	EPA 8151A	
Dacthal	ND	ug/L	0.1	11/4/2014	TGT	EPA 8151A	
Dalapon	ND	ug/L	0.1	11/4/2014	TGT	EPA 8151A	
Dicamba	ND	ug/L	0.1	11/4/2014	TGT	EPA 8151A	
Dichloroprop	ND	ug/L	0.1	11/4/2014	TGT	EPA 8151A	
Dinoseb	ND	ug/L	0.1	11/4/2014	TGT	EPA 8151A	
Pentachlorophenol	ND	ug/L	0.1	11/4/2014	TGT	EPA 8151A	
Picloram	ND	ug/L	0.1	11/4/2014	TGT	EPA 8151A	

Surrogate Data

Sample Number 141030026-011

Surrogate Standard	Method	Percent Recovery	Control Limits
2,4-Dichlorophenylacetic acid	EPA 8151A	91.5	65-135

Authorized Signature

John Coddington, Lab Manager

MCL EPA's Maximum Contaminant Level
ND Not Detected
PQL Practical Quantitation Limit

This report shall not be reproduced except in full, without the written approval of the laboratory.
The results reported relate only to the samples indicated.
Soil/solid results are reported on a dry-weight basis unless otherwise noted.

Certifications held by Anatek Labs ID: EPA:ID00013; AZ:0701; CO:ID00013; FL(NELAP):E87693; ID:ID00013; MT:CERT0028; NM: ID00013; OR:ID200001-002; WA:C595
Certifications held by Anatek Labs WA: EPA:WA00169; ID:WA00169; WA:C585; MT:Cert0095; FL(NELAP): E871099

Anatek Labs, Inc.

1282 Alturas Drive • Moscow, ID 83843 • (208) 883-2839 • Fax (208) 882-9246 • email moscow@anateklabs.com
504 E Sprague Ste. D • Spokane WA 99202 • (509) 838-3999 • Fax (509) 838-4433 • email spokane@anateklabs.com

Client: HALL ENVIRONMENTAL ANALYSIS LAB
Address: 4901 HAWKINS NE SUITE D
ALBUQUERQUE, NM 87109
Attn: ANDY FREEMAN

Batch #: 141030026
Project Name: 1410C82

Analytical Results Report
Quality Control Data

Lab Control Sample

Parameter	LCS Result	Units	LCS Spike	%Rec	AR %Rec	Prep Date	Analysis Date
Picloram	4.37	ug/L	5	87.4	50-150	11/3/2014	11/4/2014
Pentachlorophenol	0.402	ug/L	0.5	80.4	50-150	11/3/2014	11/4/2014
Dinoseb	4.34	ug/L	5	86.8	50-150	11/3/2014	11/4/2014
Dichloroprop	4.42	ug/L	5	88.4	50-150	11/3/2014	11/4/2014
Dicamba	2.12	ug/L	2.5	84.8	50-150	11/3/2014	11/4/2014
Dalapon	4.99	ug/L	5	99.8	50-150	11/3/2014	11/4/2014
Dacthal	1.79	ug/L	2.5	71.6	50-150	11/3/2014	11/4/2014
Chloramben	1.85	ug/L	2.5	74.0	50-150	11/3/2014	11/4/2014
2,4-DB	4.38	ug/L	5	87.6	50-150	11/3/2014	11/4/2014
2,4-D	4.20	ug/L	5	84.0	50-150	11/3/2014	11/4/2014
2,4,5-TP (Silvex)	1.06	ug/L	1.25	84.8	50-150	11/3/2014	11/4/2014
2,4,5-T	1.02	ug/L	1.25	81.6	50-150	11/3/2014	11/4/2014

Matrix Spike

Sample Number	Parameter	Sample Result	MS Result	Units	MS Spike	%Rec	AR %Rec	Prep Date	Analysis Date
141030026-001	Picloram	ND	4.43	ug/L	5	88.6	50-150	11/3/2014	11/4/2014
141030026-001	Pentachlorophenol	ND	0.396	ug/L	0.5	79.2	50-150	11/3/2014	11/4/2014
141030026-001	Dinoseb	ND	4.77	ug/L	5	95.4	50-150	11/3/2014	11/4/2014
141030026-001	Dichloroprop	ND	4.38	ug/L	5	87.6	50-150	11/3/2014	11/4/2014
141030026-001	Dicamba	ND	2.07	ug/L	2.5	82.8	50-150	11/3/2014	11/4/2014
141030026-001	Dalapon	ND	4.89	ug/L	5	97.8	50-150	11/3/2014	11/4/2014
141030026-001	Dacthal	ND	2.06	ug/L	2.5	82.4	50-150	11/3/2014	11/4/2014
141030026-001	Chloramben	ND	2.03	ug/L	2.5	81.2	50-150	11/3/2014	11/4/2014
141030026-001	2,4-DB	ND	4.23	ug/L	5	84.6	50-150	11/3/2014	11/4/2014
141030026-001	2,4-D	ND	4.20	ug/L	5	84.0	50-150	11/3/2014	11/4/2014
141030026-001	2,4,5-TP (Silvex)	ND	1.03	ug/L	1.25	82.4	50-150	11/3/2014	11/4/2014
141030026-001	2,4,5-T	ND	1.04	ug/L	1.25	83.2	50-150	11/3/2014	11/4/2014

Matrix Spike Duplicate

Parameter	MSD Result	Units	MSD Spike	%Rec	%RPD	AR %RPD	Prep Date	Analysis Date
Picloram	4.54	ug/L	5	90.8	2.5	0-50	11/3/2014	11/4/2014
Pentachlorophenol	0.397	ug/L	0.5	79.4	0.3	0-50	11/3/2014	11/4/2014
Dinoseb	4.88	ug/L	5	97.6	2.3	0-50	11/3/2014	11/4/2014

Comments:

Certifications held by Anatek Labs ID: EPA:ID00013; AZ:0701; CO:ID00013; FL(NELAP):E87893; ID:ID00013; MT:CERT0028; NM: ID00013; OR:ID200001-002; WA:C595
Certifications held by Anatek Labs WA: EPA:WA00169; ID:WA00169; WA:C586; MT:Cert0095; FL(NELAP): E871099

Anatek Labs, Inc.

1282 Alturas Drive • Moscow, ID 83843 • (208) 883-2839 • Fax (208) 882-9246 • email moscow@anateklabs.com
504 E Sprague Ste. D • Spokane WA 99202 • (509) 838-3999 • Fax (509) 838-4433 • email spokane@anateklabs.com

Client: HALL ENVIRONMENTAL ANALYSIS LAB
Address: 4901 HAWKINS NE SUITE D
ALBUQUERQUE, NM 87109
Attn: ANDY FREEMAN

Batch #: 141030026
Project Name: 1410C82

Analytical Results Report

Quality Control Data

Matrix Spike Duplicate

Parameter	MSD Result	Units	MSD Spike	%Rec	%RPD	AR %RPD	Prep Date	Analysis Date
Dichloroprop	4.48	ug/L	5	89.6	2.3	0-50	11/3/2014	11/4/2014
Dicamba	2.13	ug/L	2.5	85.2	2.9	0-50	11/3/2014	11/4/2014
Dalapon	4.97	ug/L	5	99.4	1.6	0-50	11/3/2014	11/4/2014
Dacthal	2.11	ug/L	2.5	84.4	2.4	0-50	11/3/2014	11/4/2014
Chloramben	2.10	ug/L	2.5	84.0	3.4	0-50	11/3/2014	11/4/2014
2,4-DB	4.30	ug/L	5	86.0	1.6	0-50	11/3/2014	11/4/2014
2,4-D	4.32	ug/L	5	86.4	2.8	0-50	11/3/2014	11/4/2014
2,4,5-TP (Silvex)	1.06	ug/L	1.25	84.8	2.9	0-50	11/3/2014	11/4/2014
2,4,5-T	1.06	ug/L	1.25	84.8	1.9	0-50	11/3/2014	11/4/2014

Method Blank

Parameter	Result	Units	PQL	Prep Date	Analysis Date
2,4,5-T	ND	ug/L	0.1	11/3/2014	11/4/2014
2,4,5-TP (Silvex)	ND	ug/L	0.1	11/3/2014	11/4/2014
2,4-D	ND	ug/L	0.1	11/3/2014	11/4/2014
2,4-DB	ND	ug/L	0.1	11/3/2014	11/4/2014
Chloramben	ND	ug/L	0.1	11/3/2014	11/4/2014
Dacthal	ND	ug/L	0.1	11/3/2014	11/4/2014
Dalapon	ND	ug/L	0.1	11/3/2014	11/4/2014
Dicamba	ND	ug/L	0.1	11/3/2014	11/4/2014
Dichloroprop	ND	ug/L	0.1	11/3/2014	11/4/2014
Dinoseb	ND	ug/L	0.1	11/3/2014	11/4/2014
Pentachlorophenol	ND	ug/L	0.1	11/3/2014	11/4/2014
Picloram	ND	ug/L	0.1	11/3/2014	11/4/2014

AR Acceptable Range
ND Not Detected
PQL Practical Quantitation Limit
RPD Relative Percentage Difference

Comments:

Certifications held by Anatek Labs ID: EPA:ID00013; AZ:0701; CO:ID00013; FL(NELAP):E87893; ID:ID00013; MT:CERT0026; NM: ID00013; OR:ID200001-002; WA:C595
Certifications held by Anatek Labs WA: EPA:WA00169; ID:WA00169; WA:C585; MT:Cert0095; FL(NELAP): E871099

Anatek Labs, Inc.

1282 Alturas Drive • Moscow, ID 83843 • (208) 883-2839 • Fax (208) 882-9246 • email moscow@anateklabs.com
504 E Sprague Ste. D • Spokane WA 99202 • (509) 838-3999 • Fax (509) 838-4433 • email spokane@anateklabs.com

Client:	HALL ENVIRONMENTAL ANALYSIS LAB	**Batch #:**	141030026
Address:	4901 HAWKINS NE SUITE D ALBUQUERQUE, NM 87109	**Project Name:**	1410C82
Attn:	ANDY FREEMAN		

Analytical Results Report

Sample Number	141030026-003	**Sampling Date**	10/28/2014	**Date/Time Received**	10/30/2014 11:10 AM
Client Sample ID	1410C82-001G / PSMW-08B	**Sampling Time**	9:35 AM	**Extraction Date**	11/3/2014
Matrix	Water	**Sample Location**			
Comments					

Parameter	Result	Units	PQL	Analysis Date	Analyst	Method	Qualifier
1,2,4,5-Tetrachlorobenzene	ND	ug/L	10	11/7/2014	TGT	EPA 8270C	
1,2,4-Trichlorobenzene	ND	ug/L	10	11/7/2014	TGT	EPA 8270C	
1,2-Dichlorobenzene	ND	ug/L	10	11/7/2014	TGT	EPA 8270C	
1,3,5-TNB	ND	ug/L	10	11/7/2014	TGT	EPA 8270C	
1,3-Dichlorobenzene	ND	ug/L	10	11/7/2014	TGT	EPA 8270C	
1,3-DNB	ND	ug/L	10	11/7/2014	TGT	EPA 8270C	
1,4-Dichlorobenzene	ND	ug/L	10	11/7/2014	TGT	EPA 8270C	
1,4-Naphthoquinone	ND	ug/L	10	11/7/2014	TGT	EPA 8270C	
1-Naphthylamine	ND	ug/L	10	11/7/2014	TGT	EPA 8270C	
2,3,4,6-Tetrachlorophenol	ND	ug/L	10	11/7/2014	TGT	EPA 8270C	
2,3,5,6-Tetrachlorophenol	ND	ug/L	10	11/7/2014	TGT	EPA 8270C	
2,4,5-Trichlorophenol	ND	ug/L	10	11/7/2014	TGT	EPA 8270C	
2,4,6-Trichlorophenol	ND	ug/L	10	11/7/2014	TGT	EPA 8270C	
2,4-Dichlorophenol	ND	ug/L	10	11/7/2014	TGT	EPA 8270C	
2,4-Dimethylphenol	ND	ug/L	10	11/7/2014	TGT	EPA 8270C	
2,4-Dinitrophenol	ND	ug/L	10	11/7/2014	TGT	EPA 8270C	
2,4-Dinitrotoluene	ND	ug/L	10	11/7/2014	TGT	EPA 8270C	
2,6-Dichlorophenol	ND	ug/L	10	11/7/2014	TGT	EPA 8270C	
2,6-Dinitrotoluene	ND	ug/L	10	11/7/2014	TGT	EPA 8270C	
2-Acetylaminofluorene	ND	ug/L	10	11/7/2014	TGT	EPA 8270C	
2-Chloronaphthalene	ND	ug/L	10	11/7/2014	TGT	EPA 8270C	
2-Chlorophenol	ND	ug/L	10	11/7/2014	TGT	EPA 8270C	
2-Methylnaphthalene	ND	ug/L	10	11/7/2014	TGT	EPA 8270C	

Anatek Labs, Inc.

1282 Alturas Drive • Moscow, ID 83843 • (208) 883-2839 • Fax (208) 882-9246 • email moscow@anateklabs.com
504 E Sprague Ste. D • Spokane WA 99202 • (509) 838-3999 • Fax (509) 838-4433 • email spokane@anateklabs.com

Client:	HALL ENVIRONMENTAL ANALYSIS LAB	**Batch #:**	141030026
Address:	4901 HAWKINS NE SUITE D ALBUQUERQUE, NM 87109	**Project Name:**	1410C82
Attn:	ANDY FREEMAN		

Analytical Results Report

Sample Number	141030026-003	**Sampling Date**	10/28/2014	**Date/Time Received**	10/30/2014 11:10 AM
Client Sample ID	1410C82-001G / PSMW-08B	**Sampling Time**	9:35 AM	**Extraction Date**	11/3/2014
Matrix	Water	**Sample Location**			
Comments					

Parameter	Result	Units	PQL	Analysis Date	Analyst	Method	Qualifier
2-Methylphenol	ND	ug/L	10	11/7/2014	TGT	EPA 8270C	
2-Naphthylamine	ND	ug/L	10	11/7/2014	TGT	EPA 8270C	
2-Nitroaniline	ND	ug/L	10	11/7/2014	TGT	EPA 8270C	
2-Nitrophenol	ND	ug/L	10	11/7/2014	TGT	EPA 8270C	
2-Picoline	ND	ug/L	10	11/7/2014	TGT	EPA 8270C	
3,3'-Dichlorobenzidine	ND	ug/L	10	11/7/2014	TGT	EPA 8270C	
3,3-Dimethylbenzidine	ND	ug/L	10	11/7/2014	TGT	EPA 8270C	
3+4-Methylphenol	ND	ug/L	10	11/7/2014	TGT	EPA 8270C	
3-Methylcholanthrene	ND	ug/L	10	11/7/2014	TGT	EPA 8270C	
3-Nitroaniline	ND	ug/L	10	11/7/2014	TGT	EPA 8270C	
4,6-Dinitro-2-methylphenol	ND	ug/L	10	11/7/2014	TGT	EPA 8270C	
4-Aminobiphenyl	ND	ug/L	10	11/7/2014	TGT	EPA 8270C	
4-Bromophenyl-phenylether	ND	ug/L	10	11/7/2014	TGT	EPA 8270C	
4-Chloro-3-methylphenol	ND	ug/L	5	11/7/2014	TGT	EPA 8270C	
4-Chloroaniline	ND	ug/L	10	11/7/2014	TGT	EPA 8270C	
4-Chlorophenyl-phenylether	ND	ug/L	10	11/7/2014	TGT	EPA 8270C	
4-Nitroaniline	ND	ug/L	10	11/7/2014	TGT	EPA 8270C	
4-Nitrophenol	ND	ug/L	10	11/7/2014	TGT	EPA 8270C	
4-Nitroquinoline-1-oxide	ND	ug/L	10	11/7/2014	TGT	EPA 8270C	
5-Nitro-o-toluidine	ND	ug/L	10	11/7/2014	TGT	EPA 8270C	
7,12-Dimethylbenz(a)anthracene	ND	ug/L	10	11/7/2014	TGT	EPA 8270C	
a,a-Dimethylphenethylamine	ND	ug/L	10	11/7/2014	TGT	EPA 8270C	
Acenaphthene	ND	ug/L	10	11/7/2014	TGT	EPA 8270C	
Acenaphthylene	ND	ug/L	10	11/7/2014	TGT	EPA 8270C	

Anatek Labs, Inc.

1282 Alturas Drive • Moscow, ID 83843 • (208) 883-2839 • Fax (208) 882-9246 • email moscow@anateklabs.com
504 E Sprague Ste. D • Spokane WA 99202 • (509) 838-3999 • Fax (509) 838-4433 • email spokane@anateklabs.com

Client:	HALL ENVIRONMENTAL ANALYSIS LAB	**Batch #:**	141030026
Address:	4901 HAWKINS NE SUITE D ALBUQUERQUE, NM 87109	**Project Name:**	1410C82
Attn:	ANDY FREEMAN		

Analytical Results Report

Sample Number	141030026-003	**Sampling Date**	10/28/2014	**Date/Time Received**	10/30/2014 11:10 AM
Client Sample ID	1410C82-001G / PSMW-08B	**Sampling Time**	9:35 AM	**Extraction Date**	11/3/2014
Matrix	Water	**Sample Location**			
Comments					

Parameter	Result	Units	PQL	Analysis Date	Analyst	Method	Qualifier
Acetophenone	ND	ug/L	10	11/7/2014	TGT	EPA 8270C	
Aniline	ND	ug/L	10	11/7/2014	TGT	EPA 8270C	
Anthracene	ND	ug/L	10	11/7/2014	TGT	EPA 8270C	
Aramite	ND	ug/L	10	11/7/2014	TGT	EPA 8270C	
Benzo(ghi)perylene	ND	ug/L	10	11/7/2014	TGT	EPA 8270C	
Benzo[a]anthracene	ND	ug/L	0.1	11/7/2014	TGT	EPA 8270C	
Benzo[a]pyrene	ND	ug/L	0.1	11/7/2014	TGT	EPA 8270C	
Benzo[b]fluoranthene	ND	ug/L	0.1	11/7/2014	TGT	EPA 8270C	
Benzo[k]fluoranthene	ND	ug/L	0.1	11/7/2014	TGT	EPA 8270C	
Benzyl alcohol	ND	ug/L	10	11/7/2014	TGT	EPA 8270C	
bis(2-Chloroethoxy)methane	ND	ug/L	10	11/7/2014	TGT	EPA 8270C	
bis(2-Chloroethyl)ether	ND	ug/L	10	11/7/2014	TGT	EPA 8270C	
bis(2-chloroisopropyl)ether	ND	ug/L	10	11/7/2014	TGT	EPA 8270C	
bis(2-Ethylhexyl)phthalate	ND	ug/L	5	11/7/2014	TGT	EPA 8270C	
Butylbenzylphthalate	ND	ug/L	10	11/7/2014	TGT	EPA 8270C	
Carbazole	ND	ug/L	10	11/7/2014	TGT	EPA 8270C	
Chlorobenzilate	ND	ug/L	10	11/7/2014	TGT	EPA 8270C	
Chrysene	ND	ug/L	0.1	11/7/2014	TGT	EPA 8270C	
Diallate	ND	ug/L	10	11/7/2014	TGT	EPA 8270C	
Dibenz[a,h]anthracene	ND	ug/L	0.1	11/7/2014	TGT	EPA 8270C	
Dibenzofuran	ND	ug/L	10	11/7/2014	TGT	EPA 8270C	
Diethylphthalate	ND	ug/L	10	11/7/2014	TGT	EPA 8270C	
Dimethoate	ND	ug/L	10	11/7/2014	TGT	EPA 8270C	
Dimethylphthalate	ND	ug/L	10	11/7/2014	TGT	EPA 8270C	

Anatek Labs, Inc.

1282 Alturas Drive • Moscow, ID 83843 • (208) 883-2839 • Fax (208) 882-9246 • email moscow@anateklabs.com
504 E Sprague Ste. D • Spokane WA 99202 • (509) 838-3999 • Fax (509) 838-4433 • email spokane@anateklabs.com

Client: HALL ENVIRONMENTAL ANALYSIS LAB
Address: 4901 HAWKINS NE SUITE D
ALBUQUERQUE, NM 87109
Attn: ANDY FREEMAN

Batch #: 141030026
Project Name: 1410C82

Analytical Results Report

Sample Number	141030026-003	**Sampling Date**	10/28/2014	**Date/Time Received**	10/30/2014 11:10 AM
Client Sample ID	1410C82-001G / PSMW-08B	**Sampling Time**	9:35 AM	**Extraction Date**	11/3/2014
Matrix	Water	**Sample Location**			
Comments					

Parameter	Result	Units	PQL	Analysis Date	Analyst	Method	Qualifier
Di-n-butylphthalate	ND	ug/L	10	11/7/2014	TGT	EPA 8270C	
Di-n-octylphthalate	ND	ug/L	10	11/7/2014	TGT	EPA 8270C	
diphenylamine	ND	ug/L	10	11/7/2014	TGT	EPA 8270C	
Disulfoton	ND	ug/L	10	11/7/2014	TGT	EPA 8270C	
Ethyl methanesulfonate	ND	ug/L	10	11/7/2014	TGT	EPA 8270C	
Ethyl parathion	ND	ug/L	10	11/7/2014	TGT	EPA 8270C	
Fluoranthene	ND	ug/L	10	11/7/2014	TGT	EPA 8270C	
Fluorene	ND	ug/L	10	11/7/2014	TGT	EPA 8270C	
Hexachlorobenzene	ND	ug/L	1	11/7/2014	TGT	EPA 8270C	
Hexachlorobutadiene	ND	ug/L	10	11/7/2014	TGT	EPA 8270C	
Hexachlorocyclopentadiene	ND	ug/L	10	11/7/2014	TGT	EPA 8270C	
Hexachloroethane	ND	ug/L	10	11/7/2014	TGT	EPA 8270C	
Hexachloropropene	ND	ug/L	10	11/7/2014	TGT	EPA 8270C	
Hexachorophene	ND	ug/L	10	11/7/2014	TGT	EPA 8270C	
Indeno[1,2,3-cd]pyrene	ND	ug/L	0.1	11/7/2014	TGT	EPA 8270C	
Isodrin	ND	ug/L	10	11/7/2014	TGT	EPA 8270C	
Isophorone	ND	ug/L	10	11/7/2014	TGT	EPA 8270C	
Isosafrole	ND	ug/L	10	11/7/2014	TGT	EPA 8270C	
Kepone	ND	ug/L	10	11/7/2014	TGT	EPA 8270C	
Methapyrilene	ND	ug/L	10	11/7/2014	TGT	EPA 8270C	
Methyl methanesulfonate	ND	ug/L	10	11/7/2014	TGT	EPA 8270C	
Methyl parathion	ND	ug/L	10	11/7/2014	TGT	EPA 8270C	
Naphthalene	ND	ug/L	10	11/7/2014	TGT	EPA 8270C	
Nitrobenzene	ND	ug/L	10	11/7/2014	TGT	EPA 8270C	

Anatek Labs, Inc.

1282 Alturas Drive • Moscow, ID 83843 • (208) 883-2839 • Fax (208) 882-9246 • email moscow@anateklabs.com
504 E Sprague Ste. D • Spokane WA 99202 • (509) 838-3999 • Fax (509) 838-4433 • email spokane@anateklabs.com

Client: HALL ENVIRONMENTAL ANALYSIS LAB
Address: 4901 HAWKINS NE SUITE D
ALBUQUERQUE, NM 87109
Attn: ANDY FREEMAN

Batch #: 141030026
Project Name: 1410C82

Analytical Results Report

Sample Number	141030026-003	**Sampling Date**	10/28/2014	**Date/Time Received**	10/30/2014 11:10 AM
Client Sample ID	1410C82-001G / PSMW-08B	**Sampling Time**	9:35 AM	**Extraction Date**	11/3/2014
Matrix	Water	**Sample Location**			
Comments					

Parameter	Result	Units	PQL	Analysis Date	Analyst	Method	Qualifier
Nitrosodimethylamine	ND	ug/L	10	11/7/2014	TGT	EPA 8270C	
n-nitrosodibutylamine	ND	ug/L	10	11/7/2014	TGT	EPA 8270C	
n-Nitrosodiethylamine	ND	ug/L	10	11/7/2014	TGT	EPA 8270C	
n-Nitroso-di-n-propylamine	ND	ug/L	10	11/7/2014	TGT	EPA 8270C	
n-Nitrosodiphenylamine	ND	ug/L	2	11/7/2014	TGT	EPA 8270C	
n-Nitrosomethylethylamine	ND	ug/L	2	11/7/2014	TGT	EPA 8270C	
n-Nitrosomorpholine	ND	ug/L	10	11/7/2014	TGT	EPA 8270C	
n-Nitrosopiperadine	ND	ug/L	10	11/7/2014	TGT	EPA 8270C	
n-Nitrosopyrrolidine	ND	ug/L	10	11/7/2014	TGT	EPA 8270C	
o,o,o-Triethyl phosphorothioate	ND	ug/L	10	11/7/2014	TGT	EPA 8270C	
o-Toluidine	ND	ug/L	2	11/7/2014	TGT	EPA 8270C	
p-(Dimethylamino)azobenzene	ND	ug/L	10	11/7/2014	TGT	EPA 8270C	
Pentachlorobenzene	ND	ug/L	10	11/7/2014	TGT	EPA 8270C	
Pentachloroethane	ND	ug/L	10	11/7/2014	TGT	EPA 8270C	
Pentachloronitrobenzene	ND	ug/L	10	11/7/2014	TGT	EPA 8270C	
Pentachlorophenol	ND	ug/L	10	11/7/2014	TGT	EPA 8270C	
Phenacetin	ND	ug/L	10	11/7/2014	TGT	EPA 8270C	
Phenanthrene	ND	ug/L	10	11/7/2014	TGT	EPA 8270C	
Phenol	ND	ug/L	5	11/7/2014	TGT	EPA 8270C	
Phorate	ND	ug/L	10	11/7/2014	TGT	EPA 8270C	
p-Phenylenediamine	ND	ug/L	10	11/7/2014	TGT	EPA 8270C	
Pronamide	ND	ug/L	10	11/7/2014	TGT	EPA 8270C	
Pyrene	ND	ug/L	10	11/7/2014	TGT	EPA 8270C	
Pyridine	ND	ug/L	10	11/7/2014	TGT	EPA 8270C	

Certifications held by Anatek Labs ID: EPA:ID00013; AZ:0701; CO:ID00013; FL(NELAP):E87893; ID:ID00013; MT:CERT0028; NM: ID00013; OR:ID200001-002; WA:C585
Certifications held by Anatek Labs WA: EPA:WA00169; ID:WA00169; WA:C585; MT:Cert0095; FL(NELAP): E871099

Anatek Labs, Inc.

1282 Alturas Drive • Moscow, ID 83843 • (208) 883-2839 • Fax (208) 882-9246 • email moscow@anateklabs.com
504 E Sprague Ste. D • Spokane WA 99202 • (509) 838-3999 • Fax (509) 838-4433 • email spokane@anateklabs.com

Client:	HALL ENVIRONMENTAL ANALYSIS LAB	**Batch #:**	141030026
Address:	4901 HAWKINS NE SUITE D ALBUQUERQUE, NM 87109	**Project Name:**	1410C82
Attn:	ANDY FREEMAN		

Analytical Results Report

Sample Number	141030026-003	**Sampling Date**	10/28/2014	**Date/Time Received**	10/30/2014 11:10 AM
Client Sample ID	1410C82-001G / PSMW-08B	**Sampling Time**	9:35 AM	**Extraction Date**	11/3/2014
Matrix	Water	**Sample Location**			
Comments					

Parameter	Result	Units	PQL	Analysis Date	Analyst	Method	Qualifier
Safrole	ND	ug/L	10	11/7/2014	TGT	EPA 8270C	
Sulfotep	ND	ug/L	10	11/7/2014	TGT	EPA 8270C	
Thionazin	ND	ug/L	10	11/7/2014	TGT	EPA 8270C	
1,4-Dioxane	ND	ug/L	5	11/7/2014	TGT	EPA 8270C	
Famphur	ND	ug/L	5	11/7/2014	TGT	EPA 8270C	

Surrogate Data

Sample Number 141030026-003

Surrogate Standard	Method	Percent Recovery	Control Limits
2,4,6-Tribromophenol	EPA 8270C	110.2	10-123
2-Fluorobiphenyl	EPA 8270C	92.0	19-130
2-Fluorophenol	EPA 8270C	81.0	21-110
Nitrobenzene-d5	EPA 8270C	97.6	25-130
Phenol-d5	EPA 8270C	92.8	10-125
Terphenyl-d14	EPA 8270C	86.0	33-141

Anatek Labs, Inc.

1282 Alturas Drive • Moscow, ID 83843 • (208) 883-2839 • Fax (208) 882-9246 • email moscow@anateklabs.com
504 E Sprague Ste. D • Spokane WA 99202 • (509) 838-3999 • Fax (509) 838-4433 • email spokane@anateklabs.com

Client: HALL ENVIRONMENTAL ANALYSIS LAB
Address: 4901 HAWKINS NE SUITE D
ALBUQUERQUE, NM 87109
Attn: ANDY FREEMAN

Batch #: 141030026
Project Name: 1410C82

Analytical Results Report

Sample Number	141030026-008	**Sampling Date**	10/28/2014	**Date/Time Received**	10/30/2014 11:10 AM
Client Sample ID	1410C82-002G / PSMW-13A	**Sampling Time**	11:00 AM	**Extraction Date**	11/3/2014
Matrix	Water	**Sample Location**			
Comments					

Parameter	Result	Units	PQL	Analysis Date	Analyst	Method	Qualifier
1,2,4,5-Tetrachlorobenzene	ND	ug/L	10	11/7/2014	TGT	EPA 8270C	
1,2,4-Trichlorobenzene	ND	ug/L	10	11/7/2014	TGT	EPA 8270C	
1,2-Dichlorobenzene	ND	ug/L	10	11/7/2014	TGT	EPA 8270C	
1,3,5-TNB	ND	ug/L	10	11/7/2014	TGT	EPA 8270C	
1,3-Dichlorobenzene	ND	ug/L	10	11/7/2014	TGT	EPA 8270C	
1,3-DNB	ND	ug/L	10	11/7/2014	TGT	EPA 8270C	
1,4-Dichlorobenzene	ND	ug/L	10	11/7/2014	TGT	EPA 8270C	
1,4-Naphthoquinone	ND	ug/L	10	11/7/2014	TGT	EPA 8270C	
1-Naphthylamine	ND	ug/L	10	11/7/2014	TGT	EPA 8270C	
2,3,4,6-Tetrachlorophenol	ND	ug/L	10	11/7/2014	TGT	EPA 8270C	
2,3,5,6-Tetrachlorophenol	ND	ug/L	10	11/7/2014	TGT	EPA 8270C	
2,4,5-Trichlorophenol	ND	ug/L	10	11/7/2014	TGT	EPA 8270C	
2,4,6-Trichlorophenol	ND	ug/L	10	11/7/2014	TGT	EPA 8270C	
2,4-Dichlorophenol	ND	ug/L	10	11/7/2014	TGT	EPA 8270C	
2,4-Dimethylphenol	ND	ug/L	10	11/7/2014	TGT	EPA 8270C	
2,4-Dinitrophenol	ND	ug/L	10	11/7/2014	TGT	EPA 8270C	
2,4-Dinitrotoluene	ND	ug/L	10	11/7/2014	TGT	EPA 8270C	
2,6-Dichlorophenol	ND	ug/L	10	11/7/2014	TGT	EPA 8270C	
2,6-Dinitrotoluene	ND	ug/L	10	11/7/2014	TGT	EPA 8270C	
2-Acetylaminofluorene	ND	ug/L	10	11/7/2014	TGT	EPA 8270C	
2-Chloronaphthalene	ND	ug/L	10	11/7/2014	TGT	EPA 8270C	
2-Chlorophenol	ND	ug/L	10	11/7/2014	TGT	EPA 8270C	
2-Methylnaphthalene	ND	ug/L	10	11/7/2014	TGT	EPA 8270C	
2-Methylphenol	ND	ug/L	10	11/7/2014	TGT	EPA 8270C	

Certifications held by Anatek Labs ID: EPA:ID00013; AZ:0701; CO:ID00013; FL(NELAP):E87893; ID:ID00013; MT:CERT0028; NM: ID00013; OR:ID200001-002; WA:C595
Certifications held by Anatek Labs WA: EPA:WA00169; ID:WA00169; WA:C585; MT:Cert0095; FL(NELAP): E871099

Anatek Labs, Inc.

1282 Alturas Drive • Moscow, ID 83843 • (208) 883-2839 • Fax (208) 882-9246 • email moscow@anateklabs.com
504 E Sprague Ste. D • Spokane WA 99202 • (509) 838-3999 • Fax (509) 838-4433 • email spokane@anateklabs.com

Client: HALL ENVIRONMENTAL ANALYSIS LAB
Address: 4901 HAWKINS NE SUITE D
ALBUQUERQUE, NM 87109
Attn: ANDY FREEMAN

Batch #: 141030026
Project Name: 1410C82

Analytical Results Report

Sample Number	141030026-008	**Sampling Date**	10/28/2014	**Date/Time Received**	10/30/2014 11:10 AM
Client Sample ID	1410C82-002G / PSMW-13A	**Sampling Time**	11:00 AM	**Extraction Date**	11/3/2014
Matrix	Water	**Sample Location**			
Comments					

Parameter	Result	Units	PQL	Analysis Date	Analyst	Method	Qualifier
2-Naphthylamine	ND	ug/L	10	11/7/2014	TGT	EPA 8270C	
2-Nitroaniline	ND	ug/L	10	11/7/2014	TGT	EPA 8270C	
2-Nitrophenol	ND	ug/L	10	11/7/2014	TGT	EPA 8270C	
2-Picoline	ND	ug/L	10	11/7/2014	TGT	EPA 8270C	
3,3'-Dichlorobenzidine	ND	ug/L	10	11/7/2014	TGT	EPA 8270C	
3,3-Dimethylbenzidine	ND	ug/L	10	11/7/2014	TGT	EPA 8270C	
3+4-Methylphenol	ND	ug/L	10	11/7/2014	TGT	EPA 8270C	
3-Methylcholanthrene	ND	ug/L	10	11/7/2014	TGT	EPA 8270C	
3-Nitroaniline	ND	ug/L	10	11/7/2014	TGT	EPA 8270C	
4,6-Dinitro-2-methylphenol	ND	ug/L	10	11/7/2014	TGT	EPA 8270C	
4-Aminobiphenyl	ND	ug/L	10	11/7/2014	TGT	EPA 8270C	
4-Bromophenyl-phenylether	ND	ug/L	10	11/7/2014	TGT	EPA 8270C	
4-Chloro-3-methylphenol	ND	ug/L	5	11/7/2014	TGT	EPA 8270C	
4-Chloroaniline	ND	ug/L	10	11/7/2014	TGT	EPA 8270C	
4-Chlorophenyl-phenylether	ND	ug/L	10	11/7/2014	TGT	EPA 8270C	
4-Nitroaniline	ND	ug/L	10	11/7/2014	TGT	EPA 8270C	
4-Nitrophenol	ND	ug/L	10	11/7/2014	TGT	EPA 8270C	
4-Nitroquinoline-1-oxide	ND	ug/L	10	11/7/2014	TGT	EPA 8270C	
5-Nitro-o-toluidine	ND	ug/L	10	11/7/2014	TGT	EPA 8270C	
7,12-Dimethylbenz(a)anthracene	ND	ug/L	10	11/7/2014	TGT	EPA 8270C	
a,a-Dimethylphenethylamine	ND	ug/L	10	11/7/2014	TGT	EPA 8270C	
Acenaphthene	ND	ug/L	10	11/7/2014	TGT	EPA 8270C	
Acenaphthylene	ND	ug/L	10	11/7/2014	TGT	EPA 8270C	
Acetophenone	ND	ug/L	10	11/7/2014	TGT	EPA 8270C	

Anatek Labs, Inc.

1282 Alturas Drive • Moscow, ID 83843 • (208) 883-2839 • Fax (208) 882-9246 • email moscow@anateklabs.com
504 E Sprague Ste. D • Spokane WA 99202 • (509) 838-3999 • Fax (509) 838-4433 • email spokane@anateklabs.com

Client: HALL ENVIRONMENTAL ANALYSIS LAB
Address: 4901 HAWKINS NE SUITE D
ALBUQUERQUE, NM 87109
Attn: ANDY FREEMAN

Batch #: 141030026
Project Name: 1410C82

Analytical Results Report

Sample Number	141030026-008	**Sampling Date**	10/28/2014	**Date/Time Received**	10/30/2014 11:10 AM
Client Sample ID	1410C82-002G / PSMW-13A	**Sampling Time**	11:00 AM	**Extraction Date**	11/3/2014
Matrix	Water	**Sample Location**			
Comments					

Parameter	Result	Units	PQL	Analysis Date	Analyst	Method	Qualifier
Aniline	ND	ug/L	10	11/7/2014	TGT	EPA 8270C	
Anthracene	ND	ug/L	10	11/7/2014	TGT	EPA 8270C	
Aramite	ND	ug/L	10	11/7/2014	TGT	EPA 8270C	
Benzo(ghi)perylene	ND	ug/L	10	11/7/2014	TGT	EPA 8270C	
Benzo[a]anthracene	ND	ug/L	0.1	11/7/2014	TGT	EPA 8270C	
Benzo[a]pyrene	ND	ug/L	0.1	11/7/2014	TGT	EPA 8270C	
Benzo[b]fluoranthene	ND	ug/L	0.1	11/7/2014	TGT	EPA 8270C	
Benzo[k]fluoranthene	ND	ug/L	0.1	11/7/2014	TGT	EPA 8270C	
Benzyl alcohol	ND	ug/L	10	11/7/2014	TGT	EPA 8270C	
bis(2-Chloroethoxy)methane	ND	ug/L	10	11/7/2014	TGT	EPA 8270C	
bis(2-Chloroethyl)ether	ND	ug/L	10	11/7/2014	TGT	EPA 8270C	
bis(2-chloroisopropyl)ether	ND	ug/L	10	11/7/2014	TGT	EPA 8270C	
bis(2-Ethylhexyl)phthalate	ND	ug/L	5	11/7/2014	TGT	EPA 8270C	
Butylbenzylphthalate	ND	ug/L	10	11/7/2014	TGT	EPA 8270C	
Carbazole	ND	ug/L	10	11/7/2014	TGT	EPA 8270C	
Chlorobenzilate	ND	ug/L	10	11/7/2014	TGT	EPA 8270C	
Chrysene	ND	ug/L	0.1	11/7/2014	TGT	EPA 8270C	
Diallate	ND	ug/L	10	11/7/2014	TGT	EPA 8270C	
Dibenz[a,h]anthracene	ND	ug/L	0.1	11/7/2014	TGT	EPA 8270C	
Dibenzofuran	ND	ug/L	10	11/7/2014	TGT	EPA 8270C	
Diethylphthalate	ND	ug/L	10	11/7/2014	TGT	EPA 8270C	
Dimethoate	ND	ug/L	10	11/7/2014	TGT	EPA 8270C	
Dimethylphthalate	ND	ug/L	10	11/7/2014	TGT	EPA 8270C	
Di-n-butylphthalate	ND	ug/L	10	11/7/2014	TGT	EPA 8270C	

Anatek Labs, Inc.

1282 Alturas Drive • Moscow, ID 83843 • (208) 883-2839 • Fax (208) 882-9246 • email moscow@anateklabs.com
504 E Sprague Ste. D • Spokane WA 99202 • (509) 838-3999 • Fax (509) 838-4433 • email spokane@anateklabs.com

Client: HALL ENVIRONMENTAL ANALYSIS LAB
Address: 4901 HAWKINS NE SUITE D
ALBUQUERQUE, NM 87109
Attn: ANDY FREEMAN

Batch #: 141030026
Project Name: 1410C82

Analytical Results Report

Sample Number	141030026-008	**Sampling Date**	10/28/2014	**Date/Time Received**	10/30/2014 11:10 AM
Client Sample ID	1410C82-002G / PSMW-13A	**Sampling Time**	11:00 AM	**Extraction Date**	11/3/2014
Matrix	Water	**Sample Location**			
Comments					

Parameter	Result	Units	PQL	Analysis Date	Analyst	Method	Qualifier
Di-n-octylphthalate	ND	ug/L	10	11/7/2014	TGT	EPA 8270C	
diphenylamine	ND	ug/L	10	11/7/2014	TGT	EPA 8270C	
Disulfoton	ND	ug/L	10	11/7/2014	TGT	EPA 8270C	
Ethyl methanesulfonate	ND	ug/L	10	11/7/2014	TGT	EPA 8270C	
Ethyl parathion	ND	ug/L	10	11/7/2014	TGT	EPA 8270C	
Fluoranthene	ND	ug/L	10	11/7/2014	TGT	EPA 8270C	
Fluorene	ND	ug/L	10	11/7/2014	TGT	EPA 8270C	
Hexachlorobenzene	ND	ug/L	1	11/7/2014	TGT	EPA 8270C	
Hexachlorobutadiene	ND	ug/L	10	11/7/2014	TGT	EPA 8270C	
Hexachlorocyclopentadiene	ND	ug/L	10	11/7/2014	TGT	EPA 8270C	
Hexachloroethane	ND	ug/L	10	11/7/2014	TGT	EPA 8270C	
Hexachloropropene	ND	ug/L	10	11/7/2014	TGT	EPA 8270C	
Hexachorophene	ND	ug/L	10	11/7/2014	TGT	EPA 8270C	
Indeno[1,2,3-cd]pyrene	ND	ug/L	0.1	11/7/2014	TGT	EPA 8270C	
Isodrin	ND	ug/L	10	11/7/2014	TGT	EPA 8270C	
Isophorone	ND	ug/L	10	11/7/2014	TGT	EPA 8270C	
Isosafrole	ND	ug/L	10	11/7/2014	TGT	EPA 8270C	
Kepone	ND	ug/L	10	11/7/2014	TGT	EPA 8270C	
Methapyrilene	ND	ug/L	10	11/7/2014	TGT	EPA 8270C	
Methyl methanesulfonate	ND	ug/L	10	11/7/2014	TGT	EPA 8270C	
Methyl parathion	ND	ug/L	10	11/7/2014	TGT	EPA 8270C	
Naphthalene	ND	ug/L	10	11/7/2014	TGT	EPA 8270C	
Nitrobenzene	ND	ug/L	10	11/7/2014	TGT	EPA 8270C	
Nitrosodimethylamine	ND	ug/L	10	11/7/2014	TGT	EPA 8270C	

Anatek Labs, Inc.

1282 Alturas Drive • Moscow, ID 83843 • (208) 883-2839 • Fax (208) 882-9246 • email moscow@anateklabs.com
504 E Sprague Ste. D • Spokane WA 99202 • (509) 838-3999 • Fax (509) 838-4433 • email spokane@anateklabs.com

Client: HALL ENVIRONMENTAL ANALYSIS LAB
Address: 4901 HAWKINS NE SUITE D
ALBUQUERQUE, NM 87109
Attn: ANDY FREEMAN

Batch #: 141030026
Project Name: 1410C82

Analytical Results Report

Sample Number	141030026-008	**Sampling Date**	10/28/2014	**Date/Time Received**	10/30/2014 11:10 AM
Client Sample ID	1410C82-002G / PSMW-13A	**Sampling Time**	11:00 AM	**Extraction Date**	11/3/2014
Matrix	Water	**Sample Location**			
Comments					

Parameter	Result	Units	PQL	Analysis Date	Analyst	Method	Qualifier
n-nitrosodibutylamine	ND	ug/L	10	11/7/2014	TGT	EPA 8270C	
n-Nitrosodiethylamine	ND	ug/L	10	11/7/2014	TGT	EPA 8270C	
n-Nitroso-di-n-propylamine	ND	ug/L	10	11/7/2014	TGT	EPA 8270C	
n-Nitrosodiphenylamine	ND	ug/L	2	11/7/2014	TGT	EPA 8270C	
n-Nitrosomethylethylamine	ND	ug/L	2	11/7/2014	TGT	EPA 8270C	
n-Nitrosomorpholine	ND	ug/L	10	11/7/2014	TGT	EPA 8270C	
n-Nitrosopiperadine	ND	ug/L	10	11/7/2014	TGT	EPA 8270C	
n-Nitrosopyrrolidine	ND	ug/L	10	11/7/2014	TGT	EPA 8270C	
o,o,o-Triethyl phosphorothioate	ND	ug/L	10	11/7/2014	TGT	EPA 8270C	
o-Toluidine	ND	ug/L	2	11/7/2014	TGT	EPA 8270C	
p-(Dimethylamino)azobenzene	ND	ug/L	10	11/7/2014	TGT	EPA 8270C	
Pentachlorobenzene	ND	ug/L	10	11/7/2014	TGT	EPA 8270C	
Pentachloroethane	ND	ug/L	10	11/7/2014	TGT	EPA 8270C	
Pentachloronitrobenzene	ND	ug/L	10	11/7/2014	TGT	EPA 8270C	
Pentachlorophenol	ND	ug/L	10	11/7/2014	TGT	EPA 8270C	
Phenacetin	ND	ug/L	10	11/7/2014	TGT	EPA 8270C	
Phenanthrene	ND	ug/L	10	11/7/2014	TGT	EPA 8270C	
Phenol	ND	ug/L	5	11/7/2014	TGT	EPA 8270C	
Phorate	ND	ug/L	10	11/7/2014	TGT	EPA 8270C	
p-Phenylenediamine	ND	ug/L	10	11/7/2014	TGT	EPA 8270C	
Pronamide	ND	ug/L	10	11/7/2014	TGT	EPA 8270C	
Pyrene	ND	ug/L	10	11/7/2014	TGT	EPA 8270C	
Pyridine	ND	ug/L	10	11/7/2014	TGT	EPA 8270C	
Safrole	ND	ug/L	10	11/7/2014	TGT	EPA 8270C	

Anatek Labs, Inc.

1282 Alturas Drive • Moscow, ID 83843 • (208) 883-2839 • Fax (208) 882-9246 • email moscow@anateklabs.com
504 E Sprague Ste. D • Spokane WA 99202 • (509) 838-3999 • Fax (509) 838-4433 • email spokane@anateklabs.com

Client: HALL ENVIRONMENTAL ANALYSIS LAB
Address: 4901 HAWKINS NE SUITE D
ALBUQUERQUE, NM 87109
Attn: ANDY FREEMAN

Batch #: 141030026
Project Name: 1410C82

Analytical Results Report

Sample Number	141030026-008	**Sampling Date**	10/28/2014	**Date/Time Received**	10/30/2014 11:10 AM
Client Sample ID	1410C82-002G / PSMW-13A	**Sampling Time**	11:00 AM	**Extraction Date**	11/3/2014
Matrix	Water	**Sample Location**			
Comments					

Parameter	Result	Units	PQL	Analysis Date	Analyst	Method	Qualifier
Sulfotep	ND	ug/L	10	11/7/2014	TGT	EPA 8270C	
Thionazin	ND	ug/L	10	11/7/2014	TGT	EPA 8270C	
1,4-Dioxane	ND	ug/L	5	11/7/2014	TGT	EPA 8270C	
Famphur	ND	ug/L	5	11/7/2014	TGT	EPA 8270C	

Surrogate Data

Sample Number 141030026-008

Surrogate Standard	Method	Percent Recovery	Control Limits
2,4,6-Tribromophenol	EPA 8270C	111.0	10-123
2-Fluorobiphenyl	EPA 8270C	94.4	19-130
2-Fluorophenol	EPA 8270C	84.0	21-110
Nitrobenzene-d5	EPA 8270C	101.6	25-130
Phenol-d5	EPA 8270C	90.4	10-125
Terphenyl-d14	EPA 8270C	76.0	33-141

Certifications held by Anatek Labs ID: EPA:ID00013; AZ:0701; CO:ID00013; FL(NELAP):E87893; ID:ID00013; MT:CERT0028; NM: ID00013; OR:ID200001-002; WA:C595
Certifications held by Anatek Labs WA: EPA:WA00169; ID:WA00169; WA:C585; MT:Cert0095; FL(NELAP): E871099

Anatek Labs, Inc.

1282 Alturas Drive • Moscow, ID 83843 • (208) 883-2839 • Fax (208) 882-9246 • email moscow@anateklabs.com
504 E Sprague Ste. D • Spokane WA 99202 • (509) 838-3999 • Fax (509) 838-4433 • email spokane@anateklabs.com

Client: HALL ENVIRONMENTAL ANALYSIS LAB
Address: 4901 HAWKINS NE SUITE D
ALBUQUERQUE, NM 87109
Attn: ANDY FREEMAN

Batch #: 141030026
Project Name: 1410C82

Analytical Results Report

Sample Number	141030026-013	**Sampling Date**	10/28/2014	**Date/Time Received**	10/30/2014 11:10 AM
Client Sample ID	1410C82-003G / PSMW-10	**Sampling Time**	12:35 PM	**Extraction Date**	11/3/2014
Matrix	Water	**Sample Location**			
Comments					

Parameter	Result	Units	PQL	Analysis Date	Analyst	Method	Qualifier
1,2,4,5-Tetrachlorobenzene	ND	ug/L	10	11/7/2014	TGT	EPA 8270C	
1,2,4-Trichlorobenzene	ND	ug/L	10	11/7/2014	TGT	EPA 8270C	
1,2-Dichlorobenzene	ND	ug/L	10	11/7/2014	TGT	EPA 8270C	
1,3,5-TNB	ND	ug/L	10	11/7/2014	TGT	EPA 8270C	
1,3-Dichlorobenzene	ND	ug/L	10	11/7/2014	TGT	EPA 8270C	
1,3-DNB	ND	ug/L	10	11/7/2014	TGT	EPA 8270C	
1,4-Dichlorobenzene	ND	ug/L	10	11/7/2014	TGT	EPA 8270C	
1,4-Naphthoquinone	ND	ug/L	10	11/7/2014	TGT	EPA 8270C	
1-Naphthylamine	ND	ug/L	10	11/7/2014	TGT	EPA 8270C	
2,3,4,6-Tetrachlorophenol	ND	ug/L	10	11/7/2014	TGT	EPA 8270C	
2,3,5,6-Tetrachlorophenol	ND	ug/L	10	11/7/2014	TGT	EPA 8270C	
2,4,5-Trichlorophenol	ND	ug/L	10	11/7/2014	TGT	EPA 8270C	
2,4,6-Trichlorophenol	ND	ug/L	10	11/7/2014	TGT	EPA 8270C	
2,4-Dichlorophenol	ND	ug/L	10	11/7/2014	TGT	EPA 8270C	
2,4-Dimethylphenol	ND	ug/L	10	11/7/2014	TGT	EPA 8270C	
2,4-Dinitrophenol	ND	ug/L	10	11/7/2014	TGT	EPA 8270C	
2,4-Dinitrotoluene	ND	ug/L	10	11/7/2014	TGT	EPA 8270C	
2,6-Dichlorophenol	ND	ug/L	10	11/7/2014	TGT	EPA 8270C	
2,6-Dinitrotoluene	ND	ug/L	10	11/7/2014	TGT	EPA 8270C	
2-Acetylaminofluorene	ND	ug/L	10	11/7/2014	TGT	EPA 8270C	
2-Chloronaphthalene	ND	ug/L	10	11/7/2014	TGT	EPA 8270C	
2-Chlorophenol	ND	ug/L	10	11/7/2014	TGT	EPA 8270C	
2-Methylnaphthalene	ND	ug/L	10	11/7/2014	TGT	EPA 8270C	
2-Methylphenol	ND	ug/L	10	11/7/2014	TGT	EPA 8270C	

Certifications held by Anatek Labs ID: EPA:ID00013; AZ:0701; CO:ID00013; FL(NELAP):E87893; ID:ID00013; MT:CERT0028; NM: ID00013; OR:ID200001-002; WA:C595
Certifications held by Anatek Labs WA: EPA:WA00169; ID:WA00169; WA:C586; MT:Cert0095; FL(NELAP): E871099

Anatek Labs, Inc.

1282 Alturas Drive • Moscow, ID 83843 • (208) 883-2839 • Fax (208) 882-9246 • email moscow@anateklabs.com
504 E Sprague Ste. D • Spokane WA 99202 • (509) 838-3999 • Fax (509) 838-4433 • email spokane@anateklabs.com

Client: HALL ENVIRONMENTAL ANALYSIS LAB
Address: 4901 HAWKINS NE SUITE D
ALBUQUERQUE, NM 87109
Attn: ANDY FREEMAN

Batch #: 141030026
Project Name: 1410C82

Analytical Results Report

Sample Number	141030026-013	**Sampling Date**	10/28/2014	**Date/Time Received**	10/30/2014 11:10 AM
Client Sample ID	1410C82-003G / PSMW-10	**Sampling Time**	12:35 PM	**Extraction Date**	11/3/2014
Matrix	Water	**Sample Location**			
Comments					

Parameter	Result	Units	PQL	Analysis Date	Analyst	Method	Qualifier
2-Naphthylamine	ND	ug/L	10	11/7/2014	TGT	EPA 8270C	
2-Nitroaniline	ND	ug/L	10	11/7/2014	TGT	EPA 8270C	
2-Nitrophenol	ND	ug/L	10	11/7/2014	TGT	EPA 8270C	
2-Picoline	ND	ug/L	10	11/7/2014	TGT	EPA 8270C	
3,3'-Dichlorobenzidine	ND	ug/L	10	11/7/2014	TGT	EPA 8270C	
3,3-Dimethylbenzidine	ND	ug/L	10	11/7/2014	TGT	EPA 8270C	
3+4-Methylphenol	ND	ug/L	10	11/7/2014	TGT	EPA 8270C	
3-Methylcholanthrene	ND	ug/L	10	11/7/2014	TGT	EPA 8270C	
3-Nitroaniline	ND	ug/L	10	11/7/2014	TGT	EPA 8270C	
4,6-Dinitro-2-methylphenol	ND	ug/L	10	11/7/2014	TGT	EPA 8270C	
4-Aminobiphenyl	ND	ug/L	10	11/7/2014	TGT	EPA 8270C	
4-Bromophenyl-phenylether	ND	ug/L	10	11/7/2014	TGT	EPA 8270C	
4-Chloro-3-methylphenol	ND	ug/L	5	11/7/2014	TGT	EPA 8270C	
4-Chloroaniline	ND	ug/L	10	11/7/2014	TGT	EPA 8270C	
4-Chlorophenyl-phenylether	ND	ug/L	10	11/7/2014	TGT	EPA 8270C	
4-Nitroaniline	ND	ug/L	10	11/7/2014	TGT	EPA 8270C	
4-Nitrophenol	ND	ug/L	10	11/7/2014	TGT	EPA 8270C	
4-Nitroquinoline-1-oxide	ND	ug/L	10	11/7/2014	TGT	EPA 8270C	
5-Nitro-o-toluidine	ND	ug/L	10	11/7/2014	TGT	EPA 8270C	
7,12-Dimethylbenz(a)anthracene	ND	ug/L	10	11/7/2014	TGT	EPA 8270C	
a,a-Dimethylphenethylamine	ND	ug/L	10	11/7/2014	TGT	EPA 8270C	
Acenaphthene	ND	ug/L	10	11/7/2014	TGT	EPA 8270C	
Acenaphthylene	ND	ug/L	10	11/7/2014	TGT	EPA 8270C	
Acetophenone	ND	ug/L	10	11/7/2014	TGT	EPA 8270C	

Anatek Labs, Inc.

1282 Alturas Drive • Moscow, ID 83843 • (208) 883-2839 • Fax (208) 882-9246 • email moscow@anateklabs.com
504 E Sprague Ste. D • Spokane WA 99202 • (509) 838-3999 • Fax (509) 838-4433 • email spokane@anateklabs.com

Client: HALL ENVIRONMENTAL ANALYSIS LAB
Address: 4901 HAWKINS NE SUITE D
ALBUQUERQUE, NM 87109
Attn: ANDY FREEMAN

Batch #: 141030026
Project Name: 1410C82

Analytical Results Report

Sample Number	141030026-013	**Sampling Date**	10/28/2014	**Date/Time Received**	10/30/2014 11:10 AM
Client Sample ID	1410C82-003G / PSMW-10	**Sampling Time**	12:35 PM	**Extraction Date**	11/3/2014
Matrix	Water	**Sample Location**			
Comments					

Parameter	Result	Units	PQL	Analysis Date	Analyst	Method	Qualifier
Aniline	ND	ug/L	10	11/7/2014	TGT	EPA 8270C	
Anthracene	ND	ug/L	10	11/7/2014	TGT	EPA 8270C	
Aramite	ND	ug/L	10	11/7/2014	TGT	EPA 8270C	
Benzo(ghi)perylene	ND	ug/L	10	11/7/2014	TGT	EPA 8270C	
Benzo[a]anthracene	ND	ug/L	0.1	11/7/2014	TGT	EPA 8270C	
Benzo[a]pyrene	ND	ug/L	0.1	11/7/2014	TGT	EPA 8270C	
Benzo[b]fluoranthene	ND	ug/L	0.1	11/7/2014	TGT	EPA 8270C	
Benzo[k]fluoranthene	ND	ug/L	0.1	11/7/2014	TGT	EPA 8270C	
Benzyl alcohol	ND	ug/L	10	11/7/2014	TGT	EPA 8270C	
bis(2-Chloroethoxy)methane	ND	ug/L	10	11/7/2014	TGT	EPA 8270C	
bis(2-Chloroethyl)ether	ND	ug/L	10	11/7/2014	TGT	EPA 8270C	
bis(2-chloroisopropyl)ether	ND	ug/L	10	11/7/2014	TGT	EPA 8270C	
bis(2-Ethylhexyl)phthalate	ND	ug/L	5	11/7/2014	TGT	EPA 8270C	
Butylbenzylphthalate	ND	ug/L	10	11/7/2014	TGT	EPA 8270C	
Carbazole	ND	ug/L	10	11/7/2014	TGT	EPA 8270C	
Chlorobenzilate	ND	ug/L	10	11/7/2014	TGT	EPA 8270C	
Chrysene	ND	ug/L	0.1	11/7/2014	TGT	EPA 8270C	
Diallate	ND	ug/L	10	11/7/2014	TGT	EPA 8270C	
Dibenz[a,h]anthracene	ND	ug/L	0.1	11/7/2014	TGT	EPA 8270C	
Dibenzofuran	ND	ug/L	10	11/7/2014	TGT	EPA 8270C	
Diethylphthalate	ND	ug/L	10	11/7/2014	TGT	EPA 8270C	
Dimethoate	ND	ug/L	10	11/7/2014	TGT	EPA 8270C	
Dimethylphthalate	ND	ug/L	10	11/7/2014	TGT	EPA 8270C	
Di-n-butylphthalate	ND	ug/L	10	11/7/2014	TGT	EPA 8270C	

Anatek Labs, Inc.

1282 Alturas Drive • Moscow, ID 83843 • (208) 883-2839 • Fax (208) 882-9246 • email moscow@anateklabs.com
504 E Sprague Ste. D • Spokane WA 99202 • (509) 838-3999 • Fax (509) 838-4433 • email spokane@anateklabs.com

Client: HALL ENVIRONMENTAL ANALYSIS LAB
Address: 4901 HAWKINS NE SUITE D
ALBUQUERQUE, NM 87109
Attn: ANDY FREEMAN

Batch #: 141030026
Project Name: 1410C82

Analytical Results Report

Sample Number	141030026-013	**Sampling Date**	10/28/2014	**Date/Time Received**	10/30/2014 11:10 AM
Client Sample ID	1410C82-003G / PSMW-10	**Sampling Time**	12:35 PM	**Extraction Date**	11/3/2014
Matrix	Water	**Sample Location**			
Comments					

Parameter	Result	Units	PQL	Analysis Date	Analyst	Method	Qualifier
Di-n-octylphthalate	ND	ug/L	10	11/7/2014	TGT	EPA 8270C	
diphenylamine	ND	ug/L	10	11/7/2014	TGT	EPA 8270C	
Disulfoton	ND	ug/L	10	11/7/2014	TGT	EPA 8270C	
Ethyl methanesulfonate	ND	ug/L	10	11/7/2014	TGT	EPA 8270C	
Ethyl parathion	ND	ug/L	10	11/7/2014	TGT	EPA 8270C	
Fluoranthene	ND	ug/L	10	11/7/2014	TGT	EPA 8270C	
Fluorene	ND	ug/L	10	11/7/2014	TGT	EPA 8270C	
Hexachlorobenzene	ND	ug/L	1	11/7/2014	TGT	EPA 8270C	
Hexachlorobutadiene	ND	ug/L	10	11/7/2014	TGT	EPA 8270C	
Hexachlorocyclopentadiene	ND	ug/L	10	11/7/2014	TGT	EPA 8270C	
Hexachloroethane	ND	ug/L	10	11/7/2014	TGT	EPA 8270C	
Hexachloropropene	ND	ug/L	10	11/7/2014	TGT	EPA 8270C	
Hexachorophene	ND	ug/L	10	11/7/2014	TGT	EPA 8270C	
Indeno[1,2,3-cd]pyrene	ND	ug/L	0.1	11/7/2014	TGT	EPA 8270C	
Isodrin	ND	ug/L	10	11/7/2014	TGT	EPA 8270C	
Isophorone	ND	ug/L	10	11/7/2014	TGT	EPA 8270C	
Isosafrole	ND	ug/L	10	11/7/2014	TGT	EPA 8270C	
Kepone	ND	ug/L	10	11/7/2014	TGT	EPA 8270C	
Methapyrilene	ND	ug/L	10	11/7/2014	TGT	EPA 8270C	
Methyl methanesulfonate	ND	ug/L	10	11/7/2014	TGT	EPA 8270C	
Methyl parathion	ND	ug/L	10	11/7/2014	TGT	EPA 8270C	
Naphthalene	ND	ug/L	10	11/7/2014	TGT	EPA 8270C	
Nitrobenzene	ND	ug/L	10	11/7/2014	TGT	EPA 8270C	
Nitrosodimethylamine	ND	ug/L	10	11/7/2014	TGT	EPA 8270C	

Anatek Labs, Inc.

1282 Alturas Drive • Moscow, ID 83843 • (208) 883-2839 • Fax (208) 882-9246 • email moscow@anateklabs.com
504 E Sprague Ste. D • Spokane WA 99202 • (509) 838-3999 • Fax (509) 838-4433 • email spokane@anateklabs.com

Client: HALL ENVIRONMENTAL ANALYSIS LAB
Address: 4901 HAWKINS NE SUITE D
ALBUQUERQUE, NM 87109
Attn: ANDY FREEMAN

Batch #: 141030026
Project Name: 1410C82

Analytical Results Report

Sample Number	141030026-013	**Sampling Date**	10/28/2014	**Date/Time Received**	10/30/2014 11:10 AM
Client Sample ID	1410C82-003G / PSMW-10	**Sampling Time**	12:35 PM	**Extraction Date**	11/3/2014
Matrix	Water	**Sample Location**			
Comments					

Parameter	Result	Units	PQL	Analysis Date	Analyst	Method	Qualifier
n-nitrosodibutylamine	ND	ug/L	10	11/7/2014	TGT	EPA 8270C	
n-Nitrosodiethylamine	ND	ug/L	10	11/7/2014	TGT	EPA 8270C	
n-Nitroso-di-n-propylamine	ND	ug/L	10	11/7/2014	TGT	EPA 8270C	
n-Nitrosodiphenylamine	ND	ug/L	2	11/7/2014	TGT	EPA 8270C	
n-Nitrosomethylethylamine	ND	ug/L	2	11/7/2014	TGT	EPA 8270C	
n-Nitrosomorpholine	ND	ug/L	10	11/7/2014	TGT	EPA 8270C	
n-Nitrosopiperadine	ND	ug/L	10	11/7/2014	TGT	EPA 8270C	
n-Nitrosopyrrolidine	ND	ug/L	10	11/7/2014	TGT	EPA 8270C	
o,o,o-Triethyl phosphorothioate	ND	ug/L	10	11/7/2014	TGT	EPA 8270C	
o-Toluidine	ND	ug/L	2	11/7/2014	TGT	EPA 8270C	
p-(Dimethylamino)azobenzene	ND	ug/L	10	11/7/2014	TGT	EPA 8270C	
Pentachlorobenzene	ND	ug/L	10	11/7/2014	TGT	EPA 8270C	
Pentachloroethane	ND	ug/L	10	11/7/2014	TGT	EPA 8270C	
Pentachloronitrobenzene	ND	ug/L	10	11/7/2014	TGT	EPA 8270C	
Pentachlorophenol	ND	ug/L	10	11/7/2014	TGT	EPA 8270C	
Phenacetin	ND	ug/L	10	11/7/2014	TGT	EPA 8270C	
Phenanthrene	ND	ug/L	10	11/7/2014	TGT	EPA 8270C	
Phenol	ND	ug/L	5	11/7/2014	TGT	EPA 8270C	
Phorate	ND	ug/L	10	11/7/2014	TGT	EPA 8270C	
p-Phenylenediamine	ND	ug/L	10	11/7/2014	TGT	EPA 8270C	
Pronamide	ND	ug/L	10	11/7/2014	TGT	EPA 8270C	
Pyrene	ND	ug/L	10	11/7/2014	TGT	EPA 8270C	
Pyridine	ND	ug/L	10	11/7/2014	TGT	EPA 8270C	
Safrole	ND	ug/L	10	11/7/2014	TGT	EPA 8270C	

Anatek Labs, Inc.

1282 Alturas Drive • Moscow, ID 83843 • (208) 883-2839 • Fax (208) 882-9246 • email moscow@anateklabs.com
504 E Sprague Ste. D • Spokane WA 99202 • (509) 838-3999 • Fax (509) 838-4433 • email spokane@anateklabs.com

Client:	HALL ENVIRONMENTAL ANALYSIS LAB	**Batch #:**	141030026
Address:	4901 HAWKINS NE SUITE D ALBUQUERQUE, NM 87109	**Project Name:**	1410C82
Attn:	ANDY FREEMAN		

Analytical Results Report

Sample Number	141030026-013	**Sampling Date**	10/28/2014	**Date/Time Received**	10/30/2014 11:10 AM
Client Sample ID	1410C82-003G / PSMW-10	**Sampling Time**	12:35 PM	**Extraction Date**	11/3/2014
Matrix	Water	**Sample Location**			
Comments					

Parameter	Result	Units	PQL	Analysis Date	Analyst	Method	Qualifier
Sulfotep	ND	ug/L	10	11/7/2014	TGT	EPA 8270C	
Thionazin	ND	ug/L	10	11/7/2014	TGT	EPA 8270C	
1,4-Dioxane	ND	ug/L	5	11/7/2014	TGT	EPA 8270C	
Famphur	ND	ug/L	5	11/7/2014	TGT	EPA 8270C	

Surrogate Data

Sample Number 141030026-013

Surrogate Standard	Method	Percent Recovery	Control Limits
2,4,6-Tribromophenol	EPA 8270C	49.6	10-123
2-Fluorobiphenyl	EPA 8270C	93.6	19-130
2-Fluorophenol	EPA 8270C	82.4	21-110
Nitrobenzene-d5	EPA 8270C	99.2	25-130
Phenol-d5	EPA 8270C	89.0	10-125
Terphenyl-d14	EPA 8270C	86.0	33-141

Authorized Signature

John Coddington, Lab Manager

MCL EPA's Maximum Contaminant Level
ND Not Detected
PQL Practical Quantitation Limit

This report shall not be reproduced except in full, without the written approval of the laboratory.
The results reported relate only to the samples indicated.
Soil/solid results are reported on a dry-weight basis unless otherwise noted.

Certifications held by Anatek Labs ID: EPA:ID00013; AZ:0701; CO:ID00013; FL(NELAP):E87893; ID:ID00013; MT:CERT0028; NM: ID00013; OR:ID200001-002; WA:C595
Certifications held by Anatek Labs WA: EPA:WA00169; ID:WA00169; WA:C585; MT:Cert0095; FL(NELAP): E871099

Anatek Labs, Inc.

1282 Alturas Drive • Moscow, ID 83843 • (208) 883-2839 • Fax (208) 882-9246 • email moscow@anateklabs.com
504 E Sprague Ste. D • Spokane WA 99202 • (509) 838-3999 • Fax (509) 838-4433 • email spokane@anateklabs.com

Client: HALL ENVIRONMENTAL ANALYSIS LAB
Address: 4901 HAWKINS NE SUITE D
ALBUQUERQUE, NM 87109
Attn: ANDY FREEMAN

Batch #: 141030026
Project Name: 1410C82

Analytical Results Report
Quality Control Data

Lab Control Sample

Parameter	LCS Result	Units	LCS Spike	%Rec	AR %Rec	Prep Date	Analysis Date
Pyrene	5.24	ug/L	5	104.8	45-138	11/3/2014	11/7/2014
Phenol	4.22	ug/L	5	84.4	45-134	11/3/2014	11/7/2014
Pentachlorophenol	4.05	ug/L	5	81.0	22-138	11/3/2014	11/7/2014
n-Nitroso-di-n-propylamine	5.34	ug/L	5	106.8	46-135	11/3/2014	11/7/2014
bis(2-Ethylhexyl)phthalate	5.54	ug/L	5	110.8	43-142	11/3/2014	11/7/2014
Acenaphthene	5.15	ug/L	5	103.0	36-122	11/3/2014	11/7/2014
4-Nitrophenol	4.20	ug/L	5	84.0	19-137	11/3/2014	11/7/2014
4-Chloro-3-methylphenol	5.39	ug/L	5	107.8	42-139	11/3/2014	11/7/2014
2-Chlorophenol	4.71	ug/L	5	94.2	50-131	11/3/2014	11/7/2014
2,4-Dinitrotoluene	5.20	ug/L	5	104.0	49-134	11/3/2014	11/7/2014
1,4-Dichlorobenzene	3.74	ug/L	5	74.8	28-108	11/3/2014	11/7/2014
1,2,4-Trichlorobenzene	3.82	ug/L	5	76.4	33-109	11/3/2014	11/7/2014

Matrix Spike

Sample Number	Parameter	Sample Result	MS Result	Units	MS Spike	%Rec	AR %Rec	Prep Date	Analysis Date
141030026-008	Pyrene	ND	4.90	ug/L	5	98.0	45-138	11/3/2014	11/7/2014
141030026-008	Phenol	ND	4.04	ug/L	5	80.8	45-134	11/3/2014	11/7/2014
141030026-008	Pentachlorophenol	ND	4.65	ug/L	5	93.0	22-138	11/3/2014	11/7/2014
141030026-008	n-Nitroso-di-n-propylamine	ND	5.14	ug/L	5	102.8	46-135	11/3/2014	11/7/2014
141030026-008	bis(2-Ethylhexyl)phthalate	ND	10.3	ug/L	5	206.0	43-142	11/3/2014	11/7/2014
141030026-008	Acenaphthene	ND	4.97	ug/L	5	99.4	36-122	11/3/2014	11/7/2014
141030026-008	4-Nitrophenol	ND	3.99	ug/L	5	79.8	19-137	11/3/2014	11/7/2014
141030026-008	4-Chloro-3-methylphenol	ND	5.22	ug/L	5	104.4	42-139	11/3/2014	11/7/2014
141030026-008	2-Chlorophenol	ND	4.60	ug/L	5	92.0	50-131	11/3/2014	11/7/2014
141030026-008	2,4-Dinitrotoluene	ND	5.02	ug/L	5	100.4	49-134	11/3/2014	11/7/2014
141030026-008	1,4-Dichlorobenzene	ND	3.55	ug/L	5	71.0	28-108	11/3/2014	11/7/2014
141030026-008	1,2,4-Trichlorobenzene	ND	3.68	ug/L	5	73.6	33-109	11/3/2014	11/7/2014

Comments:

Certifications held by Anatek Labs ID: EPA:ID00013; AZ:0701; CO:ID00013; FL(NELAP):E87893; ID:ID00013; MT:CERT0028; NM: ID00013; OR:ID200001-002; WA:C595
Certifications held by Anatek Labs WA: EPA:WA00169; ID:WA00169; WA:C585; MT:Cert0095; FL(NELAP): E871099

Anatek Labs, Inc.

1282 Alturas Drive • Moscow, ID 83843 • (208) 883-2839 • Fax (208) 882-9246 • email moscow@anateklabs.com
504 E Sprague Ste. D • Spokane WA 99202 • (509) 838-3999 • Fax (509) 838-4433 • email spokane@anateklabs.com

Client: HALL ENVIRONMENTAL ANALYSIS LAB
Address: 4901 HAWKINS NE SUITE D
ALBUQUERQUE, NM 87109
Attn: ANDY FREEMAN

Batch #: 141030026
Project Name: 1410C82

Analytical Results Report

Quality Control Data

Method Blank

Parameter	Result	Units	PQL	Prep Date	Analysis Date
1,2,4,5-Tetrachlorobenzene	ND	ug/L	10	11/3/2014	11/7/2014
1,2,4-Trichlorobenzene	ND	ug/L	10	11/3/2014	11/7/2014
1,2-Dichlorobenzene	ND	ug/L	10	11/3/2014	11/7/2014
1,3,5-TNB	ND	ug/L	10	11/3/2014	11/7/2014
1,3-Dichlorobenzene	ND	ug/L	10	11/3/2014	11/7/2014
1,3-DNB	ND	ug/L	10	11/3/2014	11/7/2014
1,4-Dichlorobenzene	ND	ug/L	10	11/3/2014	11/7/2014
1,4-Naphthoquinone	ND	ug/L	10	11/3/2014	11/7/2014
1-Naphthylamine	ND	ug/L	10	11/3/2014	11/7/2014
2,3,4,6-Tetrachlorophenol	ND	ug/L	10	11/3/2014	11/7/2014
2,3,5,6-Tetrachlorophenol	ND	ug/L	10	11/3/2014	11/7/2014
2,4,5-Trichlorophenol	ND	ug/L	10	11/3/2014	11/7/2014
2,4,6-Trichlorophenol	ND	ug/L	10	11/3/2014	11/7/2014
2,4-Dichlorophenol	ND	ug/L	10	11/3/2014	11/7/2014
2,4-Dimethylphenol	ND	ug/L	10	11/3/2014	11/7/2014
2,4-Dinitrophenol	ND	ug/L	10	11/3/2014	11/7/2014
2,4-Dinitrotoluene	ND	ug/L	10	11/3/2014	11/7/2014
2,6-Dichlorophenol	ND	ug/L	10	11/3/2014	11/7/2014
2,6-Dinitrotoluene	ND	ug/L	10	11/3/2014	11/7/2014
2-Acetylaminofluorene	ND	ug/L	10	11/3/2014	11/7/2014
2-Chloronaphthalene	ND	ug/L	10	11/3/2014	11/7/2014
2-Chlorophenol	ND	ug/L	10	11/3/2014	11/7/2014
2-Methylnaphthalene	ND	ug/L	10	11/3/2014	11/7/2014
2-Methylphenol	ND	ug/L	10	11/3/2014	11/7/2014
2-Naphthylamine	ND	ug/L	10	11/3/2014	11/7/2014
2-Nitroaniline	ND	ug/L	10	11/3/2014	11/7/2014
2-Nitrophenol	ND	ug/L	10	11/3/2014	11/7/2014
2-Picoline	ND	ug/L	10	11/3/2014	11/7/2014
3,3'-Dichlorobenzidine	ND	ug/L	10	11/3/2014	11/7/2014
3,3-Dimethylbenzidine	ND	ug/L	10	11/3/2014	11/7/2014
3+4-Methylphenol	ND	ug/L	10	11/3/2014	11/7/2014
3-Methylcholanthrene	ND	ug/L	10	11/3/2014	11/7/2014

Comments:

Certifications held by Anatek Labs ID: EPA:ID00013; AZ:0701; CO:ID00013; FL(NELAP):E87893; ID:ID00013; MT:CERT0028; NM: ID00013; OR:ID200001-002; WA:C595
Certifications held by Anatek Labs WA: EPA:WA00169; ID:WA00169; WA:C585; MT:Cert0095; FL(NELAP): E871099

Anatek Labs, Inc.

1282 Alturas Drive • Moscow, ID 83843 • (208) 883-2839 • Fax (208) 882-9246 • email moscow@anateklabs.com
504 E Sprague Ste. D • Spokane WA 99202 • (509) 838-3999 • Fax (509) 838-4433 • email spokane@anateklabs.com

Client: HALL ENVIRONMENTAL ANALYSIS LAB
Address: 4901 HAWKINS NE SUITE D
ALBUQUERQUE, NM 87109
Attn: ANDY FREEMAN

Batch #: 141030026
Project Name: 1410C82

Analytical Results Report
Quality Control Data

Method Blank

Parameter	Result	Units	PQL	Prep Date	Analysis Date
3-Nitroaniline	ND	ug/L	10	11/3/2014	11/7/2014
4,6-Dinitro-2-methylphenol	ND	ug/L	10	11/3/2014	11/7/2014
4-Aminobiphenyl	ND	ug/L	10	11/3/2014	11/7/2014
4-Bromophenyl-phenylether	ND	ug/L	10	11/3/2014	11/7/2014
4-Chloro-3-methylphenol	ND	ug/L	5	11/3/2014	11/7/2014
4-Chloroaniline	ND	ug/L	10	11/3/2014	11/7/2014
4-Chlorophenyl-phenylether	ND	ug/L	10	11/3/2014	11/7/2014
4-Nitroaniline	ND	ug/L	10	11/3/2014	11/7/2014
4-Nitrophenol	ND	ug/L	10	11/3/2014	11/7/2014
4-Nitroquinoline-1-oxide	ND	ug/L	10	11/3/2014	11/7/2014
5-Nitro-o-toluidine	ND	ug/L	10	11/3/2014	11/7/2014
7,12-Dimethylbenz(a)anthracene	ND	ug/L	10	11/3/2014	11/7/2014
a,a-Dimethylphenethylamine	ND	ug/L	10	11/3/2014	11/7/2014
Acenaphthene	ND	ug/L	10	11/3/2014	11/7/2014
Acenaphthylene	ND	ug/L	10	11/3/2014	11/7/2014
Acetophenone	ND	ug/L	10	11/3/2014	11/7/2014
Aniline	ND	ug/L	10	11/3/2014	11/7/2014
Anthracene	ND	ug/L	10	11/3/2014	11/7/2014
Aramite	ND	ug/L	10	11/3/2014	11/7/2014
Benzo(ghi)perylene	ND	ug/L	10	11/3/2014	11/7/2014
Benzo[a]anthracene	ND	ug/L	0.1	11/3/2014	11/7/2014
Benzo[a]pyrene	ND	ug/L	0.1	11/3/2014	11/7/2014
Benzo[b]fluoranthene	ND	ug/L	0.1	11/3/2014	11/7/2014
Benzo[k]fluoranthene	ND	ug/L	0.1	11/3/2014	11/7/2014
Benzyl alcohol	ND	ug/L	10	11/3/2014	11/7/2014
bis(2-Chloroethoxy)methane	ND	ug/L	10	11/3/2014	11/7/2014
bis(2-Chloroethyl)ether	ND	ug/L	10	11/3/2014	11/7/2014
bis(2-chloroisopropyl)ether	ND	ug/L	10	11/3/2014	11/7/2014
bis(2-Ethylhexyl)phthalate	ND	ug/L	5	11/3/2014	11/7/2014
Butylbenzylphthalate	ND	ug/L	10	11/3/2014	11/7/2014
Carbazole	ND	ug/L	10	11/3/2014	11/7/2014
Chlorobenzilate	ND	ug/L	10	11/3/2014	11/7/2014

Comments:

Certifications held by Anatek Labs ID: EPA:ID00013; AZ:0701; CO:ID00013; FL(NELAP):E87893; ID:ID00013; MT:CERT0028; NM: ID00013; OR:ID200001-002; WA:C595
Certifications held by Anatek Labs WA: EPA:WA00169; ID:WA00169; WA:C585; MT:Cert0095; FL(NELAP): E871099

Anatek Labs, Inc.

1282 Alturas Drive • Moscow, ID 83843 • (208) 883-2839 • Fax (208) 882-9246 • email moscow@anateklabs.com
504 E Sprague Ste. D • Spokane WA 99202 • (509) 838-3999 • Fax (509) 838-4433 • email spokane@anateklabs.com

Client: HALL ENVIRONMENTAL ANALYSIS LAB
Address: 4901 HAWKINS NE SUITE D
ALBUQUERQUE, NM 87109
Attn: ANDY FREEMAN

Batch #: 141030026
Project Name: 1410C82

Analytical Results Report
Quality Control Data

Method Blank

Parameter	Result	Units	PQL	Prep Date	Analysis Date
Chrysene	ND	ug/L	0.1	11/3/2014	11/7/2014
Diallate	ND	ug/L	10	11/3/2014	11/7/2014
Dibenz[a,h]anthracene	ND	ug/L	0.1	11/3/2014	11/7/2014
Dibenzofuran	ND	ug/L	10	11/3/2014	11/7/2014
Diethylphthalate	ND	ug/L	10	11/3/2014	11/7/2014
Dimethoate	ND	ug/L	10	11/3/2014	11/7/2014
Dimethylphthalate	ND	ug/L	10	11/3/2014	11/7/2014
Di-n-butylphthalate	ND	ug/L	10	11/3/2014	11/7/2014
Di-n-octylphthalate	ND	ug/L	10	11/3/2014	11/7/2014
diphenylamine	ND	ug/L	10	11/3/2014	11/7/2014
Disulfoton	ND	ug/L	10	11/3/2014	11/7/2014
Ethyl methanesulfonate	ND	ug/L	10	11/3/2014	11/7/2014
Ethyl parathion	ND	ug/L	10	11/3/2014	11/7/2014
Fluoranthene	ND	ug/L	10	11/3/2014	11/7/2014
Fluorene	ND	ug/L	10	11/3/2014	11/7/2014
Hexachlorobenzene	ND	ug/L	1	11/3/2014	11/7/2014
Hexachlorobutadiene	ND	ug/L	10	11/3/2014	11/7/2014
Hexachlorocyclopentadiene	ND	ug/L	10	11/3/2014	11/7/2014
Hexachloroethane	ND	ug/L	10	11/3/2014	11/7/2014
Hexachloropropene	ND	ug/L	10	11/3/2014	11/7/2014
Hexachorophene	ND	ug/L	10	11/3/2014	11/7/2014
Indeno[1,2,3-cd]pyrene	ND	ug/L	0.1	11/3/2014	11/7/2014
Isodrin	ND	ug/L	10	11/3/2014	11/7/2014
Isophorone	ND	ug/L	10	11/3/2014	11/7/2014
Isosafrole	ND	ug/L	10	11/3/2014	11/7/2014
Kepone	ND	ug/L	10	11/3/2014	11/7/2014
Methapyrilene	ND	ug/L	10	11/3/2014	11/7/2014
Methyl methanesulfonate	ND	ug/L	10	11/3/2014	11/7/2014
Methyl parathion	ND	ug/L	10	11/3/2014	11/7/2014
Naphthalene	ND	ug/L	10	11/3/2014	11/7/2014
Nitrobenzene	ND	ug/L	10	11/3/2014	11/7/2014
Nitrosodimethylamine	ND	ug/L	10	11/3/2014	11/7/2014

Comments:

Certifications held by Anatek Labs ID: EPA:ID00013; AZ:0701; CO:ID00013; FL(NELAP):E87893; ID:ID00013; MT:CERT0028; NM: ID00013; OR:ID200001-002; WA:C595
Certifications held by Anatek Labs WA: EPA:WA00169; ID:WA00169; WA:C585; MT:Cert0095; FL(NELAP): E871099

Anatek Labs, Inc.

1282 Alturas Drive • Moscow, ID 83843 • (208) 883-2839 • Fax (208) 882-9246 • email moscow@anateklabs.com
504 E Sprague Ste. D • Spokane WA 99202 • (509) 838-3999 • Fax (509) 838-4433 • email spokane@anateklabs.com

Client: HALL ENVIRONMENTAL ANALYSIS LAB
Address: 4901 HAWKINS NE SUITE D
ALBUQUERQUE, NM 87109
Attn: ANDY FREEMAN

Batch #: 141030026
Project Name: 1410C82

Analytical Results Report

Quality Control Data

Method Blank

Parameter	Result	Units	PQL	Prep Date	Analysis Date
n-nitrosodibutylamine	ND	ug/L	10	11/3/2014	11/7/2014
n-Nitrosodiethylamine	ND	ug/L	10	11/3/2014	11/7/2014
n-Nitroso-di-n-propylamine	ND	ug/L	10	11/3/2014	11/7/2014
n-Nitrosodiphenylamine	ND	ug/L	2	11/3/2014	11/7/2014
n-Nitrosomethylethylamine	ND	ug/L	2	11/3/2014	11/7/2014
n-Nitrosomorpholine	ND	ug/L	10	11/3/2014	11/7/2014
n-Nitrosopiperadine	ND	ug/L	10	11/3/2014	11/7/2014
n-Nitrosopyrrolidine	ND	ug/L	10	11/3/2014	11/7/2014
o,o,o-Triethyl phosphorothioate	ND	ug/L	10	11/3/2014	11/7/2014
o-Toluidine	ND	ug/L	2	11/3/2014	11/7/2014
p-(Dimethylamino)azobenzene	ND	ug/L	10	11/3/2014	11/7/2014
Pentachlorobenzene	ND	ug/L	10	11/3/2014	11/7/2014
Pentachloroethane	ND	ug/L	10	11/3/2014	11/7/2014
Pentachloronitrobenzene	ND	ug/L	10	11/3/2014	11/7/2014
Pentachlorophenol	ND	ug/L	10	11/3/2014	11/7/2014
Phenacetin	ND	ug/L	10	11/3/2014	11/7/2014
Phenanthrene	ND	ug/L	1	11/3/2014	11/7/2014
Phenol	ND	ug/L	5	11/3/2014	11/7/2014
Phorate	ND	ug/L	10	11/3/2014	11/7/2014
p-Phenylenediamine	ND	ug/L	10	11/3/2014	11/7/2014
Pronamide	ND	ug/L	10	11/3/2014	11/7/2014
Pyrene	ND	ug/L	10	11/3/2014	11/7/2014
Pyridine	ND	ug/L	10	11/3/2014	11/7/2014
Safrole	ND	ug/L	10	11/3/2014	11/7/2014
Sulfotep	ND	ug/L	10	11/3/2014	11/7/2014
Thionazin	ND	ug/L	10	11/3/2014	11/7/2014

AR	Acceptable Range
ND	Not Detected
PQL	Practical Quantitation Limit
RPD	Relative Percentage Difference

Comments:

Certifications held by Anatek Labs ID: EPA:ID00013; AZ:0701; CO:ID00013; FL(NELAP):E87893; ID:ID00013; MT:CERT0028; NM: ID00013; OR:ID200001-002; WA:C595
Certifications held by Anatek Labs WA: EPA:WA00169; ID:WA00169; WA:C585; MT:Cert0095; FL(NELAP): E871099

Anatek Labs, Inc.

1282 Alturas Drive • Moscow, ID 83843 • (208) 883-2839 • Fax (208) 882-9246 • email moscow@anateklabs.com
504 E Sprague Ste. D • Spokane WA 99202 • (509) 838-3999 • Fax (509) 838-4433 • email spokane@anateklabs.com

Client:	HALL ENVIRONMENTAL ANALYSIS LAB	**Batch #:**	141030026
Address:	4901 HAWKINS NE SUITE D ALBUQUERQUE, NM 87109	**Project Name:**	1410C82
Attn:	ANDY FREEMAN		

Analytical Results Report

Sample Number	141030026-002	**Sampling Date**	10/28/2014	**Date/Time Received**	10/30/2014 11:10 AM
Client Sample ID	1410C82-001F / PSMW-08B	**Sampling Time**	9:35 AM		
Matrix	Water	**Sample Location**			
Comments					

Parameter	Result	Units	PQL	Analysis Date	Analyst	Method	Qualifier
1,1,1,2-Tetrachloroethane	ND	ug/L	0.5	11/5/2014	SAT	EPA 8260B	
1,1,1-Trichloroethane	ND	ug/L	0.5	11/5/2014	SAT	EPA 8260B	
1,1,2,2-Tetrachloroethane	ND	ug/L	0.5	11/5/2014	SAT	EPA 8260B	
1,1,2-Trichloroethane	ND	ug/L	0.5	11/5/2014	SAT	EPA 8260B	
1,1-Dichloroethane	ND	ug/L	0.5	11/5/2014	SAT	EPA 8260B	
1,1-Dichloroethene	ND	ug/L	0.5	11/5/2014	SAT	EPA 8260B	
1,2,3-Trichloropropane	ND	ug/L	0.5	11/5/2014	SAT	EPA 8260B	
1,2-Dibromo-3-chloropropane(DBCP)	ND	ug/L	0.5	11/5/2014	SAT	EPA 8260B	
1,2-Dibromoethane	ND	ug/L	0.5	11/5/2014	SAT	EPA 8260B	
1,2-Dichlorobenzene	ND	ug/L	0.5	11/5/2014	SAT	EPA 8260B	
1,2-Dichloroethane	ND	ug/L	0.5	11/5/2014	SAT	EPA 8260B	
1,2-Dichloropropane	ND	ug/L	0.5	11/5/2014	SAT	EPA 8260B	
1,3-Dichlorobenzene	ND	ug/L	0.5	11/5/2014	SAT	EPA 8260B	
1,4-Dichlorobenzene	ND	ug/L	0.5	11/5/2014	SAT	EPA 8260B	
2-hexanone	ND	ug/L	2.5	11/5/2014	SAT	EPA 8260B	
Acetone	ND	ug/L	2.5	11/5/2014	SAT	EPA 8260B	
Acrylonitrile	ND	ug/L	0.5	11/5/2014	SAT	EPA 8260B	
Benzene	ND	ug/L	0.5	11/5/2014	SAT	EPA 8260B	
Bromochloromethane	ND	ug/L	0.5	11/5/2014	SAT	EPA 8260B	
Bromodichloromethane	ND	ug/L	0.5	11/5/2014	SAT	EPA 8260B	
Bromoform	ND	ug/L	0.5	11/5/2014	SAT	EPA 8260B	
Bromomethane	ND	ug/L	0.5	11/5/2014	SAT	EPA 8260B	
Carbon disulfide	ND	ug/L	0.5	11/5/2014	SAT	EPA 8260B	
Carbon Tetrachloride	ND	ug/L	0.5	11/5/2014	SAT	EPA 8260B	
Chlorobenzene	ND	ug/L	0.5	11/5/2014	SAT	EPA 8260B	
Chloroethane	ND	ug/L	0.5	11/5/2014	SAT	EPA 8260B	
Chloroform	ND	ug/L	0.5	11/5/2014	SAT	EPA 8260B	

Certifications held by Anatek Labs ID: EPA:ID00013; AZ:0701; CO:ID00013; FL(NELAP):E87893; ID:ID00013; MT:CERT0028; NM: ID00013; OR:ID200001-002; WA:C595
Certifications held by Anatek Labs WA: EPA:WA00169; ID:WA00169; WA:C585; MT:Cert0095; FL(NELAP): E871099

Anatek Labs, Inc.

1282 Alturas Drive • Moscow, ID 83843 • (208) 883-2839 • Fax (208) 882-9246 • email moscow@anateklabs.com
504 E Sprague Ste. D • Spokane WA 99202 • (509) 838-3999 • Fax (509) 838-4433 • email spokane@anateklabs.com

Client: HALL ENVIRONMENTAL ANALYSIS LAB
Address: 4901 HAWKINS NE SUITE D
ALBUQUERQUE, NM 87109
Attn: ANDY FREEMAN

Batch #: 141030026
Project Name: 1410C82

Analytical Results Report

Sample Number	141030026-002	**Sampling Date**	10/28/2014	**Date/Time Received**	10/30/2014 11:10 AM
Client Sample ID	1410C82-001F / PSMW-08B	**Sampling Time**	9:35 AM		
Matrix	Water	**Sample Location**			
Comments					

Parameter	Result	Units	PQL	Analysis Date	Analyst	Method	Qualifier
Chloromethane	ND	ug/L	0.5	11/5/2014	SAT	EPA 8260B	
cis-1,3-Dichloropropene	ND	ug/L	0.5	11/5/2014	SAT	EPA 8260B	
Dibromochloromethane	ND	ug/L	0.5	11/5/2014	SAT	EPA 8260B	
Dibromomethane	ND	ug/L	0.5	11/5/2014	SAT	EPA 8260B	
Dichlorodifluoromethane	ND	ug/L	0.5	11/5/2014	SAT	EPA 8260B	
Ethylbenzene	ND	ug/L	0.5	11/5/2014	SAT	EPA 8260B	
Hexachlorobutadiene	ND	ug/L	0.5	11/5/2014	SAT	EPA 8260B	
m+p-Xylene	ND	ug/L	0.5	11/5/2014	SAT	EPA 8260B	
Methyl ethyl ketone (MEK)	ND	ug/L	2.5	11/5/2014	SAT	EPA 8260B	
Methyl isobutyl ketone (MIBK)	ND	ug/L	2.5	11/5/2014	SAT	EPA 8260B	
Methylene chloride	ND	ug/L	2.5	11/5/2014	SAT	EPA 8260B	
Naphthalene	ND	ug/L	0.5	11/5/2014	SAT	EPA 8260B	
o-Xylene	ND	ug/L	0.5	11/5/2014	SAT	EPA 8260B	
Styrene	ND	ug/L	0.5	11/5/2014	SAT	EPA 8260B	
Tetrachloroethene	ND	ug/L	0.5	11/5/2014	SAT	EPA 8260B	
Toluene	ND	ug/L	0.5	11/5/2014	SAT	EPA 8260B	
trans-1,2-Dichloroethene	ND	ug/L	0.5	11/5/2014	SAT	EPA 8260B	
trans-1,3-Dichloropropene	ND	ug/L	0.5	11/5/2014	SAT	EPA 8260B	
Trichloroethene	ND	ug/L	0.5	11/5/2014	SAT	EPA 8260B	
Trichloroflouromethane	ND	ug/L	0.5	11/5/2014	SAT	EPA 8260B	
Vinyl Chloride	ND	ug/L	0.5	11/5/2014	SAT	EPA 8260B	
Acetonitrile	ND	ug/L	10	11/5/2014	SAT	EPA 8260B	
Acrolein	ND	ug/L	10	11/5/2014	SAT	EPA 8260B	
Allyl Chloride	ND	ug/L	0.5	11/5/2014	SAT	EPA 8260B	
Chloroprene	ND	ug/L	0.5	11/5/2014	SAT	EPA 8260B	
Ethyl methacrylate	ND	ug/L	1	11/5/2014	SAT	EPA 8260B	
Iodomethane	ND	ug/L	0.5	11/5/2014	SAT	EPA 8260B	
Isobutanol	ND	ug/L	50	11/5/2014	SAT	EPA 8260B	

Certifications held by Anatek Labs ID: EPA:ID00013; AZ:0701; CO:ID00013; FL(NELAP):E87693; ID:ID00013; MT:CERT0028; NM: ID00013; OR:ID200001-002; WA:C595
Certifications held by Anatek Labs WA: EPA:WA00169; ID:WA00169; WA:C585; MT:Cert0095; FL(NELAP): E871099

Anatek Labs, Inc.

1282 Alturas Drive • Moscow, ID 83843 • (208) 883-2839 • Fax (208) 882-9246 • email moscow@anateklabs.com
504 E Sprague Ste. D • Spokane WA 99202 • (509) 838-3999 • Fax (509) 838-4433 • email spokane@anateklabs.com

Client:	HALL ENVIRONMENTAL ANALYSIS LAB	**Batch #:**	141030026
Address:	4901 HAWKINS NE SUITE D ALBUQUERQUE, NM 87109	**Project Name:**	1410C82
Attn:	ANDY FREEMAN		

Analytical Results Report

Sample Number	141030026-002	**Sampling Date**	10/28/2014	**Date/Time Received**	10/30/2014 11:10 AM
Client Sample ID	1410C82-001F / PSMW-08B	**Sampling Time**	9:35 AM		
Matrix	Water	**Sample Location**			
Comments					

Parameter	Result	Units	PQL	Analysis Date	Analyst	Method	Qualifier
Methacrylonitrile	ND	ug/L	5	11/5/2014	SAT	EPA 8260B	
Methyl Methacrylate	ND	ug/L	1	11/5/2014	SAT	EPA 8260B	
Propionitrile	ND	ug/L	5	11/5/2014	SAT	EPA 8260B	
trans-1-4-Dichloro-2-butene	ND	ug/L	0.5	11/5/2014	SAT	EPA 8260B	
Vinyl acetate	ND	ug/L	0.5	11/5/2014	SAT	EPA 8260B	

Surrogate Data

Sample Number 141030026-002

Surrogate Standard	Method	Percent Recovery	Control Limits
1,2-Dichlorobenzene-d4	EPA 8260B	101.6	70-130
4-Bromofluorobenzene	EPA 8260B	92.0	70-130
Toluene-d8	EPA 8260B	96.4	70-130

Certifications held by Anatek Labs ID: EPA:ID00013; AZ:0701; CO:ID00013; FL(NELAP):E87893; ID:ID00013; MT:CERT0028; NM: ID00013; OR:ID200001-002; WA:C595
Certifications held by Anatek Labs WA: EPA:WA00169; ID:WA00169; WA:C585; MT:Cert0095; FL(NELAP): E871099

Anatek Labs, Inc.

1282 Alturas Drive • Moscow, ID 83843 • (208) 883-2839 • Fax (208) 882-9246 • email moscow@anateklabs.com
504 E Sprague Ste. D • Spokane WA 99202 • (509) 838-3999 • Fax (509) 838-4433 • email spokane@anateklabs.com

Client: HALL ENVIRONMENTAL ANALYSIS LAB
Address: 4901 HAWKINS NE SUITE D
ALBUQUERQUE, NM 87109
Attn: ANDY FREEMAN

Batch #: 141030026
Project Name: 1410C82

Analytical Results Report

Sample Number	141030026-007	**Sampling Date**	10/28/2014	**Date/Time Received**	10/30/2014 11:10 AM
Client Sample ID	1410C82-002F / PSMW-13A	**Sampling Time**	11:00 AM		
Matrix	Water	**Sample Location**			
Comments					

Parameter	Result	Units	PQL	Analysis Date	Analyst	Method	Qualifier
1,1,1,2-Tetrachloroethane	ND	ug/L	0.5	11/5/2014	SAT	EPA 8260B	
1,1,1-Trichloroethane	ND	ug/L	0.5	11/5/2014	SAT	EPA 8260B	
1,1,2,2-Tetrachloroethane	ND	ug/L	0.5	11/5/2014	SAT	EPA 8260B	
1,1,2-Trichloroethane	ND	ug/L	0.5	11/5/2014	SAT	EPA 8260B	
1,1-Dichloroethane	ND	ug/L	0.5	11/5/2014	SAT	EPA 8260B	
1,1-Dichloroethene	3.40	ug/L	0.5	11/5/2014	SAT	EPA 8260B	
1,2,3-Trichloropropane	ND	ug/L	0.5	11/5/2014	SAT	EPA 8260B	
1,2-Dibromo-3-chloropropane(DBCP)	ND	ug/L	0.5	11/5/2014	SAT	EPA 8260B	
1,2-Dibromoethane	ND	ug/L	0.5	11/5/2014	SAT	EPA 8260B	
1,2-Dichlorobenzene	ND	ug/L	0.5	11/5/2014	SAT	EPA 8260B	
1,2-Dichloroethane	ND	ug/L	0.5	11/5/2014	SAT	EPA 8260B	
1,2-Dichloropropane	ND	ug/L	0.5	11/5/2014	SAT	EPA 8260B	
1,3-Dichlorobenzene	ND	ug/L	0.5	11/5/2014	SAT	EPA 8260B	
1,4-Dichlorobenzene	ND	ug/L	0.5	11/5/2014	SAT	EPA 8260B	
2-hexanone	ND	ug/L	2.5	11/5/2014	SAT	EPA 8260B	
Acetone	ND	ug/L	2.5	11/5/2014	SAT	EPA 8260B	
Acrylonitrile	ND	ug/L	0.5	11/5/2014	SAT	EPA 8260B	
Benzene	ND	ug/L	0.5	11/5/2014	SAT	EPA 8260B	
Bromochloromethane	ND	ug/L	0.5	11/5/2014	SAT	EPA 8260B	
Bromodichloromethane	ND	ug/L	0.5	11/5/2014	SAT	EPA 8260B	
Bromoform	ND	ug/L	0.5	11/5/2014	SAT	EPA 8260B	
Bromomethane	ND	ug/L	0.5	11/5/2014	SAT	EPA 8260B	
Carbon disulfide	ND	ug/L	0.5	11/5/2014	SAT	EPA 8260B	
Carbon Tetrachloride	ND	ug/L	0.5	11/5/2014	SAT	EPA 8260B	
Chlorobenzene	ND	ug/L	0.5	11/5/2014	SAT	EPA 8260B	
Chloroethane	ND	ug/L	0.5	11/5/2014	SAT	EPA 8260B	
Chloroform	1.70	ug/L	0.5	11/5/2014	SAT	EPA 8260B	
Chloromethane	ND	ug/L	0.5	11/5/2014	SAT	EPA 8260B	

Certifications held by Anatek Labs ID: EPA:ID00013; AZ:0701; CO:ID00013; FL(NELAP):E87893; ID:ID00013; MT:CERT0028; NM: ID00013; OR:ID200001-002; WA:C595
Certifications held by Anatek Labs WA: EPA:WA00169; ID:WA00169; WA:C585; MT:Cert0095; FL(NELAP): E871099

Anatek Labs, Inc.

1282 Alturas Drive • Moscow, ID 83843 • (208) 883-2839 • Fax (208) 882-9246 • email moscow@anateklabs.com
504 E Sprague Ste. D • Spokane WA 99202 • (509) 838-3999 • Fax (509) 838-4433 • email spokane@anateklabs.com

Client: HALL ENVIRONMENTAL ANALYSIS LAB
Address: 4901 HAWKINS NE SUITE D
ALBUQUERQUE, NM 87109
Attn: ANDY FREEMAN

Batch #: 141030026
Project Name: 1410C82

Analytical Results Report

Sample Number	141030026-007	**Sampling Date**	10/28/2014	**Date/Time Received**	10/30/2014 11:10 AM
Client Sample ID	1410C82-002F / PSMW-13A	**Sampling Time**	11:00 AM		
Matrix	Water	**Sample Location**			
Comments					

Parameter	Result	Units	PQL	Analysis Date	Analyst	Method	Qualifier
cis-1,3-Dichloropropene	ND	ug/L	0.5	11/5/2014	SAT	EPA 8260B	
Dibromochloromethane	ND	ug/L	0.5	11/5/2014	SAT	EPA 8260B	
Dibromomethane	ND	ug/L	0.5	11/5/2014	SAT	EPA 8260B	
Dichlorodifluoromethane	ND	ug/L	0.5	11/5/2014	SAT	EPA 8260B	
Ethylbenzene	ND	ug/L	0.5	11/5/2014	SAT	EPA 8260B	
Hexachlorobutadiene	ND	ug/L	0.5	11/5/2014	SAT	EPA 8260B	
m+p-Xylene	ND	ug/L	0.5	11/5/2014	SAT	EPA 8260B	
Methyl ethyl ketone (MEK)	ND	ug/L	2.5	11/5/2014	SAT	EPA 8260B	
Methyl isobutyl ketone (MIBK)	ND	ug/L	2.5	11/5/2014	SAT	EPA 8260B	
Methylene chloride	ND	ug/L	2.5	11/5/2014	SAT	EPA 8260B	
Naphthalene	ND	ug/L	0.5	11/5/2014	SAT	EPA 8260B	
o-Xylene	ND	ug/L	0.5	11/5/2014	SAT	EPA 8260B	
Styrene	ND	ug/L	0.5	11/5/2014	SAT	EPA 8260B	
Tetrachloroethene	5.20	ug/L	0.5	11/5/2014	SAT	EPA 8260B	
Toluene	ND	ug/L	0.5	11/5/2014	SAT	EPA 8260B	
trans-1,2-Dichloroethene	ND	ug/L	0.5	11/5/2014	SAT	EPA 8260B	
trans-1,3-Dichloropropene	ND	ug/L	0.5	11/5/2014	SAT	EPA 8260B	
Trichloroethene	ND	ug/L	0.5	11/5/2014	SAT	EPA 8260B	
Trichloroflouromethane	ND	ug/L	0.5	11/5/2014	SAT	EPA 8260B	
Vinyl Chloride	ND	ug/L	0.5	11/5/2014	SAT	EPA 8260B	
Acetonitrile	ND	ug/L	10	11/5/2014	SAT	EPA 8260B	
Acrolein	ND	ug/L	10	11/5/2014	SAT	EPA 8260B	
Allyl Chloride	ND	ug/L	0.5	11/5/2014	SAT	EPA 8260B	
Chloroprene	ND	ug/L	0.5	11/5/2014	SAT	EPA 8260B	
Ethyl methacrylate	ND	ug/L	1	11/5/2014	SAT	EPA 8260B	
Iodomethane	ND	ug/L	0.5	11/5/2014	SAT	EPA 8260B	
Isobutanol	ND	ug/L	50	11/5/2014	SAT	EPA 8260B	
Methacrylonitrile	ND	ug/L	5	11/5/2014	SAT	EPA 8260B	

Certifications held by Anatek Labs ID: EPA:ID00013; AZ:0701; CO:ID00013; FL(NELAP):E87893; ID:ID00013; MT:CERT0028; NM: ID00013; OR:ID200001-002; WA:C595
Certifications held by Anatek Labs WA: EPA:WA00169; ID:WA00169; WA:C585; MT:Cert0096; FL(NELAP): E871099

Anatek Labs, Inc.

1282 Alturas Drive • Moscow, ID 83843 • (208) 883-2839 • Fax (208) 882-9246 • email moscow@anateklabs.com
504 E Sprague Ste. D • Spokane WA 99202 • (509) 838-3999 • Fax (509) 838-4433 • email spokane@anateklabs.com

Client: HALL ENVIRONMENTAL ANALYSIS LAB
Address: 4901 HAWKINS NE SUITE D
ALBUQUERQUE, NM 87109
Attn: ANDY FREEMAN

Batch #: 141030026
Project Name: 1410C82

Analytical Results Report

Sample Number	141030026-007	**Sampling Date**	10/28/2014	**Date/Time Received**	10/30/2014 11:10 AM
Client Sample ID	1410C82-002F / PSMW-13A	**Sampling Time**	11:00 AM		
Matrix	Water	**Sample Location**			
Comments					

Parameter	Result	Units	PQL	Analysis Date	Analyst	Method	Qualifier
Methyl Methacrylate	ND	ug/L	1	11/5/2014	SAT	EPA 8260B	
Propionitrile	ND	ug/L	5	11/5/2014	SAT	EPA 8260B	
trans-1-4-Dichloro-2-butene	ND	ug/L	0.5	11/5/2014	SAT	EPA 8260B	
Vinyl acetate	ND	ug/L	0.5	11/5/2014	SAT	EPA 8260B	

Surrogate Data

Sample Number 141030026-007

Surrogate Standard	Method	Percent Recovery	Control Limits
1,2-Dichlorobenzene-d4	EPA 8260B	101.6	70-130
4-Bromofluorobenzene	EPA 8260B	92.4	70-130
Toluene-d8	EPA 8260B	96.8	70-130

Certifications held by Anatek Labs ID: EPA:ID00013; AZ:0701; CO:ID00013; FL(NELAP):E87893; ID:ID00013; MT:CERT0028; NM: ID00013; OR:ID200001-002; WA:C595
Certifications held by Anatek Labs WA: EPA:WA00169; ID:WA00169; WA:C585; MT:Cert0095; FL(NELAP): E871099

Anatek Labs, Inc.

1282 Alturas Drive • Moscow, ID 83843 • (208) 883-2839 • Fax (208) 882-9246 • email moscow@anateklabs.com
504 E Sprague Ste. D • Spokane WA 99202 • (509) 838-3999 • Fax (509) 838-4433 • email spokane@anateklabs.com

Client: HALL ENVIRONMENTAL ANALYSIS LAB
Address: 4901 HAWKINS NE SUITE D
ALBUQUERQUE, NM 87109
Attn: ANDY FREEMAN

Batch #: 141030026
Project Name: 1410C82

Analytical Results Report

Sample Number 141030026-012
Client Sample ID 1410C82-003F / PSMW-10
Matrix Water
Comments

Sampling Date 10/28/2014
Sampling Time 12:35 PM
Sample Location

Date/Time Received 10/30/2014 11:10 AM

Parameter	Result	Units	PQL	Analysis Date	Analyst	Method	Qualifier
1,1,1,2-Tetrachloroethane	ND	ug/L	0.5	11/5/2014	SAT	EPA 8260B	
1,1,1-Trichloroethane	ND	ug/L	0.5	11/5/2014	SAT	EPA 8260B	
1,1,2,2-Tetrachloroethane	ND	ug/L	0.5	11/5/2014	SAT	EPA 8260B	
1,1,2-Trichloroethane	ND	ug/L	0.5	11/5/2014	SAT	EPA 8260B	
1,1-Dichloroethane	ND	ug/L	0.5	11/5/2014	SAT	EPA 8260B	
1,1-Dichloroethene	ND	ug/L	0.5	11/5/2014	SAT	EPA 8260B	
1,2,3-Trichloropropane	ND	ug/L	0.5	11/5/2014	SAT	EPA 8260B	
1,2-Dibromo-3-chloropropane(DBCP)	ND	ug/L	0.5	11/5/2014	SAT	EPA 8260B	
1,2-Dibromoethane	ND	ug/L	0.5	11/5/2014	SAT	EPA 8260B	
1,2-Dichlorobenzene	ND	ug/L	0.5	11/5/2014	SAT	EPA 8260B	
1,2-Dichloroethane	ND	ug/L	0.5	11/5/2014	SAT	EPA 8260B	
1,2-Dichloropropane	ND	ug/L	0.5	11/5/2014	SAT	EPA 8260B	
1,3-Dichlorobenzene	ND	ug/L	0.5	11/5/2014	SAT	EPA 8260B	
1,4-Dichlorobenzene	ND	ug/L	0.5	11/5/2014	SAT	EPA 8260B	
2-hexanone	ND	ug/L	2.5	11/5/2014	SAT	EPA 8260B	
Acetone	ND	ug/L	2.5	11/5/2014	SAT	EPA 8260B	
Acrylonitrile	ND	ug/L	0.5	11/5/2014	SAT	EPA 8260B	
Benzene	ND	ug/L	0.5	11/5/2014	SAT	EPA 8260B	
Bromochloromethane	ND	ug/L	0.5	11/5/2014	SAT	EPA 8260B	
Bromodichloromethane	ND	ug/L	0.5	11/5/2014	SAT	EPA 8260B	
Bromoform	ND	ug/L	0.5	11/5/2014	SAT	EPA 8260B	
Bromomethane	ND	ug/L	0.5	11/5/2014	SAT	EPA 8260B	
Carbon disulfide	ND	ug/L	0.5	11/5/2014	SAT	EPA 8260B	
Carbon Tetrachloride	ND	ug/L	0.5	11/5/2014	SAT	EPA 8260B	
Chlorobenzene	ND	ug/L	0.5	11/5/2014	SAT	EPA 8260B	
Chloroethane	ND	ug/L	0.5	11/5/2014	SAT	EPA 8260B	
Chloroform	ND	ug/L	0.5	11/5/2014	SAT	EPA 8260B	
Chloromethane	ND	ug/L	0.5	11/5/2014	SAT	EPA 8260B	

Certifications held by Anatek Labs ID: EPA:ID00013; AZ:0701; CO:ID00013; FL(NELAP):E87693; ID:ID00013; MT:CERT0028; NM: ID00013; OR:ID200001-002; WA:C595
Certifications held by Anatek Labs WA: EPA:WA00169; ID:WA00169; WA:C585; MT:Cert0095; FL(NELAP): E871099

Anatek Labs, Inc.

1282 Alturas Drive • Moscow, ID 83843 • (208) 883-2839 • Fax (208) 882-9246 • email moscow@anateklabs.com
504 E Sprague Ste. D • Spokane WA 99202 • (509) 838-3999 • Fax (509) 838-4433 • email spokane@anateklabs.com

Client: HALL ENVIRONMENTAL ANALYSIS LAB
Address: 4901 HAWKINS NE SUITE D
ALBUQUERQUE, NM 87109
Attn: ANDY FREEMAN

Batch #: 141030026
Project Name: 1410C82

Analytical Results Report

Sample Number	141030026-012	**Sampling Date**	10/28/2014	**Date/Time Received**	10/30/2014 11:10 AM
Client Sample ID	1410C82-003F / PSMW-10	**Sampling Time**	12:35 PM		
Matrix	Water	**Sample Location**			
Comments					

Parameter	Result	Units	PQL	Analysis Date	Analyst	Method	Qualifier
cis-1,3-Dichloropropene	ND	ug/L	0.5	11/5/2014	SAT	EPA 8260B	
Dibromochloromethane	ND	ug/L	0.5	11/5/2014	SAT	EPA 8260B	
Dibromomethane	ND	ug/L	0.5	11/5/2014	SAT	EPA 8260B	
Dichlorodifluoromethane	ND	ug/L	0.5	11/5/2014	SAT	EPA 8260B	
Ethylbenzene	ND	ug/L	0.5	11/5/2014	SAT	EPA 8260B	
Hexachlorobutadiene	ND	ug/L	0.5	11/5/2014	SAT	EPA 8260B	
m+p-Xylene	ND	ug/L	0.5	11/5/2014	SAT	EPA 8260B	
Methyl ethyl ketone (MEK)	ND	ug/L	2.5	11/5/2014	SAT	EPA 8260B	
Methyl isobutyl ketone (MIBK)	ND	ug/L	2.5	11/5/2014	SAT	EPA 8260B	
Methylene chloride	ND	ug/L	2.5	11/5/2014	SAT	EPA 8260B	
Naphthalene	ND	ug/L	0.5	11/5/2014	SAT	EPA 8260B	
o-Xylene	ND	ug/L	0.5	11/5/2014	SAT	EPA 8260B	
Styrene	ND	ug/L	0.5	11/5/2014	SAT	EPA 8260B	
Tetrachloroethene	0.50	ug/L	0.5	11/5/2014	SAT	EPA 8260B	
Toluene	ND	ug/L	0.5	11/5/2014	SAT	EPA 8260B	
trans-1,2-Dichloroethene	ND	ug/L	0.5	11/5/2014	SAT	EPA 8260B	
trans-1,3-Dichloropropene	ND	ug/L	0.5	11/5/2014	SAT	EPA 8260B	
Trichloroethene	ND	ug/L	0.5	11/5/2014	SAT	EPA 8260B	
Trichloroflouromethane	ND	ug/L	0.5	11/5/2014	SAT	EPA 8260B	
Vinyl Chloride	ND	ug/L	0.5	11/5/2014	SAT	EPA 8260B	
Acetonitrile	ND	ug/L	10	11/5/2014	SAT	EPA 8260B	
Acrolein	ND	ug/L	10	11/5/2014	SAT	EPA 8260B	
Allyl Chloride	ND	ug/L	0.5	11/5/2014	SAT	EPA 8260B	
Chloroprene	ND	ug/L	0.5	11/5/2014	SAT	EPA 8260B	
Ethyl methacrylate	ND	ug/L	1	11/5/2014	SAT	EPA 8260B	
Iodomethane	ND	ug/L	0.5	11/5/2014	SAT	EPA 8260B	
Isobutanol	ND	ug/L	50	11/5/2014	SAT	EPA 8260B	
Methacrylonitrile	ND	ug/L	5	11/5/2014	SAT	EPA 8260B	

Certifications held by Anatek Labs ID: EPA:ID00013; AZ:0701; CO:ID00013; FL(NELAP):E87893; ID:ID00013; MT:CERT0026; NM: ID00013; OR:ID200001-002; WA:C595
Certifications held by Anatek Labs WA: EPA:WA00169; ID:WA00169; WA:C585; MT:Cert0095; FL(NELAP): E871099

Anatek Labs, Inc.

1282 Alturas Drive • Moscow, ID 83843 • (208) 883-2839 • Fax (208) 882-9246 • email moscow@anateklabs.com
504 E Sprague Ste. D • Spokane WA 99202 • (509) 838-3999 • Fax (509) 838-4433 • email spokane@anateklabs.com

Client:	HALL ENVIRONMENTAL ANALYSIS LAB	**Batch #:**	141030026
Address:	4901 HAWKINS NE SUITE D ALBUQUERQUE, NM 87109	**Project Name:**	1410C82
Attn:	ANDY FREEMAN		

Analytical Results Report

Sample Number	141030026-012	**Sampling Date**	10/28/2014	**Date/Time Received**	10/30/2014 11:10 AM
Client Sample ID	1410C82-003F / PSMW-10	**Sampling Time**	12:35 PM		
Matrix	Water	**Sample Location**			
Comments					

Parameter	Result	Units	PQL	Analysis Date	Analyst	Method	Qualifier
Methyl Methacrylate	ND	ug/L	1	11/5/2014	SAT	EPA 8260B	
Propionitrile	ND	ug/L	5	11/5/2014	SAT	EPA 8260B	
trans-1-4-Dichloro-2-butene	ND	ug/L	0.5	11/5/2014	SAT	EPA 8260B	
Vinyl acetate	ND	ug/L	0.5	11/5/2014	SAT	EPA 8260B	

Surrogate Data

Sample Number 141030026-012

Surrogate Standard	Method	Percent Recovery	Control Limits
1,2-Dichlorobenzene-d4	EPA 8260B	102.0	70-130
4-Bromofluorobenzene	EPA 8260B	92.8	70-130
Toluene-d8	EPA 8260B	98.8	70-130

Certifications held by Anatek Labs ID: EPA:ID00013; AZ:0701; CO:ID00013; FL(NELAP):E87893; ID:ID00013; MT:CERT0028; NM: ID00013; OR:ID200001-002; WA:C595
Certifications held by Anatek Labs WA: EPA:WA00169; ID:WA00169; WA:C585; MT:Cert0C95; FL(NELAP): E871099

Anatek Labs, Inc.

1282 Alturas Drive • Moscow, ID 83843 • (208) 883-2839 • Fax (208) 882-9246 • email moscow@anateklabs.com
504 E Sprague Ste. D • Spokane WA 99202 • (509) 838-3999 • Fax (509) 838-4433 • email spokane@anateklabs.com

Client: HALL ENVIRONMENTAL ANALYSIS LAB
Address: 4901 HAWKINS NE SUITE D
ALBUQUERQUE, NM 87109
Attn: ANDY FREEMAN

Batch #: 141030026
Project Name: 1410C82

Analytical Results Report

Sample Number 141030026-016
Client Sample ID 1410C82-007A / TRIP BLANK
Matrix Water
Comments

Sampling Date 10/28/2014
Sampling Time
Sample Location

Date/Time Received 10/30/2014 11:10 AM

Parameter	Result	Units	PQL	Analysis Date	Analyst	Method	Qualifier
1,1,1,2-Tetrachloroethane	ND	ug/L	0.5	11/5/2014	SAT	EPA 8260B	
1,1,1-Trichloroethane	ND	ug/L	0.5	11/5/2014	SAT	EPA 8260B	
1,1,2,2-Tetrachloroethane	ND	ug/L	0.5	11/5/2014	SAT	EPA 8260B	
1,1,2-Trichloroethane	ND	ug/L	0.5	11/5/2014	SAT	EPA 8260B	
1,1-Dichloroethane	ND	ug/L	0.5	11/5/2014	SAT	EPA 8260B	
1,1-Dichloroethene	ND	ug/L	0.5	11/5/2014	SAT	EPA 8260B	
1,2,3-Trichloropropane	ND	ug/L	0.5	11/5/2014	SAT	EPA 8260B	
1,2-Dibromo-3-chloropropane(DBCP)	ND	ug/L	0.5	11/5/2014	SAT	EPA 8260B	
1,2-Dibromoethane	ND	ug/L	0.5	11/5/2014	SAT	EPA 8260B	
1,2-Dichlorobenzene	ND	ug/L	0.5	11/5/2014	SAT	EPA 8260B	
1,2-Dichloroethane	ND	ug/L	0.5	11/5/2014	SAT	EPA 8260B	
1,2-Dichloropropane	ND	ug/L	0.5	11/5/2014	SAT	EPA 8260B	
1,3-Dichlorobenzene	ND	ug/L	0.5	11/5/2014	SAT	EPA 8260B	
1,4-Dichlorobenzene	ND	ug/L	0.5	11/5/2014	SAT	EPA 8260B	
2-hexanone	ND	ug/L	2.5	11/5/2014	SAT	EPA 8260B	
Acetone	ND	ug/L	2.5	11/5/2014	SAT	EPA 8260B	
Acrylonitrile	ND	ug/L	0.5	11/5/2014	SAT	EPA 8260B	
Benzene	ND	ug/L	0.5	11/5/2014	SAT	EPA 8260B	
Bromochloromethane	ND	ug/L	0.5	11/5/2014	SAT	EPA 8260B	
Bromodichloromethane	ND	ug/L	0.5	11/5/2014	SAT	EPA 8260B	
Bromoform	ND	ug/L	0.5	11/5/2014	SAT	EPA 8260B	
Bromomethane	ND	ug/L	0.5	11/5/2014	SAT	EPA 8260B	
Carbon disulfide	ND	ug/L	0.5	11/5/2014	SAT	EPA 8260B	
Carbon Tetrachloride	ND	ug/L	0.5	11/5/2014	SAT	EPA 8260B	
Chlorobenzene	ND	ug/L	0.5	11/5/2014	SAT	EPA 8260B	
Chloroethane	ND	ug/L	0.5	11/5/2014	SAT	EPA 8260B	
Chloroform	ND	ug/L	0.5	11/5/2014	SAT	EPA 8260B	
Chloromethane	ND	ug/L	0.5	11/5/2014	SAT	EPA 8260B	

Anatek Labs, Inc.

1282 Alturas Drive • Moscow, ID 83843 • (208) 883-2839 • Fax (208) 882-9246 • email moscow@anateklabs.com
504 E Sprague Ste. D • Spokane WA 99202 • (509) 838-3999 • Fax (509) 838-4433 • email spokane@anateklabs.com

Client: HALL ENVIRONMENTAL ANALYSIS LAB
Address: 4901 HAWKINS NE SUITE D
ALBUQUERQUE, NM 87109
Attn: ANDY FREEMAN

Batch #: 141030026
Project Name: 1410C82

Analytical Results Report

Sample Number	141030026-016	**Sampling Date**	10/28/2014	**Date/Time Received**	10/30/2014 11:10 AM
Client Sample ID	1410C82-007A / TRIP BLANK	**Sampling Time**			
Matrix	Water	**Sample Location**			
Comments					

Parameter	Result	Units	PQL	Analysis Date	Analyst	Method	Qualifier
cis-1,3-Dichloropropene	ND	ug/L	0.5	11/5/2014	SAT	EPA 8260B	
Dibromochloromethane	ND	ug/L	0.5	11/5/2014	SAT	EPA 8260B	
Dibromomethane	ND	ug/L	0.5	11/5/2014	SAT	EPA 8260B	
Dichlorodifluoromethane	ND	ug/L	0.5	11/5/2014	SAT	EPA 8260B	
Ethylbenzene	ND	ug/L	0.5	11/5/2014	SAT	EPA 8260B	
Hexachlorobutadiene	ND	ug/L	0.5	11/5/2014	SAT	EPA 8260B	
m+p-Xylene	ND	ug/L	0.5	11/5/2014	SAT	EPA 8260B	
Methyl ethyl ketone (MEK)	ND	ug/L	2.5	11/5/2014	SAT	EPA 8260B	
Methyl isobutyl ketone (MIBK)	ND	ug/L	2.5	11/5/2014	SAT	EPA 8260B	
Methylene chloride	ND	ug/L	2.5	11/5/2014	SAT	EPA 8260B	
Naphthalene	ND	ug/L	0.5	11/5/2014	SAT	EPA 8260B	
o-Xylene	ND	ug/L	0.5	11/5/2014	SAT	EPA 8260B	
Styrene	ND	ug/L	0.5	11/5/2014	SAT	EPA 8260B	
Tetrachloroethene	ND	ug/L	0.5	11/5/2014	SAT	EPA 8260B	
Toluene	ND	ug/L	0.5	11/5/2014	SAT	EPA 8260B	
trans-1,2-Dichloroethene	ND	ug/L	0.5	11/5/2014	SAT	EPA 8260B	
trans-1,3-Dichloropropene	ND	ug/L	0.5	11/5/2014	SAT	EPA 8260B	
Trichloroethene	ND	ug/L	0.5	11/5/2014	SAT	EPA 8260B	
Trichloroflouromethane	ND	ug/L	0.5	11/5/2014	SAT	EPA 8260B	
Vinyl Chloride	ND	ug/L	0.5	11/5/2014	SAT	EPA 8260B	
Acetonitrile	ND	ug/L	10	11/5/2014	SAT	EPA 8260B	
Acrolein	ND	ug/L	10	11/5/2014	SAT	EPA 8260B	
Allyl Chloride	ND	ug/L	0.5	11/5/2014	SAT	EPA 8260B	
Chloroprene	ND	ug/L	0.5	11/5/2014	SAT	EPA 8260B	
Ethyl methacrylate	ND	ug/L	1	11/5/2014	SAT	EPA 8260B	
Iodomethane	ND	ug/L	0.5	11/5/2014	SAT	EPA 8260B	
Isobutanol	ND	ug/L	50	11/5/2014	SAT	EPA 8260B	
Methacrylonitrile	ND	ug/L	5	11/5/2014	SAT	EPA 8260B	

Certifications held by Anatek Labs ID: EPA:ID00013; AZ:0701; CO:ID00013; FL(NELAP):E87893; ID:ID00013; MT:CERT0028; NM: ID00013; OR:ID200001-002; WA:C595
Certifications held by Anatek Labs WA: EPA:WA00169; ID:WA00169; WA:C585; MT:Cert0095; FL(NELAP): E871099

Anatek Labs, Inc.

1282 Alturas Drive • Moscow, ID 83843 • (208) 883-2839 • Fax (208) 882-9246 • email moscow@anateklabs.com
504 E Sprague Ste. D • Spokane WA 99202 • (509) 838-3999 • Fax (509) 838-4433 • email spokane@anateklabs.com

Client:	HALL ENVIRONMENTAL ANALYSIS LAB	**Batch #:**	141030026
Address:	4901 HAWKINS NE SUITE D ALBUQUERQUE, NM 87109	**Project Name:**	1410C82
Attn:	ANDY FREEMAN		

Analytical Results Report

Sample Number	141030026-016	**Sampling Date**	10/28/2014	**Date/Time Received**	10/30/2014 11:10 AM
Client Sample ID	1410C82-007A / TRIP BLANK	**Sampling Time**			
Matrix	Water	**Sample Location**			
Comments					

Parameter	Result	Units	PQL	Analysis Date	Analyst	Method	Qualifier
Methyl Methacrylate	ND	ug/L	1	11/5/2014	SAT	EPA 8260B	
Propionitrile	ND	ug/L	5	11/5/2014	SAT	EPA 8260B	
trans-1-4-Dichloro-2-butene	ND	ug/L	0.5	11/5/2014	SAT	EPA 8260B	
Vinyl acetate	ND	ug/L	0.5	11/5/2014	SAT	EPA 8260B	

Surrogate Data

Sample Number 141030026-016

Surrogate Standard	Method	Percent Recovery	Control Limits
1,2-Dichlorobenzene-d4	EPA 8260B	102.4	70-130
4-Bromofluorobenzene	EPA 8260B	92.8	70-130
Toluene-d8	EPA 8260B	99.2	70-130

Authorized Signature

John Coddington, Lab Manager

MCL EPA's Maximum Contaminant Level
ND Not Detected
PQL Practical Quantitation Limit

This report shall not be reproduced except in full, without the written approval of the laboratory.
The results reported relate only to the samples indicated.
Soil/solid results are reported on a dry-weight basis unless otherwise noted.

Anatek Labs, Inc.

1282 Alturas Drive • Moscow, ID 83843 • (208) 883-2839 • Fax (208) 882-9246 • email moscow@anateklabs.com
504 E Sprague Ste. D • Spokane WA 99202 • (509) 838-3999 • Fax (509) 838-4433 • email spokane@anateklabs.com

Client: HALL ENVIRONMENTAL ANALYSIS LAB
Address: 4901 HAWKINS NE SUITE D
ALBUQUERQUE, NM 87109
Attn: ANDY FREEMAN

Batch #: 141030026
Project Name: 1410C82

Analytical Results Report

Quality Control Data

Lab Control Sample

Parameter	LCS Result	Units	LCS Spike	%Rec	AR %Rec	Prep Date	Analysis Date
Trichloroethene	10.2	ug/L	10	102.0	72-125	11/5/2014	11/5/2014
Toluene	10.3	ug/L	10	103.0	76-123	11/5/2014	11/5/2014
Tetrachloroethene	10.3	ug/L	10	103.0	64-132	11/5/2014	11/5/2014
o-Xylene	10.3	ug/L	10	103.0	83-117	11/5/2014	11/5/2014
Ethylbenzene	9.92	ug/L	10	99.2	84-115	11/5/2014	11/5/2014
Chlorobenzene	9.98	ug/L	10	99.8	85-115	11/5/2014	11/5/2014
Benzene	9.88	ug/L	10	98.8	75-125	11/5/2014	11/5/2014
1,1-Dichloroethene	9.48	ug/L	10	94.8	68-127	11/5/2014	11/5/2014

Matrix Spike

Sample Number	Parameter	Sample Result	MS Result	Units	MS Spike	%Rec	AR %Rec	Prep Date	Analysis Date
141030026-002	Trichloroethene	ND	10.5	ug/L	10	105.0	56-143	11/5/2014	11/5/2014
141030026-002	Toluene	ND	10.6	ug/L	10	106.0	66-136	11/5/2014	11/5/2014
141030026-002	Tetrachloroethene	ND	11.4	ug/L	10	114.0	64-132	11/5/2014	11/5/2014
141030026-002	o-Xylene	ND	10.2	ug/L	10	102.0	68-134	11/5/2014	11/5/2014
141030026-002	Ethylbenzene	ND	10.4	ug/L	10	104.0	70-137	11/5/2014	11/5/2014
141030026-002	Chlorobenzene	ND	10.6	ug/L	10	106.0	68-136	11/5/2014	11/5/2014
141030026-002	Benzene	ND	10.3	ug/L	10	103.0	63-139	11/5/2014	11/5/2014
141030026-002	1,1-Dichloroethene	ND	9.44	ug/L	10	94.4	59-144	11/5/2014	11/5/2014

Matrix Spike Duplicate

Parameter	MSD Result	Units	MSD Spike	%Rec	%RPD	AR %RPD	Prep Date	Analysis Date
Trichloroethene	10.2	ug/L	10	102.0	2.9	0-25	11/5/2014	11/5/2014
Toluene	10.2	ug/L	10	102.0	3.8	0-25	11/5/2014	11/5/2014
Tetrachloroethene	11.1	ug/L	10	111.0	2.7	0-25	11/5/2014	11/5/2014
o-Xylene	10.0	ug/L	10	100.0	2.0	0-25	11/5/2014	11/5/2014
Ethylbenzene	10.1	ug/L	10	101.0	2.9	0-25	11/5/2014	11/5/2014
Chlorobenzene	10.4	ug/L	10	104.0	1.9	0-25	11/5/2014	11/5/2014
Benzene	10.0	ug/L	10	100.0	3.0	0-25	11/5/2014	11/5/2014
1,1-Dichloroethene	9.22	ug/L	10	92.2	2.4	0-25	11/5/2014	11/5/2014

Comments:

Certifications held by Anatek Labs ID: EPA:ID00013; AZ:0701; CO:ID00013; FL(NELAP):E87893; ID:ID00013; MT:CERT0028; NM: ID00013; OR:ID200001-002; WA:C595
Certifications held by Anatek Labs WA: EPA:WA00169; ID:WA00169; WA:C585; MT:Cert0095; FL(NELAP): E871099

Anatek Labs, Inc.

1282 Alturas Drive • Moscow, ID 83843 • (208) 883-2839 • Fax (208) 882-9246 • email moscow@anateklabs.com
504 E Sprague Ste. D • Spokane WA 99202 • (509) 838-3999 • Fax (509) 838-4433 • email spokane@anateklabs.com

Client:	HALL ENVIRONMENTAL ANALYSIS LAB	**Batch #:**	141030026
Address:	4901 HAWKINS NE SUITE D ALBUQUERQUE, NM 87109	**Project Name:**	1410C82
Attn:	ANDY FREEMAN		

Analytical Results Report

Quality Control Data

Method Blank

Parameter	Result	Units	PQL	Prep Date	Analysis Date
1,1,1,2-Tetrachloroethane	ND	ug/L	0.5	11/5/2014	11/5/2014
1,1,1-Trichloroethane	ND	ug/L	0.5	11/5/2014	11/5/2014
1,1,2,2-Tetrachloroethane	ND	ug/L	0.5	11/5/2014	11/5/2014
1,1,2-Trichloroethane	ND	ug/L	0.5	11/5/2014	11/5/2014
1,1-Dichloroethane	ND	ug/L	0.5	11/5/2014	11/5/2014
1,1-Dichloroethene	ND	ug/L	0.5	11/5/2014	11/5/2014
1,2,3-Trichloropropane	ND	ug/L	0.5	11/5/2014	11/5/2014
1,2-Dibromo-3-chloropropane(DBCP)	ND	ug/L	0.5	11/5/2014	11/5/2014
1,2-Dibromoethane	ND	ug/L	0.5	11/5/2014	11/5/2014
1,2-Dichlorobenzene	ND	ug/L	0.5	11/5/2014	11/5/2014
1,2-Dichloroethane	ND	ug/L	0.5	11/5/2014	11/5/2014
1,2-Dichloropropane	ND	ug/L	0.5	11/5/2014	11/5/2014
1,3-Dichlorobenzene	ND	ug/L	0.5	11/5/2014	11/5/2014
1,4-Dichlorobenzene	ND	ug/L	0.5	11/5/2014	11/5/2014
2-hexanone	ND	ug/L	2.5	11/5/2014	11/5/2014
Acetone	ND	ug/L	2.5	11/5/2014	11/5/2014
Acrylonitrile	ND	ug/L	0.5	11/5/2014	11/5/2014
Benzene	ND	ug/L	0.5	11/5/2014	11/5/2014
Bromochloromethane	ND	ug/L	0.5	11/5/2014	11/5/2014
Bromodichloromethane	ND	ug/L	0.5	11/5/2014	11/5/2014
Bromoform	ND	ug/L	0.5	11/5/2014	11/5/2014
Bromomethane	ND	ug/L	0.5	11/5/2014	11/5/2014
Carbon disulfide	ND	ug/L	0.5	11/5/2014	11/5/2014
Carbon Tetrachloride	ND	ug/L	0.5	11/5/2014	11/5/2014
Chlorobenzene	ND	ug/L	0.5	11/5/2014	11/5/2014
Chloroethane	ND	ug/L	0.5	11/5/2014	11/5/2014
Chloroform	ND	ug/L	0.5	11/5/2014	11/5/2014
Chloromethane	ND	ug/L	0.5	11/5/2014	11/5/2014
cis-1,3-Dichloropropene	ND	ug/L	0.5	11/5/2014	11/5/2014
Dibromochloromethane	ND	ug/L	0.5	11/5/2014	11/5/2014
Dibromomethane	ND	ug/L	0.5	11/5/2014	11/5/2014
Dichlorodifluoromethane	ND	ug/L	0.5	11/5/2014	11/5/2014
Ethylbenzene	ND	ug/L	0.5	11/5/2014	11/5/2014
Hexachlorobutadiene	ND	ug/L	0.5	11/5/2014	11/5/2014

Comments:

Certifications held by Anatek Labs ID: EPA:ID00013; AZ:0701; CO:ID00013; FL(NELAP):E87893; ID:ID00013; MT:CERT0028; NM: ID00013; OR:ID200001-002; WA:C595
Certifications held by Anatek Labs WA: EPA:WA00169; ID:WA00169; WA:C585; MT:Cert0095; FL(NELAP): E871099

Anatek Labs, Inc.

1282 Alturas Drive • Moscow, ID 83843 • (208) 883-2839 • Fax (208) 882-9246 • email moscow@anateklabs.com
504 E Sprague Ste. D • Spokane WA 99202 • (509) 838-3999 • Fax (509) 838-4433 • email spokane@anateklabs.com

Client: HALL ENVIRONMENTAL ANALYSIS LAB
Address: 4901 HAWKINS NE SUITE D
ALBUQUERQUE, NM 87109
Attn: ANDY FREEMAN

Batch #: 141030026
Project Name: 1410C82

Analytical Results Report

Quality Control Data

Method Blank

Parameter	Result	Units	PQL	Prep Date	Analysis Date
m+p-Xylene	ND	ug/L	0.5	11/5/2014	11/5/2014
Methyl ethyl ketone (MEK)	ND	ug/L	2.5	11/5/2014	11/5/2014
Methyl Isobutyl ketone (MIBK)	ND	ug/L	2.5	11/5/2014	11/5/2014
Methylene chloride	ND	ug/L	2.5	11/5/2014	11/5/2014
Naphthalene	ND	ug/L	0.5	11/5/2014	11/5/2014
o-Xylene	ND	ug/L	0.5	11/5/2014	11/5/2014
Styrene	ND	ug/L	0.5	11/5/2014	11/5/2014
Tetrachloroethene	ND	ug/L	0.5	11/5/2014	11/5/2014
Toluene	ND	ug/L	0.5	11/5/2014	11/5/2014
trans-1,2-Dichloroethene	ND	ug/L	0.5	11/5/2014	11/5/2014
trans-1,3-Dichloropropene	ND	ug/L	0.5	11/5/2014	11/5/2014
Trichloroethene	ND	ug/L	0.5	11/5/2014	11/5/2014
Trichloroflouromethane	ND	ug/L	0.5	11/5/2014	11/5/2014
Vinyl Chloride	ND	ug/L	0.5	11/5/2014	11/5/2014

AR Acceptable Range
ND Not Detected
PQL Practical Quantitation Limit
RPD Relative Percentage Difference

Comments:

Certifications held by Anatek Labs ID: EPA:ID00013; AZ:0701; CO:ID00013; FL(NELAP):E87893; ID:ID00013; MT:CERT0028; NM: ID00013; OR:ID200001-002; WA:C595
Certifications held by Anatek Labs WA: EPA:WA00169; ID:WA00169; WA:C585; MT:Cert0095; FL(NELAP): E871099

Anatek Labs, Inc.

1282 Alturas Drive • Moscow, ID 83843 • (208) 883-2839 • Fax (208) 882-9246 • email moscow@anateklabs.com
504 E Sprague Ste. D • Spokane WA 99202 • (509) 838-3999 • Fax (509) 838-4433 • email spokane@anateklabs.com

Client: HALL ENVIRONMENTAL ANALYSIS LAB
Address: 4901 HAWKINS NE SUITE D
ALBUQUERQUE, NM 87109
Attn: ANDY FREEMAN

Batch #: 141030026
Project Name: 1410C82

Analytical Results Report

Sample Number 141030026-004 **Sampling Date** 10/28/2014 **Date/Time Received** 10/30/2014 11:10 AM
Client Sample ID 1410C82-001H / PSMW-08B **Sampling Time** 9:35 AM
Matrix Water **Sample Location**
Comments

Parameter	Result	Units	PQL	Analysis Date	Analyst	Method	Qualifier
Cyanide	ND	mg/L	0.01	11/11/2014	CRW	EPA 335.4	

Sample Number 141030026-009 **Sampling Date** 10/28/2014 **Date/Time Received** 10/30/2014 11:10 AM
Client Sample ID 1410C82-002H / PSMW-13A **Sampling Time** 11:00 AM
Matrix Water **Sample Location**
Comments

Parameter	Result	Units	PQL	Analysis Date	Analyst	Method	Qualifier
Cyanide	ND	mg/L	0.01	11/11/2014	CRW	EPA 335.4	

Sample Number 141030026-014 **Sampling Date** 10/28/2014 **Date/Time Received** 10/30/2014 11:10 AM
Client Sample ID 1410C82-003H / PSMW-10 **Sampling Time** 12:35 PM
Matrix Water **Sample Location**
Comments

Parameter	Result	Units	PQL	Analysis Date	Analyst	Method	Qualifier
Cyanide	ND	mg/L	0.01	11/11/2014	CRW	EPA 335.4	

Authorized Signature

John Coddington, Lab Manager

MCL EPA's Maximum Contaminant Level
ND Not Detected
PQL Practical Quantitation Limit

This report shall not be reproduced except in full, without the written approval of the laboratory.
The results reported relate only to the samples indicated.
Soil/solid results are reported on a dry-weight basis unless otherwise noted.

Certifications held by Anatek Labs ID: EPA:ID00013; AZ:0701; CO:ID00013; FL(NELAP):E87893; ID:ID00013; MT:CERT0028; NM: ID00013; OR:ID200001-002; WA:C595
Certifications held by Anatek Labs WA: EPA:WA00169; ID:WA00169; WA:C585; MT:Cert0095; FL(NELAP): E871099

Anatek Labs, Inc.

1282 Alturas Drive • Moscow, ID 83843 • (208) 883-2839 • Fax (208) 882-9246 • email moscow@anateklabs.com
504 E Sprague Ste. D • Spokane WA 99202 • (509) 838-3999 • Fax (509) 838-4433 • email spokane@anateklabs.com

Client: HALL ENVIRONMENTAL ANALYSIS LAB
Address: 4901 HAWKINS NE SUITE D
ALBUQUERQUE, NM 87109
Attn: ANDY FREEMAN

Batch #: 141030026
Project Name: 1410C82

Analytical Results Report
Quality Control Data

Lab Control Sample

Parameter	LCS Result	Units	LCS Spike	%Rec	AR %Rec	Prep Date	Analysis Date
Cyanide	0.518	mg/L	0.5	103.6	90-110	11/11/2014	11/11/2014

Matrix Spike

Sample Number	Parameter	Sample Result	MS Result	Units	MS Spike	%Rec	AR %Rec	Prep Date	Analysis Date
141104010-001	Cyanide	0.238	1.26	mg/L	1	102.2	90-110	11/11/2014	11/11/2014

Matrix Spike Duplicate

Parameter	MSD Result	Units	MSD Spike	%Rec	%RPD	AR %RPD	Prep Date	Analysis Date
Cyanide	1.27	mg/L	1	103.2	0.8	0-20	11/11/2014	11/11/2014

Method Blank

Parameter	Result	Units	PQL	Prep Date	Analysis Date
Cyanide	ND	mg/L	0.01	11/11/2014	11/11/2014

AR Acceptable Range
ND Not Detected
PQL Practical Quantitation Limit
RPD Relative Percentage Difference

Comments:

Certifications held by Anatek Labs ID: EPA:ID00013; AZ:0701; CO:ID00013; FL(NELAP):E87893; ID:ID00013; MT:CERT0028; NM: ID00013; OR:ID200001-002; WA:C595
Certifications held by Anatek Labs WA: EPA:WA00169; ID:WA00169; WA:C585; MT:Cert0095; FL(NELAP): E871099

Anatek Labs, Inc.

1282 Alturas Drive • Moscow, ID 83843 • (208) 883-2839 • Fax (208) 882-9246 • email moscow@anateklabs.com
504 E Sprague Ste. D • Spokane WA 99202 • (509) 838-3999 • Fax (509) 838-4433 • email spokane@anateklabs.com

Client: HALL ENVIRONMENTAL ANALYSIS LAB
Address: 4901 HAWKINS NE SUITE D
ALBUQUERQUE, NM 87109
Attn: ANDY FREEMAN

Batch #: 141030026
Project Name: 1410C82

Analytical Results Report

Sample Number 141030026-005 **Sampling Date** 10/28/2014 **Date/Time Received** 10/30/2014 11:10 AM
Client Sample ID 1410C82-001I / PSMW-08B **Sampling Time** 9:35 AM
Matrix Water **Sample Location**
Comments

Parameter	Result	Units	PQL	Analysis Date	Analyst	Method	Qualifier
Sulfide	ND	mg/L	0.4	11/7/2014	HSW	SM4500S2F	

Sample Number 141030026-010 **Sampling Date** 10/28/2014 **Date/Time Received** 10/30/2014 11:10 AM
Client Sample ID 1410C82-002I / PSMW-13A **Sampling Time** 11:00 AM
Matrix Water **Sample Location**
Comments

Parameter	Result	Units	PQL	Analysis Date	Analyst	Method	Qualifier
Sulfide	ND	mg/L	0.39	11/7/2014	HSW	SM4500S2F	

Sample Number 141030026-015 **Sampling Date** 10/28/2014 **Date/Time Received** 10/30/2014 11:10 AM
Client Sample ID 1410C82-003I / PSMW-10 **Sampling Time** 12:35 PM
Matrix Water **Sample Location**
Comments

Parameter	Result	Units	PQL	Analysis Date	Analyst	Method	Qualifier
Sulfide	ND	mg/L	0.5	11/7/2014	HSW	SM4500S2F	

Authorized Signature

John Coddington, Lab Manager

MCL EPA's Maximum Contaminant Level
ND Not Detected
PQL Practical Quantitation Limit

This report shall not be reproduced except in full, without the written approval of the laboratory.
The results reported relate only to the samples indicated.
Soil/solid results are reported on a dry-weight basis unless otherwise noted.

Certifications held by Anatek Labs ID: EPA:ID00013; AZ:0701; CO:ID00013; FL(NELAP):E87893; ID:ID00013; MT:CERT0028; NM: ID00013; OR:ID200001-002; WA:C595
Certifications held by Anatek Labs WA: EPA:WA00169; ID:WA00169; WA:C585; MT:Cert0095; FL(NELAP): E871099

Anatek Labs, Inc.

1282 Alturas Drive • Moscow, ID 83843 • (208) 883-2839 • Fax (208) 882-9246 • email moscow@anateklabs.com
504 E Sprague Ste. D • Spokane WA 99202 • (509) 838-3999 • Fax (509) 838-4433 • email spokane@anateklabs.com

Client: HALL ENVIRONMENTAL ANALYSIS LAB
Address: 4901 HAWKINS NE SUITE D
ALBUQUERQUE, NM 87109
Attn: ANDY FREEMAN

Batch #: 141030026
Project Name: 1410C82

Analytical Results Report
Quality Control Data

Lab Control Sample

Parameter	LCS Result	Units	LCS Spike	%Rec	AR %Rec	Prep Date	Analysis Date
Sulfide	0.160	mg/L	0.2	80.0	70-130	11/7/2014	11/7/2014

Matrix Spike

Sample Number	Parameter	Sample Result	MS Result	Units	MS Spike	%Rec	AR %Rec	Prep Date	Analysis Date
141030026-015	Sulfide	ND	0.807	mg/L	1.01	79.9	70-130	11/7/2014	11/7/2014

Method Blank

Parameter	Result	Units	PQL	Prep Date	Analysis Date
Sulfide	ND	mg/L	0.1	11/7/2014	11/7/2014

AR Acceptable Range
ND Not Detected
PQL Practical Quantitation Limit
RPD Relative Percentage Difference

Comments:

Certifications held by Anatek Labs ID: EPA:ID00013; AZ:0701; CO:ID00013; FL(NELAP):E87893; ID:ID00013; MT:CERT0028; NM: ID00013; OR:ID200001-002; WA:C595
Certifications held by Anatek Labs WA: EPA:WA00169; ID:WA00169; WA:C585; MT:Cert0095; FL(NELAP): E871099

Hi-Res Dioxins/Furans
Certificate of Analysis
Sample Summary

SDG Number:	1410C82	**Client:**	HALL001	**Project:**	HALL00113
Lab Sample ID:	6854001	**Date Collected:**	10/28/2014 09:35	**Matrix:**	WATER
Client Sample:	1613B Water	**Date Received:**	10/31/2014 09:55		
Client ID:	1410C82-001J PSMW-08B			**Prep Basis:**	As Received
Batch ID:	27342	**Method:**	EPA Method 1613B		
Run Date:	11/07/2014 13:41	**Analyst:**	JTF	**Instrument:**	HRP750
Data File:	A06NOV14A_3-11			**Dilution:**	1
Prep Batch:	27339	**Prep Method:**	SW846 3520C		
Prep Date:	03-NOV-14	**Prep Aliquot:**	972 mL		

CAS No.	Parmname	Qual	Result	Units	PQL
1746-01-6	2,3,7,8-TCDD	U	10.3	pg/L	10.3
40321-76-4	1,2,3,7,8-PeCDD	U	51.4	pg/L	51.4
39227-28-6	1,2,3,4,7,8-HxCDD	U	51.4	pg/L	51.4
57653-85-7	1,2,3,6,7,8-HxCDD	U	51.4	pg/L	51.4
19408-74-3	1,2,3,7,8,9-HxCDD	U	51.4	pg/L	51.4
35822-46-9	1,2,3,4,6,7,8-HpCDD	U	51.4	pg/L	51.4
3268-87-9	1,2,3,4,6,7,8,9-OCDD	U	103	pg/L	103
51207-31-9	2,3,7,8-TCDF	U	10.3	pg/L	10.3
57117-41-6	1,2,3,7,8-PeCDF	U	51.4	pg/L	51.4
57117-31-4	2,3,4,7,8-PeCDF	U	51.4	pg/L	51.4
70648-26-9	1,2,3,4,7,8-HxCDF	U	51.4	pg/L	51.4
57117-44-9	1,2,3,6,7,8-HxCDF	U	51.4	pg/L	51.4
60851-34-5	2,3,4,6,7,8-HxCDF	U	51.4	pg/L	51.4
72918-21-9	1,2,3,7,8,9-HxCDF	U	51.4	pg/L	51.4
67562-39-4	1,2,3,4,6,7,8-HpCDF	U	51.4	pg/L	51.4
55673-89-7	1,2,3,4,7,8,9-HpCDF	U	51.4	pg/L	51.4
39001-02-0	1,2,3,4,6,7,8,9-OCDF	U	103	pg/L	103
41903-57-5	Total Tetrachlorodibenzo-p-dioxin	U	10.3	pg/L	10.3
36088-22-9	Total Pentachlorodibenzo-p-dioxin	U	51.4	pg/L	51.4
34465-46-8	Total Hexachlorodibenzo-p-dioxin	U	51.4	pg/L	51.4
37871-00-4	Total Heptachlorodibenzo-p-dioxin	U	51.4	pg/L	51.4
30402-14-3	Total Tetrachlorodibenzofuran	U	10.3	pg/L	10.3
30402-15-4	Total Pentachlorodibenzofuran	U	51.4	pg/L	51.4
55684-94-1	Total Hexachlorodibenzofuran	U	51.4	pg/L	51.4
38998-75-3	Total Heptachlorodibenzofuran	U	51.4	pg/L	51.4
3333-30-0	TEQ WHO2005 ND=0		0.00	pg/L	
3333-30-1	TEQ WHO2005 ND=0.5		58.7	pg/L	

Surrogate/Tracer recovery	Qual	Result	Nominal	Units	Recovery%	Acceptable Limits
13C-2,3,7,8-TCDD		1780	2060	pg/L	86.5	(25%-164%)
13C-1,2,3,7,8-PeCDD		1680	2060	pg/L	81.8	(25%-181%)
13C-1,2,3,4,7,8-HxCDD		1570	2060	pg/L	76.1	(32%-141%)
13C-1,2,3,6,7,8-HxCDD		1790	2060	pg/L	86.8	(28%-130%)
13C-1,2,3,4,6,7,8-HpCDD		1760	2060	pg/L	85.8	(23%-140%)
13C-OCDD		2970	4120	pg/L	72.3	(17%-157%)
13C-2,3,7,8-TCDF		1930	2060	pg/L	93.9	(24%-169%)
13C-1,2,3,7,8-PeCDF		1970	2060	pg/L	95.8	(24%-185%)
13C-2,3,4,7,8-PeCDF		1900	2060	pg/L	92.5	(21%-178%)
13C-1,2,3,4,7,8-HxCDF		1580	2060	pg/L	76.9	(26%-152%)
13C-1,2,3,6,7,8-HxCDF		1800	2060	pg/L	87.4	(26%-123%)
13C-2,3,4,6,7,8-HxCDF		1750	2060	pg/L	84.8	(28%-136%)
13C-1,2,3,7,8,9-HxCDF		1650	2060	pg/L	80.2	(29%-147%)

Hi-Res Dioxins/Furans
Certificate of Analysis
Sample Summary

SDG Number:	1410C82	Client:	HALL001	Project:	HALL00113
Lab Sample ID:	6854001	Date Collected:	10/28/2014 09:35	Matrix:	WATER
Client Sample:	1613B Water	Date Received:	10/31/2014 09:55		
Client ID:	1410C82-001J PSMW-08B			Prep Basis:	As Received
Batch ID:	27342	Method:	EPA Method 1613B		
Run Date:	11/07/2014 13:41	Analyst:	JTF	Instrument:	HRP750
Data File:	A06NOV14A_3-11			Dilution:	1
Prep Batch:	27339	Prep Method:	SW846 3520C		
Prep Date:	03-NOV-14	Prep Aliquot:	972 mL		

CAS No.	Parmname	Qual	Result	Units	PQL

Surrogate/Tracer recovery	Qual	Result	Nominal	Units	Recovery%	Acceptable Limits
13C-1,2,3,4,6,7,8-HpCDF		1660	2060	pg/L	80.5	(28%-143%)
13C-1,2,3,4,7,8,9-HpCDF		1710	2060	pg/L	83.1	(26%-138%)
37Cl-2,3,7,8-TCDD		196	206	pg/L	95.5	(35%-197%)

Comments:

U Analyte was analyzed for, but not detected above the specified detection limit.

Hi-Res Dioxins/Furans
Certificate of Analysis
Sample Summary

SDG Number:	1410C82	**Client:**	HALL001	**Project:**	HALL00113
Lab Sample ID:	6854002	**Date Collected:**	10/28/2014 11:00	**Matrix:**	WATER
Client Sample:	1613B Water	**Date Received:**	10/31/2014 09:55		
Client ID:	1410C82-002J PSMW-13A			**Prep Basis:**	As Received
Batch ID:	27342	**Method:**	EPA Method 1613B		
Run Date:	11/20/2014 10:31	**Analyst:**	JTF	**Instrument:**	HRP750
Data File:	A17NOV14A_8-2			**Dilution:**	1
Prep Batch:	27339	**Prep Method:**	SW846 3520C		
Prep Date:	03-NOV-14	**Prep Aliquot:**	975 mL		

CAS No.	Parmname	Qual	Result	Units	PQL
1746-01-6	2,3,7,8-TCDD	U	10.3	pg/L	10.3
40321-76-4	1,2,3,7,8-PeCDD	U	51.3	pg/L	51.3
39227-28-6	1,2,3,4,7,8-HxCDD	U	51.3	pg/L	51.3
57653-85-7	1,2,3,6,7,8-HxCDD	U	51.3	pg/L	51.3
19408-74-3	1,2,3,7,8,9-HxCDD	U	51.3	pg/L	51.3
35822-46-9	1,2,3,4,6,7,8-HpCDD	U	51.3	pg/L	51.3
3268-87-9	1,2,3,4,6,7,8,9-OCDD	U	103	pg/L	103
51207-31-9	2,3,7,8-TCDF	U	10.3	pg/L	10.3
57117-41-6	1,2,3,7,8-PeCDF	U	51.3	pg/L	51.3
57117-31-4	2,3,4,7,8-PeCDF	U	51.3	pg/L	51.3
70648-26-9	1,2,3,4,7,8-HxCDF	U	51.3	pg/L	51.3
57117-44-9	1,2,3,6,7,8-HxCDF	U	51.3	pg/L	51.3
60851-34-5	2,3,4,6,7,8-HxCDF	U	51.3	pg/L	51.3
72918-21-9	1,2,3,7,8,9-HxCDF	U	51.3	pg/L	51.3
67562-39-4	1,2,3,4,6,7,8-HpCDF	U	51.3	pg/L	51.3
55673-89-7	1,2,3,4,7,8,9-HpCDF	U	51.3	pg/L	51.3
39001-02-0	1,2,3,4,6,7,8,9-OCDF	U	103	pg/L	103
41903-57-5	Total Tetrachlorodibenzo-p-dioxin	U	10.3	pg/L	10.3
36088-22-9	Total Pentachlorodibenzo-p-dioxin	U	51.3	pg/L	51.3
34465-46-8	Total Hexachlorodibenzo-p-dioxin	U	51.3	pg/L	51.3
37871-00-4	Total Heptachlorodibenzo-p-dioxin	U	51.3	pg/L	51.3
30402-14-3	Total Tetrachlorodibenzofuran	U	10.3	pg/L	10.3
30402-15-4	Total Pentachlorodibenzofuran	U	51.3	pg/L	51.3
55684-94-1	Total Hexachlorodibenzofuran	U	51.3	pg/L	51.3
38998-75-3	Total Heptachlorodibenzofuran	U	51.3	pg/L	51.3
3333-30-0	TEQ WHO2005 ND=0		0.00	pg/L	
3333-30-1	TEQ WHO2005 ND=0.5		58.0	pg/L	

Surrogate/Tracer recovery	Qual	Result	Nominal	Units	Recovery%	Acceptable Limits
13C-2,3,7,8-TCDD		1600	2050	pg/L	77.8	(25%-164%)
13C-1,2,3,7,8-PeCDD		1800	2050	pg/L	87.8	(25%-181%)
13C-1,2,3,4,7,8-HxCDD		1340	2050	pg/L	65.5	(32%-141%)
13C-1,2,3,6,7,8-HxCDD		1830	2050	pg/L	89.3	(28%-130%)
13C-1,2,3,4,6,7,8-HpCDD		1450	2050	pg/L	70.5	(23%-140%)
13C-OCDD		2180	4100	pg/L	53.1	(17%-157%)
13C-2,3,7,8-TCDF		1640	2050	pg/L	80.1	(24%-169%)
13C-1,2,3,7,8-PeCDF		1770	2050	pg/L	86.4	(24%-185%)
13C-2,3,4,7,8-PeCDF		1790	2050	pg/L	87.5	(21%-178%)
13C-1,2,3,4,7,8-HxCDF		1350	2050	pg/L	65.8	(26%-152%)
13C-1,2,3,6,7,8-HxCDF		1660	2050	pg/L	81.1	(26%-123%)
13C-2,3,4,6,7,8-HxCDF		1500	2050	pg/L	73.2	(28%-136%)
13C-1,2,3,7,8,9-HxCDF		1420	2050	pg/L	69.0	(29%-147%)

Hi-Res Dioxins/Furans
Certificate of Analysis
Sample Summary

SDG Number:	1410C82	**Client:**	HALL001	**Project:**	HALL00113
Lab Sample ID:	6854002	**Date Collected:**	10/28/2014 11:00	**Matrix:**	WATER
Client Sample:	1613B Water	**Date Received:**	10/31/2014 09:55		
Client ID:	1410C82-002J PSMW-13A			**Prep Basis:**	As Received
Batch ID:	27342	**Method:**	EPA Method 1613B		
Run Date:	11/20/2014 10:31	**Analyst:**	JTF	**Instrument:**	HRP750
Data File:	A17NOV14A_8-2			**Dilution:**	1
Prep Batch:	27339	**Prep Method:**	SW846 3520C		
Prep Date:	03-NOV-14	**Prep Aliquot:**	975 mL		

CAS No.	Parmname	Qual	Result	Units	PQL

Surrogate/Tracer recovery	Qual	Result	Nominal	Units	Recovery%	Acceptable Limits
13C-1,2,3,4,6,7,8-HpCDF		1400	2050	pg/L	68.4	(28%-143%)
13C-1,2,3,4,7,8,9-HpCDF		1400	2050	pg/L	68.1	(26%-138%)
37Cl-2,3,7,8-TCDD		184	205	pg/L	89.6	(35%-197%)

Comments:

U Analyte was analyzed for, but not detected above the specified detection limit.

Hi-Res Dioxins/Furans
Certificate of Analysis
Sample Summary

SDG Number:	1410C82	Client:	HALL001	Project:	HALL00113
Lab Sample ID:	6854003	Date Collected:	10/28/2014 12:35	Matrix:	WATER
Client Sample:	1613B Water	Date Received:	10/31/2014 09:55		
Client ID:	1410C82-003J PSMW-10			Prep Basis:	As Received
Batch ID:	27342	Method:	EPA Method 1613B		
Run Date:	11/20/2014 11:18	Analyst:	JTF	Instrument:	HRP750
Data File:	A17NOV14A_8-3			Dilution:	1
Prep Batch:	27339	Prep Method:	SW846 3520C		
Prep Date:	03-NOV-14	Prep Aliquot:	961.9 mL		

CAS No.	Parmname	Qual	Result	Units	PQL
1746-01-6	2,3,7,8-TCDD	U	10.4	pg/L	10.4
40321-76-4	1,2,3,7,8-PeCDD	U	52	pg/L	52.0
39227-28-6	1,2,3,4,7,8-HxCDD	U	52	pg/L	52.0
57653-85-7	1,2,3,6,7,8-HxCDD	U	52	pg/L	52.0
19408-74-3	1,2,3,7,8,9-HxCDD	U	52	pg/L	52.0
35822-46-9	1,2,3,4,6,7,8-HpCDD	U	52	pg/L	52.0
3268-87-9	1,2,3,4,6,7,8,9-OCDD	U	104	pg/L	104
51207-31-9	2,3,7,8-TCDF	U	10.4	pg/L	10.4
57117-41-6	1,2,3,7,8-PeCDF	U	52	pg/L	52.0
57117-31-4	2,3,4,7,8-PeCDF	U	52	pg/L	52.0
70648-26-9	1,2,3,4,7,8-HxCDF	U	52	pg/L	52.0
57117-44-9	1,2,3,6,7,8-HxCDF	U	52	pg/L	52.0
60851-34-5	2,3,4,6,7,8-HxCDF	U	52	pg/L	52.0
72918-21-9	1,2,3,7,8,9-HxCDF	U	52	pg/L	52.0
67562-39-4	1,2,3,4,6,7,8-HpCDF	U	52	pg/L	52.0
55673-89-7	1,2,3,4,7,8,9-HpCDF	U	52	pg/L	52.0
39001-02-0	1,2,3,4,6,7,8,9-OCDF	U	104	pg/L	104
41903-57-5	Total Tetrachlorodibenzo-p-dioxin	U	10.4	pg/L	10.4
36088-22-9	Total Pentachlorodibenzo-p-dioxin	U	52	pg/L	52.0
34465-46-8	Total Hexachlorodibenzo-p-dioxin	U	52	pg/L	52.0
37871-00-4	Total Heptachlorodibenzo-p-dioxin	U	52	pg/L	52.0
30402-14-3	Total Tetrachlorodibenzofuran	U	10.4	pg/L	10.4
30402-15-4	Total Pentachlorodibenzofuran	U	52	pg/L	52.0
55684-94-1	Total Hexachlorodibenzofuran	U	52	pg/L	52.0
38998-75-3	Total Heptachlorodibenzofuran	U	52	pg/L	52.0
3333-30-0	TEQ WHO2005 ND=0		0.00	pg/L	
3333-30-1	TEQ WHO2005 ND=0.5		58.8	pg/L	

Surrogate/Tracer recovery	Qual	Result	Nominal	Units	Recovery%	Acceptable Limits
13C-2,3,7,8-TCDD		1590	2080	pg/L	76.5	(25%-164%)
13C-1,2,3,7,8-PeCDD		1750	2080	pg/L	84.0	(25%-181%)
13C-1,2,3,4,7,8-HxCDD		1400	2080	pg/L	67.1	(32%-141%)
13C-1,2,3,6,7,8-HxCDD		1900	2080	pg/L	91.6	(28%-130%)
13C-1,2,3,4,6,7,8-HpCDD		1560	2080	pg/L	74.8	(23%-140%)
13C-OCDD		2330	4160	pg/L	56.0	(17%-157%)
13C-2,3,7,8-TCDF		1680	2080	pg/L	80.6	(24%-169%)
13C-1,2,3,7,8-PeCDF		1750	2080	pg/L	84.2	(24%-185%)
13C-2,3,4,7,8-PeCDF		1780	2080	pg/L	85.6	(21%-178%)
13C-1,2,3,4,7,8-HxCDF		1420	2080	pg/L	68.4	(26%-152%)
13C-1,2,3,6,7,8-HxCDF		1720	2080	pg/L	82.6	(26%-123%)
13C-2,3,4,6,7,8-HxCDF		1600	2080	pg/L	76.8	(28%-136%)
13C-1,2,3,7,8,9-HxCDF		1410	2080	pg/L	67.9	(29%-147%)

Certificate of Analysis
Sample Summary

SDG Number:	1410C82	**Client:**	HALL001	**Project:**	HALL00113
Lab Sample ID:	6854003	**Date Collected:**	10/28/2014 12:35	**Matrix:**	WATER
Client Sample:	1613B Water	**Date Received:**	10/31/2014 09:55		
Client ID:	1410C82-003J PSMW-10			**Prep Basis:**	As Received
Batch ID:	27342	**Method:**	EPA Method 1613B		
Run Date:	11/20/2014 11:18	**Analyst:**	JTF	**Instrument:**	HRP750
Data File:	A17NOV14A_8-3			**Dilution:**	1
Prep Batch:	27339	**Prep Method:**	SW846 3520C		
Prep Date:	03-NOV-14	**Prep Aliquot:**	961.9 mL		

CAS No.	Parmname	Qual	Result	Units	PQL

Surrogate/Tracer recovery	Qual	Result	Nominal	Units	Recovery%	Acceptable Limits
13C-1,2,3,4,6,7,8-HpCDF		1490	2080	pg/L	71.7	(28%-143%)
13C-1,2,3,4,7,8,9-HpCDF		1470	2080	pg/L	70.9	(26%-138%)
37Cl-2,3,7,8-TCDD		189	208	pg/L	90.8	(35%-197%)

Comments:

U Analyte was analyzed for, but not detected above the specified detection limit.

Hi-Res Dioxins/Furans
Surrogate Recovery Report

SDG Number: 1410C82

Matrix Type: LIQUID

Sample ID	Client ID	Surrogate	QUAL	Recovery (%)	Acceptance Limits
12011791	LCS for batch 27339	13C-2,3,7,8-TCDD		76.4	(20%-175%)
		13C-1,2,3,7,8-PeCDD		81.5	(21%-227%)
		13C-1,2,3,4,7,8-HxCDD		70.0	(21%-193%)
		13C-1,2,3,6,7,8-HxCDD		78.1	(25%-163%)
		13C-1,2,3,4,6,7,8-HpCDD		81.1	(22%-166%)
		13C-OCDD		67.7	(13%-199%)
		13C-2,3,7,8-TCDF		83.8	(22%-152%)
		13C-1,2,3,7,8-PeCDF		86.3	(21%-192%)
		13C-2,3,4,7,8-PeCDF		85.2	(13%-328%)
		13C-1,2,3,4,7,8-HxCDF		71.1	(19%-202%)
		13C-1,2,3,6,7,8-HxCDF		77.3	(21%-159%)
		13C-2,3,4,6,7,8-HxCDF		74.4	(22%-176%)
		13C-1,2,3,7,8,9-HxCDF		72.3	(17%-205%)
		13C-1,2,3,4,6,7,8-HpCDF		73.2	(21%-158%)
		13C-1,2,3,4,7,8,9-HpCDF		77.2	(20%-186%)
		37Cl-2,3,7,8-TCDD		83.8	(31%-191%)
12011792	LCSD for batch 27339	13C-2,3,7,8-TCDD		79.8	(20%-175%)
		13C-1,2,3,7,8-PeCDD		92.8	(21%-227%)
		13C-1,2,3,4,7,8-HxCDD		74.3	(21%-193%)
		13C-1,2,3,6,7,8-HxCDD		79.2	(25%-163%)
		13C-1,2,3,4,6,7,8-HpCDD		81.8	(22%-166%)
		13C-OCDD		68.3	(13%-199%)
		13C-2,3,7,8-TCDF		89.2	(22%-152%)
		13C-1,2,3,7,8-PeCDF		93.8	(21%-192%)
		13C-2,3,4,7,8-PeCDF		94.7	(13%-328%)
		13C-1,2,3,4,7,8-HxCDF		72.8	(19%-202%)
		13C-1,2,3,6,7,8-HxCDF		78.0	(21%-159%)
		13C-2,3,4,6,7,8-HxCDF		75.5	(22%-176%)
		13C-1,2,3,7,8,9-HxCDF		72.3	(17%-205%)
		13C-1,2,3,4,6,7,8-HpCDF		77.4	(21%-158%)
		13C-1,2,3,4,7,8,9-HpCDF		81.3	(20%-186%)
		37Cl-2,3,7,8-TCDD		92.5	(31%-191%)
12011790	MB for batch 27339	13C-2,3,7,8-TCDD		84.1	(25%-164%)
		13C-1,2,3,7,8-PeCDD		88.0	(25%-181%)
		13C-1,2,3,4,7,8-HxCDD		77.0	(32%-141%)
		13C-1,2,3,6,7,8-HxCDD		81.9	(28%-130%)
		13C-1,2,3,4,6,7,8-HpCDD		86.3	(23%-140%)
		13C-OCDD		72.6	(17%-157%)
		13C-2,3,7,8-TCDF		90.6	(24%-169%)
		13C-1,2,3,7,8-PeCDF		94.0	(24%-185%)
		13C-2,3,4,7,8-PeCDF		91.4	(21%-178%)
		13C-1,2,3,4,7,8-HxCDF		75.7	(26%-152%)
		13C-1,2,3,6,7,8-HxCDF		79.7	(26%-123%)
		13C-2,3,4,6,7,8-HxCDF		79.1	(28%-136%)
		13C-1,2,3,7,8,9-HxCDF		75.2	(29%-147%)
		13C-1,2,3,4,6,7,8-HpCDF		79.6	(28%-143%)
		13C-1,2,3,4,7,8,9-HpCDF		84.9	(26%-138%)
		37Cl-2,3,7,8-TCDD		94.5	(35%-197%)
6854001	1410C82-001J PSMW-08B	13C-2,3,7,8-TCDD		86.5	(25%-164%)

Hi-Res Dioxins/Furans
Surrogate Recovery Report

SDG Number: 1410C82
Matrix Type: LIQUID

Sample ID	Client ID	Surrogate	QUAL	Recovery (%)	Acceptance Limits
6854001	1410C82-001J PSMW-08B	13C-1,2,3,7,8-PeCDD		81.8	(25%-181%)
		13C-1,2,3,4,7,8-HxCDD		76.1	(32%-141%)
		13C-1,2,3,6,7,8-HxCDD		86.8	(28%-130%)
		13C-1,2,3,4,6,7,8-HpCDD		85.8	(23%-140%)
		13C-OCDD		72.3	(17%-157%)
		13C-2,3,7,8-TCDF		93.9	(24%-169%)
		13C-1,2,3,7,8-PeCDF		95.8	(24%-185%)
		13C-2,3,4,7,8-PeCDF		92.5	(21%-178%)
		13C-1,2,3,4,7,8-HxCDF		76.9	(26%-152%)
		13C-1,2,3,6,7,8-HxCDF		87.4	(26%-123%)
		13C-2,3,4,6,7,8-HxCDF		84.8	(28%-136%)
		13C-1,2,3,7,8,9-HxCDF		80.2	(29%-147%)
		13C-1,2,3,4,6,7,8-HpCDF		80.5	(28%-143%)
		13C-1,2,3,4,7,8,9-HpCDF		83.1	(26%-138%)
		37Cl-2,3,7,8-TCDD		95.5	(35%-197%)
6854002	1410C82-002J PSMW-13A	13C-2,3,7,8-TCDD		77.8	(25%-164%)
		13C-1,2,3,7,8-PeCDD		87.8	(25%-181%)
		13C-1,2,3,4,7,8-HxCDD		65.5	(32%-141%)
		13C-1,2,3,6,7,8-HxCDD		89.3	(28%-130%)
		13C-1,2,3,4,6,7,8-HpCDD		70.5	(23%-140%)
		13C-OCDD		53.1	(17%-157%)
		13C-2,3,7,8-TCDF		80.1	(24%-169%)
		13C-1,2,3,7,8-PeCDF		86.4	(24%-185%)
		13C-2,3,4,7,8-PeCDF		87.5	(21%-178%)
		13C-1,2,3,4,7,8-HxCDF		65.8	(26%-152%)
		13C-1,2,3,6,7,8-HxCDF		81.1	(26%-123%)
		13C-2,3,4,6,7,8-HxCDF		73.2	(28%-136%)
		13C-1,2,3,7,8,9-HxCDF		69.0	(29%-147%)
		13C-1,2,3,4,6,7,8-HpCDF		68.4	(28%-143%)
		13C-1,2,3,4,7,8,9-HpCDF		68.1	(26%-138%)
		37Cl-2,3,7,8-TCDD		89.6	(35%-197%)
6854003	1410C82-003J PSMW-10	13C-2,3,7,8-TCDD		76.5	(25%-164%)
		13C-1,2,3,7,8-PeCDD		84.0	(25%-181%)
		13C-1,2,3,4,7,8-HxCDD		67.1	(32%-141%)
		13C-1,2,3,6,7,8-HxCDD		91.6	(28%-130%)
		13C-1,2,3,4,6,7,8-HpCDD		74.8	(23%-140%)
		13C-OCDD		56.0	(17%-157%)
		13C-2,3,7,8-TCDF		80.6	(24%-169%)
		13C-1,2,3,7,8-PeCDF		84.2	(24%-185%)
		13C-2,3,4,7,8-PeCDF		85.6	(21%-178%)
		13C-1,2,3,4,7,8-HxCDF		68.4	(26%-152%)
		13C-1,2,3,6,7,8-HxCDF		82.6	(26%-123%)
		13C-2,3,4,6,7,8-HxCDF		76.8	(28%-136%)
		13C-1,2,3,7,8,9-HxCDF		67.9	(29%-147%)
		13C-1,2,3,4,6,7,8-HpCDF		71.7	(28%-143%)
		13C-1,2,3,4,7,8,9-HpCDF		70.9	(26%-138%)
		37Cl-2,3,7,8-TCDD		90.8	(35%-197%)

* Recovery outside Acceptance Limits

Hi-Res Dioxins/Furans
Surrogate Recovery Report

SDG Number: 1410C82

Matrix Type: LIQUID

Sample ID	Client ID	Surrogate	QUAL	Recovery (%)	Acceptance Limits

* Recovery outside Acceptance Limits

\# Column to be used to flag recovery values

D Sample Diluted

Quality Control Summary
Spike Recovery Report

SDG Number: 1410C82
Client ID: LCS for batch 27339
Lab Sample ID: 12011791
Instrument: HRP750
Analyst: JTF

Sample Type: Laboratory Control Sample
Matrix: WATER
Analysis Date: 11/07/2014 05:57
Dilution: 1
Prep Batch ID: 27339
Batch ID: 27342

CAS No.		Parmname	Amount Added pg/L	Spike Conc. pg/L	Recovery %	Acceptance Limits
1746-01-6	LCS	2,3,7,8-TCDD	200	212	106	67-158
40321-76-4	LCS	1,2,3,7,8-PeCDD	1000	1040	104	70-142
39227-28-6	LCS	1,2,3,4,7,8-HxCDD	1000	1040	104	70-164
57653-85-7	LCS	1,2,3,6,7,8-HxCDD	1000	1060	106	74-134
19408-74-3	LCS	1,2,3,7,8,9-HxCDD	1000	1110	111	64-162
35822-46-9	LCS	1,2,3,4,6,7,8-HpCDD	1000	1020	102	70-140
3268-87-9	LCS	1,2,3,4,6,7,8,9-OCDD	2000	2080	104	78-144
51207-31-9	LCS	2,3,7,8-TCDF	200	193	96.5	75-158
57117-41-6	LCS	1,2,3,7,8-PeCDF	1000	1020	102	80-134
57117-31-4	LCS	2,3,4,7,8-PeCDF	1000	1050	105	68-160
70648-26-9	LCS	1,2,3,4,7,8-HxCDF	1000	1060	106	72-134
57117-44-9	LCS	1,2,3,6,7,8-HxCDF	1000	1100	110	84-130
60851-34-5	LCS	2,3,4,6,7,8-HxCDF	1000	1080	108	70-156
72918-21-9	LCS	1,2,3,7,8,9-HxCDF	1000	1080	108	78-130
67562-39-4	LCS	1,2,3,4,6,7,8-HpCDF	1000	1050	105	82-122
55673-89-7	LCS	1,2,3,4,7,8,9-HpCDF	1000	1060	106	78-138
39001-02-0	LCS	1,2,3,4,6,7,8,9-OCDF	2000	2210	110	63-170

Quality Control Summary
Spike Recovery Report

SDG Number: 1410C82
Client ID: LCSD for batch 27339
Lab Sample ID: 12011792
Instrument: HRP750
Analyst: JTF

Sample Type: Laboratory Control Sample Duplicate
Matrix: WATER
Analysis Date: 11/07/2014 06:43
Dilution: 1
Prep Batch ID: 27339
Batch ID: 27342

CAS No.		Parmname	Amount Added pg/L	Spike Conc. pg/L	Recovery %	Acceptance Limits	RPD %	Acceptance Limits
1746-01-6	LCSD	2,3,7,8-TCDD	200	214	107	67-158	1.34	0-20
40321-76-4	LCSD	1,2,3,7,8-PeCDD	1000	1050	105	70-142	0.790	0-20
39227-28-6	LCSD	1,2,3,4,7,8-HxCDD	1000	1020	102	70-164	1.98	0-20
57653-85-7	LCSD	1,2,3,6,7,8-HxCDD	1000	1070	107	74-134	1.18	0-20
19408-74-3	LCSD	1,2,3,7,8,9-HxCDD	1000	1140	114	64-162	2.46	0-20
35822-46-9	LCSD	1,2,3,4,6,7,8-HpCDD	1000	1020	102	70-140	0.669	0-20
3268-87-9	LCSD	1,2,3,4,6,7,8,9-OCDD	2000	2070	104	78-144	0.423	0-20
51207-31-9	LCSD	2,3,7,8-TCDF	200	191	95.6	75-158	0.906	0-20
57117-41-6	LCSD	1,2,3,7,8-PeCDF	1000	1010	101	80-134	0.221	0-20
57117-31-4	LCSD	2,3,4,7,8-PeCDF	1000	1040	104	68-160	1.00	0-20
70648-26-9	LCSD	1,2,3,4,7,8-HxCDF	1000	1050	105	72-134	0.642	0-20
57117-44-9	LCSD	1,2,3,6,7,8-HxCDF	1000	1060	106	84-130	3.36	0-20
60851-34-5	LCSD	2,3,4,6,7,8-HxCDF	1000	1050	105	70-156	1.91	0-20
72918-21-9	LCSD	1,2,3,7,8,9-HxCDF	1000	1100	110	78-130	2.38	0-20
67562-39-4	LCSD	1,2,3,4,6,7,8-HpCDF	1000	992	99.2	82-122	5.61	0-20
55673-89-7	LCSD	1,2,3,4,7,8,9-HpCDF	1000	1040	104	78-138	1.14	0-20
39001-02-0	LCSD	1,2,3,4,6,7,8,9-OCDF	2000	2230	111	63-170	0.721	0-20

Method Blank Summary

SDG Number:	**1410C82**	**Client:**	**HALL001**	**Matrix:**	**WATER**
Client ID:	**MB for batch 27339**	**Instrument ID:**	**HRP750**	**Data File:**	**A06NOV14A_3-3**
Lab Sample ID:	**12011790**	**Prep Date:**	**03-NOV-14**	**Analyzed:**	**11/07/14 07:29**
Column:					

This method blank applies to the following samples and quality control samples:

	Client Sample ID	Lab Sample ID	File ID	Date Analyzed	Time Analyzed
01	LCS for batch 27339	12011791	A06NOV14A_3-1	11/07/14	0557
02	LCSD for batch 27339	12011792	A06NOV14A_3-2	11/07/14	0643
03	1410C82-001J PSMW-08B	6854001	A06NOV14A_3-11	11/07/14	1341
04	1410C82-002J PSMW-13A	6854002	A17NOV14A_8-2	11/20/14	1031
05	1410C82-003J PSMW-10	6854003	A17NOV14A_8-3	11/20/14	1118

Certificate of Analysis
Sample Summary

SDG Number:	1410C82	Client:	HALL001	Project:	HALL00113
Lab Sample ID:	12011790			Matrix:	WATER
Client Sample:	QC for batch 27339				
Client ID:	MB for batch 27339			Prep Basis:	As Received
Batch ID:	27342	Method:	EPA Method 1613B		
Run Date:	11/07/2014 07:29	Analyst:	JTF	Instrument:	HRP750
Data File:	A06NOV14A_3-3			Dilution:	1
Prep Batch:	27339	Prep Method:	SW846 3520C		
Prep Date:	03-NOV-14	Prep Aliquot:	1000 mL		

CAS No.	Parmname	Qual	Result	Units	PQL
1746-01-6	2,3,7,8-TCDD	U	10	pg/L	10.0
40321-76-4	1,2,3,7,8-PeCDD	U	50	pg/L	50.0
39227-28-6	1,2,3,4,7,8-HxCDD	U	50	pg/L	50.0
57653-85-7	1,2,3,6,7,8-HxCDD	U	50	pg/L	50.0
19408-74-3	1,2,3,7,8,9-HxCDD	U	50	pg/L	50.0
35822-46-9	1,2,3,4,6,7,8-HpCDD	U	50	pg/L	50.0
3268-87-9	1,2,3,4,6,7,8,9-OCDD	U	100	pg/L	100
51207-31-9	2,3,7,8-TCDF	U	10	pg/L	10.0
57117-41-6	1,2,3,7,8-PeCDF	U	50	pg/L	50.0
57117-31-4	2,3,4,7,8-PeCDF	U	50	pg/L	50.0
70648-26-9	1,2,3,4,7,8-HxCDF	U	50	pg/L	50.0
57117-44-9	1,2,3,6,7,8-HxCDF	U	50	pg/L	50.0
60851-34-5	2,3,4,6,7,8-HxCDF	U	50	pg/L	50.0
72918-21-9	1,2,3,7,8,9-HxCDF	U	50	pg/L	50.0
67562-39-4	1,2,3,4,6,7,8-HpCDF	U	50	pg/L	50.0
55673-89-7	1,2,3,4,7,8,9-HpCDF	U	50	pg/L	50.0
39001-02-0	1,2,3,4,6,7,8,9-OCDF	U	100	pg/L	100
41903-57-5	Total Tetrachlorodibenzo-p-dioxin	U	10	pg/L	10.0
36088-22-9	Total Pentachlorodibenzo-p-dioxin	U	50	pg/L	50.0
34465-46-8	Total Hexachlorodibenzo-p-dioxin	U	50	pg/L	50.0
37871-00-4	Total Heptachlorodibenzo-p-dioxin	U	50	pg/L	50.0
30402-14-3	Total Tetrachlorodibenzofuran	U	10	pg/L	10.0
30402-15-4	Total Pentachlorodibenzofuran	U	50	pg/L	50.0
55684-94-1	Total Hexachlorodibenzofuran	U	50	pg/L	50.0
38998-75-3	Total Heptachlorodibenzofuran	U	50	pg/L	50.0
3333-30-0	TEQ WHO2005 ND=0		0.00	pg/L	
3333-30-1	TEQ WHO2005 ND=0.5		57.0	pg/L	

Surrogate/Tracer recovery	Qual	Result	Nominal	Units	Recovery%	Acceptable Limits
13C-2,3,7,8-TCDD		1680	2000	pg/L	84.1	(25%-164%)
13C-1,2,3,7,8-PeCDD		1760	2000	pg/L	88.0	(25%-181%)
13C-1,2,3,4,7,8-HxCDD		1540	2000	pg/L	77.0	(32%-141%)
13C-1,2,3,6,7,8-HxCDD		1640	2000	pg/L	81.9	(28%-130%)
13C-1,2,3,4,6,7,8-HpCDD		1730	2000	pg/L	86.3	(23%-140%)
13C-OCDD		2910	4000	pg/L	72.6	(17%-157%)
13C-2,3,7,8-TCDF		1810	2000	pg/L	90.6	(24%-169%)
13C-1,2,3,7,8-PeCDF		1880	2000	pg/L	94.0	(24%-185%)
13C-2,3,4,7,8-PeCDF		1830	2000	pg/L	91.4	(21%-178%)
13C-1,2,3,4,7,8-HxCDF		1510	2000	pg/L	75.7	(26%-152%)
13C-1,2,3,6,7,8-HxCDF		1590	2000	pg/L	79.7	(26%-123%)
13C-2,3,4,6,7,8-HxCDF		1580	2000	pg/L	79.1	(28%-136%)
13C-1,2,3,7,8,9-HxCDF		1500	2000	pg/L	75.2	(29%-147%)

Certificate of Analysis
Sample Summary

SDG Number:	1410C82	Client:	HALL001	Project:	HALL00113
Lab Sample ID:	12011790			Matrix:	WATER
Client Sample:	QC for batch 27339				
Client ID:	MB for batch 27339			Prep Basis:	As Received
Batch ID:	27342	Method:	EPA Method 1613B		
Run Date:	11/07/2014 07:29	Analyst:	JTF	Instrument:	HRP750
Data File:	A06NOV14A_3-3			Dilution:	1
Prep Batch:	27339	Prep Method:	SW846 3520C		
Prep Date:	03-NOV-14	Prep Aliquot:	1000 mL		

CAS No.	Parmname	Qual	Result	Units	PQL

Surrogate/Tracer recovery	Qual	Result	Nominal	Units	Recovery%	Acceptable Limits
13C-1,2,3,4,6,7,8-HpCDF		1590	2000	pg/L	79.6	(28%-143%)
13C-1,2,3,4,7,8,9-HpCDF		1700	2000	pg/L	84.9	(26%-138%)
37Cl-2,3,7,8-TCDD		189	200	pg/L	94.5	(35%-197%)

Comments:

J Value is estimated

K Estimated Maximum Possible Concentration

U Analyte was analyzed for, but not detected above the specified detection limit.

Certificate of Analysis
Sample Summary

SDG Number:	1410C82	**Client:**	HALL001	**Project:**	HALL00113
Lab Sample ID:	12011791			**Matrix:**	WATER
Client Sample:	QC for batch 27339				
Client ID:	LCS for batch 27339			**Prep Basis:**	As Received
Batch ID:	27342	**Method:**	EPA Method 1613B		
Run Date:	11/07/2014 05:57	**Analyst:**	JTF	**Instrument:**	HRP750
Data File:	A06NOV14A_3-1			**Dilution:**	1
Prep Batch:	27339	**Prep Method:**	SW846 3520C		
Prep Date:	03-NOV-14	**Prep Aliquot:**	1000 mL		

CAS No.	Parmname	Qual	Result	Units	PQL
1746-01-6	2,3,7,8-TCDD		212	pg/L	10.0
40321-76-4	1,2,3,7,8-PeCDD		1040	pg/L	50.0
39227-28-6	1,2,3,4,7,8-HxCDD		1040	pg/L	50.0
57653-85-7	1,2,3,6,7,8-HxCDD		1060	pg/L	50.0
19408-74-3	1,2,3,7,8,9-HxCDD		1110	pg/L	50.0
35822-46-9	1,2,3,4,6,7,8-HpCDD		1020	pg/L	50.0
3268-87-9	1,2,3,4,6,7,8,9-OCDD		2080	pg/L	100
51207-31-9	2,3,7,8-TCDF		193	pg/L	10.0
57117-41-6	1,2,3,7,8-PeCDF		1020	pg/L	50.0
57117-31-4	2,3,4,7,8-PeCDF		1050	pg/L	50.0
70648-26-9	1,2,3,4,7,8-HxCDF		1060	pg/L	50.0
57117-44-9	1,2,3,6,7,8-HxCDF		1100	pg/L	50.0
60851-34-5	2,3,4,6,7,8-HxCDF		1080	pg/L	50.0
72918-21-9	1,2,3,7,8,9-HxCDF		1080	pg/L	50.0
67562-39-4	1,2,3,4,6,7,8-HpCDF		1050	pg/L	50.0
55673-89-7	1,2,3,4,7,8,9-HpCDF		1060	pg/L	50.0
39001-02-0	1,2,3,4,6,7,8,9-OCDF		2210	pg/L	100

Surrogate/Tracer recovery	Qual	Result	Nominal	Units	Recovery%	Acceptable Limits
13C-2,3,7,8-TCDD		1530	2000	pg/L	76.4	(20%-175%)
13C-1,2,3,7,8-PeCDD		1630	2000	pg/L	81.5	(21%-227%)
13C-1,2,3,4,7,8-HxCDD		1400	2000	pg/L	70.0	(21%-193%)
13C-1,2,3,6,7,8-HxCDD		1560	2000	pg/L	78.1	(25%-163%)
13C-1,2,3,4,6,7,8-HpCDD		1620	2000	pg/L	81.1	(22%-166%)
13C-OCDD		2710	4000	pg/L	67.7	(13%-199%)
13C-2,3,7,8-TCDF		1680	2000	pg/L	83.8	(22%-152%)
13C-1,2,3,7,8-PeCDF		1730	2000	pg/L	86.3	(21%-192%)
13C-2,3,4,7,8-PeCDF		1700	2000	pg/L	85.2	(13%-328%)
13C-1,2,3,4,7,8-HxCDF		1420	2000	pg/L	71.1	(19%-202%)
13C-1,2,3,6,7,8-HxCDF		1550	2000	pg/L	77.3	(21%-159%)
13C-2,3,4,6,7,8-HxCDF		1490	2000	pg/L	74.4	(22%-176%)
13C-1,2,3,7,8,9-HxCDF		1450	2000	pg/L	72.3	(17%-205%)
13C-1,2,3,4,6,7,8-HpCDF		1460	2000	pg/L	73.2	(21%-158%)
13C-1,2,3,4,7,8,9-HpCDF		1540	2000	pg/L	77.2	(20%-186%)
37Cl-2,3,7,8-TCDD		168	200	pg/L	83.8	(31%-191%)

Comments:

U Analyte was analyzed for, but not detected above the specified detection limit.

Certificate of Analysis
Sample Summary

SDG Number:	1410C82	Client:	HALL001	Project:	HALL00113
Lab Sample ID:	12011792			Matrix:	WATER
Client Sample:	QC for batch 27339				
Client ID:	LCSD for batch 27339			Prep Basis:	As Received
Batch ID:	27342	Method:	EPA Method 1613B		
Run Date:	11/07/2014 06:43	Analyst:	JTF	Instrument:	HRP750
Data File:	A06NOV14A_3-2			Dilution:	1
Prep Batch:	27339	Prep Method:	SW846 3520C		
Prep Date:	03-NOV-14	Prep Aliquot:	1000 mL		

CAS No.	Parmname	Qual	Result	Units	PQL
1746-01-6	2,3,7,8-TCDD		214	pg/L	10.0
40321-76-4	1,2,3,7,8-PeCDD		1050	pg/L	50.0
39227-28-6	1,2,3,4,7,8-HxCDD		1020	pg/L	50.0
57653-85-7	1,2,3,6,7,8-HxCDD		1070	pg/L	50.0
19408-74-3	1,2,3,7,8,9-HxCDD		1140	pg/L	50.0
35822-46-9	1,2,3,4,6,7,8-HpCDD		1020	pg/L	50.0
3268-87-9	1,2,3,4,6,7,8,9-OCDD		2070	pg/L	100
51207-31-9	2,3,7,8-TCDF		191	pg/L	10.0
57117-41-6	1,2,3,7,8-PeCDF		1010	pg/L	50.0
57117-31-4	2,3,4,7,8-PeCDF		1040	pg/L	50.0
70648-26-9	1,2,3,4,7,8-HxCDF		1050	pg/L	50.0
57117-44-9	1,2,3,6,7,8-HxCDF		1060	pg/L	50.0
60851-34-5	2,3,4,6,7,8-HxCDF		1050	pg/L	50.0
72918-21-9	1,2,3,7,8,9-HxCDF		1100	pg/L	50.0
67562-39-4	1,2,3,4,6,7,8-HpCDF		992	pg/L	50.0
55673-89-7	1,2,3,4,7,8,9-HpCDF		1040	pg/L	50.0
39001-02-0	1,2,3,4,6,7,8,9-OCDF		2230	pg/L	100

Surrogate/Tracer recovery	Qual	Result	Nominal	Units	Recovery%	Acceptable Limits
13C-2,3,7,8-TCDD		1600	2000	pg/L	79.8	(20%-175%)
13C-1,2,3,7,8-PeCDD		1860	2000	pg/L	92.8	(21%-227%)
13C-1,2,3,4,7,8-HxCDD		1490	2000	pg/L	74.3	(21%-193%)
13C-1,2,3,6,7,8-HxCDD		1580	2000	pg/L	79.2	(25%-163%)
13C-1,2,3,4,6,7,8-HpCDD		1640	2000	pg/L	81.8	(22%-166%)
13C-OCDD		2730	4000	pg/L	68.3	(13%-199%)
13C-2,3,7,8-TCDF		1780	2000	pg/L	89.2	(22%-152%)
13C-1,2,3,7,8-PeCDF		1880	2000	pg/L	93.8	(21%-192%)
13C-2,3,4,7,8-PeCDF		1890	2000	pg/L	94.7	(13%-328%)
13C-1,2,3,4,7,8-HxCDF		1460	2000	pg/L	72.8	(19%-202%)
13C-1,2,3,6,7,8-HxCDF		1560	2000	pg/L	78.0	(21%-159%)
13C-2,3,4,6,7,8-HxCDF		1510	2000	pg/L	75.5	(22%-176%)
13C-1,2,3,7,8,9-HxCDF		1450	2000	pg/L	72.3	(17%-205%)
13C-1,2,3,4,6,7,8-HpCDF		1550	2000	pg/L	77.4	(21%-158%)
13C-1,2,3,4,7,8,9-HpCDF		1630	2000	pg/L	81.3	(20%-186%)
37Cl-2,3,7,8-TCDD		185	200	pg/L	92.5	(31%-191%)

Comments:

U Analyte was analyzed for, but not detected above the specified detection limit.

QC SUMMARY REPORT

Hall Environmental Analysis Laboratory, Inc.

WO#: 1410C82

21-Nov-14

Client: PNM Resources

Project: Person Generating Station

Sample ID **MB-16280** SampType: **MBLK** TestCode: **EPA Method 200.7: Metals**

Client ID: **PBW** Batch ID: **16280** RunNo: **22422**

Prep Date: **11/6/2014** Analysis Date: **11/7/2014** SeqNo: **660718** Units: **mg/L**

Analyte	Result	PQL	SPK value	SPK Ref Val	%REC	LowLimit	HighLimit	%RPD	RPDLimit	Qual
Barium	ND	0.0020								
Beryllium	ND	0.0020								
Cadmium	ND	0.0020								
Chromium	ND	0.0060								
Cobalt	ND	0.0060								
Copper	ND	0.0060								
Lead	ND	0.0050								
Nickel	ND	0.010								
Tin	ND	0.010								
Vanadium	ND	0.050								
Zinc	ND	0.010								

Sample ID **LCS-16280** SampType: **LCS** TestCode: **EPA Method 200.7: Metals**

Client ID: **LCSW** Batch ID: **16280** RunNo: **22422**

Prep Date: **11/6/2014** Analysis Date: **11/7/2014** SeqNo: **660719** Units: **mg/L**

Analyte	Result	PQL	SPK value	SPK Ref Val	%REC	LowLimit	HighLimit	%RPD	RPDLimit	Qual
Barium	0.51	0.0020	0.5000	0	102	85	115			
Beryllium	0.54	0.0020	0.5000	0	108	85	115			
Cadmium	0.52	0.0020	0.5000	0	103	85	115			
Chromium	0.51	0.0060	0.5000	0	101	85	115			
Cobalt	0.49	0.0060	0.5000	0	98.8	85	115			
Copper	0.49	0.0060	0.5000	0	98.4	85	115			
Lead	0.51	0.0050	0.5000	0	102	85	115			
Nickel	0.50	0.010	0.5000	0	99.3	85	115			
Tin	0.54	0.010	0.5000	0	107	85	115			
Vanadium	0.54	0.050	0.5000	0	108	85	115			
Zinc	0.51	0.010	0.5000	0	102	85	115			

Qualifiers:

- * Value exceeds Maximum Contaminant Level.
- E Value above quantitation range
- J Analyte detected below quantitation limits
- O RSD is greater than RSDlimit
- R RPD outside accepted recovery limits
- S Spike Recovery outside accepted recovery limits
- B Analyte detected in the associated Method Blank
- H Holding times for preparation or analysis exceeded
- ND Not Detected at the Reporting Limit
- P Sample pH greater than 2.
- RL Reporting Detection Limit

QC SUMMARY REPORT

Hall Environmental Analysis Laboratory, Inc.

WO#: 1410C82

21-Nov-14

Client: PNM Resources

Project: Person Generating Station

Sample ID **1410C82-002DMSDL** SampType: **MSDLL** TestCode: **EPA 200.8: Metals**

Client ID: **PSMW-13A** Batch ID: **16280** RunNo: **22411**

Prep Date: **11/6/2014** Analysis Date: **11/7/2014** SeqNo: **660449** Units: **mg/L**

Analyte	Result	PQL	SPK value	SPK Ref Val	%REC	LowLimit	HighLimit	%RPD	RPDLimit	Qual
Thallium	0.027	0.0010	0.02500	0	110	70	130	1.15	20	

Sample ID **1410C82-002DMSLL** SampType: **MSLL** TestCode: **EPA 200.8: Metals**

Client ID: **PSMW-13A** Batch ID: **16280** RunNo: **22411**

Prep Date: **11/6/2014** Analysis Date: **11/7/2014** SeqNo: **660450** Units: **mg/L**

Analyte	Result	PQL	SPK value	SPK Ref Val	%REC	LowLimit	HighLimit	%RPD	RPDLimit	Qual
Thallium	0.028	0.0010	0.02500	0	111	70	130			

Sample ID **LLLCS-16280** SampType: **LCSLL** TestCode: **EPA 200.8: Metals**

Client ID: **BatchQC** Batch ID: **16280** RunNo: **22411**

Prep Date: **11/6/2014** Analysis Date: **11/7/2014** SeqNo: **660499** Units: **mg/L**

Analyte	Result	PQL	SPK value	SPK Ref Val	%REC	LowLimit	HighLimit	%RPD	RPDLimit	Qual
Thallium	0.026	0.0010	0.02500	0	105	85	115			

Sample ID **MB-16280** SampType: **MBLK** TestCode: **EPA 200.8: Metals**

Client ID: **PBW** Batch ID: **16280** RunNo: **22411**

Prep Date: **11/6/2014** Analysis Date: **11/7/2014** SeqNo: **660502** Units: **mg/L**

Analyte	Result	PQL	SPK value	SPK Ref Val	%REC	LowLimit	HighLimit	%RPD	RPDLimit	Qual
Selenium	ND	0.0010								
Thallium	ND	0.0010								

Sample ID **1410C82-002DMSDL** SampType: **MSDLL** TestCode: **EPA 200.8: Metals**

Client ID: **PSMW-13A** Batch ID: **16280** RunNo: **22466**

Prep Date: **11/6/2014** Analysis Date: **11/11/2014** SeqNo: **662730** Units: **mg/L**

Analyte	Result	PQL	SPK value	SPK Ref Val	%REC	LowLimit	HighLimit	%RPD	RPDLimit	Qual
Antimony	0.027	0.0010	0.02500	0	109	70	130	0.509	20	
Arsenic	0.027	0.0010	0.02500	0.002335	98.7	70	130	1.12	20	
Selenium	0.036	0.0010	0.02500	0.01392	90.1	70	130	0.215	20	

Sample ID **1410C82-002DMSLL** SampType: **MSLL** TestCode: **EPA 200.8: Metals**

Client ID: **PSMW-13A** Batch ID: **16280** RunNo: **22466**

Prep Date: **11/6/2014** Analysis Date: **11/11/2014** SeqNo: **662731** Units: **mg/L**

Analyte	Result	PQL	SPK value	SPK Ref Val	%REC	LowLimit	HighLimit	%RPD	RPDLimit	Qual
Antimony	0.028	0.0010	0.02500	0	110	70	130			
Arsenic	0.027	0.0010	0.02500	0.002335	100	70	130			

Qualifiers:

*	Value exceeds Maximum Contaminant Level.	B	Analyte detected in the associated Method Blank
E	Value above quantitation range	H	Holding times for preparation or analysis exceeded
J	Analyte detected below quantitation limits	ND	Not Detected at the Reporting Limit
O	RSD is greater than RSDlimit	P	Sample pH greater than 2.
R	RPD outside accepted recovery limits	RL	Reporting Detection Limit
S	Spike Recovery outside accepted recovery limits		

QC SUMMARY REPORT

Hall Environmental Analysis Laboratory, Inc.

WO#: **1410C82**

21-Nov-14

Client: PNM Resources

Project: Person Generating Station

Sample ID **1410C82-002DMSLL** SampType: **MSLL** TestCode: **EPA 200.8: Metals**

Client ID: **PSMW-13A** Batch ID: **16280** RunNo: **22466**

Prep Date: **11/6/2014** Analysis Date: **11/11/2014** SeqNo: **662731** Units: **mg/L**

Analyte	Result	PQL	SPK value	SPK Ref Val	%REC	LowLimit	HighLimit	%RPD	RPDLimit	Qual
Selenium	0.036	0.0010	0.02500	0.01392	89.8	70	130			

Sample ID **LLLCS-16280** SampType: **LCSLL** TestCode: **EPA 200.8: Metals**

Client ID: **BatchQC** Batch ID: **16280** RunNo: **22466**

Prep Date: **11/6/2014** Analysis Date: **11/11/2014** SeqNo: **662753** Units: **mg/L**

Analyte	Result	PQL	SPK value	SPK Ref Val	%REC	LowLimit	HighLimit	%RPD	RPDLimit	Qual
Antimony	0.026	0.0010	0.02500	0	105	85	115			
Arsenic	0.023	0.0010	0.02500	0	91.3	85	115			

Sample ID **MB-16280** SampType: **MBLK** TestCode: **EPA 200.8: Metals**

Client ID: **PBW** Batch ID: **16280** RunNo: **22466**

Prep Date: **11/6/2014** Analysis Date: **11/11/2014** SeqNo: **662754** Units: **mg/L**

Analyte	Result	PQL	SPK value	SPK Ref Val	%REC	LowLimit	HighLimit	%RPD	RPDLimit	Qual
Antimony	ND	0.0010								
Arsenic	ND	0.0010								

Qualifiers:

*	Value exceeds Maximum Contaminant Level.	B	Analyte detected in the associated Method Blank
E	Value above quantitation range	H	Holding times for preparation or analysis exceeded
J	Analyte detected below quantitation limits	ND	Not Detected at the Reporting Limit
O	RSD is greater than RSDlimit	P	Sample pH greater than 2.
R	RPD outside accepted recovery limits	RL	Reporting Detection Limit
S	Spike Recovery outside accepted recovery limits		

QC SUMMARY REPORT

Hall Environmental Analysis Laboratory, Inc.

WO#: 1410C82

21-Nov-14

Client: PNM Resources

Project: Person Generating Station

Sample ID **MB-16303** SampType: **MBLK** TestCode: **EPA Method 245.1: Mercury**

Client ID: **PBW** Batch ID: **16303** RunNo: **22432**

Prep Date: **11/10/2014** Analysis Date: **11/10/2014** SeqNo: **661189** Units: **mg/L**

Analyte	Result	PQL	SPK value	SPK Ref Val	%REC	LowLimit	HighLimit	%RPD	RPDLimit	Qual
Mercury	ND	0.00020								

Sample ID **LCS-16303** SampType: **LCS** TestCode: **EPA Method 245.1: Mercury**

Client ID: **LCSW** Batch ID: **16303** RunNo: **22432**

Prep Date: **11/10/2014** Analysis Date: **11/10/2014** SeqNo: **661190** Units: **mg/L**

Analyte	Result	PQL	SPK value	SPK Ref Val	%REC	LowLimit	HighLimit	%RPD	RPDLimit	Qual
Mercury	0.0050	0.00020	0.005000	0	100	80	120			

Sample ID **1410C82-002DMS** SampType: **MS** TestCode: **EPA Method 245.1: Mercury**

Client ID: **PSMW-13A** Batch ID: **16303** RunNo: **22432**

Prep Date: **11/10/2014** Analysis Date: **11/10/2014** SeqNo: **661194** Units: **mg/L**

Analyte	Result	PQL	SPK value	SPK Ref Val	%REC	LowLimit	HighLimit	%RPD	RPDLimit	Qual
Mercury	0.0049	0.00020	0.005000	0	98.1	75	125			

Sample ID **1410C82-002DMSD** SampType: **MSD** TestCode: **EPA Method 245.1: Mercury**

Client ID: **PSMW-13A** Batch ID: **16303** RunNo: **22432**

Prep Date: **11/10/2014** Analysis Date: **11/10/2014** SeqNo: **661195** Units: **mg/L**

Analyte	Result	PQL	SPK value	SPK Ref Val	%REC	LowLimit	HighLimit	%RPD	RPDLimit	Qual
Mercury	0.0050	0.00020	0.005000	0	99.7	75	125	1.60	20	

Qualifiers:

*	Value exceeds Maximum Contaminant Level.	B	Analyte detected in the associated Method Blank
E	Value above quantitation range	H	Holding times for preparation or analysis exceeded
J	Analyte detected below quantitation limits	ND	Not Detected at the Reporting Limit
O	RSD is greater than RSDlimit	P	Sample pH greater than 2.
R	RPD outside accepted recovery limits	RL	Reporting Detection Limit
S	Spike Recovery outside accepted recovery limits		

QC SUMMARY REPORT

Hall Environmental Analysis Laboratory, Inc.

WO#: **1410C82**

21-Nov-14

Client: PNM Resources

Project: Person Generating Station

Sample ID **MB-16142** SampType: **MBLK** TestCode: **EPA Method 504.1: EDB/DBCP**

Client ID: **PBW** Batch ID: **16142** RunNo: **22206**

Prep Date: **10/29/2014** Analysis Date: **10/29/2014** SeqNo: **654311** Units: **µg/L**

Analyte	Result	PQL	SPK value	SPK Ref Val	%REC	LowLimit	HighLimit	%RPD	RPDLimit	Qual
1,2-Dibromo-3-chloropropane	ND	0.10								
1,2-Dibromoethane	ND	0.010								

Sample ID **LCS-16142** SampType: **LCS** TestCode: **EPA Method 504.1: EDB/DBCP**

Client ID: **LCSW** Batch ID: **16142** RunNo: **22206**

Prep Date: **10/29/2014** Analysis Date: **10/29/2014** SeqNo: **654312** Units: **µg/L**

Analyte	Result	PQL	SPK value	SPK Ref Val	%REC	LowLimit	HighLimit	%RPD	RPDLimit	Qual
1,2-Dibromo-3-chloropropane	ND	0.10	0.1000	0	95.0	70	130			
1,2-Dibromoethane	0.084	0.010	0.1000	0	84.0	70	130			

Sample ID **1410C82-003AMS** SampType: **MS** TestCode: **EPA Method 504.1: EDB/DBCP**

Client ID: **PSMW-10** Batch ID: **16142** RunNo: **22206**

Prep Date: **10/29/2014** Analysis Date: **10/29/2014** SeqNo: **654611** Units: **µg/L**

Analyte	Result	PQL	SPK value	SPK Ref Val	%REC	LowLimit	HighLimit	%RPD	RPDLimit	Qual
1,2-Dibromo-3-chloropropane	ND	0.10	0.1000	0	91.0	43.7	124			
1,2-Dibromoethane	0.080	0.010	0.1000	0	80.0	48.1	127			

Sample ID **1410C82-003AMSD** SampType: **MSD** TestCode: **EPA Method 504.1: EDB/DBCP**

Client ID: **PSMW-10** Batch ID: **16142** RunNo: **22206**

Prep Date: **10/29/2014** Analysis Date: **10/29/2014** SeqNo: **654613** Units: **µg/L**

Analyte	Result	PQL	SPK value	SPK Ref Val	%REC	LowLimit	HighLimit	%RPD	RPDLimit	Qual
1,2-Dibromo-3-chloropropane	ND	0.10	0.1000	0	90.0	43.7	124	0	20	
1,2-Dibromoethane	0.094	0.010	0.1000	0	94.0	48.1	127	16.1	20	

Qualifiers:

- * Value exceeds Maximum Contaminant Level.
- E Value above quantitation range
- J Analyte detected below quantitation limits
- O RSD is greater than RSDlimit
- R RPD outside accepted recovery limits
- S Spike Recovery outside accepted recovery limits
- B Analyte detected in the associated Method Blank
- H Holding times for preparation or analysis exceeded
- ND Not Detected at the Reporting Limit
- P Sample pH greater than 2.
- RL Reporting Detection Limit

QC SUMMARY REPORT

Hall Environmental Analysis Laboratory, Inc.

WO#: 1410C82

21-Nov-14

Client: PNM Resources

Project: Person Generating Station

Sample ID **MB-16160** SampType: **MBLK** TestCode: **EPA Method 8081: PESTICIDES**

Client ID: **PBW** Batch ID: **16160** RunNo: **22324**

Prep Date: **10/30/2014** Analysis Date: **11/4/2014** SeqNo: **657776** Units: **µg/L**

Analyte	Result	PQL	SPK value	SPK Ref Val	%REC	LowLimit	HighLimit	%RPD	RPDLimit	Qual
4,4'-DDD	ND	0.050								
4,4'-DDE	ND	0.050								
4,4'-DDT	ND	0.050								
Aldrin	ND	0.050								
alpha-BHC	ND	0.050								
beta-BHC	ND	0.050								
Chlordane	ND	1.0								
delta-BHC	ND	0.050								
Dieldrin	ND	0.050								
Endosulfan I	ND	0.050								
Endosulfan II	ND	0.050								
Endosulfan sulfate	ND	0.050								
Endrin	ND	0.050								
Endrin aldehyde	ND	0.050								
gamma-BHC	ND	0.050								
Heptachlor	ND	0.050								
Heptachlor epoxide	ND	0.050								
Methoxychlor	ND	0.050								
Toxaphene	ND	1.0								
Surr: Decachlorobiphenyl	2.7		2.500		107	40.2	135			
Surr: Tetrachloro-m-xylene	2.7		2.500		107	42.3	124			

Sample ID **LCS-16160** SampType: **LCS** TestCode: **EPA Method 8081: PESTICIDES**

Client ID: **LCSW** Batch ID: **16160** RunNo: **22324**

Prep Date: **10/30/2014** Analysis Date: **11/4/2014** SeqNo: **657777** Units: **µg/L**

Analyte	Result	PQL	SPK value	SPK Ref Val	%REC	LowLimit	HighLimit	%RPD	RPDLimit	Qual
4,4'-DDD	0.32	0.050	0.5000	0	64.2	55	127			
4,4'-DDE	0.31	0.050	0.5000	0	62.6	51.5	130			
4,4'-DDT	0.31	0.050	0.5000	0	62.2	50.7	131			
Aldrin	0.30	0.050	0.5000	0	60.2	45.2	133			
alpha-BHC	0.30	0.050	0.5000	0	61.0	39.6	142			
beta-BHC	0.31	0.050	0.5000	0	61.2	36.4	144			
delta-BHC	0.31	0.050	0.5000	0	62.6	40.2	146			
Dieldrin	0.31	0.050	0.5000	0	62.6	48.3	132			
Endosulfan I	0.32	0.050	0.5000	0	63.0	49.1	132			
Endosulfan II	0.31	0.050	0.5000	0	62.2	50	128			
Endosulfan sulfate	0.32	0.050	0.5000	0	63.8	35.5	152			
Endrin	0.31	0.050	0.5000	0	61.4	54.2	147			

Qualifiers:

- * Value exceeds Maximum Contaminant Level.
- E Value above quantitation range
- J Analyte detected below quantitation limits
- O RSD is greater than RSDlimit
- R RPD outside accepted recovery limits
- S Spike Recovery outside accepted recovery limits
- B Analyte detected in the associated Method Blank
- H Holding times for preparation or analysis exceeded
- ND Not Detected at the Reporting Limit
- P Sample pH greater than 2.
- RL Reporting Detection Limit

QC SUMMARY REPORT

Hall Environmental Analysis Laboratory, Inc.

WO#: **1410C82**

21-Nov-14

Client: PNM Resources

Project: Person Generating Station

Sample ID **LCS-16160** SampType: **LCS** TestCode: **EPA Method 8081: PESTICIDES**

Client ID: **LCSW** Batch ID: **16160** RunNo: **22324**

Prep Date: **10/30/2014** Analysis Date: **11/4/2014** SeqNo: **657777** Units: **µg/L**

Analyte	Result	PQL	SPK value	SPK Ref Val	%REC	LowLimit	HighLimit	%RPD	RPDLimit	Qual
Endrin aldehyde	0.32	0.050	0.5000	0	64.8	52.3	119			
gamma-BHC	0.31	0.050	0.5000	0	62.4	40.3	144			
Heptachlor	0.31	0.050	0.5000	0	61.6	44.7	141			
Heptachlor epoxide	0.31	0.050	0.5000	0	62.6	47.1	134			
Methoxychlor	0.30	0.050	0.5000	0	59.6	47.2	139			
Surr: Decachlorobiphenyl	1.5		2.500		58.6	40.2	135			
Surr: Tetrachloro-m-xylene	1.3		2.500		53.8	42.3	124			

Qualifiers:

*	Value exceeds Maximum Contaminant Level.	B	Analyte detected in the associated Method Blank
E	Value above quantitation range	H	Holding times for preparation or analysis exceeded
J	Analyte detected below quantitation limits	ND	Not Detected at the Reporting Limit
O	RSD is greater than RSDlimit	P	Sample pH greater than 2.
R	RPD outside accepted recovery limits	RL	Reporting Detection Limit
S	Spike Recovery outside accepted recovery limits		

QC SUMMARY REPORT

Hall Environmental Analysis Laboratory, Inc.

WO#: 1410C82

21-Nov-14

Client: PNM Resources

Project: Person Generating Station

Sample ID	MB-16161	SampType:	MBLK	TestCode:	EPA Method 8082: PCB's						
Client ID:	PBW	Batch ID:	16161	RunNo:	22244						
Prep Date:	10/30/2014	Analysis Date:	10/30/2014	SeqNo:	655571	Units:	µg/L				
Analyte		Result	PQL	SPK value	SPK Ref Val	%REC	LowLimit	HighLimit	%RPD	RPDLimit	Qual
Aroclor 1016		ND	1.0								
Aroclor 1221		ND	1.0								
Aroclor 1232		ND	1.0								
Aroclor 1242		ND	1.0								
Aroclor 1248		ND	1.0								
Aroclor 1254		ND	1.0								
Aroclor 1260		ND	1.0								
Surr: Decachlorobiphenyl		2.4		2.500		95.2	26.3	122			
Surr: Tetrachloro-m-xylene		2.0		2.500		80.4	33.8	120			

Sample ID	LCS-16161	SampType:	LCS	TestCode:	EPA Method 8082: PCB's						
Client ID:	LCSW	Batch ID:	16161	RunNo:	22244						
Prep Date:	10/30/2014	Analysis Date:	10/30/2014	SeqNo:	655572	Units:	µg/L				
Analyte		Result	PQL	SPK value	SPK Ref Val	%REC	LowLimit	HighLimit	%RPD	RPDLimit	Qual
Aroclor 1016		4.1	1.0	5.000	0	82.4	15	134			
Aroclor 1260		4.3	1.0	5.000	0	86.1	32.1	148			
Surr: Decachlorobiphenyl		2.6		2.500		104	26.3	122			
Surr: Tetrachloro-m-xylene		2.3		2.500		90.4	33.8	120			

Qualifiers:

*	Value exceeds Maximum Contaminant Level.	B	Analyte detected in the associated Method Blank
E	Value above quantitation range	H	Holding times for preparation or analysis exceeded
J	Analyte detected below quantitation limits	ND	Not Detected at the Reporting Limit
O	RSD is greater than RSDlimit	P	Sample pH greater than 2.
R	RPD outside accepted recovery limits	RL	Reporting Detection Limit
S	Spike Recovery outside accepted recovery limits		

QC SUMMARY REPORT

Hall Environmental Analysis Laboratory, Inc.

WO#: 1410C82

21-Nov-14

Client: PNM Resources

Project: Person Generating Station

Sample ID **5ml rb**	SampType: **MBLK**			TestCode: **EPA Method 8260B: VOLATILES**							
Client ID: **PBW**	Batch ID: **R22309**			RunNo: **22309**							
Prep Date:	Analysis Date: **11/3/2014**			SeqNo: **657266**			Units: **µg/L**				
Analyte	Result	PQL	SPK value	SPK Ref Val	%REC	LowLimit	HighLimit	%RPD	RPDLimit	Qual	
Benzene	ND	1.0									
Toluene	ND	1.0									
Ethylbenzene	ND	1.0									
Methyl tert-butyl ether (MTBE)	ND	1.0									
1,2,4-Trimethylbenzene	ND	1.0									
1,3,5-Trimethylbenzene	ND	1.0									
1,2-Dichloroethane (EDC)	ND	1.0									
1,2-Dibromoethane (EDB)	ND	1.0									
Naphthalene	ND	2.0									
1-Methylnaphthalene	ND	4.0									
2-Methylnaphthalene	ND	4.0									
Acetone	ND	10									
Bromobenzene	ND	1.0									
Bromodichloromethane	ND	1.0									
Bromoform	ND	1.0									
Bromomethane	ND	3.0									
2-Butanone	ND	10									
Carbon disulfide	ND	10									
Carbon Tetrachloride	ND	1.0									
Chlorobenzene	ND	1.0									
Chloroethane	ND	2.0									
Chloroform	ND	1.0									
Chloromethane	ND	3.0									
2-Chlorotoluene	ND	1.0									
4-Chlorotoluene	ND	1.0									
cis-1,2-DCE	ND	1.0									
cis-1,3-Dichloropropene	ND	1.0									
1,2-Dibromo-3-chloropropane	ND	2.0									
Dibromochloromethane	ND	1.0									
Dibromomethane	ND	1.0									
1,2-Dichlorobenzene	ND	1.0									
1,3-Dichlorobenzene	ND	1.0									
1,4-Dichlorobenzene	ND	1.0									
Dichlorodifluoromethane	ND	1.0									
1,1-Dichloroethane	ND	1.0									
1,1-Dichloroethene	ND	1.0									
1,2-Dichloropropane	ND	1.0									
1,3-Dichloropropane	ND	1.0									
2,2-Dichloropropane	ND	2.0									

Qualifiers:

*	Value exceeds Maximum Contaminant Level.	B	Analyte detected in the associated Method Blank
E	Value above quantitation range	H	Holding times for preparation or analysis exceeded
J	Analyte detected below quantitation limits	ND	Not Detected at the Reporting Limit
O	RSD is greater than RSDlimit	P	Sample pH greater than 2.
R	RPD outside accepted recovery limits	RL	Reporting Detection Limit
S	Spike Recovery outside accepted recovery limits		

QC SUMMARY REPORT

Hall Environmental Analysis Laboratory, Inc.

WO#: 1410C82

21-Nov-14

Client: PNM Resources

Project: Person Generating Station

Sample ID **5ml rb** SampType: **MBLK** TestCode: **EPA Method 8260B: VOLATILES**

Client ID: **PBW** Batch ID: **R22309** RunNo: **22309**

Prep Date: Analysis Date: **11/3/2014** SeqNo: **657266** Units: **µg/L**

Analyte	Result	PQL	SPK value	SPK Ref Val	%REC	LowLimit	HighLimit	%RPD	RPDLimit	Qual
1,1-Dichloropropene	ND	1.0								
Hexachlorobutadiene	ND	1.0								
2-Hexanone	ND	10								
Isopropylbenzene	ND	1.0								
4-Isopropyltoluene	ND	1.0								
4-Methyl-2-pentanone	ND	10								
Methylene Chloride	ND	3.0								
n-Butylbenzene	ND	3.0								
n-Propylbenzene	ND	1.0								
sec-Butylbenzene	ND	1.0								
Styrene	ND	1.0								
tert-Butylbenzene	ND	1.0								
1,1,1,2-Tetrachloroethane	ND	1.0								
1,1,2,2-Tetrachloroethane	ND	2.0								
Tetrachloroethene (PCE)	ND	1.0								
trans-1,2-DCE	ND	1.0								
trans-1,3-Dichloropropene	ND	1.0								
1,2,3-Trichlorobenzene	ND	1.0								
1,2,4-Trichlorobenzene	ND	1.0								
1,1,1-Trichloroethane	ND	1.0								
1,1,2-Trichloroethane	ND	1.0								
Trichloroethene (TCE)	ND	1.0								
Trichlorofluoromethane	ND	1.0								
1,2,3-Trichloropropane	ND	2.0								
Vinyl chloride	ND	1.0								
Xylenes, Total	ND	1.5								
Surr: 1,2-Dichloroethane-d4	8.7		10.00		87.4	70	130			
Surr: 4-Bromofluorobenzene	9.5		10.00		95.3	70	130			
Surr: Dibromofluoromethane	9.4		10.00		94.0	70	130			
Surr: Toluene-d8	8.6		10.00		86.4	70	130			

Sample ID **100ng lcs** SampType: **LCS** TestCode: **EPA Method 8260B: VOLATILES**

Client ID: **LCSW** Batch ID: **R22309** RunNo: **22309**

Prep Date: Analysis Date: **11/3/2014** SeqNo: **657268** Units: **µg/L**

Analyte	Result	PQL	SPK value	SPK Ref Val	%REC	LowLimit	HighLimit	%RPD	RPDLimit	Qual
Benzene	24	1.0	20.00	0	120	70	130			
Toluene	23	1.0	20.00	0	114	80	120			
Chlorobenzene	20	1.0	20.00	0	100	70	130			

Qualifiers:

*	Value exceeds Maximum Contaminant Level.	B	Analyte detected in the associated Method Blank
E	Value above quantitation range	H	Holding times for preparation or analysis exceeded
J	Analyte detected below quantitation limits	ND	Not Detected at the Reporting Limit
O	RSD is greater than RSDlimit	P	Sample pH greater than 2.
R	RPD outside accepted recovery limits	RL	Reporting Detection Limit
S	Spike Recovery outside accepted recovery limits		

QC SUMMARY REPORT

Hall Environmental Analysis Laboratory, Inc.

WO#: **1410C82**

21-Nov-14

Client: PNM Resources

Project: Person Generating Station

Sample ID **100ng lcs**	SampType: **LCS**	TestCode: **EPA Method 8260B: VOLATILES**	
Client ID: **LCSW**	Batch ID: **R22309**	RunNo: **22309**	
Prep Date:	Analysis Date: **11/3/2014**	SeqNo: **657268**	Units: **µg/L**

Analyte	Result	PQL	SPK value	SPK Ref Val	%REC	LowLimit	HighLimit	%RPD	RPDLimit	Qual
1,1-Dichloroethene	25	1.0	20.00	0	124	82.6	131			
Trichloroethene (TCE)	21	1.0	20.00	0	106	70	130			
Surr: 1,2-Dichloroethane-d4	9.0		10.00		89.6	70	130			
Surr: 4-Bromofluorobenzene	8.8		10.00		88.4	70	130			
Surr: Dibromofluoromethane	10		10.00		101	70	130			
Surr: Toluene-d8	9.2		10.00		92.3	70	130			

Qualifiers:

*	Value exceeds Maximum Contaminant Level.	B	Analyte detected in the associated Method Blank
E	Value above quantitation range	H	Holding times for preparation or analysis exceeded
J	Analyte detected below quantitation limits	ND	Not Detected at the Reporting Limit
O	RSD is greater than RSDlimit	P	Sample pH greater than 2.
R	RPD outside accepted recovery limits	RL	Reporting Detection Limit
S	Spike Recovery outside accepted recovery limits		

ENVIRONMENTAL ANALYSIS LABORATORY

4901 Hawkins NE
Albuquerque, NM 87109
TEL: 505-345-3975 FAX: 505-345-4107
Website: www.hallenvironmental.com

Sample Log-In Check List

Client Name: PNM Aztec Work Order Number: 1410C82 RcptNo: 1

Received by/date: MG 10/28/14

Logged By: Anne Thorne 10/28/2014 5:05:00 PM Anne Thorne

Completed By: Anne Thorne 10/29/2014 Anne Thorne

Reviewed By: 10/29/14

Chain of Custody

1. Custody seals intact on sample bottles? Yes ☐ No ☐ Not Present ☑
2. Is Chain of Custody complete? Yes ☑ No ☐ Not Present ☐
3. How was the sample delivered? Client

Log In

4. Was an attempt made to cool the samples? Yes ☑ No ☐ NA ☐
5. Were all samples received at a temperature of >0° C to 6.0°C Yes ☑ No ☐ NA ☐
   Samples were collected the same day and chilled.
6. Sample(s) in proper container(s)? Yes ☑ No ☐
7. Sufficient sample volume for indicated test(s)? Yes ☑ No ☐
8. Are samples (except VOA and ONG) properly preserved? Yes ☑ No ☐
9. Was preservative added to bottles? Yes ☐ No ☑ NA ☐
10. VOA vials have zero headspace? Yes ☑ No ☐ No VOA Vials ☐
11. Were any sample containers received broken? Yes ☐ No ☑
12. Does paperwork match bottle labels? Yes ☑ No ☐
    (Note discrepancies on chain of custody)
13. Are matrices correctly identified on Chain of Custody? Yes ☑ No ☐
14. Is it clear what analyses were requested? Yes ☑ No ☐
15. Were all holding times able to be met? Yes ☑ No ☐
    (If no, notify customer for authorization.)

# of preserved bottles checked for pH: 3 4
(<2 or >12 unless noted)
Adjusted? —
Checked by: AT 10/29/14

Special Handling (if applicable)

16. Was client notified of all discrepancies with this order? Yes ☐ No ☐ NA ☑

Person Notified: Date
By Whom: Via: ☐ eMail ☐ Phone ☐ Fax ☐ In Person
Regarding:
Client Instructions:

17. Additional remarks:

18. Cooler Information

Cooler No	Temp °C	Condition	Seal Intact	Seal No	Seal Date	Signed By
2	3.1	Good	Not Present			

Chain-of-Custody Record

Client: PNM John Hale

Mailing Address: 2401 AZTEC NE Albuquerque, NM

Phone #: 505 241 2014

email or Fax#: John.hale@PNMresources.com

QA/QC Package:

☒ Standard ☐ Level 4 (Full Validation)

Accreditation

☐ NELAP ☐ Other _____

☐ EDD (Type) _____

Turn-Around Time:

☒ Standard ☐ Rush _____

Project Name: Person Generating Station

Project #: Semi Annual Fall 2014

Project Manager: John Hale

Sampler:

On Ice: ☒ Yes ☐ No

Sample Temperature: 8

HALL ENVIRONMENTAL ANALYSIS LABORATORY

www.hallenvironmental.com

4901 Hawkins NE - Albuquerque, NM 87109

Tel. 505-345-3975 Fax 505-345-4107

Analysis Request

Date	Time	Matrix	Sample Request ID	Container Type and #	Preservative Type	HEAL No. 1410082	BTEX + MTBE + TMB's (8021)	BTEX + MTBE + TPH (Gas only)	TPH 8015B (GRO / DRO / MRO)	TPH (Method 418.1)	EDB (Method 504.1)	PAH's (8310 or 8270 SIMS)	RCRA 8 Metals	Anions (F,Cl,NO_3,NO_2,PO_4,SO_4)	8081 Pesticides / 8082 PCB's	8260B (VOA)	8270 (Semi-VOA)	Appendix 9			
10/28/14	0935	Aqueous	PSMW-08B	3-40ml 1-4oz	VOAs HCl Soil	-001												X			
"	1100	"	PSMW-13A	8-1L Amber 1-500ml	HNO3	-002												X			
"	1235	"	PSMW-10	1-500ml 1-500ml	NaOH ZnAcetate	-003												X			
"	1300	"	PSMW-J	3-40ml	VOAs	-004										X					
"	1530	"	PSMW-20	3-40ml	VOAs	-005										X					
"	1630	"	PSMW-18	3-40ml	VOAs	-006										X					
			Trip Blank	2-40ml	VOAs	-007										X					
10/28/14	1320	Aq	PSMW-11			-008										X					
			10/29/14																		

Date:	Time:	Relinquished by:	Received by:	Date	Time
10/28/14	1705			10/28/14	1705
Date:	Time:	Relinquished by:	Received by:	Date	Time

Remarks:

If necessary, samples submitted to Hall Environmental may be subcontracted to other accredited laboratories. This serves as notice of this possibility. Any sub-contracted data will be clearly notated on the analytical report.

HALL
ENVIRONMENTAL
ANALYSIS
LABORATORY

Hall Environmental Analysis Laboratory
4901 Hawkins NE
Albuquerque, NM 87109
TEL: 505-345-3975 FAX: 505-345-4107
Website: www.hallenvironmental.com

November 11, 2014

John Hale
PNM Resources
2401 Aztec, NE #Z110
Albuquerque, NM 87107
TEL: (505) 241-2014
FAX (505) 241-4306

RE: Person Generating Station OrderNo.: 1411258

Dear John Hale:

Hall Environmental Analysis Laboratory received 6 sample(s) on 11/6/2014 for the analyses presented in the following report.

These were analyzed according to EPA procedures or equivalent. To access our accredited tests please go to www.hallenvironmental.com or the state specific web sites. In order to properly interpret your results it is imperative that you review this report in its entirety. See the sample checklist and/or the Chain of Custody for information regarding the sample receipt temperature and preservation. Data qualifiers or a narrative will be provided if the sample analysis or analytical quality control parameters require a flag. When necessary, data qualifers are provided on both the sample analysis report and the QC summary report, both sections should be reviewed. All samples are reported, as received, unless otherwise indicated. Lab measurement of analytes considered field parameters that require analysis within 15 minutes of sampling such as pH and residual chlorine are qualified as being analyzed outside of the recommended holding time.

Please don't hesitate to contact HEAL for any additional information or clarifications.

ADHS Cert #AZ0682 -- NMED-DWB Cert #NM9425 -- NMED-Micro Cert #NM0190

Sincerely,

Andy Freeman
Laboratory Manager
4901 Hawkins NE
Albuquerque, NM 87109

Hall Environmental Analysis Laboratory, Inc.

CLIENT: PNM Resources
Project: Person Generating Station
Lab ID: 1411258-001 **Matrix:** AQUEOUS

Client Sample ID: PSMW-VEW-1
Collection Date: 11/6/2014 12:10:00 PM
Received Date: 11/6/2014 1:30:00 PM

Analyses	Result	RL	Qual	Units	DF	Date Analyzed	Batch
EPA METHOD 8260B: VOLATILES						Analyst: KJH	
Benzene	ND	1.0		µg/L	1	11/8/2014 10:01:40 AM	R22418
Toluene	ND	1.0		µg/L	1	11/8/2014 10:01:40 AM	R22418
Ethylbenzene	ND	1.0		µg/L	1	11/8/2014 10:01:40 AM	R22418
Methyl tert-butyl ether (MTBE)	ND	1.0		µg/L	1	11/8/2014 10:01:40 AM	R22418
1,2,4-Trimethylbenzene	ND	1.0		µg/L	1	11/8/2014 10:01:40 AM	R22418
1,3,5-Trimethylbenzene	ND	1.0		µg/L	1	11/8/2014 10:01:40 AM	R22418
1,2-Dichloroethane (EDC)	ND	1.0		µg/L	1	11/8/2014 10:01:40 AM	R22418
1,2-Dibromoethane (EDB)	ND	1.0		µg/L	1	11/8/2014 10:01:40 AM	R22418
Naphthalene	ND	2.0		µg/L	1	11/8/2014 10:01:40 AM	R22418
1-Methylnaphthalene	ND	4.0		µg/L	1	11/8/2014 10:01:40 AM	R22418
2-Methylnaphthalene	ND	4.0		µg/L	1	11/8/2014 10:01:40 AM	R22418
Acetone	ND	10		µg/L	1	11/8/2014 10:01:40 AM	R22418
Bromobenzene	ND	1.0		µg/L	1	11/8/2014 10:01:40 AM	R22418
Bromodichloromethane	ND	1.0		µg/L	1	11/8/2014 10:01:40 AM	R22418
Bromoform	ND	1.0		µg/L	1	11/8/2014 10:01:40 AM	R22418
Bromomethane	ND	3.0		µg/L	1	11/8/2014 10:01:40 AM	R22418
2-Butanone	ND	10		µg/L	1	11/8/2014 10:01:40 AM	R22418
Carbon disulfide	ND	10		µg/L	1	11/8/2014 10:01:40 AM	R22418
Carbon Tetrachloride	ND	1.0		µg/L	1	11/8/2014 10:01:40 AM	R22418
Chlorobenzene	ND	1.0		µg/L	1	11/8/2014 10:01:40 AM	R22418
Chloroethane	ND	2.0		µg/L	1	11/8/2014 10:01:40 AM	R22418
Chloroform	ND	1.0		µg/L	1	11/8/2014 10:01:40 AM	R22418
Chloromethane	ND	3.0		µg/L	1	11/8/2014 10:01:40 AM	R22418
2-Chlorotoluene	ND	1.0		µg/L	1	11/8/2014 10:01:40 AM	R22418
4-Chlorotoluene	ND	1.0		µg/L	1	11/8/2014 10:01:40 AM	R22418
cis-1,2-DCE	ND	1.0		µg/L	1	11/8/2014 10:01:40 AM	R22418
cis-1,3-Dichloropropene	ND	1.0		µg/L	1	11/8/2014 10:01:40 AM	R22418
1,2-Dibromo-3-chloropropane	ND	2.0		µg/L	1	11/8/2014 10:01:40 AM	R22418
Dibromochloromethane	ND	1.0		µg/L	1	11/8/2014 10:01:40 AM	R22418
Dibromomethane	ND	1.0		µg/L	1	11/8/2014 10:01:40 AM	R22418
1,2-Dichlorobenzene	ND	1.0		µg/L	1	11/8/2014 10:01:40 AM	R22418
1,3-Dichlorobenzene	ND	1.0		µg/L	1	11/8/2014 10:01:40 AM	R22418
1,4-Dichlorobenzene	ND	1.0		µg/L	1	11/8/2014 10:01:40 AM	R22418
Dichlorodifluoromethane	ND	1.0		µg/L	1	11/8/2014 10:01:40 AM	R22418
1,1-Dichloroethane	ND	1.0		µg/L	1	11/8/2014 10:01:40 AM	R22418
1,1-Dichloroethene	ND	1.0		µg/L	1	11/8/2014 10:01:40 AM	R22418
1,2-Dichloropropane	ND	1.0		µg/L	1	11/8/2014 10:01:40 AM	R22418
1,3-Dichloropropane	ND	1.0		µg/L	1	11/8/2014 10:01:40 AM	R22418
2,2-Dichloropropane	ND	2.0		µg/L	1	11/8/2014 10:01:40 AM	R22418

Refer to the QC Summary report and sample login checklist for flagged QC data and preservation information.

Qualifiers:

*	Value exceeds Maximum Contaminant Level.	B	Analyte detected in the associated Method Blank
E	Value above quantitation range	H	Holding times for preparation or analysis exceeded
J	Analyte detected below quantitation limits	ND	Not Detected at the Reporting Limit
O	RSD is greater than RSDlimit	P	Sample pH greater than 2.
R	RPD outside accepted recovery limits	RL	Reporting Detection Limit
S	Spike Recovery outside accepted recovery limits		

Hall Environmental Analysis Laboratory, Inc.

CLIENT: PNM Resources
Project: Person Generating Station
Lab ID: 1411258-001 **Matrix:** AQUEOUS

Client Sample ID: PSMW-VEW-1
Collection Date: 11/6/2014 12:10:00 PM
Received Date: 11/6/2014 1:30:00 PM

Analyses	Result	RL	Qual	Units	DF	Date Analyzed	Batch
EPA METHOD 8260B: VOLATILES						Analyst: **KJH**	
1,1-Dichloropropene	ND	1.0		µg/L	1	11/8/2014 10:01:40 AM	R22418
Hexachlorobutadiene	ND	1.0		µg/L	1	11/8/2014 10:01:40 AM	R22418
2-Hexanone	ND	10		µg/L	1	11/8/2014 10:01:40 AM	R22418
Isopropylbenzene	ND	1.0		µg/L	1	11/8/2014 10:01:40 AM	R22418
4-Isopropyltoluene	ND	1.0		µg/L	1	11/8/2014 10:01:40 AM	R22418
4-Methyl-2-pentanone	ND	10		µg/L	1	11/8/2014 10:01:40 AM	R22418
Methylene Chloride	ND	3.0		µg/L	1	11/8/2014 10:01:40 AM	R22418
n-Butylbenzene	ND	3.0		µg/L	1	11/8/2014 10:01:40 AM	R22418
n-Propylbenzene	ND	1.0		µg/L	1	11/8/2014 10:01:40 AM	R22418
sec-Butylbenzene	ND	1.0		µg/L	1	11/8/2014 10:01:40 AM	R22418
Styrene	ND	1.0		µg/L	1	11/8/2014 10:01:40 AM	R22418
tert-Butylbenzene	ND	1.0		µg/L	1	11/8/2014 10:01:40 AM	R22418
1,1,1,2-Tetrachloroethane	ND	1.0		µg/L	1	11/8/2014 10:01:40 AM	R22418
1,1,2,2-Tetrachloroethane	ND	2.0		µg/L	1	11/8/2014 10:01:40 AM	R22418
Tetrachloroethene (PCE)	ND	1.0		µg/L	1	11/8/2014 10:01:40 AM	R22418
trans-1,2-DCE	ND	1.0		µg/L	1	11/8/2014 10:01:40 AM	R22418
trans-1,3-Dichloropropene	ND	1.0		µg/L	1	11/8/2014 10:01:40 AM	R22418
1,2,3-Trichlorobenzene	ND	1.0		µg/L	1	11/8/2014 10:01:40 AM	R22418
1,2,4-Trichlorobenzene	ND	1.0		µg/L	1	11/8/2014 10:01:40 AM	R22418
1,1,1-Trichloroethane	ND	1.0		µg/L	1	11/8/2014 10:01:40 AM	R22418
1,1,2-Trichloroethane	ND	1.0		µg/L	1	11/8/2014 10:01:40 AM	R22418
Trichloroethene (TCE)	ND	1.0		µg/L	1	11/8/2014 10:01:40 AM	R22418
Trichlorofluoromethane	ND	1.0		µg/L	1	11/8/2014 10:01:40 AM	R22418
1,2,3-Trichloropropane	ND	2.0		µg/L	1	11/8/2014 10:01:40 AM	R22418
Vinyl chloride	ND	1.0		µg/L	1	11/8/2014 10:01:40 AM	R22418
Xylenes, Total	ND	1.5		µg/L	1	11/8/2014 10:01:40 AM	R22418
Surr: 1,2-Dichloroethane-d4	93.9	70-130		%REC	1	11/8/2014 10:01:40 AM	R22418
Surr: 4-Bromofluorobenzene	96.3	70-130		%REC	1	11/8/2014 10:01:40 AM	R22418
Surr: Dibromofluoromethane	102	70-130		%REC	1	11/8/2014 10:01:40 AM	R22418
Surr: Toluene-d8	91.6	70-130		%REC	1	11/8/2014 10:01:40 AM	R22418

Refer to the QC Summary report and sample login checklist for flagged QC data and preservation information.

Qualifiers:

*	Value exceeds Maximum Contaminant Level.	B	Analyte detected in the associated Method Blank
E	Value above quantitation range	H	Holding times for preparation or analysis exceeded
J	Analyte detected below quantitation limits	ND	Not Detected at the Reporting Limit
O	RSD is greater than RSDlimit	P	Sample pH greater than 2.
R	RPD outside accepted recovery limits	RL	Reporting Detection Limit
S	Spike Recovery outside accepted recovery limits		

Hall Environmental Analysis Laboratory, Inc.

CLIENT: PNM Resources
Project: Person Generating Station
Lab ID: 1411258-002 **Matrix:** AQUEOUS

Client Sample ID: PSMW-EW-1
Collection Date: 11/6/2014 12:15:00 PM
Received Date: 11/6/2014 1:30:00 PM

Analyses	Result	RL	Qual	Units	DF	Date Analyzed	Batch
EPA METHOD 8260B: VOLATILES						Analyst:	KJH
Benzene	ND	1.0		µg/L	1	11/8/2014 10:31:17 AM	R22418
Toluene	ND	1.0		µg/L	1	11/8/2014 10:31:17 AM	R22418
Ethylbenzene	ND	1.0		µg/L	1	11/8/2014 10:31:17 AM	R22418
Methyl tert-butyl ether (MTBE)	ND	1.0		µg/L	1	11/8/2014 10:31:17 AM	R22418
1,2,4-Trimethylbenzene	ND	1.0		µg/L	1	11/8/2014 10:31:17 AM	R22418
1,3,5-Trimethylbenzene	ND	1.0		µg/L	1	11/8/2014 10:31:17 AM	R22418
1,2-Dichloroethane (EDC)	ND	1.0		µg/L	1	11/8/2014 10:31:17 AM	R22418
1,2-Dibromoethane (EDB)	ND	1.0		µg/L	1	11/8/2014 10:31:17 AM	R22418
Naphthalene	ND	2.0		µg/L	1	11/8/2014 10:31:17 AM	R22418
1-Methylnaphthalene	ND	4.0		µg/L	1	11/8/2014 10:31:17 AM	R22418
2-Methylnaphthalene	ND	4.0		µg/L	1	11/8/2014 10:31:17 AM	R22418
Acetone	ND	10		µg/L	1	11/8/2014 10:31:17 AM	R22418
Bromobenzene	ND	1.0		µg/L	1	11/8/2014 10:31:17 AM	R22418
Bromodichloromethane	ND	1.0		µg/L	1	11/8/2014 10:31:17 AM	R22418
Bromoform	ND	1.0		µg/L	1	11/8/2014 10:31:17 AM	R22418
Bromomethane	ND	3.0		µg/L	1	11/8/2014 10:31:17 AM	R22418
2-Butanone	ND	10		µg/L	1	11/8/2014 10:31:17 AM	R22418
Carbon disulfide	ND	10		µg/L	1	11/8/2014 10:31:17 AM	R22418
Carbon Tetrachloride	ND	1.0		µg/L	1	11/8/2014 10:31:17 AM	R22418
Chlorobenzene	ND	1.0		µg/L	1	11/8/2014 10:31:17 AM	R22418
Chloroethane	ND	2.0		µg/L	1	11/8/2014 10:31:17 AM	R22418
Chloroform	ND	1.0		µg/L	1	11/8/2014 10:31:17 AM	R22418
Chloromethane	ND	3.0		µg/L	1	11/8/2014 10:31:17 AM	R22418
2-Chlorotoluene	ND	1.0		µg/L	1	11/8/2014 10:31:17 AM	R22418
4-Chlorotoluene	ND	1.0		µg/L	1	11/8/2014 10:31:17 AM	R22418
cis-1,2-DCE	ND	1.0		µg/L	1	11/8/2014 10:31:17 AM	R22418
cis-1,3-Dichloropropene	ND	1.0		µg/L	1	11/8/2014 10:31:17 AM	R22418
1,2-Dibromo-3-chloropropane	ND	2.0		µg/L	1	11/8/2014 10:31:17 AM	R22418
Dibromochloromethane	ND	1.0		µg/L	1	11/8/2014 10:31:17 AM	R22418
Dibromomethane	ND	1.0		µg/L	1	11/8/2014 10:31:17 AM	R22418
1,2-Dichlorobenzene	ND	1.0		µg/L	1	11/8/2014 10:31:17 AM	R22418
1,3-Dichlorobenzene	ND	1.0		µg/L	1	11/8/2014 10:31:17 AM	R22418
1,4-Dichlorobenzene	ND	1.0		µg/L	1	11/8/2014 10:31:17 AM	R22418
Dichlorodifluoromethane	ND	1.0		µg/L	1	11/8/2014 10:31:17 AM	R22418
1,1-Dichloroethane	ND	1.0		µg/L	1	11/8/2014 10:31:17 AM	R22418
1,1-Dichloroethene	ND	1.0		µg/L	1	11/8/2014 10:31:17 AM	R22418
1,2-Dichloropropane	ND	1.0		µg/L	1	11/8/2014 10:31:17 AM	R22418
1,3-Dichloropropane	ND	1.0		µg/L	1	11/8/2014 10:31:17 AM	R22418
2,2-Dichloropropane	ND	2.0		µg/L	1	11/8/2014 10:31:17 AM	R22418

Refer to the QC Summary report and sample login checklist for flagged QC data and preservation information.

Qualifiers:

*	Value exceeds Maximum Contaminant Level.	B	Analyte detected in the associated Method Blank
E	Value above quantitation range	H	Holding times for preparation or analysis exceeded
J	Analyte detected below quantitation limits	ND	Not Detected at the Reporting Limit
O	RSD is greater than RSDlimit	P	Sample pH greater than 2.
R	RPD outside accepted recovery limits	RL	Reporting Detection Limit
S	Spike Recovery outside accepted recovery limits		

Hall Environmental Analysis Laboratory, Inc.

CLIENT: PNM Resources
Project: Person Generating Station
Lab ID: 1411258-002 **Matrix:** AQUEOUS

Client Sample ID: PSMW-EW-1
Collection Date: 11/6/2014 12:15:00 PM
Received Date: 11/6/2014 1:30:00 PM

Analyses	Result	RL	Qual	Units	DF	Date Analyzed	Batch
EPA METHOD 8260B: VOLATILES						Analyst: KJH	
1,1-Dichloropropene	ND	1.0		µg/L	1	11/8/2014 10:31:17 AM	R22418
Hexachlorobutadiene	ND	1.0		µg/L	1	11/8/2014 10:31:17 AM	R22418
2-Hexanone	ND	10		µg/L	1	11/8/2014 10:31:17 AM	R22418
Isopropylbenzene	ND	1.0		µg/L	1	11/8/2014 10:31:17 AM	R22418
4-Isopropyltoluene	ND	1.0		µg/L	1	11/8/2014 10:31:17 AM	R22418
4-Methyl-2-pentanone	ND	10		µg/L	1	11/8/2014 10:31:17 AM	R22418
Methylene Chloride	ND	3.0		µg/L	1	11/8/2014 10:31:17 AM	R22418
n-Butylbenzene	ND	3.0		µg/L	1	11/8/2014 10:31:17 AM	R22418
n-Propylbenzene	ND	1.0		µg/L	1	11/8/2014 10:31:17 AM	R22418
sec-Butylbenzene	ND	1.0		µg/L	1	11/8/2014 10:31:17 AM	R22418
Styrene	ND	1.0		µg/L	1	11/8/2014 10:31:17 AM	R22418
tert-Butylbenzene	ND	1.0		µg/L	1	11/8/2014 10:31:17 AM	R22418
1,1,1,2-Tetrachloroethane	ND	1.0		µg/L	1	11/8/2014 10:31:17 AM	R22418
1,1,2,2-Tetrachloroethane	ND	2.0		µg/L	1	11/8/2014 10:31:17 AM	R22418
Tetrachloroethene (PCE)	ND	1.0		µg/L	1	11/8/2014 10:31:17 AM	R22418
trans-1,2-DCE	ND	1.0		µg/L	1	11/8/2014 10:31:17 AM	R22418
trans-1,3-Dichloropropene	ND	1.0		µg/L	1	11/8/2014 10:31:17 AM	R22418
1,2,3-Trichlorobenzene	ND	1.0		µg/L	1	11/8/2014 10:31:17 AM	R22418
1,2,4-Trichlorobenzene	ND	1.0		µg/L	1	11/8/2014 10:31:17 AM	R22418
1,1,1-Trichloroethane	ND	1.0		µg/L	1	11/8/2014 10:31:17 AM	R22418
1,1,2-Trichloroethane	ND	1.0		µg/L	1	11/8/2014 10:31:17 AM	R22418
Trichloroethene (TCE)	ND	1.0		µg/L	1	11/8/2014 10:31:17 AM	R22418
Trichlorofluoromethane	ND	1.0		µg/L	1	11/8/2014 10:31:17 AM	R22418
1,2,3-Trichloropropane	ND	2.0		µg/L	1	11/8/2014 10:31:17 AM	R22418
Vinyl chloride	ND	1.0		µg/L	1	11/8/2014 10:31:17 AM	R22418
Xylenes, Total	ND	1.5		µg/L	1	11/8/2014 10:31:17 AM	R22418
Surr: 1,2-Dichloroethane-d4	93.9	70-130		%REC	1	11/8/2014 10:31:17 AM	R22418
Surr: 4-Bromofluorobenzene	100	70-130		%REC	1	11/8/2014 10:31:17 AM	R22418
Surr: Dibromofluoromethane	103	70-130		%REC	1	11/8/2014 10:31:17 AM	R22418
Surr: Toluene-d8	88.6	70-130		%REC	1	11/8/2014 10:31:17 AM	R22418

Refer to the QC Summary report and sample login checklist for flagged QC data and preservation information.

Qualifiers:

*	Value exceeds Maximum Contaminant Level.	B	Analyte detected in the associated Method Blank
E	Value above quantitation range	H	Holding times for preparation or analysis exceeded
J	Analyte detected below quantitation limits	ND	Not Detected at the Reporting Limit
O	RSD is greater than RSDlimit	P	Sample pH greater than 2.
R	RPD outside accepted recovery limits	RL	Reporting Detection Limit
S	Spike Recovery outside accepted recovery limits		

Hall Environmental Analysis Laboratory, Inc.

CLIENT: PNM Resources
Project: Person Generating Station
Lab ID: 1411258-003 **Matrix:** AQUEOUS

Client Sample ID: PSMW-EW-2
Collection Date: 11/6/2014 12:20:00 PM
Received Date: 11/6/2014 1:30:00 PM

Analyses	Result	RL	Qual	Units	DF	Date Analyzed	Batch
EPA METHOD 8260B: VOLATILES						Analyst:	KJH
Benzene	ND	1.0		µg/L	1	11/8/2014 11:01:11 AM	R22418
Toluene	ND	1.0		µg/L	1	11/8/2014 11:01:11 AM	R22418
Ethylbenzene	ND	1.0		µg/L	1	11/8/2014 11:01:11 AM	R22418
Methyl tert-butyl ether (MTBE)	ND	1.0		µg/L	1	11/8/2014 11:01:11 AM	R22418
1,2,4-Trimethylbenzene	ND	1.0		µg/L	1	11/8/2014 11:01:11 AM	R22418
1,3,5-Trimethylbenzene	ND	1.0		µg/L	1	11/8/2014 11:01:11 AM	R22418
1,2-Dichloroethane (EDC)	ND	1.0		µg/L	1	11/8/2014 11:01:11 AM	R22418
1,2-Dibromoethane (EDB)	ND	1.0		µg/L	1	11/8/2014 11:01:11 AM	R22418
Naphthalene	ND	2.0		µg/L	1	11/8/2014 11:01:11 AM	R22418
1-Methylnaphthalene	ND	4.0		µg/L	1	11/8/2014 11:01:11 AM	R22418
2-Methylnaphthalene	ND	4.0		µg/L	1	11/8/2014 11:01:11 AM	R22418
Acetone	ND	10		µg/L	1	11/8/2014 11:01:11 AM	R22418
Bromobenzene	ND	1.0		µg/L	1	11/8/2014 11:01:11 AM	R22418
Bromodichloromethane	ND	1.0		µg/L	1	11/8/2014 11:01:11 AM	R22418
Bromoform	ND	1.0		µg/L	1	11/8/2014 11:01:11 AM	R22418
Bromomethane	ND	3.0		µg/L	1	11/8/2014 11:01:11 AM	R22418
2-Butanone	ND	10		µg/L	1	11/8/2014 11:01:11 AM	R22418
Carbon disulfide	ND	10		µg/L	1	11/8/2014 11:01:11 AM	R22418
Carbon Tetrachloride	ND	1.0		µg/L	1	11/8/2014 11:01:11 AM	R22418
Chlorobenzene	ND	1.0		µg/L	1	11/8/2014 11:01:11 AM	R22418
Chloroethane	ND	2.0		µg/L	1	11/8/2014 11:01:11 AM	R22418
Chloroform	ND	1.0		µg/L	1	11/8/2014 11:01:11 AM	R22418
Chloromethane	ND	3.0		µg/L	1	11/8/2014 11:01:11 AM	R22418
2-Chlorotoluene	ND	1.0		µg/L	1	11/8/2014 11:01:11 AM	R22418
4-Chlorotoluene	ND	1.0		µg/L	1	11/8/2014 11:01:11 AM	R22418
cis-1,2-DCE	ND	1.0		µg/L	1	11/8/2014 11:01:11 AM	R22418
cis-1,3-Dichloropropene	ND	1.0		µg/L	1	11/8/2014 11:01:11 AM	R22418
1,2-Dibromo-3-chloropropane	ND	2.0		µg/L	1	11/8/2014 11:01:11 AM	R22418
Dibromochloromethane	ND	1.0		µg/L	1	11/8/2014 11:01:11 AM	R22418
Dibromomethane	ND	1.0		µg/L	1	11/8/2014 11:01:11 AM	R22418
1,2-Dichlorobenzene	ND	1.0		µg/L	1	11/8/2014 11:01:11 AM	R22418
1,3-Dichlorobenzene	ND	1.0		µg/L	1	11/8/2014 11:01:11 AM	R22418
1,4-Dichlorobenzene	ND	1.0		µg/L	1	11/8/2014 11:01:11 AM	R22418
Dichlorodifluoromethane	ND	1.0		µg/L	1	11/8/2014 11:01:11 AM	R22418
1,1-Dichloroethane	ND	1.0		µg/L	1	11/8/2014 11:01:11 AM	R22418
1,1-Dichloroethene	ND	1.0		µg/L	1	11/8/2014 11:01:11 AM	R22418
1,2-Dichloropropane	ND	1.0		µg/L	1	11/8/2014 11:01:11 AM	R22418
1,3-Dichloropropane	ND	1.0		µg/L	1	11/8/2014 11:01:11 AM	R22418
2,2-Dichloropropane	ND	2.0		µg/L	1	11/8/2014 11:01:11 AM	R22418

Refer to the QC Summary report and sample login checklist for flagged QC data and preservation information.

Qualifiers:

*	Value exceeds Maximum Contaminant Level.	B	Analyte detected in the associated Method Blank
E	Value above quantitation range	H	Holding times for preparation or analysis exceeded
J	Analyte detected below quantitation limits	ND	Not Detected at the Reporting Limit
O	RSD is greater than RSDlimit	P	Sample pH greater than 2.
R	RPD outside accepted recovery limits	RL	Reporting Detection Limit
S	Spike Recovery outside accepted recovery limits		

Hall Environmental Analysis Laboratory, Inc.

CLIENT: PNM Resources
Project: Person Generating Station
Lab ID: 1411258-003
Matrix: AQUEOUS
Client Sample ID: PSMW-EW-2
Collection Date: 11/6/2014 12:20:00 PM
Received Date: 11/6/2014 1:30:00 PM

Analyses	Result	RL	Qual	Units	DF	Date Analyzed	Batch
EPA METHOD 8260B: VOLATILES						Analyst: KJH	
1,1-Dichloropropene	ND	1.0		µg/L	1	11/8/2014 11:01:11 AM	R22418
Hexachlorobutadiene	ND	1.0		µg/L	1	11/8/2014 11:01:11 AM	R22418
2-Hexanone	ND	10		µg/L	1	11/8/2014 11:01:11 AM	R22418
Isopropylbenzene	ND	1.0		µg/L	1	11/8/2014 11:01:11 AM	R22418
4-Isopropyltoluene	ND	1.0		µg/L	1	11/8/2014 11:01:11 AM	R22418
4-Methyl-2-pentanone	ND	10		µg/L	1	11/8/2014 11:01:11 AM	R22418
Methylene Chloride	ND	3.0		µg/L	1	11/8/2014 11:01:11 AM	R22418
n-Butylbenzene	ND	3.0		µg/L	1	11/8/2014 11:01:11 AM	R22418
n-Propylbenzene	ND	1.0		µg/L	1	11/8/2014 11:01:11 AM	R22418
sec-Butylbenzene	ND	1.0		µg/L	1	11/8/2014 11:01:11 AM	R22418
Styrene	ND	1.0		µg/L	1	11/8/2014 11:01:11 AM	R22418
tert-Butylbenzene	ND	1.0		µg/L	1	11/8/2014 11:01:11 AM	R22418
1,1,1,2-Tetrachloroethane	ND	1.0		µg/L	1	11/8/2014 11:01:11 AM	R22418
1,1,2,2-Tetrachloroethane	ND	2.0		µg/L	1	11/8/2014 11:01:11 AM	R22418
Tetrachloroethene (PCE)	ND	1.0		µg/L	1	11/8/2014 11:01:11 AM	R22418
trans-1,2-DCE	ND	1.0		µg/L	1	11/8/2014 11:01:11 AM	R22418
trans-1,3-Dichloropropene	ND	1.0		µg/L	1	11/8/2014 11:01:11 AM	R22418
1,2,3-Trichlorobenzene	ND	1.0		µg/L	1	11/8/2014 11:01:11 AM	R22418
1,2,4-Trichlorobenzene	ND	1.0		µg/L	1	11/8/2014 11:01:11 AM	R22418
1,1,1-Trichloroethane	ND	1.0		µg/L	1	11/8/2014 11:01:11 AM	R22418
1,1,2-Trichloroethane	ND	1.0		µg/L	1	11/8/2014 11:01:11 AM	R22418
Trichloroethene (TCE)	ND	1.0		µg/L	1	11/8/2014 11:01:11 AM	R22418
Trichlorofluoromethane	ND	1.0		µg/L	1	11/8/2014 11:01:11 AM	R22418
1,2,3-Trichloropropane	ND	2.0		µg/L	1	11/8/2014 11:01:11 AM	R22418
Vinyl chloride	ND	1.0		µg/L	1	11/8/2014 11:01:11 AM	R22418
Xylenes, Total	ND	1.5		µg/L	1	11/8/2014 11:01:11 AM	R22418
Surr: 1,2-Dichloroethane-d4	88.4	70-130		%REC	1	11/8/2014 11:01:11 AM	R22418
Surr: 4-Bromofluorobenzene	91.1	70-130		%REC	1	11/8/2014 11:01:11 AM	R22418
Surr: Dibromofluoromethane	93.1	70-130		%REC	1	11/8/2014 11:01:11 AM	R22418
Surr: Toluene-d8	89.5	70-130		%REC	1	11/8/2014 11:01:11 AM	R22418

Refer to the QC Summary report and sample login checklist for flagged QC data and preservation information.

Qualifiers:

*	Value exceeds Maximum Contaminant Level.	B	Analyte detected in the associated Method Blank
E	Value above quantitation range	H	Holding times for preparation or analysis exceeded
J	Analyte detected below quantitation limits	ND	Not Detected at the Reporting Limit
O	RSD is greater than RSDlimit	P	Sample pH greater than 2.
R	RPD outside accepted recovery limits	RL	Reporting Detection Limit
S	Spike Recovery outside accepted recovery limits		

Hall Environmental Analysis Laboratory, Inc.

CLIENT: PNM Resources
Project: Person Generating Station
Lab ID: 1411258-004 **Matrix:** AQUEOUS

Client Sample ID: PSMW-EW-3
Collection Date: 11/6/2014 12:25:00 PM
Received Date: 11/6/2014 1:30:00 PM

Analyses	Result	RL	Qual	Units	DF	Date Analyzed	Batch
EPA METHOD 8260B: VOLATILES						Analyst: KJH	
Benzene	ND	1.0		µg/L	1	11/8/2014 11:31:08 AM	R22418
Toluene	ND	1.0		µg/L	1	11/8/2014 11:31:08 AM	R22418
Ethylbenzene	ND	1.0		µg/L	1	11/8/2014 11:31:08 AM	R22418
Methyl tert-butyl ether (MTBE)	ND	1.0		µg/L	1	11/8/2014 11:31:08 AM	R22418
1,2,4-Trimethylbenzene	ND	1.0		µg/L	1	11/8/2014 11:31:08 AM	R22418
1,3,5-Trimethylbenzene	ND	1.0		µg/L	1	11/8/2014 11:31:08 AM	R22418
1,2-Dichloroethane (EDC)	ND	1.0		µg/L	1	11/8/2014 11:31:08 AM	R22418
1,2-Dibromoethane (EDB)	ND	1.0		µg/L	1	11/8/2014 11:31:08 AM	R22418
Naphthalene	ND	2.0		µg/L	1	11/8/2014 11:31:08 AM	R22418
1-Methylnaphthalene	ND	4.0		µg/L	1	11/8/2014 11:31:08 AM	R22418
2-Methylnaphthalene	ND	4.0		µg/L	1	11/8/2014 11:31:08 AM	R22418
Acetone	ND	10		µg/L	1	11/8/2014 11:31:08 AM	R22418
Bromobenzene	ND	1.0		µg/L	1	11/8/2014 11:31:08 AM	R22418
Bromodichloromethane	ND	1.0		µg/L	1	11/8/2014 11:31:08 AM	R22418
Bromoform	ND	1.0		µg/L	1	11/8/2014 11:31:08 AM	R22418
Bromomethane	ND	3.0		µg/L	1	11/8/2014 11:31:08 AM	R22418
2-Butanone	ND	10		µg/L	1	11/8/2014 11:31:08 AM	R22418
Carbon disulfide	ND	10		µg/L	1	11/8/2014 11:31:08 AM	R22418
Carbon Tetrachloride	ND	1.0		µg/L	1	11/8/2014 11:31:08 AM	R22418
Chlorobenzene	ND	1.0		µg/L	1	11/8/2014 11:31:08 AM	R22418
Chloroethane	ND	2.0		µg/L	1	11/8/2014 11:31:08 AM	R22418
Chloroform	ND	1.0		µg/L	1	11/8/2014 11:31:08 AM	R22418
Chloromethane	ND	3.0		µg/L	1	11/8/2014 11:31:08 AM	R22418
2-Chlorotoluene	ND	1.0		µg/L	1	11/8/2014 11:31:08 AM	R22418
4-Chlorotoluene	ND	1.0		µg/L	1	11/8/2014 11:31:08 AM	R22418
cis-1,2-DCE	ND	1.0		µg/L	1	11/8/2014 11:31:08 AM	R22418
cis-1,3-Dichloropropene	ND	1.0		µg/L	1	11/8/2014 11:31:08 AM	R22418
1,2-Dibromo-3-chloropropane	ND	2.0		µg/L	1	11/8/2014 11:31:08 AM	R22418
Dibromochloromethane	ND	1.0		µg/L	1	11/8/2014 11:31:08 AM	R22418
Dibromomethane	ND	1.0		µg/L	1	11/8/2014 11:31:08 AM	R22418
1,2-Dichlorobenzene	ND	1.0		µg/L	1	11/8/2014 11:31:08 AM	R22418
1,3-Dichlorobenzene	ND	1.0		µg/L	1	11/8/2014 11:31:08 AM	R22418
1,4-Dichlorobenzene	ND	1.0		µg/L	1	11/8/2014 11:31:08 AM	R22418
Dichlorodifluoromethane	ND	1.0		µg/L	1	11/8/2014 11:31:08 AM	R22418
1,1-Dichloroethane	ND	1.0		µg/L	1	11/8/2014 11:31:08 AM	R22418
1,1-Dichloroethene	ND	1.0		µg/L	1	11/8/2014 11:31:08 AM	R22418
1,2-Dichloropropane	ND	1.0		µg/L	1	11/8/2014 11:31:08 AM	R22418
1,3-Dichloropropane	ND	1.0		µg/L	1	11/8/2014 11:31:08 AM	R22418
2,2-Dichloropropane	ND	2.0		µg/L	1	11/8/2014 11:31:08 AM	R22418

Refer to the QC Summary report and sample login checklist for flagged QC data and preservation information.

Qualifiers:

*	Value exceeds Maximum Contaminant Level.	B	Analyte detected in the associated Method Blank
E	Value above quantitation range	H	Holding times for preparation or analysis exceeded
J	Analyte detected below quantitation limits	ND	Not Detected at the Reporting Limit
O	RSD is greater than RSDlimit	P	Sample pH greater than 2.
R	RPD outside accepted recovery limits	RL	Reporting Detection Limit
S	Spike Recovery outside accepted recovery limits		

Hall Environmental Analysis Laboratory, Inc.

CLIENT: PNM Resources
Project: Person Generating Station
Lab ID: 1411258-004 **Matrix:** AQUEOUS

Client Sample ID: PSMW-EW-3
Collection Date: 11/6/2014 12:25:00 PM
Received Date: 11/6/2014 1:30:00 PM

Analyses	Result	RL	Qual	Units	DF	Date Analyzed	Batch
EPA METHOD 8260B: VOLATILES						Analyst:	KJH
1,1-Dichloropropene	ND	1.0		µg/L	1	11/8/2014 11:31:08 AM	R22418
Hexachlorobutadiene	ND	1.0		µg/L	1	11/8/2014 11:31:08 AM	R22418
2-Hexanone	ND	10		µg/L	1	11/8/2014 11:31:08 AM	R22418
Isopropylbenzene	ND	1.0		µg/L	1	11/8/2014 11:31:08 AM	R22418
4-Isopropyltoluene	ND	1.0		µg/L	1	11/8/2014 11:31:08 AM	R22418
4-Methyl-2-pentanone	ND	10		µg/L	1	11/8/2014 11:31:08 AM	R22418
Methylene Chloride	ND	3.0		µg/L	1	11/8/2014 11:31:08 AM	R22418
n-Butylbenzene	ND	3.0		µg/L	1	11/8/2014 11:31:08 AM	R22418
n-Propylbenzene	ND	1.0		µg/L	1	11/8/2014 11:31:08 AM	R22418
sec-Butylbenzene	ND	1.0		µg/L	1	11/8/2014 11:31:08 AM	R22418
Styrene	ND	1.0		µg/L	1	11/8/2014 11:31:08 AM	R22418
tert-Butylbenzene	ND	1.0		µg/L	1	11/8/2014 11:31:08 AM	R22418
1,1,1,2-Tetrachloroethane	ND	1.0		µg/L	1	11/8/2014 11:31:08 AM	R22418
1,1,2,2-Tetrachloroethane	ND	2.0		µg/L	1	11/8/2014 11:31:08 AM	R22418
Tetrachloroethene (PCE)	1.7	1.0		µg/L	1	11/8/2014 11:31:08 AM	R22418
trans-1,2-DCE	ND	1.0		µg/L	1	11/8/2014 11:31:08 AM	R22418
trans-1,3-Dichloropropene	ND	1.0		µg/L	1	11/8/2014 11:31:08 AM	R22418
1,2,3-Trichlorobenzene	ND	1.0		µg/L	1	11/8/2014 11:31:08 AM	R22418
1,2,4-Trichlorobenzene	ND	1.0		µg/L	1	11/8/2014 11:31:08 AM	R22418
1,1,1-Trichloroethane	ND	1.0		µg/L	1	11/8/2014 11:31:08 AM	R22418
1,1,2-Trichloroethane	ND	1.0		µg/L	1	11/8/2014 11:31:08 AM	R22418
Trichloroethene (TCE)	ND	1.0		µg/L	1	11/8/2014 11:31:08 AM	R22418
Trichlorofluoromethane	ND	1.0		µg/L	1	11/8/2014 11:31:08 AM	R22418
1,2,3-Trichloropropane	ND	2.0		µg/L	1	11/8/2014 11:31:08 AM	R22418
Vinyl chloride	ND	1.0		µg/L	1	11/8/2014 11:31:08 AM	R22418
Xylenes, Total	ND	1.5		µg/L	1	11/8/2014 11:31:08 AM	R22418
Surr: 1,2-Dichloroethane-d4	95.8	70-130		%REC	1	11/8/2014 11:31:08 AM	R22418
Surr: 4-Bromofluorobenzene	103	70-130		%REC	1	11/8/2014 11:31:08 AM	R22418
Surr: Dibromofluoromethane	102	70-130		%REC	1	11/8/2014 11:31:08 AM	R22418
Surr: Toluene-d8	97.0	70-130		%REC	1	11/8/2014 11:31:08 AM	R22418

Refer to the QC Summary report and sample login checklist for flagged QC data and preservation information.

Qualifiers:

*	Value exceeds Maximum Contaminant Level.	B	Analyte detected in the associated Method Blank
E	Value above quantitation range	H	Holding times for preparation or analysis exceeded
J	Analyte detected below quantitation limits	ND	Not Detected at the Reporting Limit
O	RSD is greater than RSDlimit	P	Sample pH greater than 2.
R	RPD outside accepted recovery limits	RL	Reporting Detection Limit
S	Spike Recovery outside accepted recovery limits		

Hall Environmental Analysis Laboratory, Inc.

CLIENT: PNM Resources
Project: Person Generating Station
Lab ID: 1411258-005 **Matrix:** AQUEOUS

Client Sample ID: PSMW-EW-4
Collection Date: 11/6/2014 12:30:00 PM
Received Date: 11/6/2014 1:30:00 PM

Analyses	Result	RL	Qual	Units	DF	Date Analyzed	Batch
EPA METHOD 8260B: VOLATILES						Analyst: KJH	
Benzene	ND	1.0		µg/L	1	11/8/2014 12:01:01 PM	R22418
Toluene	ND	1.0		µg/L	1	11/8/2014 12:01:01 PM	R22418
Ethylbenzene	ND	1.0		µg/L	1	11/8/2014 12:01:01 PM	R22418
Methyl tert-butyl ether (MTBE)	ND	1.0		µg/L	1	11/8/2014 12:01:01 PM	R22418
1,2,4-Trimethylbenzene	ND	1.0		µg/L	1	11/8/2014 12:01:01 PM	R22418
1,3,5-Trimethylbenzene	ND	1.0		µg/L	1	11/8/2014 12:01:01 PM	R22418
1,2-Dichloroethane (EDC)	ND	1.0		µg/L	1	11/8/2014 12:01:01 PM	R22418
1,2-Dibromoethane (EDB)	ND	1.0		µg/L	1	11/8/2014 12:01:01 PM	R22418
Naphthalene	ND	2.0		µg/L	1	11/8/2014 12:01:01 PM	R22418
1-Methylnaphthalene	ND	4.0		µg/L	1	11/8/2014 12:01:01 PM	R22418
2-Methylnaphthalene	ND	4.0		µg/L	1	11/8/2014 12:01:01 PM	R22418
Acetone	ND	10		µg/L	1	11/8/2014 12:01:01 PM	R22418
Bromobenzene	ND	1.0		µg/L	1	11/8/2014 12:01:01 PM	R22418
Bromodichloromethane	ND	1.0		µg/L	1	11/8/2014 12:01:01 PM	R22418
Bromoform	ND	1.0		µg/L	1	11/8/2014 12:01:01 PM	R22418
Bromomethane	ND	3.0		µg/L	1	11/8/2014 12:01:01 PM	R22418
2-Butanone	ND	10		µg/L	1	11/8/2014 12:01:01 PM	R22418
Carbon disulfide	ND	10		µg/L	1	11/8/2014 12:01:01 PM	R22418
Carbon Tetrachloride	ND	1.0		µg/L	1	11/8/2014 12:01:01 PM	R22418
Chlorobenzene	ND	1.0		µg/L	1	11/8/2014 12:01:01 PM	R22418
Chloroethane	ND	2.0		µg/L	1	11/8/2014 12:01:01 PM	R22418
Chloroform	ND	1.0		µg/L	1	11/8/2014 12:01:01 PM	R22418
Chloromethane	ND	3.0		µg/L	1	11/8/2014 12:01:01 PM	R22418
2-Chlorotoluene	ND	1.0		µg/L	1	11/8/2014 12:01:01 PM	R22418
4-Chlorotoluene	ND	1.0		µg/L	1	11/8/2014 12:01:01 PM	R22418
cis-1,2-DCE	ND	1.0		µg/L	1	11/8/2014 12:01:01 PM	R22418
cis-1,3-Dichloropropene	ND	1.0		µg/L	1	11/8/2014 12:01:01 PM	R22418
1,2-Dibromo-3-chloropropane	ND	2.0		µg/L	1	11/8/2014 12:01:01 PM	R22418
Dibromochloromethane	ND	1.0		µg/L	1	11/8/2014 12:01:01 PM	R22418
Dibromomethane	ND	1.0		µg/L	1	11/8/2014 12:01:01 PM	R22418
1,2-Dichlorobenzene	ND	1.0		µg/L	1	11/8/2014 12:01:01 PM	R22418
1,3-Dichlorobenzene	ND	1.0		µg/L	1	11/8/2014 12:01:01 PM	R22418
1,4-Dichlorobenzene	ND	1.0		µg/L	1	11/8/2014 12:01:01 PM	R22418
Dichlorodifluoromethane	ND	1.0		µg/L	1	11/8/2014 12:01:01 PM	R22418
1,1-Dichloroethane	ND	1.0		µg/L	1	11/8/2014 12:01:01 PM	R22418
1,1-Dichloroethene	1.3	1.0		µg/L	1	11/8/2014 12:01:01 PM	R22418
1,2-Dichloropropane	ND	1.0		µg/L	1	11/8/2014 12:01:01 PM	R22418
1,3-Dichloropropane	ND	1.0		µg/L	1	11/8/2014 12:01:01 PM	R22418
2,2-Dichloropropane	ND	2.0		µg/L	1	11/8/2014 12:01:01 PM	R22418

Refer to the QC Summary report and sample login checklist for flagged QC data and preservation information.

Qualifiers:

*	Value exceeds Maximum Contaminant Level.	B	Analyte detected in the associated Method Blank
E	Value above quantitation range	H	Holding times for preparation or analysis exceeded
J	Analyte detected below quantitation limits	ND	Not Detected at the Reporting Limit
O	RSD is greater than RSDlimit	P	Sample pH greater than 2.
R	RPD outside accepted recovery limits	RL	Reporting Detection Limit
S	Spike Recovery outside accepted recovery limits		

Hall Environmental Analysis Laboratory, Inc.

CLIENT: PNM Resources
Project: Person Generating Station
Lab ID: 1411258-005
Matrix: AQUEOUS
Client Sample ID: PSMW-EW-4
Collection Date: 11/6/2014 12:30:00 PM
Received Date: 11/6/2014 1:30:00 PM

Analyses	Result	RL	Qual	Units	DF	Date Analyzed	Batch
EPA METHOD 8260B: VOLATILES						Analyst:	KJH
1,1-Dichloropropene	ND	1.0		µg/L	1	11/8/2014 12:01:01 PM	R22418
Hexachlorobutadiene	ND	1.0		µg/L	1	11/8/2014 12:01:01 PM	R22418
2-Hexanone	ND	10		µg/L	1	11/8/2014 12:01:01 PM	R22418
Isopropylbenzene	ND	1.0		µg/L	1	11/8/2014 12:01:01 PM	R22418
4-Isopropyltoluene	ND	1.0		µg/L	1	11/8/2014 12:01:01 PM	R22418
4-Methyl-2-pentanone	ND	10		µg/L	1	11/8/2014 12:01:01 PM	R22418
Methylene Chloride	ND	3.0		µg/L	1	11/8/2014 12:01:01 PM	R22418
n-Butylbenzene	ND	3.0		µg/L	1	11/8/2014 12:01:01 PM	R22418
n-Propylbenzene	ND	1.0		µg/L	1	11/8/2014 12:01:01 PM	R22418
sec-Butylbenzene	ND	1.0		µg/L	1	11/8/2014 12:01:01 PM	R22418
Styrene	ND	1.0		µg/L	1	11/8/2014 12:01:01 PM	R22418
tert-Butylbenzene	ND	1.0		µg/L	1	11/8/2014 12:01:01 PM	R22418
1,1,1,2-Tetrachloroethane	ND	1.0		µg/L	1	11/8/2014 12:01:01 PM	R22418
1,1,2,2-Tetrachloroethane	ND	2.0		µg/L	1	11/8/2014 12:01:01 PM	R22418
Tetrachloroethene (PCE)	2.3	1.0		µg/L	1	11/8/2014 12:01:01 PM	R22418
trans-1,2-DCE	ND	1.0		µg/L	1	11/8/2014 12:01:01 PM	R22418
trans-1,3-Dichloropropene	ND	1.0		µg/L	1	11/8/2014 12:01:01 PM	R22418
1,2,3-Trichlorobenzene	ND	1.0		µg/L	1	11/8/2014 12:01:01 PM	R22418
1,2,4-Trichlorobenzene	ND	1.0		µg/L	1	11/8/2014 12:01:01 PM	R22418
1,1,1-Trichloroethane	ND	1.0		µg/L	1	11/8/2014 12:01:01 PM	R22418
1,1,2-Trichloroethane	ND	1.0		µg/L	1	11/8/2014 12:01:01 PM	R22418
Trichloroethene (TCE)	ND	1.0		µg/L	1	11/8/2014 12:01:01 PM	R22418
Trichlorofluoromethane	ND	1.0		µg/L	1	11/8/2014 12:01:01 PM	R22418
1,2,3-Trichloropropane	ND	2.0		µg/L	1	11/8/2014 12:01:01 PM	R22418
Vinyl chloride	ND	1.0		µg/L	1	11/8/2014 12:01:01 PM	R22418
Xylenes, Total	ND	1.5		µg/L	1	11/8/2014 12:01:01 PM	R22418
Surr: 1,2-Dichloroethane-d4	89.7	70-130		%REC	1	11/8/2014 12:01:01 PM	R22418
Surr: 4-Bromofluorobenzene	99.5	70-130		%REC	1	11/8/2014 12:01:01 PM	R22418
Surr: Dibromofluoromethane	94.1	70-130		%REC	1	11/8/2014 12:01:01 PM	R22418
Surr: Toluene-d8	91.2	70-130		%REC	1	11/8/2014 12:01:01 PM	R22418

Refer to the QC Summary report and sample login checklist for flagged QC data and preservation information.

Qualifiers:

*	Value exceeds Maximum Contaminant Level.	B	Analyte detected in the associated Method Blank
E	Value above quantitation range	H	Holding times for preparation or analysis exceeded
J	Analyte detected below quantitation limits	ND	Not Detected at the Reporting Limit
O	RSD is greater than RSDlimit	P	Sample pH greater than 2.
R	RPD outside accepted recovery limits	RL	Reporting Detection Limit
S	Spike Recovery outside accepted recovery limits		

Hall Environmental Analysis Laboratory, Inc.

CLIENT: PNM Resources
Project: Person Generating Station
Lab ID: 1411258-006
Matrix: TRIP BLANK
Client Sample ID: TRIP BLANK
Collection Date:
Received Date: 11/6/2014 1:30:00 PM

Analyses	Result	RL	Qual	Units	DF	Date Analyzed	Batch
EPA METHOD 8260B: VOLATILES						Analyst:	KJH
Benzene	ND	1.0		µg/L	1	11/8/2014 12:30:51 PM	R22418
Toluene	ND	1.0		µg/L	1	11/8/2014 12:30:51 PM	R22418
Ethylbenzene	ND	1.0		µg/L	1	11/8/2014 12:30:51 PM	R22418
Methyl tert-butyl ether (MTBE)	ND	1.0		µg/L	1	11/8/2014 12:30:51 PM	R22418
1,2,4-Trimethylbenzene	ND	1.0		µg/L	1	11/8/2014 12:30:51 PM	R22418
1,3,5-Trimethylbenzene	ND	1.0		µg/L	1	11/8/2014 12:30:51 PM	R22418
1,2-Dichloroethane (EDC)	ND	1.0		µg/L	1	11/8/2014 12:30:51 PM	R22418
1,2-Dibromoethane (EDB)	ND	1.0		µg/L	1	11/8/2014 12:30:51 PM	R22418
Naphthalene	ND	2.0		µg/L	1	11/8/2014 12:30:51 PM	R22418
1-Methylnaphthalene	ND	4.0		µg/L	1	11/8/2014 12:30:51 PM	R22418
2-Methylnaphthalene	ND	4.0		µg/L	1	11/8/2014 12:30:51 PM	R22418
Acetone	ND	10		µg/L	1	11/8/2014 12:30:51 PM	R22418
Bromobenzene	ND	1.0		µg/L	1	11/8/2014 12:30:51 PM	R22418
Bromodichloromethane	ND	1.0		µg/L	1	11/8/2014 12:30:51 PM	R22418
Bromoform	ND	1.0		µg/L	1	11/8/2014 12:30:51 PM	R22418
Bromomethane	ND	3.0		µg/L	1	11/8/2014 12:30:51 PM	R22418
2-Butanone	ND	10		µg/L	1	11/8/2014 12:30:51 PM	R22418
Carbon disulfide	ND	10		µg/L	1	11/8/2014 12:30:51 PM	R22418
Carbon Tetrachloride	ND	1.0		µg/L	1	11/8/2014 12:30:51 PM	R22418
Chlorobenzene	ND	1.0		µg/L	1	11/8/2014 12:30:51 PM	R22418
Chloroethane	ND	2.0		µg/L	1	11/8/2014 12:30:51 PM	R22418
Chloroform	ND	1.0		µg/L	1	11/8/2014 12:30:51 PM	R22418
Chloromethane	ND	3.0		µg/L	1	11/8/2014 12:30:51 PM	R22418
2-Chlorotoluene	ND	1.0		µg/L	1	11/8/2014 12:30:51 PM	R22418
4-Chlorotoluene	ND	1.0		µg/L	1	11/8/2014 12:30:51 PM	R22418
cis-1,2-DCE	ND	1.0		µg/L	1	11/8/2014 12:30:51 PM	R22418
cis-1,3-Dichloropropene	ND	1.0		µg/L	1	11/8/2014 12:30:51 PM	R22418
1,2-Dibromo-3-chloropropane	ND	2.0		µg/L	1	11/8/2014 12:30:51 PM	R22418
Dibromochloromethane	ND	1.0		µg/L	1	11/8/2014 12:30:51 PM	R22418
Dibromomethane	ND	1.0		µg/L	1	11/8/2014 12:30:51 PM	R22418
1,2-Dichlorobenzene	ND	1.0		µg/L	1	11/8/2014 12:30:51 PM	R22418
1,3-Dichlorobenzene	ND	1.0		µg/L	1	11/8/2014 12:30:51 PM	R22418
1,4-Dichlorobenzene	ND	1.0		µg/L	1	11/8/2014 12:30:51 PM	R22418
Dichlorodifluoromethane	ND	1.0		µg/L	1	11/8/2014 12:30:51 PM	R22418
1,1-Dichloroethane	ND	1.0		µg/L	1	11/8/2014 12:30:51 PM	R22418
1,1-Dichloroethene	ND	1.0		µg/L	1	11/8/2014 12:30:51 PM	R22418
1,2-Dichloropropane	ND	1.0		µg/L	1	11/8/2014 12:30:51 PM	R22418
1,3-Dichloropropane	ND	1.0		µg/L	1	11/8/2014 12:30:51 PM	R22418
2,2-Dichloropropane	ND	2.0		µg/L	1	11/8/2014 12:30:51 PM	R22418

Refer to the QC Summary report and sample login checklist for flagged QC data and preservation information.

Qualifiers:

*	Value exceeds Maximum Contaminant Level.	B	Analyte detected in the associated Method Blank
E	Value above quantitation range	H	Holding times for preparation or analysis exceeded
J	Analyte detected below quantitation limits	ND	Not Detected at the Reporting Limit
O	RSD is greater than RSDlimit	P	Sample pH greater than 2.
R	RPD outside accepted recovery limits	RL	Reporting Detection Limit
S	Spike Recovery outside accepted recovery limits		

Hall Environmental Analysis Laboratory, Inc.

CLIENT: PNM Resources
Project: Person Generating Station
Lab ID: 1411258-006
Matrix: TRIP BLANK
Client Sample ID: TRIP BLANK
Collection Date:
Received Date: 11/6/2014 1:30:00 PM

Analyses	Result	RL	Qual	Units	DF	Date Analyzed	Batch
EPA METHOD 8260B: VOLATILES						Analyst:	**KJH**
1,1-Dichloropropene	ND	1.0		µg/L	1	11/8/2014 12:30:51 PM	R22418
Hexachlorobutadiene	ND	1.0		µg/L	1	11/8/2014 12:30:51 PM	R22418
2-Hexanone	ND	10		µg/L	1	11/8/2014 12:30:51 PM	R22418
Isopropylbenzene	ND	1.0		µg/L	1	11/8/2014 12:30:51 PM	R22418
4-Isopropyltoluene	ND	1.0		µg/L	1	11/8/2014 12:30:51 PM	R22418
4-Methyl-2-pentanone	ND	10		µg/L	1	11/8/2014 12:30:51 PM	R22418
Methylene Chloride	ND	3.0		µg/L	1	11/8/2014 12:30:51 PM	R22418
n-Butylbenzene	ND	3.0		µg/L	1	11/8/2014 12:30:51 PM	R22418
n-Propylbenzene	ND	1.0		µg/L	1	11/8/2014 12:30:51 PM	R22418
sec-Butylbenzene	ND	1.0		µg/L	1	11/8/2014 12:30:51 PM	R22418
Styrene	ND	1.0		µg/L	1	11/8/2014 12:30:51 PM	R22418
tert-Butylbenzene	ND	1.0		µg/L	1	11/8/2014 12:30:51 PM	R22418
1,1,1,2-Tetrachloroethane	ND	1.0		µg/L	1	11/8/2014 12:30:51 PM	R22418
1,1,2,2-Tetrachloroethane	ND	2.0		µg/L	1	11/8/2014 12:30:51 PM	R22418
Tetrachloroethene (PCE)	ND	1.0		µg/L	1	11/8/2014 12:30:51 PM	R22418
trans-1,2-DCE	ND	1.0		µg/L	1	11/8/2014 12:30:51 PM	R22418
trans-1,3-Dichloropropene	ND	1.0		µg/L	1	11/8/2014 12:30:51 PM	R22418
1,2,3-Trichlorobenzene	ND	1.0		µg/L	1	11/8/2014 12:30:51 PM	R22418
1,2,4-Trichlorobenzene	ND	1.0		µg/L	1	11/8/2014 12:30:51 PM	R22418
1,1,1-Trichloroethane	ND	1.0		µg/L	1	11/8/2014 12:30:51 PM	R22418
1,1,2-Trichloroethane	ND	1.0		µg/L	1	11/8/2014 12:30:51 PM	R22418
Trichloroethene (TCE)	ND	1.0		µg/L	1	11/8/2014 12:30:51 PM	R22418
Trichlorofluoromethane	ND	1.0		µg/L	1	11/8/2014 12:30:51 PM	R22418
1,2,3-Trichloropropane	ND	2.0		µg/L	1	11/8/2014 12:30:51 PM	R22418
Vinyl chloride	ND	1.0		µg/L	1	11/8/2014 12:30:51 PM	R22418
Xylenes, Total	ND	1.5		µg/L	1	11/8/2014 12:30:51 PM	R22418
Surr: 1,2-Dichloroethane-d4	88.4	70-130		%REC	1	11/8/2014 12:30:51 PM	R22418
Surr: 4-Bromofluorobenzene	90.9	70-130		%REC	1	11/8/2014 12:30:51 PM	R22418
Surr: Dibromofluoromethane	94.9	70-130		%REC	1	11/8/2014 12:30:51 PM	R22418
Surr: Toluene-d8	92.9	70-130		%REC	1	11/8/2014 12:30:51 PM	R22418

Refer to the QC Summary report and sample login checklist for flagged QC data and preservation information.

Qualifiers:

*	Value exceeds Maximum Contaminant Level.	B	Analyte detected in the associated Method Blank
E	Value above quantitation range	H	Holding times for preparation or analysis exceeded
J	Analyte detected below quantitation limits	ND	Not Detected at the Reporting Limit
O	RSD is greater than RSDlimit	P	Sample pH greater than 2.
R	RPD outside accepted recovery limits	RL	Reporting Detection Limit
S	Spike Recovery outside accepted recovery limits		

QC SUMMARY REPORT

Hall Environmental Analysis Laboratory, Inc.

WO#: 1411258

11-Nov-14

Client: PNM Resources

Project: Person Generating Station

Sample ID **b2**	SampType: **MBLK**	TestCode: **EPA Method 8260B: VOLATILES**	
Client ID: **PBW**	Batch ID: **R22418**	RunNo: **22418**	
Prep Date:	Analysis Date: **11/8/2014**	SeqNo: **660666**	Units: **µg/L**

Analyte	Result	PQL	SPK value	SPK Ref Val	%REC	LowLimit	HighLimit	%RPD	RPDLimit	Qual
Benzene	ND	1.0								
Toluene	ND	1.0								
Ethylbenzene	ND	1.0								
Methyl tert-butyl ether (MTBE)	ND	1.0								
1,2,4-Trimethylbenzene	ND	1.0								
1,3,5-Trimethylbenzene	ND	1.0								
1,2-Dichloroethane (EDC)	ND	1.0								
1,2-Dibromoethane (EDB)	ND	1.0								
Naphthalene	ND	2.0								
1-Methylnaphthalene	ND	4.0								
2-Methylnaphthalene	ND	4.0								
Acetone	ND	10								
Bromobenzene	ND	1.0								
Bromodichloromethane	ND	1.0								
Bromoform	ND	1.0								
Bromomethane	ND	3.0								
2-Butanone	ND	10								
Carbon disulfide	ND	10								
Carbon Tetrachloride	ND	1.0								
Chlorobenzene	ND	1.0								
Chloroethane	ND	2.0								
Chloroform	ND	1.0								
Chloromethane	ND	3.0								
2-Chlorotoluene	ND	1.0								
4-Chlorotoluene	ND	1.0								
cis-1,2-DCE	ND	1.0								
cis-1,3-Dichloropropene	ND	1.0								
1,2-Dibromo-3-chloropropane	ND	2.0								
Dibromochloromethane	ND	1.0								
Dibromomethane	ND	1.0								
1,2-Dichlorobenzene	ND	1.0								
1,3-Dichlorobenzene	ND	1.0								
1,4-Dichlorobenzene	ND	1.0								
Dichlorodifluoromethane	ND	1.0								
1,1-Dichloroethane	ND	1.0								
1,1-Dichloroethene	ND	1.0								
1,2-Dichloropropane	ND	1.0								
1,3-Dichloropropane	ND	1.0								
2,2-Dichloropropane	ND	2.0								

Qualifiers:

*	Value exceeds Maximum Contaminant Level.	B	Analyte detected in the associated Method Blank
E	Value above quantitation range	H	Holding times for preparation or analysis exceeded
J	Analyte detected below quantitation limits	ND	Not Detected at the Reporting Limit
O	RSD is greater than RSDlimit	P	Sample pH greater than 2.
R	RPD outside accepted recovery limits	RL	Reporting Detection Limit
S	Spike Recovery outside accepted recovery limits		

QC SUMMARY REPORT

Hall Environmental Analysis Laboratory, Inc.

WO#: **1411258**

11-Nov-14

Client: PNM Resources
Project: Person Generating Station

Sample ID **b2** SampType: **MBLK** TestCode: **EPA Method 8260B: VOLATILES**
Client ID: **PBW** Batch ID: **R22418** RunNo: **22418**
Prep Date: Analysis Date: **11/8/2014** SeqNo: **660666** Units: **µg/L**

Analyte	Result	PQL	SPK value	SPK Ref Val	%REC	LowLimit	HighLimit	%RPD	RPDLimit	Qual
1,1-Dichloropropene	ND	1.0								
Hexachlorobutadiene	ND	1.0								
2-Hexanone	ND	10								
Isopropylbenzene	ND	1.0								
4-Isopropyltoluene	ND	1.0								
4-Methyl-2-pentanone	ND	10								
Methylene Chloride	ND	3.0								
n-Butylbenzene	ND	3.0								
n-Propylbenzene	ND	1.0								
sec-Butylbenzene	ND	1.0								
Styrene	ND	1.0								
tert-Butylbenzene	ND	1.0								
1,1,1,2-Tetrachloroethane	ND	1.0								
1,1,2,2-Tetrachloroethane	ND	2.0								
Tetrachloroethene (PCE)	ND	1.0								
trans-1,2-DCE	ND	1.0								
trans-1,3-Dichloropropene	ND	1.0								
1,2,3-Trichlorobenzene	ND	1.0								
1,2,4-Trichlorobenzene	ND	1.0								
1,1,1-Trichloroethane	ND	1.0								
1,1,2-Trichloroethane	ND	1.0								
Trichloroethene (TCE)	ND	1.0								
Trichlorofluoromethane	ND	1.0								
1,2,3-Trichloropropane	ND	2.0								
Vinyl chloride	ND	1.0								
Xylenes, Total	ND	1.5								
Surr: 1,2-Dichloroethane-d4	9.7		10.00		97.4	70	130			
Surr: 4-Bromofluorobenzene	9.3		10.00		92.6	70	130			
Surr: Dibromofluoromethane	10		10.00		103	70	130			
Surr: Toluene-d8	9.7		10.00		96.7	70	130			

Sample ID **100ng lcs2** SampType: **LCS** TestCode: **EPA Method 8260B: VOLATILES**
Client ID: **LCSW** Batch ID: **R22418** RunNo: **22418**
Prep Date: Analysis Date: **11/8/2014** SeqNo: **660668** Units: **µg/L**

Analyte	Result	PQL	SPK value	SPK Ref Val	%REC	LowLimit	HighLimit	%RPD	RPDLimit	Qual
Benzene	19	1.0	20.00	0	96.4	70	130			
Toluene	20	1.0	20.00	0	99.3	80	120			
Chlorobenzene	21	1.0	20.00	0	104	70	130			

Qualifiers:

*	Value exceeds Maximum Contaminant Level.	B	Analyte detected in the associated Method Blank
E	Value above quantitation range	H	Holding times for preparation or analysis exceeded
J	Analyte detected below quantitation limits	ND	Not Detected at the Reporting Limit
O	RSD is greater than RSDlimit	P	Sample pH greater than 2.
R	RPD outside accepted recovery limits	RL	Reporting Detection Limit
S	Spike Recovery outside accepted recovery limits		

QC SUMMARY REPORT

Hall Environmental Analysis Laboratory, Inc.

WO#: 1411258

11-Nov-14

Client: PNM Resources

Project: Person Generating Station

Sample ID **100ng lcs2**	SampType: **LCS**			TestCode: **EPA Method 8260B: VOLATILES**						
Client ID: **LCSW**	Batch ID: **R22418**			RunNo: **22418**						
Prep Date:	Analysis Date: **11/8/2014**			SeqNo: **660668**		Units: **µg/L**				
Analyte	Result	PQL	SPK value	SPK Ref Val	%REC	LowLimit	HighLimit	%RPD	RPDLimit	Qual
1,1-Dichloroethene	21	1.0	20.00	0	103	82.6	131			
Trichloroethene (TCE)	20	1.0	20.00	0	101	70	130			
Surr: 1,2-Dichloroethane-d4	9.4		10.00		93.6	70	130			
Surr: 4-Bromofluorobenzene	8.8		10.00		88.1	70	130			
Surr: Dibromofluoromethane	9.7		10.00		97.2	70	130			
Surr: Toluene-d8	8.7		10.00		87.0	70	130			

Qualifiers:

*	Value exceeds Maximum Contaminant Level.	B	Analyte detected in the associated Method Blank
E	Value above quantitation range	H	Holding times for preparation or analysis exceeded
J	Analyte detected below quantitation limits	ND	Not Detected at the Reporting Limit
O	RSD is greater than RSDlimit	P	Sample pH greater than 2.
R	RPD outside accepted recovery limits	RL	Reporting Detection Limit
S	Spike Recovery outside accepted recovery limits		

HALL ENVIRONMENTAL ANALYSIS LABORATORY

Hall Environmental Analysis Laboratory
4901 Hawkins NE
Albuquerque, NM 87109
TEL: 505-345-3975 FAX: 505-345-4107
Website: www.hallenvironmental.com

Sample Log-In Check List

Client Name: PNM Aztec Work Order Number: 1411258 RcptNo: 1

Received by/date: 11/06/14
Logged By: Ashley Gallegos 11/6/2014 1:30:00 PM
Completed By: Ashley Gallegos 11/6/2014 2:55:06 PM
Reviewed By: 11/06/14

Chain of Custody

1. Custody seals intact on sample bottles? Yes ☐ No ☐ Not Present ☑
2. Is Chain of Custody complete? Yes ☑ No ☐ Not Present ☐
3. How was the sample delivered? Client

Log In

4. Was an attempt made to cool the samples? Yes ☑ No ☐ NA ☐
5. Were all samples received at a temperature of >0° C to 6.0°C Yes ☑ No ☐ NA ☐
6. Sample(s) in proper container(s)? Yes ☑ No ☐
7. Sufficient sample volume for indicated test(s)? Yes ☑ No ☐
8. Are samples (except VOA and ONG) properly preserved? Yes ☑ No ☐
9. Was preservative added to bottles? Yes ☐ No ☑ NA ☐
10. VOA vials have zero headspace? Yes ☑ No ☐ No VOA Vials ☐
11. Were any sample containers received broken? Yes ☐ No ☑
12. Does paperwork match bottle labels? Yes ☑ No ☐
    (Note discrepancies on chain of custody)
13. Are matrices correctly identified on Chain of Custody? Yes ☑ No ☐
14. Is it clear what analyses were requested? Yes ☑ No ☐
15. Were all holding times able to be met? Yes ☑ No ☐
    (If no, notify customer for authorization.)

# of preserved bottles checked for pH: _____ (<2 or >12 unless noted)
Adjusted? _____
Checked by: _____

Special Handling (if applicable)

16. Was client notified of all discrepancies with this order? Yes ☐ No ☐ NA ☑

Person Notified: _____ Date: _____
By Whom: _____ Via: ☐ eMail ☐ Phone ☐ Fax ☐ In Person
Regarding: _____
Client Instructions: _____

17. Additional remarks:

18. Cooler Information

Cooler No	Temp °C	Condition	Seal Intact	Seal No	Seal Date	Signed By
1	1.6	Good	Not Present			

Chain-of-Custody Record

Client: PNM John Hale
MS-Z100
Mailing Address: 2401 AZTEC Rd NE
Albuquerque, NM 87107
Phone #: 241-2014
email or Fax#: John.hale@PNMResources.com
QA/QC Package:
☐ Standard ☐ Level 4 (Full Validation)
Accreditation
☐ NELAP ☐ Other _____
☐ EDD (Type) _____

Turn-Around Time:
☒ Standard ☐ Rush _____
Project Name: Person Generating Station
Project #: Semi Annual Fall 2014
Project Manager: John Hale
Sampler: Mark Sivelitonos
On Ice: ☒ Yes ☐ No
Sample Temperature: 1.6

HALL ENVIRONMENTAL ANALYSIS LABORATORY
www.hallenvironmental.com
4901 Hawkins NE - Albuquerque, NM 87109
Tel. 505-345-3975 Fax 505-345-4107

Analysis Request

Date	Time	Matrix	Sample Request ID	Container Type and #	Preservative Type	HEAL No. 1971258	BTEX + MTBE + TMB's (8021)	BTEX + MTBE + TPH (Gas only)	TPH 8015B (GRO / DRO / MRO)	TPH (Method 418.1)	EDB (Method 504.1)	PAH's (8310 or 8270 SIMS)	RCRA 8 Metals	Anions (F,Cl,NO_3,NO_2,PO_4,SO_4)	8081 Pesticides / 8082 PCB's	8260B (VOA)	8270 (Semi-VOA)					Air Bubbles (Y or N)
11/6/14	1210	Aqueous	PSMW-VEW-1	3-40ml VOAs	HCl	-001										X						
"	1215	"	PSMW-EW-1	"	"	-002										X						
"	1220	"	PSMW-EW-2	"	"	-003										X						
"	1225	"	PSMW-EW-3	"	"	-004										X						
"	1230	"	PSMW-EW-4	"	"	-005										X						
			Tr P Blank	2-40ml	VOAs HCl	-006										X						

Date:	Time:	Relinquished by:	Received by:	Date	Time
11/6/14	1330			11/06/14	1330
Date:	Time:	Relinquished by:	Received by:	Date	Time

Remarks:

If necessary, samples submitted to Hall Environmental may be subcontracted to other accredited laboratories. This serves as notice of this possibility. Any sub-contracted data will be clearly notated on the analytical report.