ENTERED

2401 Aztec NE – Z100
Albuquerque, NM 87107
P 505.241.2014
F 505.241.2384
PNMResources.com

PNM Resources

June 30, 2015

VIA FEDEX

John Kieling
Chief, Hazardous Waste Bureau
New Mexico Environment Department
2905 Rodeo Park Drive East, Building 1
Santa Fe, New Mexico 87505-6313

JUN 30 2015

RE: PNM Person Generating Station Permit No. NMT 360010342 – 2015 Semi-Annual Report

Dear Mr. Kieling:

I certify under penalty of law that this document and all attachments were prepared under my direction or supervision in accordance with a system designed to assure that qualified personnel properly gather and evaluate the information submitted. Based on my inquiry of the person or persons who manage the system, or those persons directly responsible for gathering the information, the information submitted is, to the best of my knowledge and belief, true, accurate, and complete. I am aware that there are significant penalties for submitting false information, including the possibility of fine and imprisonment for knowing violations.

Maureen Gannon
Executive Director, Environmental Services Department

Pursuant to requirements contained in the Person Generating Station Post-Closure Care Permit (NMT360010342), Public Service Company of New Mexico hereby submits one hard copy and one CD containing an electronic copy of the semi-annual report for the reporting period of January 1, 2015, through June 30, 2015.

If you have any questions, please contact me at (505) 241-2014.

Sincerely,

John Hale, P.E.
Technical Project Manager

Enclosures

cc: Brian Salem, NMED-HWB, 5500 San Antonio NE, Albuquerque, NM 87109

2401 Aztec NE – Z100
Albuquerque, NM 87107
P 505.241.2014
F 505.241.2384
PNMResources.com

PNM Resources

June 30, 2015

VIA FEDEX

John Kieling
Chief, Hazardous Waste Bureau
New Mexico Environment Department
2905 Rodeo Park Drive East, Building 1
Santa Fe, New Mexico 87505-6313

RE: PNM Person Generating Station Permit No. NMT 360010342 – 2015 Semi-Annual Report

Dear Mr. Kieling:

I certify under penalty of law that this document and all attachments were prepared under my direction or supervision in accordance with a system designed to assure that qualified personnel properly gather and evaluate the information submitted. Based on my inquiry of the person or persons who manage the system, or those persons directly responsible for gathering the information, the information submitted is, to the best of my knowledge and belief, true, accurate, and complete. I am aware that there are significant penalties for submitting false information, including the possibility of fine and imprisonment for knowing violations.

Maureen Gannon

Maureen Gannon
Executive Director, Environmental Services Department

Pursuant to requirements contained in the Person Generating Station Post-Closure Care Permit (NMT360010342), Public Service Company of New Mexico hereby submits one hard copy and one CD containing an electronic copy of the semi-annual report for the reporting period of January 1, 2015, through June 30, 2015.

If you have any questions, please contact me at (505) 241-2014.

Sincerely,

John Hale

John Hale, P.E.
Technical Project Manager

Enclosures

cc: Brian Salem, NMED-HWB, 5500 San Antonio NE, Albuquerque, NM 87109

INTRODUCTION

This report is intended to fulfill the reporting requirements of Section 2.3.10 and 2.3.11 of the Hazardous Waste Facility Post-Closure Care Permit, EPA ID No. NMT360010342, for the Public Service Company of New Mexico (PNM) Person Generating Station. Information and data for the reporting period of January 1, 2015, through June 30, 2015, are provided in the following sections.

The New Mexico Environment Department Hazardous Waste Bureau (NMED) issued a new post-closure care permit, which became effective on October 6, 2012. The conditions of the new permit are substantially different than the previous permit and include a reduced list of wells that are required to be monitored, an increase in the number of required analyses for certain wells, and new inspection requirements for the Groundwater Treatment System (GWTS).

For ease of comparison to the permit requirements, the specific tasks identified in section 2.3.10 of the permit are listed below along with the relevant responses.

2.3.10 SEMI-ANNUAL REPORTS

1. ***Summarize all inspection, maintenance, and repair activities, and indicate whether any implemented repairs were effective and met the original specifications.***

   These activities are summarized in Appendix 1. No non-routine repairs or maintenance were performed on the GWTS during this reporting period.

2. ***Provide groundwater monitoring results.***

   Groundwater monitoring activities for this reporting period took place in April 2015. EPA Method 8260 (volatiles) were used for the analyses of samples.

   Table 1 (see Appendix 3) lists the wells that were sampled during this reporting period's monitoring activities and the associated analytical results. The well locations are shown in Figure 1 (see Appendix 2).

   Groundwater flow direction and gradient for the April 2015 monitoring activities are shown in Figure 2 (see Appendix 2).

   Section 3.3.5 of the permit indicates that if during the one-year shutdown period (began in 2012), any of the permit-specified hazardous constituents exceed the concentration limit, then the the GWTS is to be operated for a minimum of three years, alternating between six months of operation and shutdown.

The first half 2013 monitoring results indicated that monitoring well PSMW-13A slightly exceeded the relevant standard for tetrachloroethene. Consequently, the GWTS was put back into routine service on June 11, 2013.

The second half 2013, the first half 2014, and the second half 2014 monitoring results indicated that PSMW-13A again slightly exceeded the permit concentration limit for tetrachloroethene. The second half 2014 monitoring results also indicated that PSMW-22 slightly exceeded the permit concentration limit for tetrachloroethene.

The first half 2015 monitoring results indicated no exceedances of the permit concentration limits for any of the permit-specified hazardous constituents.

Prior to conducting the April 2014 monitoring, the GWTS was shut down on April 9 for the six-month shutdown period. The GWTS was restarted on November 4 after the completion of the October 2014 monitoring activities, and then shut down on May 4 after completion of the April 2015 sampling activities.

The three-year on/off period began on June 11, 2013 and will end on January 1, 2017.

3. ***Indicate whether there has been any statistically significant increase in the concentration of a hazardous constituent in groundwater in any of the wells.***

Analytical data from the April 2015 sampling activities indicated no exceedances of the permit concentration limits for any of the permit-specified hazardous constituents in any of the monitored wells.

Analytical data from previous sampling events indicated exceedances of the permit concentration limits only for tetrachloroethene in PSMW-13A and PSMW-22. The table below lists the historical analytical results. For reference, the permit concentration limit for tetrachloroethene is 0.0050 mg/L.

Sampling Event	Monitoring Well	Tetrachloroethene Concentration (mg/l)
First Half 2013	PSMW-13A	0.00655
Second Half 2013	PSMW-13A	0.00679
First Half 2014	PSMW-13A	0.0050
Second Half 2014	PSMW-13A	0.00520
---	---	---
Second Half 2014	PSMW-22	0.00570

Isopleth concentration figures of tetrachloroethene (PCE) and 1,1-dichloroethene (1,1-DCE) for the April 2015 monitoring activities are shown in Figures 3 and 4, respectively (see Appendix 2).

In accordance with Section 3.4.5, two statistical analytical methods were performed on the groundwater monitoring data. The results are included in Appendix 4.

4. ***Indicate whether any hazardous constituent exceeded their corresponding concentration limits, and provide the mean and the upper and lower confidence limits for the mean of each hazardous constituent.***

As noted in the previous sections, there were no exceedances of the relevant permit hazardous constituent concentrations in any of the monitoring wells sampled during the April 2015 monitoring activities.

In accordance with section 3.4.5 of the permit, results of the statistical analyses performed on the data is included in Appendix 4. Plots of the upper and lower confidence limits relative to the hazardous constituent concentrations are shown for the relevant monitoring wells in Appendix 4.

5. ***Indicate whether any new hazardous constituents were identified as a result of Appendix IX sampling (see Permit Section 3.4.3) and whether they were added to the monitoring list.***

No new hazardous constituents were identified from the EPA Method 8260 sampling activities during this reporting period.

6. ***Summarize any problems that either endangered or presented significant potential to endanger human health and the environment for the reporting period and what was done to mitigate such problems.***

As noted above, none of the monitoring wells sampled during this reporting period exceeded the relevant permit hazardous constituent concentration limits.

The GWTS was put back into a six-month on/six- month off schedule for the next three years.

The next semi-annual sampling activity is tentatively scheduled for October 2015.

2.3.11 MONITORING REPORT CONTENTS

Data and information required under this section are contained in the well sampling data forms in Appendix 5 and in the laboratory analytical reports contained in Appendix 6.

APPENDIX 1

GWTS Inspection Logs

GWTS Semi-Annual Inspection Log – April 2015

(Person St. NMT 360010342)

System Component	Reading/Result	Comments (If Applicable)
I-25 Vault Level	No water	
Influent Surge Tank Level (percent full)	75	GWTS in service
Effluent Surge Tank Level (percent full)	75	GWTS in service
Golf Course Pond Level	Several feet of freeboard	Ok
Golf Course Remote System Shut-Off Operational Status	Ok	GWTS in service
Extraction Well Flow Data	----------	----------
VEW (gal/mo) and (gpm)	2,667/0.1	GWTS in service
EW-1 (gal/mo) and (gpm)	36,138/0.8	GWTS in service
EW-2 (gal/mo) and (gpm)	5/0	GWTS in service
EW-3 (gal/mo) and (gpm)	1,131,825/26.2	GWTS in service
EW-4 (gal/mo) and (gpm)	222,845/5.2	GWTS in service
Treated Effluent Pumped to Golf Course (gal/mo)	1,393,480	GWTS in service
Pressure Readings (psi)	----------	----------
No. 1 Bag Filter Inlet/Outlet*	0	GWTS in service
No. 2 Bag Filter Inlet/Outlet*	0	GWTS in service
No. 3 Bag Filter Inlet/Outlet*	0	GWTS in service
No. 4 Bag Filter Inlet/Outlet*	0	GWTS in service
Transfer Pumps Operating Frequency (Hz) Influent/Effluent	Ok	GWTS in service
Transfer Pump Condition	Ok	GWTS in service

* Bag filters are numbered from north to south starting with No. 1

Above flow data taken from end-of-month readings for April 2015 and monthly SEO report.

GWTS Monthly Inspection Log – January 2015

(Person St. NMT 360010342)

System Component	Reading/Result	Comments (If Applicable)
I-25 Vault Level	Dry	GWTS in service
Totalizer Flow Meter Readings (gal)	----------	----------
Influent Line to Surge Tank	65348000	GWTS in service
VEW	1009800	GWTS in service
EW-1	2331200	GWTS in service
EW-2	8745060	GWTS in service
EW-3	3242400	GWTS in service
EW-4	3178200	GWTS in service
Effluent Line to Golf Course	N/A	Meter out of service
Pressure Readings (psi)	----------	----------
Influent Line	50	GWTS in service
Effluent Line	50	GWTS in service
Primary GAC Inlet/Outlet	30/30	GWTS in service
Final GAC Inlet/Outlet	30/30	GWTS in service
No. 1 Bag Filter Inlet/Outlet*	20/20	GWTS in service
No. 2 Bag Filter Inlet/Outlet*	20/20	GWTS in service
No. 3 Bag Filter Inlet/Outlet*	20/20	GWTS in service
No. 4 Bag Filter Inlet/Outlet*	20/20	GWTS in service

N/A: Not Available

* Bag filters are numbered from north to south starting with No. 1

GWTS Monthly Inspection Log – February 2015

(Person St. NMT 360010342)

System Component	Reading/Result	Comments (If Applicable)
I-25 Vault Level	Dry	GWTS out of service
Totalizer Flow Meter Readings (gal)	----------	----------
Influent Line to Surge Tank	66485521	GWTS out of service
VEW	1011532	GWTS out of service
EW-1	2365526	GWTS out of service
EW-2	8745064	GWTS out of service
EW-3	4290510	GWTS out of service
EW-4	3396307	GWTS out of service
Effluent Line to Golf Course	N/A	Meter out of service
Pressure Readings (psi)	----------	----------
Influent Line	0	GWTS out of service
Effluent Line	0	GWTS out of service
Primary GAC Inlet/Outlet	0	GWTS out of service
Final GAC Inlet/Outlet	0	GWTS out of service
No. 1 Bag Filter Inlet/Outlet*	0	GWTS out of service
No. 2 Bag Filter Inlet/Outlet*	0	GWTS out of service
No. 3 Bag Filter Inlet/Outlet*	0	GWTS out of service
No. 4 Bag Filter Inlet/Outlet*	0	GWTS out of service

N/A: Not Available

* Bag filters are numbered from north to south starting with No. 1

GWTS Monthly Inspection Log – March 2015

(Person St. NMT 360010342)

System Component	Reading/Result	Comments (If Applicable)
I-25 Vault Level	Dry	GWTS in service
Totalizer Flow Meter Readings (gal)	----------	----------
Influent Line to Surge Tank	68255593	GWTS in service
VEW	1013978	GWTS in service
EW-1	2418697	GWTS in service
EW-2	8745064	GWTS in service
EW-3	5929160	GWTS in service
EW-4	37289685	GWTS in service
Effluent Line to Golf Course	N/A	Meter out of service
Pressure Readings (psi)	----------	----------
Influent Line	15	GWTS in service
Effluent Line	85	GWTS in service
Primary GAC Inlet/Outlet	30/10	GWTS in service
Final GAC Inlet/Outlet	5/12	GWTS in service
No. 1 Bag Filter Inlet/Outlet*	8/11	GWTS in service
No. 2 Bag Filter Inlet/Outlet*	8/11	GWTS in service
No. 3 Bag Filter Inlet/Outlet*	8/11	GWTS in service
No. 4 Bag Filter Inlet/Outlet*	8/11	GWTS in service

N/A: Not Available

*Bag filters are numbered from north to south starting with No. 1

GWTS Monthly Inspection Log – April 2015

(Person St. NMT 360010342)

System Component	Reading/Result	Comments (If Applicable)
I-25 Vault Level	Dry	GWTS in service
Totalizer Flow Meter Readings (gal)	----------	----------
Influent Line to Surge Tank	70261127	GWTS in service
VEW	1014782	GWTS in service
EW-1	2478753	GWTS in service
EW-2	8745065	GWTS in service
EW-3	7787450	GWTS in service
EW-4	4101952	GWTS in service
Effluent Line to Golf Course	N/A	Meter out of service
Pressure Readings (psi)	----------	----------
Influent Line	N/A	GWTS in service
Effluent Line	90	GWTS in service
Primary GAC Inlet/Outlet	5/0	GWTS in service
Final GAC Inlet/Outlet	1/12	GWTS in service
No. 1 Bag Filter Inlet/Outlet*	10/12	GWTS in service
No. 2 Bag Filter Inlet/Outlet*	10/12	GWTS in service
No. 3 Bag Filter Inlet/Outlet*	10/12	GWTS in service
No. 4 Bag Filter Inlet/Outlet*	10/12	GWTS in service

N/A: Not Available

* Bag filters are numbered from north to south starting with No. 1

GWTS Monthly Inspection Log – May 2015

(Person St. NMT 360010342)

System Component	Reading/Result	Comments (If Applicable)
I-25 Vault Level	Dry	GWTS in service
Totalizer Flow Meter Readings (gal)	----------	----------
Influent Line to Surge Tank	71470698	GWTS in service
VEW	1017449	GWTS in service
EW-1	2514891	GWTS in service
EW-2	8745070	GWTS in service
EW-3	8919275	GWTS in service
EW-4	4324797	GWTS in service
Effluent Line to Golf Course	N/A	Meter out of service
Pressure Readings (psi)	----------	----------
Influent Line	15	GWTS in service
Effluent Line	110	GWTS in service
Primary GAC Inlet/Outlet	6/1	GWTS in service
Final GAC Inlet/Outlet	0/12	GWTS in service
No. 1 Bag Filter Inlet/Outlet*	10/10	GWTS in service
No. 2 Bag Filter Inlet/Outlet*	10/10	GWTS in service
No. 3 Bag Filter Inlet/Outlet*	10/10	GWTS in service
No. 4 Bag Filter Inlet/Outlet*	10/10	GWTS in service

N/A: Not Available

* Bag filters are numbered from north to south starting with No. 1

GWTS Monthly Inspection Log – June 2015

(Person St. NMT 360010342)

System Component	Reading/Result	Comments (If Applicable)
I-25 Vault Level	Dry	GWTS shut down for 6-month off period on 5/4/15
Totalizer Flow Meter Readings (gal)	----------	----------
Influent Line to Surge Tank	71470698	GWTS shut down for 6-month off period on 5/4/15
VEW	1017449	GWTS shut down for 6-month off period on 5/4/15
EW-1	2514891	GWTS shut down for 6-month off period on 5/4/15
EW-2	8745070	GWTS shut down for 6-month off period on 5/4/15
EW-3	8919275	GWTS shut down for 6-month off period on 5/4/15
EW-4	4324797	GWTS shut down for 6-month off period on 5/4/15
Effluent Line to Golf Course	N/A	
Pressure Readings (psi)	----------	----------
Influent Line	0	GWTS shut down for 6-month off period on 5/4/15
Effluent Line	0	GWTS shut down for 6-month off period on 5/4/15
Primary GAC Inlet/Outlet	0	GWTS shut down for 6-month off period on 5/4/15
Final GAC Inlet/Outlet	0	GWTS shut down for 6-month off period on 5/4/15
No. 1 Bag Filter Inlet/Outlet*	0	GWTS shut down for 6-month off period on 5/4/15
No. 2 Bag Filter Inlet/Outlet*	0	GWTS shut down for 6-month off period on 5/4/15
No. 3 Bag Filter Inlet/Outlet*	0	GWTS shut down for 6-month off period on 5/4/15
No. 4 Bag Filter Inlet/Outlet*	0	GWTS shut down for 6-month off period on 5/4/15

N/A: Not Available

* Bag filters are numbered from north to south starting with No. 1

APPENDIX 2

Figures



FIGURE 1. SITE MAP (Aerial Photograph 2014)
PUBLIC SERVICE COMPANY OF NEW MEXICO
PERSON GENERATING STATION - SPRING 2015

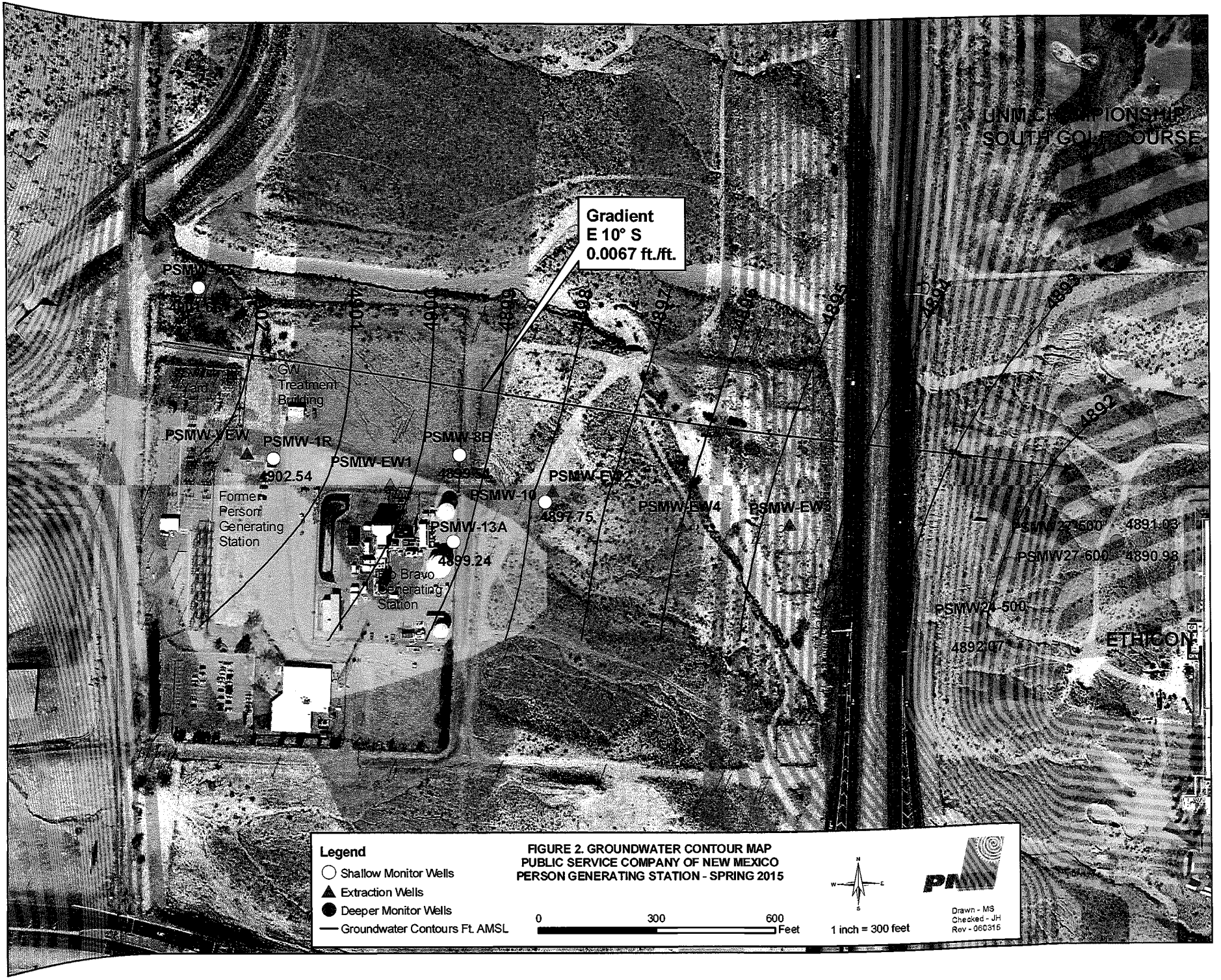

FIGURE 2. GROUNDWATER CONTOUR MAP
PUBLIC SERVICE COMPANY OF NEW MEXICO
PERSON GENERATING STATION - SPRING 2015



FIGURE 3. PCE CONCENTRATION MAP (ug/L) - SPRING 2015
PUBLIC SERVICE COMPANY OF NEW MEXICO
PERSON GENERATING STATION



FIGURE 4. 1,1 DCE CONCENTRATION MAP (ug/L) - SPRING 2015
PUBLIC SERVICE COMPANY OF NEW MEXICO
PERSON GENERATING STATION

APPENDIX 3

Laboratory Analytical Results

Table 1
Laboratory Analytical Results – First Half 2015

Well ID	Constituent	Sampling Date	Analysis Result	Units	EPA Method	Exceedance of Relevant Standard
PSMW-01R	Tetrachloroethene	4/22/15	0.0017	mg/L	8260	No
PSMW-07R	----------	4/22/15	ND	mg/L	8260	No
PSMW-8B*	----------	4/22/15	ND	mg/L	8260	No
PSMW-10	----------	4/22/15	ND	mg/L	8260	No
PSMW-13A	Chloroform 1,1-Dichloroethene Tetrachloroethene	4/23/15	0.0010 0.0025 0.0037	mg/L	8260	No
PSMW24-500	Chloroform	4/23/15	0.0015	mg/L	8260	No
PSMW27-500	----------	4/23/15	ND	mg/L	8260	No
PSMW27-600	----------	4/23/15	ND	mg/L	8260	No
PSMW-VEW	Tetrachloroethene	4/24/15	0.0014	mg/L	8260	No
PSMW-EW1	----------	4/24/15	ND	mg/L	8260	No
PSMW-EW2	----------	4/24/15	ND	mg/L	8260	No
PSMW-EW3	Tetrachloroethene	4/24/15	0.0013	mg/L	8260	No
PSMW-EW4	1,1-Dichloroethene Tetrachloroethene	4/24/15	0.0011 0.0019	mg/L	8260	No

ND: non-detect

* Per a Class I permit modification, PSMW-08B replaced PSMW-08A for the fall 2013 sampling activities and all future sampling activities

Bold font denotes an exceedance of a standard

APPENDIX 4

Statistical Analyses Results

In accordance with section 3.4.5 of the permit, two statistical analyses tests were performed on the monitoring data; a Student T-test using the unpaired, two-sample methodology, and determination of the confidence interval using a 95% confidence level.

These analyses were not performed on constituents that were non-detect in the last six sampling events.

The table below lists the results of the statistically significant determination using a commonly accepted p value of < 0.05 as the determining value. The Student T-test run printouts are attached below.

Well ID	Hazardous Constituent	P Value	Statistically Significant (p < 0.05)
PSMW-01R	PCE	0.023	Yes
	DCE	0.341	No
---	---	---	---
PSMW-10	PCE	0.000	Yes
	DCE	0.004	Yes
---	---	---	---
PSMW-13A	PCE	0.013	Yes
	DCE	0.001	Yes
	Chloroform	0.056	No
---	---	---	---
PSMW 24C-500	PCE	0.902	No
	DCE	0.293	No
	Chloroform	0.969	No
---	---	---	---
PSMW 27C-500	Chloroform	0.262	No
---	---	---	---
PSMW-EW3	PCE	0.081	No
	DCE	0.004	Yes
---	---	---	---
PSMW-EW4	PCE	0.178	No
	DCE	0.071	No

As described in section 3.4.5 of the permit, the confidence interval for the mean at a 95% confidence level shall be calculated using the Group A data (from the last six sampling events). If the lower confidence limit exceeds the concentration limit for any particular hazardous constituent, then the finding shall be considered statistically significant evidence that the concentration limit has been exceeded.

For the sample set data included in this reporting period, the lower confidence limit did not exceed the concentration limit for any constituents in any wells. Spreadsheets showing the calculation results and plots showing the concentration limits and the upper and lower confidence limits for various hazardous constituents are attached below.

P5MW-01R
(PCE)

Student's *t*-Test: Results

The results of an unpaired t-test performed at 10:29 on 5-JUN-2015

t= -2.67
sdev= 0.690E-03
degrees of freedom = 10

The probability of this result, assuming the null hypothesis, is 0.023

Group A: Number of items= 6
1.610E-03 1.700E-03 2.020E-03 2.380E-03 2.600E-03 3.700E-03

Mean = 2.335E-03
95% confidence interval for Mean: 1.7072E-03 thru 2.9628E-03
Standard Deviation = 7.699E-04
Hi = 3.700E-03 Low = 1.610E-03
Median = 2.200E-03
Average Absolute Deviation from Median = 5.583E-04

Group B: Number of items= 6
2.500E-03 3.100E-03 3.400E-03 3.400E-03 3.700E-03 4.300E-03

Mean = 3.400E-03
95% confidence interval for Mean: 2.7722E-03 thru 4.0278E-03
Standard Deviation = 6.000E-04
Hi = 4.300E-03 Low = 2.500E-03
Median = 3.400E-03
Average Absolute Deviation from Median = 4.000E-04

PSMW-01R.
(61-DCE)

Student's *t*-Test: Results

The results of an unpaired t-test performed at 09:33 on 7-MAY-2015

t= -1.00
sdev= 0.289E-04
degrees of freedom = 10

The probability of this result, assuming the null hypothesis, is 0.341

Group A: Number of items= 6
1.000E-03 1.000E-03 1.000E-03 1.000E-03 1.000E-03 1.000E-03

Mean = 1.000E-03
95% confidence interval for Mean: 9.7374E-04 thru 1.0263E-03
Standard Deviation = 0.00
Hi = 1.000E-03 Low = 1.000E-03
Median = 1.000E-03
Average Absolute Deviation from Median = 0.00

Group B: Number of items= 6
1.000E-03 1.000E-03 1.000E-03 1.000E-03 1.000E-03 1.100E-03

Mean = 1.017E-03
95% confidence interval for Mean: 9.9041E-04 thru 1.0429E-03
Standard Deviation = 4.082E-05
Hi = 1.100E-03 Low = 1.000E-03
Median = 1.000E-03
Average Absolute Deviation from Median = 1.667E-05

PSMW-10
(PCE)

Student's *t*-Test: Results

The results of an unpaired t-test performed at 09:36 on 7-MAY-2015

t= -5.15
sdev= 0.775E-03
degrees of freedom = 10

The probability of this result, assuming the null hypothesis, is 0.000

Group A: Number of items= 6
5.000E-04 1.000E-03 1.000E-03 1.000E-03 1.060E-03 1.300E-03

Mean = 9.767E-04
95% confidence interval for Mean: 2.7156E-04 thru 1.6818E-03
Standard Deviation = 2.609E-04
Hi = 1.300E-03 Low = 5.000E-04
Median = 1.000E-03
Average Absolute Deviation from Median = 1.433E-04

Group B: Number of items= 6
2.400E-03 2.900E-03 2.900E-03 3.000E-03 3.100E-03 5.400E-03

Mean = 3.283E-03
95% confidence interval for Mean: 2.5782E-03 thru 3.9884E-03
Standard Deviation = 1.065E-03
Hi = 5.400E-03 Low = 2.400E-03
Median = 2.950E-03
Average Absolute Deviation from Median = 5.500E-04

PSMW-10
(B1-DCG)

Student's *t*-Test: Results

The results of an unpaired t-test performed at 09:38 on 7-MAY-2015

t= -3.71
sdev= 0.324E-03
degrees of freedom = 10

The probability of this result, assuming the null hypothesis, is 0.004

Group A: Number of items= 6
5.300E-04 1.000E-03 1.000E-03 1.000E-03 1.000E-03 1.000E-03

Mean = 9.217E-04
95% confidence interval for Mean: 6.2657E-04 thru 1.2168E-03
Standard Deviation = 1.919E-04
Hi = 1.000E-03 Low = 5.300E-04
Median = 1.000E-03
Average Absolute Deviation from Median = 7.833E-05

Group B: Number of items= 6
1.000E-03 1.400E-03 1.500E-03 1.700E-03 1.900E-03 2.200E-03

Mean = 1.617E-03
95% confidence interval for Mean: 1.3216E-03 thru 1.9118E-03
Standard Deviation = 4.167E-04
Hi = 2.200E-03 Low = 1.000E-03
Median = 1.600E-03
Average Absolute Deviation from Median = 3.167E-04

PSMW-13A
(PCE)

Student's *t*-Test: Results

The results of an unpaired t-test performed at 09:41 on 7-MAY-2015

t= 3.03
sdev= 0.987E-03
degrees of freedom = 10

The probability of this result, assuming the null hypothesis, is 0.013

Group A: Number of items= 6
3.700E-03 5.000E-03 5.200E-03 6.300E-03 6.550E-03 6.700E-03

Mean = 5.575E-03
95% confidence interval for Mean: 4.6771E-03 thru 6.4729E-03
Standard Deviation = 1.160E-03
Hi = 6.700E-03 Low = 3.700E-03
Median = 5.750E-03
Average Absolute Deviation from Median = 9.417E-04

Group B: Number of items= 6
2.700E-03 3.300E-03 3.600E-03 4.400E-03 4.400E-03 4.700E-03

Mean = 3.850E-03
95% confidence interval for Mean: 2.9521E-03 thru 4.7479E-03
Standard Deviation = 7.765E-04
Hi = 4.700E-03 Low = 2.700E-03
Median = 4.000E-03
Average Absolute Deviation from Median = 6.500E-04

PSMW-13A
(L1-DCE)

Student's *t*-Test: Results

The results of an unpaired t-test performed at 09:44 on 7-MAY-2015

t= 4.47
sdev= 0.648E-03
degrees of freedom = 10

The probability of this result, assuming the null hypothesis, is 0.001

Group A: Number of items= 6
2.500E-03 3.400E-03 3.900E-03 4.100E-03 4.200E-03 4.240E-03

Mean = 3.723E-03
95% confidence interval for Mean: 3.1336E-03 thru 4.3131E-03
Standard Deviation = 6.735E-04
Hi = 4.240E-03 Low = 2.500E-03
Median = 4.000E-03
Average Absolute Deviation from Median = 4.567E-04

Group B: Number of items= 6
1.300E-03 1.500E-03 1.900E-03 2.200E-03 2.400E-03 3.000E-03

Mean = 2.050E-03
95% confidence interval for Mean: 1.4603E-03 thru 2.6397E-03
Standard Deviation = 6.221E-04
Hi = 3.000E-03 Low = 1.300E-03
Median = 2.050E-03
Average Absolute Deviation from Median = 4.833E-04

PSMW-13A
(chloroform)

Student's *t*-Test: Results

The results of an unpaired t-test performed at 10:34 on 5-JUN-2015

t= 2.16
sdev= 0.477E-03
degrees of freedom = 10

The probability of this result, assuming the null hypothesis, is 0.056

Group A: Number of items= 6
1.000E-03 1.700E-03 1.700E-03 2.170E-03 2.300E-03 2.700E-03

Mean = 1.928E-03
95% confidence interval for Mean: 1.4948E-03 thru 2.3619E-03
Standard Deviation = 5.930E-04
Hi = 2.700E-03 Low = 1.000E-03
Median = 1.935E-03
Average Absolute Deviation from Median = 4.617E-04

Group B: Number of items= 6
1.000E-03 1.200E-03 1.200E-03 1.200E-03 1.500E-03 1.900E-03

Mean = 1.333E-03
95% confidence interval for Mean: 8.9981E-04 thru 1.7669E-03
Standard Deviation = 3.204E-04
Hi = 1.900E-03 Low = 1.000E-03
Median = 1.200E-03
Average Absolute Deviation from Median = 2.000E-04

PSMW 24-500
(PCE)

Student's *t*-Test: Results

The results of an unpaired t-test performed at 09:47 on 7-MAY-2015

t=-0.126
sdev= 0.228E-03
degrees of freedom = 10

The probability of this result, assuming the null hypothesis, is 0.902

Group A: Number of items= 6
1.000E-03 1.000E-03 1.000E-03 1.000E-03 1.000E-03 1.700E-03

Mean = 1.117E-03
95% confidence interval for Mean: 9.0891E-04 thru 1.3244E-03
Standard Deviation = 2.858E-04
Hi = 1.700E-03 Low = 1.000E-03
Median = 1.000E-03
Average Absolute Deviation from Median = 1.167E-04

Group B: Number of items= 6
1.000E-03 1.000E-03 1.000E-03 1.200E-03 1.300E-03 1.300E-03

Mean = 1.133E-03
95% confidence interval for Mean: 9.2557E-04 thru 1.3411E-03
Standard Deviation = 1.506E-04
Hi = 1.300E-03 Low = 1.000E-03
Median = 1.100E-03
Average Absolute Deviation from Median = 1.333E-04

PSMW 24-500
(1,1-DCE)

Student's *t*-Test: Results

The results of an unpaired t-test performed at 09:49 on 7-MAY-2015

t= -1.11
sdev= 0.546E-03
degrees of freedom = 10

The probability of this result, assuming the null hypothesis, is 0.293

Group A: Number of items= 6
1.000E-03 1.000E-03 1.000E-03 1.300E-03 1.300E-03 2.000E-03

Mean = 1.267E-03
95% confidence interval for Mean: 7.6997E-04 thru 1.7634E-03
Standard Deviation = 3.882E-04
Hi = 2.000E-03 Low = 1.000E-03
Median = 1.150E-03
Average Absolute Deviation from Median = 2.667E-04

Group B: Number of items= 6
1.000E-03 1.300E-03 1.300E-03 1.300E-03 2.000E-03 2.800E-03

Mean = 1.617E-03
95% confidence interval for Mean: 1.1200E-03 thru 2.1134E-03
Standard Deviation = 6.676E-04
Hi = 2.800E-03 Low = 1.000E-03
Median = 1.300E-03
Average Absolute Deviation from Median = 4.167E-04

PSMW24-500
(Chloroform)

Student's *t*-Test: Results

The results of an unpaired t-test performed at 09:54 on 7-MAY-2015

t=-0.403E-01
sdev= 0.716E-03
degrees of freedom = 10

The probability of this result, assuming the null hypothesis, is 0.969

Group A: Number of items= 6
1.400E-03 1.500E-03 2.000E-03 2.600E-03 2.700E-03 3.100E-03

Mean = 2.217E-03
95% confidence interval for Mean: 1.5657E-03 thru 2.8676E-03
Standard Deviation = 6.911E-04
Hi = 3.100E-03 Low = 1.400E-03
Median = 2.300E-03
Average Absolute Deviation from Median = 5.833E-04

Group B: Number of items= 6
1.000E-03 1.900E-03 2.200E-03 2.400E-03 2.800E-03 3.100E-03

Mean = 2.233E-03
95% confidence interval for Mean: 1.5824E-03 thru 2.8843E-03
Standard Deviation = 7.394E-04
Hi = 3.100E-03 Low = 1.000E-03
Median = 2.300E-03
Average Absolute Deviation from Median = 5.333E-04

PSMW 27-500
(Chloroform)

Student's *t*-Test: Results

The results of an unpaired t-test performed at 10:36 on 7-MAY-2015

t= 1.19
sdev= 0.170E-03
degrees of freedom = 10

The probability of this result, assuming the null hypothesis, is 0.262

Group A: Number of items= 6
1.000E-03 1.000E-03 1.000E-03 1.000E-03 1.100E-03 1.600E-03

Mean = 1.117E-03
95% confidence interval for Mean: 9.6221E-04 thru 1.2711E-03
Standard Deviation = 2.401E-04
Hi = 1.600E-03 Low = 1.000E-03
Median = 1.000E-03
Average Absolute Deviation from Median = 1.167E-04

Group B: Number of items= 6
1.000E-03 1.000E-03 1.000E-03 1.000E-03 1.000E-03 1.000E-03

Mean = 1.000E-03
95% confidence interval for Mean: 8.4554E-04 thru 1.1545E-03
Standard Deviation = 0.00
Hi = 1.000E-03 Low = 1.000E-03
Median = 1.000E-03
Average Absolute Deviation from Median = 0.00

PSMW-EW3
(PCE)

Student's *t*-Test: Results

The results of an unpaired t-test performed at 10:01 on 7-MAY-2015

t= -1.94
sdev= 0.268E-03
degrees of freedom = 10

The probability of this result, assuming the null hypothesis, is 0.081

Group A: Number of items= 6
1.100E-03 1.100E-03 1.300E-03 1.300E-03 1.400E-03 1.700E-03

Mean = 1.317E-03
95% confidence interval for Mean: 1.0732E-03 thru 1.5602E-03
Standard Deviation = 2.229E-04
Hi = 1.700E-03 Low = 1.100E-03
Median = 1.300E-03
Average Absolute Deviation from Median = 1.500E-04

Group B: Number of items= 6
1.200E-03 1.500E-03 1.500E-03 1.600E-03 1.800E-03 2.100E-03

Mean = 1.617E-03
95% confidence interval for Mean: 1.3732E-03 thru 1.8602E-03
Standard Deviation = 3.061E-04
Hi = 2.100E-03 Low = 1.200E-03
Median = 1.550E-03
Average Absolute Deviation from Median = 2.167E-04

BMW-EW3

(1,1-DCE)

Student's *t*-Test: Results

The results of an unpaired t-test performed at 10:10 on 7-MAY-2015

t= -3.67
sdev= 0.141E-03
degrees of freedom = 10

The probability of this result, assuming the null hypothesis, is 0.004

Group A: Number of items= 6
1.000E-03 1.000E-03 1.000E-03 1.000E-03 1.000E-03 1.000E-03

Mean = 1.000E-03
95% confidence interval for Mean: 8.7136E-04 thru 1.1286E-03
Standard Deviation = 0.00
Hi = 1.000E-03 Low = 1.000E-03
Median = 1.000E-03
Average Absolute Deviation from Median = 0.00

Group B: Number of items= 6
1.000E-03 1.200E-03 1.200E-03 1.400E-03 1.500E-03 1.500E-03

Mean = 1.300E-03
95% confidence interval for Mean: 1.1714E-03 thru 1.4286E-03
Standard Deviation = 2.000E-04
Hi = 1.500E-03 Low = 1.000E-03
Median = 1.300E-03
Average Absolute Deviation from Median = 1.667E-04

PSMW - Ew4
(PLE)

Student's *t*-Test: Results

The results of an unpaired t-test performed at 10:22 on 7-MAY-2015

t= -1.45
sdev= 0.156E-02
degrees of freedom = 10

The probability of this result, assuming the null hypothesis, is 0.178

Group A: Number of items= 6
1.000E-03 1.700E-03 1.900E-03 2.200E-03 2.200E-03 2.300E-03

Mean = 1.883E-03
95% confidence interval for Mean: 4.6838E-04 thru 3.2983E-03
Standard Deviation = 4.875E-04
Hi = 2.300E-03 Low = 1.000E-03
Median = 2.050E-03
Average Absolute Deviation from Median = 3.500E-04

Group B: Number of items= 6
1.900E-03 1.900E-03 2.400E-03 2.700E-03 2.700E-03 7.500E-03

Mean = 3.183E-03
95% confidence interval for Mean: 1.7684E-03 thru 4.5983E-03
Standard Deviation = 2.145E-03
Hi = 7.500E-03 Low = 1.900E-03
Median = 2.550E-03
Average Absolute Deviation from Median = 1.117E-03

PSMW-EW4
(L1-06E)

Student's *t*-Test: Results

The results of an unpaired t-test performed at 10:24 on 7-MAY-2015

t= -2.02
sdev= 0.715E-03
degrees of freedom = 10

The probability of this result, assuming the null hypothesis, is 0.071

Group A: Number of items= 6
1.000E-03 1.000E-03 1.100E-03 1.300E-03 1.300E-03 1.700E-03

Mean = 1.233E-03
95% confidence interval for Mean: 5.8330E-04 thru 1.8834E-03
Standard Deviation = 2.658E-04
Hi = 1.700E-03 Low = 1.000E-03
Median = 1.200E-03
Average Absolute Deviation from Median = 2.000E-04

Group B: Number of items= 6
1.400E-03 1.500E-03 1.600E-03 1.900E-03 2.000E-03 4.000E-03

Mean = 2.067E-03
95% confidence interval for Mean: 1.4166E-03 thru 2.7167E-03
Standard Deviation = 9.750E-04
Hi = 4.000E-03 Low = 1.400E-03
Median = 1.750E-03
Average Absolute Deviation from Median = 5.667E-04

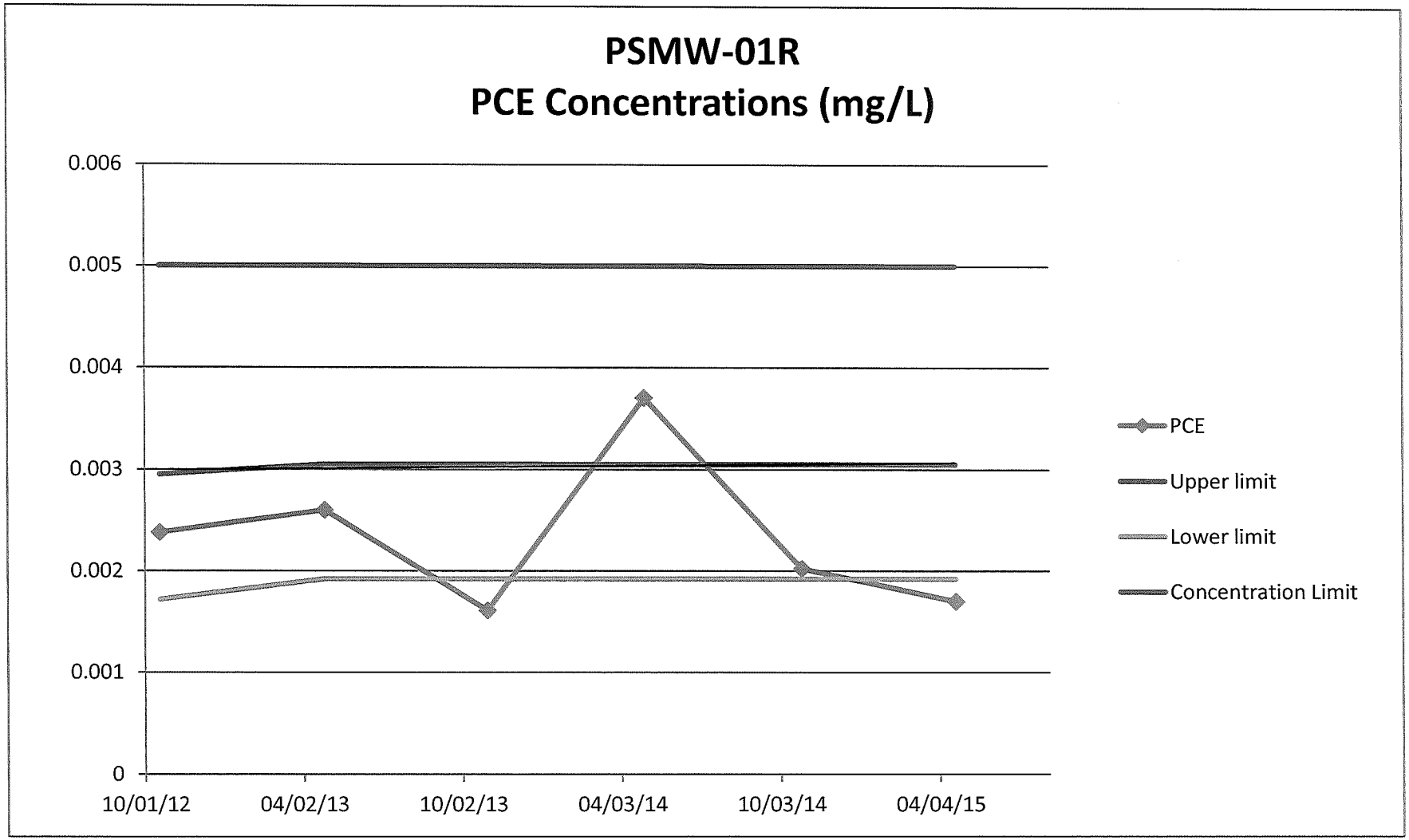
PSMW-01R
PCE Concentrations (mg/L)
0.006
0.005
0.004
0.003
0.002
0.001
0
10/01/12
04/02/13
10/02/13
04/03/14
10/03/14
04/04/15
PCE
Upper limit
Lower limit
Concentration Limit

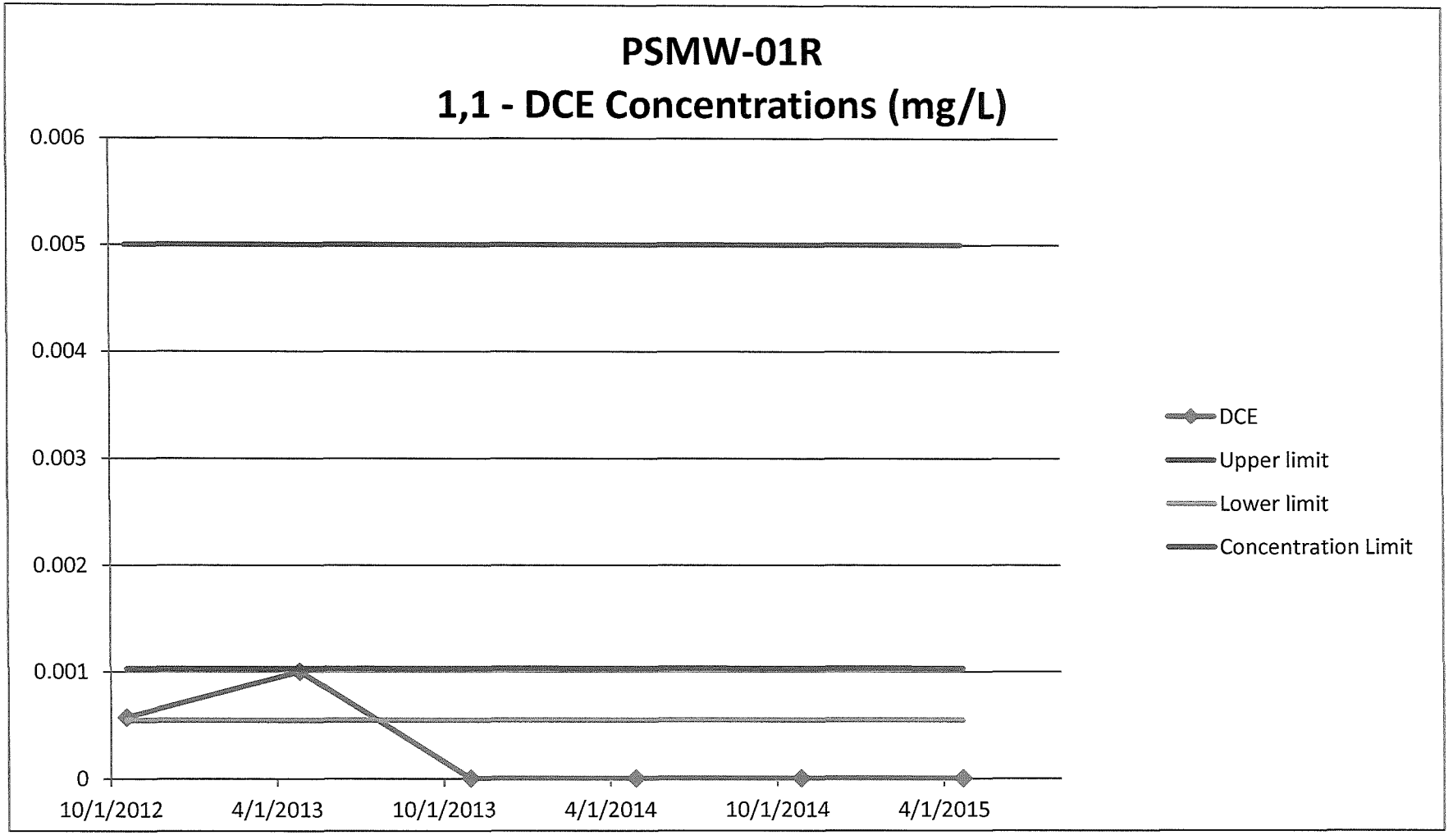
PSMW-01R
1,1 - DCE Concentrations (mg/L)
0.006
0.005
0.004
0.003
0.002
0.001
0
10/1/2012
4/1/2013
10/1/2013
4/1/2014
10/1/2014
4/1/2015
DCE
Upper limit
Lower limit
Concentration Limit

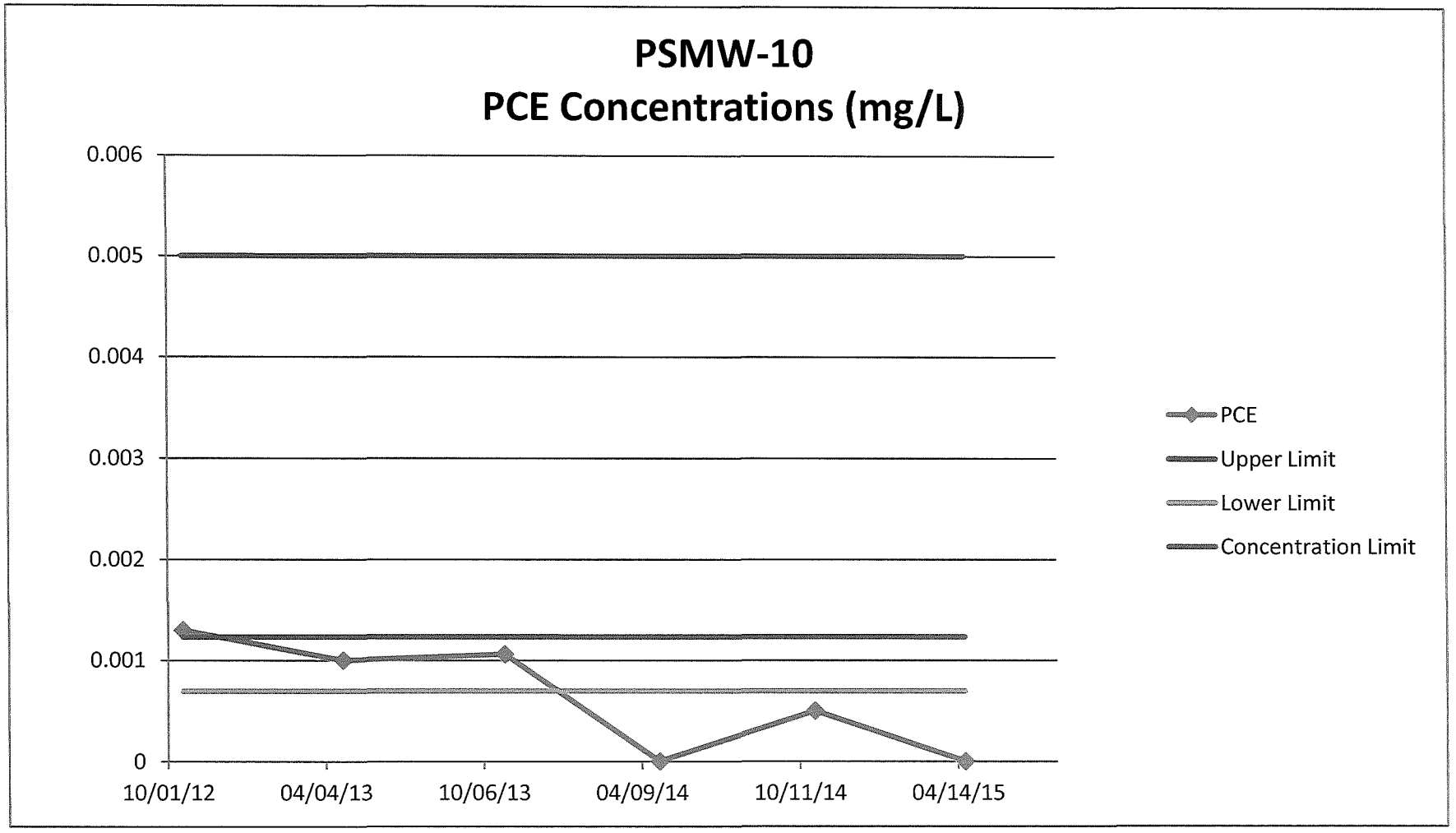
PSMW-10
PCE Concentrations (mg/L)
0.006
0.005
0.004
0.003
0.002
0.001
0
10/01/12
04/04/13
10/06/13
04/09/14
10/11/14
04/14/15
PCE
Upper Limit
Lower Limit
Concentration Limit

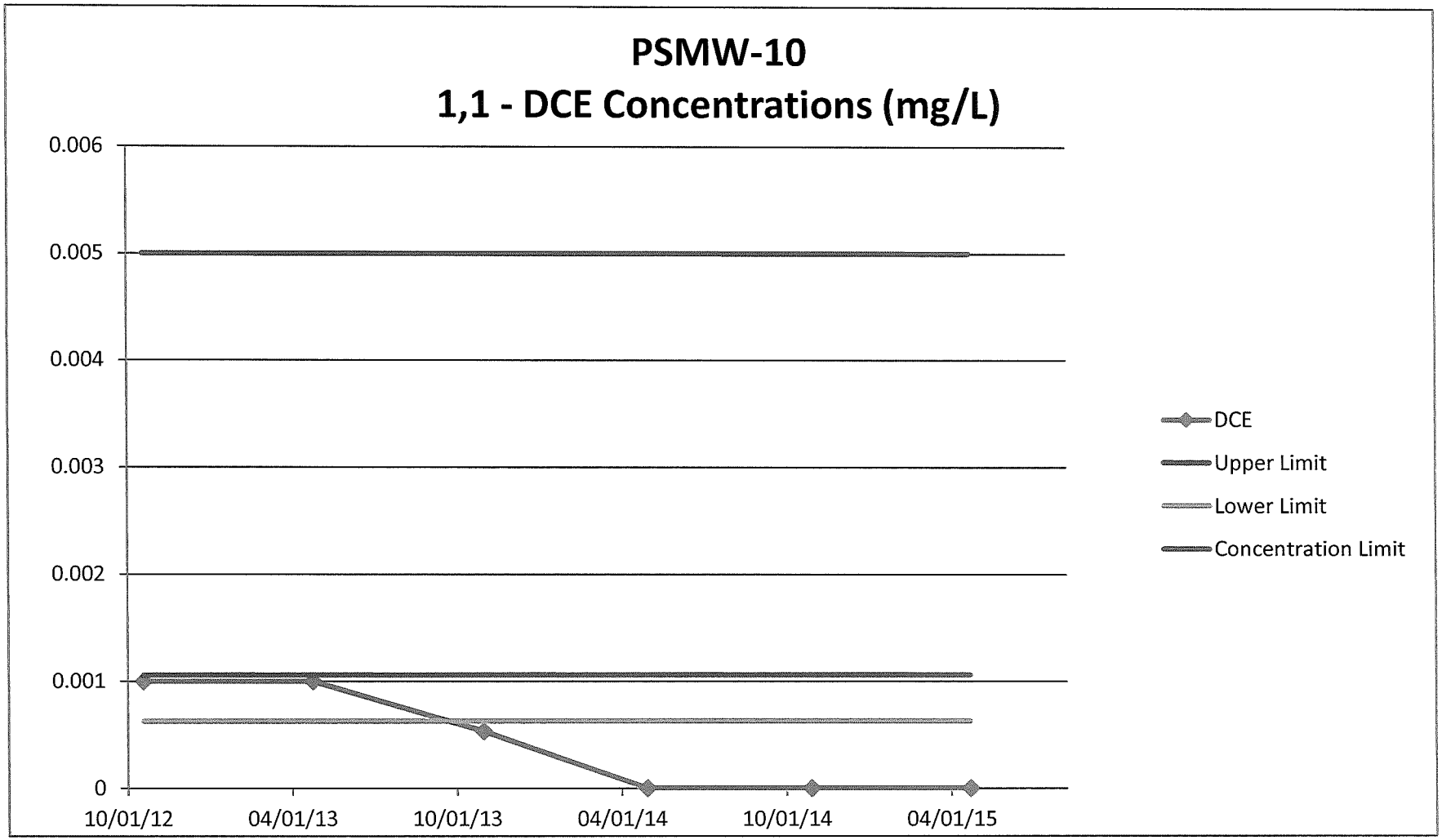
PSMW-10
1,1 - DCE Concentrations (mg/L)
0.006
0.005
0.004
0.003
0.002
0.001
0
10/01/12
04/01/13
10/01/13
04/01/14
10/01/14
04/01/15
DCE
Upper Limit
Lower Limit
Concentration Limit

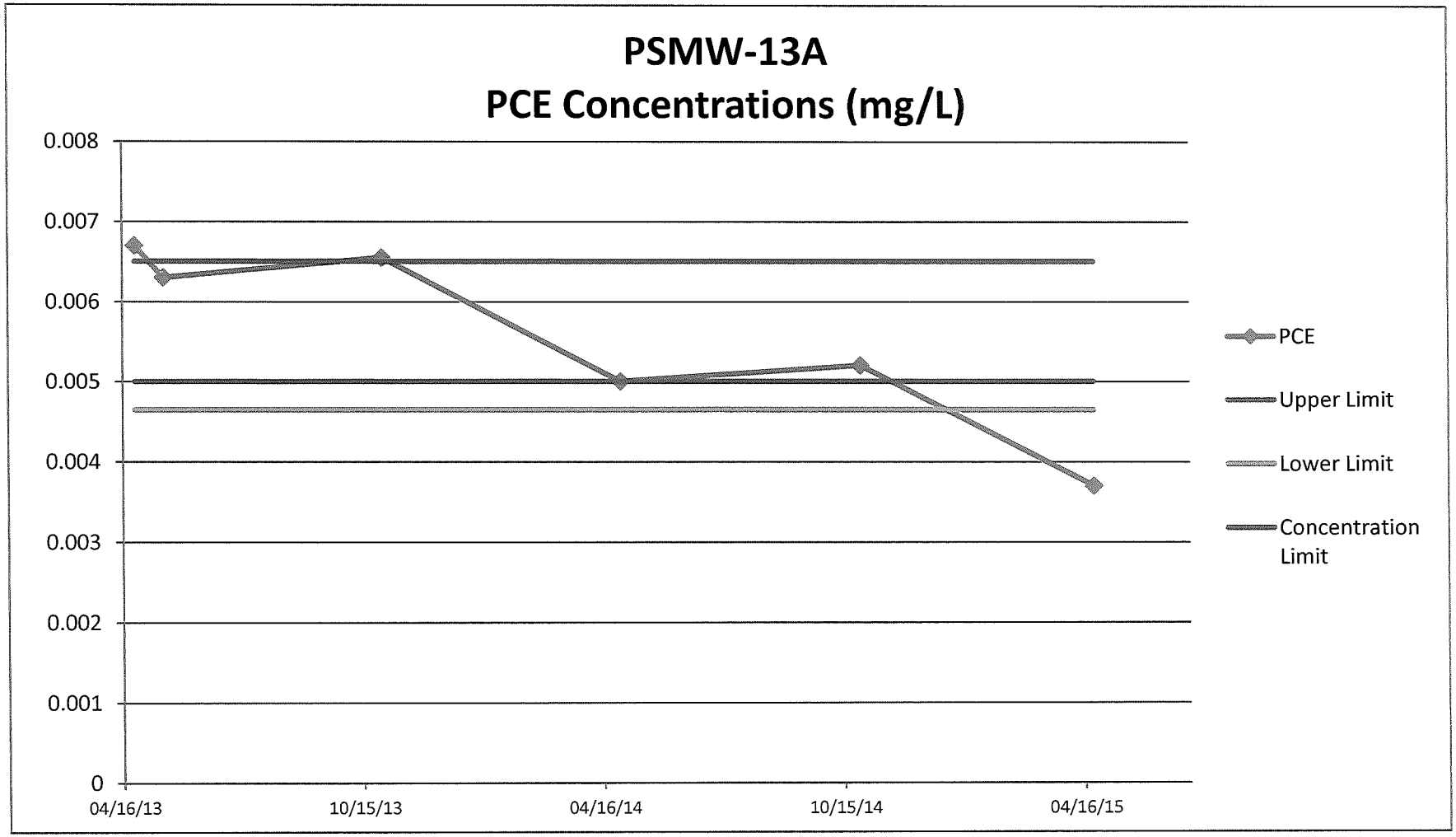
PSMW-13A
PCE Concentrations (mg/L)
0.008
0.007
0.006
0.005
0.004
0.003
0.002
0.001
0
04/16/13
10/15/13
04/16/14
10/15/14
04/16/15
PCE
Upper Limit
Lower Limit
Concentration Limit

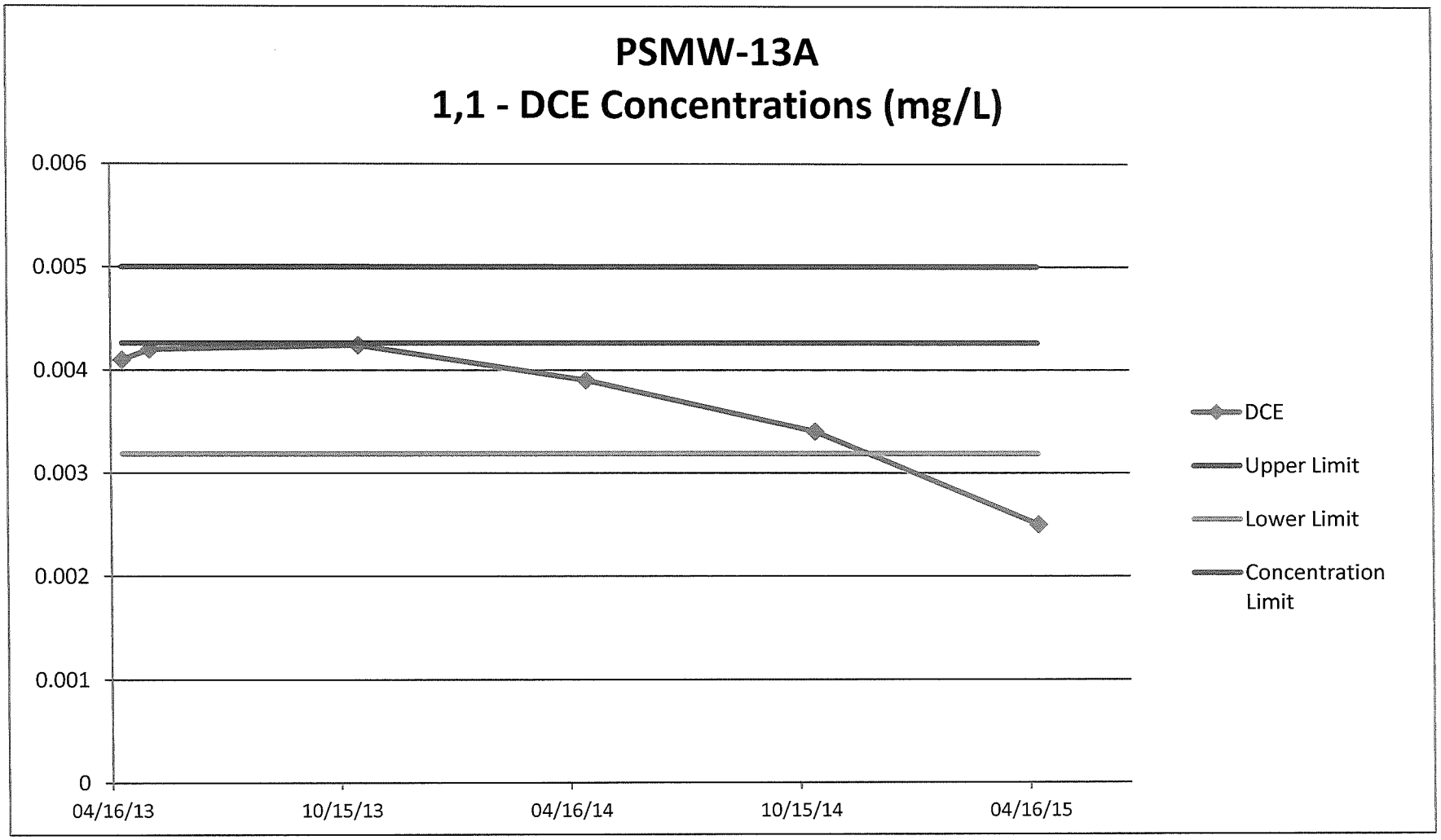
PSMW-13A
1,1 - DCE Concentrations (mg/L)
0.006
0.005
0.004
0.003
0.002
0.001
0
04/16/13
10/15/13
04/16/14
10/15/14
04/16/15
DCE
Upper Limit
Lower Limit
Concentration Limit

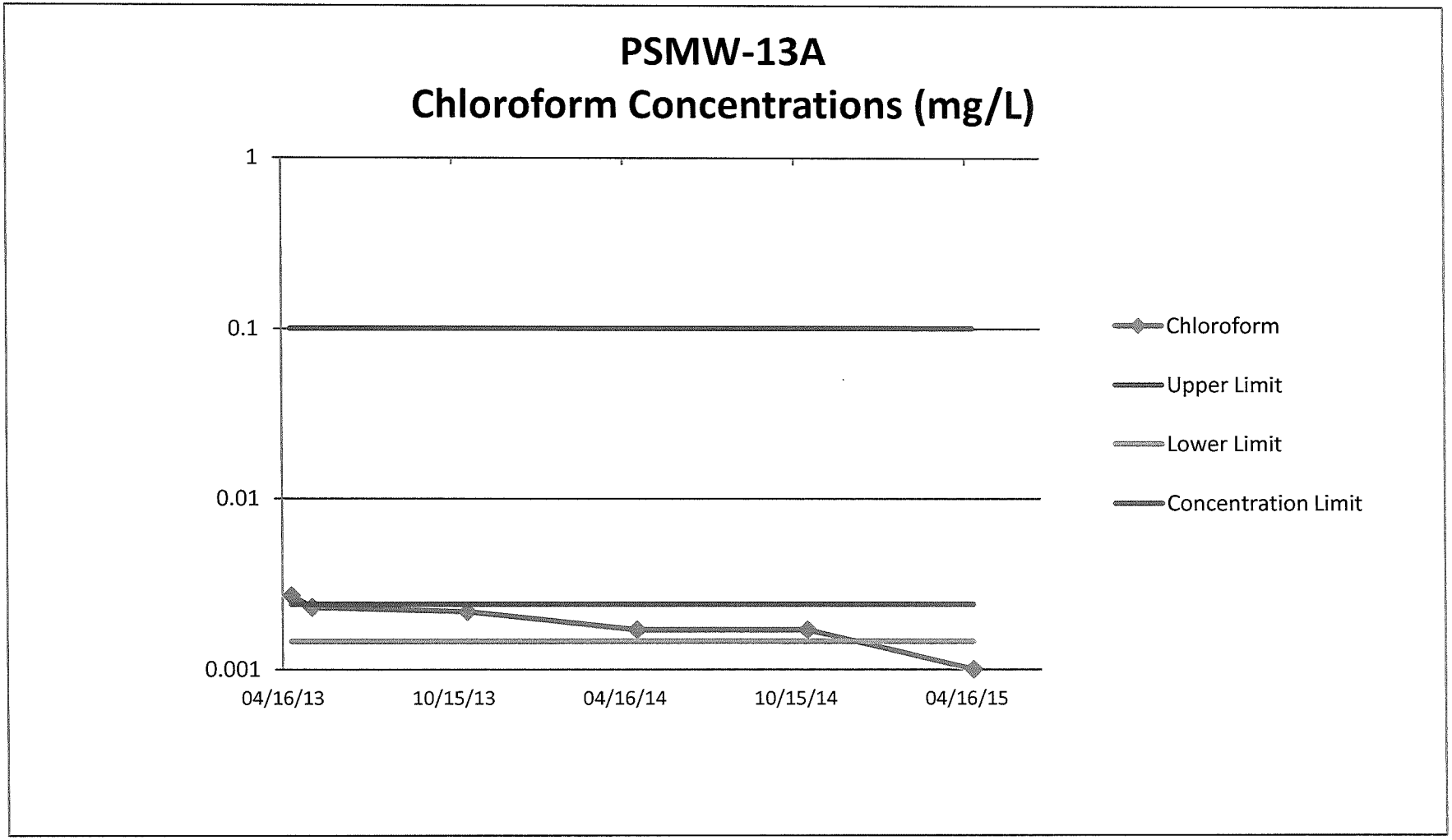
PSMW-13A
Chloroform Concentrations (mg/L)
1
0.1
0.01
0.001
04/16/13
10/15/13
04/16/14
10/15/14
04/16/15
Chloroform
Upper Limit
Lower Limit
Concentration Limit

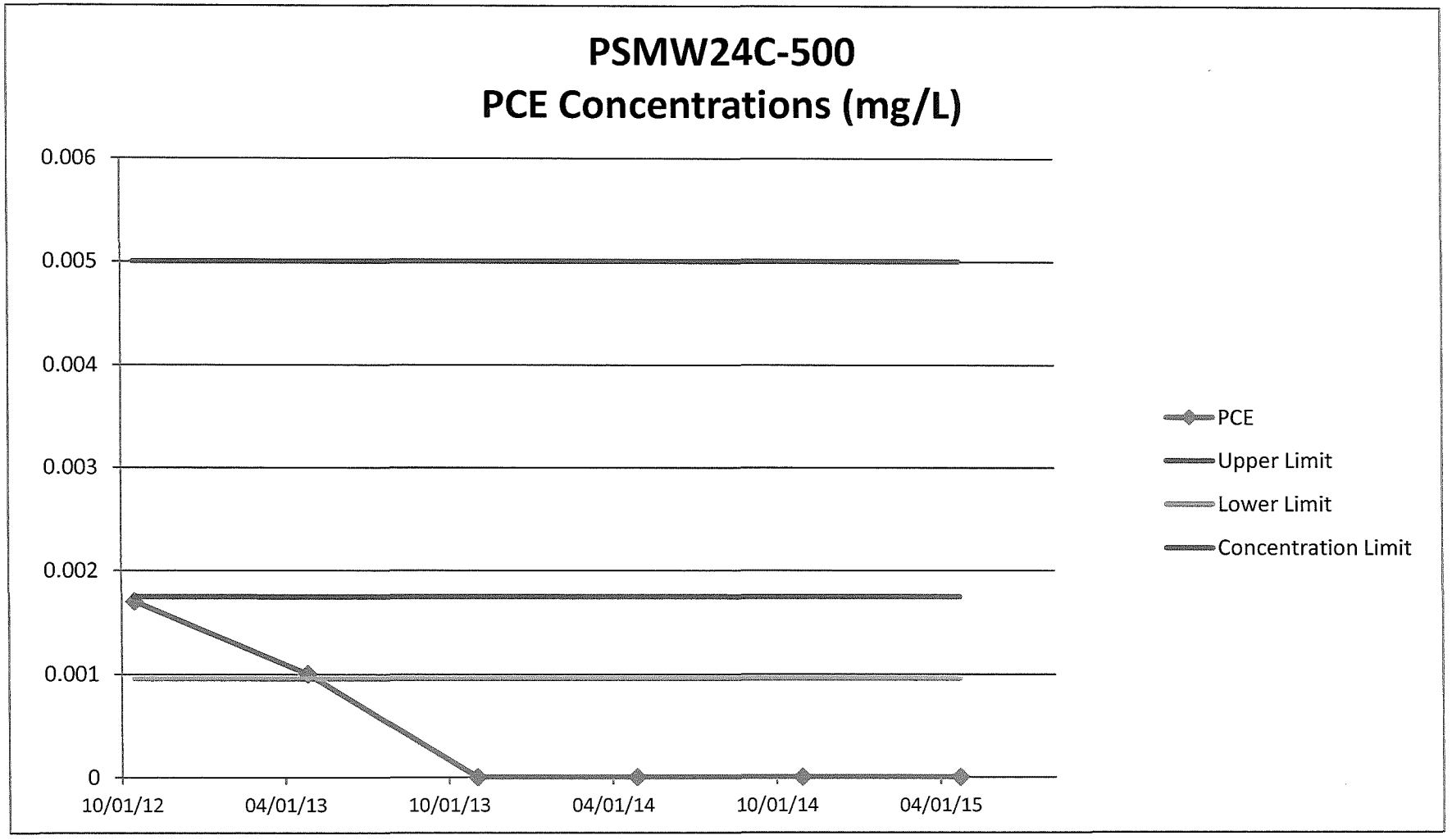
PSMW24C-500
PCE Concentrations (mg/L)
0.006
0.005
0.004
0.003
0.002
0.001
0
10/01/12
04/01/13
10/01/13
04/01/14
10/01/14
04/01/15
PCE
Upper Limit
Lower Limit
Concentration Limit

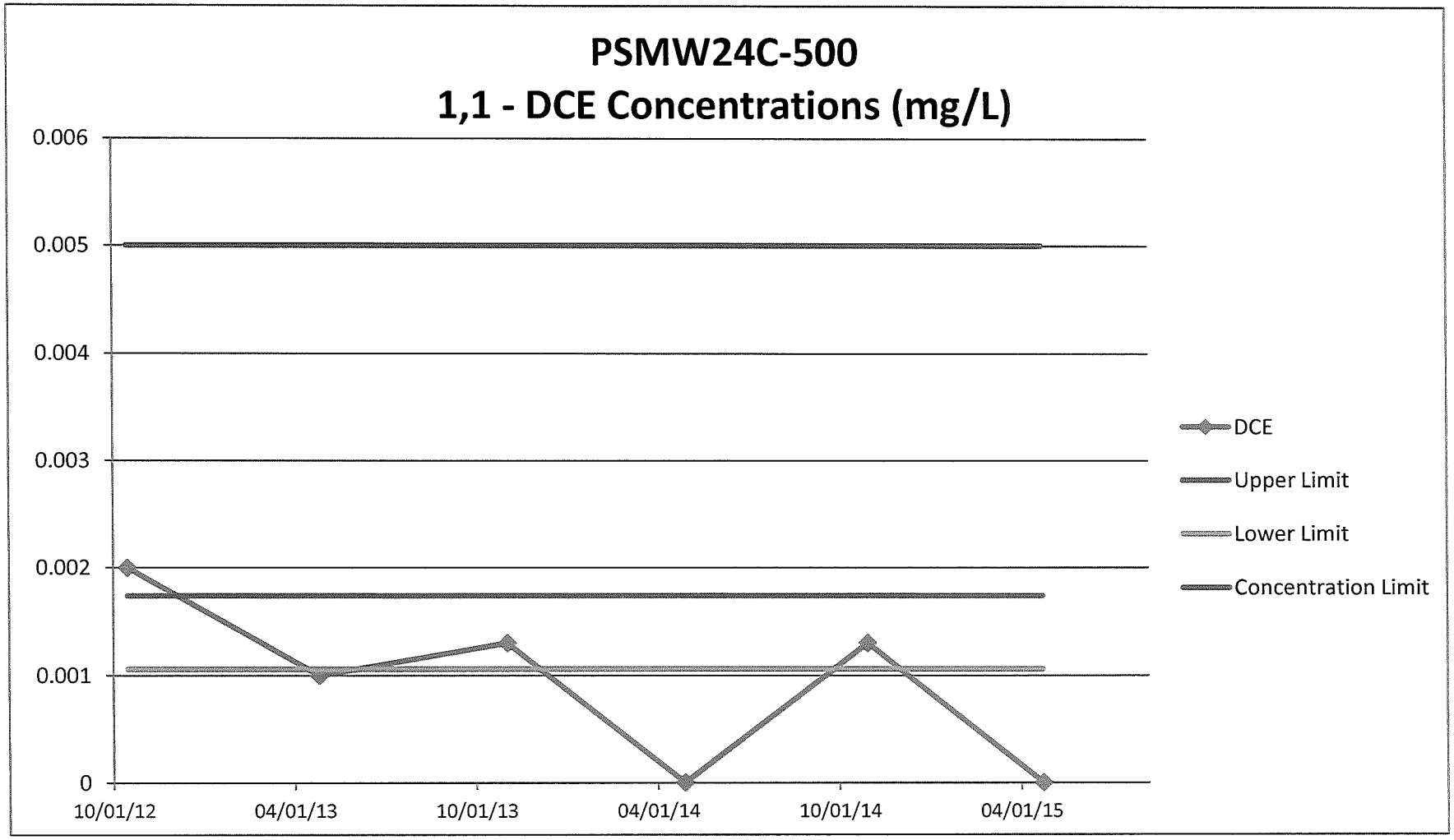
PSMW24C-500
1,1 - DCE Concentrations (mg/L)
0.006
0.005
0.004
0.003
0.002
0.001
0
10/01/12
04/01/13
10/01/13
04/01/14
10/01/14
04/01/15
DCE
Upper Limit
Lower Limit
Concentration Limit

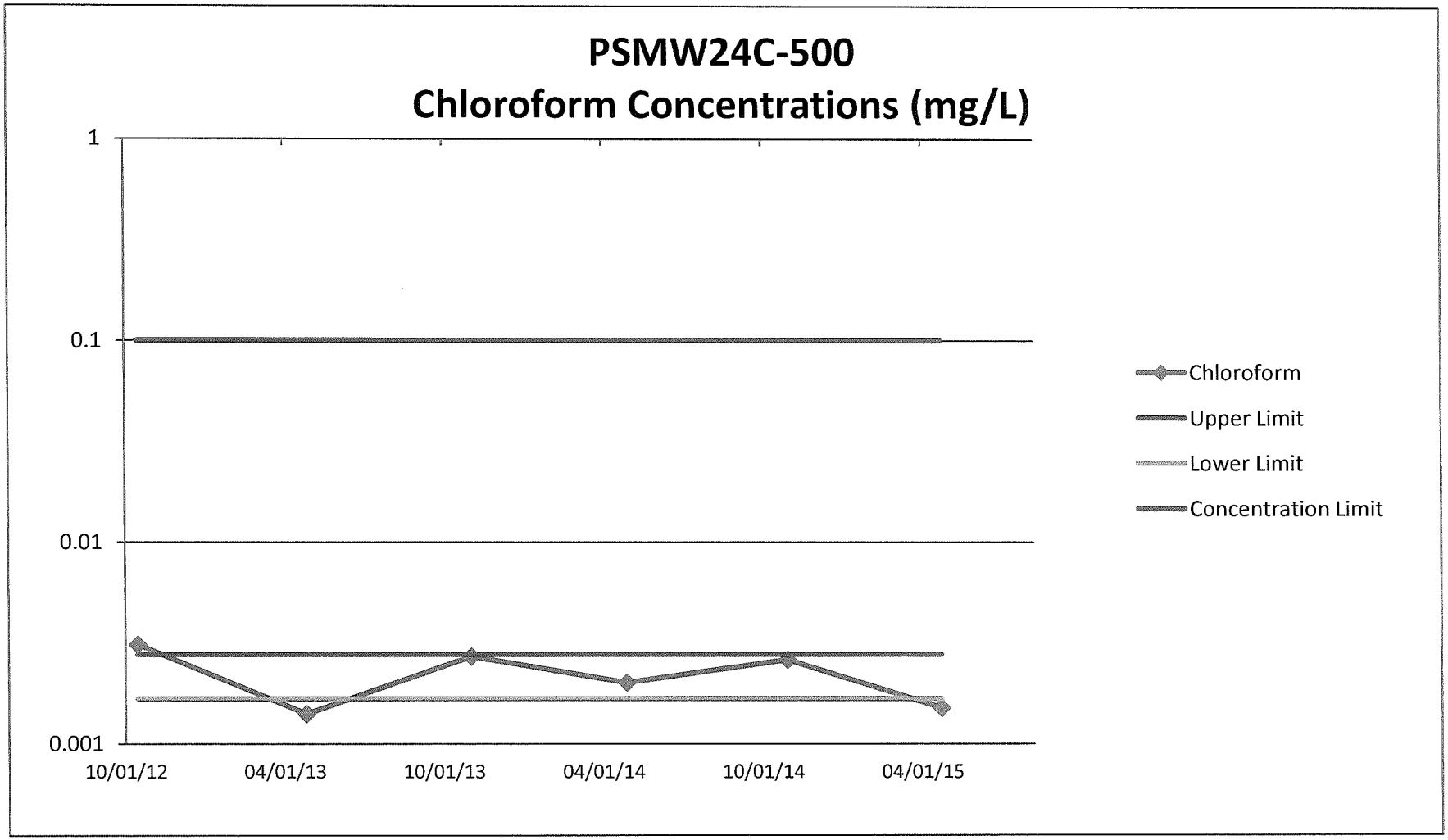
PSMW24C-500
Chloroform Concentrations (mg/L)
1
0.1
0.01
0.001
10/01/12
04/01/13
10/01/13
04/01/14
10/01/14
04/01/15
Chloroform
Upper Limit
Lower Limit
Concentration Limit

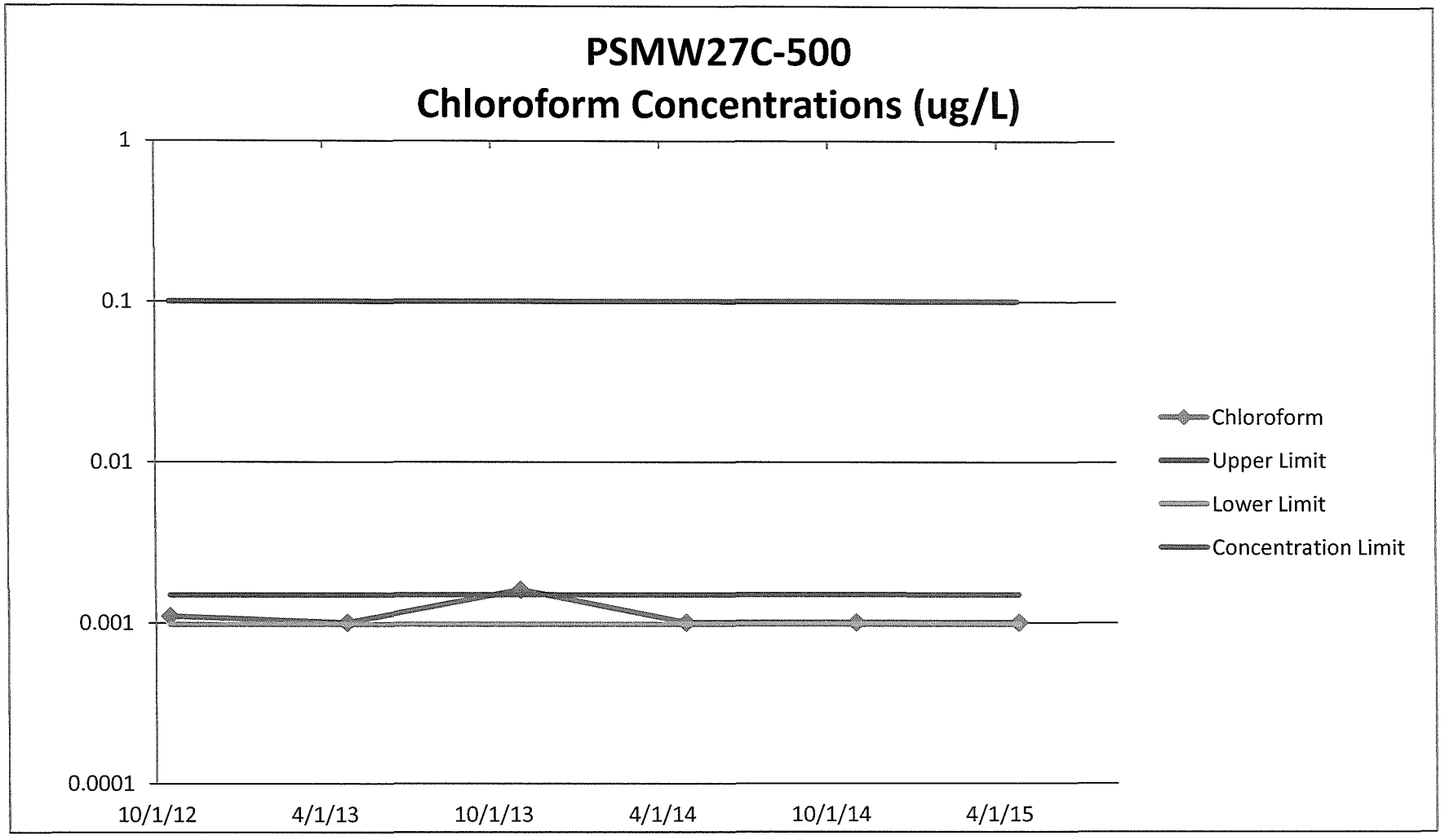
PSMW27C-500
Chloroform Concentrations (ug/L)
1
0.1
0.01
0.001
0.0001
10/1/12
4/1/13
10/1/13
4/1/14
10/1/14
4/1/15
Chloroform
Upper Limit
Lower Limit
Concentration Limit

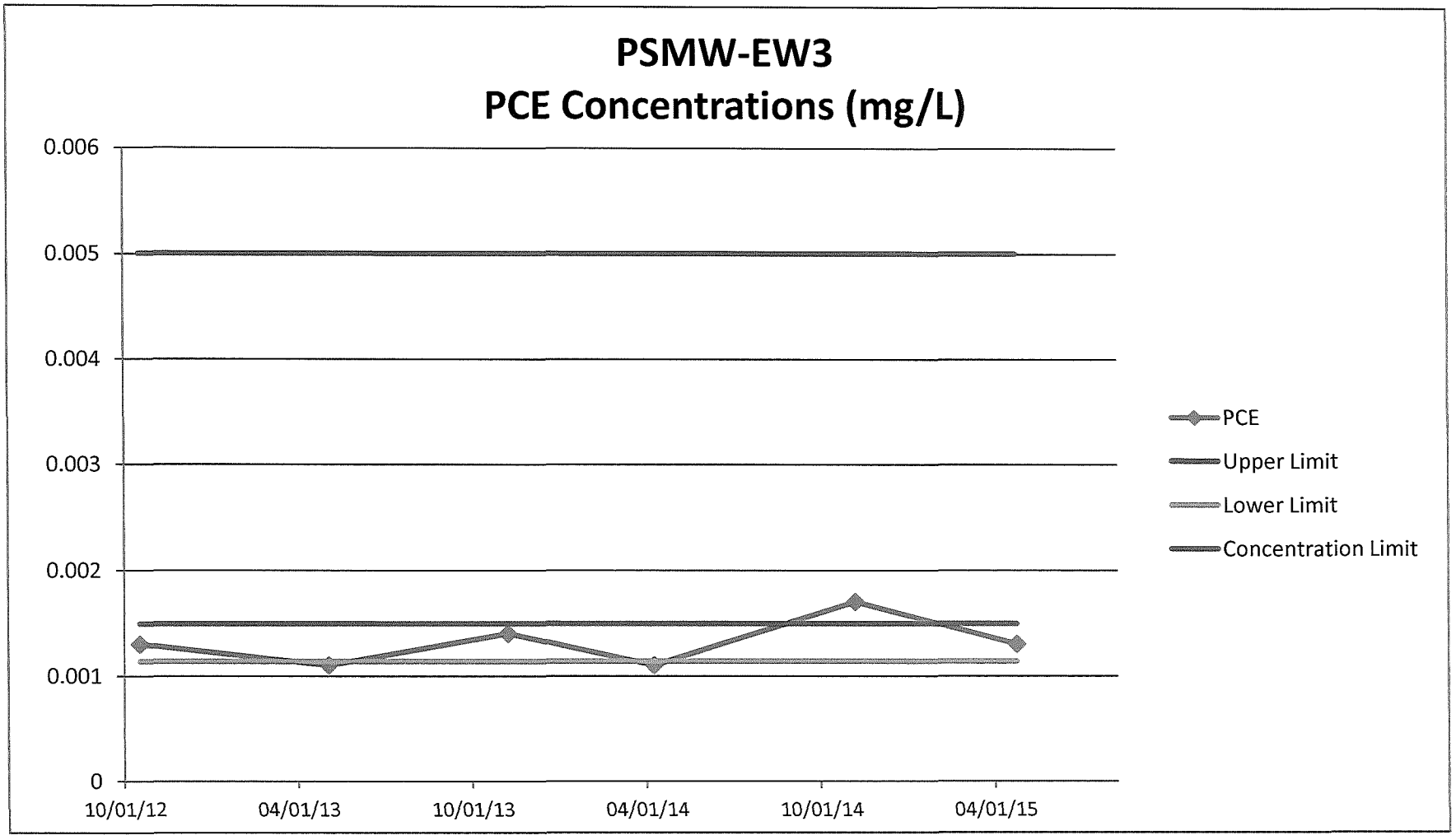
PSMW-EW3
PCE Concentrations (mg/L)
0.006
0.005
0.004
0.003
0.002
0.001
0
10/01/12
04/01/13
10/01/13
04/01/14
10/01/14
04/01/15
PCE
Upper Limit
Lower Limit
Concentration Limit

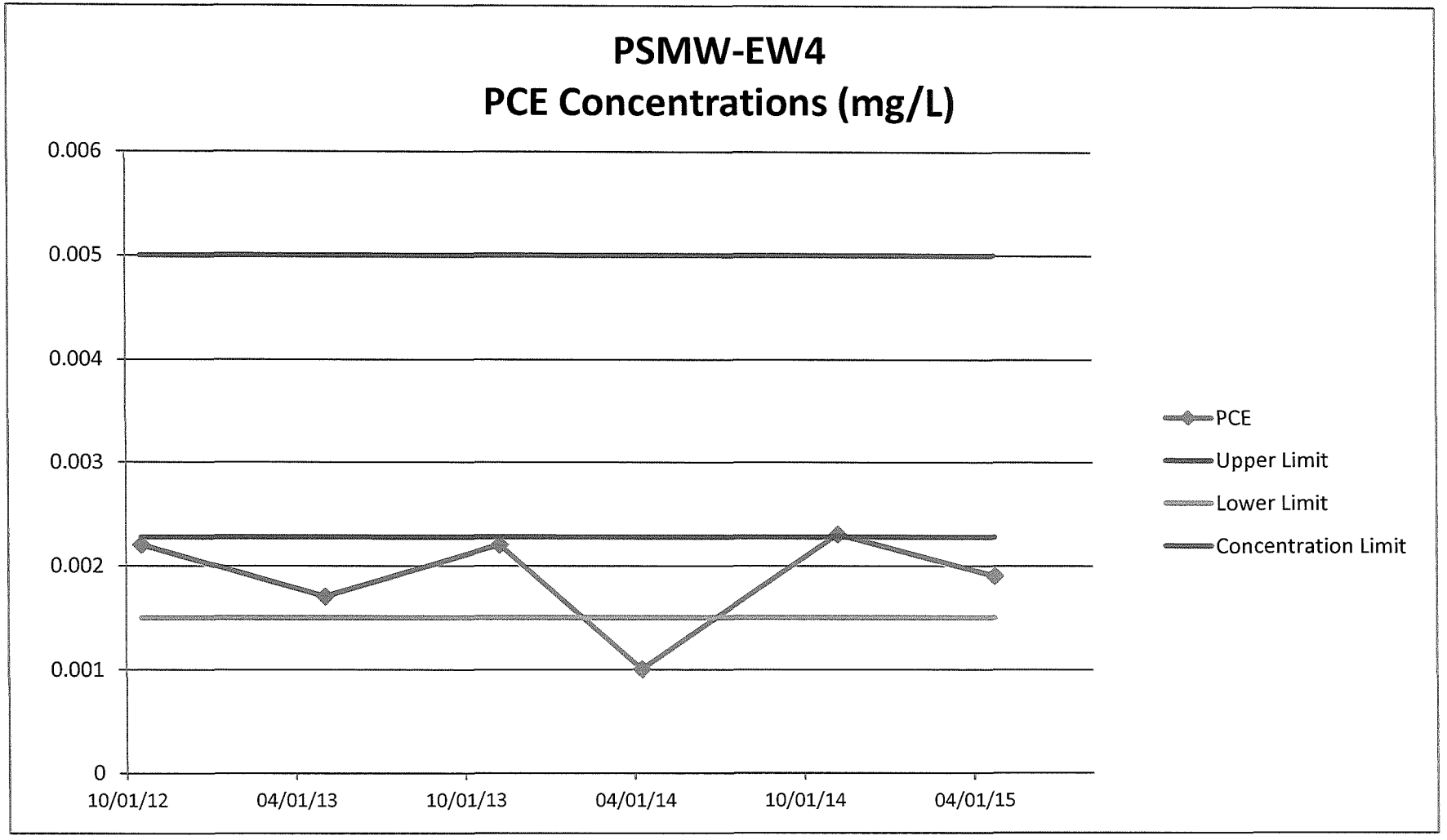
PSMW-EW4
PCE Concentrations (mg/L)
0.006
0.005
0.004
0.003
0.002
0.001
0
10/01/12
04/01/13
10/01/13
04/01/14
10/01/14
04/01/15
PCE
Upper Limit
Lower Limit
Concentration Limit

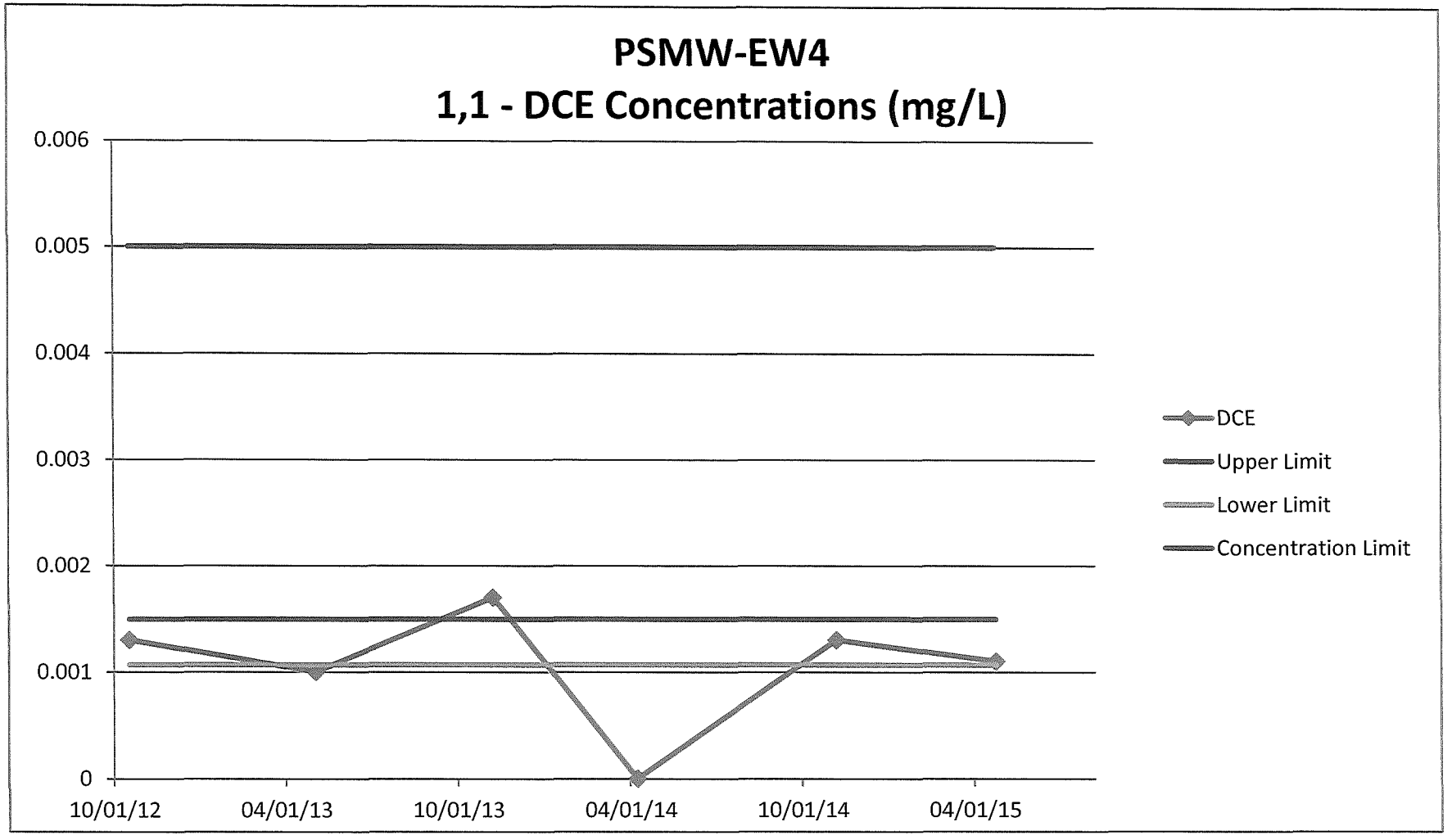
PSMW-EW4
1,1 - DCE Concentrations (mg/L)
0.006
0.005
0.004
0.003
0.002
0.001
0
10/01/12
04/01/13
10/01/13
04/01/14
10/01/14
04/01/15
DCE
Upper Limit
Lower Limit
Concentration Limit

APPENDIX 5

Well Sampling Data Forms

Well Sampling Data Form

Well ID: PSMW-01R
Sample Date: 4/22/2015
Sample Collection: 1220
Sampler: Mark Sikelianos, Delphi
Analytical Laboratory Name: Hall
Analytical Method: 8260
Casing Head Elevation (ft): 5029.66
Depth to Water (ft): 128.00
Water Level Elevation (ft): 4901.66
Field Measurements and Data **pH (standard unit):** 7.63 **Conductivity ((µmho/cm):** 1778 **Temperature (°F):** 66.7 **Purge Volume (gal):** 6
Comments: Duplicate sample collected for 8260 analysis – PSMW-A. GTS on.

Well Sampling Data Form

Well ID: PSMW-07R
Sample Date: 4/22/2015
Sample Collection: 1055
Sampler: Mark Sikelianos, Delphi
Analytical Laboratory Name: Hall
Analytical Method: 8260
Casing Head Elevation (ft): 5008.37
Depth to Water (ft): 105.83
Water Level Elevation (ft): 4902.54
Field Measurements and Data **pH (standard unit):** 7.38 **Conductivity (µmho/cm):** 859 **Temperature (°F):** 65.8 **Purge Volume (gal):** 13
Comments: GTS on.

Well Sampling Data Form

Well ID: PSMW-08B
Sample Date: 4/22/2015
Sample Collection: 1420
Sampler: Mark Sikelianos, Delphi
Analytical Laboratory Name: Hall
Analytical Method: 8260
Casing Head Elevation (ft): 5045.64
Depth to Water (ft): 146.13
Water Level Elevation (ft): 4899.51
Field Measurements and Data **pH (standard unit):** 7.47 **Conductivity (µmho/cm):** 878 **Temperature (°F):** 66.7 **Purge Volume (gal):** 11
Comments: GTS on.

Well Sampling Data Form

Well ID: PSMW-10
Sample Date: 4/22/2015
Sample Collection: 1526
Sampler: Mark Sikelianos, Delphi
Analytical Laboratory Name: Hall
Analytical Method: 8260
Casing Head Elevation (ft): 5058.15
Depth to Water (ft): 160.40
Water Level Elevation (ft): 4897.75
Field Measurements and Data **pH (standard unit):** 7.50 **Conductivity (μmho/cm):** 970 **Temperature (°F):** 67.3 **Purge Volume (gal):** 6
Comments: Duplicate sample collected for 8260 analysis – PSMW-J. GTS on.

Well Sampling Data Form

Well ID: PSMW-13A
Sample Date: 4/23/2015
Sample Collection: 1618
Sampler: Mark Sikelianos, Delphi
Analytical Laboratory Name: Hall
Analytical Method: 8260
Casing Head Elevation (ft): 5052.14
Depth to Water (ft): 152.90
Water Level Elevation (ft): 4899.24
Field Measurements and Data **pH (standard unit):** 7.51 **Conductivity (µmho/cm):** 1434 **Temperature (°F):** 65.4 **Purge Volume (gal):** 6
Comments: GTS on.

Well Sampling Data Form

Well ID: PSMW-EW1
Sample Date: 4/24/2015
Sample Collection: 1305
Sampler: Mark Sikelianos, Delphi
Analytical Laboratory Name: Hall
Analytical Method: 8260
Casing Head Elevation (ft): 5038.03
Depth to Water (ft): N/A
Water Level Elevation (ft): N/A
Field Measurements and Data **pH (standard unit):** 7.40 **Conductivity (µmho/cm):** 969 **Temperature (°F):** 68.0 **Purge Volume (gal):** Initial
Comments: Extraction well. Samples collected at GTS building sample port.

Well Sampling Data Form

Well ID: PSMW-EW2
Sample Date: 4/24/2015
Sample Collection: 1310
Sampler: Mark Sikelianos, Delphi
Analytical Laboratory Name: Hall
Analytical Method: 8260
Casing Head Elevation (ft): 5058.04
Depth to Water (ft): N/A
Water Level Elevation (ft): N/A
Field Measurements and Data **pH (standard unit):** 7.45 **Conductivity (μmho/cm):** 932 **Temperature (°F):** 69.1 **Purge Volume (gal):** Initial
Comments: Extraction well. Samples collected at GTS building sample port.

Well Sampling Data Form

Well ID: PSMW-EW3
Sample Date: 4/24/2015
Sample Collection: 1315
Sampler: Mark Sikelianos, Delphi
Analytical Laboratory Name: Hall
Analytical Method: 8260
Casing Head Elevation (ft): 5111.18
Depth to Water (ft): N/A
Water Level Elevation (ft): N/A
Field Measurements and Data **pH (standard unit):** 7.50 **Conductivity (μmho/cm):** 927 **Temperature (°F):** 68.4 **Purge Volume (gal):** Initial
Comments: Extraction well. Samples collected at GTS building sample port.

Well Sampling Data Form

Well ID: PSMW-EW4
Sample Date: 4/24/2015
Sample Collection: 1320
Sampler: Mark Sikelianos
Analytical Laboratory Name: Hall
Analytical Method: 8260
Casing Head Elevation (ft): 5090.35
Depth to Water (ft): N/A
Water Level Elevation (ft): N/A
Field Measurements and Data **pH (standard unit):** 7.52 **Conductivity (μmho/cm):** 950 **Temperature (°F):** 68.9 **Purge Volume (gal):** Initial
Comments: Extraction well. Samples collected at GTS building sample port.

Well Sampling Data Form

Well ID: PSMW-VEW
Sample Date: 4/24/2015
Sample Collection: 1300
Sampler: Mark Sikelianos, Delphi
Analytical Laboratory Name: Hall
Analytical Method: 8260
Casing Head Elevation (ft): 5029.55
Depth to Water (ft): N/A
Water Level Elevation (ft): N/A
Field Measurements and Data **pH (standard unit):** 7.30 **Conductivity (μmho/cm):** 1190 **Temperature (°F):** 70.0 **Purge Volume (gal):** Initial
Comments: Extraction well. Samples collected at GTS building sample port.

Well Sampling Data Form

Well ID: PSMW24-500
Sample Date: 4/23/2015
Sample Collection: 1152
Sampler: Mark Sikelianos, Delphi
Analytical Laboratory Name: Hall
Analytical Method: 8260
Casing Head Elevation (ft): 5138.57
Depth to Water (ft): 246.50
Water Level Elevation (ft): 4892.07
Field Measurements and Data **pH (standard unit):** 8.01 **Conductivity (μmho/cm):** 403 **Temperature (°F):** 69.1 **Purge Volume (gal):** 14
Comments: GTS on.

Well Sampling Data Form

Well ID: PSMW27-500
Sample Date: 4/23/2015
Sample Collection: 1513
Sampler: Mark Sikelianos, Delphi
Analytical Laboratory Name: Hall
Analytical Method: 8260
Casing Head Elevation (ft): 5153.58
Depth to Water (ft): 262.55
Water Level Elevation (ft): 4891.03
Field Measurements and Data **pH (standard unit):** 8.13 **Conductivity (μmho/cm):** 338 **Temperature (°F):** 68.2 **Purge Volume (gal):** 14
Comments: Duplicate sample collected for 8260 analysis – PSMW-Z500. GTS on.

Well Sampling Data Form

Well ID: PSMW27-600
Sample Date: 4/23/2015
Sample Collection: 1351
Sampler: Mark Sikelianos, Delphi
Analytical Laboratory Name: Hall
Analytical Method: 8260
Casing Head Elevation (ft): 5153.58
Depth to Water (ft): 262.60
Water Level Elevation (ft): 4890.98
Field Measurements and Data **pH (standard unit):** 8.11 **Conductivity (µmho/cm):** 317 **Temperature (°F):** 67.3 **Purge Volume (gal):** 15
Comments: GTS on.

APPENDIX 6

Laboratory Analytical Reports

HALL
ENVIRONMENTAL
ANALYSIS
LABORATORY

Hall Environmental Analysis Laboratory
4901 Hawkins NE
Albuquerque, NM 87109
TEL: 505-345-3975 FAX: 505-345-4107
Website: www.hallenvironmental.com

April 29, 2015

John Hale
Public Service Company
2401 Aztec, NE #Z110
Albuquerque, NM 87107
TEL: (505) 241-2014
FAX (505) 241-4306

RE: Person Generating Station OrderNo.: 1504A75

Dear John Hale:

Hall Environmental Analysis Laboratory received 8 sample(s) on 4/22/2015 for the analyses presented in the following report.

These were analyzed according to EPA procedures or equivalent. To access our accredited tests please go to www.hallenvironmental.com or the state specific web sites. In order to properly interpret your results it is imperative that you review this report in its entirety. See the sample checklist and/or the Chain of Custody for information regarding the sample receipt temperature and preservation. Data qualifiers or a narrative will be provided if the sample analysis or analytical quality control parameters require a flag. When necessary, data qualifers are provided on both the sample analysis report and the QC summary report, both sections should be reviewed. All samples are reported, as received, unless otherwise indicated. Lab measurement of analytes considered field parameters that require analysis within 15 minutes of sampling such as pH and residual chlorine are qualified as being analyzed outside of the recommended holding time.

Please don't hesitate to contact HEAL for any additional information or clarifications.

ADHS Cert #AZ0682 -- NMED-DWB Cert #NM9425 -- NMED-Micro Cert #NM0190

Sincerely,

Andy Freeman
Laboratory Manager
4901 Hawkins NE
Albuquerque, NM 87109

Hall Environmental Analysis Laboratory, Inc.

CLIENT: Public Service Company
Project: Person Generating Station
Lab ID: 1504A75-001 **Matrix:** AQUEOUS

Client Sample ID: PSMW-7R
Collection Date: 4/22/2015 10:55:00 AM
Received Date: 4/22/2015 4:50:00 PM

Analyses	Result	RL	Qual	Units	DF	Date Analyzed	Batch
EPA METHOD 8260B: VOLATILES						Analyst:	**cadg**
Benzene	ND	1.0		µg/L	1	4/28/2015 3:10:44 PM	R25817
Toluene	ND	1.0		µg/L	1	4/28/2015 3:10:44 PM	R25817
Ethylbenzene	ND	1.0		µg/L	1	4/28/2015 3:10:44 PM	R25817
Methyl tert-butyl ether (MTBE)	ND	1.0		µg/L	1	4/28/2015 3:10:44 PM	R25817
1,2,4-Trimethylbenzene	ND	1.0		µg/L	1	4/28/2015 3:10:44 PM	R25817
1,3,5-Trimethylbenzene	ND	1.0		µg/L	1	4/28/2015 3:10:44 PM	R25817
1,2-Dichloroethane (EDC)	ND	1.0		µg/L	1	4/28/2015 3:10:44 PM	R25817
1,2-Dibromoethane (EDB)	ND	1.0		µg/L	1	4/28/2015 3:10:44 PM	R25817
Naphthalene	ND	2.0		µg/L	1	4/28/2015 3:10:44 PM	R25817
1-Methylnaphthalene	ND	4.0		µg/L	1	4/28/2015 3:10:44 PM	R25817
2-Methylnaphthalene	ND	4.0		µg/L	1	4/28/2015 3:10:44 PM	R25817
Acetone	ND	10		µg/L	1	4/28/2015 3:10:44 PM	R25817
Bromobenzene	ND	1.0		µg/L	1	4/28/2015 3:10:44 PM	R25817
Bromodichloromethane	ND	1.0		µg/L	1	4/28/2015 3:10:44 PM	R25817
Bromoform	ND	1.0		µg/L	1	4/28/2015 3:10:44 PM	R25817
Bromomethane	ND	3.0		µg/L	1	4/28/2015 3:10:44 PM	R25817
2-Butanone	ND	10		µg/L	1	4/28/2015 3:10:44 PM	R25817
Carbon disulfide	ND	10		µg/L	1	4/28/2015 3:10:44 PM	R25817
Carbon Tetrachloride	ND	1.0		µg/L	1	4/28/2015 3:10:44 PM	R25817
Chlorobenzene	ND	1.0		µg/L	1	4/28/2015 3:10:44 PM	R25817
Chloroethane	ND	2.0		µg/L	1	4/28/2015 3:10:44 PM	R25817
Chloroform	ND	1.0		µg/L	1	4/28/2015 3:10:44 PM	R25817
Chloromethane	ND	3.0		µg/L	1	4/28/2015 3:10:44 PM	R25817
2-Chlorotoluene	ND	1.0		µg/L	1	4/28/2015 3:10:44 PM	R25817
4-Chlorotoluene	ND	1.0		µg/L	1	4/28/2015 3:10:44 PM	R25817
cis-1,2-DCE	ND	1.0		µg/L	1	4/28/2015 3:10:44 PM	R25817
cis-1,3-Dichloropropene	ND	1.0		µg/L	1	4/28/2015 3:10:44 PM	R25817
1,2-Dibromo-3-chloropropane	ND	2.0		µg/L	1	4/28/2015 3:10:44 PM	R25817
Dibromochloromethane	ND	1.0		µg/L	1	4/28/2015 3:10:44 PM	R25817
Dibromomethane	ND	1.0		µg/L	1	4/28/2015 3:10:44 PM	R25817
1,2-Dichlorobenzene	ND	1.0		µg/L	1	4/28/2015 3:10:44 PM	R25817
1,3-Dichlorobenzene	ND	1.0		µg/L	1	4/28/2015 3:10:44 PM	R25817
1,4-Dichlorobenzene	ND	1.0		µg/L	1	4/28/2015 3:10:44 PM	R25817
Dichlorodifluoromethane	ND	1.0		µg/L	1	4/28/2015 3:10:44 PM	R25817
1,1-Dichloroethane	ND	1.0		µg/L	1	4/28/2015 3:10:44 PM	R25817
1,1-Dichloroethene	ND	1.0		µg/L	1	4/28/2015 3:10:44 PM	R25817
1,2-Dichloropropane	ND	1.0		µg/L	1	4/28/2015 3:10:44 PM	R25817
1,3-Dichloropropane	ND	1.0		µg/L	1	4/28/2015 3:10:44 PM	R25817
2,2-Dichloropropane	ND	2.0		µg/L	1	4/28/2015 3:10:44 PM	R25817

Refer to the QC Summary report and sample login checklist for flagged QC data and preservation information.

Qualifiers:

*	Value exceeds Maximum Contaminant Level.	B	Analyte detected in the associated Method Blank
E	Value above quantitation range	H	Holding times for preparation or analysis exceeded
J	Analyte detected below quantitation limits	ND	Not Detected at the Reporting Limit
O	RSD is greater than RSDlimit	P	Sample pH Not In Range
R	RPD outside accepted recovery limits	RL	Reporting Detection Limit
S	Spike Recovery outside accepted recovery limits		

Hall Environmental Analysis Laboratory, Inc.

CLIENT: Public Service Company
Project: Person Generating Station
Lab ID: 1504A75-001 **Matrix:** AQUEOUS

Client Sample ID: PSMW-7R
Collection Date: 4/22/2015 10:55:00 AM
Received Date: 4/22/2015 4:50:00 PM

Analyses	Result	RL	Qual	Units	DF	Date Analyzed	Batch
EPA METHOD 8260B: VOLATILES						Analyst: **cadg**	
1,1-Dichloropropene	ND	1.0		µg/L	1	4/28/2015 3:10:44 PM	R25817
Hexachlorobutadiene	ND	1.0		µg/L	1	4/28/2015 3:10:44 PM	R25817
2-Hexanone	ND	10		µg/L	1	4/28/2015 3:10:44 PM	R25817
Isopropylbenzene	ND	1.0		µg/L	1	4/28/2015 3:10:44 PM	R25817
4-Isopropyltoluene	ND	1.0		µg/L	1	4/28/2015 3:10:44 PM	R25817
4-Methyl-2-pentanone	ND	10		µg/L	1	4/28/2015 3:10:44 PM	R25817
Methylene Chloride	ND	3.0		µg/L	1	4/28/2015 3:10:44 PM	R25817
n-Butylbenzene	ND	3.0		µg/L	1	4/28/2015 3:10:44 PM	R25817
n-Propylbenzene	ND	1.0		µg/L	1	4/28/2015 3:10:44 PM	R25817
sec-Butylbenzene	ND	1.0		µg/L	1	4/28/2015 3:10:44 PM	R25817
Styrene	ND	1.0		µg/L	1	4/28/2015 3:10:44 PM	R25817
tert-Butylbenzene	ND	1.0		µg/L	1	4/28/2015 3:10:44 PM	R25817
1,1,1,2-Tetrachloroethane	ND	1.0		µg/L	1	4/28/2015 3:10:44 PM	R25817
1,1,2,2-Tetrachloroethane	ND	2.0		µg/L	1	4/28/2015 3:10:44 PM	R25817
Tetrachloroethene (PCE)	ND	1.0		µg/L	1	4/28/2015 3:10:44 PM	R25817
trans-1,2-DCE	ND	1.0		µg/L	1	4/28/2015 3:10:44 PM	R25817
trans-1,3-Dichloropropene	ND	1.0		µg/L	1	4/28/2015 3:10:44 PM	R25817
1,2,3-Trichlorobenzene	ND	1.0		µg/L	1	4/28/2015 3:10:44 PM	R25817
1,2,4-Trichlorobenzene	ND	1.0		µg/L	1	4/28/2015 3:10:44 PM	R25817
1,1,1-Trichloroethane	ND	1.0		µg/L	1	4/28/2015 3:10:44 PM	R25817
1,1,2-Trichloroethane	ND	1.0		µg/L	1	4/28/2015 3:10:44 PM	R25817
Trichloroethene (TCE)	ND	1.0		µg/L	1	4/28/2015 3:10:44 PM	R25817
Trichlorofluoromethane	ND	1.0		µg/L	1	4/28/2015 3:10:44 PM	R25817
1,2,3-Trichloropropane	ND	2.0		µg/L	1	4/28/2015 3:10:44 PM	R25817
Vinyl chloride	ND	1.0		µg/L	1	4/28/2015 3:10:44 PM	R25817
Xylenes, Total	ND	1.5		µg/L	1	4/28/2015 3:10:44 PM	R25817
Surr: 1,2-Dichloroethane-d4	98.9	70-130		%REC	1	4/28/2015 3:10:44 PM	R25817
Surr: 4-Bromofluorobenzene	103	70-130		%REC	1	4/28/2015 3:10:44 PM	R25817
Surr: Dibromofluoromethane	108	70-130		%REC	1	4/28/2015 3:10:44 PM	R25817
Surr: Toluene-d8	105	70-130		%REC	1	4/28/2015 3:10:44 PM	R25817

Refer to the QC Summary report and sample login checklist for flagged QC data and preservation information.

Qualifiers:

*	Value exceeds Maximum Contaminant Level.	B	Analyte detected in the associated Method Blank
E	Value above quantitation range	H	Holding times for preparation or analysis exceeded
J	Analyte detected below quantitation limits	ND	Not Detected at the Reporting Limit
O	RSD is greater than RSDlimit	P	Sample pH Not In Range
R	RPD outside accepted recovery limits	RL	Reporting Detection Limit
S	Spike Recovery outside accepted recovery limits		

Hall Environmental Analysis Laboratory, Inc.

CLIENT: Public Service Company
Project: Person Generating Station
Lab ID: 1504A75-002 **Matrix:** AQUEOUS

Client Sample ID: PSMW-1R
Collection Date: 4/22/2015 12:00:00 PM
Received Date: 4/22/2015 4:50:00 PM

Analyses	Result	RL	Qual	Units	DF	Date Analyzed	Batch
EPA METHOD 8260B: VOLATILES						Analyst:	**cadg**
Benzene	ND	1.0		µg/L	1	4/28/2015 4:37:12 PM	R25817
Toluene	ND	1.0		µg/L	1	4/28/2015 4:37:12 PM	R25817
Ethylbenzene	ND	1.0		µg/L	1	4/28/2015 4:37:12 PM	R25817
Methyl tert-butyl ether (MTBE)	ND	1.0		µg/L	1	4/28/2015 4:37:12 PM	R25817
1,2,4-Trimethylbenzene	ND	1.0		µg/L	1	4/28/2015 4:37:12 PM	R25817
1,3,5-Trimethylbenzene	ND	1.0		µg/L	1	4/28/2015 4:37:12 PM	R25817
1,2-Dichloroethane (EDC)	ND	1.0		µg/L	1	4/28/2015 4:37:12 PM	R25817
1,2-Dibromoethane (EDB)	ND	1.0		µg/L	1	4/28/2015 4:37:12 PM	R25817
Naphthalene	ND	2.0		µg/L	1	4/28/2015 4:37:12 PM	R25817
1-Methylnaphthalene	ND	4.0		µg/L	1	4/28/2015 4:37:12 PM	R25817
2-Methylnaphthalene	ND	4.0		µg/L	1	4/28/2015 4:37:12 PM	R25817
Acetone	ND	10		µg/L	1	4/28/2015 4:37:12 PM	R25817
Bromobenzene	ND	1.0		µg/L	1	4/28/2015 4:37:12 PM	R25817
Bromodichloromethane	ND	1.0		µg/L	1	4/28/2015 4:37:12 PM	R25817
Bromoform	ND	1.0		µg/L	1	4/28/2015 4:37:12 PM	R25817
Bromomethane	ND	3.0		µg/L	1	4/28/2015 4:37:12 PM	R25817
2-Butanone	ND	10		µg/L	1	4/28/2015 4:37:12 PM	R25817
Carbon disulfide	ND	10		µg/L	1	4/28/2015 4:37:12 PM	R25817
Carbon Tetrachloride	ND	1.0		µg/L	1	4/28/2015 4:37:12 PM	R25817
Chlorobenzene	ND	1.0		µg/L	1	4/28/2015 4:37:12 PM	R25817
Chloroethane	ND	2.0		µg/L	1	4/28/2015 4:37:12 PM	R25817
Chloroform	ND	1.0		µg/L	1	4/28/2015 4:37:12 PM	R25817
Chloromethane	ND	3.0		µg/L	1	4/28/2015 4:37:12 PM	R25817
2-Chlorotoluene	ND	1.0		µg/L	1	4/28/2015 4:37:12 PM	R25817
4-Chlorotoluene	ND	1.0		µg/L	1	4/28/2015 4:37:12 PM	R25817
cis-1,2-DCE	ND	1.0		µg/L	1	4/28/2015 4:37:12 PM	R25817
cis-1,3-Dichloropropene	ND	1.0		µg/L	1	4/28/2015 4:37:12 PM	R25817
1,2-Dibromo-3-chloropropane	ND	2.0		µg/L	1	4/28/2015 4:37:12 PM	R25817
Dibromochloromethane	ND	1.0		µg/L	1	4/28/2015 4:37:12 PM	R25817
Dibromomethane	ND	1.0		µg/L	1	4/28/2015 4:37:12 PM	R25817
1,2-Dichlorobenzene	ND	1.0		µg/L	1	4/28/2015 4:37:12 PM	R25817
1,3-Dichlorobenzene	ND	1.0		µg/L	1	4/28/2015 4:37:12 PM	R25817
1,4-Dichlorobenzene	ND	1.0		µg/L	1	4/28/2015 4:37:12 PM	R25817
Dichlorodifluoromethane	ND	1.0		µg/L	1	4/28/2015 4:37:12 PM	R25817
1,1-Dichloroethane	ND	1.0		µg/L	1	4/28/2015 4:37:12 PM	R25817
1,1-Dichloroethene	ND	1.0		µg/L	1	4/28/2015 4:37:12 PM	R25817
1,2-Dichloropropane	ND	1.0		µg/L	1	4/28/2015 4:37:12 PM	R25817
1,3-Dichloropropane	ND	1.0		µg/L	1	4/28/2015 4:37:12 PM	R25817
2,2-Dichloropropane	ND	2.0		µg/L	1	4/28/2015 4:37:12 PM	R25817

Refer to the QC Summary report and sample login checklist for flagged QC data and preservation information.

Qualifiers:

*	Value exceeds Maximum Contaminant Level.	B	Analyte detected in the associated Method Blank
E	Value above quantitation range	H	Holding times for preparation or analysis exceeded
J	Analyte detected below quantitation limits	ND	Not Detected at the Reporting Limit
O	RSD is greater than RSDlimit	P	Sample pH Not In Range
R	RPD outside accepted recovery limits	RL	Reporting Detection Limit
S	Spike Recovery outside accepted recovery limits		

Hall Environmental Analysis Laboratory, Inc.

CLIENT: Public Service Company
Project: Person Generating Station
Lab ID: 1504A75-002
Matrix: AQUEOUS
Client Sample ID: PSMW-1R
Collection Date: 4/22/2015 12:00:00 PM
Received Date: 4/22/2015 4:50:00 PM

Analyses	Result	RL	Qual	Units	DF	Date Analyzed	Batch
EPA METHOD 8260B: VOLATILES						Analyst:	**cadg**
1,1-Dichloropropene	ND	1.0		µg/L	1	4/28/2015 4:37:12 PM	R25817
Hexachlorobutadiene	ND	1.0		µg/L	1	4/28/2015 4:37:12 PM	R25817
2-Hexanone	ND	10		µg/L	1	4/28/2015 4:37:12 PM	R25817
Isopropylbenzene	ND	1.0		µg/L	1	4/28/2015 4:37:12 PM	R25817
4-Isopropyltoluene	ND	1.0		µg/L	1	4/28/2015 4:37:12 PM	R25817
4-Methyl-2-pentanone	ND	10		µg/L	1	4/28/2015 4:37:12 PM	R25817
Methylene Chloride	ND	3.0		µg/L	1	4/28/2015 4:37:12 PM	R25817
n-Butylbenzene	ND	3.0		µg/L	1	4/28/2015 4:37:12 PM	R25817
n-Propylbenzene	ND	1.0		µg/L	1	4/28/2015 4:37:12 PM	R25817
sec-Butylbenzene	ND	1.0		µg/L	1	4/28/2015 4:37:12 PM	R25817
Styrene	ND	1.0		µg/L	1	4/28/2015 4:37:12 PM	R25817
tert-Butylbenzene	ND	1.0		µg/L	1	4/28/2015 4:37:12 PM	R25817
1,1,1,2-Tetrachloroethane	ND	1.0		µg/L	1	4/28/2015 4:37:12 PM	R25817
1,1,2,2-Tetrachloroethane	ND	2.0		µg/L	1	4/28/2015 4:37:12 PM	R25817
Tetrachloroethene (PCE)	1.7	1.0		µg/L	1	4/28/2015 4:37:12 PM	R25817
trans-1,2-DCE	ND	1.0		µg/L	1	4/28/2015 4:37:12 PM	R25817
trans-1,3-Dichloropropene	ND	1.0		µg/L	1	4/28/2015 4:37:12 PM	R25817
1,2,3-Trichlorobenzene	ND	1.0		µg/L	1	4/28/2015 4:37:12 PM	R25817
1,2,4-Trichlorobenzene	ND	1.0		µg/L	1	4/28/2015 4:37:12 PM	R25817
1,1,1-Trichloroethane	ND	1.0		µg/L	1	4/28/2015 4:37:12 PM	R25817
1,1,2-Trichloroethane	ND	1.0		µg/L	1	4/28/2015 4:37:12 PM	R25817
Trichloroethene (TCE)	ND	1.0		µg/L	1	4/28/2015 4:37:12 PM	R25817
Trichlorofluoromethane	ND	1.0		µg/L	1	4/28/2015 4:37:12 PM	R25817
1,2,3-Trichloropropane	ND	2.0		µg/L	1	4/28/2015 4:37:12 PM	R25817
Vinyl chloride	ND	1.0		µg/L	1	4/28/2015 4:37:12 PM	R25817
Xylenes, Total	ND	1.5		µg/L	1	4/28/2015 4:37:12 PM	R25817
Surr: 1,2-Dichloroethane-d4	98.9	70-130		%REC	1	4/28/2015 4:37:12 PM	R25817
Surr: 4-Bromofluorobenzene	110	70-130		%REC	1	4/28/2015 4:37:12 PM	R25817
Surr: Dibromofluoromethane	104	70-130		%REC	1	4/28/2015 4:37:12 PM	R25817
Surr: Toluene-d8	103	70-130		%REC	1	4/28/2015 4:37:12 PM	R25817

Refer to the QC Summary report and sample login checklist for flagged QC data and preservation information.

Qualifiers:

*	Value exceeds Maximum Contaminant Level.	B	Analyte detected in the associated Method Blank
E	Value above quantitation range	H	Holding times for preparation or analysis exceeded
J	Analyte detected below quantitation limits	ND	Not Detected at the Reporting Limit
O	RSD is greater than RSDlimit	P	Sample pH Not In Range
R	RPD outside accepted recovery limits	RL	Reporting Detection Limit
S	Spike Recovery outside accepted recovery limits		

Hall Environmental Analysis Laboratory, Inc.

CLIENT: Public Service Company
Project: Person Generating Station
Lab ID: 1504A75-003
Matrix: AQUEOUS
Client Sample ID: PSMW-A
Collection Date: 4/22/2015 12:30:00 PM
Received Date: 4/22/2015 4:50:00 PM

Analyses	Result	RL	Qual	Units	DF	Date Analyzed	Batch
EPA METHOD 8260B: VOLATILES						Analyst:	**cadg**
Benzene	ND	1.0		µg/L	1	4/28/2015 5:05:51 PM	R25817
Toluene	ND	1.0		µg/L	1	4/28/2015 5:05:51 PM	R25817
Ethylbenzene	ND	1.0		µg/L	1	4/28/2015 5:05:51 PM	R25817
Methyl tert-butyl ether (MTBE)	ND	1.0		µg/L	1	4/28/2015 5:05:51 PM	R25817
1,2,4-Trimethylbenzene	ND	1.0		µg/L	1	4/28/2015 5:05:51 PM	R25817
1,3,5-Trimethylbenzene	ND	1.0		µg/L	1	4/28/2015 5:05:51 PM	R25817
1,2-Dichloroethane (EDC)	ND	1.0		µg/L	1	4/28/2015 5:05:51 PM	R25817
1,2-Dibromoethane (EDB)	ND	1.0		µg/L	1	4/28/2015 5:05:51 PM	R25817
Naphthalene	ND	2.0		µg/L	1	4/28/2015 5:05:51 PM	R25817
1-Methylnaphthalene	ND	4.0		µg/L	1	4/28/2015 5:05:51 PM	R25817
2-Methylnaphthalene	ND	4.0		µg/L	1	4/28/2015 5:05:51 PM	R25817
Acetone	ND	10		µg/L	1	4/28/2015 5:05:51 PM	R25817
Bromobenzene	ND	1.0		µg/L	1	4/28/2015 5:05:51 PM	R25817
Bromodichloromethane	ND	1.0		µg/L	1	4/28/2015 5:05:51 PM	R25817
Bromoform	ND	1.0		µg/L	1	4/28/2015 5:05:51 PM	R25817
Bromomethane	ND	3.0		µg/L	1	4/28/2015 5:05:51 PM	R25817
2-Butanone	ND	10		µg/L	1	4/28/2015 5:05:51 PM	R25817
Carbon disulfide	ND	10		µg/L	1	4/28/2015 5:05:51 PM	R25817
Carbon Tetrachloride	ND	1.0		µg/L	1	4/28/2015 5:05:51 PM	R25817
Chlorobenzene	ND	1.0		µg/L	1	4/28/2015 5:05:51 PM	R25817
Chloroethane	ND	2.0		µg/L	1	4/28/2015 5:05:51 PM	R25817
Chloroform	ND	1.0		µg/L	1	4/28/2015 5:05:51 PM	R25817
Chloromethane	ND	3.0		µg/L	1	4/28/2015 5:05:51 PM	R25817
2-Chlorotoluene	ND	1.0		µg/L	1	4/28/2015 5:05:51 PM	R25817
4-Chlorotoluene	ND	1.0		µg/L	1	4/28/2015 5:05:51 PM	R25817
cis-1,2-DCE	ND	1.0		µg/L	1	4/28/2015 5:05:51 PM	R25817
cis-1,3-Dichloropropene	ND	1.0		µg/L	1	4/28/2015 5:05:51 PM	R25817
1,2-Dibromo-3-chloropropane	ND	2.0		µg/L	1	4/28/2015 5:05:51 PM	R25817
Dibromochloromethane	ND	1.0		µg/L	1	4/28/2015 5:05:51 PM	R25817
Dibromomethane	ND	1.0		µg/L	1	4/28/2015 5:05:51 PM	R25817
1,2-Dichlorobenzene	ND	1.0		µg/L	1	4/28/2015 5:05:51 PM	R25817
1,3-Dichlorobenzene	ND	1.0		µg/L	1	4/28/2015 5:05:51 PM	R25817
1,4-Dichlorobenzene	ND	1.0		µg/L	1	4/28/2015 5:05:51 PM	R25817
Dichlorodifluoromethane	ND	1.0		µg/L	1	4/28/2015 5:05:51 PM	R25817
1,1-Dichloroethane	ND	1.0		µg/L	1	4/28/2015 5:05:51 PM	R25817
1,1-Dichloroethene	ND	1.0		µg/L	1	4/28/2015 5:05:51 PM	R25817
1,2-Dichloropropane	ND	1.0		µg/L	1	4/28/2015 5:05:51 PM	R25817
1,3-Dichloropropane	ND	1.0		µg/L	1	4/28/2015 5:05:51 PM	R25817
2,2-Dichloropropane	ND	2.0		µg/L	1	4/28/2015 5:05:51 PM	R25817

Refer to the QC Summary report and sample login checklist for flagged QC data and preservation information.

Qualifiers:

*	Value exceeds Maximum Contaminant Level.	B	Analyte detected in the associated Method Blank
E	Value above quantitation range	H	Holding times for preparation or analysis exceeded
J	Analyte detected below quantitation limits	ND	Not Detected at the Reporting Limit
O	RSD is greater than RSDlimit	P	Sample pH Not In Range
R	RPD outside accepted recovery limits	RL	Reporting Detection Limit
S	Spike Recovery outside accepted recovery limits		

Hall Environmental Analysis Laboratory, Inc.

CLIENT: Public Service Company
Project: Person Generating Station
Lab ID: 1504A75-003
Matrix: AQUEOUS
Client Sample ID: PSMW-A
Collection Date: 4/22/2015 12:30:00 PM
Received Date: 4/22/2015 4:50:00 PM

Analyses	Result	RL	Qual	Units	DF	Date Analyzed	Batch
EPA METHOD 8260B: VOLATILES						Analyst:	**cadg**
1,1-Dichloropropene	ND	1.0		µg/L	1	4/28/2015 5:05:51 PM	R25817
Hexachlorobutadiene	ND	1.0		µg/L	1	4/28/2015 5:05:51 PM	R25817
2-Hexanone	ND	10		µg/L	1	4/28/2015 5:05:51 PM	R25817
Isopropylbenzene	ND	1.0		µg/L	1	4/28/2015 5:05:51 PM	R25817
4-Isopropyltoluene	ND	1.0		µg/L	1	4/28/2015 5:05:51 PM	R25817
4-Methyl-2-pentanone	ND	10		µg/L	1	4/28/2015 5:05:51 PM	R25817
Methylene Chloride	ND	3.0		µg/L	1	4/28/2015 5:05:51 PM	R25817
n-Butylbenzene	ND	3.0		µg/L	1	4/28/2015 5:05:51 PM	R25817
n-Propylbenzene	ND	1.0		µg/L	1	4/28/2015 5:05:51 PM	R25817
sec-Butylbenzene	ND	1.0		µg/L	1	4/28/2015 5:05:51 PM	R25817
Styrene	ND	1.0		µg/L	1	4/28/2015 5:05:51 PM	R25817
tert-Butylbenzene	ND	1.0		µg/L	1	4/28/2015 5:05:51 PM	R25817
1,1,1,2-Tetrachloroethane	ND	1.0		µg/L	1	4/28/2015 5:05:51 PM	R25817
1,1,2,2-Tetrachloroethane	ND	2.0		µg/L	1	4/28/2015 5:05:51 PM	R25817
Tetrachloroethene (PCE)	1.7	1.0		µg/L	1	4/28/2015 5:05:51 PM	R25817
trans-1,2-DCE	ND	1.0		µg/L	1	4/28/2015 5:05:51 PM	R25817
trans-1,3-Dichloropropene	ND	1.0		µg/L	1	4/28/2015 5:05:51 PM	R25817
1,2,3-Trichlorobenzene	ND	1.0		µg/L	1	4/28/2015 5:05:51 PM	R25817
1,2,4-Trichlorobenzene	ND	1.0		µg/L	1	4/28/2015 5:05:51 PM	R25817
1,1,1-Trichloroethane	ND	1.0		µg/L	1	4/28/2015 5:05:51 PM	R25817
1,1,2-Trichloroethane	ND	1.0		µg/L	1	4/28/2015 5:05:51 PM	R25817
Trichloroethene (TCE)	ND	1.0		µg/L	1	4/28/2015 5:05:51 PM	R25817
Trichlorofluoromethane	ND	1.0		µg/L	1	4/28/2015 5:05:51 PM	R25817
1,2,3-Trichloropropane	ND	2.0		µg/L	1	4/28/2015 5:05:51 PM	R25817
Vinyl chloride	ND	1.0		µg/L	1	4/28/2015 5:05:51 PM	R25817
Xylenes, Total	ND	1.5		µg/L	1	4/28/2015 5:05:51 PM	R25817
Surr: 1,2-Dichloroethane-d4	103	70-130		%REC	1	4/28/2015 5:05:51 PM	R25817
Surr: 4-Bromofluorobenzene	102	70-130		%REC	1	4/28/2015 5:05:51 PM	R25817
Surr: Dibromofluoromethane	111	70-130		%REC	1	4/28/2015 5:05:51 PM	R25817
Surr: Toluene-d8	105	70-130		%REC	1	4/28/2015 5:05:51 PM	R25817

Refer to the QC Summary report and sample login checklist for flagged QC data and preservation information.

Qualifiers:

*	Value exceeds Maximum Contaminant Level.	B	Analyte detected in the associated Method Blank
E	Value above quantitation range	H	Holding times for preparation or analysis exceeded
J	Analyte detected below quantitation limits	ND	Not Detected at the Reporting Limit
O	RSD is greater than RSDlimit	P	Sample pH Not In Range
R	RPD outside accepted recovery limits	RL	Reporting Detection Limit
S	Spike Recovery outside accepted recovery limits		

Hall Environmental Analysis Laboratory, Inc.

CLIENT: Public Service Company
Project: Person Generating Station
Lab ID: 1504A75-004 **Matrix:** AQUEOUS

Client Sample ID: PSMW-8B
Collection Date: 4/22/2015 2:20:00 PM
Received Date: 4/22/2015 4:50:00 PM

Analyses	Result	RL	Qual	Units	DF	Date Analyzed	Batch
EPA METHOD 8260B: VOLATILES						Analyst:	**cadg**
Benzene	ND	1.0		µg/L	1	4/28/2015 5:34:32 PM	R25817
Toluene	ND	1.0		µg/L	1	4/28/2015 5:34:32 PM	R25817
Ethylbenzene	ND	1.0		µg/L	1	4/28/2015 5:34:32 PM	R25817
Methyl tert-butyl ether (MTBE)	ND	1.0		µg/L	1	4/28/2015 5:34:32 PM	R25817
1,2,4-Trimethylbenzene	ND	1.0		µg/L	1	4/28/2015 5:34:32 PM	R25817
1,3,5-Trimethylbenzene	ND	1.0		µg/L	1	4/28/2015 5:34:32 PM	R25817
1,2-Dichloroethane (EDC)	ND	1.0		µg/L	1	4/28/2015 5:34:32 PM	R25817
1,2-Dibromoethane (EDB)	ND	1.0		µg/L	1	4/28/2015 5:34:32 PM	R25817
Naphthalene	ND	2.0		µg/L	1	4/28/2015 5:34:32 PM	R25817
1-Methylnaphthalene	ND	4.0		µg/L	1	4/28/2015 5:34:32 PM	R25817
2-Methylnaphthalene	ND	4.0		µg/L	1	4/28/2015 5:34:32 PM	R25817
Acetone	ND	10		µg/L	1	4/28/2015 5:34:32 PM	R25817
Bromobenzene	ND	1.0		µg/L	1	4/28/2015 5:34:32 PM	R25817
Bromodichloromethane	ND	1.0		µg/L	1	4/28/2015 5:34:32 PM	R25817
Bromoform	ND	1.0		µg/L	1	4/28/2015 5:34:32 PM	R25817
Bromomethane	ND	3.0		µg/L	1	4/28/2015 5:34:32 PM	R25817
2-Butanone	ND	10		µg/L	1	4/28/2015 5:34:32 PM	R25817
Carbon disulfide	ND	10		µg/L	1	4/28/2015 5:34:32 PM	R25817
Carbon Tetrachloride	ND	1.0		µg/L	1	4/28/2015 5:34:32 PM	R25817
Chlorobenzene	ND	1.0		µg/L	1	4/28/2015 5:34:32 PM	R25817
Chloroethane	ND	2.0		µg/L	1	4/28/2015 5:34:32 PM	R25817
Chloroform	ND	1.0		µg/L	1	4/28/2015 5:34:32 PM	R25817
Chloromethane	ND	3.0		µg/L	1	4/28/2015 5:34:32 PM	R25817
2-Chlorotoluene	ND	1.0		µg/L	1	4/28/2015 5:34:32 PM	R25817
4-Chlorotoluene	ND	1.0		µg/L	1	4/28/2015 5:34:32 PM	R25817
cis-1,2-DCE	ND	1.0		µg/L	1	4/28/2015 5:34:32 PM	R25817
cis-1,3-Dichloropropene	ND	1.0		µg/L	1	4/28/2015 5:34:32 PM	R25817
1,2-Dibromo-3-chloropropane	ND	2.0		µg/L	1	4/28/2015 5:34:32 PM	R25817
Dibromochloromethane	ND	1.0		µg/L	1	4/28/2015 5:34:32 PM	R25817
Dibromomethane	ND	1.0		µg/L	1	4/28/2015 5:34:32 PM	R25817
1,2-Dichlorobenzene	ND	1.0		µg/L	1	4/28/2015 5:34:32 PM	R25817
1,3-Dichlorobenzene	ND	1.0		µg/L	1	4/28/2015 5:34:32 PM	R25817
1,4-Dichlorobenzene	ND	1.0		µg/L	1	4/28/2015 5:34:32 PM	R25817
Dichlorodifluoromethane	ND	1.0		µg/L	1	4/28/2015 5:34:32 PM	R25817
1,1-Dichloroethane	ND	1.0		µg/L	1	4/28/2015 5:34:32 PM	R25817
1,1-Dichloroethene	ND	1.0		µg/L	1	4/28/2015 5:34:32 PM	R25817
1,2-Dichloropropane	ND	1.0		µg/L	1	4/28/2015 5:34:32 PM	R25817
1,3-Dichloropropane	ND	1.0		µg/L	1	4/28/2015 5:34:32 PM	R25817
2,2-Dichloropropane	ND	2.0		µg/L	1	4/28/2015 5:34:32 PM	R25817

Refer to the QC Summary report and sample login checklist for flagged QC data and preservation information.

Qualifiers:

*	Value exceeds Maximum Contaminant Level.	B	Analyte detected in the associated Method Blank
E	Value above quantitation range	H	Holding times for preparation or analysis exceeded
J	Analyte detected below quantitation limits	ND	Not Detected at the Reporting Limit
O	RSD is greater than RSDlimit	P	Sample pH Not In Range
R	RPD outside accepted recovery limits	RL	Reporting Detection Limit
S	Spike Recovery outside accepted recovery limits		

Hall Environmental Analysis Laboratory, Inc.

CLIENT: Public Service Company
Project: Person Generating Station
Lab ID: 1504A75-004 **Matrix:** AQUEOUS

Client Sample ID: PSMW-8B
Collection Date: 4/22/2015 2:20:00 PM
Received Date: 4/22/2015 4:50:00 PM

Analyses	Result	RL	Qual	Units	DF	Date Analyzed	Batch
EPA METHOD 8260B: VOLATILES						Analyst:	**cadg**
1,1-Dichloropropene	ND	1.0		µg/L	1	4/28/2015 5:34:32 PM	R25817
Hexachlorobutadiene	ND	1.0		µg/L	1	4/28/2015 5:34:32 PM	R25817
2-Hexanone	ND	10		µg/L	1	4/28/2015 5:34:32 PM	R25817
Isopropylbenzene	ND	1.0		µg/L	1	4/28/2015 5:34:32 PM	R25817
4-Isopropyltoluene	ND	1.0		µg/L	1	4/28/2015 5:34:32 PM	R25817
4-Methyl-2-pentanone	ND	10		µg/L	1	4/28/2015 5:34:32 PM	R25817
Methylene Chloride	ND	3.0		µg/L	1	4/28/2015 5:34:32 PM	R25817
n-Butylbenzene	ND	3.0		µg/L	1	4/28/2015 5:34:32 PM	R25817
n-Propylbenzene	ND	1.0		µg/L	1	4/28/2015 5:34:32 PM	R25817
sec-Butylbenzene	ND	1.0		µg/L	1	4/28/2015 5:34:32 PM	R25817
Styrene	ND	1.0		µg/L	1	4/28/2015 5:34:32 PM	R25817
tert-Butylbenzene	ND	1.0		µg/L	1	4/28/2015 5:34:32 PM	R25817
1,1,1,2-Tetrachloroethane	ND	1.0		µg/L	1	4/28/2015 5:34:32 PM	R25817
1,1,2,2-Tetrachloroethane	ND	2.0		µg/L	1	4/28/2015 5:34:32 PM	R25817
Tetrachloroethene (PCE)	ND	1.0		µg/L	1	4/28/2015 5:34:32 PM	R25817
trans-1,2-DCE	ND	1.0		µg/L	1	4/28/2015 5:34:32 PM	R25817
trans-1,3-Dichloropropene	ND	1.0		µg/L	1	4/28/2015 5:34:32 PM	R25817
1,2,3-Trichlorobenzene	ND	1.0		µg/L	1	4/28/2015 5:34:32 PM	R25817
1,2,4-Trichlorobenzene	ND	1.0		µg/L	1	4/28/2015 5:34:32 PM	R25817
1,1,1-Trichloroethane	ND	1.0		µg/L	1	4/28/2015 5:34:32 PM	R25817
1,1,2-Trichloroethane	ND	1.0		µg/L	1	4/28/2015 5:34:32 PM	R25817
Trichloroethene (TCE)	ND	1.0		µg/L	1	4/28/2015 5:34:32 PM	R25817
Trichlorofluoromethane	ND	1.0		µg/L	1	4/28/2015 5:34:32 PM	R25817
1,2,3-Trichloropropane	ND	2.0		µg/L	1	4/28/2015 5:34:32 PM	R25817
Vinyl chloride	ND	1.0		µg/L	1	4/28/2015 5:34:32 PM	R25817
Xylenes, Total	ND	1.5		µg/L	1	4/28/2015 5:34:32 PM	R25817
Surr: 1,2-Dichloroethane-d4	99.6	70-130		%REC	1	4/28/2015 5:34:32 PM	R25817
Surr: 4-Bromofluorobenzene	102	70-130		%REC	1	4/28/2015 5:34:32 PM	R25817
Surr: Dibromofluoromethane	110	70-130		%REC	1	4/28/2015 5:34:32 PM	R25817
Surr: Toluene-d8	105	70-130		%REC	1	4/28/2015 5:34:32 PM	R25817

Refer to the QC Summary report and sample login checklist for flagged QC data and preservation information.

Qualifiers:

*	Value exceeds Maximum Contaminant Level.	B	Analyte detected in the associated Method Blank
E	Value above quantitation range	H	Holding times for preparation or analysis exceeded
J	Analyte detected below quantitation limits	ND	Not Detected at the Reporting Limit
O	RSD is greater than RSDlimit	P	Sample pH Not In Range
R	RPD outside accepted recovery limits	RL	Reporting Detection Limit
S	Spike Recovery outside accepted recovery limits		

Hall Environmental Analysis Laboratory, Inc.

CLIENT: Public Service Company
Project: Person Generating Station
Lab ID: 1504A75-005 **Matrix:** AQUEOUS

Client Sample ID: PSMW-HB
Collection Date: 4/22/2015 2:50:00 PM
Received Date: 4/22/2015 4:50:00 PM

Analyses	Result	RL	Qual	Units	DF	Date Analyzed	Batch
EPA METHOD 8260B: VOLATILES						Analyst:	**cadg**
Benzene	ND	1.0		µg/L	1	4/28/2015 6:03:15 PM	R25817
Toluene	ND	1.0		µg/L	1	4/28/2015 6:03:15 PM	R25817
Ethylbenzene	ND	1.0		µg/L	1	4/28/2015 6:03:15 PM	R25817
Methyl tert-butyl ether (MTBE)	ND	1.0		µg/L	1	4/28/2015 6:03:15 PM	R25817
1,2,4-Trimethylbenzene	ND	1.0		µg/L	1	4/28/2015 6:03:15 PM	R25817
1,3,5-Trimethylbenzene	ND	1.0		µg/L	1	4/28/2015 6:03:15 PM	R25817
1,2-Dichloroethane (EDC)	ND	1.0		µg/L	1	4/28/2015 6:03:15 PM	R25817
1,2-Dibromoethane (EDB)	ND	1.0		µg/L	1	4/28/2015 6:03:15 PM	R25817
Naphthalene	ND	2.0		µg/L	1	4/28/2015 6:03:15 PM	R25817
1-Methylnaphthalene	ND	4.0		µg/L	1	4/28/2015 6:03:15 PM	R25817
2-Methylnaphthalene	ND	4.0		µg/L	1	4/28/2015 6:03:15 PM	R25817
Acetone	ND	10		µg/L	1	4/28/2015 6:03:15 PM	R25817
Bromobenzene	ND	1.0		µg/L	1	4/28/2015 6:03:15 PM	R25817
Bromodichloromethane	ND	1.0		µg/L	1	4/28/2015 6:03:15 PM	R25817
Bromoform	ND	1.0		µg/L	1	4/28/2015 6:03:15 PM	R25817
Bromomethane	ND	3.0		µg/L	1	4/28/2015 6:03:15 PM	R25817
2-Butanone	ND	10		µg/L	1	4/28/2015 6:03:15 PM	R25817
Carbon disulfide	ND	10		µg/L	1	4/28/2015 6:03:15 PM	R25817
Carbon Tetrachloride	ND	1.0		µg/L	1	4/28/2015 6:03:15 PM	R25817
Chlorobenzene	ND	1.0		µg/L	1	4/28/2015 6:03:15 PM	R25817
Chloroethane	ND	2.0		µg/L	1	4/28/2015 6:03:15 PM	R25817
Chloroform	ND	1.0		µg/L	1	4/28/2015 6:03:15 PM	R25817
Chloromethane	ND	3.0		µg/L	1	4/28/2015 6:03:15 PM	R25817
2-Chlorotoluene	ND	1.0		µg/L	1	4/28/2015 6:03:15 PM	R25817
4-Chlorotoluene	ND	1.0		µg/L	1	4/28/2015 6:03:15 PM	R25817
cis-1,2-DCE	ND	1.0		µg/L	1	4/28/2015 6:03:15 PM	R25817
cis-1,3-Dichloropropene	ND	1.0		µg/L	1	4/28/2015 6:03:15 PM	R25817
1,2-Dibromo-3-chloropropane	ND	2.0		µg/L	1	4/28/2015 6:03:15 PM	R25817
Dibromochloromethane	ND	1.0		µg/L	1	4/28/2015 6:03:15 PM	R25817
Dibromomethane	ND	1.0		µg/L	1	4/28/2015 6:03:15 PM	R25817
1,2-Dichlorobenzene	ND	1.0		µg/L	1	4/28/2015 6:03:15 PM	R25817
1,3-Dichlorobenzene	ND	1.0		µg/L	1	4/28/2015 6:03:15 PM	R25817
1,4-Dichlorobenzene	ND	1.0		µg/L	1	4/28/2015 6:03:15 PM	R25817
Dichlorodifluoromethane	ND	1.0		µg/L	1	4/28/2015 6:03:15 PM	R25817
1,1-Dichloroethane	ND	1.0		µg/L	1	4/28/2015 6:03:15 PM	R25817
1,1-Dichloroethene	ND	1.0		µg/L	1	4/28/2015 6:03:15 PM	R25817
1,2-Dichloropropane	ND	1.0		µg/L	1	4/28/2015 6:03:15 PM	R25817
1,3-Dichloropropane	ND	1.0		µg/L	1	4/28/2015 6:03:15 PM	R25817
2,2-Dichloropropane	ND	2.0		µg/L	1	4/28/2015 6:03:15 PM	R25817

Refer to the QC Summary report and sample login checklist for flagged QC data and preservation information.

Qualifiers:

*	Value exceeds Maximum Contaminant Level.	B	Analyte detected in the associated Method Blank
E	Value above quantitation range	H	Holding times for preparation or analysis exceeded
J	Analyte detected below quantitation limits	ND	Not Detected at the Reporting Limit
O	RSD is greater than RSDlimit	P	Sample pH Not In Range
R	RPD outside accepted recovery limits	RL	Reporting Detection Limit
S	Spike Recovery outside accepted recovery limits		

Hall Environmental Analysis Laboratory, Inc.

CLIENT: Public Service Company
Project: Person Generating Station
Lab ID: 1504A75-005
Matrix: AQUEOUS
Client Sample ID: PSMW-HB
Collection Date: 4/22/2015 2:50:00 PM
Received Date: 4/22/2015 4:50:00 PM

Analyses	Result	RL	Qual	Units	DF	Date Analyzed	Batch
EPA METHOD 8260B: VOLATILES						Analyst:	**cadg**
1,1-Dichloropropene	ND	1.0		µg/L	1	4/28/2015 6:03:15 PM	R25817
Hexachlorobutadiene	ND	1.0		µg/L	1	4/28/2015 6:03:15 PM	R25817
2-Hexanone	ND	10		µg/L	1	4/28/2015 6:03:15 PM	R25817
Isopropylbenzene	ND	1.0		µg/L	1	4/28/2015 6:03:15 PM	R25817
4-Isopropyltoluene	ND	1.0		µg/L	1	4/28/2015 6:03:15 PM	R25817
4-Methyl-2-pentanone	ND	10		µg/L	1	4/28/2015 6:03:15 PM	R25817
Methylene Chloride	ND	3.0		µg/L	1	4/28/2015 6:03:15 PM	R25817
n-Butylbenzene	ND	3.0		µg/L	1	4/28/2015 6:03:15 PM	R25817
n-Propylbenzene	ND	1.0		µg/L	1	4/28/2015 6:03:15 PM	R25817
sec-Butylbenzene	ND	1.0		µg/L	1	4/28/2015 6:03:15 PM	R25817
Styrene	ND	1.0		µg/L	1	4/28/2015 6:03:15 PM	R25817
tert-Butylbenzene	ND	1.0		µg/L	1	4/28/2015 6:03:15 PM	R25817
1,1,1,2-Tetrachloroethane	ND	1.0		µg/L	1	4/28/2015 6:03:15 PM	R25817
1,1,2,2-Tetrachloroethane	ND	2.0		µg/L	1	4/28/2015 6:03:15 PM	R25817
Tetrachloroethene (PCE)	ND	1.0		µg/L	1	4/28/2015 6:03:15 PM	R25817
trans-1,2-DCE	ND	1.0		µg/L	1	4/28/2015 6:03:15 PM	R25817
trans-1,3-Dichloropropene	ND	1.0		µg/L	1	4/28/2015 6:03:15 PM	R25817
1,2,3-Trichlorobenzene	ND	1.0		µg/L	1	4/28/2015 6:03:15 PM	R25817
1,2,4-Trichlorobenzene	ND	1.0		µg/L	1	4/28/2015 6:03:15 PM	R25817
1,1,1-Trichloroethane	ND	1.0		µg/L	1	4/28/2015 6:03:15 PM	R25817
1,1,2-Trichloroethane	ND	1.0		µg/L	1	4/28/2015 6:03:15 PM	R25817
Trichloroethene (TCE)	ND	1.0		µg/L	1	4/28/2015 6:03:15 PM	R25817
Trichlorofluoromethane	ND	1.0		µg/L	1	4/28/2015 6:03:15 PM	R25817
1,2,3-Trichloropropane	ND	2.0		µg/L	1	4/28/2015 6:03:15 PM	R25817
Vinyl chloride	ND	1.0		µg/L	1	4/28/2015 6:03:15 PM	R25817
Xylenes, Total	ND	1.5		µg/L	1	4/28/2015 6:03:15 PM	R25817
Surr: 1,2-Dichloroethane-d4	101	70-130		%REC	1	4/28/2015 6:03:15 PM	R25817
Surr: 4-Bromofluorobenzene	103	70-130		%REC	1	4/28/2015 6:03:15 PM	R25817
Surr: Dibromofluoromethane	110	70-130		%REC	1	4/28/2015 6:03:15 PM	R25817
Surr: Toluene-d8	103	70-130		%REC	1	4/28/2015 6:03:15 PM	R25817

Refer to the QC Summary report and sample login checklist for flagged QC data and preservation information.

Qualifiers:

*	Value exceeds Maximum Contaminant Level.	B	Analyte detected in the associated Method Blank
E	Value above quantitation range	H	Holding times for preparation or analysis exceeded
J	Analyte detected below quantitation limits	ND	Not Detected at the Reporting Limit
O	RSD is greater than RSDlimit	P	Sample pH Not In Range
R	RPD outside accepted recovery limits	RL	Reporting Detection Limit
S	Spike Recovery outside accepted recovery limits		

Hall Environmental Analysis Laboratory, Inc.

CLIENT: Public Service Company
Project: Person Generating Station
Lab ID: 1504A75-006
Matrix: AQUEOUS
Client Sample ID: PSMW-10
Collection Date: 4/22/2015 3:26:00 PM
Received Date: 4/22/2015 4:50:00 PM

Analyses	Result	RL	Qual	Units	DF	Date Analyzed	Batch
EPA METHOD 8260B: VOLATILES						Analyst: **cadg**	
Benzene	ND	1.0		µg/L	1	4/28/2015 6:32:03 PM	R25817
Toluene	ND	1.0		µg/L	1	4/28/2015 6:32:03 PM	R25817
Ethylbenzene	ND	1.0		µg/L	1	4/28/2015 6:32:03 PM	R25817
Methyl tert-butyl ether (MTBE)	ND	1.0		µg/L	1	4/28/2015 6:32:03 PM	R25817
1,2,4-Trimethylbenzene	ND	1.0		µg/L	1	4/28/2015 6:32:03 PM	R25817
1,3,5-Trimethylbenzene	ND	1.0		µg/L	1	4/28/2015 6:32:03 PM	R25817
1,2-Dichloroethane (EDC)	ND	1.0		µg/L	1	4/28/2015 6:32:03 PM	R25817
1,2-Dibromoethane (EDB)	ND	1.0		µg/L	1	4/28/2015 6:32:03 PM	R25817
Naphthalene	ND	2.0		µg/L	1	4/28/2015 6:32:03 PM	R25817
1-Methylnaphthalene	ND	4.0		µg/L	1	4/28/2015 6:32:03 PM	R25817
2-Methylnaphthalene	ND	4.0		µg/L	1	4/28/2015 6:32:03 PM	R25817
Acetone	ND	10		µg/L	1	4/28/2015 6:32:03 PM	R25817
Bromobenzene	ND	1.0		µg/L	1	4/28/2015 6:32:03 PM	R25817
Bromodichloromethane	ND	1.0		µg/L	1	4/28/2015 6:32:03 PM	R25817
Bromoform	ND	1.0		µg/L	1	4/28/2015 6:32:03 PM	R25817
Bromomethane	ND	3.0		µg/L	1	4/28/2015 6:32:03 PM	R25817
2-Butanone	ND	10		µg/L	1	4/28/2015 6:32:03 PM	R25817
Carbon disulfide	ND	10		µg/L	1	4/28/2015 6:32:03 PM	R25817
Carbon Tetrachloride	ND	1.0		µg/L	1	4/28/2015 6:32:03 PM	R25817
Chlorobenzene	ND	1.0		µg/L	1	4/28/2015 6:32:03 PM	R25817
Chloroethane	ND	2.0		µg/L	1	4/28/2015 6:32:03 PM	R25817
Chloroform	ND	1.0		µg/L	1	4/28/2015 6:32:03 PM	R25817
Chloromethane	ND	3.0		µg/L	1	4/28/2015 6:32:03 PM	R25817
2-Chlorotoluene	ND	1.0		µg/L	1	4/28/2015 6:32:03 PM	R25817
4-Chlorotoluene	ND	1.0		µg/L	1	4/28/2015 6:32:03 PM	R25817
cis-1,2-DCE	ND	1.0		µg/L	1	4/28/2015 6:32:03 PM	R25817
cis-1,3-Dichloropropene	ND	1.0		µg/L	1	4/28/2015 6:32:03 PM	R25817
1,2-Dibromo-3-chloropropane	ND	2.0		µg/L	1	4/28/2015 6:32:03 PM	R25817
Dibromochloromethane	ND	1.0		µg/L	1	4/28/2015 6:32:03 PM	R25817
Dibromomethane	ND	1.0		µg/L	1	4/28/2015 6:32:03 PM	R25817
1,2-Dichlorobenzene	ND	1.0		µg/L	1	4/28/2015 6:32:03 PM	R25817
1,3-Dichlorobenzene	ND	1.0		µg/L	1	4/28/2015 6:32:03 PM	R25817
1,4-Dichlorobenzene	ND	1.0		µg/L	1	4/28/2015 6:32:03 PM	R25817
Dichlorodifluoromethane	ND	1.0		µg/L	1	4/28/2015 6:32:03 PM	R25817
1,1-Dichloroethane	ND	1.0		µg/L	1	4/28/2015 6:32:03 PM	R25817
1,1-Dichloroethene	ND	1.0		µg/L	1	4/28/2015 6:32:03 PM	R25817
1,2-Dichloropropane	ND	1.0		µg/L	1	4/28/2015 6:32:03 PM	R25817
1,3-Dichloropropane	ND	1.0		µg/L	1	4/28/2015 6:32:03 PM	R25817
2,2-Dichloropropane	ND	2.0		µg/L	1	4/28/2015 6:32:03 PM	R25817

Refer to the QC Summary report and sample login checklist for flagged QC data and preservation information.

Qualifiers:

*	Value exceeds Maximum Contaminant Level.	B	Analyte detected in the associated Method Blank
E	Value above quantitation range	H	Holding times for preparation or analysis exceeded
J	Analyte detected below quantitation limits	ND	Not Detected at the Reporting Limit
O	RSD is greater than RSDlimit	P	Sample pH Not In Range
R	RPD outside accepted recovery limits	RL	Reporting Detection Limit
S	Spike Recovery outside accepted recovery limits		

Hall Environmental Analysis Laboratory, Inc.

CLIENT: Public Service Company
Project: Person Generating Station
Lab ID: 1504A75-006 **Matrix:** AQUEOUS

Client Sample ID: PSMW-10
Collection Date: 4/22/2015 3:26:00 PM
Received Date: 4/22/2015 4:50:00 PM

Analyses	Result	RL	Qual	Units	DF	Date Analyzed	Batch
EPA METHOD 8260B: VOLATILES						Analyst:	**cadg**
1,1-Dichloropropene	ND	1.0		µg/L	1	4/28/2015 6:32:03 PM	R25817
Hexachlorobutadiene	ND	1.0		µg/L	1	4/28/2015 6:32:03 PM	R25817
2-Hexanone	ND	10		µg/L	1	4/28/2015 6:32:03 PM	R25817
Isopropylbenzene	ND	1.0		µg/L	1	4/28/2015 6:32:03 PM	R25817
4-Isopropyltoluene	ND	1.0		µg/L	1	4/28/2015 6:32:03 PM	R25817
4-Methyl-2-pentanone	ND	10		µg/L	1	4/28/2015 6:32:03 PM	R25817
Methylene Chloride	ND	3.0		µg/L	1	4/28/2015 6:32:03 PM	R25817
n-Butylbenzene	ND	3.0		µg/L	1	4/28/2015 6:32:03 PM	R25817
n-Propylbenzene	ND	1.0		µg/L	1	4/28/2015 6:32:03 PM	R25817
sec-Butylbenzene	ND	1.0		µg/L	1	4/28/2015 6:32:03 PM	R25817
Styrene	ND	1.0		µg/L	1	4/28/2015 6:32:03 PM	R25817
tert-Butylbenzene	ND	1.0		µg/L	1	4/28/2015 6:32:03 PM	R25817
1,1,1,2-Tetrachloroethane	ND	1.0		µg/L	1	4/28/2015 6:32:03 PM	R25817
1,1,2,2-Tetrachloroethane	ND	2.0		µg/L	1	4/28/2015 6:32:03 PM	R25817
Tetrachloroethene (PCE)	ND	1.0		µg/L	1	4/28/2015 6:32:03 PM	R25817
trans-1,2-DCE	ND	1.0		µg/L	1	4/28/2015 6:32:03 PM	R25817
trans-1,3-Dichloropropene	ND	1.0		µg/L	1	4/28/2015 6:32:03 PM	R25817
1,2,3-Trichlorobenzene	ND	1.0		µg/L	1	4/28/2015 6:32:03 PM	R25817
1,2,4-Trichlorobenzene	ND	1.0		µg/L	1	4/28/2015 6:32:03 PM	R25817
1,1,1-Trichloroethane	ND	1.0		µg/L	1	4/28/2015 6:32:03 PM	R25817
1,1,2-Trichloroethane	ND	1.0		µg/L	1	4/28/2015 6:32:03 PM	R25817
Trichloroethene (TCE)	ND	1.0		µg/L	1	4/28/2015 6:32:03 PM	R25817
Trichlorofluoromethane	ND	1.0		µg/L	1	4/28/2015 6:32:03 PM	R25817
1,2,3-Trichloropropane	ND	2.0		µg/L	1	4/28/2015 6:32:03 PM	R25817
Vinyl chloride	ND	1.0		µg/L	1	4/28/2015 6:32:03 PM	R25817
Xylenes, Total	ND	1.5		µg/L	1	4/28/2015 6:32:03 PM	R25817
Surr: 1,2-Dichloroethane-d4	99.9	70-130		%REC	1	4/28/2015 6:32:03 PM	R25817
Surr: 4-Bromofluorobenzene	104	70-130		%REC	1	4/28/2015 6:32:03 PM	R25817
Surr: Dibromofluoromethane	109	70-130		%REC	1	4/28/2015 6:32:03 PM	R25817
Surr: Toluene-d8	105	70-130		%REC	1	4/28/2015 6:32:03 PM	R25817

Refer to the QC Summary report and sample login checklist for flagged QC data and preservation information.

Qualifiers:

*	Value exceeds Maximum Contaminant Level.	B	Analyte detected in the associated Method Blank
E	Value above quantitation range	H	Holding times for preparation or analysis exceeded
J	Analyte detected below quantitation limits	ND	Not Detected at the Reporting Limit
O	RSD is greater than RSDlimit	P	Sample pH Not In Range
R	RPD outside accepted recovery limits	RL	Reporting Detection Limit
S	Spike Recovery outside accepted recovery limits		

Hall Environmental Analysis Laboratory, Inc.

CLIENT: Public Service Company
Project: Person Generating Station
Lab ID: 1504A75-007 **Matrix:** AQUEOUS

Client Sample ID: PSMW-J
Collection Date: 4/22/2015 3:56:00 PM
Received Date: 4/22/2015 4:50:00 PM

Analyses	Result	RL	Qual	Units	DF	Date Analyzed	Batch
EPA METHOD 8260B: VOLATILES						Analyst: **cadg**	
Benzene	ND	1.0		µg/L	1	4/28/2015 7:00:57 PM	R25817
Toluene	ND	1.0		µg/L	1	4/28/2015 7:00:57 PM	R25817
Ethylbenzene	ND	1.0		µg/L	1	4/28/2015 7:00:57 PM	R25817
Methyl tert-butyl ether (MTBE)	ND	1.0		µg/L	1	4/28/2015 7:00:57 PM	R25817
1,2,4-Trimethylbenzene	ND	1.0		µg/L	1	4/28/2015 7:00:57 PM	R25817
1,3,5-Trimethylbenzene	ND	1.0		µg/L	1	4/28/2015 7:00:57 PM	R25817
1,2-Dichloroethane (EDC)	ND	1.0		µg/L	1	4/28/2015 7:00:57 PM	R25817
1,2-Dibromoethane (EDB)	ND	1.0		µg/L	1	4/28/2015 7:00:57 PM	R25817
Naphthalene	ND	2.0		µg/L	1	4/28/2015 7:00:57 PM	R25817
1-Methylnaphthalene	ND	4.0		µg/L	1	4/28/2015 7:00:57 PM	R25817
2-Methylnaphthalene	ND	4.0		µg/L	1	4/28/2015 7:00:57 PM	R25817
Acetone	ND	10		µg/L	1	4/28/2015 7:00:57 PM	R25817
Bromobenzene	ND	1.0		µg/L	1	4/28/2015 7:00:57 PM	R25817
Bromodichloromethane	ND	1.0		µg/L	1	4/28/2015 7:00:57 PM	R25817
Bromoform	ND	1.0		µg/L	1	4/28/2015 7:00:57 PM	R25817
Bromomethane	ND	3.0		µg/L	1	4/28/2015 7:00:57 PM	R25817
2-Butanone	ND	10		µg/L	1	4/28/2015 7:00:57 PM	R25817
Carbon disulfide	ND	10		µg/L	1	4/28/2015 7:00:57 PM	R25817
Carbon Tetrachloride	ND	1.0		µg/L	1	4/28/2015 7:00:57 PM	R25817
Chlorobenzene	ND	1.0		µg/L	1	4/28/2015 7:00:57 PM	R25817
Chloroethane	ND	2.0		µg/L	1	4/28/2015 7:00:57 PM	R25817
Chloroform	ND	1.0		µg/L	1	4/28/2015 7:00:57 PM	R25817
Chloromethane	ND	3.0		µg/L	1	4/28/2015 7:00:57 PM	R25817
2-Chlorotoluene	ND	1.0		µg/L	1	4/28/2015 7:00:57 PM	R25817
4-Chlorotoluene	ND	1.0		µg/L	1	4/28/2015 7:00:57 PM	R25817
cis-1,2-DCE	ND	1.0		µg/L	1	4/28/2015 7:00:57 PM	R25817
cis-1,3-Dichloropropene	ND	1.0		µg/L	1	4/28/2015 7:00:57 PM	R25817
1,2-Dibromo-3-chloropropane	ND	2.0		µg/L	1	4/28/2015 7:00:57 PM	R25817
Dibromochloromethane	ND	1.0		µg/L	1	4/28/2015 7:00:57 PM	R25817
Dibromomethane	ND	1.0		µg/L	1	4/28/2015 7:00:57 PM	R25817
1,2-Dichlorobenzene	ND	1.0		µg/L	1	4/28/2015 7:00:57 PM	R25817
1,3-Dichlorobenzene	ND	1.0		µg/L	1	4/28/2015 7:00:57 PM	R25817
1,4-Dichlorobenzene	ND	1.0		µg/L	1	4/28/2015 7:00:57 PM	R25817
Dichlorodifluoromethane	ND	1.0		µg/L	1	4/28/2015 7:00:57 PM	R25817
1,1-Dichloroethane	ND	1.0		µg/L	1	4/28/2015 7:00:57 PM	R25817
1,1-Dichloroethene	ND	1.0		µg/L	1	4/28/2015 7:00:57 PM	R25817
1,2-Dichloropropane	ND	1.0		µg/L	1	4/28/2015 7:00:57 PM	R25817
1,3-Dichloropropane	ND	1.0		µg/L	1	4/28/2015 7:00:57 PM	R25817
2,2-Dichloropropane	ND	2.0		µg/L	1	4/28/2015 7:00:57 PM	R25817

Refer to the QC Summary report and sample login checklist for flagged QC data and preservation information.

Qualifiers:

*	Value exceeds Maximum Contaminant Level.	B	Analyte detected in the associated Method Blank
E	Value above quantitation range	H	Holding times for preparation or analysis exceeded
J	Analyte detected below quantitation limits	ND	Not Detected at the Reporting Limit
O	RSD is greater than RSDlimit	P	Sample pH Not In Range
R	RPD outside accepted recovery limits	RL	Reporting Detection Limit
S	Spike Recovery outside accepted recovery limits		

Hall Environmental Analysis Laboratory, Inc.

CLIENT: Public Service Company
Project: Person Generating Station
Lab ID: 1504A75-007 **Matrix:** AQUEOUS

Client Sample ID: PSMW-J
Collection Date: 4/22/2015 3:56:00 PM
Received Date: 4/22/2015 4:50:00 PM

Analyses	Result	RL	Qual	Units	DF	Date Analyzed	Batch
EPA METHOD 8260B: VOLATILES						Analyst:	**cadg**
1,1-Dichloropropene	ND	1.0		µg/L	1	4/28/2015 7:00:57 PM	R25817
Hexachlorobutadiene	ND	1.0		µg/L	1	4/28/2015 7:00:57 PM	R25817
2-Hexanone	ND	10		µg/L	1	4/28/2015 7:00:57 PM	R25817
Isopropylbenzene	ND	1.0		µg/L	1	4/28/2015 7:00:57 PM	R25817
4-Isopropyltoluene	ND	1.0		µg/L	1	4/28/2015 7:00:57 PM	R25817
4-Methyl-2-pentanone	ND	10		µg/L	1	4/28/2015 7:00:57 PM	R25817
Methylene Chloride	ND	3.0		µg/L	1	4/28/2015 7:00:57 PM	R25817
n-Butylbenzene	ND	3.0		µg/L	1	4/28/2015 7:00:57 PM	R25817
n-Propylbenzene	ND	1.0		µg/L	1	4/28/2015 7:00:57 PM	R25817
sec-Butylbenzene	ND	1.0		µg/L	1	4/28/2015 7:00:57 PM	R25817
Styrene	ND	1.0		µg/L	1	4/28/2015 7:00:57 PM	R25817
tert-Butylbenzene	ND	1.0		µg/L	1	4/28/2015 7:00:57 PM	R25817
1,1,1,2-Tetrachloroethane	ND	1.0		µg/L	1	4/28/2015 7:00:57 PM	R25817
1,1,2,2-Tetrachloroethane	ND	2.0		µg/L	1	4/28/2015 7:00:57 PM	R25817
Tetrachloroethene (PCE)	ND	1.0		µg/L	1	4/28/2015 7:00:57 PM	R25817
trans-1,2-DCE	ND	1.0		µg/L	1	4/28/2015 7:00:57 PM	R25817
trans-1,3-Dichloropropene	ND	1.0		µg/L	1	4/28/2015 7:00:57 PM	R25817
1,2,3-Trichlorobenzene	ND	1.0		µg/L	1	4/28/2015 7:00:57 PM	R25817
1,2,4-Trichlorobenzene	ND	1.0		µg/L	1	4/28/2015 7:00:57 PM	R25817
1,1,1-Trichloroethane	ND	1.0		µg/L	1	4/28/2015 7:00:57 PM	R25817
1,1,2-Trichloroethane	ND	1.0		µg/L	1	4/28/2015 7:00:57 PM	R25817
Trichloroethene (TCE)	ND	1.0		µg/L	1	4/28/2015 7:00:57 PM	R25817
Trichlorofluoromethane	ND	1.0		µg/L	1	4/28/2015 7:00:57 PM	R25817
1,2,3-Trichloropropane	ND	2.0		µg/L	1	4/28/2015 7:00:57 PM	R25817
Vinyl chloride	ND	1.0		µg/L	1	4/28/2015 7:00:57 PM	R25817
Xylenes, Total	ND	1.5		µg/L	1	4/28/2015 7:00:57 PM	R25817
Surr: 1,2-Dichloroethane-d4	102	70-130		%REC	1	4/28/2015 7:00:57 PM	R25817
Surr: 4-Bromofluorobenzene	105	70-130		%REC	1	4/28/2015 7:00:57 PM	R25817
Surr: Dibromofluoromethane	116	70-130		%REC	1	4/28/2015 7:00:57 PM	R25817
Surr: Toluene-d8	106	70-130		%REC	1	4/28/2015 7:00:57 PM	R25817

Refer to the QC Summary report and sample login checklist for flagged QC data and preservation information.

Qualifiers:

*	Value exceeds Maximum Contaminant Level.	B	Analyte detected in the associated Method Blank
E	Value above quantitation range	H	Holding times for preparation or analysis exceeded
J	Analyte detected below quantitation limits	ND	Not Detected at the Reporting Limit
O	RSD is greater than RSDlimit	P	Sample pH Not In Range
R	RPD outside accepted recovery limits	RL	Reporting Detection Limit
S	Spike Recovery outside accepted recovery limits		

Hall Environmental Analysis Laboratory, Inc.

CLIENT: Public Service Company
Project: Person Generating Station
Lab ID: 1504A75-008
Client Sample ID: TRIP BLANK
Collection Date:
Matrix: TRIP BLANK
Received Date: 4/22/2015 4:50:00 PM

Analyses	Result	RL	Qual	Units	DF	Date Analyzed	Batch
EPA METHOD 8260B: VOLATILES						Analyst:	**cadg**
Benzene	ND	1.0		µg/L	1	4/28/2015 7:29:43 PM	R25817
Toluene	ND	1.0		µg/L	1	4/28/2015 7:29:43 PM	R25817
Ethylbenzene	ND	1.0		µg/L	1	4/28/2015 7:29:43 PM	R25817
Methyl tert-butyl ether (MTBE)	ND	1.0		µg/L	1	4/28/2015 7:29:43 PM	R25817
1,2,4-Trimethylbenzene	ND	1.0		µg/L	1	4/28/2015 7:29:43 PM	R25817
1,3,5-Trimethylbenzene	ND	1.0		µg/L	1	4/28/2015 7:29:43 PM	R25817
1,2-Dichloroethane (EDC)	ND	1.0		µg/L	1	4/28/2015 7:29:43 PM	R25817
1,2-Dibromoethane (EDB)	ND	1.0		µg/L	1	4/28/2015 7:29:43 PM	R25817
Naphthalene	ND	2.0		µg/L	1	4/28/2015 7:29:43 PM	R25817
1-Methylnaphthalene	ND	4.0		µg/L	1	4/28/2015 7:29:43 PM	R25817
2-Methylnaphthalene	ND	4.0		µg/L	1	4/28/2015 7:29:43 PM	R25817
Acetone	ND	10		µg/L	1	4/28/2015 7:29:43 PM	R25817
Bromobenzene	ND	1.0		µg/L	1	4/28/2015 7:29:43 PM	R25817
Bromodichloromethane	ND	1.0		µg/L	1	4/28/2015 7:29:43 PM	R25817
Bromoform	ND	1.0		µg/L	1	4/28/2015 7:29:43 PM	R25817
Bromomethane	ND	3.0		µg/L	1	4/28/2015 7:29:43 PM	R25817
2-Butanone	ND	10		µg/L	1	4/28/2015 7:29:43 PM	R25817
Carbon disulfide	ND	10		µg/L	1	4/28/2015 7:29:43 PM	R25817
Carbon Tetrachloride	ND	1.0		µg/L	1	4/28/2015 7:29:43 PM	R25817
Chlorobenzene	ND	1.0		µg/L	1	4/28/2015 7:29:43 PM	R25817
Chloroethane	ND	2.0		µg/L	1	4/28/2015 7:29:43 PM	R25817
Chloroform	ND	1.0		µg/L	1	4/28/2015 7:29:43 PM	R25817
Chloromethane	ND	3.0		µg/L	1	4/28/2015 7:29:43 PM	R25817
2-Chlorotoluene	ND	1.0		µg/L	1	4/28/2015 7:29:43 PM	R25817
4-Chlorotoluene	ND	1.0		µg/L	1	4/28/2015 7:29:43 PM	R25817
cis-1,2-DCE	ND	1.0		µg/L	1	4/28/2015 7:29:43 PM	R25817
cis-1,3-Dichloropropene	ND	1.0		µg/L	1	4/28/2015 7:29:43 PM	R25817
1,2-Dibromo-3-chloropropane	ND	2.0		µg/L	1	4/28/2015 7:29:43 PM	R25817
Dibromochloromethane	ND	1.0		µg/L	1	4/28/2015 7:29:43 PM	R25817
Dibromomethane	ND	1.0		µg/L	1	4/28/2015 7:29:43 PM	R25817
1,2-Dichlorobenzene	ND	1.0		µg/L	1	4/28/2015 7:29:43 PM	R25817
1,3-Dichlorobenzene	ND	1.0		µg/L	1	4/28/2015 7:29:43 PM	R25817
1,4-Dichlorobenzene	ND	1.0		µg/L	1	4/28/2015 7:29:43 PM	R25817
Dichlorodifluoromethane	ND	1.0		µg/L	1	4/28/2015 7:29:43 PM	R25817
1,1-Dichloroethane	ND	1.0		µg/L	1	4/28/2015 7:29:43 PM	R25817
1,1-Dichloroethene	ND	1.0		µg/L	1	4/28/2015 7:29:43 PM	R25817
1,2-Dichloropropane	ND	1.0		µg/L	1	4/28/2015 7:29:43 PM	R25817
1,3-Dichloropropane	ND	1.0		µg/L	1	4/28/2015 7:29:43 PM	R25817
2,2-Dichloropropane	ND	2.0		µg/L	1	4/28/2015 7:29:43 PM	R25817

Refer to the QC Summary report and sample login checklist for flagged QC data and preservation information.

Qualifiers:

*	Value exceeds Maximum Contaminant Level.	B	Analyte detected in the associated Method Blank
E	Value above quantitation range	H	Holding times for preparation or analysis exceeded
J	Analyte detected below quantitation limits	ND	Not Detected at the Reporting Limit
O	RSD is greater than RSDlimit	P	Sample pH Not In Range
R	RPD outside accepted recovery limits	RL	Reporting Detection Limit
S	Spike Recovery outside accepted recovery limits		

Hall Environmental Analysis Laboratory, Inc.

CLIENT: Public Service Company
Project: Person Generating Station
Lab ID: 1504A75-008
Matrix: TRIP BLANK
Client Sample ID: TRIP BLANK
Collection Date:
Received Date: 4/22/2015 4:50:00 PM

Analyses	Result	RL	Qual	Units	DF	Date Analyzed	Batch
EPA METHOD 8260B: VOLATILES						Analyst:	**cadg**
1,1-Dichloropropene	ND	1.0		µg/L	1	4/28/2015 7:29:43 PM	R25817
Hexachlorobutadiene	ND	1.0		µg/L	1	4/28/2015 7:29:43 PM	R25817
2-Hexanone	ND	10		µg/L	1	4/28/2015 7:29:43 PM	R25817
Isopropylbenzene	ND	1.0		µg/L	1	4/28/2015 7:29:43 PM	R25817
4-Isopropyltoluene	ND	1.0		µg/L	1	4/28/2015 7:29:43 PM	R25817
4-Methyl-2-pentanone	ND	10		µg/L	1	4/28/2015 7:29:43 PM	R25817
Methylene Chloride	ND	3.0		µg/L	1	4/28/2015 7:29:43 PM	R25817
n-Butylbenzene	ND	3.0		µg/L	1	4/28/2015 7:29:43 PM	R25817
n-Propylbenzene	ND	1.0		µg/L	1	4/28/2015 7:29:43 PM	R25817
sec-Butylbenzene	ND	1.0		µg/L	1	4/28/2015 7:29:43 PM	R25817
Styrene	ND	1.0		µg/L	1	4/28/2015 7:29:43 PM	R25817
tert-Butylbenzene	ND	1.0		µg/L	1	4/28/2015 7:29:43 PM	R25817
1,1,1,2-Tetrachloroethane	ND	1.0		µg/L	1	4/28/2015 7:29:43 PM	R25817
1,1,2,2-Tetrachloroethane	ND	2.0		µg/L	1	4/28/2015 7:29:43 PM	R25817
Tetrachloroethene (PCE)	ND	1.0		µg/L	1	4/28/2015 7:29:43 PM	R25817
trans-1,2-DCE	ND	1.0		µg/L	1	4/28/2015 7:29:43 PM	R25817
trans-1,3-Dichloropropene	ND	1.0		µg/L	1	4/28/2015 7:29:43 PM	R25817
1,2,3-Trichlorobenzene	ND	1.0		µg/L	1	4/28/2015 7:29:43 PM	R25817
1,2,4-Trichlorobenzene	ND	1.0		µg/L	1	4/28/2015 7:29:43 PM	R25817
1,1,1-Trichloroethane	ND	1.0		µg/L	1	4/28/2015 7:29:43 PM	R25817
1,1,2-Trichloroethane	ND	1.0		µg/L	1	4/28/2015 7:29:43 PM	R25817
Trichloroethene (TCE)	ND	1.0		µg/L	1	4/28/2015 7:29:43 PM	R25817
Trichlorofluoromethane	ND	1.0		µg/L	1	4/28/2015 7:29:43 PM	R25817
1,2,3-Trichloropropane	ND	2.0		µg/L	1	4/28/2015 7:29:43 PM	R25817
Vinyl chloride	ND	1.0		µg/L	1	4/28/2015 7:29:43 PM	R25817
Xylenes, Total	ND	1.5		µg/L	1	4/28/2015 7:29:43 PM	R25817
Surr: 1,2-Dichloroethane-d4	104	70-130		%REC	1	4/28/2015 7:29:43 PM	R25817
Surr: 4-Bromofluorobenzene	99.9	70-130		%REC	1	4/28/2015 7:29:43 PM	R25817
Surr: Dibromofluoromethane	111	70-130		%REC	1	4/28/2015 7:29:43 PM	R25817
Surr: Toluene-d8	104	70-130		%REC	1	4/28/2015 7:29:43 PM	R25817

Refer to the QC Summary report and sample login checklist for flagged QC data and preservation information.

Qualifiers:

*	Value exceeds Maximum Contaminant Level.	B	Analyte detected in the associated Method Blank
E	Value above quantitation range	H	Holding times for preparation or analysis exceeded
J	Analyte detected below quantitation limits	ND	Not Detected at the Reporting Limit
O	RSD is greater than RSDlimit	P	Sample pH Not In Range
R	RPD outside accepted recovery limits	RL	Reporting Detection Limit
S	Spike Recovery outside accepted recovery limits		

QC SUMMARY REPORT

Hall Environmental Analysis Laboratory, Inc.

WO#: **1504A75**

29-Apr-15

Client: Public Service Company
Project: Person Generating Station

Sample ID **5mL rb**	SampType: **MBLK**	TestCode: **EPA Method 8260B: VOLATILES**	
Client ID: **PBW**	Batch ID: **R25817**	RunNo: **25817**	
Prep Date:	Analysis Date: **4/28/2015**	SeqNo: **765170**	Units: **µg/L**

Analyte	Result	PQL	SPK value	SPK Ref Val	%REC	LowLimit	HighLimit	%RPD	RPDLimit	Qual
Benzene	ND	1.0								
Toluene	ND	1.0								
Ethylbenzene	ND	1.0								
Methyl tert-butyl ether (MTBE)	ND	1.0								
1,2,4-Trimethylbenzene	ND	1.0								
1,3,5-Trimethylbenzene	ND	1.0								
1,2-Dichloroethane (EDC)	ND	1.0								
1,2-Dibromoethane (EDB)	ND	1.0								
Naphthalene	ND	2.0								
1-Methylnaphthalene	ND	4.0								
2-Methylnaphthalene	ND	4.0								
Acetone	ND	10								
Bromobenzene	ND	1.0								
Bromodichloromethane	ND	1.0								
Bromoform	ND	1.0								
Bromomethane	ND	3.0								
2-Butanone	ND	10								
Carbon disulfide	ND	10								
Carbon Tetrachloride	ND	1.0								
Chlorobenzene	ND	1.0								
Chloroethane	ND	2.0								
Chloroform	ND	1.0								
Chloromethane	ND	3.0								
2-Chlorotoluene	ND	1.0								
4-Chlorotoluene	ND	1.0								
cis-1,2-DCE	ND	1.0								
cis-1,3-Dichloropropene	ND	1.0								
1,2-Dibromo-3-chloropropane	ND	2.0								
Dibromochloromethane	ND	1.0								
Dibromomethane	ND	1.0								
1,2-Dichlorobenzene	ND	1.0								
1,3-Dichlorobenzene	ND	1.0								
1,4-Dichlorobenzene	ND	1.0								
Dichlorodifluoromethane	ND	1.0								
1,1-Dichloroethane	ND	1.0								
1,1-Dichloroethene	ND	1.0								
1,2-Dichloropropane	ND	1.0								
1,3-Dichloropropane	ND	1.0								
2,2-Dichloropropane	ND	2.0								

Qualifiers:

*	Value exceeds Maximum Contaminant Level.	B	Analyte detected in the associated Method Blank
E	Value above quantitation range	H	Holding times for preparation or analysis exceeded
J	Analyte detected below quantitation limits	ND	Not Detected at the Reporting Limit
O	RSD is greater than RSDlimit	P	Sample pH Not In Range
R	RPD outside accepted recovery limits	RL	Reporting Detection Limit
S	Spike Recovery outside accepted recovery limits		

QC SUMMARY REPORT

Hall Environmental Analysis Laboratory, Inc.

WO#: **1504A75**

29-Apr-15

Client: Public Service Company
Project: Person Generating Station

Sample ID **5mL rb** SampType: **MBLK** TestCode: **EPA Method 8260B: VOLATILES**
Client ID: **PBW** Batch ID: **R25817** RunNo: **25817**
Prep Date: Analysis Date: **4/28/2015** SeqNo: **765170** Units: **µg/L**

Analyte	Result	PQL	SPK value	SPK Ref Val	%REC	LowLimit	HighLimit	%RPD	RPDLimit	Qual
1,1-Dichloropropene	ND	1.0								
Hexachlorobutadiene	ND	1.0								
2-Hexanone	ND	10								
Isopropylbenzene	ND	1.0								
4-Isopropyltoluene	ND	1.0								
4-Methyl-2-pentanone	ND	10								
Methylene Chloride	ND	3.0								
n-Butylbenzene	ND	3.0								
n-Propylbenzene	ND	1.0								
sec-Butylbenzene	ND	1.0								
Styrene	ND	1.0								
tert-Butylbenzene	ND	1.0								
1,1,1,2-Tetrachloroethane	ND	1.0								
1,1,2,2-Tetrachloroethane	ND	2.0								
Tetrachloroethene (PCE)	ND	1.0								
trans-1,2-DCE	ND	1.0								
trans-1,3-Dichloropropene	ND	1.0								
1,2,3-Trichlorobenzene	ND	1.0								
1,2,4-Trichlorobenzene	ND	1.0								
1,1,1-Trichloroethane	ND	1.0								
1,1,2-Trichloroethane	ND	1.0								
Trichloroethene (TCE)	ND	1.0								
Trichlorofluoromethane	ND	1.0								
1,2,3-Trichloropropane	ND	2.0								
Vinyl chloride	ND	1.0								
Xylenes, Total	ND	1.5								
Surr: 1,2-Dichloroethane-d4	9.9		10.00		99.2	70	130			
Surr: 4-Bromofluorobenzene	10		10.00		104	70	130			
Surr: Dibromofluoromethane	10		10.00		104	70	130			
Surr: Toluene-d8	10		10.00		105	70	130			

Sample ID **100ng lcs1** SampType: **LCS** TestCode: **EPA Method 8260B: VOLATILES**
Client ID: **LCSW** Batch ID: **R25817** RunNo: **25817**
Prep Date: Analysis Date: **4/28/2015** SeqNo: **765172** Units: **µg/L**

Analyte	Result	PQL	SPK value	SPK Ref Val	%REC	LowLimit	HighLimit	%RPD	RPDLimit	Qual
Benzene	21	1.0	20.00	0	107	70	130			
Toluene	21	1.0	20.00	0	104	70	130			
Chlorobenzene	21	1.0	20.00	0	105	70	130			

Qualifiers:

*	Value exceeds Maximum Contaminant Level.	B	Analyte detected in the associated Method Blank
E	Value above quantitation range	H	Holding times for preparation or analysis exceeded
J	Analyte detected below quantitation limits	ND	Not Detected at the Reporting Limit
O	RSD is greater than RSDlimit	P	Sample pH Not In Range
R	RPD outside accepted recovery limits	RL	Reporting Detection Limit
S	Spike Recovery outside accepted recovery limits		

QC SUMMARY REPORT

Hall Environmental Analysis Laboratory, Inc.

WO#: **1504A75**

29-Apr-15

Client: Public Service Company
Project: Person Generating Station

Sample ID **100ng lcs1** SampType: **LCS** TestCode: **EPA Method 8260B: VOLATILES**
Client ID: **LCSW** Batch ID: **R25817** RunNo: **25817**
Prep Date: Analysis Date: **4/28/2015** SeqNo: **765172** Units: **µg/L**

Analyte	Result	PQL	SPK value	SPK Ref Val	%REC	LowLimit	HighLimit	%RPD	RPDLimit	Qual
1,1-Dichloroethene	24	1.0	20.00	0	121	75.6	144			
Trichloroethene (TCE)	21	1.0	20.00	0	105	70	130			
Surr: 1,2-Dichloroethane-d4	10		10.00		104	70	130			
Surr: 4-Bromofluorobenzene	11		10.00		112	70	130			
Surr: Dibromofluoromethane	11		10.00		113	70	130			
Surr: Toluene-d8	10		10.00		102	70	130			

Sample ID **1504a75-001a ms** SampType: **MS** TestCode: **EPA Method 8260B: VOLATILES**
Client ID: **PSMW-7R** Batch ID: **R25817** RunNo: **25817**
Prep Date: Analysis Date: **4/28/2015** SeqNo: **765540** Units: **µg/L**

Analyte	Result	PQL	SPK value	SPK Ref Val	%REC	LowLimit	HighLimit	%RPD	RPDLimit	Qual
Benzene	22	1.0	20.00	0.1638	109	70	130			
Toluene	20	1.0	20.00	0	102	70	130			
Chlorobenzene	20	1.0	20.00	0.1074	102	70	130			
1,1-Dichloroethene	24	1.0	20.00	0.2544	118	70	130			
Trichloroethene (TCE)	18	1.0	20.00	0	92.5	70	130			
Surr: 1,2-Dichloroethane-d4	10		10.00		101	70	130			
Surr: 4-Bromofluorobenzene	10		10.00		103	70	130			
Surr: Dibromofluoromethane	11		10.00		111	70	130			
Surr: Toluene-d8	10		10.00		104	70	130			

Sample ID **1504a75-001a msd** SampType: **MSD** TestCode: **EPA Method 8260B: VOLATILES**
Client ID: **PSMW-7R** Batch ID: **R25817** RunNo: **25817**
Prep Date: Analysis Date: **4/28/2015** SeqNo: **765541** Units: **µg/L**

Analyte	Result	PQL	SPK value	SPK Ref Val	%REC	LowLimit	HighLimit	%RPD	RPDLimit	Qual
Benzene	20	1.0	20.00	0.1638	99.3	70	130	9.45	20	
Toluene	20	1.0	20.00	0	98.0	70	130	4.32	20	
Chlorobenzene	19	1.0	20.00	0.1074	96.1	70	130	5.63	20	
1,1-Dichloroethene	21	1.0	20.00	0.2544	105	70	130	11.2	20	
Trichloroethene (TCE)	17	1.0	20.00	0	84.8	70	130	8.63	20	
Surr: 1,2-Dichloroethane-d4	9.7		10.00		97.3	70	130	0	0	
Surr: 4-Bromofluorobenzene	11		10.00		107	70	130	0	0	
Surr: Dibromofluoromethane	11		10.00		106	70	130	0	0	
Surr: Toluene-d8	10		10.00		104	70	130	0	0	

Qualifiers:

- * Value exceeds Maximum Contaminant Level.
- E Value above quantitation range
- J Analyte detected below quantitation limits
- O RSD is greater than RSDlimit
- R RPD outside accepted recovery limits
- S Spike Recovery outside accepted recovery limits
- B Analyte detected in the associated Method Blank
- H Holding times for preparation or analysis exceeded
- ND Not Detected at the Reporting Limit
- P Sample pH Not In Range
- RL Reporting Detection Limit

HALL ENVIRONMENTAL ANALYSIS LABORATORY

Hall Environmental Analysis Laboratory
4901 Hawkins NE
Albuquerque, NM 87109
TEL: 505-345-3975 FAX: 505-345-4107
Website: www.hallenvironmental.com

Sample Log-In Check List

Client Name: **PNM Aztec** Work Order Number: **1504A75** RcptNo: **1**

Received by/date: 04/22/15

Logged By: **Ashley Gallegos** **4/22/2015 4:50:00 PM**

Completed By: **Ashley Gallegos** **4/24/2015 11:01:41 AM**

Reviewed By:

Chain of Custody

1. Custody seals intact on sample bottles? Yes ☐ No ☐ Not Present ☑
2. Is Chain of Custody complete? Yes ☑ No ☐ Not Present ☐
3. How was the sample delivered? Client

Log In

4. Was an attempt made to cool the samples? Yes ☑ No ☐ NA ☐
5. Were all samples received at a temperature of >0° C to 6.0°C Yes ☑ No ☐ NA ☐
6. Sample(s) in proper container(s)? Yes ☑ No ☐
7. Sufficient sample volume for indicated test(s)? Yes ☑ No ☐
8. Are samples (except VOA and ONG) properly preserved? Yes ☑ No ☐
9. Was preservative added to bottles? Yes ☐ No ☑ NA ☐
10. VOA vials have zero headspace? Yes ☑ No ☐ No VOA Vials ☐
11. Were any sample containers received broken? Yes ☐ No ☑ # of preserved bottles checked for pH:
12. Does paperwork match bottle labels? Yes ☑ No ☐ (<2 or >12 unless noted)
    (Note discrepancies on chain of custody)
13. Are matrices correctly identified on Chain of Custody? Yes ☑ No ☐ Adjusted?
14. Is it clear what analyses were requested? Yes ☑ No ☐
15. Were all holding times able to be met? Yes ☑ No ☐ Checked by:
    (If no, notify customer for authorization.)

Special Handling (if applicable)

16. Was client notified of all discrepancies with this order? Yes ☐ No ☐ NA ☑

Person Notified: Date

By Whom: Via: ☐ eMail ☐ Phone ☐ Fax ☐ In Person

Regarding:

Client Instructions:

17. Additional remarks:

18. Cooler Information

Cooler No	Temp °C	Condition	Seal Intact	Seal No	Seal Date	Signed By
1	1.0	Good	Not Present			

Chain-of-Custody Record

Client: PNM - John Hale
MS-2100
Mailing Address: 2401 AZTEC NE 87107
Albuquerque, NM
Phone #: 241-2014
email or Fax#: [redacted]
QA/QC Package: John.hale@PNMResources.com
☒ Standard ☐ Level 4 (Full Validation)
Accreditation
☐ NELAP ☐ Other
☐ EDD (Type)

Turn-Around Time:
☒ Standard ☐ Rush
Project Name: Person Generating Station
Project #: Semi Annual Spring 2015
Project Manager: John Hale
Sampler: Mark Sikelianos
On Ice: ☒ Yes ☐ No
Sample Temperature: 1.0

HALL ENVIRONMENTAL ANALYSIS LABORATORY
www.hallenvironmental.com
4901 Hawkins NE - Albuquerque, NM 87109
Tel. 505-345-3975 Fax 505-345-4107

Analysis Request

Date	Time	Matrix	Sample Request ID	Container Type and #	Preservative Type	HEAL No. 1504A75	BTEX + MTBE + TMB's (8021)	BTEX + MTBE + TPH (Gas only)	TPH 8015B (GRO / DRO / MRO)	TPH (Method 418.1)	EDB (Method 504.1)	PAH's (8310 or 8270 SIMS)	RCRA 8 Metals	Anions (F,Cl,NO_3,NO_2,PO_4,SO_4)	8081 Pesticides / 8082 PCB's	8260B (VOA)	8270 (Semi-VOA)					Air Bubbles (Y or N)
4/22/15	1055	Aqueous	PSMW-7R	3-40ml VOAs	HCl	-001										X						
"	1200	"	PSMW-1R	"	"	-002										X						
"	1230	"	PSMW-A	"	"	-003										X						
"	1420	"	PSMW-8B	"	"	-004										X						
"	1450	"	PSMW-11R	"	"	-005										X						
"	1526	"	PSMW-10	"	"	-006										X						
"	1556	"	PSMW-J	"	"	-007										X						
"		"	Trip Blank	2-40ml VOAs	HCl	-008										X						

Date:	Time:	Relinquished by:	Received by:	Date	Time
4/22/15	1650	[signature]	Anna Gallegos	04/22/15	1650
Date:	Time:	Relinquished by:	Received by:	Date	Time

Remarks:

If necessary, samples submitted to Hall Environmental may be subcontracted to other accredited laboratories. This serves as notice of this possibility. Any sub-contracted data will be clearly notated on the analytical report.

HALL
ENVIRONMENTAL
ANALYSIS
LABORATORY

Hall Environmental Analysis Laboratory
4901 Hawkins NE
Albuquerque, NM 87109
TEL: 505-345-3975 FAX: 505-345-4107
Website: www.hallenvironmental.com

April 30, 2015

John Hale
Public Service Company
2401 Aztec, NE #Z110
Albuquerque, NM 87107
TEL: (505) 241-2014
FAX (505) 241-4306

RE: Person Generating Station OrderNo.: 1504A57

Dear John Hale:

Hall Environmental Analysis Laboratory received 5 sample(s) on 4/23/2015 for the analyses presented in the following report.

These were analyzed according to EPA procedures or equivalent. To access our accredited tests please go to www.hallenvironmental.com or the state specific web sites. In order to properly interpret your results it is imperative that you review this report in its entirety. See the sample checklist and/or the Chain of Custody for information regarding the sample receipt temperature and preservation. Data qualifiers or a narrative will be provided if the sample analysis or analytical quality control parameters require a flag. When necessary, data qualifers are provided on both the sample analysis report and the QC summary report, both sections should be reviewed. All samples are reported, as received, unless otherwise indicated. Lab measurement of analytes considered field parameters that require analysis within 15 minutes of sampling such as pH and residual chlorine are qualified as being analyzed outside of the recommended holding time.

Please don't hesitate to contact HEAL for any additional information or clarifications.

ADHS Cert #AZ0682 -- NMED-DWB Cert #NM9425 -- NMED-Micro Cert #NM0190

Sincerely,

Andy Freeman
Laboratory Manager
4901 Hawkins NE
Albuquerque, NM 87109

Hall Environmental Analysis Laboratory, Inc.

CLIENT: Public Service Company
Project: Person Generating Station
Lab ID: 1504A57-001 **Matrix:** AQUEOUS

Client Sample ID: PSMW 24-500
Collection Date: 4/23/2015 11:52:00 AM
Received Date: 4/23/2015 5:00:00 PM

Analyses	Result	RL	Qual	Units	DF	Date Analyzed	Batch
EPA METHOD 8260B: VOLATILES						Analyst:	**RAA**
Benzene	ND	1.0		µg/L	1	4/29/2015 2:55:10 PM	R25866
Toluene	ND	1.0		µg/L	1	4/29/2015 2:55:10 PM	R25866
Ethylbenzene	ND	1.0		µg/L	1	4/29/2015 2:55:10 PM	R25866
Methyl tert-butyl ether (MTBE)	ND	1.0		µg/L	1	4/29/2015 2:55:10 PM	R25866
1,2,4-Trimethylbenzene	ND	1.0		µg/L	1	4/29/2015 2:55:10 PM	R25866
1,3,5-Trimethylbenzene	ND	1.0		µg/L	1	4/29/2015 2:55:10 PM	R25866
1,2-Dichloroethane (EDC)	ND	1.0		µg/L	1	4/29/2015 2:55:10 PM	R25866
1,2-Dibromoethane (EDB)	ND	1.0		µg/L	1	4/29/2015 2:55:10 PM	R25866
Naphthalene	ND	2.0		µg/L	1	4/29/2015 2:55:10 PM	R25866
1-Methylnaphthalene	ND	4.0		µg/L	1	4/29/2015 2:55:10 PM	R25866
2-Methylnaphthalene	ND	4.0		µg/L	1	4/29/2015 2:55:10 PM	R25866
Acetone	ND	10		µg/L	1	4/29/2015 2:55:10 PM	R25866
Bromobenzene	ND	1.0		µg/L	1	4/29/2015 2:55:10 PM	R25866
Bromodichloromethane	ND	1.0		µg/L	1	4/29/2015 2:55:10 PM	R25866
Bromoform	ND	1.0		µg/L	1	4/29/2015 2:55:10 PM	R25866
Bromomethane	ND	3.0		µg/L	1	4/29/2015 2:55:10 PM	R25866
2-Butanone	ND	10		µg/L	1	4/29/2015 2:55:10 PM	R25866
Carbon disulfide	ND	10		µg/L	1	4/29/2015 2:55:10 PM	R25866
Carbon Tetrachloride	ND	1.0		µg/L	1	4/29/2015 2:55:10 PM	R25866
Chlorobenzene	ND	1.0		µg/L	1	4/29/2015 2:55:10 PM	R25866
Chloroethane	ND	2.0		µg/L	1	4/29/2015 2:55:10 PM	R25866
Chloroform	1.5	1.0		µg/L	1	4/29/2015 2:55:10 PM	R25866
Chloromethane	ND	3.0		µg/L	1	4/29/2015 2:55:10 PM	R25866
2-Chlorotoluene	ND	1.0		µg/L	1	4/29/2015 2:55:10 PM	R25866
4-Chlorotoluene	ND	1.0		µg/L	1	4/29/2015 2:55:10 PM	R25866
cis-1,2-DCE	ND	1.0		µg/L	1	4/29/2015 2:55:10 PM	R25866
cis-1,3-Dichloropropene	ND	1.0		µg/L	1	4/29/2015 2:55:10 PM	R25866
1,2-Dibromo-3-chloropropane	ND	2.0		µg/L	1	4/29/2015 2:55:10 PM	R25866
Dibromochloromethane	ND	1.0		µg/L	1	4/29/2015 2:55:10 PM	R25866
Dibromomethane	ND	1.0		µg/L	1	4/29/2015 2:55:10 PM	R25866
1,2-Dichlorobenzene	ND	1.0		µg/L	1	4/29/2015 2:55:10 PM	R25866
1,3-Dichlorobenzene	ND	1.0		µg/L	1	4/29/2015 2:55:10 PM	R25866
1,4-Dichlorobenzene	ND	1.0		µg/L	1	4/29/2015 2:55:10 PM	R25866
Dichlorodifluoromethane	ND	1.0		µg/L	1	4/29/2015 2:55:10 PM	R25866
1,1-Dichloroethane	ND	1.0		µg/L	1	4/29/2015 2:55:10 PM	R25866
1,1-Dichloroethene	ND	1.0		µg/L	1	4/29/2015 2:55:10 PM	R25866
1,2-Dichloropropane	ND	1.0		µg/L	1	4/29/2015 2:55:10 PM	R25866
1,3-Dichloropropane	ND	1.0		µg/L	1	4/29/2015 2:55:10 PM	R25866
2,2-Dichloropropane	ND	2.0		µg/L	1	4/29/2015 2:55:10 PM	R25866

Refer to the QC Summary report and sample login checklist for flagged QC data and preservation information.

Qualifiers:

*	Value exceeds Maximum Contaminant Level.	B	Analyte detected in the associated Method Blank
E	Value above quantitation range	H	Holding times for preparation or analysis exceeded
J	Analyte detected below quantitation limits	ND	Not Detected at the Reporting Limit
O	RSD is greater than RSDlimit	P	Sample pH Not In Range
R	RPD outside accepted recovery limits	RL	Reporting Detection Limit
S	Spike Recovery outside accepted recovery limits		

Hall Environmental Analysis Laboratory, Inc.

CLIENT: Public Service Company
Project: Person Generating Station
Lab ID: 1504A57-001
Matrix: AQUEOUS
Client Sample ID: PSMW 24-500
Collection Date: 4/23/2015 11:52:00 AM
Received Date: 4/23/2015 5:00:00 PM

Analyses	Result	RL	Qual	Units	DF	Date Analyzed	Batch
EPA METHOD 8260B: VOLATILES						Analyst: **RAA**	
1,1-Dichloropropene	ND	1.0		µg/L	1	4/29/2015 2:55:10 PM	R25866
Hexachlorobutadiene	ND	1.0		µg/L	1	4/29/2015 2:55:10 PM	R25866
2-Hexanone	ND	10		µg/L	1	4/29/2015 2:55:10 PM	R25866
Isopropylbenzene	ND	1.0		µg/L	1	4/29/2015 2:55:10 PM	R25866
4-Isopropyltoluene	ND	1.0		µg/L	1	4/29/2015 2:55:10 PM	R25866
4-Methyl-2-pentanone	ND	10		µg/L	1	4/29/2015 2:55:10 PM	R25866
Methylene Chloride	ND	3.0		µg/L	1	4/29/2015 2:55:10 PM	R25866
n-Butylbenzene	ND	3.0		µg/L	1	4/29/2015 2:55:10 PM	R25866
n-Propylbenzene	ND	1.0		µg/L	1	4/29/2015 2:55:10 PM	R25866
sec-Butylbenzene	ND	1.0		µg/L	1	4/29/2015 2:55:10 PM	R25866
Styrene	ND	1.0		µg/L	1	4/29/2015 2:55:10 PM	R25866
tert-Butylbenzene	ND	1.0		µg/L	1	4/29/2015 2:55:10 PM	R25866
1,1,1,2-Tetrachloroethane	ND	1.0		µg/L	1	4/29/2015 2:55:10 PM	R25866
1,1,2,2-Tetrachloroethane	ND	2.0		µg/L	1	4/29/2015 2:55:10 PM	R25866
Tetrachloroethene (PCE)	ND	1.0		µg/L	1	4/29/2015 2:55:10 PM	R25866
trans-1,2-DCE	ND	1.0		µg/L	1	4/29/2015 2:55:10 PM	R25866
trans-1,3-Dichloropropene	ND	1.0		µg/L	1	4/29/2015 2:55:10 PM	R25866
1,2,3-Trichlorobenzene	ND	1.0		µg/L	1	4/29/2015 2:55:10 PM	R25866
1,2,4-Trichlorobenzene	ND	1.0		µg/L	1	4/29/2015 2:55:10 PM	R25866
1,1,1-Trichloroethane	ND	1.0		µg/L	1	4/29/2015 2:55:10 PM	R25866
1,1,2-Trichloroethane	ND	1.0		µg/L	1	4/29/2015 2:55:10 PM	R25866
Trichloroethene (TCE)	ND	1.0		µg/L	1	4/29/2015 2:55:10 PM	R25866
Trichlorofluoromethane	ND	1.0		µg/L	1	4/29/2015 2:55:10 PM	R25866
1,2,3-Trichloropropane	ND	2.0		µg/L	1	4/29/2015 2:55:10 PM	R25866
Vinyl chloride	ND	1.0		µg/L	1	4/29/2015 2:55:10 PM	R25866
Xylenes, Total	ND	1.5		µg/L	1	4/29/2015 2:55:10 PM	R25866
Surr: 1,2-Dichloroethane-d4	101	70-130		%REC	1	4/29/2015 2:55:10 PM	R25866
Surr: 4-Bromofluorobenzene	98.2	70-130		%REC	1	4/29/2015 2:55:10 PM	R25866
Surr: Dibromofluoromethane	98.5	70-130		%REC	1	4/29/2015 2:55:10 PM	R25866
Surr: Toluene-d8	92.4	70-130		%REC	1	4/29/2015 2:55:10 PM	R25866

Refer to the QC Summary report and sample login checklist for flagged QC data and preservation information.

Qualifiers:

*	Value exceeds Maximum Contaminant Level.	B	Analyte detected in the associated Method Blank
E	Value above quantitation range	H	Holding times for preparation or analysis exceeded
J	Analyte detected below quantitation limits	ND	Not Detected at the Reporting Limit
O	RSD is greater than RSDlimit	P	Sample pH Not In Range
R	RPD outside accepted recovery limits	RL	Reporting Detection Limit
S	Spike Recovery outside accepted recovery limits		

Hall Environmental Analysis Laboratory, Inc.

CLIENT: Public Service Company
Project: Person Generating Station
Lab ID: 1504A57-002 **Matrix:** AQUEOUS

Client Sample ID: PSMW 27-600
Collection Date: 4/23/2015 1:51:00 PM
Received Date: 4/23/2015 5:00:00 PM

Analyses	Result	RL	Qual	Units	DF	Date Analyzed	Batch
EPA METHOD 8260B: VOLATILES						Analyst: **RAA**	
Benzene	ND	1.0		µg/L	1	4/29/2015 2:10:49 AM	R25833
Toluene	ND	1.0		µg/L	1	4/29/2015 2:10:49 AM	R25833
Ethylbenzene	ND	1.0		µg/L	1	4/29/2015 2:10:49 AM	R25833
Methyl tert-butyl ether (MTBE)	ND	1.0		µg/L	1	4/29/2015 2:10:49 AM	R25833
1,2,4-Trimethylbenzene	ND	1.0		µg/L	1	4/29/2015 2:10:49 AM	R25833
1,3,5-Trimethylbenzene	ND	1.0		µg/L	1	4/29/2015 2:10:49 AM	R25833
1,2-Dichloroethane (EDC)	ND	1.0		µg/L	1	4/29/2015 2:10:49 AM	R25833
1,2-Dibromoethane (EDB)	ND	1.0		µg/L	1	4/29/2015 2:10:49 AM	R25833
Naphthalene	ND	2.0		µg/L	1	4/29/2015 2:10:49 AM	R25833
1-Methylnaphthalene	ND	4.0		µg/L	1	4/29/2015 2:10:49 AM	R25833
2-Methylnaphthalene	ND	4.0		µg/L	1	4/29/2015 2:10:49 AM	R25833
Acetone	ND	10		µg/L	1	4/29/2015 2:10:49 AM	R25833
Bromobenzene	ND	1.0		µg/L	1	4/29/2015 2:10:49 AM	R25833
Bromodichloromethane	ND	1.0		µg/L	1	4/29/2015 2:10:49 AM	R25833
Bromoform	ND	1.0		µg/L	1	4/29/2015 2:10:49 AM	R25833
Bromomethane	ND	3.0		µg/L	1	4/29/2015 2:10:49 AM	R25833
2-Butanone	ND	10		µg/L	1	4/29/2015 2:10:49 AM	R25833
Carbon disulfide	ND	10		µg/L	1	4/29/2015 2:10:49 AM	R25833
Carbon Tetrachloride	ND	1.0		µg/L	1	4/29/2015 2:10:49 AM	R25833
Chlorobenzene	ND	1.0		µg/L	1	4/29/2015 2:10:49 AM	R25833
Chloroethane	ND	2.0		µg/L	1	4/29/2015 2:10:49 AM	R25833
Chloroform	ND	1.0		µg/L	1	4/29/2015 2:10:49 AM	R25833
Chloromethane	ND	3.0		µg/L	1	4/29/2015 2:10:49 AM	R25833
2-Chlorotoluene	ND	1.0		µg/L	1	4/29/2015 2:10:49 AM	R25833
4-Chlorotoluene	ND	1.0		µg/L	1	4/29/2015 2:10:49 AM	R25833
cis-1,2-DCE	ND	1.0		µg/L	1	4/29/2015 2:10:49 AM	R25833
cis-1,3-Dichloropropene	ND	1.0		µg/L	1	4/29/2015 2:10:49 AM	R25833
1,2-Dibromo-3-chloropropane	ND	2.0		µg/L	1	4/29/2015 2:10:49 AM	R25833
Dibromochloromethane	ND	1.0		µg/L	1	4/29/2015 2:10:49 AM	R25833
Dibromomethane	ND	1.0		µg/L	1	4/29/2015 2:10:49 AM	R25833
1,2-Dichlorobenzene	ND	1.0		µg/L	1	4/29/2015 2:10:49 AM	R25833
1,3-Dichlorobenzene	ND	1.0		µg/L	1	4/29/2015 2:10:49 AM	R25833
1,4-Dichlorobenzene	ND	1.0		µg/L	1	4/29/2015 2:10:49 AM	R25833
Dichlorodifluoromethane	ND	1.0		µg/L	1	4/29/2015 2:10:49 AM	R25833
1,1-Dichloroethane	ND	1.0		µg/L	1	4/29/2015 2:10:49 AM	R25833
1,1-Dichloroethene	ND	1.0		µg/L	1	4/29/2015 2:10:49 AM	R25833
1,2-Dichloropropane	ND	1.0		µg/L	1	4/29/2015 2:10:49 AM	R25833
1,3-Dichloropropane	ND	1.0		µg/L	1	4/29/2015 2:10:49 AM	R25833
2,2-Dichloropropane	ND	2.0		µg/L	1	4/29/2015 2:10:49 AM	R25833

Refer to the QC Summary report and sample login checklist for flagged QC data and preservation information.

Qualifiers:

*	Value exceeds Maximum Contaminant Level.	B	Analyte detected in the associated Method Blank
E	Value above quantitation range	H	Holding times for preparation or analysis exceeded
J	Analyte detected below quantitation limits	ND	Not Detected at the Reporting Limit
O	RSD is greater than RSDlimit	P	Sample pH Not In Range
R	RPD outside accepted recovery limits	RL	Reporting Detection Limit
S	Spike Recovery outside accepted recovery limits		

Hall Environmental Analysis Laboratory, Inc.

CLIENT: Public Service Company
Project: Person Generating Station
Lab ID: 1504A57-002 **Matrix:** AQUEOUS

Client Sample ID: PSMW 27-600
Collection Date: 4/23/2015 1:51:00 PM
Received Date: 4/23/2015 5:00:00 PM

Analyses	Result	RL	Qual	Units	DF	Date Analyzed	Batch
EPA METHOD 8260B: VOLATILES						Analyst: **RAA**	
1,1-Dichloropropene	ND	1.0		µg/L	1	4/29/2015 2:10:49 AM	R25833
Hexachlorobutadiene	ND	1.0		µg/L	1	4/29/2015 2:10:49 AM	R25833
2-Hexanone	ND	10		µg/L	1	4/29/2015 2:10:49 AM	R25833
Isopropylbenzene	ND	1.0		µg/L	1	4/29/2015 2:10:49 AM	R25833
4-Isopropyltoluene	ND	1.0		µg/L	1	4/29/2015 2:10:49 AM	R25833
4-Methyl-2-pentanone	ND	10		µg/L	1	4/29/2015 2:10:49 AM	R25833
Methylene Chloride	ND	3.0		µg/L	1	4/29/2015 2:10:49 AM	R25833
n-Butylbenzene	ND	3.0		µg/L	1	4/29/2015 2:10:49 AM	R25833
n-Propylbenzene	ND	1.0		µg/L	1	4/29/2015 2:10:49 AM	R25833
sec-Butylbenzene	ND	1.0		µg/L	1	4/29/2015 2:10:49 AM	R25833
Styrene	ND	1.0		µg/L	1	4/29/2015 2:10:49 AM	R25833
tert-Butylbenzene	ND	1.0		µg/L	1	4/29/2015 2:10:49 AM	R25833
1,1,1,2-Tetrachloroethane	ND	1.0		µg/L	1	4/29/2015 2:10:49 AM	R25833
1,1,2,2-Tetrachloroethane	ND	2.0		µg/L	1	4/29/2015 2:10:49 AM	R25833
Tetrachloroethene (PCE)	ND	1.0		µg/L	1	4/29/2015 2:10:49 AM	R25833
trans-1,2-DCE	ND	1.0		µg/L	1	4/29/2015 2:10:49 AM	R25833
trans-1,3-Dichloropropene	ND	1.0		µg/L	1	4/29/2015 2:10:49 AM	R25833
1,2,3-Trichlorobenzene	ND	1.0		µg/L	1	4/29/2015 2:10:49 AM	R25833
1,2,4-Trichlorobenzene	ND	1.0		µg/L	1	4/29/2015 2:10:49 AM	R25833
1,1,1-Trichloroethane	ND	1.0		µg/L	1	4/29/2015 2:10:49 AM	R25833
1,1,2-Trichloroethane	ND	1.0		µg/L	1	4/29/2015 2:10:49 AM	R25833
Trichloroethene (TCE)	ND	1.0		µg/L	1	4/29/2015 2:10:49 AM	R25833
Trichlorofluoromethane	ND	1.0		µg/L	1	4/29/2015 2:10:49 AM	R25833
1,2,3-Trichloropropane	ND	2.0		µg/L	1	4/29/2015 2:10:49 AM	R25833
Vinyl chloride	ND	1.0		µg/L	1	4/29/2015 2:10:49 AM	R25833
Xylenes, Total	ND	1.5		µg/L	1	4/29/2015 2:10:49 AM	R25833
Surr: 1,2-Dichloroethane-d4	103	70-130		%REC	1	4/29/2015 2:10:49 AM	R25833
Surr: 4-Bromofluorobenzene	107	70-130		%REC	1	4/29/2015 2:10:49 AM	R25833
Surr: Dibromofluoromethane	103	70-130		%REC	1	4/29/2015 2:10:49 AM	R25833
Surr: Toluene-d8	92.9	70-130		%REC	1	4/29/2015 2:10:49 AM	R25833

Refer to the QC Summary report and sample login checklist for flagged QC data and preservation information.

Qualifiers:

*	Value exceeds Maximum Contaminant Level.	B	Analyte detected in the associated Method Blank
E	Value above quantitation range	H	Holding times for preparation or analysis exceeded
J	Analyte detected below quantitation limits	ND	Not Detected at the Reporting Limit
O	RSD is greater than RSDlimit	P	Sample pH Not In Range
R	RPD outside accepted recovery limits	RL	Reporting Detection Limit
S	Spike Recovery outside accepted recovery limits		

Hall Environmental Analysis Laboratory, Inc.

CLIENT: Public Service Company
Project: Person Generating Station
Lab ID: 1504A57-003 **Matrix:** AQUEOUS

Client Sample ID: PSMW 27-500
Collection Date: 4/23/2015 3:13:00 PM
Received Date: 4/23/2015 5:00:00 PM

Analyses	Result	RL	Qual	Units	DF	Date Analyzed	Batch
EPA METHOD 8260B: VOLATILES						Analyst:	**RAA**
Benzene	ND	1.0		µg/L	1	4/29/2015 2:39:29 AM	R25833
Toluene	ND	1.0		µg/L	1	4/29/2015 2:39:29 AM	R25833
Ethylbenzene	ND	1.0		µg/L	1	4/29/2015 2:39:29 AM	R25833
Methyl tert-butyl ether (MTBE)	ND	1.0		µg/L	1	4/29/2015 2:39:29 AM	R25833
1,2,4-Trimethylbenzene	ND	1.0		µg/L	1	4/29/2015 2:39:29 AM	R25833
1,3,5-Trimethylbenzene	ND	1.0		µg/L	1	4/29/2015 2:39:29 AM	R25833
1,2-Dichloroethane (EDC)	ND	1.0		µg/L	1	4/29/2015 2:39:29 AM	R25833
1,2-Dibromoethane (EDB)	ND	1.0		µg/L	1	4/29/2015 2:39:29 AM	R25833
Naphthalene	ND	2.0		µg/L	1	4/29/2015 2:39:29 AM	R25833
1-Methylnaphthalene	ND	4.0		µg/L	1	4/29/2015 2:39:29 AM	R25833
2-Methylnaphthalene	ND	4.0		µg/L	1	4/29/2015 2:39:29 AM	R25833
Acetone	ND	10		µg/L	1	4/29/2015 2:39:29 AM	R25833
Bromobenzene	ND	1.0		µg/L	1	4/29/2015 2:39:29 AM	R25833
Bromodichloromethane	ND	1.0		µg/L	1	4/29/2015 2:39:29 AM	R25833
Bromoform	ND	1.0		µg/L	1	4/29/2015 2:39:29 AM	R25833
Bromomethane	ND	3.0		µg/L	1	4/29/2015 2:39:29 AM	R25833
2-Butanone	ND	10		µg/L	1	4/29/2015 2:39:29 AM	R25833
Carbon disulfide	ND	10		µg/L	1	4/29/2015 2:39:29 AM	R25833
Carbon Tetrachloride	ND	1.0		µg/L	1	4/29/2015 2:39:29 AM	R25833
Chlorobenzene	ND	1.0		µg/L	1	4/29/2015 2:39:29 AM	R25833
Chloroethane	ND	2.0		µg/L	1	4/29/2015 2:39:29 AM	R25833
Chloroform	ND	1.0		µg/L	1	4/29/2015 2:39:29 AM	R25833
Chloromethane	ND	3.0		µg/L	1	4/29/2015 2:39:29 AM	R25833
2-Chlorotoluene	ND	1.0		µg/L	1	4/29/2015 2:39:29 AM	R25833
4-Chlorotoluene	ND	1.0		µg/L	1	4/29/2015 2:39:29 AM	R25833
cis-1,2-DCE	ND	1.0		µg/L	1	4/29/2015 2:39:29 AM	R25833
cis-1,3-Dichloropropene	ND	1.0		µg/L	1	4/29/2015 2:39:29 AM	R25833
1,2-Dibromo-3-chloropropane	ND	2.0		µg/L	1	4/29/2015 2:39:29 AM	R25833
Dibromochloromethane	ND	1.0		µg/L	1	4/29/2015 2:39:29 AM	R25833
Dibromomethane	ND	1.0		µg/L	1	4/29/2015 2:39:29 AM	R25833
1,2-Dichlorobenzene	ND	1.0		µg/L	1	4/29/2015 2:39:29 AM	R25833
1,3-Dichlorobenzene	ND	1.0		µg/L	1	4/29/2015 2:39:29 AM	R25833
1,4-Dichlorobenzene	ND	1.0		µg/L	1	4/29/2015 2:39:29 AM	R25833
Dichlorodifluoromethane	ND	1.0		µg/L	1	4/29/2015 2:39:29 AM	R25833
1,1-Dichloroethane	ND	1.0		µg/L	1	4/29/2015 2:39:29 AM	R25833
1,1-Dichloroethene	ND	1.0		µg/L	1	4/29/2015 2:39:29 AM	R25833
1,2-Dichloropropane	ND	1.0		µg/L	1	4/29/2015 2:39:29 AM	R25833
1,3-Dichloropropane	ND	1.0		µg/L	1	4/29/2015 2:39:29 AM	R25833
2,2-Dichloropropane	ND	2.0		µg/L	1	4/29/2015 2:39:29 AM	R25833

Refer to the QC Summary report and sample login checklist for flagged QC data and preservation information.

Qualifiers:

*	Value exceeds Maximum Contaminant Level.	B	Analyte detected in the associated Method Blank
E	Value above quantitation range	H	Holding times for preparation or analysis exceeded
J	Analyte detected below quantitation limits	ND	Not Detected at the Reporting Limit
O	RSD is greater than RSDlimit	P	Sample pH Not In Range
R	RPD outside accepted recovery limits	RL	Reporting Detection Limit
S	Spike Recovery outside accepted recovery limits		

Hall Environmental Analysis Laboratory, Inc.

CLIENT: Public Service Company
Project: Person Generating Station
Lab ID: 1504A57-003 **Matrix:** AQUEOUS

Client Sample ID: PSMW 27-500
Collection Date: 4/23/2015 3:13:00 PM
Received Date: 4/23/2015 5:00:00 PM

Analyses	Result	RL	Qual	Units	DF	Date Analyzed	Batch
EPA METHOD 8260B: VOLATILES						Analyst:	**RAA**
1,1-Dichloropropene	ND	1.0		µg/L	1	4/29/2015 2:39:29 AM	R25833
Hexachlorobutadiene	ND	1.0		µg/L	1	4/29/2015 2:39:29 AM	R25833
2-Hexanone	ND	10		µg/L	1	4/29/2015 2:39:29 AM	R25833
Isopropylbenzene	ND	1.0		µg/L	1	4/29/2015 2:39:29 AM	R25833
4-Isopropyltoluene	ND	1.0		µg/L	1	4/29/2015 2:39:29 AM	R25833
4-Methyl-2-pentanone	ND	10		µg/L	1	4/29/2015 2:39:29 AM	R25833
Methylene Chloride	ND	3.0		µg/L	1	4/29/2015 2:39:29 AM	R25833
n-Butylbenzene	ND	3.0		µg/L	1	4/29/2015 2:39:29 AM	R25833
n-Propylbenzene	ND	1.0		µg/L	1	4/29/2015 2:39:29 AM	R25833
sec-Butylbenzene	ND	1.0		µg/L	1	4/29/2015 2:39:29 AM	R25833
Styrene	ND	1.0		µg/L	1	4/29/2015 2:39:29 AM	R25833
tert-Butylbenzene	ND	1.0		µg/L	1	4/29/2015 2:39:29 AM	R25833
1,1,1,2-Tetrachloroethane	ND	1.0		µg/L	1	4/29/2015 2:39:29 AM	R25833
1,1,2,2-Tetrachloroethane	ND	2.0		µg/L	1	4/29/2015 2:39:29 AM	R25833
Tetrachloroethene (PCE)	ND	1.0		µg/L	1	4/29/2015 2:39:29 AM	R25833
trans-1,2-DCE	ND	1.0		µg/L	1	4/29/2015 2:39:29 AM	R25833
trans-1,3-Dichloropropene	ND	1.0		µg/L	1	4/29/2015 2:39:29 AM	R25833
1,2,3-Trichlorobenzene	ND	1.0		µg/L	1	4/29/2015 2:39:29 AM	R25833
1,2,4-Trichlorobenzene	ND	1.0		µg/L	1	4/29/2015 2:39:29 AM	R25833
1,1,1-Trichloroethane	ND	1.0		µg/L	1	4/29/2015 2:39:29 AM	R25833
1,1,2-Trichloroethane	ND	1.0		µg/L	1	4/29/2015 2:39:29 AM	R25833
Trichloroethene (TCE)	ND	1.0		µg/L	1	4/29/2015 2:39:29 AM	R25833
Trichlorofluoromethane	ND	1.0		µg/L	1	4/29/2015 2:39:29 AM	R25833
1,2,3-Trichloropropane	ND	2.0		µg/L	1	4/29/2015 2:39:29 AM	R25833
Vinyl chloride	ND	1.0		µg/L	1	4/29/2015 2:39:29 AM	R25833
Xylenes, Total	ND	1.5		µg/L	1	4/29/2015 2:39:29 AM	R25833
Surr: 1,2-Dichloroethane-d4	90.7	70-130		%REC	1	4/29/2015 2:39:29 AM	R25833
Surr: 4-Bromofluorobenzene	90.6	70-130		%REC	1	4/29/2015 2:39:29 AM	R25833
Surr: Dibromofluoromethane	91.3	70-130		%REC	1	4/29/2015 2:39:29 AM	R25833
Surr: Toluene-d8	98.8	70-130		%REC	1	4/29/2015 2:39:29 AM	R25833

Refer to the QC Summary report and sample login checklist for flagged QC data and preservation information.

Qualifiers:

*	Value exceeds Maximum Contaminant Level.	B	Analyte detected in the associated Method Blank
E	Value above quantitation range	H	Holding times for preparation or analysis exceeded
J	Analyte detected below quantitation limits	ND	Not Detected at the Reporting Limit
O	RSD is greater than RSDlimit	P	Sample pH Not In Range
R	RPD outside accepted recovery limits	RL	Reporting Detection Limit
S	Spike Recovery outside accepted recovery limits		

Hall Environmental Analysis Laboratory, Inc.

CLIENT: Public Service Company
Project: Person Generating Station
Lab ID: 1504A57-004 **Matrix:** AQUEOUS

Client Sample ID: PSMW-Z500
Collection Date: 4/23/2015 3:43:00 PM
Received Date: 4/23/2015 5:00:00 PM

Analyses	Result	RL	Qual	Units	DF	Date Analyzed	Batch
EPA METHOD 8260B: VOLATILES						Analyst: **RAA**	
Benzene	ND	1.0		µg/L	1	4/29/2015 3:08:08 AM	R25833
Toluene	ND	1.0		µg/L	1	4/29/2015 3:08:08 AM	R25833
Ethylbenzene	ND	1.0		µg/L	1	4/29/2015 3:08:08 AM	R25833
Methyl tert-butyl ether (MTBE)	ND	1.0		µg/L	1	4/29/2015 3:08:08 AM	R25833
1,2,4-Trimethylbenzene	ND	1.0		µg/L	1	4/29/2015 3:08:08 AM	R25833
1,3,5-Trimethylbenzene	ND	1.0		µg/L	1	4/29/2015 3:08:08 AM	R25833
1,2-Dichloroethane (EDC)	ND	1.0		µg/L	1	4/29/2015 3:08:08 AM	R25833
1,2-Dibromoethane (EDB)	ND	1.0		µg/L	1	4/29/2015 3:08:08 AM	R25833
Naphthalene	ND	2.0		µg/L	1	4/29/2015 3:08:08 AM	R25833
1-Methylnaphthalene	ND	4.0		µg/L	1	4/29/2015 3:08:08 AM	R25833
2-Methylnaphthalene	ND	4.0		µg/L	1	4/29/2015 3:08:08 AM	R25833
Acetone	ND	10		µg/L	1	4/29/2015 3:08:08 AM	R25833
Bromobenzene	ND	1.0		µg/L	1	4/29/2015 3:08:08 AM	R25833
Bromodichloromethane	ND	1.0		µg/L	1	4/29/2015 3:08:08 AM	R25833
Bromoform	ND	1.0		µg/L	1	4/29/2015 3:08:08 AM	R25833
Bromomethane	ND	3.0		µg/L	1	4/29/2015 3:08:08 AM	R25833
2-Butanone	ND	10		µg/L	1	4/29/2015 3:08:08 AM	R25833
Carbon disulfide	ND	10		µg/L	1	4/29/2015 3:08:08 AM	R25833
Carbon Tetrachloride	ND	1.0		µg/L	1	4/29/2015 3:08:08 AM	R25833
Chlorobenzene	ND	1.0		µg/L	1	4/29/2015 3:08:08 AM	R25833
Chloroethane	ND	2.0		µg/L	1	4/29/2015 3:08:08 AM	R25833
Chloroform	ND	1.0		µg/L	1	4/29/2015 3:08:08 AM	R25833
Chloromethane	ND	3.0		µg/L	1	4/29/2015 3:08:08 AM	R25833
2-Chlorotoluene	ND	1.0		µg/L	1	4/29/2015 3:08:08 AM	R25833
4-Chlorotoluene	ND	1.0		µg/L	1	4/29/2015 3:08:08 AM	R25833
cis-1,2-DCE	ND	1.0		µg/L	1	4/29/2015 3:08:08 AM	R25833
cis-1,3-Dichloropropene	ND	1.0		µg/L	1	4/29/2015 3:08:08 AM	R25833
1,2-Dibromo-3-chloropropane	ND	2.0		µg/L	1	4/29/2015 3:08:08 AM	R25833
Dibromochloromethane	ND	1.0		µg/L	1	4/29/2015 3:08:08 AM	R25833
Dibromomethane	ND	1.0		µg/L	1	4/29/2015 3:08:08 AM	R25833
1,2-Dichlorobenzene	ND	1.0		µg/L	1	4/29/2015 3:08:08 AM	R25833
1,3-Dichlorobenzene	ND	1.0		µg/L	1	4/29/2015 3:08:08 AM	R25833
1,4-Dichlorobenzene	ND	1.0		µg/L	1	4/29/2015 3:08:08 AM	R25833
Dichlorodifluoromethane	ND	1.0		µg/L	1	4/29/2015 3:08:08 AM	R25833
1,1-Dichloroethane	ND	1.0		µg/L	1	4/29/2015 3:08:08 AM	R25833
1,1-Dichloroethene	ND	1.0		µg/L	1	4/29/2015 3:08:08 AM	R25833
1,2-Dichloropropane	ND	1.0		µg/L	1	4/29/2015 3:08:08 AM	R25833
1,3-Dichloropropane	ND	1.0		µg/L	1	4/29/2015 3:08:08 AM	R25833
2,2-Dichloropropane	ND	2.0		µg/L	1	4/29/2015 3:08:08 AM	R25833

Refer to the QC Summary report and sample login checklist for flagged QC data and preservation information.

Qualifiers:

*	Value exceeds Maximum Contaminant Level.	B	Analyte detected in the associated Method Blank
E	Value above quantitation range	H	Holding times for preparation or analysis exceeded
J	Analyte detected below quantitation limits	ND	Not Detected at the Reporting Limit
O	RSD is greater than RSDlimit	P	Sample pH Not In Range
R	RPD outside accepted recovery limits	RL	Reporting Detection Limit
S	Spike Recovery outside accepted recovery limits		

Hall Environmental Analysis Laboratory, Inc.

CLIENT: Public Service Company
Project: Person Generating Station
Lab ID: 1504A57-004 **Matrix:** AQUEOUS

Client Sample ID: PSMW-Z500
Collection Date: 4/23/2015 3:43:00 PM
Received Date: 4/23/2015 5:00:00 PM

Analyses	Result	RL	Qual	Units	DF	Date Analyzed	Batch
EPA METHOD 8260B: VOLATILES						Analyst:	**RAA**
1,1-Dichloropropene	ND	1.0		µg/L	1	4/29/2015 3:08:08 AM	R25833
Hexachlorobutadiene	ND	1.0		µg/L	1	4/29/2015 3:08:08 AM	R25833
2-Hexanone	ND	10		µg/L	1	4/29/2015 3:08:08 AM	R25833
Isopropylbenzene	ND	1.0		µg/L	1	4/29/2015 3:08:08 AM	R25833
4-Isopropyltoluene	ND	1.0		µg/L	1	4/29/2015 3:08:08 AM	R25833
4-Methyl-2-pentanone	ND	10		µg/L	1	4/29/2015 3:08:08 AM	R25833
Methylene Chloride	ND	3.0		µg/L	1	4/29/2015 3:08:08 AM	R25833
n-Butylbenzene	ND	3.0		µg/L	1	4/29/2015 3:08:08 AM	R25833
n-Propylbenzene	ND	1.0		µg/L	1	4/29/2015 3:08:08 AM	R25833
sec-Butylbenzene	ND	1.0		µg/L	1	4/29/2015 3:08:08 AM	R25833
Styrene	ND	1.0		µg/L	1	4/29/2015 3:08:08 AM	R25833
tert-Butylbenzene	ND	1.0		µg/L	1	4/29/2015 3:08:08 AM	R25833
1,1,1,2-Tetrachloroethane	ND	1.0		µg/L	1	4/29/2015 3:08:08 AM	R25833
1,1,2,2-Tetrachloroethane	ND	2.0		µg/L	1	4/29/2015 3:08:08 AM	R25833
Tetrachloroethene (PCE)	ND	1.0		µg/L	1	4/29/2015 3:08:08 AM	R25833
trans-1,2-DCE	ND	1.0		µg/L	1	4/29/2015 3:08:08 AM	R25833
trans-1,3-Dichloropropene	ND	1.0		µg/L	1	4/29/2015 3:08:08 AM	R25833
1,2,3-Trichlorobenzene	ND	1.0		µg/L	1	4/29/2015 3:08:08 AM	R25833
1,2,4-Trichlorobenzene	ND	1.0		µg/L	1	4/29/2015 3:08:08 AM	R25833
1,1,1-Trichloroethane	ND	1.0		µg/L	1	4/29/2015 3:08:08 AM	R25833
1,1,2-Trichloroethane	ND	1.0		µg/L	1	4/29/2015 3:08:08 AM	R25833
Trichloroethene (TCE)	ND	1.0		µg/L	1	4/29/2015 3:08:08 AM	R25833
Trichlorofluoromethane	ND	1.0		µg/L	1	4/29/2015 3:08:08 AM	R25833
1,2,3-Trichloropropane	ND	2.0		µg/L	1	4/29/2015 3:08:08 AM	R25833
Vinyl chloride	ND	1.0		µg/L	1	4/29/2015 3:08:08 AM	R25833
Xylenes, Total	ND	1.5		µg/L	1	4/29/2015 3:08:08 AM	R25833
Surr: 1,2-Dichloroethane-d4	102	70-130		%REC	1	4/29/2015 3:08:08 AM	R25833
Surr: 4-Bromofluorobenzene	107	70-130		%REC	1	4/29/2015 3:08:08 AM	R25833
Surr: Dibromofluoromethane	94.8	70-130		%REC	1	4/29/2015 3:08:08 AM	R25833
Surr: Toluene-d8	92.4	70-130		%REC	1	4/29/2015 3:08:08 AM	R25833

Refer to the QC Summary report and sample login checklist for flagged QC data and preservation information.

Qualifiers:

*	Value exceeds Maximum Contaminant Level.	B	Analyte detected in the associated Method Blank
E	Value above quantitation range	H	Holding times for preparation or analysis exceeded
J	Analyte detected below quantitation limits	ND	Not Detected at the Reporting Limit
O	RSD is greater than RSDlimit	P	Sample pH Not In Range
R	RPD outside accepted recovery limits	RL	Reporting Detection Limit
S	Spike Recovery outside accepted recovery limits		

Hall Environmental Analysis Laboratory, Inc.

CLIENT: Public Service Company
Project: Person Generating Station
Lab ID: 1504A57-005 **Matrix:** AQUEOUS

Client Sample ID: PSMW-13A
Collection Date: 4/23/2015 4:18:00 PM
Received Date: 4/23/2015 5:00:00 PM

Analyses	Result	RL	Qual	Units	DF	Date Analyzed	Batch
EPA METHOD 8260B: VOLATILES						Analyst:	**RAA**
Benzene	ND	1.0		µg/L	1	4/29/2015 3:36:45 AM	R25833
Toluene	ND	1.0		µg/L	1	4/29/2015 3:36:45 AM	R25833
Ethylbenzene	ND	1.0		µg/L	1	4/29/2015 3:36:45 AM	R25833
Methyl tert-butyl ether (MTBE)	ND	1.0		µg/L	1	4/29/2015 3:36:45 AM	R25833
1,2,4-Trimethylbenzene	ND	1.0		µg/L	1	4/29/2015 3:36:45 AM	R25833
1,3,5-Trimethylbenzene	ND	1.0		µg/L	1	4/29/2015 3:36:45 AM	R25833
1,2-Dichloroethane (EDC)	ND	1.0		µg/L	1	4/29/2015 3:36:45 AM	R25833
1,2-Dibromoethane (EDB)	ND	1.0		µg/L	1	4/29/2015 3:36:45 AM	R25833
Naphthalene	ND	2.0		µg/L	1	4/29/2015 3:36:45 AM	R25833
1-Methylnaphthalene	ND	4.0		µg/L	1	4/29/2015 3:36:45 AM	R25833
2-Methylnaphthalene	ND	4.0		µg/L	1	4/29/2015 3:36:45 AM	R25833
Acetone	ND	10		µg/L	1	4/29/2015 3:36:45 AM	R25833
Bromobenzene	ND	1.0		µg/L	1	4/29/2015 3:36:45 AM	R25833
Bromodichloromethane	ND	1.0		µg/L	1	4/29/2015 3:36:45 AM	R25833
Bromoform	ND	1.0		µg/L	1	4/29/2015 3:36:45 AM	R25833
Bromomethane	ND	3.0		µg/L	1	4/29/2015 3:36:45 AM	R25833
2-Butanone	ND	10		µg/L	1	4/29/2015 3:36:45 AM	R25833
Carbon disulfide	ND	10		µg/L	1	4/29/2015 3:36:45 AM	R25833
Carbon Tetrachloride	ND	1.0		µg/L	1	4/29/2015 3:36:45 AM	R25833
Chlorobenzene	ND	1.0		µg/L	1	4/29/2015 3:36:45 AM	R25833
Chloroethane	ND	2.0		µg/L	1	4/29/2015 3:36:45 AM	R25833
Chloroform	1.0	1.0		µg/L	1	4/29/2015 3:36:45 AM	R25833
Chloromethane	ND	3.0		µg/L	1	4/29/2015 3:36:45 AM	R25833
2-Chlorotoluene	ND	1.0		µg/L	1	4/29/2015 3:36:45 AM	R25833
4-Chlorotoluene	ND	1.0		µg/L	1	4/29/2015 3:36:45 AM	R25833
cis-1,2-DCE	ND	1.0		µg/L	1	4/29/2015 3:36:45 AM	R25833
cis-1,3-Dichloropropene	ND	1.0		µg/L	1	4/29/2015 3:36:45 AM	R25833
1,2-Dibromo-3-chloropropane	ND	2.0		µg/L	1	4/29/2015 3:36:45 AM	R25833
Dibromochloromethane	ND	1.0		µg/L	1	4/29/2015 3:36:45 AM	R25833
Dibromomethane	ND	1.0		µg/L	1	4/29/2015 3:36:45 AM	R25833
1,2-Dichlorobenzene	ND	1.0		µg/L	1	4/29/2015 3:36:45 AM	R25833
1,3-Dichlorobenzene	ND	1.0		µg/L	1	4/29/2015 3:36:45 AM	R25833
1,4-Dichlorobenzene	ND	1.0		µg/L	1	4/29/2015 3:36:45 AM	R25833
Dichlorodifluoromethane	ND	1.0		µg/L	1	4/29/2015 3:36:45 AM	R25833
1,1-Dichloroethane	ND	1.0		µg/L	1	4/29/2015 3:36:45 AM	R25833
1,1-Dichloroethene	2.5	1.0		µg/L	1	4/29/2015 3:36:45 AM	R25833
1,2-Dichloropropane	ND	1.0		µg/L	1	4/29/2015 3:36:45 AM	R25833
1,3-Dichloropropane	ND	1.0		µg/L	1	4/29/2015 3:36:45 AM	R25833
2,2-Dichloropropane	ND	2.0		µg/L	1	4/29/2015 3:36:45 AM	R25833

Refer to the QC Summary report and sample login checklist for flagged QC data and preservation information.

Qualifiers:

*	Value exceeds Maximum Contaminant Level.	B	Analyte detected in the associated Method Blank
E	Value above quantitation range	H	Holding times for preparation or analysis exceeded
J	Analyte detected below quantitation limits	ND	Not Detected at the Reporting Limit
O	RSD is greater than RSDlimit	P	Sample pH Not In Range
R	RPD outside accepted recovery limits	RL	Reporting Detection Limit
S	Spike Recovery outside accepted recovery limits		

Hall Environmental Analysis Laboratory, Inc.

CLIENT: Public Service Company
Project: Person Generating Station
Lab ID: 1504A57-005 **Matrix:** AQUEOUS

Client Sample ID: PSMW-13A
Collection Date: 4/23/2015 4:18:00 PM
Received Date: 4/23/2015 5:00:00 PM

Analyses	Result	RL	Qual	Units	DF	Date Analyzed	Batch
EPA METHOD 8260B: VOLATILES						Analyst: **RAA**	
1,1-Dichloropropene	ND	1.0		µg/L	1	4/29/2015 3:36:45 AM	R25833
Hexachlorobutadiene	ND	1.0		µg/L	1	4/29/2015 3:36:45 AM	R25833
2-Hexanone	ND	10		µg/L	1	4/29/2015 3:36:45 AM	R25833
Isopropylbenzene	ND	1.0		µg/L	1	4/29/2015 3:36:45 AM	R25833
4-Isopropyltoluene	ND	1.0		µg/L	1	4/29/2015 3:36:45 AM	R25833
4-Methyl-2-pentanone	ND	10		µg/L	1	4/29/2015 3:36:45 AM	R25833
Methylene Chloride	ND	3.0		µg/L	1	4/29/2015 3:36:45 AM	R25833
n-Butylbenzene	ND	3.0		µg/L	1	4/29/2015 3:36:45 AM	R25833
n-Propylbenzene	ND	1.0		µg/L	1	4/29/2015 3:36:45 AM	R25833
sec-Butylbenzene	ND	1.0		µg/L	1	4/29/2015 3:36:45 AM	R25833
Styrene	ND	1.0		µg/L	1	4/29/2015 3:36:45 AM	R25833
tert-Butylbenzene	ND	1.0		µg/L	1	4/29/2015 3:36:45 AM	R25833
1,1,1,2-Tetrachloroethane	ND	1.0		µg/L	1	4/29/2015 3:36:45 AM	R25833
1,1,2,2-Tetrachloroethane	ND	2.0		µg/L	1	4/29/2015 3:36:45 AM	R25833
Tetrachloroethene (PCE)	3.7	1.0		µg/L	1	4/29/2015 3:36:45 AM	R25833
trans-1,2-DCE	ND	1.0		µg/L	1	4/29/2015 3:36:45 AM	R25833
trans-1,3-Dichloropropene	ND	1.0		µg/L	1	4/29/2015 3:36:45 AM	R25833
1,2,3-Trichlorobenzene	ND	1.0		µg/L	1	4/29/2015 3:36:45 AM	R25833
1,2,4-Trichlorobenzene	ND	1.0		µg/L	1	4/29/2015 3:36:45 AM	R25833
1,1,1-Trichloroethane	ND	1.0		µg/L	1	4/29/2015 3:36:45 AM	R25833
1,1,2-Trichloroethane	ND	1.0		µg/L	1	4/29/2015 3:36:45 AM	R25833
Trichloroethene (TCE)	ND	1.0		µg/L	1	4/29/2015 3:36:45 AM	R25833
Trichlorofluoromethane	ND	1.0		µg/L	1	4/29/2015 3:36:45 AM	R25833
1,2,3-Trichloropropane	ND	2.0		µg/L	1	4/29/2015 3:36:45 AM	R25833
Vinyl chloride	ND	1.0		µg/L	1	4/29/2015 3:36:45 AM	R25833
Xylenes, Total	ND	1.5		µg/L	1	4/29/2015 3:36:45 AM	R25833
Surr: 1,2-Dichloroethane-d4	108	70-130		%REC	1	4/29/2015 3:36:45 AM	R25833
Surr: 4-Bromofluorobenzene	98.9	70-130		%REC	1	4/29/2015 3:36:45 AM	R25833
Surr: Dibromofluoromethane	106	70-130		%REC	1	4/29/2015 3:36:45 AM	R25833
Surr: Toluene-d8	105	70-130		%REC	1	4/29/2015 3:36:45 AM	R25833

Refer to the QC Summary report and sample login checklist for flagged QC data and preservation information.

Qualifiers:

*	Value exceeds Maximum Contaminant Level.	B	Analyte detected in the associated Method Blank
E	Value above quantitation range	H	Holding times for preparation or analysis exceeded
J	Analyte detected below quantitation limits	ND	Not Detected at the Reporting Limit
O	RSD is greater than RSDlimit	P	Sample pH Not In Range
R	RPD outside accepted recovery limits	RL	Reporting Detection Limit
S	Spike Recovery outside accepted recovery limits		

QC SUMMARY REPORT

Hall Environmental Analysis Laboratory, Inc.

WO#: **1504A57**

30-Apr-15

Client: Public Service Company
Project: Person Generating Station

Sample ID **5mL rb**	SampType: **MBLK**	TestCode: **EPA Method 8260B: VOLATILES**	
Client ID: **PBW**	Batch ID: **R25833**	RunNo: **25833**	
Prep Date:	Analysis Date: **4/28/2015**	SeqNo: **765637**	Units: **µg/L**

Analyte	Result	PQL	SPK value	SPK Ref Val	%REC	LowLimit	HighLimit	%RPD	RPDLimit	Qual
Benzene	ND	1.0								
Toluene	ND	1.0								
Ethylbenzene	ND	1.0								
Methyl tert-butyl ether (MTBE)	ND	1.0								
1,2,4-Trimethylbenzene	ND	1.0								
1,3,5-Trimethylbenzene	ND	1.0								
1,2-Dichloroethane (EDC)	ND	1.0								
1,2-Dibromoethane (EDB)	ND	1.0								
Naphthalene	ND	2.0								
1-Methylnaphthalene	ND	4.0								
2-Methylnaphthalene	ND	4.0								
Acetone	ND	10								
Bromobenzene	ND	1.0								
Bromodichloromethane	ND	1.0								
Bromoform	ND	1.0								
Bromomethane	ND	3.0								
2-Butanone	ND	10								
Carbon disulfide	ND	10								
Carbon Tetrachloride	ND	1.0								
Chlorobenzene	ND	1.0								
Chloroethane	ND	2.0								
Chloroform	ND	1.0								
Chloromethane	ND	3.0								
2-Chlorotoluene	ND	1.0								
4-Chlorotoluene	ND	1.0								
cis-1,2-DCE	ND	1.0								
cis-1,3-Dichloropropene	ND	1.0								
1,2-Dibromo-3-chloropropane	ND	2.0								
Dibromochloromethane	ND	1.0								
Dibromomethane	ND	1.0								
1,2-Dichlorobenzene	ND	1.0								
1,3-Dichlorobenzene	ND	1.0								
1,4-Dichlorobenzene	ND	1.0								
Dichlorodifluoromethane	ND	1.0								
1,1-Dichloroethane	ND	1.0								
1,1-Dichloroethene	ND	1.0								
1,2-Dichloropropane	ND	1.0								
1,3-Dichloropropane	ND	1.0								
2,2-Dichloropropane	ND	2.0								

Qualifiers:

*	Value exceeds Maximum Contaminant Level.	B	Analyte detected in the associated Method Blank
E	Value above quantitation range	H	Holding times for preparation or analysis exceeded
J	Analyte detected below quantitation limits	ND	Not Detected at the Reporting Limit
O	RSD is greater than RSDlimit	P	Sample pH Not In Range
R	RPD outside accepted recovery limits	RL	Reporting Detection Limit
S	Spike Recovery outside accepted recovery limits		

QC SUMMARY REPORT

Hall Environmental Analysis Laboratory, Inc.

WO#: **1504A57**

30-Apr-15

Client: Public Service Company
Project: Person Generating Station

Sample ID **5mL rb** SampType: **MBLK** TestCode: **EPA Method 8260B: VOLATILES**
Client ID: **PBW** Batch ID: **R25833** RunNo: **25833**
Prep Date: Analysis Date: **4/28/2015** SeqNo: **765637** Units: **µg/L**

Analyte	Result	PQL	SPK value	SPK Ref Val	%REC	LowLimit	HighLimit	%RPD	RPDLimit	Qual
1,1-Dichloropropene	ND	1.0								
Hexachlorobutadiene	ND	1.0								
2-Hexanone	ND	10								
Isopropylbenzene	ND	1.0								
4-Isopropyltoluene	ND	1.0								
4-Methyl-2-pentanone	ND	10								
Methylene Chloride	ND	3.0								
n-Butylbenzene	ND	3.0								
n-Propylbenzene	ND	1.0								
sec-Butylbenzene	ND	1.0								
Styrene	ND	1.0								
tert-Butylbenzene	ND	1.0								
1,1,1,2-Tetrachloroethane	ND	1.0								
1,1,2,2-Tetrachloroethane	ND	2.0								
Tetrachloroethene (PCE)	ND	1.0								
trans-1,2-DCE	ND	1.0								
trans-1,3-Dichloropropene	ND	1.0								
1,2,3-Trichlorobenzene	ND	1.0								
1,2,4-Trichlorobenzene	ND	1.0								
1,1,1-Trichloroethane	ND	1.0								
1,1,2-Trichloroethane	ND	1.0								
Trichloroethene (TCE)	ND	1.0								
Trichlorofluoromethane	ND	1.0								
1,2,3-Trichloropropane	ND	2.0								
Vinyl chloride	ND	1.0								
Xylenes, Total	ND	1.5								
Surr: 1,2-Dichloroethane-d4	10		10.00		102	70	130			
Surr: 4-Bromofluorobenzene	11		10.00		110	70	130			
Surr: Dibromofluoromethane	10		10.00		101	70	130			
Surr: Toluene-d8	10		10.00		99.8	70	130			

Sample ID **100ng LCS** SampType: **LCS** TestCode: **EPA Method 8260B: VOLATILES**
Client ID: **LCSW** Batch ID: **R25833** RunNo: **25833**
Prep Date: Analysis Date: **4/28/2015** SeqNo: **765640** Units: **µg/L**

Analyte	Result	PQL	SPK value	SPK Ref Val	%REC	LowLimit	HighLimit	%RPD	RPDLimit	Qual
Benzene	18	1.0	20.00	0	92.1	70	130			
Toluene	17	1.0	20.00	0	86.5	70	130			
Chlorobenzene	18	1.0	20.00	0	89.0	70	130			

Qualifiers:

- * Value exceeds Maximum Contaminant Level.
- E Value above quantitation range
- J Analyte detected below quantitation limits
- O RSD is greater than RSDlimit
- R RPD outside accepted recovery limits
- S Spike Recovery outside accepted recovery limits
- B Analyte detected in the associated Method Blank
- H Holding times for preparation or analysis exceeded
- ND Not Detected at the Reporting Limit
- P Sample pH Not In Range
- RL Reporting Detection Limit

QC SUMMARY REPORT

Hall Environmental Analysis Laboratory, Inc.

WO#: **1504A57**

30-Apr-15

Client: Public Service Company
Project: Person Generating Station

Sample ID **100ng LCS** SampType: **LCS** TestCode: **EPA Method 8260B: VOLATILES**
Client ID: **LCSW** Batch ID: **R25833** RunNo: **25833**
Prep Date: Analysis Date: **4/28/2015** SeqNo: **765640** Units: **µg/L**

Analyte	Result	PQL	SPK value	SPK Ref Val	%REC	LowLimit	HighLimit	%RPD	RPDLimit	Qual
1,1-Dichloroethene	20	1.0	20.00	0	102	75.6	144			
Trichloroethene (TCE)	17	1.0	20.00	0	86.4	70	130			
Surr: 1,2-Dichloroethane-d4	9.5		10.00		94.9	70	130			
Surr: 4-Bromofluorobenzene	10		10.00		105	70	130			
Surr: Dibromofluoromethane	9.8		10.00		97.7	70	130			
Surr: Toluene-d8	9.6		10.00		95.5	70	130			

Sample ID **100ng lcs2** SampType: **LCS** TestCode: **EPA Method 8260B: VOLATILES**
Client ID: **LCSW** Batch ID: **R25866** RunNo: **25866**
Prep Date: Analysis Date: **4/29/2015** SeqNo: **766444** Units: **µg/L**

Analyte	Result	PQL	SPK value	SPK Ref Val	%REC	LowLimit	HighLimit	%RPD	RPDLimit	Qual
Benzene	23	1.0	20.00	0	114	70	130			
Toluene	19	1.0	20.00	0	96.5	70	130			
Chlorobenzene	20	1.0	20.00	0	98.1	70	130			
1,1-Dichloroethene	24	1.0	20.00	0	122	75.6	144			
Trichloroethene (TCE)	21	1.0	20.00	0	105	70	130			
Surr: 1,2-Dichloroethane-d4	11		10.00		107	70	130			
Surr: 4-Bromofluorobenzene	10		10.00		105	70	130			
Surr: Dibromofluoromethane	11		10.00		107	70	130			
Surr: Toluene-d8	9.4		10.00		93.8	70	130			

Sample ID **5mL rb** SampType: **MBLK** TestCode: **EPA Method 8260B: VOLATILES**
Client ID: **PBW** Batch ID: **R25866** RunNo: **25866**
Prep Date: Analysis Date: **4/29/2015** SeqNo: **766452** Units: **µg/L**

Analyte	Result	PQL	SPK value	SPK Ref Val	%REC	LowLimit	HighLimit	%RPD	RPDLimit	Qual
Benzene	ND	1.0								
Toluene	ND	1.0								
Ethylbenzene	ND	1.0								
Methyl tert-butyl ether (MTBE)	ND	1.0								
1,2,4-Trimethylbenzene	ND	1.0								
1,3,5-Trimethylbenzene	ND	1.0								
1,2-Dichloroethane (EDC)	ND	1.0								
1,2-Dibromoethane (EDB)	ND	1.0								
Naphthalene	ND	2.0								
1-Methylnaphthalene	ND	4.0								
2-Methylnaphthalene	ND	4.0								
Acetone	ND	10								
Bromobenzene	ND	1.0								

Qualifiers:

- * Value exceeds Maximum Contaminant Level.
- E Value above quantitation range
- J Analyte detected below quantitation limits
- O RSD is greater than RSDlimit
- R RPD outside accepted recovery limits
- S Spike Recovery outside accepted recovery limits
- B Analyte detected in the associated Method Blank
- H Holding times for preparation or analysis exceeded
- ND Not Detected at the Reporting Limit
- P Sample pH Not In Range
- RL Reporting Detection Limit

QC SUMMARY REPORT

Hall Environmental Analysis Laboratory, Inc.

WO#: **1504A57**

30-Apr-15

Client: Public Service Company
Project: Person Generating Station

Sample ID **5mL rb**	SampType: **MBLK**	TestCode: **EPA Method 8260B: VOLATILES**	
Client ID: **PBW**	Batch ID: **R25866**	RunNo: **25866**	
Prep Date:	Analysis Date: **4/29/2015**	SeqNo: **766452**	Units: **µg/L**

Analyte	Result	PQL	SPK value	SPK Ref Val	%REC	LowLimit	HighLimit	%RPD	RPDLimit	Qual
Bromodichloromethane	ND	1.0								
Bromoform	ND	1.0								
Bromomethane	ND	3.0								
2-Butanone	ND	10								
Carbon disulfide	ND	10								
Carbon Tetrachloride	ND	1.0								
Chlorobenzene	ND	1.0								
Chloroethane	ND	2.0								
Chloroform	ND	1.0								
Chloromethane	ND	3.0								
2-Chlorotoluene	ND	1.0								
4-Chlorotoluene	ND	1.0								
cis-1,2-DCE	ND	1.0								
cis-1,3-Dichloropropene	ND	1.0								
1,2-Dibromo-3-chloropropane	ND	2.0								
Dibromochloromethane	ND	1.0								
Dibromomethane	ND	1.0								
1,2-Dichlorobenzene	ND	1.0								
1,3-Dichlorobenzene	ND	1.0								
1,4-Dichlorobenzene	ND	1.0								
Dichlorodifluoromethane	ND	1.0								
1,1-Dichloroethane	ND	1.0								
1,1-Dichloroethene	ND	1.0								
1,2-Dichloropropane	ND	1.0								
1,3-Dichloropropane	ND	1.0								
2,2-Dichloropropane	ND	2.0								
1,1-Dichloropropene	ND	1.0								
Hexachlorobutadiene	ND	1.0								
2-Hexanone	ND	10								
Isopropylbenzene	ND	1.0								
4-Isopropyltoluene	ND	1.0								
4-Methyl-2-pentanone	ND	10								
Methylene Chloride	ND	3.0								
n-Butylbenzene	ND	3.0								
n-Propylbenzene	ND	1.0								
sec-Butylbenzene	ND	1.0								
Styrene	ND	1.0								
tert-Butylbenzene	ND	1.0								
1,1,1,2-Tetrachloroethane	ND	1.0								

Qualifiers:

*	Value exceeds Maximum Contaminant Level.	B	Analyte detected in the associated Method Blank
E	Value above quantitation range	H	Holding times for preparation or analysis exceeded
J	Analyte detected below quantitation limits	ND	Not Detected at the Reporting Limit
O	RSD is greater than RSDlimit	P	Sample pH Not In Range
R	RPD outside accepted recovery limits	RL	Reporting Detection Limit
S	Spike Recovery outside accepted recovery limits		

QC SUMMARY REPORT

Hall Environmental Analysis Laboratory, Inc.

WO#: **1504A57**

30-Apr-15

Client: Public Service Company
Project: Person Generating Station

Sample ID **5mL rb**	SampType: **MBLK**	TestCode: **EPA Method 8260B: VOLATILES**	
Client ID: **PBW**	Batch ID: **R25866**	RunNo: **25866**	
Prep Date:	Analysis Date: **4/29/2015**	SeqNo: **766452**	Units: **µg/L**

Analyte	Result	PQL	SPK value	SPK Ref Val	%REC	LowLimit	HighLimit	%RPD	RPDLimit	Qual
1,1,2,2-Tetrachloroethane	ND	2.0								
Tetrachloroethene (PCE)	ND	1.0								
trans-1,2-DCE	ND	1.0								
trans-1,3-Dichloropropene	ND	1.0								
1,2,3-Trichlorobenzene	ND	1.0								
1,2,4-Trichlorobenzene	ND	1.0								
1,1,1-Trichloroethane	ND	1.0								
1,1,2-Trichloroethane	ND	1.0								
Trichloroethene (TCE)	ND	1.0								
Trichlorofluoromethane	ND	1.0								
1,2,3-Trichloropropane	ND	2.0								
Vinyl chloride	ND	1.0								
Xylenes, Total	ND	1.5								
Surr: 1,2-Dichloroethane-d4	9.7		10.00		96.6	70	130			
Surr: 4-Bromofluorobenzene	10		10.00		102	70	130			
Surr: Dibromofluoromethane	9.7		10.00		96.9	70	130			
Surr: Toluene-d8	9.2		10.00		91.5	70	130			

Qualifiers:

*	Value exceeds Maximum Contaminant Level.	B	Analyte detected in the associated Method Blank
E	Value above quantitation range	H	Holding times for preparation or analysis exceeded
J	Analyte detected below quantitation limits	ND	Not Detected at the Reporting Limit
O	RSD is greater than RSDlimit	P	Sample pH Not In Range
R	RPD outside accepted recovery limits	RL	Reporting Detection Limit
S	Spike Recovery outside accepted recovery limits		

HALL ENVIRONMENTAL ANALYSIS LABORATORY

Hall Environmental Analysis Laboratory
4901 Hawkins NE
Albuquerque, NM 87109
TEL: 505-345-3975 FAX: 505-345-4107
Website: www.hallenvironmental.com

Sample Log-In Check List

Client Name: PNM Aztec Work Order Number: 1504A57 RcptNo: 1

Received by/date: CS 04/23/15

Logged By: Lindsay Mangin 4/23/2015 5:00:00 PM

Completed By: Lindsay Mangin 4/24/2015 7:07:46 AM

Reviewed By: CS 04/24/15

Chain of Custody

1. Custody seals intact on sample bottles? Yes ☐ No ☐ Not Present ☑
2. Is Chain of Custody complete? Yes ☑ No ☐ Not Present ☐
3. How was the sample delivered? Client

Log In

4. Was an attempt made to cool the samples? Yes ☑ No ☐ NA ☐
5. Were all samples received at a temperature of >0° C to 6.0°C Yes ☑ No ☐ NA ☐
6. Sample(s) in proper container(s)? Yes ☑ No ☐
7. Sufficient sample volume for indicated test(s)? Yes ☑ No ☐
8. Are samples (except VOA and ONG) properly preserved? Yes ☑ No ☐
9. Was preservative added to bottles? Yes ☐ No ☑ NA ☐
10. VOA vials have zero headspace? Yes ☑ No ☐ No VOA Vials ☐
11. Were any sample containers received broken? Yes ☐ No ☑
12. Does paperwork match bottle labels? Yes ☑ No ☐
    (Note discrepancies on chain of custody)
13. Are matrices correctly identified on Chain of Custody? Yes ☑ No ☐
14. Is it clear what analyses were requested? Yes ☑ No ☐
15. Were all holding times able to be met? Yes ☑ No ☐
    (If no, notify customer for authorization.)

# of preserved bottles checked for pH: _____ (<2 or >12 unless noted)

Adjusted? _____

Checked by: _____

Special Handling (if applicable)

16. Was client notified of all discrepancies with this order? Yes ☐ No ☐ NA ☑

Person Notified: _____ Date _____

By Whom: _____ Via: ☐ eMail ☐ Phone ☐ Fax ☐ In Person

Regarding: _____

Client Instructions: _____

17. Additional remarks: TB arrived in lab frozen /[illegible] 04/24/15

18. Cooler Information

Cooler No	Temp °C	Condition	Seal Intact	Seal No	Seal Date	Signed By
1	2.3	Good	Not Present			

Chain-of-Custody Record

Client: PNM John Hale

Mailing Address: 2401 AZTEC NE MS Z100
Albuquerque, NM 87107

Phone #: 241 2014

Email or Fax#: John.hale@PNMResources.com

QA/QC Package:
☐ Standard ☐ Level 4 (Full Validation)

Accreditation
☐ NELAP ☐ Other _____

☐ EDD (Type) _____

Turn-Around Time:
☒ Standard ☐ Rush _____

Project Name: Person Generating Station

Project #: Semi Annual Sampling Spring 2015

Project Manager: John Hale

Sampler: Mark Sikelianos

On Ice: ☒ Yes ☐ No

Sample Temperature: 2.3°C

HALL ENVIRONMENTAL ANALYSIS LABORATORY

www.hallenvironmental.com

4901 Hawkins NE - Albuquerque, NM 87109

Tel. 505-345-3975 Fax 505-345-4107

Analysis Request

Date	Time	Matrix	Sample Request ID	Container Type and #	Preservative Type	HEAL No. 1504A57	BTEX + MTBE + TMB's (8021)	BTEX + MTBE + TPH (Gas only)	TPH 8015B (GRO / DRO / MRO)	TPH (Method 418.1)	EDB (Method 504.1)	PAH's (8310 or 8270 SIMS)	RCRA 8 Metals	Anions (F,Cl,NO_3,NO_2,PO_4,SO_4)	8081 Pesticides / 8082 PCB's	8260B (VOA)	8270 (Semi-VOA)					Air Bubbles (Y or N)
4/23/15	1152	Aqueous	PSMW 24-500	3-40ml VOAs	HCl	-001										X						
	1351		PSMW 27-600			-002										X						
	1513		PSMW 27-500			-003										X						
	1543		PSMW-Z500			-004										X						
	1618		PSMW-13A			-005										X						
			~~Trip Blank~~			~~-006~~										X						

Date:	Time:	Relinquished by:	Received by:	Date	Time
4/23/15	1700	[signature]	[signature]	04/23/15	1700
Date:	Time:	Relinquished by:	Received by:	Date	Time

Remarks:

If necessary, samples submitted to Hall Environmental may be subcontracted to other accredited laboratories. This serves as notice of this possibility. Any sub-contracted data will be clearly notated on the analytical report.

HALL
ENVIRONMENTAL
ANALYSIS
LABORATORY

Hall Environmental Analysis Laboratory
4901 Hawkins NE
Albuquerque, NM 87109
TEL: 505-345-3975 FAX: 505-345-4107
Website: www.hallenvironmental.com

April 30, 2015

John Hale
Public Service Company
2401 Aztec, NE #Z110
Albuquerque, NM 87107
TEL: (505) 241-2014
FAX (505) 241-4306

RE: Person Generating Station OrderNo.: 1504B18

Dear John Hale:

Hall Environmental Analysis Laboratory received 6 sample(s) on 4/24/2015 for the analyses presented in the following report.

These were analyzed according to EPA procedures or equivalent. To access our accredited tests please go to www.hallenvironmental.com or the state specific web sites. In order to properly interpret your results it is imperative that you review this report in its entirety. See the sample checklist and/or the Chain of Custody for information regarding the sample receipt temperature and preservation. Data qualifiers or a narrative will be provided if the sample analysis or analytical quality control parameters require a flag. When necessary, data qualifers are provided on both the sample analysis report and the QC summary report, both sections should be reviewed. All samples are reported, as received, unless otherwise indicated. Lab measurement of analytes considered field parameters that require analysis within 15 minutes of sampling such as pH and residual chlorine are qualified as being analyzed outside of the recommended holding time.

Please don't hesitate to contact HEAL for any additional information or clarifications.

ADHS Cert #AZ0682 -- NMED-DWB Cert #NM9425 -- NMED-Micro Cert #NM0190

Sincerely,

Andy Freeman
Laboratory Manager
4901 Hawkins NE
Albuquerque, NM 87109

Hall Environmental Analysis Laboratory, Inc.

CLIENT: Public Service Company
Project: Person Generating Station
Lab ID: 1504B18-001 **Matrix:** AQUEOUS

Client Sample ID: PSMW-VEW
Collection Date: 4/24/2015 1:00:00 PM
Received Date: 4/24/2015 3:50:00 PM

Analyses	Result	RL	Qual	Units	DF	Date Analyzed	Batch
EPA METHOD 8260B: VOLATILES						Analyst:	**RAA**
Benzene	ND	1.0		µg/L	1	4/29/2015 5:02:57 AM	R25833
Toluene	ND	1.0		µg/L	1	4/29/2015 5:02:57 AM	R25833
Ethylbenzene	ND	1.0		µg/L	1	4/29/2015 5:02:57 AM	R25833
Methyl tert-butyl ether (MTBE)	ND	1.0		µg/L	1	4/29/2015 5:02:57 AM	R25833
1,2,4-Trimethylbenzene	ND	1.0		µg/L	1	4/29/2015 5:02:57 AM	R25833
1,3,5-Trimethylbenzene	ND	1.0		µg/L	1	4/29/2015 5:02:57 AM	R25833
1,2-Dichloroethane (EDC)	ND	1.0		µg/L	1	4/29/2015 5:02:57 AM	R25833
1,2-Dibromoethane (EDB)	ND	1.0		µg/L	1	4/29/2015 5:02:57 AM	R25833
Naphthalene	ND	2.0		µg/L	1	4/29/2015 5:02:57 AM	R25833
1-Methylnaphthalene	ND	4.0		µg/L	1	4/29/2015 5:02:57 AM	R25833
2-Methylnaphthalene	ND	4.0		µg/L	1	4/29/2015 5:02:57 AM	R25833
Acetone	ND	10		µg/L	1	4/29/2015 5:02:57 AM	R25833
Bromobenzene	ND	1.0		µg/L	1	4/29/2015 5:02:57 AM	R25833
Bromodichloromethane	ND	1.0		µg/L	1	4/29/2015 5:02:57 AM	R25833
Bromoform	ND	1.0		µg/L	1	4/29/2015 5:02:57 AM	R25833
Bromomethane	ND	3.0		µg/L	1	4/29/2015 5:02:57 AM	R25833
2-Butanone	ND	10		µg/L	1	4/29/2015 5:02:57 AM	R25833
Carbon disulfide	ND	10		µg/L	1	4/29/2015 5:02:57 AM	R25833
Carbon Tetrachloride	ND	1.0		µg/L	1	4/29/2015 5:02:57 AM	R25833
Chlorobenzene	ND	1.0		µg/L	1	4/29/2015 5:02:57 AM	R25833
Chloroethane	ND	2.0		µg/L	1	4/29/2015 5:02:57 AM	R25833
Chloroform	ND	1.0		µg/L	1	4/29/2015 5:02:57 AM	R25833
Chloromethane	ND	3.0		µg/L	1	4/29/2015 5:02:57 AM	R25833
2-Chlorotoluene	ND	1.0		µg/L	1	4/29/2015 5:02:57 AM	R25833
4-Chlorotoluene	ND	1.0		µg/L	1	4/29/2015 5:02:57 AM	R25833
cis-1,2-DCE	ND	1.0		µg/L	1	4/29/2015 5:02:57 AM	R25833
cis-1,3-Dichloropropene	ND	1.0		µg/L	1	4/29/2015 5:02:57 AM	R25833
1,2-Dibromo-3-chloropropane	ND	2.0		µg/L	1	4/29/2015 5:02:57 AM	R25833
Dibromochloromethane	ND	1.0		µg/L	1	4/29/2015 5:02:57 AM	R25833
Dibromomethane	ND	1.0		µg/L	1	4/29/2015 5:02:57 AM	R25833
1,2-Dichlorobenzene	ND	1.0		µg/L	1	4/29/2015 5:02:57 AM	R25833
1,3-Dichlorobenzene	ND	1.0		µg/L	1	4/29/2015 5:02:57 AM	R25833
1,4-Dichlorobenzene	ND	1.0		µg/L	1	4/29/2015 5:02:57 AM	R25833
Dichlorodifluoromethane	ND	1.0		µg/L	1	4/29/2015 5:02:57 AM	R25833
1,1-Dichloroethane	ND	1.0		µg/L	1	4/29/2015 5:02:57 AM	R25833
1,1-Dichloroethene	ND	1.0		µg/L	1	4/29/2015 5:02:57 AM	R25833
1,2-Dichloropropane	ND	1.0		µg/L	1	4/29/2015 5:02:57 AM	R25833
1,3-Dichloropropane	ND	1.0		µg/L	1	4/29/2015 5:02:57 AM	R25833
2,2-Dichloropropane	ND	2.0		µg/L	1	4/29/2015 5:02:57 AM	R25833

Refer to the QC Summary report and sample login checklist for flagged QC data and preservation information.

Qualifiers:

*	Value exceeds Maximum Contaminant Level.	B	Analyte detected in the associated Method Blank
E	Value above quantitation range	H	Holding times for preparation or analysis exceeded
J	Analyte detected below quantitation limits	ND	Not Detected at the Reporting Limit
O	RSD is greater than RSDlimit	P	Sample pH Not In Range
R	RPD outside accepted recovery limits	RL	Reporting Detection Limit
S	Spike Recovery outside accepted recovery limits		

Hall Environmental Analysis Laboratory, Inc.

CLIENT: Public Service Company
Project: Person Generating Station
Lab ID: 1504B18-001 **Matrix:** AQUEOUS

Client Sample ID: PSMW-VEW
Collection Date: 4/24/2015 1:00:00 PM
Received Date: 4/24/2015 3:50:00 PM

Analyses	Result	RL	Qual	Units	DF	Date Analyzed	Batch
EPA METHOD 8260B: VOLATILES						Analyst: **RAA**	
1,1-Dichloropropene	ND	1.0		µg/L	1	4/29/2015 5:02:57 AM	R25833
Hexachlorobutadiene	ND	1.0		µg/L	1	4/29/2015 5:02:57 AM	R25833
2-Hexanone	ND	10		µg/L	1	4/29/2015 5:02:57 AM	R25833
Isopropylbenzene	ND	1.0		µg/L	1	4/29/2015 5:02:57 AM	R25833
4-Isopropyltoluene	ND	1.0		µg/L	1	4/29/2015 5:02:57 AM	R25833
4-Methyl-2-pentanone	ND	10		µg/L	1	4/29/2015 5:02:57 AM	R25833
Methylene Chloride	ND	3.0		µg/L	1	4/29/2015 5:02:57 AM	R25833
n-Butylbenzene	ND	3.0		µg/L	1	4/29/2015 5:02:57 AM	R25833
n-Propylbenzene	ND	1.0		µg/L	1	4/29/2015 5:02:57 AM	R25833
sec-Butylbenzene	ND	1.0		µg/L	1	4/29/2015 5:02:57 AM	R25833
Styrene	ND	1.0		µg/L	1	4/29/2015 5:02:57 AM	R25833
tert-Butylbenzene	ND	1.0		µg/L	1	4/29/2015 5:02:57 AM	R25833
1,1,1,2-Tetrachloroethane	ND	1.0		µg/L	1	4/29/2015 5:02:57 AM	R25833
1,1,2,2-Tetrachloroethane	ND	2.0		µg/L	1	4/29/2015 5:02:57 AM	R25833
Tetrachloroethene (PCE)	1.4	1.0		µg/L	1	4/29/2015 5:02:57 AM	R25833
trans-1,2-DCE	ND	1.0		µg/L	1	4/29/2015 5:02:57 AM	R25833
trans-1,3-Dichloropropene	ND	1.0		µg/L	1	4/29/2015 5:02:57 AM	R25833
1,2,3-Trichlorobenzene	ND	1.0		µg/L	1	4/29/2015 5:02:57 AM	R25833
1,2,4-Trichlorobenzene	ND	1.0		µg/L	1	4/29/2015 5:02:57 AM	R25833
1,1,1-Trichloroethane	ND	1.0		µg/L	1	4/29/2015 5:02:57 AM	R25833
1,1,2-Trichloroethane	ND	1.0		µg/L	1	4/29/2015 5:02:57 AM	R25833
Trichloroethene (TCE)	ND	1.0		µg/L	1	4/29/2015 5:02:57 AM	R25833
Trichlorofluoromethane	ND	1.0		µg/L	1	4/29/2015 5:02:57 AM	R25833
1,2,3-Trichloropropane	ND	2.0		µg/L	1	4/29/2015 5:02:57 AM	R25833
Vinyl chloride	ND	1.0		µg/L	1	4/29/2015 5:02:57 AM	R25833
Xylenes, Total	ND	1.5		µg/L	1	4/29/2015 5:02:57 AM	R25833
Surr: 1,2-Dichloroethane-d4	104	70-130		%REC	1	4/29/2015 5:02:57 AM	R25833
Surr: 4-Bromofluorobenzene	92.8	70-130		%REC	1	4/29/2015 5:02:57 AM	R25833
Surr: Dibromofluoromethane	102	70-130		%REC	1	4/29/2015 5:02:57 AM	R25833
Surr: Toluene-d8	98.5	70-130		%REC	1	4/29/2015 5:02:57 AM	R25833

Refer to the QC Summary report and sample login checklist for flagged QC data and preservation information.

Qualifiers:

*	Value exceeds Maximum Contaminant Level.	B	Analyte detected in the associated Method Blank
E	Value above quantitation range	H	Holding times for preparation or analysis exceeded
J	Analyte detected below quantitation limits	ND	Not Detected at the Reporting Limit
O	RSD is greater than RSDlimit	P	Sample pH Not In Range
R	RPD outside accepted recovery limits	RL	Reporting Detection Limit
S	Spike Recovery outside accepted recovery limits		

Hall Environmental Analysis Laboratory, Inc.

CLIENT: Public Service Company
Project: Person Generating Station
Lab ID: 1504B18-002 **Matrix:** AQUEOUS

Client Sample ID: PSMW-EW-1
Collection Date: 4/24/2015 1:05:00 PM
Received Date: 4/24/2015 3:50:00 PM

Analyses	Result	RL	Qual	Units	DF	Date Analyzed	Batch
EPA METHOD 8260B: VOLATILES						Analyst:	**RAA**
Benzene	ND	1.0		µg/L	1	4/29/2015 5:31:42 AM	R25833
Toluene	ND	1.0		µg/L	1	4/29/2015 5:31:42 AM	R25833
Ethylbenzene	ND	1.0		µg/L	1	4/29/2015 5:31:42 AM	R25833
Methyl tert-butyl ether (MTBE)	ND	1.0		µg/L	1	4/29/2015 5:31:42 AM	R25833
1,2,4-Trimethylbenzene	ND	1.0		µg/L	1	4/29/2015 5:31:42 AM	R25833
1,3,5-Trimethylbenzene	ND	1.0		µg/L	1	4/29/2015 5:31:42 AM	R25833
1,2-Dichloroethane (EDC)	ND	1.0		µg/L	1	4/29/2015 5:31:42 AM	R25833
1,2-Dibromoethane (EDB)	ND	1.0		µg/L	1	4/29/2015 5:31:42 AM	R25833
Naphthalene	ND	2.0		µg/L	1	4/29/2015 5:31:42 AM	R25833
1-Methylnaphthalene	ND	4.0		µg/L	1	4/29/2015 5:31:42 AM	R25833
2-Methylnaphthalene	ND	4.0		µg/L	1	4/29/2015 5:31:42 AM	R25833
Acetone	ND	10		µg/L	1	4/29/2015 5:31:42 AM	R25833
Bromobenzene	ND	1.0		µg/L	1	4/29/2015 5:31:42 AM	R25833
Bromodichloromethane	ND	1.0		µg/L	1	4/29/2015 5:31:42 AM	R25833
Bromoform	ND	1.0		µg/L	1	4/29/2015 5:31:42 AM	R25833
Bromomethane	ND	3.0		µg/L	1	4/29/2015 5:31:42 AM	R25833
2-Butanone	ND	10		µg/L	1	4/29/2015 5:31:42 AM	R25833
Carbon disulfide	ND	10		µg/L	1	4/29/2015 5:31:42 AM	R25833
Carbon Tetrachloride	ND	1.0		µg/L	1	4/29/2015 5:31:42 AM	R25833
Chlorobenzene	ND	1.0		µg/L	1	4/29/2015 5:31:42 AM	R25833
Chloroethane	ND	2.0		µg/L	1	4/29/2015 5:31:42 AM	R25833
Chloroform	ND	1.0		µg/L	1	4/29/2015 5:31:42 AM	R25833
Chloromethane	ND	3.0		µg/L	1	4/29/2015 5:31:42 AM	R25833
2-Chlorotoluene	ND	1.0		µg/L	1	4/29/2015 5:31:42 AM	R25833
4-Chlorotoluene	ND	1.0		µg/L	1	4/29/2015 5:31:42 AM	R25833
cis-1,2-DCE	ND	1.0		µg/L	1	4/29/2015 5:31:42 AM	R25833
cis-1,3-Dichloropropene	ND	1.0		µg/L	1	4/29/2015 5:31:42 AM	R25833
1,2-Dibromo-3-chloropropane	ND	2.0		µg/L	1	4/29/2015 5:31:42 AM	R25833
Dibromochloromethane	ND	1.0		µg/L	1	4/29/2015 5:31:42 AM	R25833
Dibromomethane	ND	1.0		µg/L	1	4/29/2015 5:31:42 AM	R25833
1,2-Dichlorobenzene	ND	1.0		µg/L	1	4/29/2015 5:31:42 AM	R25833
1,3-Dichlorobenzene	ND	1.0		µg/L	1	4/29/2015 5:31:42 AM	R25833
1,4-Dichlorobenzene	ND	1.0		µg/L	1	4/29/2015 5:31:42 AM	R25833
Dichlorodifluoromethane	ND	1.0		µg/L	1	4/29/2015 5:31:42 AM	R25833
1,1-Dichloroethane	ND	1.0		µg/L	1	4/29/2015 5:31:42 AM	R25833
1,1-Dichloroethene	ND	1.0		µg/L	1	4/29/2015 5:31:42 AM	R25833
1,2-Dichloropropane	ND	1.0		µg/L	1	4/29/2015 5:31:42 AM	R25833
1,3-Dichloropropane	ND	1.0		µg/L	1	4/29/2015 5:31:42 AM	R25833
2,2-Dichloropropane	ND	2.0		µg/L	1	4/29/2015 5:31:42 AM	R25833

Refer to the QC Summary report and sample login checklist for flagged QC data and preservation information.

Qualifiers:

*	Value exceeds Maximum Contaminant Level.	B	Analyte detected in the associated Method Blank
E	Value above quantitation range	H	Holding times for preparation or analysis exceeded
J	Analyte detected below quantitation limits	ND	Not Detected at the Reporting Limit
O	RSD is greater than RSDlimit	P	Sample pH Not In Range
R	RPD outside accepted recovery limits	RL	Reporting Detection Limit
S	Spike Recovery outside accepted recovery limits		

Hall Environmental Analysis Laboratory, Inc.

CLIENT: Public Service Company
Project: Person Generating Station
Lab ID: 1504B18-002 **Matrix:** AQUEOUS

Client Sample ID: PSMW-EW-1
Collection Date: 4/24/2015 1:05:00 PM
Received Date: 4/24/2015 3:50:00 PM

Analyses	Result	RL	Qual	Units	DF	Date Analyzed	Batch
EPA METHOD 8260B: VOLATILES						Analyst:	**RAA**
1,1-Dichloropropene	ND	1.0		µg/L	1	4/29/2015 5:31:42 AM	R25833
Hexachlorobutadiene	ND	1.0		µg/L	1	4/29/2015 5:31:42 AM	R25833
2-Hexanone	ND	10		µg/L	1	4/29/2015 5:31:42 AM	R25833
Isopropylbenzene	ND	1.0		µg/L	1	4/29/2015 5:31:42 AM	R25833
4-Isopropyltoluene	ND	1.0		µg/L	1	4/29/2015 5:31:42 AM	R25833
4-Methyl-2-pentanone	ND	10		µg/L	1	4/29/2015 5:31:42 AM	R25833
Methylene Chloride	ND	3.0		µg/L	1	4/29/2015 5:31:42 AM	R25833
n-Butylbenzene	ND	3.0		µg/L	1	4/29/2015 5:31:42 AM	R25833
n-Propylbenzene	ND	1.0		µg/L	1	4/29/2015 5:31:42 AM	R25833
sec-Butylbenzene	ND	1.0		µg/L	1	4/29/2015 5:31:42 AM	R25833
Styrene	ND	1.0		µg/L	1	4/29/2015 5:31:42 AM	R25833
tert-Butylbenzene	ND	1.0		µg/L	1	4/29/2015 5:31:42 AM	R25833
1,1,1,2-Tetrachloroethane	ND	1.0		µg/L	1	4/29/2015 5:31:42 AM	R25833
1,1,2,2-Tetrachloroethane	ND	2.0		µg/L	1	4/29/2015 5:31:42 AM	R25833
Tetrachloroethene (PCE)	ND	1.0		µg/L	1	4/29/2015 5:31:42 AM	R25833
trans-1,2-DCE	ND	1.0		µg/L	1	4/29/2015 5:31:42 AM	R25833
trans-1,3-Dichloropropene	ND	1.0		µg/L	1	4/29/2015 5:31:42 AM	R25833
1,2,3-Trichlorobenzene	ND	1.0		µg/L	1	4/29/2015 5:31:42 AM	R25833
1,2,4-Trichlorobenzene	ND	1.0		µg/L	1	4/29/2015 5:31:42 AM	R25833
1,1,1-Trichloroethane	ND	1.0		µg/L	1	4/29/2015 5:31:42 AM	R25833
1,1,2-Trichloroethane	ND	1.0		µg/L	1	4/29/2015 5:31:42 AM	R25833
Trichloroethene (TCE)	ND	1.0		µg/L	1	4/29/2015 5:31:42 AM	R25833
Trichlorofluoromethane	ND	1.0		µg/L	1	4/29/2015 5:31:42 AM	R25833
1,2,3-Trichloropropane	ND	2.0		µg/L	1	4/29/2015 5:31:42 AM	R25833
Vinyl chloride	ND	1.0		µg/L	1	4/29/2015 5:31:42 AM	R25833
Xylenes, Total	ND	1.5		µg/L	1	4/29/2015 5:31:42 AM	R25833
Surr: 1,2-Dichloroethane-d4	95.2	70-130		%REC	1	4/29/2015 5:31:42 AM	R25833
Surr: 4-Bromofluorobenzene	106	70-130		%REC	1	4/29/2015 5:31:42 AM	R25833
Surr: Dibromofluoromethane	95.3	70-130		%REC	1	4/29/2015 5:31:42 AM	R25833
Surr: Toluene-d8	98.9	70-130		%REC	1	4/29/2015 5:31:42 AM	R25833

Refer to the QC Summary report and sample login checklist for flagged QC data and preservation information.

Qualifiers:

*	Value exceeds Maximum Contaminant Level.	B	Analyte detected in the associated Method Blank
E	Value above quantitation range	H	Holding times for preparation or analysis exceeded
J	Analyte detected below quantitation limits	ND	Not Detected at the Reporting Limit
O	RSD is greater than RSDlimit	P	Sample pH Not In Range
R	RPD outside accepted recovery limits	RL	Reporting Detection Limit
S	Spike Recovery outside accepted recovery limits		

Hall Environmental Analysis Laboratory, Inc.

CLIENT: Public Service Company
Project: Person Generating Station
Lab ID: 1504B18-003 **Matrix:** AQUEOUS

Client Sample ID: PSMW-EW-2
Collection Date: 4/24/2015 1:10:00 PM
Received Date: 4/24/2015 3:50:00 PM

Analyses	Result	RL	Qual	Units	DF	Date Analyzed	Batch
EPA METHOD 8260B: VOLATILES						Analyst:	**RAA**
Benzene	ND	1.0		µg/L	1	4/29/2015 6:00:26 AM	R25833
Toluene	ND	1.0		µg/L	1	4/29/2015 6:00:26 AM	R25833
Ethylbenzene	ND	1.0		µg/L	1	4/29/2015 6:00:26 AM	R25833
Methyl tert-butyl ether (MTBE)	ND	1.0		µg/L	1	4/29/2015 6:00:26 AM	R25833
1,2,4-Trimethylbenzene	ND	1.0		µg/L	1	4/29/2015 6:00:26 AM	R25833
1,3,5-Trimethylbenzene	ND	1.0		µg/L	1	4/29/2015 6:00:26 AM	R25833
1,2-Dichloroethane (EDC)	ND	1.0		µg/L	1	4/29/2015 6:00:26 AM	R25833
1,2-Dibromoethane (EDB)	ND	1.0		µg/L	1	4/29/2015 6:00:26 AM	R25833
Naphthalene	ND	2.0		µg/L	1	4/29/2015 6:00:26 AM	R25833
1-Methylnaphthalene	ND	4.0		µg/L	1	4/29/2015 6:00:26 AM	R25833
2-Methylnaphthalene	ND	4.0		µg/L	1	4/29/2015 6:00:26 AM	R25833
Acetone	ND	10		µg/L	1	4/29/2015 6:00:26 AM	R25833
Bromobenzene	ND	1.0		µg/L	1	4/29/2015 6:00:26 AM	R25833
Bromodichloromethane	ND	1.0		µg/L	1	4/29/2015 6:00:26 AM	R25833
Bromoform	ND	1.0		µg/L	1	4/29/2015 6:00:26 AM	R25833
Bromomethane	ND	3.0		µg/L	1	4/29/2015 6:00:26 AM	R25833
2-Butanone	ND	10		µg/L	1	4/29/2015 6:00:26 AM	R25833
Carbon disulfide	ND	10		µg/L	1	4/29/2015 6:00:26 AM	R25833
Carbon Tetrachloride	ND	1.0		µg/L	1	4/29/2015 6:00:26 AM	R25833
Chlorobenzene	ND	1.0		µg/L	1	4/29/2015 6:00:26 AM	R25833
Chloroethane	ND	2.0		µg/L	1	4/29/2015 6:00:26 AM	R25833
Chloroform	ND	1.0		µg/L	1	4/29/2015 6:00:26 AM	R25833
Chloromethane	ND	3.0		µg/L	1	4/29/2015 6:00:26 AM	R25833
2-Chlorotoluene	ND	1.0		µg/L	1	4/29/2015 6:00:26 AM	R25833
4-Chlorotoluene	ND	1.0		µg/L	1	4/29/2015 6:00:26 AM	R25833
cis-1,2-DCE	ND	1.0		µg/L	1	4/29/2015 6:00:26 AM	R25833
cis-1,3-Dichloropropene	ND	1.0		µg/L	1	4/29/2015 6:00:26 AM	R25833
1,2-Dibromo-3-chloropropane	ND	2.0		µg/L	1	4/29/2015 6:00:26 AM	R25833
Dibromochloromethane	ND	1.0		µg/L	1	4/29/2015 6:00:26 AM	R25833
Dibromomethane	ND	1.0		µg/L	1	4/29/2015 6:00:26 AM	R25833
1,2-Dichlorobenzene	ND	1.0		µg/L	1	4/29/2015 6:00:26 AM	R25833
1,3-Dichlorobenzene	ND	1.0		µg/L	1	4/29/2015 6:00:26 AM	R25833
1,4-Dichlorobenzene	ND	1.0		µg/L	1	4/29/2015 6:00:26 AM	R25833
Dichlorodifluoromethane	ND	1.0		µg/L	1	4/29/2015 6:00:26 AM	R25833
1,1-Dichloroethane	ND	1.0		µg/L	1	4/29/2015 6:00:26 AM	R25833
1,1-Dichloroethene	ND	1.0		µg/L	1	4/29/2015 6:00:26 AM	R25833
1,2-Dichloropropane	ND	1.0		µg/L	1	4/29/2015 6:00:26 AM	R25833
1,3-Dichloropropane	ND	1.0		µg/L	1	4/29/2015 6:00:26 AM	R25833
2,2-Dichloropropane	ND	2.0		µg/L	1	4/29/2015 6:00:26 AM	R25833

Refer to the QC Summary report and sample login checklist for flagged QC data and preservation information.

Qualifiers:

*	Value exceeds Maximum Contaminant Level.	B	Analyte detected in the associated Method Blank
E	Value above quantitation range	H	Holding times for preparation or analysis exceeded
J	Analyte detected below quantitation limits	ND	Not Detected at the Reporting Limit
O	RSD is greater than RSDlimit	P	Sample pH Not In Range
R	RPD outside accepted recovery limits	RL	Reporting Detection Limit
S	Spike Recovery outside accepted recovery limits		

Hall Environmental Analysis Laboratory, Inc.

CLIENT: Public Service Company
Project: Person Generating Station
Lab ID: 1504B18-003 **Matrix:** AQUEOUS

Client Sample ID: PSMW-EW-2
Collection Date: 4/24/2015 1:10:00 PM
Received Date: 4/24/2015 3:50:00 PM

Analyses	Result	RL	Qual	Units	DF	Date Analyzed	Batch
EPA METHOD 8260B: VOLATILES						Analyst:	**RAA**
1,1-Dichloropropene	ND	1.0		µg/L	1	4/29/2015 6:00:26 AM	R25833
Hexachlorobutadiene	ND	1.0		µg/L	1	4/29/2015 6:00:26 AM	R25833
2-Hexanone	ND	10		µg/L	1	4/29/2015 6:00:26 AM	R25833
Isopropylbenzene	ND	1.0		µg/L	1	4/29/2015 6:00:26 AM	R25833
4-Isopropyltoluene	ND	1.0		µg/L	1	4/29/2015 6:00:26 AM	R25833
4-Methyl-2-pentanone	ND	10		µg/L	1	4/29/2015 6:00:26 AM	R25833
Methylene Chloride	ND	3.0		µg/L	1	4/29/2015 6:00:26 AM	R25833
n-Butylbenzene	ND	3.0		µg/L	1	4/29/2015 6:00:26 AM	R25833
n-Propylbenzene	ND	1.0		µg/L	1	4/29/2015 6:00:26 AM	R25833
sec-Butylbenzene	ND	1.0		µg/L	1	4/29/2015 6:00:26 AM	R25833
Styrene	ND	1.0		µg/L	1	4/29/2015 6:00:26 AM	R25833
tert-Butylbenzene	ND	1.0		µg/L	1	4/29/2015 6:00:26 AM	R25833
1,1,1,2-Tetrachloroethane	ND	1.0		µg/L	1	4/29/2015 6:00:26 AM	R25833
1,1,2,2-Tetrachloroethane	ND	2.0		µg/L	1	4/29/2015 6:00:26 AM	R25833
Tetrachloroethene (PCE)	ND	1.0		µg/L	1	4/29/2015 6:00:26 AM	R25833
trans-1,2-DCE	ND	1.0		µg/L	1	4/29/2015 6:00:26 AM	R25833
trans-1,3-Dichloropropene	ND	1.0		µg/L	1	4/29/2015 6:00:26 AM	R25833
1,2,3-Trichlorobenzene	ND	1.0		µg/L	1	4/29/2015 6:00:26 AM	R25833
1,2,4-Trichlorobenzene	ND	1.0		µg/L	1	4/29/2015 6:00:26 AM	R25833
1,1,1-Trichloroethane	ND	1.0		µg/L	1	4/29/2015 6:00:26 AM	R25833
1,1,2-Trichloroethane	ND	1.0		µg/L	1	4/29/2015 6:00:26 AM	R25833
Trichloroethene (TCE)	ND	1.0		µg/L	1	4/29/2015 6:00:26 AM	R25833
Trichlorofluoromethane	ND	1.0		µg/L	1	4/29/2015 6:00:26 AM	R25833
1,2,3-Trichloropropane	ND	2.0		µg/L	1	4/29/2015 6:00:26 AM	R25833
Vinyl chloride	ND	1.0		µg/L	1	4/29/2015 6:00:26 AM	R25833
Xylenes, Total	ND	1.5		µg/L	1	4/29/2015 6:00:26 AM	R25833
Surr: 1,2-Dichloroethane-d4	94.2	70-130		%REC	1	4/29/2015 6:00:26 AM	R25833
Surr: 4-Bromofluorobenzene	97.2	70-130		%REC	1	4/29/2015 6:00:26 AM	R25833
Surr: Dibromofluoromethane	94.8	70-130		%REC	1	4/29/2015 6:00:26 AM	R25833
Surr: Toluene-d8	99.9	70-130		%REC	1	4/29/2015 6:00:26 AM	R25833

Refer to the QC Summary report and sample login checklist for flagged QC data and preservation information.

Qualifiers:

*	Value exceeds Maximum Contaminant Level.	B	Analyte detected in the associated Method Blank
E	Value above quantitation range	H	Holding times for preparation or analysis exceeded
J	Analyte detected below quantitation limits	ND	Not Detected at the Reporting Limit
O	RSD is greater than RSDlimit	P	Sample pH Not In Range
R	RPD outside accepted recovery limits	RL	Reporting Detection Limit
S	Spike Recovery outside accepted recovery limits		

Hall Environmental Analysis Laboratory, Inc.

CLIENT: Public Service Company
Project: Person Generating Station
Lab ID: 1504B18-004 **Matrix:** AQUEOUS

Client Sample ID: PSMW-EW-3
Collection Date: 4/24/2015 1:15:00 PM
Received Date: 4/24/2015 3:50:00 PM

Analyses	Result	RL	Qual	Units	DF	Date Analyzed	Batch
EPA METHOD 8260B: VOLATILES						Analyst:	**RAA**
Benzene	ND	1.0		µg/L	1	4/29/2015 6:29:12 AM	R25833
Toluene	ND	1.0		µg/L	1	4/29/2015 6:29:12 AM	R25833
Ethylbenzene	ND	1.0		µg/L	1	4/29/2015 6:29:12 AM	R25833
Methyl tert-butyl ether (MTBE)	ND	1.0		µg/L	1	4/29/2015 6:29:12 AM	R25833
1,2,4-Trimethylbenzene	ND	1.0		µg/L	1	4/29/2015 6:29:12 AM	R25833
1,3,5-Trimethylbenzene	ND	1.0		µg/L	1	4/29/2015 6:29:12 AM	R25833
1,2-Dichloroethane (EDC)	ND	1.0		µg/L	1	4/29/2015 6:29:12 AM	R25833
1,2-Dibromoethane (EDB)	ND	1.0		µg/L	1	4/29/2015 6:29:12 AM	R25833
Naphthalene	ND	2.0		µg/L	1	4/29/2015 6:29:12 AM	R25833
1-Methylnaphthalene	ND	4.0		µg/L	1	4/29/2015 6:29:12 AM	R25833
2-Methylnaphthalene	ND	4.0		µg/L	1	4/29/2015 6:29:12 AM	R25833
Acetone	ND	10		µg/L	1	4/29/2015 6:29:12 AM	R25833
Bromobenzene	ND	1.0		µg/L	1	4/29/2015 6:29:12 AM	R25833
Bromodichloromethane	ND	1.0		µg/L	1	4/29/2015 6:29:12 AM	R25833
Bromoform	ND	1.0		µg/L	1	4/29/2015 6:29:12 AM	R25833
Bromomethane	ND	3.0		µg/L	1	4/29/2015 6:29:12 AM	R25833
2-Butanone	ND	10		µg/L	1	4/29/2015 6:29:12 AM	R25833
Carbon disulfide	ND	10		µg/L	1	4/29/2015 6:29:12 AM	R25833
Carbon Tetrachloride	ND	1.0		µg/L	1	4/29/2015 6:29:12 AM	R25833
Chlorobenzene	ND	1.0		µg/L	1	4/29/2015 6:29:12 AM	R25833
Chloroethane	ND	2.0		µg/L	1	4/29/2015 6:29:12 AM	R25833
Chloroform	ND	1.0		µg/L	1	4/29/2015 6:29:12 AM	R25833
Chloromethane	ND	3.0		µg/L	1	4/29/2015 6:29:12 AM	R25833
2-Chlorotoluene	ND	1.0		µg/L	1	4/29/2015 6:29:12 AM	R25833
4-Chlorotoluene	ND	1.0		µg/L	1	4/29/2015 6:29:12 AM	R25833
cis-1,2-DCE	ND	1.0		µg/L	1	4/29/2015 6:29:12 AM	R25833
cis-1,3-Dichloropropene	ND	1.0		µg/L	1	4/29/2015 6:29:12 AM	R25833
1,2-Dibromo-3-chloropropane	ND	2.0		µg/L	1	4/29/2015 6:29:12 AM	R25833
Dibromochloromethane	ND	1.0		µg/L	1	4/29/2015 6:29:12 AM	R25833
Dibromomethane	ND	1.0		µg/L	1	4/29/2015 6:29:12 AM	R25833
1,2-Dichlorobenzene	ND	1.0		µg/L	1	4/29/2015 6:29:12 AM	R25833
1,3-Dichlorobenzene	ND	1.0		µg/L	1	4/29/2015 6:29:12 AM	R25833
1,4-Dichlorobenzene	ND	1.0		µg/L	1	4/29/2015 6:29:12 AM	R25833
Dichlorodifluoromethane	ND	1.0		µg/L	1	4/29/2015 6:29:12 AM	R25833
1,1-Dichloroethane	ND	1.0		µg/L	1	4/29/2015 6:29:12 AM	R25833
1,1-Dichloroethene	ND	1.0		µg/L	1	4/29/2015 6:29:12 AM	R25833
1,2-Dichloropropane	ND	1.0		µg/L	1	4/29/2015 6:29:12 AM	R25833
1,3-Dichloropropane	ND	1.0		µg/L	1	4/29/2015 6:29:12 AM	R25833
2,2-Dichloropropane	ND	2.0		µg/L	1	4/29/2015 6:29:12 AM	R25833

Refer to the QC Summary report and sample login checklist for flagged QC data and preservation information.

Qualifiers:

*	Value exceeds Maximum Contaminant Level.	B	Analyte detected in the associated Method Blank
E	Value above quantitation range	H	Holding times for preparation or analysis exceeded
J	Analyte detected below quantitation limits	ND	Not Detected at the Reporting Limit
O	RSD is greater than RSDlimit	P	Sample pH Not In Range
R	RPD outside accepted recovery limits	RL	Reporting Detection Limit
S	Spike Recovery outside accepted recovery limits		

Hall Environmental Analysis Laboratory, Inc.

CLIENT: Public Service Company
Project: Person Generating Station
Lab ID: 1504B18-004 **Matrix:** AQUEOUS

Client Sample ID: PSMW-EW-3
Collection Date: 4/24/2015 1:15:00 PM
Received Date: 4/24/2015 3:50:00 PM

Analyses	Result	RL	Qual	Units	DF	Date Analyzed	Batch
EPA METHOD 8260B: VOLATILES						Analyst:	**RAA**
1,1-Dichloropropene	ND	1.0		µg/L	1	4/29/2015 6:29:12 AM	R25833
Hexachlorobutadiene	ND	1.0		µg/L	1	4/29/2015 6:29:12 AM	R25833
2-Hexanone	ND	10		µg/L	1	4/29/2015 6:29:12 AM	R25833
Isopropylbenzene	ND	1.0		µg/L	1	4/29/2015 6:29:12 AM	R25833
4-Isopropyltoluene	ND	1.0		µg/L	1	4/29/2015 6:29:12 AM	R25833
4-Methyl-2-pentanone	ND	10		µg/L	1	4/29/2015 6:29:12 AM	R25833
Methylene Chloride	ND	3.0		µg/L	1	4/29/2015 6:29:12 AM	R25833
n-Butylbenzene	ND	3.0		µg/L	1	4/29/2015 6:29:12 AM	R25833
n-Propylbenzene	ND	1.0		µg/L	1	4/29/2015 6:29:12 AM	R25833
sec-Butylbenzene	ND	1.0		µg/L	1	4/29/2015 6:29:12 AM	R25833
Styrene	ND	1.0		µg/L	1	4/29/2015 6:29:12 AM	R25833
tert-Butylbenzene	ND	1.0		µg/L	1	4/29/2015 6:29:12 AM	R25833
1,1,1,2-Tetrachloroethane	ND	1.0		µg/L	1	4/29/2015 6:29:12 AM	R25833
1,1,2,2-Tetrachloroethane	ND	2.0		µg/L	1	4/29/2015 6:29:12 AM	R25833
Tetrachloroethene (PCE)	1.3	1.0		µg/L	1	4/29/2015 6:29:12 AM	R25833
trans-1,2-DCE	ND	1.0		µg/L	1	4/29/2015 6:29:12 AM	R25833
trans-1,3-Dichloropropene	ND	1.0		µg/L	1	4/29/2015 6:29:12 AM	R25833
1,2,3-Trichlorobenzene	ND	1.0		µg/L	1	4/29/2015 6:29:12 AM	R25833
1,2,4-Trichlorobenzene	ND	1.0		µg/L	1	4/29/2015 6:29:12 AM	R25833
1,1,1-Trichloroethane	ND	1.0		µg/L	1	4/29/2015 6:29:12 AM	R25833
1,1,2-Trichloroethane	ND	1.0		µg/L	1	4/29/2015 6:29:12 AM	R25833
Trichloroethene (TCE)	ND	1.0		µg/L	1	4/29/2015 6:29:12 AM	R25833
Trichlorofluoromethane	ND	1.0		µg/L	1	4/29/2015 6:29:12 AM	R25833
1,2,3-Trichloropropane	ND	2.0		µg/L	1	4/29/2015 6:29:12 AM	R25833
Vinyl chloride	ND	1.0		µg/L	1	4/29/2015 6:29:12 AM	R25833
Xylenes, Total	ND	1.5		µg/L	1	4/29/2015 6:29:12 AM	R25833
Surr: 1,2-Dichloroethane-d4	104	70-130		%REC	1	4/29/2015 6:29:12 AM	R25833
Surr: 4-Bromofluorobenzene	98.0	70-130		%REC	1	4/29/2015 6:29:12 AM	R25833
Surr: Dibromofluoromethane	98.4	70-130		%REC	1	4/29/2015 6:29:12 AM	R25833
Surr: Toluene-d8	94.3	70-130		%REC	1	4/29/2015 6:29:12 AM	R25833

Refer to the QC Summary report and sample login checklist for flagged QC data and preservation information.

Qualifiers:

*	Value exceeds Maximum Contaminant Level.	B	Analyte detected in the associated Method Blank
E	Value above quantitation range	H	Holding times for preparation or analysis exceeded
J	Analyte detected below quantitation limits	ND	Not Detected at the Reporting Limit
O	RSD is greater than RSDlimit	P	Sample pH Not In Range
R	RPD outside accepted recovery limits	RL	Reporting Detection Limit
S	Spike Recovery outside accepted recovery limits		

Hall Environmental Analysis Laboratory, Inc.

CLIENT: Public Service Company
Project: Person Generating Station
Lab ID: 1504B18-005 **Matrix:** AQUEOUS

Client Sample ID: PSMW-EW-4
Collection Date: 4/24/2015 1:20:00 PM
Received Date: 4/24/2015 3:50:00 PM

Analyses	Result	RL	Qual	Units	DF	Date Analyzed	Batch
EPA METHOD 8260B: VOLATILES						Analyst:	**RAA**
Benzene	ND	1.0		µg/L	1	4/29/2015 6:57:57 AM	R25833
Toluene	ND	1.0		µg/L	1	4/29/2015 6:57:57 AM	R25833
Ethylbenzene	ND	1.0		µg/L	1	4/29/2015 6:57:57 AM	R25833
Methyl tert-butyl ether (MTBE)	ND	1.0		µg/L	1	4/29/2015 6:57:57 AM	R25833
1,2,4-Trimethylbenzene	ND	1.0		µg/L	1	4/29/2015 6:57:57 AM	R25833
1,3,5-Trimethylbenzene	ND	1.0		µg/L	1	4/29/2015 6:57:57 AM	R25833
1,2-Dichloroethane (EDC)	ND	1.0		µg/L	1	4/29/2015 6:57:57 AM	R25833
1,2-Dibromoethane (EDB)	ND	1.0		µg/L	1	4/29/2015 6:57:57 AM	R25833
Naphthalene	ND	2.0		µg/L	1	4/29/2015 6:57:57 AM	R25833
1-Methylnaphthalene	ND	4.0		µg/L	1	4/29/2015 6:57:57 AM	R25833
2-Methylnaphthalene	ND	4.0		µg/L	1	4/29/2015 6:57:57 AM	R25833
Acetone	ND	10		µg/L	1	4/29/2015 6:57:57 AM	R25833
Bromobenzene	ND	1.0		µg/L	1	4/29/2015 6:57:57 AM	R25833
Bromodichloromethane	ND	1.0		µg/L	1	4/29/2015 6:57:57 AM	R25833
Bromoform	ND	1.0		µg/L	1	4/29/2015 6:57:57 AM	R25833
Bromomethane	ND	3.0		µg/L	1	4/29/2015 6:57:57 AM	R25833
2-Butanone	ND	10		µg/L	1	4/29/2015 6:57:57 AM	R25833
Carbon disulfide	ND	10		µg/L	1	4/29/2015 6:57:57 AM	R25833
Carbon Tetrachloride	ND	1.0		µg/L	1	4/29/2015 6:57:57 AM	R25833
Chlorobenzene	ND	1.0		µg/L	1	4/29/2015 6:57:57 AM	R25833
Chloroethane	ND	2.0		µg/L	1	4/29/2015 6:57:57 AM	R25833
Chloroform	ND	1.0		µg/L	1	4/29/2015 6:57:57 AM	R25833
Chloromethane	ND	3.0		µg/L	1	4/29/2015 6:57:57 AM	R25833
2-Chlorotoluene	ND	1.0		µg/L	1	4/29/2015 6:57:57 AM	R25833
4-Chlorotoluene	ND	1.0		µg/L	1	4/29/2015 6:57:57 AM	R25833
cis-1,2-DCE	ND	1.0		µg/L	1	4/29/2015 6:57:57 AM	R25833
cis-1,3-Dichloropropene	ND	1.0		µg/L	1	4/29/2015 6:57:57 AM	R25833
1,2-Dibromo-3-chloropropane	ND	2.0		µg/L	1	4/29/2015 6:57:57 AM	R25833
Dibromochloromethane	ND	1.0		µg/L	1	4/29/2015 6:57:57 AM	R25833
Dibromomethane	ND	1.0		µg/L	1	4/29/2015 6:57:57 AM	R25833
1,2-Dichlorobenzene	ND	1.0		µg/L	1	4/29/2015 6:57:57 AM	R25833
1,3-Dichlorobenzene	ND	1.0		µg/L	1	4/29/2015 6:57:57 AM	R25833
1,4-Dichlorobenzene	ND	1.0		µg/L	1	4/29/2015 6:57:57 AM	R25833
Dichlorodifluoromethane	ND	1.0		µg/L	1	4/29/2015 6:57:57 AM	R25833
1,1-Dichloroethane	ND	1.0		µg/L	1	4/29/2015 6:57:57 AM	R25833
1,1-Dichloroethene	1.1	1.0		µg/L	1	4/29/2015 6:57:57 AM	R25833
1,2-Dichloropropane	ND	1.0		µg/L	1	4/29/2015 6:57:57 AM	R25833
1,3-Dichloropropane	ND	1.0		µg/L	1	4/29/2015 6:57:57 AM	R25833
2,2-Dichloropropane	ND	2.0		µg/L	1	4/29/2015 6:57:57 AM	R25833

Refer to the QC Summary report and sample login checklist for flagged QC data and preservation information.

Qualifiers:

*	Value exceeds Maximum Contaminant Level.	B	Analyte detected in the associated Method Blank
E	Value above quantitation range	H	Holding times for preparation or analysis exceeded
J	Analyte detected below quantitation limits	ND	Not Detected at the Reporting Limit
O	RSD is greater than RSDlimit	P	Sample pH Not In Range
R	RPD outside accepted recovery limits	RL	Reporting Detection Limit
S	Spike Recovery outside accepted recovery limits		

Hall Environmental Analysis Laboratory, Inc.

CLIENT: Public Service Company
Project: Person Generating Station
Lab ID: 1504B18-005 **Matrix:** AQUEOUS

Client Sample ID: PSMW-EW-4
Collection Date: 4/24/2015 1:20:00 PM
Received Date: 4/24/2015 3:50:00 PM

Analyses	Result	RL	Qual	Units	DF	Date Analyzed	Batch
EPA METHOD 8260B: VOLATILES						Analyst: **RAA**	
1,1-Dichloropropene	ND	1.0		µg/L	1	4/29/2015 6:57:57 AM	R25833
Hexachlorobutadiene	ND	1.0		µg/L	1	4/29/2015 6:57:57 AM	R25833
2-Hexanone	ND	10		µg/L	1	4/29/2015 6:57:57 AM	R25833
Isopropylbenzene	ND	1.0		µg/L	1	4/29/2015 6:57:57 AM	R25833
4-Isopropyltoluene	ND	1.0		µg/L	1	4/29/2015 6:57:57 AM	R25833
4-Methyl-2-pentanone	ND	10		µg/L	1	4/29/2015 6:57:57 AM	R25833
Methylene Chloride	ND	3.0		µg/L	1	4/29/2015 6:57:57 AM	R25833
n-Butylbenzene	ND	3.0		µg/L	1	4/29/2015 6:57:57 AM	R25833
n-Propylbenzene	ND	1.0		µg/L	1	4/29/2015 6:57:57 AM	R25833
sec-Butylbenzene	ND	1.0		µg/L	1	4/29/2015 6:57:57 AM	R25833
Styrene	ND	1.0		µg/L	1	4/29/2015 6:57:57 AM	R25833
tert-Butylbenzene	ND	1.0		µg/L	1	4/29/2015 6:57:57 AM	R25833
1,1,1,2-Tetrachloroethane	ND	1.0		µg/L	1	4/29/2015 6:57:57 AM	R25833
1,1,2,2-Tetrachloroethane	ND	2.0		µg/L	1	4/29/2015 6:57:57 AM	R25833
Tetrachloroethene (PCE)	1.9	1.0		µg/L	1	4/29/2015 6:57:57 AM	R25833
trans-1,2-DCE	ND	1.0		µg/L	1	4/29/2015 6:57:57 AM	R25833
trans-1,3-Dichloropropene	ND	1.0		µg/L	1	4/29/2015 6:57:57 AM	R25833
1,2,3-Trichlorobenzene	ND	1.0		µg/L	1	4/29/2015 6:57:57 AM	R25833
1,2,4-Trichlorobenzene	ND	1.0		µg/L	1	4/29/2015 6:57:57 AM	R25833
1,1,1-Trichloroethane	ND	1.0		µg/L	1	4/29/2015 6:57:57 AM	R25833
1,1,2-Trichloroethane	ND	1.0		µg/L	1	4/29/2015 6:57:57 AM	R25833
Trichloroethene (TCE)	ND	1.0		µg/L	1	4/29/2015 6:57:57 AM	R25833
Trichlorofluoromethane	ND	1.0		µg/L	1	4/29/2015 6:57:57 AM	R25833
1,2,3-Trichloropropane	ND	2.0		µg/L	1	4/29/2015 6:57:57 AM	R25833
Vinyl chloride	ND	1.0		µg/L	1	4/29/2015 6:57:57 AM	R25833
Xylenes, Total	ND	1.5		µg/L	1	4/29/2015 6:57:57 AM	R25833
Surr: 1,2-Dichloroethane-d4	106	70-130		%REC	1	4/29/2015 6:57:57 AM	R25833
Surr: 4-Bromofluorobenzene	95.8	70-130		%REC	1	4/29/2015 6:57:57 AM	R25833
Surr: Dibromofluoromethane	105	70-130		%REC	1	4/29/2015 6:57:57 AM	R25833
Surr: Toluene-d8	101	70-130		%REC	1	4/29/2015 6:57:57 AM	R25833

Refer to the QC Summary report and sample login checklist for flagged QC data and preservation information.

Qualifiers:

*	Value exceeds Maximum Contaminant Level.	B	Analyte detected in the associated Method Blank
E	Value above quantitation range	H	Holding times for preparation or analysis exceeded
J	Analyte detected below quantitation limits	ND	Not Detected at the Reporting Limit
O	RSD is greater than RSDlimit	P	Sample pH Not In Range
R	RPD outside accepted recovery limits	RL	Reporting Detection Limit
S	Spike Recovery outside accepted recovery limits		

Hall Environmental Analysis Laboratory, Inc.

CLIENT: Public Service Company
Project: Person Generating Station
Lab ID: *1504B18-006*
Matrix: TRIP BLANK
Client Sample ID: Trip Blank
Collection Date:
Received Date: 4/24/2015 3:50:00 PM

Analyses	Result	RL	Qual	Units	DF	Date Analyzed	Batch
EPA METHOD 8260B: VOLATILES						Analyst:	**RAA**
Benzene	ND	1.0		µg/L	1	4/29/2015 3:23:52 PM	R25866
Toluene	ND	1.0		µg/L	1	4/29/2015 3:23:52 PM	R25866
Ethylbenzene	ND	1.0		µg/L	1	4/29/2015 3:23:52 PM	R25866
Methyl tert-butyl ether (MTBE)	ND	1.0		µg/L	1	4/29/2015 3:23:52 PM	R25866
1,2,4-Trimethylbenzene	ND	1.0		µg/L	1	4/29/2015 3:23:52 PM	R25866
1,3,5-Trimethylbenzene	ND	1.0		µg/L	1	4/29/2015 3:23:52 PM	R25866
1,2-Dichloroethane (EDC)	ND	1.0		µg/L	1	4/29/2015 3:23:52 PM	R25866
1,2-Dibromoethane (EDB)	ND	1.0		µg/L	1	4/29/2015 3:23:52 PM	R25866
Naphthalene	ND	2.0		µg/L	1	4/29/2015 3:23:52 PM	R25866
1-Methylnaphthalene	ND	4.0		µg/L	1	4/29/2015 3:23:52 PM	R25866
2-Methylnaphthalene	ND	4.0		µg/L	1	4/29/2015 3:23:52 PM	R25866
Acetone	ND	10		µg/L	1	4/29/2015 3:23:52 PM	R25866
Bromobenzene	ND	1.0		µg/L	1	4/29/2015 3:23:52 PM	R25866
Bromodichloromethane	ND	1.0		µg/L	1	4/29/2015 3:23:52 PM	R25866
Bromoform	ND	1.0		µg/L	1	4/29/2015 3:23:52 PM	R25866
Bromomethane	ND	3.0		µg/L	1	4/29/2015 3:23:52 PM	R25866
2-Butanone	ND	10		µg/L	1	4/29/2015 3:23:52 PM	R25866
Carbon disulfide	ND	10		µg/L	1	4/29/2015 3:23:52 PM	R25866
Carbon Tetrachloride	ND	1.0		µg/L	1	4/29/2015 3:23:52 PM	R25866
Chlorobenzene	ND	1.0		µg/L	1	4/29/2015 3:23:52 PM	R25866
Chloroethane	ND	2.0		µg/L	1	4/29/2015 3:23:52 PM	R25866
Chloroform	ND	1.0		µg/L	1	4/29/2015 3:23:52 PM	R25866
Chloromethane	ND	3.0		µg/L	1	4/29/2015 3:23:52 PM	R25866
2-Chlorotoluene	ND	1.0		µg/L	1	4/29/2015 3:23:52 PM	R25866
4-Chlorotoluene	ND	1.0		µg/L	1	4/29/2015 3:23:52 PM	R25866
cis-1,2-DCE	ND	1.0		µg/L	1	4/29/2015 3:23:52 PM	R25866
cis-1,3-Dichloropropene	ND	1.0		µg/L	1	4/29/2015 3:23:52 PM	R25866
1,2-Dibromo-3-chloropropane	ND	2.0		µg/L	1	4/29/2015 3:23:52 PM	R25866
Dibromochloromethane	ND	1.0		µg/L	1	4/29/2015 3:23:52 PM	R25866
Dibromomethane	ND	1.0		µg/L	1	4/29/2015 3:23:52 PM	R25866
1,2-Dichlorobenzene	ND	1.0		µg/L	1	4/29/2015 3:23:52 PM	R25866
1,3-Dichlorobenzene	ND	1.0		µg/L	1	4/29/2015 3:23:52 PM	R25866
1,4-Dichlorobenzene	ND	1.0		µg/L	1	4/29/2015 3:23:52 PM	R25866
Dichlorodifluoromethane	ND	1.0		µg/L	1	4/29/2015 3:23:52 PM	R25866
1,1-Dichloroethane	ND	1.0		µg/L	1	4/29/2015 3:23:52 PM	R25866
1,1-Dichloroethene	ND	1.0		µg/L	1	4/29/2015 3:23:52 PM	R25866
1,2-Dichloropropane	ND	1.0		µg/L	1	4/29/2015 3:23:52 PM	R25866
1,3-Dichloropropane	ND	1.0		µg/L	1	4/29/2015 3:23:52 PM	R25866
2,2-Dichloropropane	ND	2.0		µg/L	1	4/29/2015 3:23:52 PM	R25866

Refer to the QC Summary report and sample login checklist for flagged QC data and preservation information.

Qualifiers:

*	Value exceeds Maximum Contaminant Level.	B	Analyte detected in the associated Method Blank
E	Value above quantitation range	H	Holding times for preparation or analysis exceeded
J	Analyte detected below quantitation limits	ND	Not Detected at the Reporting Limit
O	RSD is greater than RSDlimit	P	Sample pH Not In Range
R	RPD outside accepted recovery limits	RL	Reporting Detection Limit
S	Spike Recovery outside accepted recovery limits		

Hall Environmental Analysis Laboratory, Inc.

CLIENT: Public Service Company
Project: Person Generating Station
Lab ID: 1504B18-006
Matrix: TRIP BLANK
Client Sample ID: Trip Blank
Collection Date:
Received Date: 4/24/2015 3:50:00 PM

Analyses	Result	RL	Qual	Units	DF	Date Analyzed	Batch
EPA METHOD 8260B: VOLATILES						Analyst:	**RAA**
1,1-Dichloropropene	ND	1.0		µg/L	1	4/29/2015 3:23:52 PM	R25866
Hexachlorobutadiene	ND	1.0		µg/L	1	4/29/2015 3:23:52 PM	R25866
2-Hexanone	ND	10		µg/L	1	4/29/2015 3:23:52 PM	R25866
Isopropylbenzene	ND	1.0		µg/L	1	4/29/2015 3:23:52 PM	R25866
4-Isopropyltoluene	ND	1.0		µg/L	1	4/29/2015 3:23:52 PM	R25866
4-Methyl-2-pentanone	ND	10		µg/L	1	4/29/2015 3:23:52 PM	R25866
Methylene Chloride	ND	3.0		µg/L	1	4/29/2015 3:23:52 PM	R25866
n-Butylbenzene	ND	3.0		µg/L	1	4/29/2015 3:23:52 PM	R25866
n-Propylbenzene	ND	1.0		µg/L	1	4/29/2015 3:23:52 PM	R25866
sec-Butylbenzene	ND	1.0		µg/L	1	4/29/2015 3:23:52 PM	R25866
Styrene	ND	1.0		µg/L	1	4/29/2015 3:23:52 PM	R25866
tert-Butylbenzene	ND	1.0		µg/L	1	4/29/2015 3:23:52 PM	R25866
1,1,1,2-Tetrachloroethane	ND	1.0		µg/L	1	4/29/2015 3:23:52 PM	R25866
1,1,2,2-Tetrachloroethane	ND	2.0		µg/L	1	4/29/2015 3:23:52 PM	R25866
Tetrachloroethene (PCE)	ND	1.0		µg/L	1	4/29/2015 3:23:52 PM	R25866
trans-1,2-DCE	ND	1.0		µg/L	1	4/29/2015 3:23:52 PM	R25866
trans-1,3-Dichloropropene	ND	1.0		µg/L	1	4/29/2015 3:23:52 PM	R25866
1,2,3-Trichlorobenzene	ND	1.0		µg/L	1	4/29/2015 3:23:52 PM	R25866
1,2,4-Trichlorobenzene	ND	1.0		µg/L	1	4/29/2015 3:23:52 PM	R25866
1,1,1-Trichloroethane	ND	1.0		µg/L	1	4/29/2015 3:23:52 PM	R25866
1,1,2-Trichloroethane	ND	1.0		µg/L	1	4/29/2015 3:23:52 PM	R25866
Trichloroethene (TCE)	ND	1.0		µg/L	1	4/29/2015 3:23:52 PM	R25866
Trichlorofluoromethane	ND	1.0		µg/L	1	4/29/2015 3:23:52 PM	R25866
1,2,3-Trichloropropane	ND	2.0		µg/L	1	4/29/2015 3:23:52 PM	R25866
Vinyl chloride	ND	1.0		µg/L	1	4/29/2015 3:23:52 PM	R25866
Xylenes, Total	ND	1.5		µg/L	1	4/29/2015 3:23:52 PM	R25866
Surr: 1,2-Dichloroethane-d4	95.8	70-130		%REC	1	4/29/2015 3:23:52 PM	R25866
Surr: 4-Bromofluorobenzene	97.3	70-130		%REC	1	4/29/2015 3:23:52 PM	R25866
Surr: Dibromofluoromethane	99.8	70-130		%REC	1	4/29/2015 3:23:52 PM	R25866
Surr: Toluene-d8	93.5	70-130		%REC	1	4/29/2015 3:23:52 PM	R25866

Refer to the QC Summary report and sample login checklist for flagged QC data and preservation information.

Qualifiers:

*	Value exceeds Maximum Contaminant Level.	B	Analyte detected in the associated Method Blank
E	Value above quantitation range	H	Holding times for preparation or analysis exceeded
J	Analyte detected below quantitation limits	ND	Not Detected at the Reporting Limit
O	RSD is greater than RSDlimit	P	Sample pH Not In Range
R	RPD outside accepted recovery limits	RL	Reporting Detection Limit
S	Spike Recovery outside accepted recovery limits		

QC SUMMARY REPORT

Hall Environmental Analysis Laboratory, Inc.

WO#: **1504B18**

30-Apr-15

Client: Public Service Company
Project: Person Generating Station

Sample ID **5mL rb**	SampType: **MBLK**	TestCode: **EPA Method 8260B: VOLATILES**	
Client ID: **PBW**	Batch ID: **R25833**	RunNo: **25833**	
Prep Date:	Analysis Date: **4/28/2015**	SeqNo: **765637**	Units: **µg/L**

Analyte	Result	PQL	SPK value	SPK Ref Val	%REC	LowLimit	HighLimit	%RPD	RPDLimit	Qual
Benzene	ND	1.0								
Toluene	ND	1.0								
Ethylbenzene	ND	1.0								
Methyl tert-butyl ether (MTBE)	ND	1.0								
1,2,4-Trimethylbenzene	ND	1.0								
1,3,5-Trimethylbenzene	ND	1.0								
1,2-Dichloroethane (EDC)	ND	1.0								
1,2-Dibromoethane (EDB)	ND	1.0								
Naphthalene	ND	2.0								
1-Methylnaphthalene	ND	4.0								
2-Methylnaphthalene	ND	4.0								
Acetone	ND	10								
Bromobenzene	ND	1.0								
Bromodichloromethane	ND	1.0								
Bromoform	ND	1.0								
Bromomethane	ND	3.0								
2-Butanone	ND	10								
Carbon disulfide	ND	10								
Carbon Tetrachloride	ND	1.0								
Chlorobenzene	ND	1.0								
Chloroethane	ND	2.0								
Chloroform	ND	1.0								
Chloromethane	ND	3.0								
2-Chlorotoluene	ND	1.0								
4-Chlorotoluene	ND	1.0								
cis-1,2-DCE	ND	1.0								
cis-1,3-Dichloropropene	ND	1.0								
1,2-Dibromo-3-chloropropane	ND	2.0								
Dibromochloromethane	ND	1.0								
Dibromomethane	ND	1.0								
1,2-Dichlorobenzene	ND	1.0								
1,3-Dichlorobenzene	ND	1.0								
1,4-Dichlorobenzene	ND	1.0								
Dichlorodifluoromethane	ND	1.0								
1,1-Dichloroethane	ND	1.0								
1,1-Dichloroethene	ND	1.0								
1,2-Dichloropropane	ND	1.0								
1,3-Dichloropropane	ND	1.0								
2,2-Dichloropropane	ND	2.0								

Qualifiers:

*	Value exceeds Maximum Contaminant Level.	B	Analyte detected in the associated Method Blank
E	Value above quantitation range	H	Holding times for preparation or analysis exceeded
J	Analyte detected below quantitation limits	ND	Not Detected at the Reporting Limit
O	RSD is greater than RSDlimit	P	Sample pH Not In Range
R	RPD outside accepted recovery limits	RL	Reporting Detection Limit
S	Spike Recovery outside accepted recovery limits		

QC SUMMARY REPORT

Hall Environmental Analysis Laboratory, Inc.

WO#: **1504B18**

30-Apr-15

Client: Public Service Company
Project: Person Generating Station

Sample ID **5mL rb** SampType: **MBLK** TestCode: **EPA Method 8260B: VOLATILES**
Client ID: **PBW** Batch ID: **R25833** RunNo: **25833**
Prep Date: Analysis Date: **4/28/2015** SeqNo: **765637** Units: **µg/L**

Analyte	Result	PQL	SPK value	SPK Ref Val	%REC	LowLimit	HighLimit	%RPD	RPDLimit	Qual
1,1-Dichloropropene	ND	1.0								
Hexachlorobutadiene	ND	1.0								
2-Hexanone	ND	10								
Isopropylbenzene	ND	1.0								
4-Isopropyltoluene	ND	1.0								
4-Methyl-2-pentanone	ND	10								
Methylene Chloride	ND	3.0								
n-Butylbenzene	ND	3.0								
n-Propylbenzene	ND	1.0								
sec-Butylbenzene	ND	1.0								
Styrene	ND	1.0								
tert-Butylbenzene	ND	1.0								
1,1,1,2-Tetrachloroethane	ND	1.0								
1,1,2,2-Tetrachloroethane	ND	2.0								
Tetrachloroethene (PCE)	ND	1.0								
trans-1,2-DCE	ND	1.0								
trans-1,3-Dichloropropene	ND	1.0								
1,2,3-Trichlorobenzene	ND	1.0								
1,2,4-Trichlorobenzene	ND	1.0								
1,1,1-Trichloroethane	ND	1.0								
1,1,2-Trichloroethane	ND	1.0								
Trichloroethene (TCE)	ND	1.0								
Trichlorofluoromethane	ND	1.0								
1,2,3-Trichloropropane	ND	2.0								
Vinyl chloride	ND	1.0								
Xylenes, Total	ND	1.5								
Surr: 1,2-Dichloroethane-d4	10		10.00		102	70	130			
Surr: 4-Bromofluorobenzene	11		10.00		110	70	130			
Surr: Dibromofluoromethane	10		10.00		101	70	130			
Surr: Toluene-d8	10		10.00		99.8	70	130			

Sample ID **100ng LCS** SampType: **LCS** TestCode: **EPA Method 8260B: VOLATILES**
Client ID: **LCSW** Batch ID: **R25833** RunNo: **25833**
Prep Date: Analysis Date: **4/28/2015** SeqNo: **765640** Units: **µg/L**

Analyte	Result	PQL	SPK value	SPK Ref Val	%REC	LowLimit	HighLimit	%RPD	RPDLimit	Qual
Benzene	18	1.0	20.00	0	92.1	70	130			
Toluene	17	1.0	20.00	0	86.5	70	130			
Chlorobenzene	18	1.0	20.00	0	89.0	70	130			

Qualifiers:

*	Value exceeds Maximum Contaminant Level.	B	Analyte detected in the associated Method Blank
E	Value above quantitation range	H	Holding times for preparation or analysis exceeded
J	Analyte detected below quantitation limits	ND	Not Detected at the Reporting Limit
O	RSD is greater than RSDlimit	P	Sample pH Not In Range
R	RPD outside accepted recovery limits	RL	Reporting Detection Limit
S	Spike Recovery outside accepted recovery limits		

QC SUMMARY REPORT

Hall Environmental Analysis Laboratory, Inc.

WO#: **1504B18**

30-Apr-15

Client: Public Service Company
Project: Person Generating Station

Sample ID **100ng LCS** SampType: **LCS** TestCode: **EPA Method 8260B: VOLATILES**
Client ID: **LCSW** Batch ID: **R25833** RunNo: **25833**
Prep Date: Analysis Date: **4/28/2015** SeqNo: **765640** Units: **µg/L**

Analyte	Result	PQL	SPK value	SPK Ref Val	%REC	LowLimit	HighLimit	%RPD	RPDLimit	Qual
1,1-Dichloroethene	20	1.0	20.00	0	102	75.6	144			
Trichloroethene (TCE)	17	1.0	20.00	0	86.4	70	130			
Surr: 1,2-Dichloroethane-d4	9.5		10.00		94.9	70	130			
Surr: 4-Bromofluorobenzene	10		10.00		105	70	130			
Surr: Dibromofluoromethane	9.8		10.00		97.7	70	130			
Surr: Toluene-d8	9.6		10.00		95.5	70	130			

Sample ID **100ng lcs2** SampType: **LCS** TestCode: **EPA Method 8260B: VOLATILES**
Client ID: **LCSW** Batch ID: **R25866** RunNo: **25866**
Prep Date: Analysis Date: **4/29/2015** SeqNo: **766444** Units: **µg/L**

Analyte	Result	PQL	SPK value	SPK Ref Val	%REC	LowLimit	HighLimit	%RPD	RPDLimit	Qual
Benzene	23	1.0	20.00	0	114	70	130			
Toluene	19	1.0	20.00	0	96.5	70	130			
Chlorobenzene	20	1.0	20.00	0	98.1	70	130			
1,1-Dichloroethene	24	1.0	20.00	0	122	75.6	144			
Trichloroethene (TCE)	21	1.0	20.00	0	105	70	130			
Surr: 1,2-Dichloroethane-d4	11		10.00		107	70	130			
Surr: 4-Bromofluorobenzene	10		10.00		105	70	130			
Surr: Dibromofluoromethane	11		10.00		107	70	130			
Surr: Toluene-d8	9.4		10.00		93.8	70	130			

Sample ID **5mL rb** SampType: **MBLK** TestCode: **EPA Method 8260B: VOLATILES**
Client ID: **PBW** Batch ID: **R25866** RunNo: **25866**
Prep Date: Analysis Date: **4/29/2015** SeqNo: **766452** Units: **µg/L**

Analyte	Result	PQL	SPK value	SPK Ref Val	%REC	LowLimit	HighLimit	%RPD	RPDLimit	Qual
Benzene	ND	1.0								
Toluene	ND	1.0								
Ethylbenzene	ND	1.0								
Methyl tert-butyl ether (MTBE)	ND	1.0								
1,2,4-Trimethylbenzene	ND	1.0								
1,3,5-Trimethylbenzene	ND	1.0								
1,2-Dichloroethane (EDC)	ND	1.0								
1,2-Dibromoethane (EDB)	ND	1.0								
Naphthalene	ND	2.0								
1-Methylnaphthalene	ND	4.0								
2-Methylnaphthalene	ND	4.0								
Acetone	ND	10								
Bromobenzene	ND	1.0								

Qualifiers:

*	Value exceeds Maximum Contaminant Level.	B	Analyte detected in the associated Method Blank
E	Value above quantitation range	H	Holding times for preparation or analysis exceeded
J	Analyte detected below quantitation limits	ND	Not Detected at the Reporting Limit
O	RSD is greater than RSDlimit	P	Sample pH Not In Range
R	RPD outside accepted recovery limits	RL	Reporting Detection Limit
S	Spike Recovery outside accepted recovery limits		

QC SUMMARY REPORT

Hall Environmental Analysis Laboratory, Inc.

WO#: **1504B18**

30-Apr-15

Client: Public Service Company
Project: Person Generating Station

Sample ID **5mL rb**	SampType: **MBLK**	TestCode: **EPA Method 8260B: VOLATILES**	
Client ID: **PBW**	Batch ID: **R25866**	RunNo: **25866**	
Prep Date:	Analysis Date: **4/29/2015**	SeqNo: **766452**	Units: **µg/L**

Analyte	Result	PQL	SPK value	SPK Ref Val	%REC	LowLimit	HighLimit	%RPD	RPDLimit	Qual
Bromodichloromethane	ND	1.0								
Bromoform	ND	1.0								
Bromomethane	ND	3.0								
2-Butanone	ND	10								
Carbon disulfide	ND	10								
Carbon Tetrachloride	ND	1.0								
Chlorobenzene	ND	1.0								
Chloroethane	ND	2.0								
Chloroform	ND	1.0								
Chloromethane	ND	3.0								
2-Chlorotoluene	ND	1.0								
4-Chlorotoluene	ND	1.0								
cis-1,2-DCE	ND	1.0								
cis-1,3-Dichloropropene	ND	1.0								
1,2-Dibromo-3-chloropropane	ND	2.0								
Dibromochloromethane	ND	1.0								
Dibromomethane	ND	1.0								
1,2-Dichlorobenzene	ND	1.0								
1,3-Dichlorobenzene	ND	1.0								
1,4-Dichlorobenzene	ND	1.0								
Dichlorodifluoromethane	ND	1.0								
1,1-Dichloroethane	ND	1.0								
1,1-Dichloroethene	ND	1.0								
1,2-Dichloropropane	ND	1.0								
1,3-Dichloropropane	ND	1.0								
2,2-Dichloropropane	ND	2.0								
1,1-Dichloropropene	ND	1.0								
Hexachlorobutadiene	ND	1.0								
2-Hexanone	ND	10								
Isopropylbenzene	ND	1.0								
4-Isopropyltoluene	ND	1.0								
4-Methyl-2-pentanone	ND	10								
Methylene Chloride	ND	3.0								
n-Butylbenzene	ND	3.0								
n-Propylbenzene	ND	1.0								
sec-Butylbenzene	ND	1.0								
Styrene	ND	1.0								
tert-Butylbenzene	ND	1.0								
1,1,1,2-Tetrachloroethane	ND	1.0								

Qualifiers:

*	Value exceeds Maximum Contaminant Level.	B	Analyte detected in the associated Method Blank
E	Value above quantitation range	H	Holding times for preparation or analysis exceeded
J	Analyte detected below quantitation limits	ND	Not Detected at the Reporting Limit
O	RSD is greater than RSDlimit	P	Sample pH Not In Range
R	RPD outside accepted recovery limits	RL	Reporting Detection Limit
S	Spike Recovery outside accepted recovery limits		

QC SUMMARY REPORT

Hall Environmental Analysis Laboratory, Inc.

WO#: **1504B18**

30-Apr-15

Client: Public Service Company
Project: Person Generating Station

Sample ID **5mL rb**	SampType: **MBLK**	TestCode: **EPA Method 8260B: VOLATILES**	
Client ID: **PBW**	Batch ID: **R25866**	RunNo: **25866**	
Prep Date:	Analysis Date: **4/29/2015**	SeqNo: **766452**	Units: **µg/L**

Analyte	Result	PQL	SPK value	SPK Ref Val	%REC	LowLimit	HighLimit	%RPD	RPDLimit	Qual
1,1,2,2-Tetrachloroethane	ND	2.0								
Tetrachloroethene (PCE)	ND	1.0								
trans-1,2-DCE	ND	1.0								
trans-1,3-Dichloropropene	ND	1.0								
1,2,3-Trichlorobenzene	ND	1.0								
1,2,4-Trichlorobenzene	ND	1.0								
1,1,1-Trichloroethane	ND	1.0								
1,1,2-Trichloroethane	ND	1.0								
Trichloroethene (TCE)	ND	1.0								
Trichlorofluoromethane	ND	1.0								
1,2,3-Trichloropropane	ND	2.0								
Vinyl chloride	ND	1.0								
Xylenes, Total	ND	1.5								
Surr: 1,2-Dichloroethane-d4	9.7		10.00		96.6	70	130			
Surr: 4-Bromofluorobenzene	10		10.00		102	70	130			
Surr: Dibromofluoromethane	9.7		10.00		96.9	70	130			
Surr: Toluene-d8	9.2		10.00		91.5	70	130			

Qualifiers:

*	Value exceeds Maximum Contaminant Level.	B	Analyte detected in the associated Method Blank
E	Value above quantitation range	H	Holding times for preparation or analysis exceeded
J	Analyte detected below quantitation limits	ND	Not Detected at the Reporting Limit
O	RSD is greater than RSDlimit	P	Sample pH Not In Range
R	RPD outside accepted recovery limits	RL	Reporting Detection Limit
S	Spike Recovery outside accepted recovery limits		

HALL ENVIRONMENTAL ANALYSIS LABORATORY

Hall Environmental Analysis Laboratory
4901 Hawkins NE
Albuquerque, NM 87109
TEL: 505-345-3975 FAX: 505-345-4107
Website: www.hallenvironmental.com

Sample Log-In Check List

Client Name: PNM Aztec Work Order Number: 1504B18 RcptNo: 1

Received by/date: CS 04/24/15

Logged By: Lindsay Mangin 4/24/2015 3:50:00 PM

Completed By: Lindsay Mangin 4/27/2015 7:12:53 AM

Reviewed By: 04/27/15

Chain of Custody

1. Custody seals intact on sample bottles? Yes ☐ No ☐ Not Present ☑
2. Is Chain of Custody complete? Yes ☑ No ☐ Not Present ☐
3. How was the sample delivered? Client

Log In

4. Was an attempt made to cool the samples? Yes ☑ No ☐ NA ☐
5. Were all samples received at a temperature of >0° C to 6.0°C Yes ☑ No ☐ NA ☐
6. Sample(s) in proper container(s)? Yes ☑ No ☐
7. Sufficient sample volume for indicated test(s)? Yes ☑ No ☐
8. Are samples (except VOA and ONG) properly preserved? Yes ☑ No ☐
9. Was preservative added to bottles? Yes ☐ No ☑ NA ☐
10. VOA vials have zero headspace? Yes ☑ No ☐ No VOA Vials ☐
11. Were any sample containers received broken? Yes ☐ No ☑
12. Does paperwork match bottle labels? Yes ☑ No ☐
    (Note discrepancies on chain of custody)
13. Are matrices correctly identified on Chain of Custody? Yes ☑ No ☐
14. Is it clear what analyses were requested? Yes ☑ No ☐
15. Were all holding times able to be met? Yes ☑ No ☐
    (If no, notify customer for authorization.)

# of preserved bottles checked for pH: (<2 or >12 unless noted)

Adjusted?

Checked by:

Special Handling (if applicable)

16. Was client notified of all discrepancies with this order? Yes ☐ No ☐ NA ☑

Person Notified: Date

By Whom: Via: ☐ eMail ☐ Phone ☐ Fax ☐ In Person

Regarding

Client Instructions:

17. Additional remarks:

18. Cooler Information

Cooler No	Temp °C	Condition	Seal Intact	Seal No	Seal Date	Signed By
1	3.4	Good	Not Present			

Chain-of-Custody Record

Client: PNM John Hale MS Z-100

Mailing Address: 2401 AZTEC RD NE
Albuquerque, NM 87107

Phone #: 241 2014

Email or Fax#: john.hale@pnmresources.com

QA/QC Package:
☐ Standard ☐ Level 4 (Full Validation)

Accreditation
☐ NELAP ☐ Other _____

☐ EDD (Type) _____

Turn-Around Time:
☒ Standard ☐ Rush _____

Project Name: Person Generating Station

Project #: Semi Annual Sampling Spring 2015

Project Manager: John Hale

Sampler: Mark Sikelianos

On Ice: ☒ Yes ☐ No

Sample Temperature: 3.4°C

HALL ENVIRONMENTAL ANALYSIS LABORATORY

www.hallenvironmental.com

4901 Hawkins NE – Albuquerque, NM 87109

Tel. 505-345-3975 Fax 505-345-4107

Analysis Request

Date	Time	Matrix	Sample Request ID	Container Type and #	Preservative Type	HEAL No. 1504318	BTEX + MTBE + TMB's (8021)	BTEX + MTBE + TPH (Gas only)	TPH 8015B (GRO / DRO / MRO)	TPH (Method 418.1)	EDB (Method 504.1)	PAH's (8310 or 8270 SIMS)	RCRA 8 Metals	Anions (F,Cl,NO3,NO2,PO4,SO4)	8081 Pesticides / 8082 PCB's	8260B (VOA)	8270 (Semi-VOA)					Air Bubbles (Y or N)
4/24/15	1300	Aqueous	PSMW-VEW	3-40ml VOAs	HCl	-001										X						
	1305		PSMW-EW-1			-002										X						
	1310		PSMW-EW-2			-003										X						
	1315		PSMW-EW-3			-004										X						
	1320		PSMW-EW-4			-005										X						
			Tr: D Blank			-006										X						

Date:	Time:	Relinquished by:	Received by:	Date	Time
4/24/15	1550	[signature]	[signature]	04/24/15	1550
Date:	Time:	Relinquished by:	Received by:	Date	Time

Remarks:

If necessary, samples submitted to Hall Environmental may be subcontracted to other accredited laboratories. This serves as notice of this possibility. Any sub-contracted data will be clearly notated on the analytical report.