ENTERED

2401 Aztec NE – Z100
Albuquerque, NM 87107
P 505.241.2014
F 505.241.2384
PNMResources.com

PNM Resources

RECEIVED

JUN 30 2016

NMED
Hazardous Waste Bureau

June 30, 2016

VIA FEDEX

John Kieling
Chief, Hazardous Waste Bureau
New Mexico Environment Department
2905 Rodeo Park Drive East, Building 1
Santa Fe, New Mexico 87505-6313

RE: PNM Person Generating Station Permit No. NMT 360010342 – 2016 Semi-Annual Report

Dear Mr. Kieling:

I certify under penalty of law that this document and all attachments were prepared under my direction or supervision in accordance with a system designed to assure that qualified personnel properly gather and evaluate the information submitted. Based on my inquiry of the person or persons who manage the system, or those persons directly responsible for gathering the information, the information submitted is, to the best of my knowledge and belief, true, accurate, and complete. I am aware that there are significant penalties for submitting false information, including the possibility of fine and imprisonment for knowing violations.

Maureen Gannon
Executive Director, Environmental Services Department

Pursuant to requirements contained in the Person Generating Station Post-Closure Care Permit (NMT360010342), Public Service Company of New Mexico hereby submits one hard copy and one CD containing an electronic copy of the semi-annual report for the reporting period of January 1, 2016, through June 30, 2016.

If you have any questions, please contact me at (505) 241-2014.

Sincerely,

John Hale, P.E.
Technical Project Manager

Enclosures

cc: Brian Salem, NMED-HWB, 5500 San Antonio NE, Albuquerque, NM 87109

INTRODUCTION

This report is intended to fulfill the reporting requirements of Section 2.3.10 and 2.3.11 of the Hazardous Waste Facility Post-Closure Care Permit, EPA ID No. NMT360010342, for the Public Service Company of New Mexico (PNM) Person Generating Station. Information and data for the reporting period of January 1, 2016, through June 30, 2016, are provided in the following sections.

The New Mexico Environment Department Hazardous Waste Bureau (NMED) issued a new post-closure care permit, which became effective on October 6, 2012. The conditions of the new permit are substantially different than the previous permit and include a reduced list of wells that are required to be monitored, an increase in the number of required analyses for certain wells, and new inspection requirements for the Groundwater Treatment System (GWTS).

For ease of comparison to the permit requirements, the specific tasks identified in section 2.3.10 of the permit are listed below along with the relevant responses.

2.3.10 SEMI-ANNUAL REPORTS

1. ***Summarize all inspection, maintenance, and repair activities, and indicate whether any implemented repairs were effective and met the original specifications.***

   These activities are summarized in Appendix 1. During this reporting period the submersible extraction pumps were cleaned and serviced for both VEW and EW-2. During this maintenance it was noted that the flow pipe for EW-2 had several large holes, which resulted in the replacement of two sections of this pipe (approximately 40 feet) and the check valve. Additionally, the totalizer for VEW was cleaned and repaired, and the EW-2 totalizer was replaced after it was discovered to be inoperable.

2. ***Provide groundwater monitoring results.***

   Groundwater monitoring activities for this reporting period took place in April 2016. EPA Method 8260 (volatiles) were used for the analyses of samples.

   Table 1 (see Appendix 3) lists the wells that were sampled during this reporting period's monitoring activities and the associated analytical results. The well locations are shown in Figure 1 (see Appendix 2).

   Groundwater flow direction and gradient for the April 2016 monitoring activities are shown in Figure 2 (see Appendix 2).

Section 3.3.5 of the permit indicates that if during the one-year shutdown period (began in 2012), any of the permit-specified hazardous constituents exceed the concentration limit, then the the GWTS is to be operated for a minimum of three years, alternating between six months of operation and shutdown.

The first half 2013 monitoring results indicated that monitoring well PSMW-13A slightly exceeded the relevant standard for tetrachloroethene. Consequently, the GWTS was put back into routine service on June 11, 2013.

The second half 2013, the first half 2014, and the second half 2014 monitoring results indicated that PSMW-13A again slightly exceeded the permit concentration limit for tetrachloroethene. The second half 2014 monitoring results also indicated that PSMW-22 slightly exceeded the permit concentration limit for tetrachloroethene.

The first and second halves of 2015, along with the first half 2016 monitoring results indicated no exceedances of the permit concentration limits for any of the permit-specified hazardous constituents.

Prior to conducting the April 2014 monitoring, the GWTS was shut down on April 9 for the six-month shutdown period. The GWTS was restarted on November 4 after the completion of the October 2014 monitoring activities, and then shut down on May 4 after completion of the April 2015 monitoring activities. The GWTS was restarted on November 3 after completion of the October 2015 monitoring activities, and then shut down on May 5 after completion of the April 2016 monitoring activities.

Since the April 2015 monitoring results indicated no exceedances of any of the permit-specified hazardous constituents, the three-year on/off period commenced on January 1, 2015 (the first half of 2015) and will end on December 31, 2017 (the second half of 2017).

3. Indicate whether there has been any statistically significant increase in the concentration of a hazardous constituent in groundwater in any of the wells.

Analytical data from the April 2016 sampling activities indicated no exceedances of the permit concentration limits for any of the permit-specified hazardous constituents in any of the monitored wells.

Analytical data from previous sampling events indicated exceedances of the permit concentration limits only for tetrachloroethene in PSMW-13A and PSMW-22. The table below lists the historical analytical results. For reference, the permit concentration limit for tetrachloroethene is 0.0050 mg/L.

Sampling Event	Monitoring Well	Tetrachloroethene Concentration (mg/l)
First Half 2013	PSMW-13A	0.00655
Second Half 2013	PSMW-13A	0.00679
First Half 2014	PSMW-13A	0.0050
Second Half 2014	PSMW-13A	0.00520
---	---	---
Second Half 2014	PSMW-22	0.00570

Isopleth concentration figures of tetrachloroethene (PCE) and 1,1-dichloroethene (1,1-DCE) for the April 2016 monitoring activities are shown in Figures 3 and 4, respectively (see Appendix 2).

In accordance with Section 3.4.5, two statistical analytical methods were performed on the groundwater monitoring data. The results are included in Appendix 4.

4. ***Indicate whether any hazardous constituent exceeded their corresponding concentration limits, and provide the mean and the upper and lower confidence limits for the mean of each hazardous constituent.***

As noted in the previous sections, there were no exceedances of the relevant permit hazardous constituent concentrations in any of the monitoring wells sampled during the April 2016 monitoring activities.

In accordance with section 3.4.5 of the permit, results of the statistical analyses performed on the data is included in Appendix 4. Plots of the upper and lower confidence limits relative to the hazardous constituent concentrations are shown for the relevant monitoring wells in Appendix 4.

5. ***Indicate whether any new hazardous constituents were identified as a result of Appendix IX sampling (see Permit Section 3.4.3) and whether they were added to the monitoring list.***

No new hazardous constituents were identified from the EPA Method 8260 sampling activities during this reporting period.

6. ***Summarize any problems that either endangered or presented significant potential to endanger human health and the environment for the reporting period and what was done to mitigate such problems.***

As noted above, none of the monitoring wells sampled during this reporting period exceeded the relevant permit hazardous constituent concentration limits.

The GWTS was turned off for the next six-months to comply with the six-month on/ six-month off schedule for the period of time between January 1, 2015 and December 31, 2017.

The next semi-annual sampling activity is tentatively scheduled for October 2016.

2.3.11 MONITORING REPORT CONTENTS

Data and information required under this section are contained in the well sampling data forms in Appendix 5 and in the laboratory analytical reports contained in Appendix 6.

APPENDIX 1

GWTS Inspection Logs

GWTS Semi-Annual Inspection Log – April 2016

(Person St. NMT 360010342)

System Component	Reading/Result	Comments (If Applicable)
I-25 Vault Level	No water	
Influent Surge Tank Level (percent full)	75	GWTS in service
Effluent Surge Tank Level (percent full)	75	GWTS in service
Golf Course Pond Level	Several feet of freeboard	Ok
Golf Course Remote System Shut-Off Operational Status	Ok	GWTS in service
Extraction Well Flow Data	----------	----------
VEW (gal/mo) and (gpm)	3,154/0.1	GWTS in service
EW-1 (gal/mo) and (gpm)	18,455/0.4	GWTS in service
EW-2 (gal/mo) and (gpm)	0	GWTS in service
EW-3 (gal/mo) and (gpm)	988,605/22.9	GWTS in service
EW-4 (gal/mo) and (gpm)	176,174/4.1	GWTS in service
Treated Effluent Pumped to Golf Course (gal/mo)	1,256,128	GWTS in service
Pressure Readings (psi)	----------	----------
No. 1 Bag Filter Inlet/Outlet*	14/14	GWTS in service
No. 2 Bag Filter Inlet/Outlet*	16/16	GWTS in service
No. 3 Bag Filter Inlet/Outlet*	14/14	GWTS in service
No. 4 Bag Filter Inlet/Outlet*	14/14	GWTS in service
Transfer Pumps Operating Frequency (Hz) Influent/Effluent	Ok	GWTS in service
Transfer Pump Condition	Ok	GWTS in service

* Bag filters are numbered from north to south starting with No. 1

Above flow data taken from end-of-month readings for April 2016 and monthly SEO report.

GWTS Monthly Inspection Log – January 2016

(Person St. NMT 360010342)

System Component	Reading/Result	Comments (If Applicable)
I-25 Vault Level	Dry	GWTS in service
Totalizer Flow Meter Readings (gal)	----------	----------
Influent Line to Surge Tank	N/A	GWTS in service
VEW	1018092	GWTS in service
EW-1	2551003	GWTS in service
EW-2	8969522	GWTS in service
EW-3	12868122	GWTS in service
EW-4	4923624	GWTS in service
Effluent Line to Golf Course	N/A	Meter out of service
Pressure Readings (psi)	----------	----------
Influent Line	10	GWTS in service
Effluent Line	90	GWTS in service
Primary GAC Inlet/Outlet	6/6	GWTS in service
Final GAC Inlet/Outlet	6/12	GWTS in service
No. 1 Bag Filter Inlet/Outlet*	12/12	GWTS in service
No. 2 Bag Filter Inlet/Outlet*	12/12	GWTS in service
No. 3 Bag Filter Inlet/Outlet*	12/12	GWTS in service
No. 4 Bag Filter Inlet/Outlet*	13/13	GWTS in service

N/A: Not Available

* Bag filters are numbered from north to south starting with No. 1

GWTS Monthly Inspection Log – February 2016

(Person St. NMT 360010342)

System Component	Reading/Result	Comments (If Applicable)
I-25 Vault Level	Dry	GWTS out of service
Totalizer Flow Meter Readings (gal)	----------	----------
Influent Line to Surge Tank	76790011	GWTS in service
VEW	1018092	GWTS in service
EW-1	2573847	GWTS in service
EW-2	8969522	GWTS in service
EW-3	13878320	GWTS in service
EW-4	5233271	GWTS in service
Effluent Line to Golf Course	N/A	Meter in service
Pressure Readings (psi)	----------	----------
Influent Line	28	GWTS in service
Effluent Line	90	GWTS in service
Primary GAC Inlet/Outlet	5/2	GWTS in service
Final GAC Inlet/Outlet	2/10	GWTS in service
No. 1 Bag Filter Inlet/Outlet*	16/16	GWTS in service
No. 2 Bag Filter Inlet/Outlet*	14/14	GWTS in service
No. 3 Bag Filter Inlet/Outlet*	15/15	GWTS in service
No. 4 Bag Filter Inlet/Outlet*	12/12	GWTS in service

N/A: Not Available

* Bag filters are numbered from north to south starting with No. 1

GWTS Monthly Inspection Log – March 2016

(Person St. NMT 360010342)

System Component	Reading/Result	Comments (If Applicable)
I-25 Vault Level	Dry	GWTS in service
Totalizer Flow Meter Readings (gal)	----------	----------
Influent Line to Surge Tank	78898283	GWTS in service
VEW	1018092	GWTS in service
EW-1	2607211	GWTS in service
EW-2	8969525	GWTS in service
EW-3	15928635	GWTS in service
EW-4	5604406	GWTS in service
Effluent Line to Golf Course	N/A	Meter out of service
Pressure Readings (psi)	----------	----------
Influent Line	20	GWTS in service
Effluent Line	90	GWTS in service
Primary GAC Inlet/Outlet	6/4	GWTS in service
Final GAC Inlet/Outlet	2/8	GWTS in service
No. 1 Bag Filter Inlet/Outlet*	22/22	GWTS in service
No. 2 Bag Filter Inlet/Outlet*	22/22	GWTS in service
No. 3 Bag Filter Inlet/Outlet*	22/22	GWTS in service
No. 4 Bag Filter Inlet/Outlet*	22/22	GWTS in service

N/A: Not Available

*Bag filters are numbered from north to south starting with No. 1

GWTS Monthly Inspection Log – April 2016

(Person St. NMT 360010342)

System Component	Reading/Result	Comments (If Applicable)
I-25 Vault Level	Dry	GWTS in service
Totalizer Flow Meter Readings (gal)	----------	----------
Influent Line to Surge Tank	80021755	GWTS in service
VEW	1021246	GWTS in service
EW-1	2625666	GWTS in service
EW-2	0069740**	GWTS in service
EW-3	16917240	GWTS in service
EW-4	5780580	GWTS in service
Effluent Line to Golf Course	N/A	Meter out of service
Pressure Readings (psi)	----------	----------
Influent Line	84	GWTS in service
Effluent Line	20	GWTS in service
Primary GAC Inlet/Outlet	2/2	GWTS in service
Final GAC Inlet/Outlet	8/12	GWTS in service
No. 1 Bag Filter Inlet/Outlet*	14/14	GWTS in service
No. 2 Bag Filter Inlet/Outlet*	16/16	GWTS in service
No. 3 Bag Filter Inlet/Outlet*	14/14	GWTS in service
No. 4 Bag Filter Inlet/Outlet*	14/14	GWTS in service

N/A: Not Available

* Bag filters are numbered from north to south starting with No. 1

** New meter installed

GWTS Monthly Inspection Log – May 2016

(Person St. NMT 360010342)

System Component	Reading/Result	Comments (If Applicable)
I-25 Vault Level	Dry	GWTS shut down for 6-month off period on 5/5/16
Totalizer Flow Meter Readings (gal)	----------	----------
Influent Line to Surge Tank	80185726	GWTS shut down for 6-month off period on 5/5/16
VEW	0000357	GWTS shut down for 6-month off period on 5/5/16. New meter installed on 5/2/16
EW-1	2628098	GWTS shut down for 6-month off period on 5/5/16
EW-2	0089394	GWTS shut down for 6-month off period on 5/5/16
EW-3	17082915	GWTS shut down for 6-month off period on 5/5/16
EW-4	5780580	GWTS shut down for 6-month off period on 5/5/16
Effluent Line to Golf Course	N/A	Meter out of service
Pressure Readings (psi)	----------	----------
Influent Line	0	GWTS shut down for 6-month off period on 5/5/16
Effluent Line	0	GWTS shut down for 6-month off period on 5/5/16
Primary GAC Inlet/Outlet	0	GWTS shut down for 6-month off period on 5/5/16
Final GAC Inlet/Outlet	0	GWTS shut down for 6-month off period on 5/5/16
No. 1 Bag Filter Inlet/Outlet*	0	GWTS shut down for 6-month off period on 5/5/16
No. 2 Bag Filter Inlet/Outlet*	0	GWTS shut down for 6-month off period on 5/5/16
No. 3 Bag Filter Inlet/Outlet*	0	GWTS shut down for 6-month off period on 5/5/16
No. 4 Bag Filter Inlet/Outlet*	0	GWTS shut down for 6-month off period on 5/5/16

N/A: Not Available

* Bag filters are numbered from north to south starting with No. 1

GWTS Monthly Inspection Log – June 2016

(Person St. NMT 360010342)

System Component	Reading/Result	Comments (If Applicable)
I-25 Vault Level	Dry	GWTS shut down for 6-month off period on 5/5/16
Totalizer Flow Meter Readings (gal)	----------	----------
Influent Line to Surge Tank	80185726	GWTS shut down for 6-month off period on 5/5/16
VEW	0000357	GWTS shut down for 6-month off period on 5/5/16
EW-1	2628098	GWTS shut down for 6-month off period on 5/45/16
EW-2	0089394	GWTS shut down for 6-month off period on 5/5/16
EW-3	17082915	GWTS shut down for 6-month off period on 5/5/16
EW-4	5780580	GWTS shut down for 6-month off period on 5/5/16
Effluent Line to Golf Course	N/A	
Pressure Readings (psi)	----------	----------
Influent Line	0	GWTS shut down for 6-month off period on 5/5/16
Effluent Line	0	GWTS shut down for 6-month off period on 5/5/16
Primary GAC Inlet/Outlet	0	GWTS shut down for 6-month off period on 5/5/16
Final GAC Inlet/Outlet	0	GWTS shut down for 6-month off period on 5/5/16
No. 1 Bag Filter Inlet/Outlet*	0	GWTS shut down for 6-month off period on 5/5/16
No. 2 Bag Filter Inlet/Outlet*	0	GWTS shut down for 6-month off period on 5/5/16
No. 3 Bag Filter Inlet/Outlet*	0	GWTS shut down for 6-month off period on 5/5/16
No. 4 Bag Filter Inlet/Outlet*	0	GWTS shut down for 6-month off period on 5/5/16

N/A: Not Available

* Bag filters are numbered from north to south starting with No. 1

APPENDIX 2

Figures



FIGURE 1. SITE MAP (Aerial Photograph 2014)
PUBLIC SERVICE COMPANY OF NEW MEXICO
PERSON GENERATING STATION - SPRING 2016



FIGURE 2. GROUNDWATER CONTOUR MAP
PUBLIC SERVICE COMPANY OF NEW MEXICO
PERSON GENERATING STATION - SPRING 2016



FIGURE 3. PCE CONCENTRATION MAP (ug/L) - SPRING 2016
PUBLIC SERVICE COMPANY OF NEW MEXICO
PERSON GENERATING STATION



FIGURE 4. 1,1 DCE CONCENTRATION MAP (ug/L) - SPRING 2016
PUBLIC SERVICE COMPANY OF NEW MEXICO
PERSON GENERATING STATION



FIGURE 5. CHLOROFORM CONCENTRATION MAP (ug/L) - SPRING 2016
PUBLIC SERVICE COMPANY OF NEW MEXICO
PERSON GENERATING STATION

APPENDIX 3

Laboratory Analytical Results

Table 1
Laboratory Analytical Results – First Half 2016

Well ID	Constituent	Sampling Date	Analysis Result	Units	EPA Method	Exceedance of Relevant Standard
PSMW-01R	Tetrachloroethene	4/28/16	0.0031	mg/L	8260	No
PSMW-07R	----------	4/28/16	ND	mg/L	8260	No
PSMW-8B*	----------	4/28/16	ND	mg/L	8260	No
PSMW-10	----------	4/28/16	ND	mg/L	8260	No
PSMW-13A	Chloroform 1,1-Dichloroethene Tetrachloroethene	4/28/16	0.0017 0.0027 0.0043	mg/L	8260	No
PSMW24-500	Chloroform	4/27/16	0.0018	mg/L	8260	No
PSMW27-500	Chloroform	4/27/16	0.0026	mg/L	8260	No
PSMW27-600	----------	4/27/16	ND	mg/L	8260	No
PSMW-VEW	Tetrachloroethene	5/03/16	ND	mg/L	8260	No
PSMW-EW1	----------	5/03/16	ND	mg/L	8260	No
PSMW-EW2	----------	5/03/16	ND	mg/L	8260	No
PSMW-EW3	Tetrachloroethene	5/03/16	0.0014	mg/L	8260	No
PSMW-EW4	1,1-Dichloroethene Tetrachloroethene	5/03/16	0.0011 0.0020	mg/L	8260	No

ND: non-detect

* Per a Class I permit modification, PSMW-08B replaced PSMW-08A for the fall 2013 sampling activities and all future sampling activities

Bold font denotes an exceedance of a standard

APPENDIX 4

Statistical Analyses Results

PSMW-13A
(1, 1-DLE)

Student's *t*-Test: Results

The results of an unpaired t-test performed at 14:35 on 18-MAY-2016

t= 2.61
sdev= 0.730E-03
degrees of freedom = 10

The probability of this result, assuming the null hypothesis, is 0.026

Group A: Number of items= 6
2.170E-03 2.500E-03 2.700E-03 3.400E-03 3.900E-03 4.240E-03

Mean = 3.152E-03
95% confidence interval for Mean: 2.4874E-03 thru 3.8160E-03
Standard Deviation = 8.244E-04
Hi = 4.240E-03 Low = 2.170E-03
Median = 3.050E-03
Average Absolute Deviation from Median = 6.950E-04

Group B: Number of items= 6
1.300E-03 1.500E-03 1.900E-03 2.200E-03 2.400E-03 3.000E-03

Mean = 2.050E-03
95% confidence interval for Mean: 1.3857E-03 thru 2.7143E-03
Standard Deviation = 6.221E-04
Hi = 3.000E-03 Low = 1.300E-03
Median = 2.050E-03
Average Absolute Deviation from Median = 4.833E-04

PS MW- 13.A
(Chloroform)

Student's *t*-Test: Results

The results of an unpaired t-test performed at 14:39 on 18-MAY-2016

t= 1.11
sdev= 0.375E-03
degrees of freedom = 10

The probability of this result, assuming the null hypothesis, is 0.294

Group A: Number of items= 6
1.000E-03 1.170E-03 1.700E-03 1.700E-03 1.700E-03 2.170E-03

Mean = 1.573E-03
95% confidence interval for Mean: 1.2319E-03 thru 1.9148E-03
Standard Deviation = 4.232E-04
Hi = 2.170E-03 Low = 1.000E-03
Median = 1.700E-03
Average Absolute Deviation from Median = 2.833E-04

Group B: Number of items= 6
1.000E-03 1.200E-03 1.200E-03 1.200E-03 1.500E-03 1.900E-03

Mean = 1.333E-03
95% confidence interval for Mean: 9.9191E-04 thru 1.6748E-03
Standard Deviation = 3.204E-04
Hi = 1.900E-03 Low = 1.000E-03
Median = 1.200E-03
Average Absolute Deviation from Median = 2.000E-04

PSMW 24C-500
(Chloroform)

Student's *t*-Test: Results

The results of an unpaired t-test performed at 14:50 on 18-MAY-2016

t=-0.718
sdev= 0.683E-03
degrees of freedom = 10

The probability of this result, assuming the null hypothesis, is 0.489

Group A: Number of items= 6
1.100E-03 1.500E-03 1.800E-03 2.000E-03 2.600E-03 2.700E-03

Mean = 1.950E-03
95% confidence interval for Mean: 1.3285E-03 thru 2.5715E-03
Standard Deviation = 6.221E-04
Hi = 2.700E-03 Low = 1.100E-03
Median = 1.900E-03
Average Absolute Deviation from Median = 4.833E-04

Group B: Number of items= 6
1.000E-03 1.900E-03 2.200E-03 2.400E-03 2.800E-03 3.100E-03

Mean = 2.233E-03
95% confidence interval for Mean: 1.6118E-03 thru 2.8548E-03
Standard Deviation = 7.394E-04
Hi = 3.100E-03 Low = 1.000E-03
Median = 2.300E-03
Average Absolute Deviation from Median = 5.333E-04

PSMW 27C-500
(Chloroform)

Student's *t*-Test: Results

The results of an unpaired t-test performed at 14:54 on 18-MAY-2016

t= 1.35
sdev= 0.514E-03
degrees of freedom = 10

The probability of this result, assuming the null hypothesis, is 0.207

Group A: Number of items= 6
1.000E-03 1.000E-03 1.000E-03 1.000E-03 1.600E-03 2.800E-03

Mean = 1.400E-03
95% confidence interval for Mean: 9.3262E-04 thru 1.8674E-03
Standard Deviation = 7.266E-04
Hi = 2.800E-03 Low = 1.000E-03
Median = 1.000E-03
Average Absolute Deviation from Median = 4.000E-04

Group B: Number of items= 6
1.000E-03 1.000E-03 1.000E-03 1.000E-03 1.000E-03 1.000E-03

Mean = 1.000E-03
95% confidence interval for Mean: 5.3262E-04 thru 1.4674E-03
Standard Deviation = 0.00
Hi = 1.000E-03 Low = 1.000E-03
Median = 1.000E-03
Average Absolute Deviation from Median = 0.00

EW-3
(PLE)

Student's *t*-Test: Results

The results of an unpaired t-test performed at 15:03 on 18-MAY-2016

t= -1.68
sdev= 0.257E-03
degrees of freedom = 10

The probability of this result, assuming the null hypothesis, is 0.123

Group A: Number of items= 6
1.100E-03 1.300E-03 1.300E-03 1.400E-03 1.400E-03 1.700E-03

Mean = 1.367E-03
95% confidence interval for Mean: 1.1327E-03 thru 1.6006E-03
Standard Deviation = 1.966E-04
Hi = 1.700E-03 Low = 1.100E-03
Median = 1.350E-03
Average Absolute Deviation from Median = 1.333E-04

Group B: Number of items= 6
1.200E-03 1.500E-03 1.500E-03 1.600E-03 1.800E-03 2.100E-03

Mean = 1.617E-03
95% confidence interval for Mean: 1.3827E-03 thru 1.8506E-03
Standard Deviation = 3.061E-04
Hi = 2.100E-03 Low = 1.200E-03
Median = 1.550E-03
Average Absolute Deviation from Median = 2.167E-04

EW-4
(PLE)

Student's *t*-Test: Results

The results of an unpaired t-test performed at 15:05 on 18-MAY-2016

t= -1.47
sdev= 0.155E-02
degrees of freedom = 10

The probability of this result, assuming the null hypothesis, is 0.172

Group A: Number of items= 6
1.000E-03 1.800E-03 1.900E-03 2.000E-03 2.200E-03 2.300E-03

Mean = 1.867E-03
95% confidence interval for Mean: 4.5508E-04 thru 3.2783E-03
Standard Deviation = 4.633E-04
Hi = 2.300E-03 Low = 1.000E-03
Median = 1.950E-03
Average Absolute Deviation from Median = 3.000E-04

Group B: Number of items= 6
1.900E-03 1.900E-03 2.400E-03 2.700E-03 2.700E-03 7.500E-03

Mean = 3.183E-03
95% confidence interval for Mean: 1.7717E-03 thru 4.5949E-03
Standard Deviation = 2.145E-03
Hi = 7.500E-03 Low = 1.900E-03
Median = 2.550E-03
Average Absolute Deviation from Median = 1.117E-03

EW-4
(1,1-DCE)

Student's *t*-Test: Results

The results of an unpaired t-test performed at 15:06 on 18-MAY-2016

t= -2.10
sdev= 0.715E-03
degrees of freedom = 10

The probability of this result, assuming the null hypothesis, is 0.062

Group A: Number of items= 6
1.000E-03 1.000E-03 1.100E-03 1.100E-03 1.300E-03 1.700E-03

Mean = 1.200E-03
95% confidence interval for Mean: 5.4955E-04 thru 1.8505E-03
Standard Deviation = 2.683E-04
Hi = 1.700E-03 Low = 1.000E-03
Median = 1.100E-03
Average Absolute Deviation from Median = 1.667E-04

Group B: Number of items= 6
1.400E-03 1.500E-03 1.600E-03 1.900E-03 2.000E-03 4.000E-03

Mean = 2.067E-03
95% confidence interval for Mean: 1.4162E-03 thru 2.7171E-03
Standard Deviation = 9.750E-04
Hi = 4.000E-03 Low = 1.400E-03
Median = 1.750E-03
Average Absolute Deviation from Median = 5.667E-04

PSMW-1R
(PCE)

Student's *t*-Test: Results

The results of an unpaired t-test performed at 14:16 on 18-MAY-2016

t= -2.20
sdev= 0.729E-03
degrees of freedom = 10

The probability of this result, assuming the null hypothesis, is 0.053

Group A: Number of items= 6
1.610E-03 1.700E-03 2.020E-03 2.720E-03 3.100E-03 3.700E-03

Mean = 2.475E-03
95% confidence interval for Mean: 1.8123E-03 thru 3.1377E-03
Standard Deviation = 8.375E-04
Hi = 3.700E-03 Low = 1.610E-03
Median = 2.370E-03
Average Absolute Deviation from Median = 6.983E-04

Group B: Number of items= 6
2.500E-03 3.100E-03 3.400E-03 3.400E-03 3.700E-03 4.300E-03

Mean = 3.400E-03
95% confidence interval for Mean: 2.7373E-03 thru 4.0627E-03
Standard Deviation = 6.000E-04
Hi = 4.300E-03 Low = 2.500E-03
Median = 3.400E-03
Average Absolute Deviation from Median = 4.000E-04

PSMW-13A
(PCE)

Student's *t*-Test: Results

The results of an unpaired t-test performed at 14:27 on 18-MAY-2016

t= 1.42
sdev= 0.100E-02
degrees of freedom = 10

The probability of this result, assuming the null hypothesis, is 0.187

Group A: Number of items= 6
3.260E-03 3.700E-03 4.300E-03 5.000E-03 5.200E-03 6.550E-03

Mean = 4.668E-03
95% confidence interval for Mean: 3.7585E-03 thru 5.5782E-03
Standard Deviation = 1.182E-03
Hi = 6.550E-03 Low = 3.260E-03
Median = 4.650E-03
Average Absolute Deviation from Median = 9.150E-04

Group B: Number of items= 6
2.700E-03 3.300E-03 3.600E-03 4.400E-03 4.400E-03 4.700E-03

Mean = 3.850E-03
95% confidence interval for Mean: 2.9401E-03 thru 4.7599E-03
Standard Deviation = 7.765E-04
Hi = 4.700E-03 Low = 2.700E-03
Median = 4.000E-03
Average Absolute Deviation from Median = 6.500E-04

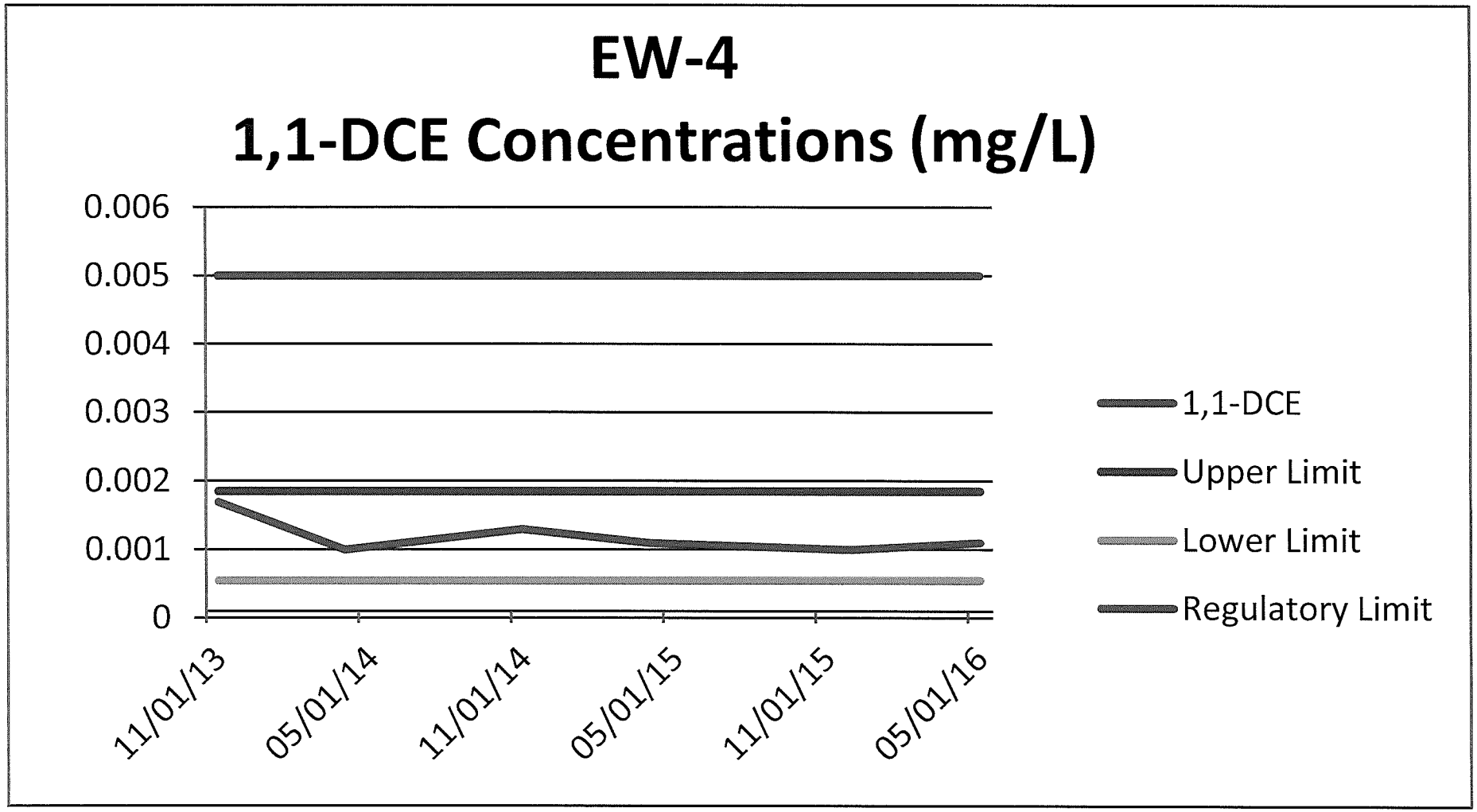
EW-4
1,1-DCE Concentrations (mg/L)
0.006
0.005
0.004
0.003
0.002
0.001
0
11/01/13
05/01/14
11/01/14
05/01/15
11/01/15
05/01/16
1,1-DCE
Upper Limit
Lower Limit
Regulatory Limit

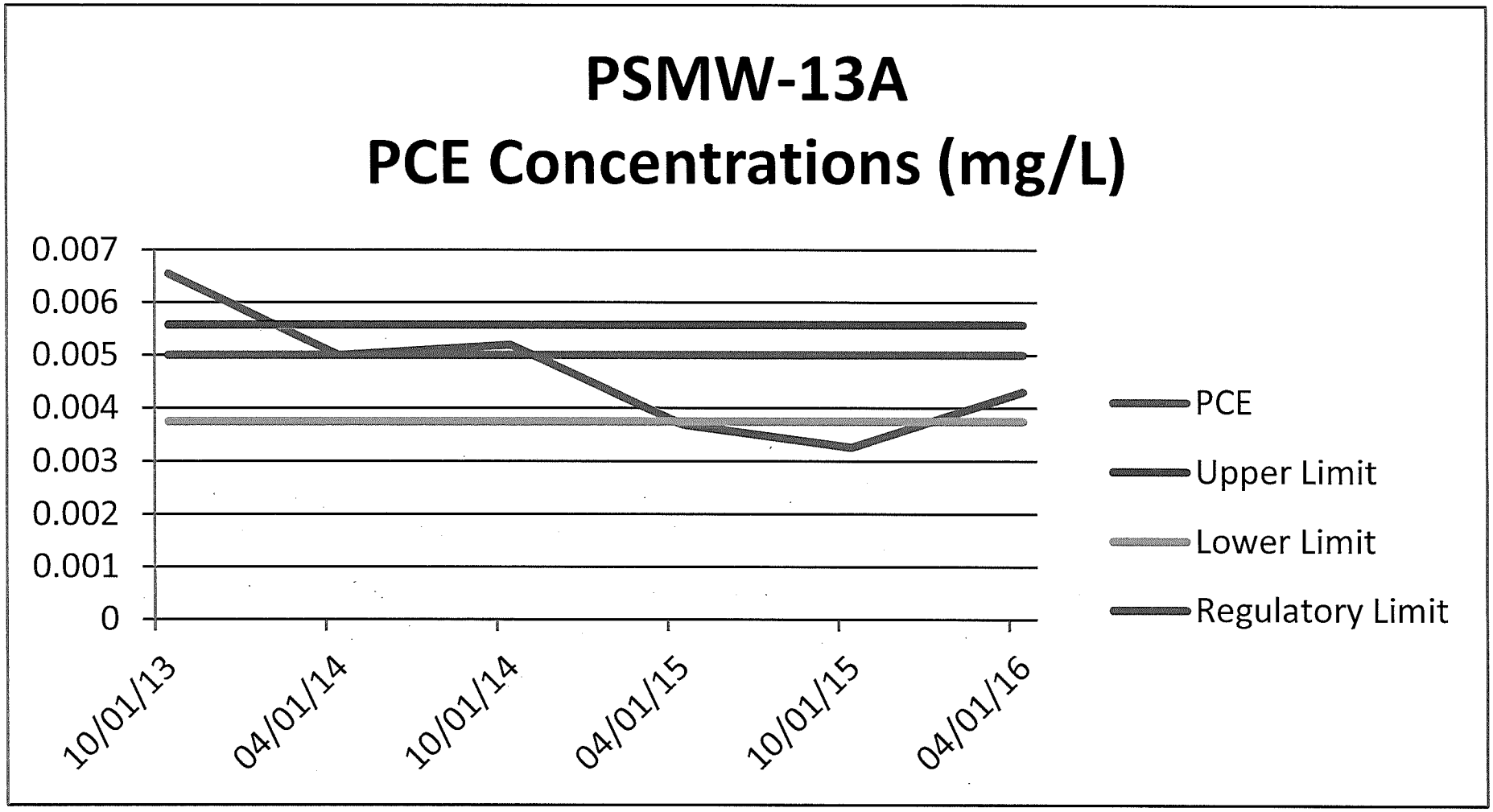
PSMW-13A
PCE Concentrations (mg/L)
0.007
0.006
0.005
0.004
0.003
0.002
0.001
0
10/01/13
04/01/14
10/01/14
04/01/15
10/01/15
04/01/16
PCE
Upper Limit
Lower Limit
Regulatory Limit

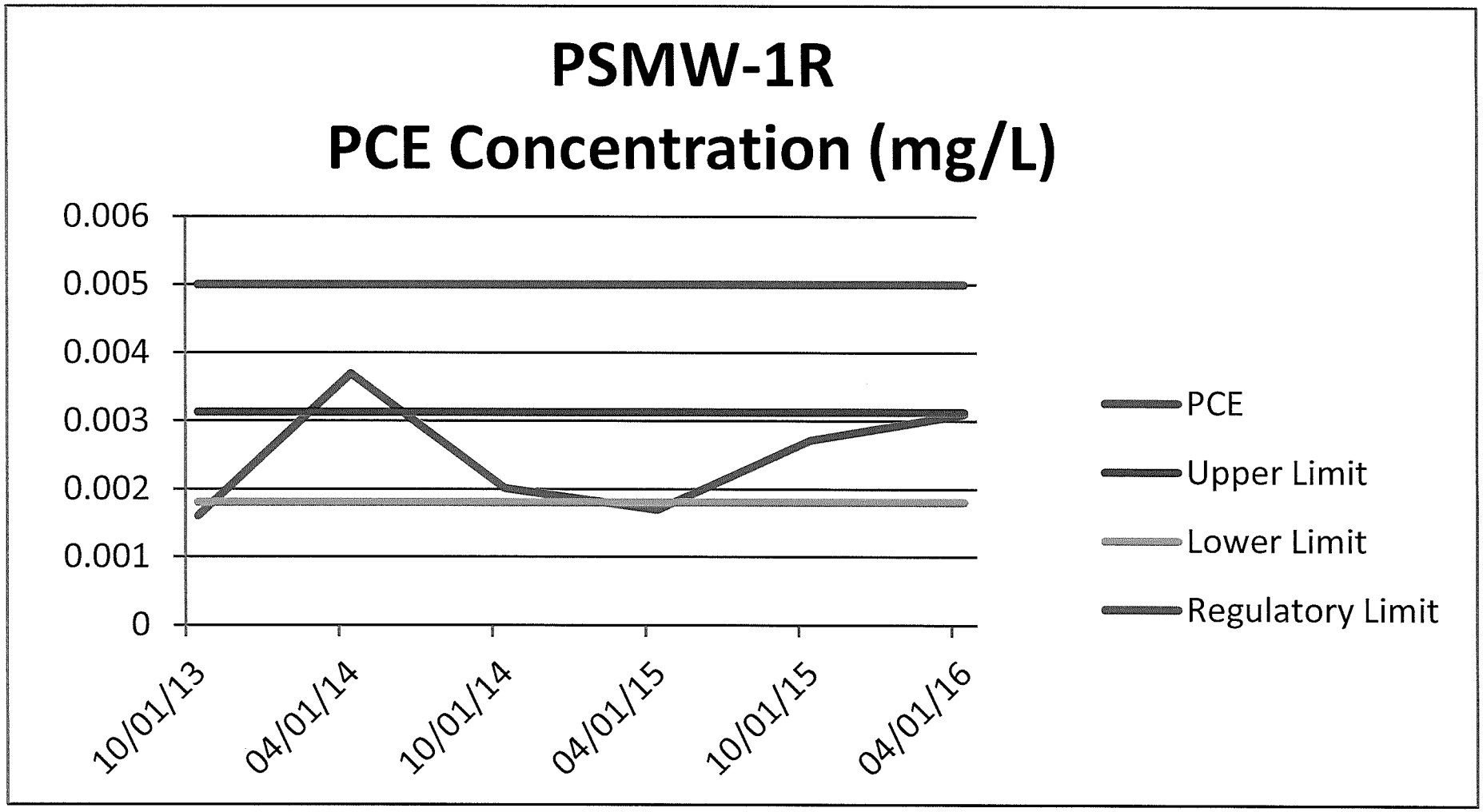
PSMW-1R
PCE Concentration (mg/L)
0.006
0.005
0.004
0.003
0.002
0.001
0
10/01/13
04/01/14
10/01/14
04/01/15
10/01/15
04/01/16
PCE
Upper Limit
Lower Limit
Regulatory Limit

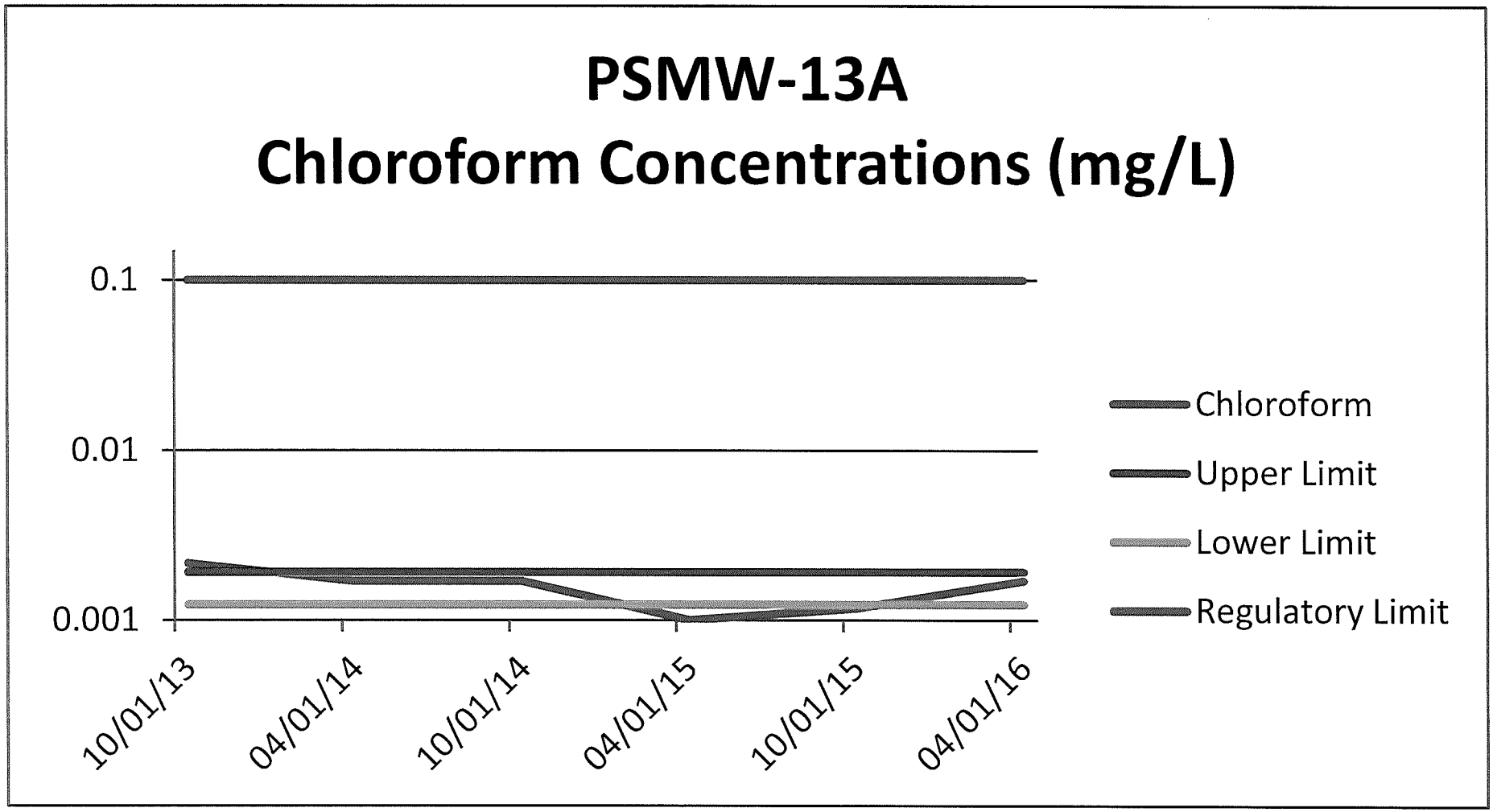
PSMW-13A
Chloroform Concentrations (mg/L)
0.1
0.01
0.001
10/01/13
04/01/14
10/01/14
04/01/15
10/01/15
04/01/16
Chloroform
Upper Limit
Lower Limit
Regulatory Limit

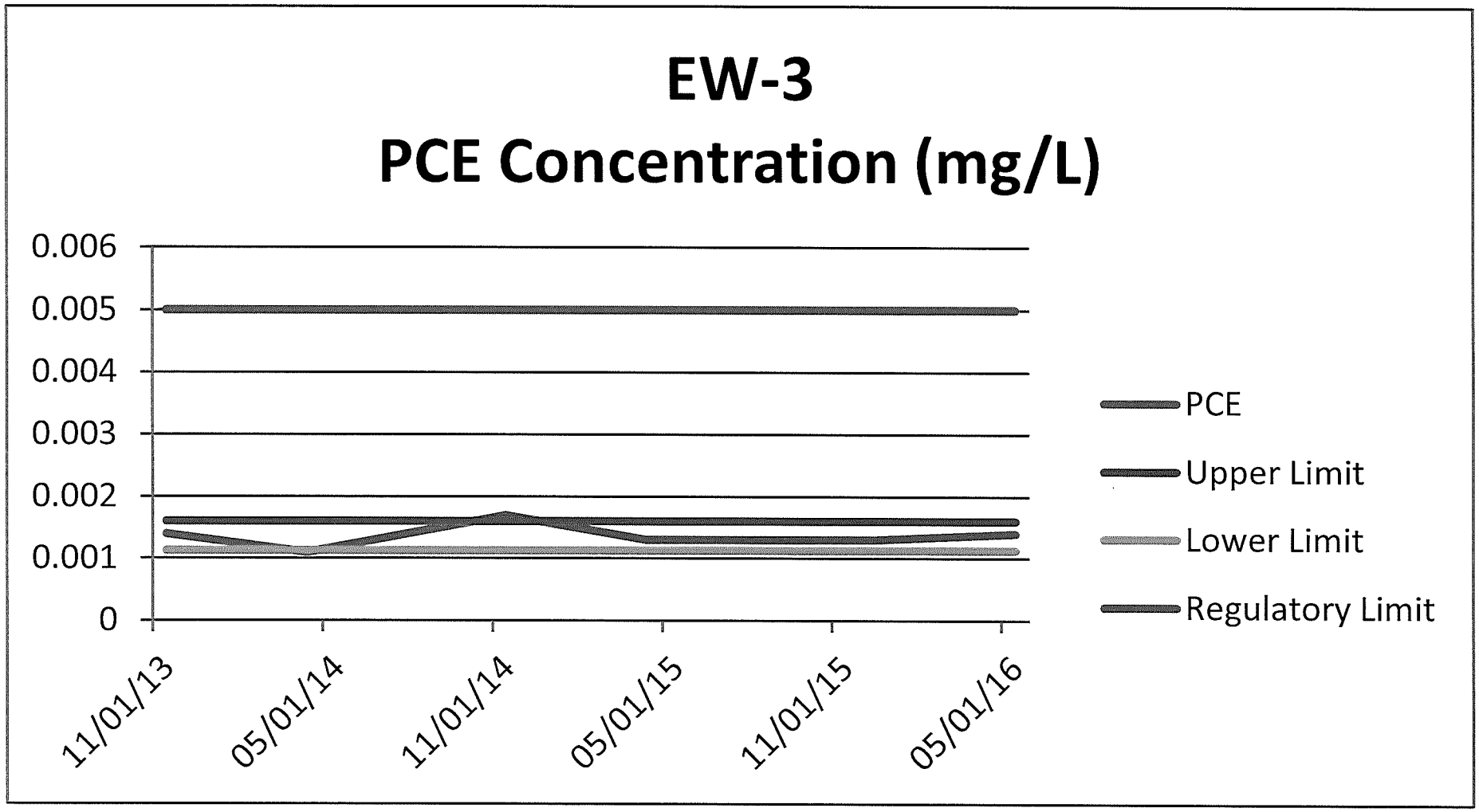
EW-3
PCE Concentration (mg/L)
0.006
0.005
0.004
0.003
0.002
0.001
0
11/01/13
05/01/14
11/01/14
05/01/15
11/01/15
05/01/16
PCE
Upper Limit
Lower Limit
Regulatory Limit

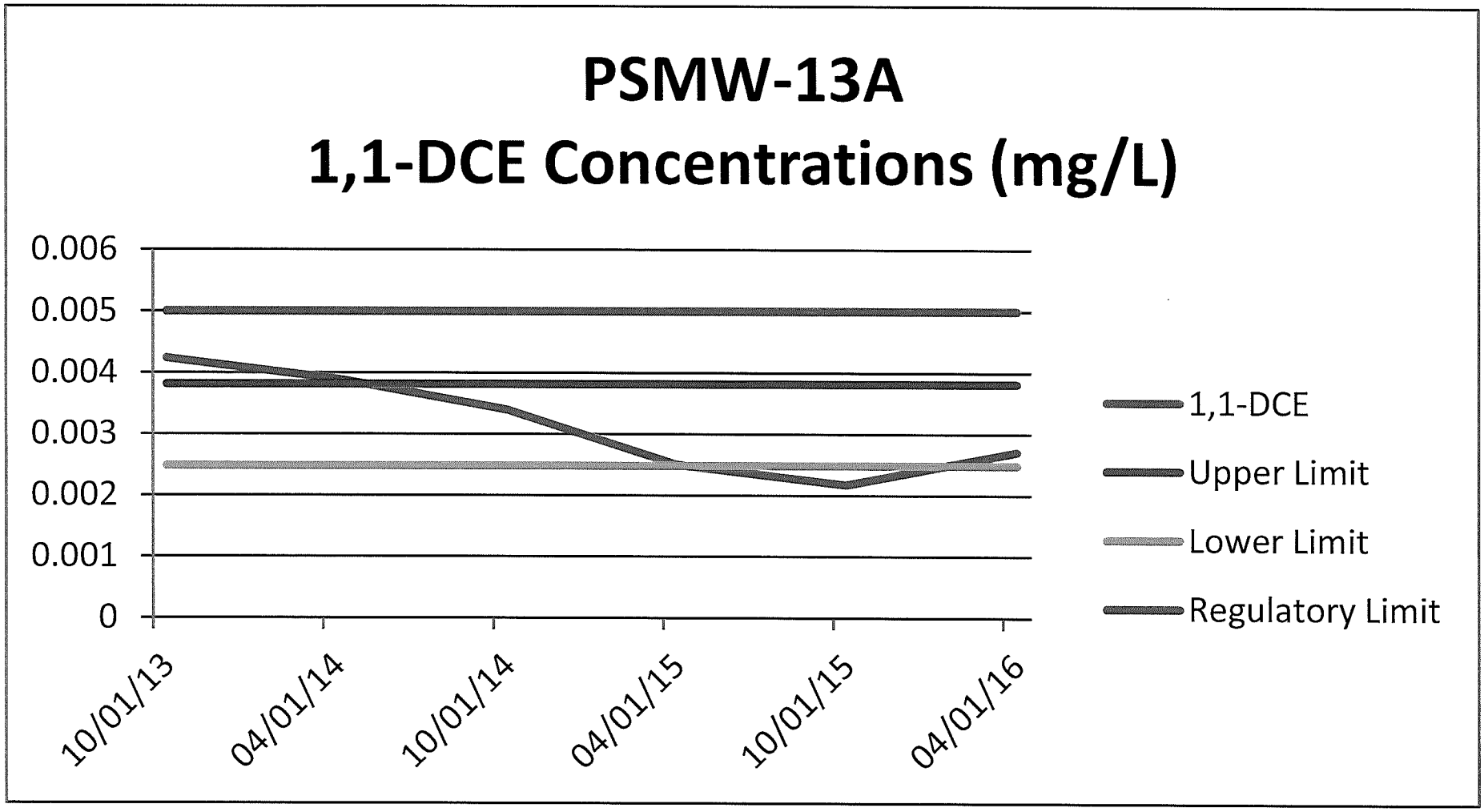
PSMW-13A
1,1-DCE Concentrations (mg/L)
0.006
0.005
0.004
0.003
0.002
0.001
0
10/01/13
04/01/14
10/01/14
04/01/15
10/01/15
04/01/16
1,1-DCE
Upper Limit
Lower Limit
Regulatory Limit

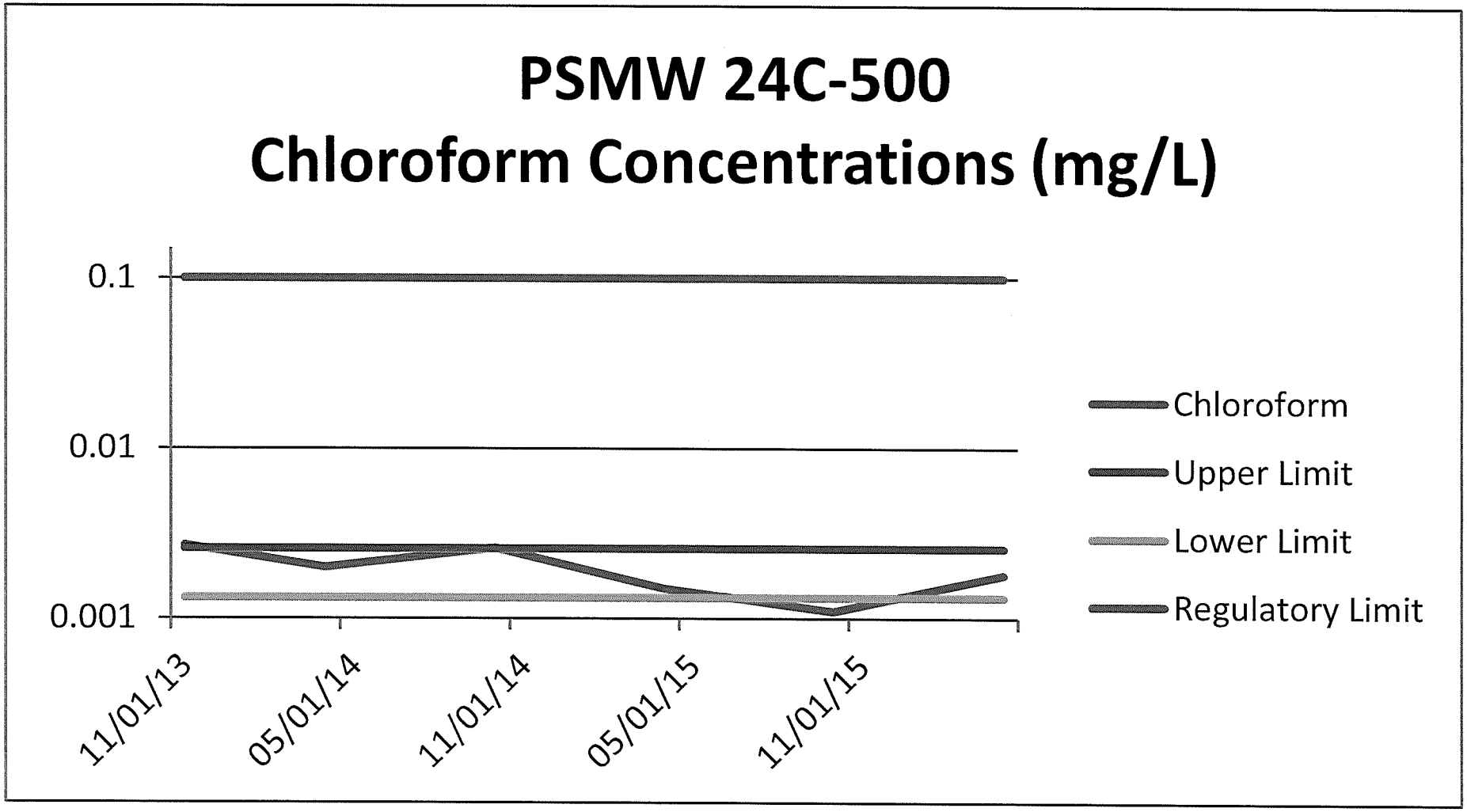
PSMW 24C-500
Chloroform Concentrations (mg/L)
0.1
0.01
0.001
11/01/13
05/01/14
11/01/14
05/01/15
11/01/15
Chloroform
Upper Limit
Lower Limit
Regulatory Limit

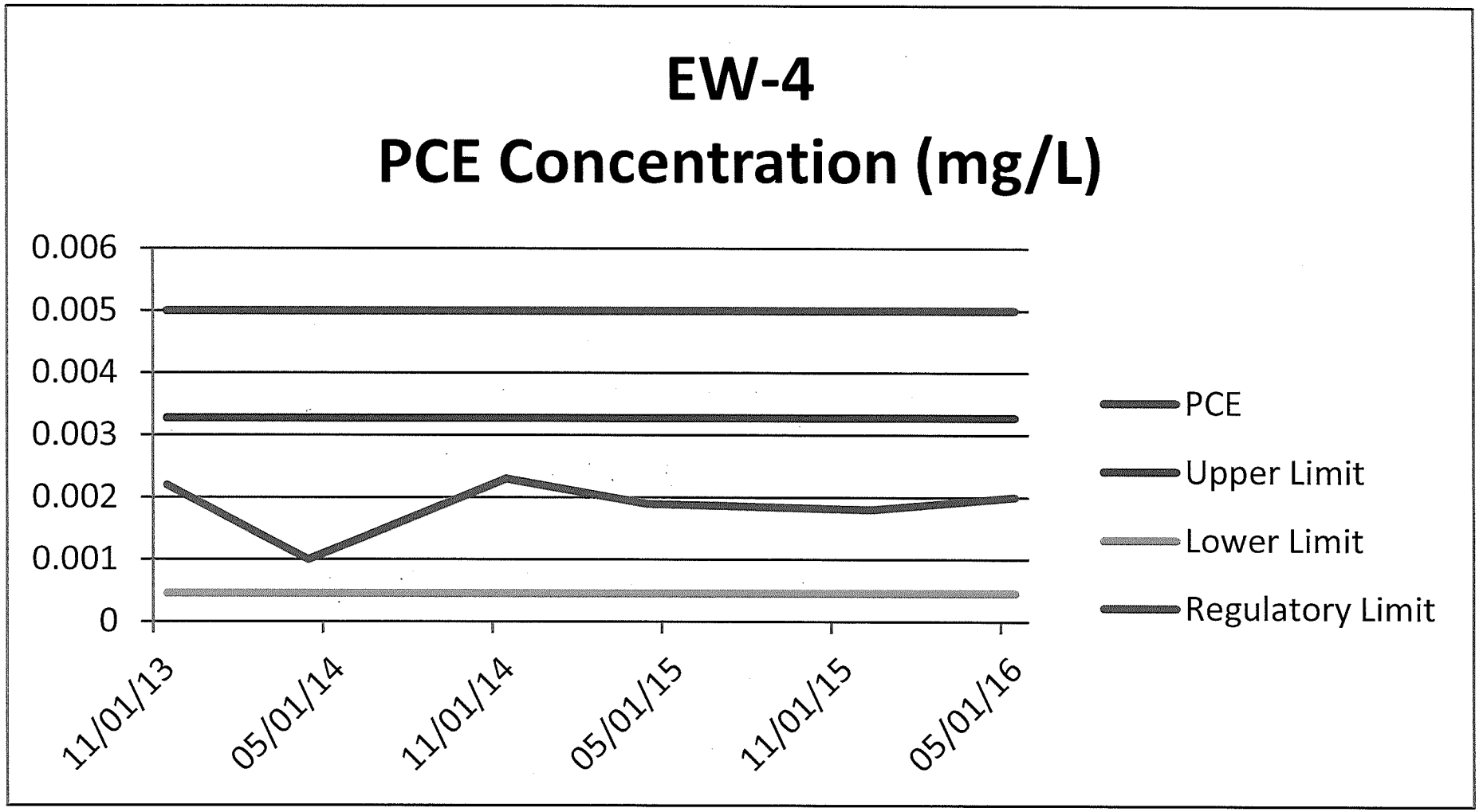
EW-4
PCE Concentration (mg/L)
0.006
0.005
0.004
0.003
0.002
0.001
0
11/01/13
05/01/14
11/01/14
05/01/15
11/01/15
05/01/16
PCE
Upper Limit
Lower Limit
Regulatory Limit

In accordance with section 3.4.5 of the permit, two statistical analyses tests were performed on the monitoring data; a Student T-test using the unpaired, two-sample methodology, and determination of the confidence interval using a 95% confidence level.

These analyses were not performed on constituents that were non-detect in the last six sampling events.

The table below lists the results of the statistically significant determination using a commonly accepted p value of < 0.05 as the determining value. The Student T-test run printouts are attached below.

Well ID	**Hazardous Constituent**	**P Value**	**Statistically Significant (p < 0.05)**
PSMW-01R	PCE	0.053	No
---	---	---	---
PSMW-13A	PCE	0.187	No
	DCE	0.026	No
	Chloroform	0.294	No
---	---	---	---
PSMW 24C-500	Chloroform	0.489	No
---	---	---	---
PSMW 27C-500	Chloroform	0.207	No
---	---	---	---
PSMW-EW3	PCE	0.123	No
	DCE	0.172	No
---	---	---	---
PSMW-EW4	DCE	0.062	No

As described in section 3.4.5 of the permit, the confidence interval for the mean at a 95% confidence level shall be calculated using the Group A data (from the last six sampling events). If the lower confidence limit exceeds the concentration limit for any particular hazardous constituent, then the finding shall be considered statistically significant evidence that the concentration limit has been exceeded.

For the sample set data included in this reporting period, the lower confidence limit did not exceed the concentration limit for any constituents in any wells. Spreadsheets showing the calculation results and plots showing the concentration limits and the upper and lower confidence limits for various hazardous constituents are attached below.

APPENDIX 5

Well Sampling Data Forms

Well Sampling Data Form

Well ID: PSMW-01R
Sample Date: 4/28/2016
Sample Collection: 1045
Sampler: Mark Sikelianos, Delphi
Analytical Laboratory Name: Hall Environmental Analysis Laboratory: Abq, NM
Analytical Method: USEPA 8260B VOCs
Casing Head Elevation (ft): 5029.66
Depth to Water (ft): 127.36
Water Level Elevation (ft): 4902.30
Field Measurements and Data **pH (standard unit):** 7.90 **Conductivity ((µmho/cm):** 887 **Temperature (°F):** 65.66 **Purge Volume (gal):** 8
Comments: Duplicate sample collected for 8260 analysis – PSMW-A. GTS on. pH meter is not reading correctly.

Well Sampling Data Form

Well ID: PSMW-07R
Sample Date: 4/28/2016
Sample Collection: 1412
Sampler: Mark Sikelianos, Delphi
Analytical Laboratory Name: Hall Environmental Analysis Laboratory: Abq, NM
Analytical Method: USEPA 8260B VOCs
Casing Head Elevation (ft): 5008.37
Depth to Water (ft): 105.16
Water Level Elevation (ft): 4903.21
Field Measurements and Data **pH (standard unit):** 7.20 **Conductivity (µmho/cm):** 950 **Temperature (°F):** 66.38 **Purge Volume (gal):** 13
Comments: GTS on.

Well Sampling Data Form

Well ID: PSMW-08B
Sample Date: 4/28/2016
Sample Collection: 1223
Sampler: Mark Sikelianos, Delphi
Analytical Laboratory Name: Hall Environmental Analysis Laboratory: Abq, NM
Analytical Method: USEPA 8260B VOCs
Casing Head Elevation (ft): 5045.64
Depth to Water (ft): 145.54
Water Level Elevation (ft): 4900.10
Field Measurements and Data **pH (standard unit):** 7.19 **Conductivity (µmho/cm):** 945 **Temperature (°F):** 66.92 **Purge Volume (gal):** 13
Comments: GTS on.

Well Sampling Data Form

Well ID: PSMW-10
Sample Date: 4/28/2016
Sample Collection: 1526
Sampler: Mark Sikelianos, Delphi
Analytical Laboratory Name: Hall Environmental Analysis Laboratory: Abq, NM
Analytical Method: USEPA 8260B VOCs
Casing Head Elevation (ft): 5058.15
Depth to Water (ft): 159.95
Water Level Elevation (ft): 4898.20
Field Measurements and Data **pH (standard unit):** 7.50 **Conductivity (µmho/cm):** 1,128 **Temperature (°F):** 68.18 **Purge Volume (gal):** 6
Comments: Duplicate sample collected for 8260 analysis – PSMW-J. GTS on.

Well Sampling Data Form

Well ID: PSMW-13A
Sample Date: 4/28/2016
Sample Collection: 1558
Sampler: Mark Sikelianos, Delphi
Analytical Laboratory Name: Hall Environmental Analysis Laboratory: Abq, NM
Analytical Method: USEPA 8260B VOCs
Casing Head Elevation (ft): 5052.14
Depth to Water (ft): 152.13
Water Level Elevation (ft): 4900.01
Field Measurements and Data **pH (standard unit):** 7.23 **Conductivity (µmho/cm):** 1,320 **Temperature (°F):** 67.28 **Purge Volume (gal):** 6
Comments: GTS on.

Well Sampling Data Form

Well ID: PSMW-EW1
Sample Date: 5/03/2016
Sample Collection: 1535
Sampler: Mark Sikelianos, Delphi
Analytical Laboratory Name: Hall Environmental Analysis Laboratory: Abq, NM
Analytical Method: USEPA 8260B VOCs
Casing Head Elevation (ft): 5038.03
Depth to Water (ft): N/A
Water Level Elevation (ft): N/A
Field Measurements and Data **pH (standard unit):** 6.96 **Conductivity (µmho/cm):** 988 **Temperature (°F):** 67.64 **Purge Volume (gal):** Initial
Comments: Extraction well. Samples collected at GTS building sample port.

Well Sampling Data Form

Well ID: PSMW-EW2
Sample Date: 5/03/2016
Sample Collection: 1540
Sampler: Mark Sikelianos, Delphi
Analytical Laboratory Name: Hall Environmental Analysis Laboratory: Abq, NM
Analytical Method: USEPA 8260B VOCs
Casing Head Elevation (ft): 5058.04
Depth to Water (ft): N/A
Water Level Elevation (ft): N/A
Field Measurements and Data **pH (standard unit):** 6.96 **Conductivity (µmho/cm):** 981 **Temperature (°F):** 67.64 **Purge Volume (gal):** Initial
Comments: Extraction well. Samples collected at GTS building sample port.

Well Sampling Data Form

Well ID: PSMW-EW3
Sample Date: 5/03/2016
Sample Collection: 1315
Sampler: Mark Sikelianos, Delphi
Analytical Laboratory Name: Hall Environmental Analysis Laboratory: Abq, NM
Analytical Method: USEPA 8260B VOCs
Casing Head Elevation (ft): 5111.18
Depth to Water (ft): N/A
Water Level Elevation (ft): N/A
Field Measurements and Data **pH (standard unit):** 6.97 **Conductivity (μmho/cm):** 945 **Temperature (°F):** 68.90 **Purge Volume (gal):** Initial
Comments: Extraction well. Samples collected at GTS building sample port.

Well Sampling Data Form

Well ID: PSMW-EW4
Sample Date: 5/03/2016
Sample Collection: 1320
Sampler: Mark Sikelianos
Analytical Laboratory Name: Hall Environmental Analysis Laboratory: Abq, NM
Analytical Method: USEPA 8260B VOCs
Casing Head Elevation (ft): 5090.35
Depth to Water (ft): N/A
Water Level Elevation (ft): N/A
Field Measurements and Data **pH (standard unit):** 7.02 **Conductivity (µmho/cm):** 966 **Temperature (°F):** 71.60 **Purge Volume (gal):** Initial
Comments: Extraction well. Samples collected at GTS building sample port.

Well Sampling Data Form

Well ID: PSMW-VEW
Sample Date: 5/03/2016
Sample Collection: 1300
Sampler: Mark Sikelianos, Delphi
Analytical Laboratory Name: Hall Environmental Analysis Laboratory: Abq, NM
Analytical Method: USEPA 8260B VOCs
Casing Head Elevation (ft): 5029.55
Depth to Water (ft): N/A
Water Level Elevation (ft): N/A
Field Measurements and Data **pH (standard unit):** 6.91 **Conductivity (µmho/cm):** 1,300 **Temperature (°F):** 67.64 **Purge Volume (gal):** Initial
Comments: Extraction well. Samples collected at GTS building sample port.

Well Sampling Data Form

Well ID: PSMW24-500
Sample Date: 4/27/2016
Sample Collection: 1130
Sampler: Mark Sikelianos, Delphi
Analytical Laboratory Name: Hall Environmental Analysis Laboratory: Abq, NM
Analytical Method: USEPA 8260B VOCs
Casing Head Elevation (ft): 5138.57
Depth to Water (ft): 245.50
Water Level Elevation (ft): 4893.07
Field Measurements and Data **pH (standard unit):** 7.73 **Conductivity (µmho/cm):** 432 **Temperature (°F):** 68.36 **Purge Volume (gal):** 14
Comments: GTS on.

Well Sampling Data Form

Well ID: PSMW27-500
Sample Date: 4/27/2016
Sample Collection: 1520
Sampler: Mark Sikelianos, Delphi
Analytical Laboratory Name: Hall Environmental Analysis Laboratory: Abq, NM
Analytical Method: USEPA 8260B VOCs
Casing Head Elevation (ft): 5153.58
Depth to Water (ft): 261.45
Water Level Elevation (ft): 4892.13
Field Measurements and Data **pH (standard unit):** 7.85 **Conductivity (μmho/cm):** 396 **Temperature (°F):** 67.1 **Purge Volume (gal):** 14
Comments: Duplicate sample collected for 8260 analysis – PSMW-Z500. GTS on.

Well Sampling Data Form

Well ID: PSMW27-600
Sample Date: 4/27/2016
Sample Collection: 1335
Sampler: Mark Sikelianos, Delphi
Analytical Laboratory Name: Hall Environmental Analysis Laboratory: Abq, NM
Analytical Method: USEPA 8260B VOCs
Casing Head Elevation (ft): 5153.58
Depth to Water (ft): 261.55
Water Level Elevation (ft): 4892.03
Field Measurements and Data **pH (standard unit):** 7.33 **Conductivity (µmho/cm):** 326 **Temperature (°F):** 68.0 **Purge Volume (gal):** 15
Comments: GTS on.

APPENDIX 6

Laboratory Analytical Reports

HALL
ENVIRONMENTAL
ANALYSIS
LABORATORY

Hall Environmental Analysis Laboratory
4901 Hawkins NE
Albuquerque, NM 87109
TEL: 505-345-3975 FAX: 505-345-4107
Website: www.hallenvironmental.com

May 06, 2016

John Hale
Public Service Company
2401 Aztec, NE #Z110
Albuquerque, NM 87107
TEL: (505) 241-2014
FAX (505) 241-4306

RE: Person Generating Station OrderNo.: 1604C28

Dear John Hale:

Hall Environmental Analysis Laboratory received 5 sample(s) on 4/27/2016 for the analyses presented in the following report.

These were analyzed according to EPA procedures or equivalent. To access our accredited tests please go to www.hallenvironmental.com or the state specific web sites. In order to properly interpret your results it is imperative that you review this report in its entirety. See the sample checklist and/or the Chain of Custody for information regarding the sample receipt temperature and preservation. Data qualifiers or a narrative will be provided if the sample analysis or analytical quality control parameters require a flag. When necessary, data qualifers are provided on both the sample analysis report and the QC summary report, both sections should be reviewed. All samples are reported, as received, unless otherwise indicated. Lab measurement of analytes considered field parameters that require analysis within 15 minutes of sampling such as pH and residual chlorine are qualified as being analyzed outside of the recommended holding time.

Please don't hesitate to contact HEAL for any additional information or clarifications.

ADHS Cert #AZ0682 -- NMED-DWB Cert #NM9425 -- NMED-Micro Cert #NM0190

Sincerely,

Andy Freeman
Laboratory Manager
4901 Hawkins NE
Albuquerque, NM 87109

Analytical Report
Lab Order **1604C28**
Date Reported: **5/6/2016**

Hall Environmental Analysis Laboratory, Inc.

CLIENT: Public Service Company
Project: Person Generating Station
Lab ID: 1604C28-001 **Matrix:** AQUEOUS

Client Sample ID: PSMW 24-500
Collection Date: 4/27/2016 11:30:00 AM
Received Date: 4/27/2016 4:53:00 PM

Analyses	Result	PQL	Qual	Units	DF	Date Analyzed	Batch
EPA METHOD 8260B: VOLATILES						Analyst:	**DJF**
Benzene	ND	1.0		µg/L	1	5/4/2016 6:53:06 PM	A33992
Toluene	ND	1.0		µg/L	1	5/4/2016 6:53:06 PM	A33992
Ethylbenzene	ND	1.0		µg/L	1	5/4/2016 6:53:06 PM	A33992
Methyl tert-butyl ether (MTBE)	ND	1.0		µg/L	1	5/4/2016 6:53:06 PM	A33992
1,2,4-Trimethylbenzene	ND	1.0		µg/L	1	5/4/2016 6:53:06 PM	A33992
1,3,5-Trimethylbenzene	ND	1.0		µg/L	1	5/4/2016 6:53:06 PM	A33992
1,2-Dichloroethane (EDC)	ND	1.0		µg/L	1	5/4/2016 6:53:06 PM	A33992
1,2-Dibromoethane (EDB)	ND	1.0		µg/L	1	5/4/2016 6:53:06 PM	A33992
Naphthalene	ND	2.0		µg/L	1	5/4/2016 6:53:06 PM	A33992
1-Methylnaphthalene	ND	4.0		µg/L	1	5/4/2016 6:53:06 PM	A33992
2-Methylnaphthalene	ND	4.0		µg/L	1	5/4/2016 6:53:06 PM	A33992
Acetone	ND	10		µg/L	1	5/4/2016 6:53:06 PM	A33992
Bromobenzene	ND	1.0		µg/L	1	5/4/2016 6:53:06 PM	A33992
Bromodichloromethane	ND	1.0		µg/L	1	5/4/2016 6:53:06 PM	A33992
Bromoform	ND	1.0		µg/L	1	5/4/2016 6:53:06 PM	A33992
Bromomethane	ND	3.0		µg/L	1	5/4/2016 6:53:06 PM	A33992
2-Butanone	ND	10		µg/L	1	5/4/2016 6:53:06 PM	A33992
Carbon disulfide	ND	10		µg/L	1	5/4/2016 6:53:06 PM	A33992
Carbon Tetrachloride	ND	1.0		µg/L	1	5/4/2016 6:53:06 PM	A33992
Chlorobenzene	ND	1.0		µg/L	1	5/4/2016 6:53:06 PM	A33992
Chloroethane	ND	2.0		µg/L	1	5/4/2016 6:53:06 PM	A33992
Chloroform	1.8	1.0		µg/L	1	5/4/2016 6:53:06 PM	A33992
Chloromethane	ND	3.0		µg/L	1	5/4/2016 6:53:06 PM	A33992
2-Chlorotoluene	ND	1.0		µg/L	1	5/4/2016 6:53:06 PM	A33992
4-Chlorotoluene	ND	1.0		µg/L	1	5/4/2016 6:53:06 PM	A33992
cis-1,2-DCE	ND	1.0		µg/L	1	5/4/2016 6:53:06 PM	A33992
cis-1,3-Dichloropropene	ND	1.0		µg/L	1	5/4/2016 6:53:06 PM	A33992
1,2-Dibromo-3-chloropropane	ND	2.0		µg/L	1	5/4/2016 6:53:06 PM	A33992
Dibromochloromethane	ND	1.0		µg/L	1	5/4/2016 6:53:06 PM	A33992
Dibromomethane	ND	1.0		µg/L	1	5/4/2016 6:53:06 PM	A33992
1,2-Dichlorobenzene	ND	1.0		µg/L	1	5/4/2016 6:53:06 PM	A33992
1,3-Dichlorobenzene	ND	1.0		µg/L	1	5/4/2016 6:53:06 PM	A33992
1,4-Dichlorobenzene	ND	1.0		µg/L	1	5/4/2016 6:53:06 PM	A33992
Dichlorodifluoromethane	ND	1.0		µg/L	1	5/4/2016 6:53:06 PM	A33992
1,1-Dichloroethane	ND	1.0		µg/L	1	5/4/2016 6:53:06 PM	A33992
1,1-Dichloroethene	ND	1.0		µg/L	1	5/4/2016 6:53:06 PM	A33992
1,2-Dichloropropane	ND	1.0		µg/L	1	5/4/2016 6:53:06 PM	A33992
1,3-Dichloropropane	ND	1.0		µg/L	1	5/4/2016 6:53:06 PM	A33992
2,2-Dichloropropane	ND	2.0		µg/L	1	5/4/2016 6:53:06 PM	A33992

Refer to the QC Summary report and sample login checklist for flagged QC data and preservation information.

Qualifiers:

*	Value exceeds Maximum Contaminant Level.	B	Analyte detected in the associated Method Blank
D	Sample Diluted Due to Matrix	E	Value above quantitation range
H	Holding times for preparation or analysis exceeded	J	Analyte detected below quantitation limits
ND	Not Detected at the Reporting Limit	P	Sample pH Not In Range
R	RPD outside accepted recovery limits	RL	Reporting Detection Limit
S	% Recovery outside of range due to dilution or matrix	W	Sample container temperature is out of limit as specified

Hall Environmental Analysis Laboratory, Inc.

CLIENT: Public Service Company
Project: Person Generating Station
Lab ID: 1604C28-001 **Matrix:** AQUEOUS

Client Sample ID: PSMW 24-500
Collection Date: 4/27/2016 11:30:00 AM
Received Date: 4/27/2016 4:53:00 PM

Analyses	Result	PQL	Qual	Units	DF	Date Analyzed	Batch
EPA METHOD 8260B: VOLATILES						Analyst: **DJF**	
1,1-Dichloropropene	ND	1.0		µg/L	1	5/4/2016 6:53:06 PM	A33992
Hexachlorobutadiene	ND	1.0		µg/L	1	5/4/2016 6:53:06 PM	A33992
2-Hexanone	ND	10		µg/L	1	5/4/2016 6:53:06 PM	A33992
Isopropylbenzene	ND	1.0		µg/L	1	5/4/2016 6:53:06 PM	A33992
4-Isopropyltoluene	ND	1.0		µg/L	1	5/4/2016 6:53:06 PM	A33992
4-Methyl-2-pentanone	ND	10		µg/L	1	5/4/2016 6:53:06 PM	A33992
Methylene Chloride	ND	3.0		µg/L	1	5/4/2016 6:53:06 PM	A33992
n-Butylbenzene	ND	3.0		µg/L	1	5/4/2016 6:53:06 PM	A33992
n-Propylbenzene	ND	1.0		µg/L	1	5/4/2016 6:53:06 PM	A33992
sec-Butylbenzene	ND	1.0		µg/L	1	5/4/2016 6:53:06 PM	A33992
Styrene	ND	1.0		µg/L	1	5/4/2016 6:53:06 PM	A33992
tert-Butylbenzene	ND	1.0		µg/L	1	5/4/2016 6:53:06 PM	A33992
1,1,1,2-Tetrachloroethane	ND	1.0		µg/L	1	5/4/2016 6:53:06 PM	A33992
1,1,2,2-Tetrachloroethane	ND	2.0		µg/L	1	5/4/2016 6:53:06 PM	A33992
Tetrachloroethene (PCE)	ND	1.0		µg/L	1	5/4/2016 6:53:06 PM	A33992
trans-1,2-DCE	ND	1.0		µg/L	1	5/4/2016 6:53:06 PM	A33992
trans-1,3-Dichloropropene	ND	1.0		µg/L	1	5/4/2016 6:53:06 PM	A33992
1,2,3-Trichlorobenzene	ND	1.0		µg/L	1	5/4/2016 6:53:06 PM	A33992
1,2,4-Trichlorobenzene	ND	1.0		µg/L	1	5/4/2016 6:53:06 PM	A33992
1,1,1-Trichloroethane	ND	1.0		µg/L	1	5/4/2016 6:53:06 PM	A33992
1,1,2-Trichloroethane	ND	1.0		µg/L	1	5/4/2016 6:53:06 PM	A33992
Trichloroethene (TCE)	ND	1.0		µg/L	1	5/4/2016 6:53:06 PM	A33992
Trichlorofluoromethane	ND	1.0		µg/L	1	5/4/2016 6:53:06 PM	A33992
1,2,3-Trichloropropane	ND	2.0		µg/L	1	5/4/2016 6:53:06 PM	A33992
Vinyl chloride	ND	1.0		µg/L	1	5/4/2016 6:53:06 PM	A33992
Xylenes, Total	ND	1.5		µg/L	1	5/4/2016 6:53:06 PM	A33992
Surr: 1,2-Dichloroethane-d4	101	70-130		%Rec	1	5/4/2016 6:53:06 PM	A33992
Surr: 4-Bromofluorobenzene	104	70-130		%Rec	1	5/4/2016 6:53:06 PM	A33992
Surr: Dibromofluoromethane	104	70-130		%Rec	1	5/4/2016 6:53:06 PM	A33992
Surr: Toluene-d8	101	70-130		%Rec	1	5/4/2016 6:53:06 PM	A33992

Refer to the QC Summary report and sample login checklist for flagged QC data and preservation information.

Qualifiers:

*	Value exceeds Maximum Contaminant Level.	B	Analyte detected in the associated Method Blank
D	Sample Diluted Due to Matrix	E	Value above quantitation range
H	Holding times for preparation or analysis exceeded	J	Analyte detected below quantitation limits
ND	Not Detected at the Reporting Limit	P	Sample pH Not In Range
R	RPD outside accepted recovery limits	RL	Reporting Detection Limit
S	% Recovery outside of range due to dilution or matrix	W	Sample container temperature is out of limit as specified

Hall Environmental Analysis Laboratory, Inc.

CLIENT: Public Service Company
Project: Person Generating Station
Lab ID: 1604C28-002
Matrix: AQUEOUS
Client Sample ID: PSMW 27-600
Collection Date: 4/27/2016 1:35:00 PM
Received Date: 4/27/2016 4:53:00 PM

Analyses	Result	PQL	Qual	Units	DF	Date Analyzed	Batch
EPA METHOD 8260B: VOLATILES						Analyst: **DJF**	
Benzene	ND	1.0		µg/L	1	5/4/2016 8:17:52 PM	A33992
Toluene	ND	1.0		µg/L	1	5/4/2016 8:17:52 PM	A33992
Ethylbenzene	ND	1.0		µg/L	1	5/4/2016 8:17:52 PM	A33992
Methyl tert-butyl ether (MTBE)	ND	1.0		µg/L	1	5/4/2016 8:17:52 PM	A33992
1,2,4-Trimethylbenzene	ND	1.0		µg/L	1	5/4/2016 8:17:52 PM	A33992
1,3,5-Trimethylbenzene	ND	1.0		µg/L	1	5/4/2016 8:17:52 PM	A33992
1,2-Dichloroethane (EDC)	ND	1.0		µg/L	1	5/4/2016 8:17:52 PM	A33992
1,2-Dibromoethane (EDB)	ND	1.0		µg/L	1	5/4/2016 8:17:52 PM	A33992
Naphthalene	ND	2.0		µg/L	1	5/4/2016 8:17:52 PM	A33992
1-Methylnaphthalene	ND	4.0		µg/L	1	5/4/2016 8:17:52 PM	A33992
2-Methylnaphthalene	ND	4.0		µg/L	1	5/4/2016 8:17:52 PM	A33992
Acetone	ND	10		µg/L	1	5/4/2016 8:17:52 PM	A33992
Bromobenzene	ND	1.0		µg/L	1	5/4/2016 8:17:52 PM	A33992
Bromodichloromethane	ND	1.0		µg/L	1	5/4/2016 8:17:52 PM	A33992
Bromoform	ND	1.0		µg/L	1	5/4/2016 8:17:52 PM	A33992
Bromomethane	ND	3.0		µg/L	1	5/4/2016 8:17:52 PM	A33992
2-Butanone	ND	10		µg/L	1	5/4/2016 8:17:52 PM	A33992
Carbon disulfide	ND	10		µg/L	1	5/4/2016 8:17:52 PM	A33992
Carbon Tetrachloride	ND	1.0		µg/L	1	5/4/2016 8:17:52 PM	A33992
Chlorobenzene	ND	1.0		µg/L	1	5/4/2016 8:17:52 PM	A33992
Chloroethane	ND	2.0		µg/L	1	5/4/2016 8:17:52 PM	A33992
Chloroform	ND	1.0		µg/L	1	5/4/2016 8:17:52 PM	A33992
Chloromethane	ND	3.0		µg/L	1	5/4/2016 8:17:52 PM	A33992
2-Chlorotoluene	ND	1.0		µg/L	1	5/4/2016 8:17:52 PM	A33992
4-Chlorotoluene	ND	1.0		µg/L	1	5/4/2016 8:17:52 PM	A33992
cis-1,2-DCE	ND	1.0		µg/L	1	5/4/2016 8:17:52 PM	A33992
cis-1,3-Dichloropropene	ND	1.0		µg/L	1	5/4/2016 8:17:52 PM	A33992
1,2-Dibromo-3-chloropropane	ND	2.0		µg/L	1	5/4/2016 8:17:52 PM	A33992
Dibromochloromethane	ND	1.0		µg/L	1	5/4/2016 8:17:52 PM	A33992
Dibromomethane	ND	1.0		µg/L	1	5/4/2016 8:17:52 PM	A33992
1,2-Dichlorobenzene	ND	1.0		µg/L	1	5/4/2016 8:17:52 PM	A33992
1,3-Dichlorobenzene	ND	1.0		µg/L	1	5/4/2016 8:17:52 PM	A33992
1,4-Dichlorobenzene	ND	1.0		µg/L	1	5/4/2016 8:17:52 PM	A33992
Dichlorodifluoromethane	ND	1.0		µg/L	1	5/4/2016 8:17:52 PM	A33992
1,1-Dichloroethane	ND	1.0		µg/L	1	5/4/2016 8:17:52 PM	A33992
1,1-Dichloroethene	ND	1.0		µg/L	1	5/4/2016 8:17:52 PM	A33992
1,2-Dichloropropane	ND	1.0		µg/L	1	5/4/2016 8:17:52 PM	A33992
1,3-Dichloropropane	ND	1.0		µg/L	1	5/4/2016 8:17:52 PM	A33992
2,2-Dichloropropane	ND	2.0		µg/L	1	5/4/2016 8:17:52 PM	A33992

Refer to the QC Summary report and sample login checklist for flagged QC data and preservation information.

Qualifiers:

*	Value exceeds Maximum Contaminant Level.	B	Analyte detected in the associated Method Blank
D	Sample Diluted Due to Matrix	E	Value above quantitation range
H	Holding times for preparation or analysis exceeded	J	Analyte detected below quantitation limits
ND	Not Detected at the Reporting Limit	P	Sample pH Not In Range
R	RPD outside accepted recovery limits	RL	Reporting Detection Limit
S	% Recovery outside of range due to dilution or matrix	W	Sample container temperature is out of limit as specified

Hall Environmental Analysis Laboratory, Inc.

CLIENT: Public Service Company
Project: Person Generating Station
Lab ID: 1604C28-002
Matrix: AQUEOUS
Client Sample ID: PSMW 27-600
Collection Date: 4/27/2016 1:35:00 PM
Received Date: 4/27/2016 4:53:00 PM

Analyses	Result	PQL	Qual	Units	DF	Date Analyzed	Batch
EPA METHOD 8260B: VOLATILES						Analyst: **DJF**	
1,1-Dichloropropene	ND	1.0		µg/L	1	5/4/2016 8:17:52 PM	A33992
Hexachlorobutadiene	ND	1.0		µg/L	1	5/4/2016 8:17:52 PM	A33992
2-Hexanone	ND	10		µg/L	1	5/4/2016 8:17:52 PM	A33992
Isopropylbenzene	ND	1.0		µg/L	1	5/4/2016 8:17:52 PM	A33992
4-Isopropyltoluene	ND	1.0		µg/L	1	5/4/2016 8:17:52 PM	A33992
4-Methyl-2-pentanone	ND	10		µg/L	1	5/4/2016 8:17:52 PM	A33992
Methylene Chloride	ND	3.0		µg/L	1	5/4/2016 8:17:52 PM	A33992
n-Butylbenzene	ND	3.0		µg/L	1	5/4/2016 8:17:52 PM	A33992
n-Propylbenzene	ND	1.0		µg/L	1	5/4/2016 8:17:52 PM	A33992
sec-Butylbenzene	ND	1.0		µg/L	1	5/4/2016 8:17:52 PM	A33992
Styrene	ND	1.0		µg/L	1	5/4/2016 8:17:52 PM	A33992
tert-Butylbenzene	ND	1.0		µg/L	1	5/4/2016 8:17:52 PM	A33992
1,1,1,2-Tetrachloroethane	ND	1.0		µg/L	1	5/4/2016 8:17:52 PM	A33992
1,1,2,2-Tetrachloroethane	ND	2.0		µg/L	1	5/4/2016 8:17:52 PM	A33992
Tetrachloroethene (PCE)	ND	1.0		µg/L	1	5/4/2016 8:17:52 PM	A33992
trans-1,2-DCE	ND	1.0		µg/L	1	5/4/2016 8:17:52 PM	A33992
trans-1,3-Dichloropropene	ND	1.0		µg/L	1	5/4/2016 8:17:52 PM	A33992
1,2,3-Trichlorobenzene	ND	1.0		µg/L	1	5/4/2016 8:17:52 PM	A33992
1,2,4-Trichlorobenzene	ND	1.0		µg/L	1	5/4/2016 8:17:52 PM	A33992
1,1,1-Trichloroethane	ND	1.0		µg/L	1	5/4/2016 8:17:52 PM	A33992
1,1,2-Trichloroethane	ND	1.0		µg/L	1	5/4/2016 8:17:52 PM	A33992
Trichloroethene (TCE)	ND	1.0		µg/L	1	5/4/2016 8:17:52 PM	A33992
Trichlorofluoromethane	ND	1.0		µg/L	1	5/4/2016 8:17:52 PM	A33992
1,2,3-Trichloropropane	ND	2.0		µg/L	1	5/4/2016 8:17:52 PM	A33992
Vinyl chloride	ND	1.0		µg/L	1	5/4/2016 8:17:52 PM	A33992
Xylenes, Total	ND	1.5		µg/L	1	5/4/2016 8:17:52 PM	A33992
Surr: 1,2-Dichloroethane-d4	104	70-130		%Rec	1	5/4/2016 8:17:52 PM	A33992
Surr: 4-Bromofluorobenzene	102	70-130		%Rec	1	5/4/2016 8:17:52 PM	A33992
Surr: Dibromofluoromethane	104	70-130		%Rec	1	5/4/2016 8:17:52 PM	A33992
Surr: Toluene-d8	101	70-130		%Rec	1	5/4/2016 8:17:52 PM	A33992

Refer to the QC Summary report and sample login checklist for flagged QC data and preservation information.

Qualifiers:

*	Value exceeds Maximum Contaminant Level.	B	Analyte detected in the associated Method Blank
D	Sample Diluted Due to Matrix	E	Value above quantitation range
H	Holding times for preparation or analysis exceeded	J	Analyte detected below quantitation limits
ND	Not Detected at the Reporting Limit	P	Sample pH Not In Range
R	RPD outside accepted recovery limits	RL	Reporting Detection Limit
S	% Recovery outside of range due to dilution or matrix	W	Sample container temperature is out of limit as specified

Hall Environmental Analysis Laboratory, Inc.

CLIENT: Public Service Company
Project: Person Generating Station
Lab ID: 1604C28-003 **Matrix:** AQUEOUS

Client Sample ID: PSMW 27-500
Collection Date: 4/27/2016 3:12:00 PM
Received Date: 4/27/2016 4:53:00 PM

Analyses	Result	PQL	Qual	Units	DF	Date Analyzed	Batch
EPA METHOD 8260B: VOLATILES						Analyst: **DJF**	
Benzene	ND	1.0		µg/L	1	5/4/2016 8:46:17 PM	A33992
Toluene	ND	1.0		µg/L	1	5/4/2016 8:46:17 PM	A33992
Ethylbenzene	ND	1.0		µg/L	1	5/4/2016 8:46:17 PM	A33992
Methyl tert-butyl ether (MTBE)	ND	1.0		µg/L	1	5/4/2016 8:46:17 PM	A33992
1,2,4-Trimethylbenzene	ND	1.0		µg/L	1	5/4/2016 8:46:17 PM	A33992
1,3,5-Trimethylbenzene	ND	1.0		µg/L	1	5/4/2016 8:46:17 PM	A33992
1,2-Dichloroethane (EDC)	ND	1.0		µg/L	1	5/4/2016 8:46:17 PM	A33992
1,2-Dibromoethane (EDB)	ND	1.0		µg/L	1	5/4/2016 8:46:17 PM	A33992
Naphthalene	ND	2.0		µg/L	1	5/4/2016 8:46:17 PM	A33992
1-Methylnaphthalene	ND	4.0		µg/L	1	5/4/2016 8:46:17 PM	A33992
2-Methylnaphthalene	ND	4.0		µg/L	1	5/4/2016 8:46:17 PM	A33992
Acetone	ND	10		µg/L	1	5/4/2016 8:46:17 PM	A33992
Bromobenzene	ND	1.0		µg/L	1	5/4/2016 8:46:17 PM	A33992
Bromodichloromethane	ND	1.0		µg/L	1	5/4/2016 8:46:17 PM	A33992
Bromoform	ND	1.0		µg/L	1	5/4/2016 8:46:17 PM	A33992
Bromomethane	ND	3.0		µg/L	1	5/4/2016 8:46:17 PM	A33992
2-Butanone	ND	10		µg/L	1	5/4/2016 8:46:17 PM	A33992
Carbon disulfide	ND	10		µg/L	1	5/4/2016 8:46:17 PM	A33992
Carbon Tetrachloride	ND	1.0		µg/L	1	5/4/2016 8:46:17 PM	A33992
Chlorobenzene	ND	1.0		µg/L	1	5/4/2016 8:46:17 PM	A33992
Chloroethane	ND	2.0		µg/L	1	5/4/2016 8:46:17 PM	A33992
Chloroform	2.6	1.0		µg/L	1	5/4/2016 8:46:17 PM	A33992
Chloromethane	ND	3.0		µg/L	1	5/4/2016 8:46:17 PM	A33992
2-Chlorotoluene	ND	1.0		µg/L	1	5/4/2016 8:46:17 PM	A33992
4-Chlorotoluene	ND	1.0		µg/L	1	5/4/2016 8:46:17 PM	A33992
cis-1,2-DCE	ND	1.0		µg/L	1	5/4/2016 8:46:17 PM	A33992
cis-1,3-Dichloropropene	ND	1.0		µg/L	1	5/4/2016 8:46:17 PM	A33992
1,2-Dibromo-3-chloropropane	ND	2.0		µg/L	1	5/4/2016 8:46:17 PM	A33992
Dibromochloromethane	ND	1.0		µg/L	1	5/4/2016 8:46:17 PM	A33992
Dibromomethane	ND	1.0		µg/L	1	5/4/2016 8:46:17 PM	A33992
1,2-Dichlorobenzene	ND	1.0		µg/L	1	5/4/2016 8:46:17 PM	A33992
1,3-Dichlorobenzene	ND	1.0		µg/L	1	5/4/2016 8:46:17 PM	A33992
1,4-Dichlorobenzene	ND	1.0		µg/L	1	5/4/2016 8:46:17 PM	A33992
Dichlorodifluoromethane	ND	1.0		µg/L	1	5/4/2016 8:46:17 PM	A33992
1,1-Dichloroethane	ND	1.0		µg/L	1	5/4/2016 8:46:17 PM	A33992
1,1-Dichloroethene	ND	1.0		µg/L	1	5/4/2016 8:46:17 PM	A33992
1,2-Dichloropropane	ND	1.0		µg/L	1	5/4/2016 8:46:17 PM	A33992
1,3-Dichloropropane	ND	1.0		µg/L	1	5/4/2016 8:46:17 PM	A33992
2,2-Dichloropropane	ND	2.0		µg/L	1	5/4/2016 8:46:17 PM	A33992

Refer to the QC Summary report and sample login checklist for flagged QC data and preservation information.

Qualifiers:

*	Value exceeds Maximum Contaminant Level.	B	Analyte detected in the associated Method Blank
D	Sample Diluted Due to Matrix	E	Value above quantitation range
H	Holding times for preparation or analysis exceeded	J	Analyte detected below quantitation limits
ND	Not Detected at the Reporting Limit	P	Sample pH Not In Range
R	RPD outside accepted recovery limits	RL	Reporting Detection Limit
S	% Recovery outside of range due to dilution or matrix	W	Sample container temperature is out of limit as specified

Hall Environmental Analysis Laboratory, Inc.

CLIENT: Public Service Company
Project: Person Generating Station
Lab ID: 1604C28-003
Matrix: AQUEOUS
Client Sample ID: PSMW 27-500
Collection Date: 4/27/2016 3:12:00 PM
Received Date: 4/27/2016 4:53:00 PM

Analyses	Result	PQL	Qual	Units	DF	Date Analyzed	Batch
EPA METHOD 8260B: VOLATILES						Analyst: **DJF**	
1,1-Dichloropropene	ND	1.0		µg/L	1	5/4/2016 8:46:17 PM	A33992
Hexachlorobutadiene	ND	1.0		µg/L	1	5/4/2016 8:46:17 PM	A33992
2-Hexanone	ND	10		µg/L	1	5/4/2016 8:46:17 PM	A33992
Isopropylbenzene	ND	1.0		µg/L	1	5/4/2016 8:46:17 PM	A33992
4-Isopropyltoluene	ND	1.0		µg/L	1	5/4/2016 8:46:17 PM	A33992
4-Methyl-2-pentanone	ND	10		µg/L	1	5/4/2016 8:46:17 PM	A33992
Methylene Chloride	ND	3.0		µg/L	1	5/4/2016 8:46:17 PM	A33992
n-Butylbenzene	ND	3.0		µg/L	1	5/4/2016 8:46:17 PM	A33992
n-Propylbenzene	ND	1.0		µg/L	1	5/4/2016 8:46:17 PM	A33992
sec-Butylbenzene	ND	1.0		µg/L	1	5/4/2016 8:46:17 PM	A33992
Styrene	ND	1.0		µg/L	1	5/4/2016 8:46:17 PM	A33992
tert-Butylbenzene	ND	1.0		µg/L	1	5/4/2016 8:46:17 PM	A33992
1,1,1,2-Tetrachloroethane	ND	1.0		µg/L	1	5/4/2016 8:46:17 PM	A33992
1,1,2,2-Tetrachloroethane	ND	2.0		µg/L	1	5/4/2016 8:46:17 PM	A33992
Tetrachloroethene (PCE)	ND	1.0		µg/L	1	5/4/2016 8:46:17 PM	A33992
trans-1,2-DCE	ND	1.0		µg/L	1	5/4/2016 8:46:17 PM	A33992
trans-1,3-Dichloropropene	ND	1.0		µg/L	1	5/4/2016 8:46:17 PM	A33992
1,2,3-Trichlorobenzene	ND	1.0		µg/L	1	5/4/2016 8:46:17 PM	A33992
1,2,4-Trichlorobenzene	ND	1.0		µg/L	1	5/4/2016 8:46:17 PM	A33992
1,1,1-Trichloroethane	ND	1.0		µg/L	1	5/4/2016 8:46:17 PM	A33992
1,1,2-Trichloroethane	ND	1.0		µg/L	1	5/4/2016 8:46:17 PM	A33992
Trichloroethene (TCE)	ND	1.0		µg/L	1	5/4/2016 8:46:17 PM	A33992
Trichlorofluoromethane	ND	1.0		µg/L	1	5/4/2016 8:46:17 PM	A33992
1,2,3-Trichloropropane	ND	2.0		µg/L	1	5/4/2016 8:46:17 PM	A33992
Vinyl chloride	ND	1.0		µg/L	1	5/4/2016 8:46:17 PM	A33992
Xylenes, Total	ND	1.5		µg/L	1	5/4/2016 8:46:17 PM	A33992
Surr: 1,2-Dichloroethane-d4	99.8	70-130		%Rec	1	5/4/2016 8:46:17 PM	A33992
Surr: 4-Bromofluorobenzene	105	70-130		%Rec	1	5/4/2016 8:46:17 PM	A33992
Surr: Dibromofluoromethane	103	70-130		%Rec	1	5/4/2016 8:46:17 PM	A33992
Surr: Toluene-d8	98.8	70-130		%Rec	1	5/4/2016 8:46:17 PM	A33992

Refer to the QC Summary report and sample login checklist for flagged QC data and preservation information.

Qualifiers:

*	Value exceeds Maximum Contaminant Level.	B	Analyte detected in the associated Method Blank
D	Sample Diluted Due to Matrix	E	Value above quantitation range
H	Holding times for preparation or analysis exceeded	J	Analyte detected below quantitation limits
ND	Not Detected at the Reporting Limit	P	Sample pH Not In Range
R	RPD outside accepted recovery limits	RL	Reporting Detection Limit
S	% Recovery outside of range due to dilution or matrix	W	Sample container temperature is out of limit as specified

Hall Environmental Analysis Laboratory, Inc.

CLIENT: Public Service Company
Project: Person Generating Station
Lab ID: 1604C28-004 **Matrix:** AQUEOUS

Client Sample ID: PSMW-Z500
Collection Date: 4/27/2016 3:20:00 PM
Received Date: 4/27/2016 4:53:00 PM

Analyses	Result	PQL	Qual	Units	DF	Date Analyzed	Batch
EPA METHOD 8260B: VOLATILES						Analyst: **DJF**	
Benzene	ND	1.0		µg/L	1	5/4/2016 9:14:29 PM	A33992
Toluene	ND	1.0		µg/L	1	5/4/2016 9:14:29 PM	A33992
Ethylbenzene	ND	1.0		µg/L	1	5/4/2016 9:14:29 PM	A33992
Methyl tert-butyl ether (MTBE)	ND	1.0		µg/L	1	5/4/2016 9:14:29 PM	A33992
1,2,4-Trimethylbenzene	ND	1.0		µg/L	1	5/4/2016 9:14:29 PM	A33992
1,3,5-Trimethylbenzene	ND	1.0		µg/L	1	5/4/2016 9:14:29 PM	A33992
1,2-Dichloroethane (EDC)	ND	1.0		µg/L	1	5/4/2016 9:14:29 PM	A33992
1,2-Dibromoethane (EDB)	ND	1.0		µg/L	1	5/4/2016 9:14:29 PM	A33992
Naphthalene	ND	2.0		µg/L	1	5/4/2016 9:14:29 PM	A33992
1-Methylnaphthalene	ND	4.0		µg/L	1	5/4/2016 9:14:29 PM	A33992
2-Methylnaphthalene	ND	4.0		µg/L	1	5/4/2016 9:14:29 PM	A33992
Acetone	ND	10		µg/L	1	5/4/2016 9:14:29 PM	A33992
Bromobenzene	ND	1.0		µg/L	1	5/4/2016 9:14:29 PM	A33992
Bromodichloromethane	ND	1.0		µg/L	1	5/4/2016 9:14:29 PM	A33992
Bromoform	ND	1.0		µg/L	1	5/4/2016 9:14:29 PM	A33992
Bromomethane	ND	3.0		µg/L	1	5/4/2016 9:14:29 PM	A33992
2-Butanone	ND	10		µg/L	1	5/4/2016 9:14:29 PM	A33992
Carbon disulfide	ND	10		µg/L	1	5/4/2016 9:14:29 PM	A33992
Carbon Tetrachloride	ND	1.0		µg/L	1	5/4/2016 9:14:29 PM	A33992
Chlorobenzene	ND	1.0		µg/L	1	5/4/2016 9:14:29 PM	A33992
Chloroethane	ND	2.0		µg/L	1	5/4/2016 9:14:29 PM	A33992
Chloroform	2.7	1.0		µg/L	1	5/4/2016 9:14:29 PM	A33992
Chloromethane	ND	3.0		µg/L	1	5/4/2016 9:14:29 PM	A33992
2-Chlorotoluene	ND	1.0		µg/L	1	5/4/2016 9:14:29 PM	A33992
4-Chlorotoluene	ND	1.0		µg/L	1	5/4/2016 9:14:29 PM	A33992
cis-1,2-DCE	ND	1.0		µg/L	1	5/4/2016 9:14:29 PM	A33992
cis-1,3-Dichloropropene	ND	1.0		µg/L	1	5/4/2016 9:14:29 PM	A33992
1,2-Dibromo-3-chloropropane	ND	2.0		µg/L	1	5/4/2016 9:14:29 PM	A33992
Dibromochloromethane	ND	1.0		µg/L	1	5/4/2016 9:14:29 PM	A33992
Dibromomethane	ND	1.0		µg/L	1	5/4/2016 9:14:29 PM	A33992
1,2-Dichlorobenzene	ND	1.0		µg/L	1	5/4/2016 9:14:29 PM	A33992
1,3-Dichlorobenzene	ND	1.0		µg/L	1	5/4/2016 9:14:29 PM	A33992
1,4-Dichlorobenzene	ND	1.0		µg/L	1	5/4/2016 9:14:29 PM	A33992
Dichlorodifluoromethane	ND	1.0		µg/L	1	5/4/2016 9:14:29 PM	A33992
1,1-Dichloroethane	ND	1.0		µg/L	1	5/4/2016 9:14:29 PM	A33992
1,1-Dichloroethene	ND	1.0		µg/L	1	5/4/2016 9:14:29 PM	A33992
1,2-Dichloropropane	ND	1.0		µg/L	1	5/4/2016 9:14:29 PM	A33992
1,3-Dichloropropane	ND	1.0		µg/L	1	5/4/2016 9:14:29 PM	A33992
2,2-Dichloropropane	ND	2.0		µg/L	1	5/4/2016 9:14:29 PM	A33992

Refer to the QC Summary report and sample login checklist for flagged QC data and preservation information.

Qualifiers:

*	Value exceeds Maximum Contaminant Level.	B	Analyte detected in the associated Method Blank
D	Sample Diluted Due to Matrix	E	Value above quantitation range
H	Holding times for preparation or analysis exceeded	J	Analyte detected below quantitation limits
ND	Not Detected at the Reporting Limit	P	Sample pH Not In Range
R	RPD outside accepted recovery limits	RL	Reporting Detection Limit
S	% Recovery outside of range due to dilution or matrix	W	Sample container temperature is out of limit as specified

Hall Environmental Analysis Laboratory, Inc.

CLIENT: Public Service Company
Project: Person Generating Station
Lab ID: 1604C28-004 **Matrix:** AQUEOUS

Client Sample ID: PSMW-Z500
Collection Date: 4/27/2016 3:20:00 PM
Received Date: 4/27/2016 4:53:00 PM

Analyses	Result	PQL	Qual	Units	DF	Date Analyzed	Batch
EPA METHOD 8260B: VOLATILES						Analyst: **DJF**	
1,1-Dichloropropene	ND	1.0		µg/L	1	5/4/2016 9:14:29 PM	A33992
Hexachlorobutadiene	ND	1.0		µg/L	1	5/4/2016 9:14:29 PM	A33992
2-Hexanone	ND	10		µg/L	1	5/4/2016 9:14:29 PM	A33992
Isopropylbenzene	ND	1.0		µg/L	1	5/4/2016 9:14:29 PM	A33992
4-Isopropyltoluene	ND	1.0		µg/L	1	5/4/2016 9:14:29 PM	A33992
4-Methyl-2-pentanone	ND	10		µg/L	1	5/4/2016 9:14:29 PM	A33992
Methylene Chloride	ND	3.0		µg/L	1	5/4/2016 9:14:29 PM	A33992
n-Butylbenzene	ND	3.0		µg/L	1	5/4/2016 9:14:29 PM	A33992
n-Propylbenzene	ND	1.0		µg/L	1	5/4/2016 9:14:29 PM	A33992
sec-Butylbenzene	ND	1.0		µg/L	1	5/4/2016 9:14:29 PM	A33992
Styrene	ND	1.0		µg/L	1	5/4/2016 9:14:29 PM	A33992
tert-Butylbenzene	ND	1.0		µg/L	1	5/4/2016 9:14:29 PM	A33992
1,1,1,2-Tetrachloroethane	ND	1.0		µg/L	1	5/4/2016 9:14:29 PM	A33992
1,1,2,2-Tetrachloroethane	ND	2.0		µg/L	1	5/4/2016 9:14:29 PM	A33992
Tetrachloroethene (PCE)	ND	1.0		µg/L	1	5/4/2016 9:14:29 PM	A33992
trans-1,2-DCE	ND	1.0		µg/L	1	5/4/2016 9:14:29 PM	A33992
trans-1,3-Dichloropropene	ND	1.0		µg/L	1	5/4/2016 9:14:29 PM	A33992
1,2,3-Trichlorobenzene	ND	1.0		µg/L	1	5/4/2016 9:14:29 PM	A33992
1,2,4-Trichlorobenzene	ND	1.0		µg/L	1	5/4/2016 9:14:29 PM	A33992
1,1,1-Trichloroethane	ND	1.0		µg/L	1	5/4/2016 9:14:29 PM	A33992
1,1,2-Trichloroethane	ND	1.0		µg/L	1	5/4/2016 9:14:29 PM	A33992
Trichloroethene (TCE)	ND	1.0		µg/L	1	5/4/2016 9:14:29 PM	A33992
Trichlorofluoromethane	ND	1.0		µg/L	1	5/4/2016 9:14:29 PM	A33992
1,2,3-Trichloropropane	ND	2.0		µg/L	1	5/4/2016 9:14:29 PM	A33992
Vinyl chloride	ND	1.0		µg/L	1	5/4/2016 9:14:29 PM	A33992
Xylenes, Total	ND	1.5		µg/L	1	5/4/2016 9:14:29 PM	A33992
Surr: 1,2-Dichloroethane-d4	102	70-130		%Rec	1	5/4/2016 9:14:29 PM	A33992
Surr: 4-Bromofluorobenzene	107	70-130		%Rec	1	5/4/2016 9:14:29 PM	A33992
Surr: Dibromofluoromethane	104	70-130		%Rec	1	5/4/2016 9:14:29 PM	A33992
Surr: Toluene-d8	101	70-130		%Rec	1	5/4/2016 9:14:29 PM	A33992

Refer to the QC Summary report and sample login checklist for flagged QC data and preservation information.

Qualifiers:

*	Value exceeds Maximum Contaminant Level.	B	Analyte detected in the associated Method Blank
D	Sample Diluted Due to Matrix	E	Value above quantitation range
H	Holding times for preparation or analysis exceeded	J	Analyte detected below quantitation limits
ND	Not Detected at the Reporting Limit	P	Sample pH Not In Range
R	RPD outside accepted recovery limits	RL	Reporting Detection Limit
S	% Recovery outside of range due to dilution or matrix	W	Sample container temperature is out of limit as specified

Hall Environmental Analysis Laboratory, Inc.

CLIENT: Public Service Company
Project: Person Generating Station
Lab ID: 1604C28-005
Matrix: TRIP BLANK
Client Sample ID: Trip Blank
Collection Date:
Received Date: 4/27/2016 4:53:00 PM

Analyses	Result	PQL	Qual	Units	DF	Date Analyzed	Batch
EPA METHOD 8260B: VOLATILES						Analyst: **DJF**	
Benzene	ND	1.0		µg/L	1	5/4/2016 11:35:36 PM	A33992
Toluene	ND	1.0		µg/L	1	5/4/2016 11:35:36 PM	A33992
Ethylbenzene	ND	1.0		µg/L	1	5/4/2016 11:35:36 PM	A33992
Methyl tert-butyl ether (MTBE)	ND	1.0		µg/L	1	5/4/2016 11:35:36 PM	A33992
1,2,4-Trimethylbenzene	ND	1.0		µg/L	1	5/4/2016 11:35:36 PM	A33992
1,3,5-Trimethylbenzene	ND	1.0		µg/L	1	5/4/2016 11:35:36 PM	A33992
1,2-Dichloroethane (EDC)	ND	1.0		µg/L	1	5/4/2016 11:35:36 PM	A33992
1,2-Dibromoethane (EDB)	ND	1.0		µg/L	1	5/4/2016 11:35:36 PM	A33992
Naphthalene	ND	2.0		µg/L	1	5/4/2016 11:35:36 PM	A33992
1-Methylnaphthalene	ND	4.0		µg/L	1	5/4/2016 11:35:36 PM	A33992
2-Methylnaphthalene	ND	4.0		µg/L	1	5/4/2016 11:35:36 PM	A33992
Acetone	ND	10		µg/L	1	5/4/2016 11:35:36 PM	A33992
Bromobenzene	ND	1.0		µg/L	1	5/4/2016 11:35:36 PM	A33992
Bromodichloromethane	ND	1.0		µg/L	1	5/4/2016 11:35:36 PM	A33992
Bromoform	ND	1.0		µg/L	1	5/4/2016 11:35:36 PM	A33992
Bromomethane	ND	3.0		µg/L	1	5/4/2016 11:35:36 PM	A33992
2-Butanone	ND	10		µg/L	1	5/4/2016 11:35:36 PM	A33992
Carbon disulfide	ND	10		µg/L	1	5/4/2016 11:35:36 PM	A33992
Carbon Tetrachloride	ND	1.0		µg/L	1	5/4/2016 11:35:36 PM	A33992
Chlorobenzene	ND	1.0		µg/L	1	5/4/2016 11:35:36 PM	A33992
Chloroethane	ND	2.0		µg/L	1	5/4/2016 11:35:36 PM	A33992
Chloroform	ND	1.0		µg/L	1	5/4/2016 11:35:36 PM	A33992
Chloromethane	ND	3.0		µg/L	1	5/4/2016 11:35:36 PM	A33992
2-Chlorotoluene	ND	1.0		µg/L	1	5/4/2016 11:35:36 PM	A33992
4-Chlorotoluene	ND	1.0		µg/L	1	5/4/2016 11:35:36 PM	A33992
cis-1,2-DCE	ND	1.0		µg/L	1	5/4/2016 11:35:36 PM	A33992
cis-1,3-Dichloropropene	ND	1.0		µg/L	1	5/4/2016 11:35:36 PM	A33992
1,2-Dibromo-3-chloropropane	ND	2.0		µg/L	1	5/4/2016 11:35:36 PM	A33992
Dibromochloromethane	ND	1.0		µg/L	1	5/4/2016 11:35:36 PM	A33992
Dibromomethane	ND	1.0		µg/L	1	5/4/2016 11:35:36 PM	A33992
1,2-Dichlorobenzene	ND	1.0		µg/L	1	5/4/2016 11:35:36 PM	A33992
1,3-Dichlorobenzene	ND	1.0		µg/L	1	5/4/2016 11:35:36 PM	A33992
1,4-Dichlorobenzene	ND	1.0		µg/L	1	5/4/2016 11:35:36 PM	A33992
Dichlorodifluoromethane	ND	1.0		µg/L	1	5/4/2016 11:35:36 PM	A33992
1,1-Dichloroethane	ND	1.0		µg/L	1	5/4/2016 11:35:36 PM	A33992
1,1-Dichloroethene	ND	1.0		µg/L	1	5/4/2016 11:35:36 PM	A33992
1,2-Dichloropropane	ND	1.0		µg/L	1	5/4/2016 11:35:36 PM	A33992
1,3-Dichloropropane	ND	1.0		µg/L	1	5/4/2016 11:35:36 PM	A33992
2,2-Dichloropropane	ND	2.0		µg/L	1	5/4/2016 11:35:36 PM	A33992

Refer to the QC Summary report and sample login checklist for flagged QC data and preservation information.

Qualifiers:

*	Value exceeds Maximum Contaminant Level.	B	Analyte detected in the associated Method Blank
D	Sample Diluted Due to Matrix	E	Value above quantitation range
H	Holding times for preparation or analysis exceeded	J	Analyte detected below quantitation limits
ND	Not Detected at the Reporting Limit	P	Sample pH Not In Range
R	RPD outside accepted recovery limits	RL	Reporting Detection Limit
S	% Recovery outside of range due to dilution or matrix	W	Sample container temperature is out of limit as specified

Hall Environmental Analysis Laboratory, Inc.

CLIENT: Public Service Company
Project: Person Generating Station
Lab ID: 1604C28-005
Matrix: TRIP BLANK
Client Sample ID: Trip Blank
Collection Date:
Received Date: 4/27/2016 4:53:00 PM

Analyses	Result	PQL	Qual	Units	DF	Date Analyzed	Batch
EPA METHOD 8260B: VOLATILES						Analyst: **DJF**	
1,1-Dichloropropene	ND	1.0		µg/L	1	5/4/2016 11:35:36 PM	A33992
Hexachlorobutadiene	ND	1.0		µg/L	1	5/4/2016 11:35:36 PM	A33992
2-Hexanone	ND	10		µg/L	1	5/4/2016 11:35:36 PM	A33992
Isopropylbenzene	ND	1.0		µg/L	1	5/4/2016 11:35:36 PM	A33992
4-Isopropyltoluene	ND	1.0		µg/L	1	5/4/2016 11:35:36 PM	A33992
4-Methyl-2-pentanone	ND	10		µg/L	1	5/4/2016 11:35:36 PM	A33992
Methylene Chloride	ND	3.0		µg/L	1	5/4/2016 11:35:36 PM	A33992
n-Butylbenzene	ND	3.0		µg/L	1	5/4/2016 11:35:36 PM	A33992
n-Propylbenzene	ND	1.0		µg/L	1	5/4/2016 11:35:36 PM	A33992
sec-Butylbenzene	ND	1.0		µg/L	1	5/4/2016 11:35:36 PM	A33992
Styrene	ND	1.0		µg/L	1	5/4/2016 11:35:36 PM	A33992
tert-Butylbenzene	ND	1.0		µg/L	1	5/4/2016 11:35:36 PM	A33992
1,1,1,2-Tetrachloroethane	ND	1.0		µg/L	1	5/4/2016 11:35:36 PM	A33992
1,1,2,2-Tetrachloroethane	ND	2.0		µg/L	1	5/4/2016 11:35:36 PM	A33992
Tetrachloroethene (PCE)	ND	1.0		µg/L	1	5/4/2016 11:35:36 PM	A33992
trans-1,2-DCE	ND	1.0		µg/L	1	5/4/2016 11:35:36 PM	A33992
trans-1,3-Dichloropropene	ND	1.0		µg/L	1	5/4/2016 11:35:36 PM	A33992
1,2,3-Trichlorobenzene	ND	1.0		µg/L	1	5/4/2016 11:35:36 PM	A33992
1,2,4-Trichlorobenzene	ND	1.0		µg/L	1	5/4/2016 11:35:36 PM	A33992
1,1,1-Trichloroethane	ND	1.0		µg/L	1	5/4/2016 11:35:36 PM	A33992
1,1,2-Trichloroethane	ND	1.0		µg/L	1	5/4/2016 11:35:36 PM	A33992
Trichloroethene (TCE)	ND	1.0		µg/L	1	5/4/2016 11:35:36 PM	A33992
Trichlorofluoromethane	ND	1.0		µg/L	1	5/4/2016 11:35:36 PM	A33992
1,2,3-Trichloropropane	ND	2.0		µg/L	1	5/4/2016 11:35:36 PM	A33992
Vinyl chloride	ND	1.0		µg/L	1	5/4/2016 11:35:36 PM	A33992
Xylenes, Total	ND	1.5		µg/L	1	5/4/2016 11:35:36 PM	A33992
Surr: 1,2-Dichloroethane-d4	103	70-130		%Rec	1	5/4/2016 11:35:36 PM	A33992
Surr: 4-Bromofluorobenzene	101	70-130		%Rec	1	5/4/2016 11:35:36 PM	A33992
Surr: Dibromofluoromethane	100	70-130		%Rec	1	5/4/2016 11:35:36 PM	A33992
Surr: Toluene-d8	98.9	70-130		%Rec	1	5/4/2016 11:35:36 PM	A33992

Refer to the QC Summary report and sample login checklist for flagged QC data and preservation information.

Qualifiers:

*	Value exceeds Maximum Contaminant Level.	B	Analyte detected in the associated Method Blank
D	Sample Diluted Due to Matrix	E	Value above quantitation range
H	Holding times for preparation or analysis exceeded	J	Analyte detected below quantitation limits
ND	Not Detected at the Reporting Limit	P	Sample pH Not In Range
R	RPD outside accepted recovery limits	RL	Reporting Detection Limit
S	% Recovery outside of range due to dilution or matrix	W	Sample container temperature is out of limit as specified

QC SUMMARY REPORT

Hall Environmental Analysis Laboratory, Inc.

WO#: **1604C28**

06-May-16

Client: Public Service Company
Project: Person Generating Station

Sample ID **rb**	SampType: **MBLK**	TestCode: **EPA Method 8260B: VOLATILES**	
Client ID: **PBW**	Batch ID: **A33992**	RunNo: **33992**	
Prep Date:	Analysis Date: **5/4/2016**	SeqNo: **1047468**	Units: **µg/L**

Analyte	Result	PQL	SPK value	SPK Ref Val	%REC	LowLimit	HighLimit	%RPD	RPDLimit	Qual
Benzene	ND	1.0								
Toluene	ND	1.0								
Ethylbenzene	ND	1.0								
Methyl tert-butyl ether (MTBE)	ND	1.0								
1,2,4-Trimethylbenzene	ND	1.0								
1,3,5-Trimethylbenzene	ND	1.0								
1,2-Dichloroethane (EDC)	ND	1.0								
1,2-Dibromoethane (EDB)	ND	1.0								
Naphthalene	ND	2.0								
1-Methylnaphthalene	ND	4.0								
2-Methylnaphthalene	ND	4.0								
Acetone	ND	10								
Bromobenzene	ND	1.0								
Bromodichloromethane	ND	1.0								
Bromoform	ND	1.0								
Bromomethane	ND	3.0								
2-Butanone	ND	10								
Carbon disulfide	ND	10								
Carbon Tetrachloride	ND	1.0								
Chlorobenzene	ND	1.0								
Chloroethane	ND	2.0								
Chloroform	ND	1.0								
Chloromethane	ND	3.0								
2-Chlorotoluene	ND	1.0								
4-Chlorotoluene	ND	1.0								
cis-1,2-DCE	ND	1.0								
cis-1,3-Dichloropropene	ND	1.0								
1,2-Dibromo-3-chloropropane	ND	2.0								
Dibromochloromethane	ND	1.0								
Dibromomethane	ND	1.0								
1,2-Dichlorobenzene	ND	1.0								
1,3-Dichlorobenzene	ND	1.0								
1,4-Dichlorobenzene	ND	1.0								
Dichlorodifluoromethane	ND	1.0								
1,1-Dichloroethane	ND	1.0								
1,1-Dichloroethene	ND	1.0								
1,2-Dichloropropane	ND	1.0								
1,3-Dichloropropane	ND	1.0								
2,2-Dichloropropane	ND	2.0								

Qualifiers:

*	Value exceeds Maximum Contaminant Level.	B	Analyte detected in the associated Method Blank
D	Sample Diluted Due to Matrix	E	Value above quantitation range
H	Holding times for preparation or analysis exceeded	J	Analyte detected below quantitation limits
ND	Not Detected at the Reporting Limit	P	Sample pH Not In Range
R	RPD outside accepted recovery limits	RL	Reporting Detection Limit
S	% Recovery outside of range due to dilution or matrix	W	Sample container temperature is out of limit as specified

QC SUMMARY REPORT

Hall Environmental Analysis Laboratory, Inc.

WO#: **1604C28**

06-May-16

Client: Public Service Company
Project: Person Generating Station

Sample ID **rb** SampType: **MBLK** TestCode: **EPA Method 8260B: VOLATILES**
Client ID: **PBW** Batch ID: **A33992** RunNo: **33992**
Prep Date: Analysis Date: **5/4/2016** SeqNo: **1047468** Units: **µg/L**

Analyte	Result	PQL	SPK value	SPK Ref Val	%REC	LowLimit	HighLimit	%RPD	RPDLimit	Qual
1,1-Dichloropropene	ND	1.0								
Hexachlorobutadiene	ND	1.0								
2-Hexanone	ND	10								
Isopropylbenzene	ND	1.0								
4-Isopropyltoluene	ND	1.0								
4-Methyl-2-pentanone	ND	10								
Methylene Chloride	ND	3.0								
n-Butylbenzene	ND	3.0								
n-Propylbenzene	ND	1.0								
sec-Butylbenzene	ND	1.0								
Styrene	ND	1.0								
tert-Butylbenzene	ND	1.0								
1,1,1,2-Tetrachloroethane	ND	1.0								
1,1,2,2-Tetrachloroethane	ND	2.0								
Tetrachloroethene (PCE)	ND	1.0								
trans-1,2-DCE	ND	1.0								
trans-1,3-Dichloropropene	ND	1.0								
1,2,3-Trichlorobenzene	ND	1.0								
1,2,4-Trichlorobenzene	ND	1.0								
1,1,1-Trichloroethane	ND	1.0								
1,1,2-Trichloroethane	ND	1.0								
Trichloroethene (TCE)	ND	1.0								
Trichlorofluoromethane	ND	1.0								
1,2,3-Trichloropropane	ND	2.0								
Vinyl chloride	ND	1.0								
Xylenes, Total	ND	1.5								
Surr: 1,2-Dichloroethane-d4	11		10.00		106	70	130			
Surr: 4-Bromofluorobenzene	10		10.00		104	70	130			
Surr: Dibromofluoromethane	10		10.00		102	70	130			
Surr: Toluene-d8	9.9		10.00		99.4	70	130			

Sample ID **100ng lcs** SampType: **LCS** TestCode: **EPA Method 8260B: VOLATILES**
Client ID: **LCSW** Batch ID: **A33992** RunNo: **33992**
Prep Date: Analysis Date: **5/4/2016** SeqNo: **1047484** Units: **µg/L**

Analyte	Result	PQL	SPK value	SPK Ref Val	%REC	LowLimit	HighLimit	%RPD	RPDLimit	Qual
Benzene	21	1.0	20.00	0	104	70	130			
Toluene	20	1.0	20.00	0	100	70	130			
Chlorobenzene	20	1.0	20.00	0	98.5	70	130			

Qualifiers:

*	Value exceeds Maximum Contaminant Level.	B	Analyte detected in the associated Method Blank
D	Sample Diluted Due to Matrix	E	Value above quantitation range
H	Holding times for preparation or analysis exceeded	J	Analyte detected below quantitation limits
ND	Not Detected at the Reporting Limit	P	Sample pH Not In Range
R	RPD outside accepted recovery limits	RL	Reporting Detection Limit
S	% Recovery outside of range due to dilution or matrix	W	Sample container temperature is out of limit as specified

QC SUMMARY REPORT

Hall Environmental Analysis Laboratory, Inc.

WO#: **1604C28**

06-May-16

Client: Public Service Company
Project: Person Generating Station

Sample ID **100ng lcs** SampType: **LCS** TestCode: **EPA Method 8260B: VOLATILES**
Client ID: **LCSW** Batch ID: **A33992** RunNo: **33992**
Prep Date: Analysis Date: **5/4/2016** SeqNo: **1047484** Units: **µg/L**

Analyte	Result	PQL	SPK value	SPK Ref Val	%REC	LowLimit	HighLimit	%RPD	RPDLimit	Qual
1,1-Dichloroethene	20	1.0	20.00	0	102	70	130			
Trichloroethene (TCE)	19	1.0	20.00	0	95.2	70	130			
Surr: 1,2-Dichloroethane-d4	10		10.00		102	70	130			
Surr: 4-Bromofluorobenzene	10		10.00		104	70	130			
Surr: Dibromofluoromethane	10		10.00		103	70	130			
Surr: Toluene-d8	9.9		10.00		98.9	70	130			

Sample ID **1604c28-001a ms** SampType: **MS** TestCode: **EPA Method 8260B: VOLATILES**
Client ID: **PSMW 24-500** Batch ID: **A33992** RunNo: **33992**
Prep Date: Analysis Date: **5/4/2016** SeqNo: **1047529** Units: **µg/L**

Analyte	Result	PQL	SPK value	SPK Ref Val	%REC	LowLimit	HighLimit	%RPD	RPDLimit	Qual
Benzene	21	1.0	20.00	0	104	70	130			
Toluene	20	1.0	20.00	0	99.5	70	130			
Chlorobenzene	20	1.0	20.00	0	99.1	70	130			
1,1-Dichloroethene	21	1.0	20.00	0.7818	98.9	70	130			
Trichloroethene (TCE)	19	1.0	20.00	0	97.1	70	130			
Surr: 1,2-Dichloroethane-d4	11		10.00		106	70	130			
Surr: 4-Bromofluorobenzene	10		10.00		102	70	130			
Surr: Dibromofluoromethane	11		10.00		108	70	130			
Surr: Toluene-d8	9.9		10.00		99.4	70	130			

Sample ID **1604c28-001a msd** SampType: **MSD** TestCode: **EPA Method 8260B: VOLATILES**
Client ID: **PSMW 24-500** Batch ID: **A33992** RunNo: **33992**
Prep Date: Analysis Date: **5/4/2016** SeqNo: **1047530** Units: **µg/L**

Analyte	Result	PQL	SPK value	SPK Ref Val	%REC	LowLimit	HighLimit	%RPD	RPDLimit	Qual
Benzene	21	1.0	20.00	0	104	70	130	0.160	20	
Toluene	19	1.0	20.00	0	95.3	70	130	4.22	20	
Chlorobenzene	19	1.0	20.00	0	95.4	70	130	3.76	20	
1,1-Dichloroethene	20	1.0	20.00	0.7818	96.6	70	130	2.28	20	
Trichloroethene (TCE)	19	1.0	20.00	0	96.1	70	130	1.04	20	
Surr: 1,2-Dichloroethane-d4	11		10.00		106	70	130	0	0	
Surr: 4-Bromofluorobenzene	10		10.00		105	70	130	0	0	
Surr: Dibromofluoromethane	11		10.00		107	70	130	0	0	
Surr: Toluene-d8	9.9		10.00		99.4	70	130	0	0	

Qualifiers:

*	Value exceeds Maximum Contaminant Level.	B	Analyte detected in the associated Method Blank
D	Sample Diluted Due to Matrix	E	Value above quantitation range
H	Holding times for preparation or analysis exceeded	J	Analyte detected below quantitation limits
ND	Not Detected at the Reporting Limit	P	Sample pH Not In Range
R	RPD outside accepted recovery limits	RL	Reporting Detection Limit
S	% Recovery outside of range due to dilution or matrix	W	Sample container temperature is out of limit as specified

HALL ENVIRONMENTAL ANALYSIS LABORATORY

Hall Environmental Analysis Laboratory
4901 Hawkins NE
Albuquerque, NM 87109
TEL: 505-345-3975 FAX: 505-345-4107
Website: www.hallenvironmental.com

Sample Log-In Check List

Client Name: **PNM Aztec** Work Order Number: **1604C28** RcptNo: 1

Received by/date: AG 04/27/16

Logged By: **Lindsay Mangin** **4/27/2016 4:53:00 PM**

Completed By: **Lindsay Mangin** **4/28/2016 10:40:00 AM**

Reviewed By: 04/28/16

Chain of Custody

1. Custody seals intact on sample bottles? Yes [ ] No [ ] Not Present [x]
2. Is Chain of Custody complete? Yes [x] No [ ] Not Present [ ]
3. How was the sample delivered? Client

Log In

4. Was an attempt made to cool the samples? Yes [x] No [ ] NA [ ]
5. Were all samples received at a temperature of >0° C to 6.0°C Yes [x] No [ ] NA [ ]
6. Sample(s) in proper container(s)? Yes [x] No [ ]
7. Sufficient sample volume for indicated test(s)? Yes [x] No [ ]
8. Are samples (except VOA and ONG) properly preserved? Yes [x] No [ ]
9. Was preservative added to bottles? Yes [ ] No [x] NA [ ]
10. VOA vials have zero headspace? Yes [ ] No [ ] No VOA Vials [x]
11. Were any sample containers received broken? Yes [ ] No [x]
12. Does paperwork match bottle labels? Yes [x] No [ ] # of preserved bottles checked for pH: (<2 or >12 unless noted)
    (Note discrepancies on chain of custody)
13. Are matrices correctly identified on Chain of Custody? Yes [x] No [ ] Adjusted?
14. Is it clear what analyses were requested? Yes [x] No [ ]
15. Were all holding times able to be met? Yes [x] No [ ] Checked by:
    (If no, notify customer for authorization.)

Special Handling (if applicable)

16. Was client notified of all discrepancies with this order? Yes [ ] No [ ] NA [x]

Person Notified: Date:

By Whom: Via: [ ] eMail [ ] Phone [ ] Fax [ ] In Person

Regarding:

Client Instructions:

17. Additional remarks:

18. Cooler Information

Cooler No	Temp °C	Condition	Seal Intact	Seal No	Seal Date	Signed By
1	3.0	Good	Not Present			

Chain-of-Custody Record

Client: PNM - John Hale
MSZ100
Mailing Address: 2401 AZTEC Rd NE
Albuquerque, NM 87107
Phone #: 505 241 2014
Email or Fax#: John.hale@PNMResources.com
QA/QC Package:
☒ Standard ☐ Level 4 (Full Validation)
Accreditation
☒ NELAP ☐ Other _____
EDD (Type) _____

Turn-Around Time:
☒ Standard ☐ Rush _____
Project Name: Person Generating Station
Project #: Semi Annual Spring 2016
Project Manager: John Hale
Sampler: Mark Sikeliano
On Ice: ☒ Yes ☐ No
Sample Temperature: 3.0

HALL ENVIRONMENTAL ANALYSIS LABORATORY
www.hallenvironmental.com
4901 Hawkins NE - Albuquerque, NM 87109
Tel. 505-345-3975 Fax 505-345-4107

Analysis Request

Date	Time	Matrix	Sample Request ID	Container Type and #	Preservative Type	HEAL No. 1604C28	BTEX + MTBE + TMB's (8021)	BTEX + MTBE + TPH (Gas only)	TPH 8015B (GRO / DRO / MRO)	TPH (Method 418.1)	EDB (Method 504.1)	PAH's (8310 or 8270 SIMS)	RCRA 8 Metals	Anions (F,Cl,NO_3,NO_2,PO_4,SO_4)	8081 Pesticides / 8082 PCB's	8260B (VOA)	8270 (Semi-VOA)					Air Bubbles (Y or N)
4/27/16	1130	Aqueous	PSMW 24-500	3-40ml VOAs	HCl	-001										X						
"	1335	"	PSMW 27-600	"		-002										X						
"	1512	"	PSMW 27-500	"		-003										X						
"	1520	"	PSMW-2500	"		-004										X						
		"	Trip Blank	2-40ml VOAs	HCl	-005										X						

Date:	Time:	Relinquished by:	Received by:	Date	Time
4/27/16	1653	[signature]	[signature]	04/27/16	1653
Date:	Time:	Relinquished by:	Received by:	Date	Time

Remarks:

If necessary, samples submitted to Hall Environmental may be subcontracted to other accredited laboratories. This serves as notice of this possibility. Any sub-contracted data will be clearly notated on the analytical report.

HALL
ENVIRONMENTAL
ANALYSIS
LABORATORY

Hall Environmental Analysis Laboratory
4901 Hawkins NE
Albuquerque, NM 87109
TEL: 505-345-3975 FAX: 505-345-4107
Website: www.hallenvironmental.com

May 11, 2016

John Hale
Public Service Company
2401 Aztec, NE #Z110
Albuquerque, NM 87107
TEL: (505) 241-2014
FAX (505) 241-4306

RE: Person Generating Station OrderNo.: 1604C85

Dear John Hale:

Hall Environmental Analysis Laboratory received 9 sample(s) on 4/28/2016 for the analyses presented in the following report.

These were analyzed according to EPA procedures or equivalent. To access our accredited tests please go to www.hallenvironmental.com or the state specific web sites. In order to properly interpret your results it is imperative that you review this report in its entirety. See the sample checklist and/or the Chain of Custody for information regarding the sample receipt temperature and preservation. Data qualifiers or a narrative will be provided if the sample analysis or analytical quality control parameters require a flag. When necessary, data qualifers are provided on both the sample analysis report and the QC summary report, both sections should be reviewed. All samples are reported, as received, unless otherwise indicated. Lab measurement of analytes considered field parameters that require analysis within 15 minutes of sampling such as pH and residual chlorine are qualified as being analyzed outside of the recommended holding time.

Please don't hesitate to contact HEAL for any additional information or clarifications.

ADHS Cert #AZ0682 -- NMED-DWB Cert #NM9425 -- NMED-Micro Cert #NM0190

Sincerely,

Andy Freeman
Laboratory Manager
4901 Hawkins NE
Albuquerque, NM 87109

Analytical Report
Lab Order **1604C85**
Date Reported: **5/11/2016**

Hall Environmental Analysis Laboratory, Inc.

CLIENT: Public Service Company
Project: Person Generating Station
Lab ID: 1604C85-001 **Matrix:** AQUEOUS

Client Sample ID: PSMW-1R
Collection Date: 4/28/2016 10:40:00 AM
Received Date: 4/28/2016 4:53:00 PM

Analyses	Result	PQL	Qual	Units	DF	Date Analyzed	Batch
EPA METHOD 8260B: VOLATILES						Analyst: **AG**	
Benzene	ND	1.0		µg/L	1	5/5/2016 9:51:56 PM	R34023
Toluene	ND	1.0		µg/L	1	5/5/2016 9:51:56 PM	R34023
Ethylbenzene	ND	1.0		µg/L	1	5/5/2016 9:51:56 PM	R34023
Methyl tert-butyl ether (MTBE)	ND	1.0		µg/L	1	5/5/2016 9:51:56 PM	R34023
1,2,4-Trimethylbenzene	ND	1.0		µg/L	1	5/5/2016 9:51:56 PM	R34023
1,3,5-Trimethylbenzene	ND	1.0		µg/L	1	5/5/2016 9:51:56 PM	R34023
1,2-Dichloroethane (EDC)	ND	1.0		µg/L	1	5/5/2016 9:51:56 PM	R34023
1,2-Dibromoethane (EDB)	ND	1.0		µg/L	1	5/5/2016 9:51:56 PM	R34023
Naphthalene	ND	2.0		µg/L	1	5/5/2016 9:51:56 PM	R34023
1-Methylnaphthalene	ND	4.0		µg/L	1	5/5/2016 9:51:56 PM	R34023
2-Methylnaphthalene	ND	4.0		µg/L	1	5/5/2016 9:51:56 PM	R34023
Acetone	ND	10		µg/L	1	5/5/2016 9:51:56 PM	R34023
Bromobenzene	ND	1.0		µg/L	1	5/5/2016 9:51:56 PM	R34023
Bromodichloromethane	ND	1.0		µg/L	1	5/5/2016 9:51:56 PM	R34023
Bromoform	ND	1.0		µg/L	1	5/5/2016 9:51:56 PM	R34023
Bromomethane	ND	3.0		µg/L	1	5/5/2016 9:51:56 PM	R34023
2-Butanone	ND	10		µg/L	1	5/5/2016 9:51:56 PM	R34023
Carbon disulfide	ND	10		µg/L	1	5/5/2016 9:51:56 PM	R34023
Carbon Tetrachloride	ND	1.0		µg/L	1	5/5/2016 9:51:56 PM	R34023
Chlorobenzene	ND	1.0		µg/L	1	5/5/2016 9:51:56 PM	R34023
Chloroethane	ND	2.0		µg/L	1	5/5/2016 9:51:56 PM	R34023
Chloroform	ND	1.0		µg/L	1	5/5/2016 9:51:56 PM	R34023
Chloromethane	ND	3.0		µg/L	1	5/5/2016 9:51:56 PM	R34023
2-Chlorotoluene	ND	1.0		µg/L	1	5/5/2016 9:51:56 PM	R34023
4-Chlorotoluene	ND	1.0		µg/L	1	5/5/2016 9:51:56 PM	R34023
cis-1,2-DCE	ND	1.0		µg/L	1	5/5/2016 9:51:56 PM	R34023
cis-1,3-Dichloropropene	ND	1.0		µg/L	1	5/5/2016 9:51:56 PM	R34023
1,2-Dibromo-3-chloropropane	ND	2.0		µg/L	1	5/5/2016 9:51:56 PM	R34023
Dibromochloromethane	ND	1.0		µg/L	1	5/5/2016 9:51:56 PM	R34023
Dibromomethane	ND	1.0		µg/L	1	5/5/2016 9:51:56 PM	R34023
1,2-Dichlorobenzene	ND	1.0		µg/L	1	5/5/2016 9:51:56 PM	R34023
1,3-Dichlorobenzene	ND	1.0		µg/L	1	5/5/2016 9:51:56 PM	R34023
1,4-Dichlorobenzene	ND	1.0		µg/L	1	5/5/2016 9:51:56 PM	R34023
Dichlorodifluoromethane	ND	1.0		µg/L	1	5/5/2016 9:51:56 PM	R34023
1,1-Dichloroethane	ND	1.0		µg/L	1	5/5/2016 9:51:56 PM	R34023
1,1-Dichloroethene	ND	1.0		µg/L	1	5/5/2016 9:51:56 PM	R34023
1,2-Dichloropropane	ND	1.0		µg/L	1	5/5/2016 9:51:56 PM	R34023
1,3-Dichloropropane	ND	1.0		µg/L	1	5/5/2016 9:51:56 PM	R34023
2,2-Dichloropropane	ND	2.0		µg/L	1	5/5/2016 9:51:56 PM	R34023

Refer to the QC Summary report and sample login checklist for flagged QC data and preservation information.

Qualifiers:

*	Value exceeds Maximum Contaminant Level.	B	Analyte detected in the associated Method Blank
D	Sample Diluted Due to Matrix	E	Value above quantitation range
H	Holding times for preparation or analysis exceeded	J	Analyte detected below quantitation limits
ND	Not Detected at the Reporting Limit	P	Sample pH Not In Range
R	RPD outside accepted recovery limits	RL	Reporting Detection Limit
S	% Recovery outside of range due to dilution or matrix	W	Sample container temperature is out of limit as specified

Hall Environmental Analysis Laboratory, Inc.

CLIENT: Public Service Company
Project: Person Generating Station
Lab ID: 1604C85-001 **Matrix:** AQUEOUS

Client Sample ID: PSMW-1R
Collection Date: 4/28/2016 10:40:00 AM
Received Date: 4/28/2016 4:53:00 PM

Analyses	Result	PQL	Qual	Units	DF	Date Analyzed	Batch
EPA METHOD 8260B: VOLATILES						Analyst: **AG**	
1,1-Dichloropropene	ND	1.0		µg/L	1	5/5/2016 9:51:56 PM	R34023
Hexachlorobutadiene	ND	1.0		µg/L	1	5/5/2016 9:51:56 PM	R34023
2-Hexanone	ND	10		µg/L	1	5/5/2016 9:51:56 PM	R34023
Isopropylbenzene	ND	1.0		µg/L	1	5/5/2016 9:51:56 PM	R34023
4-Isopropyltoluene	ND	1.0		µg/L	1	5/5/2016 9:51:56 PM	R34023
4-Methyl-2-pentanone	ND	10		µg/L	1	5/5/2016 9:51:56 PM	R34023
Methylene Chloride	ND	3.0		µg/L	1	5/5/2016 9:51:56 PM	R34023
n-Butylbenzene	ND	3.0		µg/L	1	5/5/2016 9:51:56 PM	R34023
n-Propylbenzene	ND	1.0		µg/L	1	5/5/2016 9:51:56 PM	R34023
sec-Butylbenzene	ND	1.0		µg/L	1	5/5/2016 9:51:56 PM	R34023
Styrene	ND	1.0		µg/L	1	5/5/2016 9:51:56 PM	R34023
tert-Butylbenzene	ND	1.0		µg/L	1	5/5/2016 9:51:56 PM	R34023
1,1,1,2-Tetrachloroethane	ND	1.0		µg/L	1	5/5/2016 9:51:56 PM	R34023
1,1,2,2-Tetrachloroethane	ND	2.0		µg/L	1	5/5/2016 9:51:56 PM	R34023
Tetrachloroethene (PCE)	3.1	1.0		µg/L	1	5/5/2016 9:51:56 PM	R34023
trans-1,2-DCE	ND	1.0		µg/L	1	5/5/2016 9:51:56 PM	R34023
trans-1,3-Dichloropropene	ND	1.0		µg/L	1	5/5/2016 9:51:56 PM	R34023
1,2,3-Trichlorobenzene	ND	1.0		µg/L	1	5/5/2016 9:51:56 PM	R34023
1,2,4-Trichlorobenzene	ND	1.0		µg/L	1	5/5/2016 9:51:56 PM	R34023
1,1,1-Trichloroethane	ND	1.0		µg/L	1	5/5/2016 9:51:56 PM	R34023
1,1,2-Trichloroethane	ND	1.0		µg/L	1	5/5/2016 9:51:56 PM	R34023
Trichloroethene (TCE)	ND	1.0		µg/L	1	5/5/2016 9:51:56 PM	R34023
Trichlorofluoromethane	ND	1.0		µg/L	1	5/5/2016 9:51:56 PM	R34023
1,2,3-Trichloropropane	ND	2.0		µg/L	1	5/5/2016 9:51:56 PM	R34023
Vinyl chloride	ND	1.0		µg/L	1	5/5/2016 9:51:56 PM	R34023
Xylenes, Total	ND	1.5		µg/L	1	5/5/2016 9:51:56 PM	R34023
Surr: 1,2-Dichloroethane-d4	95.5	70-130		%Rec	1	5/5/2016 9:51:56 PM	R34023
Surr: 4-Bromofluorobenzene	106	70-130		%Rec	1	5/5/2016 9:51:56 PM	R34023
Surr: Dibromofluoromethane	79.4	70-130		%Rec	1	5/5/2016 9:51:56 PM	R34023
Surr: Toluene-d8	103	70-130		%Rec	1	5/5/2016 9:51:56 PM	R34023

Refer to the QC Summary report and sample login checklist for flagged QC data and preservation information.

Qualifiers:

*	Value exceeds Maximum Contaminant Level.	B	Analyte detected in the associated Method Blank
D	Sample Diluted Due to Matrix	E	Value above quantitation range
H	Holding times for preparation or analysis exceeded	J	Analyte detected below quantitation limits
ND	Not Detected at the Reporting Limit	P	Sample pH Not In Range
R	RPD outside accepted recovery limits	RL	Reporting Detection Limit
S	% Recovery outside of range due to dilution or matrix	W	Sample container temperature is out of limit as specified

Hall Environmental Analysis Laboratory, Inc.

CLIENT: Public Service Company
Project: Person Generating Station
Lab ID: 1604C85-002 **Matrix:** AQUEOUS

Client Sample ID: PSMW-A
Collection Date: 4/28/2016 10:45:00 AM
Received Date: 4/28/2016 4:53:00 PM

Analyses	Result	PQL	Qual	Units	DF	Date Analyzed	Batch
EPA METHOD 8260B: VOLATILES						Analyst: **AG**	
Benzene	ND	1.0		µg/L	1	5/5/2016 10:20:49 PM	R34023
Toluene	ND	1.0		µg/L	1	5/5/2016 10:20:49 PM	R34023
Ethylbenzene	ND	1.0		µg/L	1	5/5/2016 10:20:49 PM	R34023
Methyl tert-butyl ether (MTBE)	ND	1.0		µg/L	1	5/5/2016 10:20:49 PM	R34023
1,2,4-Trimethylbenzene	ND	1.0		µg/L	1	5/5/2016 10:20:49 PM	R34023
1,3,5-Trimethylbenzene	ND	1.0		µg/L	1	5/5/2016 10:20:49 PM	R34023
1,2-Dichloroethane (EDC)	ND	1.0		µg/L	1	5/5/2016 10:20:49 PM	R34023
1,2-Dibromoethane (EDB)	ND	1.0		µg/L	1	5/5/2016 10:20:49 PM	R34023
Naphthalene	ND	2.0		µg/L	1	5/5/2016 10:20:49 PM	R34023
1-Methylnaphthalene	ND	4.0		µg/L	1	5/5/2016 10:20:49 PM	R34023
2-Methylnaphthalene	ND	4.0		µg/L	1	5/5/2016 10:20:49 PM	R34023
Acetone	ND	10		µg/L	1	5/5/2016 10:20:49 PM	R34023
Bromobenzene	ND	1.0		µg/L	1	5/5/2016 10:20:49 PM	R34023
Bromodichloromethane	ND	1.0		µg/L	1	5/5/2016 10:20:49 PM	R34023
Bromoform	ND	1.0		µg/L	1	5/5/2016 10:20:49 PM	R34023
Bromomethane	ND	3.0		µg/L	1	5/5/2016 10:20:49 PM	R34023
2-Butanone	ND	10		µg/L	1	5/5/2016 10:20:49 PM	R34023
Carbon disulfide	ND	10		µg/L	1	5/5/2016 10:20:49 PM	R34023
Carbon Tetrachloride	ND	1.0		µg/L	1	5/5/2016 10:20:49 PM	R34023
Chlorobenzene	ND	1.0		µg/L	1	5/5/2016 10:20:49 PM	R34023
Chloroethane	ND	2.0		µg/L	1	5/5/2016 10:20:49 PM	R34023
Chloroform	ND	1.0		µg/L	1	5/5/2016 10:20:49 PM	R34023
Chloromethane	ND	3.0		µg/L	1	5/5/2016 10:20:49 PM	R34023
2-Chlorotoluene	ND	1.0		µg/L	1	5/5/2016 10:20:49 PM	R34023
4-Chlorotoluene	ND	1.0		µg/L	1	5/5/2016 10:20:49 PM	R34023
cis-1,2-DCE	ND	1.0		µg/L	1	5/5/2016 10:20:49 PM	R34023
cis-1,3-Dichloropropene	ND	1.0		µg/L	1	5/5/2016 10:20:49 PM	R34023
1,2-Dibromo-3-chloropropane	ND	2.0		µg/L	1	5/5/2016 10:20:49 PM	R34023
Dibromochloromethane	ND	1.0		µg/L	1	5/5/2016 10:20:49 PM	R34023
Dibromomethane	ND	1.0		µg/L	1	5/5/2016 10:20:49 PM	R34023
1,2-Dichlorobenzene	ND	1.0		µg/L	1	5/5/2016 10:20:49 PM	R34023
1,3-Dichlorobenzene	ND	1.0		µg/L	1	5/5/2016 10:20:49 PM	R34023
1,4-Dichlorobenzene	ND	1.0		µg/L	1	5/5/2016 10:20:49 PM	R34023
Dichlorodifluoromethane	ND	1.0		µg/L	1	5/5/2016 10:20:49 PM	R34023
1,1-Dichloroethane	ND	1.0		µg/L	1	5/5/2016 10:20:49 PM	R34023
1,1-Dichloroethene	ND	1.0		µg/L	1	5/5/2016 10:20:49 PM	R34023
1,2-Dichloropropane	ND	1.0		µg/L	1	5/5/2016 10:20:49 PM	R34023
1,3-Dichloropropane	ND	1.0		µg/L	1	5/5/2016 10:20:49 PM	R34023
2,2-Dichloropropane	ND	2.0		µg/L	1	5/5/2016 10:20:49 PM	R34023

Refer to the QC Summary report and sample login checklist for flagged QC data and preservation information.

Qualifiers:

*	Value exceeds Maximum Contaminant Level.	B	Analyte detected in the associated Method Blank
D	Sample Diluted Due to Matrix	E	Value above quantitation range
H	Holding times for preparation or analysis exceeded	J	Analyte detected below quantitation limits
ND	Not Detected at the Reporting Limit	P	Sample pH Not In Range
R	RPD outside accepted recovery limits	RL	Reporting Detection Limit
S	% Recovery outside of range due to dilution or matrix	W	Sample container temperature is out of limit as specified

Hall Environmental Analysis Laboratory, Inc.

CLIENT: Public Service Company
Project: Person Generating Station
Lab ID: 1604C85-002
Matrix: AQUEOUS
Client Sample ID: PSMW-A
Collection Date: 4/28/2016 10:45:00 AM
Received Date: 4/28/2016 4:53:00 PM

Analyses	Result	PQL	Qual	Units	DF	Date Analyzed	Batch
EPA METHOD 8260B: VOLATILES						Analyst: **AG**	
1,1-Dichloropropene	ND	1.0		µg/L	1	5/5/2016 10:20:49 PM	R34023
Hexachlorobutadiene	ND	1.0		µg/L	1	5/5/2016 10:20:49 PM	R34023
2-Hexanone	ND	10		µg/L	1	5/5/2016 10:20:49 PM	R34023
Isopropylbenzene	ND	1.0		µg/L	1	5/5/2016 10:20:49 PM	R34023
4-Isopropyltoluene	ND	1.0		µg/L	1	5/5/2016 10:20:49 PM	R34023
4-Methyl-2-pentanone	ND	10		µg/L	1	5/5/2016 10:20:49 PM	R34023
Methylene Chloride	ND	3.0		µg/L	1	5/5/2016 10:20:49 PM	R34023
n-Butylbenzene	ND	3.0		µg/L	1	5/5/2016 10:20:49 PM	R34023
n-Propylbenzene	ND	1.0		µg/L	1	5/5/2016 10:20:49 PM	R34023
sec-Butylbenzene	ND	1.0		µg/L	1	5/5/2016 10:20:49 PM	R34023
Styrene	ND	1.0		µg/L	1	5/5/2016 10:20:49 PM	R34023
tert-Butylbenzene	ND	1.0		µg/L	1	5/5/2016 10:20:49 PM	R34023
1,1,1,2-Tetrachloroethane	ND	1.0		µg/L	1	5/5/2016 10:20:49 PM	R34023
1,1,2,2-Tetrachloroethane	ND	2.0		µg/L	1	5/5/2016 10:20:49 PM	R34023
Tetrachloroethene (PCE)	3.1	1.0		µg/L	1	5/5/2016 10:20:49 PM	R34023
trans-1,2-DCE	ND	1.0		µg/L	1	5/5/2016 10:20:49 PM	R34023
trans-1,3-Dichloropropene	ND	1.0		µg/L	1	5/5/2016 10:20:49 PM	R34023
1,2,3-Trichlorobenzene	ND	1.0		µg/L	1	5/5/2016 10:20:49 PM	R34023
1,2,4-Trichlorobenzene	ND	1.0		µg/L	1	5/5/2016 10:20:49 PM	R34023
1,1,1-Trichloroethane	ND	1.0		µg/L	1	5/5/2016 10:20:49 PM	R34023
1,1,2-Trichloroethane	ND	1.0		µg/L	1	5/5/2016 10:20:49 PM	R34023
Trichloroethene (TCE)	ND	1.0		µg/L	1	5/5/2016 10:20:49 PM	R34023
Trichlorofluoromethane	ND	1.0		µg/L	1	5/5/2016 10:20:49 PM	R34023
1,2,3-Trichloropropane	ND	2.0		µg/L	1	5/5/2016 10:20:49 PM	R34023
Vinyl chloride	ND	1.0		µg/L	1	5/5/2016 10:20:49 PM	R34023
Xylenes, Total	ND	1.5		µg/L	1	5/5/2016 10:20:49 PM	R34023
Surr: 1,2-Dichloroethane-d4	96.6	70-130		%Rec	1	5/5/2016 10:20:49 PM	R34023
Surr: 4-Bromofluorobenzene	102	70-130		%Rec	1	5/5/2016 10:20:49 PM	R34023
Surr: Dibromofluoromethane	79.4	70-130		%Rec	1	5/5/2016 10:20:49 PM	R34023
Surr: Toluene-d8	99.3	70-130		%Rec	1	5/5/2016 10:20:49 PM	R34023

Refer to the QC Summary report and sample login checklist for flagged QC data and preservation information.

Qualifiers:

*	Value exceeds Maximum Contaminant Level.	B	Analyte detected in the associated Method Blank
D	Sample Diluted Due to Matrix	E	Value above quantitation range
H	Holding times for preparation or analysis exceeded	J	Analyte detected below quantitation limits
ND	Not Detected at the Reporting Limit	P	Sample pH Not In Range
R	RPD outside accepted recovery limits	RL	Reporting Detection Limit
S	% Recovery outside of range due to dilution or matrix	W	Sample container temperature is out of limit as specified

Hall Environmental Analysis Laboratory, Inc.

CLIENT: Public Service Company
Project: Person Generating Station
Lab ID: 1604C85-003 **Matrix:** AQUEOUS

Client Sample ID: PSMW-8B
Collection Date: 4/28/2016 12:18:00 PM
Received Date: 4/28/2016 4:53:00 PM

Analyses	Result	PQL	Qual	Units	DF	Date Analyzed	Batch
EPA METHOD 8260B: VOLATILES						Analyst: **AG**	
Benzene	ND	1.0		µg/L	1	5/5/2016 10:49:42 PM	R34023
Toluene	ND	1.0		µg/L	1	5/5/2016 10:49:42 PM	R34023
Ethylbenzene	ND	1.0		µg/L	1	5/5/2016 10:49:42 PM	R34023
Methyl tert-butyl ether (MTBE)	ND	1.0		µg/L	1	5/5/2016 10:49:42 PM	R34023
1,2,4-Trimethylbenzene	ND	1.0		µg/L	1	5/5/2016 10:49:42 PM	R34023
1,3,5-Trimethylbenzene	ND	1.0		µg/L	1	5/5/2016 10:49:42 PM	R34023
1,2-Dichloroethane (EDC)	ND	1.0		µg/L	1	5/5/2016 10:49:42 PM	R34023
1,2-Dibromoethane (EDB)	ND	1.0		µg/L	1	5/5/2016 10:49:42 PM	R34023
Naphthalene	ND	2.0		µg/L	1	5/5/2016 10:49:42 PM	R34023
1-Methylnaphthalene	ND	4.0		µg/L	1	5/5/2016 10:49:42 PM	R34023
2-Methylnaphthalene	ND	4.0		µg/L	1	5/5/2016 10:49:42 PM	R34023
Acetone	ND	10		µg/L	1	5/5/2016 10:49:42 PM	R34023
Bromobenzene	ND	1.0		µg/L	1	5/5/2016 10:49:42 PM	R34023
Bromodichloromethane	ND	1.0		µg/L	1	5/5/2016 10:49:42 PM	R34023
Bromoform	ND	1.0		µg/L	1	5/5/2016 10:49:42 PM	R34023
Bromomethane	ND	3.0		µg/L	1	5/5/2016 10:49:42 PM	R34023
2-Butanone	ND	10		µg/L	1	5/5/2016 10:49:42 PM	R34023
Carbon disulfide	ND	10		µg/L	1	5/5/2016 10:49:42 PM	R34023
Carbon Tetrachloride	ND	1.0		µg/L	1	5/5/2016 10:49:42 PM	R34023
Chlorobenzene	ND	1.0		µg/L	1	5/5/2016 10:49:42 PM	R34023
Chloroethane	ND	2.0		µg/L	1	5/5/2016 10:49:42 PM	R34023
Chloroform	ND	1.0		µg/L	1	5/5/2016 10:49:42 PM	R34023
Chloromethane	ND	3.0		µg/L	1	5/5/2016 10:49:42 PM	R34023
2-Chlorotoluene	ND	1.0		µg/L	1	5/5/2016 10:49:42 PM	R34023
4-Chlorotoluene	ND	1.0		µg/L	1	5/5/2016 10:49:42 PM	R34023
cis-1,2-DCE	ND	1.0		µg/L	1	5/5/2016 10:49:42 PM	R34023
cis-1,3-Dichloropropene	ND	1.0		µg/L	1	5/5/2016 10:49:42 PM	R34023
1,2-Dibromo-3-chloropropane	ND	2.0		µg/L	1	5/5/2016 10:49:42 PM	R34023
Dibromochloromethane	ND	1.0		µg/L	1	5/5/2016 10:49:42 PM	R34023
Dibromomethane	ND	1.0		µg/L	1	5/5/2016 10:49:42 PM	R34023
1,2-Dichlorobenzene	ND	1.0		µg/L	1	5/5/2016 10:49:42 PM	R34023
1,3-Dichlorobenzene	ND	1.0		µg/L	1	5/5/2016 10:49:42 PM	R34023
1,4-Dichlorobenzene	ND	1.0		µg/L	1	5/5/2016 10:49:42 PM	R34023
Dichlorodifluoromethane	ND	1.0		µg/L	1	5/5/2016 10:49:42 PM	R34023
1,1-Dichloroethane	ND	1.0		µg/L	1	5/5/2016 10:49:42 PM	R34023
1,1-Dichloroethene	ND	1.0		µg/L	1	5/5/2016 10:49:42 PM	R34023
1,2-Dichloropropane	ND	1.0		µg/L	1	5/5/2016 10:49:42 PM	R34023
1,3-Dichloropropane	ND	1.0		µg/L	1	5/5/2016 10:49:42 PM	R34023
2,2-Dichloropropane	ND	2.0		µg/L	1	5/5/2016 10:49:42 PM	R34023

Refer to the QC Summary report and sample login checklist for flagged QC data and preservation information.

Qualifiers:

*	Value exceeds Maximum Contaminant Level.	B	Analyte detected in the associated Method Blank
D	Sample Diluted Due to Matrix	E	Value above quantitation range
H	Holding times for preparation or analysis exceeded	J	Analyte detected below quantitation limits
ND	Not Detected at the Reporting Limit	P	Sample pH Not In Range
R	RPD outside accepted recovery limits	RL	Reporting Detection Limit
S	% Recovery outside of range due to dilution or matrix	W	Sample container temperature is out of limit as specified

Hall Environmental Analysis Laboratory, Inc.

CLIENT: Public Service Company
Project: Person Generating Station
Lab ID: 1604C85-003
Matrix: AQUEOUS
Client Sample ID: PSMW-8B
Collection Date: 4/28/2016 12:18:00 PM
Received Date: 4/28/2016 4:53:00 PM

Analyses	Result	PQL	Qual	Units	DF	Date Analyzed	Batch
EPA METHOD 8260B: VOLATILES						Analyst: **AG**	
1,1-Dichloropropene	ND	1.0		µg/L	1	5/5/2016 10:49:42 PM	R34023
Hexachlorobutadiene	ND	1.0		µg/L	1	5/5/2016 10:49:42 PM	R34023
2-Hexanone	ND	10		µg/L	1	5/5/2016 10:49:42 PM	R34023
Isopropylbenzene	ND	1.0		µg/L	1	5/5/2016 10:49:42 PM	R34023
4-Isopropyltoluene	ND	1.0		µg/L	1	5/5/2016 10:49:42 PM	R34023
4-Methyl-2-pentanone	ND	10		µg/L	1	5/5/2016 10:49:42 PM	R34023
Methylene Chloride	ND	3.0		µg/L	1	5/5/2016 10:49:42 PM	R34023
n-Butylbenzene	ND	3.0		µg/L	1	5/5/2016 10:49:42 PM	R34023
n-Propylbenzene	ND	1.0		µg/L	1	5/5/2016 10:49:42 PM	R34023
sec-Butylbenzene	ND	1.0		µg/L	1	5/5/2016 10:49:42 PM	R34023
Styrene	ND	1.0		µg/L	1	5/5/2016 10:49:42 PM	R34023
tert-Butylbenzene	ND	1.0		µg/L	1	5/5/2016 10:49:42 PM	R34023
1,1,1,2-Tetrachloroethane	ND	1.0		µg/L	1	5/5/2016 10:49:42 PM	R34023
1,1,2,2-Tetrachloroethane	ND	2.0		µg/L	1	5/5/2016 10:49:42 PM	R34023
Tetrachloroethene (PCE)	ND	1.0		µg/L	1	5/5/2016 10:49:42 PM	R34023
trans-1,2-DCE	ND	1.0		µg/L	1	5/5/2016 10:49:42 PM	R34023
trans-1,3-Dichloropropene	ND	1.0		µg/L	1	5/5/2016 10:49:42 PM	R34023
1,2,3-Trichlorobenzene	ND	1.0		µg/L	1	5/5/2016 10:49:42 PM	R34023
1,2,4-Trichlorobenzene	ND	1.0		µg/L	1	5/5/2016 10:49:42 PM	R34023
1,1,1-Trichloroethane	ND	1.0		µg/L	1	5/5/2016 10:49:42 PM	R34023
1,1,2-Trichloroethane	ND	1.0		µg/L	1	5/5/2016 10:49:42 PM	R34023
Trichloroethene (TCE)	ND	1.0		µg/L	1	5/5/2016 10:49:42 PM	R34023
Trichlorofluoromethane	ND	1.0		µg/L	1	5/5/2016 10:49:42 PM	R34023
1,2,3-Trichloropropane	ND	2.0		µg/L	1	5/5/2016 10:49:42 PM	R34023
Vinyl chloride	ND	1.0		µg/L	1	5/5/2016 10:49:42 PM	R34023
Xylenes, Total	ND	1.5		µg/L	1	5/5/2016 10:49:42 PM	R34023
Surr: 1,2-Dichloroethane-d4	96.7	70-130		%Rec	1	5/5/2016 10:49:42 PM	R34023
Surr: 4-Bromofluorobenzene	103	70-130		%Rec	1	5/5/2016 10:49:42 PM	R34023
Surr: Dibromofluoromethane	89.1	70-130		%Rec	1	5/5/2016 10:49:42 PM	R34023
Surr: Toluene-d8	106	70-130		%Rec	1	5/5/2016 10:49:42 PM	R34023

Refer to the QC Summary report and sample login checklist for flagged QC data and preservation information.

Qualifiers:

*	Value exceeds Maximum Contaminant Level.	B	Analyte detected in the associated Method Blank
D	Sample Diluted Due to Matrix	E	Value above quantitation range
H	Holding times for preparation or analysis exceeded	J	Analyte detected below quantitation limits
ND	Not Detected at the Reporting Limit	P	Sample pH Not In Range
R	RPD outside accepted recovery limits	RL	Reporting Detection Limit
S	% Recovery outside of range due to dilution or matrix	W	Sample container temperature is out of limit as specified

Hall Environmental Analysis Laboratory, Inc.

CLIENT: Public Service Company
Project: Person Generating Station
Lab ID: 1604C85-004
Matrix: AQUEOUS
Client Sample ID: PSMW-HB
Collection Date: 4/28/2016 12:23:00 PM
Received Date: 4/28/2016 4:53:00 PM

Analyses	Result	PQL	Qual	Units	DF	Date Analyzed	Batch
EPA METHOD 8260B: VOLATILES						Analyst: **AG**	
Benzene	ND	1.0		µg/L	1	5/6/2016 3:08:41 AM	R34023
Toluene	ND	1.0		µg/L	1	5/6/2016 3:08:41 AM	R34023
Ethylbenzene	ND	1.0		µg/L	1	5/6/2016 3:08:41 AM	R34023
Methyl tert-butyl ether (MTBE)	ND	1.0		µg/L	1	5/6/2016 3:08:41 AM	R34023
1,2,4-Trimethylbenzene	ND	1.0		µg/L	1	5/6/2016 3:08:41 AM	R34023
1,3,5-Trimethylbenzene	ND	1.0		µg/L	1	5/6/2016 3:08:41 AM	R34023
1,2-Dichloroethane (EDC)	ND	1.0		µg/L	1	5/6/2016 3:08:41 AM	R34023
1,2-Dibromoethane (EDB)	ND	1.0		µg/L	1	5/6/2016 3:08:41 AM	R34023
Naphthalene	ND	2.0		µg/L	1	5/6/2016 3:08:41 AM	R34023
1-Methylnaphthalene	ND	4.0		µg/L	1	5/6/2016 3:08:41 AM	R34023
2-Methylnaphthalene	ND	4.0		µg/L	1	5/6/2016 3:08:41 AM	R34023
Acetone	ND	10		µg/L	1	5/6/2016 3:08:41 AM	R34023
Bromobenzene	ND	1.0		µg/L	1	5/6/2016 3:08:41 AM	R34023
Bromodichloromethane	ND	1.0		µg/L	1	5/6/2016 3:08:41 AM	R34023
Bromoform	ND	1.0		µg/L	1	5/6/2016 3:08:41 AM	R34023
Bromomethane	ND	3.0		µg/L	1	5/6/2016 3:08:41 AM	R34023
2-Butanone	ND	10		µg/L	1	5/6/2016 3:08:41 AM	R34023
Carbon disulfide	ND	10		µg/L	1	5/6/2016 3:08:41 AM	R34023
Carbon Tetrachloride	ND	1.0		µg/L	1	5/6/2016 3:08:41 AM	R34023
Chlorobenzene	ND	1.0		µg/L	1	5/6/2016 3:08:41 AM	R34023
Chloroethane	ND	2.0		µg/L	1	5/6/2016 3:08:41 AM	R34023
Chloroform	ND	1.0		µg/L	1	5/6/2016 3:08:41 AM	R34023
Chloromethane	ND	3.0		µg/L	1	5/6/2016 3:08:41 AM	R34023
2-Chlorotoluene	ND	1.0		µg/L	1	5/6/2016 3:08:41 AM	R34023
4-Chlorotoluene	ND	1.0		µg/L	1	5/6/2016 3:08:41 AM	R34023
cis-1,2-DCE	ND	1.0		µg/L	1	5/6/2016 3:08:41 AM	R34023
cis-1,3-Dichloropropene	ND	1.0		µg/L	1	5/6/2016 3:08:41 AM	R34023
1,2-Dibromo-3-chloropropane	ND	2.0		µg/L	1	5/6/2016 3:08:41 AM	R34023
Dibromochloromethane	ND	1.0		µg/L	1	5/6/2016 3:08:41 AM	R34023
Dibromomethane	ND	1.0		µg/L	1	5/6/2016 3:08:41 AM	R34023
1,2-Dichlorobenzene	ND	1.0		µg/L	1	5/6/2016 3:08:41 AM	R34023
1,3-Dichlorobenzene	ND	1.0		µg/L	1	5/6/2016 3:08:41 AM	R34023
1,4-Dichlorobenzene	ND	1.0		µg/L	1	5/6/2016 3:08:41 AM	R34023
Dichlorodifluoromethane	ND	1.0		µg/L	1	5/6/2016 3:08:41 AM	R34023
1,1-Dichloroethane	ND	1.0		µg/L	1	5/6/2016 3:08:41 AM	R34023
1,1-Dichloroethene	ND	1.0		µg/L	1	5/6/2016 3:08:41 AM	R34023
1,2-Dichloropropane	ND	1.0		µg/L	1	5/6/2016 3:08:41 AM	R34023
1,3-Dichloropropane	ND	1.0		µg/L	1	5/6/2016 3:08:41 AM	R34023
2,2-Dichloropropane	ND	2.0		µg/L	1	5/6/2016 3:08:41 AM	R34023

Refer to the QC Summary report and sample login checklist for flagged QC data and preservation information.

Qualifiers:

*	Value exceeds Maximum Contaminant Level.	B	Analyte detected in the associated Method Blank
D	Sample Diluted Due to Matrix	E	Value above quantitation range
H	Holding times for preparation or analysis exceeded	J	Analyte detected below quantitation limits
ND	Not Detected at the Reporting Limit	P	Sample pH Not In Range
R	RPD outside accepted recovery limits	RL	Reporting Detection Limit
S	% Recovery outside of range due to dilution or matrix	W	Sample container temperature is out of limit as specified

Hall Environmental Analysis Laboratory, Inc.

CLIENT: Public Service Company
Project: Person Generating Station
Lab ID: 1604C85-004 **Matrix:** AQUEOUS

Client Sample ID: PSMW-HB
Collection Date: 4/28/2016 12:23:00 PM
Received Date: 4/28/2016 4:53:00 PM

Analyses	Result	PQL	Qual	Units	DF	Date Analyzed	Batch
EPA METHOD 8260B: VOLATILES						Analyst: **AG**	
1,1-Dichloropropene	ND	1.0		µg/L	1	5/6/2016 3:08:41 AM	R34023
Hexachlorobutadiene	ND	1.0		µg/L	1	5/6/2016 3:08:41 AM	R34023
2-Hexanone	ND	10		µg/L	1	5/6/2016 3:08:41 AM	R34023
Isopropylbenzene	ND	1.0		µg/L	1	5/6/2016 3:08:41 AM	R34023
4-Isopropyltoluene	ND	1.0		µg/L	1	5/6/2016 3:08:41 AM	R34023
4-Methyl-2-pentanone	ND	10		µg/L	1	5/6/2016 3:08:41 AM	R34023
Methylene Chloride	ND	3.0		µg/L	1	5/6/2016 3:08:41 AM	R34023
n-Butylbenzene	ND	3.0		µg/L	1	5/6/2016 3:08:41 AM	R34023
n-Propylbenzene	ND	1.0		µg/L	1	5/6/2016 3:08:41 AM	R34023
sec-Butylbenzene	ND	1.0		µg/L	1	5/6/2016 3:08:41 AM	R34023
Styrene	ND	1.0		µg/L	1	5/6/2016 3:08:41 AM	R34023
tert-Butylbenzene	ND	1.0		µg/L	1	5/6/2016 3:08:41 AM	R34023
1,1,1,2-Tetrachloroethane	ND	1.0		µg/L	1	5/6/2016 3:08:41 AM	R34023
1,1,2,2-Tetrachloroethane	ND	2.0		µg/L	1	5/6/2016 3:08:41 AM	R34023
Tetrachloroethene (PCE)	ND	1.0		µg/L	1	5/6/2016 3:08:41 AM	R34023
trans-1,2-DCE	ND	1.0		µg/L	1	5/6/2016 3:08:41 AM	R34023
trans-1,3-Dichloropropene	ND	1.0		µg/L	1	5/6/2016 3:08:41 AM	R34023
1,2,3-Trichlorobenzene	ND	1.0		µg/L	1	5/6/2016 3:08:41 AM	R34023
1,2,4-Trichlorobenzene	ND	1.0		µg/L	1	5/6/2016 3:08:41 AM	R34023
1,1,1-Trichloroethane	ND	1.0		µg/L	1	5/6/2016 3:08:41 AM	R34023
1,1,2-Trichloroethane	ND	1.0		µg/L	1	5/6/2016 3:08:41 AM	R34023
Trichloroethene (TCE)	ND	1.0		µg/L	1	5/6/2016 3:08:41 AM	R34023
Trichlorofluoromethane	ND	1.0		µg/L	1	5/6/2016 3:08:41 AM	R34023
1,2,3-Trichloropropane	ND	2.0		µg/L	1	5/6/2016 3:08:41 AM	R34023
Vinyl chloride	ND	1.0		µg/L	1	5/6/2016 3:08:41 AM	R34023
Xylenes, Total	ND	1.5		µg/L	1	5/6/2016 3:08:41 AM	R34023
Surr: 1,2-Dichloroethane-d4	99.8	70-130		%Rec	1	5/6/2016 3:08:41 AM	R34023
Surr: 4-Bromofluorobenzene	96.0	70-130		%Rec	1	5/6/2016 3:08:41 AM	R34023
Surr: Dibromofluoromethane	96.7	70-130		%Rec	1	5/6/2016 3:08:41 AM	R34023
Surr: Toluene-d8	105	70-130		%Rec	1	5/6/2016 3:08:41 AM	R34023

Refer to the QC Summary report and sample login checklist for flagged QC data and preservation information.

Qualifiers:

*	Value exceeds Maximum Contaminant Level.	B	Analyte detected in the associated Method Blank
D	Sample Diluted Due to Matrix	E	Value above quantitation range
H	Holding times for preparation or analysis exceeded	J	Analyte detected below quantitation limits
ND	Not Detected at the Reporting Limit	P	Sample pH Not In Range
R	RPD outside accepted recovery limits	RL	Reporting Detection Limit
S	% Recovery outside of range due to dilution or matrix	W	Sample container temperature is out of limit as specified

Hall Environmental Analysis Laboratory, Inc.

CLIENT: Public Service Company
Project: Person Generating Station
Lab ID: 1604C85-005 **Matrix:** AQUEOUS

Client Sample ID: PSMW-7R
Collection Date: 4/28/2016 2:12:00 PM
Received Date: 4/28/2016 4:53:00 PM

Analyses	Result	PQL	Qual	Units	DF	Date Analyzed	Batch
EPA METHOD 8260B: VOLATILES						Analyst: **AG**	
Benzene	ND	1.0		µg/L	1	5/6/2016 3:37:21 AM	R34023
Toluene	ND	1.0		µg/L	1	5/6/2016 3:37:21 AM	R34023
Ethylbenzene	ND	1.0		µg/L	1	5/6/2016 3:37:21 AM	R34023
Methyl tert-butyl ether (MTBE)	ND	1.0		µg/L	1	5/6/2016 3:37:21 AM	R34023
1,2,4-Trimethylbenzene	ND	1.0		µg/L	1	5/6/2016 3:37:21 AM	R34023
1,3,5-Trimethylbenzene	ND	1.0		µg/L	1	5/6/2016 3:37:21 AM	R34023
1,2-Dichloroethane (EDC)	ND	1.0		µg/L	1	5/6/2016 3:37:21 AM	R34023
1,2-Dibromoethane (EDB)	ND	1.0		µg/L	1	5/6/2016 3:37:21 AM	R34023
Naphthalene	ND	2.0		µg/L	1	5/6/2016 3:37:21 AM	R34023
1-Methylnaphthalene	ND	4.0		µg/L	1	5/6/2016 3:37:21 AM	R34023
2-Methylnaphthalene	ND	4.0		µg/L	1	5/6/2016 3:37:21 AM	R34023
Acetone	ND	10		µg/L	1	5/6/2016 3:37:21 AM	R34023
Bromobenzene	ND	1.0		µg/L	1	5/6/2016 3:37:21 AM	R34023
Bromodichloromethane	ND	1.0		µg/L	1	5/6/2016 3:37:21 AM	R34023
Bromoform	ND	1.0		µg/L	1	5/6/2016 3:37:21 AM	R34023
Bromomethane	ND	3.0		µg/L	1	5/6/2016 3:37:21 AM	R34023
2-Butanone	ND	10		µg/L	1	5/6/2016 3:37:21 AM	R34023
Carbon disulfide	ND	10		µg/L	1	5/6/2016 3:37:21 AM	R34023
Carbon Tetrachloride	ND	1.0		µg/L	1	5/6/2016 3:37:21 AM	R34023
Chlorobenzene	ND	1.0		µg/L	1	5/6/2016 3:37:21 AM	R34023
Chloroethane	ND	2.0		µg/L	1	5/6/2016 3:37:21 AM	R34023
Chloroform	ND	1.0		µg/L	1	5/6/2016 3:37:21 AM	R34023
Chloromethane	ND	3.0		µg/L	1	5/6/2016 3:37:21 AM	R34023
2-Chlorotoluene	ND	1.0		µg/L	1	5/6/2016 3:37:21 AM	R34023
4-Chlorotoluene	ND	1.0		µg/L	1	5/6/2016 3:37:21 AM	R34023
cis-1,2-DCE	ND	1.0		µg/L	1	5/6/2016 3:37:21 AM	R34023
cis-1,3-Dichloropropene	ND	1.0		µg/L	1	5/6/2016 3:37:21 AM	R34023
1,2-Dibromo-3-chloropropane	ND	2.0		µg/L	1	5/6/2016 3:37:21 AM	R34023
Dibromochloromethane	ND	1.0		µg/L	1	5/6/2016 3:37:21 AM	R34023
Dibromomethane	ND	1.0		µg/L	1	5/6/2016 3:37:21 AM	R34023
1,2-Dichlorobenzene	ND	1.0		µg/L	1	5/6/2016 3:37:21 AM	R34023
1,3-Dichlorobenzene	ND	1.0		µg/L	1	5/6/2016 3:37:21 AM	R34023
1,4-Dichlorobenzene	ND	1.0		µg/L	1	5/6/2016 3:37:21 AM	R34023
Dichlorodifluoromethane	ND	1.0		µg/L	1	5/6/2016 3:37:21 AM	R34023
1,1-Dichloroethane	ND	1.0		µg/L	1	5/6/2016 3:37:21 AM	R34023
1,1-Dichloroethene	ND	1.0		µg/L	1	5/6/2016 3:37:21 AM	R34023
1,2-Dichloropropane	ND	1.0		µg/L	1	5/6/2016 3:37:21 AM	R34023
1,3-Dichloropropane	ND	1.0		µg/L	1	5/6/2016 3:37:21 AM	R34023
2,2-Dichloropropane	ND	2.0		µg/L	1	5/6/2016 3:37:21 AM	R34023

Refer to the QC Summary report and sample login checklist for flagged QC data and preservation information.

Qualifiers:

*	Value exceeds Maximum Contaminant Level.	B	Analyte detected in the associated Method Blank
D	Sample Diluted Due to Matrix	E	Value above quantitation range
H	Holding times for preparation or analysis exceeded	J	Analyte detected below quantitation limits
ND	Not Detected at the Reporting Limit	P	Sample pH Not In Range
R	RPD outside accepted recovery limits	RL	Reporting Detection Limit
S	% Recovery outside of range due to dilution or matrix	W	Sample container temperature is out of limit as specified

Hall Environmental Analysis Laboratory, Inc.

CLIENT: Public Service Company
Project: Person Generating Station
Lab ID: 1604C85-005 **Matrix:** AQUEOUS

Client Sample ID: PSMW-7R
Collection Date: 4/28/2016 2:12:00 PM
Received Date: 4/28/2016 4:53:00 PM

Analyses	Result	PQL	Qual	Units	DF	Date Analyzed	Batch
EPA METHOD 8260B: VOLATILES						Analyst: **AG**	
1,1-Dichloropropene	ND	1.0		µg/L	1	5/6/2016 3:37:21 AM	R34023
Hexachlorobutadiene	ND	1.0		µg/L	1	5/6/2016 3:37:21 AM	R34023
2-Hexanone	ND	10		µg/L	1	5/6/2016 3:37:21 AM	R34023
Isopropylbenzene	ND	1.0		µg/L	1	5/6/2016 3:37:21 AM	R34023
4-Isopropyltoluene	ND	1.0		µg/L	1	5/6/2016 3:37:21 AM	R34023
4-Methyl-2-pentanone	ND	10		µg/L	1	5/6/2016 3:37:21 AM	R34023
Methylene Chloride	ND	3.0		µg/L	1	5/6/2016 3:37:21 AM	R34023
n-Butylbenzene	ND	3.0		µg/L	1	5/6/2016 3:37:21 AM	R34023
n-Propylbenzene	ND	1.0		µg/L	1	5/6/2016 3:37:21 AM	R34023
sec-Butylbenzene	ND	1.0		µg/L	1	5/6/2016 3:37:21 AM	R34023
Styrene	ND	1.0		µg/L	1	5/6/2016 3:37:21 AM	R34023
tert-Butylbenzene	ND	1.0		µg/L	1	5/6/2016 3:37:21 AM	R34023
1,1,1,2-Tetrachloroethane	ND	1.0		µg/L	1	5/6/2016 3:37:21 AM	R34023
1,1,2,2-Tetrachloroethane	ND	2.0		µg/L	1	5/6/2016 3:37:21 AM	R34023
Tetrachloroethene (PCE)	ND	1.0		µg/L	1	5/6/2016 3:37:21 AM	R34023
trans-1,2-DCE	ND	1.0		µg/L	1	5/6/2016 3:37:21 AM	R34023
trans-1,3-Dichloropropene	ND	1.0		µg/L	1	5/6/2016 3:37:21 AM	R34023
1,2,3-Trichlorobenzene	ND	1.0		µg/L	1	5/6/2016 3:37:21 AM	R34023
1,2,4-Trichlorobenzene	ND	1.0		µg/L	1	5/6/2016 3:37:21 AM	R34023
1,1,1-Trichloroethane	ND	1.0		µg/L	1	5/6/2016 3:37:21 AM	R34023
1,1,2-Trichloroethane	ND	1.0		µg/L	1	5/6/2016 3:37:21 AM	R34023
Trichloroethene (TCE)	ND	1.0		µg/L	1	5/6/2016 3:37:21 AM	R34023
Trichlorofluoromethane	ND	1.0		µg/L	1	5/6/2016 3:37:21 AM	R34023
1,2,3-Trichloropropane	ND	2.0		µg/L	1	5/6/2016 3:37:21 AM	R34023
Vinyl chloride	ND	1.0		µg/L	1	5/6/2016 3:37:21 AM	R34023
Xylenes, Total	ND	1.5		µg/L	1	5/6/2016 3:37:21 AM	R34023
Surr: 1,2-Dichloroethane-d4	101	70-130		%Rec	1	5/6/2016 3:37:21 AM	R34023
Surr: 4-Bromofluorobenzene	101	70-130		%Rec	1	5/6/2016 3:37:21 AM	R34023
Surr: Dibromofluoromethane	94.0	70-130		%Rec	1	5/6/2016 3:37:21 AM	R34023
Surr: Toluene-d8	101	70-130		%Rec	1	5/6/2016 3:37:21 AM	R34023

Refer to the QC Summary report and sample login checklist for flagged QC data and preservation information.

Qualifiers:

*	Value exceeds Maximum Contaminant Level.	B	Analyte detected in the associated Method Blank
D	Sample Diluted Due to Matrix	E	Value above quantitation range
H	Holding times for preparation or analysis exceeded	J	Analyte detected below quantitation limits
ND	Not Detected at the Reporting Limit	P	Sample pH Not In Range
R	RPD outside accepted recovery limits	RL	Reporting Detection Limit
S	% Recovery outside of range due to dilution or matrix	W	Sample container temperature is out of limit as specified

Hall Environmental Analysis Laboratory, Inc.

CLIENT: Public Service Company
Project: Person Generating Station
Lab ID: 1604C85-006 **Matrix:** AQUEOUS

Client Sample ID: PSMW-10
Collection Date: 4/28/2016 3:10:00 PM
Received Date: 4/28/2016 4:53:00 PM

Analyses	Result	PQL	Qual	Units	DF	Date Analyzed	Batch
EPA METHOD 8260B: VOLATILES						Analyst:	**DJF**
Benzene	ND	1.0		µg/L	1	5/10/2016 1:32:02 AM	C34086
Toluene	ND	1.0		µg/L	1	5/10/2016 1:32:02 AM	C34086
Ethylbenzene	ND	1.0		µg/L	1	5/10/2016 1:32:02 AM	C34086
Methyl tert-butyl ether (MTBE)	ND	1.0		µg/L	1	5/10/2016 1:32:02 AM	C34086
1,2,4-Trimethylbenzene	ND	1.0		µg/L	1	5/10/2016 1:32:02 AM	C34086
1,3,5-Trimethylbenzene	ND	1.0		µg/L	1	5/10/2016 1:32:02 AM	C34086
1,2-Dichloroethane (EDC)	ND	1.0		µg/L	1	5/10/2016 1:32:02 AM	C34086
1,2-Dibromoethane (EDB)	ND	1.0		µg/L	1	5/10/2016 1:32:02 AM	C34086
Naphthalene	ND	2.0		µg/L	1	5/10/2016 1:32:02 AM	C34086
1-Methylnaphthalene	ND	4.0		µg/L	1	5/10/2016 1:32:02 AM	C34086
2-Methylnaphthalene	ND	4.0		µg/L	1	5/10/2016 1:32:02 AM	C34086
Acetone	ND	10		µg/L	1	5/10/2016 1:32:02 AM	C34086
Bromobenzene	ND	1.0		µg/L	1	5/10/2016 1:32:02 AM	C34086
Bromodichloromethane	ND	1.0		µg/L	1	5/10/2016 1:32:02 AM	C34086
Bromoform	ND	1.0		µg/L	1	5/10/2016 1:32:02 AM	C34086
Bromomethane	ND	3.0		µg/L	1	5/10/2016 1:32:02 AM	C34086
2-Butanone	ND	10		µg/L	1	5/10/2016 1:32:02 AM	C34086
Carbon disulfide	ND	10		µg/L	1	5/10/2016 1:32:02 AM	C34086
Carbon Tetrachloride	ND	1.0		µg/L	1	5/10/2016 1:32:02 AM	C34086
Chlorobenzene	ND	1.0		µg/L	1	5/10/2016 1:32:02 AM	C34086
Chloroethane	ND	2.0		µg/L	1	5/10/2016 1:32:02 AM	C34086
Chloroform	ND	1.0		µg/L	1	5/10/2016 1:32:02 AM	C34086
Chloromethane	ND	3.0		µg/L	1	5/10/2016 1:32:02 AM	C34086
2-Chlorotoluene	ND	1.0		µg/L	1	5/10/2016 1:32:02 AM	C34086
4-Chlorotoluene	ND	1.0		µg/L	1	5/10/2016 1:32:02 AM	C34086
cis-1,2-DCE	ND	1.0		µg/L	1	5/10/2016 1:32:02 AM	C34086
cis-1,3-Dichloropropene	ND	1.0		µg/L	1	5/10/2016 1:32:02 AM	C34086
1,2-Dibromo-3-chloropropane	ND	2.0		µg/L	1	5/10/2016 1:32:02 AM	C34086
Dibromochloromethane	ND	1.0		µg/L	1	5/10/2016 1:32:02 AM	C34086
Dibromomethane	ND	1.0		µg/L	1	5/10/2016 1:32:02 AM	C34086
1,2-Dichlorobenzene	ND	1.0		µg/L	1	5/10/2016 1:32:02 AM	C34086
1,3-Dichlorobenzene	ND	1.0		µg/L	1	5/10/2016 1:32:02 AM	C34086
1,4-Dichlorobenzene	ND	1.0		µg/L	1	5/10/2016 1:32:02 AM	C34086
Dichlorodifluoromethane	ND	1.0		µg/L	1	5/10/2016 1:32:02 AM	C34086
1,1-Dichloroethane	ND	1.0		µg/L	1	5/10/2016 1:32:02 AM	C34086
1,1-Dichloroethene	ND	1.0		µg/L	1	5/10/2016 1:32:02 AM	C34086
1,2-Dichloropropane	ND	1.0		µg/L	1	5/10/2016 1:32:02 AM	C34086
1,3-Dichloropropane	ND	1.0		µg/L	1	5/10/2016 1:32:02 AM	C34086
2,2-Dichloropropane	ND	2.0		µg/L	1	5/10/2016 1:32:02 AM	C34086

Refer to the QC Summary report and sample login checklist for flagged QC data and preservation information.

Qualifiers:

*	Value exceeds Maximum Contaminant Level.	B	Analyte detected in the associated Method Blank
D	Sample Diluted Due to Matrix	E	Value above quantitation range
H	Holding times for preparation or analysis exceeded	J	Analyte detected below quantitation limits
ND	Not Detected at the Reporting Limit	P	Sample pH Not In Range
R	RPD outside accepted recovery limits	RL	Reporting Detection Limit
S	% Recovery outside of range due to dilution or matrix	W	Sample container temperature is out of limit as specified

Hall Environmental Analysis Laboratory, Inc.

CLIENT: Public Service Company
Project: Person Generating Station
Lab ID: 1604C85-006
Matrix: AQUEOUS
Client Sample ID: PSMW-10
Collection Date: 4/28/2016 3:10:00 PM
Received Date: 4/28/2016 4:53:00 PM

Analyses	Result	PQL	Qual	Units	DF	Date Analyzed	Batch
EPA METHOD 8260B: VOLATILES						Analyst: **DJF**	
1,1-Dichloropropene	ND	1.0		µg/L	1	5/10/2016 1:32:02 AM	C34086
Hexachlorobutadiene	ND	1.0		µg/L	1	5/10/2016 1:32:02 AM	C34086
2-Hexanone	ND	10		µg/L	1	5/10/2016 1:32:02 AM	C34086
Isopropylbenzene	ND	1.0		µg/L	1	5/10/2016 1:32:02 AM	C34086
4-Isopropyltoluene	ND	1.0		µg/L	1	5/10/2016 1:32:02 AM	C34086
4-Methyl-2-pentanone	ND	10		µg/L	1	5/10/2016 1:32:02 AM	C34086
Methylene Chloride	ND	3.0		µg/L	1	5/10/2016 1:32:02 AM	C34086
n-Butylbenzene	ND	3.0		µg/L	1	5/10/2016 1:32:02 AM	C34086
n-Propylbenzene	ND	1.0		µg/L	1	5/10/2016 1:32:02 AM	C34086
sec-Butylbenzene	ND	1.0		µg/L	1	5/10/2016 1:32:02 AM	C34086
Styrene	ND	1.0		µg/L	1	5/10/2016 1:32:02 AM	C34086
tert-Butylbenzene	ND	1.0		µg/L	1	5/10/2016 1:32:02 AM	C34086
1,1,1,2-Tetrachloroethane	ND	1.0		µg/L	1	5/10/2016 1:32:02 AM	C34086
1,1,2,2-Tetrachloroethane	ND	2.0		µg/L	1	5/10/2016 1:32:02 AM	C34086
Tetrachloroethene (PCE)	ND	1.0		µg/L	1	5/10/2016 1:32:02 AM	C34086
trans-1,2-DCE	ND	1.0		µg/L	1	5/10/2016 1:32:02 AM	C34086
trans-1,3-Dichloropropene	ND	1.0		µg/L	1	5/10/2016 1:32:02 AM	C34086
1,2,3-Trichlorobenzene	ND	1.0		µg/L	1	5/10/2016 1:32:02 AM	C34086
1,2,4-Trichlorobenzene	ND	1.0		µg/L	1	5/10/2016 1:32:02 AM	C34086
1,1,1-Trichloroethane	ND	1.0		µg/L	1	5/10/2016 1:32:02 AM	C34086
1,1,2-Trichloroethane	ND	1.0		µg/L	1	5/10/2016 1:32:02 AM	C34086
Trichloroethene (TCE)	ND	1.0		µg/L	1	5/10/2016 1:32:02 AM	C34086
Trichlorofluoromethane	ND	1.0		µg/L	1	5/10/2016 1:32:02 AM	C34086
1,2,3-Trichloropropane	ND	2.0		µg/L	1	5/10/2016 1:32:02 AM	C34086
Vinyl chloride	ND	1.0		µg/L	1	5/10/2016 1:32:02 AM	C34086
Xylenes, Total	ND	1.5		µg/L	1	5/10/2016 1:32:02 AM	C34086
Surr: 1,2-Dichloroethane-d4	107	70-130		%Rec	1	5/10/2016 1:32:02 AM	C34086
Surr: 4-Bromofluorobenzene	107	70-130		%Rec	1	5/10/2016 1:32:02 AM	C34086
Surr: Dibromofluoromethane	109	70-130		%Rec	1	5/10/2016 1:32:02 AM	C34086
Surr: Toluene-d8	98.0	70-130		%Rec	1	5/10/2016 1:32:02 AM	C34086

Refer to the QC Summary report and sample login checklist for flagged QC data and preservation information.

Qualifiers:

*	Value exceeds Maximum Contaminant Level.	B	Analyte detected in the associated Method Blank
D	Sample Diluted Due to Matrix	E	Value above quantitation range
H	Holding times for preparation or analysis exceeded	J	Analyte detected below quantitation limits
ND	Not Detected at the Reporting Limit	P	Sample pH Not In Range
R	RPD outside accepted recovery limits	RL	Reporting Detection Limit
S	% Recovery outside of range due to dilution or matrix	W	Sample container temperature is out of limit as specified

Hall Environmental Analysis Laboratory, Inc.

CLIENT: Public Service Company
Project: Person Generating Station
Lab ID: 1604C85-007
Matrix: AQUEOUS
Client Sample ID: PSMW-J
Collection Date: 4/28/2016 3:15:00 PM
Received Date: 4/28/2016 4:53:00 PM

Analyses	Result	PQL	Qual	Units	DF	Date Analyzed	Batch
EPA METHOD 8260B: VOLATILES						Analyst:	**DJF**
Benzene	ND	1.0		µg/L	1	5/10/2016 2:56:42 AM	C34086
Toluene	ND	1.0		µg/L	1	5/10/2016 2:56:42 AM	C34086
Ethylbenzene	ND	1.0		µg/L	1	5/10/2016 2:56:42 AM	C34086
Methyl tert-butyl ether (MTBE)	ND	1.0		µg/L	1	5/10/2016 2:56:42 AM	C34086
1,2,4-Trimethylbenzene	ND	1.0		µg/L	1	5/10/2016 2:56:42 AM	C34086
1,3,5-Trimethylbenzene	ND	1.0		µg/L	1	5/10/2016 2:56:42 AM	C34086
1,2-Dichloroethane (EDC)	ND	1.0		µg/L	1	5/10/2016 2:56:42 AM	C34086
1,2-Dibromoethane (EDB)	ND	1.0		µg/L	1	5/10/2016 2:56:42 AM	C34086
Naphthalene	ND	2.0		µg/L	1	5/10/2016 2:56:42 AM	C34086
1-Methylnaphthalene	ND	4.0		µg/L	1	5/10/2016 2:56:42 AM	C34086
2-Methylnaphthalene	ND	4.0		µg/L	1	5/10/2016 2:56:42 AM	C34086
Acetone	ND	10		µg/L	1	5/10/2016 2:56:42 AM	C34086
Bromobenzene	ND	1.0		µg/L	1	5/10/2016 2:56:42 AM	C34086
Bromodichloromethane	ND	1.0		µg/L	1	5/10/2016 2:56:42 AM	C34086
Bromoform	ND	1.0		µg/L	1	5/10/2016 2:56:42 AM	C34086
Bromomethane	ND	3.0		µg/L	1	5/10/2016 2:56:42 AM	C34086
2-Butanone	ND	10		µg/L	1	5/10/2016 2:56:42 AM	C34086
Carbon disulfide	ND	10		µg/L	1	5/10/2016 2:56:42 AM	C34086
Carbon Tetrachloride	ND	1.0		µg/L	1	5/10/2016 2:56:42 AM	C34086
Chlorobenzene	ND	1.0		µg/L	1	5/10/2016 2:56:42 AM	C34086
Chloroethane	ND	2.0		µg/L	1	5/10/2016 2:56:42 AM	C34086
Chloroform	ND	1.0		µg/L	1	5/10/2016 2:56:42 AM	C34086
Chloromethane	ND	3.0		µg/L	1	5/10/2016 2:56:42 AM	C34086
2-Chlorotoluene	ND	1.0		µg/L	1	5/10/2016 2:56:42 AM	C34086
4-Chlorotoluene	ND	1.0		µg/L	1	5/10/2016 2:56:42 AM	C34086
cis-1,2-DCE	ND	1.0		µg/L	1	5/10/2016 2:56:42 AM	C34086
cis-1,3-Dichloropropene	ND	1.0		µg/L	1	5/10/2016 2:56:42 AM	C34086
1,2-Dibromo-3-chloropropane	ND	2.0		µg/L	1	5/10/2016 2:56:42 AM	C34086
Dibromochloromethane	ND	1.0		µg/L	1	5/10/2016 2:56:42 AM	C34086
Dibromomethane	ND	1.0		µg/L	1	5/10/2016 2:56:42 AM	C34086
1,2-Dichlorobenzene	ND	1.0		µg/L	1	5/10/2016 2:56:42 AM	C34086
1,3-Dichlorobenzene	ND	1.0		µg/L	1	5/10/2016 2:56:42 AM	C34086
1,4-Dichlorobenzene	ND	1.0		µg/L	1	5/10/2016 2:56:42 AM	C34086
Dichlorodifluoromethane	ND	1.0		µg/L	1	5/10/2016 2:56:42 AM	C34086
1,1-Dichloroethane	ND	1.0		µg/L	1	5/10/2016 2:56:42 AM	C34086
1,1-Dichloroethene	ND	1.0		µg/L	1	5/10/2016 2:56:42 AM	C34086
1,2-Dichloropropane	ND	1.0		µg/L	1	5/10/2016 2:56:42 AM	C34086
1,3-Dichloropropane	ND	1.0		µg/L	1	5/10/2016 2:56:42 AM	C34086
2,2-Dichloropropane	ND	2.0		µg/L	1	5/10/2016 2:56:42 AM	C34086

Refer to the QC Summary report and sample login checklist for flagged QC data and preservation information.

Qualifiers:

*	Value exceeds Maximum Contaminant Level.	B	Analyte detected in the associated Method Blank
D	Sample Diluted Due to Matrix	E	Value above quantitation range
H	Holding times for preparation or analysis exceeded	J	Analyte detected below quantitation limits
ND	Not Detected at the Reporting Limit	P	Sample pH Not In Range
R	RPD outside accepted recovery limits	RL	Reporting Detection Limit
S	% Recovery outside of range due to dilution or matrix	W	Sample container temperature is out of limit as specified

Hall Environmental Analysis Laboratory, Inc.

CLIENT: Public Service Company
Project: Person Generating Station
Lab ID: 1604C85-007
Matrix: AQUEOUS
Client Sample ID: PSMW-J
Collection Date: 4/28/2016 3:15:00 PM
Received Date: 4/28/2016 4:53:00 PM

Analyses	Result	PQL	Qual	Units	DF	Date Analyzed	Batch
EPA METHOD 8260B: VOLATILES						Analyst: **DJF**	
1,1-Dichloropropene	ND	1.0		µg/L	1	5/10/2016 2:56:42 AM	C34086
Hexachlorobutadiene	ND	1.0		µg/L	1	5/10/2016 2:56:42 AM	C34086
2-Hexanone	ND	10		µg/L	1	5/10/2016 2:56:42 AM	C34086
Isopropylbenzene	ND	1.0		µg/L	1	5/10/2016 2:56:42 AM	C34086
4-Isopropyltoluene	ND	1.0		µg/L	1	5/10/2016 2:56:42 AM	C34086
4-Methyl-2-pentanone	ND	10		µg/L	1	5/10/2016 2:56:42 AM	C34086
Methylene Chloride	ND	3.0		µg/L	1	5/10/2016 2:56:42 AM	C34086
n-Butylbenzene	ND	3.0		µg/L	1	5/10/2016 2:56:42 AM	C34086
n-Propylbenzene	ND	1.0		µg/L	1	5/10/2016 2:56:42 AM	C34086
sec-Butylbenzene	ND	1.0		µg/L	1	5/10/2016 2:56:42 AM	C34086
Styrene	ND	1.0		µg/L	1	5/10/2016 2:56:42 AM	C34086
tert-Butylbenzene	ND	1.0		µg/L	1	5/10/2016 2:56:42 AM	C34086
1,1,1,2-Tetrachloroethane	ND	1.0		µg/L	1	5/10/2016 2:56:42 AM	C34086
1,1,2,2-Tetrachloroethane	ND	2.0		µg/L	1	5/10/2016 2:56:42 AM	C34086
Tetrachloroethene (PCE)	ND	1.0		µg/L	1	5/10/2016 2:56:42 AM	C34086
trans-1,2-DCE	ND	1.0		µg/L	1	5/10/2016 2:56:42 AM	C34086
trans-1,3-Dichloropropene	ND	1.0		µg/L	1	5/10/2016 2:56:42 AM	C34086
1,2,3-Trichlorobenzene	ND	1.0		µg/L	1	5/10/2016 2:56:42 AM	C34086
1,2,4-Trichlorobenzene	ND	1.0		µg/L	1	5/10/2016 2:56:42 AM	C34086
1,1,1-Trichloroethane	ND	1.0		µg/L	1	5/10/2016 2:56:42 AM	C34086
1,1,2-Trichloroethane	ND	1.0		µg/L	1	5/10/2016 2:56:42 AM	C34086
Trichloroethene (TCE)	ND	1.0		µg/L	1	5/10/2016 2:56:42 AM	C34086
Trichlorofluoromethane	ND	1.0		µg/L	1	5/10/2016 2:56:42 AM	C34086
1,2,3-Trichloropropane	ND	2.0		µg/L	1	5/10/2016 2:56:42 AM	C34086
Vinyl chloride	ND	1.0		µg/L	1	5/10/2016 2:56:42 AM	C34086
Xylenes, Total	ND	1.5		µg/L	1	5/10/2016 2:56:42 AM	C34086
Surr: 1,2-Dichloroethane-d4	104	70-130		%Rec	1	5/10/2016 2:56:42 AM	C34086
Surr: 4-Bromofluorobenzene	107	70-130		%Rec	1	5/10/2016 2:56:42 AM	C34086
Surr: Dibromofluoromethane	108	70-130		%Rec	1	5/10/2016 2:56:42 AM	C34086
Surr: Toluene-d8	99.1	70-130		%Rec	1	5/10/2016 2:56:42 AM	C34086

Refer to the QC Summary report and sample login checklist for flagged QC data and preservation information.

Qualifiers:

*	Value exceeds Maximum Contaminant Level.	B	Analyte detected in the associated Method Blank
D	Sample Diluted Due to Matrix	E	Value above quantitation range
H	Holding times for preparation or analysis exceeded	J	Analyte detected below quantitation limits
ND	Not Detected at the Reporting Limit	P	Sample pH Not In Range
R	RPD outside accepted recovery limits	RL	Reporting Detection Limit
S	% Recovery outside of range due to dilution or matrix	W	Sample container temperature is out of limit as specified

Hall Environmental Analysis Laboratory, Inc.

CLIENT: Public Service Company
Project: Person Generating Station
Lab ID: 1604C85-008
Matrix: AQUEOUS
Client Sample ID: PSMW-13A
Collection Date: 4/28/2016 3:58:00 PM
Received Date: 4/28/2016 4:53:00 PM

Analyses	Result	PQL	Qual	Units	DF	Date Analyzed	Batch
EPA METHOD 8260B: VOLATILES						Analyst: **DJF**	
Benzene	ND	1.0		µg/L	1	5/10/2016 3:24:54 AM	C34086
Toluene	ND	1.0		µg/L	1	5/10/2016 3:24:54 AM	C34086
Ethylbenzene	ND	1.0		µg/L	1	5/10/2016 3:24:54 AM	C34086
Methyl tert-butyl ether (MTBE)	ND	1.0		µg/L	1	5/10/2016 3:24:54 AM	C34086
1,2,4-Trimethylbenzene	ND	1.0		µg/L	1	5/10/2016 3:24:54 AM	C34086
1,3,5-Trimethylbenzene	ND	1.0		µg/L	1	5/10/2016 3:24:54 AM	C34086
1,2-Dichloroethane (EDC)	ND	1.0		µg/L	1	5/10/2016 3:24:54 AM	C34086
1,2-Dibromoethane (EDB)	ND	1.0		µg/L	1	5/10/2016 3:24:54 AM	C34086
Naphthalene	ND	2.0		µg/L	1	5/10/2016 3:24:54 AM	C34086
1-Methylnaphthalene	ND	4.0		µg/L	1	5/10/2016 3:24:54 AM	C34086
2-Methylnaphthalene	ND	4.0		µg/L	1	5/10/2016 3:24:54 AM	C34086
Acetone	ND	10		µg/L	1	5/10/2016 3:24:54 AM	C34086
Bromobenzene	ND	1.0		µg/L	1	5/10/2016 3:24:54 AM	C34086
Bromodichloromethane	ND	1.0		µg/L	1	5/10/2016 3:24:54 AM	C34086
Bromoform	ND	1.0		µg/L	1	5/10/2016 3:24:54 AM	C34086
Bromomethane	ND	3.0		µg/L	1	5/10/2016 3:24:54 AM	C34086
2-Butanone	ND	10		µg/L	1	5/10/2016 3:24:54 AM	C34086
Carbon disulfide	ND	10		µg/L	1	5/10/2016 3:24:54 AM	C34086
Carbon Tetrachloride	ND	1.0		µg/L	1	5/10/2016 3:24:54 AM	C34086
Chlorobenzene	ND	1.0		µg/L	1	5/10/2016 3:24:54 AM	C34086
Chloroethane	ND	2.0		µg/L	1	5/10/2016 3:24:54 AM	C34086
Chloroform	1.7	1.0		µg/L	1	5/10/2016 3:24:54 AM	C34086
Chloromethane	ND	3.0		µg/L	1	5/10/2016 3:24:54 AM	C34086
2-Chlorotoluene	ND	1.0		µg/L	1	5/10/2016 3:24:54 AM	C34086
4-Chlorotoluene	ND	1.0		µg/L	1	5/10/2016 3:24:54 AM	C34086
cis-1,2-DCE	ND	1.0		µg/L	1	5/10/2016 3:24:54 AM	C34086
cis-1,3-Dichloropropene	ND	1.0		µg/L	1	5/10/2016 3:24:54 AM	C34086
1,2-Dibromo-3-chloropropane	ND	2.0		µg/L	1	5/10/2016 3:24:54 AM	C34086
Dibromochloromethane	ND	1.0		µg/L	1	5/10/2016 3:24:54 AM	C34086
Dibromomethane	ND	1.0		µg/L	1	5/10/2016 3:24:54 AM	C34086
1,2-Dichlorobenzene	ND	1.0		µg/L	1	5/10/2016 3:24:54 AM	C34086
1,3-Dichlorobenzene	ND	1.0		µg/L	1	5/10/2016 3:24:54 AM	C34086
1,4-Dichlorobenzene	ND	1.0		µg/L	1	5/10/2016 3:24:54 AM	C34086
Dichlorodifluoromethane	ND	1.0		µg/L	1	5/10/2016 3:24:54 AM	C34086
1,1-Dichloroethane	ND	1.0		µg/L	1	5/10/2016 3:24:54 AM	C34086
1,1-Dichloroethene	2.7	1.0		µg/L	1	5/10/2016 3:24:54 AM	C34086
1,2-Dichloropropane	ND	1.0		µg/L	1	5/10/2016 3:24:54 AM	C34086
1,3-Dichloropropane	ND	1.0		µg/L	1	5/10/2016 3:24:54 AM	C34086
2,2-Dichloropropane	ND	2.0		µg/L	1	5/10/2016 3:24:54 AM	C34086

Refer to the QC Summary report and sample login checklist for flagged QC data and preservation information.

Qualifiers:

*	Value exceeds Maximum Contaminant Level.	B	Analyte detected in the associated Method Blank
D	Sample Diluted Due to Matrix	E	Value above quantitation range
H	Holding times for preparation or analysis exceeded	J	Analyte detected below quantitation limits
ND	Not Detected at the Reporting Limit	P	Sample pH Not In Range
R	RPD outside accepted recovery limits	RL	Reporting Detection Limit
S	% Recovery outside of range due to dilution or matrix	W	Sample container temperature is out of limit as specified

Hall Environmental Analysis Laboratory, Inc.

CLIENT: Public Service Company
Project: Person Generating Station
Lab ID: 1604C85-008
Matrix: AQUEOUS
Client Sample ID: PSMW-13A
Collection Date: 4/28/2016 3:58:00 PM
Received Date: 4/28/2016 4:53:00 PM

Analyses	Result	PQL	Qual	Units	DF	Date Analyzed	Batch
EPA METHOD 8260B: VOLATILES						Analyst: **DJF**	
1,1-Dichloropropene	ND	1.0		µg/L	1	5/10/2016 3:24:54 AM	C34086
Hexachlorobutadiene	ND	1.0		µg/L	1	5/10/2016 3:24:54 AM	C34086
2-Hexanone	ND	10		µg/L	1	5/10/2016 3:24:54 AM	C34086
Isopropylbenzene	ND	1.0		µg/L	1	5/10/2016 3:24:54 AM	C34086
4-Isopropyltoluene	ND	1.0		µg/L	1	5/10/2016 3:24:54 AM	C34086
4-Methyl-2-pentanone	ND	10		µg/L	1	5/10/2016 3:24:54 AM	C34086
Methylene Chloride	ND	3.0		µg/L	1	5/10/2016 3:24:54 AM	C34086
n-Butylbenzene	ND	3.0		µg/L	1	5/10/2016 3:24:54 AM	C34086
n-Propylbenzene	ND	1.0		µg/L	1	5/10/2016 3:24:54 AM	C34086
sec-Butylbenzene	ND	1.0		µg/L	1	5/10/2016 3:24:54 AM	C34086
Styrene	ND	1.0		µg/L	1	5/10/2016 3:24:54 AM	C34086
tert-Butylbenzene	ND	1.0		µg/L	1	5/10/2016 3:24:54 AM	C34086
1,1,1,2-Tetrachloroethane	ND	1.0		µg/L	1	5/10/2016 3:24:54 AM	C34086
1,1,2,2-Tetrachloroethane	ND	2.0		µg/L	1	5/10/2016 3:24:54 AM	C34086
Tetrachloroethene (PCE)	4.3	1.0		µg/L	1	5/10/2016 3:24:54 AM	C34086
trans-1,2-DCE	ND	1.0		µg/L	1	5/10/2016 3:24:54 AM	C34086
trans-1,3-Dichloropropene	ND	1.0		µg/L	1	5/10/2016 3:24:54 AM	C34086
1,2,3-Trichlorobenzene	ND	1.0		µg/L	1	5/10/2016 3:24:54 AM	C34086
1,2,4-Trichlorobenzene	ND	1.0		µg/L	1	5/10/2016 3:24:54 AM	C34086
1,1,1-Trichloroethane	ND	1.0		µg/L	1	5/10/2016 3:24:54 AM	C34086
1,1,2-Trichloroethane	ND	1.0		µg/L	1	5/10/2016 3:24:54 AM	C34086
Trichloroethene (TCE)	ND	1.0		µg/L	1	5/10/2016 3:24:54 AM	C34086
Trichlorofluoromethane	ND	1.0		µg/L	1	5/10/2016 3:24:54 AM	C34086
1,2,3-Trichloropropane	ND	2.0		µg/L	1	5/10/2016 3:24:54 AM	C34086
Vinyl chloride	ND	1.0		µg/L	1	5/10/2016 3:24:54 AM	C34086
Xylenes, Total	ND	1.5		µg/L	1	5/10/2016 3:24:54 AM	C34086
Surr: 1,2-Dichloroethane-d4	105	70-130		%Rec	1	5/10/2016 3:24:54 AM	C34086
Surr: 4-Bromofluorobenzene	107	70-130		%Rec	1	5/10/2016 3:24:54 AM	C34086
Surr: Dibromofluoromethane	109	70-130		%Rec	1	5/10/2016 3:24:54 AM	C34086
Surr: Toluene-d8	100	70-130		%Rec	1	5/10/2016 3:24:54 AM	C34086

Refer to the QC Summary report and sample login checklist for flagged QC data and preservation information.

Qualifiers:

*	Value exceeds Maximum Contaminant Level.	B	Analyte detected in the associated Method Blank
D	Sample Diluted Due to Matrix	E	Value above quantitation range
H	Holding times for preparation or analysis exceeded	J	Analyte detected below quantitation limits
ND	Not Detected at the Reporting Limit	P	Sample pH Not In Range
R	RPD outside accepted recovery limits	RL	Reporting Detection Limit
S	% Recovery outside of range due to dilution or matrix	W	Sample container temperature is out of limit as specified

Hall Environmental Analysis Laboratory, Inc.

CLIENT: Public Service Company
Project: Person Generating Station
Lab ID: 1604C85-009
Matrix: TRIP BLANK
Client Sample ID: Trip Blank
Collection Date:
Received Date: 4/28/2016 4:53:00 PM

Analyses	Result	PQL	Qual	Units	DF	Date Analyzed	Batch
EPA METHOD 8260B: VOLATILES						Analyst: **DJF**	
Benzene	ND	1.0		µg/L	1	5/10/2016 3:53:06 AM	C34086
Toluene	ND	1.0		µg/L	1	5/10/2016 3:53:06 AM	C34086
Ethylbenzene	ND	1.0		µg/L	1	5/10/2016 3:53:06 AM	C34086
Methyl tert-butyl ether (MTBE)	ND	1.0		µg/L	1	5/10/2016 3:53:06 AM	C34086
1,2,4-Trimethylbenzene	ND	1.0		µg/L	1	5/10/2016 3:53:06 AM	C34086
1,3,5-Trimethylbenzene	ND	1.0		µg/L	1	5/10/2016 3:53:06 AM	C34086
1,2-Dichloroethane (EDC)	ND	1.0		µg/L	1	5/10/2016 3:53:06 AM	C34086
1,2-Dibromoethane (EDB)	ND	1.0		µg/L	1	5/10/2016 3:53:06 AM	C34086
Naphthalene	ND	2.0		µg/L	1	5/10/2016 3:53:06 AM	C34086
1-Methylnaphthalene	ND	4.0		µg/L	1	5/10/2016 3:53:06 AM	C34086
2-Methylnaphthalene	ND	4.0		µg/L	1	5/10/2016 3:53:06 AM	C34086
Acetone	ND	10		µg/L	1	5/10/2016 3:53:06 AM	C34086
Bromobenzene	ND	1.0		µg/L	1	5/10/2016 3:53:06 AM	C34086
Bromodichloromethane	ND	1.0		µg/L	1	5/10/2016 3:53:06 AM	C34086
Bromoform	ND	1.0		µg/L	1	5/10/2016 3:53:06 AM	C34086
Bromomethane	ND	3.0		µg/L	1	5/10/2016 3:53:06 AM	C34086
2-Butanone	ND	10		µg/L	1	5/10/2016 3:53:06 AM	C34086
Carbon disulfide	ND	10		µg/L	1	5/10/2016 3:53:06 AM	C34086
Carbon Tetrachloride	ND	1.0		µg/L	1	5/10/2016 3:53:06 AM	C34086
Chlorobenzene	ND	1.0		µg/L	1	5/10/2016 3:53:06 AM	C34086
Chloroethane	ND	2.0		µg/L	1	5/10/2016 3:53:06 AM	C34086
Chloroform	ND	1.0		µg/L	1	5/10/2016 3:53:06 AM	C34086
Chloromethane	ND	3.0		µg/L	1	5/10/2016 3:53:06 AM	C34086
2-Chlorotoluene	ND	1.0		µg/L	1	5/10/2016 3:53:06 AM	C34086
4-Chlorotoluene	ND	1.0		µg/L	1	5/10/2016 3:53:06 AM	C34086
cis-1,2-DCE	ND	1.0		µg/L	1	5/10/2016 3:53:06 AM	C34086
cis-1,3-Dichloropropene	ND	1.0		µg/L	1	5/10/2016 3:53:06 AM	C34086
1,2-Dibromo-3-chloropropane	ND	2.0		µg/L	1	5/10/2016 3:53:06 AM	C34086
Dibromochloromethane	ND	1.0		µg/L	1	5/10/2016 3:53:06 AM	C34086
Dibromomethane	ND	1.0		µg/L	1	5/10/2016 3:53:06 AM	C34086
1,2-Dichlorobenzene	ND	1.0		µg/L	1	5/10/2016 3:53:06 AM	C34086
1,3-Dichlorobenzene	ND	1.0		µg/L	1	5/10/2016 3:53:06 AM	C34086
1,4-Dichlorobenzene	ND	1.0		µg/L	1	5/10/2016 3:53:06 AM	C34086
Dichlorodifluoromethane	ND	1.0		µg/L	1	5/10/2016 3:53:06 AM	C34086
1,1-Dichloroethane	ND	1.0		µg/L	1	5/10/2016 3:53:06 AM	C34086
1,1-Dichloroethene	ND	1.0		µg/L	1	5/10/2016 3:53:06 AM	C34086
1,2-Dichloropropane	ND	1.0		µg/L	1	5/10/2016 3:53:06 AM	C34086
1,3-Dichloropropane	ND	1.0		µg/L	1	5/10/2016 3:53:06 AM	C34086
2,2-Dichloropropane	ND	2.0		µg/L	1	5/10/2016 3:53:06 AM	C34086

Refer to the QC Summary report and sample login checklist for flagged QC data and preservation information.

Qualifiers:

*	Value exceeds Maximum Contaminant Level.	B	Analyte detected in the associated Method Blank
D	Sample Diluted Due to Matrix	E	Value above quantitation range
H	Holding times for preparation or analysis exceeded	J	Analyte detected below quantitation limits
ND	Not Detected at the Reporting Limit	P	Sample pH Not In Range
R	RPD outside accepted recovery limits	RL	Reporting Detection Limit
S	% Recovery outside of range due to dilution or matrix	W	Sample container temperature is out of limit as specified

Hall Environmental Analysis Laboratory, Inc.

CLIENT: Public Service Company
Project: Person Generating Station
Lab ID: 1604C85-009
Matrix: TRIP BLANK
Client Sample ID: Trip Blank
Collection Date:
Received Date: 4/28/2016 4:53:00 PM

Analyses	Result	PQL	Qual	Units	DF	Date Analyzed	Batch
EPA METHOD 8260B: VOLATILES						Analyst: **DJF**	
1,1-Dichloropropene	ND	1.0		µg/L	1	5/10/2016 3:53:06 AM	C34086
Hexachlorobutadiene	ND	1.0		µg/L	1	5/10/2016 3:53:06 AM	C34086
2-Hexanone	ND	10		µg/L	1	5/10/2016 3:53:06 AM	C34086
Isopropylbenzene	ND	1.0		µg/L	1	5/10/2016 3:53:06 AM	C34086
4-Isopropyltoluene	ND	1.0		µg/L	1	5/10/2016 3:53:06 AM	C34086
4-Methyl-2-pentanone	ND	10		µg/L	1	5/10/2016 3:53:06 AM	C34086
Methylene Chloride	ND	3.0		µg/L	1	5/10/2016 3:53:06 AM	C34086
n-Butylbenzene	ND	3.0		µg/L	1	5/10/2016 3:53:06 AM	C34086
n-Propylbenzene	ND	1.0		µg/L	1	5/10/2016 3:53:06 AM	C34086
sec-Butylbenzene	ND	1.0		µg/L	1	5/10/2016 3:53:06 AM	C34086
Styrene	ND	1.0		µg/L	1	5/10/2016 3:53:06 AM	C34086
tert-Butylbenzene	ND	1.0		µg/L	1	5/10/2016 3:53:06 AM	C34086
1,1,1,2-Tetrachloroethane	ND	1.0		µg/L	1	5/10/2016 3:53:06 AM	C34086
1,1,2,2-Tetrachloroethane	ND	2.0		µg/L	1	5/10/2016 3:53:06 AM	C34086
Tetrachloroethene (PCE)	ND	1.0		µg/L	1	5/10/2016 3:53:06 AM	C34086
trans-1,2-DCE	ND	1.0		µg/L	1	5/10/2016 3:53:06 AM	C34086
trans-1,3-Dichloropropene	ND	1.0		µg/L	1	5/10/2016 3:53:06 AM	C34086
1,2,3-Trichlorobenzene	ND	1.0		µg/L	1	5/10/2016 3:53:06 AM	C34086
1,2,4-Trichlorobenzene	ND	1.0		µg/L	1	5/10/2016 3:53:06 AM	C34086
1,1,1-Trichloroethane	ND	1.0		µg/L	1	5/10/2016 3:53:06 AM	C34086
1,1,2-Trichloroethane	ND	1.0		µg/L	1	5/10/2016 3:53:06 AM	C34086
Trichloroethene (TCE)	ND	1.0		µg/L	1	5/10/2016 3:53:06 AM	C34086
Trichlorofluoromethane	ND	1.0		µg/L	1	5/10/2016 3:53:06 AM	C34086
1,2,3-Trichloropropane	ND	2.0		µg/L	1	5/10/2016 3:53:06 AM	C34086
Vinyl chloride	ND	1.0		µg/L	1	5/10/2016 3:53:06 AM	C34086
Xylenes, Total	ND	1.5		µg/L	1	5/10/2016 3:53:06 AM	C34086
Surr: 1,2-Dichloroethane-d4	104	70-130		%Rec	1	5/10/2016 3:53:06 AM	C34086
Surr: 4-Bromofluorobenzene	109	70-130		%Rec	1	5/10/2016 3:53:06 AM	C34086
Surr: Dibromofluoromethane	106	70-130		%Rec	1	5/10/2016 3:53:06 AM	C34086
Surr: Toluene-d8	98.9	70-130		%Rec	1	5/10/2016 3:53:06 AM	C34086

Refer to the QC Summary report and sample login checklist for flagged QC data and preservation information.

Qualifiers:

*	Value exceeds Maximum Contaminant Level.	B	Analyte detected in the associated Method Blank
D	Sample Diluted Due to Matrix	E	Value above quantitation range
H	Holding times for preparation or analysis exceeded	J	Analyte detected below quantitation limits
ND	Not Detected at the Reporting Limit	P	Sample pH Not In Range
R	RPD outside accepted recovery limits	RL	Reporting Detection Limit
S	% Recovery outside of range due to dilution or matrix	W	Sample container temperature is out of limit as specified

QC SUMMARY REPORT

Hall Environmental Analysis Laboratory, Inc.

WO#: **1604C85**

11-May-16

Client: Public Service Company
Project: Person Generating Station

Sample ID **100ng lcs** SampType: **LCS** TestCode: **EPA Method 8260B: VOLATILES**
Client ID: **LCSW** Batch ID: **R34023** RunNo: **34023**
Prep Date: Analysis Date: **5/5/2016** SeqNo: **1048352** Units: **µg/L**

Analyte	Result	PQL	SPK value	SPK Ref Val	%REC	LowLimit	HighLimit	%RPD	RPDLimit	Qual
Benzene	21	1.0	20.00	0	105	70	130			
Toluene	20	1.0	20.00	0	101	70	130			
Chlorobenzene	19	1.0	20.00	0	95.6	70	130			
1,1-Dichloroethene	21	1.0	20.00	0	106	70	130			
Trichloroethene (TCE)	20	1.0	20.00	0	101	70	130			
Surr: 1,2-Dichloroethane-d4	11		10.00		107	70	130			
Surr: 4-Bromofluorobenzene	10		10.00		100	70	130			
Surr: Dibromofluoromethane	10		10.00		101	70	130			
Surr: Toluene-d8	9.6		10.00		95.9	70	130			

Sample ID **rb** SampType: **MBLK** TestCode: **EPA Method 8260B: VOLATILES**
Client ID: **PBW** Batch ID: **R34023** RunNo: **34023**
Prep Date: Analysis Date: **5/5/2016** SeqNo: **1048353** Units: **µg/L**

Analyte	Result	PQL	SPK value	SPK Ref Val	%REC	LowLimit	HighLimit	%RPD	RPDLimit	Qual
Benzene	ND	1.0								
Toluene	ND	1.0								
Ethylbenzene	ND	1.0								
Methyl tert-butyl ether (MTBE)	ND	1.0								
1,2,4-Trimethylbenzene	ND	1.0								
1,3,5-Trimethylbenzene	ND	1.0								
1,2-Dichloroethane (EDC)	ND	1.0								
1,2-Dibromoethane (EDB)	ND	1.0								
Naphthalene	ND	2.0								
1-Methylnaphthalene	ND	4.0								
2-Methylnaphthalene	ND	4.0								
Acetone	ND	10								
Bromobenzene	ND	1.0								
Bromodichloromethane	ND	1.0								
Bromoform	ND	1.0								
Bromomethane	ND	3.0								
2-Butanone	ND	10								
Carbon disulfide	ND	10								
Carbon Tetrachloride	ND	1.0								
Chlorobenzene	ND	1.0								
Chloroethane	ND	2.0								
Chloroform	ND	1.0								
Chloromethane	ND	3.0								
2-Chlorotoluene	ND	1.0								

Qualifiers:

*	Value exceeds Maximum Contaminant Level.	B	Analyte detected in the associated Method Blank
D	Sample Diluted Due to Matrix	E	Value above quantitation range
H	Holding times for preparation or analysis exceeded	J	Analyte detected below quantitation limits
ND	Not Detected at the Reporting Limit	P	Sample pH Not In Range
R	RPD outside accepted recovery limits	RL	Reporting Detection Limit
S	% Recovery outside of range due to dilution or matrix	W	Sample container temperature is out of limit as specified

QC SUMMARY REPORT

Hall Environmental Analysis Laboratory, Inc.

WO#: **1604C85**

11-May-16

Client: Public Service Company
Project: Person Generating Station

Sample ID **rb**	SampType: **MBLK**	TestCode: **EPA Method 8260B: VOLATILES**	
Client ID: **PBW**	Batch ID: **R34023**	RunNo: **34023**	
Prep Date:	Analysis Date: **5/5/2016**	SeqNo: **1048353**	Units: **µg/L**

Analyte	Result	PQL	SPK value	SPK Ref Val	%REC	LowLimit	HighLimit	%RPD	RPDLimit	Qual
4-Chlorotoluene	ND	1.0								
cis-1,2-DCE	ND	1.0								
cis-1,3-Dichloropropene	ND	1.0								
1,2-Dibromo-3-chloropropane	ND	2.0								
Dibromochloromethane	ND	1.0								
Dibromomethane	ND	1.0								
1,2-Dichlorobenzene	ND	1.0								
1,3-Dichlorobenzene	ND	1.0								
1,4-Dichlorobenzene	ND	1.0								
Dichlorodifluoromethane	ND	1.0								
1,1-Dichloroethane	ND	1.0								
1,1-Dichloroethene	ND	1.0								
1,2-Dichloropropane	ND	1.0								
1,3-Dichloropropane	ND	1.0								
2,2-Dichloropropane	ND	2.0								
1,1-Dichloropropene	ND	1.0								
Hexachlorobutadiene	ND	1.0								
2-Hexanone	ND	10								
Isopropylbenzene	ND	1.0								
4-Isopropyltoluene	ND	1.0								
4-Methyl-2-pentanone	ND	10								
Methylene Chloride	ND	3.0								
n-Butylbenzene	ND	3.0								
n-Propylbenzene	ND	1.0								
sec-Butylbenzene	ND	1.0								
Styrene	ND	1.0								
tert-Butylbenzene	ND	1.0								
1,1,1,2-Tetrachloroethane	ND	1.0								
1,1,2,2-Tetrachloroethane	ND	2.0								
Tetrachloroethene (PCE)	ND	1.0								
trans-1,2-DCE	ND	1.0								
trans-1,3-Dichloropropene	ND	1.0								
1,2,3-Trichlorobenzene	ND	1.0								
1,2,4-Trichlorobenzene	ND	1.0								
1,1,1-Trichloroethane	ND	1.0								
1,1,2-Trichloroethane	ND	1.0								
Trichloroethene (TCE)	ND	1.0								
Trichlorofluoromethane	ND	1.0								
1,2,3-Trichloropropane	ND	2.0								

Qualifiers:

*	Value exceeds Maximum Contaminant Level.	B	Analyte detected in the associated Method Blank
D	Sample Diluted Due to Matrix	E	Value above quantitation range
H	Holding times for preparation or analysis exceeded	J	Analyte detected below quantitation limits
ND	Not Detected at the Reporting Limit	P	Sample pH Not In Range
R	RPD outside accepted recovery limits	RL	Reporting Detection Limit
S	% Recovery outside of range due to dilution or matrix	W	Sample container temperature is out of limit as specified

QC SUMMARY REPORT

Hall Environmental Analysis Laboratory, Inc.

WO#: **1604C85**

11-May-16

Client: Public Service Company
Project: Person Generating Station

Sample ID **rb** SampType: **MBLK** TestCode: **EPA Method 8260B: VOLATILES**
Client ID: **PBW** Batch ID: **R34023** RunNo: **34023**
Prep Date: Analysis Date: **5/5/2016** SeqNo: **1048353** Units: **µg/L**

Analyte	Result	PQL	SPK value	SPK Ref Val	%REC	LowLimit	HighLimit	%RPD	RPDLimit	Qual
Vinyl chloride	ND	1.0								
Xylenes, Total	ND	1.5								
Surr: 1,2-Dichloroethane-d4	9.4		10.00		94.3	70	130			
Surr: 4-Bromofluorobenzene	10		10.00		100	70	130			
Surr: Dibromofluoromethane	9.6		10.00		96.1	70	130			
Surr: Toluene-d8	10		10.00		103	70	130			

Sample ID **rb2** SampType: **MBLK** TestCode: **EPA Method 8260B: VOLATILES**
Client ID: **PBW** Batch ID: **C34086** RunNo: **34086**
Prep Date: Analysis Date: **5/9/2016** SeqNo: **1050699** Units: **µg/L**

Analyte	Result	PQL	SPK value	SPK Ref Val	%REC	LowLimit	HighLimit	%RPD	RPDLimit	Qual
Benzene	ND	1.0								
Toluene	ND	1.0								
Ethylbenzene	ND	1.0								
Methyl tert-butyl ether (MTBE)	ND	1.0								
1,2,4-Trimethylbenzene	ND	1.0								
1,3,5-Trimethylbenzene	ND	1.0								
1,2-Dichloroethane (EDC)	ND	1.0								
1,2-Dibromoethane (EDB)	ND	1.0								
Naphthalene	ND	2.0								
1-Methylnaphthalene	ND	4.0								
2-Methylnaphthalene	ND	4.0								
Acetone	ND	10								
Bromobenzene	ND	1.0								
Bromodichloromethane	ND	1.0								
Bromoform	ND	1.0								
Bromomethane	ND	3.0								
2-Butanone	ND	10								
Carbon disulfide	ND	10								
Carbon Tetrachloride	ND	1.0								
Chlorobenzene	ND	1.0								
Chloroethane	ND	2.0								
Chloroform	ND	1.0								
Chloromethane	ND	3.0								
2-Chlorotoluene	ND	1.0								
4-Chlorotoluene	ND	1.0								
cis-1,2-DCE	ND	1.0								
cis-1,3-Dichloropropene	ND	1.0								

Qualifiers:

*	Value exceeds Maximum Contaminant Level.	B	Analyte detected in the associated Method Blank
D	Sample Diluted Due to Matrix	E	Value above quantitation range
H	Holding times for preparation or analysis exceeded	J	Analyte detected below quantitation limits
ND	Not Detected at the Reporting Limit	P	Sample pH Not In Range
R	RPD outside accepted recovery limits	RL	Reporting Detection Limit
S	% Recovery outside of range due to dilution or matrix	W	Sample container temperature is out of limit as specified

QC SUMMARY REPORT

Hall Environmental Analysis Laboratory, Inc.

WO#: **1604C85**

11-May-16

Client: Public Service Company
Project: Person Generating Station

Sample ID **rb2**	SampType: **MBLK**	TestCode: **EPA Method 8260B: VOLATILES**	
Client ID: **PBW**	Batch ID: **C34086**	RunNo: **34086**	
Prep Date:	Analysis Date: **5/9/2016**	SeqNo: **1050699**	Units: **µg/L**

Analyte	Result	PQL	SPK value	SPK Ref Val	%REC	LowLimit	HighLimit	%RPD	RPDLimit	Qual
1,2-Dibromo-3-chloropropane	ND	2.0								
Dibromochloromethane	ND	1.0								
Dibromomethane	ND	1.0								
1,2-Dichlorobenzene	ND	1.0								
1,3-Dichlorobenzene	ND	1.0								
1,4-Dichlorobenzene	ND	1.0								
Dichlorodifluoromethane	ND	1.0								
1,1-Dichloroethane	ND	1.0								
1,1-Dichloroethene	ND	1.0								
1,2-Dichloropropane	ND	1.0								
1,3-Dichloropropane	ND	1.0								
2,2-Dichloropropane	ND	2.0								
1,1-Dichloropropene	ND	1.0								
Hexachlorobutadiene	ND	1.0								
2-Hexanone	ND	10								
Isopropylbenzene	ND	1.0								
4-Isopropyltoluene	ND	1.0								
4-Methyl-2-pentanone	ND	10								
Methylene Chloride	ND	3.0								
n-Butylbenzene	ND	3.0								
n-Propylbenzene	ND	1.0								
sec-Butylbenzene	ND	1.0								
Styrene	ND	1.0								
tert-Butylbenzene	ND	1.0								
1,1,1,2-Tetrachloroethane	ND	1.0								
1,1,2,2-Tetrachloroethane	ND	2.0								
Tetrachloroethene (PCE)	ND	1.0								
trans-1,2-DCE	ND	1.0								
trans-1,3-Dichloropropene	ND	1.0								
1,2,3-Trichlorobenzene	ND	1.0								
1,2,4-Trichlorobenzene	ND	1.0								
1,1,1-Trichloroethane	ND	1.0								
1,1,2-Trichloroethane	ND	1.0								
Trichloroethene (TCE)	ND	1.0								
Trichlorofluoromethane	ND	1.0								
1,2,3-Trichloropropane	ND	2.0								
Vinyl chloride	ND	1.0								
Xylenes, Total	ND	1.5								
Surr: 1,2-Dichloroethane-d4	11		10.00		107	70	130			

Qualifiers:

*	Value exceeds Maximum Contaminant Level.	B	Analyte detected in the associated Method Blank
D	Sample Diluted Due to Matrix	E	Value above quantitation range
H	Holding times for preparation or analysis exceeded	J	Analyte detected below quantitation limits
ND	Not Detected at the Reporting Limit	P	Sample pH Not In Range
R	RPD outside accepted recovery limits	RL	Reporting Detection Limit
S	% Recovery outside of range due to dilution or matrix	W	Sample container temperature is out of limit as specified

QC SUMMARY REPORT

Hall Environmental Analysis Laboratory, Inc.

WO#: **1604C85**

11-May-16

Client: Public Service Company
Project: Person Generating Station

Sample ID **rb2** SampType: **MBLK** TestCode: **EPA Method 8260B: VOLATILES**
Client ID: **PBW** Batch ID: **C34086** RunNo: **34086**
Prep Date: Analysis Date: **5/9/2016** SeqNo: **1050699** Units: **µg/L**

Analyte	Result	PQL	SPK value	SPK Ref Val	%REC	LowLimit	HighLimit	%RPD	RPDLimit	Qual
Surr: 4-Bromofluorobenzene	11		10.00		110	70	130			
Surr: Dibromofluoromethane	11		10.00		110	70	130			
Surr: Toluene-d8	10		10.00		102	70	130			

Sample ID **100ng lcs2** SampType: **LCS** TestCode: **EPA Method 8260B: VOLATILES**
Client ID: **LCSW** Batch ID: **C34086** RunNo: **34086**
Prep Date: Analysis Date: **5/9/2016** SeqNo: **1050700** Units: **µg/L**

Analyte	Result	PQL	SPK value	SPK Ref Val	%REC	LowLimit	HighLimit	%RPD	RPDLimit	Qual
Benzene	22	1.0	20.00	0	109	70	130			
Toluene	20	1.0	20.00	0	99.0	70	130			
Chlorobenzene	20	1.0	20.00	0	100	70	130			
1,1-Dichloroethene	22	1.0	20.00	0	111	70	130			
Trichloroethene (TCE)	21	1.0	20.00	0	103	70	130			
Surr: 1,2-Dichloroethane-d4	11		10.00		105	70	130			
Surr: 4-Bromofluorobenzene	11		10.00		109	70	130			
Surr: Dibromofluoromethane	11		10.00		108	70	130			
Surr: Toluene-d8	10		10.00		100	70	130			

Sample ID **1604c85-006a ms2** SampType: **MS** TestCode: **EPA Method 8260B: VOLATILES**
Client ID: **PSMW-10** Batch ID: **C34086** RunNo: **34086**
Prep Date: Analysis Date: **5/10/2016** SeqNo: **1050702** Units: **µg/L**

Analyte	Result	PQL	SPK value	SPK Ref Val	%REC	LowLimit	HighLimit	%RPD	RPDLimit	Qual
Benzene	23	1.0	20.00	0	113	70	130			
Toluene	20	1.0	20.00	0	99.8	70	130			
Chlorobenzene	19	1.0	20.00	0	97.5	70	130			
1,1-Dichloroethene	22	1.0	20.00	0.2818	110	70	130			
Trichloroethene (TCE)	21	1.0	20.00	0	104	70	130			
Surr: 1,2-Dichloroethane-d4	11		10.00		106	70	130			
Surr: 4-Bromofluorobenzene	10		10.00		104	70	130			
Surr: Dibromofluoromethane	11		10.00		112	70	130			
Surr: Toluene-d8	9.9		10.00		99.2	70	130			

Sample ID **1604c85-006a msd2** SampType: **MSD** TestCode: **EPA Method 8260B: VOLATILES**
Client ID: **PSMW-10** Batch ID: **C34086** RunNo: **34086**
Prep Date: Analysis Date: **5/10/2016** SeqNo: **1050703** Units: **µg/L**

Analyte	Result	PQL	SPK value	SPK Ref Val	%REC	LowLimit	HighLimit	%RPD	RPDLimit	Qual
Benzene	22	1.0	20.00	0	111	70	130	1.64	20	

Qualifiers:

*	Value exceeds Maximum Contaminant Level.	B	Analyte detected in the associated Method Blank
D	Sample Diluted Due to Matrix	E	Value above quantitation range
H	Holding times for preparation or analysis exceeded	J	Analyte detected below quantitation limits
ND	Not Detected at the Reporting Limit	P	Sample pH Not In Range
R	RPD outside accepted recovery limits	RL	Reporting Detection Limit
S	% Recovery outside of range due to dilution or matrix	W	Sample container temperature is out of limit as specified

QC SUMMARY REPORT

Hall Environmental Analysis Laboratory, Inc.

WO#: **1604C85**

11-May-16

Client: Public Service Company

Project: Person Generating Station

Sample ID **1604c85-006a msd2** SampType: **MSD** TestCode: **EPA Method 8260B: VOLATILES**

Client ID: **PSMW-10** Batch ID: **C34086** RunNo: **34086**

Prep Date: Analysis Date: **5/10/2016** SeqNo: **1050703** Units: **µg/L**

Analyte	Result	PQL	SPK value	SPK Ref Val	%REC	LowLimit	HighLimit	%RPD	RPDLimit	Qual
Toluene	20	1.0	20.00	0	97.9	70	130	1.93	20	
Chlorobenzene	20	1.0	20.00	0	98.3	70	130	0.872	20	
1,1-Dichloroethene	21	1.0	20.00	0.2818	105	70	130	4.72	20	
Trichloroethene (TCE)	20	1.0	20.00	0	101	70	130	3.45	20	
Surr: 1,2-Dichloroethane-d4	11		10.00		107	70	130	0	0	
Surr: 4-Bromofluorobenzene	10		10.00		105	70	130	0	0	
Surr: Dibromofluoromethane	11		10.00		114	70	130	0	0	
Surr: Toluene-d8	10		10.00		99.7	70	130	0	0	

Qualifiers:

*	Value exceeds Maximum Contaminant Level.	B	Analyte detected in the associated Method Blank
D	Sample Diluted Due to Matrix	E	Value above quantitation range
H	Holding times for preparation or analysis exceeded	J	Analyte detected below quantitation limits
ND	Not Detected at the Reporting Limit	P	Sample pH Not In Range
R	RPD outside accepted recovery limits	RL	Reporting Detection Limit
S	% Recovery outside of range due to dilution or matrix	W	Sample container temperature is out of limit as specified

HALL ENVIRONMENTAL ANALYSIS LABORATORY

Hall Environmental Analysis Laboratory
4901 Hawkins NE
Albuquerque, NM 87109
TEL: 505-345-3975 FAX: 505-345-4107
Website: www.hallenvironmental.com

Sample Log-In Check List

Client Name: **PNM Aztec** Work Order Number: **1604C85** RcptNo: 1

Received by/date: AG 04/28/16

Logged By: **Lindsay Mangin** **4/28/2016 4:53:00 PM**

Completed By: **Lindsay Mangin** **4/29/2016 9:37:29 AM**

Reviewed By: 04/29/16

Chain of Custody

1. Custody seals intact on sample bottles? Yes ☐ No ☐ Not Present ☑
2. Is Chain of Custody complete? Yes ☑ No ☐ Not Present ☐
3. How was the sample delivered? Client

Log In

4. Was an attempt made to cool the samples? Yes ☑ No ☐ NA ☐
5. Were all samples received at a temperature of >0° C to 6.0°C Yes ☑ No ☐ NA ☐
6. Sample(s) in proper container(s)? Yes ☑ No ☐
7. Sufficient sample volume for indicated test(s)? Yes ☑ No ☐
8. Are samples (except VOA and ONG) properly preserved? Yes ☑ No ☐
9. Was preservative added to bottles? Yes ☐ No ☑ NA ☐
10. VOA vials have zero headspace? Yes ☑ No ☐ No VOA Vials ☐
11. Were any sample containers received broken? Yes ☐ No ☑
12. Does paperwork match bottle labels? Yes ☑ No ☐ # of preserved bottles checked for pH: (<2 or >12 unless noted)
    (Note discrepancies on chain of custody)
13. Are matrices correctly identified on Chain of Custody? Yes ☑ No ☐ Adjusted?
14. Is it clear what analyses were requested? Yes ☑ No ☐
15. Were all holding times able to be met? Yes ☑ No ☐ Checked by:
    (If no, notify customer for authorization.)

Special Handling (if applicable)

16. Was client notified of all discrepancies with this order? Yes ☐ No ☐ NA ☑

Person Notified: Date:

By Whom: Via: ☐ eMail ☐ Phone ☐ Fax ☐ In Person

Regarding:

Client Instructions:

17. Additional remarks:

18. Cooler Information

Cooler No	Temp °C	Condition	Seal Intact	Seal No	Seal Date	Signed By
1	3.0	Good	Not Present			

Chain-of-Custody Record

Client: PNM John Hale MS 2100

Mailing Address: 2401 AZTEC RD NE
Albuquerque, NM 87107

Phone #: 241 2014

Email or Fax#: John.hale@PNMResources.com

QA/QC Package:
☒ Standard ☐ Level 4 (Full Validation)

Accreditation
☒ NELAP ☐ Other _____

EDD (Type) _____

Turn-Around Time:
☒ Standard ☐ Rush _____

Project Name: Person Generating Station

Project #: Semi Annual Spring 2016

Project Manager: John Hale

Sampler: Mark Sikelianos

On Ice: ☒ Yes ☐ No

Sample Temperature: 4-6

HALL ENVIRONMENTAL ANALYSIS LABORATORY

www.hallenvironmental.com

4901 Hawkins NE - Albuquerque, NM 87109

Tel. 505-345-3975 Fax 505-345-4107

Analysis Request

Date	Time	Matrix	Sample Request ID	Container Type and #	Preservative Type	HEAL No. 1604C84	BTEX + MTBE + TMB's (8021)	BTEX + MTBE + TPH (Gas only)	TPH 8015B (GRO / DRO / MRO)	TPH (Method 418.1)	EDB (Method 504.1)	PAH's (8310 or 8270 SIMS)	RCRA 8 Metals	Anions (F,Cl,NO_3,NO_2,PO_4,SO_4)	8081 Pesticides / 8082 PCB's	8260B (VOA)	8270 (Semi-VOA)					Air Bubbles (Y or N)
4/28/16	1040	Groundwater	PSMW-1R	3-40mL VOAs	HCl	-001										X						
"	1045	"	PSMW-A	"		-002										X						
"	1218	"	PSMW-8B	"		-003										X						
"	1223	"	PSMW-4B	"		-004										X						
"	1412	"	PSMW-7R	"		-005										X						
"	1510	"	PSMW-10	"		-006										X						
"	1515	"	PSMW-J	"		-007										X						
"	1558	"	PSMW-13A	"		-008										X						
			Trip Blank			-009										X						

Date:	Time:	Relinquished by:	Received by:	Date	Time
4/28/16	1653			04/28/16	1653
Date:	Time:	Relinquished by:	Received by:	Date	Time

Remarks:

If necessary, samples submitted to Hall Environmental may be subcontracted to other accredited laboratories. This serves as notice of this possibility. Any sub-contracted data will be clearly notated on the analytical report.

HALL
ENVIRONMENTAL
ANALYSIS
LABORATORY

Hall Environmental Analysis Laboratory
4901 Hawkins NE
Albuquerque, NM 87109
TEL: 505-345-3975 FAX: 505-345-4107
Website: www.hallenvironmental.com

May 11, 2016

John Hale
Public Service Company
2401 Aztec, NE #Z110
Albuquerque, NM 87107
TEL: (505) 241-2014
FAX (505) 241-4306

RE: Person Generating Station OrderNo.: 1605125

Dear John Hale:

Hall Environmental Analysis Laboratory received 6 sample(s) on 5/3/2016 for the analyses presented in the following report.

These were analyzed according to EPA procedures or equivalent. To access our accredited tests please go to www.hallenvironmental.com or the state specific web sites. In order to properly interpret your results it is imperative that you review this report in its entirety. See the sample checklist and/or the Chain of Custody for information regarding the sample receipt temperature and preservation. Data qualifiers or a narrative will be provided if the sample analysis or analytical quality control parameters require a flag. When necessary, data qualifers are provided on both the sample analysis report and the QC summary report, both sections should be reviewed. All samples are reported, as received, unless otherwise indicated. Lab measurement of analytes considered field parameters that require analysis within 15 minutes of sampling such as pH and residual chlorine are qualified as being analyzed outside of the recommended holding time.

Please don't hesitate to contact HEAL for any additional information or clarifications.

ADHS Cert #AZ0682 -- NMED-DWB Cert #NM9425 -- NMED-Micro Cert #NM0190

Sincerely,

Andy Freeman
Laboratory Manager
4901 Hawkins NE
Albuquerque, NM 87109

Analytical Report
Lab Order **1605125**
Date Reported: **5/11/2016**

Hall Environmental Analysis Laboratory, Inc.

CLIENT: Public Service Company
Project: Person Generating Station
Lab ID: 1605125-001 **Matrix:** AQUEOUS

Client Sample ID: PSMW-VEW
Collection Date: 5/3/2016 3:30:00 PM
Received Date: 5/3/2016 4:40:00 PM

Analyses	Result	PQL	Qual	Units	DF	Date Analyzed	Batch
EPA METHOD 8260B: VOLATILES						Analyst: **DJF**	
Benzene	ND	1.0		µg/L	1	5/10/2016 4:21:24 AM	C34086
Toluene	ND	1.0		µg/L	1	5/10/2016 4:21:24 AM	C34086
Ethylbenzene	ND	1.0		µg/L	1	5/10/2016 4:21:24 AM	C34086
Methyl tert-butyl ether (MTBE)	ND	1.0		µg/L	1	5/10/2016 4:21:24 AM	C34086
1,2,4-Trimethylbenzene	ND	1.0		µg/L	1	5/10/2016 4:21:24 AM	C34086
1,3,5-Trimethylbenzene	ND	1.0		µg/L	1	5/10/2016 4:21:24 AM	C34086
1,2-Dichloroethane (EDC)	ND	1.0		µg/L	1	5/10/2016 4:21:24 AM	C34086
1,2-Dibromoethane (EDB)	ND	1.0		µg/L	1	5/10/2016 4:21:24 AM	C34086
Naphthalene	ND	2.0		µg/L	1	5/10/2016 4:21:24 AM	C34086
1-Methylnaphthalene	ND	4.0		µg/L	1	5/10/2016 4:21:24 AM	C34086
2-Methylnaphthalene	ND	4.0		µg/L	1	5/10/2016 4:21:24 AM	C34086
Acetone	ND	10		µg/L	1	5/10/2016 4:21:24 AM	C34086
Bromobenzene	ND	1.0		µg/L	1	5/10/2016 4:21:24 AM	C34086
Bromodichloromethane	ND	1.0		µg/L	1	5/10/2016 4:21:24 AM	C34086
Bromoform	ND	1.0		µg/L	1	5/10/2016 4:21:24 AM	C34086
Bromomethane	ND	3.0		µg/L	1	5/10/2016 4:21:24 AM	C34086
2-Butanone	ND	10		µg/L	1	5/10/2016 4:21:24 AM	C34086
Carbon disulfide	ND	10		µg/L	1	5/10/2016 4:21:24 AM	C34086
Carbon Tetrachloride	ND	1.0		µg/L	1	5/10/2016 4:21:24 AM	C34086
Chlorobenzene	ND	1.0		µg/L	1	5/10/2016 4:21:24 AM	C34086
Chloroethane	ND	2.0		µg/L	1	5/10/2016 4:21:24 AM	C34086
Chloroform	ND	1.0		µg/L	1	5/10/2016 4:21:24 AM	C34086
Chloromethane	ND	3.0		µg/L	1	5/10/2016 4:21:24 AM	C34086
2-Chlorotoluene	ND	1.0		µg/L	1	5/10/2016 4:21:24 AM	C34086
4-Chlorotoluene	ND	1.0		µg/L	1	5/10/2016 4:21:24 AM	C34086
cis-1,2-DCE	ND	1.0		µg/L	1	5/10/2016 4:21:24 AM	C34086
cis-1,3-Dichloropropene	ND	1.0		µg/L	1	5/10/2016 4:21:24 AM	C34086
1,2-Dibromo-3-chloropropane	ND	2.0		µg/L	1	5/10/2016 4:21:24 AM	C34086
Dibromochloromethane	ND	1.0		µg/L	1	5/10/2016 4:21:24 AM	C34086
Dibromomethane	ND	1.0		µg/L	1	5/10/2016 4:21:24 AM	C34086
1,2-Dichlorobenzene	ND	1.0		µg/L	1	5/10/2016 4:21:24 AM	C34086
1,3-Dichlorobenzene	ND	1.0		µg/L	1	5/10/2016 4:21:24 AM	C34086
1,4-Dichlorobenzene	ND	1.0		µg/L	1	5/10/2016 4:21:24 AM	C34086
Dichlorodifluoromethane	ND	1.0		µg/L	1	5/10/2016 4:21:24 AM	C34086
1,1-Dichloroethane	ND	1.0		µg/L	1	5/10/2016 4:21:24 AM	C34086
1,1-Dichloroethene	ND	1.0		µg/L	1	5/10/2016 4:21:24 AM	C34086
1,2-Dichloropropane	ND	1.0		µg/L	1	5/10/2016 4:21:24 AM	C34086
1,3-Dichloropropane	ND	1.0		µg/L	1	5/10/2016 4:21:24 AM	C34086
2,2-Dichloropropane	ND	2.0		µg/L	1	5/10/2016 4:21:24 AM	C34086

Refer to the QC Summary report and sample login checklist for flagged QC data and preservation information.

Qualifiers:

*	Value exceeds Maximum Contaminant Level.	B	Analyte detected in the associated Method Blank
D	Sample Diluted Due to Matrix	E	Value above quantitation range
H	Holding times for preparation or analysis exceeded	J	Analyte detected below quantitation limits
ND	Not Detected at the Reporting Limit	P	Sample pH Not In Range
R	RPD outside accepted recovery limits	RL	Reporting Detection Limit
S	% Recovery outside of range due to dilution or matrix	W	Sample container temperature is out of limit as specified

Hall Environmental Analysis Laboratory, Inc.

CLIENT: Public Service Company
Project: Person Generating Station
Lab ID: 1605125-001
Matrix: AQUEOUS
Client Sample ID: PSMW-VEW
Collection Date: 5/3/2016 3:30:00 PM
Received Date: 5/3/2016 4:40:00 PM

Analyses	Result	PQL	Qual	Units	DF	Date Analyzed	Batch
EPA METHOD 8260B: VOLATILES						Analyst: **DJF**	
1,1-Dichloropropene	ND	1.0		µg/L	1	5/10/2016 4:21:24 AM	C34086
Hexachlorobutadiene	ND	1.0		µg/L	1	5/10/2016 4:21:24 AM	C34086
2-Hexanone	ND	10		µg/L	1	5/10/2016 4:21:24 AM	C34086
Isopropylbenzene	ND	1.0		µg/L	1	5/10/2016 4:21:24 AM	C34086
4-Isopropyltoluene	ND	1.0		µg/L	1	5/10/2016 4:21:24 AM	C34086
4-Methyl-2-pentanone	ND	10		µg/L	1	5/10/2016 4:21:24 AM	C34086
Methylene Chloride	ND	3.0		µg/L	1	5/10/2016 4:21:24 AM	C34086
n-Butylbenzene	ND	3.0		µg/L	1	5/10/2016 4:21:24 AM	C34086
n-Propylbenzene	ND	1.0		µg/L	1	5/10/2016 4:21:24 AM	C34086
sec-Butylbenzene	ND	1.0		µg/L	1	5/10/2016 4:21:24 AM	C34086
Styrene	ND	1.0		µg/L	1	5/10/2016 4:21:24 AM	C34086
tert-Butylbenzene	ND	1.0		µg/L	1	5/10/2016 4:21:24 AM	C34086
1,1,1,2-Tetrachloroethane	ND	1.0		µg/L	1	5/10/2016 4:21:24 AM	C34086
1,1,2,2-Tetrachloroethane	ND	2.0		µg/L	1	5/10/2016 4:21:24 AM	C34086
Tetrachloroethene (PCE)	ND	1.0		µg/L	1	5/10/2016 4:21:24 AM	C34086
trans-1,2-DCE	ND	1.0		µg/L	1	5/10/2016 4:21:24 AM	C34086
trans-1,3-Dichloropropene	ND	1.0		µg/L	1	5/10/2016 4:21:24 AM	C34086
1,2,3-Trichlorobenzene	ND	1.0		µg/L	1	5/10/2016 4:21:24 AM	C34086
1,2,4-Trichlorobenzene	ND	1.0		µg/L	1	5/10/2016 4:21:24 AM	C34086
1,1,1-Trichloroethane	ND	1.0		µg/L	1	5/10/2016 4:21:24 AM	C34086
1,1,2-Trichloroethane	ND	1.0		µg/L	1	5/10/2016 4:21:24 AM	C34086
Trichloroethene (TCE)	ND	1.0		µg/L	1	5/10/2016 4:21:24 AM	C34086
Trichlorofluoromethane	ND	1.0		µg/L	1	5/10/2016 4:21:24 AM	C34086
1,2,3-Trichloropropane	ND	2.0		µg/L	1	5/10/2016 4:21:24 AM	C34086
Vinyl chloride	ND	1.0		µg/L	1	5/10/2016 4:21:24 AM	C34086
Xylenes, Total	ND	1.5		µg/L	1	5/10/2016 4:21:24 AM	C34086
Surr: 1,2-Dichloroethane-d4	104	70-130		%Rec	1	5/10/2016 4:21:24 AM	C34086
Surr: 4-Bromofluorobenzene	106	70-130		%Rec	1	5/10/2016 4:21:24 AM	C34086
Surr: Dibromofluoromethane	108	70-130		%Rec	1	5/10/2016 4:21:24 AM	C34086
Surr: Toluene-d8	98.9	70-130		%Rec	1	5/10/2016 4:21:24 AM	C34086

Refer to the QC Summary report and sample login checklist for flagged QC data and preservation information.

Qualifiers:

*	Value exceeds Maximum Contaminant Level.	B	Analyte detected in the associated Method Blank
D	Sample Diluted Due to Matrix	E	Value above quantitation range
H	Holding times for preparation or analysis exceeded	J	Analyte detected below quantitation limits
ND	Not Detected at the Reporting Limit	P	Sample pH Not In Range
R	RPD outside accepted recovery limits	RL	Reporting Detection Limit
S	% Recovery outside of range due to dilution or matrix	W	Sample container temperature is out of limit as specified

Hall Environmental Analysis Laboratory, Inc.

CLIENT: Public Service Company
Project: Person Generating Station
Lab ID: 1605125-002
Matrix: AQUEOUS
Client Sample ID: PSMW-EW-1
Collection Date: 5/3/2016 3:35:00 PM
Received Date: 5/3/2016 4:40:00 PM

Analyses	Result	PQL	Qual	Units	DF	Date Analyzed	Batch
EPA METHOD 8260B: VOLATILES						Analyst: **DJF**	
Benzene	ND	1.0		µg/L	1	5/10/2016 4:49:39 AM	C34086
Toluene	ND	1.0		µg/L	1	5/10/2016 4:49:39 AM	C34086
Ethylbenzene	ND	1.0		µg/L	1	5/10/2016 4:49:39 AM	C34086
Methyl tert-butyl ether (MTBE)	ND	1.0		µg/L	1	5/10/2016 4:49:39 AM	C34086
1,2,4-Trimethylbenzene	ND	1.0		µg/L	1	5/10/2016 4:49:39 AM	C34086
1,3,5-Trimethylbenzene	ND	1.0		µg/L	1	5/10/2016 4:49:39 AM	C34086
1,2-Dichloroethane (EDC)	ND	1.0		µg/L	1	5/10/2016 4:49:39 AM	C34086
1,2-Dibromoethane (EDB)	ND	1.0		µg/L	1	5/10/2016 4:49:39 AM	C34086
Naphthalene	ND	2.0		µg/L	1	5/10/2016 4:49:39 AM	C34086
1-Methylnaphthalene	ND	4.0		µg/L	1	5/10/2016 4:49:39 AM	C34086
2-Methylnaphthalene	ND	4.0		µg/L	1	5/10/2016 4:49:39 AM	C34086
Acetone	ND	10		µg/L	1	5/10/2016 4:49:39 AM	C34086
Bromobenzene	ND	1.0		µg/L	1	5/10/2016 4:49:39 AM	C34086
Bromodichloromethane	ND	1.0		µg/L	1	5/10/2016 4:49:39 AM	C34086
Bromoform	ND	1.0		µg/L	1	5/10/2016 4:49:39 AM	C34086
Bromomethane	ND	3.0		µg/L	1	5/10/2016 4:49:39 AM	C34086
2-Butanone	ND	10		µg/L	1	5/10/2016 4:49:39 AM	C34086
Carbon disulfide	ND	10		µg/L	1	5/10/2016 4:49:39 AM	C34086
Carbon Tetrachloride	ND	1.0		µg/L	1	5/10/2016 4:49:39 AM	C34086
Chlorobenzene	ND	1.0		µg/L	1	5/10/2016 4:49:39 AM	C34086
Chloroethane	ND	2.0		µg/L	1	5/10/2016 4:49:39 AM	C34086
Chloroform	ND	1.0		µg/L	1	5/10/2016 4:49:39 AM	C34086
Chloromethane	ND	3.0		µg/L	1	5/10/2016 4:49:39 AM	C34086
2-Chlorotoluene	ND	1.0		µg/L	1	5/10/2016 4:49:39 AM	C34086
4-Chlorotoluene	ND	1.0		µg/L	1	5/10/2016 4:49:39 AM	C34086
cis-1,2-DCE	ND	1.0		µg/L	1	5/10/2016 4:49:39 AM	C34086
cis-1,3-Dichloropropene	ND	1.0		µg/L	1	5/10/2016 4:49:39 AM	C34086
1,2-Dibromo-3-chloropropane	ND	2.0		µg/L	1	5/10/2016 4:49:39 AM	C34086
Dibromochloromethane	ND	1.0		µg/L	1	5/10/2016 4:49:39 AM	C34086
Dibromomethane	ND	1.0		µg/L	1	5/10/2016 4:49:39 AM	C34086
1,2-Dichlorobenzene	ND	1.0		µg/L	1	5/10/2016 4:49:39 AM	C34086
1,3-Dichlorobenzene	ND	1.0		µg/L	1	5/10/2016 4:49:39 AM	C34086
1,4-Dichlorobenzene	ND	1.0		µg/L	1	5/10/2016 4:49:39 AM	C34086
Dichlorodifluoromethane	ND	1.0		µg/L	1	5/10/2016 4:49:39 AM	C34086
1,1-Dichloroethane	ND	1.0		µg/L	1	5/10/2016 4:49:39 AM	C34086
1,1-Dichloroethene	ND	1.0		µg/L	1	5/10/2016 4:49:39 AM	C34086
1,2-Dichloropropane	ND	1.0		µg/L	1	5/10/2016 4:49:39 AM	C34086
1,3-Dichloropropane	ND	1.0		µg/L	1	5/10/2016 4:49:39 AM	C34086
2,2-Dichloropropane	ND	2.0		µg/L	1	5/10/2016 4:49:39 AM	C34086

Refer to the QC Summary report and sample login checklist for flagged QC data and preservation information.

Qualifiers:

*	Value exceeds Maximum Contaminant Level.	B	Analyte detected in the associated Method Blank
D	Sample Diluted Due to Matrix	E	Value above quantitation range
H	Holding times for preparation or analysis exceeded	J	Analyte detected below quantitation limits
ND	Not Detected at the Reporting Limit	P	Sample pH Not In Range
R	RPD outside accepted recovery limits	RL	Reporting Detection Limit
S	% Recovery outside of range due to dilution or matrix	W	Sample container temperature is out of limit as specified

Hall Environmental Analysis Laboratory, Inc.

CLIENT: Public Service Company
Project: Person Generating Station
Lab ID: 1605125-002
Matrix: AQUEOUS
Client Sample ID: PSMW-EW-1
Collection Date: 5/3/2016 3:35:00 PM
Received Date: 5/3/2016 4:40:00 PM

Analyses	Result	PQL	Qual	Units	DF	Date Analyzed	Batch
EPA METHOD 8260B: VOLATILES						Analyst: **DJF**	
1,1-Dichloropropene	ND	1.0		µg/L	1	5/10/2016 4:49:39 AM	C34086
Hexachlorobutadiene	ND	1.0		µg/L	1	5/10/2016 4:49:39 AM	C34086
2-Hexanone	ND	10		µg/L	1	5/10/2016 4:49:39 AM	C34086
Isopropylbenzene	ND	1.0		µg/L	1	5/10/2016 4:49:39 AM	C34086
4-Isopropyltoluene	ND	1.0		µg/L	1	5/10/2016 4:49:39 AM	C34086
4-Methyl-2-pentanone	ND	10		µg/L	1	5/10/2016 4:49:39 AM	C34086
Methylene Chloride	ND	3.0		µg/L	1	5/10/2016 4:49:39 AM	C34086
n-Butylbenzene	ND	3.0		µg/L	1	5/10/2016 4:49:39 AM	C34086
n-Propylbenzene	ND	1.0		µg/L	1	5/10/2016 4:49:39 AM	C34086
sec-Butylbenzene	ND	1.0		µg/L	1	5/10/2016 4:49:39 AM	C34086
Styrene	ND	1.0		µg/L	1	5/10/2016 4:49:39 AM	C34086
tert-Butylbenzene	ND	1.0		µg/L	1	5/10/2016 4:49:39 AM	C34086
1,1,1,2-Tetrachloroethane	ND	1.0		µg/L	1	5/10/2016 4:49:39 AM	C34086
1,1,2,2-Tetrachloroethane	ND	2.0		µg/L	1	5/10/2016 4:49:39 AM	C34086
Tetrachloroethene (PCE)	ND	1.0		µg/L	1	5/10/2016 4:49:39 AM	C34086
trans-1,2-DCE	ND	1.0		µg/L	1	5/10/2016 4:49:39 AM	C34086
trans-1,3-Dichloropropene	ND	1.0		µg/L	1	5/10/2016 4:49:39 AM	C34086
1,2,3-Trichlorobenzene	ND	1.0		µg/L	1	5/10/2016 4:49:39 AM	C34086
1,2,4-Trichlorobenzene	ND	1.0		µg/L	1	5/10/2016 4:49:39 AM	C34086
1,1,1-Trichloroethane	ND	1.0		µg/L	1	5/10/2016 4:49:39 AM	C34086
1,1,2-Trichloroethane	ND	1.0		µg/L	1	5/10/2016 4:49:39 AM	C34086
Trichloroethene (TCE)	ND	1.0		µg/L	1	5/10/2016 4:49:39 AM	C34086
Trichlorofluoromethane	ND	1.0		µg/L	1	5/10/2016 4:49:39 AM	C34086
1,2,3-Trichloropropane	ND	2.0		µg/L	1	5/10/2016 4:49:39 AM	C34086
Vinyl chloride	ND	1.0		µg/L	1	5/10/2016 4:49:39 AM	C34086
Xylenes, Total	ND	1.5		µg/L	1	5/10/2016 4:49:39 AM	C34086
Surr: 1,2-Dichloroethane-d4	106	70-130		%Rec	1	5/10/2016 4:49:39 AM	C34086
Surr: 4-Bromofluorobenzene	106	70-130		%Rec	1	5/10/2016 4:49:39 AM	C34086
Surr: Dibromofluoromethane	108	70-130		%Rec	1	5/10/2016 4:49:39 AM	C34086
Surr: Toluene-d8	98.5	70-130		%Rec	1	5/10/2016 4:49:39 AM	C34086

Refer to the QC Summary report and sample login checklist for flagged QC data and preservation information.

Qualifiers:

*	Value exceeds Maximum Contaminant Level.	B	Analyte detected in the associated Method Blank
D	Sample Diluted Due to Matrix	E	Value above quantitation range
H	Holding times for preparation or analysis exceeded	J	Analyte detected below quantitation limits
ND	Not Detected at the Reporting Limit	P	Sample pH Not In Range
R	RPD outside accepted recovery limits	RL	Reporting Detection Limit
S	% Recovery outside of range due to dilution or matrix	W	Sample container temperature is out of limit as specified

Hall Environmental Analysis Laboratory, Inc.

CLIENT: Public Service Company
Project: Person Generating Station
Lab ID: 1605125-003
Matrix: AQUEOUS
Client Sample ID: PSMW-EW-2
Collection Date: 5/3/2016 3:40:00 PM
Received Date: 5/3/2016 4:40:00 PM

Analyses	Result	PQL	Qual	Units	DF	Date Analyzed	Batch
EPA METHOD 8260B: VOLATILES						Analyst: **DJF**	
Benzene	ND	1.0		µg/L	1	5/10/2016 5:17:45 AM	C34086
Toluene	ND	1.0		µg/L	1	5/10/2016 5:17:45 AM	C34086
Ethylbenzene	ND	1.0		µg/L	1	5/10/2016 5:17:45 AM	C34086
Methyl tert-butyl ether (MTBE)	ND	1.0		µg/L	1	5/10/2016 5:17:45 AM	C34086
1,2,4-Trimethylbenzene	ND	1.0		µg/L	1	5/10/2016 5:17:45 AM	C34086
1,3,5-Trimethylbenzene	ND	1.0		µg/L	1	5/10/2016 5:17:45 AM	C34086
1,2-Dichloroethane (EDC)	ND	1.0		µg/L	1	5/10/2016 5:17:45 AM	C34086
1,2-Dibromoethane (EDB)	ND	1.0		µg/L	1	5/10/2016 5:17:45 AM	C34086
Naphthalene	ND	2.0		µg/L	1	5/10/2016 5:17:45 AM	C34086
1-Methylnaphthalene	ND	4.0		µg/L	1	5/10/2016 5:17:45 AM	C34086
2-Methylnaphthalene	ND	4.0		µg/L	1	5/10/2016 5:17:45 AM	C34086
Acetone	ND	10		µg/L	1	5/10/2016 5:17:45 AM	C34086
Bromobenzene	ND	1.0		µg/L	1	5/10/2016 5:17:45 AM	C34086
Bromodichloromethane	ND	1.0		µg/L	1	5/10/2016 5:17:45 AM	C34086
Bromoform	ND	1.0		µg/L	1	5/10/2016 5:17:45 AM	C34086
Bromomethane	ND	3.0		µg/L	1	5/10/2016 5:17:45 AM	C34086
2-Butanone	ND	10		µg/L	1	5/10/2016 5:17:45 AM	C34086
Carbon disulfide	ND	10		µg/L	1	5/10/2016 5:17:45 AM	C34086
Carbon Tetrachloride	ND	1.0		µg/L	1	5/10/2016 5:17:45 AM	C34086
Chlorobenzene	ND	1.0		µg/L	1	5/10/2016 5:17:45 AM	C34086
Chloroethane	ND	2.0		µg/L	1	5/10/2016 5:17:45 AM	C34086
Chloroform	ND	1.0		µg/L	1	5/10/2016 5:17:45 AM	C34086
Chloromethane	ND	3.0		µg/L	1	5/10/2016 5:17:45 AM	C34086
2-Chlorotoluene	ND	1.0		µg/L	1	5/10/2016 5:17:45 AM	C34086
4-Chlorotoluene	ND	1.0		µg/L	1	5/10/2016 5:17:45 AM	C34086
cis-1,2-DCE	ND	1.0		µg/L	1	5/10/2016 5:17:45 AM	C34086
cis-1,3-Dichloropropene	ND	1.0		µg/L	1	5/10/2016 5:17:45 AM	C34086
1,2-Dibromo-3-chloropropane	ND	2.0		µg/L	1	5/10/2016 5:17:45 AM	C34086
Dibromochloromethane	ND	1.0		µg/L	1	5/10/2016 5:17:45 AM	C34086
Dibromomethane	ND	1.0		µg/L	1	5/10/2016 5:17:45 AM	C34086
1,2-Dichlorobenzene	ND	1.0		µg/L	1	5/10/2016 5:17:45 AM	C34086
1,3-Dichlorobenzene	ND	1.0		µg/L	1	5/10/2016 5:17:45 AM	C34086
1,4-Dichlorobenzene	ND	1.0		µg/L	1	5/10/2016 5:17:45 AM	C34086
Dichlorodifluoromethane	ND	1.0		µg/L	1	5/10/2016 5:17:45 AM	C34086
1,1-Dichloroethane	ND	1.0		µg/L	1	5/10/2016 5:17:45 AM	C34086
1,1-Dichloroethene	ND	1.0		µg/L	1	5/10/2016 5:17:45 AM	C34086
1,2-Dichloropropane	ND	1.0		µg/L	1	5/10/2016 5:17:45 AM	C34086
1,3-Dichloropropane	ND	1.0		µg/L	1	5/10/2016 5:17:45 AM	C34086
2,2-Dichloropropane	ND	2.0		µg/L	1	5/10/2016 5:17:45 AM	C34086

Refer to the QC Summary report and sample login checklist for flagged QC data and preservation information.

Qualifiers:

*	Value exceeds Maximum Contaminant Level.	B	Analyte detected in the associated Method Blank
D	Sample Diluted Due to Matrix	E	Value above quantitation range
H	Holding times for preparation or analysis exceeded	J	Analyte detected below quantitation limits
ND	Not Detected at the Reporting Limit	P	Sample pH Not In Range
R	RPD outside accepted recovery limits	RL	Reporting Detection Limit
S	% Recovery outside of range due to dilution or matrix	W	Sample container temperature is out of limit as specified

Hall Environmental Analysis Laboratory, Inc.

CLIENT: Public Service Company
Project: Person Generating Station
Lab ID: 1605125-003
Matrix: AQUEOUS
Client Sample ID: PSMW-EW-2
Collection Date: 5/3/2016 3:40:00 PM
Received Date: 5/3/2016 4:40:00 PM

Analyses	Result	PQL	Qual	Units	DF	Date Analyzed	Batch
EPA METHOD 8260B: VOLATILES						Analyst: **DJF**	
1,1-Dichloropropene	ND	1.0		µg/L	1	5/10/2016 5:17:45 AM	C34086
Hexachlorobutadiene	ND	1.0		µg/L	1	5/10/2016 5:17:45 AM	C34086
2-Hexanone	ND	10		µg/L	1	5/10/2016 5:17:45 AM	C34086
Isopropylbenzene	ND	1.0		µg/L	1	5/10/2016 5:17:45 AM	C34086
4-Isopropyltoluene	ND	1.0		µg/L	1	5/10/2016 5:17:45 AM	C34086
4-Methyl-2-pentanone	ND	10		µg/L	1	5/10/2016 5:17:45 AM	C34086
Methylene Chloride	ND	3.0		µg/L	1	5/10/2016 5:17:45 AM	C34086
n-Butylbenzene	ND	3.0		µg/L	1	5/10/2016 5:17:45 AM	C34086
n-Propylbenzene	ND	1.0		µg/L	1	5/10/2016 5:17:45 AM	C34086
sec-Butylbenzene	ND	1.0		µg/L	1	5/10/2016 5:17:45 AM	C34086
Styrene	ND	1.0		µg/L	1	5/10/2016 5:17:45 AM	C34086
tert-Butylbenzene	ND	1.0		µg/L	1	5/10/2016 5:17:45 AM	C34086
1,1,1,2-Tetrachloroethane	ND	1.0		µg/L	1	5/10/2016 5:17:45 AM	C34086
1,1,2,2-Tetrachloroethane	ND	2.0		µg/L	1	5/10/2016 5:17:45 AM	C34086
Tetrachloroethene (PCE)	ND	1.0		µg/L	1	5/10/2016 5:17:45 AM	C34086
trans-1,2-DCE	ND	1.0		µg/L	1	5/10/2016 5:17:45 AM	C34086
trans-1,3-Dichloropropene	ND	1.0		µg/L	1	5/10/2016 5:17:45 AM	C34086
1,2,3-Trichlorobenzene	ND	1.0		µg/L	1	5/10/2016 5:17:45 AM	C34086
1,2,4-Trichlorobenzene	ND	1.0		µg/L	1	5/10/2016 5:17:45 AM	C34086
1,1,1-Trichloroethane	ND	1.0		µg/L	1	5/10/2016 5:17:45 AM	C34086
1,1,2-Trichloroethane	ND	1.0		µg/L	1	5/10/2016 5:17:45 AM	C34086
Trichloroethene (TCE)	ND	1.0		µg/L	1	5/10/2016 5:17:45 AM	C34086
Trichlorofluoromethane	ND	1.0		µg/L	1	5/10/2016 5:17:45 AM	C34086
1,2,3-Trichloropropane	ND	2.0		µg/L	1	5/10/2016 5:17:45 AM	C34086
Vinyl chloride	ND	1.0		µg/L	1	5/10/2016 5:17:45 AM	C34086
Xylenes, Total	ND	1.5		µg/L	1	5/10/2016 5:17:45 AM	C34086
Surr: 1,2-Dichloroethane-d4	107	70-130		%Rec	1	5/10/2016 5:17:45 AM	C34086
Surr: 4-Bromofluorobenzene	105	70-130		%Rec	1	5/10/2016 5:17:45 AM	C34086
Surr: Dibromofluoromethane	106	70-130		%Rec	1	5/10/2016 5:17:45 AM	C34086
Surr: Toluene-d8	99.3	70-130		%Rec	1	5/10/2016 5:17:45 AM	C34086

Refer to the QC Summary report and sample login checklist for flagged QC data and preservation information.

Qualifiers:

*	Value exceeds Maximum Contaminant Level.	B	Analyte detected in the associated Method Blank
D	Sample Diluted Due to Matrix	E	Value above quantitation range
H	Holding times for preparation or analysis exceeded	J	Analyte detected below quantitation limits
ND	Not Detected at the Reporting Limit	P	Sample pH Not In Range
R	RPD outside accepted recovery limits	RL	Reporting Detection Limit
S	% Recovery outside of range due to dilution or matrix	W	Sample container temperature is out of limit as specified

Hall Environmental Analysis Laboratory, Inc.

CLIENT: Public Service Company
Project: Person Generating Station
Lab ID: 1605125-004
Matrix: AQUEOUS
Client Sample ID: PSMW-EW-3
Collection Date: 5/3/2016 3:45:00 PM
Received Date: 5/3/2016 4:40:00 PM

Analyses	Result	PQL	Qual	Units	DF	Date Analyzed	Batch
EPA METHOD 8260B: VOLATILES						Analyst: **DJF**	
Benzene	ND	1.0		µg/L	1	5/10/2016 5:46:03 AM	C34086
Toluene	ND	1.0		µg/L	1	5/10/2016 5:46:03 AM	C34086
Ethylbenzene	ND	1.0		µg/L	1	5/10/2016 5:46:03 AM	C34086
Methyl tert-butyl ether (MTBE)	ND	1.0		µg/L	1	5/10/2016 5:46:03 AM	C34086
1,2,4-Trimethylbenzene	ND	1.0		µg/L	1	5/10/2016 5:46:03 AM	C34086
1,3,5-Trimethylbenzene	ND	1.0		µg/L	1	5/10/2016 5:46:03 AM	C34086
1,2-Dichloroethane (EDC)	ND	1.0		µg/L	1	5/10/2016 5:46:03 AM	C34086
1,2-Dibromoethane (EDB)	ND	1.0		µg/L	1	5/10/2016 5:46:03 AM	C34086
Naphthalene	ND	2.0		µg/L	1	5/10/2016 5:46:03 AM	C34086
1-Methylnaphthalene	ND	4.0		µg/L	1	5/10/2016 5:46:03 AM	C34086
2-Methylnaphthalene	ND	4.0		µg/L	1	5/10/2016 5:46:03 AM	C34086
Acetone	ND	10		µg/L	1	5/10/2016 5:46:03 AM	C34086
Bromobenzene	ND	1.0		µg/L	1	5/10/2016 5:46:03 AM	C34086
Bromodichloromethane	ND	1.0		µg/L	1	5/10/2016 5:46:03 AM	C34086
Bromoform	ND	1.0		µg/L	1	5/10/2016 5:46:03 AM	C34086
Bromomethane	ND	3.0		µg/L	1	5/10/2016 5:46:03 AM	C34086
2-Butanone	ND	10		µg/L	1	5/10/2016 5:46:03 AM	C34086
Carbon disulfide	ND	10		µg/L	1	5/10/2016 5:46:03 AM	C34086
Carbon Tetrachloride	ND	1.0		µg/L	1	5/10/2016 5:46:03 AM	C34086
Chlorobenzene	ND	1.0		µg/L	1	5/10/2016 5:46:03 AM	C34086
Chloroethane	ND	2.0		µg/L	1	5/10/2016 5:46:03 AM	C34086
Chloroform	ND	1.0		µg/L	1	5/10/2016 5:46:03 AM	C34086
Chloromethane	ND	3.0		µg/L	1	5/10/2016 5:46:03 AM	C34086
2-Chlorotoluene	ND	1.0		µg/L	1	5/10/2016 5:46:03 AM	C34086
4-Chlorotoluene	ND	1.0		µg/L	1	5/10/2016 5:46:03 AM	C34086
cis-1,2-DCE	ND	1.0		µg/L	1	5/10/2016 5:46:03 AM	C34086
cis-1,3-Dichloropropene	ND	1.0		µg/L	1	5/10/2016 5:46:03 AM	C34086
1,2-Dibromo-3-chloropropane	ND	2.0		µg/L	1	5/10/2016 5:46:03 AM	C34086
Dibromochloromethane	ND	1.0		µg/L	1	5/10/2016 5:46:03 AM	C34086
Dibromomethane	ND	1.0		µg/L	1	5/10/2016 5:46:03 AM	C34086
1,2-Dichlorobenzene	ND	1.0		µg/L	1	5/10/2016 5:46:03 AM	C34086
1,3-Dichlorobenzene	ND	1.0		µg/L	1	5/10/2016 5:46:03 AM	C34086
1,4-Dichlorobenzene	ND	1.0		µg/L	1	5/10/2016 5:46:03 AM	C34086
Dichlorodifluoromethane	ND	1.0		µg/L	1	5/10/2016 5:46:03 AM	C34086
1,1-Dichloroethane	ND	1.0		µg/L	1	5/10/2016 5:46:03 AM	C34086
1,1-Dichloroethene	ND	1.0		µg/L	1	5/10/2016 5:46:03 AM	C34086
1,2-Dichloropropane	ND	1.0		µg/L	1	5/10/2016 5:46:03 AM	C34086
1,3-Dichloropropane	ND	1.0		µg/L	1	5/10/2016 5:46:03 AM	C34086
2,2-Dichloropropane	ND	2.0		µg/L	1	5/10/2016 5:46:03 AM	C34086

Refer to the QC Summary report and sample login checklist for flagged QC data and preservation information.

Qualifiers:

*	Value exceeds Maximum Contaminant Level.	B	Analyte detected in the associated Method Blank
D	Sample Diluted Due to Matrix	E	Value above quantitation range
H	Holding times for preparation or analysis exceeded	J	Analyte detected below quantitation limits
ND	Not Detected at the Reporting Limit	P	Sample pH Not In Range
R	RPD outside accepted recovery limits	RL	Reporting Detection Limit
S	% Recovery outside of range due to dilution or matrix	W	Sample container temperature is out of limit as specified

Hall Environmental Analysis Laboratory, Inc.

CLIENT: Public Service Company
Project: Person Generating Station
Lab ID: 1605125-004
Matrix: AQUEOUS
Client Sample ID: PSMW-EW-3
Collection Date: 5/3/2016 3:45:00 PM
Received Date: 5/3/2016 4:40:00 PM

Analyses	Result	PQL	Qual	Units	DF	Date Analyzed	Batch
EPA METHOD 8260B: VOLATILES						Analyst: **DJF**	
1,1-Dichloropropene	ND	1.0		µg/L	1	5/10/2016 5:46:03 AM	C34086
Hexachlorobutadiene	ND	1.0		µg/L	1	5/10/2016 5:46:03 AM	C34086
2-Hexanone	ND	10		µg/L	1	5/10/2016 5:46:03 AM	C34086
Isopropylbenzene	ND	1.0		µg/L	1	5/10/2016 5:46:03 AM	C34086
4-Isopropyltoluene	ND	1.0		µg/L	1	5/10/2016 5:46:03 AM	C34086
4-Methyl-2-pentanone	ND	10		µg/L	1	5/10/2016 5:46:03 AM	C34086
Methylene Chloride	ND	3.0		µg/L	1	5/10/2016 5:46:03 AM	C34086
n-Butylbenzene	ND	3.0		µg/L	1	5/10/2016 5:46:03 AM	C34086
n-Propylbenzene	ND	1.0		µg/L	1	5/10/2016 5:46:03 AM	C34086
sec-Butylbenzene	ND	1.0		µg/L	1	5/10/2016 5:46:03 AM	C34086
Styrene	ND	1.0		µg/L	1	5/10/2016 5:46:03 AM	C34086
tert-Butylbenzene	ND	1.0		µg/L	1	5/10/2016 5:46:03 AM	C34086
1,1,1,2-Tetrachloroethane	ND	1.0		µg/L	1	5/10/2016 5:46:03 AM	C34086
1,1,2,2-Tetrachloroethane	ND	2.0		µg/L	1	5/10/2016 5:46:03 AM	C34086
Tetrachloroethene (PCE)	1.4	1.0		µg/L	1	5/10/2016 5:46:03 AM	C34086
trans-1,2-DCE	ND	1.0		µg/L	1	5/10/2016 5:46:03 AM	C34086
trans-1,3-Dichloropropene	ND	1.0		µg/L	1	5/10/2016 5:46:03 AM	C34086
1,2,3-Trichlorobenzene	ND	1.0		µg/L	1	5/10/2016 5:46:03 AM	C34086
1,2,4-Trichlorobenzene	ND	1.0		µg/L	1	5/10/2016 5:46:03 AM	C34086
1,1,1-Trichloroethane	ND	1.0		µg/L	1	5/10/2016 5:46:03 AM	C34086
1,1,2-Trichloroethane	ND	1.0		µg/L	1	5/10/2016 5:46:03 AM	C34086
Trichloroethene (TCE)	ND	1.0		µg/L	1	5/10/2016 5:46:03 AM	C34086
Trichlorofluoromethane	ND	1.0		µg/L	1	5/10/2016 5:46:03 AM	C34086
1,2,3-Trichloropropane	ND	2.0		µg/L	1	5/10/2016 5:46:03 AM	C34086
Vinyl chloride	ND	1.0		µg/L	1	5/10/2016 5:46:03 AM	C34086
Xylenes, Total	ND	1.5		µg/L	1	5/10/2016 5:46:03 AM	C34086
Surr: 1,2-Dichloroethane-d4	111	70-130		%Rec	1	5/10/2016 5:46:03 AM	C34086
Surr: 4-Bromofluorobenzene	108	70-130		%Rec	1	5/10/2016 5:46:03 AM	C34086
Surr: Dibromofluoromethane	111	70-130		%Rec	1	5/10/2016 5:46:03 AM	C34086
Surr: Toluene-d8	97.9	70-130		%Rec	1	5/10/2016 5:46:03 AM	C34086

Refer to the QC Summary report and sample login checklist for flagged QC data and preservation information.

Qualifiers:

*	Value exceeds Maximum Contaminant Level.	B	Analyte detected in the associated Method Blank
D	Sample Diluted Due to Matrix	E	Value above quantitation range
H	Holding times for preparation or analysis exceeded	J	Analyte detected below quantitation limits
ND	Not Detected at the Reporting Limit	P	Sample pH Not In Range
R	RPD outside accepted recovery limits	RL	Reporting Detection Limit
S	% Recovery outside of range due to dilution or matrix	W	Sample container temperature is out of limit as specified

Hall Environmental Analysis Laboratory, Inc.

CLIENT: Public Service Company
Project: Person Generating Station
Lab ID: 1605125-005 **Matrix:** AQUEOUS

Client Sample ID: PSMW-EW-4
Collection Date: 5/3/2016 3:50:00 PM
Received Date: 5/3/2016 4:40:00 PM

Analyses	Result	PQL	Qual	Units	DF	Date Analyzed	Batch
EPA METHOD 8260B: VOLATILES						Analyst: **DJF**	
Benzene	ND	1.0		µg/L	1	5/10/2016 6:14:16 AM	C34086
Toluene	ND	1.0		µg/L	1	5/10/2016 6:14:16 AM	C34086
Ethylbenzene	ND	1.0		µg/L	1	5/10/2016 6:14:16 AM	C34086
Methyl tert-butyl ether (MTBE)	ND	1.0		µg/L	1	5/10/2016 6:14:16 AM	C34086
1,2,4-Trimethylbenzene	ND	1.0		µg/L	1	5/10/2016 6:14:16 AM	C34086
1,3,5-Trimethylbenzene	ND	1.0		µg/L	1	5/10/2016 6:14:16 AM	C34086
1,2-Dichloroethane (EDC)	ND	1.0		µg/L	1	5/10/2016 6:14:16 AM	C34086
1,2-Dibromoethane (EDB)	ND	1.0		µg/L	1	5/10/2016 6:14:16 AM	C34086
Naphthalene	ND	2.0		µg/L	1	5/10/2016 6:14:16 AM	C34086
1-Methylnaphthalene	ND	4.0		µg/L	1	5/10/2016 6:14:16 AM	C34086
2-Methylnaphthalene	ND	4.0		µg/L	1	5/10/2016 6:14:16 AM	C34086
Acetone	ND	10		µg/L	1	5/10/2016 6:14:16 AM	C34086
Bromobenzene	ND	1.0		µg/L	1	5/10/2016 6:14:16 AM	C34086
Bromodichloromethane	ND	1.0		µg/L	1	5/10/2016 6:14:16 AM	C34086
Bromoform	ND	1.0		µg/L	1	5/10/2016 6:14:16 AM	C34086
Bromomethane	ND	3.0		µg/L	1	5/10/2016 6:14:16 AM	C34086
2-Butanone	ND	10		µg/L	1	5/10/2016 6:14:16 AM	C34086
Carbon disulfide	ND	10		µg/L	1	5/10/2016 6:14:16 AM	C34086
Carbon Tetrachloride	ND	1.0		µg/L	1	5/10/2016 6:14:16 AM	C34086
Chlorobenzene	ND	1.0		µg/L	1	5/10/2016 6:14:16 AM	C34086
Chloroethane	ND	2.0		µg/L	1	5/10/2016 6:14:16 AM	C34086
Chloroform	ND	1.0		µg/L	1	5/10/2016 6:14:16 AM	C34086
Chloromethane	ND	3.0		µg/L	1	5/10/2016 6:14:16 AM	C34086
2-Chlorotoluene	ND	1.0		µg/L	1	5/10/2016 6:14:16 AM	C34086
4-Chlorotoluene	ND	1.0		µg/L	1	5/10/2016 6:14:16 AM	C34086
cis-1,2-DCE	ND	1.0		µg/L	1	5/10/2016 6:14:16 AM	C34086
cis-1,3-Dichloropropene	ND	1.0		µg/L	1	5/10/2016 6:14:16 AM	C34086
1,2-Dibromo-3-chloropropane	ND	2.0		µg/L	1	5/10/2016 6:14:16 AM	C34086
Dibromochloromethane	ND	1.0		µg/L	1	5/10/2016 6:14:16 AM	C34086
Dibromomethane	ND	1.0		µg/L	1	5/10/2016 6:14:16 AM	C34086
1,2-Dichlorobenzene	ND	1.0		µg/L	1	5/10/2016 6:14:16 AM	C34086
1,3-Dichlorobenzene	ND	1.0		µg/L	1	5/10/2016 6:14:16 AM	C34086
1,4-Dichlorobenzene	ND	1.0		µg/L	1	5/10/2016 6:14:16 AM	C34086
Dichlorodifluoromethane	ND	1.0		µg/L	1	5/10/2016 6:14:16 AM	C34086
1,1-Dichloroethane	ND	1.0		µg/L	1	5/10/2016 6:14:16 AM	C34086
1,1-Dichloroethene	1.1	1.0		µg/L	1	5/10/2016 6:14:16 AM	C34086
1,2-Dichloropropane	ND	1.0		µg/L	1	5/10/2016 6:14:16 AM	C34086
1,3-Dichloropropane	ND	1.0		µg/L	1	5/10/2016 6:14:16 AM	C34086
2,2-Dichloropropane	ND	2.0		µg/L	1	5/10/2016 6:14:16 AM	C34086

Refer to the QC Summary report and sample login checklist for flagged QC data and preservation information.

Qualifiers:

*	Value exceeds Maximum Contaminant Level.	B	Analyte detected in the associated Method Blank
D	Sample Diluted Due to Matrix	E	Value above quantitation range
H	Holding times for preparation or analysis exceeded	J	Analyte detected below quantitation limits
ND	Not Detected at the Reporting Limit	P	Sample pH Not In Range
R	RPD outside accepted recovery limits	RL	Reporting Detection Limit
S	% Recovery outside of range due to dilution or matrix	W	Sample container temperature is out of limit as specified

Hall Environmental Analysis Laboratory, Inc.

CLIENT: Public Service Company
Project: Person Generating Station
Lab ID: 1605125-005
Matrix: AQUEOUS
Client Sample ID: PSMW-EW-4
Collection Date: 5/3/2016 3:50:00 PM
Received Date: 5/3/2016 4:40:00 PM

Analyses	Result	PQL	Qual	Units	DF	Date Analyzed	Batch
EPA METHOD 8260B: VOLATILES						Analyst: **DJF**	
1,1-Dichloropropene	ND	1.0		µg/L	1	5/10/2016 6:14:16 AM	C34086
Hexachlorobutadiene	ND	1.0		µg/L	1	5/10/2016 6:14:16 AM	C34086
2-Hexanone	ND	10		µg/L	1	5/10/2016 6:14:16 AM	C34086
Isopropylbenzene	ND	1.0		µg/L	1	5/10/2016 6:14:16 AM	C34086
4-Isopropyltoluene	ND	1.0		µg/L	1	5/10/2016 6:14:16 AM	C34086
4-Methyl-2-pentanone	ND	10		µg/L	1	5/10/2016 6:14:16 AM	C34086
Methylene Chloride	ND	3.0		µg/L	1	5/10/2016 6:14:16 AM	C34086
n-Butylbenzene	ND	3.0		µg/L	1	5/10/2016 6:14:16 AM	C34086
n-Propylbenzene	ND	1.0		µg/L	1	5/10/2016 6:14:16 AM	C34086
sec-Butylbenzene	ND	1.0		µg/L	1	5/10/2016 6:14:16 AM	C34086
Styrene	ND	1.0		µg/L	1	5/10/2016 6:14:16 AM	C34086
tert-Butylbenzene	ND	1.0		µg/L	1	5/10/2016 6:14:16 AM	C34086
1,1,1,2-Tetrachloroethane	ND	1.0		µg/L	1	5/10/2016 6:14:16 AM	C34086
1,1,2,2-Tetrachloroethane	ND	2.0		µg/L	1	5/10/2016 6:14:16 AM	C34086
Tetrachloroethene (PCE)	2.0	1.0		µg/L	1	5/10/2016 6:14:16 AM	C34086
trans-1,2-DCE	ND	1.0		µg/L	1	5/10/2016 6:14:16 AM	C34086
trans-1,3-Dichloropropene	ND	1.0		µg/L	1	5/10/2016 6:14:16 AM	C34086
1,2,3-Trichlorobenzene	ND	1.0		µg/L	1	5/10/2016 6:14:16 AM	C34086
1,2,4-Trichlorobenzene	ND	1.0		µg/L	1	5/10/2016 6:14:16 AM	C34086
1,1,1-Trichloroethane	ND	1.0		µg/L	1	5/10/2016 6:14:16 AM	C34086
1,1,2-Trichloroethane	ND	1.0		µg/L	1	5/10/2016 6:14:16 AM	C34086
Trichloroethene (TCE)	ND	1.0		µg/L	1	5/10/2016 6:14:16 AM	C34086
Trichlorofluoromethane	ND	1.0		µg/L	1	5/10/2016 6:14:16 AM	C34086
1,2,3-Trichloropropane	ND	2.0		µg/L	1	5/10/2016 6:14:16 AM	C34086
Vinyl chloride	ND	1.0		µg/L	1	5/10/2016 6:14:16 AM	C34086
Xylenes, Total	ND	1.5		µg/L	1	5/10/2016 6:14:16 AM	C34086
Surr: 1,2-Dichloroethane-d4	105	70-130		%Rec	1	5/10/2016 6:14:16 AM	C34086
Surr: 4-Bromofluorobenzene	107	70-130		%Rec	1	5/10/2016 6:14:16 AM	C34086
Surr: Dibromofluoromethane	106	70-130		%Rec	1	5/10/2016 6:14:16 AM	C34086
Surr: Toluene-d8	100	70-130		%Rec	1	5/10/2016 6:14:16 AM	C34086

Refer to the QC Summary report and sample login checklist for flagged QC data and preservation information.

Qualifiers:

*	Value exceeds Maximum Contaminant Level.	B	Analyte detected in the associated Method Blank
D	Sample Diluted Due to Matrix	E	Value above quantitation range
H	Holding times for preparation or analysis exceeded	J	Analyte detected below quantitation limits
ND	Not Detected at the Reporting Limit	P	Sample pH Not In Range
R	RPD outside accepted recovery limits	RL	Reporting Detection Limit
S	% Recovery outside of range due to dilution or matrix	W	Sample container temperature is out of limit as specified

Hall Environmental Analysis Laboratory, Inc.

CLIENT: Public Service Company
Project: Person Generating Station
Lab ID: 1605125-006
Matrix: TRIP BLANK
Client Sample ID: Trip Blank
Collection Date:
Received Date: 5/3/2016 4:40:00 PM

Analyses	Result	PQL	Qual	Units	DF	Date Analyzed	Batch
EPA METHOD 8260B: VOLATILES						Analyst: **DJF**	
Benzene	ND	1.0		µg/L	1	5/10/2016 6:42:23 AM	C34086
Toluene	ND	1.0		µg/L	1	5/10/2016 6:42:23 AM	C34086
Ethylbenzene	ND	1.0		µg/L	1	5/10/2016 6:42:23 AM	C34086
Methyl tert-butyl ether (MTBE)	ND	1.0		µg/L	1	5/10/2016 6:42:23 AM	C34086
1,2,4-Trimethylbenzene	ND	1.0		µg/L	1	5/10/2016 6:42:23 AM	C34086
1,3,5-Trimethylbenzene	ND	1.0		µg/L	1	5/10/2016 6:42:23 AM	C34086
1,2-Dichloroethane (EDC)	ND	1.0		µg/L	1	5/10/2016 6:42:23 AM	C34086
1,2-Dibromoethane (EDB)	ND	1.0		µg/L	1	5/10/2016 6:42:23 AM	C34086
Naphthalene	ND	2.0		µg/L	1	5/10/2016 6:42:23 AM	C34086
1-Methylnaphthalene	ND	4.0		µg/L	1	5/10/2016 6:42:23 AM	C34086
2-Methylnaphthalene	ND	4.0		µg/L	1	5/10/2016 6:42:23 AM	C34086
Acetone	ND	10		µg/L	1	5/10/2016 6:42:23 AM	C34086
Bromobenzene	ND	1.0		µg/L	1	5/10/2016 6:42:23 AM	C34086
Bromodichloromethane	ND	1.0		µg/L	1	5/10/2016 6:42:23 AM	C34086
Bromoform	ND	1.0		µg/L	1	5/10/2016 6:42:23 AM	C34086
Bromomethane	ND	3.0		µg/L	1	5/10/2016 6:42:23 AM	C34086
2-Butanone	ND	10		µg/L	1	5/10/2016 6:42:23 AM	C34086
Carbon disulfide	ND	10		µg/L	1	5/10/2016 6:42:23 AM	C34086
Carbon Tetrachloride	ND	1.0		µg/L	1	5/10/2016 6:42:23 AM	C34086
Chlorobenzene	ND	1.0		µg/L	1	5/10/2016 6:42:23 AM	C34086
Chloroethane	ND	2.0		µg/L	1	5/10/2016 6:42:23 AM	C34086
Chloroform	ND	1.0		µg/L	1	5/10/2016 6:42:23 AM	C34086
Chloromethane	ND	3.0		µg/L	1	5/10/2016 6:42:23 AM	C34086
2-Chlorotoluene	ND	1.0		µg/L	1	5/10/2016 6:42:23 AM	C34086
4-Chlorotoluene	ND	1.0		µg/L	1	5/10/2016 6:42:23 AM	C34086
cis-1,2-DCE	ND	1.0		µg/L	1	5/10/2016 6:42:23 AM	C34086
cis-1,3-Dichloropropene	ND	1.0		µg/L	1	5/10/2016 6:42:23 AM	C34086
1,2-Dibromo-3-chloropropane	ND	2.0		µg/L	1	5/10/2016 6:42:23 AM	C34086
Dibromochloromethane	ND	1.0		µg/L	1	5/10/2016 6:42:23 AM	C34086
Dibromomethane	ND	1.0		µg/L	1	5/10/2016 6:42:23 AM	C34086
1,2-Dichlorobenzene	ND	1.0		µg/L	1	5/10/2016 6:42:23 AM	C34086
1,3-Dichlorobenzene	ND	1.0		µg/L	1	5/10/2016 6:42:23 AM	C34086
1,4-Dichlorobenzene	ND	1.0		µg/L	1	5/10/2016 6:42:23 AM	C34086
Dichlorodifluoromethane	ND	1.0		µg/L	1	5/10/2016 6:42:23 AM	C34086
1,1-Dichloroethane	ND	1.0		µg/L	1	5/10/2016 6:42:23 AM	C34086
1,1-Dichloroethene	ND	1.0		µg/L	1	5/10/2016 6:42:23 AM	C34086
1,2-Dichloropropane	ND	1.0		µg/L	1	5/10/2016 6:42:23 AM	C34086
1,3-Dichloropropane	ND	1.0		µg/L	1	5/10/2016 6:42:23 AM	C34086
2,2-Dichloropropane	ND	2.0		µg/L	1	5/10/2016 6:42:23 AM	C34086

Refer to the QC Summary report and sample login checklist for flagged QC data and preservation information.

Qualifiers:

*	Value exceeds Maximum Contaminant Level.	B	Analyte detected in the associated Method Blank
D	Sample Diluted Due to Matrix	E	Value above quantitation range
H	Holding times for preparation or analysis exceeded	J	Analyte detected below quantitation limits
ND	Not Detected at the Reporting Limit	P	Sample pH Not In Range
R	RPD outside accepted recovery limits	RL	Reporting Detection Limit
S	% Recovery outside of range due to dilution or matrix	W	Sample container temperature is out of limit as specified

Hall Environmental Analysis Laboratory, Inc.

CLIENT: Public Service Company
Project: Person Generating Station
Lab ID: 1605125-006
Matrix: TRIP BLANK
Client Sample ID: Trip Blank
Collection Date:
Received Date: 5/3/2016 4:40:00 PM

Analyses	Result	PQL	Qual	Units	DF	Date Analyzed	Batch
EPA METHOD 8260B: VOLATILES						Analyst: **DJF**	
1,1-Dichloropropene	ND	1.0		µg/L	1	5/10/2016 6:42:23 AM	C34086
Hexachlorobutadiene	ND	1.0		µg/L	1	5/10/2016 6:42:23 AM	C34086
2-Hexanone	ND	10		µg/L	1	5/10/2016 6:42:23 AM	C34086
Isopropylbenzene	ND	1.0		µg/L	1	5/10/2016 6:42:23 AM	C34086
4-Isopropyltoluene	ND	1.0		µg/L	1	5/10/2016 6:42:23 AM	C34086
4-Methyl-2-pentanone	ND	10		µg/L	1	5/10/2016 6:42:23 AM	C34086
Methylene Chloride	ND	3.0		µg/L	1	5/10/2016 6:42:23 AM	C34086
n-Butylbenzene	ND	3.0		µg/L	1	5/10/2016 6:42:23 AM	C34086
n-Propylbenzene	ND	1.0		µg/L	1	5/10/2016 6:42:23 AM	C34086
sec-Butylbenzene	ND	1.0		µg/L	1	5/10/2016 6:42:23 AM	C34086
Styrene	ND	1.0		µg/L	1	5/10/2016 6:42:23 AM	C34086
tert-Butylbenzene	ND	1.0		µg/L	1	5/10/2016 6:42:23 AM	C34086
1,1,1,2-Tetrachloroethane	ND	1.0		µg/L	1	5/10/2016 6:42:23 AM	C34086
1,1,2,2-Tetrachloroethane	ND	2.0		µg/L	1	5/10/2016 6:42:23 AM	C34086
Tetrachloroethene (PCE)	ND	1.0		µg/L	1	5/10/2016 6:42:23 AM	C34086
trans-1,2-DCE	ND	1.0		µg/L	1	5/10/2016 6:42:23 AM	C34086
trans-1,3-Dichloropropene	ND	1.0		µg/L	1	5/10/2016 6:42:23 AM	C34086
1,2,3-Trichlorobenzene	ND	1.0		µg/L	1	5/10/2016 6:42:23 AM	C34086
1,2,4-Trichlorobenzene	ND	1.0		µg/L	1	5/10/2016 6:42:23 AM	C34086
1,1,1-Trichloroethane	ND	1.0		µg/L	1	5/10/2016 6:42:23 AM	C34086
1,1,2-Trichloroethane	ND	1.0		µg/L	1	5/10/2016 6:42:23 AM	C34086
Trichloroethene (TCE)	ND	1.0		µg/L	1	5/10/2016 6:42:23 AM	C34086
Trichlorofluoromethane	ND	1.0		µg/L	1	5/10/2016 6:42:23 AM	C34086
1,2,3-Trichloropropane	ND	2.0		µg/L	1	5/10/2016 6:42:23 AM	C34086
Vinyl chloride	ND	1.0		µg/L	1	5/10/2016 6:42:23 AM	C34086
Xylenes, Total	ND	1.5		µg/L	1	5/10/2016 6:42:23 AM	C34086
Surr: 1,2-Dichloroethane-d4	104	70-130		%Rec	1	5/10/2016 6:42:23 AM	C34086
Surr: 4-Bromofluorobenzene	108	70-130		%Rec	1	5/10/2016 6:42:23 AM	C34086
Surr: Dibromofluoromethane	107	70-130		%Rec	1	5/10/2016 6:42:23 AM	C34086
Surr: Toluene-d8	97.0	70-130		%Rec	1	5/10/2016 6:42:23 AM	C34086

Refer to the QC Summary report and sample login checklist for flagged QC data and preservation information.

Qualifiers:

*	Value exceeds Maximum Contaminant Level.	B	Analyte detected in the associated Method Blank
D	Sample Diluted Due to Matrix	E	Value above quantitation range
H	Holding times for preparation or analysis exceeded	J	Analyte detected below quantitation limits
ND	Not Detected at the Reporting Limit	P	Sample pH Not In Range
R	RPD outside accepted recovery limits	RL	Reporting Detection Limit
S	% Recovery outside of range due to dilution or matrix	W	Sample container temperature is out of limit as specified

QC SUMMARY REPORT

Hall Environmental Analysis Laboratory, Inc.

WO#: **1605125**

11-May-16

Client: Public Service Company
Project: Person Generating Station

Sample ID **rb2**	SampType: **MBLK**	TestCode: **EPA Method 8260B: VOLATILES**	
Client ID: **PBW**	Batch ID: **C34086**	RunNo: **34086**	
Prep Date:	Analysis Date: **5/9/2016**	SeqNo: **1050699**	Units: **µg/L**

Analyte	Result	PQL	SPK value	SPK Ref Val	%REC	LowLimit	HighLimit	%RPD	RPDLimit	Qual
Benzene	ND	1.0								
Toluene	ND	1.0								
Ethylbenzene	ND	1.0								
Methyl tert-butyl ether (MTBE)	ND	1.0								
1,2,4-Trimethylbenzene	ND	1.0								
1,3,5-Trimethylbenzene	ND	1.0								
1,2-Dichloroethane (EDC)	ND	1.0								
1,2-Dibromoethane (EDB)	ND	1.0								
Naphthalene	ND	2.0								
1-Methylnaphthalene	ND	4.0								
2-Methylnaphthalene	ND	4.0								
Acetone	ND	10								
Bromobenzene	ND	1.0								
Bromodichloromethane	ND	1.0								
Bromoform	ND	1.0								
Bromomethane	ND	3.0								
2-Butanone	ND	10								
Carbon disulfide	ND	10								
Carbon Tetrachloride	ND	1.0								
Chlorobenzene	ND	1.0								
Chloroethane	ND	2.0								
Chloroform	ND	1.0								
Chloromethane	ND	3.0								
2-Chlorotoluene	ND	1.0								
4-Chlorotoluene	ND	1.0								
cis-1,2-DCE	ND	1.0								
cis-1,3-Dichloropropene	ND	1.0								
1,2-Dibromo-3-chloropropane	ND	2.0								
Dibromochloromethane	ND	1.0								
Dibromomethane	ND	1.0								
1,2-Dichlorobenzene	ND	1.0								
1,3-Dichlorobenzene	ND	1.0								
1,4-Dichlorobenzene	ND	1.0								
Dichlorodifluoromethane	ND	1.0								
1,1-Dichloroethane	ND	1.0								
1,1-Dichloroethene	ND	1.0								
1,2-Dichloropropane	ND	1.0								
1,3-Dichloropropane	ND	1.0								
2,2-Dichloropropane	ND	2.0								

Qualifiers:

*	Value exceeds Maximum Contaminant Level.	B	Analyte detected in the associated Method Blank
D	Sample Diluted Due to Matrix	E	Value above quantitation range
H	Holding times for preparation or analysis exceeded	J	Analyte detected below quantitation limits
ND	Not Detected at the Reporting Limit	P	Sample pH Not In Range
R	RPD outside accepted recovery limits	RL	Reporting Detection Limit
S	% Recovery outside of range due to dilution or matrix	W	Sample container temperature is out of limit as specified

QC SUMMARY REPORT

Hall Environmental Analysis Laboratory, Inc.

WO#: **1605125**

11-May-16

Client: Public Service Company
Project: Person Generating Station

Sample ID **rb2** SampType: **MBLK** TestCode: **EPA Method 8260B: VOLATILES**
Client ID: **PBW** Batch ID: **C34086** RunNo: **34086**
Prep Date: Analysis Date: **5/9/2016** SeqNo: **1050699** Units: **µg/L**

Analyte	Result	PQL	SPK value	SPK Ref Val	%REC	LowLimit	HighLimit	%RPD	RPDLimit	Qual
1,1-Dichloropropene	ND	1.0								
Hexachlorobutadiene	ND	1.0								
2-Hexanone	ND	10								
Isopropylbenzene	ND	1.0								
4-Isopropyltoluene	ND	1.0								
4-Methyl-2-pentanone	ND	10								
Methylene Chloride	ND	3.0								
n-Butylbenzene	ND	3.0								
n-Propylbenzene	ND	1.0								
sec-Butylbenzene	ND	1.0								
Styrene	ND	1.0								
tert-Butylbenzene	ND	1.0								
1,1,1,2-Tetrachloroethane	ND	1.0								
1,1,2,2-Tetrachloroethane	ND	2.0								
Tetrachloroethene (PCE)	ND	1.0								
trans-1,2-DCE	ND	1.0								
trans-1,3-Dichloropropene	ND	1.0								
1,2,3-Trichlorobenzene	ND	1.0								
1,2,4-Trichlorobenzene	ND	1.0								
1,1,1-Trichloroethane	ND	1.0								
1,1,2-Trichloroethane	ND	1.0								
Trichloroethene (TCE)	ND	1.0								
Trichlorofluoromethane	ND	1.0								
1,2,3-Trichloropropane	ND	2.0								
Vinyl chloride	ND	1.0								
Xylenes, Total	ND	1.5								
Surr: 1,2-Dichloroethane-d4	11		10.00		107	70	130			
Surr: 4-Bromofluorobenzene	11		10.00		110	70	130			
Surr: Dibromofluoromethane	11		10.00		110	70	130			
Surr: Toluene-d8	10		10.00		102	70	130			

Sample ID **100ng lcs2** SampType: **LCS** TestCode: **EPA Method 8260B: VOLATILES**
Client ID: **LCSW** Batch ID: **C34086** RunNo: **34086**
Prep Date: Analysis Date: **5/9/2016** SeqNo: **1050700** Units: **µg/L**

Analyte	Result	PQL	SPK value	SPK Ref Val	%REC	LowLimit	HighLimit	%RPD	RPDLimit	Qual
Benzene	22	1.0	20.00	0	109	70	130			
Toluene	20	1.0	20.00	0	99.0	70	130			
Chlorobenzene	20	1.0	20.00	0	100	70	130			

Qualifiers:

*	Value exceeds Maximum Contaminant Level.	B	Analyte detected in the associated Method Blank
D	Sample Diluted Due to Matrix	E	Value above quantitation range
H	Holding times for preparation or analysis exceeded	J	Analyte detected below quantitation limits
ND	Not Detected at the Reporting Limit	P	Sample pH Not In Range
R	RPD outside accepted recovery limits	RL	Reporting Detection Limit
S	% Recovery outside of range due to dilution or matrix	W	Sample container temperature is out of limit as specified

QC SUMMARY REPORT

Hall Environmental Analysis Laboratory, Inc.

WO#: **1605125**

11-May-16

Client: Public Service Company

Project: Person Generating Station

Sample ID **100ng lcs2** SampType: **LCS** TestCode: **EPA Method 8260B: VOLATILES**

Client ID: **LCSW** Batch ID: **C34086** RunNo: **34086**

Prep Date: Analysis Date: **5/9/2016** SeqNo: **1050700** Units: **µg/L**

Analyte	Result	PQL	SPK value	SPK Ref Val	%REC	LowLimit	HighLimit	%RPD	RPDLimit	Qual
1,1-Dichloroethene	22	1.0	20.00	0	111	70	130			
Trichloroethene (TCE)	21	1.0	20.00	0	103	70	130			
Surr: 1,2-Dichloroethane-d4	11		10.00		105	70	130			
Surr: 4-Bromofluorobenzene	11		10.00		109	70	130			
Surr: Dibromofluoromethane	11		10.00		108	70	130			
Surr: Toluene-d8	10		10.00		100	70	130			

Qualifiers:

*	Value exceeds Maximum Contaminant Level.	B	Analyte detected in the associated Method Blank
D	Sample Diluted Due to Matrix	E	Value above quantitation range
H	Holding times for preparation or analysis exceeded	J	Analyte detected below quantitation limits
ND	Not Detected at the Reporting Limit	P	Sample pH Not In Range
R	RPD outside accepted recovery limits	RL	Reporting Detection Limit
S	% Recovery outside of range due to dilution or matrix	W	Sample container temperature is out of limit as specified

HALL ENVIRONMENTAL ANALYSIS LABORATORY

Hall Environmental Analysis Laboratory
4901 Hawkins NE
Albuquerque, NM 87109
TEL: 505-345-3975 FAX: 505-345-4107
Website: www.hallenvironmental.com

Sample Log-In Check List

Client Name: PNM Aztec Work Order Number: 1605125 RcptNo: 1

Received by/date: DA 05/03/16

Logged By: Lindsay Mangin 5/3/2016 4:40:00 PM

Completed By: Lindsay Mangin 5/4/2016 10:28:20 AM

Reviewed By: IO 05/04/16

Chain of Custody

1. Custody seals intact on sample bottles? Yes ☐ No ☐ Not Present ☑
2. Is Chain of Custody complete? Yes ☑ No ☐ Not Present ☐
3. How was the sample delivered? Client

Log In

4. Was an attempt made to cool the samples? Yes ☑ No ☐ NA ☐
5. Were all samples received at a temperature of >0° C to 6.0°C Yes ☑ No ☐ NA ☐
6. Sample(s) in proper container(s)? Yes ☑ No ☐
7. Sufficient sample volume for indicated test(s)? Yes ☑ No ☐
8. Are samples (except VOA and ONG) properly preserved? Yes ☑ No ☐
9. Was preservative added to bottles? Yes ☐ No ☑ NA ☐
10. VOA vials have zero headspace? Yes ☑ No ☐ No VOA Vials ☐
11. Were any sample containers received broken? Yes ☐ No ☑
12. Does paperwork match bottle labels? Yes ☑ No ☐
    (Note discrepancies on chain of custody)
    # of preserved bottles checked for pH: _____ (<2 or >12 unless noted)
13. Are matrices correctly identified on Chain of Custody? Yes ☑ No ☐ Adjusted? _____
14. Is it clear what analyses were requested? Yes ☑ No ☐
15. Were all holding times able to be met? Yes ☑ No ☐ Checked by: _____
    (If no, notify customer for authorization.)

Special Handling (if applicable)

16. Was client notified of all discrepancies with this order? Yes ☐ No ☐ NA ☑

    Person Notified: _____ Date: _____
    By Whom: _____ Via: ☐ eMail ☐ Phone ☐ Fax ☐ In Person
    Regarding: _____
    Client Instructions: _____

17. Additional remarks:

18. **Cooler Information**

Cooler No	Temp °C	Condition	Seal Intact	Seal No	Seal Date	Signed By
1	3.8	Good	Not Present			

Chain-of-Custody Record

Client: PNM John Hale MS 2100

Mailing Address: 2401 AZTEC RD NE
Albuquerque, NM 87107

Phone #: 505 241 2014

Email or Fax#: John.hale@PNMResources.com

QA/QC Package:
☐ Standard ☐ Level 4 (Full Validation)

Accreditation
☐ NELAP ☐ Other _____

☐ EDD (Type) _____

Turn-Around Time:
☒ Standard ☐ Rush _____

Project Name: Person Generating Station

Project #: Semi Annual Spring 2016

Project Manager: John Hale

Sampler: Mark Sikelianos

On Ice: ☒ Yes ☐ No

Sample Temperature: 3.8

HALL ENVIRONMENTAL ANALYSIS LABORATORY

www.hallenvironmental.com

4901 Hawkins NE - Albuquerque, NM 87109

Tel. 505-345-3975 Fax 505-345-4107

Analysis Request

Date	Time	Matrix	Sample Request ID	Container Type and #	Preservative Type	HEAL No. 1605125	BTEX + MTBE + TMB's (8021)	BTEX + MTBE + TPH (Gas only)	TPH 8015B (GRO / DRO / MRO)	TPH (Method 418.1)	EDB (Method 504.1)	PAH's (8310 or 8270 SIMS)	RCRA 8 Metals	Anions (F,Cl,NO_3,NO_2,PO_4,SO_4)	8081 Pesticides / 8082 PCB's	8260B (VOA)	8270 (Semi-VOA)					Air Bubbles (Y or N)
5/3/16	1530	Aqueous	PSMW-VEW	3-40ml	VOAs HCl	-001										X						
"	1535	"	PSMW-EW-1	"	"	-002										X						
"	1540	"	PSMW-EW-2	"	"	-003										X						
"	1545	"	PSMW-EW-3	"	"	-004										X						
"	1550	"	PSMW-EW-4	"	"	-005										X						
			Trip Blank			-006										X						

Date:	Time:	Relinquished by:	Received by:	Date	Time
5/3/16	1640	[signature]	[signature]	05/03/16	1640
Date:	Time:	Relinquished by:	Received by:	Date	Time

Remarks:

If necessary, samples submitted to Hall Environmental may be subcontracted to other accredited laboratories. This serves as notice of this possibility. Any sub-contracted data will be clearly notated on the analytical report.