




Department of Energy
National Nuclear Security Administration
Sandia Field Office
P.O. Box 5400
Albuquerque, NM 87185



JUN 21 2016



Mr. John E. Kieling
Chief
New Mexico Environment Department
Hazardous Waste Bureau
2905 Rodeo Park Dr. East, Bldg. 1
Santa Fe, New Mexico 87505

Subject: Notification of Class 1 Modification to Resource Conservation and Recovery Act Facility Operating Permit, Sandia National Laboratories/New Mexico

Dear Mr. Kieling:

The Department of Energy/National Nuclear Security Administration (DOE/NNSA) and Sandia Corporation (Sandia) are notifying the New Mexico Environment Department (NMED) of Class 1 modifications to the Resource Conservation and Recovery Act (RCRA) Facility Operating Permit (Permit) at Sandia National Laboratories/New Mexico (SNL/NM).

The changes are discussed below and are presented in enclosures to this letter, as required by the New Mexico Administrative Code, Title 20, Chapter 4, Part 1, Subpart IX (20.4.1.900 NMAC) incorporating Title 40 of the Code of Federal Regulations, Part 270.42(a) (40 CFR 270.42(a)).

The changes to Permit Attachment D include the following:

- Changes to Table D-5. The DOE/NNSA and Sandia are updating the roster of personnel who can serve as emergency coordinators at the Hazardous Waste Handling Unit, and are also revising contact information for each of the personnel on the list.
- Changes to Table D-7. The DOE/NNSA and Sandia are updating contact information for one emergency coordinator at the Thermal Treatment Unit.
- Changes to Table D-9. The DOE/NNSA and Sandia are updating contact information for two of the personnel who can serve as emergency coordinators at the Radioactive and Mixed Waste Management Unit.
- Changes to Table D-10. The DOE/NNSA and Sandia are correcting typographic errors in the location of two items of emergency equipment at the Auxiliary Hot Cell Unit.
- Changes to Table D-11. The DOE/NNSA and Sandia are updating contact information for the personnel who can serve as emergency coordinators at the Auxiliary Hot Cell Unit.


- Changes to Table D-13. The DOE/NNSA and Sandia are updating contact information for two of the personnel who can serve as emergency coordinators at the Manzano Storage Bunkers.

There are three enclosures to this letter. Enclosure 1 includes a table summarizing the permit modifications and the rationale for each. Enclosure 2 includes Permit Attachment D with the revisions shown in redline/strikeout format, and Enclosure 3 includes Permit Attachment D with the revisions in final form.

In accordance with 20.4.1.900 NMAC/40 CFR 270.42(a), the changes in emergency coordinator personnel and contact information that are described in this notification and Enclosures 1-3 took effect June 21, 2016. These changes do not substantially alter the permit conditions, (see 20 NMAC 4.1.900/ 40 CFR 270.42(d)(2)(i)) and do not reduce the capacity of DOE and Sandia to protect human health and the environment.

The DOE/NNSA and Sandia are available to provide additional information as necessary. Should you have any questions regarding this submittal, please contact Dave Rast of my staff at (505) 845-5349.

Sincerely,



Jeffrey P. Harrell
Manager

Enclosures

1. Summary of Changes for Sandia National Laboratories RCRA Facility Operating Permit
2. Proposed Revisions to Permit Attachment D

cc w/ enclosures:

David Cobrain
Hazardous Waste Bureau
New Mexico Environment Department
2905 Rodeo Park Dr. E., Building 1, Santa Fe, NM 87505

Brian Salem
Hazardous Waste Bureau
New Mexico Environment Department
121 Tijeras Ave. NE, Albuquerque, NM 87102

Susan Lucas-Kamat
DOE Oversight Bureau
New Mexico Environment Department
121 Tijeras Ave. NE, Albuquerque, NM 87102


Laurie King

**Notification of Class 1 Modification
Resource Conservation and Recovery Act Facility Operating Permit**

**Sandia National Laboratories / New Mexico
EPA ID No. NM5890110518**

CERTIFICATION STATEMENT


I certify under penalty of law that this document and all attachments were prepared under my direction or supervision according to a system designed to ensure that qualified personnel properly gather and evaluate the information submitted. Based on my inquiry of the person or persons who manage the system, or those persons directly responsible for gathering the information, the information submitted is, to the best of my knowledge and belief, true, accurate, and complete. I am aware that there are significant penalties for submitting false information, including the possibility of fine or imprisonment for knowing violations.



Michael W. Hazen, Vice President
Sandia Corporation
Albuquerque, New Mexico
Operator

5/31/16

Date Signed



Jeffrey Harrell, Manager
U.S. Department of Energy
National Nuclear Security Administration
Sandia Field Office
Owner

6/20/16

Date Signed

Enclosure 1

Summary of Revisions to Permit Attachment D

**Resource Conservation and Recovery Act
Facility Operating Permit**

**Sandia National Laboratories
NM5890110518**

ENCLOSURE 1
SUMMARY OF CHANGES FOR SANDIA NATIONAL LABORATORIES
RCRA FACILITY OPERATING PERMIT

June 2016

Item No.	Location	Current Language	Revised Language	Explanation for Change	Modification Class Rationale
1	Permit Attachment D, Table D-5	David Castillo (505) 284-4192 (office) (505) 269-1705 (cell) (505) 951-6340 (pager) Home Phone: (505) 899-1956	David Castillo Susan Johnson (505) 844-1396 284-4192 (office) (505) 690-4755 269-1705 (cell) (505-951-6340 pager) Home Phone: (505) 899-1956 690-4755	Revise name and contact information for personnel who serve as emergency coordinators.	<i>Class 1 modification.</i> Changes in name, address, or phone number of coordinators or other persons or agencies identified in the plan. 20.4.1.900 NMAC, 40 CFR 270.42, Appendix I, Modification B.6.d
2	Permit Attachment D, Table D-5	Chris Dean (505) 284-8083 (office) (505) 350-4982 (cell) (505) 283-1942 (pager) Home Phone: (505) 268-8913	Chris Dean (505) 284-8083 (office) (505) 639-3202 350-4982 (cell) (505-283-1942 pager) Home Phone: (505) 268-8913 350-4982	Revise contact information for personnel who serve as an emergency coordinator.	<i>Class 1 modification.</i> Changes in name, address, or phone number of coordinators or other persons or agencies identified in the plan. 20.4.1.900 NMAC, 40 CFR 270.42, Appendix I, Modification B.6.d

ENCLOSURE 1
SUMMARY OF CHANGES FOR SANDIA NATIONAL LABORATORIES
RCRA FACILITY OPERATING PERMIT

June 2016

Item No.	Location	Current Language	Revised Language	Explanation for Change	Modification Class Rationale
3	Permit Attachment D, Table D-5	<p>Mary Ann Krauss (505) 845-9997 (office) (505) 250-2422 (cell) (505) 951-6335 (pager)</p> <p>Therese Martinez-Loner 505) 284-5028 (office) (505) 401-0381 (cell) (505) 401-0381 (pager)</p> <p>Angel Ripoll (505) 284-5334 (office) (505) 573-0562 (cell) (505) 573-0562 (pager)</p> <p>Tony Mocadlo (505) 844-0564 (office) (505) 283-1947 (pager)</p>	<p>Mary Ann Krauss (505) 845-9997 (office) (505) 250-2422 (cell) (505) 951-6335 (pager)</p> <p>Therese Martinez-Loner 505) 284-5028 (office) (505) 401-0381 (cell) (505) 401-0381 (pager)</p> <p>Angel Ripoll (505) 284-5334 (office) (505) 573-0562 (cell) (505) 573-0562 (pager)</p> <p>Tony Mocadlo (505) 844-0564 (office) (505) 332-9168283-1947 (cell) pager</p>	<p>Revise contact information for alternate emergency coordinators who have cell phones and pagers. The pagers are redundant and not needed for personnel who carry cell phones.</p>	<p><i>Class 1 modification.</i> Changes in name, address, or phone number of coordinators or other persons or agencies identified in the plan.</p> <p>20.4.1.900 NMAC, 40 CFR 270.42, Appendix I, Modification B.6.d</p>
4	Permit Attachment D, Table D-7	<p>Daniel Dow Home Phone: (505) 892-0497</p>	<p>Daniel Dow Home Phone: (505) 514-9306892-0497</p>	<p>Revise contact information for emergency coordinator.</p>	<p><i>Class 1 modification.</i> Changes in name, address, or phone number of coordinators or other persons or agencies identified in the plan.</p> <p>20.4.1.900 NMAC, 40 CFR 270.42, Appendix I, Modification B.6.d</p>

ENCLOSURE 1
SUMMARY OF CHANGES FOR SANDIA NATIONAL LABORATORIES
RCRA FACILITY OPERATING PERMIT

June 2016

Item No.	Location	Current Language	Revised Language	Explanation for Change	Modification Class Rationale								
5	Permit Attachment D, Table D-9	<p>Leroy Duran (505) 284-1488 (office) (505) 951-6297 (pager)</p> <p>Jesse Farr (505) 284-3041 (office) (505) 951-6336 (pager)</p> <p>Howard Seeley (505) 284-6297 (office) (505) 951-6316 (pager)</p> <p>Jeff Jarry (505) 284-3080 (office) (505) 951-6332 (pager)</p>	<p>Leroy Duran (505) 284-1488 (office) (505) 951-6297 (pager) <u>980-4401 (cell)</u></p> <p>Jesse Farr (505) 284-3041 (office) (505) 951-6336 (pager)</p> <p>Howard Seeley (505) 284-6297 (office) (505) 951-6316 (pager)</p> <p>Jeff Jarry (505) 284-3080 (office) (505) 951-6332 (pager) <u>697-2108 (cell)</u></p>	Revise contact information for emergency coordinators who carry cell phones; switch from pagers to cell phones.	<p><i>Class 1 modification.</i> Changes in name, address, or phone number of coordinators or other persons or agencies identified in the plan.</p> <p>20.4.1.900 NMAC, 40 CFR 270.42, Appendix I, Modification B.6.d</p>								
6	Permit Attachment D, Table D-10:	<table border="1"> <tr> <td>Fixed shower/eyewash</td> <td>In equipment storage in Building 6597.</td> </tr> <tr> <td>Absorbent (sufficient absorbent for 55 gallons of liquid when liquid wastes are present)</td> <td>Near north entrance to Building 6597 high bay</td> </tr> </table>	Fixed shower/eyewash	In equipment storage in Building 6597.	Absorbent (sufficient absorbent for 55 gallons of liquid when liquid wastes are present)	Near north entrance to Building 6597 high bay	<table border="1"> <tr> <td>Fixed shower/eyewash</td> <td>In equipment storage in Building 6597 <u>Near north entrance to Building 6597 high bay.</u></td> </tr> <tr> <td>Absorbent (sufficient absorbent for 55 gallons of liquid when liquid wastes are present)</td> <td>to Building 6597 high bay <u>In equipment storage in Near north entrance to Building 6597 high bay</u></td> </tr> </table>	Fixed shower/eyewash	In equipment storage in Building 6597 <u>Near north entrance to Building 6597 high bay.</u>	Absorbent (sufficient absorbent for 55 gallons of liquid when liquid wastes are present)	to Building 6597 high bay <u>In equipment storage in Near north entrance to Building 6597 high bay</u>	Correct typographical error in location of emergency items.	<p><i>Class 1 modification.</i> Correction of typographical errors.</p> <p>20.4.1.900 NMAC, 40 CFR 270.42, Appendix I, Modification A.2</p>
Fixed shower/eyewash	In equipment storage in Building 6597.												
Absorbent (sufficient absorbent for 55 gallons of liquid when liquid wastes are present)	Near north entrance to Building 6597 high bay												
Fixed shower/eyewash	In equipment storage in Building 6597 <u>Near north entrance to Building 6597 high bay.</u>												
Absorbent (sufficient absorbent for 55 gallons of liquid when liquid wastes are present)	to Building 6597 high bay <u>In equipment storage in Near north entrance to Building 6597 high bay</u>												

ENCLOSURE 1
SUMMARY OF CHANGES FOR SANDIA NATIONAL LABORATORIES
RCRA FACILITY OPERATING PERMIT

June 2016

Item No.	Location	Current Language	Revised Language	Explanation for Change	Modification Class Rationale
7	Permit Attachment D, Table D-11	<p>David Siddoway (505) 844-2713 (office) (800) 341-1137 (pager)</p> <p>Michael Torneby (505) 845-3254 (office) (800) 343-9371 (pager)</p> <p>Home Phone: (505) 823-2451</p> <p>Bryan Green (505) 284-3161 (office) (505) 280-5118 (pager)</p>	<p>David Siddoway (505) 844-2713 (office) (800) 341-1137 (pager) <u>(505) 377-4002 (cell)</u></p> <p>Michael Torneby (505) 845-3254 (office) (800) 343-9371 (pager) <u>(505) 238-9948 (cell)</u></p> <p>Home Phone: (505) 823-2451 <u>270-5152</u></p> <p>Bryan Green (505) 284-3161 (office) (505) 280-5118 (pager)</p>	Revise contact information for emergency coordinators.	<p><i>Class 1 modification.</i> Changes in name, address, or phone number of coordinators or other persons or agencies identified in the plan.</p> <p>20.4.1.900 NMAC, 40 CFR 270.42, Appendix I, Modification B.6.d</p>
8	Permit Attachment D, Table D-13	<p>Leroy Duran (505) 284-1488 (office) (505) 951-6297 (pager)</p> <p>Jesse Farr (505) 284-3041 (office) (505) 951-6336 (pager)</p> <p>Howard Seeley (505) 284-6297 (office) (505) 951-6316 (pager)</p> <p>Jeff Jarry (505) 284-3080 (office) (505) 951-6332 (pager)</p>	<p>Leroy Duran (505) 284-1488 (office) (505) 951-6297 (pager) <u>980-4401 (cell)</u></p> <p>Jesse Farr (505) 284-3041 (office) (505) 951-6336 (pager)</p> <p>Howard Seeley (505) 284-6297 (office) (505) 951-6316 (pager)</p> <p>Jeff Jarry (505) 284-3080 (office) (505) 951-6332 (pager) <u>697-2108 (cell)</u></p>	Revise contact information for emergency coordinators who carry cell phones; switch from pagers to cell phones.	<p><i>Class 1 modification.</i> Changes in name, address, or phone number of coordinators or other persons or agencies identified in the plan.</p> <p>20.4.1.900 NMAC, 40 CFR 270.42, Appendix I, Modification B.6.d</p>

Enclosure 2

**Revisions to Permit Attachment D
Redline/Strikeout Format**

**Resource Conservation and Recovery Act
Facility Operating Permit**

**Sandia National Laboratories
NM5890110518**

**RESOURCE CONSERVATION AND
RECOVERY ACT FACILITY OPERATING
PERMIT**

ATTACHMENTS A THROUGH M

EPA ID No. NM5890110518

issued to the

U.S. DEPARTMENT OF ENERGY/SANDIA CORPORATION

for the

**SANDIA NATIONAL LABORATORIES
HAZARDOUS AND MIXED WASTE TREATMENT AND
STORAGE UNITS AND POST-CLOSURE CARE OF THE
CORRECTIVE ACTION MANAGEMENT UNIT**

located in

BERNALILLO COUNTY, NEW MEXICO

prepared by the

**NEW MEXICO ENVIRONMENT DEPARTMENT
HAZARDOUS WASTE BUREAU
2905 RODEO PARK DRIVE EAST, BUILDING 1
SANTA FE, NEW MEXICO 87505**

January 2015

PERMIT ATTACHMENT D CONTINGENCY PLAN

D.1 INTRODUCTION

This Permit Attachment describes Facility and site-specific contingency plans for the Permitted Units (*See* 40 CFR Part 264, Subpart D) including the Corrective Action Management Unit (CAMU). The Permitted Units covered by this Contingency Plan are listed in Permit Attachment J (*Hazardous Waste Management Units*) and described in Permit Attachment A (*Facility Description*).

Facility security personnel shall monitor each Unit periodically during non-operating hours. If an emergency is discovered during this monitoring, the Facility Emergency Operations Center (EOC) and the Unit-specific Emergency Coordinator (EC) shall be notified immediately.

D.2 DISTRIBUTION OF CONTINGENCY PLAN AND AMENDMENTS

Copies of the current Contingency Plan, including the applicable Unit-specific information shall be maintained: (1) at each Permitted Unit, (2) at the Facility Emergency Operations Center (EOC), and (3) in the Operating Record. The Permittees shall also provide copies of the Contingency Plan and any amendments and updates of it to the KAFB Fire Department and the New Mexico Environment Department (the Department).

The Emergency Coordinators (ECs) and Facility Emergency Response Organization (ERO) personnel shall review this Contingency Plan at least annually. The Contingency Plan shall be amended, if necessary, whenever one or more of the following occurs:

1. Applicable regulations or RCRA permit conditions that affect the Plan are revised;
2. There is a significant change in Facility or Permitted Unit design, construction, maintenance, operation, or other circumstance that increases the potential for emergencies or changes the response necessary in an emergency;
3. The list of designated ECs changes;
4. The list of required emergency equipment changes; or
5. Actual implementation of the Contingency Plan during an emergency demonstrates inadequacies or the Contingency Plan fails.

D.3 EMERGENCY RESPONSE PERSONNEL AND SUPPORT AGREEMENTS

The Permittees shall ensure that emergency response personnel and support agreements are available for each Permitted Unit at the Facility as described in this section.

D.3.1 Emergency Coordinator and Responsibilities

The EC shall have thorough familiarity with this Contingency Plan, including the applicable Unit-specific information, Unit layout and operations, the location of records, the locations and characteristics of the hazardous or mixed waste managed at the Unit, and the emergency equipment and supplies. The EC shall have the authority through the Permittees' management to

commit the necessary resources (including personnel, materials, and funds) to respond to an emergency at the Permitted Unit.

During emergencies or until the Facility Emergency Response Incident Commander (IC) arrives and takes control, the EC has three primary responsibilities:

1. **Assess the Situation.** By observing the scene, interviewing personnel, and reviewing records as appropriate, the EC shall gather information relevant to the response, such as the type of event, quantity and type of released material or waste, and actual or potential hazards to human health or the environment.
2. **Protect Personnel.** The EC shall take all reasonable measures to ensure the safety of personnel, such as activating the fire alarm, accounting for personnel, attending to injuries, or coordinating the evacuation of personnel, if necessary. If evacuation is indicated for other personnel outside of a Permitted Unit, the IC must be informed.
3. **Contain or Mitigate the Hazards.** The EC shall take reasonable measures to ensure that fires, explosions, or releases do not occur, recur, or spread.

After emergencies, the EC shall ensure that the Unit and equipment are cleaned, waste is properly managed and disposed of, the Unit is safe to resume operation, and all notifications and reports are provided to the Department, as outlined in Sections D.8, D. 9, and D.13 of this Permit Attachment.

In the event that the EC is not on site or immediately available during an emergency, an alternate EC shall be responsible for conducting the duties of the EC. The names, addresses, and phone numbers of the primary and alternate ECs for each Permitted Unit are included in each Unit-specific Section of this Permit Attachment. A Unit-specific EC or alternate EC shall be on-site or immediately available during the operating hours of each Unit and shall be on call the rest of the time. The ECs shall also be available during non-routine hazardous or mixed waste management operations that may be conducted outside normal operating hours.

D.3.2 Emergency Response Groups

The Facility emergency response organization (ERO) consists of two response groups that respond to an emergency situation: (1) a field response group led by an IC under the Incident Command System and (2) the EOC. The Incident Command System includes Facility security, the KAFB Fire Department, and Facility Permitted Unit personnel; any of these will be deployed in an emergency response as required by the circumstances of the emergency. An IC shall be on site at the Facility at all times (24 hours per day, 7 days per week). Facility security and the KAFB Fire Department personnel are available at all times. Waste management personnel shall be available on-site at the Facility during operating hours at the Permitted Units. The Facility EOC staff shall include personnel who are responsible for the management decisions and notifications to outside parties that are required during an emergency response. Such personnel shall be available on-site at the Facility during operating hours at the Permitted Units, and shall be on call the rest of the time.

In the field, the IC shall maintain overall management and control of response operations at the emergency site once control is relinquished by the EC. The IC shall work in a unified command with the KAFB Fire Department and in concert with safety personnel, the EC, other emergency responders and waste management personnel to develop and execute response plans, including on-site protective actions and recommendations for off-site protective actions. The Incident Command System or equivalent system shall be implemented at the time an emergency occurs and shall remain in effect until the need for emergency management no longer exists.

D.3.3 Emergency Chain of Command

When the EC is notified of or discovers an incident, he shall first determine if the procedures for emergencies should be implemented. The EC shall manage the emergency response until the IC arrives at the Unit and will relinquish control to the arriving IC. If possible, the EC shall maintain communication with the IC by telephone or radio before the IC arrives at the Unit. The EC shall remain at the Unit as necessary and assist in emergency response as directed by the IC. The EC shall advise the IC, as needed, on Unit operations, Unit layout, characteristics of hazardous or mixed waste on-site, location of records, radio and cellular communication systems, and other information as necessary to respond to the emergency.

The IC is the liaison for communications with other emergency response organizations and functions, including medical and fire protection support. The EC can request both medical and fire protection services, if necessary, at the same time that he notifies the IC of an emergency.

D.3.4 Support Agreements and Coordination with Outside Agencies

The Permittees shall maintain sufficient response resources to handle emergencies arising from hazardous waste management activities as described in this Contingency Plan. These response resources include personnel, emergency equipment, medical facilities, communications systems, and support agreements with off-site agencies and facilities. Permittees shall attempt to establish mutual aid agreements and memoranda of understanding with several off-site agencies and facilities for additional response capabilities for the Facility. Such agencies and facilities include the establishments listed in Table D-1. If the Permittees cannot establish mutual aid agreements or memoranda of understanding through no fault of their own, the Permittees shall maintain in the Operating Record demonstration of the failed attempt.

D.4 EMERGENCY EQUIPMENT

A list of equipment that shall be available through the Facility emergency response system is provided in Table D-2. Lists of emergency equipment that shall be available for use at each Unit are presented below under the Unit-specific Sections of this Permit Attachment.

TABLE D-1	
Agreements and Memoranda of Understanding for Emergency Response	
Agency or Facility	Type of Service
The New Mexico Department of Homeland Security and Emergency Management	Mutual aid involving an actual or potential emergency, assistance in training and emergency response.
The 377th Air Base Wing, Kirtland Air Force Base	Various types of support, including fire protection, police services, communications, and utilities.
The U.S. Forest Service ^a	Cooperative fire fighting arrangement between the USFS and KAFB for wild land fires.
The City of Albuquerque	Mutual support and responsibilities during a potential or actual emergency requiring the combined resources of DOE and the City of Albuquerque.
Lovelace Medical Center	Mutual cooperation and assistance in providing timely and effective emergency medical services.
Presbyterian Health Care Services	Mutual cooperation and assistance in providing timely and effective emergency medical services.

^a The Permittees are not a direct party to the agreement between the U.S. Forest Service and Kirtland Air Force Base.

D.5 CONTINGENCY PLAN IMPLEMENTATION

Anyone who becomes aware of an incident or emergency shall contact facility personnel or the EC immediately. If an incident is determined to be an emergency, the Permittees shall implement evacuation procedures, as appropriate, as described in Section D.7 of this Permit Attachment.

If the EC determines that an emergency situation exists or is imminent at the Unit, the EC shall immediately notify the EOC and activate this Contingency Plan. The methods for contacting emergency response representatives are listed in Table D-2.

TABLE D-2	
Facility -Wide Emergency Response Equipment	
Item or Equipment	Description/Telephone
Emergency Vehicles (owned by DOE/SNL unless noted)	
Emergency Response Vehicle	Mobile Command Post equipped with communications equipment, located at the Facility. Facility Emergency Response System — Call 911 or (505) 844-0911
Ambulance	Typically located at SNL medical facility. SNL Emergency Response System — Call 911 or (505) 844-0911
Security Vehicles	Vans and trucks equipped with communications equipment and utilized for transportation of personnel and equipment, located throughout SNL. SNL Emergency Response System — Call 911 or (505) 844-0911
Fire Trucks (owned by KAFB Fire Department)	Fire-fighting vehicles outfitted with equipment for fighting fires, located at KAFB fire stations. SNL Emergency Response System — Call 911 or (505) 844-0911
Medical Supplies	
Stretchers/Stokes Litter	Equipment for movement of injured personnel. Stokes litter will immobilize personnel so they may be moved vertically. Typically located in ambulance or at SNL medical facility. SNL Emergency Response System — Call 911 or (505) 844-0911
Blankets	Normal blankets, located in ambulance or at SNL medical facility. SNL Emergency Response System — Call 911 or (505) 844-0911
Medical Kits	Emergency first-aid supplies, located in ambulance or at SNL medical facility. SNL Emergency Response System — Call 911 or (505) 844-0911
Safety Supplies	
Air Packs	Self-contained breathing apparatus for use by personnel entering hazardous atmospheres, located in ambulance or response vehicle. SNL Emergency Response System — Call 911 or (505) 844-0911
Monitoring Instruments	Typically located in ambulance or emergency response vehicle. SNL Emergency Response System — Call 911 or (505) 844-0911

Note: The Facility EOC is located at Technical Area I (TA-I).

TABLE D-3 Emergency Response System Notification	
Method	Emergency Number
Telephone (at Unit)	911
Mobile Telephone	(505)-844-0911
Portable Radio	NA
Automatic notification of emergency response when smoke detector or pull station is activated and/or water flows in sprinkler system, except as noted	NA

Note: Any person in any Unit is authorized to implement the evacuation procedures, notify the Unit-specific EC or alternate EC, or contact the emergency response representatives in the unlikely event that the Unit-specific EC or alternate EC cannot be contacted or respond in a timely manner.

D.6 EMERGENCIES

In the event of an emergency, the EC, a designee, or waste management personnel shall immediately telephone the EOC (by calling 911 or 844-0911) or notify them in some other way. The EC and the IC shall:

1. Determine the extent of the emergency;
2. Identify the character, source, amount, and extent of released materials or waste by observation, records reviews, or chemical analysis;
3. Assess possible resulting hazards to human health or the environment, considering both direct and indirect effects;
4. Take all reasonable measures necessary to ensure fires, explosions, and releases do not occur, recur, or spread to other hazardous or mixed waste at the Unit, including collecting and containing released waste, and removing or isolating containers; and
5. Monitor for leaks, pressure buildup, gas generation, and ruptures in equipment.

D.6.1 Fire

The following steps shall be implemented as needed in the event of an emergency involving an imminent or existing fire that could threaten human health or the environment:

1. All non-essential personnel shall evacuate following the evacuation routes described in each of the Unit-specific Sections of this Permit Attachment or to an alternate assembly location as directed by the EC. All personnel may evacuate at this time.
2. The EC (or waste management personnel) shall immediately notify the Facility ERO and KAFB Fire Department by activating a manual pull alarm or by dialing the EOC at 911 or 844-0911. Medical response can also be requested at the same time. The KAFB Fire Department and Facility ERO are also notified by activation of automatic fire alarms at the Units.

3. Waste management personnel may consider taking action to put out the fire or minimize its spread only if safe. These actions may be taken only after the IC and KAFB Fire Department have been notified. Personnel must not jeopardize their own safety or the safety of other personnel.
4. If the fire is small and the fuel source is small, portable fire extinguishers may be used to put out the fire.
5. Fire extinguishers shall only be used by personnel trained in their use, and only for very small fires.
6. Flammable materials shall be removed from the area of fire if safe.
7. Only appropriate fire extinguishers and/or fire extinguishing agents shall be used for water-reactive waste (e.g., Met-L-X, Lith-X, or equivalent).
8. If the fire spreads or increases in intensity, all remaining personnel must evacuate.
9. The EC shall take actions as directed by the IC. Unless directed otherwise, the EC shall remain near the Unit, but at a safe distance, so he can advise personnel responding to the fire of the known hazards.
10. Upon arrival at a fire, the KAFB Fire Department officer-in-charge is in command of fire fighting. DOE/Sandia emergency response and waste management personnel shall advise and assist the KAFB Fire Department, but the officer-in-charge retains the responsibility of selecting the fire-fighting methods and tactics.
11. Hazardous or mixed wastes involved in a fire can be identified in the following ways:
 - a) The location of the container may indicate the contents.
 - b) If the location does not indicate its contents, the label number can be used to identify the waste.
 - c) Records on the contents of each container can be accessed from outside the Unit or in the Unit office.
 - d) If the label has been burned and the container cannot be identified, the material or waste shall be treated as an unknown and analyzed according to the methods described in the Waste Analysis Plan under Permit Attachment C.
12. Spills of hazardous or mixed wastes shall be collected and contained by stabilizing or neutralizing the spilled waste, as appropriate; pouring an absorbent over the spilled waste; and sweeping or shoveling the absorbed waste into drums or other appropriate containers.
13. Surfaces affected by released hazardous or mixed wastes shall be cleaned using cleaners appropriate to the wastes.
14. If possible and safe, responding personnel shall take measures to contain potentially hazardous run-off and keep it away from storm drains or sewers (for example, by building dikes around storm drains).
15. Any fire-fighting waters collected in the storm water catchment and retention ponds at the HWHU and RMWMU, the storm water retention tank at the TTU, or the floor trenches at the AHCU shall be analyzed to determine the appropriate method for management and subsequent disposal of the waste water.

D.6.2 Explosion

The following steps shall be implemented as needed in the event of an emergency involving an imminent or existing explosion that could threaten human health or the environment:

1. Personnel shall immediately evacuate the area.
2. The EC (or personnel) shall immediately notify the Facility ERO and KAFB Fire Department by activating a manual pull alarm or by dialing the EOC at 911 or 844-0911. Medical response can also be requested at the same time. The KAFB Fire Department and the ERO are also notified by activation of automatic fire alarms at the Units.
3. The EC shall take actions as directed by the IC. Unless directed otherwise, the EC shall remain near the Unit, but at a safe distance, so that he or she can advise the response personnel of the hazards involved and the degree and location of the explosion and any fires.
4. Upon arrival at the site, the KAFB Fire Department officer-in-charge is in command of fire fighting. The EC shall advise and assist the KAFB Fire Department, but the officer-in-charge retains the responsibility of selecting the fire-fighting methods and tactics.
5. The IC shall be in overall control of Facility emergency response efforts until the emergency is terminated.
6. Wastes may be stabilized or neutralized, as appropriate; pouring an absorbent over the waste; and sweeping or shoveling the absorbed waste into drums or appropriate containers.
7. Surfaces affected by released hazardous or mixed wastes shall be cleaned using cleaners appropriate to the wastes involved.
8. If possible and safe, personnel shall take measures to contain potentially hazardous runoff and prevent it from entering storm drains, sewers, ditches, or drop inlets (for example, by building dikes around storm drains).
9. Any potentially contaminated waters collected in storm water catchment and retention ponds and tanks or floor trenches shall be analyzed to determine the appropriate treatment and disposal method, as applicable.
10. The EC shall secure all equipment (e.g., process equipment, ventilation equipment) that may be affected by the explosion and any fire once entry has been determined to be safe by the IC or a safety officer.

D.6.3 Uncontrolled Release

The following steps shall be implemented by the EC and Unit personnel in the event of an emergency involving an imminent or existing release of hazardous or mixed waste or hazardous waste constituents that could threaten human health or the environment:

1. Evacuate the immediate area.
2. The EC (or Unit personnel) shall immediately notify the ERO and KAFB Fire Department by activating a manual pull alarm or by dialing the EOC at 911 or 844-0911. Medical response can also be requested at the same time. The KAFB Fire Department and ERO are also notified by activation of automatic fire alarms at the Units.
3. Take actions to minimize, contain, and clean up the release only if safe.

4. Review Facility records (e.g., waste inventory database) to determine the identity and chemical nature of the released material or waste.
5. Wear appropriate personal protective equipment for exposure to the material or waste.
6. If possible, secure the source of the release.
7. If necessary and possible, build a dike to contain runoff.
8. Take measures to contain potentially hazardous runoff and keep it away from storm drains or sewers and if possible, build dikes around the storm drains.
9. Released wastes shall be collected and contained by stabilizing or neutralizing the spilled waste, as appropriate; pouring an absorbent over the spilled waste; and sweeping or shoveling the absorbed waste into drums or other appropriate containers.
10. No waste that may be incompatible with a released waste shall be treated, stored, or disposed of in the vicinity of the release location until the released waste is cleaned up or stabilized.
11. After collection of a released waste, the release site shall be sampled and evaluated. If contamination is present, the contaminated media shall be characterized and remediated to achieve clean closure as defined in Section 6.2.1 of Permit Part 6. The Permittees may choose to implement an alternative decontamination method for contaminated media such as surface cleaning or in-situ neutralization or stabilization. Any such alternative shall be approved by the Department prior to implementation. If the contaminated media cannot be remediated to achieve clean closure, the contaminated media shall be subject to corrective action as required under Permit Part 8.

D.7 EVACUATION

During an emergency that threatens the health or safety of personnel within a Permitted Unit, the following steps shall be taken to facilitate safe coordinated evacuation:

1. Stop work.
2. If safe, close containers and shut down equipment or otherwise place it in a safe mode.
3. Alert personnel in the affected area by announcing the evacuation by voice command, "Evacuate the area."
4. Activate the internal communications and alarm systems.
5. Notify the Facility ERO by activating a manual pull alarm or by dialing the EOC at 911 or 844-0911. Medical response can also be requested at the same time. The KAFB Fire Department and the ERO are also notified by activation of automatic fire alarms at the Units.
6. Check whether the evacuation route is safe.
7. If there is no evidence of danger or obstacles, exit the Permitted Unit according to the evacuation routes.
8. If there is evidence of danger or obstacles, exit the Permitted Unit by any safe route available.
9. If safe, check for other personnel in other areas.
10. Proceed to the designated assembly area for roll call to be taken by the EC.
11. If the EC and personnel are assembling at an alternate location, proceed to that location.
12. Inform the EC about any people that may still be inside the Permitted Unit.
13. Do not re-enter the Permitted Unit until the IC determines that is safe.

D.8 COORDINATION WITH OFF-SITE PARTIES AND EMERGENCY NOTIFICATION

The Permittees shall verbally inform the City of Albuquerque, KAFB command, and Isleta Pueblo immediately, in the event that residents of Albuquerque or Isleta Pueblo, or workers at KAFB could be affected. The notification shall include available information about the nature and location of the emergency, the materials and wastes involved, and the recommended protective actions and any relevant information listed in Section 1.9.9 of Permit Part 1 and Section 2.13 of Permit Part 2. Protective actions may include evacuation or sheltering indoors with doors and windows closed and ventilation systems shut off.

The Permittees shall verbally notify the New Mexico Department of Public Safety (1-505-827-9329) and the National Response Center (1-800-424-8802) in accordance with 40 CFR 264.56(d) if human health or the environment outside the SNL Facility is threatened. The notification shall include a description of the emergency with the following information:

1. Name, address, and telephone number of the owner or operator, and name and telephone number of person making the report;
2. Name and address of the Facility;
 - c). time and type of incident;
 - d). name and quantity of material(s) involved, to the extent known;
 - e). the extent of injuries, if any;
 - f). the possible hazards to human health, or the environment, outside the Facility.

Further, the Permittees shall also provide this information to the Department.

D.8.1 Post-Emergency Actions

Immediately after an emergency, the EC and when present, the IC, shall:

1. Continue to monitor for leaks, pressure buildup, gas generation, and ruptures in valves, pipes, or other equipment as appropriate until normal operations are resumed;
2. Provide for proper treatment, storage, or disposal of recovered material or waste, contaminated soil or surface water, or any other media or material;
3. Ensure that no waste that may be incompatible with the released material or waste is transferred to, treated at, or stored at the Permitted Unit in the vicinity of the release location until normal operations are resumed; and
4. Ensure that all equipment that is listed in this Permit Attachment is fit for its intended use.

Before resuming hazardous waste management operations at the Permitted Unit after an emergency, the Permittees shall notify the Department.

D.9 EMERGENCY RESPONSE RECORDS AND REPORTS

The time, date, and details of an emergency that require implementation of this Contingency Plan shall be noted in the Operating Record maintained for the affected Unit. Within fifteen (15)

calendar days following the emergency, a written report shall be submitted to the Department in hard copy or via e-mail identifying:

1. Name, address, and telephone number of the reporter;
2. Name, address, and telephone number of the Facility;
3. Date, time, and type of the emergency (e.g., fire, explosion, release);
4. Name and quantity of material(s) and wastes involved;
5. Extent of injuries (if any);
6. Assessment of actual or potential hazards to human health or the environment, where applicable; and
7. Estimated quantity and disposition of recovered material, contaminated media, and wastes that resulted from the emergency.

D.10 ADDITIONAL CONTINGENCY PLAN INFORMATION FOR THE HAZARDOUS WASTE HANDLING UNIT

This Section contains additional information for the Hazardous Waste Handling Unit (HWHU). Current copies of this Contingency Plan shall be maintained at the HWHU and at the Facility EOC.

Figure 43 of Permit Attachment L (*Figures*) presents the evacuation routes for the HWHU. Figure 44 of Permit Attachment L (*Figures*), illustrates the HWHU emergency response and access information locations. The Permittees shall maintain at the HWHU the emergency equipment listed in Table D-4 of this Permit Attachment. The Permittees shall keep current the list of ECs for the HWHU in Table D-5 of this Permit Attachment.

TABLE D-4 Emergency Equipment to be Maintained at the HWHU		
Category	Description	Location
Building 958		
Spill Control and Decontamination Equipment	Fixed shower / eyewash	Near south entrance
	Recovery drums and containers	In equipment storage at the HWHU
	Absorbent (sufficient absorbent for 55 gallons of liquid when liquid wastes are present)	In equipment storage at the HWHU
	Spill cleanup items (mops, brooms, and/or shovels)	In equipment storage at the HWHU
	Self-contained breathing apparatus (SCBA)	At south entrance
	Miscellaneous personal protective equipment (protective suits, goggles, and/or safety glasses, gloves)	In equipment storage at the HWHU
Internal Communication and Alarm System	Voice command	
	Fire alarm pull station (pulling handle sends signal to KAFB fire department, does not actuate sprinklers)	On the walls near north and south personnel doors
	Audible fire alarms	

**TABLE D-4
 Emergency Equipment to be Maintained at the HWHU**

Category	Description	Location
External Communication System	Telephones – unlimited employee access	One on the interior walls near the north and south entrances
	Fire alarm pull stations (pulling handle sends signal to KAFB fire department, does not actuate sprinklers)	On the walls near north and south personnel doors
Fire Extinguishers	Portable (A-B-C)	One at both the north and south entrances
Fire Suppression	Automatic wet-pipe water sprinkler system, with heat-actuated sprinklers	Coverage throughout the building
	Water supplied by fire hydrants	One hydrant, location shown in Figure 44 of Permit Attachment L (<i>Figures</i>)
Building 959		
Spill Control and Decontamination Equipment	Fixed shower/eyewash	Near south entrance
	Recovery drums and containers	In equipment storage at the HWHU
	Absorbent (sufficient absorbent for 55 gallons of liquid when liquid wastes are present)	In equipment storage at the HWHU
	Spill cleanup items (mops, brooms, and/or shovels)	In equipment storage at the HWHU
	SCBA	In equipment storage at the HWHU
	Miscellaneous personal protective equipment (protective suits, goggles, and/or safety glasses, gloves)	In equipment storage at the HWHU
Internal Communication and Alarm System	Voice command	
	Fire alarm pull station (pulling handle sends signal to KAFB fire department, does not actuate sprinklers).	On the walls near each personnel door and one inside the office area
	Audible fire alarms	
External Communication System	Telephones – unlimited employee access	One in the office
	Fire alarm pull station (pulling handle sends signal to KAFB fire department, does not actuate sprinklers).	On the walls near each personnel door
Fire Extinguishers	Portable (A-B-C)	One at both the north and south entrances
	Portable (D)	One in the general use area, one in the office
Fire Suppression	Automatic wet-pipe water sprinkler system, heat-actuated sprinklers	Coverage throughout the building
	Water supplied by fire hydrants	One hydrant, location shown in Figure 44 of Permit Attachment L (<i>Figures</i>)

TABLE D-4 Emergency Equipment to be Maintained at the HWHU		
Category	Description	Location
Modular Storage Buildings (958B and 958C)		
Spill Control and Decontamination Equipment	Personal protective equipment Recovery drums and containers Absorbent (sufficient absorbent for 55 gallons of liquid when liquid wastes are present) and spill cleanup items	Buildings 958 and 959, equipment storage at the HWHU
Internal Communication and Alarm System	Voice command	
	Fire alarm pull-boxes (pulling handle sends signal to KAFB fire department, does not actuate system). Audible fire alarms	Buildings 958 and 959
External Communication System	Telephones – unlimited employee access	Buildings 958 and 959
	Fire alarm pull boxes (pulling handle sends signal to KAFB fire department, does not actuate system)	Buildings 958 and 959
Fire Suppression	Ansul automatic dry chemical system	Coverage throughout the building

TABLE D-5 Emergency Coordinator List for the HWHU			
HWHU Emergency Coordinator		Office Phone	Home Phone
Primary Office Address:	Susan Johnson David Castillo Sandia National Laboratories P.O. Box 5800 Albuquerque, New Mexico	(505) 844-1396284-4192 (office) (505) 690-4755269-1705 (cell) (505) 951-6340 (pager)	(505) 690-4755899-1956
First Alternate Office Address:	Chris Dean Sandia National Laboratories P.O. Box 5800 Albuquerque, New Mexico	(505) 284-8083 (office) (505) 639-3202350-4982 (cell) (505) 283-1942 (pager)	(505) 350-4982268-8913
Second Alternate Office Address	Mary Ann Krauss Sandia National Laboratories P.O. Box 5800 Albuquerque, New Mexico	(505) 845-9997 (office) (505) 250-2422 (cell) (505) 951-6335 (pager)	(505) 299-0793
Third Alternate Office Address	Therese Martinez-Loner Sandia National Laboratories P.O. Box 5800 Albuquerque, New Mexico	505) 284-5028 (office) (505) 401-0381 (cell) (505) 401-0381 (pager)	(505) 401-0381
Fourth Alternate	Angel Ripoll Sandia National Laboratories P.O. Box 5800 Albuquerque, New Mexico	(505) 284-5334 (office) (505) 573-0562 (cell) (505) 573-0562 (pager)	(505) 573-0562

TABLE D-5			
Emergency Coordinator List for the HWHU			
HWHU Emergency Coordinator		Office Phone	Home Phone
Fifth Alternate	Tony Moadlo Sandia National Laboratories P.O. Box 5800 Albuquerque, New Mexico	(505) 844-0564 (office) (505) 332-9168 283-1947 (cell pager)	(505) 332-9168

D.11 ADDITIONAL CONTINGENCY PLAN INFORMATION FOR THE THERMAL TREATMENT UNIT

This Section contains additional information for the Thermal Treatment Unit (TTU). Current copies of this Contingency Plan shall be maintained at the TTU and at the Facility EOC.

Figure 45 of Permit Attachment L (*Figures*) presents the evacuation routes for the TTU. The Permittees shall maintain at the TTU the emergency equipment listed in Table D-6 of this Permit Attachment. The Permittees shall keep current the list of ECs for the TTU in Table D-7 of this Permit Attachment.

D.12 ADDITIONAL CONTINGENCY PLAN INFORMATION FOR THE RADIOACTIVE AND MIXED WASTE MANAGEMENT UNIT

This Section contains additional information for the Radioactive and Mixed Waste Management Unit (RMWMU). Current copies of this Contingency Plan shall be maintained at the RMWMU and at the Facility EOC.

Figure 46 of Permit Attachment L (*Figures*) presents the evacuation routes for the RMWMU. The Permittees shall maintain at the RMWMU the emergency equipment listed in Table D-8 of this Permit Attachment. The Permittees shall keep current the list of ECs for the RMWMU in Table D-9 of this Permit Attachment.

TABLE D-6		
Emergency Equipment to be Maintained at the TTU Building 6715		
Category	Description	Location
Safety and Decontamination Equipment	Permanent eyewash/hand-held deluge showers	Building 6715
	First aid kit	Building 6715
	Absorbent (sufficient absorbent for 20.8 gallons of liquid that could be present in the burn pan)	Building 6715
	Recovery drums and containers	In equipment storage at Building 6715
	Spill cleanup items (mops, brooms, and/or shovels)	Building 6715 equipment storage
	Miscellaneous PPE (protective suits, goggles, gloves)	Building 6715

TABLE D-6 Emergency Equipment to be Maintained at the TTU Building 6715		
Category	Description	Location
Internal Communication and Alarm System	Fire alarm pull station (pulling handle sends signal to KAFB fire department)	One on east wall inside Building 6715 near personnel door
	Public address system	Microphone in Building 6715
External Communication System	Telephones	Building 6715
	Fire alarm pull station (pulling handle sends signal to KAFB fire department)	Near personnel doors in Building 6715.
Fire Extinguishers	Portable (A-B-C)	One at or near each personnel door in Buildings 6715, one located at the TTU fence.
Fire Suppression	Water supplied by fire hydrant	One hydrant, location is shown in Figure 45, Attachment L (<i>Figures</i>)

TABLE D-7 Emergency Coordinator List for the TTU			
TTU Emergency Coordinator		Office Phone	Home Phone
Primary Office Address:	Tim Covert Sandia National Laboratories P.O. Box 5800 Albuquerque, NM 87185	(505) 284-4664 (office) (505) 951-7315 (pager)	(505) 506-5907
First Alternate Office Address:	Daniel Dow Sandia National Laboratories P.O. Box 5800 Albuquerque, NM 87185	(505) 284-1622 (office) (505) 951-6781 (pager)	(505) 514-9306892- 0497
Second Alternate Office Address:	Marcus Chavez Sandia National Laboratories P.O. Box 5800 Albuquerque, New Mexico	(505) 284-1278 (office) (505) 283-1709 (pager)	(505) 974-8918

TABLE D-8 Emergency Response Equipment to be Maintained at the RMWMU		
Category	Description	Location
Building 6920		
Spill Control and Decontamination Equipment	Eyewash Stations/ Showers	On north wall in south bay Near office in north bay
	Absorbent (sufficient absorbent for 55 gallons of liquid when liquid wastes are present)	In hallway between north and south bays
	Spill cleanup items (mops, brooms, and/or shovels)	In equipment storage at the RMWMU
	Recovery drums and containers	In equipment storage at the RMWMU

TABLE D-8		
Emergency Response Equipment to be Maintained at the RMWMU		
Category	Description	Location
	Miscellaneous PPE (protective suits, goggles, and/or safety glasses, chemical-resistant gloves)	In hallway between north and south bays
Internal Communication and Alarm System	Voice command Portable 2-way radio or equivalent, as needed	Operating personnel
	Fire alarm pull station (pulling handle sends signal to KAFB fire department, does not actuate sprinklers)	By personnel door in northeast corner of building By personnel door in southeast corner of south bay In southwest corner of southwest airlock By personnel door in west mechanical room By personnel door on north wall of north bay By personnel door in entryway west of office
	Audible fire alarms	Located throughout the building
	External Communication System	Telephones
Fire Extinguishers	Fire alarm pull station (pulling handle sends signal to KAFB fire department, does not actuate sprinklers)	By personnel door in northeast corner of building By personnel door in southeast corner of south bay In southwest corner of southwest airlock By personnel door in west mechanical room By personnel door on north wall of north bay By entryway west of office
	Portable (A-B-C)	By personnel door in northeast corner of building By personnel door in southeast corner of south bay By personnel door in southwest corner of south bay In hallway between north and south bays By personnel door in west mechanical room
	Portable (D)	In northwest corner of north bay
	Portable (A-B-C)(D)	By personnel door on north wall of north bay
Fire Suppression	Automatic wet-pipe sprinkler system with heat-actuated sprinklers	Coverage throughout the building
	Water supplied by fire hydrants	Three hydrants, Figure 47 of Permit Attachment L (<i>Figures</i>)
Building 6921		
Spill Control and Decontamination Equipment	Eyewash Station/Shower	On north wall of assay area
	Absorbent (sufficient absorbent for 55 gallons of liquid when liquid wastes are present)	By north wall of assay area
	Spill cleanup items (mops, brooms, and/or shovels)	In equipment storage at the RMWMU

**TABLE D-8
 Emergency Response Equipment to be Maintained at the RMWMU**

Category	Description	Location
	Recovery drums and containers	In equipment storage at the RMWMU
	Miscellaneous PPE (protective suits, goggles, and/or safety glasses, chemical-resistant gloves)	By north wall of assay area
Internal Communication and Alarm System	Voice command	Operating personnel
	Portable 2-way radio or equivalent, as needed	
	Fire alarm pull station (pulling handle sends signal to KAFB fire department, does not actuate sprinklers)	By personnel door in electrical/mechanical room
		In central hallway outside restrooms In northwest corner of assay area By east personnel door in southeast counting room By east personnel door in middle east office area
Audible fire alarms	Located throughout the building	
External Communication System	Telephones	Office and lab areas
	Fire alarm pull station (pulling handle sends signal to KAFB fire department, does not actuate sprinklers)	By personnel door in electrical/mechanical room
		In central hallway outside restrooms In northwest corner of assay area By east personnel door in southeast counting room By east personnel door in middle east office area
Fire Extinguishers	Portable (A-B-C)	By north personnel door in electrical/mechanical room
		In hallway near restrooms
		By northwest personnel door of assay area By east personnel door in southeast counting room
Fire Suppression	Automatic wet-pipe sprinkler system with heat-actuated sprinklers	Coverage throughout the building
	Water supplied by fire hydrants	Three hydrants, locations shown in Figure 47 (<i>Figures</i>) of Permit Attachment L
Building 6925		
Spill Control and Decontamination Equipment	Portable Eyewash	By personnel door near center of south wall
	Absorbent (sufficient absorbent for 55 gallons of liquid when liquid wastes are present)	By personnel door near center of south wall
	Spill cleanup items (mops, brooms, and/or shovels)	In equipment storage at the RMWMU
	Recovery drums and containers	In equipment storage at the RMWMU
	Miscellaneous PPE (protective suits, goggles, and/or safety glasses,	By personnel door near center of south wall

**TABLE D-8
 Emergency Response Equipment to be Maintained at the RMWMU**

Category	Description	Location
	chemical-resistant gloves)	
Internal Communication and Alarm System	Voice command Portable 2-way radio or equivalent, as needed	Operating personnel
	Fire alarm pull station (pulling handle sends signal to KAFB fire department, does not actuate sprinklers)	By personnel door in northeast corner of building By personnel door in southwest corner of building By personnel door near center of south wall
	Audible fire alarms	Located on east and west wall
	Telephone	By personnel door in southwest corner of building
External Communication System	Fire alarm pull station (pulling handle sends signal to KAFB fire department, does not actuate sprinklers)	By personnel door in northeast corner of building By personnel door in southwest corner of building By personnel door near center of south wall
	Portable (A-B-C)	By personnel door in northeast corner of building By personnel door in southwest corner of building
Fire Extinguishers	Portable (A-B-C)(D)	By personnel door near center of south wall
	Automatic dry-pipe sprinkler system with heat-actuated sprinklers	Sprinklers located throughout building
Fire Suppression	Water supplied by fire hydrants	Three hydrants, locations shown in Figure 47 of Permit Attachment L (<i>Figures</i>)
	Building 6926	
Spill Control and Decontamination Equipment	Eyewash Station/Shower	In southeast area of building
	Absorbent (sufficient absorbent for 55 gallons of liquid when liquid wastes are present)	In southeast area of building 6926
	Spill cleanup items (mops, brooms, and/or shovels)	In equipment storage at the RMWMU
	Recovery drums and containers	In equipment storage at the RMWMU
	Miscellaneous PPE (protective suits, goggles, and/or safety glasses, chemical-resistant gloves)	In southeast area of building 6926
Internal Communication and Alarm System	Voice command Portable 2-way radio or equivalent, as needed	Operating personnel
	Fire alarm pull station (pulling handle sends signal to KAFB fire department, does not actuate sprinklers)	By personnel door in northeast corner of building By personnel door on west wall of building By personnel door on south wall of building
	Audible fire alarms	Located on east wall and west wall

**TABLE D-8
 Emergency Response Equipment to be Maintained at the RMWMU**

Category	Description	Location
External Communication System	Telephone	In southeast area of building 6926
	Fire alarm pull station (pulling handle sends signal to KAFB fire department, does not actuate sprinklers)	By personnel door in northeast corner of building By personnel door on west wall of the building By personnel door on south wall of the building
Fire Extinguishers	Portable (A-B-C)	By personnel door in northeast corner of building By personnel door on west wall of the building
	Portable (A-B-C)(D)	By personnel door on south wall of building
Fire Suppression	Automatic dry-pipe sprinkler system with heat-actuated sprinklers	Sprinklers located throughout building 6926
	Water supplied by fire hydrants	Three hydrants, locations shown in Figure 47 of Permit Attachment L (<i>Figures</i>)
Modular Storage Buildings		
Spill Control and Decontamination Equipment	Absorbent (sufficient absorbent for 55 gallons of liquid when liquid wastes are present)	Buildings 6920 and 6926
	Spill cleanup items (mops, brooms, and/or shovels)	In equipment storage at the RMWMU
	Recovery drums and containers	In equipment storage at the RMWMU
	Miscellaneous PPE (protective suits, goggles, and/or safety glasses, chemical-resistant gloves)	Buildings 6920 and 6926
Internal Communication and Alarm System	Voice command Portable 2-way radio or equivalent, as needed	Operating personnel
	Fire alarm pull boxes (pulling handle sends signal to KAFB fire department, does not actuate system)	Buildings 6920, 6921, 6925, and 6926
	Audible fire alarms	Buildings 6920, 6921, 6925, and 6926
External Communication System	Telephones	Buildings 6920 and 6926
	Fire alarm pull boxes (pulling handle sends signal to KAFB fire department, does not actuate system)	Buildings 6920, 6921, 6925, and 6926
Fire Suppression	Automatic dry chemical system	Coverage throughout the building

TABLE D-9
Radioactive and Mixed Waste Management Unit,
Emergency Coordinator List

Facility Emergency Coordinator		Office Phone	Home Phone
Primary	Leroy Duran Sandia National Laboratories P.O. Box 5800 Albuquerque, NM 87185	(505) 284-1488 (office) (505) 980-4401 (cell) 951-6297 (pager)	(505) 980-4401
First Alternate	Jesse Farr Sandia National Laboratories P.O. Box 5800 Albuquerque, NM 87185	(505) 284-3041 (office) (505) 951-6336 (pager)	(505) 379-8913
Second Alternate	Howard Seeley Sandia National Laboratories P.O. Box 5800 Albuquerque, NM 87185	(505) 284-6297 (office) (505) 951-6316 (pager)	(505) 259-7422
Third Alternate	Jeff Jarry Sandia National Laboratories P.O. Box 5800 Albuquerque, NM 87185	(505) 284-3080 (office) (505) 697-2108 (cell) 951-6332 (pager)	(505) 697-2108

One or more of these personnel are routinely available during operating hours (7:00 am to 5:30 pm, Monday through Thursday).

D.13 ADDITIONAL CONTINGENCY PLAN INFORMATION FOR THE AUXILIARY HOT CELL UNIT

This Section contains additional information for the Auxiliary Hot Cell Unit (AHCU). Current copies of this Contingency Plan shall be maintained at the AHCU and at the Facility EOC.

Figure 48 of Permit Attachment L (*Figures*) presents the evacuation routes for the AHCU. The Permittees shall maintain at the AHCU the emergency equipment listed in Table D-10 of this Permit Attachment. The Permittees shall keep current the list of ECs for the AHCU in Table D-11 of this Permit Attachment. Facility security officers shall provide unimpeded access to the AHCU for authorized personnel as directed by the IC.

TABLE D-10		
Emergency Equipment to be Maintained at the AHCU		
Category	Description	Location
Building 6597		
Spill Control and Decontamination Equipment	Fixed shower/eyewash	Near north entrance to In equipment storage in Building 6597 high bay.
	Absorbent (sufficient absorbent for 55 gallons of liquid when liquid wastes are present)	In equipment storage in Near north entrance to Building 6597 high bay
	Spill cleanup items (mops, brooms, and/or shovels)	In equipment storage in Building 6597
	Recovery drums and containers	In equipment storage in Building 6597
	Personal protective equipment (goggles and/or safety glasses, gloves)	In equipment storage in Building 6597.
Internal Communication and Alarm System	Voice communication	
	Fire alarm pull stations (pulling handle sends signal to KAFB fire department, does not actuate sprinklers)	One near each exit door Building 6597 high bay
	Audible fire alarms	Located throughout the building
External Communication System	Telephones	Near north entrance to Building 6597 high bay
	Fire alarm pull stations (pulling handle sends signal to KAFB fire department, does not actuate sprinklers)	One near each exit door to Building 6597 high bay
Fire Extinguishers	Portable (A-B-C)	By personnel doors on the north, east, south, and west walls
Fire Suppression	Automatic wet-pipe sprinkler system with heat-actuated sprinklers	Coverage throughout the high-bay in Building 6597
	Sprinkler head	Hot Cell
	Sprinkler head	In fume hood
	Water supplied by fire hydrant	One hydrant, location shown on Figure 49 of Permit Attachment L (<i>Figures</i>)

TABLE D-11			
Emergency Coordinator List for the AHCU			
AHCU Emergency Coordinator		Office Phone	Home Phone
Primary Office Address:	David Siddoway Sandia National Laboratories P.O. Box 5800 Albuquerque, New Mexico	(505) 844-2713- (office) (800)-341-1137 (pager) <u>(505) 377-4002 (cell)</u>	(505) 867-0828
First Alternate Office Address:	Michael Torneby Sandia National Laboratories P.O. Box 5800 Albuquerque, New Mexico	(505) 845-3254 (office) (888) 200-3427 (800)-343- 9374 (pager) <u>(505) 238-9948 (cell)</u>	(505) 270-5152 823- 2454
Second Alternate	Bryan Green Sandia National Laboratories P.O. Box 5800 Albuquerque, New Mexico	(505) 284-3161 (office) (505) 280-5118 (cell)	(505) 897-6366

TABLE D-12		
Emergency Equipment to be Maintained at the MSBs		
Category	Description	Location
Spill Control and Decontamination Equipment	Portable Eyewash	By inner door inside each bunker
	Personal protective equipment (chemical-resistant gloves and safety glasses)	By inner door inside each bunker
	Absorbents (sufficient absorbent for 55 gallons of liquid when liquid wastes are present)	By inner door inside each bunker
	Spill cleanup items (mops, brooms, and/or shovels)	In equipment storage at the RMWMU
	Recovery drums and containers	In equipment storage at the RMWMU
Internal Communication and Alarm System	Voice command	Operating personnel.
	Portable 2-way radio or equivalent, as needed	
	Smoke Detectors	Smoke detectors inside each bunker Strobe light on front outside each bunker
External Communication System	Mobile telephone or portable radio	Available to all operating personnel at the bunkers
Fire Extinguishers	Portable (A-B-C)	By entrance door outside each bunker

TABLE D-12 Emergency Equipment to be Maintained at the MSBs		
Category	Description	Location
Fire Suppression	Water to extinguish fires	KAFB tanker truck at the KAFB fire station in the Manzano administrative area

TABLE D-13 Emergency Coordinator List for the MSBs			
MSB Emergency Coordinator		Office Phone	Home Phone
Primary Office Address:	Leroy Duran Sandia National Laboratories P.O. Box 5800 Albuquerque, NM 87185	(505) 284-1488 (office) (505) 980-4401 (cell) 951-6297 (pager)	(505) 980-4401
First Alternate Office Address:	Jesse Farr Sandia National Laboratories P.O. Box 5800 Albuquerque, NM 87185	(505) 284-3041 (office) (505) 951-6336 (pager)	(505) 379-8913
Second Alternate Office Address:	Howard Seeley Sandia National Laboratories P.O. Box 5800 Albuquerque, NM 87185	(505) 284-6297 (office) (505) 951-6316 (pager)	(505) 259-7422
Third Alternate Office Address:	Jeff Jarry Sandia National Laboratories P.O. Box 5800 Albuquerque, NM 87185	(505) 284-3080 (office) (505) 697-2108 (cell) 951-6332 (pager)	(505) 697-2108

D.14 ADDITIONAL CONTINGENCY PLAN INFORMATION FOR THE MANZANO STORAGE BUNKERS

This Section contains additional information for the Manzano Storage Bunkers (MSBs). Current copies of this Contingency Plan shall be maintained at each MSB and at the Facility EOC.

Figure 50 of Permit Attachment L (*Figures*) presents the evacuation routes for each MSB. The Permittees shall maintain at each MSB the emergency equipment listed in Table D-12 of this Permit Attachment. The Permittees shall keep current the list of ECs for each MSB in Table D-13 of this Permit Attachment.

D.15 ADDITIONAL CONTINGENCY PLAN INFORMATION FOR THE CAMU

This Section contains additional information for the Corrective Action Management Unit (CAMU). Current copies of this Contingency Plan shall be maintained at the CAMU administrative trailer and the Facility EOC.

The CAMU is a remediation-waste management unit that is located about 100 yards northwest of the adjacent chemical waste landfill (CWL). Emergency response resources for the CAMU are shared with the CWL.

Figure 51 of Permit Attachment L (*Figures*) presents the evacuation routes for the CAMU. The Permittees shall maintain at the CAMU the emergency equipment listed in Table D-14 of this Permit Attachment. The Permittees shall keep current the list of ECs for the CAMU in Table D-15 of this Permit Attachment.

TABLE D-14 Emergency Equipment to be Maintained at the CAMU		
Category	Description	Location
Spill Control Equipment	Spill control materials, including sorbent material, brooms and shovels	Leachate Storage Area Shed
Fire Extinguisher	Portable, Multi-Class	One near the Leachate Storage Area and Containment Cell, and one in CAMU office
Communications: (Internal/External)	Mobile telephone or portable radio or equivalent	Carried by personnel as needed
	Telephone	CAMU office
Water Supply	Fire Hydrant	One outside the southeast entrance to the CAMU
Environmental Safety and Health	Portable eyewash station	Leachate Storage Area Shed (during waste handling activities)
Evacuation	Voice command by on-site personnel or signaled by three blasts of a vehicle warning horn.	Designated Assembly Area (See Figure 51 in Permit Attachment L (<i>Figures</i>))

TABLE D-15			
Emergency Coordinator List for the CAMU			
CAMU Emergency Coordinator		Office Phone	Home Phone
Primary Office Address:	Don Schofield Sandia National Laboratories P.O. Box 5800 Albuquerque, NM 87185	(505) 844-4088 (office) (505) 259-7098 (cell) (505) 951-6153 (pager)	(505) 268-6888
First Alternate Office Address:	Robert Ziock Sandia National Laboratories P.O. Box 5800 Albuquerque, NM 87185	(505) 845-0485 (office) (505) 238-3668 (cell) (505) 951-6160 (pager)	(505) 255-4714
Second Alternate Office Address:	Danielle Nieto Sandia National Laboratories P.O. Box 5800 Albuquerque, NM 87185	(505) 845-7706 (office) (505) 239-3989 (cell) (505) 951-6537 (pager)	(505) 239-3989

Enclosure 3

Final Revisions to Permit Attachment D

**Resource Conservation and Recovery Act
Facility Operating Permit**

**Sandia National Laboratories
NM5890110518**

**RESOURCE CONSERVATION AND
RECOVERY ACT FACILITY OPERATING
PERMIT**

ATTACHMENTS A THROUGH M

EPA ID No. NM5890110518

issued to the

U.S. DEPARTMENT OF ENERGY/SANDIA CORPORATION

for the

**SANDIA NATIONAL LABORATORIES
HAZARDOUS AND MIXED WASTE TREATMENT AND
STORAGE UNITS AND POST-CLOSURE CARE OF THE
CORRECTIVE ACTION MANAGEMENT UNIT**

located in

BERNALILLO COUNTY, NEW MEXICO

prepared by the

**NEW MEXICO ENVIRONMENT DEPARTMENT
HAZARDOUS WASTE BUREAU
2905 RODEO PARK DRIVE EAST, BUILDING 1
SANTA FE, NEW MEXICO 87505**

January 2015

PERMIT ATTACHMENT D CONTINGENCY PLAN

D.1 INTRODUCTION

This Permit Attachment describes Facility and site-specific contingency plans for the Permitted Units (*See* 40 CFR Part 264, Subpart D) including the Corrective Action Management Unit (CAMU). The Permitted Units covered by this Contingency Plan are listed in Permit Attachment J (*Hazardous Waste Management Units*) and described in Permit Attachment A (*Facility Description*).

Facility security personnel shall monitor each Unit periodically during non-operating hours. If an emergency is discovered during this monitoring, the Facility Emergency Operations Center (EOC) and the Unit-specific Emergency Coordinator (EC) shall be notified immediately.

D.2 DISTRIBUTION OF CONTINGENCY PLAN AND AMENDMENTS

Copies of the current Contingency Plan, including the applicable Unit-specific information shall be maintained: (1) at each Permitted Unit, (2) at the Facility Emergency Operations Center (EOC), and (3) in the Operating Record. The Permittees shall also provide copies of the Contingency Plan and any amendments and updates of it to the KAFB Fire Department and the New Mexico Environment Department (the Department).

The Emergency Coordinators (ECs) and Facility Emergency Response Organization (ERO) personnel shall review this Contingency Plan at least annually. The Contingency Plan shall be amended, if necessary, whenever one or more of the following occurs:

1. Applicable regulations or RCRA permit conditions that affect the Plan are revised;
2. There is a significant change in Facility or Permitted Unit design, construction, maintenance, operation, or other circumstance that increases the potential for emergencies or changes the response necessary in an emergency;
3. The list of designated ECs changes;
4. The list of required emergency equipment changes; or
5. Actual implementation of the Contingency Plan during an emergency demonstrates inadequacies or the Contingency Plan fails.

D.3 EMERGENCY RESPONSE PERSONNEL AND SUPPORT AGREEMENTS

The Permittees shall ensure that emergency response personnel and support agreements are available for each Permitted Unit at the Facility as described in this section.

D.3.1 Emergency Coordinator and Responsibilities

The EC shall have thorough familiarity with this Contingency Plan, including the applicable Unit-specific information, Unit layout and operations, the location of records, the locations and characteristics of the hazardous or mixed waste managed at the Unit, and the emergency equipment and supplies. The EC shall have the authority through the Permittees' management to

commit the necessary resources (including personnel, materials, and funds) to respond to an emergency at the Permitted Unit.

During emergencies or until the Facility Emergency Response Incident Commander (IC) arrives and takes control, the EC has three primary responsibilities:

1. **Assess the Situation.** By observing the scene, interviewing personnel, and reviewing records as appropriate, the EC shall gather information relevant to the response, such as the type of event, quantity and type of released material or waste, and actual or potential hazards to human health or the environment.
2. **Protect Personnel.** The EC shall take all reasonable measures to ensure the safety of personnel, such as activating the fire alarm, accounting for personnel, attending to injuries, or coordinating the evacuation of personnel, if necessary. If evacuation is indicated for other personnel outside of a Permitted Unit, the IC must be informed.
3. **Contain or Mitigate the Hazards.** The EC shall take reasonable measures to ensure that fires, explosions, or releases do not occur, recur, or spread.

After emergencies, the EC shall ensure that the Unit and equipment are cleaned, waste is properly managed and disposed of, the Unit is safe to resume operation, and all notifications and reports are provided to the Department, as outlined in Sections D.8, D. 9, and D.13 of this Permit Attachment.

In the event that the EC is not on site or immediately available during an emergency, an alternate EC shall be responsible for conducting the duties of the EC. The names, addresses, and phone numbers of the primary and alternate ECs for each Permitted Unit are included in each Unit-specific Section of this Permit Attachment. A Unit-specific EC or alternate EC shall be on-site or immediately available during the operating hours of each Unit and shall be on call the rest of the time. The ECs shall also be available during non-routine hazardous or mixed waste management operations that may be conducted outside normal operating hours.

D.3.2 Emergency Response Groups

The Facility emergency response organization (ERO) consists of two response groups that respond to an emergency situation: (1) a field response group led by an IC under the Incident Command System and (2) the EOC. The Incident Command System includes Facility security, the KAFB Fire Department, and Facility Permitted Unit personnel; any of these will be deployed in an emergency response as required by the circumstances of the emergency. An IC shall be on site at the Facility at all times (24 hours per day, 7 days per week). Facility security and the KAFB Fire Department personnel are available at all times. Waste management personnel shall be available on-site at the Facility during operating hours at the Permitted Units. The Facility EOC staff shall include personnel who are responsible for the management decisions and notifications to outside parties that are required during an emergency response. Such personnel shall be available on-site at the Facility during operating hours at the Permitted Units, and shall be on call the rest of the time.

In the field, the IC shall maintain overall management and control of response operations at the emergency site once control is relinquished by the EC. The IC shall work in a unified command with the KAFB Fire Department and in concert with safety personnel, the EC, other emergency responders and waste management personnel to develop and execute response plans, including on-site protective actions and recommendations for off-site protective actions. The Incident Command System or equivalent system shall be implemented at the time an emergency occurs and shall remain in effect until the need for emergency management no longer exists.

D.3.3 Emergency Chain of Command

When the EC is notified of or discovers an incident, he shall first determine if the procedures for emergencies should be implemented. The EC shall manage the emergency response until the IC arrives at the Unit and will relinquish control to the arriving IC. If possible, the EC shall maintain communication with the IC by telephone or radio before the IC arrives at the Unit. The EC shall remain at the Unit as necessary and assist in emergency response as directed by the IC. The EC shall advise the IC, as needed, on Unit operations, Unit layout, characteristics of hazardous or mixed waste on-site, location of records, radio and cellular communication systems, and other information as necessary to respond to the emergency.

The IC is the liaison for communications with other emergency response organizations and functions, including medical and fire protection support. The EC can request both medical and fire protection services, if necessary, at the same time that he notifies the IC of an emergency.

D.3.4 Support Agreements and Coordination with Outside Agencies

The Permittees shall maintain sufficient response resources to handle emergencies arising from hazardous waste management activities as described in this Contingency Plan. These response resources include personnel, emergency equipment, medical facilities, communications systems, and support agreements with off-site agencies and facilities. Permittees shall attempt to establish mutual aid agreements and memoranda of understanding with several off-site agencies and facilities for additional response capabilities for the Facility. Such agencies and facilities include the establishments listed in Table D-1. If the Permittees cannot establish mutual aid agreements or memoranda of understanding through no fault of their own, the Permittees shall maintain in the Operating Record demonstration of the failed attempt.

D.4 EMERGENCY EQUIPMENT

A list of equipment that shall be available through the Facility emergency response system is provided in Table D-2. Lists of emergency equipment that shall be available for use at each Unit are presented below under the Unit-specific Sections of this Permit Attachment.

TABLE D-1	
Agreements and Memoranda of Understanding for Emergency Response	
Agency or Facility	Type of Service
The New Mexico Department of Homeland Security and Emergency Management	Mutual aid involving an actual or potential emergency, assistance in training and emergency response.
The 377th Air Base Wing, Kirtland Air Force Base	Various types of support, including fire protection, police services, communications, and utilities.
The U.S. Forest Service ^a	Cooperative fire fighting arrangement between the USFS and KAFB for wild land fires.
The City of Albuquerque	Mutual support and responsibilities during a potential or actual emergency requiring the combined resources of DOE and the City of Albuquerque.
Lovelace Medical Center	Mutual cooperation and assistance in providing timely and effective emergency medical services.
Presbyterian Health Care Services	Mutual cooperation and assistance in providing timely and effective emergency medical services.

^a The Permittees are not a direct party to the agreement between the U.S. Forest Service and Kirtland Air Force Base.

D.5 CONTINGENCY PLAN IMPLEMENTATION

Anyone who becomes aware of an incident or emergency shall contact facility personnel or the EC immediately. If an incident is determined to be an emergency, the Permittees shall implement evacuation procedures, as appropriate, as described in Section D.7 of this Permit Attachment.

If the EC determines that an emergency situation exists or is imminent at the Unit, the EC shall immediately notify the EOC and activate this Contingency Plan. The methods for contacting emergency response representatives are listed in Table D-2.

TABLE D-2	
Facility -Wide Emergency Response Equipment	
Item or Equipment	Description/Telephone
Emergency Vehicles (owned by DOE/SNL unless noted)	
Emergency Response Vehicle	Mobile Command Post equipped with communications equipment, located at the Facility. Facility Emergency Response System — Call 911 or (505) 844-0911
Ambulance	Typically located at SNL medical facility. SNL Emergency Response System — Call 911 or (505) 844-0911
Security Vehicles	Vans and trucks equipped with communications equipment and utilized for transportation of personnel and equipment, located throughout SNL. SNL Emergency Response System — Call 911 or (505) 844-0911
Fire Trucks (owned by KAFB Fire Department)	Fire-fighting vehicles outfitted with equipment for fighting fires, located at KAFB fire stations. SNL Emergency Response System — Call 911 or (505) 844-0911
Medical Supplies	
Stretchers/Stokes Litter	Equipment for movement of injured personnel. Stokes litter will immobilize personnel so they may be moved vertically. Typically located in ambulance or at SNL medical facility. SNL Emergency Response System — Call 911 or (505) 844-0911
Blankets	Normal blankets, located in ambulance or at SNL medical facility. SNL Emergency Response System — Call 911 or (505) 844-0911
Medical Kits	Emergency first-aid supplies, located in ambulance or at SNL medical facility. SNL Emergency Response System — Call 911 or (505) 844-0911
Safety Supplies	
Air Packs	Self-contained breathing apparatus for use by personnel entering hazardous atmospheres, located in ambulance or response vehicle. SNL Emergency Response System — Call 911 or (505) 844-0911
Monitoring Instruments	Typically located in ambulance or emergency response vehicle. SNL Emergency Response System — Call 911 or (505) 844-0911

Note: The Facility EOC is located at Technical Area I (TA-I).

TABLE D-3 Emergency Response System Notification	
Method	Emergency Number
Telephone (at Unit)	911
Mobile Telephone	(505)-844-0911
Portable Radio	NA
Automatic notification of emergency response when smoke detector or pull station is activated and/or water flows in sprinkler system, except as noted	NA

Note: Any person in any Unit is authorized to implement the evacuation procedures, notify the Unit-specific EC or alternate EC, or contact the emergency response representatives in the unlikely event that the Unit-specific EC or alternate EC cannot be contacted or respond in a timely manner.

D.6 EMERGENCIES

In the event of an emergency, the EC, a designee, or waste management personnel shall immediately telephone the EOC (by calling 911 or 844-0911) or notify them in some other way. The EC and the IC shall:

1. Determine the extent of the emergency;
2. Identify the character, source, amount, and extent of released materials or waste by observation, records reviews, or chemical analysis;
3. Assess possible resulting hazards to human health or the environment, considering both direct and indirect effects;
4. Take all reasonable measures necessary to ensure fires, explosions, and releases do not occur, recur, or spread to other hazardous or mixed waste at the Unit, including collecting and containing released waste, and removing or isolating containers; and
5. Monitor for leaks, pressure buildup, gas generation, and ruptures in equipment.

D.6.1 Fire

The following steps shall be implemented as needed in the event of an emergency involving an imminent or existing fire that could threaten human health or the environment:

1. All non-essential personnel shall evacuate following the evacuation routes described in each of the Unit-specific Sections of this Permit Attachment or to an alternate assembly location as directed by the EC. All personnel may evacuate at this time.
2. The EC (or waste management personnel) shall immediately notify the Facility ERO and KAFB Fire Department by activating a manual pull alarm or by dialing the EOC at 911 or 844-0911. Medical response can also be requested at the same time. The KAFB Fire Department and Facility ERO are also notified by activation of automatic fire alarms at the Units.

3. Waste management personnel may consider taking action to put out the fire or minimize its spread only if safe. These actions may be taken only after the IC and KAFB Fire Department have been notified. Personnel must not jeopardize their own safety or the safety of other personnel.
4. If the fire is small and the fuel source is small, portable fire extinguishers may be used to put out the fire.
5. Fire extinguishers shall only be used by personnel trained in their use, and only for very small fires.
6. Flammable materials shall be removed from the area of fire if safe.
7. Only appropriate fire extinguishers and/or fire extinguishing agents shall be used for water-reactive waste (e.g., Met-L-X, Lith-X, or equivalent).
8. If the fire spreads or increases in intensity, all remaining personnel must evacuate.
9. The EC shall take actions as directed by the IC. Unless directed otherwise, the EC shall remain near the Unit, but at a safe distance, so he can advise personnel responding to the fire of the known hazards.
10. Upon arrival at a fire, the KAFB Fire Department officer-in-charge is in command of fire fighting. DOE/Sandia emergency response and waste management personnel shall advise and assist the KAFB Fire Department, but the officer-in-charge retains the responsibility of selecting the fire-fighting methods and tactics.
11. Hazardous or mixed wastes involved in a fire can be identified in the following ways:
 - a) The location of the container may indicate the contents.
 - b) If the location does not indicate its contents, the label number can be used to identify the waste.
 - c) Records on the contents of each container can be accessed from outside the Unit or in the Unit office.
 - d) If the label has been burned and the container cannot be identified, the material or waste shall be treated as an unknown and analyzed according to the methods described in the Waste Analysis Plan under Permit Attachment C.
12. Spills of hazardous or mixed wastes shall be collected and contained by stabilizing or neutralizing the spilled waste, as appropriate; pouring an absorbent over the spilled waste; and sweeping or shoveling the absorbed waste into drums or other appropriate containers.
13. Surfaces affected by released hazardous or mixed wastes shall be cleaned using cleaners appropriate to the wastes.
14. If possible and safe, responding personnel shall take measures to contain potentially hazardous run-off and keep it away from storm drains or sewers (for example, by building dikes around storm drains).
15. Any fire-fighting waters collected in the storm water catchment and retention ponds at the HWHU and RMWMU, the storm water retention tank at the TTU, or the floor trenches at the AHCU shall be analyzed to determine the appropriate method for management and subsequent disposal of the waste water.

D.6.2 Explosion

The following steps shall be implemented as needed in the event of an emergency involving an imminent or existing explosion that could threaten human health or the environment:

1. Personnel shall immediately evacuate the area.
2. The EC (or personnel) shall immediately notify the Facility ERO and KAFB Fire Department by activating a manual pull alarm or by dialing the EOC at 911 or 844-0911. Medical response can also be requested at the same time. The KAFB Fire Department and the ERO are also notified by activation of automatic fire alarms at the Units.
3. The EC shall take actions as directed by the IC. Unless directed otherwise, the EC shall remain near the Unit, but at a safe distance, so that he or she can advise the response personnel of the hazards involved and the degree and location of the explosion and any fires.
4. Upon arrival at the site, the KAFB Fire Department officer-in-charge is in command of fire fighting. The EC shall advise and assist the KAFB Fire Department, but the officer-in-charge retains the responsibility of selecting the fire-fighting methods and tactics.
5. The IC shall be in overall control of Facility emergency response efforts until the emergency is terminated.
6. Wastes may be stabilized or neutralized, as appropriate; pouring an absorbent over the waste; and sweeping or shoveling the absorbed waste into drums or appropriate containers.
7. Surfaces affected by released hazardous or mixed wastes shall be cleaned using cleaners appropriate to the wastes involved.
8. If possible and safe, personnel shall take measures to contain potentially hazardous runoff and prevent it from entering storm drains, sewers, ditches, or drop inlets (for example, by building dikes around storm drains).
9. Any potentially contaminated waters collected in storm water catchment and retention ponds and tanks or floor trenches shall be analyzed to determine the appropriate treatment and disposal method, as applicable.
10. The EC shall secure all equipment (e.g., process equipment, ventilation equipment) that may be affected by the explosion and any fire once entry has been determined to be safe by the IC or a safety officer.

D.6.3 Uncontrolled Release

The following steps shall be implemented by the EC and Unit personnel in the event of an emergency involving an imminent or existing release of hazardous or mixed waste or hazardous waste constituents that could threaten human health or the environment:

1. Evacuate the immediate area.
2. The EC (or Unit personnel) shall immediately notify the ERO and KAFB Fire Department by activating a manual pull alarm or by dialing the EOC at 911 or 844-0911. Medical response can also be requested at the same time. The KAFB Fire Department and ERO are also notified by activation of automatic fire alarms at the Units.
3. Take actions to minimize, contain, and clean up the release only if safe.

4. Review Facility records (e.g., waste inventory database) to determine the identity and chemical nature of the released material or waste.
5. Wear appropriate personal protective equipment for exposure to the material or waste.
6. If possible, secure the source of the release.
7. If necessary and possible, build a dike to contain runoff.
8. Take measures to contain potentially hazardous runoff and keep it away from storm drains or sewers and if possible, build dikes around the storm drains.
9. Released wastes shall be collected and contained by stabilizing or neutralizing the spilled waste, as appropriate; pouring an absorbent over the spilled waste; and sweeping or shoveling the absorbed waste into drums or other appropriate containers.
10. No waste that may be incompatible with a released waste shall be treated, stored, or disposed of in the vicinity of the release location until the released waste is cleaned up or stabilized.
11. After collection of a released waste, the release site shall be sampled and evaluated. If contamination is present, the contaminated media shall be characterized and remediated to achieve clean closure as defined in Section 6.2.1 of Permit Part 6. The Permittees may choose to implement an alternative decontamination method for contaminated media such as surface cleaning or in-situ neutralization or stabilization. Any such alternative shall be approved by the Department prior to implementation. If the contaminated media cannot be remediated to achieve clean closure, the contaminated media shall be subject to corrective action as required under Permit Part 8.

D.7 EVACUATION

During an emergency that threatens the health or safety of personnel within a Permitted Unit, the following steps shall be taken to facilitate safe coordinated evacuation:

1. Stop work.
2. If safe, close containers and shut down equipment or otherwise place it in a safe mode.
3. Alert personnel in the affected area by announcing the evacuation by voice command, "Evacuate the area."
4. Activate the internal communications and alarm systems.
5. Notify the Facility ERO by activating a manual pull alarm or by dialing the EOC at 911 or 844-0911. Medical response can also be requested at the same time. The KAFB Fire Department and the ERO are also notified by activation of automatic fire alarms at the Units.
6. Check whether the evacuation route is safe.
7. If there is no evidence of danger or obstacles, exit the Permitted Unit according to the evacuation routes.
8. If there is evidence of danger or obstacles, exit the Permitted Unit by any safe route available.
9. If safe, check for other personnel in other areas.
10. Proceed to the designated assembly area for roll call to be taken by the EC.
11. If the EC and personnel are assembling at an alternate location, proceed to that location.
12. Inform the EC about any people that may still be inside the Permitted Unit.
13. Do not re-enter the Permitted Unit until the IC determines that is safe.

D.8 COORDINATION WITH OFF-SITE PARTIES AND EMERGENCY NOTIFICATION

The Permittees shall verbally inform the City of Albuquerque, KAFB command, and Isleta Pueblo immediately, in the event that residents of Albuquerque or Isleta Pueblo, or workers at KAFB could be affected. The notification shall include available information about the nature and location of the emergency, the materials and wastes involved, and the recommended protective actions and any relevant information listed in Section 1.9.9 of Permit Part 1 and Section 2.13 of Permit Part 2. Protective actions may include evacuation or sheltering indoors with doors and windows closed and ventilation systems shut off.

The Permittees shall verbally notify the New Mexico Department of Public Safety (1-505-827-9329) and the National Response Center (1-800-424-8802) in accordance with 40 CFR 264.56(d) if human health or the environment outside the SNL Facility is threatened. The notification shall include a description of the emergency with the following information:

1. Name, address, and telephone number of the owner or operator, and name and telephone number of person making the report;
2. Name and address of the Facility;
 - c). time and type of incident;
 - d). name and quantity of material(s) involved, to the extent known;
 - e). the extent of injuries, if any;
 - f). the possible hazards to human health, or the environment, outside the Facility.

Further, the Permittees shall also provide this information to the Department.

D.8.1 Post-Emergency Actions

Immediately after an emergency, the EC and when present, the IC, shall:

1. Continue to monitor for leaks, pressure buildup, gas generation, and ruptures in valves, pipes, or other equipment as appropriate until normal operations are resumed;
2. Provide for proper treatment, storage, or disposal of recovered material or waste, contaminated soil or surface water, or any other media or material;
3. Ensure that no waste that may be incompatible with the released material or waste is transferred to, treated at, or stored at the Permitted Unit in the vicinity of the release location until normal operations are resumed; and
4. Ensure that all equipment that is listed in this Permit Attachment is fit for its intended use.

Before resuming hazardous waste management operations at the Permitted Unit after an emergency, the Permittees shall notify the Department.

D.9 EMERGENCY RESPONSE RECORDS AND REPORTS

The time, date, and details of an emergency that require implementation of this Contingency Plan shall be noted in the Operating Record maintained for the affected Unit. Within fifteen (15)

calendar days following the emergency, a written report shall be submitted to the Department in hard copy or via e-mail identifying:

1. Name, address, and telephone number of the reporter;
2. Name, address, and telephone number of the Facility;
3. Date, time, and type of the emergency (e.g., fire, explosion, release);
4. Name and quantity of material(s) and wastes involved;
5. Extent of injuries (if any);
6. Assessment of actual or potential hazards to human health or the environment, where applicable; and
7. Estimated quantity and disposition of recovered material, contaminated media, and wastes that resulted from the emergency.

D.10 ADDITIONAL CONTINGENCY PLAN INFORMATION FOR THE HAZARDOUS WASTE HANDLING UNIT

This Section contains additional information for the Hazardous Waste Handling Unit (HWHU). Current copies of this Contingency Plan shall be maintained at the HWHU and at the Facility EOC.

Figure 43 of Permit Attachment L (*Figures*) presents the evacuation routes for the HWHU. Figure 44 of Permit Attachment L (*Figures*), illustrates the HWHU emergency response and access information locations. The Permittees shall maintain at the HWHU the emergency equipment listed in Table D-4 of this Permit Attachment. The Permittees shall keep current the list of ECs for the HWHU in Table D-5 of this Permit Attachment.

TABLE D-4 Emergency Equipment to be Maintained at the HWHU		
Category	Description	Location
Building 958		
Spill Control and Decontamination Equipment	Fixed shower / eyewash	Near south entrance
	Recovery drums and containers	In equipment storage at the HWHU
	Absorbent (sufficient absorbent for 55 gallons of liquid when liquid wastes are present)	In equipment storage at the HWHU
	Spill cleanup items (mops, brooms, and/or shovels)	In equipment storage at the HWHU
	Self-contained breathing apparatus (SCBA)	At south entrance
	Miscellaneous personal protective equipment (protective suits, goggles, and/or safety glasses, gloves)	In equipment storage at the HWHU
Internal Communication and Alarm System	Voice command	
	Fire alarm pull station (pulling handle sends signal to KAFB fire department, does not actuate sprinklers)	On the walls near north and south personnel doors
	Audible fire alarms	

TABLE D-4 Emergency Equipment to be Maintained at the HWHU		
Category	Description	Location
External Communication System	Telephones – unlimited employee access	One on the interior walls near the north and south entrances
	Fire alarm pull stations (pulling handle sends signal to KAFB fire department, does not actuate sprinklers)	On the walls near north and south personnel doors
Fire Extinguishers	Portable (A-B-C)	One at both the north and south entrances
Fire Suppression	Automatic wet-pipe water sprinkler system, with heat-actuated sprinklers	Coverage throughout the building
	Water supplied by fire hydrants	One hydrant, location shown in Figure 44 of Permit Attachment L (<i>Figures</i>)
Building 959		
Spill Control and Decontamination Equipment	Fixed shower/eyewash	Near south entrance
	Recovery drums and containers	In equipment storage at the HWHU
	Absorbent (sufficient absorbent for 55 gallons of liquid when liquid wastes are present)	In equipment storage at the HWHU
	Spill cleanup items (mops, brooms, and/or shovels)	In equipment storage at the HWHU
	SCBA	In equipment storage at the HWHU
	Miscellaneous personal protective equipment (protective suits, goggles, and/or safety glasses, gloves)	In equipment storage at the HWHU
Internal Communication and Alarm System	Voice command	
	Fire alarm pull station (pulling handle sends signal to KAFB fire department, does not actuate sprinklers).	On the walls near each personnel door and one inside the office area
	Audible fire alarms	
External Communication System	Telephones – unlimited employee access	One in the office
	Fire alarm pull station (pulling handle sends signal to KAFB fire department, does not actuate sprinklers).	On the walls near each personnel door
Fire Extinguishers	Portable (A-B-C)	One at both the north and south entrances
	Portable (D)	One in the general use area, one in the office
Fire Suppression	Automatic wet-pipe water sprinkler system, heat-actuated sprinklers	Coverage throughout the building
	Water supplied by fire hydrants	One hydrant, location shown in Figure 44 of Permit Attachment L (<i>Figures</i>)

TABLE D-4 Emergency Equipment to be Maintained at the HWHU		
Category	Description	Location
Modular Storage Buildings (958B and 958C)		
Spill Control and Decontamination Equipment	Personal protective equipment Recovery drums and containers Absorbent (sufficient absorbent for 55 gallons of liquid when liquid wastes are present) and spill cleanup items	Buildings 958 and 959, equipment storage at the HWHU
Internal Communication and Alarm System	Voice command	
	Fire alarm pull-boxes (pulling handle sends signal to KAFB fire department, does not actuate system).	Buildings 958 and 959
	Audible fire alarms	
External Communication System	Telephones – unlimited employee access	Buildings 958 and 959
	Fire alarm pull boxes (pulling handle sends signal to KAFB fire department, does not actuate system)	Buildings 958 and 959
Fire Suppression	Ansul automatic dry chemical system	Coverage throughout the building

TABLE D-5 Emergency Coordinator List for the HWHU			
HWHU Emergency Coordinator		Office Phone	Home Phone
Primary Office Address:	Susan Johnson Sandia National Laboratories P.O. Box 5800 Albuquerque, New Mexico	(505) 844-1396 (office) (505) 690-4755 (cell)	(505) 690-4755
First Alternate Office Address:	Chris Dean Sandia National Laboratories P.O. Box 5800 Albuquerque, New Mexico	(505) 284-8083 (office) (505) 639-3202 (cell)	(505) 350-4982
Second Alternate Office Address:	Mary Ann Krauss Sandia National Laboratories P.O. Box 5800 Albuquerque, New Mexico	(505) 845-9997 (office) (505) 250-2422 (cell)	(505) 299-0793
Third Alternate Office Address:	Therese Martinez-Loner Sandia National Laboratories P.O. Box 5800 Albuquerque, New Mexico	505) 284-5028 (office) (505) 401-0381 (cell) ((505) 401-0381
Fourth Alternate	Angel Ripoll Sandia National Laboratories P.O. Box 5800 Albuquerque, New Mexico	(505) 284-5334 (office) (505) 573-0562 (cell)	(505) 573-0562

TABLE D-5			
Emergency Coordinator List for the HWHU			
HWHU Emergency Coordinator		Office Phone	Home Phone
Fifth Alternate	Tony Moadlo Sandia National Laboratories P.O. Box 5800 Albuquerque, New Mexico	(505) 844-0564 (office) (505) 332-9168 (cell)	(505) 332-9168

D.11 ADDITIONAL CONTINGENCY PLAN INFORMATION FOR THE THERMAL TREATMENT UNIT

This Section contains additional information for the Thermal Treatment Unit (TTU). Current copies of this Contingency Plan shall be maintained at the TTU and at the Facility EOC.

Figure 45 of Permit Attachment L (*Figures*) presents the evacuation routes for the TTU. The Permittees shall maintain at the TTU the emergency equipment listed in Table D-6 of this Permit Attachment. The Permittees shall keep current the list of ECs for the TTU in Table D-7 of this Permit Attachment.

D.12 ADDITIONAL CONTINGENCY PLAN INFORMATION FOR THE RADIOACTIVE AND MIXED WASTE MANAGEMENT UNIT

This Section contains additional information for the Radioactive and Mixed Waste Management Unit (RMWMU). Current copies of this Contingency Plan shall be maintained at the RMWMU and at the Facility EOC.

Figure 46 of Permit Attachment L (*Figures*) presents the evacuation routes for the RMWMU. The Permittees shall maintain at the RMWMU the emergency equipment listed in Table D-8 of this Permit Attachment. The Permittees shall keep current the list of ECs for the RMWMU in Table D-9 of this Permit Attachment.

TABLE D-6		
Emergency Equipment to be Maintained at the TTU Building 6715		
Category	Description	Location
Safety and Decontamination Equipment	Permanent eyewash/hand-held deluge showers	Building 6715
	First aid kit	Building 6715
	Absorbent (sufficient absorbent for 20.8 gallons of liquid that could be present in the burn pan)	Building 6715
	Recovery drums and containers	In equipment storage at Building 6715
	Spill cleanup items (mops, brooms, and/or shovels)	Building 6715 equipment storage
	Miscellaneous PPE (protective suits, goggles, gloves)	Building 6715

TABLE D-6 Emergency Equipment to be Maintained at the TTU Building 6715		
Category	Description	Location
Internal Communication and Alarm System	Fire alarm pull station (pulling handle sends signal to KAFB fire department)	One on east wall inside Building 6715 near personnel door
	Public address system	Microphone in Building 6715
External Communication System	Telephones	Building 6715
	Fire alarm pull station (pulling handle sends signal to KAFB fire department)	Near personnel doors in Building 6715.
Fire Extinguishers	Portable (A-B-C)	One at or near each personnel door in Buildings 6715, one located at the TTU fence.
Fire Suppression	Water supplied by fire hydrant	One hydrant, location is shown in Figure 45, Attachment L (<i>Figures</i>)

TABLE D-7 Emergency Coordinator List for the TTU			
TTU Emergency Coordinator		Office Phone	Home Phone
Primary Office Address:	Tim Covert Sandia National Laboratories P.O. Box 5800 Albuquerque, NM 87185	(505) 284-4664 (office) (505) 951-7315 (pager)	(505) 506-5907
First Alternate Office Address:	Daniel Dow Sandia National Laboratories P.O. Box 5800 Albuquerque, NM 87185	(505) 284-1622 (office) (505) 951-6781 (pager)	(505) 514-9306
Second Alternate Office Address:	Marcus Chavez Sandia National Laboratories P.O. Box 5800 Albuquerque, New Mexico	(505) 284-1278 (office) (505) 283-1709 (pager)	(505) 974-8918

TABLE D-8 Emergency Response Equipment to be Maintained at the RMWMU		
Category	Description	Location
Building 6920		
Spill Control and Decontamination Equipment	Eyewash Stations/ Showers	On north wall in south bay Near office in north bay
	Absorbent (sufficient absorbent for 55 gallons of liquid when liquid wastes are present)	In hallway between north and south bays
	Spill cleanup items (mops, brooms, and/or shovels)	In equipment storage at the RMWMU
	Recovery drums and containers	In equipment storage at the RMWMU

TABLE D-8		
Emergency Response Equipment to be Maintained at the RMWMU		
Category	Description	Location
	Miscellaneous PPE (protective suits, goggles, and/or safety glasses, chemical-resistant gloves)	In hallway between north and south bays
Internal Communication and Alarm System	Voice command Portable 2-way radio or equivalent, as needed	Operating personnel
	Fire alarm pull station (pulling handle sends signal to KAFB fire department, does not actuate sprinklers)	By personnel door in northeast corner of building By personnel door in southeast corner of south bay In southwest corner of southwest airlock By personnel door in west mechanical room By personnel door on north wall of north bay By personnel door in entryway west of office
	Audible fire alarms	Located throughout the building
	External Communication System	Telephones
Fire Extinguishers	Fire alarm pull station (pulling handle sends signal to KAFB fire department, does not actuate sprinklers)	By personnel door in northeast corner of building By personnel door in southeast corner of south bay In southwest corner of southwest airlock By personnel door in west mechanical room By personnel door on north wall of north bay By entryway west of office
	Portable (A-B-C)	By personnel door in northeast corner of building By personnel door in southeast corner of south bay By personnel door in southwest corner of south bay In hallway between north and south bays By personnel door in west mechanical room
	Portable (D)	In northwest corner of north bay
	Portable (A-B-C)(D)	By personnel door on north wall of north bay
Fire Suppression	Automatic wet-pipe sprinkler system with heat-actuated sprinklers	Coverage throughout the building
	Water supplied by fire hydrants	Three hydrants, Figure 47 of Permit Attachment L (<i>Figures</i>)
Building 6921		
Spill Control and Decontamination Equipment	Eyewash Station/Shower	On north wall of assay area
	Absorbent (sufficient absorbent for 55 gallons of liquid when liquid wastes are present)	By north wall of assay area
	Spill cleanup items (mops, brooms, and/or shovels)	In equipment storage at the RMWMU

TABLE D-8		
Emergency Response Equipment to be Maintained at the RMWMU		
Category	Description	Location
	Recovery drums and containers	In equipment storage at the RMWMU
	Miscellaneous PPE (protective suits, goggles, and/or safety glasses, chemical-resistant gloves)	By north wall of assay area
Internal Communication and Alarm System	Voice command	Operating personnel
	Portable 2-way radio or equivalent, as needed	
	Fire alarm pull station (pulling handle sends signal to KAFB fire department, does not actuate sprinklers)	By personnel door in electrical/mechanical room In central hallway outside restrooms In northwest corner of assay area By east personnel door in southeast counting room By east personnel door in middle east office area
	Audible fire alarms	Located throughout the building
External Communication System	Telephones	Office and lab areas
	Fire alarm pull station (pulling handle sends signal to KAFB fire department, does not actuate sprinklers)	By personnel door in electrical/mechanical room In central hallway outside restrooms In northwest corner of assay area By east personnel door in southeast counting room By east personnel door in middle east office area
Fire Extinguishers	Portable (A-B-C)	By north personnel door in electrical/mechanical room In hallway near restrooms By northwest personnel door of assay area By east personnel door in southeast counting room
Fire Suppression	Automatic wet-pipe sprinkler system with heat-actuated sprinklers	Coverage throughout the building
	Water supplied by fire hydrants	Three hydrants, locations shown in Figure 47 (<i>Figures</i>) of Permit Attachment L
Building 6925		
Spill Control and Decontamination Equipment	Portable Eyewash	By personnel door near center of south wall
	Absorbent (sufficient absorbent for 55 gallons of liquid when liquid wastes are present)	By personnel door near center of south wall
	Spill cleanup items (mops, brooms, and/or shovels)	In equipment storage at the RMWMU
	Recovery drums and containers	In equipment storage at the RMWMU
	Miscellaneous PPE (protective suits, goggles, and/or safety glasses,	By personnel door near center of south wall

TABLE D-8 Emergency Response Equipment to be Maintained at the RMWMU		
Category	Description	Location
	chemical-resistant gloves)	
Internal Communication and Alarm System	Voice command Portable 2-way radio or equivalent, as needed	Operating personnel
	Fire alarm pull station (pulling handle sends signal to KAFB fire department, does not actuate sprinklers)	By personnel door in northeast corner of building By personnel door in southwest corner of building By personnel door near center of south wall
	Audible fire alarms	Located on east and west wall
External Communication System	Telephone	By personnel door in southwest corner of building
	Fire alarm pull station (pulling handle sends signal to KAFB fire department, does not actuate sprinklers)	By personnel door in northeast corner of building By personnel door in southwest corner of building By personnel door near center of south wall
Fire Extinguishers	Portable (A-B-C)	By personnel door in northeast corner of building By personnel door in southwest corner of building
	Portable (A-B-C)(D)	By personnel door near center of south wall
Fire Suppression	Automatic dry-pipe sprinkler system with heat-actuated sprinklers	Sprinklers located throughout building
	Water supplied by fire hydrants	Three hydrants, locations shown in Figure 47 of Permit Attachment L (<i>Figures</i>)
Building 6926		
Spill Control and Decontamination Equipment	Eyewash Station/Shower	In southeast area of building
	Absorbent (sufficient absorbent for 55 gallons of liquid when liquid wastes are present)	In southeast area of building 6926
	Spill cleanup items (mops, brooms, and/or shovels)	In equipment storage at the RMWMU
	Recovery drums and containers	In equipment storage at the RMWMU
	Miscellaneous PPE (protective suits, goggles, and/or safety glasses, chemical-resistant gloves)	In southeast area of building 6926
Internal Communication and Alarm System	Voice command Portable 2-way radio or equivalent, as needed	Operating personnel
	Fire alarm pull station (pulling handle sends signal to KAFB fire department, does not actuate sprinklers)	By personnel door in northeast corner of building By personnel door on west wall of building By personnel door on south wall of building
	Audible fire alarms	Located on east wall and west wall

TABLE D-8		
Emergency Response Equipment to be Maintained at the RMWMU		
Category	Description	Location
External Communication System	Telephone	In southeast area of building 6926
	Fire alarm pull station (pulling handle sends signal to KAFB fire department, does not actuate sprinklers)	By personnel door in northeast corner of building By personnel door on west wall of the building By personnel door on south wall of the building
Fire Extinguishers	Portable (A-B-C)	By personnel door in northeast corner of building By personnel door on west wall of the building
	Portable (A-B-C)(D)	By personnel door on south wall of building
Fire Suppression	Automatic dry-pipe sprinkler system with heat-actuated sprinklers	Sprinklers located throughout building 6926
	Water supplied by fire hydrants	Three hydrants, locations shown in Figure 47 of Permit Attachment L (<i>Figures</i>)
Modular Storage Buildings		
Spill Control and Decontamination Equipment	Absorbent (sufficient absorbent for 55 gallons of liquid when liquid wastes are present)	Buildings 6920 and 6926
	Spill cleanup items (mops, brooms, and/or shovels)	In equipment storage at the RMWMU
	Recovery drums and containers	In equipment storage at the RMWMU
	Miscellaneous PPE (protective suits, goggles, and/or safety glasses, chemical-resistant gloves)	Buildings 6920 and 6926
Internal Communication and Alarm System	Voice command Portable 2-way radio or equivalent, as needed	Operating personnel
	Fire alarm pull boxes (pulling handle sends signal to KAFB fire department, does not actuate system)	Buildings 6920, 6921, 6925, and 6926
	Audible fire alarms	Buildings 6920, 6921, 6925, and 6926
External Communication System	Telephones	Buildings 6920 and 6926
	Fire alarm pull boxes (pulling handle sends signal to KAFB fire department, does not actuate system)	Buildings 6920, 6921, 6925, and 6926
Fire Suppression	Automatic dry chemical system	Coverage throughout the building

TABLE D-9
Radioactive and Mixed Waste Management Unit,
Emergency Coordinator List

Facility Emergency Coordinator		Office Phone	Home Phone
Primary	Leroy Duran Sandia National Laboratories P.O. Box 5800 Albuquerque, NM 87185	(505) 284-1488 (office) (505) 980-4401 (cell)	(505) 980-4401
First Alternate	Jesse Farr Sandia National Laboratories P.O. Box 5800 Albuquerque, NM 87185	(505) 284-3041 (office) (505) 951-6336 (pager)	(505) 379-8913
Second Alternate	Howard Seeley Sandia National Laboratories P.O. Box 5800 Albuquerque, NM 87185	(505) 284-6297 (office) (505) 951-6316 (pager)	(505) 259-7422
Third Alternate	Jeff Jarry Sandia National Laboratories P.O. Box 5800 Albuquerque, NM 87185	(505) 284-3080 (office) (505) 697-2108 (cell)	(505) 697-2108

One or more of these personnel are routinely available during operating hours (7:00 am to 5:30 pm, Monday through Thursday).

D.13 ADDITIONAL CONTINGENCY PLAN INFORMATION FOR THE AUXILIARY HOT CELL UNIT

This Section contains additional information for the Auxiliary Hot Cell Unit (AHCU). Current copies of this Contingency Plan shall be maintained at the AHCU and at the Facility EOC.

Figure 48 of Permit Attachment L (*Figures*) presents the evacuation routes for the AHCU. The Permittees shall maintain at the AHCU the emergency equipment listed in Table D-10 of this Permit Attachment. The Permittees shall keep current the list of ECs for the AHCU in Table D-11 of this Permit Attachment. Facility security officers shall provide unimpeded access to the AHCU for authorized personnel as directed by the IC.

TABLE D-10		
Emergency Equipment to be Maintained at the AHCU		
Category	Description	Location
Building 6597		
Spill Control and Decontamination Equipment	Fixed shower/eyewash	Near north entrance to Building 6597 high bay.
	Absorbent (sufficient absorbent for 55 gallons of liquid when liquid wastes are present)	In equipment storage in Building 6597
	Spill cleanup items (mops, brooms, and/or shovels)	In equipment storage in Building 6597
	Recovery drums and containers	In equipment storage in Building 6597
	Personal protective equipment (goggles and/or safety glasses, gloves)	In equipment storage in Building 6597.
Internal Communication and Alarm System	Voice communication	
	Fire alarm pull stations (pulling handle sends signal to KAFB fire department, does not actuate sprinklers)	One near each exit door Building 6597 high bay
	Audible fire alarms	Located throughout the building
External Communication System	Telephones	Near north entrance to Building 6597 high bay
	Fire alarm pull stations (pulling handle sends signal to KAFB fire department, does not actuate sprinklers)	One near each exit door to Building 6597 high bay
Fire Extinguishers	Portable (A-B-C)	By personnel doors on the north, east, south, and west walls
Fire Suppression	Automatic wet-pipe sprinkler system with heat-actuated sprinklers	Coverage throughout the high-bay in Building 6597
	Sprinkler head	Hot Cell
	Sprinkler head	In fume hood
	Water supplied by fire hydrant	One hydrant, location shown on Figure 49 of Permit Attachment L (<i>Figures</i>)

TABLE D-11			
Emergency Coordinator List for the AHCU			
AHCU Emergency Coordinator		Office Phone	Home Phone
Primary Office Address:	David Siddoway Sandia National Laboratories P.O. Box 5800 Albuquerque, New Mexico	(505) 844-2713- (office) (800)-341-1137 (pager) (505) 377-4002 (cell)	(505) 867-0828
First Alternate Office Address:	Michael Torneby Sandia National Laboratories P.O. Box 5800 Albuquerque, New Mexico	(505) 845-3254 (office) (888) 200-3427 (pager) (505) 238-9948 (cell)	(505) 270-5152
Second Alternate	Bryan Green Sandia National Laboratories P.O. Box 5800 Albuquerque, New Mexico	(505) 284-3161 (office) (505) 280-5118 (cell)	(505) 897-6366

TABLE D-12		
Emergency Equipment to be Maintained at the MSBs		
Category	Description	Location
Spill Control and Decontamination Equipment	Portable Eyewash	By inner door inside each bunker
	Personal protective equipment (chemical-resistant gloves and safety glasses)	By inner door inside each bunker
	Absorbents (sufficient absorbent for 55 gallons of liquid when liquid wastes are present)	By inner door inside each bunker
	Spill cleanup items (mops, brooms, and/or shovels)	In equipment storage at the RMWMU
	Recovery drums and containers	In equipment storage at the RMWMU
Internal Communication and Alarm System	Voice command	Operating personnel.
	Portable 2-way radio or equivalent, as needed	
	Smoke Detectors	Smoke detectors inside each bunker Strobe light on front outside each bunker
External Communication System	Mobile telephone or portable radio	Available to all operating personnel at the bunkers
Fire Extinguishers	Portable (A-B-C)	By entrance door outside each bunker

TABLE D-12 Emergency Equipment to be Maintained at the MSBs		
Category	Description	Location
Fire Suppression	Water to extinguish fires	KAFB tanker truck at the KAFB fire station in the Manzano administrative area

TABLE D-13 Emergency Coordinator List for the MSBs			
MSB Emergency Coordinator		Office Phone	Home Phone
Primary Office Address:	Leroy Duran Sandia National Laboratories P.O. Box 5800 Albuquerque, NM 87185	(505) 284-1488 (office) (505) 980-4401 (cell)	(505) 980-4401
First Alternate Office Address:	Jesse Farr Sandia National Laboratories P.O. Box 5800 Albuquerque, NM 87185	(505) 284-3041 (office) (505) 951-6336 (pager)	(505) 379-8913
Second Alternate Office Address:	Howard Seeley Sandia National Laboratories P.O. Box 5800 Albuquerque, NM 87185	(505) 284-6297 (office) (505) 951-6316 (pager)	(505) 259-7422
Third Alternate Office Address:	Jeff Jarry Sandia National Laboratories P.O. Box 5800 Albuquerque, NM 87185	(505) 284-3080 (office) (505) 697-2108 (cell)	(505) 697-2108

D.14 ADDITIONAL CONTINGENCY PLAN INFORMATION FOR THE MANZANO STORAGE BUNKERS

This Section contains additional information for the Manzano Storage Bunkers (MSBs). Current copies of this Contingency Plan shall be maintained at each MSB and at the Facility EOC.

Figure 50 of Permit Attachment L (*Figures*) presents the evacuation routes for each MSB. The Permittees shall maintain at each MSB the emergency equipment listed in Table D-12 of this Permit Attachment. The Permittees shall keep current the list of ECs for each MSB in Table D-13 of this Permit Attachment.

D.15 ADDITIONAL CONTINGENCY PLAN INFORMATION FOR THE CAMU

This Section contains additional information for the Corrective Action Management Unit (CAMU). Current copies of this Contingency Plan shall be maintained at the CAMU administrative trailer and the Facility EOC.

The CAMU is a remediation-waste management unit that is located about 100 yards northwest of the adjacent chemical waste landfill (CWL). Emergency response resources for the CAMU are shared with the CWL.

Figure 51 of Permit Attachment L (*Figures*) presents the evacuation routes for the CAMU. The Permittees shall maintain at the CAMU the emergency equipment listed in Table D-14 of this Permit Attachment. The Permittees shall keep current the list of ECs for the CAMU in Table D-15 of this Permit Attachment.

TABLE D-14		
Emergency Equipment to be Maintained at the CAMU		
Category	Description	Location
Spill Control Equipment	Spill control materials, including sorbent material, brooms and shovels	Leachate Storage Area Shed
Fire Extinguisher	Portable, Multi-Class	One near the Leachate Storage Area and Containment Cell, and one in CAMU office
Communications: (Internal/External)	Mobile telephone or portable radio or equivalent	Carried by personnel as needed
	Telephone	CAMU office
Water Supply	Fire Hydrant	One outside the southeast entrance to the CAMU
Environmental Safety and Health	Portable eyewash station	Leachate Storage Area Shed (during waste handling activities)
Evacuation	Voice command by on-site personnel or signaled by three blasts of a vehicle warning horn.	Designated Assembly Area (See Figure 51 in Permit Attachment L (<i>Figures</i>))

TABLE D-15			
Emergency Coordinator List for the CAMU			
CAMU Emergency Coordinator		Office Phone	Home Phone
Primary Office Address:	Don Schofield Sandia National Laboratories P.O. Box 5800 Albuquerque, NM 87185	(505) 844-4088 (office) (505) 259-7098 (cell) (505) 951-6153 (pager)	(505) 268-6888
First Alternate Office Address:	Robert Ziock Sandia National Laboratories P.O. Box 5800 Albuquerque, NM 87185	(505) 845-0485 (office) (505) 238-3668 (cell) (505) 951-6160 (pager)	(505) 255-4714
Second Alternate Office Address:	Danielle Nieto Sandia National Laboratories P.O. Box 5800 Albuquerque, NM 87185	(505) 845-7706 (office) (505) 239-3989 (cell) (505) 951-6537 (pager)	(505) 239-3989