SPARTON

SPARTON TECHNOLOGY

July 11, 1990

Technical Section (6H-CX)
RCRA Enforcement Branch
Hazardous Waste Management Division
U. S. Environmental Protection Agency
1445 Ross Avenue
Dallas, Texas 75202-2733

Attention: Mr. Guy L. Tidmore, Chief

Reference: Monthly Report
Sparton Technology, Inc.

Gentlemen:

This is the monthly progress report for Sparton Technology, Inc.'s Coors Road Facility located in Albuquerque, New Mexico, as required in Section IV.C of the Consent Order. This report summarizes activities during the month of June 1990.

1. The bi-weekly water level measurements taken to date, as required in Section IV.A.1 of the Consent Order, are included in Attachment 1.

2. The air stripper removal efficiencies continue to average over 99 percent for the measured indicator parameters. During the month 55,100 gallons of recovered groundwater were treated bringing the total volume treated to date to 1,074,300 gallons. Air stripper performance data is included in Attachment 2.

3. We received the analytical results from the full suite analyses on MW-51 adjacent to the car dealership north of the Sparton facility. Results indicate TCE concentrations slightly above method detection limits. These results are included in Attachment 3.

4. A summary of analytical results for all plume delineation wells is included in Attachment 4.

5. A revised and updated summary of analytical results for the state quarterly groundwater monitoring program is included in Attachment 5.

6. During June, we installed wells MW-52 and MW-53 on Arrowhead Avenue west-northwest of the Sparton facility. Analytical results from Assaigai Laboratory indicate less than 1 ug/l TCE for each well. Laboratory data sheets are included in Attachment 6.

Sparton Technology, Inc. ☐ 4901 Rockaway Blvd., SE ☐ Rio Rancho, NM 87124 ☐ P.O. Box 1784 ☐ Albuquerque, NM 87103 ☐ (505) 892-5300 ☐ TWX 910-989-1657

7. We received a letter from EPA stating that our report describing the effectiveness of the interim recovery well system was deficient. After discussing the matter with Mr. Bobby Williams, Mr. Williams agreed to accept the report as it stood, and indicated that he would issue a supplementary letter to that effect.

8. In our weekly update report dated June 26, we requested a revision in the Consent Order to allow a 450-foot spacing between wells bracketing the leading edge of the plume in lieu of the 300-foot spacing currently stipulated.

9. After several discussions with EPA regarding the need for an extension of the RFI draft report deadline, at EPA's suggestion we submitted an estimated schedule for completion and a formal request for an extension of this deadline from the current July 10 date to December 20, 1990.

This concludes our progress report for the month of June. Additional details may be found in the weekly updates furnished to EPA during the month. If you have any questions, please contact the undersigned.

Very truly yours,

SPARTON TECHNOLOGY, INC.

for Richard D. Mico
Vice President/General Manager

RDM:nkm
308.S3

Attachments (as stated)

cc: NMEID
B. Thompson
J. DeWitt
J. Mabrey
G. Richardson
V. Samala

ATTACHMENT 1

Bi-Weekly Water Level Measurements

SPARTON TECHNOLOGY, INC.
COORS ROAD FACILITY
BIWEEKLY WATER LEVEL MEASUREMENTS

[Water Level Elevation - Feet Above MSL]

DATE	MW-7	MW-9	MW-12	MW-13	MW-14	MW-15	MW-16	MW-17	MW-21	MW-22	MW-33	MW-34	MW-35	MW-36	MW-37
02-23-89	4978.48	4975.57	4975.23	4976.51	4974.24	4976.45	4980.07	4980.08	4979.76	4979.23	4975.07	---	---	---	---
03-08-89	4978.40	4975.36	4975.15	4976.35	4974.15	4976.36	4979.87	4980.08	4979.64	4979.14	4974.90	---	---	---	---
03-21-89	4978.81	4975.65	4975.40	4976.76	4974.07	4976.36	4979.82	4980.08	4979.68	4979.35	4975.15	---	---	---	---
04-06-89	4979.15	4975.11	4975.65	4977.18	4974.24	4976.45	4980.10	4980.16	4979.68	4979.64	4975.40	---	---	---	---
04-21-89	4979.31	4975.95	4975.73	4977.18	4974.32	4976.45	4980.07	4980.16	4979.84	4979.77	4975.40	---	---	---	---
05-03-89	4979.40	4976.03	4975.82	4977.18	4974.49	4976.53	4980.07	4980.24	4979.84	4979.81	4975.48	---	---	---	---
05-17-89	4979.65	4976.15	4975.90	4977.26	4974.32	4976.53	4980.10	4980.33	4979.93	4979.98	4975.57	---	---	---	---
06-01-89	4979.73	4976.24	4975.90	4977.43	4974.49	4976.54	4980.07	4980.41	4980.01	4979.98	4975.48	---	---	---	---
06-13-89	4979.90	4976.40	4976.07	4977.64	4974.55	4976.70	4980.32	4980.49	4980.01	4980.06	4975.65	---	---	---	---
06-30-89	4980.06	4976.49	4976.15	4977.60	4974.53	4976.53	4980.16	4980.49	4979.93	4980.19	4975.57	---	---	---	---
07-12-89	4980.40	4976.82	4976.40	4978.01	4974.82	4976.78	4980.57	4980.74	4980.26	4980.48	4975.78	---	---	---	---
07-28-89	4980.40	4976.20	4976.40	4977.93	4974.82	4976.78	4980.82	4980.87	4980.18	4980.56	4975.82	---	---	---	---
08-10-89	4980.06	4976.40	4976.07	4977.60	4974.53	4976.74	4980.68	4980.83	4980.26	4980.39	4975.73	---	---	---	---
08-24-89	4980.48	4976.90	4976.65	4978.18	4974.90	4976.99	4980.74	4980.91	4980.30	4980.30	4976.04	---	---	---	---
09-07-89	4980.65	4977.07	4976.73	4978.43	4975.07	4977.11	4980.82	4981.08	4980.30	4980.89	4976.19	---	---	---	---
09-21-89	4980.90	4977.24	4976.90	4978.46	4975.16	4977.16	4980.91	4981.16	4980.47	4981.06	4976.23	---	---	---	---
10-05-89	4980.90	4977.24	4976.94	4978.47	4975.15	4977.03	4981.07	4981.24	4980.49	4981.06	4976.32	---	---	---	---
10-20-89	4980.65	4976.82	4976.65	4978.01	4974.90	4977.07	4980.91	4981.08	4980.34	4980.81	4975.69	---	---	---	---
11-03-89	4980.40	4977.02	4976.40	4978.01	4974.90	4977.27	4980.92	4980.99	4980.58	4980.59	4975.89	---	---	---	---
11-17-89	4980.15	4977.02	4976.28	4977.60	4974.82	4977.52	4980.92	4980.87	4980.58	4980.38	4975.98	4976.98	4974.91	4984.83	4972.45
12-01-89	4979.81	4976.56	4975.90	4977.26	4974.40	4977.10	4980.83	4980.66	4980.50	4980.01	4975.81	4976.60	4974.65	4973.50	4972.35
12-15-89	4979.56	4976.27	4975.82	4977.10	4974.15	4977.10	4980.75	4980.49	4980.46	4979.88	4975.56	4976.28	4974.46	4973.35	4972.30
12-28-89	4979.31	4976.10	4975.61	4976.85	4974.15	4976.89	4980.42	4980.41	4980.33	4979.72	4975.48	4976.03	4974.21	4973.29	4972.23

002107

[---------- Water Level Elevation - Feet Above MSL ----------]

DATE	MW-7	MW-9	MW-12	MW-13	MW-14	MW-15	MW-16	MW-17	MW-21	MW-22	MW-33	MW-34	MW-35	MW-36	MW-37
01-09-90	4979.15	4975.85	4975.44	4976.68	4973.99	4976.85	4980.33	4980.33	4980.29	4979.55	4975.31	4975.89	4974.19	4973.12	4972.12
01-24-90	4978.98	4975.85	4975.48	4976.43	4973.90	4976.68	4980.25	4980.16	4980.08	4979.55	4975.14	4975.84	4974.04	4973.01	4972.10
02-07-90	4978.81	4975.77	4975.40	4976.35	4973.82	4976.52	4980.00	4980.12	4980.08	4979.38	4975.06	4975.60	4974.00	4972.92	4971.28
02-21-90	4978.81	4975.52	4975.32	4976.35	4973.65	4976.35	4979.92	4980.08	4980.00	4979.13	4975.06	4975.52	4973.88	4972.94	4971.99
03-07-90	4978.81	4975.43	4975.07	4976.26	4973.65	4976.18	4980.00	4980.91	4979.75	4979.13	4975.06	4975.90	4973.97	4972.92	4972.16
03-21-90	4978.81	4975.43	4975.07	4976.26	4973.65	4975.93	4979.92	4980.08	4979.75	4979.13	4975.06	4975.67	4973.97	4973.07	4972.13
04-05-90	4979.23	4976.10	4975.65	4976.76	4974.07	4976.27	4980.00	4980.08	4979.75	4979.55	4975.48	4975.77	4973.00	4973.20	4972.26
04-18-90	4979.48	4976.27	4975.82	4977.10	4974.07	4976.27	4980.00	4980.16	4979.83	4979.55	4975.48	4976.27	4973.75	4972.55	4972.28
05-02-90	4979.65	4976.27	4975.90	4977.18	4974.15	4976.60	4980.08	4980.41	4980.00	4979.88	4975.81	4976.74	4974.60	4973.40	4972.41
05-16-90	4979.65	4976.27	4975.90	4977.18	4974.15	4976.35	4980.00	4980.24	4980.08	4979.63	4975.48	4976.02	4974.52	4973.32	4972.35
05-30-90	4979.65	4976.27	4975.90	4977.18	4974.07	4976.35	4980.00	4980.41	4980.08	4979.88	4975.56	4976.76	4974.60	4973.36	4972.31
06-13-90	4979.90	4976.68	4976.23	4977.51	4974.40	4976.60	4980.42	4980.49	4975.57	4979.97	4975.89	4976.98	4974.69	4973.39	4972.29
06-27-90	4980.06	4976.68	4976.32	4977.60	4974.49	4976.68	4980.42	4980.49	4980.08	4980.13	4975.89	4977.20	4974.86	4973.50	4972.35

ATTACHMENT 2

Air Stripper Performance Data

SPARTON TECHNOLOGY, INC.
COORS ROAD FACILITY
ALBUQUERQUE, NEW MEXICO

GROUNDWATER RECOVERY SYSTEM
VOLUME TREATED
MONTH OF JUNE 1990

DATE	BEGIN READING	END READING	GALLONS	CUMULATIVE GALLONS
				1019200
06-01-90	214100	218900	4800	1024000
06-04-90	218900	220500	1600	1025600
06-05-90	220500	222400	1900	1027500
06-06-90	222400	224800	2400	1029900
06-07-90	224800	226500	1700	1031600
06-08-90	226500	231100	4600	1036200
06-11-90	231100	232700	1600	1037800
06-12-90	232700	234800	2100	1039900
06-13-90	234800	236500	1700	1041600
06-14-90	236500	238400	1900	1043500
06-15-90	238400	244000	5600	1049100
06-18-90	244000	245900	1900	1051000
06-19-90	245900	247600	1700	1052700
06-20-90	247600	249300	1700	1054400
06-21-90	249300	251300	2000	1056400
06-22-90	251300	256700	5400	1061800
06-25-90	256700	258500	1800	1063600
06-26-90	258500	260000	1500	1065100
06-27-90	260000	261700	1700	1066800
06-28-90	261700	263500	1800	1068600
06-29-90	263500	269200	5700	1074300
			55,100	

AIR STRIPPER PERFORMANCE

Sparton Technology, Inc.
Albuquerque, New Mexico

(all concentrations in micrograms per liter (ppb))

DATE SAMPLED	1,1-Dichloroethylene INFLUENT	1,1-Dichloroethylene EFFLUENT	1,1-Dichloroethylene PERCENT REDUCTION	Methylene Chloride INFLUENT	Methylene Chloride EFFLUENT	Methylene Chloride PERCENT REDUCTION	1,1,1-Trichloroethane INFLUENT	1,1,1-Trichloroethane EFFLUENT	1,1,1-Trichloroethane PERCENT REDUCTION	Trichloroethylene INFLUENT	Trichloroethylene EFFLUENT	Trichloroethylene PERCENT REDUCTION
12/12/88	21	0.32	98.5	293	5.4	98.2	95	1.9	98.0	328	6.3	98.1
12/14/88	170	1.1	99.4	2,230	26.5	98.8	1,090	9.7	99.1	2,490	22.4	99.1
12/19/88	87	0.4	99.5	1,320	13.6	99.0	862	6.0	99.3	2,200	14.8	99.3
12/27/88	89	0.5	99.4	1,250	2.4	99.8	648	3.3	99.5	1,300	7.2	99.4
01/06/89	64	0.2	99.7	581	3.3	99.4	340	1.7	99.5	712	4.1	99.4
01/23/89	82	0.2	99.8	545	7.4	98.6	571	2.6	99.5	1,220	7.5	99.4
02/02/89	83	0.3	99.6	514	0.1	100.0	389	2.2	99.4	1,550	8.6	99.4
03/06/89	107	1.5	98.6	38	0.4	98.9	708	11.0	98.4	1,300	21.0	98.4
04/03/89	79	1	98.7	87	1	98.9	371	1	99.7	880	1.5	99.8
05/01/89	94	1	98.9	14	1	92.9	243	1	99.6	632	1	99.8
06/05/89	28	1	96.4	148	1	99.3	198	1	99.5	685	1	99.9
07/05/89	20	0.1	99.5	2.4	0.1	95.8	154	0.1	99.9	452	0.14	100.0
08/07/89	27	0.1	99.6	2.4	0.1	95.8	152	0.18	99.9	477	0.19	100.0
09/05/89	53	0.1	99.8	8.5	0.1	98.8	310	0.1	100.0	785	0.2	100.0
10/02/89	62	0.1	99.8	2.6	0.1	96.2	286	0.1	100.0	905	0.1	100.0
11/06/89	20.9	0.1	99.5	140	0.26	99.8	87.5	0.1	99.9	392	0.25	99.9
12/04/89	23.0	0.1	99.6	131	0.2	99.8	71	0.1	99.9	378	0.4	99.9
01/08/90	19.7	0.1	99.5	140	0.41	99.7	90.3	0.18	99.8	359	0.91	99.7
02/05/90	34.0	0.1	99.7	44	0.22	99.5	250	0.47	99.8	670	1.8	99.7
03/05/90	45.0	0.1	99.8	35	0.2	99.4	240	0.19	99.9	780	0.91	99.9
04/02/90	64.0	0.1	99.8	10	0.4	96.0	310	0.1	100.0	1300	0.32	100.0
05/07/90	43.0	0.1	99.8	8.7	0.1	98.9	190	0.1	99.9	720	0.18	100.0
06/04/90	70.0	0.1	99.9	1	0.1	90.0	180	0.1	99.9	820	0.1	100.0
avg	60	0.4	99.4	328	2.8	99.1	341	1.9	99.4	928	4.4	99.5

002111

ATTACHMENT 3

Analytical Results for MW-51

Rocky Mountain
Analytical Laboratory

Enseco

May 15, 1990

Ven Samala
Sparton Technology, Inc.
9621 Coors Rd. NW
Albuquerque, NM 87114

Dear Mr. Samala:

Enclosed is the report for the three aqueous samples received at Rocky Mountain Analytical Laboratory on April 26, 1990.

If you have any questions, the Program Administrator assigned to this project is Joel Holtz.

Sincerely,

Ramona Power

Ramona Power
Data Control

Enclosures

cc: Joel Holtz, PA

RMAL #009243

002113

Enseco Incorporated
4955 Yarrow Street
Arvada, Colorado 80002
303/421-6611 Fax: 303/431-7171

Discussion

This report contains results and supporting quality control and sample identification information associated with analyses performed on this project. The results and supporting information are contained in tables following this section, arranged in the following order:

- Sample Description Information
- Analytical Test Requests
- Analytical Results
- Quality Control Report
- Data Quality Assessment

Analyses were performed in accordance with EPA methods and with Enseco's current Quality Assurance Program Plan for Environmental Chemical Monitoring. The specific analytical methods used are presented with each result. The first four sections below describes the format, content, and organization for the four corresponding separate components of this report. The fifth section provides an overall data quality assessment of the results..

Sample Description Information

The Sample Description Information lists all the samples received in this project together with the internal laboratory identification number assigned for each sample. Each project received at Enseco - RMAL is assigned a unique six digit number. Samples within the project are numbered sequentially. The laboratory identification number is a combination of the six digit project code and the sample sequence number.

Also given in the Sample Description Information is the Sample Type (matrix), Date of Sampling (if known) and Date of Receipt at the laboratory.

Analytical Test Requests

The Analytical Test Requests lists the analyses that were performed on each sample. The Custom Test column indicates where tests have been modified to conform to the specific requirements of this project.

Analytical Results

The analytical results for this project are presented in data tables. Each data table includes sample identification information, and where available and appropriate, dates sampled, received, authorized, prepared, and analyzed.

Data sheets contain a listing of the parameters measured in each test, the analytical results, the analytical method, and the Enseco reporting limit. Reporting limits are adjusted to reflect dilution of the sample, when appropriate. Solid and waste samples are reported on an "as received" basis, i.e. no correction is made for moisture content.

Enseco-RMAL is no longer routinely blank-correcting analytical data. Uncorrected analytical results are reported, along with associated blank results, for all organic and metals analyses. Analytical results and blank results are reported for conventional inorganic parameters as specified in the method. This policy is described in detail in the Enseco Incorporated Quality Assurance Program Plan for Environmental Chemical Monitoring, Revision 3.3, April, 1989.

Quality Control Reports

As documented in more detail in Enseco's QAPP, various internal quality control checks are performed to assure that the laboratory was in control during the time that samples on this project were analyzed. The QC checks include analysis of method blanks, duplicate control samples (DCS), and single control samples (SCS). Results from these analyses are presented along with the control limits.

Method Blank Results: A method blank is a laboratory generated sample used to assess the degree to which laboratory operations and procedures cause false positive analytical results.

Duplicate Control Samples (DCS): Each DCS consists of a standard control matrix that is spiked with a group of target analytes representative of the method analytes. One Duplicate Control Sample is prepared for every twenty (20) samples.

Single Control Samples (SCS): An SCS is a spiked sample analyzed with each batch of samples.

Accuracy for DCS and SCS is measured by Percent Recovery.

$$\% \text{ Recovery} = \frac{\text{Measured Concentration}}{\text{Actual Concentration}} \times 100$$

Precision for DCS is measured by Relative Percent Difference (RPD).

$$\text{RPD} = \frac{|\text{Measured Concentration DCS1} - \text{Measured Concentration DCS2}|}{(\text{Measured Concentration DCS1} + \text{Measured Concentration DCS2})/2} \times 100$$

Data Quality Assessment

The results contained in this report were reviewed relative to data acceptance criteria as specified in Enseco's Quality Assurance Project Plan for completeness, precision, accuracy, representativeness and defensibility of the data. Unless otherwise stated below, no quality control problems or technical difficulties were encountered.

Enseco
A CORNING Company

SAMPLE DESCRIPTION INFORMATION
for
Sparton Technology Inc.

Lab ID	Client ID	Matrix	Sampled Date	Sampled Time	Received Date
009243-0001-SA	MW-51	AQUEOUS	25 APR 90	09:26	26 APR 90
009243-0002-SA	FIELD BLANK	AQUEOUS	25 APR 90	09:29	26 APR 90
009243-0003-SA	TRIP BLANK	AQUEOUS	25 APR 90		26 APR 90

Enseco
A CORNING Company

ANALYTICAL TEST REQUESTS
for
Sparton Technology Inc.

Lab ID: 009243	Group Code	Analysis Description	Custom Test?
0001 - 0003	A	Total Kjeldahl Nitrogen (TKN)	N
		Ammonia	N
		Nitrate, as Nitrogen	N
		Sulfate, Ion Chromatography	N
		Chloride, Ion Chromatography	N
		Fluoride, Electrode	N
		Appendix IX Volatile Organics	N
		Prep-Volatile Organics by GC/MS	N
		ICP Metals (Total)	Y
		Prep - Total Metals, ICP	N
		Arsenic, Furnace AA (Total)	N
		Prep - Total Metals, Furnace AA	N
		Lead, Furnace AA (Total)	N
		Selenium, Furnace AA (Total)	N
		Thallium, Furnace AA (Total)	N
		Mercury, Cold Vapor AA (Total)	N
		Prep - Mercury, Cold Vapor AA (Total)	N

Enseco
A CORNING Company

Appendix IX Volatile Organics

Method 8240

Client Name: Sparton Technology Inc.
Client ID: MW-51
Lab ID: 009243-0001-SA Enseco ID: 1073387
Matrix: AQUEOUS Sampled: 25 APR 90 Received: 26 APR 90
Authorized: 26 APR 90 Prepared: 29 APR 90 Analyzed: 01 MAY 90

Parameter	Result	Units	Reporting Limit
Acetone	ND	ug/L	10
Acetonitrile	ND	ug/L	100
Acrolein	ND	ug/L	100
Acrylonitrile	ND	ug/L	100
Allyl chloride	ND	ug/L	5.0
Benzene	ND	ug/L	5.0
Bromodichloromethane	ND	ug/L	5.0
Bromoform	ND	ug/L	5.0
Bromomethane	ND	ug/L	10
Carbon disulfide	ND	ug/L	5.0
Carbon tetrachloride	ND	ug/L	5.0
Chlorobenzene	ND	ug/L	5.0
Chloroprene	ND	ug/L	5.0
Chloroethane	ND	ug/L	10
Chlorodibromomethane	ND	ug/L	5.0
Chloroform	ND	ug/L	5.0
Chloromethane	ND	ug/L	10
DBCP (1,2-Dibromo-3-chloropropane)	ND	ug/L	5.0
EDB (1,2-Dibromoethane)	ND	ug/L	5.0
Dibromomethane	ND	ug/L	5.0
trans-1,4-Dichloro-2-butene	ND	ug/L	5.0
Dichlorodifluoromethane	ND	ug/L	10
1,1-Dichloroethane	ND	ug/L	5.0
1,2-Dichloroethane	ND	ug/L	5.0
trans-1,2-Dichloroethene	ND	ug/L	5.0
1,1-Dichloroethene	ND	ug/L	5.0
Dichloromethane	ND	ug/L	5.0
1,2-Dichloropropane	ND	ug/L	5.0
cis-1,3-Dichloropropene	ND	ug/L	5.0
trans-1,3-Dichloropropene	ND	ug/L	5.0
1,4-Dioxane	ND	ug/L	100
Ethylbenzene	ND	ug/L	5.0
Ethyl cyanide	ND	ug/L	5.0
2-Hexanone	ND	ug/L	10
Iodomethane	ND	ug/L	5.0
Isobutyl alcohol	ND	ug/L	100
Methacrylonitrile	ND	ug/L	5.0
2-Butanone (MEK)	ND	ug/L	10
4-Methyl-2-pentanone	ND	ug/L	10

(continued on following page)

ND = Not detected
NA = Not applicable

Reported By: Bryan Anderson Approved By: Jeff Lowry

Enseco
A CORNING Company

Appendix IX Volatile Organics (CONT.)

Method 8240

Client Name: Sparton Technology Inc.
Client ID: MW-51
Lab ID: 009243-0001-SA Enseco ID: 1073387
Matrix: AQUEOUS Sampled: 25 APR 90 Received: 26 APR 90
Authorized: 26 APR 90 Prepared: 29 APR 90 Analyzed: 01 MAY 90

Parameter	Result	Units	Reporting Limit
Styrene	ND	ug/L	5.0
1,1,1,2-Tetrachloroethane	ND	ug/L	5.0
1,1,2,2-Tetrachloroethane	ND	ug/L	5.0
Tetrachloroethene	ND	ug/L	5.0
Toluene	ND	ug/L	5.0
1,1,1-Trichloroethane	ND	ug/L	5.0
1,1,2-Trichloroethane	ND	ug/L	5.0
Trichloroethene	8.5	ug/L	5.0
Trichlorofluoromethane	ND	ug/L	5.0
1,2,3-Trichloropropane	ND	ug/L	5.0
Vinyl acetate	ND	ug/L	10
Vinyl chloride	ND	ug/L	10
Xylenes (total)	ND	ug/L	5.0
Toluene-d8	104	%	--
4-Bromofluorobenzene	93	%	--
1,2-Dichloroethane-d4	102	%	--

ND = Not detected
NA = Not applicable

Reported By: Bryan Anderson Approved By: Jeff Lowry

Enseco
A CORNING Company

Appendix IX Volatile Organics

Method 8240

Client Name: Sparton Technology Inc.
Client ID: FIELD BLANK
Lab ID: 009243-0002-SA Enseco ID: 1073388
Matrix: AQUEOUS Sampled: 25 APR 90 Received: 26 APR 90
Authorized: 26 APR 90 Prepared: 29 APR 90 Analyzed: 03 MAY 90

Parameter	Result	Units	Reporting Limit
Acetone	10	ug/L	10
Acetonitrile	ND	ug/L	100
Acrolein	ND	ug/L	100
Acrylonitrile	ND	ug/L	100
Allyl chloride	ND	ug/L	5.0
Benzene	ND	ug/L	5.0
Bromodichloromethane	ND	ug/L	5.0
Bromoform	ND	ug/L	5.0
Bromomethane	ND	ug/L	10
Carbon disulfide	ND	ug/L	5.0
Carbon tetrachloride	ND	ug/L	5.0
Chlorobenzene	ND	ug/L	5.0
Chloroprene	ND	ug/L	5.0
Chloroethane	ND	ug/L	10
Chlorodibromomethane	ND	ug/L	5.0
Chloroform	ND	ug/L	5.0
Chloromethane	ND	ug/L	10
DBCP (1,2-Dibromo-3-chloropropane)	ND	ug/L	5.0
EDB (1,2-Dibromoethane)	ND	ug/L	5.0
Dibromomethane	ND	ug/L	5.0
trans-1,4-Dichloro-2-butene	ND	ug/L	5.0
Dichlorodifluoromethane	ND	ug/L	10
1,1-Dichloroethane	ND	ug/L	5.0
1,2-Dichloroethane	ND	ug/L	5.0
trans-1,2-Dichloroethene	ND	ug/L	5.0
1,1-Dichloroethene	ND	ug/L	5.0
Dichloromethane	ND	ug/L	5.0
1,2-Dichloropropane	ND	ug/L	5.0
cis-1,3-Dichloropropene	ND	ug/L	5.0
trans-1,3-Dichloropropene	ND	ug/L	5.0
1,4-Dioxane	ND	ug/L	100
Ethylbenzene	ND	ug/L	5.0
Ethyl cyanide	ND	ug/L	5.0
2-Hexanone	ND	ug/L	10
Iodomethane	ND	ug/L	5.0
Isobutyl alcohol	ND	ug/L	100
Methacrylonitrile	ND	ug/L	5.0
2-Butanone (MEK)	ND	ug/L	10
4-Methyl-2-pentanone	ND	ug/L	10

(continued on following page)

ND = Not detected
NA = Not applicable

Reported By: Bryan Anderson Approved By: Jeff Lowry

Enseco
A CORNING Company

Appendix IX Volatile Organics (CONT.)

Method 8240

Client Name: Sparton Technology Inc.
Client ID: FIELD BLANK
Lab ID: 009243-0002-SA Enseco ID: 1073388
Matrix: AQUEOUS Sampled: 25 APR 90 Received: 26 APR 90
Authorized: 26 APR 90 Prepared: 29 APR 90 Analyzed: 03 MAY 90

Parameter	Result	Units	Reporting Limit
Styrene	ND	ug/L	5.0
1,1,1,2-Tetrachloroethane	ND	ug/L	5.0
1,1,2,2-Tetrachloroethane	ND	ug/L	5.0
Tetrachloroethene	ND	ug/L	5.0
Toluene	ND	ug/L	5.0
1,1,1-Trichloroethane	ND	ug/L	5.0
1,1,2-Trichloroethane	ND	ug/L	5.0
Trichloroethene	ND	ug/L	5.0
Trichlorofluoromethane	ND	ug/L	5.0
1,2,3-Trichloropropane	ND	ug/L	5.0
Vinyl acetate	ND	ug/L	10
Vinyl chloride	ND	ug/L	10
Xylenes (total)	ND	ug/L	5.0
Toluene-d8	100	%	--
4-Bromofluorobenzene	103	%	--
1,2-Dichloroethane-d4	101	%	--

ND = Not detected
NA = Not applicable

Reported By: Bryan Anderson Approved By: Jeff Lowry

Enseco
A CORNING Company

Appendix IX Volatile Organics

Method 8240

Client Name: Sparton Technology Inc.
Client ID: TRIP BLANK
Lab ID: 009243-0003-SA Enseco ID: 1073389
Matrix: AQUEOUS Sampled: 25 APR 90 Received: 26 APR 90
Authorized: 26 APR 90 Prepared: 29 APR 90 Analyzed: 03 MAY 90

Parameter	Result	Units	Reporting Limit
Acetone	ND	ug/L	10
Acetonitrile	ND	ug/L	100
Acrolein	ND	ug/L	100
Acrylonitrile	ND	ug/L	100
Allyl chloride	ND	ug/L	5.0
Benzene	ND	ug/L	5.0
Bromodichloromethane	ND	ug/L	5.0
Bromoform	ND	ug/L	5.0
Bromomethane	ND	ug/L	10
Carbon disulfide	ND	ug/L	5.0
Carbon tetrachloride	ND	ug/L	5.0
Chlorobenzene	ND	ug/L	5.0
Chloroprene	ND	ug/L	5.0
Chloroethane	ND	ug/L	10
Chlorodibromomethane	ND	ug/L	5.0
Chloroform	ND	ug/L	5.0
Chloromethane	ND	ug/L	10
DBCP (1,2-Dibromo-3-chloropropane)	ND	ug/L	5.0
EDB (1,2-Dibromoethane)	ND	ug/L	5.0
Dibromomethane	ND	ug/L	5.0
trans-1,4-Dichloro-2-butene	ND	ug/L	5.0
Dichlorodifluoromethane	ND	ug/L	10
1,1-Dichloroethane	ND	ug/L	5.0
1,2-Dichloroethane	ND	ug/L	5.0
trans-1,2-Dichloroethene	ND	ug/L	5.0
1,1-Dichloroethene	ND	ug/L	5.0
Dichloromethane	ND	ug/L	5.0
1,2-Dichloropropane	ND	ug/L	5.0
cis-1,3-Dichloropropene	ND	ug/L	5.0
trans-1,3-Dichloropropene	ND	ug/L	5.0
1,4-Dioxane	ND	ug/L	100
Ethylbenzene	ND	ug/L	5.0
Ethyl cyanide	ND	ug/L	5.0
2-Hexanone	ND	ug/L	10
Iodomethane	ND	ug/L	5.0
Isobutyl alcohol	ND	ug/L	100
Methacrylonitrile	ND	ug/L	5.0
2-Butanone (MEK)	ND	ug/L	10
4-Methyl-2-pentanone	ND	ug/L	10

(continued on following page)

ND = Not detected
NA = Not applicable

Reported By: Bryan Anderson Approved By: Jeff Lowry

Enseco
A CORNING Company

Appendix IX Volatile Organics (CONT.)

Method 8240

Client Name: Sparton Technology Inc.
Client ID: TRIP BLANK
Lab ID: 009243-0003-SA Enseco ID: 1073389
Matrix: AQUEOUS Sampled: 25 APR 90 Received: 26 APR 90
Authorized: 26 APR 90 Prepared: 29 APR 90 Analyzed: 03 MAY 90

Parameter	Result	Units	Reporting Limit
Styrene	ND	ug/L	5.0
1,1,1,2-Tetrachloroethane	ND	ug/L	5.0
1,1,2,2-Tetrachloroethane	ND	ug/L	5.0
Tetrachloroethene	ND	ug/L	5.0
Toluene	ND	ug/L	5.0
1,1,1-Trichloroethane	ND	ug/L	5.0
1,1,2-Trichloroethane	ND	ug/L	5.0
Trichloroethene	ND	ug/L	5.0
Trichlorofluoromethane	ND	ug/L	5.0
1,2,3-Trichloropropane	ND	ug/L	5.0
Vinyl acetate	ND	ug/L	10
Vinyl chloride	ND	ug/L	10
Xylenes (total)	ND	ug/L	5.0
Toluene-d8	103	%	--
4-Bromofluorobenzene	93	%	--
1,2-Dichloroethane-d4	102	%	--

ND = Not detected
NA = Not applicable

Reported By: Bryan Anderson Approved By: Jeff Lowry

Enseco
A CORNING Company

Metals

Total Metals

Client Name: Sparton Technology Inc.
Client ID: MW-51
Lab ID: 009243-0001-SA Enseco ID: 1073387
Matrix: AQUEOUS Sampled: 25 APR 90 Received: 26 APR 90
Authorized: 26 APR 90 Prepared: See Below Analyzed: See Below

Parameter	Result	Units	Reporting Limit	Analytical Method	Prepared Date	Analyzed Date
Antimony	ND	mg/L	0.050	6010	29 APR 90	01 MAY 90
Arsenic	ND	mg/L	0.0050	7060	29 APR 90	30 APR 90
Barium	0.071	mg/L	0.010	6010	29 APR 90	01 MAY 90
Beryllium	ND	mg/L	0.0020	6010	29 APR 90	01 MAY 90
Boron	0.11	mg/L	0.020	6010	29 APR 90	01 MAY 90
Cadmium	ND	mg/L	0.0050	6010	29 APR 90	01 MAY 90
Chromium	ND	mg/L	0.010	6010	29 APR 90	01 MAY 90
Cobalt	ND	mg/L	0.010	6010	29 APR 90	01 MAY 90
Copper	ND	mg/L	0.010	6010	29 APR 90	01 MAY 90
Lead	ND	mg/L	0.010	7421	29 APR 90	30 APR 90
Manganese	0.15	mg/L	0.010	6010	29 APR 90	01 MAY 90
Mercury	ND	mg/L	0.00020	7470	29 APR 90	29 APR 90
Nickel	ND	mg/L	0.040	6010	29 APR 90	01 MAY 90
Selenium	ND	mg/L	0.0050	7740	29 APR 90	30 APR 90
Silver	ND	mg/L	0.010	6010	29 APR 90	01 MAY 90
Thallium	ND	mg/L	0.010	7841	29 APR 90	30 APR 90
Tin	ND	mg/L	0.050	6010	29 APR 90	01 MAY 90
Vanadium	ND	mg/L	0.010	6010	29 APR 90	01 MAY 90
Zinc	ND	mg/L	0.010	6010	29 APR 90	01 MAY 90

ND = Not detected
NA = Not applicable

Reported By: Fred Velasquez Approved By: Roxanne Sullivan

Enseco
A CORNING Company

Metals

Total Metals

Client Name: Sparton Technology Inc.
Client ID: FIELD BLANK
Lab ID: 009243-0002-SA Enseco ID: 1073388
Matrix: AQUEOUS Sampled: 25 APR 90 Received: 26 APR 90
Authorized: 26 APR 90 Prepared: See Below Analyzed: See Below

Parameter	Result	Units	Reporting Limit	Analytical Method	Prepared Date	Analyzed Date
Antimony	ND	mg/L	0.050	6010	29 APR 90	01 MAY 90
Arsenic	ND	mg/L	0.0050	7060	29 APR 90	30 APR 90
Barium	ND	mg/L	0.010	6010	29 APR 90	01 MAY 90
Beryllium	ND	mg/L	0.0020	6010	29 APR 90	01 MAY 90
Boron	ND	mg/L	0.020	6010	29 APR 90	01 MAY 90
Cadmium	ND	mg/L	0.0050	6010	29 APR 90	01 MAY 90
Chromium	ND	mg/L	0.010	6010	29 APR 90	01 MAY 90
Cobalt	ND	mg/L	0.010	6010	29 APR 90	01 MAY 90
Copper	ND	mg/L	0.010	6010	29 APR 90	01 MAY 90
Lead	ND	mg/L	0.010	7421	29 APR 90	30 APR 90
Manganese	ND	mg/L	0.010	6010	29 APR 90	01 MAY 90
Mercury	ND	mg/L	0.00020	7470	29 APR 90	29 APR 90
Nickel	ND	mg/L	0.040	6010	29 APR 90	01 MAY 90
Selenium	ND	mg/L	0.0050	7740	29 APR 90	30 APR 90
Silver	ND	mg/L	0.010	6010	29 APR 90	01 MAY 90
Thallium	ND	mg/L	0.0050	7841	29 APR 90	30 APR 90
Tin	ND	mg/L	0.050	6010	29 APR 90	01 MAY 90
Vanadium	ND	mg/L	0.010	6010	29 APR 90	01 MAY 90
Zinc	ND	mg/L	0.010	6010	29 APR 90	01 MAY 90

ND = Not detected
NA = Not applicable

Reported By: Fred Velasquez Approved By: Roxanne Sullivan

Enseco
A CORNING Company

Metals

Total Metals

Client Name: Sparton Technology Inc.
Client ID: TRIP BLANK
Lab ID: 009243-0003-SA Enseco ID: 1073389
Matrix: AQUEOUS Sampled: 25 APR 90 Received: 26 APR 90
Authorized: 26 APR 90 Prepared: See Below Analyzed: See Below

Parameter	Result	Units	Reporting Limit	Analytical Method	Prepared Date	Analyzed Date
Antimony	ND	mg/L	0.050	6010	29 APR 90	01 MAY 90
Arsenic	ND	mg/L	0.0050	7060	29 APR 90	30 APR 90
Barium	ND	mg/L	0.010	6010	29 APR 90	01 MAY 90
Beryllium	ND	mg/L	0.0020	6010	29 APR 90	01 MAY 90
Boron	ND	mg/L	0.020	6010	29 APR 90	01 MAY 90
Cadmium	ND	mg/L	0.0050	6010	29 APR 90	01 MAY 90
Chromium	ND	mg/L	0.010	6010	29 APR 90	01 MAY 90
Cobalt	ND	mg/L	0.010	6010	29 APR 90	01 MAY 90
Copper	ND	mg/L	0.010	6010	29 APR 90	01 MAY 90
Lead	0.0054	mg/L	0.0050	7421	29 APR 90	30 APR 90
Manganese	ND	mg/L	0.010	6010	29 APR 90	01 MAY 90
Mercury	ND	mg/L	0.00020	7470	29 APR 90	29 APR 90
Nickel	ND	mg/L	0.040	6010	29 APR 90	01 MAY 90
Selenium	ND	mg/L	0.0050	7740	29 APR 90	30 APR 90
Silver	ND	mg/L	0.010	6010	29 APR 90	01 MAY 90
Thallium	ND	mg/L	0.0050	7841	29 APR 90	30 APR 90
Tin	ND	mg/L	0.050	6010	29 APR 90	01 MAY 90
Vanadium	ND	mg/L	0.010	6010	29 APR 90	01 MAY 90
Zinc	ND	mg/L	0.010	6010	29 APR 90	01 MAY 90

ND = Not detected
NA = Not applicable

Reported By: Fred Velasquez Approved By: Roxanne Sullivan

Enseco
A CORNING Company

General Inorganics

Client Name: Sparton Technology Inc.
Client ID: MW-51
Lab ID: 009243-0001-SA Enseco ID: 1073387
Matrix: AQUEOUS Sampled: 25 APR 90 Received: 26 APR 90
Authorized: 26 APR 90 Prepared: See Below Analyzed: See Below

Parameter	Result	Units	Reporting Limit	Analytical Method	Prepared Date	Analyzed Date
Chloride	19.7	mg/L	3.0	300.0	NA	03 MAY 90
Fluoride	0.35	mg/L	0.10	340.2	NA	02 MAY 90
Ammonia as N	ND	mg/L	0.10	350.1	NA	09 MAY 90
Nitrate as N	4.0	mg/L	1.0	353.2	NA	03 MAY 90
Sulfate	87.3	mg/L	5.0	300.0	NA	03 MAY 90
Total Kjeldahl Nitrogen as N	ND	mg/L	0.50	351.2	NA	10 MAY 90

ND = Not detected
NA = Not applicable

Reported By: Linda Sullivan Approved By: Kimberly Conroy

Enseco
A CORNING Company

General Inorganics

Client Name: Sparton Technology Inc.
Client ID: FIELD BLANK
Lab ID: 009243-0002-SA Enseco ID: 1073388
Matrix: AQUEOUS Sampled: 25 APR 90 Received: 26 APR 90
Authorized: 26 APR 90 Prepared: See Below Analyzed: See Below

Parameter	Result	Units	Reporting Limit	Analytical Method	Prepared Date	Analyzed Date
Chloride	ND	mg/L	3.0	300.0	NA	03 MAY 90
Fluoride	ND	mg/L	0.10	340.2	NA	02 MAY 90
Ammonia as N	ND	mg/L	0.10	350.1	NA	09 MAY 90
Nitrate as N	ND	mg/L	0.10	353.2	NA	03 MAY 90
Sulfate	ND	mg/L	5.0	300.0	NA	03 MAY 90
Total Kjeldahl Nitrogen as N	ND	mg/L	0.50	351.2	NA	10 MAY 90

ND = Not detected
NA = Not applicable

Reported By: Linda Sullivan Approved By: Kimberly Conroy

Enseco
A CORNING Company

General Inorganics

Client Name: Sparton Technology Inc.
Client ID: TRIP BLANK
Lab ID: 009243-0003-SA Enseco ID: 1073389
Matrix: AQUEOUS Sampled: 25 APR 90 Received: 26 APR 90
Authorized: 26 APR 90 Prepared: See Below Analyzed: See Below

Parameter	Result	Units	Reporting Limit	Analytical Method	Prepared Date	Analyzed Date
Chloride	ND	mg/L	3.0	300.0	NA	03 MAY 90
Fluoride	ND	mg/L	0.10	340.2	NA	02 MAY 90
Ammonia as N	ND	mg/L	0.10	350.1	NA	09 MAY 90
Nitrate as N	ND	mg/L	0.10	353.2	NA	03 MAY 90
Sulfate	ND	mg/L	5.0	300.0	NA	03 MAY 90
Total Kjeldahl Nitrogen as N	ND	mg/L	0.50	351.2	NA	10 MAY 90

ND = Not detected
NA = Not applicable

Reported By: Linda Sullivan Approved By: Kimberly Conroy

Enseco
A CORNING Company

QC LOT ASSIGNMENT REPORT
Volatile Organics by GC/MS

Laboratory Sample Number	QC Matrix	QC Category	QC Lot Number (DCS)	QC Run Number (SCS/BLANK)
009243-0001-SA	AQUEOUS	624-A	01 MAY 90-F	01 MAY 90-F
009243-0002-SA	AQUEOUS	624-A	01 MAY 90-F	03 MAY 90-F
009243-0003-SA	AQUEOUS	624-A	01 MAY 90-F	03 MAY 90-F

Enseco
A CORNING Company

DUPLICATE CONTROL SAMPLE REPORT
Volatile Organics by GC/MS

Analyte	Concentration Spiked	Measured DCS1	Measured DCS2	Measured AVG	Accuracy Average(%) DCS	Accuracy Average(%) Limits	Precision (RPD) DCS	Precision (RPD) Limit
Category: 624-A								
Matrix: AQUEOUS								
QC Lot: 01 MAY 90-F								
Concentration Units: ug/L								
1,1-Dichloroethene	50	57.5	55.2	56.4	113	61-145	4.1	14
Trichloroethene	50	53.4	52.8	53.1	106	71-120	1.1	14
Benzene	50	54.8	54.5	54.6	109	76-127	0.6	11
Toluene	50	56.4	56.3	56.4	113	76-125	0.2	13
Chlorobenzene	50	54.0	54.3	54.2	108	75-130	0.6	13

Calculations are performed before rounding to avoid round-off errors in calculated results.

Enseco
A CORNING Company

SINGLE CONTROL SAMPLE REPORT
Volatile Organics by GC/MS

Analyte	Concentration Spiked	Concentration Measured	Accuracy(%) SCS	Accuracy(%) Limits
Category: 624-A				
Matrix: AQUEOUS				
QC Lot: 01 MAY 90-F QC Run: 01 MAY 90-F				
Concentration Units: ug/L				
1,2-Dichloroethane-d4	50.0	50.7	101	76-114
4-Bromofluorobenzene	50.0	48.3	97	86-115
Toluene-d8	50.0	51.4	103	88-110
Category: 624-A				
Matrix: AQUEOUS				
QC Lot: 01 MAY 90-F QC Run: 03 MAY 90-F				
Concentration Units: ug/L				
1,2-Dichloroethane-d4	50.0	48.0	96	76-114
4-Bromofluorobenzene	50.0	47.8	96	86-115
Toluene-d8	50.0	50.3	101	88-110

Calculations are performed before rounding to avoid round-off errors in calculated results.

Enseco
A CORNING Company

METHOD BLANK REPORT
Volatile Organics by GC/MS

Test: 624-AP9-AP
Matrix: AQUEOUS
QC Lot: 01 MAY 90-F QC Run: 01 MAY 90-F

Analyte	Result	Units	Reporting Limit
Acetone	ND	ug/L	10
Acetonitrile	ND	ug/L	100
Acrolein	ND	ug/L	100
Acrylonitrile	ND	ug/L	100
Allyl chloride	ND	ug/L	5.0
Benzene	ND	ug/L	5.0
Bromodichloromethane	ND	ug/L	5.0
Bromoform	ND	ug/L	5.0
Bromomethane	ND	ug/L	10
Carbon disulfide	ND	ug/L	5.0
Carbon tetrachloride	ND	ug/L	5.0
Chlorobenzene	ND	ug/L	5.0
Chloroprene	ND	ug/L	5.0
Chloroethane	ND	ug/L	10
Chlorodibromomethane	ND	ug/L	5.0
Chloroform	ND	ug/L	5.0
Chloromethane	ND	ug/L	10
DBCP (1,2-Dibromo-3-chloropropane)	ND	ug/L	5.0
EDB (1,2-Dibromoethane)	ND	ug/L	5.0
Dibromomethane	ND	ug/L	5.0
trans-1,4-Dichloro-2-butene	ND	ug/L	5.0
Dichlorodifluoromethane	ND	ug/L	10
1,1-Dichloroethane	ND	ug/L	5.0
1,2-Dichloroethane	ND	ug/L	5.0
trans-1,2-Dichloroethene	ND	ug/L	5.0
1,1-Dichloroethene	ND	ug/L	5.0
Dichloromethane	ND	ug/L	5.0
1,2-Dichloropropane	ND	ug/L	5.0
cis-1,3-Dichloropropene	ND	ug/L	5.0
trans-1,3-Dichloropropene	ND	ug/L	5.0
1,4-Dioxane	ND	ug/L	100
Ethylbenzene	ND	ug/L	5.0
Ethyl cyanide	ND	ug/L	5.0
2-Hexanone	ND	ug/L	10
Iodomethane	ND	ug/L	5.0
Isobutyl alcohol	ND	ug/L	100
Methacrylonitrile	ND	ug/L	5.0
2-Butanone (MEK)	ND	ug/L	10
4-Methyl-2-pentanone	ND	ug/L	10

Enseco
A CORNING Company

METHOD BLANK REPORT
Volatile Organics by GC/MS (cont.)

Analyte	Result	Units	Reporting Limit
Test: 624-AP9-AP			
Matrix: AQUEOUS			
QC Lot: 01 MAY 90-F QC Run: 01 MAY 90-F			
Styrene	ND	ug/L	5.0
1,1,1,2-Tetrachloroethane	ND	ug/L	5.0
1,1,2,2-Tetrachloroethane	ND	ug/L	5.0
Tetrachloroethene	ND	ug/L	5.0
Toluene	ND	ug/L	5.0
1,1,1-Trichloroethane	ND	ug/L	5.0
1,1,2-Trichloroethane	ND	ug/L	5.0
Trichloroethene	ND	ug/L	5.0
Trichlorofluoromethane	ND	ug/L	5.0
1,2,3-Trichloropropane	ND	ug/L	5.0
Vinyl acetate	ND	ug/L	10
Vinyl chloride	ND	ug/L	10
Xylenes (total)	ND	ug/L	5.0
Test: 624-AP9-AP			
Matrix: AQUEOUS			
QC Lot: 01 MAY 90-F QC Run: 03 MAY 90-F			
Acetone	ND	ug/L	10
Acetonitrile	ND	ug/L	100
Acrolein	ND	ug/L	100
Acrylonitrile	ND	ug/L	100
Allyl chloride	ND	ug/L	5.0
Benzene	ND	ug/L	5.0
Bromodichloromethane	ND	ug/L	5.0
Bromoform	ND	ug/L	5.0
Bromomethane	ND	ug/L	10
Carbon disulfide	ND	ug/L	5.0
Carbon tetrachloride	ND	ug/L	5.0
Chlorobenzene	ND	ug/L	5.0
Chloroprene	ND	ug/L	5.0
Chloroethane	ND	ug/L	10
Chlorodibromomethane	ND	ug/L	5.0
Chloroform	ND	ug/L	5.0
Chloromethane	ND	ug/L	10
DBCP (1,2-Dibromo-3-chloropropane)	ND	ug/L	5.0
EDB (1,2-Dibromoethane)	ND	ug/L	5.0
Dibromomethane	ND	ug/L	5.0
trans-1,4-Dichloro-2-butene	ND	ug/L	5.0

Enseco
A CORNING Company

METHOD BLANK REPORT
Volatile Organics by GC/MS (cont.)

Analyte	Result	Units	Reporting Limit
Test: 624-AP9-AP			
Matrix: AQUEOUS			
QC Lot: 01 MAY 90-F QC Run: 03 MAY 90-F			
Dichlorodifluoromethane	ND	ug/L	10
1,1-Dichloroethane	ND	ug/L	5.0
1,2-Dichloroethane	ND	ug/L	5.0
trans-1,2-Dichloroethene	ND	ug/L	5.0
1,1-Dichloroethene	ND	ug/L	5.0
Dichloromethane	ND	ug/L	5.0
1,2-Dichloropropane	ND	ug/L	5.0
cis-1,3-Dichloropropene	ND	ug/L	5.0
trans-1,3-Dichloropropene	ND	ug/L	5.0
1,4-Dioxane	ND	ug/L	100
Ethylbenzene	ND	ug/L	5.0
Ethyl cyanide	ND	ug/L	5.0
2-Hexanone	ND	ug/L	10
Iodomethane	ND	ug/L	5.0
Isobutyl alcohol	ND	ug/L	100
Methacrylonitrile	ND	ug/L	5.0
2-Butanone (MEK)	ND	ug/L	10
4-Methyl-2-pentanone	ND	ug/L	10
Styrene	ND	ug/L	5.0
1,1,1,2-Tetrachloroethane	ND	ug/L	5.0
1,1,2,2-Tetrachloroethane	ND	ug/L	5.0
Tetrachloroethene	ND	ug/L	5.0
Toluene	ND	ug/L	5.0
1,1,1-Trichloroethane	ND	ug/L	5.0
1,1,2-Trichloroethane	ND	ug/L	5.0
Trichloroethene	ND	ug/L	5.0
Trichlorofluoromethane	ND	ug/L	5.0
1,2,3-Trichloropropane	ND	ug/L	5.0
Vinyl acetate	ND	ug/L	10
Vinyl chloride	ND	ug/L	10
Xylenes (total)	ND	ug/L	5.0

Enseco
A CORNING Company

QC LOT ASSIGNMENT REPORT
Metals Analysis and Preparation

Laboratory Sample Number	QC Matrix	QC Category	QC Lot Number (DCS)	QC Run Number (SCS/BLANK)
009243-0001-SA	AQUEOUS	ICP-AT	27 APR 90-D	27 APR 90-D
009243-0001-SA	AQUEOUS	AS-FAA-AT	27 APR 90-E	27 APR 90-E
009243-0001-SA	AQUEOUS	PB-FAA-AT	27 APR 90-E	27 APR 90-E
009243-0001-SA	AQUEOUS	SE-FAA-AT	27 APR 90-E	27 APR 90-E
009243-0001-SA	AQUEOUS	TL-FAA-AT	27 APR 90-E	27 APR 90-E
009243-0001-SA	AQUEOUS	HG-CVAA-AT	29 APR 90-B	29 APR 90-B
009243-0002-SA	AQUEOUS	ICP-AT	27 APR 90-D	27 APR 90-D
009243-0002-SA	AQUEOUS	AS-FAA-AT	27 APR 90-E	27 APR 90-E
009243-0002-SA	AQUEOUS	PB-FAA-AT	27 APR 90-E	27 APR 90-E
009243-0002-SA	AQUEOUS	SE-FAA-AT	27 APR 90-E	27 APR 90-E
009243-0002-SA	AQUEOUS	TL-FAA-AT	27 APR 90-E	27 APR 90-E
009243-0002-SA	AQUEOUS	HG-CVAA-AT	29 APR 90-B	29 APR 90-B
009243-0003-SA	AQUEOUS	ICP-AT	27 APR 90-D	27 APR 90-D
009243-0003-SA	AQUEOUS	AS-FAA-AT	27 APR 90-E	27 APR 90-E
009243-0003-SA	AQUEOUS	PB-FAA-AT	27 APR 90-E	27 APR 90-E
009243-0003-SA	AQUEOUS	SE-FAA-AT	27 APR 90-E	27 APR 90-E
009243-0003-SA	AQUEOUS	TL-FAA-AT	27 APR 90-E	27 APR 90-E
009243-0003-SA	AQUEOUS	HG-CVAA-AT	29 APR 90-B	29 APR 90-B

Enseco
A CORNING Company

DUPLICATE CONTROL SAMPLE REPORT
Metals Analysis and Preparation

Analyte	Concentration Spiked	Measured DCS1	Measured DCS2	Measured AVG	Accuracy Average(%) DCS	Accuracy Average(%) Limits	Precision (RPD) DCS	Precision (RPD) Limit
Category: ICP-AT Matrix: AQUEOUS QC Lot: 27 APR 90-D Concentration Units: mg/L								
Aluminum	2.0	1.92	1.92	1.92	96	75-125	0.1	20
Antimony	0.5	0.461	0.479	0.470	94	75-125	3.9	20
Arsenic	0.5	0.469	0.494	0.482	96	75-125	5.3	20
Barium	2.0	1.70	1.70	1.70	85	75-125	0.0	20
Beryllium	0.05	0.0450	0.0452	0.0451	90	75-125	0.4	20
Cadmium	0.05	0.0548	0.0532	0.0540	108	75-125	3.0	20
Calcium	100	90.1	90.6	90.3	90	75-125	0.6	20
Chromium	0.2	0.189	0.192	0.191	95	75-125	1.3	20
Cobalt	0.5	0.472	0.484	0.478	96	75-125	2.5	20
Copper	0.25	0.256	0.262	0.259	104	75-125	2.7	20
Iron	1.0	0.948	0.964	0.956	96	75-125	1.7	20
Lead	0.5	0.498	0.520	0.509	102	75-125	4.3	20
Magnesium	50	46.6	47.0	46.8	94	75-125	0.7	20
Manganese	0.5	0.495	0.508	0.502	100	75-125	2.6	20
Nickel	0.5	0.462	0.476	0.469	94	75-125	3.1	20
Potassium	50	44.8	45.3	45.0	90	75-125	1.1	20
Silver	0.05	0.0452	0.0505	0.0479	96	75-125	11	20
Sodium	100	90.9	91.4	91.2	91	75-125	0.6	20
Vanadium	0.5	0.459	0.457	0.458	92	75-125	0.5	20
Zinc	0.5	0.487	0.511	0.499	100	75-125	4.8	20
Category: AS-FAA-AT Matrix: AQUEOUS QC Lot: 27 APR 90-E Concentration Units: mg/L								
Arsenic	0.04	0.0349	0.0371	0.0360	90	75-125	6.1	20
Category: PB-FAA-AT Matrix: AQUEOUS QC Lot: 27 APR 90-E Concentration Units: mg/L								
Lead	0.02	0.0233	0.0238	0.0236	118	75-125	2.1	20

Calculations are performed before rounding to avoid round-off errors in calculated results.

Enseco
A CORNING Company

DUPLICATE CONTROL SAMPLE REPORT
Metals Analysis and Preparation (cont.)

Analyte	Concentration Spiked	Measured DCS1	Measured DCS2	Measured AVG	Accuracy Average(%) DCS	Accuracy Limits	Precision (RPD) DCS	Precision Limit
Category: SE-FAA-AT Matrix: AQUEOUS QC Lot: 27 APR 90-E Concentration Units: mg/L								
Selenium	0.01	0.00930	0.00960	0.00945	95	75-125	3.2	20
Category: TL-FAA-AT Matrix: AQUEOUS QC Lot: 27 APR 90-E Concentration Units: mg/L								
Thallium	0.05	0.0462	0.0464	0.0463	93	75-125	0.4	20
Category: HG-CVAA-AT Matrix: AQUEOUS QC Lot: 29 APR 90-B Concentration Units: mg/L								
Mercury	0.0010	0.000990	0.00100	0.000995	100	75-125	1.0	20

Calculations are performed before rounding to avoid round-off errors in calculated results.

Enseco
A CORNING Company

METHOD BLANK REPORT
Metals Analysis and Preparation

Analyte	Result	Units	Reporting Limit
Test: ICP-AT			
Matrix: AQUEOUS			
QC Lot: 27 APR 90-D QC Run: 27 APR 90-D			
Antimony	ND	mg/L	0.050
Barium	ND	mg/L	0.010
Beryllium	ND	mg/L	0.0020
Boron	ND	mg/L	0.020
Cadmium	ND	mg/L	0.0050
Chromium	ND	mg/L	0.010
Cobalt	ND	mg/L	0.010
Copper	ND	mg/L	0.010
Manganese	ND	mg/L	0.010
Nickel	ND	mg/L	0.040
Silver	ND	mg/L	0.010
Tin	ND	mg/L	0.050
Vanadium	ND	mg/L	0.010
Zinc	ND	mg/L	0.010
Test: AS-FAA-AT			
Matrix: AQUEOUS			
QC Lot: 27 APR 90-E QC Run: 27 APR 90-E			
Arsenic	ND	mg/L	0.0050
Test: PB-FAA-AT			
Matrix: AQUEOUS			
QC Lot: 27 APR 90-E QC Run: 27 APR 90-E			
Lead	ND	mg/L	0.0050
Test: SE-FAA-AT			
Matrix: AQUEOUS			
QC Lot: 27 APR 90-E QC Run: 27 APR 90-E			
Selenium	ND	mg/L	0.0050

Enseco
A CORNING Company

METHOD BLANK REPORT
Metals Analysis and Preparation (cont.)

Analyte	Result	Units	Reporting Limit
Test: TL-FAA-AT			
Matrix: AQUEOUS			
QC Lot: 27 APR 90-E QC Run: 27 APR 90-E			
Thallium	ND	mg/L	0.0050
Test: HG-CVAA-AT			
Matrix: AQUEOUS			
QC Lot: 29 APR 90-B QC Run: 29 APR 90-B			
Mercury	ND	mg/L	0.00020

Enseco
A CORNING Company

QC LOT ASSIGNMENT REPORT
Wet Chemistry Analysis and Preparation

Laboratory Sample Number	QC Matrix	QC Category	QC Lot Number (DCS)	QC Run Number (SCS/BLANK)
009243-0001-SA	AQUEOUS	TKN-A	10 MAY 90-A	10 MAY 90-A
009243-0001-SA	AQUEOUS	NH3-A	09 MAY 90-A	-
009243-0001-SA	AQUEOUS	NO3-A	03 MAY 90-A	-
009243-0001-SA	AQUEOUS	SO4-IC-A	03 MAY 90-M	-
009243-0001-SA	AQUEOUS	CL-IC-A	03 MAY 90-M	-
009243-0001-SA	AQUEOUS	F-A	02 MAY 90-A	-
009243-0002-SA	AQUEOUS	TKN-A	10 MAY 90-A	10 MAY 90-A
009243-0002-SA	AQUEOUS	NH3-A	09 MAY 90-A	-
009243-0002-SA	AQUEOUS	NO3-A	03 MAY 90-A	-
009243-0002-SA	AQUEOUS	SO4-IC-A	03 MAY 90-M	-
009243-0002-SA	AQUEOUS	CL-IC-A	03 MAY 90-M	-
009243-0002-SA	AQUEOUS	F-A	02 MAY 90-A	-
009243-0003-SA	AQUEOUS	TKN-A	10 MAY 90-A	10 MAY 90-A
009243-0003-SA	AQUEOUS	NH3-A	09 MAY 90-A	-
009243-0003-SA	AQUEOUS	NO3-A	03 MAY 90-A	-
009243-0003-SA	AQUEOUS	SO4-IC-A	03 MAY 90-M	-
009243-0003-SA	AQUEOUS	CL-IC-A	03 MAY 90-M	-
009243-0003-SA	AQUEOUS	F-A	02 MAY 90-A	-

Enseco
A CORNING Company

DUPLICATE CONTROL SAMPLE REPORT
Wet Chemistry Analysis and Preparation

Analyte	Concentration Spiked	Measured DCS1	Measured DCS2	Measured AVG	Accuracy Average(%) DCS	Accuracy Limits	Precision (RPD) DCS	Precision Limit
Category: TKN-A Matrix: AQUEOUS QC Lot: 10 MAY 90-A Concentration Units: mg/L								
Total Kjeldahl Nitrogen as N	4.7	5.88	5.44	5.66	120	78-122	7.8	20
Category: NH3-A Matrix: AQUEOUS QC Lot: 09 MAY 90-A Concentration Units: mg/L								
Ammonia as N	2.0	1.92	1.90	1.91	96	93-107	1.0	10
Category: NO3-A Matrix: AQUEOUS QC Lot: 03 MAY 90-A Concentration Units: mg/L								
Nitrate as N	3.8	3.78	3.83	3.80	100	91-109	1.3	10
Category: SO4-IC-A Matrix: AQUEOUS QC Lot: 03 MAY 90-M Concentration Units: mg/L								
Sulfate	200	191	196	194	97	93-107	2.6	20
Category: CL-IC-A Matrix: AQUEOUS QC Lot: 03 MAY 90-M Concentration Units: mg/L								
Chloride	100	96.3	98.8	97.6	98	92-108	2.6	20

Calculations are performed before rounding to avoid round-off errors in calculated results.

Enseco
A CORNING Company

DUPLICATE CONTROL SAMPLE REPORT
Wet Chemistry Analysis and Preparation (cont.)

Analyte	Concentration Spiked	Measured DCS1	Measured DCS2	Measured AVG	Accuracy Average(%) DCS	Accuracy Limits	Precision (RPD) DCS	Precision Limit
Category: F-A								
Matrix: AQUEOUS								
QC Lot: 02 MAY 90-A								
Concentration Units: mg/L								
Fluoride	13.5	13.3	13.1	13.2	98	88-112	1.5	15

Calculations are performed before rounding to avoid round-off errors in calculated results.

Enseco
A CORNING Company

METHOD BLANK REPORT
Wet Chemistry Analysis and Preparation

Analyte	Result	Units	Reporting Limit
Test: TKN-TEC-A			
Matrix: AQUEOUS			
QC Lot: 10 MAY 90-A QC Run: 10 MAY 90-A			
Total Kjeldahl Nitrogen as N	ND	mg/L	0.50

Rocky Mountain
Analytical Laboratory

Enseco

May 29, 1990

Mr. Ven Samala
Sparton Technology Inc.
9621 Coors Road NW
Albuquerque, NM 87114

Dear Mr. Samala:

Enclosed is the report for three aqueous samples we received at Enseco-Rocky Mountain Analytical Laboratory on May 8, 1990.

Included with the report is a quality control summary.

Please call if you have any questions.

Sincerely,

Joel E. Holtz
Program Administrator

Reviewed by:

Sue Dalla
Manager
Program Administration

JEH/SD/dmh
Enclosures

RMAL #009430

002145

Enseco Incorporated
4955 Yarrow Street
Arvada, Colorado 80002
303/421-6611 Fax: 303/431-7171

Rocky Mountain
Analytical Laboratory

Enseco

ANALYTICAL RESULTS

FOR

SPARTON TECHNOLOGY INC.

ENSECO-RMAL NO. 009430

MAY 29, 1990

Reviewed by: Joel E. Holtz

Joel E. Holtz

Sue Dalla

Sue Dalla

Enseco Incorporated
4955 Yarrow Street
Arvada, Colorado 80002
303/421-6611 Fax: 303/431-7171

Introduction

This report presents the analytical results as well as supporting information to aid in the evaluation and interpretation of the data and is arranged in the following order:

- Sample Description Information
- Analytical Test Requests
- Analytical Results
- Quality Control Report

Nitrate was determined for samples 009430-0001 through -0003 for Method 353.2 by the difference between nitrate plus nitrate and nitrite. Holding times were met for both analyses; therefore, the holding time for nitrate was also met. Please note that the nitrate plus nitrite analysis date is reported for the nitrate analysis.

Sample Description Information

The Sample Description Information lists all of the samples received in this project together with the internal laboratory identification number assigned for each sample. Each project received at Enseco - RMAL is assigned a unique six digit number. Samples within the project are numbered sequentially. The laboratory identification number is a combination of the six digit project code and the sample sequence number.

Also given in the Sample Description Information is the Sample Type (matrix), Date of Sampling (if known) and Date of Receipt at the laboratory.

Analytical Test Requests

The Analytical Test Requests lists the analyses that were performed on each sample. The Custom Test column indicates where tests have been modified to conform to the specific requirements of this project.

Enseco
A CORNING Company

SAMPLE DESCRIPTION INFORMATION
for
Sparton Technology Inc.

Lab ID	Client ID	Matrix	Sampled Date	Sampled Time	Received Date
009430-0001-SA	MW-51	AQUEOUS	07 MAY 90	10:10	08 MAY 90
009430-0002-SA	FIELD BLANK	AQUEOUS	07 MAY 90	09:56	08 MAY 90
009430-0003-SA	TRIP BLANK	AQUEOUS	07 MAY 90		08 MAY 90

Enseco
A CORNING Company

ANALYTICAL TEST REQUESTS
for
Sparton Technology Inc.

Lab ID: 009430	Group Code	Analysis Description	Custom Test?
0001 - 0003	A	Total Kjeldahl Nitrogen (TKN)	N
		Ammonia	N
		Nitrate, as Nitrogen	N
		Sulfate, Ion Chromatography	N
		Chloride, Ion Chromatography	N
		Fluoride, Electrode	N
		Appendix IX Volatile Organics	N
		Prep-Volatile Organics by GC/MS	N
		ICP Metals (Total)	Y
		Prep - Total Metals, ICP	N
		Arsenic, Furnace AA (Total)	N
		Prep - Total Metals, Furnace AA	N
		Lead, Furnace AA (Total)	N
		Selenium, Furnace AA (Total)	N
		Thallium, Furnace AA (Total)	N
		Mercury, Cold Vapor AA (Total)	N
		Prep - Mercury, Cold Vapor AA (Total)	N

Analytical Results

The analytical results for this project are presented in the following data tables. Each data table includes sample identification information, and when available and appropriate, dates sampled, received, authorized, prepared and analyzed. The authorization data is the date when the project was defined by the client such that laboratory work could begin.

Data sheets contain a listing of the parameters measured in each test, the analytical results and the Enseco reporting limit. Reporting limits are adjusted to reflect dilution of the sample, when appropriate. Solid and waste samples are reported on an "as received" basis, i.e. no correction is made for moisture content.

Enseco-RMAL is no longer routinely blank-correcting analytical data. Uncorrected analytical results are reported, along with associated blank results, for all organic and metals analyses. Analytical results and blank results are reported for conventional inorganic parameters as specified in the method. This policy is described in detail in the Enseco Incorporated Quality Assurance Program Plan for Environmental Chemical Monitoring, Revision 3.3, April, 1989.

The results from the Standard Enseco QA/QC Program, which generates data which are independent of matrix effects, is provided subsequently.

Enseco
A CORNING Company

Appendix IX Volatile Organics

Method 8240

Client Name: Sparton Technology Inc.
Client ID: MW-51
Lab ID: 009430-0001-SA Enseco ID: 1075063
Matrix: AQUEOUS Sampled: 07 MAY 90 Received: 08 MAY 90
Authorized: 08 MAY 90 Prepared: 10 MAY 90 Analyzed: 15 MAY 90

Parameter	Result	Units	Reporting Limit
Acetone	ND	ug/L	10
Acetonitrile	ND	ug/L	100
Acrolein	ND	ug/L	100
Acrylonitrile	ND	ug/L	100
Allyl chloride	ND	ug/L	5.0
Benzene	ND	ug/L	5.0
Bromodichloromethane	ND	ug/L	5.0
Bromoform	ND	ug/L	5.0
Bromomethane	ND	ug/L	10
Carbon disulfide	ND	ug/L	5.0
Carbon tetrachloride	ND	ug/L	5.0
Chlorobenzene	ND	ug/L	5.0
Chloroprene	ND	ug/L	5.0
Chloroethane	ND	ug/L	10
Dibromochloromethane	ND	ug/L	5.0
Chloroform	ND	ug/L	5.0
Chloromethane	ND	ug/L	10
DBCP (1,2-Dibromo-3-chloropropane)	ND	ug/L	5.0
EDB (1,2-Dibromoethane)	ND	ug/L	5.0
Dibromomethane	ND	ug/L	5.0
trans-1,4-Dichloro-2-butene	ND	ug/L	5.0
Dichlorodifluoromethane	ND	ug/L	10
1,1-Dichloroethane	ND	ug/L	5.0
1,2-Dichloroethane	ND	ug/L	5.0
trans-1,2-Dichloroethene	ND	ug/L	5.0
1,1-Dichloroethene	ND	ug/L	5.0
Dichloromethane	ND	ug/L	5.0
1,2-Dichloropropane	ND	ug/L	5.0
cis-1,3-Dichloropropene	ND	ug/L	5.0
trans-1,3-Dichloropropene	ND	ug/L	5.0
1,4-Dioxane	ND	ug/L	100
Ethylbenzene	ND	ug/L	5.0
Ethyl cyanide	ND	ug/L	5.0
2-Hexanone	ND	ug/L	10
Iodomethane	ND	ug/L	5.0
Isobutyl alcohol	ND	ug/L	100
Methacrylonitrile	ND	ug/L	5.0
2-Butanone (MEK)	ND	ug/L	10
4-Methyl-2-pentanone	ND	ug/L	10

(continued on following page)

ND = Not detected
NA = Not applicable

Reported By: Michael Blades Approved By: Jeff Lowry

Enseco
A CORNING Company

Appendix IX Volatile Organics (CONT.)

Method 8240

Client Name: Sparton Technology Inc.
Client ID: MW-51
Lab ID: 009430-0001-SA Enseco ID: 1075063
Matrix: AQUEOUS Sampled: 07 MAY 90 Received: 08 MAY 90
Authorized: 08 MAY 90 Prepared: 10 MAY 90 Analyzed: 15 MAY 90

Parameter	Result	Units	Reporting Limit
Styrene	ND	ug/L	5.0
1,1,1,2-Tetrachloroethane	ND	ug/L	5.0
1,1,2,2-Tetrachloroethane	ND	ug/L	5.0
Tetrachloroethene	ND	ug/L	5.0
Toluene	ND	ug/L	5.0
1,1,1-Trichloroethane	ND	ug/L	5.0
1,1,2-Trichloroethane	ND	ug/L	5.0
Trichloroethene	6.7	ug/L	5.0
Trichlorofluoromethane	ND	ug/L	5.0
1,2,3-Trichloropropane	ND	ug/L	5.0
Vinyl acetate	ND	ug/L	10
Vinyl chloride	ND	ug/L	10
Xylenes (total)	ND	ug/L	5.0
Toluene-d8	101	%	--
4-Bromofluorobenzene	96	%	--
1,2-Dichloroethane-d4	95	%	--

ND = Not detected
NA = Not applicable

Reported By: Michael Blades Approved By: Jeff Lowry

Enseco
A CORNING Company

Appendix IX Volatile Organics

Method 8240

Client Name: Sparton Technology Inc.
Client ID: FIELD BLANK
Lab ID: 009430-0002-SA Enseco ID: 1075064
Matrix: AQUEOUS Sampled: 07 MAY 90 Received: 08 MAY 90
Authorized: 08 MAY 90 Prepared: 10 MAY 90 Analyzed: 15 MAY 90

Parameter	Result	Units	Reporting Limit
Acetone	ND	ug/L	10
Acetonitrile	ND	ug/L	100
Acrolein	ND	ug/L	100
Acrylonitrile	ND	ug/L	100
Allyl chloride	ND	ug/L	5.0
Benzene	ND	ug/L	5.0
Bromodichloromethane	ND	ug/L	5.0
Bromoform	ND	ug/L	5.0
Bromomethane	ND	ug/L	10
Carbon disulfide	ND	ug/L	5.0
Carbon tetrachloride	ND	ug/L	5.0
Chlorobenzene	ND	ug/L	5.0
Chloroprene	ND	ug/L	5.0
Chloroethane	ND	ug/L	10
Dibromochloromethane	ND	ug/L	5.0
Chloroform	ND	ug/L	5.0
Chloromethane	ND	ug/L	10
DBCP (1,2-Dibromo-3-chloropropane)	ND	ug/L	5.0
EDB (1,2-Dibromoethane)	ND	ug/L	5.0
Dibromomethane	ND	ug/L	5.0
trans-1,4-Dichloro-2-butene	ND	ug/L	5.0
Dichlorodifluoromethane	ND	ug/L	10
1,1-Dichloroethane	ND	ug/L	5.0
1,2-Dichloroethane	ND	ug/L	5.0
trans-1,2-Dichloroethene	ND	ug/L	5.0
1,1-Dichloroethene	ND	ug/L	5.0
Dichloromethane	ND	ug/L	5.0
1,2-Dichloropropane	ND	ug/L	5.0
cis-1,3-Dichloropropene	ND	ug/L	5.0
trans-1,3-Dichloropropene	ND	ug/L	5.0
1,4-Dioxane	ND	ug/L	100
Ethylbenzene	ND	ug/L	5.0
Ethyl cyanide	ND	ug/L	5.0
2-Hexanone	ND	ug/L	10
Iodomethane	ND	ug/L	5.0
Isobutyl alcohol	ND	ug/L	100
Methacrylonitrile	ND	ug/L	5.0
2-Butanone (MEK)	ND	ug/L	10
4-Methyl-2-pentanone	ND	ug/L	10

(continued on following page)

ND = Not detected
NA = Not applicable

Reported By: Michael Blades Approved By: Jeff Lowry

Enseco
A CORNING Company

Appendix IX Volatile Organics (CONT.)

Method 8240

Client Name: Sparton Technology Inc.
Client ID: FIELD BLANK
Lab ID: 009430-0002-SA Enseco ID: 1075064
Matrix: AQUEOUS Sampled: 07 MAY 90 Received: 08 MAY 90
Authorized: 08 MAY 90 Prepared: 10 MAY 90 Analyzed: 15 MAY 90

Parameter	Result	Units	Reporting Limit
Styrene	ND	ug/L	5.0
1,1,1,2-Tetrachloroethane	ND	ug/L	5.0
1,1,2,2-Tetrachloroethane	ND	ug/L	5.0
Tetrachloroethene	ND	ug/L	5.0
Toluene	ND	ug/L	5.0
1,1,1-Trichloroethane	ND	ug/L	5.0
1,1,2-Trichloroethane	ND	ug/L	5.0
Trichloroethene	ND	ug/L	5.0
Trichlorofluoromethane	ND	ug/L	5.0
1,2,3-Trichloropropane	ND	ug/L	5.0
Vinyl acetate	ND	ug/L	10
Vinyl chloride	ND	ug/L	10
Xylenes (total)	ND	ug/L	5.0
Toluene-d8	97	%	--
4-Bromofluorobenzene	99	%	--
1,2-Dichloroethane-d4	98	%	--

ND = Not detected
NA = Not applicable

Reported By: Michael Blades Approved By: Jeff Lowry

Enseco
A CORNING Company

Appendix IX Volatile Organics

Method 8240

Client Name: Sparton Technology Inc.
Client ID: TRIP BLANK
Lab ID: 009430-0003-SA Enseco ID: 1075065
Matrix: AQUEOUS Sampled: 07 MAY 90 Received: 08 MAY 90
Authorized: 08 MAY 90 Prepared: 10 MAY 90 Analyzed: 15 MAY 90

Parameter	Result	Units	Reporting Limit
Acetone	ND	ug/L	10
Acetonitrile	ND	ug/L	100
Acrolein	ND	ug/L	100
Acrylonitrile	ND	ug/L	100
Allyl chloride	ND	ug/L	5.0
Benzene	ND	ug/L	5.0
Bromodichloromethane	ND	ug/L	5.0
Bromoform	ND	ug/L	5.0
Bromomethane	ND	ug/L	10
Carbon disulfide	ND	ug/L	5.0
Carbon tetrachloride	ND	ug/L	5.0
Chlorobenzene	ND	ug/L	5.0
Chloroprene	ND	ug/L	5.0
Chloroethane	ND	ug/L	10
Dibromochloromethane	ND	ug/L	5.0
Chloroform	ND	ug/L	5.0
Chloromethane	ND	ug/L	10
DBCP (1,2-Dibromo-3-chloropropane)	ND	ug/L	5.0
EDB (1,2-Dibromoethane)	ND	ug/L	5.0
Dibromomethane	ND	ug/L	5.0
trans-1,4-Dichloro-2-butene	ND	ug/L	5.0
Dichlorodifluoromethane	ND	ug/L	10
1,1-Dichloroethane	ND	ug/L	5.0
1,2-Dichloroethane	ND	ug/L	5.0
trans-1,2-Dichloroethene	ND	ug/L	5.0
1,1-Dichloroethene	ND	ug/L	5.0
Dichloromethane	ND	ug/L	5.0
1,2-Dichloropropane	ND	ug/L	5.0
cis-1,3-Dichloropropene	ND	ug/L	5.0
trans-1,3-Dichloropropene	ND	ug/L	5.0
1,4-Dioxane	ND	ug/L	100
Ethylbenzene	ND	ug/L	5.0
Ethyl cyanide	ND	ug/L	5.0
2-Hexanone	ND	ug/L	10
Iodomethane	ND	ug/L	5.0
Isobutyl alcohol	ND	ug/L	100
Methacrylonitrile	ND	ug/L	5.0
2-Butanone (MEK)	ND	ug/L	10
4-Methyl-2-pentanone	ND	ug/L	10

(continued on following page)

ND = Not detected
NA = Not applicable

Reported By: Michael Blades Approved By: Jeff Lowry

Enseco
A CORNING Company

Appendix IX Volatile Organics (CONT.)

Method 8240

Client Name: Sparton Technology Inc.
Client ID: TRIP BLANK
Lab ID: 009430-0003-SA Enseco ID: 1075065
Matrix: AQUEOUS Sampled: 07 MAY 90 Received: 08 MAY 90
Authorized: 08 MAY 90 Prepared: 10 MAY 90 Analyzed: 15 MAY 90

Parameter	Result	Units	Reporting Limit
Styrene	ND	ug/L	5.0
1,1,1,2-Tetrachloroethane	ND	ug/L	5.0
1,1,2,2-Tetrachloroethane	ND	ug/L	5.0
Tetrachloroethene	ND	ug/L	5.0
Toluene	ND	ug/L	5.0
1,1,1-Trichloroethane	ND	ug/L	5.0
1,1,2-Trichloroethane	ND	ug/L	5.0
Trichloroethene	ND	ug/L	5.0
Trichlorofluoromethane	ND	ug/L	5.0
1,2,3-Trichloropropane	ND	ug/L	5.0
Vinyl acetate	ND	ug/L	10
Vinyl chloride	ND	ug/L	10
Xylenes (total)	ND	ug/L	5.0
Toluene-d8	101	%	--
4-Bromofluorobenzene	101	%	--
1,2-Dichloroethane-d4	99	%	--

ND = Not detected
NA = Not applicable

Reported By: Michael Blades Approved By: Jeff Lowry

Enseco
A CORNING Company

Metals

Total Metals

Client Name: Sparton Technology Inc.
Client ID: MW-51
Lab ID: 009430-0001-SA Enseco ID: 1075063
Matrix: AQUEOUS Sampled: 07 MAY 90 Received: 08 MAY 90
Authorized: 08 MAY 90 Prepared: See Below Analyzed: See Below

Parameter	Result	Units	Reporting Limit	Analytical Method	Prepared Date	Analyzed Date
Antimony	ND	mg/L	0.050	6010	15 MAY 90	19 MAY 90
Arsenic	ND	mg/L	0.010	7060	09 MAY 90	10 MAY 90
Barium	0.079	mg/L	0.010	6010	15 MAY 90	19 MAY 90
Beryllium	ND	mg/L	0.0020	6010	15 MAY 90	19 MAY 90
Boron	0.14	mg/L	0.020	6010	15 MAY 90	19 MAY 90
Cadmium	ND	mg/L	0.0050	6010	15 MAY 90	19 MAY 90
Chromium	0.062	mg/L	0.010	6010	15 MAY 90	19 MAY 90
Cobalt	ND	mg/L	0.010	6010	15 MAY 90	19 MAY 90
Copper	ND	mg/L	0.010	6010	15 MAY 90	19 MAY 90
Lead	ND	mg/L	0.0050	7421	09 MAY 90	15 MAY 90
Manganese	0.41	mg/L	0.010	6010	15 MAY 90	19 MAY 90
Mercury	ND	mg/L	0.00020	7470	13 MAY 90	14 MAY 90
Nickel	ND	mg/L	0.040	6010	15 MAY 90	19 MAY 90
Selenium	ND	mg/L	0.0050	7740	09 MAY 90	24 MAY 90
Silver	ND	mg/L	0.010	6010	15 MAY 90	19 MAY 90
Thallium	ND	mg/L	0.0050	7841	09 MAY 90	15 MAY 90
Tin	ND	mg/L	0.050	6010	15 MAY 90	19 MAY 90
Vanadium	ND	mg/L	0.010	6010	15 MAY 90	19 MAY 90
Zinc	ND	mg/L	0.010	6010	15 MAY 90	19 MAY 90

ND = Not detected
NA = Not applicable

Reported By: Sandra Jones Approved By: Roxanne Sullivan

Enseco
A CORNING Company

Metals

Total Metals

Client Name: Sparton Technology Inc.
Client ID: FIELD BLANK
Lab ID: 009430-0002-SA Enseco ID: 1075064
Matrix: AQUEOUS Sampled: 07 MAY 90 Received: 08 MAY 90
Authorized: 08 MAY 90 Prepared: See Below Analyzed: See Below

Parameter	Result	Units	Reporting Limit	Analytical Method	Prepared Date	Analyzed Date
Antimony	ND	mg/L	0.050	6010	15 MAY 90	19 MAY 90
Arsenic	ND	mg/L	0.010	7060	09 MAY 90	10 MAY 90
Barium	ND	mg/L	0.010	6010	15 MAY 90	19 MAY 90
Beryllium	ND	mg/L	0.0020	6010	15 MAY 90	19 MAY 90
Boron	0.024	mg/L	0.020	6010	15 MAY 90	19 MAY 90
Cadmium	ND	mg/L	0.0050	6010	15 MAY 90	19 MAY 90
Chromium	ND	mg/L	0.010	6010	15 MAY 90	19 MAY 90
Cobalt	ND	mg/L	0.010	6010	15 MAY 90	19 MAY 90
Copper	0.033	mg/L	0.010	6010	15 MAY 90	19 MAY 90
Lead	ND	mg/L	0.0050	7421	09 MAY 90	15 MAY 90
Manganese	ND	mg/L	0.010	6010	15 MAY 90	19 MAY 90
Mercury	ND	mg/L	0.00020	7470	13 MAY 90	14 MAY 90
Nickel	ND	mg/L	0.040	6010	15 MAY 90	19 MAY 90
Selenium	ND	mg/L	0.0050	7740	09 MAY 90	24 MAY 90
Silver	ND	mg/L	0.010	6010	15 MAY 90	19 MAY 90
Thallium	ND	mg/L	0.0050	7841	09 MAY 90	15 MAY 90
Tin	ND	mg/L	0.050	6010	15 MAY 90	19 MAY 90
Vanadium	ND	mg/L	0.010	6010	15 MAY 90	19 MAY 90
Zinc	ND	mg/L	0.010	6010	15 MAY 90	19 MAY 90

ND = Not detected
NA = Not applicable

Reported By: Sandra Jones Approved By: Roxanne Sullivan

Enseco
A CORNING Company

Metals

Total Metals

Client Name: Sparton Technology Inc.
Client ID: TRIP BLANK
Lab ID: 009430-0003-SA Enseco ID: 1075065
Matrix: AQUEOUS Sampled: 07 MAY 90 Received: 08 MAY 90
Authorized: 08 MAY 90 Prepared: See Below Analyzed: See Below

Parameter	Result	Units	Reporting Limit	Analytical Method	Prepared Date	Analyzed Date
Antimony	ND	mg/L	0.050	6010	15 MAY 90	19 MAY 90
Arsenic	ND	mg/L	0.010	7060	09 MAY 90	10 MAY 90
Barium	ND	mg/L	0.010	6010	15 MAY 90	19 MAY 90
Beryllium	ND	mg/L	0.0020	6010	15 MAY 90	19 MAY 90
Boron	ND	mg/L	0.020	6010	15 MAY 90	19 MAY 90
Cadmium	ND	mg/L	0.0050	6010	15 MAY 90	19 MAY 90
Chromium	ND	mg/L	0.010	6010	15 MAY 90	19 MAY 90
Cobalt	ND	mg/L	0.010	6010	15 MAY 90	19 MAY 90
Copper	ND	mg/L	0.010	6010	15 MAY 90	19 MAY 90
Lead	ND	mg/L	0.0050	7421	09 MAY 90	15 MAY 90
Manganese	ND	mg/L	0.010	6010	15 MAY 90	19 MAY 90
Mercury	ND	mg/L	0.00020	7470	13 MAY 90	14 MAY 90
Nickel	ND	mg/L	0.040	6010	15 MAY 90	19 MAY 90
Selenium	ND	mg/L	0.0050	7740	09 MAY 90	11 MAY 90
Silver	ND	mg/L	0.010	6010	15 MAY 90	19 MAY 90
Thallium	ND	mg/L	0.0050	7841	09 MAY 90	15 MAY 90
Tin	ND	mg/L	0.050	6010	15 MAY 90	19 MAY 90
Vanadium	ND	mg/L	0.010	6010	15 MAY 90	19 MAY 90
Zinc	ND	mg/L	0.010	6010	15 MAY 90	19 MAY 90

ND = Not detected
NA = Not applicable

Reported By: Sandra Jones Approved By: Roxanne Sullivan

Enseco
A CORNING Company

General Inorganics

Client Name: Sparton Technology Inc.
Client ID: MW-51
Lab ID: 009430-0001-SA Enseco ID: 1075063
Matrix: AQUEOUS Sampled: 07 MAY 90 Received: 08 MAY 90
Authorized: 08 MAY 90 Prepared: See Below Analyzed: See Below

Parameter	Result	Units	Reporting Limit	Analytical Method	Prepared Date	Analyzed Date
Chloride	19.9	mg/L	3.0	300.0	NA	15 MAY 90
Fluoride	0.37	mg/L	0.10	340.2	NA	14 MAY 90
Ammonia as N	ND	mg/L	0.10	350.1	NA	15 MAY 90
Nitrate as N	3.7	mg/L	1.0	353.2	NA	15 MAY 90
Sulfate	88.1	mg/L	5.0	300.0	NA	15 MAY 90
Total Kjeldahl Nitrogen as N	ND	mg/L	0.50	351.2	NA	10 MAY 90

ND = Not detected
NA = Not applicable

Reported By: Linda Sullivan Approved By: Kimberly Conroy

Enseco
A CORNING Company

General Inorganics

Client Name: Sparton Technology Inc.
Client ID: FIELD BLANK
Lab ID: 009430-0002-SA Enseco ID: 1075064
Matrix: AQUEOUS Sampled: 07 MAY 90 Received: 08 MAY 90
Authorized: 08 MAY 90 Prepared: See Below Analyzed: See Below

Parameter	Result	Units	Reporting Limit	Analytical Method	Prepared Date	Analyzed Date
Chloride	ND	mg/L	3.0	300.0	NA	15 MAY 90
Fluoride	ND	mg/L	0.10	340.2	NA	14 MAY 90
Ammonia as N	ND	mg/L	0.10	350.1	NA	15 MAY 90
Nitrate as N	ND	mg/L	0.10	353.2	NA	15 MAY 90
Sulfate	ND	mg/L	5.0	300.0	NA	15 MAY 90
Total Kjeldahl Nitrogen as N	ND	mg/L	0.50	351.2	NA	10 MAY 90

ND = Not detected
NA = Not applicable

Reported By: Linda Sullivan Approved By: Kimberly Conroy

Enseco
A CORNING Company

General Inorganics

Client Name: Sparton Technology Inc.
Client ID: TRIP BLANK
Lab ID: 009430-0003-SA Enseco ID: 1075065
Matrix: AQUEOUS Sampled: 07 MAY 90 Received: 08 MAY 90
Authorized: 08 MAY 90 Prepared: See Below Analyzed: See Below

Parameter	Result	Units	Reporting Limit	Analytical Method	Prepared Date	Analyzed Date
Chloride	ND	mg/L	3.0	300.0	NA	15 MAY 90
Fluoride	ND	mg/L	0.10	340.2	NA	14 MAY 90
Ammonia as N	0.14	mg/L	0.10	350.1	NA	15 MAY 90
Nitrate as N	ND	mg/L	0.10	353.2	NA	15 MAY 90
Sulfate	ND	mg/L	5.0	300.0	NA	15 MAY 90
Total Kjeldahl Nitrogen as N	ND	mg/L	0.50	351.2	NA	10 MAY 90

ND = Not detected
NA = Not applicable

Reported By: Linda Sullivan Approved By: Kimberly Conroy

Quality Control Results

The Enseco laboratories operate under a vigorous QA/QC program designed to ensure the generation of scientifically valid, legally defensible data by monitoring every aspect of laboratory operations. Routine QA/QC procedures include the use of approved methodologies, independent verification of analytical standards, use of duplicate Laboratory Control Samples to assess the precision and accuracy of the methodology on a routine basis, and a rigorous system of data review.

In addition, the Enseco laboratories maintain a comprehensive set of certifications from both state and federal governmental agencies which require frequent analyses of blind audit samples. Enseco - Rocky Mountain Analytical Laboratory is certified by the EPA under the EPA/CLP program for both Organic and Inorganic analyses, under the USATHAMA (U.S. Army) program, by the Army Corps of Engineers, and the states of Colorado, New Jersey, New York, Utah, and Florida, among others.

The standard laboratory QC package is designed to:

1) establish a strong, cost-effective QC program that ensures the generation of scientifically valid, legally defensible data

2) assess the laboratory's performance of the analytical method using control limits generated with a well-defined matrix

3) establish clear-cut guidelines for acceptability of analytical data so that QC decisions can be made immediately at the bench, and

4) provide a standard set of reportables which assures the client of the quality of his data.

The Enseco QC program is based upon monitoring the precision and accuracy of an analytical method by analyzing a set of Duplicate Control Samples (DCS) at frequent, well-defined intervals. Each DCS is a well-characterized matrix which is spiked with target compounds at 5-100 times the reporting limit, depending upon the methodology being monitored. The purpose of the DCS is not to duplicate the sample matrix, but rather to provide an interference-free, homogeneous matrix from which to gather data to establish control limits. These limits are used to determine whether data generated by the laboratory on any given day is in control.

Control limits for accuracy (percent recovery) are based on the average, historical percent recovery +/- 3 standard deviation units. Control limits for precision (relative percent difference) range from 0 (identical duplicate DCS results) to the average, historical relative percent difference + 3 standard deviation units. These control limits are fairly narrow based on the consistency of the matrix being monitored and are updated on a quarterly basis.

For each batch of samples analyzed, an additional control measure is taken in the form of a Single Control Sample (SCS). The SCS consists of a control matrix that is spiked with either representative target compounds or surrogate compounds appropriate to the method being used. An SCS is prepared for each sample lot for which the DCS pair are not analyzed.

Accuracy for DCS and SCS is measured by Percent Recovery.

$$\% \text{ Recovery} = \frac{\text{Measured Concentration}}{\text{Actual Concentration}} \times 100$$

Precision for DCS is measured by Relative Percent Difference (RPD).

$$\text{RPD} = \frac{|\text{Measured Concentration DCS1} - \text{Measured Concentration DCS2}|}{(\text{Measured Concentration DCS1} + \text{Measured Concentration DCS2})/2} \times 100$$

All samples analyzed concurrently by the same test are assigned the same QC lot number. Projects which contain numerous samples, analyzed over several days, may have multiple QC lot numbers associated with each test. The QC information which follows includes a listing of the QC lot numbers associated with each of the samples reported, DCS and SCS (where applicable) recoveries from the QC lots associated with the samples, and control limits for these lots. The QC data is reported by test code, in the order that the tests are reported in the analytical results section of this report.

Enseco
A CORNING Company

QC LOT ASSIGNMENT REPORT
Volatile Organics by GC/MS

Laboratory Sample Number	QC Matrix	QC Category	QC Lot Number (DCS)	QC Run Number (SCS/BLANK)
009430-0001-SA	AQUEOUS	624-A	13 MAY 90-H	14 MAY 90-H2
009430-0002-SA	AQUEOUS	624-A	13 MAY 90-H	14 MAY 90-H2
009430-0003-SA	AQUEOUS	624-A	13 MAY 90-H	14 MAY 90-H2

Enseco
A CORNING Company

DUPLICATE CONTROL SAMPLE REPORT
Volatile Organics by GC/MS

Analyte	Concentration Spiked	Measured DCS1	Measured DCS2	Measured AVG	Accuracy Average(%) DCS	Accuracy Average(%) Limits	Precision (RPD) DCS	Precision (RPD) Limit
Category: 624-A								
Matrix: AQUEOUS								
QC Lot: 13 MAY 90-H								
Concentration Units: ug/L								
1,1-Dichloroethene	50	48.3	44.6	46.4	93	61-145	8.0	14
Trichloroethene	50	50.6	49.6	50.1	100	71-120	2.0	14
Benzene	50	53.5	52.2	52.8	106	76-127	2.5	11
Toluene	50	52.5	51.8	52.2	104	76-125	1.3	13
Chlorobenzene	50	52.1	52.2	52.2	104	75-130	0.2	13

Calculations are performed before rounding to avoid round-off errors in calculated results.

Enseco
A CORNING Company

SINGLE CONTROL SAMPLE REPORT
Volatile Organics by GC/MS

Analyte	Concentration Spiked	Concentration Measured	Accuracy(%) SCS	Accuracy(%) Limits
Category: 624-A				
Matrix: AQUEOUS				
QC Lot: 13 MAY 90-H QC Run: 14 MAY 90-H2				
Concentration Units: ug/L				
1,2-Dichloroethane-d4	50.0	47.0	94	76-114
4-Bromofluorobenzene	50.0	49.5	99	86-115
Toluene-d8	50.0	50.4	101	88-110

Calculations are performed before rounding to avoid round-off errors in calculated results.

Enseco
A CORNING Company

METHOD BLANK REPORT
Volatile Organics by GC/MS

Test: 624-AP9-AP
Matrix: AQUEOUS
QC Lot: 13 MAY 90-H QC Run: 14 MAY 90-H2

Analyte	Result	Units	Reporting Limit
Acetone	10	ug/L	10
Acetonitrile	ND	ug/L	100
Acrolein	ND	ug/L	100
Acrylonitrile	ND	ug/L	100
Allyl chloride	ND	ug/L	5.0
Benzene	ND	ug/L	5.0
Bromodichloromethane	ND	ug/L	5.0
Bromoform	ND	ug/L	5.0
Bromomethane	ND	ug/L	10
Carbon disulfide	ND	ug/L	5.0
Carbon tetrachloride	ND	ug/L	5.0
Chlorobenzene	ND	ug/L	5.0
Chloroprene	ND	ug/L	5.0
Chloroethane	ND	ug/L	10
Dibromochloromethane	ND	ug/L	5.0
Chloroform	ND	ug/L	5.0
Chloromethane	ND	ug/L	10
DBCP (1,2-Dibromo-3-chloropropane)	ND	ug/L	5.0
EDB (1,2-Dibromoethane)	ND	ug/L	5.0
Dibromomethane	ND	ug/L	5.0
trans-1,4-Dichloro-2-butene	ND	ug/L	5.0
Dichlorodifluoromethane	ND	ug/L	10
1,1-Dichloroethane	ND	ug/L	5.0
1,2-Dichloroethane	ND	ug/L	5.0
trans-1,2-Dichloroethene	ND	ug/L	5.0
1,1-Dichloroethene	ND	ug/L	5.0
Dichloromethane	ND	ug/L	5.0
1,2-Dichloropropane	ND	ug/L	5.0
cis-1,3-Dichloropropene	ND	ug/L	5.0
trans-1,3-Dichloropropene	ND	ug/L	5.0
1,4-Dioxane	ND	ug/L	100
Ethylbenzene	ND	ug/L	5.0
Ethyl cyanide	ND	ug/L	5.0
2-Hexanone	ND	ug/L	10
Iodomethane	ND	ug/L	5.0
Isobutyl alcohol	ND	ug/L	100
Methacrylonitrile	ND	ug/L	5.0
2-Butanone (MEK)	ND	ug/L	10
4-Methyl-2-pentanone	ND	ug/L	10

Enseco
A CORNING Company

METHOD BLANK REPORT
Volatile Organics by GC/MS (cont.)

Analyte	Result	Units	Reporting Limit
Test: 624-AP9-AP			
Matrix: AQUEOUS			
QC Lot: 13 MAY 90-H QC Run: 14 MAY 90-H2			
Styrene	ND	ug/L	5.0
1,1,1,2-Tetrachloroethane	ND	ug/L	5.0
1,1,2,2-Tetrachloroethane	ND	ug/L	5.0
Tetrachloroethene	ND	ug/L	5.0
Toluene	ND	ug/L	5.0
1,1,1-Trichloroethane	ND	ug/L	5.0
1,1,2-Trichloroethane	ND	ug/L	5.0
Trichloroethene	ND	ug/L	5.0
Trichlorofluoromethane	ND	ug/L	5.0
1,2,3-Trichloropropane	ND	ug/L	5.0
Vinyl acetate	ND	ug/L	10
Vinyl chloride	ND	ug/L	10
Xylenes (total)	ND	ug/L	5.0

Enseco
A CORNING Company

QC LOT ASSIGNMENT REPORT
Metals Analysis and Preparation

Laboratory Sample Number	QC Matrix	QC Category	QC Lot Number (DCS)	QC Run Number (SCS/BLANK)
009430-0001-SA	AQUEOUS	ICP-AT	15 MAY 90-R	15 MAY 90-R
009430-0001-SA	AQUEOUS	AS-FAA-AT	09 MAY 90-D	09 MAY 90-D
009430-0001-SA	AQUEOUS	PB-FAA-AT	09 MAY 90-A	09 MAY 90-A
009430-0001-SA	AQUEOUS	SE-FAA-AT	09 MAY 90-D	09 MAY 90-D
009430-0001-SA	AQUEOUS	TL-FAA-AT	09 MAY 90-D	09 MAY 90-D
009430-0001-SA	AQUEOUS	HG-CVAA-AT	13 MAY 90-B	13 MAY 90-B
009430-0002-SA	AQUEOUS	ICP-AT	15 MAY 90-R	15 MAY 90-R
009430-0002-SA	AQUEOUS	AS-FAA-AT	09 MAY 90-D	09 MAY 90-D
009430-0002-SA	AQUEOUS	PB-FAA-AT	09 MAY 90-A	09 MAY 90-A
009430-0002-SA	AQUEOUS	SE-FAA-AT	09 MAY 90-D	09 MAY 90-D
009430-0002-SA	AQUEOUS	TL-FAA-AT	09 MAY 90-D	09 MAY 90-D
009430-0002-SA	AQUEOUS	HG-CVAA-AT	13 MAY 90-B	13 MAY 90-B
009430-0003-SA	AQUEOUS	ICP-AT	15 MAY 90-R	15 MAY 90-R
009430-0003-SA	AQUEOUS	AS-FAA-AT	09 MAY 90-D	09 MAY 90-D
009430-0003-SA	AQUEOUS	PB-FAA-AT	09 MAY 90-A	09 MAY 90-A
009430-0003-SA	AQUEOUS	SE-FAA-AT	09 MAY 90-D	09 MAY 90-D
009430-0003-SA	AQUEOUS	TL-FAA-AT	09 MAY 90-D	09 MAY 90-D
009430-0003-SA	AQUEOUS	HG-CVAA-AT	13 MAY 90-B	13 MAY 90-B

Enseco
A CORNING Company

DUPLICATE CONTROL SAMPLE REPORT
Metals Analysis and Preparation

Analyte	Concentration Spiked	Measured DCS1	Measured DCS2	Measured AVG	Accuracy Average(%) DCS	Accuracy Limits	Precision (RPD) DCS	Precision Limit
Category: ICP-AT Matrix: AQUEOUS QC Lot: 15 MAY 90-R Concentration Units: mg/L								
Aluminum	2.0	1.85	1.86	1.85	93	75-125	0.6	20
Antimony	0.5	0.448	0.448	0.448	90	75-125	0.2	20
Arsenic	0.5	0.498	0.502	0.500	100	75-125	0.9	20
Barium	2.0	1.78	1.80	1.79	89	75-125	1.3	20
Beryllium	0.05	0.0482	0.0488	0.0485	97	75-125	1.1	20
Cadmium	0.05	0.0498	0.0503	0.0500	100	75-125	1.2	20
Calcium	100	93.5	94.4	93.9	94	75-125	0.9	20
Chromium	0.2	0.184	0.184	0.184	92	75-125	0.1	20
Cobalt	0.5	0.487	0.497	0.492	98	75-125	2.1	20
Copper	0.25	0.262	0.270	0.266	106	75-125	2.9	20
Iron	1.0	0.902	0.909	0.906	91	75-125	0.8	20
Lead	0.5	0.491	0.497	0.494	99	75-125	1.3	20
Magnesium	50	47.3	47.9	47.6	95	75-125	1.2	20
Manganese	0.5	0.502	0.512	0.507	101	75-125	2.0	20
Nickel	0.5	0.464	0.473	0.469	94	75-125	1.9	20
Potassium	50	46.8	47.6	47.2	94	75-125	1.8	20
Silver	0.05	0.0493	0.0520	0.0507	101	75-125	5.3	20
Sodium	100	93.9	96.3	95.1	95	75-125	2.6	20
Vanadium	0.5	0.480	0.484	0.482	96	75-125	0.8	20
Zinc	0.5	0.483	0.493	0.488	98	75-125	1.9	20
Category: AS-FAA-AT Matrix: AQUEOUS QC Lot: 09 MAY 90-D Concentration Units: mg/L								
Arsenic	0.04	0.0468	0.0472	0.0470	118	75-125	0.9	20
Category: PB-FAA-AT Matrix: AQUEOUS QC Lot: 09 MAY 90-A Concentration Units: mg/L								
Lead	0.022	0.0262	0.0253	0.0258	117	75-125	3.5	20

Calculations are performed before rounding to avoid round-off errors in calculated results.

Enseco
A CORNING Company

DUPLICATE CONTROL SAMPLE REPORT
Metals Analysis and Preparation (cont.)

Analyte	Concentration Spiked	Measured DCS1	Measured DCS2	Measured AVG	Accuracy Average(%) DCS	Accuracy Average(%) Limits	Precision (RPD) DCS	Precision (RPD) Limit
Category: SE-FAA-AT Matrix: AQUEOUS QC Lot: 09 MAY 90-D Concentration Units: mg/L								
Selenium	0.01	0.0106	0.0101	0.0104	104	75-125	4.8	20
Category: TL-FAA-AT Matrix: AQUEOUS QC Lot: 09 MAY 90-D Concentration Units: mg/L								
Thallium	0.05	0.0482	0.0517	0.0500	100	75-125	7.0	20
Category: HG-CVAA-AT Matrix: AQUEOUS QC Lot: 13 MAY 90-B Concentration Units: mg/L								
Mercury	0.0010	0.00111	0.00108	0.00110	110	75-125	2.7	20

Calculations are performed before rounding to avoid round-off errors in calculated results.

Enseco
A CORNING Company

METHOD BLANK REPORT
Metals Analysis and Preparation

Analyte	Result	Units	Reporting Limit
Test: ICP-AT			
Matrix: AQUEOUS			
QC Lot: 15 MAY 90-R QC Run: 15 MAY 90-R			
Antimony	ND	mg/L	0.050
Barium	ND	mg/L	0.010
Beryllium	ND	mg/L	0.0020
Boron	ND	mg/L	0.020
Cadmium	ND	mg/L	0.0050
Chromium	ND	mg/L	0.010
Cobalt	ND	mg/L	0.010
Copper	ND	mg/L	0.010
Manganese	ND	mg/L	0.010
Nickel	ND	mg/L	0.040
Silver	ND	mg/L	0.010
Tin	ND	mg/L	0.050
Vanadium	ND	mg/L	0.010
Zinc	ND	mg/L	0.010
Test: AS-FAA-AT			
Matrix: AQUEOUS			
QC Lot: 09 MAY 90-D QC Run: 09 MAY 90-D			
Arsenic	ND	mg/L	0.0050
Test: PB-FAA-AT			
Matrix: AQUEOUS			
QC Lot: 09 MAY 90-A QC Run: 09 MAY 90-A			
Lead	ND	mg/L	0.0050
Test: SE-FAA-AT			
Matrix: AQUEOUS			
QC Lot: 09 MAY 90-D QC Run: 09 MAY 90-D			
Selenium	ND	mg/L	0.0050

Enseco
A CORNING Company

METHOD BLANK REPORT
Metals Analysis and Preparation (cont.)

Analyte	Result	Units	Reporting Limit
Test: TL-FAA-AT			
Matrix: AQUEOUS			
QC Lot: 09 MAY 90-D QC Run: 09 MAY 90-D			
Thallium	ND	mg/L	0.0050
Test: HG-CVAA-AT			
Matrix: AQUEOUS			
QC Lot: 13 MAY 90-B QC Run: 13 MAY 90-B			
Mercury	ND	mg/L	0.00020

Enseco
A CORNING Company

QC LOT ASSIGNMENT REPORT
Wet Chemistry Analysis and Preparation

Laboratory Sample Number	QC Matrix	QC Category	QC Lot Number (DCS)	QC Run Number (SCS/BLANK)
009430-0001-SA	AQUEOUS	TKN-A	10 MAY 90-C	10 MAY 90-C
009430-0001-SA	AQUEOUS	NH3-A	15 MAY 90-M	-
009430-0001-SA	AQUEOUS	NO3-A	15 MAY 90-A	-
009430-0001-SA	AQUEOUS	SO4-IC-A	15 MAY 90-M	-
009430-0001-SA	AQUEOUS	CL-IC-A	15 MAY 90-M	-
009430-0001-SA	AQUEOUS	F-A	14 MAY 90-A	-
009430-0002-SA	AQUEOUS	TKN-A	10 MAY 90-C	10 MAY 90-C
009430-0002-SA	AQUEOUS	NH3-A	15 MAY 90-M	-
009430-0002-SA	AQUEOUS	NO3-A	15 MAY 90-A	-
009430-0002-SA	AQUEOUS	SO4-IC-A	15 MAY 90-M	-
009430-0002-SA	AQUEOUS	CL-IC-A	15 MAY 90-M	-
009430-0002-SA	AQUEOUS	F-A	14 MAY 90-A	-
009430-0003-SA	AQUEOUS	TKN-A	10 MAY 90-C	10 MAY 90-C
009430-0003-SA	AQUEOUS	NH3-A	15 MAY 90-M	-
009430-0003-SA	AQUEOUS	NO3-A	15 MAY 90-A	-
009430-0003-SA	AQUEOUS	SO4-IC-A	15 MAY 90-M	-
009430-0003-SA	AQUEOUS	CL-IC-A	15 MAY 90-M	-
009430-0003-SA	AQUEOUS	F-A	14 MAY 90-A	-

Enseco
A CORNING Company

DUPLICATE CONTROL SAMPLE REPORT
Wet Chemistry Analysis and Preparation

Analyte	Concentration Spiked	Measured DCS1	Measured DCS2	Measured AVG	Accuracy Average(%) DCS	Accuracy Average(%) Limits	Precision (RPD) DCS	Precision (RPD) Limit
Category: TKN-A Matrix: AQUEOUS QC Lot: 10 MAY 90-C Concentration Units: mg/L								
Total Kjeldahl Nitrogen as N	4.7	4.97	4.70	4.84	103	78-122	5.6	20
Category: NH3-A Matrix: AQUEOUS QC Lot: 15 MAY 90-M Concentration Units: mg/L								
Ammonia as N	9.1	8.80	8.75	8.78	96	93-107	0.6	10
Category: NO3-A Matrix: AQUEOUS QC Lot: 15 MAY 90-A Concentration Units: mg/L								
Nitrate as N	3.8	3.66	3.81	3.74	98	91-109	4.0	10
Category: SO4-IC-A Matrix: AQUEOUS QC Lot: 15 MAY 90-M Concentration Units: mg/L								
Sulfate	200	201	201	201	101	93-107	0.0	20
Category: CL-IC-A Matrix: AQUEOUS QC Lot: 15 MAY 90-M Concentration Units: mg/L								
Chloride	100	101	100	100	101	92-108	1.0	20

Calculations are performed before rounding to avoid round-off errors in calculated results.

Enseco
A CORNING Company

DUPLICATE CONTROL SAMPLE REPORT
Wet Chemistry Analysis and Preparation (cont.)

Analyte	Concentration Spiked	Measured DCS1	Measured DCS2	Measured AVG	Accuracy Average(%) DCS	Accuracy Average(%) Limits	Precision (RPD) DCS	Precision (RPD) Limit
Category: F-A								
Matrix: AQUEOUS								
QC Lot: 14 MAY 90-A								
Concentration Units: mg/L								
Fluoride	13.3	13.4	13.3	13.4	100	88-112	0.8	15

Calculations are performed before rounding to avoid round-off errors in calculated results.

Enseco
A CORNING Company

METHOD BLANK REPORT
Wet Chemistry Analysis and Preparation

Analyte	Result	Units	Reporting Limit
Test: TKN-TEC-A			
Matrix: AQUEOUS			
QC Lot: 10 MAY 90-C QC Run: 10 MAY 90-C			
Total Kjeldahl Nitrogen as N	ND	mg/L	0.50

ATTACHMENT 4

Plume Delineation Wells
Analytical Results

SPARTON TECHNOLOGY, INC.

Coors Road Facility
Albuquerque, New Mexico

CONSENT ORDER

PLUME DELINEATION WELLS

ANALYTICAL RESULTS

JUNE 1990

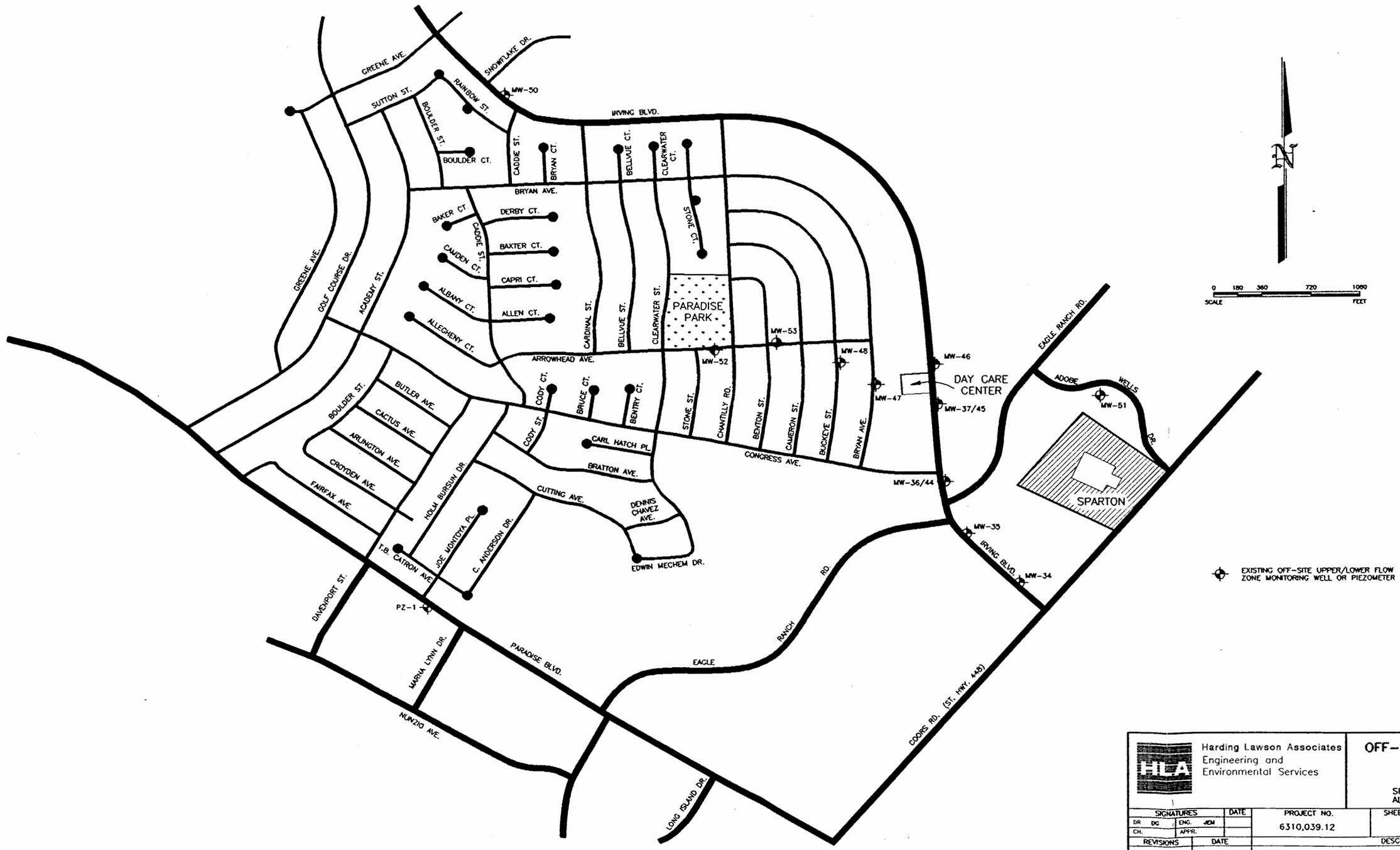

Harding Lawson Associates
Engineering and Environmental Services

OFF-SITE WELL LOCATIONS

SPARTON TECHNOLOGY, INC.
ALBEQUERQUE, NEW MEXICO

SIGNATURES		DATE	PROJECT NO.	SHEET NO.	OF
DR. DG	ENG. JDM		6310,039.12	1	1
CH.	APPR.				

REVISIONS	DATE	DESCRIPTION

002182

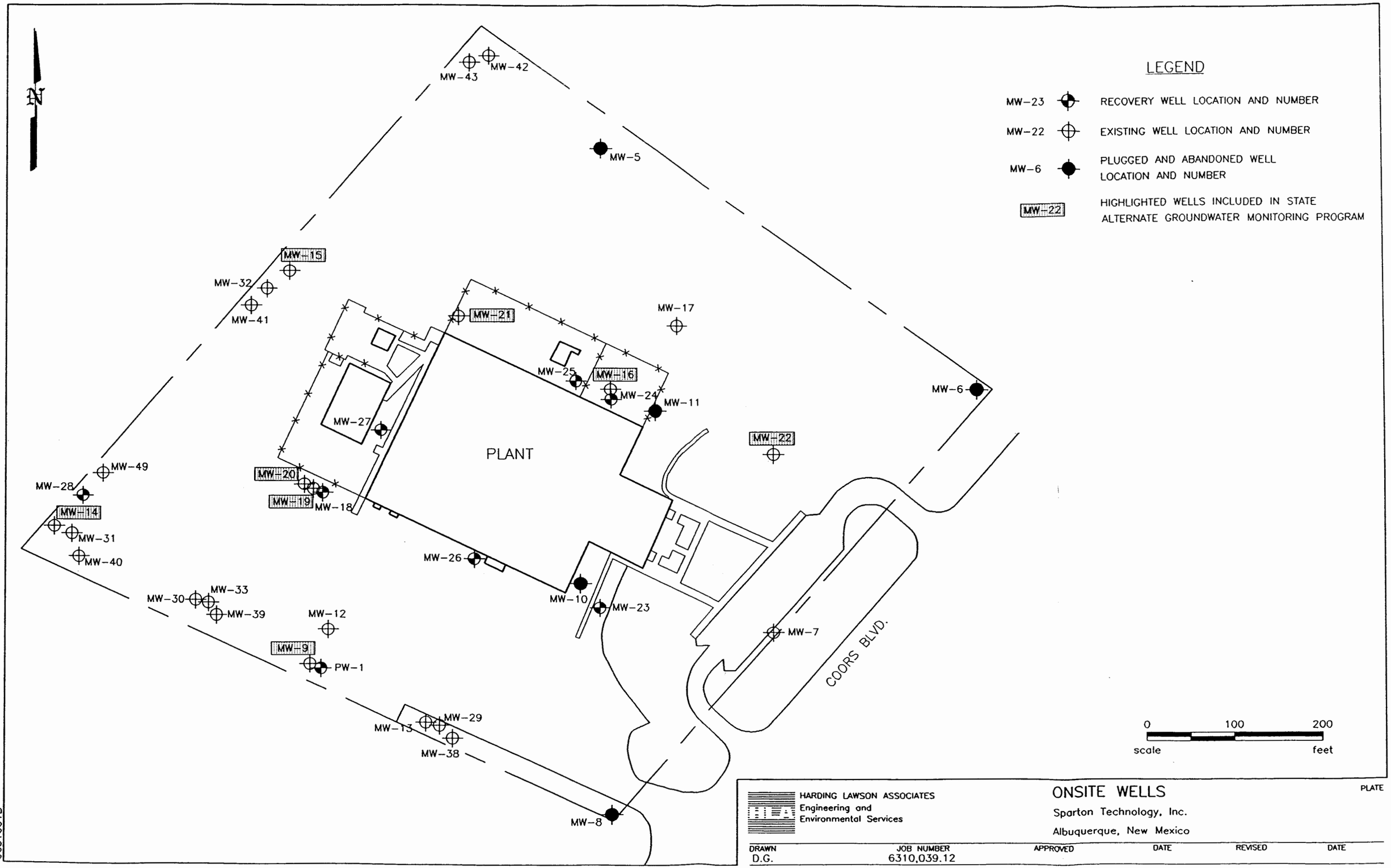

HARDING LAWSON ASSOCIATES
Engineering and Environmental Services

ONSITE WELLS
Sparton Technology, Inc.
Albuquerque, New Mexico

PLATE

DRAWN	JOB NUMBER	APPROVED	DATE	REVISED	DATE
D.G.	6310,039.12				

06310018

002183

SPARTON TECHNOLOGY, INC.
COORS ROAD FACILITY
ALBUQUERQUE, NEW MEXICO

APPENDIX IX VOLATILE ORGANIC ANALYSES SUMMARY
Part 1 of 3

(all concentrations in micrograms per liter (ug/l))

SAMPLE ID	DATE SAMPLED	ACETONE (---)	ACETO-NITRILE (---)	ACROLEIN (---)	ACRYLO-NITRILE (---)	ALLYL CHLORIDE (---)	BENZENE (10)	BROMO-DICHLORO-METHANE (---)	BROMO-FORM (---)	BROMO-METHANE (---)	CARBON DISULFIDE (---)	CARBON TETRA-CHLORIDE (10)	CHLORO-BENZENE (---)	CHLORO-PRENE (---)	CHLORO-ETHANE (---)	CHLORO-DIBROMO-METHANE (---)	CHLORO-FORM (100)	CHLORO-METHANE (---)	1,2-DIBROMO-3-CHLORO-PROPANE (---)
MW-13	02/14/89	< 75	< 300	< 300	< 300	< 15	< 15	< 15	< 15	< 30	< 15	< 15	< 15	< 15	< 30	< 15	< 15	< 30	< 15
MW-13	03/13/89	< 82	< 330	< 330	< 330	< 16	< 16	< 16	< 16	< 33	< 16	< 16	< 16	< 16	< 33	< 16	< 16	< 33	< 16
MW-14	02/15/89	< 250	<1000	<1000	<1000	< 50	< 50	< 50	< 50	< 100	< 50	< 50	< 50	< 50	< 100	< 50	< 50	< 100	< 50
MW-14	03/14/89	< 420	<1700	<1700	<1700	< 85	< 85	< 85	< 85	< 170	< 85	< 85	< 85	< 85	< 170	< 85	< 85	< 170	< 85
MW-15	02/16/89	< 42	< 170	< 170	< 170	< 8.5	< 8.5	< 8.5	< 8.5	< 17	< 8.5	< 8.5	< 8.5	< 8.5	< 17	< 8.5	< 8.5	< 17	< 8.5
MW-15	03/15/89	< 25	< 100	< 100	< 100	< 5.0	< 5.0	< 5.0	< 5.0	< 10	< 5.0	< 5.0	< 5.0	< 5.0	< 10	< 5.0	< 5.0	< 10	< 5.0
MW-29	02/22/89	< 25	< 100	< 100	< 100	< 5.0	< 5.0	< 5.0	< 5.0	< 10	< 5.0	< 5.0	< 5.0	< 5.0	< 10	< 5.0	< 5.0	< 10	< 5.0
MW-29	03/13/89	< 25	< 100	< 100	< 100	< 5.0	< 5.0	< 5.0	< 5.0	< 10	< 5.0	< 5.0	< 5.0	< 5.0	< 10	< 5.0	< 5.0	< 10	< 5.0
MW-30	02/14/89	< 50	< 200	< 200	< 200	< 10	< 10	< 10	< 10	< 20	< 10	< 10	< 10	< 10	< 20	< 10	< 10	< 20	< 10
MW-30	03/14/89	< 62	< 250	< 250	< 250	< 12	< 12	< 12	< 12	< 25	< 12	< 12	< 12	< 12	< 25	< 12	< 12	< 25	< 12
MW-31	02/13/89	< 25	< 100	< 100	< 100	< 5.0	< 5.0	< 5.0	< 5.0	< 10	< 5.0	< 5.0	< 5.0	< 5.0	< 10	< 5.0	< 5.0	< 10	< 5.0
MW-31	03/15/89	< 25	< 100	< 100	< 100	< 5.0	< 5.0	< 5.0	< 5.0	< 10	< 5.0	< 5.0	< 5.0	< 5.0	< 10	< 5.0	< 5.0	< 10	< 5.0
MW-32	02/16/89	< 2500	<10000	<10000	<10000	< 500	< 500	< 500	< 500	< 1000	< 500	< 500	< 500	< 500	< 1000	< 500	< 500	< 1000	< 500
MW-32	03/16/89	140	< 100	< 100	< 100	< 5.0	9.1	< 5.0	< 5.0	< 10	< 5.0	< 5.0	< 5.0	< 5.0	< 10	< 5.0	35	< 10	< 5.0
MW-33	02/14/89	<1200	<5000	<5000	<5000	< 250	< 250	< 250	< 250	< 500	< 250	< 250	< 250	< 250	< 500	< 250	< 250	< 500	< 250
MW-33	03/14/89	<1200	<5000	<5000	<5000	< 250	< 250	< 250	< 250	< 500	< 250	< 250	< 250	< 250	< 500	< 250	< 250	< 500	< 250
MW-34	08/16/89	< 10	< 100	< 100	< 100	< 5.0	< 5.0	< 5.0	< 5.0	< 10	< 5.0	< 5.0	< 5.0	< 5.0	< 10	< 5.0	< 5.0	< 10	< 5.0
MW-34	08/28/89	< 10	< 100	< 100	< 100	< 5.0	< 5.0	< 5.0	< 5.0	< 10	< 5.0	< 5.0	< 5.0	< 5.0	< 10	< 5.0	< 5.0	< 10	< 5.0
MW-35	08/15/89	< 10	< 100	< 100	< 100	< 5.0	< 5.0	< 5.0	< 5.0	< 10	< 5.0	< 5.0	< 5.0	< 5.0	< 10	< 5.0	< 5.0	< 10	< 5.0
MW-35	08/28/89	< 10	< 100	< 100	< 100	< 5.0	< 5.0	< 5.0	< 5.0	< 10	< 5.0	< 5.0	< 5.0	< 5.0	< 10	< 5.0	< 5.0	< 10	< 5.0

NOTE : State standards, where they exist, are shown in parentheses.

SPARTON TECHNOLOGY, INC.
COORS ROAD FACILITY
ALBUQUERQUE, NEW MEXICO

APPENDIX IX VOLATILE ORGANIC ANALYSES SUMMARY
Part 1 of 3

(all concentrations in micrograms per liter (ug/l))

SAMPLE ID	DATE SAMPLED	ACETONE (---)	ACETO-NITRILE (---)	ACROLEIN (---)	ACRYLO-NITRILE (---)	ALLYL CHLORIDE (---)	BENZENE (10)	BROMO-DICHLORO-METHANE (---)	BROMO-FORM (---)	BROMO-METHANE (---)	CARBON DISULFIDE (---)	CARBON TETRA-CHLORIDE (10)	CHLORO-BENZENE (---)	CHLORO-PRENE (---)	CHLORO-ETHANE (---)	CHLORO-DIBROMO-METHANE (---)	CHLORO-FORM (100)	CHLORO-METHANE (---)	1,2-DIBROMO-3-CHLORO-PROPANE (---)
MW-36	08/15/89	< 10	< 100	< 100	< 100	< 5.0	< 5.0	< 5.0	< 5.0	< 10	< 5.0	< 5.0	< 5.0	< 5.0	< 10	< 5.0	< 5.0	< 10	< 5.0
MW-36	08/28/89	< 10	< 100	< 100	< 100	< 5.0	< 5.0	< 5.0	< 5.0	< 10	< 5.0	< 5.0	< 5.0	< 5.0	< 10	< 5.0	< 5.0	< 10	< 5.0
MW-37	08/15/89	< 100	<1000	<1000	<1000	< 50	< 50	< 50	< 50	< 100	< 50	< 50	< 50	< 50	< 100	< 50	< 50	< 100	< 50
MW-37	08/28/89	< 100	<1000	<1000	<1000	< 50	< 50	< 50	< 50	< 100	< 50	< 50	< 50	< 50	< 100	< 50	< 50	< 100	< 50
MW-38	11/06/89	< 10	< 100	< 100	< 100	< 5	< 5	< 5	< 5	< 10	< 5	< 5	< 5	< 5	< 10	< 5	< 5	< 10	< 5
MW-38	11/20/89	< 10	< 100	< 100	< 100	< 5	< 5	< 5	< 5	< 10	< 5	< 5	< 5	< 5	< 10	< 5	< 5	< 10	< 5
MW-39	11/06/89	< 10	< 100	< 100	< 100	< 5	< 5	< 5	< 5	< 10	< 5	< 5	< 5	< 5	< 10	< 5	< 5	< 10	< 5
MW-39	11/20/89	< 10	< 100	< 100	< 100	< 5	< 5	< 5	< 5	< 10	< 5	< 5	< 5	< 5	< 10	< 5	< 5	< 10	< 5
MW-40	11/07/89	< 10	< 100	< 100	< 100	< 5	< 5	< 5	< 5	< 10	< 5	< 5	< 5	< 5	< 10	< 5	< 5	< 10	< 5
MW-40	11/21/89	< 10	< 100	< 100	< 100	< 5	< 5	< 5	< 5	< 10	< 5	< 5	< 5	< 5	< 10	< 5	< 5	< 10	< 5
MW-41	11/07/89	< 100	<1000	<1000	<1000	< 50	< 50	< 50	< 50	< 100	< 50	< 50	< 50	< 50	< 100	< 50	< 50	< 100	< 50
MW-41	11/20/89	< 100	<1000	<1000	<1000	< 50	< 50	< 50	< 50	< 100	< 50	< 50	< 50	< 50	< 100	< 50	< 50	< 100	< 50
MW-42	12/12/89	< 100	<1000	<1000	<1000	< 50	< 50	< 50	< 50	< 100	< 50	< 50	< 50	< 50	< 100	< 50	< 50	< 100	< 50
MW-42	12/21/89	< 120	<1200	<1200	<1200	< 60	< 60	< 60	< 60	< 120	< 60	< 60	< 60	< 60	< 120	< 60	< 60	< 120	< 60
MW-43	12/12/89	< 25	< 250	< 250	< 250	< 12	< 12	< 12	< 12	< 25	< 12	< 12	< 12	< 12	< 25	< 12	< 12	< 25	< 12
MW-43	12/21/89	< 20	< 200	< 200	< 200	< 10	< 10	< 10	< 10	< 20	< 10	< 10	< 10	< 10	< 20	< 10	< 10	< 20	< 10
MW-44	01/04/90	< 10	< 100	< 100	< 100	< 5	< 5	< 5	< 5	< 10	< 5	< 5	< 5	< 5	< 10	< 5	< 5	< 10	< 5
MW-44	01/16/90	< 10	< 100	< 100	< 100	< 5	< 5	< 5	< 5	< 10	< 5	< 5	< 5	< 5	< 10	< 5	< 5	< 10	< 5
MW-45	01/04/90	< 200	<2000	<2000	<2000	< 100	< 100	< 100	< 100	< 200	< 100	< 100	< 100	< 100	< 200	< 100	< 100	< 200	< 100
MW-45	01/17/90	< 100	<1000	<1000	<1000	< 50	< 50	< 50	< 50	< 100	< 50	< 50	< 50	< 50	< 100	< 50	< 50	< 100	< 50

NOTE : State standards, where they exist, are shown in parentheses.

002185

SPARTON TECHNOLOGY, INC.
COORS ROAD FACILITY
ALBUQUERQUE, NEW MEXICO

APPENDIX IX VOLATILE ORGANIC ANALYSES SUMMARY
Part 1 of 3

(all concentrations in micrograms per liter (ug/l))

SAMPLE ID	DATE SAMPLED	ACETONE (---)	ACETO-NITRILE (---)	ACROLEIN (---)	ACRYLO-NITRILE (---)	ALLYL CHLORIDE (---)	BENZENE (10)	BROMO-DICHLORO-METHANE (---)	BROMO-FORM (---)	BROMO-METHANE (---)	CARBON DISULFIDE (---)	CARBON TETRA-CHLORIDE (10)	CHLORO-BENZENE (---)	CHLORO-PRENE (---)	CHLORO-ETHANE (---)	CHLORO-DIBROMO-METHANE (---)	CHLORO-FORM (100)	CHLORO-METHANE (---)	1,2-DIBROMO-3-CHLORO-PROPANE (---)
MW-46	01/04/90	< 500	<5000	<5000	<5000	< 250	< 250	< 250	< 250	< 500	< 250	< 250	< 250	< 250	< 500	< 250	< 250	< 500	< 250
MW-46	01/17/90	< 200	<2000	<2000	<2000	< 100	< 100	< 100	< 100	< 200	< 100	< 100	< 100	< 100	< 200	< 100	< 100	< 200	< 100
MW-47	01/03/90	< 50	< 500	< 500	< 500	< 25	< 25	< 25	< 25	< 50	< 25	< 25	< 25	< 25	< 50	< 25	< 25	< 50	< 25
MW-47	01/16/90	29	< 250	< 250	< 250	< 12	< 12	< 12	< 12	< 25	< 12	< 12	< 12	< 12	< 25	< 12	< 12	< 25	< 12
MW-47	06/20/90	---	---	---	---	---	---	---	---	---	---	---	---	---	---	---	---	---	---
MW-48	01/03/90	< 100	<1000	<1000	<1000	< 50	< 50	< 50	< 50	< 100	< 50	< 50	< 50	< 50	< 100	< 50	< 50	< 100	< 50
MW-48	01/16/90	50	< 500	< 500	< 500	< 25	< 25	< 25	< 25	< 50	< 25	< 25	< 25	< 25	< 50	< 25	< 25	< 50	< 25
MW-48	06/20/90	---	---	---	---	---	---	---	---	---	---	---	---	---	---	---	---	---	---
MW-49	01/25/90	< 10	< 100	< 100	< 100	< 5	< 5	< 5	< 5	< 10	< 5	< 5	< 5	< 5	< 10	< 5	< 5	< 10	< 5
MW-49	01/31/90	< 10	< 100	< 100	< 100	< 5	< 5	< 5	< 5	< 10	< 5	< 5	< 5	< 5	< 10	< 5	< 5	< 10	< 5
MW-50	04/18/90	---	---	---	---	---	---	---	---	---	---	---	---	---	---	---	---	---	---
MW-51	04/25/90	< 10	< 100	< 100	< 100	< 5	< 5	< 5	< 5	< 10	< 5	< 5	< 5	< 5	< 10	< 5	< 5	< 10	< 5
MW-51	04/27/90	---	---	---	---	---	---	---	---	---	---	---	---	---	---	---	---	---	---
MW-51	05/07/90	< 10	< 100	< 100	< 100	< 5	< 5	< 5	< 5	< 10	< 5	< 5	< 5	< 5	< 10	< 5	< 5	< 10	< 5
MW-52	06/05/90	---	---	---	---	---	---	---	---	---	---	---	---	---	---	---	---	---	---
MW-52	06/07/90	---	---	---	---	---	---	---	---	---	---	---	---	---	---	---	---	---	---
MW-53	06/20/90	---	---	---	---	---	---	---	---	---	---	---	---	---	---	---	---	---	---
PZ-1	04/25/90	---	---	---	---	---	---	---	---	---	---	---	---	---	---	---	---	---	---

NOTE : State standards, where they exist, are shown in parentheses.

002186

SPARTON TECHNOLOGY, INC.
COORS ROAD FACILITY
ALBUQUERQUE, NEW MEXICO

APPENDIX IX VOLATILE ORGANIC ANALYSES SUMMARY
Part 2 of 3

(all concentrations in micrograms per liter (ug/l))

SAMPLE ID	DATE SAMPLED	1,2-DIBROMO-METHANE (---)	DIBROMO-METHANE (---)	TRANS-1,4-DICHLORO-2-BUTENE (---)	DICHLORO-DI-FLOURO-METHANE (---)	1,1-DI-CHLORO-ETHANE (25)	1,2-DI-CHLORO-ETHANE (10)	TRANS-1,2-DICHLORO-ETHENE (---)	1,1-DI-CHLORO-ETHENE (5)	METHYLENE CHLORIDE (100)	1,2-DI-CHLORO PROPANE (---)	CIS-1,3-DI-CHLORO-PROPENE (---)	TRANS-1,3-DI-CHLORO-PROPENE (---)	1,4-DIOXANE (---)	ETHYL BENZENE (750)	ETHYL CYANIDE (---)	2-HEXANONE (100)	IODO-METHANE (---)	ISOBUTYL ALCOHOL (---)
MW-13	02/14/89	< 15	< 15	< 15	< 30	< 15	< 15	< 15	47	< 75	< 15	< 15	< 15	< 300	< 15	< 15	< 30	< 15	< 300
MW-13	03/13/89	< 16	< 16	< 16	< 33	< 16	< 16	< 16	48	< 82	< 16	< 16	< 16	< 330	< 16	< 16	< 33	< 16	< 330
MW-14	02/15/89	< 50	< 50	< 50	< 100	< 50	< 50	< 50	< 50	< 250	< 50	< 50	< 50	<1000	< 50	< 50	< 100	< 50	<1000
MW-14	03/14/89	< 85	< 85	< 85	< 170	< 85	< 85	< 85	150	< 420	< 85	< 85	< 85	<1700	< 85	< 85	< 170	< 85	<1700
MW-15	02/16/89	< 8.5	< 8.5	< 8.5	< 17	< 8.5	< 8.5	< 8.5	10	< 42	< 8.5	< 8.5	< 8.5	< 170	< 8.5	< 8.5	< 17	< 8.5	< 170
MW-15	03/15/89	< 5.0	< 5.0	< 5.0	< 10	< 5.0	< 5.0	< 5.0	11	< 25	< 5.0	< 5.0	< 5.0	< 100	< 5.0	< 5.0	< 10	< 5.0	< 100
MW-29	02/22/89	< 5.0	< 5.0	< 5.0	< 10	< 5.0	< 5.0	< 5.0	< 5.0	< 25	< 5.0	< 5.0	< 5.0	< 100	< 5.0	< 5.0	< 10	< 5.0	< 100
MW-29	03/13/89	< 5.0	< 5.0	< 5.0	< 10	< 5.0	< 5.0	< 5.0	< 5.0	< 25	< 5.0	< 5.0	< 5.0	< 100	< 5.0	< 5.0	< 10	< 5.0	< 100
MW-30	02/14/89	< 10	< 10	< 10	< 20	< 10	< 10	< 10	19	100	< 10	< 10	< 10	< 200	< 10	< 10	< 20	< 10	< 200
MW-30	03/14/89	< 12	< 12	< 12	< 25	< 12	< 12	< 12	19	110	< 12	< 12	< 12	< 250	< 12	< 12	< 25	< 12	< 250
MW-31	02/13/89	< 5.0	< 5.0	< 5.0	< 10	< 5.0	< 5.0	< 5.0	< 5.0	< 25	< 5.0	< 5.0	< 5.0	< 100	< 5.0	< 5.0	< 10	< 5.0	< 100
MW-31	03/15/89	< 5.0	< 5.0	< 5.0	< 10	< 5.0	< 5.0	< 5.0	< 5.0	< 25	< 5.0	< 5.0	< 5.0	< 100	< 5.0	< 5.0	< 10	< 5.0	< 100
MW-32	02/16/89	< 500	< 500	< 500	< 1000	< 500	< 500	< 500	< 500	12000	< 500	< 500	< 500	<10000	< 500	< 500	< 1000	< 500	<10000
MW-32	03/16/89	< 5.0	< 5.0	< 5.0	< 10	< 5.0	< 5.0	< 5.0	340	8600	< 5.0	< 5.0	< 5.0	< 100	< 5.0	< 5.0	< 10	< 5.0	< 100
MW-33	02/14/89	< 250	< 250	< 250	< 500	< 250	< 250	< 250	750	<1200	< 250	< 250	< 250	<5000	< 250	< 250	< 500	< 250	<5000
MW-33	03/14/89	< 250	< 250	< 250	< 500	< 250	< 250	< 250	730	<1200	< 250	< 250	< 250	<5000	< 250	< 250	< 500	< 250	<5000
MW-34	08/16/89	< 5.0	< 5.0	< 5.0	< 10	< 5.0	< 5.0	< 5.0	< 5.0	6.6	< 5.0	< 5.0	< 5.0	< 100	< 5.0	< 5.0	< 10	< 5.0	< 100
MW-34	08/28/89	< 5.0	< 5.0	< 5.0	< 10	< 5.0	< 5.0	< 5.0	< 5.0	< 5.0	< 5.0	< 5.0	< 5.0	< 100	< 5.0	< 5.0	< 10	< 5.0	< 100
MW-35	08/15/89	< 5.0	< 5.0	< 5.0	< 10	< 5.0	< 5.0	< 5.0	< 5.0	5.9	< 5.0	< 5.0	< 5.0	< 100	< 5.0	< 5.0	< 10	< 5.0	< 100
MW-35	08/28/89	< 5.0	< 5.0	< 5.0	< 10	< 5.0	< 5.0	< 5.0	< 5.0	< 5.0	< 5.0	< 5.0	< 5.0	< 100	< 5.0	< 5.0	< 10	< 5.0	< 100

NOTE : State standards, where they exist, are shown in parentheses.

SPARTON TECHNOLOGY, INC.
COORS ROAD FACILITY
ALBUQUERQUE, NEW MEXICO

APPENDIX IX VOLATILE ORGANIC ANALYSES SUMMARY
Part 2 of 3

(all concentrations in micrograms per liter (ug/l))

SAMPLE ID	DATE SAMPLED	1,2-DIBROMO-METHANE (---)	DIBROMO-METHANE (---)	TRANS-1,4-DICHLORO-2-BUTENE (---)	DICHLORO-DI-FLOURO-METHANE (---)	1,1-DI-CHLORO-ETHANE (25)	1,2-DI-CHLORO-ETHANE (10)	TRANS-1,2-DICHLORO-ETHENE (---)	1,1-DI-CHLORO-ETHENE (5)	METHYLENE CHLORIDE (100)	1,2-DI-CHLORO PROPANE (---)	CIS-1,3-DI-CHLORO-PROPENE (---)	TRANS-1,3-DI-CHLORO-PROPENE (---)	1,4-DIOXANE (---)	ETHYL BENZENE (750)	ETHYL CYANIDE (---)	2-HEXANONE (100)	IODO-METHANE (---)	ISOBUTYL ALCOHOL (---)
MW-36	08/15/89	< 5.0	< 5.0	< 5.0	< 10	< 5.0	< 5.0	< 5.0	< 5.0	5.3	< 5.0	< 5.0	< 5.0	< 100	< 5.0	< 5.0	< 10	< 5.0	< 100
MW-36	08/28/89	< 5.0	< 5.0	< 5.0	< 10	< 5.0	< 5.0	< 5.0	< 5.0	< 5.0	< 5.0	< 5.0	< 5.0	< 100	< 5.0	< 5.0	< 10	< 5.0	< 100
MW-37	08/15/89	< 50	< 50	< 50	< 100	< 50	< 50	< 50	< 50	61	< 50	< 50	< 50	<1000	< 50	< 50	< 100	< 50	<1000
MW-37	08/28/89	< 50	< 50	< 50	< 100	< 50	< 50	< 50	67	< 50	< 50	< 50	< 50	<1000	< 50	< 50	< 100	< 50	<1000
MW-38	11/06/89	< 5	< 5	< 5	< 10	< 5	< 5	< 5	< 5	< 5	< 5	< 5	< 5	< 100	< 5	< 5	< 10	< 5	< 100
MW-38	11/20/89	< 5	< 5	< 5	< 10	< 5	< 5	< 5	< 5	< 5	< 5	< 5	< 5	< 100	< 5	< 5	< 10	< 5	< 100
MW-39	11/06/89	< 5	< 5	< 5	< 10	< 5	< 5	< 5	< 5	< 5	< 5	< 5	< 5	< 100	< 5	< 5	< 10	< 5	< 100
MW-39	11/20/89	< 5	< 5	< 5	< 10	< 5	< 5	< 5	< 5	< 5	< 5	< 5	< 5	< 100	< 5	< 5	< 10	< 5	< 100
MW-40	11/07/89	< 5	< 5	< 5	< 10	< 5	< 5	< 5	< 5	< 5	< 5	< 5	< 5	< 100	< 5	< 5	< 10	< 5	< 100
MW-40	11/21/89	< 5	< 5	< 5	< 10	< 5	< 5	< 5	< 5	< 5	< 5	< 5	< 5	< 100	< 5	< 5	< 10	< 5	< 100
MW-41	11/07/89	< 50	< 50	< 50	< 100	< 50	< 50	< 50	150	< 50	< 50	< 50	< 50	<1000	< 50	< 50	< 100	< 50	<1000
MW-41	11/20/89	< 50	< 50	< 50	< 100	< 50	< 50	< 50	110	< 50	< 50	< 50	< 50	<1000	< 50	< 50	< 100	< 50	<1000
MW-42	12/12/89	< 50	< 50	< 50	< 100	< 50	< 50	< 50	140	< 50	< 50	< 50	< 50	<1000	< 50	< 50	< 100	< 50	<1000
MW-42	12/21/89	< 60	< 60	< 60	< 120	< 60	< 60	< 60	130	< 60	< 60	< 60	< 60	< 1200	< 60	< 60	< 120	< 60	<1200
MW-43	12/12/89	< 12	< 12	< 12	< 25	< 12	< 12	< 12	55	< 12	< 12	< 12	< 12	< 250	< 12	< 12	< 25	< 12	< 250
MW-43	12/21/89	< 10	< 10	< 10	< 20	< 10	< 10	< 10	46	< 10	< 10	< 10	< 10	< 200	< 10	< 10	< 20	< 10	< 200
MW-44	01/04/90	< 5	< 5	< 5	< 10	< 5	< 5	< 5	< 5	< 5	< 5	< 5	< 5	< 100	< 5	< 5	< 10	< 5	< 100
MW-44	01/16/90	< 5	< 5	< 5	< 10	< 5	< 5	< 5	< 5	< 5	< 5	< 5	< 5	< 100	< 5	< 5	< 10	< 5	< 100
MW-45	01/04/90	< 100	< 100	< 100	< 200	< 100	< 100	< 100	< 100	< 100	< 100	< 100	< 100	< 2000	< 100	< 100	< 200	< 100	<2000
MW-45	01/17/90	< 50	< 50	< 50	< 100	< 50	< 50	< 50	< 50	< 50	< 50	< 50	< 50	< 1000	< 50	< 50	< 100	< 50	<1000

NOTE : State standards, where they exist, are shown in parentheses.

SPARTON TECHNOLOGY,INC.
COORS ROAD FACILITY
ALBUQUERQUE, NEW MEXICO

APPENDIX IX VOLATILE ORGANIC ANALYSES SUMMARY
Part 2 of 3

(all concentrations in micrograms per liter (ug/l))

SAMPLE ID	DATE SAMPLED	1,2-DIBROMO-METHANE (---)	DIBROMO-METHANE (---)	TRANS-1,4-DICHLORO-2-BUTENE (---)	DICHLORO-DI-FLOURO-METHANE (---)	1,1-DI-CHLORO-ETHANE (25)	1,2-DI-CHLORO-ETHANE (10)	TRANS-1,2-DICHLORO-ETHENE (---)	1,1-DI-CHLORO-ETHENE (5)	METHYLENE CHLORIDE (100)	1,2-DI-CHLORO PROPANE (---)	CIS-1,3-DI-CHLORO-PROPENE (---)	TRANS-1,3-DI-CHLORO-PROPENE (---)	1,4-DIOXANE (---)	ETHYL BENZENE (750)	ETHYL CYANIDE (---)	2-HEXANONE (100)	IODO-METHANE (---)	ISOBUTYL ALCOHOL (---)
MW-46	01/04/90	< 250	< 250	< 250	< 500	< 250	< 250	< 250	< 250	< 250	< 250	< 250	< 250	< 5000	< 250	< 250	< 500	< 250	<5000
MW-46	01/17/90	< 100	< 100	< 100	< 200	< 100	< 100	< 100	< 100	< 100	< 100	< 100	< 100	< 2000	< 100	< 100	< 200	< 100	<2000
MW-47	01/03/90	< 25	< 25	< 25	< 50	< 25	< 25	< 25	< 25	< 25	< 25	< 25	< 25	< 500	< 25	< 25	< 50	< 25	< 500
MW-47	01/16/90	< 12	< 12	< 12	< 25	< 12	< 12	< 12	< 12	< 12	< 12	< 12	< 12	< 250	< 12	< 12	< 25	< 12	< 250
MW-47	06/20/90	---	---	---	---	---	---	---	---	---	---	---	---	---	---	---	---	---	---
MW-48	01/03/90	< 50	< 50	< 50	< 100	< 50	< 50	< 50	< 50	70	< 50	< 50	< 50	< 1000	< 50	< 50	< 100	< 50	<1000
MW-48	01/16/90	< 25	< 25	< 25	< 50	< 25	< 25	< 25	< 25	< 25	< 25	< 25	< 25	< 500	< 25	< 25	< 50	< 25	< 500
MW-48	06/20/90	---	---	---	---	---	---	---	---	---	---	---	---	---	---	---	---	---	---
MW-49	01/25/90	< 5	< 5	< 5	< 10	< 5	< 5	< 5	< 5	< 5	< 5	< 5	< 5	< 100	< 5	< 5	< 10	< 5	< 100
MW-49	01/31/90	< 5	< 5	< 5	< 10	< 5	< 5	< 5	< 5	< 5	< 5	< 5	< 5	< 100	< 5	< 5	< 10	< 5	< 100
MW-50	04/18/90	---	---	---	---	---	---	---	---	---	---	---	---	---	---	---	---	---	---
MW-51	04/25/90	< 5	< 5	< 5	< 10	< 5	< 5	< 5	< 5	< 5	< 5	< 5	< 5	< 100	< 5	< 5	< 10	< 5	< 100
MW-51	04/27/90	---	---	---	---	---	---	---	---	---	---	---	---	---	---	---	---	---	---
MW-51	05/07/90	< 5	< 5	< 5	< 10	< 5	< 5	< 5	< 5	< 5	< 5	< 5	< 5	< 100	< 5	< 5	< 10	< 5	< 100
MW-52	06/05/90	---	---	---	---	---	---	---	---	---	---	---	---	---	---	---	---	---	---
MW-52	06/07/90	---	---	---	---	---	---	---	---	---	---	---	---	---	---	---	---	---	---
MW-53	06/20/90	---	---	---	---	---	---	---	---	---	---	---	---	---	---	---	---	---	---
PZ-1	04/25/90	---	---	---	---	---	---	---	---	---	---	---	---	---	---	---	---	---	---

NOTE : State standards, where they exist, are shown in parentheses.

002189

SPARTON TECHNOLOGY,INC.
COORS ROAD FACILITY
ALBUQUERQUE, NEW MEXICO

APPENDIX IX VOLATILE ORGANIC ANALYSES SUMMARY
Part 3 of 3

(all concentrations in micrograms per liter (ug/l))

SAMPLE ID	DATE SAMPLED	METH-ACRYLO-NITRILE (---)	METHYL ETHYL KETONE (---)	4-METHYL-2-PENTANONE (---)	STYRENE (---)	1,1,1,2-TETRA-CHLORO-ETHANE (---)	1,1,2,2-TETRA-CHLORO-ETHANE (10)	TETRA-CHLORO-ETHENE (20)	TOLUENE (750)	1,1,1-TRI-CHLORO-ETHANE (60)	1,1,2-TRI-CHLORO-ETHANE (10)	TRI-CHLORO-ETHENE (100)	TRI-CHLORO-FLUORO-METHANE (---)	1,2,3-TRI-CHLORO-PROPANE (---)	VINYL ACETATE (---)	VINYL CHLORIDE (1)	TOTAL XYLENES (620)
MW-13	02/14/89	< 15	< 75	< 30	< 15	< 15	< 15	< 15	< 15	250	< 15	610	< 15	< 15	< 30	< 30	< 15
MW-13	03/13/89	< 16	< 82	< 33	< 16	< 16	< 16	< 16	< 16	220	< 16	650	< 16	< 16	< 33	< 33	< 16
MW-14	02/15/89	< 50	< 250	< 100	< 50	< 50	< 50	< 50	< 50	< 50	< 50	1100	< 50	< 50	< 100	< 100	< 50
MW-14	03/14/89	< 85	< 420	< 170	< 85	< 85	< 85	< 85	< 85	150	< 85	3700	< 85	< 85	< 170	< 170	< 85
MW-15	02/16/89	< 8.5	< 42	< 17	< 8.5	< 8.5	< 8.5	< 8.5	< 8.5	80	< 8.5	210	< 8.5	< 8.5	< 17	< 17	< 8.5
MW-15	03/15/89	< 5.0	< 25	< 10	< 5.0	< 5.0	< 5.0	< 5.0	< 5.0	75	< 5.0	210	< 5.0	< 5.0	< 10	< 10	< 5.0
MW-29	02/22/89	< 5.0	< 25	< 10	< 5.0	< 5.0	< 5.0	< 5.0	< 5.0	< 5.0	< 5.0	5.7	< 5.0	< 5.0	< 10	< 10	< 5.0
MW-29	03/13/89	< 5.0	< 25	< 10	< 5.0	< 5.0	< 5.0	< 5.0	< 5.0	< 5.0	< 5.0	5.4	< 5.0	< 5.0	< 10	< 10	< 5.0
MW-30	02/14/89	< 10	< 50	< 20	< 10	< 10	< 10	< 10	< 10	11	< 10	320	< 10	< 10	< 20	< 20	< 10
MW-30	03/14/89	< 12	< 62	< 25	< 12	< 12	< 12	< 12	< 12	< 12	< 12	320	< 12	< 12	< 25	< 25	< 12
MW-31	02/13/89	< 5.0	< 25	< 10	< 5.0	< 5.0	< 5.0	< 5.0	< 5.0	< 5.0	< 5.0	120	< 5.0	< 5.0	< 10	< 10	< 5.0
MW-31	03/15/89	< 5.0	< 25	< 10	< 5.0	< 5.0	< 5.0	< 5.0	< 5.0	< 5.0	< 5.0	120	< 5.0	< 5.0	< 10	< 10	< 5.0
MW-32	02/16/89	< 500	< 2500	< 1000	< 500	< 500	< 500	< 500	< 500	< 500	< 500	4800	< 500	< 500	< 1000	< 1000	< 500
MW-32	03/16/89	< 5.0	< 25	< 10	< 5.0	< 5.0	< 5.0	20	33	300	< 5.0	3400	< 5.0	< 5.0	< 10	< 10	9.6
MW-33	02/14/89	< 250	<1200	< 500	< 250	< 250	< 250	< 250	< 250	2500	< 250	7500	< 250	< 250	< 500	< 500	< 250
MW-33	03/14/89	< 250	<1200	< 500	< 250	< 250	< 250	< 250	< 250	2500	< 250	7000	< 250	< 250	< 500	< 500	< 250
MW-34	08/16/89	< 5.0	< 10	< 10	< 5.0	< 5.0	< 5.0	< 5.0	< 5.0	< 5.0	< 5.0	< 5.0	< 5.0	< 5.0	< 10	< 10	< 5.0
MW-34	08/28/89	< 5.0	< 10	< 10	< 5.0	< 5.0	< 5.0	< 5.0	< 5.0	< 5.0	< 5.0	< 5.0	< 5.0	< 5.0	< 10	< 10	< 5.0
MW-35	08/15/89	< 5.0	< 10	< 10	< 5.0	< 5.0	< 5.0	< 5.0	< 5.0	< 5.0	< 5.0	< 5.0	< 5.0	< 5.0	< 10	< 10	< 5.0
MW-35	08/28/89	< 5.0	< 10	< 10	< 5.0	< 5.0	< 5.0	< 5.0	< 5.0	< 5.0	< 5.0	< 5.0	< 5.0	< 5.0	< 10	< 10	< 5.0

NOTE : State standards, where they exist, are shown in parentheses.

SPARTON TECHNOLOGY, INC.
COORS ROAD FACILITY
ALBUQUERQUE, NEW MEXICO

APPENDIX IX VOLATILE ORGANIC ANALYSES SUMMARY
Part 3 of 3

(all concentrations in micrograms per liter (ug/l))

SAMPLE ID	DATE SAMPLED	METH-ACRYLO-NITRILE (---)	METHYL ETHYL KETONE (---)	4-METHYL-2-PENTANONE (---)	STYRENE (---)	1,1,1,2-TETRA-CHLORO-ETHANE (---)	1,1,2,2-TETRA-CHLORO-ETHANE (10)	TETRA-CHLORO-ETHENE (20)	TOLUENE (750)	1,1,1-TRI-CHLORO-ETHANE (60)	1,1,2-TRI-CHLORO-ETHANE (10)	TRI-CHLORO-ETHENE (100)	TRI-CHLORO-FLUORO-METHANE (---)	1,2,3-TRI-CHLORO-PROPANE (---)	VINYL ACETATE (---)	VINYL CHLORIDE (1)	TOTAL XYLENES (620)
MW-36	08/15/89	< 5.0	< 10	< 10	< 5.0	< 5.0	< 5.0	< 5.0	< 5.0	< 5.0	< 5.0	7.9	< 5.0	< 5.0	< 10	< 10	< 5.0
MW-36	08/28/89	< 5.0	< 10	< 10	< 5.0	< 5.0	< 5.0	< 5.0	< 5.0	< 5.0	< 5.0	11	< 5.0	< 5.0	< 10	< 10	< 5.0
MW-37	08/15/89	< 50	< 100	< 100	< 50	< 50	< 50	< 50	< 50	< 50	< 50	1100	< 50	< 50	< 100	< 100	< 50
MW-37	08/28/89	< 50	< 100	< 100	< 50	< 50	< 50	< 50	< 50	< 50	< 50	1800	< 50	< 50	< 100	< 100	< 50
MW-38	11/06/89	< 5	< 10	< 10	< 5	< 5	< 5	< 5	< 5	< 5	< 5	< 5	< 5	< 5	< 10	< 10	< 5
MW-38	11/20/89	< 5	< 10	< 10	< 5	< 5	< 5	< 5	< 5	< 5	< 5	< 5	5.7	< 5	< 10	< 10	< 5
MW-39	11/06/89	< 5	< 10	< 10	< 5	< 5	< 5	< 5	5.3	< 5	< 5	< 5	< 5	< 5	< 10	< 10	< 5
MW-39	11/20/89	< 5	< 10	< 10	< 5	< 5	< 5	< 5	< 5	< 5	< 5	< 5	< 5	< 5	< 10	< 10	< 5
MW-40	11/07/89	< 5	< 10	< 10	< 5	< 5	< 5	< 5	< 5	< 5	< 5	< 5	5.4	< 5	< 10	< 10	< 5
MW-40	11/21/89	< 5	< 10	< 10	< 5	< 5	< 5	< 5	< 5	< 5	< 5	< 5	< 5	< 5	< 10	< 10	< 5
MW-41	11/07/89	< 50	< 100	< 100	< 50	< 50	< 50	< 50	< 50	310	< 50	1100	< 50	< 50	< 100	< 100	< 50
MW-41	11/20/89	< 50	< 100	< 100	< 50	< 50	< 50	< 50	< 50	290	< 50	960	< 50	< 50	< 100	< 100	< 50
MW-42	12/12/89	< 50	< 100	< 100	< 50	< 50	< 50	< 50	< 50	200	< 50	1100	< 50	< 50	< 100	< 100	< 50
MW-42	12/21/89	< 60	< 120	< 120	< 60	< 60	< 60	< 60	< 60	200	< 60	1200	< 60	< 60	< 120	< 120	< 60
MW-43	12/12/89	< 12	< 25	< 25	< 12	< 12	< 12	< 12	< 12	100	< 12	270	< 12	< 12	< 25	< 25	< 12
MW-43	12/21/89	< 10	< 20	< 20	< 10	< 10	< 10	< 10	< 10	86	< 10	160	< 10	< 10	< 20	< 20	< 10
MW-44	01/04/90	< 5	< 10	< 10	< 5	< 5	< 5	< 5	< 5	< 5	< 5	< 5	< 5	< 5	< 10	< 10	< 5
MW-44	01/16/90	< 5	< 10	< 10	< 5	< 5	< 5	< 5	< 5	< 5	< 5	< 5	< 5	< 5	< 10	< 10	< 5
MW-45	01/04/90	< 100	< 200	< 200	< 100	< 100	< 100	< 100	< 100	< 100	< 100	1400	< 100	< 100	< 200	< 200	< 100
MW-45	01/17/90	< 50	< 100	< 100	< 50	< 50	< 50	< 50	< 50	< 50	< 50	1400	< 50	< 50	< 100	< 100	< 50

NOTE : State standards, where they exist, are shown in parentheses.

SPARTON TECHNOLOGY, INC.
COORS ROAD FACILITY
ALBUQUERQUE, NEW MEXICO

APPENDIX IX VOLATILE ORGANIC ANALYSES SUMMARY
Part 3 of 3

(all concentrations in micrograms per liter (ug/l))

SAMPLE ID	DATE SAMPLED	METH-ACRYLO-NITRILE (---)	METHYL ETHYL KETONE (---)	4-METHYL-2-PENTANONE (---)	STYRENE (---)	1,1,1,2-TETRA-CHLORO-ETHANE (---)	1,1,2,2-TETRA-CHLORO-ETHANE (10)	TETRA-CHLORO-ETHENE (20)	TOLUENE (750)	1,1,1-TRI-CHLORO-ETHANE (60)	1,1,2-TRI-CHLORO-ETHANE (10)	TRI-CHLORO-ETHENE (100)	TRI-CHLORO-FLUORO-METHANE (---)	1,2,3-TRI-CHLORO-PROPANE (---)	VINYL ACETATE (---)	VINYL CHLORIDE (1)	TOTAL XYLENES (620)
MW-46	01/04/90	< 250	< 500	< 500	< 250	< 250	< 250	< 250	< 250	< 250	< 250	4200	< 250	< 250	< 500	< 500	< 250
MW-46	01/17/90	< 100	< 200	< 200	< 100	< 100	< 100	< 100	< 100	100	< 100	2300	< 100	< 100	< 200	< 200	< 100
MW-47	01/03/90	< 25	< 50	< 50	< 25	< 25	< 25	< 25	< 25	< 25	< 25	310	< 25	< 25	< 50	< 50	< 25
MW-47	01/16/90	< 12	< 25	< 25	< 12	< 12	< 12	< 12	< 12	< 12	< 12	330	< 12	< 12	< 25	< 25	< 12
MW-47	06/20/90	---	---	---	---	---	---	---	---	---	---	220	---	---	---	---	---
MW-48	01/03/90	< 50	< 100	< 100	< 50	< 50	< 50	< 50	< 50	< 50	< 50	820	< 50	< 50	< 100	< 100	< 50
MW-48	01/16/90	< 25	< 50	< 50	< 25	< 25	< 25	< 25	< 25	< 25	< 25	830	< 25	< 25	< 50	< 50	< 25
MW-48	06/20/90	---	---	---	---	---	---	---	---	---	---	820	---	---	---	---	---
MW-49	01/25/90	< 5	< 10	< 10	< 5	< 5	< 5	< 5	< 5	< 5	< 5	< 5	12	< 5	< 10	< 10	< 5
MW-49	01/31/90	< 5	< 10	< 10	< 5	< 5	< 5	< 5	< 5	< 5	< 5	< 5	6.9	< 5	< 10	< 10	< 5
MW-50	04/18/90	---	---	---	---	---	---	---	---	---	---	< 1	---	---	---	---	---
MW-51	04/25/90	< 5	< 10	< 10	< 5	< 5	< 5	< 5	< 5	< 5	< 5	8.5	< 5	< 5	< 10	< 10	< 5
MW-51	04/27/90	---	---	---	---	---	---	---	---	---	---	6.2	---	---	---	---	---
MW-51	05/07/90	< 5	< 10	< 10	< 5	< 5	< 5	< 5	< 5	< 5	< 5	6.7	< 5	< 5	< 10	< 10	< 5
MW-52	06/05/90	---	---	---	---	---	---	---	---	---	---	< 1	---	---	---	---	---
MW-52	06/07/90	---	---	---	---	---	---	---	---	---	---	< 1	---	---	---	---	---
MW-53	06/20/90	---	---	---	---	---	---	---	---	---	---	< 1	---	---	---	---	---
PZ-1	04/25/90	---	---	---	---	---	---	---	---	---	---	< 1	---	---	---	---	---

NOTE : State standards, where they exist, are shown in parentheses.

002192

ATTACHMENT 5

Quarterly Groundwater Monitoring Analytical Results

SPARTON TECHNOLOGY, INC.

Coors Road Facility
Albuquerque, New Mexico

HISTORICAL QUARTERLY

GROUNDWATER MONITORING RESULTS

JUNE 1990

002194

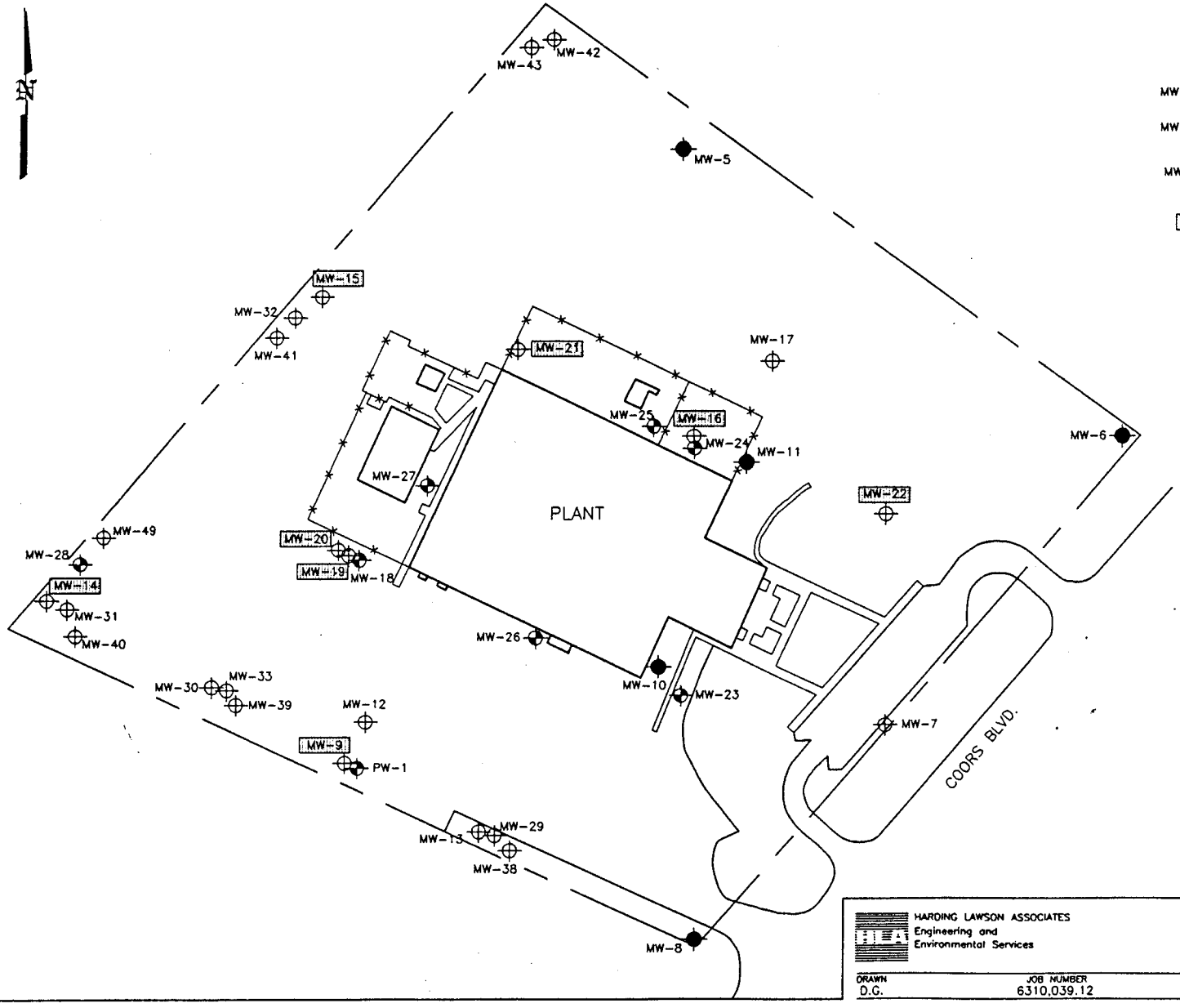

LEGEND

MW-23	RECOVERY WELL LOCATION AND NUMBER
MW-22	EXISTING WELL LOCATION AND NUMBER
MW-6	PLUGGED AND ABANDONED WELL LOCATION AND NUMBER
MW-22	HIGHLIGHTED WELLS INCLUDED IN STATE ALTERNATE GROUNDWATER MONITORING PROGRAM

0 100 200
scale feet

HARDING LAWSON ASSOCIATES
Engineering and Environmental Services

ONSITE WELLS

Sparton Technology, Inc.
Albuquerque, New Mexico

PLATE

DRAWN	JOB NUMBER	APPROVED	DATE	REVISED	DATE
D.G.	6310.039.12				

0631001B

002195

SPARTON TECHNOLOGY, INC.
COORS ROAD FACILITY
ONSITE GROUNDWATER WELL SUMMARY

WELL NO.	*	DATE INSTALLED (mo/yr)	DIAMETER (inches)	DEPTH (feet)	SCREENED INTERVAL(S) (feet)	ZONE SCREENED (upper; lower; or both)	ZONE MONITORED (upper or lower)	COMMENTS
01	-	05/83	2	90	70-90	BOTH	---	WELL PLUGGED AND ABANDONED
02	-	05/83	2	90	70-90	BOTH	---	WELL PLUGGED AND ABANDONED
03	-	05/83	2	85	65-85	BOTH	---	WELL PLUGGED AND ABANDONED
04	-	05/83	2	90	70-90	BOTH	---	WELL PLUGGED AND ABANDONED
05	-	11/83	2	83	68-78	UPPER	UPPER	WELL PLUGGED AND ABANDONED
06	-	11/83	2	71.5	61.5-66.5	UPPER	UPPER	WELL PLUGGED AND ABANDONED
07	-	11/83	2	73.5	63.5-68.5	UPPER	UPPER	---
08	-	11/83	2	68	58-63	UPPER	UPPER	WELL PLUGGED AND ABANDONED
09	#	11/83	2	72.5	62.5-67.5	UPPER	UPPER	---
10	-	11/83	2	145	135-140	LOWER	LOWER	WELL PLUGGED AND ABANDONED
11	-	11/83	2	144	134-139	LOWER	LOWER	WELL PLUGGED AND ABANDONED
12	-	08/84	4	140	64-133	BOTH	UPPER	CASING PLUGGED FROM BOTTOM UP THRU AQUITARD
13	+	08/84	2	140	60-139.5	BOTH	UPPER	CASING PLUGGED FROM BOTTOM UP THRU AQUITARD
14	+#	08/84	2	130	61-127	BOTH	UPPER	CASING PLUGGED FROM BOTTOM UP THRU AQUITARD
15	+#	08/84	2	140	60-124.5	BOTH	UPPER	CASING PLUGGED FROM BOTTOM UP THRU AQUITARD
16	#	08/84	2	73	68-73	UPPER	UPPER	---
17	-	08/84	2	72	67-72	UPPER	UPPER	---
18	*	05/86	4	81	68-78	UPPER	UPPER	---
19	#	09/86	4	110	97-107	LOWER	LOWER	---
20	#	09/86	4	138	125-138	LOWER	LOWER	---
21	#	08/86	2	69.5	64.5-69.5	UPPER	UPPER	---
22	#	08/86	2	78	72-77	UPPER	UPPER	---
23	*	08/86	2	78	72-77	UPPER	UPPER	---
24	*	12/86	2	75	68.4-73.4	UPPER	UPPER	---
25	*	12/86	2	75	67.7-72.7	UPPER	UPPER	---
26	*	05/88	2	78.5	73-78	UPPER	UPPER	---
27	*	05/88	2	72	67-72	UPPER	UPPER	---
28	*	05/88	2	70	65-70	UPPER	UPPER	---
29	+	06/88	4	115.5	103-113	LOWER	LOWER	---
30	+	06/88	4	109.5	97-107	LOWER	LOWER	---
31	+	06/88	4	109	96-106	LOWER	LOWER	---
32	+	06/88	4	120	108-118	LOWER	LOWER	---
33	+	10/88	2	73	63-73	UPPER	UPPER	---
38	+	09/89	4	136.5	126.5-136.5	LOWER	LOWER	---
39	+	09/89	4	133.0	123.0-133.0	LOWER	LOWER	---
40	+	09/89	4	127.0	117.0-127.0	LOWER	LOWER	---
41	+	09/89	4	97.0	92.0-97.0	LOWER	LOWER	---
42	+	11/89	4	115.0	105.0-115.0	LOWER	LOWER	---
43	+	11/89	4	137.0	127.0-137.0	LOWER	LOWER	---
49	+	01/90	4	147.8	137.8-147.8	THIRD	THIRD	---
PW-1	*	09/84	10	145	60-70/80-138	BOTH	UPPER	CASING PLUGGED FROM BOTTOM UP THRU AQUITARD

* = GROUNDWATER RECOVERY WELL
\+ = CONSENT ORDER MONITOR WELL
\# = STATE PROGRAM MONITORING WELL

SPARTON TECHNOLOGY, INC.
COORS ROAD FACILITY
GROUNDWATER MONITORING RESULTS
PART 1 of 4

[---------- mg/l ----------]

YEAR	QUARTER NO.	pH units (6-9)	SPECIFIC CONDUC-TANCE umhos/cm	CHLORIDE (250)	NITRATE AS N (10.0)	SULFATE (600)	TOTAL ORGANIC CARBON	TOTAL ORGANIC HALOGEN as Cl	TOTAL KJELDAHL NITROGEN as N	HEXA-VALENT CHROMIUM	TRI-VALENT CHROMIUM	AMMONIA NITROGEN as N	BORON (0.75)	TOTAL CHROMIUM (0.05)	MANGANESE (0.2)	NICKEL (0.2)	SODIUM
********** WELL NO. 05 (UPPER FLOW ZONE) ********* >>>>> WELL PLUGGED & ABANDONED IN 1989 <<<<<																	
1983	4	8.00	688	22	0.9	81	21	---	---	---	---	< 0.1	---	---	0.37	---	---
1984	4	7.64	721	---	1.8	112	3.8	0.22	0.6	< 0.01	< 0.01	---	0.12	< 0.01	0.68	< 0.006	---
1985	1	8.09	711	---	---	---	0.9	0.21	---	---	---	---	---	---	---	---	---
1985	2	---	---	---	---	---	---	---	---	---	---	---	---	---	---	---	---
1985	3	---	---	---	---	---	---	---	---	---	---	---	---	---	---	---	---
1985	4	---	---	---	---	---	---	---	---	---	---	---	---	---	---	---	---
1986	1	---	---	---	---	---	---	---	---	---	---	---	---	---	---	---	---
1986	2	---	---	---	---	---	---	---	---	---	---	---	---	---	---	---	---
1986	3	---	---	---	---	---	---	---	---	---	---	---	---	---	---	---	---
1986	4	---	---	---	---	---	---	---	---	---	---	---	---	---	---	---	---
1987	1	---	---	---	---	---	---	---	---	---	---	---	---	---	---	---	---
1987	2	---	---	---	---	---	---	---	---	---	---	---	---	---	---	---	---
1987	3	8.07	640	27	0.8	91	2	0.04	0.5	< 0.01	0.01	0.2	0.14	0.01	0.34	< 0.04	54
1987	4	---	---	---	---	---	---	---	---	---	---	---	---	---	---	---	---
1988	1	---	---	---	---	---	---	---	---	---	---	---	---	---	---	---	---
1988	2	---	---	---	---	---	---	---	---	---	---	---	---	---	---	---	---
1988	3	---	---	---	---	---	---	---	---	---	---	---	---	---	---	---	---
1988	4	---	---	---	---	---	---	---	---	---	---	---	---	---	---	---	---
1989	1	---	---	---	---	---	---	---	---	---	---	---	---	---	---	---	---

NOTES : 1) WHERE STATE STANDARDS EXIST, THEY ARE SHOWN IN PARENTHESES IMMEDIATELY BELOW THE CHEMICAL NAME.
2) IF A COMPOUND WAS NOT DETECTED, THE METHOD DETECTION LIMIT IS SHOWN, PRECEEDED BY A "<" (less than sign).
3) --- = NOT TESTED.

002197

SPARTON TECHNOLOGY, INC.
COORS ROAD FACILITY
GROUNDWATER MONITORING RESULTS
PART 1 of 4

[---------- mg/l ----------]

YEAR	QUARTER NO.	pH units (6-9)	SPECIFIC CONDUC-TANCE umhos/cm	CHLORIDE (250)	NITRATE AS N (10.0)	SULFATE (600)	TOTAL ORGANIC CARBON	TOTAL ORGANIC HALOGEN as Cl	TOTAL KJELDAHL NITROGEN as N	HEXA-VALENT CHROMIUM	TRI-VALENT CHROMIUM	AMMONIA NITROGEN as N	BORON (0.75)	TOTAL CHROMIUM (0.05)	MANGANESE (0.2)	NICKEL (0.2)	SODIUM
********** WELL NO. 06 (UPPER FLOW ZONE) *********							>>>>> WELL PLUGGED & ABANDONED IN 1989 <<<<<										
1983	4	7.97	821	38	10	95	7.8	---	---	---	---	< 0.1	---	---	0.032	---	---
1984	4	7.50	866	---	16	120	6.1	0.45	0.1	< 0.01	< 0.01	---	0.25	< 0.01	0.34	0.005	---
1985	1	---	---	---	---	---	---	---	---	---	---	---	---	---	---	---	---
1985	2	7.89	871	---	---	---	1.7	0.31	---	---	---	---	---	---	---	---	---
1985	3	7.46	833	38	15	140	1.4	0.4	< 0.1	< 0.01	< 0.01	---	0.33	< 0.005	0.23	< 0.01	---
1985	4	---	---	---	---	---	---	---	---	---	---	---	---	---	---	---	---
1986	1	7.43	810	---	---	---	12	0.32	---	---	---	---	---	---	---	---	---
1986	2	7.34	821	---	---	---	1.9	1.4	---	---	---	---	---	---	---	---	---
1986	3	7.77	831	---	---	---	6.3	0.59	---	---	---	---	---	---	---	---	---
1986	4	7.72	846	28	14	142	4.4	0.421	< 0.1	< 0.01	< 0.01	---	0.3	< 0.005	---	< 0.01	79
1987	1	8.03	886	---	---	---	3.7	0.26	---	---	---	---	---	---	---	---	---
1987	2	7.61	879	---	---	---	1.2	0.18	---	---	---	---	---	---	---	---	---
1987	3	7.61	784	27	14	12	3.3	0.35	< 0.1	< 0.01	< 0.01	0.2	0.34	< 0.01	0.066	< 0.04	79
1987	4	7.55	832	---	---	---	0.4	0.3	---	---	---	---	---	---	---	---	---
1988	1	7.62	885	---	---	---	1.1	0.19	---	---	---	---	---	---	---	---	---
1988	2	7.61	880	---	---	---	1.5	0.15	---	---	---	---	---	---	---	---	---
1988	3	7.60	812	23	20	118	2.3	0.120	< 0.1	0.01	< 0.01	< 0.1	0.31	< 0.01	0.042	< 0.04	76
1988	4	7.80	775	---	---	---	1.6	0.100	---	---	---	---	---	---	---	---	---
1989	1	7.40	675	---	---	---	2.1	0.039	---	---	---	---	---	---	---	---	---

NOTES : 1) WHERE STATE STANDARDS EXIST, THEY ARE SHOWN IN PARENTHESES IMMEDIATELY BELOW THE CHEMICAL NAME.
2) IF A COMPOUND WAS NOT DETECTED, THE METHOD DETECTION LIMIT IS SHOWN, PRECEEDED BY A "<" (less than sign).
3) --- = NOT TESTED.

002198

SPARTON TECHNOLOGY, INC.
COORS ROAD FACILITY
GROUNDWATER MONITORING RESULTS
PART 1 of 4

YEAR	QUARTER NO.	pH units (6-9)	SPECIFIC CONDUC-TANCE umhos/cm	CHLORIDE (250)	NITRATE AS N (10.0)	SULFATE (600)	TOTAL ORGANIC CARBON	TOTAL ORGANIC HALOGEN as Cl	TOTAL KJELDAHL NITROGEN as N	HEXA-VALENT CHROMIUM	TRI-VALENT CHROMIUM	AMMONIA NITROGEN as N	BORON (0.75)	TOTAL CHROMIUM (0.05)	MANGANESE (0.2)	NICKEL (0.2)	SODIUM
				[				mg/l									]
********** WELL NO. 07 (UPPER FLOW ZONE) *********																	
1983	4	7.94	507	116	0.4	39	80	---	---	---	---	< 0.1	---	---	0.089	---	---
1984	4	7.43	692	---	3.3	85	3.6	0.85	0.2	0.02	< 0.01	---	0.11	0.021	0.03	< 0.006	---
1985	1	---	---	---	---	---	---	---	---	---	---	---	---	---	---	---	---
1985	2	---	---	---	---	---	---	---	---	---	---	---	---	---	---	---	---
1985	3	---	---	---	---	---	---	---	---	---	---	---	---	---	---	---	---
1985	4	---	---	---	---	---	---	---	---	---	---	---	---	---	---	---	---
1986	1	---	---	---	---	---	---	---	---	---	---	---	---	---	---	---	---
1986	2	---	---	---	---	---	---	---	---	---	---	---	---	---	---	---	---
1986	3	---	---	---	---	---	---	---	---	---	---	---	---	---	---	---	---
1986	4	---	---	---	---	---	---	---	---	---	---	---	---	---	---	---	---
1987	1	---	---	---	---	---	---	---	---	---	---	---	---	---	---	---	---
1987	2	---	---	---	---	---	---	---	---	---	---	---	---	---	---	---	---
1987	3	8.12	693	23	3	103	0.6	0.21	< 0.1	< 0.01	< 0.01	< 0.1	0.18	< 0.01	0.032	< 0.04	55
1987	4	---	---	---	---	---	---	---	---	---	---	---	---	---	---	---	---
1988	1	---	---	---	---	---	---	---	---	---	---	---	---	---	---	---	---
1988	2	---	---	---	---	---	---	---	---	---	---	---	---	---	---	---	---
1988	3	---	---	---	---	---	---	---	---	---	---	---	---	---	---	---	---
1988	4	---	---	---	---	---	---	---	---	---	---	---	---	---	---	---	---
1989	1	---	---	---	---	---	---	---	---	---	---	---	---	---	---	---	---
1989	2	---	---	---	---	---	---	---	---	---	---	---	---	---	---	---	---
1989	3	---	---	---	---	---	---	---	---	---	---	---	---	---	---	---	---

NOTES : 1) WHERE STATE STANDARDS EXIST, THEY ARE SHOWN IN PARENTHESES IMMEDIATELY BELOW THE CHEMICAL NAME.
2) IF A COMPOUND WAS NOT DETECTED, THE METHOD DETECTION LIMIT IS SHOWN, PRECEEDED BY A "<" (less than sign).
3) --- = NOT TESTED.

SPARTON TECHNOLOGY, INC.
COORS ROAD FACILITY
GROUNDWATER MONITORING RESULTS
PART 1 of 4

[mg/l]

YEAR	QUARTER NO.	pH units (6-9)	SPECIFIC CONDUC-TANCE umhos/cm	CHLORIDE (250)	NITRATE AS N (10.0)	SULFATE (600)	TOTAL ORGANIC CARBON	TOTAL ORGANIC HALOGEN as Cl	TOTAL KJELDAHL NITROGEN as N	HEXA-VALENT CHROMIUM	TRI-VALENT CHROMIUM	AMMONIA NITROGEN as N	BORON (0.75)	TOTAL CHROMIUM (0.05)	MANGANESE (0.2)	NICKEL (0.2)	SODIUM
********** WELL NO. 08 (UPPER FLOW ZONE) *********							>>>>> WELL PLUGGED & ABANDONED IN 1989 <<<<<										
1983	4	8.05	579	18	1.7	65	15	---	---	---	---	< 0.1	---	---	0.098	---	---
1984	4	7.50	763	---	7.4	80	5.5	0.18	0.4	< 0.01	< 0.01	---	0.37	< 0.01	< 0.006	< 0.006	---
1985	1	7.96	735	---	---	---	2.1	0.088	---	---	---	---	---	---	---	---	---
1985	2	7.78	741	---	---	---	1.3	0.15	---	---	---	---	---	---	---	---	---
1985	3	7.42	715	33	5.5	69	1.8	0.38	< 0.1	< 0.01	< 0.01	---	0.31	< 0.005	< 0.005	< 0.01	---
1985	4	---	---	---	---	---	---	---	---	---	---	---	---	---	---	---	---
1986	1	7.40	708	---	---	---	16	0.098	---	---	---	---	---	---	---	---	---
1986	2	7.27	764	---	---	---	2	0.18	---	---	---	---	---	---	---	---	---
1986	3	7.68	754	---	---	---	14	0.37	---	---	---	---	---	---	---	---	---
1986	4	7.48	784	37	2.1	74	1.3	0.233	< 0.1	< 0.01	< 0.01	---	0.52	< 0.005	---	< 0.01	64
1987	1	8.22	754	---	---	---	2	0.069	---	---	---	---	---	---	---	---	---
1987	2	7.78	772	---	---	---	3.3	0.054	---	---	---	---	---	---	---	---	---
1987	3	7.61	705	37	3	53	3.2	0.15	0.2	< 0.01	< 0.01	0.1	0.38	< 0.01	0.22	< 0.04	61
1987	4	7.59	703	---	---	---	3	0.07	---	---	---	---	---	---	---	---	---
1988	1	7.82	782	---	---	---	3.7	0.042	---	---	---	---	---	---	---	---	---
1988	2	7.56	799	---	---	---	1.5	0.052	---	---	---	---	---	---	---	---	---
1988	3	7.60	737	23	1.7	71	2.5	0.070	0.1	< 0.01	0.01	< 0.1	0.57	0.01	0.18	< 0.04	99
1988	4	6.60	717	---	---	---	2.2	0.093	---	---	---	---	---	---	---	---	---
1989	1	7.50	771	---	---	---	3.4	4.080	---	---	---	---	---	---	---	---	---

NOTES : 1) WHERE STATE STANDARDS EXIST, THEY ARE SHOWN IN PARENTHESES IMMEDIATELY BELOW THE CHEMICAL NAME.
2) IF A COMPOUND WAS NOT DETECTED, THE METHOD DETECTION LIMIT IS SHOWN, PRECEEDED BY A "<" (less than sign).
3) --- = NOT TESTED.

SPARTON TECHNOLOGY, INC.
COORS ROAD FACILITY
GROUNDWATER MONITORING RESULTS
PART 1 of 4

[mg/l]

YEAR	QUARTER NO.	pH units (6-9)	SPECIFIC CONDUC-TANCE umhos/cm	CHLORIDE (250)	NITRATE AS N (10.0)	SULFATE (600)	TOTAL ORGANIC CARBON	TOTAL ORGANIC HALOGEN as Cl	TOTAL KJELDAHL NITROGEN as N	HEXA-VALENT CHROMIUM	TRI-VALENT CHROMIUM	AMMONIA NITROGEN as N	BORON (0.75)	TOTAL CHROMIUM (0.05)	MANGANESE (0.2)	NICKEL (0.2)	SODIUM
********** WELL NO. 09 (UPPER FLOW ZONE) *********																	
1983	4	7.36	2320	400	< 0.1	340	29	---	---	---	---	< 0.1	---	---	3.4	---	---
1984	4	6.70	2350	---	< 0.1	372	14	21	1.7	< 0.01	< 0.01	---	13	< 0.01	1.9	0.19	---
1985	1	7.00	2040	---	---	---	6.1	15	---	---	---	---	---	---	---	---	---
1985	2	7.31	1770	---	---	---	7.2	9.1	---	---	---	---	---	---	---	---	---
1985	3	6.92	1590	210	< 0.1	300	4.6	6.9	0.9	< 0.01	< 0.01	---	7.9	< 0.005	1.1	0.11	---
1985	4	---	---	---	---	---	---	---	---	---	---	---	---	---	---	---	---
1986	1	6.96	1340	---	---	---	20	6.7	---	---	---	---	---	---	---	---	---
1986	2	7.02	1380	---	---	---	3	5	---	---	---	---	---	---	---	---	---
1986	3	7.46	1480	---	---	---	3.1	6.3	---	---	---	---	---	---	---	---	---
1986	4	7.71	1470	138	< 0.1	226	1.4	5.08	5.1	< 0.01	< 0.01	---	5.5	< 0.005	---	0.081	110
1987	1	8.03	1440	---	---	---	3	3.2	---	---	---	---	---	---	---	---	---
1987	2	7.66	1370	---	---	---	2.1	4.0	---	---	---	---	---	---	---	---	---
1987	3	7.87	1300	116	< 0.1	203	2	4.4	2.6	< 0.01	< 0.01	2.2	4	< 0.01	0.24	0.06	103
1987	4	7.39	1220	---	---	---	2.8	2.6	---	---	---	---	---	---	---	---	---
1988	1	8.29	1210	---	---	---	1.7	2.5	---	---	---	---	---	---	---	---	---
1988	2	7.26	1130	---	---	---	2.7	3.6	---	---	---	---	---	---	---	---	---
1988	3	7.30	1040	66	< 0.1	182	3.8	2.870	1.7	< 0.01	0.01	1.1	3.5	0.01	1.3	< 0.04	94
1988	4	7.60	1080	---	---	---	1.9	2.580	---	---	---	---	---	---	---	---	---
1989	1	7.10	1080	---	---	---	1.5	5.180	---	---	---	---	---	---	---	---	---
1989	2	7.50	981	---	---	---	0.7	2.110	---	---	---	---	---	---	---	---	---
1989	3	7.70	992	69	< 0.1	225	1.8	2.390	1.5	< 0.01	< 0.01	---	2.9	< 0.01	0.11	< 0.04	89
1989	4	7.5	962	---	---	---	3.2	1.99	---	---	---	---	---	---	---	---	---
1990	1	7.4	911	---	---	---	1.4	2.470	---	---	---	---	---	---	---	---	---
1990	2	7.4	969	69.4	< 0.10	208	3.0	2.300	0.60	< 0.010	0.011	---	2.1	0.011	0.026	0.21	88.2

NOTES : 1) WHERE STATE STANDARDS EXIST, THEY ARE SHOWN IN PARENTHESES IMMEDIATELY BELOW THE CHEMICAL NAME.
2) IF A COMPOUND WAS NOT DETECTED, THE METHOD DETECTION LIMIT IS SHOWN, PRECEEDED BY A "<" (less than sign).
3) --- = NOT TESTED.

002201

SPARTON TECHNOLOGY, INC.
COORS ROAD FACILITY
GROUNDWATER MONITORING RESULTS
PART 1 of 4

[---------- mg/l ----------]

YEAR	QUARTER NO.	pH units (6-9)	SPECIFIC CONDUC-TANCE umhos/cm	CHLORIDE (250)	NITRATE AS N (10.0)	SULFATE (600)	TOTAL ORGANIC CARBON	TOTAL ORGANIC HALOGEN as Cl	TOTAL KJELDAHL NITROGEN as N	HEXA-VALENT CHROMIUM	TRI-VALENT CHROMIUM	AMMONIA NITROGEN as N	BORON (0.75)	TOTAL CHROMIUM (0.05)	MANGANESE (0.2)	NICKEL (0.2)	SODIUM
********** WELL NO. 10 (LOWER FLOW ZONE) *********							>>>>> WELL PLUGGED & ABANDONED IN 1989 <<<<<										
1983	4	8.03	694	26	0.1	95	7.6	---	---	---	---	0.1	---	---	0.75	---	---
1984	4	7.74	702	---	0.2	119	3	0.04	0.4	< 0.01	< 0.01	---	< 0.05	0.01	0.93	0.02	---
1985	1	7.73	689	---	---	---	1.7	0.013	---	---	---	---	---	---	---	---	---
1985	2	7.94	702	---	---	---	1.6	0.013	---	---	---	---	---	---	---	---	---
1985	3	7.39	694	28	< 0.1	125	9	0.05	< 0.1	< 0.01	< 0.01	---	0.15	< 0.005	1	< 0.01	---
1985	4	---	---	---	---	---	---	---	---	---	---	---	---	---	---	---	---
1986	1	7.49	678	---	---	---	8.8	0.076	---	---	---	---	---	---	---	---	---
1986	2	7.30	673	---	---	---	10	0.14	---	---	---	---	---	---	---	---	---
1986	3	7.86	681	---	---	---	2.1	0.13	---	---	---	---	---	---	---	---	---
1986	4	---	---	---	---	---	---	---	---	---	---	---	---	---	---	---	---
1987	1	---	---	---	---	---	---	---	---	---	---	---	---	---	---	---	---
1987	2	---	---	---	---	---	---	---	---	---	---	---	---	---	---	---	---
1987	3	7.71	679	44	< 0.1	102	4.7	1.8	0.1	< 0.01	< 0.01	0.1	0.5	< 0.01	1.2	< 0.04	42
1987	4	---	---	---	---	---	---	---	---	---	---	---	---	---	---	---	---
1988	1	---	---	---	---	---	---	---	---	---	---	---	---	---	---	---	---
1988	2	---	---	---	---	---	---	---	---	---	---	---	---	---	---	---	---
1988	3	---	---	---	---	---	---	---	---	---	---	---	---	---	---	---	---
1988	4	---	---	---	---	---	---	---	---	---	---	---	---	---	---	---	---
1989	1	---	---	---	---	---	---	---	---	---	---	---	---	---	---	---	---

NOTES : 1) WHERE STATE STANDARDS EXIST, THEY ARE SHOWN IN PARENTHESES IMMEDIATELY BELOW THE CHEMICAL NAME.
2) IF A COMPOUND WAS NOT DETECTED, THE METHOD DETECTION LIMIT IS SHOWN, PRECEEDED BY A "<" (less than sign).
3) --- = NOT TESTED.

002202

SPARTON TECHNOLOGY, INC.
COORS ROAD FACILITY
GROUNDWATER MONITORING RESULTS
PART 1 of 4

[---------- mg/l ----------]

YEAR	QUARTER NO.	pH units (6-9)	SPECIFIC CONDUC-TANCE umhos/cm	CHLORIDE (250)	NITRATE AS N (10.0)	SULFATE (600)	TOTAL ORGANIC CARBON	TOTAL ORGANIC HALOGEN as Cl	TOTAL KJELDAHL NITROGEN as N	HEXA-VALENT CHROMIUM	TRI-VALENT CHROMIUM	AMMONIA NITROGEN as N	BORON (0.75)	TOTAL CHROMIUM (0.05)	MANGANESE (0.2)	NICKEL (0.2)	SODIUM
********** WELL NO. 11 (LOWER FLOW ZONE) *********							>>>>> WELL PLUGGED & ABANDONED IN 1989 <<<<<										
1983	4	7.89	741	30	< 0.1	97	18	---	---	---	---	< 0.1	---	---	0.76	---	---
1984	4	7.76	699	---	0.5	118	2.2	0.006	0.6	< 0.01	< 0.01	---	< 0.05	0.01	0.78	0.006	---
1985	1	8.01	733	---	---	---	1.7	0.032	---	---	---	---	---	---	---	---	---
1985	2	7.95	752	---	---	---	1.7	0.01	---	---	---	---	---	---	---	---	---
1985	3	7.57	697	29	< 0.1	130	1.7	0.01	< 0.1	< 0.01	< 0.01	---	0.12	< 0.005	0.98	< 0.01	---
1985	4	---	---	---	---	---	---	---	---	---	---	---	---	---	---	---	---
1986	1	7.53	717	---	---	---	4.2	0.014	---	---	---	---	---	---	---	---	---
1986	2	7.38	679	---	---	---	11	0.19	---	---	---	---	---	---	---	---	---
1986	3	7.87	683	---	---	---	2.4	0.058	---	---	---	---	---	---	---	---	---
1986	4	7.76	696	28	< 0.1	110	1.3	0.010	< 0.1	< 0.01	< 0.01	---	0.1	< 0.005	---	< 0.01	43
1987	1	8.18	692	---	---	---	8.5	0.011	---	---	---	---	---	---	---	---	---
1987	2	7.69	660	---	---	---	1.7	< 0.005	---	---	---	---	---	---	---	---	---
1987	3	7.65	639	22	< 0.1	77	3.2	0.038	0.3	< 0.01	< 0.01	0.1	0.14	< 0.01	0.98	< 0.04	42
1987	4	7.55	832	---	---	---	0.4	0.3	---	---	---	---	---	---	---	---	---
1988	1	7.84	666	---	---	---	1.1	0.012	---	---	---	---	---	---	---	---	---
1988	2	7.69	611	---	---	---	1.9	0.021	---	---	---	---	---	---	---	---	---
1988	3	7.60	580	18	< 0.1	85	2.0	0.010	0.4	< 0.01	< 0.01	< 0.1	0.12	< 0.01	0.75	< 0.04	36
1988	4	7.90	597	---	---	---	2.0	< 0.02	---	---	---	---	---	---	---	---	---
1989	1	7.40	605	---	---	---	1.7	< 0.005	---	---	---	---	---	---	---	---	---

NOTES : 1) WHERE STATE STANDARDS EXIST, THEY ARE SHOWN IN PARENTHESES IMMEDIATELY BELOW THE CHEMICAL NAME.
2) IF A COMPOUND WAS NOT DETECTED, THE METHOD DETECTION LIMIT IS SHOWN, PRECEEDED BY A "<" (less than sign).
3) --- = NOT TESTED.

002203

SPARTON TECHNOLOGY, INC.
COORS ROAD FACILITY
GROUNDWATER MONITORING RESULTS
PART 1 of 4

[mg/l]

YEAR	QUARTER NO.	pH units (6-9)	SPECIFIC CONDUC-TANCE umhos/cm	CHLORIDE (250)	NITRATE AS N (10.0)	SULFATE (600)	TOTAL ORGANIC CARBON	TOTAL ORGANIC HALOGEN as Cl	TOTAL KJELDAHL NITROGEN as N	HEXA-VALENT CHROMIUM	TRI-VALENT CHROMIUM	AMMONIA NITROGEN as N	BORON (0.75)	TOTAL CHROMIUM (0.05)	MANGANESE (0.2)	NICKEL (0.2)	SODIUM
********** WELL NO. 12 (UPPER FLOW ZONE) *********																	
1983	4	---	---	---	---	---	---	---	---	---	---	---	---	---	---	---	---
1984	3	7.65	769	23	1.32	136	1.7	0.074	---	< 0.005	< 0.005	< 0.1	0.12	< 0.005	0.98	< 0.01	---
1985	1	---	---	---	---	---	---	---	---	---	---	---	---	---	---	---	---
1985	2	---	---	---	---	---	---	---	---	---	---	---	---	---	---	---	---
1985	3	---	---	---	---	---	---	---	---	---	---	---	---	---	---	---	---
1985	4	---	---	---	---	---	---	---	---	---	---	---	---	---	---	---	---
1986	1	---	---	---	---	---	---	---	---	---	---	---	---	---	---	---	---
1986	2	---	---	---	---	---	---	---	---	---	---	---	---	---	---	---	---
1986	3	---	---	---	---	---	---	---	---	---	---	---	---	---	---	---	---
1986	4	---	---	---	---	---	---	---	---	---	---	---	---	---	---	---	---
1987	1	---	---	---	---	---	---	---	---	---	---	---	---	---	---	---	---
1987	2	---	---	---	---	---	---	---	---	---	---	---	---	---	---	---	---
1987	3	7.91	1050	139	1.7	195	6.3	3.6	0.5	< 0.01	< 0.01	0.4	2.7	< 0.01	0.82	< 0.04	80
1987	4	---	---	---	---	---	---	---	---	---	---	---	---	---	---	---	---
1988	1	---	---	---	---	---	---	---	---	---	---	---	---	---	---	---	---
1988	2	---	---	---	---	---	---	---	---	---	---	---	---	---	---	---	---
1988	3	---	---	---	---	---	---	---	---	---	---	---	---	---	---	---	---
1988	4	---	---	---	---	---	---	---	---	---	---	---	---	---	---	---	---
1989	1	---	---	---	---	---	---	---	---	---	---	---	---	---	---	---	---
1989	2	---	---	---	---	---	---	---	---	---	---	---	---	---	---	---	---
1989	3	---	---	---	---	---	---	---	---	---	---	---	---	---	---	---	---

NOTES : 1) WHERE STATE STANDARDS EXIST, THEY ARE SHOWN IN PARENTHESES IMMEDIATELY BELOW THE CHEMICAL NAME.
2) IF A COMPOUND WAS NOT DETECTED, THE METHOD DETECTION LIMIT IS SHOWN, PRECEEDED BY A "<" (less than sign).
3) --- = NOT TESTED.

002204

SPARTON TECHNOLOGY, INC.
COORS ROAD FACILITY
GROUNDWATER MONITORING RESULTS
PART 1 of 4

[mg/l]

YEAR	QUARTER NO.	pH units (6-9)	SPECIFIC CONDUC-TANCE umhos/cm	CHLORIDE (250)	NITRATE AS N (10.0)	SULFATE (600)	TOTAL ORGANIC CARBON	TOTAL ORGANIC HALOGEN as Cl	TOTAL KJELDAHL NITROGEN as N	HEXA-VALENT CHROMIUM	TRI-VALENT CHROMIUM	AMMONIA NITROGEN as N	BORON (0.75)	TOTAL CHROMIUM (0.05)	MANGANESE (0.2)	NICKEL (0.2)	SODIUM
********** WELL NO. 13 (UPPER FLOW ZONE) *********																	
1983	4	---	---	---	---	---	---	---	---	---	---	---	---	---	---	---	---
1984	4	7.43	1090	---	0.6	148	5.2	3.6	3.1	< 0.01	---	---	2.6	0.038	2	0.04	---
1985	1	---	---	---	---	---	---	---	---	---	---	---	---	---	---	---	---
1985	2	---	---	---	---	---	---	---	---	---	---	---	---	---	---	---	---
1985	3	---	---	---	---	---	---	---	---	---	---	---	---	---	---	---	---
1985	4	---	---	---	---	---	---	---	---	---	---	---	---	---	---	---	---
1986	1	---	---	---	---	---	---	---	---	---	---	---	---	---	---	---	---
1986	2	---	---	---	---	---	---	---	---	---	---	---	---	---	---	---	---
1986	3	---	---	---	---	---	---	---	---	---	---	---	---	---	---	---	---
1986	4	---	---	---	---	---	---	---	---	---	---	---	---	---	---	---	---
1987	1	---	---	---	---	---	---	---	---	---	---	---	---	---	---	---	---
1987	2	---	---	---	---	---	---	---	---	---	---	---	---	---	---	---	---
1987	3	7.73	955	35	4.1	128	3.7	0.79	< 0.1	< 0.01	< 0.01	< 0.1	0.8	< 0.01	0.37	< 0.04	67
1987	4	---	---	---	---	---	---	---	---	---	---	---	---	---	---	---	---
1988	1	---	---	---	---	---	---	---	---	---	---	---	---	---	---	---	---
1988	2	---	---	---	---	---	---	---	---	---	---	---	---	---	---	---	---
1988	3	---	---	---	---	---	---	---	---	---	---	---	---	---	---	---	---
1988	4	---	---	---	---	---	---	---	---	---	---	---	---	---	---	---	---
1989	1	---	---	---	---	---	---	---	---	---	---	---	---	---	---	---	---
1989	2	---	---	---	---	---	---	---	---	---	---	---	---	---	---	---	---
1989	3	---	---	---	---	---	---	---	---	---	---	---	---	---	---	---	---

NOTES : 1) WHERE STATE STANDARDS EXIST, THEY ARE SHOWN IN PARENTHESES IMMEDIATELY BELOW THE CHEMICAL NAME.
2) IF A COMPOUND WAS NOT DETECTED, THE METHOD DETECTION LIMIT IS SHOWN, PRECEEDED BY A "<" (less than sign).
3) --- = NOT TESTED.

002205

SPARTON TECHNOLOGY, INC.
COORS ROAD FACILITY
GROUNDWATER MONITORING RESULTS
PART 1 of 4

YEAR	QUARTER NO.	pH units (6-9)	SPECIFIC CONDUC-TANCE umhos/cm	CHLORIDE (250)	NITRATE AS N (10.0)	SULFATE (600)	TOTAL ORGANIC CARBON	TOTAL ORGANIC HALOGEN as Cl	TOTAL KJELDAHL NITROGEN as N	HEXA-VALENT CHROMIUM	TRI-VALENT CHROMIUM	AMMONIA NITROGEN as N	BORON (0.75)	TOTAL CHROMIUM (0.05)	MANGANESE (0.2)	NICKEL (0.2)	SODIUM
				[mg/l													]
********** WELL NO. 14 (UPPER FLOW ZONE) *********																	
1983	4	---	---	---	---	---	---	---	---	---	---	---	---	---	---	---	---
1984	4	7.61	1290	---	1	192	5.9	3.7	1	0.6	---	---	2	0.58	0.76	0.04	---
1985	1	---	---	---	---	---	---	---	---	---	---	---	---	---	---	---	---
1985	2	---	---	---	---	---	---	---	---	---	---	---	---	---	---	---	---
1985	3	---	---	---	---	---	---	---	---	---	---	---	---	---	---	---	---
1985	4	---	---	---	---	---	---	---	---	---	---	---	---	---	---	---	---
1986	1	---	---	---	---	---	---	---	---	---	---	---	---	---	---	---	---
1986	2	---	---	---	---	---	---	---	---	---	---	---	---	---	---	---	---
1986	3	---	---	---	---	---	---	---	---	---	---	---	---	---	---	---	---
1986	4	7.76	1200	34	3.1	175	3.8	2.3	< 0.1	1.1	< 0.01	---	1.8	1.1	---	0.03	77
1987	1	7.89	1190	---	---	---	2.6	3.5	---	---	---	---	---	---	---	---	---
1987	2	7.43	995	---	---	---	1.7	0.53	---	---	---	---	---	---	---	---	---
1987	3	7.58	877	64	2.7	132	2.7	1	0.1	0.41	0.54	< 0.1	0.82	0.95	0.017	< 0.04	68
1987	4	7.52	991	---	---	---	0.8	1.7	---	---	---	---	---	---	---	---	---
1988	1	12.17	5000	---	---	---	3.1	2.6	---	---	---	---	---	---	---	---	---
1988	2	7.40	3030	---	---	---	3.2	3.8	---	---	---	---	---	---	---	---	---
1988	3	11.90	3410	97	10	66	3.5	3.500	< 0.1	0.70	< 0.01	< 0.1	0.30	0.55	0.014	< 0.04	99
1988	4	12.40	2950	---	---	---	2.5	1.870	---	---	---	---	---	---	---	---	---
1989	1	11.70	3700	---	---	---	2.5	2.420	---	---	---	---	---	---	---	---	---
1989	2	10.50	934	---	---	---	1.6	1.800	---	---	---	---	---	---	---	---	---
1989	3	11.00	1010	92	23	172	2.4	2.170	< 0.5	1.0	< 0.01	---	1.2	0.96	< 0.01	< 0.04	68
1989	4	11.5	1400	---	---	---	2.0	1.270	---	---	---	---	---	---	---	---	---
1990	1	11.4	1080	---	---	---	1.7	1.830	---	---	---	---	---	---	---	---	---
1990	2	11.3	1080	63.5	22.3	167	2.6	1.360	< 0.50	0.90	< 0.10	---	0.87	0.80	< 0.010	< 0.040	59.6

NOTES : 1) WHERE STATE STANDARDS EXIST, THEY ARE SHOWN IN PARENTHESES IMMEDIATELY BELOW THE CHEMICAL NAME.
2) IF A COMPOUND WAS NOT DETECTED, THE METHOD DETECTION LIMIT IS SHOWN, PRECEEDED BY A "<" (less than sign).
3) --- = NOT TESTED.

002206

SPARTON TECHNOLOGY, INC.
COORS ROAD FACILITY
GROUNDWATER MONITORING RESULTS
PART 1 of 4

[mg/l]

YEAR	QUARTER NO.	pH units (6-9)	SPECIFIC CONDUC-TANCE umhos/cm	CHLORIDE (250)	NITRATE AS N (10.0)	SULFATE (600)	TOTAL ORGANIC CARBON	TOTAL ORGANIC HALOGEN as Cl	TOTAL KJELDAHL NITROGEN as N	HEXA-VALENT CHROMIUM	TRI-VALENT CHROMIUM	AMMONIA NITROGEN as N	BORON (0.75)	TOTAL CHROMIUM (0.05)	MANGANESE (0.2)	NICKEL (0.2)	SODIUM
********** WELL NO. 15 (UPPER FLOW ZONE) *********																	
1983	4	---	---	---	---	---	---	---	---	---	---	---	---	---	---	---	---
1984	4	7.68	885	---	4.4	146	2.7	1.1	0.5	< 0.01	---	---	0.16	< 0.005	0.06	< 0.01	---
1985	1	---	---	---	---	---	---	---	---	---	---	---	---	---	---	---	---
1985	2	---	---	---	---	---	---	---	---	---	---	---	---	---	---	---	---
1985	3	---	---	---	---	---	---	---	---	---	---	---	---	---	---	---	---
1985	4	---	---	---	---	---	---	---	---	---	---	---	---	---	---	---	---
1986	1	---	---	---	---	---	---	---	---	---	---	---	---	---	---	---	---
1986	2	---	---	---	---	---	---	---	---	---	---	---	---	---	---	---	---
1986	3	---	---	---	---	---	---	---	---	---	---	---	---	---	---	---	---
1986	4	7.99	853	53	5.6	126	1.3	1.1	< 0.1	< 0.01	< 0.01	---	0.13	< 0.005	---	< 0.01	60
1987	1	8.32	801	---	---	---	1.3	0.42	---	---	---	---	---	---	---	---	---
1987	2	7.60	764	---	---	---	1.1	0.43	---	---	---	---	---	---	---	---	---
1987	3	8.01	812	41	4.7	135	2.4	0.49	< 0.1	< 0.01	< 0.01	< 0.1	0.14	< 0.01	< 0.005	< 0.04	58
1987	4	7.65	790	---	---	---	0.9	0.45	---	---	---	---	---	---	---	---	---
1988	1	8.20	819	---	---	---	1.1	0.29	---	---	---	---	---	---	---	---	---
1988	2	7.78	871	---	---	---	27	0.28	---	---	---	---	---	---	---	---	---
1988	3	7.70	827	63	6.2	122	2.5	0.290	< 0.1	< 0.01	< 0.01	< 0.1	0.12	< 0.01	0.034	< 0.04	61
1988	4	8.30	808	---	---	---	1.6	0.170	---	---	---	---	---	---	---	---	---
1989	1	7.70	874	---	---	---	1.2	0.925	---	---	---	---	---	---	---	---	---
1989	2	7.60	656	---	---	---	0.5	0.220	---	---	---	---	---	---	---	---	---
1989	3	7.70	652	32	4.7	114	1.2	0.270	< 0.5	< 0.01	< 0.01	---	0.15	< 0.01	< 0.01	< 0.04	54
1989	4	7.90	710	---	---	---	1.0	0.180	---	---	---	---	---	---	---	---	---
1990	1	7.8	624	---	---	---	0.9	0.170	---	---	---	---	---	---	---	---	---
1990	2	7.8	653	27.1	4.8	98.8	1.9	0.113	< 0.50	< 0.010	< 0.010	---	0.12	< 0.010	< 0.010	< 0.040	49.2

NOTES : 1) WHERE STATE STANDARDS EXIST, THEY ARE SHOWN IN PARENTHESES IMMEDIATELY BELOW THE CHEMICAL NAME.
2) IF A COMPOUND WAS NOT DETECTED, THE METHOD DETECTION LIMIT IS SHOWN, PRECEEDED BY A "<" (less than sign).
3) --- = NOT TESTED.

002207

SPARTON TECHNOLOGY, INC.
COORS ROAD FACILITY
GROUNDWATER MONITORING RESULTS
PART 1 of 4

[---------- mg/l ----------]

YEAR	QUARTER NO.	pH units (6-9)	SPECIFIC CONDUC-TANCE umhos/cm	CHLORIDE (250)	NITRATE AS N (10.0)	SULFATE (600)	TOTAL ORGANIC CARBON	TOTAL ORGANIC HALOGEN as Cl	TOTAL KJELDAHL NITROGEN as N	HEXA-VALENT CHROMIUM	TRI-VALENT CHROMIUM	AMMONIA NITROGEN as N	BORON (0.75)	TOTAL CHROMIUM (0.05)	MANGANESE (0.2)	NICKEL (0.2)	SODIUM
********** WELL NO. 16 (UPPER FLOW ZONE) *********																	
1983	4	---	---	---	---	---	---	---	---	---	---	---	---	---	---	---	---
1984	4	7.17	5300	---	< 0.1	2180	54	15	310	< 0.01	---	---	14	0.75	17	0.4	---
1985	1	---	---	---	---	---	---	---	---	---	---	---	---	---	---	---	---
1985	2	---	---	---	---	---	---	---	---	---	---	---	---	---	---	---	---
1985	3	---	---	---	---	---	---	---	---	---	---	---	---	---	---	---	---
1985	4	---	---	---	---	---	---	---	---	---	---	---	---	---	---	---	---
1986	1	---	---	---	---	---	---	---	---	---	---	---	---	---	---	---	---
1986	2	---	---	---	---	---	---	---	---	---	---	---	---	---	---	---	---
1986	3	7.30	2930	---	---	---	140	23.3	---	---	---	---	---	---	---	---	---
1986	4	7.02	4920	364	1.4	1610	25	29.3	390	< 0.02	< 0.02	---	18	0.017	---	0.35	220
1987	1	7.61	4530	---	---	---	0.019	31	---	---	---	---	---	---	---	---	---
1987	2	7.15	4040	---	---	---	14	27	---	---	---	---	---	---	---	---	---
1987	3	7.24	3330	231	3.5	1370	14	27	250	< 0.01	< 0.01	230	12	< 0.01	4.1	0.25	188
1987	4	7.27	3700	---	---	---	17	25	---	---	---	---	---	---	---	---	---
1988	1	7.52	3800	---	---	---	10	15	---	---	---	---	---	---	---	---	---
1988	2	7.70	611	---	---	---	13	27	---	---	---	---	---	---	---	---	---
1988	3	7.30	2510	239	6.6	500	19	29.8	107	< 0.01	0.04	90	9.1	0.04	1.6	0.23	160
1988	4	7.50	2340	---	---	---	6.4	18.200	---	---	---	---	---	---	---	---	---
1989	1	7.20	1740	---	---	---	4.4	7.960	---	---	---	---	---	---	---	---	---
1989	2	7.40	1370	---	---	---	8.1	15.300	---	---	---	---	---	---	---	---	---
1989	3	7.70	1420	85	1.2	193	4.2	20.500	86	0.03	0.02	---	3.0	0.05	0.46	0.06	89
1989	4	7.4	1700	---	---	---	5.8	16.7	---	---	---	---	---	---	---	---	---
1990	1	7.4	1430	---	---	---	3.8	16.200	---	---	---	---	---	---	---	---	---
1990	2	7.6	1340	92.3	1.7	189	5.2	10.100	94.3	< 0.010	0.035	---	1.7	0.041	0.088	0.049	83.9

NOTES : 1) WHERE STATE STANDARDS EXIST, THEY ARE SHOWN IN PARENTHESES IMMEDIATELY BELOW THE CHEMICAL NAME.
2) IF A COMPOUND WAS NOT DETECTED, THE METHOD DETECTION LIMIT IS SHOWN, PRECEEDED BY A "<" (less than sign).
3) --- = NOT TESTED.

002208

SPARTON TECHNOLOGY, INC.
COORS ROAD FACILITY
GROUNDWATER MONITORING RESULTS
PART 1 of 4

[---------- mg/l ----------]

YEAR	QUARTER NO.	pH units (6-9)	SPECIFIC CONDUC-TANCE umhos/cm	CHLORIDE (250)	NITRATE AS N (10.0)	SULFATE (600)	TOTAL ORGANIC CARBON	TOTAL ORGANIC HALOGEN as Cl	TOTAL KJELDAHL NITROGEN as N	HEXA-VALENT CHROMIUM	TRI-VALENT CHROMIUM	AMMONIA NITROGEN as N	BORON (0.75)	TOTAL CHROMIUM (0.05)	MANGANESE (0.2)	NICKEL (0.2)	SODIUM
********** WELL NO. 17 (UPPER FLOW ZONE) *********																	
1983	4	---	---	---	---	---	---	---	---	---	---	---	---	---	---	---	---
1984	4	7.90	695	---	< 0.1	98	5.1	3.1	1.5	< 0.01	---	---	0.19	0.27	4.1	0.11	---
1985	1	---	---	---	---	---	---	---	---	---	---	---	---	---	---	---	---
1985	2	---	---	---	---	---	---	---	---	---	---	---	---	---	---	---	---
1985	3	---	---	---	---	---	---	---	---	---	---	---	---	---	---	---	---
1985	4	---	---	---	---	---	---	---	---	---	---	---	---	---	---	---	---
1986	1	---	---	---	---	---	---	---	---	---	---	---	---	---	---	---	---
1986	2	---	---	---	---	---	---	---	---	---	---	---	---	---	---	---	---
1986	3	---	---	---	---	---	---	---	---	---	---	---	---	---	---	---	---
1986	4	---	---	---	---	---	---	---	---	---	---	---	---	---	---	---	---
1987	1	---	---	---	---	---	---	---	---	---	---	---	---	---	---	---	---
1987	2	---	---	---	---	---	---	---	---	---	---	---	---	---	---	---	---
1987	3	7.37	743	32	2.7	116	4.7	2.9	0.8	< 0.01	0.32	0.2	0.12	0.32	2.8	0.13	58
1987	4	---	---	---	---	---	---	---	---	---	---	---	---	---	---	---	---
1988	1	---	---	---	---	---	---	---	---	---	---	---	---	---	---	---	---
1988	2	---	---	---	---	---	---	---	---	---	---	---	---	---	---	---	---
1988	3	---	---	---	---	---	---	---	---	---	---	---	---	---	---	---	---
1988	4	---	---	---	---	---	---	---	---	---	---	---	---	---	---	---	---
1989	1	---	---	---	---	---	---	---	---	---	---	---	---	---	---	---	---
1989	2	---	---	---	---	---	---	---	---	---	---	---	---	---	---	---	---
1989	3	---	---	---	---	---	---	---	---	---	---	---	---	---	---	---	---

NOTES : 1) WHERE STATE STANDARDS EXIST, THEY ARE SHOWN IN PARENTHESES IMMEDIATELY BELOW THE CHEMICAL NAME.
2) IF A COMPOUND WAS NOT DETECTED, THE METHOD DETECTION LIMIT IS SHOWN, PRECEEDED BY A "<" (less than sign).
3) --- = NOT TESTED.

002209

SPARTON TECHNOLOGY, INC.
COORS ROAD FACILITY
GROUNDWATER MONITORING RESULTS
PART 1 of 4

YEAR	QUARTER NO.	pH units (6-9)	SPECIFIC CONDUC-TANCE umhos/cm	CHLORIDE (250)	NITRATE AS N (10.0)	SULFATE (600)	TOTAL ORGANIC CARBON	TOTAL ORGANIC HALOGEN as Cl	TOTAL KJELDAHL NITROGEN as N	HEXA-VALENT CHROMIUM	TRI-VALENT CHROMIUM	AMMONIA NITROGEN as N	BORON (0.75)	TOTAL CHROMIUM (0.05)	MANGANESE (0.2)	NICKEL (0.2)	SODIUM
									mg/l								
********** WELL NO. 18 (UPPER FLOW ZONE) ********* >>>>> WELL CONVERTED TO RECOVERY WELL IN 1989 <<<<<																	
1983	4	---	---	---	---	---	---	---	---	---	---	---	---	---	---	---	---
1984	4	---	---	---	---	---	---	---	---	---	---	---	---	---	---	---	---
1985	1	---	---	---	---	---	---	---	---	---	---	---	---	---	---	---	---
1985	2	---	---	---	---	---	---	---	---	---	---	---	---	---	---	---	---
1985	3	---	---	---	---	---	---	---	---	---	---	---	---	---	---	---	---
1985	4	---	---	---	---	---	---	---	---	---	---	---	---	---	---	---	---
1986	1	---	---	---	---	---	---	---	---	---	---	---	---	---	---	---	---
1986	2	---	---	---	---	---	---	---	---	---	---	---	---	---	---	---	---
1986	3	7.54	760	---	---	---	6.2	4.9	---	---	---	---	---	---	---	---	---
1986	4	7.25	782	31	2.7	129	0.5	6.02	< 0.1	< 0.01	< 0.01	---	0.13	< 0.005	---	< 0.01	57
1987	1	8.24	793	---	---	---	2.4	4.4	---	---	---	---	---	---	---	---	---
1987	2	7.36	798	---	---	---	1.1	1.8	---	---	---	---	---	---	---	---	---
1987	3	7.37	797	33	2.6	108	50	1.9	0.4	< 0.01	0.01	< 0.1	0.15	< 0.01	< 0.005	< 0.04	56
1987	4	7.50	740	---	---	---	2.1	3.2	---	---	---	---	---	---	---	---	---
1988	1	7.55	739	---	---	---	0.8	2.4	---	---	---	---	---	---	---	---	---
1988	2	12.03	7440	---	---	---	2.7	3.6	---	---	---	---	---	---	---	---	---
1988	3	7.50	774	31	3.1	122	3.4	3.780	< 0.1	< 0.01	< 0.01	< 0.1	0.12	< 0.01	0.009	< 0.04	55
1988	4	7.60	637	---	---	---	1.6	2.780	---	---	---	---	---	---	---	---	---
1989	1	---	---	---	---	---	---	---	---	---	---	---	---	---	---	---	---
1989	2	---	---	---	---	---	---	---	---	---	---	---	---	---	---	---	---
1989	3	---	---	---	---	---	---	---	---	---	---	---	---	---	---	---	---

NOTES : 1) WHERE STATE STANDARDS EXIST, THEY ARE SHOWN IN PARENTHESES IMMEDIATELY BELOW THE CHEMICAL NAME.
2) IF A COMPOUND WAS NOT DETECTED, THE METHOD DETECTION LIMIT IS SHOWN, PRECEEDED BY A "<" (less than sign).
3) --- = NOT TESTED.

002210

SPARTON TECHNOLOGY, INC.
COORS ROAD FACILITY
GROUNDWATER MONITORING RESULTS
PART 1 of 4

[---------- mg/l ----------]

YEAR	QUARTER NO.	pH units (6-9)	SPECIFIC CONDUC-TANCE umhos/cm	CHLORIDE (250)	NITRATE AS N (10.0)	SULFATE (600)	TOTAL ORGANIC CARBON	TOTAL ORGANIC HALOGEN as Cl	TOTAL KJELDAHL NITROGEN as N	HEXA-VALENT CHROMIUM	TRI-VALENT CHROMIUM	AMMONIA NITROGEN as N	BORON (0.75)	TOTAL CHROMIUM (0.05)	MANGANESE (0.2)	NICKEL (0.2)	SODIUM
********** WELL NO. 19 (LOWER FLOW ZONE) *********																	
1983	4	---	---	---	---	---	---	---	---	---	---	---	---	---	---	---	---
1984	4	---	---	---	---	---	---	---	---	---	---	---	---	---	---	---	---
1985	1	---	---	---	---	---	---	---	---	---	---	---	---	---	---	---	---
1985	2	---	---	---	---	---	---	---	---	---	---	---	---	---	---	---	---
1985	3	---	---	---	---	---	---	---	---	---	---	---	---	---	---	---	---
1985	4	---	---	---	---	---	---	---	---	---	---	---	---	---	---	---	---
1986	1	---	---	---	---	---	---	---	---	---	---	---	---	---	---	---	---
1986	2	---	---	---	---	---	---	---	---	---	---	---	---	---	---	---	---
1986	3	---	---	---	---	---	---	---	---	---	---	---	---	---	---	---	---
1986	4	7.20	934	58	2.2	145	1.1	3.4	< 0.1	< 0.01	0.043	---	0.3	0.043	---	0.01	92
1987	1	8.18	915	---	---	---	1.7	2.6	---	---	---	---	---	---	---	---	---
1987	2	7.40	884	---	---	---	1.2	1.1	---	---	---	---	---	---	---	---	---
1987	3	7.45	842	54	0.9	110	1.9	2.7	0.2	0.02	0.01	< 0.1	0.33	0.03	0.11	< 0.04	76
1987	4	7.48	870	---	---	---	2	2.7	---	---	---	---	---	---	---	---	---
1988	1	7.56	946	---	---	---	1	1.6	---	---	---	---	---	---	---	---	---
1988	2	7.71	902	---	---	---	1.7	2.7	---	---	---	---	---	---	---	---	---
1988	3	7.50	869	65	1.1	131	3.4	3.830	0.4	0.02	< 0.01	< 0.1	0.33	0.02	0.11	< 0.04	69
1988	4	7.60	753	---	---	---	1.3	1.920	---	---	---	---	---	---	---	---	---
1989	1	7.10	856	---	---	---	1.2	1.920	---	---	---	---	---	---	---	---	---
1989	2	7.70	732	---	---	---	1.1	2.070	---	---	---	---	---	---	---	---	---
1989	3	7.70	745	44	2.0	130	1.4	2.890	< 5.0	< 0.01	0.02	---	0.05	0.02	0.04	< 0.04	61
1989	4	7.5	689	---	---	---	1.5	1.64	---	---	---	---	---	---	---	---	---
1990	1	7.5	644	---	---	---	0.9	1.140	---	---	---	---	---	---	---	---	---
1990	2	7.5	690	30.5	1.9	121	2.3	1.300	< 0.50	< 0.010	< 0.010	---	0.24	< 0.010	0.032	< 0.040	56.4

NOTES : 1) WHERE STATE STANDARDS EXIST, THEY ARE SHOWN IN PARENTHESES IMMEDIATELY BELOW THE CHEMICAL NAME.
2) IF A COMPOUND WAS NOT DETECTED, THE METHOD DETECTION LIMIT IS SHOWN, PRECEEDED BY A "<" (less than sign).
3) --- = NOT TESTED.

SPARTON TECHNOLOGY, INC.
COORS ROAD FACILITY
GROUNDWATER MONITORING RESULTS
PART 1 of 4

[mg/l]

YEAR	QUARTER NO.	pH units (6-9)	SPECIFIC CONDUC-TANCE umhos/cm	CHLORIDE (250)	NITRATE AS N (10.0)	SULFATE (600)	TOTAL ORGANIC CARBON	TOTAL ORGANIC HALOGEN as Cl	TOTAL KJELDAHL NITROGEN as N	HEXA-VALENT CHROMIUM	TRI-VALENT CHROMIUM	AMMONIA NITROGEN as N	BORON (0.75)	TOTAL CHROMIUM (0.05)	MANGANESE (0.2)	NICKEL (0.2)	SODIUM
********** WELL NO. 20 (LOWER FLOW ZONE) *********																	
1983	4	---	---	---	---	---	---	---	---	---	---	---	---	---	---	---	---
1984	4	---	---	---	---	---	---	---	---	---	---	---	---	---	---	---	---
1985	1	---	---	---	---	---	---	---	---	---	---	---	---	---	---	---	---
1985	2	---	---	---	---	---	---	---	---	---	---	---	---	---	---	---	---
1985	3	---	---	---	---	---	---	---	---	---	---	---	---	---	---	---	---
1985	4	---	---	---	---	---	---	---	---	---	---	---	---	---	---	---	---
1986	1	---	---	---	---	---	---	---	---	---	---	---	---	---	---	---	---
1986	2	---	---	---	---	---	---	---	---	---	---	---	---	---	---	---	---
1986	3	---	---	---	---	---	---	---	---	---	---	---	---	---	---	---	---
1986	4	7.48	804	30	0.3	144	1.3	0.19	< 0.1	< 0.01	< 0.01	---	0.15	< 0.005	---	< 0.01	100
1987	1	8.33	789	---	---	---	2.7	0.02	---	---	---	---	---	---	---	---	---
1987	2	7.63	770	---	---	---	1.5	0.43	---	---	---	---	---	---	---	---	---
1987	3	7.76	687	27	0.5	11	1.8	0.04	0.1	< 0.01	< 0.01	< 0.1	0.16	< 0.01	0.35	< 0.04	63
1987	4	7.74	720	---	---	---	1.9	< 0.005	---	---	---	---	---	---	---	---	---
1988	1	7.77	784	---	---	---	1.1	0.02	---	---	---	---	---	---	---	---	---
1988	2	7.76	753	---	---	---	1.5	0.023	---	---	---	---	---	---	---	---	---
1988	3	7.70	704	24	0.4	116	2.6	0.026	< 0.1	< 0.01	< 0.01	< 0.1	0.13	< 0.01	0.31	< 0.04	55
1988	4	7.80	721	---	---	---	1.6	< 0.02	---	---	---	---	---	---	---	---	---
1989	1	7.40	695	---	---	---	1.5	0.027	---	---	---	---	---	---	---	---	---
1989	2	7.60	638	---	---	---	0.9	0.015	---	---	---	---	---	---	---	---	---
1989	3	7.90	717	23	1.0	110	1.7	0.043	< 0.5	< 0.01	< 0.01	---	0.05	< 0.01	< 0.01	< 0.04	< 5
1989	4	8.1	654	---	---	---	1.5	< 0.030	---	---	---	---	---	---	---	---	---
1990	1	8.1	637	---	---	---	1.6	< 0.030	---	---	---	---	---	---	---	---	---
1990	2	7.7	660	21.4	1.1	104	3.1	< 0.030	< 0.50	< 0.010	< 0.010	---	0.13	< 0.010	0.58	< 0.040	48.2

NOTES : 1) WHERE STATE STANDARDS EXIST, THEY ARE SHOWN IN PARENTHESES IMMEDIATELY BELOW THE CHEMICAL NAME.
2) IF A COMPOUND WAS NOT DETECTED, THE METHOD DETECTION LIMIT IS SHOWN, PRECEEDED BY A "<" (less than sign).
3) --- = NOT TESTED.

002212

SPARTON TECHNOLOGY, INC.
COORS ROAD FACILITY
GROUNDWATER MONITORING RESULTS
PART 1 of 4

[---------- mg/l ----------]

YEAR	QUARTER NO.	pH units (6-9)	SPECIFIC CONDUC-TANCE umhos/cm	CHLORIDE (250)	NITRATE AS N (10.0)	SULFATE (600)	TOTAL ORGANIC CARBON	TOTAL ORGANIC HALOGEN as Cl	TOTAL KJELDAHL NITROGEN as N	HEXA-VALENT CHROMIUM	TRI-VALENT CHROMIUM	AMMONIA NITROGEN as N	BORON (0.75)	TOTAL CHROMIUM (0.05)	MANGANESE (0.2)	NICKEL (0.2)	SODIUM
********** WELL NO. 21 (UPPER FLOW ZONE) *********																	
1983	4	---	---	---	---	---	---	---	---	---	---	---	---	---	---	---	---
1984	4	---	---	---	---	---	---	---	---	---	---	---	---	---	---	---	---
1985	1	---	---	---	---	---	---	---	---	---	---	---	---	---	---	---	---
1985	2	---	---	---	---	---	---	---	---	---	---	---	---	---	---	---	---
1985	3	---	---	---	---	---	---	---	---	---	---	---	---	---	---	---	---
1985	4	---	---	---	---	---	---	---	---	---	---	---	---	---	---	---	---
1986	1	---	---	---	---	---	---	---	---	---	---	---	---	---	---	---	---
1986	2	---	---	---	---	---	---	---	---	---	---	---	---	---	---	---	---
1986	3	---	---	---	---	---	---	---	---	---	---	---	---	---	---	---	---
1986	4	7.26	796	30	2.2	141	1	3.5	< 0.1	< 0.01	< 0.01	---	0.12	0.006	---	< 0.01	58
1987	1	8.05	753	---	---	---	1.1	1.8	---	---	---	---	---	---	---	---	---
1987	2	7.56	744	---	---	---	0.9	1.4	---	---	---	---	---	---	---	---	---
1987	3	7.80	746	19	2.8	106	3.2	1.9	< 0.1	< 0.01	< 0.01	0.1	0.14	< 0.01	0.15	< 0.04	54
1987	4	7.61	753	---	---	---	0.2	1.9	---	---	---	---	---	---	---	---	---
1988	1	7.67	729	---	---	---	0.9	1.4	---	---	---	---	---	---	---	---	---
1988	2	7.65	749	---	---	---	0.7	1.3	---	---	---	---	---	---	---	---	---
1988	3	7.60	666	22	2.6	110	2.1	0.910	< 0.1	< 0.01	< 0.01	< 0.1	0.12	< 0.01	0.14	< 0.04	53
1988	4	7.80	682	---	---	---	1.1	1.300	---	---	---	---	---	---	---	---	---
1989	1	7.50	670	---	---	---	0.7	0.202	---	---	---	---	---	---	---	---	---
1989	2	7.60	585	---	---	---	0.9	0.680	---	---	---	---	---	---	---	---	---
1989	3	7.90	587	23	2.7	104	1.4	0.150	< 0.5	< 0.01	0.01	---	0.14	0.01	0.19	< 0.04	49
1989	4	7.7	665	---	---	---	1.3	1.58	---	---	---	---	---	---	---	---	---
1990	1	7.8	581	---	---	---	0.7	1.450	---	---	---	---	---	---	---	---	---
1990	2	7.9	591	19.0	3.1	85.7	1.2	0.677	< 0.50	< 0.010	< 0.010	---	0.17	< 0.010	< 0.010	< 0.040	48.6

NOTES : 1) WHERE STATE STANDARDS EXIST, THEY ARE SHOWN IN PARENTHESES IMMEDIATELY BELOW THE CHEMICAL NAME.
2) IF A COMPOUND WAS NOT DETECTED, THE METHOD DETECTION LIMIT IS SHOWN, PRECEEDED BY A "<" (less than sign).
3) --- = NOT TESTED.

002213

SPARTON TECHNOLOGY, INC.
COORS ROAD FACILITY
GROUNDWATER MONITORING RESULTS
PART 1 of 4

[mg/l]

YEAR	QUARTER NO.	pH units (6-9)	SPECIFIC CONDUC-TANCE umhos/cm	CHLORIDE (250)	NITRATE AS N (10.0)	SULFATE (600)	TOTAL ORGANIC CARBON	TOTAL ORGANIC HALOGEN as Cl	TOTAL KJELDAHL NITROGEN as N	HEXA-VALENT CHROMIUM	TRI-VALENT CHROMIUM	AMMONIA NITROGEN as N	BORON (0.75)	TOTAL CHROMIUM (0.05)	MANGANESE (0.2)	NICKEL (0.2)	SODIUM
********** WELL NO. 22 (UPPER FLOW ZONE) *********																	
1983	4	---	---	---	---	---	---	---	---	---	---	---	---	---	---	---	---
1984	4	---	---	---	---	---	---	---	---	---	---	---	---	---	---	---	---
1985	1	---	---	---	---	---	---	---	---	---	---	---	---	---	---	---	---
1985	2	---	---	---	---	---	---	---	---	---	---	---	---	---	---	---	---
1985	3	---	---	---	---	---	---	---	---	---	---	---	---	---	---	---	---
1985	4	---	---	---	---	---	---	---	---	---	---	---	---	---	---	---	---
1986	1	---	---	---	---	---	---	---	---	---	---	---	---	---	---	---	---
1986	2	---	---	---	---	---	---	---	---	---	---	---	---	---	---	---	---
1986	3	---	---	---	---	---	---	---	---	---	---	---	---	---	---	---	---
1986	4	7.79	741	30	2.1	114	1.6	0.773	0.1	< 0.01	< 0.01	---	0.17	< 0.005	---	0.01	54
1987	1	8.26	743	---	---	---	2.6	0.68	---	---	---	---	---	---	---	---	---
1987	2	7.71	736	---	---	---	1	0.44	---	---	---	---	---	---	---	---	---
1987	3	7.69	678	31	2.4	89	3	0.22	0.2	< 0.01	< 0.01	< 0.1	0.16	< 0.01	0.2	< 0.04	51
1987	4	7.75	718	---	---	---	1.2	0.37	---	---	---	---	---	---	---	---	---
1988	1	7.83	783	---	---	---	0.9	0.43	---	---	---	---	---	---	---	---	---
1988	2	7.65	750	---	---	---	1.3	0.36	---	---	---	---	---	---	---	---	---
1988	3	7.70	702	30	2.9	96	1.7	0.310	0.3	< 0.01	0.04	< 0.1	0.33	0.04	1.9	0.08	121
1988	4	7.90	673	---	---	---	1.8	0.250	---	---	---	---	---	---	---	---	---
1989	1	7.50	653	---	---	---	1.1	0.323	---	---	---	---	---	---	---	---	---
1989	2	7.70	604	---	---	---	1.3	0.230	---	---	---	---	---	---	---	---	---
1989	3	7.90	615	25	4.0	92	1.4	0.034	< 0.5	< 0.01	0.01	---	0.17	0.01	0.03	< 0.04	48
1989	4	7.8	650	---	---	---	1.5	0.265	---	---	---	---	---	---	---	---	---
1990	1	7.7	601	---	---	---	1.4	0.360	---	---	---	---	---	---	---	---	---
1990	2	7.8	633	20.5	2.5	83.0	1.5	0.300	< 0.50	< 0.010	< 0.010	---	0.17	< 0.010	0.024	< 0.040	46.5

NOTES : 1) WHERE STATE STANDARDS EXIST, THEY ARE SHOWN IN PARENTHESES IMMEDIATELY BELOW THE CHEMICAL NAME.
2) IF A COMPOUND WAS NOT DETECTED, THE METHOD DETECTION LIMIT IS SHOWN, PRECEEDED BY A "<" (less than sign).
3) --- = NOT TESTED.

SPARTON TECHNOLOGY, INC.
COORS ROAD FACILITY
GROUNDWATER MONITORING RESULTS
PART 1 of 4

[---------- mg/l ----------]

YEAR	QUARTER NO.	pH units (6-9)	SPECIFIC CONDUC-TANCE umhos/cm	CHLORIDE (250)	NITRATE AS N (10.0)	SULFATE (600)	TOTAL ORGANIC CARBON	TOTAL ORGANIC HALOGEN as Cl	TOTAL KJELDAHL NITROGEN as N	HEXA-VALENT CHROMIUM	TRI-VALENT CHROMIUM	AMMONIA NITROGEN as N	BORON (0.75)	TOTAL CHROMIUM (0.05)	MANGANESE (0.2)	NICKEL (0.2)	SODIUM
********** WELL NO. 23 (UPPER FLOW ZONE) ********* >>>>> WELL CONVERTED TO RECOVERY WELL IN 1989 <<<<<																	
1983	4	---	---	---	---	---	---	---	---	---	---	---	---	---	---	---	---
1984	4	---	---	---	---	---	---	---	---	---	---	---	---	---	---	---	---
1985	1	---	---	---	---	---	---	---	---	---	---	---	---	---	---	---	---
1985	2	---	---	---	---	---	---	---	---	---	---	---	---	---	---	---	---
1985	3	---	---	---	---	---	---	---	---	---	---	---	---	---	---	---	---
1985	4	---	---	---	---	---	---	---	---	---	---	---	---	---	---	---	---
1986	1	---	---	---	---	---	---	---	---	---	---	---	---	---	---	---	---
1986	2	---	---	---	---	---	---	---	---	---	---	---	---	---	---	---	---
1986	3	---	---	---	---	---	---	---	---	---	---	---	---	---	---	---	---
1986	4	6.96	1030	56	2.8	132	1.3	9.3	0.2	0.07	< 0.01	---	0.65	0.072	---	0.03	64
1987	1	7.92	994	---	---	---	11	3.6	---	---	---	---	---	---	---	---	---
1987	2	7.45	860	---	---	---	1	4.2	---	---	---	---	---	---	---	---	---
1987	3	7.53	792	40	2.8	98	2.1	0.74	0.4	< 0.01	< 0.01	0.2	0.58	0.02	0.015	< 0.04	56
1987	4	7.42	1440	---	---	---	4.9	12	---	---	---	---	---	---	---	---	---
1988	1	7.39	1480	---	---	---	2.0	9.8	---	---	---	---	---	---	---	---	---
1988	2	7.37	1220	---	---	---	2.7	4.03	---	---	---	---	---	---	---	---	---
1988	3	7.60	1080	110	2.6	115	6.7	8.420	0.5	0.06	0.55	< 0.1	1.5	0.61	0.097	0.23	65
1988	4	7.40	1110	---	---	---	3.0	7.040	---	---	---	---	---	---	---	---	---
1989	1	---	---	---	---	---	---	---	---	---	---	---	---	---	---	---	---
1989	2	---	---	---	---	---	---	---	---	---	---	---	---	---	---	---	---
1989	3	---	---	---	---	---	---	---	---	---	---	---	---	---	---	---	---

NOTES : 1) WHERE STATE STANDARDS EXIST, THEY ARE SHOWN IN PARENTHESES IMMEDIATELY BELOW THE CHEMICAL NAME.
2) IF A COMPOUND WAS NOT DETECTED, THE METHOD DETECTION LIMIT IS SHOWN, PRECEEDED BY A "<" (less than sign).
3) --- = NOT TESTED.

SPARTON TECHNOLOGY, INC.
COORS ROAD FACILITY
GROUNDWATER MONITORING RESULTS
PART 2 of 4

[ug/l]

YEAR	QUARTER NO.	Acetone	Aceto-nitrile	Acrolein	Acrylo-nitrile	Allyl chloride	Benzene (10)	Bromo-dichloro-methane	Bromo-form	Bromo-methane	Carbon disulfide	Carbon tetra-chloride (10)	Chloro-benzene	Chloro-prene	Chloro-ethane	Chloro-dibromo methane	Chloro-form (100)	Chloro-methane	(DBCP) 1,2-Dibromo-3-chloro-propane
********** WELL NO. 05 (UPPER FLOW ZONE) ********** >>>>> WELL PLUGGED & ABANDONED IN 1989 <<<<<																			
1983	4	160	---	< 100	< 100	---	< 5	< 5	< 5	< 10	---	< 5	< 5	---	< 10	< 5	< 5	< 10	---
1984	4	< 10	---	< 100	< 100	---	< 5	< 5	< 5	< 10	---	< 5	< 5	---	< 10	< 5	< 5	< 10	---
1985	1	---	---	---	---	---	---	---	---	---	---	---	---	---	---	---	---	---	---
1985	2	---	---	---	---	---	---	---	---	---	---	---	---	---	---	---	---	---	---
1985	3	---	---	---	---	---	---	---	---	---	---	---	---	---	---	---	---	---	---
1985	4	---	---	---	---	---	---	---	---	---	---	---	---	---	---	---	---	---	---
1986	1	---	---	---	---	---	---	---	---	---	---	---	---	---	---	---	---	---	---
1986	2	---	---	---	---	---	---	---	---	---	---	---	---	---	---	---	---	---	---
1986	3	---	---	---	---	---	---	---	---	---	---	---	---	---	---	---	---	---	---
1986	4	---	---	---	---	---	---	---	---	---	---	---	---	---	---	---	---	---	---
1987	1	---	---	---	---	---	---	---	---	---	---	---	---	---	---	---	---	---	---
1987	2	---	---	---	---	---	---	---	---	---	---	---	---	---	---	---	---	---	---
1987	3	< 25	---	---	---	---	< 5	< 5	< 5	< 10	< 5	< 5	< 5	---	< 10	< 5	< 5	< 10	---
1987	4	---	---	---	---	---	---	---	---	---	---	---	---	---	---	---	---	---	---
1988	1	---	---	---	---	---	---	---	---	---	---	---	---	---	---	---	---	---	---
1988	2	---	---	---	---	---	---	---	---	---	---	---	---	---	---	---	---	---	---
1988	3	---	---	---	---	---	---	---	---	---	---	---	---	---	---	---	---	---	---
1988	4	---	---	---	---	---	---	---	---	---	---	---	---	---	---	---	---	---	---
1989	1	---	---	---	---	---	---	---	---	---	---	---	---	---	---	---	---	---	---

NOTES : 1) WHERE STATE STANDARDS EXIST, THEY ARE SHOWN IN PARENTHESES IMMEDIATELY BELOW THE CHEMICAL NAME.
2) IF A COMPOUND WAS NOT DETECTED, THE METHOD DETECTION LIMIT IS SHOWN, PRECEEDED BY A "<" (less than sign).
3) --- = NOT TESTED.

002216

SPARTON TECHNOLOGY, INC.
COORS ROAD FACILITY
GROUNDWATER MONITORING RESULTS
PART 2 of 4

[ug/l]

YEAR	QUARTER NO.	Acetone	Aceto-nitrile	Acrolein	Acrylo-nitrile	Allyl chloride	Benzene (10)	Bromo-dichloro-methane	Bromo-form	Bromo-methane	Carbon disulfide	Carbon tetra-chloride (10)	Chloro-benzene	Chloro-prene	Chloro-ethane	Chloro-dibromo methane	Chloro-form (100)	Chloro-methane	(DBCP) 1,2-Dibromo-3-chloro-propane
********** WELL NO. 06 (UPPER FLOW ZONE) ********** >>>>> WELL PLUGGED & ABANDONED IN 1989 <<<<<																			
1983	4	< 10	---	< 1000	< 1000	---	< 50	< 50	< 50	< 100	---	< 50	< 50	---	< 100	< 50	< 50	< 100	---
1984	4	< 10	---	< 100	< 100	---	< 5	< 5	< 5	< 10	---	< 5	< 5	---	< 10	< 5	< 5	< 10	---
1985	1	---	---	---	---	---	---	---	---	---	---	---	---	---	---	---	---	---	---
1985	2	---	---	---	---	---	---	---	---	---	---	---	---	---	---	---	---	---	---
1985	3	---	---	---	---	---	< 5	< 5	< 5	< 10	---	< 5	< 5	---	< 10	< 5	< 5	< 10	---
1985	4	---	---	---	---	---	---	---	---	---	---	---	---	---	---	---	---	---	---
1986	1	---	---	---	---	---	---	---	---	---	---	---	---	---	---	---	---	---	---
1986	2	---	---	---	---	---	---	---	---	---	---	---	---	---	---	---	---	---	---
1986	3	---	---	---	---	---	---	---	---	---	---	---	---	---	---	---	---	---	---
1986	4	---	---	< 300	< 300	---	< 15	< 15	< 15	< 30	---	< 15	< 15	---	< 30	< 15	< 15	< 30	---
1987	1	---	---	---	---	---	---	---	---	---	---	---	---	---	---	---	---	---	---
1987	2	---	---	---	---	---	---	---	---	---	---	---	---	---	---	---	---	---	---
1987	3	< 120	---	---	---	---	< 25	< 25	< 25	< 50	< 25	< 25	< 25	---	< 50	< 25	< 25	< 50	---
1987	4	---	---	---	---	---	---	---	---	---	---	---	---	---	---	---	---	---	---
1988	1	---	---	---	---	---	---	---	---	---	---	---	---	---	---	---	---	---	---
1988	2	---	---	---	---	---	---	---	---	---	---	---	---	---	---	---	---	---	---
1988	3	< 35	---	---	---	---	< 7	< 7	< 7	< 14	< 7	< 7	< 7	---	< 14	< 7	< 7	< 14	---
1988	4	---	---	---	---	---	---	---	---	---	---	---	---	---	---	---	---	---	---
1989	1	---	---	---	---	---	---	---	---	---	---	---	---	---	---	---	---	---	---

NOTES : 1) WHERE STATE STANDARDS EXIST, THEY ARE SHOWN IN PARENTHESES IMMEDIATELY BELOW THE CHEMICAL NAME.
2) IF A COMPOUND WAS NOT DETECTED, THE METHOD DETECTION LIMIT IS SHOWN, PRECEEDED BY A "<" (less than sign).
3) --- = NOT TESTED.

002217

SPARTON TECHNOLOGY, INC.
COORS ROAD FACILITY
GROUNDWATER MONITORING RESULTS
PART 2 of 4

[ug/l]

YEAR	QUARTER NO.	Acetone	Aceto-nitrile	Acrolein	Acrylo-nitrile	Allyl chloride	Benzene (10)	Bromo-dichloro-methane	Bromo-form	Bromo-methane	Carbon disulfide	Carbon tetra-chloride (10)	Chloro-benzene	Chloro-prene	Chloro-ethane	Chloro-dibromo methane	Chloro-form (100)	Chloro-methane	(DBCP) 1,2-Dibromo-3-chloro-propane
********** WELL NO. 07 (UPPER FLOW ZONE) **********																			
1983	4	< 10	---	< 100	< 100	---	< 5	< 5	< 5	< 10	---	< 5	< 5	---	< 10	< 5	< 5	< 10	---
1984	4	< 10	---	< 100	< 100	---	< 5	< 5	< 5	< 10	---	< 5	< 5	---	< 10	< 5	< 5	< 10	---
1985	1	---	---	---	---	---	---	---	---	---	---	---	---	---	---	---	---	---	---
1985	2	---	---	---	---	---	---	---	---	---	---	---	---	---	---	---	---	---	---
1985	3	---	---	---	---	---	---	---	---	---	---	---	---	---	---	---	---	---	---
1985	4	---	---	---	---	---	---	---	---	---	---	---	---	---	---	---	---	---	---
1986	1	---	---	---	---	---	---	---	---	---	---	---	---	---	---	---	---	---	---
1986	2	---	---	---	---	---	---	---	---	---	---	---	---	---	---	---	---	---	---
1986	3	---	---	---	---	---	---	---	---	---	---	---	---	---	---	---	---	---	---
1986	4	---	---	---	---	---	---	---	---	---	---	---	---	---	---	---	---	---	---
1987	1	---	---	---	---	---	---	---	---	---	---	---	---	---	---	---	---	---	---
1987	2	---	---	---	---	---	---	---	---	---	---	---	---	---	---	---	---	---	---
1987	3	< 50	---	---	---	---	< 10	< 10	< 10	< 20	< 10	< 10	< 10	---	< 20	< 10	< 10	< 20	---
1987	4	---	---	---	---	---	---	---	---	---	---	---	---	---	---	---	---	---	---
1988	1	---	---	---	---	---	---	---	---	---	---	---	---	---	---	---	---	---	---
1988	2	---	---	---	---	---	---	---	---	---	---	---	---	---	---	---	---	---	---
1988	3	---	---	---	---	---	---	---	---	---	---	---	---	---	---	---	---	---	---
1988	4	---	---	---	---	---	---	---	---	---	---	---	---	---	---	---	---	---	---
1989	1	---	---	---	---	---	---	---	---	---	---	---	---	---	---	---	---	---	---
1989	2	---	---	---	---	---	---	---	---	---	---	---	---	---	---	---	---	---	---
1989	3	---	---	---	---	---	---	---	---	---	---	---	---	---	---	---	---	---	---

NOTES : 1) WHERE STATE STANDARDS EXIST, THEY ARE SHOWN IN PARENTHESES IMMEDIATELY BELOW THE CHEMICAL NAME.
2) IF A COMPOUND WAS NOT DETECTED, THE METHOD DETECTION LIMIT IS SHOWN, PRECEEDED BY A "<" (less than sign).
3) --- = NOT TESTED.

SPARTON TECHNOLOGY, INC.
COORS ROAD FACILITY
GROUNDWATER MONITORING RESULTS
PART 2 of 4

[ug/l]

YEAR	QUARTER NO.	Acetone	Aceto-nitrile	Acrolein	Acrylo-nitrile	Allyl chloride	Benzene (10)	Bromo-dichloro-methane	Bromo-form	Bromo-methane	Carbon disulfide	Carbon tetra-chloride (10)	Chloro-benzene	Chloro-prene	Chloro-ethane	Chloro-dibromo methane	Chloro-form (100)	Chloro-methane	(DBCP) 1,2-Dibromo-3-chloro-propane
********** WELL NO. 08 (UPPER FLOW ZONE) ********** >>>>> WELL PLUGGED & ABANDONED IN 1989 <<<<<																			
1983	4	< 10	---	< 100	< 100	---	< 5	< 5	< 5	< 10	---	< 5	< 5	---	< 10	< 5	< 5	< 10	---
1984	4	< 10	---	< 100	< 100	---	< 5	< 5	< 5	< 10	---	< 5	< 5	---	< 10	< 5	< 5	< 10	---
1985	1	---	---	---	---	---	---	---	---	---	---	---	---	---	---	---	---	---	---
1985	2	---	---	---	---	---	---	---	---	---	---	---	---	---	---	---	---	---	---
1985	3	---	---	---	---	---	< 5	< 5	< 5	< 10	---	< 5	< 5	---	< 10	< 5	< 5	< 10	---
1985	4	---	---	---	---	---	---	---	---	---	---	---	---	---	---	---	---	---	---
1986	1	---	---	---	---	---	---	---	---	---	---	---	---	---	---	---	---	---	---
1986	2	---	---	---	---	---	---	---	---	---	---	---	---	---	---	---	---	---	---
1986	3	---	---	---	---	---	---	---	---	---	---	---	---	---	---	---	---	---	---
1986	4	---	---	< 100	< 100	---	< 5	< 5	< 5	< 10	---	< 5	< 5	---	< 10	< 5	< 5	< 10	---
1987	1	---	---	---	---	---	---	---	---	---	---	---	---	---	---	---	---	---	---
1987	2	---	---	---	---	---	---	---	---	---	---	---	---	---	---	---	---	---	---
1987	3	< 83	---	---	---	---	< 17	< 17	< 17	< 33	< 17	< 17	< 17	---	< 33	< 17	< 17	< 33	---
1987	4	---	---	---	---	---	---	---	---	---	---	---	---	---	---	---	---	---	---
1988	1	---	---	---	---	---	---	---	---	---	---	---	---	---	---	---	---	---	---
1988	2	---	---	---	---	---	---	---	---	---	---	---	---	---	---	---	---	---	---
1988	3	< 25	---	---	---	---	< 5	< 5	< 5	< 10	< 5	< 5	< 5	---	< 10	< 5	< 5	< 10	---
1988	4	---	---	---	---	---	---	---	---	---	---	---	---	---	---	---	---	---	---
1989	1	---	---	---	---	---	---	---	---	---	---	---	---	---	---	---	---	---	---

NOTES : 1) WHERE STATE STANDARDS EXIST, THEY ARE SHOWN IN PARENTHESES IMMEDIATELY BELOW THE CHEMICAL NAME.
2) IF A COMPOUND WAS NOT DETECTED, THE METHOD DETECTION LIMIT IS SHOWN, PRECEEDED BY A "<" (less than sign).
3) --- = NOT TESTED.

SPARTON TECHNOLOGY, INC.
COORS ROAD FACILITY
GROUNDWATER MONITORING RESULTS
PART 2 of 4

[ug/l]

YEAR	QUARTER NO.	Acetone	Aceto-nitrile	Acrolein	Acrylo-nitrile	Allyl chloride	Benzene (10)	Bromo-dichloro-methane	Bromo-form	Bromo-methane	Carbon disulfide	Carbon tetra-chloride (10)	Chloro-benzene	Chloro-prene	Chloro-ethane	Chloro-dibromo methane	Chloro-form (100)	Chloro-methane	(DBCP) 1,2-Dibromo-3-chloro-propane
********** WELL NO. 09 (UPPER FLOW ZONE) **********																			
1983	4	2300	---	< 100	< 100	---	20	< 5	< 5	< 10	---	< 5	< 5	---	< 10	< 5	< 5	< 10	---
1984	4	33	---	< 100	< 100	---	16	< 5	< 5	< 10	---	< 5	< 5	---	< 10	< 5	57	< 10	---
1985	1	---	---	---	---	---	---	---	---	---	---	---	---	---	---	---	---	---	---
1985	2	---	---	---	---	---	---	---	---	---	---	---	---	---	---	---	---	---	---
1985	3	---	---	---	---	---	7	< 5	< 5	< 10	---	< 5	< 5	---	< 5	< 5	28	< 10	---
1985	4	---	---	---	---	---	---	---	---	---	---	---	---	---	---	---	---	---	---
1986	1	---	---	---	---	---	---	---	---	---	---	---	---	---	---	---	---	---	---
1986	2	---	---	---	---	---	---	---	---	---	---	---	---	---	---	---	---	---	---
1986	3	---	---	---	---	---	---	---	---	---	---	---	---	---	---	---	---	---	---
1986	4	---	---	< 3600	< 3600	---	< 180	< 180	< 180	< 360	---	< 180	< 180	---	< 360	< 180	< 180	< 360	---
1987	1	---	---	---	---	---	---	---	---	---	---	---	---	---	---	---	---	---	---
1987	2	---	---	---	---	---	---	---	---	---	---	---	---	---	---	---	---	---	---
1987	3	< 1200	---	---	---	---	< 250	< 250	< 250	< 500	< 250	< 250	< 250	---	< 500	< 250	< 250	< 500	---
1987	4	---	---	---	---	---	---	---	---	---	---	---	---	---	---	---	---	---	---
1988	1	---	---	---	---	---	---	---	---	---	---	---	---	---	---	---	---	---	---
1988	2	---	---	---	---	---	---	---	---	---	---	---	---	---	---	---	---	---	---
1988	3	< 880	---	---	---	---	< 180	< 180	< 180	< 350	< 180	< 180	< 180	---	< 350	< 180	< 180	< 350	---
1988	4	---	---	---	---	---	---	---	---	---	---	---	---	---	---	---	---	---	---
1989	1	---	---	---	---	---	---	---	---	---	---	---	---	---	---	---	---	---	---
1989	2	---	---	---	---	---	---	---	---	---	---	---	---	---	---	---	---	---	---
1989	3	< 250	< 2500	< 2500	< 2500	< 120	< 120	< 120	< 120	< 250	< 120	< 120	< 120	< 120	< 250	< 120	< 120	< 250	< 120
1989	4	---	---	---	---	---	---	---	---	---	---	---	---	---	---	---	---	---	---
1990	1	---	---	---	---	---	---	---	---	---	---	---	---	---	---	---	---	---	---
1990	2	< 250	< 2500	< 2500	< 2500	< 120	< 120	< 120	< 120	< 250	< 120	< 120	< 120	< 120	< 250	< 120	< 120	< 250	< 120

NOTES : 1) WHERE STATE STANDARDS EXIST, THEY ARE SHOWN IN PARENTHESES IMMEDIATELY BELOW THE CHEMICAL NAME.
2) IF A COMPOUND WAS NOT DETECTED, THE METHOD DETECTION LIMIT IS SHOWN, PRECEEDED BY A "<" (less than sign).
3) --- = NOT TESTED.

SPARTON TECHNOLOGY, INC.
COORS ROAD FACILITY
GROUNDWATER MONITORING RESULTS
PART 2 of 4

[ug/l]

YEAR	QUARTER NO.	Acetone	Aceto-nitrile	Acrolein	Acrylo-nitrile	Allyl chloride	Benzene (10)	Bromo-dichloro-methane	Bromo-form	Bromo-methane	Carbon disulfide	Carbon tetra-chloride (10)	Chloro-benzene	Chloro-prene	Chloro-ethane	Chloro-dibromo methane	Chloro-form (100)	Chloro-methane	(DBCP) 1,2-Dibromo-3-chloro-propane
********** WELL NO. 10 (LOWER FLOW ZONE) **********							>>>>> WELL PLUGGED & ABANDONED IN 1989 <<<<<												
1983	4	< 10	---	< 100	< 100	---	< 5	< 5	< 5	< 10	---	< 5	< 5	---	< 10	< 5	< 5	< 10	---
1984	4	< 10	---	< 100	< 100	---	< 5	< 5	< 5	< 10	---	< 5	< 5	---	< 10	< 5	< 5	16000	---
1985	1	---	---	---	---	---	---	---	---	---	---	---	---	---	---	---	---	---	---
1985	2	---	---	---	---	---	---	---	---	---	---	---	---	---	---	---	---	---	---
1985	3	---	---	---	---	---	< 5	< 5	< 5	< 10	---	< 5	< 5	---	< 10	< 5	< 5	< 10	---
1985	4	---	---	---	---	---	---	---	---	---	---	---	---	---	---	---	---	---	---
1986	1	---	---	---	---	---	---	---	---	---	---	---	---	---	---	---	---	---	---
1986	2	---	---	---	---	---	---	---	---	---	---	---	---	---	---	---	---	---	---
1986	3	---	---	---	---	---	---	---	---	---	---	---	---	---	---	---	---	---	---
1986	4	---	---	---	---	---	---	---	---	---	---	---	---	---	---	---	---	---	---
1987	1	---	---	---	---	---	---	---	---	---	---	---	---	---	---	---	---	---	---
1987	2	---	---	---	---	---	---	---	---	---	---	---	---	---	---	---	---	---	---
1987	3	590	---	---	---	---	< 100	< 100	< 100	< 200	< 100	< 100	< 100	---	< 200	< 100	< 100	< 200	---
1987	4	---	---	---	---	---	---	---	---	---	---	---	---	---	---	---	---	---	---
1988	1	---	---	---	---	---	---	---	---	---	---	---	---	---	---	---	---	---	---
1988	2	---	---	---	---	---	---	---	---	---	---	---	---	---	---	---	---	---	---
1988	3	---	---	---	---	---	---	---	---	---	---	---	---	---	---	---	---	---	---
1988	4	---	---	---	---	---	---	---	---	---	---	---	---	---	---	---	---	---	---
1989	1	---	---	---	---	---	---	---	---	---	---	---	---	---	---	---	---	---	---

NOTES : 1) WHERE STATE STANDARDS EXIST, THEY ARE SHOWN IN PARENTHESES IMMEDIATELY BELOW THE CHEMICAL NAME.
2) IF A COMPOUND WAS NOT DETECTED, THE METHOD DETECTION LIMIT IS SHOWN, PRECEEDED BY A "<" (less than sign).
3) --- = NOT TESTED.

002221

SPARTON TECHNOLOGY, INC.
COORS ROAD FACILITY
GROUNDWATER MONITORING RESULTS
PART 2 of 4

[ug/l]

YEAR	QUARTER NO.	Acetone	Aceto-nitrile	Acrolein	Acrylo-nitrile	Allyl chloride	Benzene (10)	Bromo-dichloro-methane	Bromo-form	Bromo-methane	Carbon disulfide	Carbon tetra-chloride (10)	Chloro-benzene	Chloro-prene	Chloro-ethane	Chloro-dibromo methane	Chloro-form (100)	Chloro-methane	(DBCP) 1,2-Dibromo-3-chloro-propane
********** WELL NO. 11 (LOWER FLOW ZONE) ********** >>>>> WELL PLUGGED & ABANDONED IN 1989 <<<<<																			
1983	4	< 10	---	< 1000	< 1000	---	< 50	< 50	< 50	< 100	---	< 50	< 50	---	< 100	< 50	< 50	< 100	---
1984	4	< 10	---	< 100	< 100	---	< 5	< 5	< 5	< 10	---	< 5	< 5	---	< 10	< 5	< 5	< 10	---
1985	1	---	---	---	---	---	---	---	---	---	---	---	---	---	---	---	---	---	---
1985	2	---	---	---	---	---	---	---	---	---	---	---	---	---	---	---	---	---	---
1985	3	---	---	---	---	---	< 5	< 5	< 5	< 10	---	< 5	< 5	---	< 10	< 5	< 5	< 10	---
1985	4	---	---	---	---	---	---	---	---	---	---	---	---	---	---	---	---	---	---
1986	1	---	---	---	---	---	---	---	---	---	---	---	---	---	---	---	---	---	---
1986	2	---	---	---	---	---	---	---	---	---	---	---	---	---	---	---	---	---	---
1986	3	---	---	---	---	---	---	---	---	---	---	---	---	---	---	---	---	---	---
1986	4	---	---	< 100	< 100	---	< 5	< 5	< 5	< 10	---	< 5	< 5	---	< 10	< 5	< 5	< 10	---
1987	1	---	---	---	---	---	---	---	---	---	---	---	---	---	---	---	---	---	---
1987	2	---	---	---	---	---	---	---	---	---	---	---	---	---	---	---	---	---	---
1987	3	< 25	---	---	---	---	< 5	< 5	< 5	< 10	< 5	< 5	< 5	---	< 10	< 5	< 5	< 10	---
1987	4	---	---	---	---	---	---	---	---	---	---	---	---	---	---	---	---	---	---
1988	1	---	---	---	---	---	---	---	---	---	---	---	---	---	---	---	---	---	---
1988	2	---	---	---	---	---	---	---	---	---	---	---	---	---	---	---	---	---	---
1988	3	< 25	---	---	---	---	< 5	< 5	< 5	< 10	< 5	< 5	< 5	---	< 10	< 5	< 5	< 10	---
1988	4	---	---	---	---	---	---	---	---	---	---	---	---	---	---	---	---	---	---
1989	1	---	---	---	---	---	---	---	---	---	---	---	---	---	---	---	---	---	---

NOTES : 1) WHERE STATE STANDARDS EXIST, THEY ARE SHOWN IN PARENTHESES IMMEDIATELY BELOW THE CHEMICAL NAME.
2) IF A COMPOUND WAS NOT DETECTED, THE METHOD DETECTION LIMIT IS SHOWN, PRECEEDED BY A "<" (less than sign).
3) --- = NOT TESTED.

002222

SPARTON TECHNOLOGY, INC.
COORS ROAD FACILITY
GROUNDWATER MONITORING RESULTS
PART 2 of 4

[ug/l]

YEAR	QUARTER NO.	Acetone	Aceto-nitrile	Acrolein	Acrylo-nitrile	Allyl chloride	Benzene (10)	Bromo-dichloro-methane	Bromo-form	Bromo-methane	Carbon disulfide	Carbon tetra-chloride (10)	Chloro-benzene	Chloro-prene	Chloro-ethane	Chloro-dibromo methane	Chloro-form (100)	Chloro-methane	(DBCP) 1,2-Dibromo-3-chloro-propane
********** WELL NO. 12 (UPPER FLOW ZONE) **********																			
1983	4	---	---	---	---	---	---	---	---	---	---	---	---	---	---	---	---	---	---
1984	3	< 10	---	< 100	< 100	---	< 5	< 5	< 5	< 10	---	< 5	< 5	---	< 10	< 5	< 5	< 10	---
1985	1	---	---	---	---	---	---	---	---	---	---	---	---	---	---	---	---	---	---
1985	2	---	---	---	---	---	---	---	---	---	---	---	---	---	---	---	---	---	---
1985	3	---	---	---	---	---	---	---	---	---	---	---	---	---	---	---	---	---	---
1985	4	---	---	---	---	---	---	---	---	---	---	---	---	---	---	---	---	---	---
1986	1	---	---	---	---	---	---	---	---	---	---	---	---	---	---	---	---	---	---
1986	2	---	---	---	---	---	---	---	---	---	---	---	---	---	---	---	---	---	---
1986	3	---	---	---	---	---	---	---	---	---	---	---	---	---	---	---	---	---	---
1986	4	---	---	---	---	---	---	---	---	---	---	---	---	---	---	---	---	---	---
1987	1	---	---	---	---	---	---	---	---	---	---	---	---	---	---	---	---	---	---
1987	2	---	---	---	---	---	---	---	---	---	---	---	---	---	---	---	---	---	---
1987	3	< 850	---	---	---	---	< 170	< 170	< 170	< 340	< 170	< 170	< 170	---	< 340	< 170	< 170	< 340	---
1987	4	---	---	---	---	---	---	---	---	---	---	---	---	---	---	---	---	---	---
1988	1	---	---	---	---	---	---	---	---	---	---	---	---	---	---	---	---	---	---
1988	2	---	---	---	---	---	---	---	---	---	---	---	---	---	---	---	---	---	---
1988	3	---	---	---	---	---	---	---	---	---	---	---	---	---	---	---	---	---	---
1988	4	---	---	---	---	---	---	---	---	---	---	---	---	---	---	---	---	---	---
1989	1	---	---	---	---	---	---	---	---	---	---	---	---	---	---	---	---	---	---
1989	2	---	---	---	---	---	---	---	---	---	---	---	---	---	---	---	---	---	---
1989	3	---	---	---	---	---	---	---	---	---	---	---	---	---	---	---	---	---	---

NOTES : 1) WHERE STATE STANDARDS EXIST, THEY ARE SHOWN IN PARENTHESES IMMEDIATELY BELOW THE CHEMICAL NAME.
2) IF A COMPOUND WAS NOT DETECTED, THE METHOD DETECTION LIMIT IS SHOWN, PRECEEDED BY A "<" (less than sign).
3) --- = NOT TESTED.

SPARTON TECHNOLOGY, INC.
COORS ROAD FACILITY
GROUNDWATER MONITORING RESULTS
PART 2 of 4

[ug/l]

YEAR	QUARTER NO.	Acetone	Aceto-nitrile	Acrolein	Acrylo-nitrile	Allyl chloride	Benzene (10)	Bromo-dichloro-methane	Bromo-form	Bromo-methane	Carbon disulfide	Carbon tetra-chloride (10)	Chloro-benzene	Chloro-prene	Chloro-ethane	Chloro-dibromo methane	Chloro-form (100)	Chloro-methane	(DBCP) 1,2-Dibromo-3-chloro-propane
********** WELL NO. 13 (UPPER FLOW ZONE) **********																			
1983	4	---	---	---	---	---	---	---	---	---	---	---	---	---	---	---	---	---	---
1984	4	< 10	---	< 100	< 100	---	< 5	< 5	< 5	< 10	---	< 5	< 5	---	< 10	< 5	15	< 10	---
1985	1	---	---	---	---	---	---	---	---	---	---	---	---	---	---	---	---	---	---
1985	2	---	---	---	---	---	---	---	---	---	---	---	---	---	---	---	---	---	---
1985	3	---	---	---	---	---	---	---	---	---	---	---	---	---	---	---	---	---	---
1985	4	---	---	---	---	---	---	---	---	---	---	---	---	---	---	---	---	---	---
1986	1	---	---	---	---	---	---	---	---	---	---	---	---	---	---	---	---	---	---
1986	2	---	---	---	---	---	---	---	---	---	---	---	---	---	---	---	---	---	---
1986	3	---	---	---	---	---	---	---	---	---	---	---	---	---	---	---	---	---	---
1986	4	---	---	---	---	---	---	---	---	---	---	---	---	---	---	---	---	---	---
1987	1	---	---	---	---	---	---	---	---	---	---	---	---	---	---	---	---	---	---
1987	2	---	---	---	---	---	---	---	---	---	---	---	---	---	---	---	---	---	---
1987	3	< 250	---	---	---	---	< 50	< 50	< 50	< 100	< 50	< 50	< 50	---	< 100	< 50	< 50	< 100	---
1987	4	---	---	---	---	---	---	---	---	---	---	---	---	---	---	---	---	---	---
1988	1	---	---	---	---	---	---	---	---	---	---	---	---	---	---	---	---	---	---
1988	2	---	---	---	---	---	---	---	---	---	---	---	---	---	---	---	---	---	---
1988	3	---	---	---	---	---	---	---	---	---	---	---	---	---	---	---	---	---	---
1988	4	---	---	---	---	---	---	---	---	---	---	---	---	---	---	---	---	---	---
1989	1	---	---	---	---	---	---	---	---	---	---	---	---	---	---	---	---	---	---
1989	2	---	---	---	---	---	---	---	---	---	---	---	---	---	---	---	---	---	---
1989	3	---	---	---	---	---	---	---	---	---	---	---	---	---	---	---	---	---	---

NOTES : 1) WHERE STATE STANDARDS EXIST, THEY ARE SHOWN IN PARENTHESES IMMEDIATELY BELOW THE CHEMICAL NAME.
2) IF A COMPOUND WAS NOT DETECTED, THE METHOD DETECTION LIMIT IS SHOWN, PRECEEDED BY A "<" (less than sign).
3) --- = NOT TESTED.

002224

SPARTON TECHNOLOGY, INC.
COORS ROAD FACILITY
GROUNDWATER MONITORING RESULTS
PART 2 of 4

[ug/l]

YEAR	QUARTER NO.	Acetone	Aceto-nitrile	Acrolein	Acrylo-nitrile	Allyl chloride	Benzene (10)	Bromo-dichloro-methane	Bromo-form	Bromo-methane	Carbon disulfide	Carbon tetra-chloride (10)	Chloro-benzene	Chloro-prene	Chloro-ethane	Chloro-dibromo methane	Chloro-form (100)	Chloro-methane	(DBCP) 1,2-Dibromo-3-chloro-propane
********** WELL NO. 14 (UPPER FLOW ZONE) **********																			
1983	4	---	---	---	---	---	---	---	---	---	---	---	---	---	---	---	---	---	---
1984	4	< 10	---	< 100	< 100	---	9	< 5	< 5	< 10	---	< 5	< 5	---	< 10	< 5	34	< 10	---
1985	1	---	---	---	---	---	---	---	---	---	---	---	---	---	---	---	---	---	---
1985	2	---	---	---	---	---	---	---	---	---	---	---	---	---	---	---	---	---	---
1985	3	---	---	---	---	---	---	---	---	---	---	---	---	---	---	---	---	---	---
1985	4	---	---	---	---	---	---	---	---	---	---	---	---	---	---	---	---	---	---
1986	1	---	---	---	---	---	---	---	---	---	---	---	---	---	---	---	---	---	---
1986	2	---	---	---	---	---	---	---	---	---	---	---	---	---	---	---	---	---	---
1986	3	---	---	---	---	---	---	---	---	---	---	---	---	---	---	---	---	---	---
1986	4	---	---	< 100	< 100	---	< 5	< 5	< 5	< 10	---	< 5	< 5	---	< 10	< 5	< 5	< 10	---
1987	1	---	---	---	---	---	---	---	---	---	---	---	---	---	---	---	---	---	---
1987	2	---	---	---	---	---	---	---	---	---	---	---	---	---	---	---	---	---	---
1987	3	< 620	---	---	---	---	< 120	< 120	< 50	< 250	< 120	< 50	< 50	---	< 250	< 120	< 120	< 250	---
1987	4	---	---	---	---	---	---	---	---	---	---	---	---	---	---	---	---	---	---
1988	1	---	---	---	---	---	---	---	---	---	---	---	---	---	---	---	---	---	---
1988	2	---	---	---	---	---	---	---	---	---	---	---	---	---	---	---	---	---	---
1988	3	< 1200	---	---	---	---	< 250	< 250	< 250	< 500	< 250	< 250	< 250	---	< 500	< 250	< 250	< 500	---
1988	4	---	---	---	---	---	---	---	---	---	---	---	---	---	---	---	---	---	---
1989	1	---	---	---	---	---	---	---	---	---	---	---	---	---	---	---	---	---	---
1989	2	---	---	---	---	---	---	---	---	---	---	---	---	---	---	---	---	---	---
1989	3	< 250	< 2500	< 2500	< 2500	< 120	< 120	< 120	< 120	< 250	< 120	< 120	< 120	< 120	< 250	< 120	< 120	< 250	< 120
1989	4	---	---	---	---	---	---	---	---	---	---	---	---	---	---	---	---	---	---
1990	1	---	---	---	---	---	---	---	---	---	---	---	---	---	---	---	---	---	---
1990	2	< 200	< 2000	< 2000	< 2000	< 100	< 100	< 100	< 100	< 200	< 100	< 100	< 100	< 100	< 200	< 100	< 100	< 200	< 100

NOTES : 1) WHERE STATE STANDARDS EXIST, THEY ARE SHOWN IN PARENTHESES IMMEDIATELY BELOW THE CHEMICAL NAME.
2) IF A COMPOUND WAS NOT DETECTED, THE METHOD DETECTION LIMIT IS SHOWN, PRECEEDED BY A "<" (less than sign).
3) --- = NOT TESTED.

SPARTON TECHNOLOGY, INC.
COORS ROAD FACILITY
GROUNDWATER MONITORING RESULTS
PART 2 of 4

[ug/l]

YEAR	QUARTER NO.	Acetone	Aceto-nitrile	Acrolein	Acrylo-nitrile	Allyl chloride	Benzene (10)	Bromo-dichloro-methane	Bromo-form	Bromo-methane	Carbon disulfide	Carbon tetra-chloride (10)	Chloro-benzene	Chloro-prene	Chloro-ethane	Chloro-dibromo methane	Chloro-form (100)	Chloro-methane	(DBCP) 1,2-Dibromo-3-chloro-propane
********** WELL NO. 15 (UPPER FLOW ZONE) **********																			
1983	4	---	---	---	---	---	---	---	---	---	---	---	---	---	---	---	---	---	---
1984	4	< 10	---	< 100	< 100	---	< 5	< 5	< 5	< 10	---	< 5	< 5	---	< 10	< 5	< 5	< 10	---
1985	1	---	---	---	---	---	---	---	---	---	---	---	---	---	---	---	---	---	---
1985	2	---	---	---	---	---	---	---	---	---	---	---	---	---	---	---	---	---	---
1985	3	---	---	---	---	---	---	---	---	---	---	---	---	---	---	---	---	---	---
1985	4	---	---	---	---	---	---	---	---	---	---	---	---	---	---	---	---	---	---
1986	1	---	---	---	---	---	---	---	---	---	---	---	---	---	---	---	---	---	---
1986	2	---	---	---	---	---	---	---	---	---	---	---	---	---	---	---	---	---	---
1986	3	---	---	---	---	---	---	---	---	---	---	---	---	---	---	---	---	---	---
1986	4	---	---	< 600	< 600	---	< 30	< 30	< 30	< 60	---	< 30	< 30	---	< 60	< 30	< 30	< 60	---
1987	1	---	---	---	---	---	---	---	---	---	---	---	---	---	---	---	---	---	---
1987	2	---	---	---	---	---	---	---	---	---	---	---	---	---	---	---	---	---	---
1987	3	< 120	---	---	---	---	< 25	< 25	< 25	< 50	< 25	< 25	< 25	---	< 50	< 25	< 25	< 50	---
1987	4	---	---	---	---	---	---	---	---	---	---	---	---	---	---	---	---	---	---
1988	1	---	---	---	---	---	---	---	---	---	---	---	---	---	---	---	---	---	---
1988	2	---	---	---	---	---	---	---	---	---	---	---	---	---	---	---	---	---	---
1988	3	< 75	---	---	---	---	< 15	< 15	< 15	< 30	< 15	< 15	< 15	---	< 30	< 15	< 15	< 30	---
1988	4	---	---	---	---	---	---	---	---	---	---	---	---	---	---	---	---	---	---
1989	1	---	---	---	---	---	---	---	---	---	---	---	---	---	---	---	---	---	---
1989	2	---	---	---	---	---	---	---	---	---	---	---	---	---	---	---	---	---	---
1989	3	< 20	< 200	< 200	< 200	< 10	< 10	< 10	< 10	< 20	< 10	< 10	< 10	< 10	< 20	< 10	< 10	< 20	< 10
1989	4	---	---	---	---	---	---	---	---	---	---	---	---	---	---	---	---	---	---
1990	1	---	---	---	---	---	---	---	---	---	---	---	---	---	---	---	---	---	---
1990	2	< 10	< 100	< 100	< 100	< 5	< 5	< 5	< 5	< 10	< 5	< 5	< 5	< 5	< 10	< 5	< 5	< 10	< 5

NOTES : 1) WHERE STATE STANDARDS EXIST, THEY ARE SHOWN IN PARENTHESES IMMEDIATELY BELOW THE CHEMICAL NAME.
2) IF A COMPOUND WAS NOT DETECTED, THE METHOD DETECTION LIMIT IS SHOWN, PRECEEDED BY A "<" (less than sign).
3) --- = NOT TESTED.

002226

SPARTON TECHNOLOGY, INC.
COORS ROAD FACILITY
GROUNDWATER MONITORING RESULTS
PART 2 of 4

[ug/l]

YEAR	QUARTER NO.	Acetone	Aceto-nitrile	Acrolein	Acrylo-nitrile	Allyl chloride	Benzene (10)	Bromo-dichloro-methane	Bromo-form	Bromo-methane	Carbon disulfide	Carbon tetra-chloride (10)	Chloro-benzene	Chloro-prene	Chloro-ethane	Chloro-dibromo methane	Chloro-form (100)	Chloro-methane	(DBCP) 1,2-Dibromo-3-chloro-propane
********** WELL NO. 16 (UPPER FLOW ZONE) **********																			
1983	4	---	---	---	---	---	---	---	---	---	---	---	---	---	---	---	---	---	---
1984	4	17000	---	< 100	< 100	---	58	< 5	< 5	< 10	---	< 5	16	---	45	< 5	25	70	---
1985	1	---	---	---	---	---	---	---	---	---	---	---	---	---	---	---	---	---	---
1985	2	---	---	---	---	---	---	---	---	---	---	---	---	---	---	---	---	---	---
1985	3	---	---	---	---	---	---	---	---	---	---	---	---	---	---	---	---	---	---
1985	4	---	---	---	---	---	---	---	---	---	---	---	---	---	---	---	---	---	---
1986	1	---	---	---	---	---	---	---	---	---	---	---	---	---	---	---	---	---	---
1986	2	---	---	---	---	---	---	---	---	---	---	---	---	---	---	---	---	---	---
1986	3	---	---	---	---	---	---	---	---	---	---	---	---	---	---	---	---	---	---
1986	4	---	---	< 25000	< 25000	---	< 1300	< 1300	< 1300	< 2500	---	< 1300	< 1300	---	< 2500	< 1300	< 1300	< 2500	---
1987	1	---	---	---	---	---	---	---	---	---	---	---	---	---	---	---	---	---	---
1987	2	---	---	---	---	---	---	---	---	---	---	---	---	---	---	---	---	---	---
1987	3	< 6200	---	---	---	---	< 1200	< 1200	< 1200	< 2500	< 1200	< 1200	< 1200	---	< 2500	< 1200	< 1200	< 2500	---
1987	4	---	---	---	---	---	---	---	---	---	---	---	---	---	---	---	---	---	---
1988	1	---	---	---	---	---	---	---	---	---	---	---	---	---	---	---	---	---	---
1988	2	---	---	---	---	---	---	---	---	---	---	---	---	---	---	---	---	---	---
1988	3	< 7800	---	---	---	---	< 1600	< 1600	< 1600	< 3100	< 1600	< 1600	< 1600	---	< 3100	< 1600	< 1600	< 3100	---
1988	4	---	---	---	---	---	---	---	---	---	---	---	---	---	---	---	---	---	---
1989	1	---	---	---	---	---	---	---	---	---	---	---	---	---	---	---	---	---	---
1989	2	---	---	---	---	---	---	---	---	---	---	---	---	---	---	---	---	---	---
1989	3	< 500	< 5000	< 5000	< 5000	< 250	< 250	< 250	< 250	< 500	< 250	< 250	< 250	< 250	< 500	< 250	< 250	< 500	< 250
1989	4	---	---	---	---	---	---	---	---	---	---	---	---	---	---	---	---	---	---
1990	1	---	---	---	---	---	---	---	---	---	---	---	---	---	---	---	---	---	---
1990	2	7900	<20000	< 20000	< 20000	< 1000	< 1000	< 1000	< 1000	< 2000	< 1000	< 1000	< 1000	< 1000	< 2000	< 1000	< 1000	< 2000	< 1000

NOTES : 1) WHERE STATE STANDARDS EXIST, THEY ARE SHOWN IN PARENTHESES IMMEDIATELY BELOW THE CHEMICAL NAME.
2) IF A COMPOUND WAS NOT DETECTED, THE METHOD DETECTION LIMIT IS SHOWN, PRECEEDED BY A "<" (less than sign).
3) --- = NOT TESTED.

002227

SPARTON TECHNOLOGY, INC.
COORS ROAD FACILITY
GROUNDWATER MONITORING RESULTS
PART 2 of 4

[ug/l]

YEAR	QUARTER NO.	Acetone	Aceto-nitrile	Acrolein	Acrylo-nitrile	Allyl chloride	Benzene (10)	Bromo-dichloro-methane	Bromo-form	Bromo-methane	Carbon disulfide	Carbon tetra-chloride (10)	Chloro-benzene	Chloro-prene	Chloro-ethane	Chloro-dibromo methane	Chloro-form (100)	Chloro-methane	(DBCP) 1,2-Dibromo-3-chloro-propane
********** WELL NO. 17 (UPPER FLOW ZONE) **********																			
1983	4	---	---	---	---	---	---	---	---	---	---	---	---	---	---	---	---	---	---
1984	4	28	---	< 100	< 100	---	< 5	< 5	< 5	< 10	---	< 5	< 5	---	< 10	< 5	< 5	< 10	---
1985	1	---	---	---	---	---	---	---	---	---	---	---	---	---	---	---	---	---	---
1985	2	---	---	---	---	---	---	---	---	---	---	---	---	---	---	---	---	---	---
1985	3	---	---	---	---	---	---	---	---	---	---	---	---	---	---	---	---	---	---
1985	4	---	---	---	---	---	---	---	---	---	---	---	---	---	---	---	---	---	---
1986	1	---	---	---	---	---	---	---	---	---	---	---	---	---	---	---	---	---	---
1986	2	---	---	---	---	---	---	---	---	---	---	---	---	---	---	---	---	---	---
1986	3	---	---	---	---	---	---	---	---	---	---	---	---	---	---	---	---	---	---
1986	4	---	---	---	---	---	---	---	---	---	---	---	---	---	---	---	---	---	---
1987	1	---	---	---	---	---	---	---	---	---	---	---	---	---	---	---	---	---	---
1987	2	---	---	---	---	---	---	---	---	---	---	---	---	---	---	---	---	---	---
1987	3	< 420	---	---	---	---	< 85	< 85	< 85	< 170	< 85	< 85	< 85	---	< 170	< 85	< 85	< 170	---
1987	4	---	---	---	---	---	---	---	---	---	---	---	---	---	---	---	---	---	---
1988	1	---	---	---	---	---	---	---	---	---	---	---	---	---	---	---	---	---	---
1988	2	---	---	---	---	---	---	---	---	---	---	---	---	---	---	---	---	---	---
1988	3	---	---	---	---	---	---	---	---	---	---	---	---	---	---	---	---	---	---
1988	4	---	---	---	---	---	---	---	---	---	---	---	---	---	---	---	---	---	---
1989	1	---	---	---	---	---	---	---	---	---	---	---	---	---	---	---	---	---	---
1989	2	---	---	---	---	---	---	---	---	---	---	---	---	---	---	---	---	---	---
1989	3	---	---	---	---	---	---	---	---	---	---	---	---	---	---	---	---	---	---

NOTES : 1) WHERE STATE STANDARDS EXIST, THEY ARE SHOWN IN PARENTHESES IMMEDIATELY BELOW THE CHEMICAL NAME.
2) IF A COMPOUND WAS NOT DETECTED, THE METHOD DETECTION LIMIT IS SHOWN, PRECEEDED BY A "<" (less than sign).
3) --- = NOT TESTED.

SPARTON TECHNOLOGY, INC.
COORS ROAD FACILITY
GROUNDWATER MONITORING RESULTS
PART 2 of 4

[ug/l]

YEAR	QUARTER NO.	Acetone	Aceto-nitrile	Acrolein	Acrylo-nitrile	Allyl chloride	Benzene (10)	Bromo-dichloro-methane	Bromo-form	Bromo-methane	Carbon disulfide	Carbon tetra-chloride (10)	Chloro-benzene	Chloro-prene	Chloro-ethane	Chloro-dibromo methane	Chloro-form (100)	Chloro-methane	(DBCP) 1,2-Dibromo-3-chloro-propane
********** WELL NO. 18 (UPPER FLOW ZONE) ********** >>>>> WELL CONVERTED TO RECOVERY WELL IN 1989 <<<<<																			
1983	4	---	---	---	---	---	---	---	---	---	---	---	---	---	---	---	---	---	---
1984	4	---	---	---	---	---	---	---	---	---	---	---	---	---	---	---	---	---	---
1985	1	---	---	---	---	---	---	---	---	---	---	---	---	---	---	---	---	---	---
1985	2	---	---	---	---	---	---	---	---	---	---	---	---	---	---	---	---	---	---
1985	3	---	---	---	---	---	---	---	---	---	---	---	---	---	---	---	---	---	---
1985	4	---	---	---	---	---	---	---	---	---	---	---	---	---	---	---	---	---	---
1986	1	---	---	---	---	---	---	---	---	---	---	---	---	---	---	---	---	---	---
1986	2	---	---	---	---	---	---	---	---	---	---	---	---	---	---	---	---	---	---
1986	3	---	---	---	---	---	---	---	---	---	---	---	---	---	---	---	---	---	---
1986	4	---	---	< 4000	< 4000	---	< 200	< 200	< 200	< 400	---	< 200	< 200	---	< 400	< 200	< 200	< 400	---
1987	1	---	---	---	---	---	---	---	---	---	---	---	---	---	---	---	---	---	---
1987	2	---	---	---	---	---	---	---	---	---	---	---	---	---	---	---	---	---	---
1987	3	< 1200	---	---	---	---	< 250	< 250	< 250	< 500	< 250	< 250	< 250	---	< 500	< 250	< 250	< 500	---
1987	4	---	---	---	---	---	---	---	---	---	---	---	---	---	---	---	---	---	---
1988	1	---	---	---	---	---	---	---	---	---	---	---	---	---	---	---	---	---	---
1988	2	---	---	---	---	---	---	---	---	---	---	---	---	---	---	---	---	---	---
1988	3	< 1200	---	---	---	---	< 250	< 250	< 250	< 500	< 250	< 250	< 250	---	< 500	< 250	< 250	< 500	---
1988	4	---	---	---	---	---	---	---	---	---	---	---	---	---	---	---	---	---	---
1989	1	---	---	---	---	---	---	---	---	---	---	---	---	---	---	---	---	---	---
1989	2	---	---	---	---	---	---	---	---	---	---	---	---	---	---	---	---	---	---
1989	3	---	---	---	---	---	---	---	---	---	---	---	---	---	---	---	---	---	---

NOTES : 1) WHERE STATE STANDARDS EXIST, THEY ARE SHOWN IN PARENTHESES IMMEDIATELY BELOW THE CHEMICAL NAME.
2) IF A COMPOUND WAS NOT DETECTED, THE METHOD DETECTION LIMIT IS SHOWN, PRECEEDED BY A "<" (less than sign).
3) --- = NOT TESTED.

SPARTON TECHNOLOGY, INC.
COORS ROAD FACILITY
GROUNDWATER MONITORING RESULTS
PART 2 of 4

[ug/l]

YEAR	QUARTER NO.	Acetone	Aceto-nitrile	Acrolein	Acrylo-nitrile	Allyl chloride	Benzene (10)	Bromo-dichloro-methane	Bromo-form	Bromo-methane	Carbon disulfide	Carbon tetra-chloride (10)	Chloro-benzene	Chloro-prene	Chloro-ethane	Chloro-dibromo methane	Chloro-form (100)	Chloro-methane	(DBCP) 1,2-Dibromo-3-chloro-propane
********** WELL NO. 19 (LOWER FLOW ZONE) **********																			
1983	4	---	---	---	---	---	---	---	---	---	---	---	---	---	---	---	---	---	---
1984	4	---	---	---	---	---	---	---	---	---	---	---	---	---	---	---	---	---	---
1985	1	---	---	---	---	---	---	---	---	---	---	---	---	---	---	---	---	---	---
1985	2	---	---	---	---	---	---	---	---	---	---	---	---	---	---	---	---	---	---
1985	3	---	---	---	---	---	---	---	---	---	---	---	---	---	---	---	---	---	---
1985	4	---	---	---	---	---	---	---	---	---	---	---	---	---	---	---	---	---	---
1986	1	---	---	---	---	---	---	---	---	---	---	---	---	---	---	---	---	---	---
1986	2	---	---	---	---	---	---	---	---	---	---	---	---	---	---	---	---	---	---
1986	3	---	---	---	---	---	---	---	---	---	---	---	---	---	---	---	---	---	---
1986	4	---	---	< 4000	< 4000	---	< 200	< 200	< 200	< 400	---	< 200	< 200	---	< 400	< 200	< 200	< 400	---
1987	1	---	---	---	---	---	---	---	---	---	---	---	---	---	---	---	---	---	---
1987	2	---	---	---	---	---	---	---	---	---	---	---	---	---	---	---	---	---	---
1987	3	< 1200	---	---	---	---	< 250	< 250	< 250	< 500	< 250	< 250	< 250	---	< 500	< 250	< 250	< 500	---
1987	4	---	---	---	---	---	---	---	---	---	---	---	---	---	---	---	---	---	---
1988	1	---	---	---	---	---	---	---	---	---	---	---	---	---	---	---	---	---	---
1988	2	---	---	---	---	---	---	---	---	---	---	---	---	---	---	---	---	---	---
1988	3	< 880	---	---	---	---	< 180	< 180	< 180	< 350	< 180	< 180	< 180	---	< 350	< 180	< 180	< 350	---
1988	4	---	---	---	---	---	---	---	---	---	---	---	---	---	---	---	---	---	---
1989	1	---	---	---	---	---	---	---	---	---	---	---	---	---	---	---	---	---	---
1989	2	---	---	---	---	---	---	---	---	---	---	---	---	---	---	---	---	---	---
1989	3	< 250	< 2500	< 2500	< 2500	< 120	< 120	< 120	< 120	< 250	< 120	< 120	< 120	< 120	< 250	< 120	< 120	< 250	< 120
1989	4	---	---	---	---	---	---	---	---	---	---	---	---	---	---	---	---	---	---
1990	1	---	---	---	---	---	---	---	---	---	---	---	---	---	---	---	---	---	---
1990	2	< 100	< 1000	< 1000	< 1000	< 50	< 50	< 50	< 50	< 100	< 50	< 50	< 50	< 50	< 100	< 50	< 50	< 100	< 50

NOTES : 1) WHERE STATE STANDARDS EXIST, THEY ARE SHOWN IN PARENTHESES IMMEDIATELY BELOW THE CHEMICAL NAME.
2) IF A COMPOUND WAS NOT DETECTED, THE METHOD DETECTION LIMIT IS SHOWN, PRECEEDED BY A "<" (less than sign).
3) --- = NOT TESTED.

SPARTON TECHNOLOGY, INC.
COORS ROAD FACILITY
GROUNDWATER MONITORING RESULTS
PART 2 of 4

[ug/l]

YEAR	QUARTER NO.	Acetone	Aceto-nitrile	Acrolein	Acrylo-nitrile	Allyl chloride	Benzene (10)	Bromo-dichloro-methane	Bromo-form	Bromo-methane	Carbon disulfide	Carbon tetra-chloride (10)	Chloro-benzene	Chloro-prene	Chloro-ethane	Chloro-dibromo methane	Chloro-form (100)	Chloro-methane	(DBCP) 1,2-Dibromo-3-chloro-propane
********** WELL NO. 20 (LOWER FLOW ZONE) **********																			
1983	4	---	---	---	---	---	---	---	---	---	---	---	---	---	---	---	---	---	---
1984	4	---	---	---	---	---	---	---	---	---	---	---	---	---	---	---	---	---	---
1985	1	---	---	---	---	---	---	---	---	---	---	---	---	---	---	---	---	---	---
1985	2	---	---	---	---	---	---	---	---	---	---	---	---	---	---	---	---	---	---
1985	3	---	---	---	---	---	---	---	---	---	---	---	---	---	---	---	---	---	---
1985	4	---	---	---	---	---	---	---	---	---	---	---	---	---	---	---	---	---	---
1986	1	---	---	---	---	---	---	---	---	---	---	---	---	---	---	---	---	---	---
1986	2	---	---	---	---	---	---	---	---	---	---	---	---	---	---	---	---	---	---
1986	3	---	---	---	---	---	---	---	---	---	---	---	---	---	---	---	---	---	---
1986	4	---	---	< 100	< 100	---	< 5	< 5	< 5	< 10	---	< 5	< 5	---	< 10	< 5	< 5	< 10	---
1987	1	---	---	---	---	---	---	---	---	---	---	---	---	---	---	---	---	---	---
1987	2	---	---	---	---	---	---	---	---	---	---	---	---	---	---	---	---	---	---
1987	3	< 25	---	---	---	---	< 5	< 5	< 5	< 10	< 5	< 5	< 5	---	< 10	< 5	< 5	< 10	---
1987	4	---	---	---	---	---	---	---	---	---	---	---	---	---	---	---	---	---	---
1988	1	---	---	---	---	---	---	---	---	---	---	---	---	---	---	---	---	---	---
1988	2	---	---	---	---	---	---	---	---	---	---	---	---	---	---	---	---	---	---
1988	3	< 25	---	---	---	---	< 5	< 5	< 5	< 10	< 5	< 5	< 5	---	< 10	< 5	< 5	< 10	---
1988	4	---	---	---	---	---	---	---	---	---	---	---	---	---	---	---	---	---	---
1989	1	---	---	---	---	---	---	---	---	---	---	---	---	---	---	---	---	---	---
1989	2	---	---	---	---	---	---	---	---	---	---	---	---	---	---	---	---	---	---
1989	3	< 10	< 100	< 100	< 100	< 5	< 5	< 5	< 5	< 10	< 5	< 5	< 5	< 5	< 10	< 5	< 5	< 10	< 5
1989	4	---	---	---	---	---	---	---	---	---	---	---	---	---	---	---	---	---	---
1990	1	---	---	---	---	---	---	---	---	---	---	---	---	---	---	---	---	---	---
1990	2	< 10	< 100	< 100	< 100	< 5	< 5	< 5	< 5	< 10	< 5	< 5	< 5	< 5	< 10	< 5	< 5	< 10	< 5

NOTES : 1) WHERE STATE STANDARDS EXIST, THEY ARE SHOWN IN PARENTHESES IMMEDIATELY BELOW THE CHEMICAL NAME.
2) IF A COMPOUND WAS NOT DETECTED, THE METHOD DETECTION LIMIT IS SHOWN, PRECEEDED BY A "<" (less than sign).
3) --- = NOT TESTED.

002231

SPARTON TECHNOLOGY, INC.
COORS ROAD FACILITY
GROUNDWATER MONITORING RESULTS
PART 2 of 4

[ug/l]

YEAR	QUARTER NO.	Acetone	Aceto-nitrile	Acrolein	Acrylo-nitrile	Allyl chloride	Benzene (10)	Bromo-dichloro-methane	Bromo-form	Bromo-methane	Carbon disulfide	Carbon tetra-chloride (10)	Chloro-benzene	Chloro-prene	Chloro-ethane	Chloro-dibromo methane	Chloro-form (100)	Chloro-methane	(DBCP) 1,2-Dibromo-3-chloro-propane
********** WELL NO. 21 (UPPER FLOW ZONE) **********																			
1983	4	---	---	---	---	---	---	---	---	---	---	---	---	---	---	---	---	---	---
1984	4	---	---	---	---	---	---	---	---	---	---	---	---	---	---	---	---	---	---
1985	1	---	---	---	---	---	---	---	---	---	---	---	---	---	---	---	---	---	---
1985	2	---	---	---	---	---	---	---	---	---	---	---	---	---	---	---	---	---	---
1985	3	---	---	---	---	---	---	---	---	---	---	---	---	---	---	---	---	---	---
1985	4	---	---	---	---	---	---	---	---	---	---	---	---	---	---	---	---	---	---
1986	1	---	---	---	---	---	---	---	---	---	---	---	---	---	---	---	---	---	---
1986	2	---	---	---	---	---	---	---	---	---	---	---	---	---	---	---	---	---	---
1986	3	---	---	---	---	---	---	---	---	---	---	---	---	---	---	---	---	---	---
1986	4	---	---	< 4000	< 4000	---	< 200	< 200	< 200	< 400	---	< 200	< 200	---	< 400	< 200	< 200	< 400	---
1987	1	---	---	---	---	---	---	---	---	---	---	---	---	---	---	---	---	---	---
1987	2	---	---	---	---	---	---	---	---	---	---	---	---	---	---	---	---	---	---
1987	3	< 500	---	---	---	---	< 100	< 100	< 100	< 200	< 100	< 100	< 100	---	< 200	< 100	< 100	< 200	---
1987	4	---	---	---	---	---	---	---	---	---	---	---	---	---	---	---	---	---	---
1988	1	---	---	---	---	---	---	---	---	---	---	---	---	---	---	---	---	---	---
1988	2	---	---	---	---	---	---	---	---	---	---	---	---	---	---	---	---	---	---
1988	3	< 25	---	---	---	---	< 5	< 5	< 5	< 10	< 5	< 5	< 5	---	< 10	< 5	< 5	< 10	---
1988	4	---	---	---	---	---	---	---	---	---	---	---	---	---	---	---	---	---	---
1989	1	---	---	---	---	---	---	---	---	---	---	---	---	---	---	---	---	---	---
1989	2	---	---	---	---	---	---	---	---	---	---	---	---	---	---	---	---	---	---
1989	3	< 50	< 500	< 500	< 500	< 25	< 25	< 25	< 25	< 50	< 25	< 25	< 25	< 25	< 50	< 25	< 25	< 50	< 25
1989	4	---	---	---	---	---	---	---	---	---	---	---	---	---	---	---	---	---	---
1990	1	---	---	---	---	---	---	---	---	---	---	---	---	---	---	---	---	---	---
1990	2	< 70	< 700	< 700	< 700	< 35	< 35	< 35	< 35	< 70	< 35	< 35	< 35	< 35	< 70	< 35	< 35	< 70	< 35

NOTES : 1) WHERE STATE STANDARDS EXIST, THEY ARE SHOWN IN PARENTHESES IMMEDIATELY BELOW THE CHEMICAL NAME.
2) IF A COMPOUND WAS NOT DETECTED, THE METHOD DETECTION LIMIT IS SHOWN, PRECEEDED BY A "<" (less than sign).
3) --- = NOT TESTED.

SPARTON TECHNOLOGY, INC.
COORS ROAD FACILITY
GROUNDWATER MONITORING RESULTS
PART 2 of 4

[ug/l]

YEAR	QUARTER NO.	Acetone	Aceto-nitrile	Acrolein	Acrylo-nitrile	Allyl chloride	Benzene (10)	Bromo-dichloro-methane	Bromo-form	Bromo-methane	Carbon disulfide	Carbon tetra-chloride (10)	Chloro-benzene	Chloro-prene	Chloro-ethane	Chloro-dibromo methane	Chloro-form (100)	Chloro-methane	(DBCP) 1,2-Dibromo-3-chloro-propane
********** WELL NO. 22 (UPPER FLOW ZONE) **********																			
1983	4	---	---	---	---	---	---	---	---	---	---	---	---	---	---	---	---	---	---
1984	4	---	---	---	---	---	---	---	---	---	---	---	---	---	---	---	---	---	---
1985	1	---	---	---	---	---	---	---	---	---	---	---	---	---	---	---	---	---	---
1985	2	---	---	---	---	---	---	---	---	---	---	---	---	---	---	---	---	---	---
1985	3	---	---	---	---	---	---	---	---	---	---	---	---	---	---	---	---	---	---
1985	4	---	---	---	---	---	---	---	---	---	---	---	---	---	---	---	---	---	---
1986	1	---	---	---	---	---	---	---	---	---	---	---	---	---	---	---	---	---	---
1986	2	---	---	---	---	---	---	---	---	---	---	---	---	---	---	---	---	---	---
1986	3	---	---	---	---	---	---	---	---	---	---	---	---	---	---	---	---	---	---
1986	4	---	---	< 800	< 800	---	< 40	< 40	< 40	< 80	---	< 40	< 40	---	< 80	< 40	< 40	< 80	---
1987	1	---	---	---	---	---	---	---	---	---	---	---	---	---	---	---	---	---	---
1987	2	---	---	---	---	---	---	---	---	---	---	---	---	---	---	---	---	---	---
1987	3	< 120	---	---	---	---	< 25	< 25	< 25	< 50	< 25	< 25	< 25	---	< 50	< 25	< 25	< 50	---
1987	4	---	---	---	---	---	---	---	---	---	---	---	---	---	---	---	---	---	---
1988	1	---	---	---	---	---	---	---	---	---	---	---	---	---	---	---	---	---	---
1988	2	---	---	---	---	---	---	---	---	---	---	---	---	---	---	---	---	---	---
1988	3	< 25	---	---	---	---	< 5	< 5	< 5	< 10	< 5	< 5	< 5	---	< 10	< 5	< 5	< 10	---
1988	4	---	---	---	---	---	---	---	---	---	---	---	---	---	---	---	---	---	---
1989	1	---	---	---	---	---	---	---	---	---	---	---	---	---	---	---	---	---	---
1989	2	---	---	---	---	---	---	---	---	---	---	---	---	---	---	---	---	---	---
1989	3	< 20	< 200	< 200	< 200	< 10	< 10	< 10	< 10	< 20	< 10	< 10	< 10	< 10	< 20	< 10	< 10	< 20	< 10
1989	4	---	---	---	---	---	---	---	---	---	---	---	---	---	---	---	---	---	---
1990	1	---	---	---	---	---	---	---	---	---	---	---	---	---	---	---	---	---	---
1990	2	< 25	< 250	< 250	< 250	< 12	< 12	< 12	< 12	< 25	< 12	< 12	< 12	< 12	< 25	< 12	< 12	< 25	< 12

NOTES : 1) WHERE STATE STANDARDS EXIST, THEY ARE SHOWN IN PARENTHESES IMMEDIATELY BELOW THE CHEMICAL NAME.
2) IF A COMPOUND WAS NOT DETECTED, THE METHOD DETECTION LIMIT IS SHOWN, PRECEEDED BY A "<" (less than sign).
3) --- = NOT TESTED.

SPARTON TECHNOLOGY, INC.
COORS ROAD FACILITY
GROUNDWATER MONITORING RESULTS
PART 2 of 4

[ug/l]

YEAR	QUARTER NO.	Acetone	Aceto-nitrile	Acrolein	Acrylo-nitrile	Allyl chloride	Benzene (10)	Bromo-dichloro-methane	Bromo-form	Bromo-methane	Carbon disulfide	Carbon tetra-chloride (10)	Chloro-benzene	Chloro-prene	Chloro-ethane	Chloro-dibromo methane	Chloro-form (100)	Chloro-methane	(DBCP) 1,2-Dibromo-3-chloro-propane
********** WELL NO. 23 (UPPER FLOW ZONE) ********** >>>>> WELL CONVERTED TO RECOVERY WELL IN 1989 <<<<<																			
1983	4	---	---	---	---	---	---	---	---	---	---	---	---	---	---	---	---	---	---
1984	4	---	---	---	---	---	---	---	---	---	---	---	---	---	---	---	---	---	---
1985	1	---	---	---	---	---	---	---	---	---	---	---	---	---	---	---	---	---	---
1985	2	---	---	---	---	---	---	---	---	---	---	---	---	---	---	---	---	---	---
1985	3	---	---	---	---	---	---	---	---	---	---	---	---	---	---	---	---	---	---
1985	4	---	---	---	---	---	---	---	---	---	---	---	---	---	---	---	---	---	---
1986	1	---	---	---	---	---	---	---	---	---	---	---	---	---	---	---	---	---	---
1986	2	---	---	---	---	---	---	---	---	---	---	---	---	---	---	---	---	---	---
1986	3	---	---	---	---	---	---	---	---	---	---	---	---	---	---	---	---	---	---
1986	4	---	---	< 8000	< 8000	---	< 400	< 400	< 400	< 800	---	< 400	< 400	---	< 800	< 400	< 400	< 800	---
1987	1	---	---	---	---	---	---	---	---	---	---	---	---	---	---	---	---	---	---
1987	2	---	---	---	---	---	---	---	---	---	---	---	---	---	---	---	---	---	---
1987	3	< 850	---	---	---	---	< 170	< 170	< 170	< 340	< 170	< 170	< 170	---	< 340	< 170	< 170	< 340	---
1987	4	---	---	---	---	---	---	---	---	---	---	---	---	---	---	---	---	---	---
1988	1	---	---	---	---	---	---	---	---	---	---	---	---	---	---	---	---	---	---
1988	2	---	---	---	---	---	---	---	---	---	---	---	---	---	---	---	---	---	---
1988	3	< 1800	---	---	---	---	< 350	< 350	< 350	< 700	< 350	< 350	< 350	---	< 700	< 350	< 350	< 700	---
1988	4	---	---	---	---	---	---	---	---	---	---	---	---	---	---	---	---	---	---
1989	1	---	---	---	---	---	---	---	---	---	---	---	---	---	---	---	---	---	---
1989	2	---	---	---	---	---	---	---	---	---	---	---	---	---	---	---	---	---	---
1989	3	---	---	---	---	---	---	---	---	---	---	---	---	---	---	---	---	---	---

NOTES : 1) WHERE STATE STANDARDS EXIST, THEY ARE SHOWN IN PARENTHESES IMMEDIATELY BELOW THE CHEMICAL NAME.
2) IF A COMPOUND WAS NOT DETECTED, THE METHOD DETECTION LIMIT IS SHOWN, PRECEEDED BY A "<" (less than sign).
3) --- = NOT TESTED.

002234

SPARTON TECHNOLOGY, INC.
COORS ROAD FACILITY
GROUNDWATER MONITORING RESULTS
PART 3 of 4

[ug/l]

YEAR	QUARTER NO.	(EDB) 1,2-Dibromoethane (0.1)	Dibromomethane	trans-1,4-Dichloro-2-butene	Dichlorodifluoromethane	1,1-Dichloroethane (25)	1,2-Dichloroethane (10)	trans-1,2-Dichloroethene	1,1-Dichloroethene (5)	Dichloromethane (Methylene chloride) (100)	1,2-Dichloropropane	1,3-Dichloropropene	1,4-Dioxane	Ethylbenzene (750)	Ethylcyanide	2-Hexanone	Iodomethane	Isobutyl alcohol	Methacrylonitrile
********** WELL NO. 05 (UPPER FLOW ZONE) ********** >>>>> WELL PLUGGED & ABANDONED IN 1989 <<<<<																			
1983	4	---	---	---	< 10	7	< 5	< 5	18	< 10	< 5	< 5	---	< 5	---	< 10	---	---	---
1984	4	---	---	---	< 10	< 5	< 5	< 5	7	< 10	< 5	< 5	---	< 5	---	< 10	---	---	---
1985	1	---	---	---	---	---	---	---	---	---	---	---	---	---	---	---	---	---	---
1985	2	---	---	---	---	---	---	---	---	---	---	---	---	---	---	---	---	---	---
1985	3	---	---	---	---	---	---	---	---	---	---	---	---	---	---	---	---	---	---
1985	4	---	---	---	---	---	---	---	---	---	---	---	---	---	---	---	---	---	---
1986	1	---	---	---	---	---	---	---	---	---	---	---	---	---	---	---	---	---	---
1986	2	---	---	---	---	---	---	---	---	---	---	---	---	---	---	---	---	---	---
1986	3	---	---	---	---	---	---	---	---	---	---	---	---	---	---	---	---	---	---
1986	4	---	---	---	---	---	---	---	---	---	---	---	---	---	---	---	---	---	---
1987	1	---	---	---	---	---	---	---	---	---	---	---	---	---	---	---	---	---	---
1987	2	---	---	---	---	---	---	---	---	---	---	---	---	---	---	---	---	---	---
1987	3	---	---	---	---	< 5	< 5	< 5	< 5	< 25	< 5	< 5	---	< 5	---	< 10	---	---	---
1987	4	---	---	---	---	---	---	---	---	---	---	---	---	---	---	---	---	---	---
1988	1	---	---	---	---	---	---	---	---	---	---	---	---	---	---	---	---	---	---
1988	2	---	---	---	---	---	---	---	---	---	---	---	---	---	---	---	---	---	---
1988	3	---	---	---	---	---	---	---	---	---	---	---	---	---	---	---	---	---	---
1988	4	---	---	---	---	---	---	---	---	---	---	---	---	---	---	---	---	---	---
1989	1	---	---	---	---	---	---	---	---	---	---	---	---	---	---	---	---	---	---

NOTES : 1) WHERE STATE STANDARDS EXIST, THEY ARE SHOWN IN PARENTHESES IMMEDIATELY BELOW THE CHEMICAL NAME.
2) IF A COMPOUND WAS NOT FOUND, THE METHOD DETECTION LIMIT IS SHOWN, PRECEEDED BY A "<" (less than sign).
3) --- = NOT TESTED

SPARTON TECHNOLOGY, INC.
COORS ROAD FACILITY
GROUNDWATER MONITORING RESULTS
PART 3 of 4

[ug/l]

YEAR	QUARTER NO.	(EDB) 1,2-Dibromo-ethane (0.1)	Dibromo-methane	trans-1,4-Dichloro-2-butene	Dichloro-difluoro-methane	1,1-Dichloro-ethane (25)	1,2-Dichloro-ethane (10)	trans-1,2-Dichloro-ethene	1,1-Dichloro-ethene (5)	Dichloro-methane (Methylene chloride) (100)	1,2-Dichloro-propane	1,3-Dichloro-propene	1,4-Dioxane	Ethyl-benzene (750)	Ethyl-cyanide	2-Hexanone	Iodo-methane	Isobutyl alcohol	Meth-acrylo-nitrile
********** WELL NO. 06 (UPPER FLOW ZONE) ********** >>>>> WELL PLUGGED & ABANDONED IN 1989 <<<<<																			
1983	4	---	---	---	< 100	< 50	< 50	< 50	< 50	< 100	< 50	< 50	---	< 50	---	< 10	---	---	---
1984	4	---	---	---	< 10	< 5	< 5	< 5	28	< 10	< 5	< 5	---	< 5	---	< 10	---	---	---
1985	1	---	---	---	---	---	---	---	---	---	---	---	---	---	---	---	---	---	---
1985	2	---	---	---	---	---	---	---	---	---	---	---	---	---	---	---	---	---	---
1985	3	---	---	---	---	< 5	< 5	< 5	27	< 10	< 5	< 5	---	< 5	---	---	---	---	---
1985	4	---	---	---	---	---	---	---	---	---	---	---	---	---	---	---	---	---	---
1986	1	---	---	---	---	---	---	---	35	---	---	---	---	---	---	---	---	---	---
1986	2	---	---	---	---	---	---	---	14	---	---	---	---	---	---	---	---	---	---
1986	3	---	---	---	---	---	---	---	46	---	---	---	---	---	---	---	---	---	---
1986	4	---	---	---	---	< 15	< 15	< 15	33	< 30	< 15	< 15	---	< 15	---	---	---	---	---
1987	1	---	---	---	---	---	---	---	27	---	---	---	---	---	---	---	---	---	---
1987	2	---	---	---	---	---	---	---	28	---	---	---	---	---	---	---	---	---	---
1987	3	---	---	---	---	< 25	< 25	< 25	40	< 120	< 25	< 25	---	< 25	---	< 50	---	---	---
1987	4	---	---	---	---	---	---	---	40	---	---	---	---	---	---	---	---	---	---
1988	1	---	---	---	---	---	---	---	21	---	---	---	---	---	---	---	---	---	---
1988	2	---	---	---	---	---	---	---	11	---	---	---	---	---	---	---	---	---	---
1988	3	---	---	---	---	< 7	< 7	< 7	7.9	< 35	< 7	< 7	---	< 7	---	< 14	---	---	---
1988	4	---	---	---	---	---	---	---	11	---	---	---	---	---	---	---	---	---	---
1989	1	---	---	---	---	---	---	---	5.1	---	---	---	---	---	---	---	---	---	---

NOTES : 1) WHERE STATE STANDARDS EXIST, THEY ARE SHOWN IN PARENTHESES IMMEDIATELY BELOW THE CHEMICAL NAME.
2) IF A COMPOUND WAS NOT FOUND, THE METHOD DETECTION LIMIT IS SHOWN, PRECEEDED BY A "<" (less than sign).
3) --- = NOT TESTED

SPARTON TECHNOLOGY, INC.
COORS ROAD FACILITY
GROUNDWATER MONITORING RESULTS
PART 3 of 4

[ug/l]

YEAR	QUARTER NO.	(EDB) 1,2-Dibromoethane (0.1)	Dibromomethane	trans-1,4-Dichloro-2-butene	Dichlorodifluoromethane	1,1-Dichloroethane (25)	1,2-Dichloroethane (10)	trans-1,2-Dichloroethene	1,1-Dichloroethene (5)	Dichloromethane (Methylene chloride) (100)	1,2-Dichloropropane	1,3-Dichloropropene	1,4-Dioxane	Ethylbenzene (750)	Ethylcyanide	2-Hexanone	Iodomethane	Isobutyl alcohol	Methacrylonitrile
********** WELL NO. 07 (UPPER FLOW ZONE) **********																			
1983	4	---	---	---	< 10	< 5	< 5	< 5	17	< 10	< 5	< 5	---	< 5	---	< 10	---	---	---
1984	4	---	---	---	< 10	< 5	< 5	< 5	110	< 10	< 5	< 5	---	< 5	---	< 10	---	---	---
1985	1	---	---	---	---	---	---	---	---	---	---	---	---	---	---	---	---	---	---
1985	2	---	---	---	---	---	---	---	---	---	---	---	---	---	---	---	---	---	---
1985	3	---	---	---	---	---	---	---	---	---	---	---	---	---	---	---	---	---	---
1985	4	---	---	---	---	---	---	---	---	---	---	---	---	---	---	---	---	---	---
1986	1	---	---	---	---	---	---	---	---	---	---	---	---	---	---	---	---	---	---
1986	2	---	---	---	---	---	---	---	---	---	---	---	---	---	---	---	---	---	---
1986	3	---	---	---	---	---	---	---	---	---	---	---	---	---	---	---	---	---	---
1986	4	---	---	---	---	---	---	---	---	---	---	---	---	---	---	---	---	---	---
1987	1	---	---	---	---	---	---	---	---	---	---	---	---	---	---	---	---	---	---
1987	2	---	---	---	---	---	---	---	---	---	---	---	---	---	---	---	---	---	---
1987	3	---	---	---	---	< 10	< 10	< 10	34	< 50	< 10	< 10	---	< 10	---	< 20	---	---	---
1987	4	---	---	---	---	---	---	---	---	---	---	---	---	---	---	---	---	---	---
1988	1	---	---	---	---	---	---	---	---	---	---	---	---	---	---	---	---	---	---
1988	2	---	---	---	---	---	---	---	---	---	---	---	---	---	---	---	---	---	---
1988	3	---	---	---	---	---	---	---	---	---	---	---	---	---	---	---	---	---	---
1988	4	---	---	---	---	---	---	---	---	---	---	---	---	---	---	---	---	---	---
1989	1	---	---	---	---	---	---	---	---	---	---	---	---	---	---	---	---	---	---
1989	2	---	---	---	---	---	---	---	---	---	---	---	---	---	---	---	---	---	---
1989	3	---	---	---	---	---	---	---	---	---	---	---	---	---	---	---	---	---	---

NOTES : 1) WHERE STATE STANDARDS EXIST, THEY ARE SHOWN IN PARENTHESES IMMEDIATELY BELOW THE CHEMICAL NAME.
2) IF A COMPOUND WAS NOT FOUND, THE METHOD DETECTION LIMIT IS SHOWN, PRECEEDED BY A "<" (less than sign).
3) --- = NOT TESTED

SPARTON TECHNOLOGY, INC.
COORS ROAD FACILITY
GROUNDWATER MONITORING RESULTS
PART 3 of 4

[ug/l]

YEAR	QUARTER NO.	(EDB) 1,2-Dibromoethane (0.1)	Dibromomethane	trans-1,4-Dichloro-2-butene	Dichlorodifluoromethane	1,1-Dichloroethane (25)	1,2-Dichloroethane (10)	trans-1,2-Dichloroethene	1,1-Dichloroethene (5)	Dichloromethane (Methylene chloride) (100)	1,2-Dichloropropane	1,3-Dichloropropene	1,4-Dioxane	Ethylbenzene (750)	Ethylcyanide	2-Hexanone	Iodomethane	Isobutyl alcohol	Methacrylonitrile
********** WELL NO. 08 (UPPER FLOW ZONE) ********** >>>>> WELL PLUGGED & ABANDONED IN 1989 <<<<<																			
1983	4	---	---	---	< 10	< 5	< 5	< 5	< 5	< 10	< 5	< 5	---	< 5	---	< 10	---	---	---
1984	4	---	---	---	< 10	< 5	< 5	< 5	22000	< 10	< 5	< 5	---	< 5	---	< 10	---	---	---
1985	1	---	---	---	---	---	---	---	---	---	---	---	---	---	---	---	---	---	---
1985	2	---	---	---	---	---	---	---	---	---	---	---	---	---	---	---	---	---	---
1985	3	---	---	---	---	< 5	< 5	< 5	13	< 10	< 5	< 5	---	< 5	---	---	---	---	---
1985	4	---	---	---	---	---	---	---	---	---	---	---	---	---	---	---	---	---	---
1986	1	---	---	---	---	---	---	---	8.4	---	---	---	---	---	---	---	---	---	---
1986	2	---	---	---	---	---	---	---	13	---	---	---	---	---	---	---	---	---	---
1986	3	---	---	---	---	---	---	---	10	---	---	---	---	---	---	---	---	---	---
1986	4	---	---	---	---	< 5	< 5	< 5	9	< 10	< 5	< 5	---	< 5	---	---	---	---	---
1987	1	---	---	---	---	---	---	---	2	---	---	---	---	---	---	---	---	---	---
1987	2	---	---	---	---	---	---	---	4.2	---	---	---	---	---	---	---	---	---	---
1987	3	---	---	---	---	< 17	< 17	< 17	< 17	< 83	< 17	< 17	---	< 17	---	< 33	---	---	---
1987	4	---	---	---	---	---	---	---	< 7	---	---	---	---	---	---	---	---	---	---
1988	1	---	---	---	---	---	---	---	< 5	---	---	---	---	---	---	---	---	---	---
1988	2	---	---	---	---	---	---	---	< 5	---	---	---	---	---	---	---	---	---	---
1988	3	---	---	---	---	< 5	< 5	< 5	11	< 25	< 5	< 5	---	< 5	---	< 10	---	---	---
1988	4	---	---	---	---	---	---	---	6.7	---	---	---	---	---	---	---	---	---	---
1989	1	---	---	---	---	---	---	---	< 5	---	---	---	---	---	---	---	---	---	---

NOTES : 1) WHERE STATE STANDARDS EXIST, THEY ARE SHOWN IN PARENTHESES IMMEDIATELY BELOW THE CHEMICAL NAME.
2) IF A COMPOUND WAS NOT FOUND, THE METHOD DETECTION LIMIT IS SHOWN, PRECEEDED BY A "<" (less than sign).
3) --- = NOT TESTED

002238

SPARTON TECHNOLOGY, INC.
COORS ROAD FACILITY
GROUNDWATER MONITORING RESULTS
PART 3 of 4

[ug/l]

YEAR	QUARTER NO.	(EDB) 1,2-Dibromo-ethane (0.1)	Dibromo-methane	trans-1,4-Dichloro-2-butene	Dichloro-difluoro-methane	1,1-Dichloro-ethane (25)	1,2-Dichloro-ethane (10)	trans-1,2-Dichloro-ethene	1,1-Dichloro-ethene (5)	Dichloro-methane (Methylene chloride) (100)	1,2-Dichloro-propane	1,3-Dichloro-propene	1,4-Dioxane	Ethyl-benzene (750)	Ethyl-cyanide	2-Hexanone	Iodo-methane	Isobutyl alcohol	Meth-acrylo-nitrile
********** WELL NO. 09 (UPPER FLOW ZONE) **********																			
1983	4	---	---	---	< 10	130	< 5	< 5	2500	9100	< 5	< 5	---	13	---	170	---	---	---
1984	4	---	---	---	< 10	120	< 5	11	1200	5200	< 5	< 5	---	13	---	< 10	---	---	---
1985	1	---	---	---	---	---	---	---	---	---	---	---	---	---	---	---	---	---	---
1985	2	---	---	---	---	---	---	---	---	---	---	---	---	---	---	---	---	---	---
1985	3	---	---	---	---	35	< 5	< 5	1300	1200	< 5	< 5	---	< 5	---	---	---	---	---
1985	4	---	---	---	---	---	---	---	---	---	---	---	---	---	---	---	---	---	---
1986	1	---	---	---	---	---	---	---	1300	---	---	---	---	---	---	---	---	---	---
1986	2	---	---	---	---	---	---	---	1200	---	---	---	---	---	---	---	---	---	---
1986	3	---	---	---	---	---	---	---	740	---	---	---	---	---	---	---	---	---	---
1986	4	---	---	---	---	< 180	< 180	< 180	400	< 360	< 180	< 180	---	< 180	---	---	---	---	---
1987	1	---	---	---	---	---	---	---	310	---	---	---	---	---	---	---	---	---	---
1987	2	---	---	---	---	---	---	---	260	---	---	---	---	---	---	---	---	---	---
1987	3	---	---	---	---	< 250	< 250	< 250	600	< 1200	< 250	< 250	---	< 250	---	< 500	---	---	---
1987	4	---	---	---	---	---	---	---	590	---	---	---	---	---	---	---	---	---	---
1988	1	---	---	---	---	---	---	---	490	---	---	---	---	---	---	---	---	---	---
1988	2	---	---	---	---	---	---	---	350	---	---	---	---	---	---	---	---	---	---
1988	3	---	---	---	---	< 180	< 180	< 180	660	< 880	< 180	< 180	---	< 180	---	< 350	---	---	---
1988	4	---	---	---	---	---	---	---	410	---	---	---	---	---	---	---	---	---	---
1989	1	---	---	---	---	---	---	---	340	---	---	---	---	---	---	---	---	---	---
1989	2	---	---	---	---	---	---	---	320	---	---	---	---	---	---	---	---	---	---
1989	3	< 120	---	< 120	< 250	< 120	< 120	< 120	220	< 120	< 120	< 120	< 2500	< 120	< 120	< 250	< 120	< 2500	< 120
1989	4	---	---	---	---	---	---	---	200	---	---	---	---	---	---	---	---	---	---
1990	1	---	---	---	---	---	---	---	180	---	---	---	---	---	---	---	---	---	---
1990	2	< 120	---	< 120	< 250	< 120	< 120	< 120	260	< 120	< 120	< 120	< 2500	< 120	< 120	< 250	< 120	< 2500	< 120

NOTES : 1) WHERE STATE STANDARDS EXIST, THEY ARE SHOWN IN PARENTHESES IMMEDIATELY BELOW THE CHEMICAL NAME.
2) IF A COMPOUND WAS NOT FOUND, THE METHOD DETECTION LIMIT IS SHOWN, PRECEEDED BY A "<" (less than sign).
3) --- = NOT TESTED

002239

SPARTON TECHNOLOGY, INC.
COORS ROAD FACILITY
GROUNDWATER MONITORING RESULTS
PART 3 of 4

[ug/l]

YEAR	QUARTER NO.	(EDB) 1,2-Dibromoethane (0.1)	Dibromomethane	trans-1,4-Dichloro-2-butene	Dichlorodifluoromethane	1,1-Dichloroethane (25)	1,2-Dichloroethane (10)	trans-1,2-Dichloroethene	1,1-Dichloroethene (5)	Dichloromethane (Methylene chloride) (100)	1,2-Dichloropropane	1,3-Dichloropropene	1,4-Dioxane	Ethylbenzene (750)	Ethylcyanide	2-Hexanone	Iodomethane	Isobutyl alcohol	Methacrylonitrile
********** WELL NO. 10 (LOWER FLOW ZONE) ********** >>>>> WELL PLUGGED & ABANDONED IN 1989 <<<<<																			
1983	4	---	---	---	< 10	< 5	< 5	< 5	< 5	< 10	< 5	< 5	---	< 5	---	< 10	---	---	---
1984	4	---	---	---	< 10	< 5	< 5	< 5	< 5	< 10	< 5	< 5	---	< 5	---	< 10	---	---	---
1985	1	---	---	---	---	---	---	---	---	---	---	---	---	---	---	---	---	---	---
1985	2	---	---	---	---	---	---	---	---	---	---	---	---	---	---	---	---	---	---
1985	3	---	---	---	---	< 5	< 5	< 5	5	< 10	< 5	< 5	---	< 5	---	---	---	---	---
1985	4	---	---	---	---	---	---	---	---	---	---	---	---	---	---	---	---	---	---
1986	1	---	---	---	---	---	---	---	7	---	---	---	---	---	---	---	---	---	---
1986	2	---	---	---	---	---	---	---	46	---	---	---	---	---	---	---	---	---	---
1986	3	---	---	---	---	---	---	---	9.3	---	---	---	---	---	---	---	---	---	---
1986	4	---	---	---	---	---	---	---	---	---	---	---	---	---	---	---	---	---	---
1987	1	---	---	---	---	---	---	---	---	---	---	---	---	---	---	---	---	---	---
1987	2	---	---	---	---	---	---	---	---	---	---	---	---	---	---	---	---	---	---
1987	3	---	---	---	---	< 100	< 100	< 100	190	1900	< 100	< 100	---	< 100	---	< 200	---	---	---
1987	4	---	---	---	---	---	---	---	---	---	---	---	---	---	---	---	---	---	---
1988	1	---	---	---	---	---	---	---	---	---	---	---	---	---	---	---	---	---	---
1988	2	---	---	---	---	---	---	---	---	---	---	---	---	---	---	---	---	---	---
1988	3	---	---	---	---	---	---	---	---	---	---	---	---	---	---	---	---	---	---
1988	4	---	---	---	---	---	---	---	---	---	---	---	---	---	---	---	---	---	---
1989	1	---	---	---	---	---	---	---	---	---	---	---	---	---	---	---	---	---	---

NOTES : 1) WHERE STATE STANDARDS EXIST, THEY ARE SHOWN IN PARENTHESES IMMEDIATELY BELOW THE CHEMICAL NAME.
2) IF A COMPOUND WAS NOT FOUND, THE METHOD DETECTION LIMIT IS SHOWN, PRECEEDED BY A "<" (less than sign).
3) --- = NOT TESTED

002240

SPARTON TECHNOLOGY, INC.
COORS ROAD FACILITY
GROUNDWATER MONITORING RESULTS
PART 3 of 4

[ug/l]

YEAR	QUARTER NO.	(EDB) 1,2-Dibromoethane (0.1)	Dibromomethane	trans-1,4-Dichloro-2-butene	Dichlorodifluoromethane	1,1-Dichloroethane (25)	1,2-Dichloroethane (10)	trans-1,2-Dichloroethene	1,1-Dichloroethene (5)	Dichloromethane (Methylene chloride) (100)	1,2-Dichloropropane	1,3-Dichloropropene	1,4-Dioxane	Ethylbenzene (750)	Ethylcyanide	2-Hexanone	Iodomethane	Isobutyl alcohol	Methacrylonitrile
********** WELL NO. 11 (LOWER FLOW ZONE) **********							>>>>> WELL PLUGGED & ABANDONED IN 1989 <<<<<												
1983	4	---	---	---	< 100	< 50	< 50	< 50	< 50	420	< 50	< 50	---	< 50	---	< 10	---	---	---
1984	4	---	---	---	< 10	< 5	< 5	< 5	< 5	< 10	< 5	< 5	---	< 5	---	< 10	---	---	---
1985	1	---	---	---	---	---	---	---	---	---	---	---	---	---	---	---	---	---	---
1985	2	---	---	---	---	---	---	---	---	---	---	---	---	---	---	---	---	---	---
1985	3	---	---	---	---	< 5	< 5	< 5	< 5	< 10	< 5	< 5	---	< 5	---	---	---	---	---
1985	4	---	---	---	---	---	---	---	---	---	---	---	---	---	---	---	---	---	---
1986	1	---	---	---	---	---	---	---	< 1	---	---	---	---	---	---	---	---	---	---
1986	2	---	---	---	---	---	---	---	< 1	---	---	---	---	---	---	---	---	---	---
1986	3	---	---	---	---	---	---	---	< 1	---	---	---	---	---	---	---	---	---	---
1986	4	---	---	---	---	< 5	< 5	< 5	< 5	< 10	< 5	< 5	---	< 5	---	---	---	---	---
1987	1	---	---	---	---	---	---	---	< 1	---	---	---	---	---	---	---	---	---	---
1987	2	---	---	---	---	---	---	---	< 0.5	---	---	---	---	---	---	---	---	---	---
1987	3	---	---	---	---	< 5	< 5	< 5	< 5	< 25	< 5	< 5	---	< 5	---	< 10	---	---	---
1987	4	---	---	---	---	---	---	---	< 5	---	---	---	---	---	---	---	---	---	---
1988	1	---	---	---	---	---	---	---	< 5	---	---	---	---	---	---	---	---	---	---
1988	2	---	---	---	---	---	---	---	< 16	---	---	---	---	---	---	---	---	---	---
1988	3	---	---	---	---	< 5	< 5	< 5	< 5	< 25	< 5	< 5	---	< 5	---	< 10	---	---	---
1988	4	---	---	---	---	---	---	---	< 5	---	---	---	---	---	---	---	---	---	---
1989	1	---	---	---	---	---	---	---	< 5	---	---	---	---	---	---	---	---	---	---

NOTES : 1) WHERE STATE STANDARDS EXIST, THEY ARE SHOWN IN PARENTHESES IMMEDIATELY BELOW THE CHEMICAL NAME.
2) IF A COMPOUND WAS NOT FOUND, THE METHOD DETECTION LIMIT IS SHOWN, PRECEEDED BY A "<" (less than sign).
3) --- = NOT TESTED

002241

SPARTON TECHNOLOGY, INC.
COORS ROAD FACILITY
GROUNDWATER MONITORING RESULTS
PART 3 of 4

[ug/l]

YEAR	QUARTER NO.	(EDB) 1,2-Dibromoethane (0.1)	Dibromomethane	trans-1,4-Dichloro-2-butene	Dichlorodifluoromethane	1,1-Dichloroethane (25)	1,2-Dichloroethane (10)	trans-1,2-Dichloroethene	1,1-Dichloroethene (5)	Dichloromethane (Methylene chloride) (100)	1,2-Dichloropropane	1,3-Dichloropropene	1,4-Dioxane	Ethylbenzene (750)	Ethylcyanide	2-Hexanone	Iodomethane	Isobutyl alcohol	Methacrylonitrile
********** WELL NO. 12 (UPPER FLOW ZONE) **********																			
1983	4	---	---	---	---	---	---	---	---	---	---	---	---	---	---	---	---	---	---
1984	3	---	---	---	< 10	< 5	< 5	< 5	< 5	20	< 5	< 5	---	< 5	---	< 10	---	---	---
1985	1	---	---	---	---	---	---	---	---	---	---	---	---	---	---	---	---	---	---
1985	2	---	---	---	---	---	---	---	---	---	---	---	---	---	---	---	---	---	---
1985	3	---	---	---	---	---	---	---	---	---	---	---	---	---	---	---	---	---	---
1985	4	---	---	---	---	---	---	---	---	---	---	---	---	---	---	---	---	---	---
1986	1	---	---	---	---	---	---	---	---	---	---	---	---	---	---	---	---	---	---
1986	2	---	---	---	---	---	---	---	---	---	---	---	---	---	---	---	---	---	---
1986	3	---	---	---	---	---	---	---	---	---	---	---	---	---	---	---	---	---	---
1986	4	---	---	---	---	---	---	---	---	---	---	---	---	---	---	---	---	---	---
1987	1	---	---	---	---	---	---	---	---	---	---	---	---	---	---	---	---	---	---
1987	2	---	---	---	---	---	---	---	---	---	---	---	---	---	---	---	---	---	---
1987	3	---	---	---	---	< 170	< 170	< 170	380	850	< 170	< 170	---	< 170	---	< 340	---	---	---
1987	4	---	---	---	---	---	---	---	---	---	---	---	---	---	---	---	---	---	---
1988	1	---	---	---	---	---	---	---	---	---	---	---	---	---	---	---	---	---	---
1988	2	---	---	---	---	---	---	---	---	---	---	---	---	---	---	---	---	---	---
1988	3	---	---	---	---	---	---	---	---	---	---	---	---	---	---	---	---	---	---
1988	4	---	---	---	---	---	---	---	---	---	---	---	---	---	---	---	---	---	---
1989	1	---	---	---	---	---	---	---	---	---	---	---	---	---	---	---	---	---	---
1989	2	---	---	---	---	---	---	---	---	---	---	---	---	---	---	---	---	---	---
1989	3	---	---	---	---	---	---	---	---	---	---	---	---	---	---	---	---	---	---

NOTES : 1) WHERE STATE STANDARDS EXIST, THEY ARE SHOWN IN PARENTHESES IMMEDIATELY BELOW THE CHEMICAL NAME.
2) IF A COMPOUND WAS NOT FOUND, THE METHOD DETECTION LIMIT IS SHOWN, PRECEEDED BY A "<" (less than sign).
3) --- = NOT TESTED

SPARTON TECHNOLOGY, INC.
COORS ROAD FACILITY
GROUNDWATER MONITORING RESULTS
PART 3 of 4

[ug/l]

YEAR	QUARTER NO.	(EDB) 1,2-Dibromoethane (0.1)	Dibromomethane	trans-1,4-Dichloro-2-butene	Dichlorodifluoromethane	1,1-Dichloroethane (25)	1,2-Dichloroethane (10)	trans-1,2-Dichloroethene	1,1-Dichloroethene (5)	Dichloromethane (Methylene chloride) (100)	1,2-Dichloropropane	1,3-Dichloropropene	1,4-Dioxane	Ethylbenzene (750)	Ethylcyanide	2-Hexanone	Iodomethane	Isobutyl alcohol	Methacrylonitrile
********** WELL NO. 13 (UPPER FLOW ZONE) **********																			
1983	4	---	---	---	---	---	---	---	---	---	---	---	---	---	---	---	---	---	---
1984	4	---	---	---	< 10	13	< 5	< 5	820	1700	< 5	< 5	---	< 5	---	< 10	---	---	---
1985	1	---	---	---	---	---	---	---	---	---	---	---	---	---	---	---	---	---	---
1985	2	---	---	---	---	---	---	---	---	---	---	---	---	---	---	---	---	---	---
1985	3	---	---	---	---	---	---	---	---	---	---	---	---	---	---	---	---	---	---
1985	4	---	---	---	---	---	---	---	---	---	---	---	---	---	---	---	---	---	---
1986	1	---	---	---	---	---	---	---	---	---	---	---	---	---	---	---	---	---	---
1986	2	---	---	---	---	---	---	---	---	---	---	---	---	---	---	---	---	---	---
1986	3	---	---	---	---	---	---	---	---	---	---	---	---	---	---	---	---	---	---
1986	4	---	---	---	---	---	---	---	---	---	---	---	---	---	---	---	---	---	---
1987	1	---	---	---	---	---	---	---	---	---	---	---	---	---	---	---	---	---	---
1987	2	---	---	---	---	---	---	---	---	---	---	---	---	---	---	---	---	---	---
1987	3	---	---	---	---	< 50	< 50	< 50	120	< 250	< 50	< 50	---	< 50	---	< 100	---	---	---
1987	4	---	---	---	---	---	---	---	---	---	---	---	---	---	---	---	---	---	---
1988	1	---	---	---	---	---	---	---	---	---	---	---	---	---	---	---	---	---	---
1988	2	---	---	---	---	---	---	---	---	---	---	---	---	---	---	---	---	---	---
1988	3	---	---	---	---	---	---	---	---	---	---	---	---	---	---	---	---	---	---
1988	4	---	---	---	---	---	---	---	---	---	---	---	---	---	---	---	---	---	---
1989	1	---	---	---	---	---	---	---	---	---	---	---	---	---	---	---	---	---	---
1989	2	---	---	---	---	---	---	---	---	---	---	---	---	---	---	---	---	---	---
1989	3	---	---	---	---	---	---	---	---	---	---	---	---	---	---	---	---	---	---

NOTES : 1) WHERE STATE STANDARDS EXIST, THEY ARE SHOWN IN PARENTHESES IMMEDIATELY BELOW THE CHEMICAL NAME.
2) IF A COMPOUND WAS NOT FOUND, THE METHOD DETECTION LIMIT IS SHOWN, PRECEEDED BY A "<" (less than sign).
3) --- = NOT TESTED

SPARTON TECHNOLOGY, INC.
COORS ROAD FACILITY
GROUNDWATER MONITORING RESULTS
PART 3 of 4

[ug/l]

YEAR	QUARTER NO.	(EDB) 1,2-Dibromo-ethane (0.1)	Dibromo-methane	trans-1,4-Dichloro-2-butene	Dichloro-difluoro-methane	1,1-Dichloro-ethane (25)	1,2-Dichloro-ethane (10)	trans-1,2-Dichloro-ethene	1,1-Dichloro-ethene (5)	Dichloro-methane (Methylene chloride) (100)	1,2-Dichloro-propane	1,3-Dichloro-propene	1,4-Dioxane	Ethyl-benzene (750)	Ethyl-cyanide	2-Hexanone	Iodo-methane	Isobutyl alcohol	Meth-acrylo-nitrile
********** WELL NO. 14 (UPPER FLOW ZONE) **********																			
1983	4	---	---	---	---	---	---	---	---	---	---	---	---	---	---	---	---	---	---
1984	4	---	---	---	< 10	17	< 5	< 5	1000	3600	< 5	< 5	---	< 5	---	< 10	---	---	---
1985	1	---	---	---	---	---	---	---	---	---	---	---	---	---	---	---	---	---	---
1985	2	---	---	---	---	---	---	---	---	---	---	---	---	---	---	---	---	---	---
1985	3	---	---	---	---	---	---	---	---	---	---	---	---	---	---	---	---	---	---
1985	4	---	---	---	---	---	---	---	---	---	---	---	---	---	---	---	---	---	---
1986	1	---	---	---	---	---	---	---	---	---	---	---	---	---	---	---	---	---	---
1986	2	---	---	---	---	---	---	---	---	---	---	---	---	---	---	---	---	---	---
1986	3	---	---	---	---	---	---	---	---	---	---	---	---	---	---	---	---	---	---
1986	4	---	---	---	---	< 5	< 5	< 5	310	< 10	< 5	5	---	< 5	---	---	---	---	---
1987	1	---	---	---	---	---	---	---	230	---	---	---	---	---	---	---	---	---	---
1987	2	---	---	---	---	---	---	---	65	---	---	---	---	---	---	---	---	---	---
1987	3	---	---	---	---	< 120	< 120	< 120	< 120	< 620	< 120	< 120	---	< 120	---	< 250	---	---	---
1987	4	---	---	---	---	---	---	---	130	---	---	---	---	---	---	---	---	---	---
1988	1	---	---	---	---	---	---	---	< 250	---	---	---	---	---	---	---	---	---	---
1988	2	---	---	---	---	---	---	---	< 500	---	---	---	---	---	---	---	---	---	---
1988	3	---	---	---	---	< 250	< 250	< 250	< 250	< 1200	< 250	< 250	---	< 250	---	< 500	---	---	---
1988	4	---	---	---	---	---	---	---	< 250	---	---	---	---	---	---	---	---	---	---
1989	1	---	---	---	---	---	---	---	120	---	---	---	---	---	---	---	---	---	---
1989	2	---	---	---	---	---	---	---	190	---	---	---	---	---	---	---	---	---	---
1989	3	< 120	---	< 120	< 250	< 120	< 120	< 120	160	< 120	< 120	< 120	< 2500	< 120	< 120	< 250	< 120	< 2500	< 120
1989	4	---	---	---	---	---	---	---	94	---	---	---	---	---	---	---	---	---	---
1990	1	---	---	---	---	---	---	---	< 120	---	---	---	---	---	---	---	---	---	---
1990	2	< 100	---	< 100	< 200	< 100	< 100	< 100	< 100	< 100	< 100	< 100	< 2000	< 100	< 100	< 200	< 100	< 2000	< 100

NOTES : 1) WHERE STATE STANDARDS EXIST, THEY ARE SHOWN IN PARENTHESES IMMEDIATELY BELOW THE CHEMICAL NAME.
2) IF A COMPOUND WAS NOT FOUND, THE METHOD DETECTION LIMIT IS SHOWN, PRECEEDED BY A "<" (less than sign).
3) --- = NOT TESTED

SPARTON TECHNOLOGY, INC.
COORS ROAD FACILITY
GROUNDWATER MONITORING RESULTS
PART 3 of 4

[ug/l]

YEAR	QUARTER NO.	(EDB) 1,2-Dibromo-ethane (0.1)	Dibromo-methane	trans-1,4-Dichloro-2-butene	Dichloro-difluoro-methane	1,1-Dichloro-ethane (25)	1,2-Dichloro-ethane (10)	trans-1,2-Dichloro-ethene	1,1-Dichloro-ethene (5)	Dichloro-methane (Methylene chloride) (100)	1,2-Dichloro-propane	1,3-Dichloro-propene	1,4-Dioxane	Ethyl-benzene (750)	Ethyl-cyanide	2-Hexanone	Iodo-methane	Isobutyl alcohol	Meth-acrylo-nitrile
********** WELL NO. 15 (UPPER FLOW ZONE) **********																			
1983	4	---	---	---	---	---	---	---	---	---	---	---	---	---	---	---	---	---	---
1984	4	---	---	---	< 10	< 5	< 5	< 5	85	11	< 5	< 5	---	< 5	---	< 10	---	---	---
1985	1	---	---	---	---	---	---	---	---	---	---	---	---	---	---	---	---	---	---
1985	2	---	---	---	---	---	---	---	---	---	---	---	---	---	---	---	---	---	---
1985	3	---	---	---	---	---	---	---	---	---	---	---	---	---	---	---	---	---	---
1985	4	---	---	---	---	---	---	---	---	---	---	---	---	---	---	---	---	---	---
1986	1	---	---	---	---	---	---	---	---	---	---	---	---	---	---	---	---	---	---
1986	2	---	---	---	---	---	---	---	---	---	---	---	---	---	---	---	---	---	---
1986	3	---	---	---	---	---	---	---	---	---	---	---	---	---	---	---	---	---	---
1986	4	---	---	---	---	< 30	< 30	< 30	46	< 60	< 30	< 30	---	< 30	---	---	---	---	---
1987	1	---	---	---	---	---	---	---	< 100	---	---	---	---	---	---	---	---	---	---
1987	2	---	---	---	---	---	---	---	21	---	---	---	---	---	---	---	---	---	---
1987	3	---	---	---	---	< 25	< 25	< 25	30	< 120	< 25	< 25	---	< 25	---	< 50	---	---	---
1987	4	---	---	---	---	---	---	---	28	---	---	---	---	---	---	---	---	---	---
1988	1	---	---	---	---	---	---	---	16	---	---	---	---	---	---	---	---	---	---
1988	2	---	---	---	---	---	---	---	< 10	---	---	---	---	---	---	---	---	---	---
1988	3	---	---	---	---	< 15	< 15	< 15	< 15	< 75	< 15	< 15	---	< 15	---	< 30	---	---	---
1988	4	---	---	---	---	---	---	---	< 10	---	---	---	---	---	---	---	---	---	---
1989	1	---	---	---	---	---	---	---	6.9	---	---	---	---	---	---	---	---	---	---
1989	2	---	---	---	---	---	---	---	< 10	---	---	---	---	---	---	---	---	---	---
1989	3	< 10	---	< 10	< 20	< 10	< 10	< 10	11	< 10	< 10	< 10	< 200	< 10	< 10	< 20	< 10	< 200	< 10
1989	4	---	---	---	---	---	---	---	< 50	---	---	---	---	---	---	---	---	---	---
1990	1	---	---	---	---	---	---	---	13	---	---	---	---	---	---	---	---	---	---
1990	2	< 5	---	< 5	< 10	< 5	< 5	< 5	11	< 5	< 5	< 5	< 100	< 5	< 5	< 10	< 5	< 100	< 5

NOTES : 1) WHERE STATE STANDARDS EXIST, THEY ARE SHOWN IN PARENTHESES IMMEDIATELY BELOW THE CHEMICAL NAME.
2) IF A COMPOUND WAS NOT FOUND, THE METHOD DETECTION LIMIT IS SHOWN, PRECEEDED BY A "<" (less than sign).
3) --- = NOT TESTED

002245

SPARTON TECHNOLOGY, INC.
COORS ROAD FACILITY
GROUNDWATER MONITORING RESULTS
PART 3 of 4

[ug/l]

YEAR	QUARTER NO.	(EDB) 1,2-Dibromoethane (0.1)	Dibromomethane	trans-1,4-Dichloro-2-butene	Dichlorodifluoromethane	1,1-Dichloroethane (25)	1,2-Dichloroethane (10)	trans-1,2-Dichloroethene	1,1-Dichloroethene (5)	Dichloromethane (Methylene chloride) (100)	1,2-Dichloropropane	1,3-Dichloropropene	1,4-Dioxane	Ethylbenzene (750)	Ethylcyanide	2-Hexanone	Iodomethane	Isobutyl alcohol	Methacrylonitrile
********** WELL NO. 16 (UPPER FLOW ZONE) **********																			
1983	4	---	---	---	---	---	---	---	---	---	---	---	---	---	---	---	---	---	---
1984	4	---	---	---	< 10	3200	< 5	200	3100	49000	< 5	< 5	---	63	---	< 10	---	---	---
1985	1	---	---	---	---	---	---	---	---	---	---	---	---	---	---	---	---	---	---
1985	2	---	---	---	---	---	---	---	---	---	---	---	---	---	---	---	---	---	---
1985	3	---	---	---	---	---	---	---	---	---	---	---	---	---	---	---	---	---	---
1985	4	---	---	---	---	---	---	---	---	---	---	---	---	---	---	---	---	---	---
1986	1	---	---	---	---	---	---	---	---	---	---	---	---	---	---	---	---	---	---
1986	2	---	---	---	---	---	---	---	---	---	---	---	---	---	---	---	---	---	---
1986	3	---	---	---	---	---	---	---	2200	---	---	---	---	---	---	---	---	---	---
1986	4	---	---	---	---	< 1300	< 1300	< 1300	3500	16000	< 1300	< 1300	---	< 1300	---	---	---	---	---
1987	1	---	---	---	---	---	---	---	2200	---	---	---	---	---	---	---	---	---	---
1987	2	---	---	---	---	---	---	---	1900	---	---	---	---	---	---	---	---	---	---
1987	3	---	---	---	---	< 1200	< 1200	< 1200	2200	< 6200	< 1200	< 1200	---	< 1200	---	< 2500	---	---	---
1987	4	---	---	---	---	---	---	---	1600	---	---	---	---	---	---	---	---	---	---
1988	1	---	---	---	---	---	---	---	1400	---	---	---	---	---	---	---	---	---	---
1988	2	---	---	---	---	---	---	---	1400	---	---	---	---	---	---	---	---	---	---
1988	3	---	---	---	---	< 1600	< 1600	< 1600	1900	< 7800	< 1600	< 1600	---	< 1600	---	< 3100	---	---	---
1988	4	---	---	---	---	---	---	---	1600	---	---	---	---	---	---	---	---	---	---
1989	1	---	---	---	---	---	---	---	1200	---	---	---	---	---	---	---	---	---	---
1989	2	---	---	---	---	---	---	---	1000	---	---	---	---	---	---	---	---	---	---
1989	3	< 250	---	< 250	< 500	< 250	< 250	< 250	960	1100	< 250	< 250	< 5000	< 250	< 250	< 500	< 250	< 5000	< 250
1989	4	---	---	---	---	---	---	---	< 1200	---	---	---	---	---	---	---	---	---	---
1990	1	---	---	---	---	---	---	---	< 1000	---	---	---	---	---	---	---	---	---	---
1990	2	< 1000	---	< 1000	< 2000	< 1000	< 1000	< 1000	< 1000	< 1000	< 1000	< 1000	<20000	< 1000	< 1000	< 2000	< 1000	<20000	< 1000

NOTES : 1) WHERE STATE STANDARDS EXIST, THEY ARE SHOWN IN PARENTHESES IMMEDIATELY BELOW THE CHEMICAL NAME.
2) IF A COMPOUND WAS NOT FOUND, THE METHOD DETECTION LIMIT IS SHOWN, PRECEEDED BY A "<" (less than sign).
3) --- = NOT TESTED

002246

SPARTON TECHNOLOGY, INC.
COORS ROAD FACILITY
GROUNDWATER MONITORING RESULTS
PART 3 of 4

[ug/l]

YEAR	QUARTER NO.	(EDB) 1,2-Dibromo-ethane (0.1)	Dibromo-methane	trans-1,4-Dichloro-2-butene	Dichloro-difluoro-methane	1,1-Dichloro-ethane (25)	1,2-Dichloro-ethane (10)	trans-1,2-Dichloro-ethene	1,1-Dichloro-ethene (5)	Dichloro-methane (Methylene chloride) (100)	1,2-Dichloro-propane	1,3-Dichloro-propene	1,4-Dioxane	Ethyl-benzene (750)	Ethyl-cyanide	2-Hexanone	Iodo-methane	Isobutyl alcohol	Meth-acrylo-nitrile
********** WELL NO. 17 (UPPER FLOW ZONE) **********																			
1983	4	---	---	---	---	---	---	---	---	---	---	---	---	---	---	---	---	---	---
1984	4	---	---	---	< 10	1900	< 5	19	260	17	< 5	< 5	---	< 5	---	< 10	---	---	---
1985	1	---	---	---	---	---	---	---	---	---	---	---	---	---	---	---	---	---	---
1985	2	---	---	---	---	---	---	---	---	---	---	---	---	---	---	---	---	---	---
1985	3	---	---	---	---	---	---	---	---	---	---	---	---	---	---	---	---	---	---
1985	4	---	---	---	---	---	---	---	---	---	---	---	---	---	---	---	---	---	---
1986	1	---	---	---	---	---	---	---	---	---	---	---	---	---	---	---	---	---	---
1986	2	---	---	---	---	---	---	---	---	---	---	---	---	---	---	---	---	---	---
1986	3	---	---	---	---	---	---	---	---	---	---	---	---	---	---	---	---	---	---
1986	4	---	---	---	---	---	---	---	---	---	---	---	---	---	---	---	---	---	---
1987	1	---	---	---	---	---	---	---	---	---	---	---	---	---	---	---	---	---	---
1987	2	---	---	---	---	---	---	---	---	---	---	---	---	---	---	---	---	---	---
1987	3	---	---	---	---	< 85	< 85	< 85	430	< 420	< 85	< 85	---	< 85	---	< 170	---	---	---
1987	4	---	---	---	---	---	---	---	---	---	---	---	---	---	---	---	---	---	---
1988	1	---	---	---	---	---	---	---	---	---	---	---	---	---	---	---	---	---	---
1988	2	---	---	---	---	---	---	---	---	---	---	---	---	---	---	---	---	---	---
1988	3	---	---	---	---	---	---	---	---	---	---	---	---	---	---	---	---	---	---
1988	4	---	---	---	---	---	---	---	---	---	---	---	---	---	---	---	---	---	---
1989	1	---	---	---	---	---	---	---	---	---	---	---	---	---	---	---	---	---	---
1989	2	---	---	---	---	---	---	---	---	---	---	---	---	---	---	---	---	---	---
1989	3	---	---	---	---	---	---	---	---	---	---	---	---	---	---	---	---	---	---

NOTES : 1) WHERE STATE STANDARDS EXIST, THEY ARE SHOWN IN PARENTHESES IMMEDIATELY BELOW THE CHEMICAL NAME.
2) IF A COMPOUND WAS NOT FOUND, THE METHOD DETECTION LIMIT IS SHOWN, PRECEEDED BY A "<" (less than sign).
3) --- = NOT TESTED

SPARTON TECHNOLOGY, INC.
COORS ROAD FACILITY
GROUNDWATER MONITORING RESULTS
PART 3 of 4

[ug/l]

YEAR	QUARTER NO.	(EDB) 1,2-Dibromo-ethane (0.1)	Dibromo-methane	trans-1,4-Dichloro-2-butene	Dichloro-difluoro-methane	1,1-Dichloro-ethane (25)	1,2-Dichloro-ethane (10)	trans-1,2-Dichloro-ethene	1,1-Dichloro-ethene (5)	Dichloro-methane (Methylene chloride) (100)	1,2-Dichloro-propane	1,3-Dichloro-propene	1,4-Dioxane	Ethyl-benzene (750)	Ethyl-cyanide	2-Hexanone	Iodo-methane	Isobutyl alcohol	Meth-acrylo-nitrile
********** WELL NO. 18 (UPPER FLOW ZONE) ********** >>>>> WELL CONVERTED TO RECOVERY WELL IN 1989 <<<<<																			
1983	4	---	---	---	---	---	---	---	---	---	---	---	---	---	---	---	---	---	---
1984	4	---	---	---	---	---	---	---	---	---	---	---	---	---	---	---	---	---	---
1985	1	---	---	---	---	---	---	---	---	---	---	---	---	---	---	---	---	---	---
1985	2	---	---	---	---	---	---	---	---	---	---	---	---	---	---	---	---	---	---
1985	3	---	---	---	---	---	---	---	---	---	---	---	---	---	---	---	---	---	---
1985	4	---	---	---	---	---	---	---	---	---	---	---	---	---	---	---	---	---	---
1986	1	---	---	---	---	---	---	---	---	---	---	---	---	---	---	---	---	---	---
1986	2	---	---	---	---	---	---	---	---	---	---	---	---	---	---	---	---	---	---
1986	3	---	---	---	---	---	---	---	650	---	---	---	---	---	---	---	---	---	---
1986	4	---	---	---	---	< 200	< 200	< 200	390	< 400	< 200	< 200	---	< 200	---	---	---	---	---
1987	1	---	---	---	---	---	---	---	400	---	---	---	---	---	---	---	---	---	---
1987	2	---	---	---	---	---	---	---	290	---	---	---	---	---	---	---	---	---	---
1987	3	---	---	---	---	< 250	< 250	< 250	480	< 1200	< 250	< 250	---	< 250	---	< 500	---	---	---
1987	4	---	---	---	---	---	---	---	340	---	---	---	---	---	---	---	---	---	---
1988	1	---	---	---	---	---	---	---	320	---	---	---	---	---	---	---	---	---	---
1988	2	---	---	---	---	---	---	---	< 500	---	---	---	---	---	---	---	---	---	---
1988	3	---	---	---	---	< 250	< 250	< 250	770	< 1200	< 250	< 250	---	< 250	---	< 500	---	---	---
1988	4	---	---	---	---	---	---	---	360	---	---	---	---	---	---	---	---	---	---
1989	1	---	---	---	---	---	---	---	---	---	---	---	---	---	---	---	---	---	---
1989	2	---	---	---	---	---	---	---	---	---	---	---	---	---	---	---	---	---	---
1989	3	---	---	---	---	---	---	---	---	---	---	---	---	---	---	---	---	---	---

NOTES : 1) WHERE STATE STANDARDS EXIST, THEY ARE SHOWN IN PARENTHESES IMMEDIATELY BELOW THE CHEMICAL NAME.
2) IF A COMPOUND WAS NOT FOUND, THE METHOD DETECTION LIMIT IS SHOWN, PRECEEDED BY A "<" (less than sign).
3) --- = NOT TESTED

002248

SPARTON TECHNOLOGY, INC.
COORS ROAD FACILITY
GROUNDWATER MONITORING RESULTS
PART 3 of 4

[ug/l]

YEAR	QUARTER NO.	(EDB) 1,2-Dibromoethane (0.1)	Dibromomethane	trans-1,4-Dichloro-2-butene	Dichlorodifluoromethane	1,1-Dichloroethane (25)	1,2-Dichloroethane (10)	trans-1,2-Dichloroethene	1,1-Dichloroethene (5)	Dichloromethane (Methylene chloride) (100)	1,2-Dichloropropane	1,3-Dichloropropene	1,4-Dioxane	Ethylbenzene (750)	Ethylcyanide	2-Hexanone	Iodomethane	Isobutyl alcohol	Methacrylonitrile
********** WELL NO. 19 (LOWER FLOW ZONE) **********																			
1983	4	---	---	---	---	---	---	---	---	---	---	---	---	---	---	---	---	---	---
1984	4	---	---	---	---	---	---	---	---	---	---	---	---	---	---	---	---	---	---
1985	1	---	---	---	---	---	---	---	---	---	---	---	---	---	---	---	---	---	---
1985	2	---	---	---	---	---	---	---	---	---	---	---	---	---	---	---	---	---	---
1985	3	---	---	---	---	---	---	---	---	---	---	---	---	---	---	---	---	---	---
1985	4	---	---	---	---	---	---	---	---	---	---	---	---	---	---	---	---	---	---
1986	1	---	---	---	---	---	---	---	---	---	---	---	---	---	---	---	---	---	---
1986	2	---	---	---	---	---	---	---	---	---	---	---	---	---	---	---	---	---	---
1986	3	---	---	---	---	---	---	---	---	---	---	---	---	---	---	---	---	---	---
1986	4	---	---	---	---	< 200	< 200	< 200	320	5000	< 200	< 200	---	< 200	---	---	---	---	---
1987	1	---	---	---	---	---	---	---	200	---	---	---	---	---	---	---	---	---	---
1987	2	---	---	---	---	---	---	---	190	---	---	---	---	---	---	---	---	---	---
1987	3	---	---	---	---	< 250	< 250	< 250	360	3100	< 250	< 250	---	< 250	---	< 500	---	---	---
1987	4	---	---	---	---	---	---	---	330	---	---	---	---	---	---	---	---	---	---
1988	1	---	---	---	---	---	---	---	260	---	---	---	---	---	---	---	---	---	---
1988	2	---	---	---	---	---	---	---	< 5	---	---	---	---	---	---	---	---	---	---
1988	3	---	---	---	---	< 180	< 180	< 180	790	2700	< 180	< 180	---	< 180	---	< 350	---	---	---
1988	4	---	---	---	---	---	---	---	310	---	---	---	---	---	---	---	---	---	---
1989	1	---	---	---	---	---	---	---	370	---	---	---	---	---	---	---	---	---	---
1989	2	---	---	---	---	---	---	---	410	---	---	---	---	---	---	---	---	---	---
1989	3	< 120	---	< 120	< 250	< 120	< 120	< 120	300	1800	< 120	< 120	< 2500	< 120	< 120	< 250	< 120	< 2500	< 120
1989	4	---	---	---	---	---	---	---	150	---	---	---	---	---	---	---	---	---	---
1990	1	---	---	---	---	---	---	---	89	---	---	---	---	---	---	---	---	---	---
1990	2	< 50	---	< 50	< 100	< 50	< 50	< 50	100	320	< 50	< 50	< 1000	< 50	< 50	< 100	< 50	< 1000	< 50

NOTES : 1) WHERE STATE STANDARDS EXIST, THEY ARE SHOWN IN PARENTHESES IMMEDIATELY BELOW THE CHEMICAL NAME.
2) IF A COMPOUND WAS NOT FOUND, THE METHOD DETECTION LIMIT IS SHOWN, PRECEEDED BY A "<" (less than sign).
3) --- = NOT TESTED

SPARTON TECHNOLOGY, INC.
COORS ROAD FACILITY
GROUNDWATER MONITORING RESULTS
PART 3 of 4

[ug/l]

YEAR	QUARTER NO.	(EDB) 1,2-Dibromo-ethane (0.1)	Dibromo-methane	trans-1,4-Dichloro-2-butene	Dichloro-difluoro-methane	1,1-Dichloro-ethane (25)	1,2-Dichloro-ethane (10)	trans-1,2-Dichloro-ethene	1,1-Dichloro-ethene (5)	Dichloro-methane (Methylene chloride) (100)	1,2-Dichloro-propane	1,3-Dichloro-propene	1,4-Dioxane	Ethyl-benzene (750)	Ethyl-cyanide	2-Hexanone	Iodo-methane	Isobutyl alcohol	Meth-acrylo-nitrile
********** WELL NO. 20 (LOWER FLOW ZONE) **********																			
1983	4	---	---	---	---	---	---	---	---	---	---	---	---	---	---	---	---	---	---
1984	4	---	---	---	---	---	---	---	---	---	---	---	---	---	---	---	---	---	---
1985	1	---	---	---	---	---	---	---	---	---	---	---	---	---	---	---	---	---	---
1985	2	---	---	---	---	---	---	---	---	---	---	---	---	---	---	---	---	---	---
1985	3	---	---	---	---	---	---	---	---	---	---	---	---	---	---	---	---	---	---
1985	4	---	---	---	---	---	---	---	---	---	---	---	---	---	---	---	---	---	---
1986	1	---	---	---	---	---	---	---	---	---	---	---	---	---	---	---	---	---	---
1986	2	---	---	---	---	---	---	---	---	---	---	---	---	---	---	---	---	---	---
1986	3	---	---	---	---	---	---	---	---	---	---	---	---	---	---	---	---	---	---
1986	4	---	---	---	---	< 5	< 5	< 5	< 5	< 10	< 5	< 5	---	< 5	---	---	---	---	---
1987	1	---	---	---	---	---	---	---	< 1	---	---	---	---	---	---	---	---	---	---
1987	2	---	---	---	---	---	---	---	1.8	---	---	---	---	---	---	---	---	---	---
1987	3	---	---	---	---	< 5	< 5	< 5	< 5	< 25	< 5	< 5	---	< 5	---	< 10	---	---	---
1987	4	---	---	---	---	---	---	---	< 5	---	---	---	---	---	---	---	---	---	---
1988	1	---	---	---	---	---	---	---	< 5	---	---	---	---	---	---	---	---	---	---
1988	2	---	---	---	---	---	---	---	< 5	---	---	---	---	---	---	---	---	---	---
1988	3	---	---	---	---	< 5	< 5	< 5	< 5	< 25	< 5	< 5	---	< 5	---	< 10	---	---	---
1988	4	---	---	---	---	---	---	---	< 5	---	---	---	---	---	---	---	---	---	---
1989	1	---	---	---	---	---	---	---	< 5	---	---	---	---	---	---	---	---	---	---
1989	2	---	---	---	---	---	---	---	< 5	---	---	---	---	---	---	---	---	---	---
1989	3	< 5	---	< 5	< 10	< 5	< 5	< 5	< 5	< 5	< 5	< 5	< 100	< 5	< 5	< 10	< 5	< 100	< 5
1989	4	---	---	---	---	---	---	---	< 5	---	---	---	---	---	---	---	---	---	---
1990	1	---	---	---	---	---	---	---	< 5	---	---	---	---	---	---	---	---	---	---
1990	2	< 5	---	< 5	< 10	< 5	< 5	< 5	< 5	< 5	< 5	< 5	< 100	< 5	< 5	< 10	< 5	< 100	< 5

NOTES : 1) WHERE STATE STANDARDS EXIST, THEY ARE SHOWN IN PARENTHESES IMMEDIATELY BELOW THE CHEMICAL NAME.
2) IF A COMPOUND WAS NOT FOUND, THE METHOD DETECTION LIMIT IS SHOWN, PRECEEDED BY A "<" (less than sign).
3) --- = NOT TESTED

SPARTON TECHNOLOGY, INC.
COORS ROAD FACILITY
GROUNDWATER MONITORING RESULTS
PART 3 of 4

[ug/l]

YEAR	QUARTER NO.	(EDB) 1,2-Dibromoethane (0.1)	Dibromomethane	trans-1,4-Dichloro-2-butene	Dichlorodifluoromethane	1,1-Dichloroethane (25)	1,2-Dichloroethane (10)	trans-1,2-Dichloroethene	1,1-Dichloroethene (5)	Dichloromethane (Methylene chloride) (100)	1,2-Dichloropropane	1,3-Dichloropropene	1,4-Dioxane	Ethylbenzene (750)	Ethylcyanide	2-Hexanone	Iodomethane	Isobutyl alcohol	Methacrylonitrile
********** WELL NO. 21 (UPPER FLOW ZONE) **********																			
1983	4	---	---	---	---	---	---	---	---	---	---	---	---	---	---	---	---	---	---
1984	4	---	---	---	---	---	---	---	---	---	---	---	---	---	---	---	---	---	---
1985	1	---	---	---	---	---	---	---	---	---	---	---	---	---	---	---	---	---	---
1985	2	---	---	---	---	---	---	---	---	---	---	---	---	---	---	---	---	---	---
1985	3	---	---	---	---	---	---	---	---	---	---	---	---	---	---	---	---	---	---
1985	4	---	---	---	---	---	---	---	---	---	---	---	---	---	---	---	---	---	---
1986	1	---	---	---	---	---	---	---	---	---	---	---	---	---	---	---	---	---	---
1986	2	---	---	---	---	---	---	---	---	---	---	---	---	---	---	---	---	---	---
1986	3	---	---	---	---	---	---	---	---	---	---	---	---	---	---	---	---	---	---
1986	4	---	---	---	---	< 200	< 200	< 200	300	< 400	< 200	< 200	---	< 200	---	---	---	---	---
1987	1	---	---	---	---	---	---	---	130	---	---	---	---	---	---	---	---	---	---
1987	2	---	---	---	---	---	---	---	84	---	---	---	---	---	---	---	---	---	---
1987	3	---	---	---	---	< 100	< 100	< 100	250	< 500	< 100	< 100	---	< 100	---	< 200	---	---	---
1987	4	---	---	---	---	---	---	---	200	---	---	---	---	---	---	---	---	---	---
1988	1	---	---	---	---	---	---	---	150	---	---	---	---	---	---	---	---	---	---
1988	2	---	---	---	---	---	---	---	88	---	---	---	---	---	---	---	---	---	---
1988	3	---	---	---	---	< 5	< 5	< 5	100	< 25	< 5	< 5	---	< 5	---	< 10	---	---	---
1988	4	---	---	---	---	---	---	---	140	---	---	---	---	---	---	---	---	---	---
1989	1	---	---	---	---	---	---	---	71	---	---	---	---	---	---	---	---	---	---
1989	2	---	---	---	---	---	---	---	< 50	---	---	---	---	---	---	---	---	---	---
1989	3	< 25	---	< 25	< 50	< 25	< 25	< 25	37	< 25	< 25	< 25	< 500	< 25	< 25	< 50	< 25	< 500	< 25
1989	4	---	---	---	---	---	---	---	< 120	---	---	---	---	---	---	---	---	---	---
1990	1	---	---	---	---	---	---	---	88	---	---	---	---	---	---	---	---	---	---
1990	2	< 35	---	< 35	< 70	< 35	< 35	< 35	< 35	< 35	< 35	< 35	< 700	< 35	< 35	< 70	< 35	< 700	< 35

NOTES : 1) WHERE STATE STANDARDS EXIST, THEY ARE SHOWN IN PARENTHESES IMMEDIATELY BELOW THE CHEMICAL NAME.
2) IF A COMPOUND WAS NOT FOUND, THE METHOD DETECTION LIMIT IS SHOWN, PRECEEDED BY A "<" (less than sign).
3) --- = NOT TESTED

002251

SPARTON TECHNOLOGY, INC.
COORS ROAD FACILITY
GROUNDWATER MONITORING RESULTS
PART 3 of 4

[ug/l]

YEAR	QUARTER NO.	(EDB) 1,2-Dibromo-ethane (0.1)	Dibromo-methane	trans-1,4-Dichloro-2-butene	Dichloro-difluoro-methane	1,1-Dichloro-ethane (25)	1,2-Dichloro-ethane (10)	trans-1,2-Dichloro-ethene	1,1-Dichloro-ethene (5)	Dichloro-methane (Methylene chloride) (100)	1,2-Dichloro-propane	1,3-Dichloro-propene	1,4-Dioxane	Ethyl-benzene (750)	Ethyl-cyanide	2-Hexanone	Iodo-methane	Isobutyl alcohol	Meth-acrylo-nitrile
********** WELL NO. 22 (UPPER FLOW ZONE) **********																			
1983	4	---	---	---	---	---	---	---	---	---	---	---	---	---	---	---	---	---	---
1984	4	---	---	---	---	---	---	---	---	---	---	---	---	---	---	---	---	---	---
1985	1	---	---	---	---	---	---	---	---	---	---	---	---	---	---	---	---	---	---
1985	2	---	---	---	---	---	---	---	---	---	---	---	---	---	---	---	---	---	---
1985	3	---	---	---	---	---	---	---	---	---	---	---	---	---	---	---	---	---	---
1985	4	---	---	---	---	---	---	---	---	---	---	---	---	---	---	---	---	---	---
1986	1	---	---	---	---	---	---	---	---	---	---	---	---	---	---	---	---	---	---
1986	2	---	---	---	---	---	---	---	---	---	---	---	---	---	---	---	---	---	---
1986	3	---	---	---	---	---	---	---	---	---	---	---	---	---	---	---	---	---	---
1986	4	---	---	---	---	< 40	< 40	< 40	200	< 80	< 40	< 40	---	< 40	---	---	---	---	---
1987	1	---	---	---	---	---	---	---	110	---	---	---	---	---	---	---	---	---	---
1987	2	---	---	---	---	---	---	---	100	---	---	---	---	---	---	---	---	---	---
1987	3	---	---	---	---	< 25	< 25	< 25	78	< 120	< 25	< 25	---	< 25	---	< 50	---	---	---
1987	4	---	---	---	---	---	---	---	120	---	---	---	---	---	---	---	---	---	---
1988	1	---	---	---	---	---	---	---	98	---	---	---	---	---	---	---	---	---	---
1988	2	---	---	---	---	---	---	---	67	---	---	---	---	---	---	---	---	---	---
1988	3	---	---	---	---	< 5	< 5	< 5	110	< 25	< 5	< 5	---	< 5	---	< 10	---	---	---
1988	4	---	---	---	---	---	---	---	62	---	---	---	---	---	---	---	---	---	---
1989	1	---	---	---	---	---	---	---	50	---	---	---	---	---	---	---	---	---	---
1989	2	---	---	---	---	---	---	---	42	---	---	---	---	---	---	---	---	---	---
1989	3	< 10	---	< 10	< 20	< 10	< 10	< 10	38	< 10	< 10	< 10	< 200	< 10	< 10	< 20	< 10	< 200	< 10
1989	4	---	---	---	---	---	---	---	49	---	---	---	---	---	---	---	---	---	---
1990	1	---	---	---	---	---	---	---	45	---	---	---	---	---	---	---	---	---	---
1990	2	< 12	---	< 12	< 12	< 12	< 12	< 12	40	< 12	< 12	< 12	< 250	< 12	< 12	< 25	< 12	< 250	< 12

NOTES : 1) WHERE STATE STANDARDS EXIST, THEY ARE SHOWN IN PARENTHESES IMMEDIATELY BELOW THE CHEMICAL NAME.
2) IF A COMPOUND WAS NOT FOUND, THE METHOD DETECTION LIMIT IS SHOWN, PRECEEDED BY A "<" (less than sign).
3) --- = NOT TESTED

002252

SPARTON TECHNOLOGY, INC.
COORS ROAD FACILITY
GROUNDWATER MONITORING RESULTS
PART 3 of 4

[ug/l]

YEAR	QUARTER NO.	(EDB) 1,2-Dibromo-ethane (0.1)	Dibromo-methane	trans-1,4-Dichloro-2-butene	Dichloro-difluoro-methane	1,1-Dichloro-ethane (25)	1,2-Dichloro-ethane (10)	trans-1,2-Dichloro-ethene	1,1-Dichloro-ethene (5)	Dichloro-methane (Methylene chloride) (100)	1,2-Dichloro-propane	1,3-Dichloro-propene	1,4-Dioxane	Ethyl-benzene (750)	Ethyl-cyanide	2-Hexanone	Iodo-methane	Isobutyl alcohol	Meth-acrylo-nitrile
********** WELL NO. 23 (UPPER FLOW ZONE) ********** >>>>> WELL CONVERTED TO RECOVERY WELL IN 1989 <<<<<																			
1983	4	---	---	---	---	---	---	---	---	---	---	---	---	---	---	---	---	---	---
1984	4	---	---	---	---	---	---	---	---	---	---	---	---	---	---	---	---	---	---
1985	1	---	---	---	---	---	---	---	---	---	---	---	---	---	---	---	---	---	---
1985	2	---	---	---	---	---	---	---	---	---	---	---	---	---	---	---	---	---	---
1985	3	---	---	---	---	---	---	---	---	---	---	---	---	---	---	---	---	---	---
1985	4	---	---	---	---	---	---	---	---	---	---	---	---	---	---	---	---	---	---
1986	1	---	---	---	---	---	---	---	---	---	---	---	---	---	---	---	---	---	---
1986	2	---	---	---	---	---	---	---	---	---	---	---	---	---	---	---	---	---	---
1986	3	---	---	---	---	---	---	---	---	---	---	---	---	---	---	---	---	---	---
1986	4	---	---	---	---	< 400	< 400	< 400	1200	< 800	< 400	< 400	---	< 400	---	---	---	---	---
1987	1	---	---	---	---	---	---	---	1000	---	---	---	---	---	---	---	---	---	---
1987	2	---	---	---	---	---	---	---	620	---	---	---	---	---	---	---	---	---	---
1987	3	---	---	---	---	< 170	< 170	< 170	610	< 850	< 170	< 170	---	< 170	---	< 340	---	---	---
1987	4	---	---	---	---	---	---	---	1400	---	---	---	---	---	---	---	---	---	---
1988	1	---	---	---	---	---	---	---	1800	---	---	---	---	---	---	---	---	---	---
1988	2	---	---	---	---	---	---	---	1600	---	---	---	---	---	---	---	---	---	---
1988	3	---	---	---	---	< 350	< 350	< 350	2400	< 1800	< 350	< 350	---	< 350	---	< 700	---	---	---
1988	4	---	---	---	---	---	---	---	900	---	---	---	---	---	---	---	---	---	---
1989	1	---	---	---	---	---	---	---	---	---	---	---	---	---	---	---	---	---	---
1989	2	---	---	---	---	---	---	---	---	---	---	---	---	---	---	---	---	---	---
1989	3	---	---	---	---	---	---	---	---	---	---	---	---	---	---	---	---	---	---

NOTES : 1) WHERE STATE STANDARDS EXIST, THEY ARE SHOWN IN PARENTHESES IMMEDIATELY BELOW THE CHEMICAL NAME.
2) IF A COMPOUND WAS NOT FOUND, THE METHOD DETECTION LIMIT IS SHOWN, PRECEEDED BY A "<" (less than sign).
3) --- = NOT TESTED

SPARTON TECHNOLOGY, INC.
COORS ROAD FACILITY
GROUNDWATER MONITORING RESULTS
PART 4 of 4

[ug/l]

YEAR	QUARTER NO.	Methyl ethyl ketone	4-Methyl-2-pentanone	Styrene	1,1,1,2-Tetrachloroethane	1,1,2,2-Tetrachloroethane (10)	Tetrachloroethene (20)	Toluene (750)	1,1,1-Trichloroethane (60)	1,1,2-Trichloroethane (10)	Trichloroethene (100)	Trichlorofluoromethane	1,2,3-Trichloropropane	Vinyl acetate	Vinyl chloride (1)	Total xylenes (620)
********** WELL NO. 05 (UPPER FLOW ZONE) ********** >>>>> WELL PLUGGED & ABANDONED IN 1989 <<<<<																
1983	4	< 10	---	---	---	< 5	< 5	45	79	< 5	170	< 10	---	---	< 10	< 5
1984	4	---	---	---	---	< 5	< 5	< 5	70	< 5	140	< 10	---	---	< 10	< 5
1985	1	---	---	---	---	---	---	---	---	---	---	---	---	---	---	---
1985	2	---	---	---	---	---	---	---	---	---	---	---	---	---	---	---
1985	3	---	---	---	---	---	---	---	---	---	---	---	---	---	---	---
1985	4	---	---	---	---	---	---	---	---	---	---	---	---	---	---	---
1986	1	---	---	---	---	---	---	---	---	---	---	---	---	---	---	---
1986	2	---	---	---	---	---	---	---	---	---	---	---	---	---	---	---
1986	3	---	---	---	---	---	---	---	---	---	---	---	---	---	---	---
1986	4	---	---	---	---	---	---	---	---	---	---	---	---	---	---	---
1987	1	---	---	---	---	---	---	---	---	---	---	---	---	---	---	---
1987	2	---	---	---	---	---	---	---	---	---	---	---	---	---	---	---
1987	3	< 25	< 10	< 5	---	< 5	< 5	< 5	15	< 5	39	---	---	< 10	< 10	---
1987	4	---	---	---	---	---	---	---	---	---	---	---	---	---	---	---
1988	1	---	---	---	---	---	---	---	---	---	---	---	---	---	---	---
1988	2	---	---	---	---	---	---	---	---	---	---	---	---	---	---	---
1988	3	---	---	---	---	---	---	---	---	---	---	---	---	---	---	---
1988	4	---	---	---	---	---	---	---	---	---	---	---	---	---	---	---
1989	1	---	---	---	---	---	---	---	---	---	---	---	---	---	---	---

NOTES : 1) WHERE STATE STANDARDS EXIST, THEY ARE SHOWN IN PARENTHESES IMMEDIATELY BELOW THE CHEMICAL NAME.
2) IF A COMPOUND WAS NOT FOUND, THE METHOD DETECTION LIMIT IS SHOWN, PRECEEDED BY A "<" (less than sign).
3) --- = NOT TESTED

002254

SPARTON TECHNOLOGY, INC.
COORS ROAD FACILITY
GROUNDWATER MONITORING RESULTS
PART 4 of 4

[ug/l]

YEAR	QUARTER NO.	Methyl ethyl ketone	4-Methyl-2-pentanone	Styrene	1,1,1,2-Tetra-chloro-ethane	1,1,2,2-Tetra-chloro-ethane (10)	Tetra-chloro-ethene (20)	Toluene (750)	1,1,1-Tri-chloro-ethane (60)	1,1,2-Tri-chloro-ethane (10)	Tri-chloro-ethene (100)	Tri-chloro-fluoro-methane	1,2,3-Tri-chloro-propane	Vinyl acetate	Vinyl chloride (1)	Total xylenes (620)
********** WELL NO. 06 (UPPER FLOW ZONE) **********							>>>>> WELL PLUGGED & ABANDONED IN 1989 <<<<<									
1983	4	< 10	---	---	---	< 50	< 50	< 50	< 50	< 50	560	< 100	---	---	< 100	< 5
1984	4	---	---	---	---	< 5	< 5	< 5	81	< 5	310	< 10	---	---	< 10	< 5
1985	1	---	---	---	---	---	---	---	---	---	---	---	---	---	---	---
1985	2	---	---	---	---	---	---	---	---	---	---	---	---	---	---	---
1985	3	---	---	---	---	< 5	< 5	< 5	62	< 5	300	---	---	---	< 10	---
1985	4	---	---	---	---	---	---	---	---	---	---	---	---	---	---	---
1986	1	---	---	---	---	---	---	---	---	---	310	---	---	---	---	---
1986	2	---	---	---	---	---	---	---	---	---	110	---	---	---	---	---
1986	3	---	---	---	---	---	---	---	---	---	420	---	---	---	---	---
1986	4	---	---	---	---	< 15	< 15	< 15	140	< 15	390	---	---	---	< 30	---
1987	1	---	---	---	---	---	---	---	---	---	300	---	---	---	---	---
1987	2	---	---	---	---	---	---	---	---	---	320	---	---	---	---	---
1987	3	< 120	< 50	< 25	---	< 25	< 25	< 25	130	< 25	540	---	---	< 50	< 50	---
1987	4	---	---	---	---	---	---	---	---	---	360	---	---	---	---	---
1988	1	---	---	---	---	---	---	---	---	---	280	---	---	---	---	---
1988	2	---	---	---	---	---	---	---	---	---	170	---	---	---	---	---
1988	3	< 35	< 14	< 7	---	< 7	< 7	< 7	21	< 7	52	---	---	< 14	< 14	< 7
1988	4	---	---	---	---	---	---	---	---	---	99	---	---	---	---	---
1989	1	---	---	---	---	---	---	---	---	---	55	---	---	---	---	---

NOTES : 1) WHERE STATE STANDARDS EXIST, THEY ARE SHOWN IN PARENTHESES IMMEDIATELY BELOW THE CHEMICAL NAME.
2) IF A COMPOUND WAS NOT FOUND, THE METHOD DETECTION LIMIT IS SHOWN, PRECEEDED BY A "<" (less than sign).
3) --- = NOT TESTED

002255

SPARTON TECHNOLOGY, INC.
COORS ROAD FACILITY
GROUNDWATER MONITORING RESULTS
PART 4 of 4

[ug/l]

YEAR	QUARTER NO.	Methyl ethyl ketone	4-Methyl-2-pentanone	Styrene	1,1,1,2-Tetrachloroethane	1,1,2,2-Tetrachloroethane (10)	Tetrachloroethene (20)	Toluene (750)	1,1,1-Trichloroethane (60)	1,1,2-Trichloroethane (10)	Trichloroethene (100)	Trichlorofluoromethane	1,2,3-Trichloropropane	Vinyl acetate	Vinyl chloride (1)	Total xylenes (620)
********** WELL NO. 07 (UPPER FLOW ZONE) **********																
1983	4	< 10	---	---	---	< 5	< 5	5	14	< 5	83	< 10	---	---	< 10	< 5
1984	4	---	---	---	---	< 5	< 5	< 5	180	< 5	530	< 10	---	---	< 10	< 5
1985	1	---	---	---	---	---	---	---	---	---	---	---	---	---	---	---
1985	2	---	---	---	---	---	---	---	---	---	---	---	---	---	---	---
1985	3	---	---	---	---	---	---	---	---	---	---	---	---	---	---	---
1985	4	---	---	---	---	---	---	---	---	---	---	---	---	---	---	---
1986	1	---	---	---	---	---	---	---	---	---	---	---	---	---	---	---
1986	2	---	---	---	---	---	---	---	---	---	---	---	---	---	---	---
1986	3	---	---	---	---	---	---	---	---	---	---	---	---	---	---	---
1986	4	---	---	---	---	---	---	---	---	---	---	---	---	---	---	---
1987	1	---	---	---	---	---	---	---	---	---	---	---	---	---	---	---
1987	2	---	---	---	---	---	---	---	---	---	---	---	---	---	---	---
1987	3	< 50	< 20	< 10	---	< 10	< 10	< 10	110	< 10	370	---	---	< 20	< 20	---
1987	4	---	---	---	---	---	---	---	---	---	---	---	---	---	---	---
1988	1	---	---	---	---	---	---	---	---	---	---	---	---	---	---	---
1988	2	---	---	---	---	---	---	---	---	---	---	---	---	---	---	---
1988	3	---	---	---	---	---	---	---	---	---	---	---	---	---	---	---
1988	4	---	---	---	---	---	---	---	---	---	---	---	---	---	---	---
1989	1	---	---	---	---	---	---	---	---	---	---	---	---	---	---	---
1989	2	---	---	---	---	---	---	---	---	---	---	---	---	---	---	---
1989	3	---	---	---	---	---	---	---	---	---	---	---	---	---	---	---

NOTES : 1) WHERE STATE STANDARDS EXIST, THEY ARE SHOWN IN PARENTHESES IMMEDIATELY BELOW THE CHEMICAL NAME.
2) IF A COMPOUND WAS NOT FOUND, THE METHOD DETECTION LIMIT IS SHOWN, PRECEEDED BY A "<" (less than sign).
3) --- = NOT TESTED

002256

SPARTON TECHNOLOGY, INC.
COORS ROAD FACILITY
GROUNDWATER MONITORING RESULTS
PART 4 of 4

[ug/l]

YEAR	QUARTER NO.	Methyl ethyl ketone	4-Methyl-2-pentanone	Styrene	1,1,1,2-Tetrachloroethane	1,1,2,2-Tetrachloroethane (10)	Tetrachloroethene (20)	Toluene (750)	1,1,1-Trichloroethane (60)	1,1,2-Trichloroethane (10)	Trichloroethene (100)	Trichlorofluoromethane	1,2,3-Trichloropropane	Vinyl acetate	Vinyl chloride (1)	Total xylenes (620)
********** WELL NO. 08 (UPPER FLOW ZONE) ********** >>>>> WELL PLUGGED & ABANDONED IN 1989 <<<<<																
1983	4	< 10	---	---	---	< 5	< 5	< 5	7	< 5	42	< 10	---	---	< 10	< 5
1984	4	---	---	---	---	< 5	< 5	< 5	82	< 5	250	< 10	---	---	< 10	< 5
1985	1	---	---	---	---	---	---	---	---	---	---	---	---	---	---	---
1985	2	---	---	---	---	---	---	---	---	---	---	---	---	---	---	---
1985	3	---	---	---	---	< 5	< 5	< 5	39	< 5	190	---	---	---	< 10	---
1985	4	---	---	---	---	---	---	---	---	---	---	---	---	---	---	---
1986	1	---	---	---	---	---	---	---	---	---	100	---	---	---	---	---
1986	2	---	---	---	---	---	---	---	---	---	160	---	---	---	---	---
1986	3	---	---	---	---	---	---	---	---	---	150	---	---	---	---	---
1986	4	---	---	---	---	< 5	< 5	< 5	39	< 5	190	---	---	---	< 10	---
1987	1	---	---	---	---	---	---	---	---	---	84	---	---	---	---	---
1987	2	---	---	---	---	---	---	---	---	---	69	---	---	---	---	---
1987	3	< 83	< 33	< 17	---	< 17	< 17	< 17	33	< 17	300	---	---	< 33	< 33	---
1987	4	---	---	---	---	---	---	---	---	---	150	---	---	---	---	---
1988	1	---	---	---	---	---	---	---	---	---	45	---	---	---	---	---
1988	2	---	---	---	---	---	---	---	---	---	93	---	---	---	---	---
1988	3	< 25	< 10	< 5	---	< 5	< 5	< 5		< 5	66	---	---	< 10	< 10	< 5
1988	4	---	---	---	---	---	---	---	---	---	190	---	---	---	---	---
1989	1	---	---	---	---	---	---	---	---	---	82	---	---	---	---	---

NOTES : 1) WHERE STATE STANDARDS EXIST, THEY ARE SHOWN IN PARENTHESES IMMEDIATELY BELOW THE CHEMICAL NAME.
2) IF A COMPOUND WAS NOT FOUND, THE METHOD DETECTION LIMIT IS SHOWN, PRECEEDED BY A "<" (less than sign).
3) --- = NOT TESTED

002257

SPARTON TECHNOLOGY, INC.
COORS ROAD FACILITY
GROUNDWATER MONITORING RESULTS
PART 4 of 4

[ug/l]

YEAR	QUARTER NO.	Methyl ethyl ketone	4-Methyl-2-pentanone	Styrene	1,1,1,2-Tetra-chloro-ethane	1,1,2,2-Tetra-chloro-ethane (10)	Tetra-chloro-ethene (20)	Toluene (750)	1,1,1-Tri-chloro-ethane (60)	1,1,2-Tri-chloro-ethane (10)	Tri-chloro-ethene (100)	Tri-chloro-fluoro-methane	1,2,3-Tri-chloro-propane	Vinyl acetate	Vinyl chloride (1)	Total xylenes (620)
********** WELL NO. 09 (UPPER FLOW ZONE) **********																
1983	4	< 10	---	---	---	< 5	54	1200	15000	< 5	21000	< 10	---	---	< 10	31
1984	4	---	---	---	---	< 5	60	290	6900	110	9600	< 10	---	---	< 10	22
1985	1	---	---	---	---	---	---	---	---	---	---	---	---	---	---	---
1985	2	---	---	---	---	---	---	---	---	---	---	---	---	---	---	---
1985	3	---	---	---	---	< 5	28	23	6300	49	7300	---	---	---	< 10	---
1985	4	---	---	---	---	---	---	---	---	---	---	---	---	---	---	---
1986	1	---	---	---	---	---	---	---	---	---	6100	---	---	---	---	---
1986	2	---	---	---	---	---	---	---	---	---	8300	---	---	---	---	---
1986	3	---	---	---	---	---	---	---	---	---	5000	---	---	---	---	---
1986	4	---	---	---	---	< 180	< 180	< 180	2700	< 180	5000	---	---	---	< 360	---
1987	1	---	---	---	---	---	---	---	---	---	4500	---	---	---	---	---
1987	2	---	---	---	---	---	---	---	---	---	3600	---	---	---	---	---
1987	3	< 1200	< 500	< 250	---	< 250	< 250	< 250	3300	< 250	6400	---	---	< 500	< 500	---
1987	4	---	---	---	---	---	---	---	---	---	7100	---	---	---	---	---
1988	1	---	---	---	---	---	---	---	---	---	5500	---	---	---	---	---
1988	2	---	---	---	---	---	---	---	---	---	4800	---	---	---	---	---
1988	3	< 880	< 350	< 180	---	< 180	< 180	< 180	1800	< 180	3300	---	---	< .350	< 350	< 180
1988	4	---	---	---	---	---	---	---	---	---	4200	---	---	---	---	---
1989	1	---	---	---	---	---	---	---	---	---	4000	---	---	---	---	---
1989	2	---	---	---	---	---	---	---	---	---	4400	---	---	---	---	---
1989	3	< 250	< 250	< 120	< 120	< 120	< 120	< 120	910	< 120	2500	< 120	< 120	< 250	< 250	< 120
1989	4	---	---	---	---	---	---	---	---	---	2300	---	---	---	---	---
1990	1	---	---	---	---	---	---	---	---	---	2800	---	---	---	---	---
1990	2	< 250	< 250	< 120	< 120	< 120	< 120	< 120	890	< 120	2400	< 120	< 120	< 250	< 250	< 120

NOTES : 1) WHERE STATE STANDARDS EXIST, THEY ARE SHOWN IN PARENTHESES IMMEDIATELY BELOW THE CHEMICAL NAME.
2) IF A COMPOUND WAS NOT FOUND, THE METHOD DETECTION LIMIT IS SHOWN, PRECEEDED BY A "<" (less than sign).
3) --- = NOT TESTED

002258

SPARTON TECHNOLOGY, INC.
COORS ROAD FACILITY
GROUNDWATER MONITORING RESULTS
PART 4 of 4

[ug/l]

YEAR	QUARTER NO.	Methyl ethyl ketone	4-Methyl-2-pentanone	Styrene	1,1,1,2-Tetra-chloro-ethane	1,1,2,2-Tetra-chloro-ethane (10)	Tetra-chloro-ethene (20)	Toluene (750)	1,1,1-Tri-chloro-ethane (60)	1,1,2-Tri-chloro-ethane (10)	Tri-chloro-ethene (100)	Tri-chloro-fluoro-methane	1,2,3-Tri-chloro-propane	Vinyl acetate	Vinyl chloride (1)	Total xylenes (620)
********** WELL NO. 10 (LOWER FLOW ZONE) ********** >>>>> WELL PLUGGED & ABANDONED IN 1989 <<<<<																
1983	4	< 10	---	---	---	< 5	< 5	< 5	8	< 5	27	< 10	---	---	< 10	< 5
1984	4	---	---	---	---	< 5	< 5	< 5	5	< 5	12	< 10	---	---	< 10	< 5
1985	1	---	---	---	---	---	---	---	---	---	---	---	---	---	---	---
1985	2	---	---	---	---	---	---	---	---	---	---	---	---	---	---	---
1985	3	---	---	---	---	< 5	< 5	< 5	13	< 5	41	---	---	---	< 10	---
1985	4	---	---	---	---	---	---	---	---	---	---	---	---	---	---	---
1986	1	---	---	---	---	---	---	---	---	---	42	---	---	---	---	---
1986	2	---	---	---	---	---	---	---	---	---	190	---	---	---	---	---
1986	3	---	---	---	---	---	---	---	---	---	54	---	---	---	---	---
1986	4	---	---	---	---	---	---	---	---	---	---	---	---	---	---	---
1987	1	---	---	---	---	---	---	---	---	---	---	---	---	---	---	---
1987	2	---	---	---	---	---	---	---	---	---	---	---	---	---	---	---
1987	3	< 500	< 200	< 100	---	< 100	< 100	< 100	250	< 100	1400	---	---	< 200	< 200	---
1987	4	---	---	---	---	---	---	---	---	---	---	---	---	---	---	---
1988	1	---	---	---	---	---	---	---	---	---	---	---	---	---	---	---
1988	2	---	---	---	---	---	---	---	---	---	---	---	---	---	---	---
1988	3	---	---	---	---	---	---	---	---	---	---	---	---	---	---	---
1988	4	---	---	---	---	---	---	---	---	---	---	---	---	---	---	---
1989	1	---	---	---	---	---	---	---	---	---	---	---	---	---	---	---

NOTES : 1) WHERE STATE STANDARDS EXIST, THEY ARE SHOWN IN PARENTHESES IMMEDIATELY BELOW THE CHEMICAL NAME.
2) IF A COMPOUND WAS NOT FOUND, THE METHOD DETECTION LIMIT IS SHOWN, PRECEEDED BY A "<" (less than sign).
3) --- = NOT TESTED

002259

SPARTON TECHNOLOGY, INC.
COORS ROAD FACILITY
GROUNDWATER MONITORING RESULTS
PART 4 of 4

[ug/l]

YEAR	QUARTER NO.	Methyl ethyl ketone	4-Methyl-2-pentanone	Styrene	1,1,1,2-Tetrachloroethane	1,1,2,2-Tetrachloroethane (10)	Tetrachloroethene (20)	Toluene (750)	1,1,1-Trichloroethane (60)	1,1,2-Trichloroethane (10)	Trichloroethene (100)	Trichlorofluoromethane	1,2,3-Trichloropropane	Vinyl acetate	Vinyl chloride (1)	Total xylenes (620)
********** WELL NO. 11 (LOWER FLOW ZONE) **********											>>>>> WELL PLUGGED & ABANDONED IN 1989 <<<<<					
1983	4	< 10	---	---	---	< 50	< 50	91	130	< 50	840	< 100	---	---	< 100	< 5
1984	4	---	---	---	---	< 5	< 5	< 5	< 5	< 5	< 5	< 10	---	---	< 10	< 5
1985	1	---	---	---	---	---	---	---	---	---	---	---	---	---	---	---
1985	2	---	---	---	---	---	---	---	---	---	---	---	---	---	---	---
1985	3	---	---	---	---	< 5	< 5	< 5	< 5	< 5	7	---	---	---	< 10	---
1985	4	---	---	---	---	---	---	---	---	---	---	---	---	---	---	---
1986	1	---	---	---	---	---	---	---	---	---		---	---	---	---	---
1986	2	---	---	---	---	---	---	---	---	---	12	---	---	---	---	---
1986	3	---	---	---	---	---	---	---	---	---		---	---	---	---	---
1986	4	---	---	---	---	< 5	< 5	< 5	< 5	< 5	< 5	---	---	---	< 10	---
1987	1	---	---	---	---	---	---	---	---	---		---	---	---	---	---
1987	2	---	---	---	---	---	---	---	---	---	< 1	---	---	---	---	---
1987	3	< 25	< 10	< 5	---	< 5	< 5	< 5	< 5	< 5	< 5	---	---	< 10	< 10	---
1987	4	---	---	---	---	---	---	---	---	---	< 5	---	---	---	---	---
1988	1	---	---	---	---	---	---	---	---	---	< 5	---	---	---	---	---
1988	2	---	---	---	---	---	---	---	---	---	< 16	---	---	---	---	---
1988	3	< 25	< 10	< 5	---	< 5	< 5	< 5	< 5	< 5	< 5	---	---	< 10	< 10	< 5
1988	4	---	---	---	---	---	---	---	---	---	< 5	---	---	---	---	---
1989	1	---	---	---	---	---	---	---	---	---	< 5	---	---	---	---	---

NOTES : 1) WHERE STATE STANDARDS EXIST, THEY ARE SHOWN IN PARENTHESES IMMEDIATELY BELOW THE CHEMICAL NAME.
2) IF A COMPOUND WAS NOT FOUND, THE METHOD DETECTION LIMIT IS SHOWN, PRECEEDED BY A "<" (less than sign).
3) --- = NOT TESTED

002260

SPARTON TECHNOLOGY, INC.
COORS ROAD FACILITY
GROUNDWATER MONITORING RESULTS
PART 4 of 4

[ug/l]

YEAR	QUARTER NO.	Methyl ethyl ketone	4-Methyl-2-pentanone	Styrene	1,1,1,2-Tetrachloroethane	1,1,2,2-Tetrachloroethane (10)	Tetrachloroethene (20)	Toluene (750)	1,1,1-Trichloroethane (60)	1,1,2-Trichloroethane (10)	Trichloroethene (100)	Trichlorofluoromethane	1,2,3-Trichloropropane	Vinyl acetate	Vinyl chloride (1)	Total xylenes (620)
********** WELL NO. 12 (UPPER FLOW ZONE) **********																
1983	4	---	---	---	---	---	---	---	---	---	---	---	---	---	---	---
1984	3	---	---	---	---	< 5	< 5	< 5	< 5	< 5	61	< 10	---	---	< 10	< 5
1985	1	---	---	---	---	---	---	---	---	---	---	---	---	---	---	---
1985	2	---	---	---	---	---	---	---	---	---	---	---	---	---	---	---
1985	3	---	---	---	---	---	---	---	---	---	---	---	---	---	---	---
1985	4	---	---	---	---	---	---	---	---	---	---	---	---	---	---	---
1986	1	---	---	---	---	---	---	---	---	---	---	---	---	---	---	---
1986	2	---	---	---	---	---	---	---	---	---	---	---	---	---	---	---
1986	3	---	---	---	---	---	---	---	---	---	---	---	---	---	---	---
1986	4	---	---	---	---	---	---	---	---	---	---	---	---	---	---	---
1987	1	---	---	---	---	---	---	---	---	---	---	---	---	---	---	---
1987	2	---	---	---	---	---	---	---	---	---	---	---	---	---	---	---
1987	3	< 850	< 340	< 170	---	< 170	< 170	< 170	1700	< 170	3700	---	---	< 340	< 340	---
1987	4	---	---	---	---	---	---	---	---	---	---	---	---	---	---	---
1988	1	---	---	---	---	---	---	---	---	---	---	---	---	---	---	---
1988	2	---	---	---	---	---	---	---	---	---	---	---	---	---	---	---
1988	3	---	---	---	---	---	---	---	---	---	---	---	---	---	---	---
1988	4	---	---	---	---	---	---	---	---	---	---	---	---	---	---	---
1989	1	---	---	---	---	---	---	---	---	---	---	---	---	---	---	---
1989	2	---	---	---	---	---	---	---	---	---	---	---	---	---	---	---
1989	3	---	---	---	---	---	---	---	---	---	---	---	---	---	---	---

NOTES : 1) WHERE STATE STANDARDS EXIST, THEY ARE SHOWN IN PARENTHESES IMMEDIATELY BELOW THE CHEMICAL NAME.
2) IF A COMPOUND WAS NOT FOUND, THE METHOD DETECTION LIMIT IS SHOWN, PRECEEDED BY A "<" (less than sign).
3) --- = NOT TESTED

SPARTON TECHNOLOGY, INC.
COORS ROAD FACILITY
GROUNDWATER MONITORING RESULTS
PART 4 of 4

[ug/l]

YEAR	QUARTER NO.	Methyl ethyl ketone	4-Methyl-2-pentanone	Styrene	1,1,1,2-Tetrachloroethane	1,1,2,2-Tetrachloroethane (10)	Tetrachloroethene (20)	Toluene (750)	1,1,1-Trichloroethane (60)	1,1,2-Trichloroethane (10)	Trichloroethene (100)	Trichlorofluoromethane	1,2,3-Trichloropropane	Vinyl acetate	Vinyl chloride (1)	Total xylenes (620)
********** WELL NO. 13 (UPPER FLOW ZONE) **********																
1983	4	---	---	---	---	---	---	---	---	---	---	---	---	---	---	---
1984	4	---	---	---	---	< 5	17	45	4600	< 5	6900	< 10	---	---	< 10	< 5
1985	1	---	---	---	---	---	---	---	---	---	---	---	---	---	---	---
1985	2	---	---	---	---	---	---	---	---	---	---	---	---	---	---	---
1985	3	---	---	---	---	---	---	---	---	---	---	---	---	---	---	---
1985	4	---	---	---	---	---	---	---	---	---	---	---	---	---	---	---
1986	1	---	---	---	---	---	---	---	---	---	---	---	---	---	---	---
1986	2	---	---	---	---	---	---	---	---	---	---	---	---	---	---	---
1986	3	---	---	---	---	---	---	---	---	---	---	---	---	---	---	---
1986	4	---	---	---	---	---	---	---	---	---	---	---	---	---	---	---
1987	1	---	---	---	---	---	---	---	---	---	---	---	---	---	---	---
1987	2	---	---	---	---	---	---	---	---	---	---	---	---	---	---	---
1987	3	< 250	< 100	< 50	---	< 50	< 50	< 50	520	< 50	1300	---	---	< 100	< 100	---
1987	4	---	---	---	---	---	---	---	---	---	---	---	---	---	---	---
1988	1	---	---	---	---	---	---	---	---	---	---	---	---	---	---	---
1988	2	---	---	---	---	---	---	---	---	---	---	---	---	---	---	---
1988	3	---	---	---	---	---	---	---	---	---	---	---	---	---	---	---
1988	4	---	---	---	---	---	---	---	---	---	---	---	---	---	---	---
1989	1	---	---	---	---	---	---	---	---	---	---	---	---	---	---	---
1989	2	---	---	---	---	---	---	---	---	---	---	---	---	---	---	---
1989	3	---	---	---	---	---	---	---	---	---	---	---	---	---	---	---

NOTES : 1) WHERE STATE STANDARDS EXIST, THEY ARE SHOWN IN PARENTHESES IMMEDIATELY BELOW THE CHEMICAL NAME.
2) IF A COMPOUND WAS NOT FOUND, THE METHOD DETECTION LIMIT IS SHOWN, PRECEEDED BY A "<" (less than sign).
3) --- = NOT TESTED

SPARTON TECHNOLOGY, INC.
COORS ROAD FACILITY
GROUNDWATER MONITORING RESULTS
PART 4 of 4

[ug/l]

YEAR	QUARTER NO.	Methyl ethyl ketone	4-Methyl-2-pentanone	Styrene	1,1,1,2-Tetrachloroethane	1,1,2,2-Tetrachloroethane (10)	Tetrachloroethene (20)	Toluene (750)	1,1,1-Trichloroethane (60)	1,1,2-Trichloroethane (10)	Trichloroethene (100)	Trichlorofluoromethane	1,2,3-Trichloropropane	Vinyl acetate	Vinyl chloride (1)	Total xylenes (620)
********** WELL NO. 14 (UPPER FLOW ZONE) **********																
1983	4	---	---	---	---	---	---	---	---	---	---	---	---	---	---	---
1984	4	---	---	---	---	< 5	25	6	4100	< 5	12000	< 10	---	---	< 10	< 5
1985	1	---	---	---	---	---	---	---	---	---	---	---	---	---	---	---
1985	2	---	---	---	---	---	---	---	---	---	---	---	---	---	---	---
1985	3	---	---	---	---	---	---	---	---	---	---	---	---	---	---	---
1985	4	---	---	---	---	---	---	---	---	---	---	---	---	---	---	---
1986	1	---	---	---	---	---	---	---	---	---	---	---	---	---	---	---
1986	2	---	---	---	---	---	---	---	---	---	---	---	---	---	---	---
1986	3	---	---	---	---	---	---	---	---	---	---	---	---	---	---	---
1986	4	---	---	---	---	< 5	< 5	< 5	630	< 5	4900	---	---	---	< 10	---
1987	1	---	---	---	---	---	---	---	---	---	5000	---	---	---	---	---
1987	2	---	---	---	---	---	---	---	---	---	1800	---	---	---	---	---
1987	3	< 620	< 250	< 120	---	< 120	< 120	< 120	170	< 120	2100	---	---	< 250	< 250	---
1987	4	---	---	---	---	---	---	---	---	---	2700	---	---	---	---	---
1988	1	---	---	---	---	---	---	---	---	---	6200	---	---	---	---	---
1988	2	---	---	---	---	---	---	---	---	---	5000	---	---	---	---	---
1988	3	< 1200	< 500	< 250	---	< 250	< 250	< 250	< 250	< 250	5200	---	---	< 500	< 500	< 250
1988	4	---	---	---	---	---	---	---	---	---	5600	---	---	---	---	---
1989	1	---	---	---	---	---	---	---	---	---	3300	---	---	---	---	---
1989	2	---	---	---	---	---	---	---	---	---	4900	---	---	---	---	---
1989	3	< 250	< 250	< 120	< 120	< 120	< 120	< 120	130	< 120	3000	< 120	< 120	< 250	< 250	< 120
1989	4	---	---	---	---	---	---	---	---	---	2200	---	---	---	---	---
1990	1	---	---	---	---	---	---	---	---	---	2100	---	---	---	---	---
1990	2	< 200	< 200	< 100	< 100	< 100	< 100	< 100	< 100	< 100	1800	< 100	< 100	< 200	< 200	< 100

NOTES : 1) WHERE STATE STANDARDS EXIST, THEY ARE SHOWN IN PARENTHESES IMMEDIATELY BELOW THE CHEMICAL NAME.
2) IF A COMPOUND WAS NOT FOUND, THE METHOD DETECTION LIMIT IS SHOWN, PRECEEDED BY A "<" (less than sign).
3) --- = NOT TESTED

SPARTON TECHNOLOGY, INC.
COORS ROAD FACILITY
GROUNDWATER MONITORING RESULTS
PART 4 of 4

[ug/l]

YEAR	QUARTER NO.	Methyl ethyl ketone	4-Methyl-2-pentanone	Styrene	1,1,1,2-Tetra-chloro-ethane	1,1,2,2-Tetra-chloro-ethane (10)	Tetra-chloro-ethene (20)	Toluene (750)	1,1,1-Tri-chloro-ethane (60)	1,1,2-Tri-chloro-ethane (10)	Tri-chloro-ethene (100)	Tri-chloro-fluoro-methane	1,2,3-Tri-chloro-propane	Vinyl acetate	Vinyl chloride (1)	Total xylenes (620)
********** WELL NO. 15 (UPPER FLOW ZONE) **********																
1983	4	---	---	---	---	---	---	---	---	---	---	---	---	---	---	---
1984	4	---	---	---	---	< 5	34	< 5	2200	< 5	4400	< 10	---	---	< 10	< 5
1985	1	---	---	---	---	---	---	---	---	---	---	---	---	---	---	---
1985	2	---	---	---	---	---	---	---	---	---	---	---	---	---	---	---
1985	3	---	---	---	---	---	---	---	---	---	---	---	---	---	---	---
1985	4	---	---	---	---	---	---	---	---	---	---	---	---	---	---	---
1986	1	---	---	---	---	---	---	---	---	---	---	---	---	---	---	---
1986	2	---	---	---	---	---	---	---	---	---	---	---	---	---	---	---
1986	3	---	---	---	---	---	---	---	---	---	---	---	---	---	---	---
1986	4	---	---	---	---	< 30	< 30	< 30	390	< 30	940	---	---	---	< 60	---
1987	1	---	---	---	---	---	---	---	---	---	630	---	---	---	---	---
1987	2	---	---	---	---	---	---	---	---	---	580	---	---	---	---	---
1987	3	< 120	< 50	< 25	---	< 25	< 25	< 25	250	< 25	650	---	---	< 50	< 50	---
1987	4	---	---	---	---	---	---	---	---	---	480	---	---	---	---	---
1988	1	---	---	---	---	---	---	---	---	---	370	---	---	---	---	---
1988	2	---	---	---	---	---	---	---	---	---	< 10	---	---	---	---	---
1988	3	< 75	< 30	< 15	---	< 15	< 15	< 15	150	< 15	380	---	---	< 30	< 30	< 15
1988	4	---	---	---	---	---	---	---	---	---	250	---	---	---	---	---
1989	1	---	---	---	---	---	---	---	---	---	180	---	---	---	---	---
1989	2	---	---	---	---	---	---	---	---	---	200	---	---	---	---	---
1989	3	< 20	< 20	< 10	< 10	< 10	< 10	< 10	77	< 10	200	< 10	< 10	< 20	< 20	< 10
1989	4	---	---	---	---	---	---	---	---	---	260	---	---	---	---	---
1990	1	---	---	---	---	---	---	---	---	---	190	---	---	---	---	---
1990	2	< 10	< 10	< 5	< 5	< 5	< 5	< 5	73	< 5	160	< 5	< 5	< 10	< 10	< 5

NOTES : 1) WHERE STATE STANDARDS EXIST, THEY ARE SHOWN IN PARENTHESES IMMEDIATELY BELOW THE CHEMICAL NAME.
2) IF A COMPOUND WAS NOT FOUND, THE METHOD DETECTION LIMIT IS SHOWN, PRECEEDED BY A "<" (less than sign).
3) --- = NOT TESTED

SPARTON TECHNOLOGY, INC.
COORS ROAD FACILITY
GROUNDWATER MONITORING RESULTS
PART 4 of 4

[ug/l]

YEAR	QUARTER NO.	Methyl ethyl ketone	4-Methyl-2-pentanone	Styrene	1,1,1,2-Tetrachloroethane	1,1,2,2-Tetrachloroethane (10)	Tetrachloroethene (20)	Toluene (750)	1,1,1-Trichloroethane (60)	1,1,2-Trichloroethane (10)	Trichloroethene (100)	Trichlorofluoromethane	1,2,3-Trichloropropane	Vinyl acetate	Vinyl chloride (1)	Total xylenes (620)
********** WELL NO. 16 (UPPER FLOW ZONE) **********																
1983	4	---	---	---	---	---	---	---	---	---	---	---	---	---	---	---
1984	4	---	---	---	---	< 5	140	1600	5500	< 5	37000	< 10	---	---	< 10	116
1985	1	---	---	---	---	---	---	---	---	---	---	---	---	---	---	---
1985	2	---	---	---	---	---	---	---	---	---	---	---	---	---	---	---
1985	3	---	---	---	---	---	---	---	---	---	---	---	---	---	---	---
1985	4	---	---	---	---	---	---	---	---	---	---	---	---	---	---	---
1986	1	---	---	---	---	---	---	---	---	---	---	---	---	---	---	---
1986	2	---	---	---	---	---	---	---	---	---	---	---	---	---	---	---
1986	3	---	---	---	---	---	---	---	---	---	20000	---	---	---	---	---
1986	4	---	---	---	---	< 1300	< 1300	< 1300	30000	< 1300	36000	---	---	---	< 2500	---
1987	1	---	---	---	---	---	---	---	---	---	21000	---	---	---	---	---
1987	2	---	---	---	---	---	---	---	---	---	23000	---	---	---	---	---
1987	3	< 6200	< 2500	< 1200	---	< 1200	< 1200	< 1200	21000	< 1200	25000	---	---	< 2500	< 2500	---
1987	4	---	---	---	---	---	---	---	---	---	28000	---	---	---	---	---
1988	1	---	---	---	---	---	---	---	---	---	26000	---	---	---	---	---
1988	2	---	---	---	---	---	---	---	---	---	25000	---	---	---	---	---
1988	3	< 7800	< 3100	< 1600	---	< 1600	< 1600	< 1600	24000	< 1600	26000	---	---	< 3100	< 3100	< 1600
1988	4	---	---	---	---	---	---	---	---	---	22000	---	---	---	---	---
1989	1	---	---	---	---	---	---	---	---	---	16000	---	---	---	---	---
1989	2	---	---	---	---	---	---	---	---	---	14000	---	---	---	---	---
1989	3	< 500	< 500	< 250	< 250	< 250	< 250	< 250	10000	< 250	13000	< 250	< 250	< 500	< 500	< 250
1989	4	---	---	---	---	---	---	---	---	---	16000	---	---	---	---	---
1990	1	---	---	---	---	---	---	---	---	---	13000	---	---	---	---	---
1990	2	< 2000	< 2000	< 1000	< 1000	< 1000	< 1000	< 1000	16000	< 1000	20000	< 1000	< 1000	< 2000	< 2000	< 1000

NOTES : 1) WHERE STATE STANDARDS EXIST, THEY ARE SHOWN IN PARENTHESES IMMEDIATELY BELOW THE CHEMICAL NAME.
2) IF A COMPOUND WAS NOT FOUND, THE METHOD DETECTION LIMIT IS SHOWN, PRECEEDED BY A "<" (less than sign).
3) --- = NOT TESTED

SPARTON TECHNOLOGY, INC.
COORS ROAD FACILITY
GROUNDWATER MONITORING RESULTS
PART 4 of 4

[ug/l]

YEAR	QUARTER NO.	Methyl ethyl ketone	4-Methyl-2-pentanone	Styrene	1,1,1,2-Tetrachloroethane	1,1,2,2-Tetrachloroethane (10)	Tetrachloroethene (20)	Toluene (750)	1,1,1-Trichloroethane (60)	1,1,2-Trichloroethane (10)	Trichloroethene (100)	Trichlorofluoromethane	1,2,3-Trichloropropane	Vinyl acetate	Vinyl chloride (1)	Total xylenes (620)
********** WELL NO. 17 (UPPER FLOW ZONE) **********																
1983	4	---	---	---	---	---	---	---	---	---	---	---	---	---	---	---
1984	4	---	---	---	---	< 5	53	50	2300	< 5	4300	< 10	---	---	< 10	< 5
1985	1	---	---	---	---	---	---	---	---	---	---	---	---	---	---	---
1985	2	---	---	---	---	---	---	---	---	---	---	---	---	---	---	---
1985	3	---	---	---	---	---	---	---	---	---	---	---	---	---	---	---
1985	4	---	---	---	---	---	---	---	---	---	---	---	---	---	---	---
1986	1	---	---	---	---	---	---	---	---	---	---	---	---	---	---	---
1986	2	---	---	---	---	---	---	---	---	---	---	---	---	---	---	---
1986	3	---	---	---	---	---	---	---	---	---	---	---	---	---	---	---
1986	4	---	---	---	---	---	---	---	---	---	---	---	---	---	---	---
1987	1	---	---	---	---	---	---	---	---	---	---	---	---	---	---	---
1987	2	---	---	---	---	---	---	---	---	---	---	---	---	---	---	---
1987	3	< 420	< 170	< 85	---	< 85	< 85	< 85	4000	< 85	4200	---	---	< 170	< 170	---
1987	4	---	---	---	---	---	---	---	---	---	---	---	---	---	---	---
1988	1	---	---	---	---	---	---	---	---	---	---	---	---	---	---	---
1988	2	---	---	---	---	---	---	---	---	---	---	---	---	---	---	---
1988	3	---	---	---	---	---	---	---	---	---	---	---	---	---	---	---
1988	4	---	---	---	---	---	---	---	---	---	---	---	---	---	---	---
1989	1	---	---	---	---	---	---	---	---	---	---	---	---	---	---	---
1989	2	---	---	---	---	---	---	---	---	---	---	---	---	---	---	---
1989	3	---	---	---	---	---	---	---	---	---	---	---	---	---	---	---

NOTES : 1) WHERE STATE STANDARDS EXIST, THEY ARE SHOWN IN PARENTHESES IMMEDIATELY BELOW THE CHEMICAL NAME.
2) IF A COMPOUND WAS NOT FOUND, THE METHOD DETECTION LIMIT IS SHOWN, PRECEEDED BY A "<" (less than sign).
3) --- = NOT TESTED

002266

SPARTON TECHNOLOGY, INC.
COORS ROAD FACILITY
GROUNDWATER MONITORING RESULTS
PART 4 of 4

[ug/l]

YEAR	QUARTER NO.	Methyl ethyl ketone	4-Methyl-2-pentanone	Styrene	1,1,1,2-Tetra-chloro-ethane	1,1,2,2-Tetra-chloro-ethane (10)	Tetra-chloro-ethene (20)	Toluene (750)	1,1,1-Tri-chloro-ethane (60)	1,1,2-Tri-chloro-ethane (10)	Tri-chloro-ethene (100)	Tri-chloro-fluoro-methane	1,2,3-Tri-chloro-propane	Vinyl acetate	Vinyl chloride (1)	Total xylenes (620)
********** WELL NO. 18 (UPPER FLOW ZONE) ********** >>>>> WELL CONVERTED TO RECOVERY WELL IN 1989 <<<<<																
1983	4	---	---	---	---	---	---	---	---	---	---	---	---	---	---	---
1984	4	---	---	---	---	---	---	---	---	---	---	---	---	---	---	---
1985	1	---	---	---	---	---	---	---	---	---	---	---	---	---	---	---
1985	2	---	---	---	---	---	---	---	---	---	---	---	---	---	---	---
1985	3	---	---	---	---	---	---	---	---	---	---	---	---	---	---	---
1985	4	---	---	---	---	---	---	---	---	---	---	---	---	---	---	---
1986	1	---	---	---	---	---	---	---	---	---	---	---	---	---	---	---
1986	2	---	---	---	---	---	---	---	---	---	---	---	---	---	---	---
1986	3	---	---	---	---	---	---	---	---	---	5400	---	---	---	---	---
1986	4	---	---	---	---	< 200	< 200	< 200	3400	< 200	3600	---	---	---	< 400	---
1987	1	---	---	---	---	---	---	---	---	---	4000	---	---	---	---	---
1987	2	---	---	---	---	---	---	---	---	---	3000	---	---	---	---	---
1987	3	< 1200	< 500	< 250	---	< 250	< 250	< 250	2900	< 250	4800	---	---	< 500	< 500	---
1987	4	---	---	---	---	---	---	---	---	---	4300	---	---	---	---	---
1988	1	---	---	---	---	---	---	---	---	---	3500	---	---	---	---	---
1988	2	---	---	---	---	---	---	---	---	---	3100	---	---	---	---	---
1988	3	< 1200	< 500	< 250	---	< 250	< 250	< 250	2200	< 250	3800	---	---	< 500	< 500	< 250
1988	4	---	---	---	---	---	---	---	---	---	4200	---	---	---	---	---
1989	1	---	---	---	---	---	---	---	---	---	---	---	---	---	---	---
1989	2	---	---	---	---	---	---	---	---	---	---	---	---	---	---	---
1989	3	---	---	---	---	---	---	---	---	---	---	---	---	---	---	---

NOTES : 1) WHERE STATE STANDARDS EXIST, THEY ARE SHOWN IN PARENTHESES IMMEDIATELY BELOW THE CHEMICAL NAME.
2) IF A COMPOUND WAS NOT FOUND, THE METHOD DETECTION LIMIT IS SHOWN, PRECEEDED BY A "<" (less than sign).
3) --- = NOT TESTED

002267

SPARTON TECHNOLOGY, INC.
COORS ROAD FACILITY
GROUNDWATER MONITORING RESULTS
PART 4 of 4

[ug/l]

YEAR	QUARTER NO.	Methyl ethyl ketone	4-Methyl-2-pentanone	Styrene	1,1,1,2-Tetra-chloro-ethane	1,1,2,2-Tetra-chloro-ethane (10)	Tetra-chloro-ethene (20)	Toluene (750)	1,1,1-Tri-chloro-ethane (60)	1,1,2-Tri-chloro-ethane (10)	Tri-chloro-ethene (100)	Tri-chloro-fluoro-methane	1,2,3-Tri-chloro-propane	Vinyl acetate	Vinyl chloride (1)	Total xylenes (620)
********** WELL NO. 19 (LOWER FLOW ZONE) **********																
1983	4	---	---	---	---	---	---	---	---	---	---	---	---	---	---	---
1984	4	---	---	---	---	---	---	---	---	---	---	---	---	---	---	---
1985	1	---	---	---	---	---	---	---	---	---	---	---	---	---	---	---
1985	2	---	---	---	---	---	---	---	---	---	---	---	---	---	---	---
1985	3	---	---	---	---	---	---	---	---	---	---	---	---	---	---	---
1985	4	---	---	---	---	---	---	---	---	---	---	---	---	---	---	---
1986	1	---	---	---	---	---	---	---	---	---	---	---	---	---	---	---
1986	2	---	---	---	---	---	---	---	---	---	---	---	---	---	---	---
1986	3	---	---	---	---	---	---	---	---	---	---	---	---	---	---	---
1986	4	---	---	---	---	< 200	< 200	< 200	280	< 200	3600	---	---	---	< 400	---
1987	1	---	---	---	---	---	---	---	---	---	2700	---	---	---	---	---
1987	2	---	---	---	---	---	---	---	---	---	2900	---	---	---	---	---
1987	3	< 1200	< 500	< 250	---	< 250	< 250	< 250	340	< 250	4600	---	---	< 500	< 500	---
1987	4	---	---	---	---	---	---	---	---	---	3400	---	---	---	---	---
1988	1	---	---	---	---	---	---	---	---	---	2900	---	---	---	---	---
1988	2	---	---	---	---	---	---	---	---	---	< 5	---	---	---	---	---
1988	3	< 880	< 350	< 180	---	< 180	< 180	< 180	180	< 180	1800	---	---	< 350	< 350	< 180
1988	4	---	---	---	---	---	---	---	---	---	3600	---	---	---	---	---
1989	1	---	---	---	---	---	---	---	---	---	3200	---	---	---	---	---
1989	2	---	---	---	---	---	---	---	---	---	3700	---	---	---	---	---
1989	3	< 250	< 250	< 120	< 120	< 120	< 120	< 120	180	< 120	2400	< 120	< 120	< 250	< 250	< 120
1989	4	---	---	---	---	---	---	---	---	---	1500	---	---	---	---	---
1990	1	---	---	---	---	---	---	---	---	---	880	---	---	---	---	---
1990	2	< 100	< 100	< 50	< 50	< 50	< 50	< 50	< 50	< 50	1000	< 50	< 50	< 100	< 100	< 50

NOTES : 1) WHERE STATE STANDARDS EXIST, THEY ARE SHOWN IN PARENTHESES IMMEDIATELY BELOW THE CHEMICAL NAME.
2) IF A COMPOUND WAS NOT FOUND, THE METHOD DETECTION LIMIT IS SHOWN, PRECEEDED BY A "<" (less than sign).
3) --- = NOT TESTED

002268

SPARTON TECHNOLOGY, INC.
COORS ROAD FACILITY
GROUNDWATER MONITORING RESULTS
PART 4 of 4

[ug/l]

YEAR	QUARTER NO.	Methyl ethyl ketone	4-Methyl-2-pentanone	Styrene	1,1,1,2-Tetra-chloro-ethane	1,1,2,2-Tetra-chloro-ethane (10)	Tetra-chloro-ethene (20)	Toluene (750)	1,1,1-Tri-chloro-ethane (60)	1,1,2-Tri-chloro-ethane (10)	Tri-chloro-ethene (100)	Tri-chloro-fluoro-methane	1,2,3-Tri-chloro-propane	Vinyl acetate	Vinyl chloride (1)	Total xylenes (620)
********** WELL NO. 20 (LOWER FLOW ZONE) **********																
1983	4	---	---	---	---	---	---	---	---	---	---	---	---	---	---	---
1984	4	---	---	---	---	---	---	---	---	---	---	---	---	---	---	---
1985	1	---	---	---	---	---	---	---	---	---	---	---	---	---	---	---
1985	2	---	---	---	---	---	---	---	---	---	---	---	---	---	---	---
1985	3	---	---	---	---	---	---	---	---	---	---	---	---	---	---	---
1985	4	---	---	---	---	---	---	---	---	---	---	---	---	---	---	---
1986	1	---	---	---	---	---	---	---	---	---	---	---	---	---	---	---
1986	2	---	---	---	---	---	---	---	---	---	---	---	---	---	---	---
1986	3	---	---	---	---	---	---	---	---	---	---	---	---	---	---	---
1986	4	---	---	---	---	< 5	< 5	< 5	< 5	< 5	17	---	---	---	< 10	---
1987	1	---	---	---	---	---	---	---	---	---	12	---	---	---	---	---
1987	2	---	---	---	---	---	---	---	---	---	32	---	---	---	---	---
1987	3	< 25	< 10	< 5	---	< 5	< 5	< 5	< 5	< 5	35	---	---	< 10	< 10	---
1987	4	---	---	---	---	---	---	---	---	---	25	---	---	---	---	---
1988	1	---	---	---	---	---	---	---	---	---	10	---	---	---	---	---
1988	2	---	---	---	---	---	---	---	---	---	28	---	---	---	---	---
1988	3	< 25	< 10	< 5	---	< 5	< 5	< 5	< 5	< 5	19	---	---	< 10	< 10	< 5
1988	4	---	---	---	---	---	---	---	---	---	15	---	---	---	---	---
1989	1	---	---	---	---	---	---	---	---	---	12	---	---	---	---	---
1989	2	---	---	---	---	---	---	---	---	---	14	---	---	---	---	---
1989	3	< 10	< 10	< 5	< 5	< 5	< 5	< 5	< 5	< 5	20	< 5	< 5	< 10	< 10	< 5
1989	4	---	---	---	---	---	---	---	---	---	< 5	---	---	---	---	---
1990	1	---	---	---	---	---	---	---	---	---	17	---	---	---	---	---
1990	2	< 10	< 10	< 5	< 5	< 5	< 5	< 5	< 5	< 5	21	< 5	< 5	< 10	< 10	< 5

NOTES : 1) WHERE STATE STANDARDS EXIST, THEY ARE SHOWN IN PARENTHESES IMMEDIATELY BELOW THE CHEMICAL NAME.
2) IF A COMPOUND WAS NOT FOUND, THE METHOD DETECTION LIMIT IS SHOWN, PRECEEDED BY A "<" (less than sign).
3) --- = NOT TESTED

SPARTON TECHNOLOGY, INC.
COORS ROAD FACILITY
GROUNDWATER MONITORING RESULTS
PART 4 of 4

[ug/l]

YEAR	QUARTER NO.	Methyl ethyl ketone	4-Methyl-2-pentanone	Styrene	1,1,1,2-Tetrachloroethane	1,1,2,2-Tetrachloroethane (10)	Tetrachloroethene (20)	Toluene (750)	1,1,1-Trichloroethane (60)	1,1,2-Trichloroethane (10)	Trichloroethene (100)	Trichlorofluoromethane	1,2,3-Trichloropropane	Vinyl acetate	Vinyl chloride (1)	Total xylenes (620)
********** WELL NO. 21 (UPPER FLOW ZONE) **********																
1983	4	---	---	---	---	---	---	---	---	---	---	---	---	---	---	---
1984	4	---	---	---	---	---	---	---	---	---	---	---	---	---	---	---
1985	1	---	---	---	---	---	---	---	---	---	---	---	---	---	---	---
1985	2	---	---	---	---	---	---	---	---	---	---	---	---	---	---	---
1985	3	---	---	---	---	---	---	---	---	---	---	---	---	---	---	---
1985	4	---	---	---	---	---	---	---	---	---	---	---	---	---	---	---
1986	1	---	---	---	---	---	---	---	---	---	---	---	---	---	---	---
1986	2	---	---	---	---	---	---	---	---	---	---	---	---	---	---	---
1986	3	---	---	---	---	---	---	---	---	---	---	---	---	---	---	---
1986	4	---	---	---	---	< 200	< 200	< 200	3300	< 200	2300	---	---	---	< 400	---
1987	1	---	---	---	---	---	---	---	---	---	1700	---	---	---	---	---
1987	2	---	---	---	---	---	---	---	---	---	1400	---	---	---	---	---
1987	3	< 500	< 200	< 100	---	< 100	< 100	< 100	2800	< 100	2100	---	---	< 200	< 200	---
1987	4	---	---	---	---	---	---	---	---	---	2000	---	---	---	---	---
1988	1	---	---	---	---	---	---	---	---	---	1800	---	---	---	---	---
1988	2	---	---	---	---	---	---	---	---	---	1100	---	---	---	---	---
1988	3	< 25	< 10	< 5	---	< 5	< 5	< 5	1900	< 5	1500	---	---	< 10	< 10	< 5
1988	4	---	---	---	---	---	---	---	---	---	1300	---	---	---	---	---
1989	1	---	---	---	---	---	---	---	---	---	900	---	---	---	---	---
1989	2	---	---	---	---	---	---	---	---	---	520	---	---	---	---	---
1989	3	< 50	< 50	< 25	< 25	< 25	< 25	< 25	450	< 25	460	< 25	< 25	< 50	< 50	< 25
1989	4	---	---	---	---	---	---	---	---	---	1100	---	---	---	---	---
1990	1	---	---	---	---	---	---	---	---	---	1000	---	---	---	---	---
1990	2	< 70	< 70	< 35	< 35	< 35	< 35	< 35	370	< 35	400	< 35	< 35	< 70	< 70	< 35

NOTES : 1) WHERE STATE STANDARDS EXIST, THEY ARE SHOWN IN PARENTHESES IMMEDIATELY BELOW THE CHEMICAL NAME.
2) IF A COMPOUND WAS NOT FOUND, THE METHOD DETECTION LIMIT IS SHOWN, PRECEEDED BY A "<" (less than sign).
3) --- = NOT TESTED

SPARTON TECHNOLOGY, INC.
COORS ROAD FACILITY
GROUNDWATER MONITORING RESULTS
PART 4 of 4

[ug/l]

YEAR	QUARTER NO.	Methyl ethyl ketone	4-Methyl-2-pentanone	Styrene	1,1,1,2-Tetrachloroethane	1,1,2,2-Tetrachloroethane (10)	Tetrachloroethene (20)	Toluene (750)	1,1,1-Trichloroethane (60)	1,1,2-Trichloroethane (10)	Trichloroethene (100)	Trichlorofluoromethane	1,2,3-Trichloropropane	Vinyl acetate	Vinyl chloride (1)	Total xylenes (620)
********** WELL NO. 22 (UPPER FLOW ZONE) **********																
1983	4	---	---	---	---	---	---	---	---	---	---	---	---	---	---	---
1984	4	---	---	---	---	---	---	---	---	---	---	---	---	---	---	---
1985	1	---	---	---	---	---	---	---	---	---	---	---	---	---	---	---
1985	2	---	---	---	---	---	---	---	---	---	---	---	---	---	---	---
1985	3	---	---	---	---	---	---	---	---	---	---	---	---	---	---	---
1985	4	---	---	---	---	---	---	---	---	---	---	---	---	---	---	---
1986	1	---	---	---	---	---	---	---	---	---	---	---	---	---	---	---
1986	2	---	---	---	---	---	---	---	---	---	---	---	---	---	---	---
1986	3	---	---	---	---	---	---	---	---	---	---	---	---	---	---	---
1986	4	---	---	---	---	< 40	< 40	< 40	950	< 40	230	---	---	---	< 80	---
1987	1	---	---	---	---	---	---	---	---	---	170	---	---	---	---	---
1987	2	---	---	---	---	---	---	---	---	---	270	---	---	---	---	---
1987	3	< 120	< 50	< 75	---	< 25	< 25	< 25	510	< 25	370	---	---	< 50	< 50	---
1987	4	---	---	---	---	---	---	---	---	---	240	---	---	---	---	---
1988	1	---	---	---	---	---	---	---	---	---	150	---	---	---	---	---
1988	2	---	---	---	---	---	---	---	---	---	230	---	---	---	---	---
1988	3	< 25	< 10	< 5	---	< 5	< 5	< 5	140	< 5	63	---	---	< 10	< 10	< 5
1988	4	---	---	---	---	---	---	---	---	---	120	---	---	---	---	---
1989	1	---	---	---	---	---	---	---	---	---	110	---	---	---	---	---
1989	2	---	---	---	---	---	---	---	---	---	150	---	---	---	---	---
1989	3	< 20	< 20	< 10	< 10	< 10	< 10	< 10	190	< 10	120	< 10	< 10	< 20	< 20	< 10
1989	4	---	---	---	---	---	---	---	---	---	91	---	---	---	---	---
1990	1	---	---	---	---	---	---	---	---	---	110	---	---	---	---	---
1990	2	< 25	< 25	< 12	< 12	< 12	< 12	< 12	210	< 12	130	< 12	< 12	< 25	< 25	< 12

NOTES : 1) WHERE STATE STANDARDS EXIST, THEY ARE SHOWN IN PARENTHESES IMMEDIATELY BELOW THE CHEMICAL NAME.
2) IF A COMPOUND WAS NOT FOUND, THE METHOD DETECTION LIMIT IS SHOWN, PRECEEDED BY A "<" (less than sign).
3) --- = NOT TESTED

SPARTON TECHNOLOGY, INC.
COORS ROAD FACILITY
GROUNDWATER MONITORING RESULTS
PART 4 of 4

[ug/l]

YEAR	QUARTER NO.	Methyl ethyl ketone	4-Methyl-2-pentanone	Styrene	1,1,1,2-Tetrachloroethane	1,1,2,2-Tetrachloroethane (10)	Tetrachloroethene (20)	Toluene (750)	1,1,1-Trichloroethane (60)	1,1,2-Trichloroethane (10)	Trichloroethene (100)	Trichlorofluoromethane	1,2,3-Trichloropropane	Vinyl acetate	Vinyl chloride (1)	Total xylenes (620)
********** WELL NO. 23 (UPPER FLOW ZONE) ********** >>>>> WELL CONVERTED TO RECOVERY WELL IN 1989 <<<<<																
1983	4	---	---	---	---	---	---	---	---	---	---	---	---	---	---	---
1984	4	---	---	---	---	---	---	---	---	---	---	---	---	---	---	---
1985	1	---	---	---	---	---	---	---	---	---	---	---	---	---	---	---
1985	2	---	---	---	---	---	---	---	---	---	---	---	---	---	---	---
1985	3	---	---	---	---	---	---	---	---	---	---	---	---	---	---	---
1985	4	---	---	---	---	---	---	---	---	---	---	---	---	---	---	---
1986	1	---	---	---	---	---	---	---	---	---	---	---	---	---	---	---
1986	2	---	---	---	---	---	---	---	---	---	---	---	---	---	---	---
1986	3	---	---	---	---	---	---	---	---	---	---	---	---	---	---	---
1986	4	---	---	---	---	< 400	< 400	< 400	7300	< 400	7500	---	---	---	< 800	---
1987	1	---	---	---	---	---	---	---	---	---	6500	---	---	---	---	---
1987	2	---	---	---	---	---	---	---	---	---	3700	---	---	---	---	---
1987	3	< 850	< 340	< 170	---	< 170	< 170	< 170	3500	< 170	3900	---	---	< 340	< 340	---
1987	4	---	---	---	---	---	---	---	---	---	13000	---	---	---	---	---
1988	1	---	---	---	---	---	---	---	---	---	13000	---	---	---	---	---
1988	2	---	---	---	---	---	---	---	---	---	11000	---	---	---	---	---
1988	3	< 1800	< 700	< 350	---	< 350	< 350	< 350	3200	< 350	3900	---	---	< 700	< 700	< 350
1988	4	---	---	---	---	---	---	---	---	---	8000	---	---	---	---	---
1989	1	---	---	---	---	---	---	---	---	---	---	---	---	---	---	---
1989	2	---	---	---	---	---	---	---	---	---	---	---	---	---	---	---
1989	3	---	---	---	---	---	---	---	---	---	---	---	---	---	---	---

NOTES : 1) WHERE STATE STANDARDS EXIST, THEY ARE SHOWN IN PARENTHESES IMMEDIATELY BELOW THE CHEMICAL NAME.
2) IF A COMPOUND WAS NOT FOUND, THE METHOD DETECTION LIMIT IS SHOWN, PRECEEDED BY A "<" (less than sign).
3) --- = NOT TESTED

002272

ATTACHMENT 6

Analytical Results for MW-52 and MW-53

ASSAIGAI ANALYTICAL LABORATORIES

TO: Metric Corporation
8429 Washington Place, NE #A
Albuquerque, NM 87113-1672
ATTN: Pete Metzner

DATE: 5 June 1990
WORK ORDER NO: 3093

SAMPLE ID: MW - 52

ANALYTE	ANALYTICAL RESULTS	NOMINAL DETECTION LIMIT
Trichloroethene (TCE)	<1 ug/L	1ug/L

An invoice for services is enclosed. Thank you for contacting Assaigai Laboratories.

Sincerely,

Dean Dupree

Dean Dupree
Supervisor - Organic Division

XC: Ven Semala, Sparton Technology

002274

P.O. Box 90430 • Albuquerque, New Mexico 87199-0430 • (505) 345-8964

ASSAIGAI ANALYTICAL LABORATORIES

TO: Metric Corporation
8429 Washington Place, NE #A
Albuquerque, NM 87113-1672
ATTN: Pete Metzner

DATE: 7 June 1990
WORK ORDER NO: 3116

SAMPLE ID: MW - 52

ANALYTE	ANALYTICAL RESULTS	NOMINAL DETECTION LIMIT
Trichloroethene (TCE)	<1 ug/L	1ug/L

An invoice for services is enclosed. Thank you for contacting Assaigai Laboratories.

Sincerely,

Dean Dupree

Dean Dupree
Supervisor - Organic Division

XC: Ven Semala, Sparton Technology

002275

P.O. Box 90430 • Albuquerque, New Mexico 87199-0430 • (505) 345-8964

ASSAIGAI ANALYTICAL LABORATORIES

TO: Metric Corporation
8429 Washington Place, NE #A
Albuquerque, NM 87113-1672
ATTN: Pete Metzner

DATE: 20 June 1990
WORK ORDER NO: 3172

ANALYTE REQUESTED: Trichloroethene (TCE)

RECEIVED: 19 June 1990 and 20 June 1990

SAMPLE ID	ANALYTICAL RESULTS
MW-47	220 ug/L
MW-48	620 ug/L
MW-53	<1 ug/L

NOMINAL DETECTION LIMIT FOR TCE: 1 ug/L

An invoice for services is enclosed. Thank you for contacting Assaigai Laboratories.

Sincerely,

Dean Dupree

Dean Dupree
Supervisor - Organic Division

XC: Van Semala, Sparton Technology

002276

P.O. Box 90430 • Albuquerque, New Mexico 87199-0430 • (505) 345-8964