ENRON
OPERATIONS CORP.

P. O. Box 1188 Houston, Texas 77251-1188 (713) 853-6161

November 27, 1996

DEC 1996
RECEIVED

Mr. William C. Olson
Environmental Bureau
New Mexico Oil Conservation Division
2040 S. Pacheco St.
Santa Fe, New Mexico 87505

RE: Phase II Soil and Ground Water Assessment Report
Roswell Compressor Station
Transwestern Pipeline Company

Dear Bill,

Enclosed is one copy of the subject report. We are currently in the process of developing a Phase III Soil and Ground Water Assessment Plan to complete the delineation of affected soil and ground water at the site. In addition, we are in the process of developing a ground water monitoring plan for the site. We anticipate that both plans will be submitted to your office for review and approval no later than January 31, 1997.

If you have any questions regarding the enclosed report, please contact me at (713) 646-7644 or George Robinson at (713) 646-7327.

Sincerely,

Bill Kendrick

Bill Kendrick
Manager, Projects Group

gcr/BK

xc w/enclosure:

Tim Gum	NMOCD Artesia District Office
Benito Garcia	NMED HRMB

bc w/enclosure:

Larry Campbell	Transwestern Pipeline Co.	Roswell, NM
Lou Soldano	EOC Legal	EB-4779
Richard Virtue	Taichert, Wiggins, Virtue, & Najjar	Santa Fe, NM
G. Robinson	Cypress Engineering Services	3AC-3142

DANIEL B. STEPHENS & ASSOCIATES, INC.
ENVIRONMENTAL SCIENTISTS AND ENGINEERS

Phase II Soil and Ground-Water Assessment for Roswell Compressor Station Surface Impoundments

Volume I: Phase II Report

Prepared for
ENRON Environmental Affairs
Houston, Texas

December 2, 1996

6020 ACADEMY NE • SUITE 100 • ALBUQUERQUE, NM 87109 • (505) 822-9400

TABLE OF CONTENTS

Section **Page**

1. INTRODUCTION 1

2. SUBSURFACE INVESTIGATION 4
   2.1 Soil Sampling and Analysis 4
   2.2 Well Installation 5
   2.3 Ground-Water Sampling and Analysis 7
   2.4 Site Hydrogeology 8

3. RESULTS OF THE PHASE II ASSESSMENT 9
   3.1 Soil Assessment 9
      3.1.1 SVE Borings 10
      3.1.2 SG86 and Pit 3 Borings 11
      3.1.3 Monitor Well Borings 12
   3.2 Ground-Water Assessment 13
      3.2.1 Phase-Separated Hydrocarbons 13
      3.2.2 Ground-Water Quality 14

4. SVE PERFORMANCE TESTS 16
   4.1 Performance Tests 16
   4.2 Vapor Sampling 17

5. SUMMARY AND RECOMMENDATIONS 18

REFERENCES 20

LIST OF FIGURES

Figure

1 Location Map

2 Monitor Well and Soil Boring Locations

3 Hydrogeologic Cross Section A-A'

4 Hydrogeologic Cross Section B-B'

5 Water Table Elevations, September 27, 1996

6 Maximum Soil Concentration for Selected Organic Compounds

7 Distribution of Phase-Separated Hydrocarbons, September 23, 1996

8 Benzene Concentrations in Ground Water, September 1996

LIST OF TABLES

Table

1 Monitor Well Construction Details, Roswell Compressor Station No.

2 Organic Constituents Detected in Soil Samples

3 Organic Compounds Detected in Ground-Water Samples

4 Concentration of Selected Metals in Ground-Water Samples

5 Major Ions Detected in Ground-Water Samples

6 Summary of Soil Gas Analyses

LIST OF APPENDICES

Appendix

A Lithologic Logs and Well Completion Diagrams

B Summary of Analytical Results

C SVE Performance Tests

1. INTRODUCTION

ENRON Corp. retained Daniel B. Stephens & Associates, Inc. (DBS&A) to conduct a Phase II assessment of impacted soils and ground water underlying two former surface impoundments at Transwestern Pipeline Company's (Transwestern) Roswell Compressor Station No. 9. The site is located approximately 9 miles north of the city center of Roswell, New Mexico, along U.S. Highway 285 (Figure 1). The general layout of the area under investigation, which is located at the northeastern corner of the site, is provided in Figure 2.

The primary function of the former impoundments was to contain pipeline condensate, a hydrocarbon liquid that accumulates within natural gas pipelines. Previous environmental investigations have identified impacts to soil and the uppermost aquifer underlying the former surface impoundments (Harding Lawson Associates, 1991; Metric Corporation, 1991; Halliburton NUS Environmental Corporation, 1992; Brown & Root Environmental, 1993).

In order to complete the assessment of affected soil and ground water beneath the former surface impoundments, Transwestern has recently implemented a phased approach with clearly defined objectives (Transwestern, 1996). As part of the Phase I investigation, which DBS&A completed in August 1995, the chemical characteristics of affected soil immediately beneath the former impoundments was determined and three downgradient monitor wells (MW-7, MW-8, and MW-9) were installed in the uppermost aquifer (DBS&A, 1995a). The objectives of the Phase II investigation were to (1) evaluate two additional potential source areas, (2) further delineate the lateral and vertical extent of affected soil and ground water, and (3) assess whether soil vapor extraction (SVE) is a viable remedial technology for the site.

The Phase II investigation was completed in accordance with the *Work Plan for Phase II Soil and Ground-Water Assessment for Roswell Compressor Station No. 9 Surface Impoundments*, dated December 20, 1995 (DBS&A, 1995b). The tasks outlined in the plan were designed to ensure that the data generated from the investigation are of sufficient quality to support subsequent decisions by ENRON Corp. and state regulators. The New Mexico Oil Conservation Division (OCD) approved the Phase II work plan on July 24, 1996 contingent on additional sampling

requirements (OCD, 1996). The conditions set forth by OCD were incorporated into the work plan and implemented as requested.

The Phase II assessment was conducted during the period of September 10 through 26, 1996. In order to evaluate potential subsurface impacts, DBS&A analyzed soil and ground-water samples for numerous inorganic and organic constituents to determine if standards set by the U.S. Environmental Protection Agency (EPA) and/or the New Mexico Water Quality Control Commission (NMWQCC) were exceeded. Additional field work was conducted to determine remedial design parameters. Specifically, the DBS&A Phase II assessment included the following work:

- Five soil borings (SVE prefix) were advanced and three of the borings were converted to SVE wells near the periphery of the surface impoundment referred to as Pit 1 (Figure 2).

- Five borings (SG86-1 through SG86-4 and MW-13) were advanced, one of which was converted to a monitor well, near a suspected source area referred to as SG86.

- Five borings (Pit 3-1 through Pit 3-5) were advanced near a suspected source area referred to as Pit 3.

- Nine borings (MW-10 through MW-19, excluding MW-13) were advanced below the water table of the uppermost aquifer, and monitor wells were constructed and developed in each of these borings.

- Soil samples were collected from each of the above borings for field and laboratory analyses.

- Pneumatic bladder pumps were installed in six of the new monitor wells to be used for ground-water sampling.

- Fourteen monitor wells were sampled and analyzed for inorganic and organic constituents.

- Fluid levels were measured in all existing and newly installed wells to evaluate groundwater flow directions.

- Six SVE performance tests of various durations were conducted.

- A survey was performed to determine the locations and elevations of each new boring and well.

This report presents the methods and results of the Phase II assessment. Section 2 provides a discussion of field procedures used during drilling and sampling activities and a brief discussion of the local hydrogeologic conditions. Section 3 provides an interpretation of the soil and groundwater results. Section 4 describes the SVE performance tests. Finally, Section 5 includes a summary and the conclusions drawn from the Phase II assessment.

2. SUBSURFACE INVESTIGATION

This section describes the procedures followed during the subsurface investigation (Sections 2.1 through 2.3) and incorporates the physical data obtained from the investigation into a local hydrogeologic framework (Section 2.4). All field work was conducted in accordance with DBS&A standard operating procedures and a site-specific health and safety plan developed for the field program.

2.1 Soil Sampling and Analysis

During the Phase II investigation, DBS&A advanced 24 borings to delineate the extent of subsurface impacts. The location of soil borings and monitor wells (MW-10 through MW-19) installed during the Phase II assessment are shown on Figure 2. Drilling services were provided by Layne Environmental Services of El Paso, Texas, using a Failing F-10 hollow-stem auger rig. Prior to beginning each boring, drilling equipment and sampling devices were steam cleaned and inspected by DBS&A personnel. In addition, all sampling equipment was decontaminated prior to each use by washing with Liquinox detergent followed by rinsing with deionized water.

Soil cuttings were segregated based on field headspace screening for volatile organic compounds (VOCs) using an organic vapor analyzer equipped with a photoionization detector (PID). Potentially contaminated soil cuttings were stored in 55-gallon drums and labeled to identify the contents, date of generation, and amount of material generated. The clean cuttings were stockpiled at the site on clean plastic.

As each boring was advanced, soil samples were collected by driving 24-inch-long split-spoon samplers ahead of the lead auger flight. With the exception of borings to be completed as monitor wells, split-spoon samples were collected on 5-foot intervals to the total drilled depth of each boring. During the drilling of monitor wells, installed for the purpose of defining the extent of dissolved-phase contamination in the uppermost aquifer, split-spoon samples were collected at 10-foot intervals.

The recovered cuttings and split-spoon samples were used to develop geologic logs based on the Unified Soil Classification System. Subsamples of the recovered material were placed in resealable plastic bags for field headspace screening for VOCs using a PID. Appendix A contains the lithologic logs and PID readings for each boring advanced during the investigation.

Soil samples were selected from each boring for laboratory analysis. The samples selected included the one from the bottom of each boring and, if field screening determined that VOCs were present, the most highly impacted sample based on visual examination and the field headspace screening. Samples collected for laboratory analysis were contained in 250-mL glass jars and placed in an ice-filled cooler for shipment to Core Laboratories in Denver, Colorado, for chemical analysis using standard laboratory protocols in *Test Methods for Evaluating Solid Waste* (U.S. EPA, 1986). Analytical methods and data quality objectives for the phased investigation are discussed in detail in the Quality Assurance Project Plan (Transwestern, 1996).

Each soil sample was analyzed for total petroleum hydrocarbons (TPH) (EPA method 418.1), VOCs (EPA method 8240), semivolatile organic compounds (SVOCs) (EPA method 8270), polychlorinated biphenyls (PCBs) (EPA method 8080), and metals (EPA methods 6010 and 7471). Appendix B provides a summary of analytical results for all soil samples collected during the investigation. Copies of the Core Laboratories analytical reports and the corresponding quality assurance/quality control data are given in Volume II of this report.

Following sample collection, each boring was either plugged and abandoned with a cement/ bentonite slurry or completed as a well.

2.2 Well Installation

In order to evaluate ground-water quality, borings to be completed as monitor wells were drilled to approximately 10 feet below the water table. The monitor wells installed in these borings were constructed of 2-inch-diameter schedule 40 polyvinyl chloride (PVC) pipe and included, in ascending order, a 6-inch flush-threaded silt trap (sump) at the bottom of the boring, typically 15 to 20 feet of flush-threaded 0.01-inch machine-slotted PVC screen above the sump, and blank casing from the top of the screen to ground surface.

Once the well casing was lowered to the bottom of the borehole, a sand pack consisting of #12-20 mesh silica sand was emplaced from the total well depth to approximately 2 feet above the top of the well screen. The annular space above the sand pack was filled with a minimum 2-foot-thick bentonite seal and hydrated with distilled water. The remaining annular space was filled with a cement/bentonite slurry grout to ground surface. The top of the well casing was protected by a locking expansion cap within a flush grade well vault. A concrete pad was then constructed around the well vault.

In order to evaluate SVE design parameters, three SVE wells were constructed above the water table. The three SVE borings were originally advanced to a total depth of approximately 60 feet bgs. However, VOCs were detected primarily along the water table interface in boring SVE-3, and in borings SVE-1 and SVE-2, above a clay zone present at approximately 30 feet bgs. Consequently, DBS&A abandoned borings SVE-1 and SVE-2 and drilled two nearby replacement borings to a total depth of approximately 30 feet bgs. SVE wells SVE-1A and SVE-2A were then installed in these shallow borings to evaluate hydrocarbon removal from the shallow sands and gravels. Boring SVE-3 was converted to a SVE well as originally planned to evaluate hydrocarbon removal from the deeper clays.

Wells SVE-1A and SVE-2A (Figure 2) were installed to a total depth of approximately 30 feet below ground surface (bgs) within the shallow soil zone, which consists primarily of sands and gravels with relatively high intrinsic permeability. Well SVE-3, installed to a total depth of approximately 62 feet bgs, was completed in the lower soil zone, which consists primarily of sandy to fat clays with relatively low permeability. Each well was completed with 2-inch-diameter, 0.020-inch machine-slotted PVC screen and flush-thread 2-inch PVC blank casing to ground surface. However, only 10 feet of screen was installed in the shallow zone as opposed to 30 feet of screen in the deeper zone. The annular seals and surface completions were similar to those of the monitor wells described above.

Construction details and September 27, 1996, water level elevations for all of the newly installed wells are provided in Table 1. Each location was surveyed relative to the facility grid and mean sea level by Wagener Engineering of Roswell, New Mexico.

2.3 Ground-Water Sampling and Analysis

The newly installed monitor wells were developed by surging with a PVC bailer in order to (1) dislodge any smeared material on the borehole wall that would otherwise inhibit ground-water flow and (2) remove fine particles near the boring. During well development, pH, temperature, specific conductance, and turbidity were monitored periodically to determine when the wells were sufficiently developed. All purged ground water was contained in 55-gallon drums to be disposed of by Transwestern.

Following well development, dedicated pneumatic bladder pumps were installed in monitor wells MW-10 through MW-14 and MW-17 to allow purging and collection of representative ground-water samples at low flow rates. Pneumatic bladder pumps were not available for installation in all monitor wells because the number of wells installed during the investigation was extended beyond the original Phase II scope in order to more accurately define the zone of impact. Instead, monitor wells MW-15 and MW-19 were sampled with dedicated, disposable polyethylene bailers. The two remaining new monitor wells were not sampled due to the presence of phase-separated hydrocarbons (PSH) in MW-16 and the absence of ground water in MW-18. In addition, ground-water samples were collected from previously installed monitor wells MW-3 and MW-5 through MW-9.

After purging three casing volumes, samples were collected in order of decreasing volatility. Samples for VOC analyses were collected in precooled, acidified, certified-clean 40-mL glass vials with septum caps supplied by the laboratory. Following collection of the VOC samples, the samples for SVOC, total metals (unfiltered), and general chemistry analyses were collected in containers with the appropriate preservative, as provided by Core Laboratories. All samples were shipped to the laboratory in an ice-filled chest using an overnight carrier.

Samples from each well were analyzed for VOCs (EPA method 8240), SVOCs (EPA method 8270), PCBs (EPA method 8080), major ions, total dissolved solids (TDS), and the metals regulated by the NMWQCC using the EPA procedures set forth in *Test Methods for Evaluating Solid Waste* (U.S. EPA, 1986). Appendix B contains a summary of the water analyses results;

the full Core Laboratories report, including the supporting quality assurance and chain-of-custody documents, is provided in Volume II of this report.

2.4 Site Hydrogeology

Hydrogeologic cross sections developed from lithologic descriptions are provided as Figures 3 and 4; the locations of the cross sections are shown on Figure 2. The alluvial sediments beneath the impoundments consist of discontinuous interbedded cobbles, gravel, sand, silt, and clay to depths of approximately 70 feet bgs. The base of the alluvium is marked by abundant gypsum beds. A detailed description of the alluvial lithology is provided in the Phase I assessment plan (DBS&A, 1995c).

Within the alluvium, ground water occurs under unconfined to possibly semiconfined conditions. The depth to water across the area of investigation ranges from approximately 50 to 65 feet bgs (although no ground water was encountered in wells MW-7ABD and MW-18). Water table elevations generated from September 27, 1996 depth to water measurements are shown on Figure 5.

As indicated on Figure 5, an accurate evaluation of the direction(s) of ground-water flow under the surface impoundments is not feasible. In the area under investigation, the uppermost aquifer flow field is complex as evidenced by (1) anomalous water level elevations, (2) significant variations in the direction and magnitude of hydraulic gradient between wells, and (3) discontinuous water-bearing zones as evidenced by dry areas near monitor well MW-18 and soil boring MW-7ABD. Consequently, no attempt was made to contour the measured water level elevations. A better indication of ground-water flow directions within the area is likely provided by the distribution of ground-water contaminants beneath the site (Section 3.2.2).

3. RESULTS OF THE PHASE II ASSESSMENT

As described in Section 2, soil and ground-water samples were collected from each boring and monitor well and analyzed for organic and inorganic constituents. Appendix A contains the results of the headspace analysis for each boring, and the analytical chemistry results are summarized in tables located in Appendix B. Laboratory reports are provided in Volume II of this report.

This section provides an interpretation of the analytical results obtained from the Phase II assessment. Sections 3.1 and 3.2 describe the soil and ground-water assessments, respectively.

3.1 Soil Assessment

The objectives of the soil assessment were to (1) more closely define the lateral extent of affected soil in the vicinity of former surface impoundment Pit 1, (2) characterize residual subsurface wastes within potential source areas SG86 and Pit 3, and (3) determine the areal extent of soil impacts. In order to meet the stated objectives, field screening methods were used to collect potentially impacted soils for analysis. Following receipt of the analytical results, DBS&A evaluated the spatial distribution of potential contaminants and compared the concentrations of each constituent with the available regulatory standards.

With the exception of the OCD regulatory guidelines for TPH, benzene, and total benzene, toluene, ethylbenzene, and xylenes (BTEX) (OCD, 1993), no regulatory standards are presently in place for the State of New Mexico. In an attempt to establish cleanup goals, Transwestern has proposed performance standards that include the OCD standards for TPH and BTEX and, for constituents other than TPH and BTEX, the Risk Reduction Standard 2 criteria established by the Texas Natural Resource Conservation Commission (TNRCC) (Transwestern, 1996). For chemical constituents for which a TNRCC Risk Reduction Standard 2 criterion is not available, Transwestern has proposed the adoption of the soil screening levels (SSLs) for transfer of contaminants from soil to ground water listed in the U.S. EPA Region III risk-based concentration table issued on October 20, 1995.

Table 2 provides a summary of the 13 organic constituents detected in at least one or more soil sample collected during the Phase II assessment. The performance standard proposed by Transwestern for each detected constituent is provided for reference. A summary of the results of all constituents analyzed for during the Phase II investigation is provided in Appendix B. Most of the analyzed metals are naturally occurring in soil and are within the range for background metal concentrations in the southwestern and western United States (Schacklette and Boerngen, 1984). Accordingly, the concentrations of metals present in soil are not discussed in greater detail.

Contaminants of concern, as defined by OCD, are those that have a potential to cause an exceedance of NMWQCC standards. Figure 6 provides the plan view distribution of the maximum concentration of the primary contaminants of concern detected in soils near the former surface impoundments. The subject contaminants of concern are discussed in greater detail in Sections 3.1.1 through 3.3.3.

3.1.1 SVE Borings

In order to evaluate the extent of soil impacts along the periphery of Pit 1, each original SVE boring was advanced to a total depth of approximately 60 feet bgs. As described in Section 2.2, field screening with a PID detected VOCs at the western and southern boundary of Pit 1 (borings SVE-1 and SVE-2, respectively) primarily above a clay zone present at approximately 30 feet bgs, whereas to the north (boring SVE-3), VOCs were detected primarily along the water table interface (approximately 50 to 60 feet bgs).

As indicated by the laboratory analyses, the residual waste surrounding Pit 1 consists primarily of petroleum hydrocarbons with minor quantities of halogenated VOCs (Figure 6). TPH concentrations ranged from 21 to 3,700 mg/kg for soil samples collected from borings SVE-1, SVE-2, and SVE-3, with the OCD regulatory guideline of 100 mg/kg for TPH exceeded in one of the six soil samples collected from these borings (Appendix B). During the Phase I assessment, a maximum TPH concentration of 26,000 mg/kg was detected within a soil sample collected directly from the residual waste present within Pit 1. The PCB Aroclor 1254 was also detected

in one sample; however, the laboratory noted matrix interferences, which made quantification of Aroclor 1254 uncertain.

3.1.2 SG86 and Pit 3 Borings

The Phase II assessment consisted of characterizing two potential source areas: (1) the area near soil boring SG86 (previously advanced by Metric Corporation [1991]) and (2) the location referred to on Figure 2 as Pit 3. At each potential source area, five borings were drilled and sampled to approximately 30 feet bgs. One of the borings located near SG86 was completed as monitor well MW-13; the others were plugged with cement-bentonite slurry and abandoned.

3.1.2.1 SG86 Borings. Field screening of soils in the SG86 area indicated that VOCs are present in the vicinity of borings SG86-1, SG86-2, and MW-13. However, with the exception of four samples collected from boring MW-13, all detected hydrocarbon concentrations were below the 100 parts per million by volume (ppmv) field screening criterion (Appendix A).

As part of the SG86 assessment, DBS&A collected nine soil samples for laboratory analyses. With the exception of acetone and methylene chloride, common laboratory contaminants that were detected in several of the samples, only two boring locations, SG86-1 and MW-13, had detectable concentrations of VOCs (Table 2). The VOCs detected in these borings include BTEX and the halogenated compounds 1,1-dichloroethane (1,1-DCA), tetrachloroethene (PCE), and 1,1,1-trichloroethane (1,1,1-TCA). Another common laboratory contaminant, the SVOC di-n-butylphthalate, was also detected in several samples as well as in the laboratory method blank.

Although the SG86 assessment determined that VOCs are present within the sands and gravels above the deeper sandy and fat clays present from 30 to 60 feet bgs, these VOC concentrations do not indicate a separate source area. Because borings SG86-1, SG86-2, and MW-13 define the area of shallow soils containing VOCs, former surface impoundment Pit 1 is the likely source (Figure 2). Based on PID readings, hydrocarbons were likely released from Pit 1, which allowed hydrocarbons to migrate laterally and downward from the Pit 1 source. Near monitor well MW-13, soils were probably impacted from two distinct sources: (1) a shallow release and (2) a deeper

source that likely leached downward through the soil column from Pit 1 or 2 and then migrated laterally along the water table toward the monitor well MW-13 area.

3.1.2.2 Pit 3 Borings. Field screening of soils in the Pit 3 area indicates that hydrocarbon concentrations are below 100 ppmv at all five boring locations (Appendix A). PID readings ranged from 0.4 to 61 ppmv for the screened soils. The highest PID readings were measured in soils near the ground surface (Pit 3-2 and Pit 3-4) and soils in contact with the lower clays (Pit 3-1 and Pit 3-5). The PID readings indicate that Pit 3 is not a likely source of ground-water contamination.

During the assessment, DBS&A collected seven soil samples from the Pit 3 borings for laboratory analysis. The results of these analyses (Table 2) indicate that minimal soil impacts have occurred in this area. Benzene and xylene were each detected near the method detection limit in one sample. The PCB Aroclor 1254 and methylene chloride were also detected at low concentrations within several samples. All organic constituent concentrations detected in the analyzed soils were below the proposed performance standards for remediation.

3.1.3 Monitor Well Borings

During the drilling of monitor wells, DBS&A collected 10 soil samples for the complete analysis of organic and inorganic constituents. In addition, DBS&A collected samples in each boring at 10-foot intervals to evaluate the areal distribution of TPH in soils. Appendix B contains a summary table of TPH concentrations in all analyzed soils collected during the investigation.

PID readings indicated that few soils contained detectable concentrations of VOCs. Of the 10 borings advanced for the purpose of installing monitor wells, only samples analyzed from borings MW-12, MW-13, and MW-16 had detectable concentrations of VOCs. However, several samples from these borings exceeded the 100-ppmv OCD field-screening criterion (Appendix A), and the MW-16 soil sample collected near the water table exceeded the performance standards for BTEX and TPH (Table 2). In addition, the 60-foot sample collected from MW-16 had detectable concentrations of the SVOCs 2-methyl naphthalene and naphthalene and the PCB Aroclor 1254.

Off-site soil impacts appear to be limited primarily to TPH and BTEX (i.e., no halogenated compounds were detected) (Table 2).

3.2 Ground-Water Assessment

Concurrent with the soil assessment, the Phase II ground-water assessment was conducted to determine analytes present in ground water. As proposed in the Phase II assessment plan, five monitor wells were installed in the uppermost aquifer to delineate the extent of the dissolved-phase plume near the former impoundments (monitor wells MW-10 through MW-14 [Figure 2]). Based on field observations, an additional five monitor wells were installed to delineate the extent of the plume (monitor wells MW-15 through MW-19 [Figure 2]).

Past investigations have determined that the organic constituents BTEX, 1,1,1-TCA, and 1,1-DCA are the principal threats to ground water beneath the former impoundments. However, in order to ensure that other constituents are not present, additional analyses were specified for ground-water samples (Section 2.3). Sections 3.2.1 and 3.2.2 describe the outcome of the ground-water assessment.

3.2.1 Phase-Separated Hydrocarbons

On September 23 and 27, 1996, DBS&A checked each well for the presence of phase-separated hydrocarbon (PSH). The distribution of PSH is shown on Figure 7 based on the September 23, 1996 measurements. On that date, PSH was present in three product recovery wells (MW-1, MW-1B, and MW-2) located on-site and newly installed monitor well MW-16 located approximately 120 feet east of the eastern property boundary. On September 23, 1996, the measurable thickness of PSH on top of the water table ranged from 2.9 to 7.5 feet.

The estimated extent of PSH is shown on Figure 7. The estimated area of PSH extent has a northwest to southeast orientation with a maximum and minimum axis of roughly 550 feet and 150 feet, respectively. The extent of PSH is bounded by monitor wells containing no measurable thickness.

3.2.2 Ground-Water Quality

As part of the ground-water assessment, DBS&A collected water samples from eight of the newly installed wells and the six existing wells that did not contain PSH (MW-3 and MW-5 through MW-9). Monitor wells MW-16 and MW-18 were not sampled due to the presence of PSH and lack of ground water, respectively. Tables 3 through 5 summarize the results of all past and present ground-water analyses that detected measurable concentrations of target analytes. More extensive tables that contain results for all analyzed constituent are provided in Appendix B, and the analytical laboratory reports and supporting quality assurance/quality control documentation are provided in Volume II of this report.

As shown on Table 3, only 10 organic compounds have been detected in ground water obtained from the uppermost aquifer. Based on their areal distribution, the primary contaminants of concern are BTEX. Halogenated VOCs and naphthalenes have been detected in ground water only in the vicinity of recovery well MW-1, located in the northeast corner of the site.

Based on September 1996 benzene concentrations, the estimated extent of actionable ground-water impacts is shown on Figure 8. Actionable impacts cover an area having dimensions of roughly 600 feet by 350 feet. The distribution of contaminants suggests that ground water flows to the north and east of the former surface impoundments. To date, the extent of actionable ground-water impacts north of monitor well MW-12 and due south of MW-16 have not been fully defined.

During the Phase I ground-water assessment, DBS&A analyzed ground-water samples from 6 wells for 18 metals. Based on the Phase I analysis, the analyte list was reduced to 10 specific metals based on previous detections and/or the presence of a NMWQCC standard for the metal. Phase II chemical analysis of ground-water samples indicates that all metals detected in water samples from the 14 monitor wells sampled are below the NMWQCC standards (Table 4). Repeat sampling of MW-1 was not conducted due to the presence of PSH.

Inorganic analyses for major ions indicate that ground-water samples from each well, including upgradient monitor wells MW-6 and MW-10, exceed the NMWQCC ground-water standards for

TDS, chloride, and sulfate. The generally poor inorganic water quality in the vicinity of the site is natural and is likely due primarily to the presence of gypsum beds within the alluvium and underlying Artesia Group.

4. SVE PERFORMANCE TESTS

On September 24 and 25, 1996, DBS&A conducted several short-term SVE performance tests. The tests were conducted with the assistance of AcuVac Remediation (AcuVac) of Houston, Texas. AcuVac transported a mobile internal combustion engine (ICE) vapor extraction unit to the site and operated the unit under DBS&A's direction. The ICE draws a vacuum on the wells and at the same time achieves nearly complete oxidation of well vapors. The AcuVac pilot testing report is provided in Appendix C.

The tests were conducted in order to assess whether SVE is a viable technology at this site for the removal of PSH and hydrocarbons adsorbed on soils. The specific objectives of the SVE tests were to:

- Evaluate the effective radius of influence for SVE wells
- Determine operational flow rates and vacuums
- Estimate hydrocarbon mass removal rates

4.1 Performance Tests

The SVE tests consisted of (1) a 6.9-hour test on well SVE-3, completed in the deep zone of impacts (30 to 60 feet bgs) within sandy to fat clays, (2) a 5.7-hour test on recovery well MW-1, also completed in the deep zone, (3) a 2.8-hour test on well SVE-2, completed in the shallow zone of impacts (20 to 30 feet bgs) within sands and gravels, and (4) three 15- to 30-minute tests on wells SVE-1, MW-15, and MW-16. The location of each test well is shown on Figure 2.

Tests were conducted at air flow rates ranging from approximately 15 to 40 cubic feet per minute (cfm) and vacuums of 25 to 160 inches of water. The performance tests indicated that approximately 2 to 3 cfm per linear foot of screen could be obtained from a 2-inch-diameter SVE well completed in the upper zone at vacuums of 25 to 40 inches of water. In the lower zone, approximately 1 to 1.5 cfm per linear foot of screen could be obtained from a 2-inch-diameter

SVE well completed in the lower zone at vacuums of 50 to 160 inches of water. AcuVac estimated that the effective radii of influence ranged from 80 feet to 90 feet in the lower zone.

4.2 Vapor Sampling

During the pilot testing of wells SVE-3 and MW-1, soil vapor samples were collected to evaluate hydrocarbon mass removal rates. Samples were collected in stainless steel canisters and shipped to Core Laboratories in Houston, Texas for analysis of BTEX, extended refinery gases (aliphatics and branched paraffins), and fixed gases (O_2/N_2/CO_2). The analytical results from samples collected during the pilot tests are provided in Appendix C. In addition to the collection of samples for laboratory analyses, soil vapor concentrations were measured in the field with a Horiba auto emissions analyzer provided by AcuVac. Non-methane hydrocarbon concentrations measured by Core Laboratories (12,800 ppmv in well MW-10) compared favorably with the Horiba measurement made by AcuVac.

Table 6 summarizes the results of vapor analyses performed on samples collected during the SVE performance testing. The highest concentrations of total hydrocarbon vapors, approximately 15,590 ppmv as measured by AcuVac, were extracted from SVE well SVE-3 during the 6.9-hour SVE test. Fixed gas concentrations indicate that natural in-situ biodegradation of hydrocarbons is occurring, as evidenced by elevated CO_2 and reduced O_2 concentrations (Appendix C).

The test results indicate that an SVE system can be used to remove hydrocarbon contamination at the site by vapor means and that such a system will be effective in the area surrounding the former impoundments, where contaminants are primarily low-molecular-weight pipeline distillates and where sustainable flow rates were recorded during the pilot test periods.

5. SUMMARY AND RECOMMENDATIONS

This report summarizes the Phase II soil and ground-water assessment undertaken by DBS&A on September 10 through 26, 1996, at Transwestern Pipeline Company's Roswell Compressor Station No. 9. The objectives of this Phase II investigation were to (1) evaluate two additional potential source areas (Pit 3 and SG86 [Figure 2]), (2) further delineate the extent of affected soil and ground water, and (3) assess whether SVE is a viable remedial technology for the site. Based on the data gathered to date, the following conclusions can be made regarding hydrogeologic characteristics and the extent of subsurface contamination near the former surface impoundments:

- Ground water beneath the investigated area is generally present near the base of the alluvium at approximately 50 to 65 feet bgs. The base of the alluvium is characterized by abundant gypsum beds. Ground-water flow directions are complex, as shown by the anomalous water level elevations, variable hydraulic gradients, and discontinuous water-bearing zones.

- The SVE borings advanced along the periphery of Pit 1 indicate that soil impacts are limited primarily to the area above the clays present at approximately 30 feet bgs. Based on the Phase I and II assessments, TPH concentrations within the area surrounding Pit 1 range from 21 to 3,700 mg/kg, and the residual waste has a maximum concentration of 26,000 mg/kg. The residual waste within Pit 1 consists primarily of petroleum hydrocarbons with minimal concentrations of halogenated VOCs.

- Assessment of soils in the SG86 and Pit 3 areas indicates that these two areas are not likely sources of ground-water contamination. In general, the soil impacts in these areas are minimal.

- Soil samples collected during the drilling of Phase II monitor wells indicate that off-site soil impacts are limited to TPH and BTEX. Only one soil sample, collected from boring MW-16, exceeded the regulatory standard for TPH and BTEX.

- Laboratory identification of PCBs is based on a "best fit" analysis of chromatographic peak patterns and retention times. Due to chemical weathering and matrix interferences, the identification process can be rather subjective. Prior to the Phase II investigation, PCBs had not been detected in the residual waste or soils surrounding Pits 1 and 2. However, during this investigation the PCB Aroclor 1254 was detected in several otherwise clean samples. A mechanism for transport of PCBs to depths of 60 feet bgs has not been determined. Additional analysis will be completed in the future to determine the presence or absence of PCBs.

- During the Phase II investigation, 10 additional monitor wells were installed to assess ground-water impacts. The analyses of samples from these wells indicates that BTEX constituents, 1,1,1-TCA and 1,1-DCA, are the primary constituents of concern. Based on benzene concentrations, the estimated extent of ground-water impacts covers an area of approximately 600 feet by 350 feet. At this point, the extent of actionable ground-water impacts north of monitor well MW-12 and south of MW-16 have not been fully defined.

- Measurable thicknesses of PSH present in four wells indicate that the estimated extent of PSH covers roughly a 550-foot by 150-foot area (roughly 2 acres).

- The SVE performance test determined that an SVE remedial system can be used to remove hydrocarbon contamination from the soils present at the site. Tests were conducted at air flow rates ranging from approximately 15 to 40 cfm and vacuums of 25 to 160 inches of water. AcuVac estimated that the effective radii of influence ranged from 80 feet to 90 feet in both the lower clayey soils and in the upper zone.

REFERENCES

Brown & Root Environmental. 1993. Draft report: Groundwater assessment at Roswell Compressor Station No. 9, Transwestern Pipeline Company, Roswell, New Mexico, Project No. 5T72. Prepared for Enron Corporation, Houston, Texas. June 1993.

Daniel B. Stephens & Associates, Inc. (DBS&A). 1995a. Phase I soil and ground-water assessment for Roswell Compressor Station No. 9 surface impoundments. Prepared for ENRON Environmental Affairs, Houston, Texas. November 8, 1995.

DBS&A. 1995b. Work plan for Phase II soil and ground-water assessment for Roswell Compressor Station No. 9 surface impoundments. Prepared for ENRON Operations Corporation, Houston, Texas. December 20, 1995.

DBS&A. 1995c. Phase I soil and ground-water assessment plan for Roswell Compressor Station impoundments. Prepared for ENRON Environmental Affairs, Houston, Texas. July 1995.

Halliburton NUS Environmental Corporation. 1992. Final report: Monitor well installation, Transwestern Pipeline Company, Compressor Station No. 9, Roswell, New Mexico. Southwest Region. October 1992.

Harding Lawson Associates. 1991. Shallow subsurface investigation: Transwestern Pipeline Company, Compressor Station No. 9, Roswell, New Mexico. Prepared for Transwestern Pipeline Company, Houston, Texas. June 20, 1991.

Metric Corporation. 1991. Shallow subsurface investigation at Roswell compressor station, Chaves County, New Mexico. Prepared for Transwestern Pipeline Company, Roswell, New Mexico. December 1991.

New Mexico Oil Conservation Division (OCD). 1993. Unlined surface impoundment closure guidelines (February 1993). Tab 7b. *In* Environmental Regulations, State of New Mexico

Energy, Minerals, and Natural Resources Department, Oil Conservation Division, Santa Fe, New Mexico.

OCD. 1996. Letter to Bill Kendrick, ENRON Operations Corp., Houston, Texas, from William C. Olson, Environmental Bureau, regarding Phase II investigation work plan, Roswell Compressor Station, Transwestern Pipeline Co. State of New Mexico Energy, Minerals and Natural Resources Department, Santa Fe, New Mexico. July 24, 1996.

Schacklette, H.T., and J.G. Boerngen. 1984. Elemental concentrations in soils and other surficial materials of the coterminous United States. USGS Prof. Paper 1270. U.S. Government Printing Office, Washington, D.C., 105 p.

Transwestern Pipeline Company. 1996. Alternative closure plan for Roswell Compressor Station No. 9 surface impoundments. June 27, 1996.

U.S. EPA. 1986. Test methods for evaluating solid waste, 3rd ed. EPA-SW-846. November 1986.

FIGURES

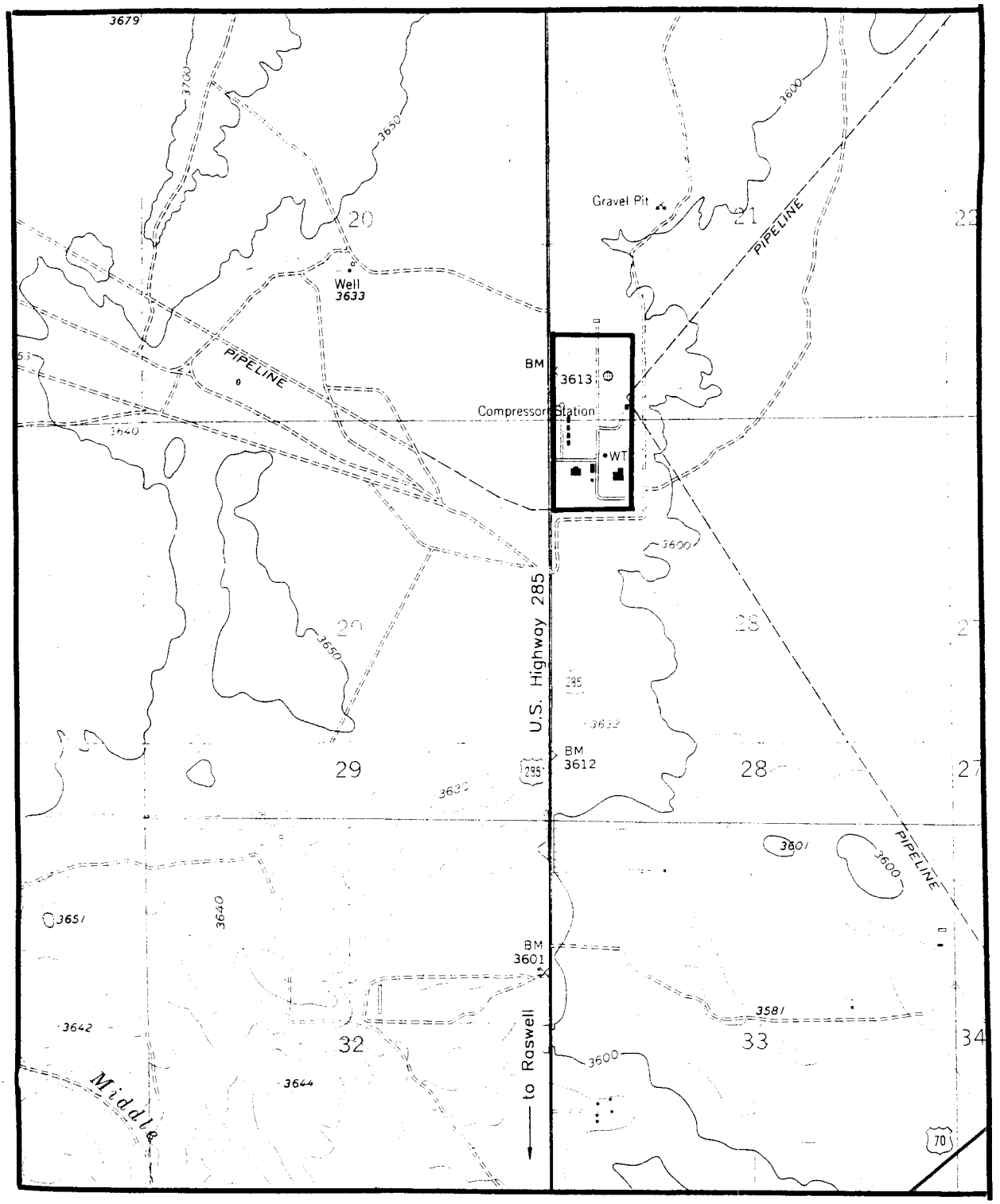

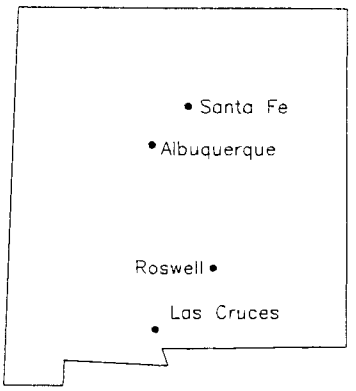

N

0 3000 Feet

Source: U.S. Geological Survey. 1982 Panther Hill, Roswell North 7 1/2 Minute Topographic Quadrangle Map.

ROSWELL COMPRESSOR STATION

Location Map

DANIEL B. STEPHENS & ASSOCIATES, INC.

5-94 JN 4115

Figure 1

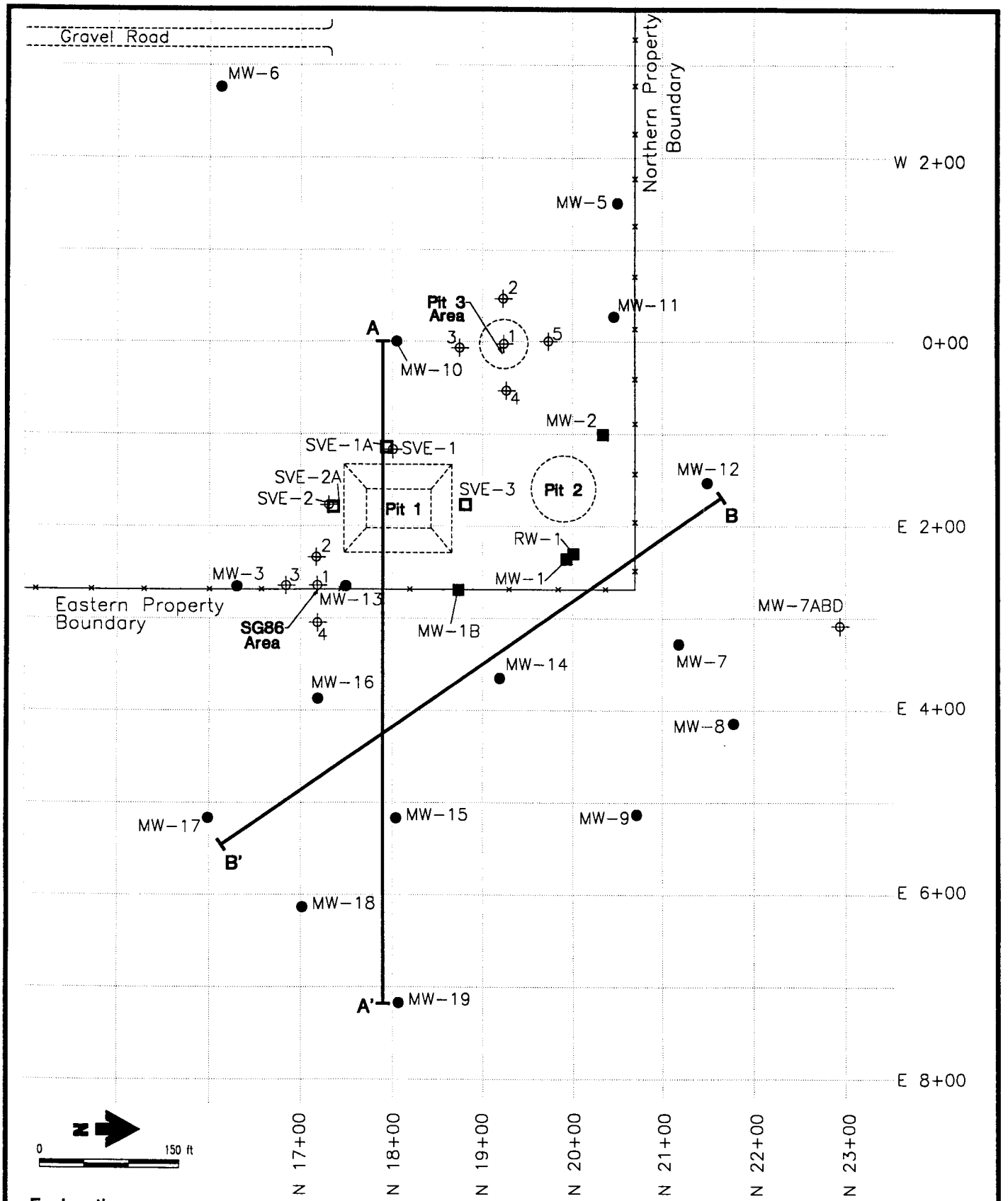

Explanation

- Monitor well
- Recovery well
- SVE well
- Cross section
- Soil boring
- Fence

OP\6033\603303W.DWG

ROSWELL COMPRESSOR STATION

Monitor Well and Soil Boring Locations

DANIEL B. STEPHENS & ASSOCIATES, INC.

12-2-96

JN 6033

Figure 2

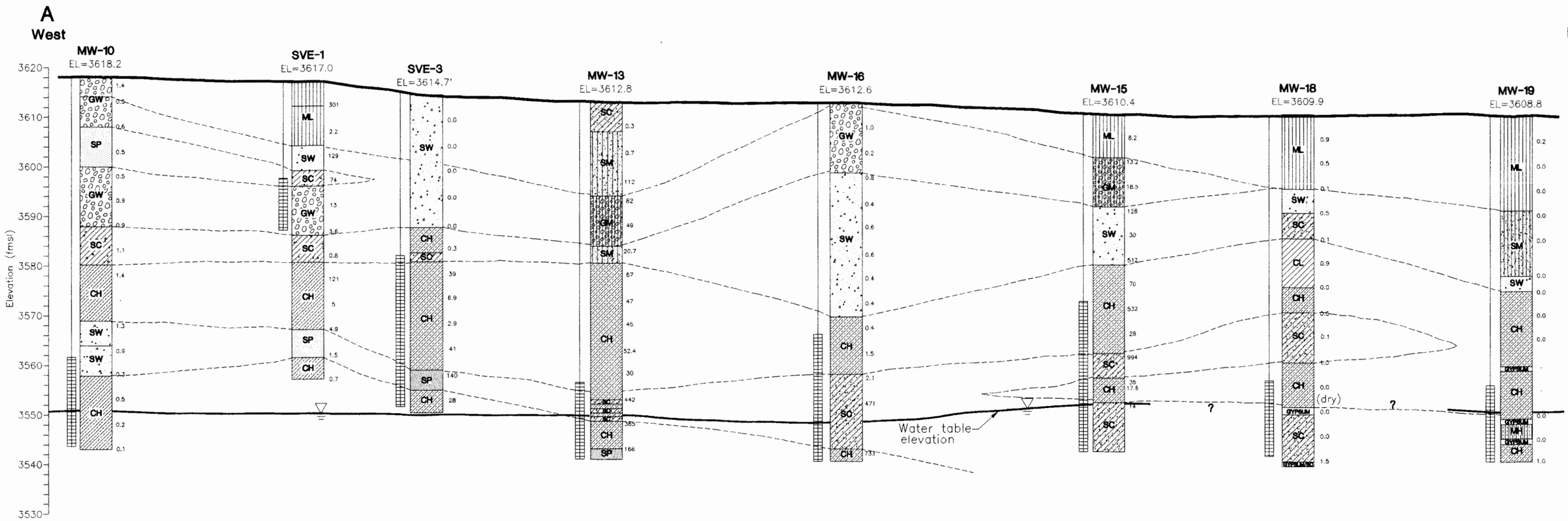

Horizontal Scale: 1" = 50'
Vertical Scale: 1" = 20'

- Ground surface
- Well screen
- Water table elevation (fmsl)
- 3.9 — Organic vapor meter reading (ppmv)
- Approximate contact between soil types
- GYPSUM — Gypsum
- GW – Gravel, well graded, gravel–sand mixture, little or no fines
- GM – Silty gravels, gravels–sand–silty mixtures
- SW – Well graded sands, gravelly sand, little or no fines
- SP – Poorly graded sands, gravelly sands, little or no fines
- SM – Silty sands, sand–silt mixtures
- SC – Clayey sands, sand–clay mixtures
- ML – Inorganic silts and very fine sands, rock flour, silt or clayey fine sands, or clayey silt with slight plasticity
- MH – Elastic silts, sandy silts, and clayey silts with low to moderate plasticity
- CH – Inorganic clays of high plasticity

ROSWELL COMPRESSOR S

Hydrogeologic Cross Section

DANIEL B. STEPHENS & ASSOCIATES, INC.
12-2-96
JN 6033

QP\6033\603329R.DWG

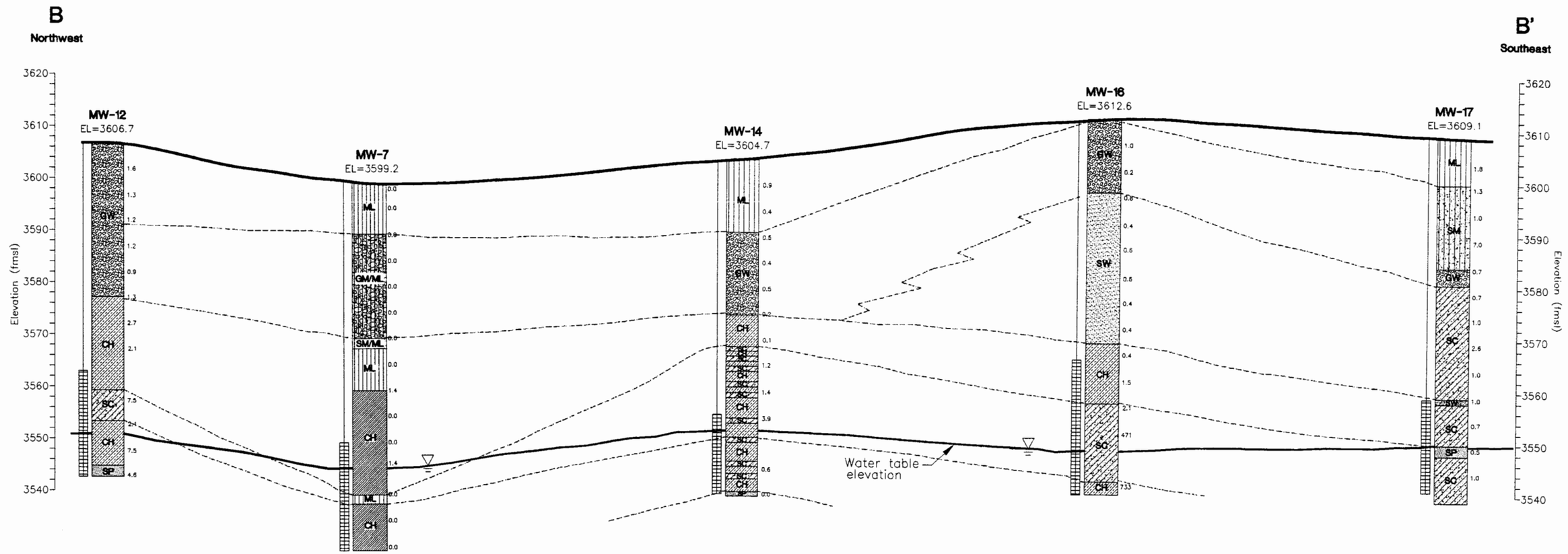

Horizontal Scale: 1" = 50'
Vertical Scale: 1" = 20'

- Ground surface
- Well screen
- Water table elevation (fmsl)
- 7.5 — Organic vapor meter reading (ppmv)
- Approximate contact between soil types
- GYPSUM — Gypsum
- GW – Gravel, well graded, gravel-sand mixture, little or no fines
- GM – Silty gravels, gravels-sand-silty mixtures
- SW – Well graded sands, gravelly sand, little or no fines
- SP – Poorly graded sands, gravelly sands, little or no fines
- SM – Silty sands, sand-silt mixtures
- SC – Clayey sands, sand-clay mixtures
- ML – Inorganic silts and very fine sands, rock flour, silt or clayey fine sands, or clayey silt with slight plasticity
- CH – Inorganic clays of high plasticity

OP\6033\603330R.DWG

DANIEL B. STEPHENS & ASSOCIATES, INC.
12-2-96
JN 6033

ROSWELL COMPRESSOR STATION
Hydrogeologic Cross Section B-B'

Figure 4

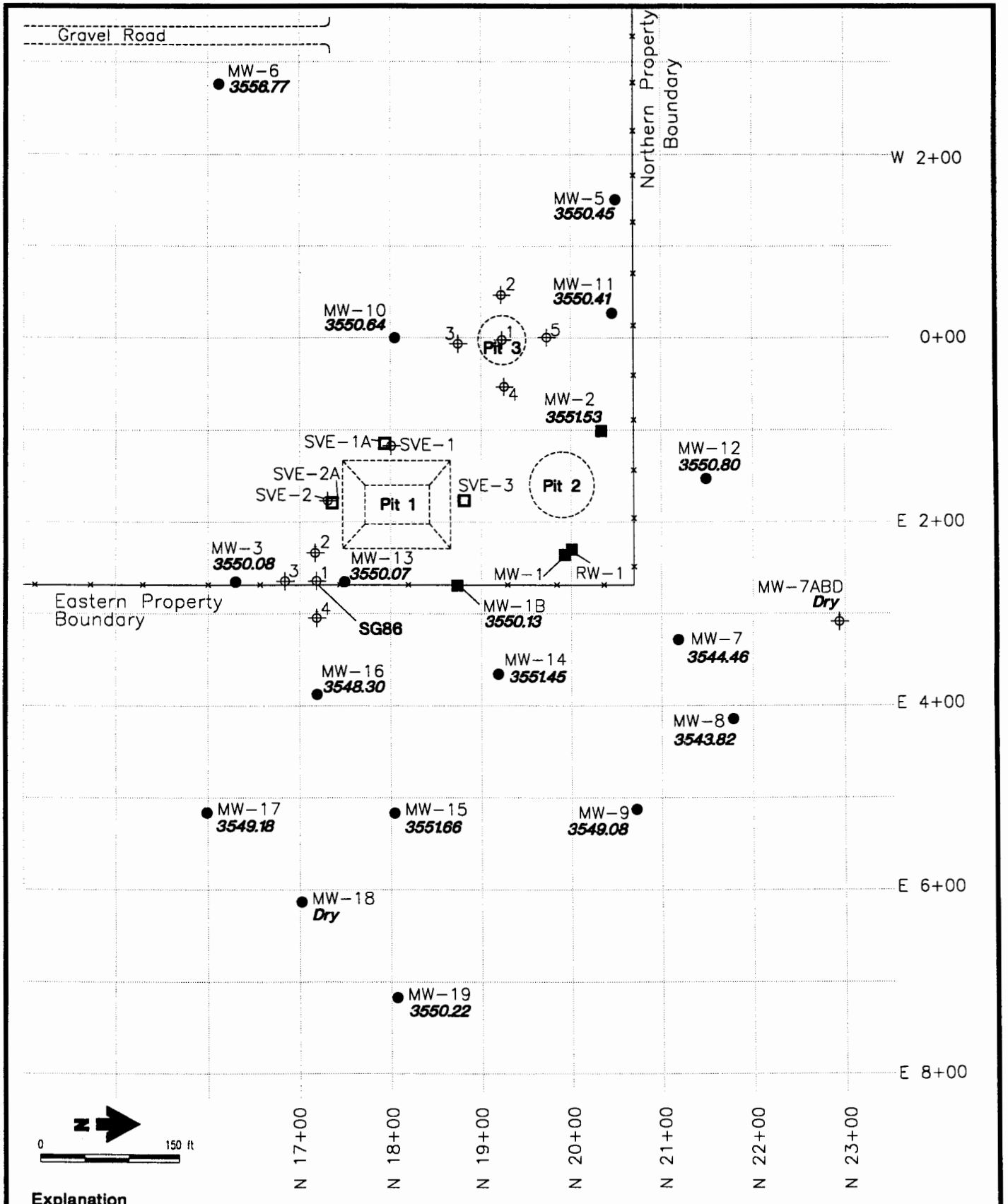

ROSWELL COMPRESSOR STATION

Water Table Elevations
September 27, 1996

DANIEL B. STEPHENS & ASSOCIATES, INC.
11-21-96
JN 6033

OP\6033\603312W.DWG

Figure 5

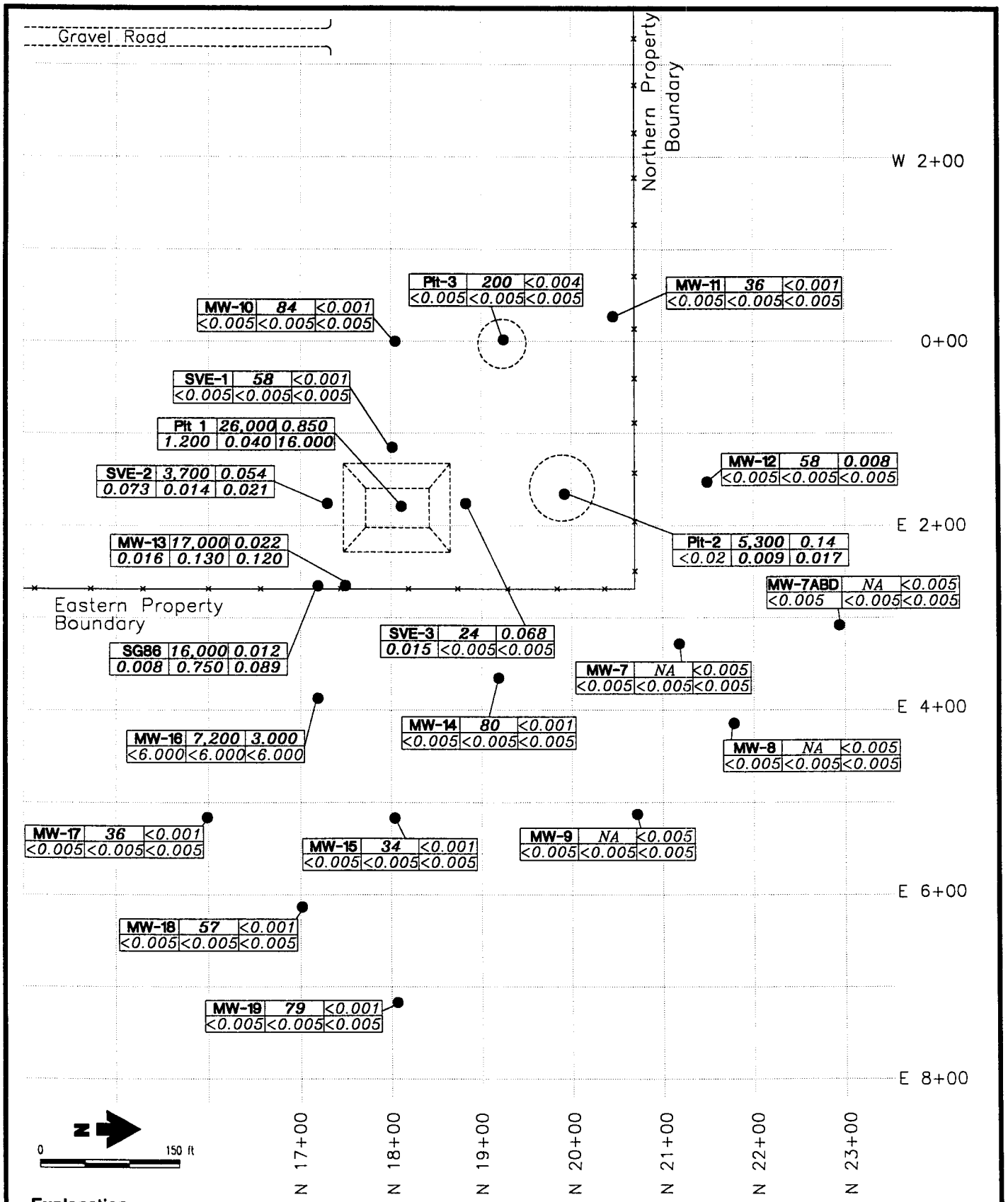

Explanation

Sample location

Sample ID	TPH	Benzene
1,1-DCA	PCE	1,1,1-TCA

Fence

Notes:
1. All concentrations in mg/Kg
2. *NA*=Not analyzed
3. See table 2 for full analysis and sample depths

ROSWELL COMPRESSOR STATION

Maximum Soil Concentration for Selected Organic Compounds

DANIEL B. STEPHENS & ASSOCIATES, INC.
12-2-96
JN 6033

Figure 6

OP\6033\603334R.DWG

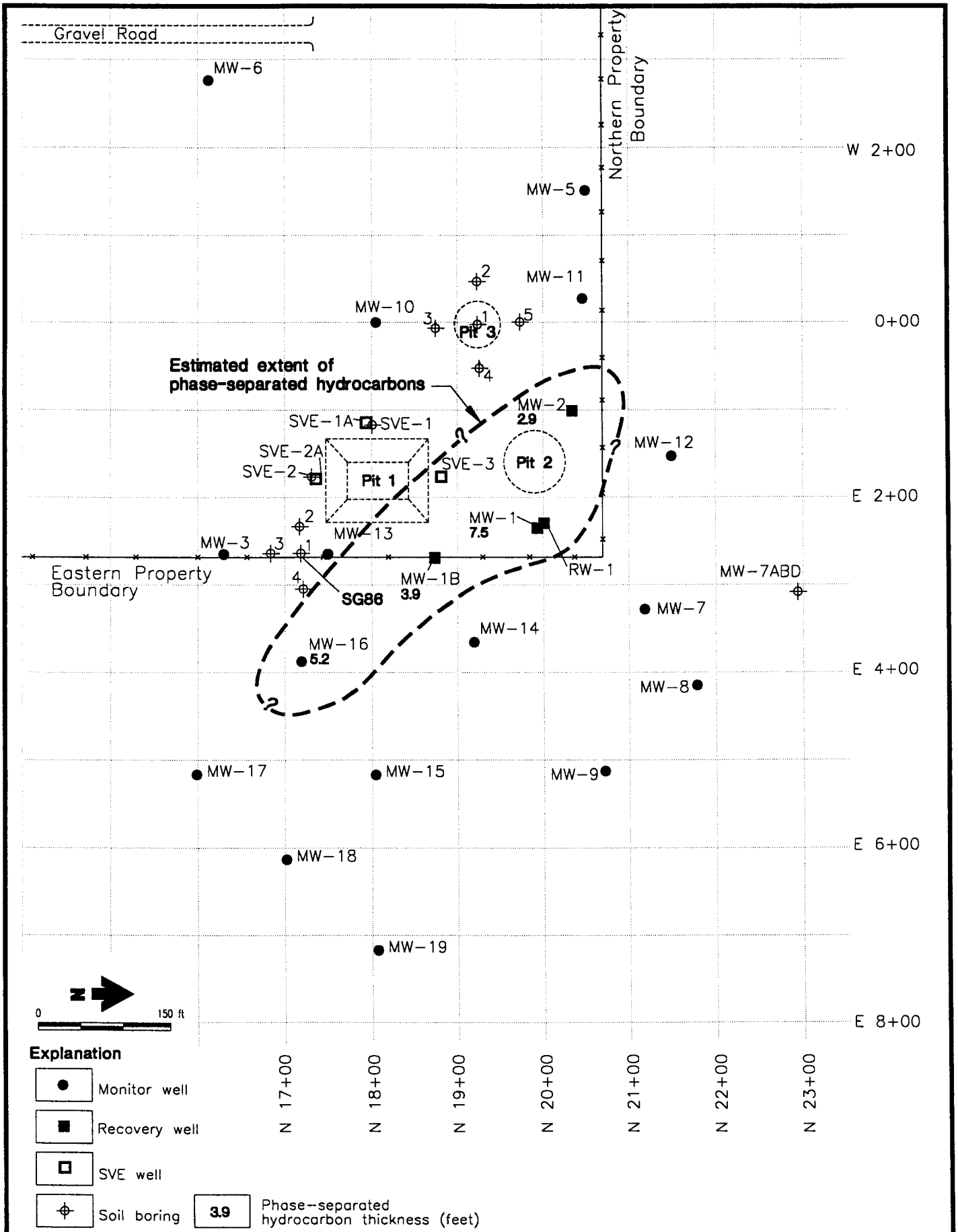

Explanation

- Monitor well
- Recovery well
- SVE well
- Soil boring
- Fence
- 3.9 — Phase-separated hydrocarbon thickness (feet)

ROSWELL COMPRESSOR STATION

Distribution of Phase-Separated Hydrocarbons
September 23, 1996

DANIEL B. STEPHENS & ASSOCIATES, INC.
12-2-96
JN 6033

OP\6033\603332W.DWG

Figure 7

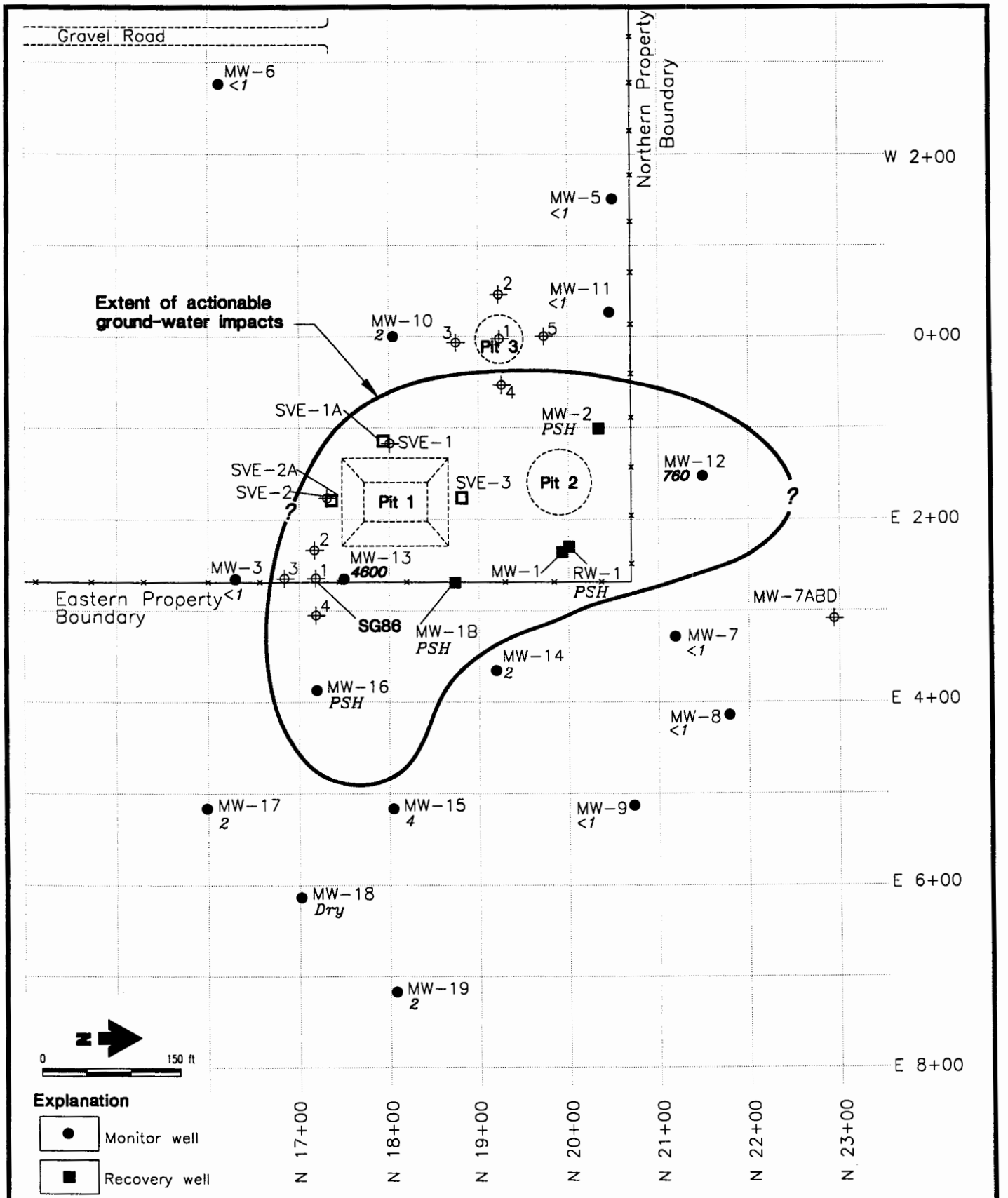

Explanation

- Monitor well
- Recovery well
- SVE well
- Soil boring
- Fence
- 760 — Benzene concentration (µg/L)
- PSH — Phase-separated hydrocarbons present

Note:
Bold indicates concentration exceeds NMWQCC ground-water standard

ROSWELL COMPRESSOR STATION

Benzene Concentrations in Ground Water
September 1996

DANIEL B. STEPHENS & ASSOCIATES, INC.
12-2-96
JN 6033

OP\6033\603331W.DWG

Figure 8

TABLES

Table 1. Well Construction Details
Roswell Compressor Station No. 9
Page 1 of 2

Well No.	Date of Completion	Location [a] (ft)		Measuring Point Elevation [b] (fmsl)	Total Depth of Boring (ft bgs)	Casing Diameter (inches)	Screen Interval (ft bgs)	Top of Sand Pack (ft bgs)	Depth to Water from Measuring Point [c] (ft)	Water Table Elevation (fmsl)
		North	East							
SVE-1A	09/21/96	1,793.7	114.4	3616.50	30.0	2	20-30	19.0	NA	NA
SVE-2A	09/20/96	1735.9	178.9	3615.70	30.0	2	20-30	17.5	NA	NA
SVE-3	09/16/96	1881.0	176.6	3614.51	62.3	2	32.0-62.3	29.5	NA	NA
MW-1	07/21/92	2,001.4	217.6	NA	68.0	4	28-68	25.2	45.08	NA
MW-1B	04/21/93	1,854.0	265.5	3,609.96	65.5	2	55-65	53	61.60	3,550.13 [d]
MW-2	04/21/93	2,034.3	102.4	3,611.76	65.0	2	55-65	53	62.00	3,551.53 [d]
MW-3	04/26/93	1,629.77	265.23	3,614.87	72.5	2	60-70	58	64.79	3,550.08
MW-5	04/28/93	2,049.70	–150.96	3,612.77	70.0	2	60-70	58	62.32	3,550.45
MW-6	12/01/94	1,607.4	–266.2	3,618.62	79.0	2	59.9-74.9	57.1	61.85	3,556.77
MW-7	08/22/95	2,118.0	328.4	3,599.20	70.5	2	50-70	48.1	54.74	3,544.46
MW-8	08/16/95	2,178.0	414.7	3,595.80	76.8	2	59-74	57.2	51.98	3,543.82
MW-9	08/18/95	2,071.4	512.9	3,599.35	70.0	2	50-70	47.9	50.27	3,549.08
MW-10	09/10/96	1,804.76	00.14	3,617.85	74.5	2	57-72	55.3	67.21	3,550.64
MW-11	09/16/96	2,046.04	–27.10	3,613.31	72.0	2	54-69	51.5	62.90	3,550.41

[a] Coordinates are relative to facility grid
[b] Measuring point is top of PVC casing.
[c] Depth to water measurements were made on September 27, 1996.
[d] Water table elevation corrected for phase-separated hydrocarbon (PSH) thickness: measured ground-water elevation + 0.76 (PSH thickness).
fmsl = Feet above mean sea level
ft bgs = Feet below ground surface
NA = Not available

Table 1. Well Construction Details
Roswell Compressor Station No. 9
Page 2 of 2

Well No.	Date of Completion	Location [a] (ft)		Measuring Point Elevation [b] (fmsl)	Total Depth of Boring (ft bgs)	Casing Diameter (inches)	Screen Interval (ft bgs)	Top of Sand Pack (ft bgs)	Depth to Water from Measuring Point [c] (ft)	Water Table Elevation (fmsl)
		North	East							
MW-12	09/11/96	2,149.13	152.94	3,606.38	64.0	2	44-64	42.0	55.58	3,550.80
MW-13	09/13/96	1,749.33	265.05	3,612.46	72.0	2	57-72	55.0	62.39	3,550.07
MW-14	09/10/96	1,918.87	365.40	3,604.83	64.5	2	49.5-64.5	48.0	53.38	3,551.45
MW-15	09/20/96	1,803.83	516.97	3,610.43	68.5	2	38.5-68.5	37.0	58.77	3551.66
MW-16	09/19/96	1,718.88	387.35	3,612.41	71.4	2	46.4-71.4	45.5	67.16	3,548.30 [d]
MW-17	09/21/96	1,598.72	516.35	3,608.48	70.0	2	53-68	50.9	59.30	3,549.18
MW-18	09/25/96	1,701.47	613.38	3,609.73	71.0	2	54-69	51.6	Dry	---
MW-19	09/26/96	1,806.45	717.41	3,608.17	69.5	2	54.5-69.5	51.0	57.95	3,550.22

[a] Coordinates are relative to facility grid
[b] Measuring point is top of PVC casing.
[c] Depth to water measurements were made on September 27, 1996.
[d] Water table elevation corrected for phase-separated hydrocarbon (PSH) thickness: measured ground-water elevation + 0.76 (PSH thickness).
fmsl = Feet above mean sea level
ft bgs = Feet below ground surface
NA = Not available

Table 2. Organic Constituents Detected in Soil Samples
Roswell Compressor Station No. 9

Sample I.D.	Date	Concentration (µg/Kg)												
		Benzene	Toulene	Ethyl-benzene	Total Xylene	Acetone	1,1-DCA	Methylene Chloride	PCE	1,1,1-TCA	Di-n-butylphthalate	2-Methyl Naphthalene	Napthalene	PCB-1254
Screening criterion [a]		50,000 [b]				1,020,000	1,020,000	500	500	20,000	NS	NS	30,000	50
SVE-1 @ 5'	09/20/96	<1	<5	<5	<5	<100	<5	**6**	<5	<5	<330	<330	<330	<17
SVE-1 @ 60'	09/20/96	<1	<5	<5	<5	<100	<5	**6**	<5	<5	<330	<330	<330	<17
SVE-2 @ 30'	09/17/96	**54**	**86**	**11**	**150**	**1,500**	**73**	**9**	**14**	**21**	<1,600	<1,600	<1,600	<17
SVE-2 @ 60'	09/17/96	<1	<5	<5	<5	<100	<5	<5	<5	<5	<330	<330	<330	**320**
SVE-3 @ 35'	09/16/96	**2**	<5	<5	<5	<100	**15**	<5	<5	<5	<330	<330	<330	<17
SVE-3 @ 55'	09/16/96	**68**	<5	<5	**6**	<100	<5	<5	<5	<5	<330	<330	<330	<17
SG86-1 @ 15'	09/24/96	**12**	**140**	**18**	**190**	**620**	**8**	<5	**750**	**89**	<3,300 B	<3,300	<3,300	<17
SG86-1 @ 30'	09/24/96	<1	<5	<5	<5	<100	<5	<5	<5	<5	**410** B	<330	<330	<17
SG86-2 @ 5'	09/24/96	<1	<5	<5	<5	<100	<5	<5	<5	<5	**820** B	<330	<330	<17
SG86-2 @ 30'	09/24/96	<1	<5	<5	<5	**230**	<5	<5	<5	<5	**710** B	<330	<330	<17
SG86-3 @ 25'	09/22/96	<1	<5	<5	<5	**1,100**	<5	**6**	<5	<5	**1,000**	<330	<330	<17
SG86-3 @ 31'	09/22/96	<1	<5	<5	<5	**1,000**	<5	**5**	<5	<5	**330**	<330	<330	<17
SG86-4 @ 30'	09/24/96	<1	<5	<5	<5	<100	<5	<5	<5	<5	**1,300** B	<330	<330	<17
MW-13 @ 15'	09/13/96	**22**	**180**	**20**	**200**	**330**	**16**	<5	**130**	**120**	<3300	<3300	<3300	<17
MW-13 @ 60'	09/13/96	**13**	<5	<5	<5	<100	<5	<5	<5	<5	<330	<330	<330	<17
Pit3-1 @ 30'	09/22/96	**4**	<5	<5	**12**	<100	<5	**5**	<5	<5	<330	<330	<330	<17
Pit3-2 @ 5'	09/18/96	<1	<5	<5	<5	<100	<5	<5	<5	<5	<330	<330	<330	**30**

[a] Screening criteria based on performance standard proposed by Transwestern
[b] Total BTEX
NS = No standard established
B = Analyte present in method blank
NA = Not analyzed

1,1-DCA = 1,1-Dichloroethane
PCE = Tetrachloroethene
1,1,1-TCA = 1,1,1-Trichloroethane
PCB-1254 = Polychlorinated biphenyl, Aroclor 1254
Bold values highlight concentrations above reporting limits

Table 2. Organic Constituents Detected in Soil Samples
Roswell Compressor Station No. 9

Sample I.D.	Date	Concentration (µg/Kg)												
		Benzene	Toulene	Ethyl-benzene	Total Xylene	Acetone	1,1-DCA	Methylene Chloride	PCE	1,1,1-TCA	Di-n-butylphthalate	2-Methyl Naphthalene	Napthalene	PCB-1254
Screening criterion [a]		50,000 [b]				1,020,000	1,020,000	500	500	20,000	NS	NS	30,000	50
Pit3-2 @ 30'	09/18/96	<1	<5	<5	<5	<100	<5	<5	<5	<5	<330	<330	<330	**41**
Pit3-3 @ 30'	09/19/96	<1	<5	<5	<5	<100	<5	**8**	<5	<5	<330	<330	<330	<17
Pit3-4 @ 5'	09/22/96	<1	<5	<5	<5	<100	<5	**6**	<5	<5	<330	<330	<330	<17
Pit3-4 @ 30'	09/22/96	<1	<5	<5	<5	<100	<5	**8**	<5	<5	<330	<330	<330	<17
Pit3-5 @ 30'	09/18/96	<1	<5	<5	<5	<100	<5	**7**	<5	<5	<330	<330	<330	**26**
MW-10 @ 60'	09/10/96	NA	NA	NA	NA	NA	NA	NA	NA	NA	**1,200**	<330	<330	<17
MW-10 @ 65'	09/10/96	<1	<5	<5	<5	<100	<5	<5	<5	<5	NA	NA	NA	NA
MW-11 @ 60'	09/16/96	<1	<5	<5	<5	<100	<5	<5	<5	<5	<330	<330	<330	<17
MW-12 @ 50'	09/11/96	**8**	<5	<5	<5	<100	<5	<5	<5	<5	**1,400**	<330	<330	<17
MW-14 @ 60'	09/10/96	<1	<5	<5	<5	<100	<5	<5	<5	<5	**1,200**	<330	<330	<17
MW-15 @ 50'	09/19/96	<1	<5	<5	<5	<100	<5	**8**	<5	<5	<330	<330	<330	<17
MW-16 @ 60'	09/18/96	**3,000**	**68,000**	**17,000**	**140,000**	<125,000	<6,000	<6,000	<6,000	<6,000	<330	**1,700**	**920**	**21**
MW-17 @ 40'	09/27/96	<1	<5	<5	<5	<100	<5	**6**	<5	<5	**710**	<330	<330	<17
MW-18 @ 60'	09/24/96	<1	<5	<5	<5	<100	<5	<5	<5	<5	**1,500** B	<330	<330	<17
MW-19 @ 60'	09/26/96	<1	<5	<5	<5	<100	<5	<5	<5	<5	**2,200** B	<330	<330	<17

[a] Screening criteria based on performance standard proposed by Transwestern
[b] Total BTEX
NS = No standard established
B = Analyte present in method blank
NA = Not analyzed

1,1-DCA = 1,1-Dichloroethane
PCE = Tetrachloroethene
1,1,1-TCA = 1,1,1-Trichloroethane
PCB-1254 = Polychlorinated biphenyl, Aroclor 1254
Bold values highlight concentrations above reporting limits

Table 3. Organic Compounds Detected in Ground-Water Samples
Roswell Compressor Station No. 9

Monitor Well	Source [a]	Date	Concentration (µg/L)									
			Benzene	Toluene	Ethyl-benzene	Total Xylene	1,1,1-TCA	1,1-DCA	2-Butanone (MEK)	Methyl Methacrylate	4-Methyl-phenol	Total Naphthalene
NMWQCC Ground-Water Standard			*10*	*750*	*750*	*620*	*60*	*NS*	*NS*	*NS*	*NS*	*30*
MW-1	HB	09/21/92	**370**	**61**	**110**	**940**	**180**	**560**	**220**	NA	**250**	**85**
MW-2	B&R	10/09/93	**6,500**	**15,000**	**2,100**	**13,000**	<300	<300	NA	NA	NA	NA
MW-3	B&R	04/30/93	<5	<5	<5	NA	<5	<5	NA	NA	NA	NA
	DBS&A	08/22/95	<5	<5	<5	<5	<5	<5	<100	<5	<10	<10
		09/10/96	<1	<5	<5	<5	<5	<5	<100	NA	<10	<10
MW-5	B&R	04/30/93	<5	<5	<5	NA	<5	<5	NA	NA	NA	NA
	DBS&A	08/22/95	<5	<5	<5	<5	<5	<5	<100	<5	<10	<10
		09/10/96	<1	<5	<5	<5	<5	<5	<100	NA	<10	<10
MW-6	DBS&A	12/02/94	<0.5	<0.5	<0.5	<0.5	<0.2	<0.2	NA	NA	NA	NA
		08/22/95	<5	<5	<5	<5	<5	<5	<100	<5	<10	<10
		09/10/96	<1	<5	<5	<5	<5	<5	<100	NA	<10	<10
MW-7	DBS&A	08/23/95	<5	<5	<5	<5	<5	<5	**900**	**5**	<10	<10
		09/17/96	<1	<5	<5	<5	<5	<5	<100	NA	<10	<10

Note: Only constituents detected in one or more ground-water samples are shown in this table.

[a] HB = Halliburton NUS Environmental Corporation
B&R = Brown & Root Environmental
DBS&A = Daniel B. Stephens & Associates, Inc.
1,1,1-TCA = 1,1,1-Trichloroethane
1,1-DCA = 1,1-Dichloroethane

B = Analyte present in method blank
NA = Not analyzed
NS = No standard
Bold values highlight concentrations above reporting limits

Table 3. Organic Compounds Detected in Ground-Water Samples
Roswell Compressor Station No. 9
Page 2 of 2

Monitor Well	Source [a]	Date	Concentration (µg/L)									
			Benzene	Toluene	Ethyl-benzene	Total Xylene	1,1,1-TCA	1,1-DCA	2-Butanone (MEK)	Methyl Methacrylate	4-Methyl-phenol	Total Naphthalene
NMWQCC Ground-Water Standard			*10*	*750*	*750*	*620*	*60*	*NS*	*NS*	*NS*	*NS*	*30*
MW-8	DBS&A	08/22/95	**6**	<5	<5	<5	<5	<5	<100	<5	<10	<10
		09/11/96	<1	<5	<5	<5	<5	<5	<100	NA	<10	<10
MW-9	DBS&A	08/23/95	<5	<5	<5	<5	<5	<5	<100	<5	<10	<10
		09/11/96	<1	<5	<5	<5	<5	<5	<100	<5	<10	<10
MW-10	DBS&A	09/19/96	**2**	<5	<5	<5	<5	<5	<100	NA	<10	<10
MW-11	DBS&A	09/19/96	<1	<5	<5	<5	<5	<5	<100	NA	<10	<10
MW-12	DBS&A	09/17/96	**760**	<5	<5	**52**	<5	<5	<100	NA	<10	<10
MW-13	DBS&A	09/19/96	**4,600**	**9**	<5	**170**	<5	<5	<100	NA	<10	<10
MW-14	DBS&A	09/24/96	**2** B	<5	<5	<5	<5	<5	<100	NA	<10	<10
MW-15	DBS&A	09/25/96	**4** B	**6**	<5	**6**	<5	<5	<100	NA	<10	<10
MW-17	DBS&A	09/24/96	**2** B	<5	<5	<5	<5	<5	<100	NA	<10	<10
MW-19	DBS&A	09/27/96	**2**	<5	<5	<5	<5	<5	<100	NA	<10	<10

Note: Only constituents detected in one or more ground-water samples are shown in this table.

[a] HB = Halliburton NUS Environmental Corporation
B&R = Brown & Root Environmental
DBS&A = Daniel B. Stephens & Associates, Inc.
1,1,1-TCA = 1,1,1-Trichloroethane
1,1-DCA = 1,1-Dichloroethane

B = Analyte present in method blank
NA = Not analyzed
NS = No standard
Bold values highlight concentrations above reporting limits

Table 4. Selected Metals Detected in Ground-Water Samples
Roswell Compressor Station No. 9
Page 1 of 2

Monitor Well	Source [a]	Date	Concentration (mg/L)										
			Arsenic	Barium	Cadmium	Chromium	Lead	Mercury	Selenium	Silver	Aluminum	Copper	Zinc
NMWQCC Ground-Water Standard			*0.1*	*1.0*	*0.01*	*0.05*	*0.05*	*0.002*	*0.05*	*0.05*	*5.0*	*1.0*	*10*
MW-1	HB	09/21/92	**0.19**	**4.4**	<0.005	**0.01**	<0.05	<0.0002	<0.003	<0.01	NA	NA	NA
MW-3	CES	03/23/94	<0.03	**0.09**	<0.01	<0.01	**0.04**	<0.0002	<0.04	<0.01	NA	NA	NA
		03/23/94 [b]	<0.03	**0.02**	<0.01	<0.01	<0.03	<0.0002	<0.04	<0.01	NA	NA	NA
	DBS&A	08/22/95	<0.05	<0.01	<0.005	<0.01	<0.05	**0.0002**	<0.1	<0.01	**0.24**	<0.01	**0.03**
		09/10/96	<0.05	**0.02**	<0.005	<0.01	<0.003	<0.0002	<0.01	<0.01	NA	<0.01	<0.01
MW-5	CES	03/23/94	<0.03	**0.38**	<0.01	**0.03**	**0.04**	<0.0002	<0.04	<0.01	NA	NA	NA
		03/23/94 [b]	<0.03	**0.01**	<0.01	<0.01	<0.03	<0.0002	<0.04	<0.01	NA	NA	NA
	DBS&A	08/22/95	<0.05	<0.01	<0.005	<0.01	<0.05	<0.0002	<0.1	<0.01	**0.38**	<0.01	**0.01**
		09/10/96	<0.05	**0.01**	<0.005	<0.01	<0.003	<0.0002	**0.02**	<0.01	NA	<0.01	**0.02**
MW-6	DBS&A	08/22/95	<0.05	<0.01	<0.005	<0.01	<0.05	**0.0005**	<0.1	<0.01	**0.69**	<0.01	**0.03**
		09/10/96	<0.05	**0.01**	<0.005	<0.01	**0.004**	<0.0002	<0.01	<0.01	NA	<0.01	<0.01
MW-7	DBS&A	08/23/95	<0.05	**0.02**	<0.005	<0.01	<0.05	**0.0004**	<0.1	<0.01	**1.39**	<0.01	**0.02**
		09/17/96	<0.05	**0.02**	<0.005	<0.01	<0.003	<0.0002	<0.01	<0.01	NA	<0.01	**0.02**

Notes: 1. Unless otherwise noted, all analyses represent total metal concentrations.
2. Bold values highlight concentrations above reporting limits.
NA = Not analyzed

[a] HB = Halliburton NUS Environmental Corporation
CES = Cypress Engineering Services
DBS&A = Daniel B. Stephens & Associates, Inc.
[b] Dissolved metal concentrations determined on samples filtered in the laboratory prior to analysis.

Table 4. Selected Metals Detected in Ground-Water Samples
Roswell Compressor Station No. 9
Page 2 of 2

Monitor Well	Source [a]	Date	Concentration (mg/L)										
			Arsenic	Barium	Cadmium	Chromium	Lead	Mercury	Selenium	Silver	Aluminum	Copper	Zinc
NMWQCC Ground-Water Standard			*0.1*	*1.0*	*0.01*	*0.05*	*0.05*	*0.002*	*0.05*	*0.05*	*5.0*	*1.0*	*10*
MW-8	DBS&A	08/22/95	<0.05	<0.01	<0.005	<0.01	<0.05	**0.0003**	<0.1	<0.01	**0.33**	<0.01	**0.01**
		09/11/96	<0.05	**0.01**	<0.005	<0.01	<0.003	<0.0002	<0.01	<0.01	NA	<0.01	<0.01
MW-9	DBS&A	08/23/95	<0.05	**0.04**	<0.005	<0.01	<0.05	**0.0005**	<0.1	<0.01	**3.13**	**0.01**	**0.03**
		09/11/96	<0.05	**0.05**	<0.005	**0.01**	**0.004**	<0.0002	<0.01	<0.01	NA	<0.01	**0.02**
MW-10	DBS&A	09/19/96	<0.05	<0.01	<0.005	<0.01	<0.003	<0.0002	<0.01	<0.01	NA	<0.01	**0.02**
MW-11	DBS&A	09/19/96	<0.05	<0.01	<0.005	<0.01	**0.004**	<0.0002	<0.01	<0.01	NA	<0.01	**0.04**
MW-12	DBS&A	09/17/96	<0.05	**0.02**	<0.005	<0.01	<0.003	<0.0002	<0.01	<0.01	NA	<0.01	**0.01**
MW-13	DBS&A	09/19/96	<0.05	<0.01	<0.005	<0.01	<0.003	<0.0002	<0.01	<0.01	NA	<0.01	**0.01**
MW-14	DBS&A	09/24/96	<0.05	**0.03**	<0.005	<0.01	<0.003	<0.0002	<0.01	<0.01	NA	<0.01	**0.01**
MW-15	DBS&A	09/25/96	<0.05	**0.03**	<0.005	<0.01	<0.003	<0.0002	<0.01	<0.01	NA	<0.01	**0.08**
MW-17	DBS&A	09/24/96	<0.05	<0.01	<0.005	<0.01	<0.003	<0.0002	<0.01	<0.01	NA	<0.01	**0.01**
MW-19	DBS&A	09/27/96	<0.05	**0.01**	<0.005	<0.01	**0.004**	<0.0002	<0.01	<0.01	NA	<0.01	**0.04**

Notes: 1. Unless otherwise noted, all analyses represent total metal concentrations.
2. Bold values highlight concentrations above reporting limits.
NA = Not analyzed

[a] HB = Halliburton NUS Environmental Corporation
CES = Cypress Engineering Services
DBS&A = Daniel B. Stephens & Associates, Inc.
[b] Dissolved metal concentrations determined on samples filtered in the laboratory prior to analysis.

Table 5. Major Ions Detected in Ground-Water Samples
Roswell Compressor Station No. 9

Monitor Well	Date	Concentration (mg/L)								
		Calcium	Chloride	Magnesium	Nitrate/ Nitrite as N	Potassium	Sodium	Sulfate	Total Alkalinity	Total Dissolved Solids
NWMQCC Ground-Water Standard		*NS*	*250*	*NS*	*10*	*NS*	*NS*	*600*	*NS*	*1,000*
MW-3	08/22/95	587	405	136	0.80	3.2	215	1,800	116	3,650
	09/10/96	635	385	144	0.96	20	229	1,800	115	3,530
MW-5	08/22/95	623	574	145	3.10	3.8	204	1,800	122	3,440
	09/10/96	631	578	158	297	19	218	1,690	114	3,550
MW-6	08/22/95	458	344	148	1.00	3.9	124	1,600	110	2,800
	09/10/96	488	333	154	0.98	19	182	1,490	99	3,040
MW-7	08/23/95	668	284	235	0.12	8.2	149	2,000	136	3,640
	09/17/96	648	273	198	0.07	20	145	2,140	110	3,760
MW-8	08/22/95	587	362	193	0.10	3.7	117	2,000	134	3,640
	09/11/96	630	331	222	0.06	21	206	2,120	141	3,780
MW-9	08/23/96	896	391	232	0.38	17	230	2,200	124	4,060
	09/11/96	673	439	210	0.56	24	287	1,990	114	3,810
MW-10	09/19/96	634	367	153	0.75	6	179	3,360	133	3,390
MW-11	09/19/96	642	400	144	0.71	<5	202	2,480	116	3,480
MW-12	09/17/96	688	431	127	0.36	16	247	1,810	110	3,670
MW-13	09/19/96	496	438	123	0.13	5	136	2,910	136	2,810
MW-14	09/24/96	668	364	154	0.31	6	149	2,000	98	3,580
MW-15	09/25/96	1,130	438	180	0.58	7	210	3,940	138	3,860
MW-17	09/24/96	626	437	170	0.71	<5	218	2,000	138	3,660
MW-19	09/27/96	981	459	226	0.82	5	240	2,100	196	3,850

Table 6. Summary of Soil Gas Analyses

Sample ID	Date	Concentration (mole %)				
		Oxygen	Nitrogen	Carbon Dioxide	Methane	Non-methane Hydrocarbon
SVE-3	09/24/96	3.15	80.21	14.60	0.76	1.28
MW-1 SVE/AI	09/24/96	1.46	85.01	12.02	0.08	1.43

All analyses performed by Core Laboratories, Houston, Texas

APPENDIX A

LITHOLOGIC LOGS AND WELL COMPLETION DIAGRAMS

OP\6033\603327R.DWG

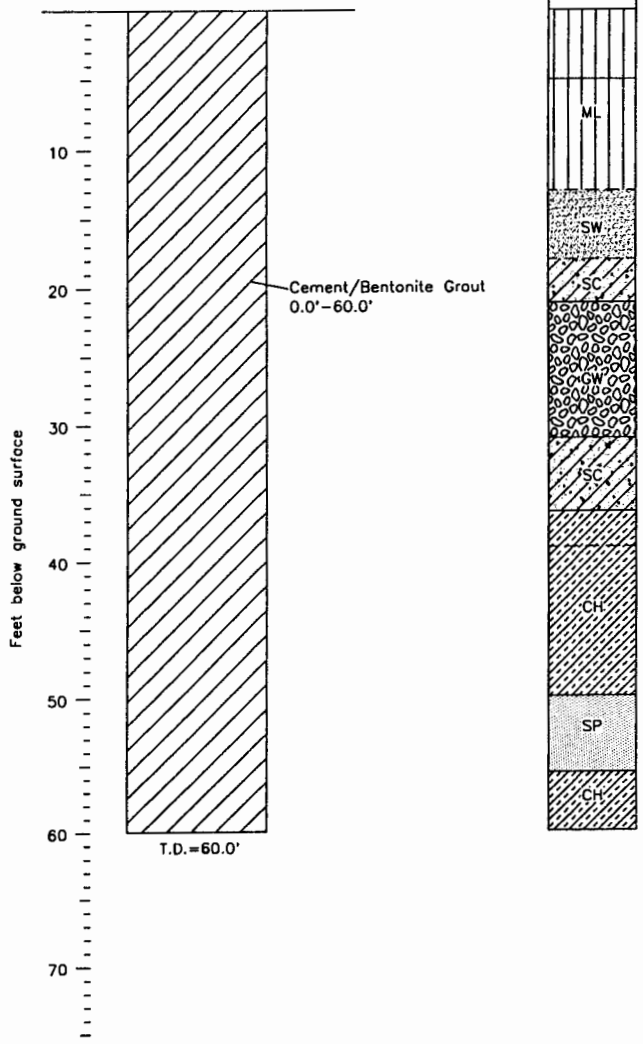

PID Reading (ppm)	Sampling Device	Sample Interval (feet bgs)	Comments and Lithology
			0 – Sandy silt with gravel (ML); light brown (7.5 YR 6/3); gravel to 3/4" dia. in sandy silt matrix; poorly sorted; unconsolidated; dry; 20% gravel, 15% sand, 65% silt
301	Split Spoon	5–6.5	5 – Gravelly silt with sand (ML); white (10 YR 8/1); gravel to 2" in dia. in a sandy silt matrix; poorly sorted; unconsolidated; dry; calcareous; 35% gravel, 25% sand, 40% silt
2.2	Split Spoon	10–11.5	10 – Gravelly silt with sand (ML); same as above, except gravel to 3" in dia. in cuttings
129	Split Spoon	15–16.5	15 – Sand with gravel and silt (SW); dark gray (7.5 YR 4/1); gravel to 1/2" in dia. in matrix of silty sand; poorly sorted; angular clasts; unconsolidated; damp; hydrocarbon odor and highly stained
74	Split Spoon	20–21.5	20 – Clayey sand (SC) to 21'; gravel with sand (GW) below 21'; clayey sand; reddish brown (5 YR 5/4); medium-grained; poorly sorted; moist; contact at 21' with gravel; unconsolidated
13	Split Spoon	25–26.5	25 – Gravel with sand (GW); light brown (7.5 YR 6/4); gravel in sand with silt matrix; gravel to 2" in. dia.; poorly sorted; subangular to rounded clasts; unconsolidated; damp; 60% gravel, 30% sand, 10% silt
3.6	Split Spoon	30–31.5	30 – Gravel with sand (GW); same as above; at 31' clayey sand; yellow red (5 YR 5/8); very fine- to fine-grained; moderately sorted; rounded grains; unconsolidated; moist; moderate plasticity; 70% sand, 30% clay
0.8	Split Spoon	35–36.5	35 – Clayey sand (SC); same as above; at 36' fat clay with sand; dark red (2.5 YR 4/6); high plasticity; unconsolidated; moist; 15% sand, 85% clay
121	Split Spoon	40–41.5	40 – Fat clay (CH); dark red (2.5 YR 4/8); high plasticity; unconsolidated; moist; little or no sand
5	Split Spoon	45–46.5	45 – Fat clay (CH); dark red (2.5 YR 4/6); high plasticity; unconsolidated; wet; slightly friable
4.9	Split Spoon	50–51.5	50 – Sand with silt (SP); weak red (2.5 YR 6/4); very fine- to fine-grained; moderately sorted; rounded grains; unconsolidated; damp to moist; nonplastic
1.5	Split Spoon	55–56.5	55 – Fat clay (CH); red (2.5 YR 5/6); high plasticity; unconsolidated; wet; encounter fat clay at 55.5'
0.7	Split Spoon	60–61.5	60 – Fat clay (CH); same as above, only moist, not wet

Geologist: Pigman
Driller: Layne Environmental Service
Date completed: 9–21–96

Drilling method: Hollow stem auger
Bit diameter: 8.5 in. O.D.

ROSWELL COMPRESSOR STATION

Boring Log: SVE-1

DANIEL B. STEPHENS & ASSOCIATES, INC.
11–27–96
JN 6033

OP\6033\603323R.DWG

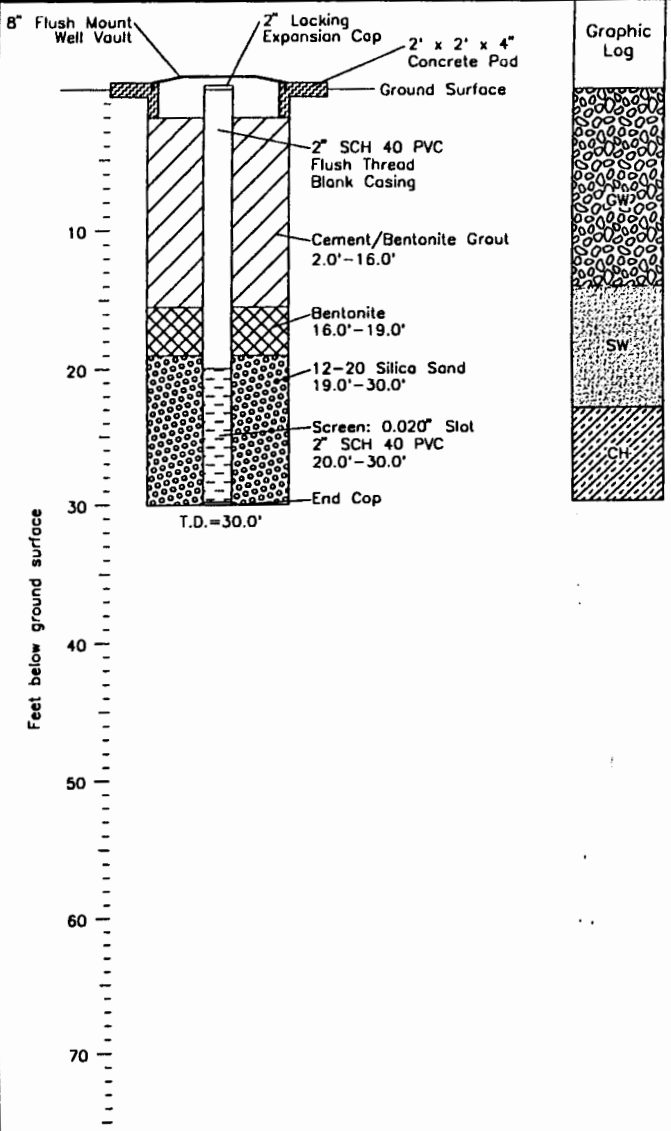

PID Reading (ppm)	Sampling Device	Sample Interval (feet bgs)	Comments and Lithology
1.0	Cuttings	5-6	5 - Gravel with sand and silt (GW); very pale brown (10 YR 8/2); gravel to 2" in dia.; poorly sorted; subrounded clasts; unconsolidated; damp; calcareous; 5% gravel, 30% sand, 10% silt
1.5	Cuttings	10-11	10 - Gravel with sand and silt (GW); pinkish white (7.5 YR 8/2); gravel to 1" in dia.; poorly sorted; subrounded clasts; unconsolidated; damp; 50% gravel, 30% sand, 20% silt; calcareous
25.8	Cuttings	16-17	15 - Sand with gravel and silt (SW); light brown (7.5 YR 6/3); gravel to 2" in dia.; poorly sorted; unconsolidated; moist; subrounded clasts; 35% gravel, 50% sand, 15% silt
87	Cuttings	19-20	20 - Sand with gravel and silt (SW); same as above, except brown (7.5 YR 5/3); hydrocarbon odor and staining
41	Cuttings	24-25	25 - Sandy clay (CH); yellowish red (5 YR 5/6); coarse-grained sand and pebbly gravel in fat clay matrix; poorly sorted; unconsolidated; wet; high plasticity; hydrocarbon odor and staining
29	Cuttings	29-30	30 - Sandy clay (CH); same as above, except less staining

Geologist: Pigman
Driller: Layne Environmental Service
Date completed: 9-21-96

Drilling method: Hollow stem auger
Bit diameter: 8.5 in. O.D.

ROSWELL COMPRESSOR STATION
Well Log: SVE-1A

DANIEL B. STEPHENS & ASSOCIATES, INC.
11-24-96
JN 6033

OP\6033\603324R.DWG

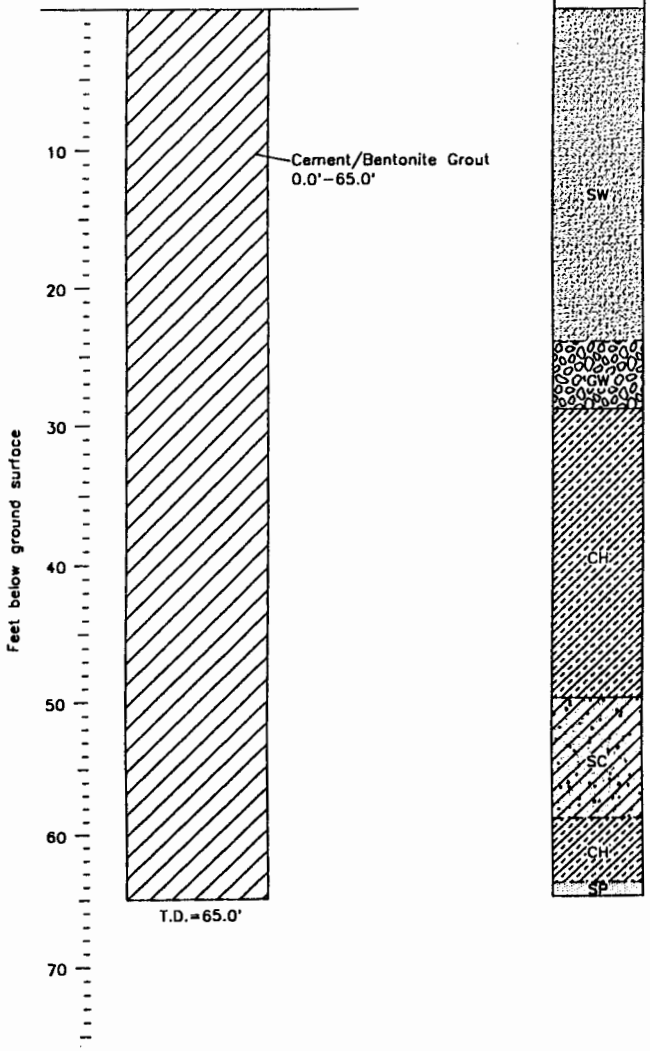

Graphic Log	PID Reading (ppm)	Sampling Device	Sample Interval (feet bgs)	Comments and Lithology
SW	0.0	Split Spoon	5-6.5	5 - Gravelly sand (SW); pink (7.5 YR 7/3); gravel to 3/4" in dia. in matrix of poorly sorted sands; subrounded clasts; unconsolidated; moist; 25% gravel, 60% sand
	0.0	Split Spoon/ Cuttings	10-11.5	10 - Gravelly sand (SW); same as above, except gravel to 1" in dia.
	0.4	Split Spoon/ Cuttings	15-16.5	15 - Gravelly sand (SW); same as above; more gravelly; 40% gravel, 40% sand; 15 to 20% silt; gravel to 1 in. dia. (cuttings)
	0.2	Split Spoon/ Cuttings	20-21.5	20 - Gravelly sand (SW); same as above (cuttings)
GW	50	Split Spoon	25-27.5	25 - Gravel (GW); brown (7.5 YR 5/2); gravel to 3/4" dia.; poorly sorted; angular to rounded clasts; unconsolidated; moist; 85% gravel, 10% sand, 5% fines; strong hydrocarbon odor
CH	181	Split Spoon	30-31.5	30 - Fat clay (CH); yellowish red (5 YR 5/6); high plasticity; moist; unconsolidated; strong hydrocarbon odor
	21	Split Spoon	35-36.5	35 - Fat clay (CH); yellowish red (5 YR 4/6); high plasticity; moist; unconsolidated
	13.8	Split Spoon	40-41.5	40 - Fat clay (CH); same as above; just damp (much drier)
	1.9	Split Spoon	.	45 - Fat clay (CH); same as above; damp to moist
SC	2.4	Split Spoon	50-51.5	50 - Sand (SP) and clayey sand (SC); dark red (2.5 YR 4/8); very fine-grained to fine-grained; well to moderately sorted; rounded grains; unconsolidated; wet; 70 to 95% sand
	2.8	Split Spoon	55-56.5	55 - Clayey sand (SC); red (2.5 YR 5/6); very fine-grained sand; moderately to well sorted; rounded grains; unconsolidated; wet to saturated; 85% sand, 15% clay
CH	0.0	Split Spoon	60-61.5	60 - Fat clay (CH); yellowish red (5 YR 4/6); high plasticity; unconsolidated; moist to wet; drier than above sand
SP	0.2	Split Spoon	65-66.5	65 - Sand with clay (SP); yellowish red (5 YR 4/6); medium-grained; moderately sorted; rounded grains; unconsolidated; saturated; 85% sand, 15% clay

Geologist: Pigman
Driller: Layne Environmental Service
Date completed: 9-21-96

Drilling method: Hollow stem auger
Bit diameter: 8.5 in. O.D.

ROSWELL COMPRESSOR STATION
Boring Log: SVE-2

DANIEL B. STEPHENS & ASSOCIATES, INC.
11-24-96
JN 6033

OP\6033\603325R.DWG

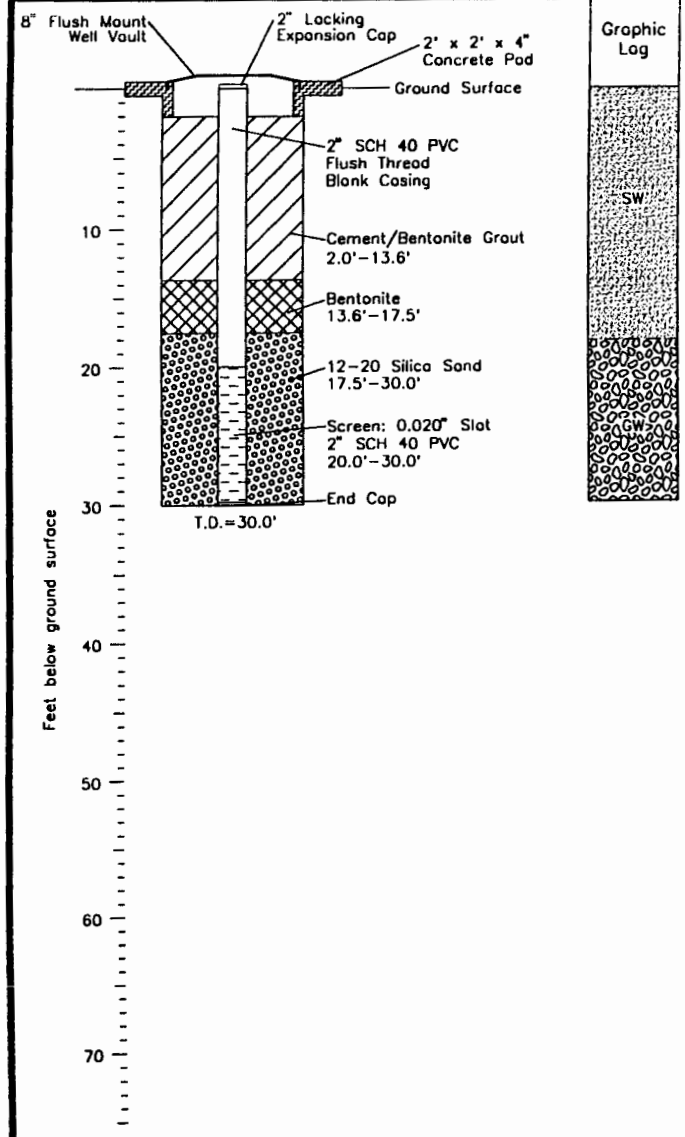

Graphic Log	PID Reading (ppm)	Sampling Device	Sample Interval (feet bgs)	Comments and Lithology
SW	0.0	Cuttings	0-5	5 - Gravelly sand (SW); pink (7.5 YR 8/3); gravel to 3/4" dia. in matrix of poorly sorted fine to medium sands; subrounded clasts; unconsolidated; moist; 25% gravel, 75% sand
	3.0	Cuttings	5-10	10 - Gravelly sand (SW); pink (7.5 YR 8/3); gravel to 1 inch in dia. in matrix of poorly sorted fine to medium sands; same as above
	2.0	Cuttings	10-15	15 - Gravelly sand (SW); light brown (7.5 YR 6/4); gravel to 1" in dia.; poorly sorted; angular gravels; unconsolidated; moist; 60% gravel, 40% sand; hydrocarbon odor
GW	2.0	Cuttings	15-20	20 - Sandy gravel (GW); light brown (7.5 YR 6/4); gravel to 1" in dia.; poorly sorted; angular gravels; unconsolidated; moist; 60% gravel, 40% sand; hydrocarbon odor
	37	Cuttings	20-25	25 - Sandy gravel (GW); same as above, except 75% gravel, 25% sand; strong hydrocarbon odor
	203	Cuttings	25-30	30 - Sandy gravel (GW); same as above, except wet

Geologist: Roth
Driller: Layne Environmental Service
Date completed: 9-20-96

Drilling method: Hollow stem auger
Bit diameter: 8.5 in. O.D.

ROSWELL COMPRESSOR STATION
Well Log: SVE-2A

DANIEL B. STEPHENS & ASSOCIATES, INC.
11-24-96
JN 6033

OP\6033\603326R.DWG

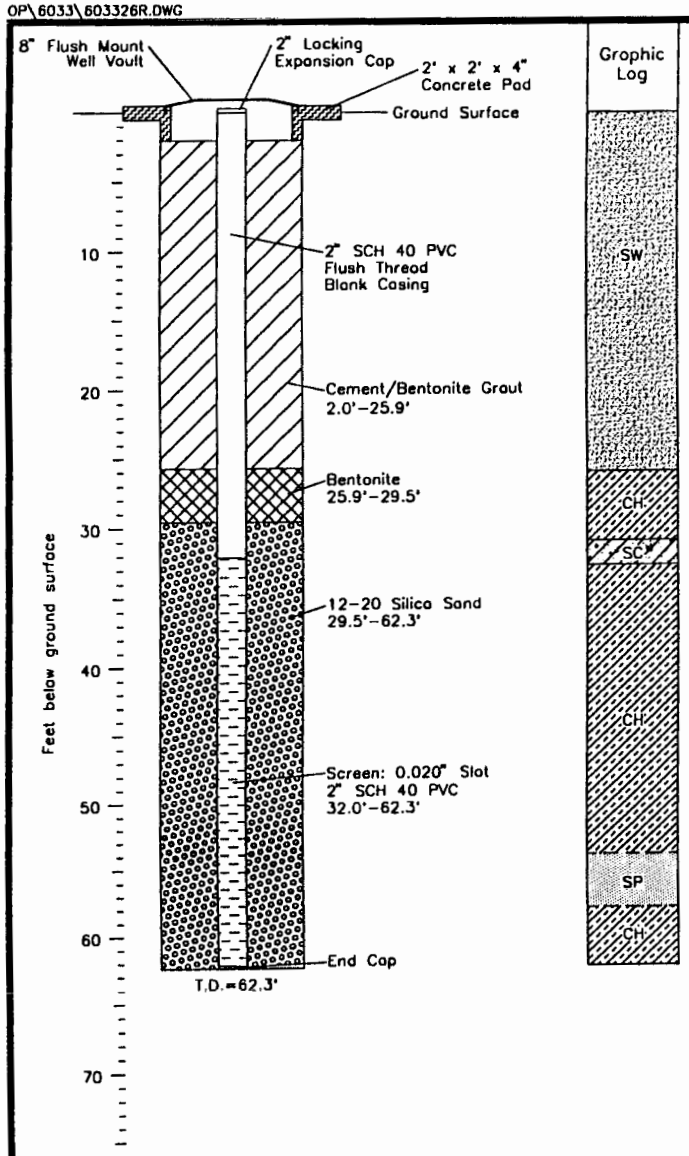

PID Reading (ppm)	Sampling Device	Sample Interval (feet bgs)	Comments and Lithology
0.0	Split Spoon	5-6.5	5 – Gravelly sand with clay (SW); reddish brown (5 YR 5/3); gravel to 3/4" dia.; poorly sorted; angular to subrounded clasts; unconsolidated; moist; 30% gravel, 50% sand, 20% fines
0.0	Split Spoon	10-11.5	10 – Gravelly sand with silt (SW); pinkish white (7.5 YR 8/2); gravel to 2" in dia.; poorly sorted; angular to subrounded clasts; unconsolidated; damp; 40% gravel, 15% sand, 15% silt; highly calcareous (caliche)
0.0	Split Spoon	15-16.5	15 – Gravelly sand (SW); light brown (7.5 YR 6/4); gravel to 1/2" in dia.; poorly sorted; subangular clasts; unconsolidated; moist; 30% gravel, 55% sand, 5% fines (silt)
0.0	Split Spoon	20-21.5	20 – Gravelly sand (SW); same as above
0.0	Split Spoon	25-26.5	26 – Gravelly sand (SW); same as above; at 26', encounter fat clay
0.3	Split Spoon	30-31.5	30 – Fat clay (CH); reddish brown (5 YR 4/4); high plasticity; unconsolidated; moist; fissile at 31' encounter silty sand with gravel; at 33', encounter sandy clay; red (2.5 YR 5/6); highly plastic; unconsolidated; wet; strong hydrocarbon odor; 50% clay, 50% very fine-grained sand
39	Split Spoon	35-36.5	
6.9	Split Spoon	40-41.5	40 – Sandy clay and clay (CH); red (2.5 YR 5/6); highly plastic; unconsolidated; wet to moist; sandy clay; wet
2.9	Split Spoon	45-46.5	45 – Fat clay with sand (CH); red (2.5 YR 5/6); high plasticity; moist; unconsolidated; micaceous
41	Split Spoon	50-51.5	
140	Split Spoon	55-56.5	55 – Sand with clay (SP); yellowish red (5 YR 5/6); very fine-grained; well sorted; rounded grains; unconsolidated; wet; 80 to 95% sand with 5 to 20% clay; moderate to high plasticity
28	Split Spoon	60-61.5	60 – Fat clay (CH) and lenses of fine-grained sand (SP); yellowish red (5 YR 5/6); high plasticity; unconsolidated; wet to saturated

Geologist: Pigman
Driller: Loyne Environmental Service
Date completed: 9-16-96

Drilling method: Hollow stem auger
Bit diameter: 8.5 in. O.D.

ROSWELL COMPRESSOR STATION
Well Log: SVE-3

DANIEL B. STEPHENS & ASSOCIATES, INC.
11-24-96
JN 6033

OP\6033\603319R.DWG

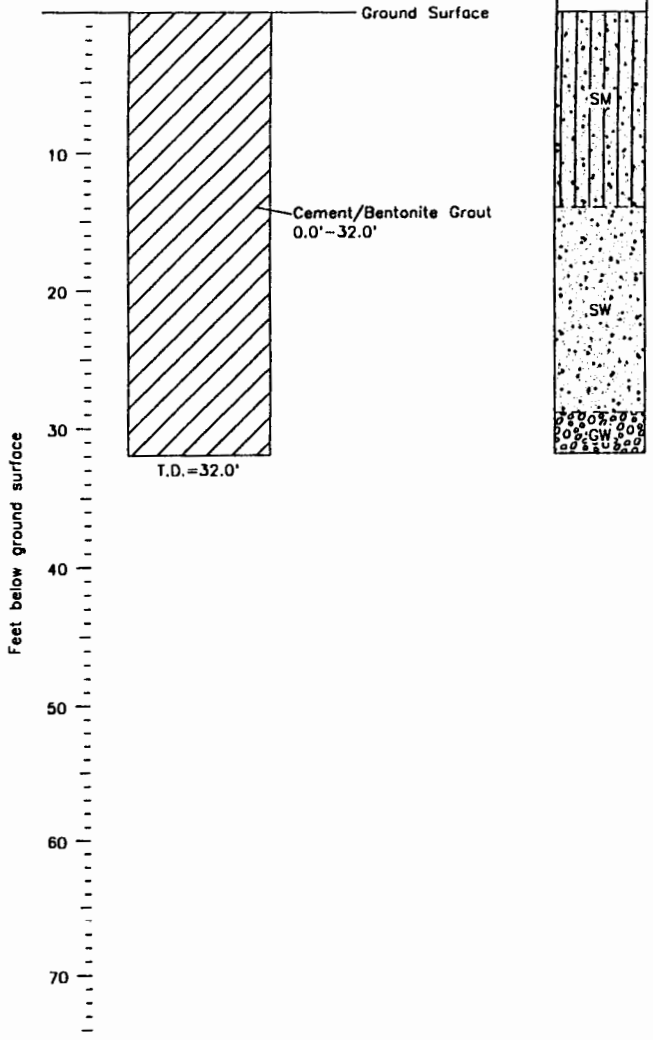

PID Reading (ppm)	Sampling Device	Sample Interval (feet bgs)	Comments and Lithology
9.5	Split Spoon	5-6.5	5 – Silty sand with gravel (SM); white (7.5 YR 8/1); gravel to 1" dia.; poorly sorted; subangular to rounded clasts; loose; dry; 10-15% gravel
11.1	Split Spoon/ Cuttings	10-11.5	10 – Silty sand with gravel (SM); pinkish white (75 YR 8/2); gravel 1/2" dia.; dry; no odor
55.0	Split Spoon	15-16.5	15 – Sand (SW); dark gray (10 YR 4/1); fine- to medium-grained; stained; 5% gravel up to 0.3" dia.; strong hydrocarbon odor; staining begins at 15.2'
55.0	Split Spoon	20-21.5	20 – Sand with gravel (SW); light brown (7.5 YR 6/3); fine- to medium grained; gravel angular, approximately 30% up to 2.5" dia.; unconsolidated; dry; hydrocarbon odor
2.2	Split Spoon	25-26.5	25 – Sand with gravel and silt (SW); poorly sorted; gravel up to 3" dia.
4.0	Split Spoon	30-31.5	30 – Gravel (GW); poor recovery; primarily gravel (1-2" dia.); drive another sample

Geologist: Marley
Driller: Layne Environmental Service
Date completed: 9-24-96

Drilling method: Hollow stem auger
Bit diameter: 8.5 in O.D.

ROSWELL COMPRESSOR STATION

Boring Log: SG86-1

DANIEL B. STEPHENS & ASSOCIATES, INC.
11-24-96
JN 6033

OP\6033\603320R.DWG

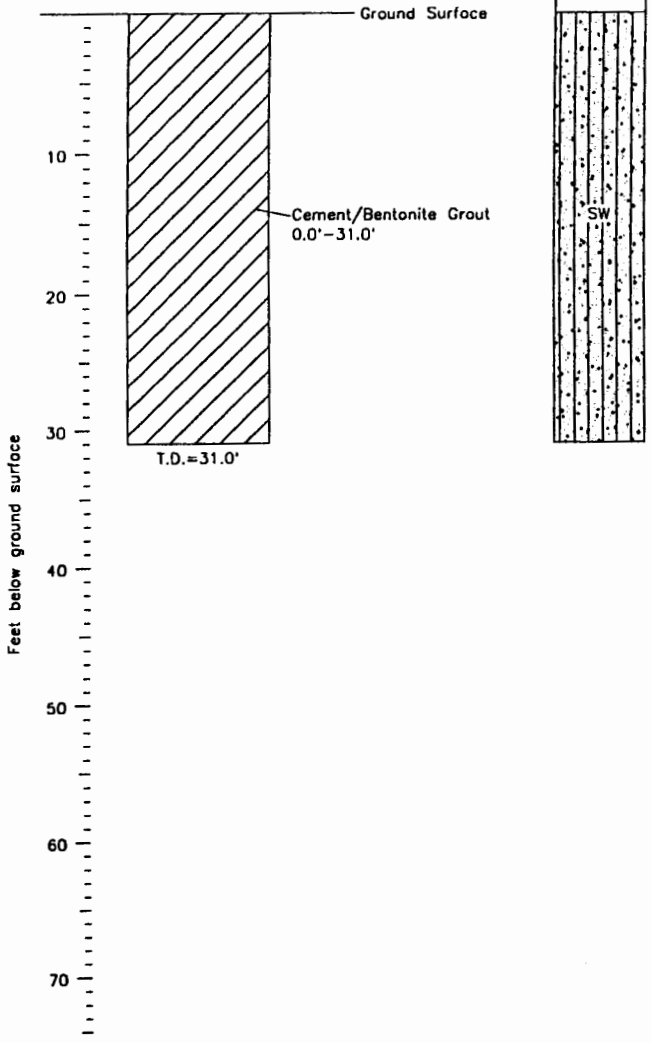

Graphic Log	PID Reading (ppm)	Sampling Device	Sample Interval (feet bgs)	Comments and Lithology
	49.0	Split Spoon	5-6.5	5 - Sand with silt and gravel (SW); pinkish white (7.5 YR 8/2); very fine- to fine-grained; gravel 15 to 20% from 0.2 to 1" in dia.; unconsolidated; dry
	31.0	Split Spoon	10-11.0	10 - Sand (SW); same as above
SW	10.8	Split Spoon	15-15.5	15 - No recovery due to gravel, probably slough in hole
	11.0	Split Spoon	20-21.5	20 - Sand with silt and gravel (SW); light brown (7.5 YR 6/3); 20% gravel (0.2 to 1" dia.); at 23' cuttings are stained black; strong odor
	15.2	Split Spoon	25-26.0	25 - Sand with silt and gravel (SW); same as at 20'; sample is not stained but does have hydrocarbon odor
	4.0	Split Spoon	30-31.0	30 - Sand with silt and gravel (SW); same as at 20', except pinkish gray (7.5 YR 6/2); dry

Geologist: Marley
Driller: Layne Environmental Service
Date completed: 9-24-96

Drilling method: Hollow stem auger
Bit diameter: 8.5 in O.D.

ROSWELL COMPRESSOR STATION

Boring Log: SG86-2

DANIEL B. STEPHENS & ASSOCIATES, INC.
11-24-96
JN 6033

OP\6033\603321R.DWG

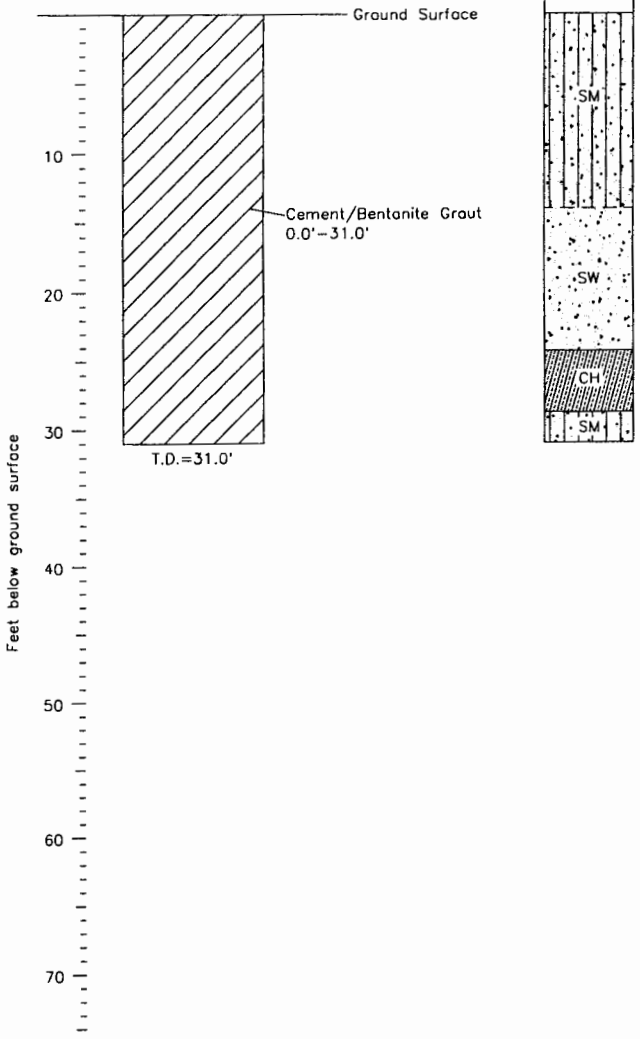

Graphic Log	PID Reading (ppm)	Sampling Device	Sample Interval (feet bgs)	Comments and Lithology
SM	1.4	Split Spoon	5-6.5	5 – Silty sand with gravel (SM); white (7.5 YR 8/1); gravel to 1" in dia. in matrix of sandy silt; poorly sorted; subangular to rounded clasts; unconsolidated; dry; 20% gravel, 60% sand, 20% silt; calcareous
	4.4	Split Spoon	10-11.5	10 – Silty sand with gravel (SM); pinkish white (7.5 YR 8/2); gravel to 1/2" in dia. in matrix of silty sand; poorly sorted; angular to subangular clasts; unconsolidated; dry; 20% gravel, 65% sand, 15% silt
	0.6	Split Spoon/ Cuttings	14.5-15	15 – Silty sand with gravel (SM); pinkish gray (7.5 YR 7/2); gravel to 1/2" in dia. in matrix of silty sand; poorly sorted; angular to subrounded grains; unconsolidated; dry; 40% gravel, 50% sand, 10& silt
SW	0.6	Split Spoon	20-21.5	20 – Sand with gravel and silt (SW); light brown (7.5 YR 6/4); gravel to 3/4" in matrix of silty sand; poorly sorted; subrounded clasts; unconsolidated; dry; 30% gravel, 60% sand, 10% silt
CH	14.4	Split Spoon	25-26.5	25 – Sand with gravel and silt (SW); same as above; at 25.5' contact between sand with gravel and fat clay; fat clay stained to very dark gray (7.5 YR 3/1); high plasticity; unconsolidated; saturated, strong odor of sewage
SM	NA	Split Spoon	30-32.5	30 – Silty sand with gravel (SM); very resistant drilling; pinkish gray (7.5 YR 7/2); gravel to 1.5" in matter of silty sand; damp; strong odor; very little sample collected; used all sample for chemistry

Geologist: Pigman
Driller: Layne Environmental Service
Date completed: 9-24-96

Drilling method: Hollow stem auger
Bit diameter: 8.5 in O.D.

ROSWELL COMPRESSOR STATION

Boring Log: SG86-3

DANIEL B. STEPHENS & ASSOCIATES, INC.
11-27-96
JN 6033

OP\6033\603328R.DWG

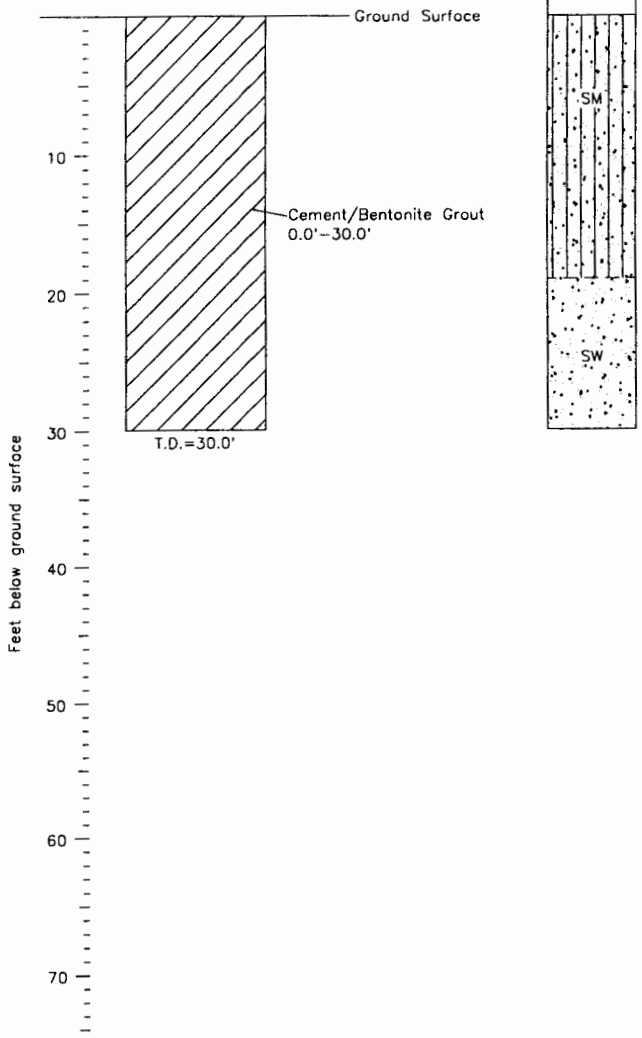

PID Reading (ppm)	Sampling Device	Sample Interval (feet bgs)	Comments and Lithology
0.9	Split Spoon	5-5.5	5 - Sand with silt and gravel (SM); light brown (7.5 YR 6/3); sand is very fine-grained to fine-grained: gravel 0.2 to 1.5" dia.; 75% sand/silt, 25% gravel; dry; no odor
1.2	Split Spoon	10-10.5	10 - Sand with silt and gravel (SM); pinkish gray (7.5 YR 7/2); 20% gravel 0.2" to 0.5" dia.; loose; dry
NA	Split Spoon	15-16.5	15 - Sand with silt and gravel (SM); no recovery, except for 1.5" dia. cobble; cuttings same as at 10' interval
0.6	Split Spoon	20-21.5	20 - Sand (SW); brown (7.5 YR 5/4); very fine-grained to fine-grained; gravel 0.2 to 0.8" dia.; 25% gravel; unconsolidated; dry; no odor
0.6	Split Spoon	25-26.5	25 - Sand (SW); light reddish brown (5 YR 6/4); very fine-grained to fine-grained; 5% gravel, 0.2 to 0.5" dia.; dry; no odor
0.4	Split Spoon	30-31.5	30 - Sand (SW); same as above

Geologist: Pigman
Driller: Layne Environmental Service
Date completed: 9-24-96

Drilling method: Hollow stem auger
Bit diameter: 8.5 in O.D.

ROSWELL COMPRESSOR STATION

Boring Log: SG86-4

DANIEL B. STEPHENS & ASSOCIATES, INC.
11-27-96
JN 6033

OP\6033\603314R.DWG

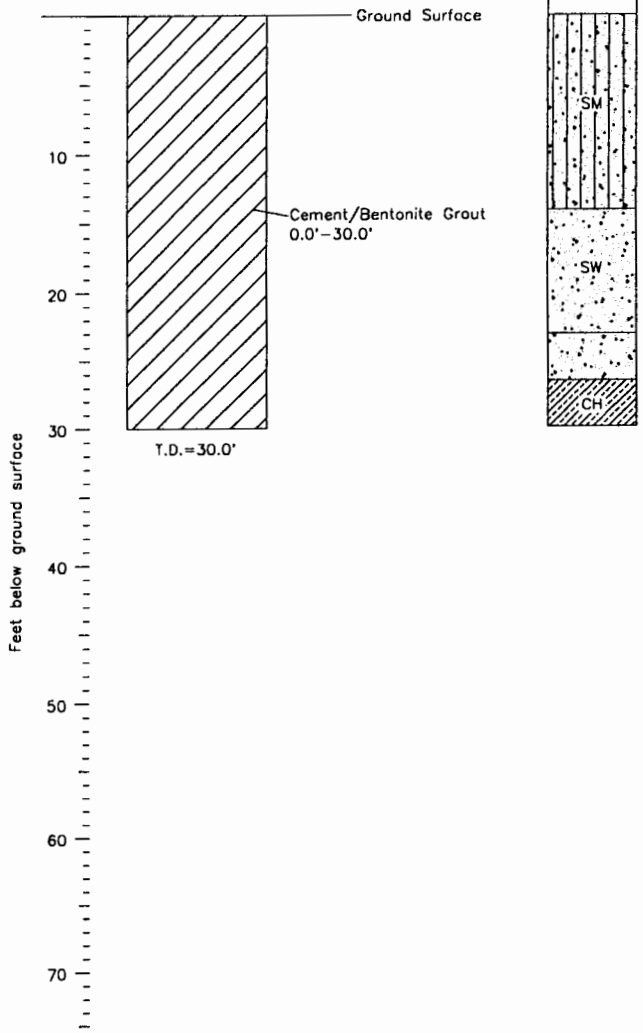

PID Reading (ppm)	Sampling Device	Sample Interval (feet bgs)	Comments and Lithology
6.0	Split Spoon	5-6.5	5 - Silty sand with gravel (SM); light brownish gray (10 YR 6/2); gravel to 2" in dia. in silty sand; poorly sorted; angular to subrounded clasts; unconsolidated; damp; 30% gravel, 50% sand, 20% silt
0.6	Split Spoon/ Cuttings	10-11.5	10 - Silty sand with gravel (SM); same as above
4.9	Split Spoon	15-16.5	15 - Sand with silt and gravel (SW); light brown (7.5 YR 6/3); mostly very fine- to coarse-grained sand with gravel to 3/4" in dia.; poorly sorted; unconsolidated; damp; 15% gravel, 75% sand, 10% silt
4.4	Split Spoon	20-21.5	20 - Sand with silt and gravel (SW); same as above
0.4	Split Spoon	25-26.5	25 - Sand with gravel and silt (SW); light brown (7.5 YR 1/3); gravel to 3" in dia.; poorly sorted; subrounded clasts; unconsolidated; damp; 40% gravel, 50% sand, 10% silt
25.6	Split Spoon	30-31.5	30 - Sandy clay (CH); dark red (2.5 YR 4/6); high plasticity; clay with very fine-grained sand; unconsolidated; moist; 60% clay, 40% sand; hydrocarbon odor

Geologist: Pigman
Driller: Layne Environmental Service
Date completed: 9-18-96

Drilling method: Hollow stem auger
Bit diameter: 8.5 in O.D.

ROSWELL COMPRESSOR STATION

Boring Log: PIT 3-1

DANIEL B. STEPHENS & ASSOCIATES, INC.
11-27-96
JN 6033

OP\6033\603315R.DWG

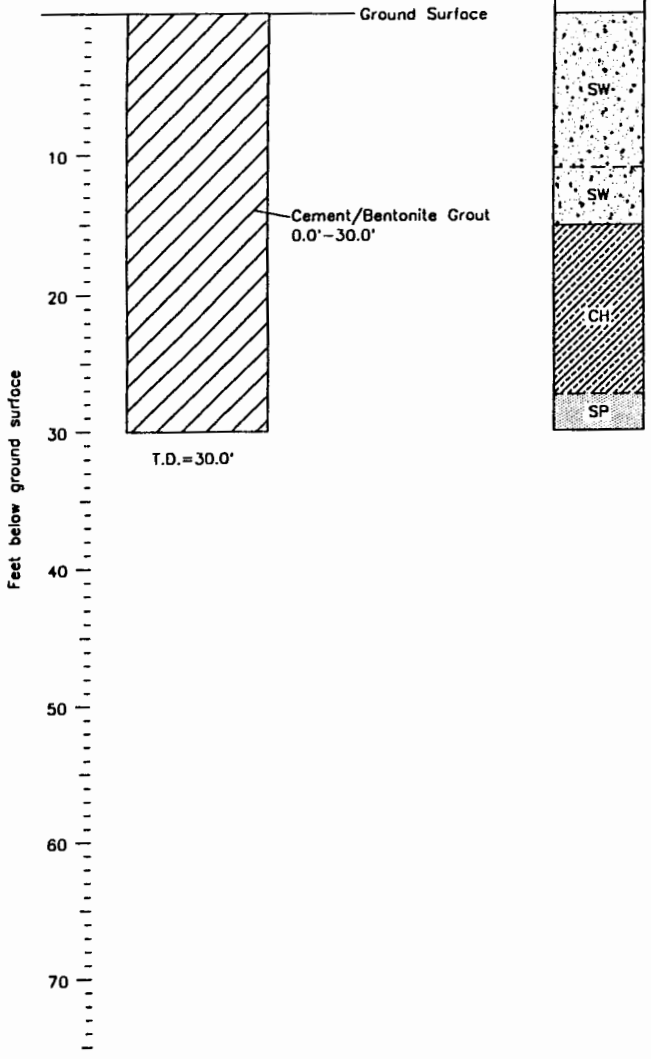

PID Reading (ppm)	Sampling Device	Sample Interval (feet bgs)	Comments and Lithology
			0 – Top 1' of boring stained gray
61	Split Spoon	5–6.5	5 – Sand with silt and gravel (SW); very pale brown (10 YR 8/2); gravel to 2" in dia. in matrix of sandy silt; angular to subrounded clasts; poorly sorted; unconsolidated; damp
15	Split Spoon	10–11.5	10 – Sand with silt and gravel (SW); same as above
2.3	Split Spoon	15–16.5	15 – Sandy clay (CH); dusky red (2.5 YR 4/4); moderate plasticity; sand and gravel up to 1/2" in dia.; clasts angular to rounded; poorly sorted; moist
3.0	Split Spoon	20–21.5	20 – Sandy clay (CH); same as above
0.8	Split Spoon/ Cuttings	25–26.5	25 – Sandy clay (CH); same as above; more gravel in cutting
0.6	Split Spoon	30–31.5	30 – Sand (SP); light reddish brown (5 YR 6/4); fine- to medium-grained; moderately sorted; subangular to rounded grains; unconsolidated; damp

Geologist: Pigman
Driller: Layne Environmental Service
Date completed: 9–18–96

Drilling method: Hollow stem auger
Bit diameter: 8.5 in O.D.

ROSWELL COMPRESSOR STATION

Boring Log: PIT 3-2

DANIEL B. STEPHENS & ASSOCIATES, INC.
11-24-96
JN 6033

OP\6033\603316R.DWG

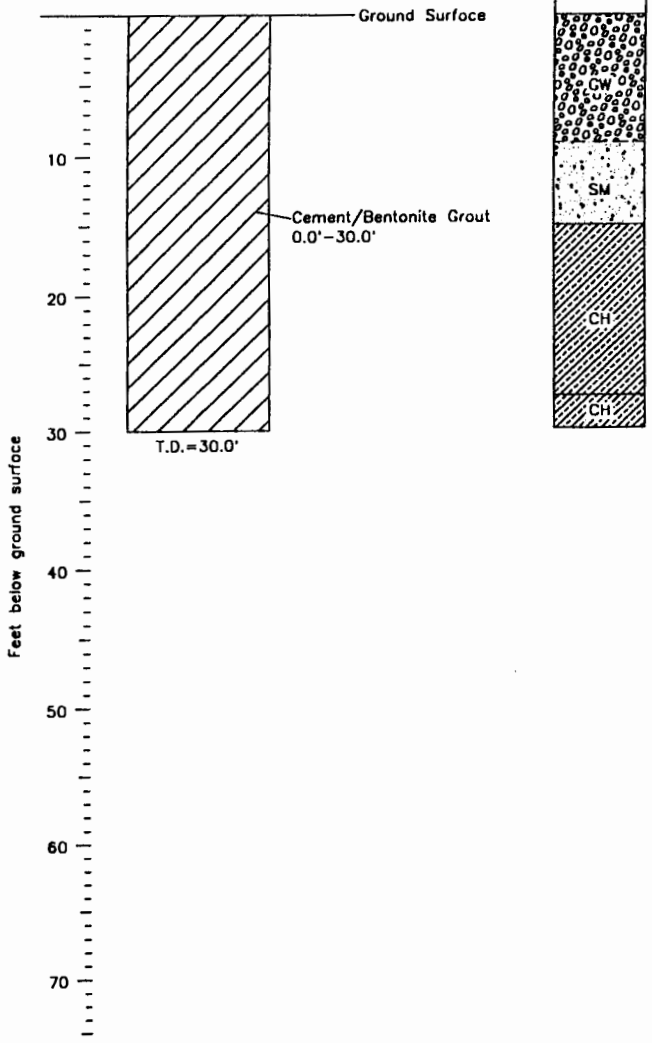

Graphic Lag	PID Reading (ppm)	Sampling Device	Sample Interval (feet bgs)	Comments and Lithology
GW	0.7	Split Spoon	5-6.5	5 – Gravel with sand and silt (GW); very pale brown (10 YR 8/2); gravel to 2" in dia. in matrix of sandy calcareous silt; poorly sorted; angular to rounded clasts; unconsolidated; damp
SM	0.5	Split Spoon/ Cuttings	10-11.5	10 – Sand with gravel (SM); pink (7.5 YR 7/4); gravel to 2" in dia. in matrix of sand; poorly sorted; subangular to subrounded clasts; unconsolidated; damp; 35% gravel, 50% sand, 15% silt
CH	0.7	Split Spoon	15-16.5	15 – Clay with gravel (CH); yellowish red (5 YR 6/6); high plasticity clay with pebbly gravel to 3/8" in dia.; poorly sorted; rounded clasts; 30% pebbles, 20% sand, 40% clay; unconsolidated; moist
CH	0.7	Split Spoon	20-21.5	20 – Clay with gravel (CH); same as above
CH	0.5	Split Spoon/ Cuttings	25-26.5	25 – Clay with gravel (CH); same as above
CH	0.5	Split Spoon	30-31.5	30 – Fat clay with sand (CH); red (7.5 YR 5/8); high plasticity; unconsolidated; moist; minor very fine-grained sand (5 to 10%)

Geologist: Pigman
Driller: Layne Environmental Service
Date completed: 9-18-96

Drilling method: Hollow stem auger
Bit diameter: 8.5 in O.D.

ROSWELL COMPRESSOR STATION

Boring Log: PIT 3-3

DANIEL B. STEPHENS & ASSOCIATES, INC.
11-24-96
JN 6033

OP\6033\603317R.DWG

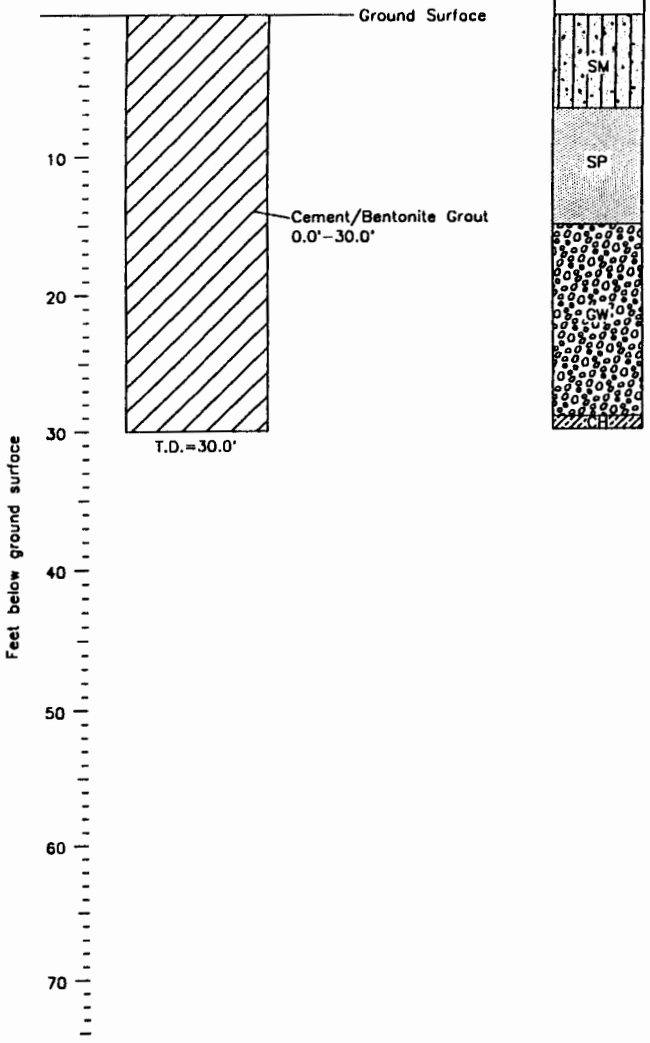

Graphic Log	PID Reading (ppm)	Sampling Device	Sample Interval (feet bgs)	Comments and Lithology
SM	37	Split Spoon	5-6.5	5 - Silty sand with gravel (SM); pinkish gray (7.5 YR 7/2); gravel to 1.5" in silty sand matrix; poorly sorted; angular to subrounded clasts; unconsolidated; dry; 30% gravel, 55% sand, 15% silt
SP	1.2	Split Spoon/ Cuttings	10-11.5	10 - Sand (SP); light brown (7.5 YR 6/3); fine- to medium-grained; well sorted; subangular grains; unconsolidated; damp; 75% sand with 5% gravel
	0.6	Split Spoon	15-16.5	15 - Sand with gravel (SP); light brown (7.5 YR 6/4); very fine- to coarse-grained sand with gravel to 2" in dia.; poorly sorted; angular to subrounded clasts; unconsolidated; damp; 20% gravel, 70% sand, 5% silt
GW	0.9	Split Spoon	20-21.5	20 - Gravel with sand (GW); brown (7.5 YR 5/3); gravel to 3/4" in dia.; poorly sorted; subangular to rounded clasts; unconsolidated; moist; 60% gravel, 30% sand, 10% silt and clay
	0.6	Split Spoon/ Cuttings	25-26.5	25 - Gravel with sand (GW); same as above, except shoe was on boulder 3" in dia. or larger; remaining gravel <3/4" in dia.
CH	NA	Split Spoon	30-31.5	30 - Fat clay (CH); dark red (2.5 YR 4/6); high plasticity; unconsolidated; damp to moist; hydrocarbon odor; insufficient sample for PID and chemistry both

Geologist: Pigman
Driller: Layne Environmental Service
Date completed: 9-18-96

Drilling method: Hollow stem auger
Bit diameter: 8.5 in O.D.

ROSWELL COMPRESSOR STATION

Boring Log: PIT 3-4

DANIEL B. STEPHENS & ASSOCIATES, INC.
11-24-96
JN 6033

OP\6033\603318R.DWG

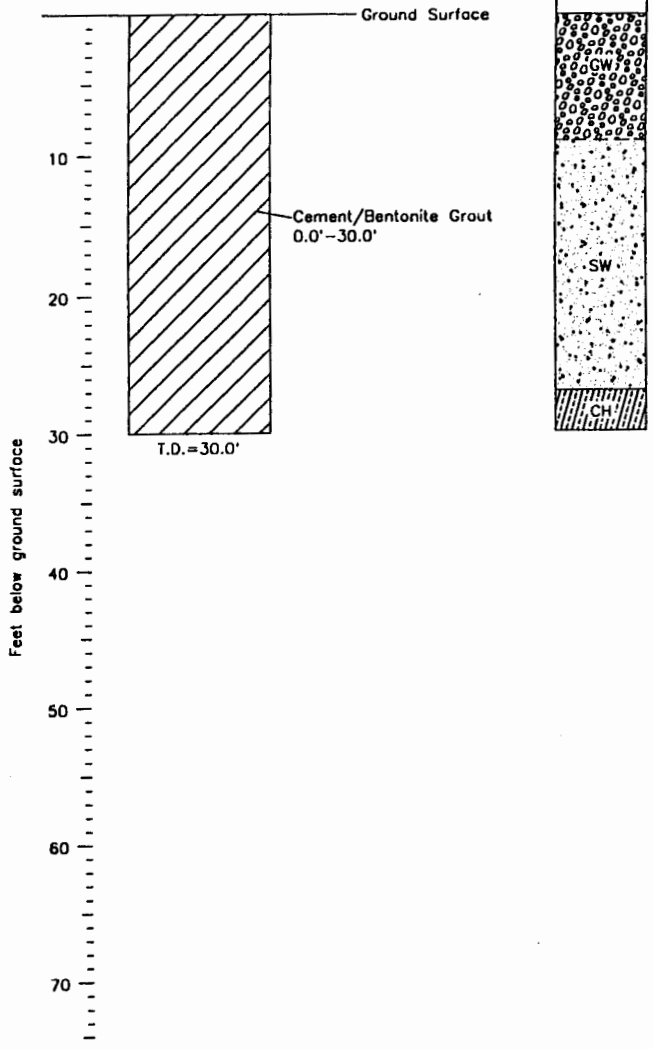

Graphic Log	PID Reading (ppm)	Sampling Device	Sample Interval (feet bgs)	Comments and Lithology
GW	2.5	Split Spoon	5-6.5	5 - Gravel with sand and silt (GW); pinkish white (7.5 YR 8/2); gravel to 1" in dia. in matrix of sandy silt; poorly sorted; angular to rounded clasts; unconsolidated; damp; 50% gravel, 20% sand, 30% silt; calcareous
	0.6	Split Spoon	10-11.5	10 - Sand with gravel (SW); light brown (7.5 YR 6/3); gravel to 1" in dia. in matrix of sand (very fine- to fine-grained); poorly sorted; subrounded clasts; unconsolidated; damp
	1.0	Split Spoon	15-16.5	15 - Sand with gravel (SW); same as above
SW	1.0	Split Spoon	20-21.5	20 - Sand with gravel (SW); same as above
	1.2	Split Spoon/ Cuttings	25-26.5	25 - Sand with gravel (SW); same as above
CH	33.3	Split Spoon/ Cuttings	30-31.5	30 - Clay (CH); dark red (2.5 YR 4/6); high plasticity; possibly sandy cuttings only; hydrocarbon odor

Geologist: Pigman
Driller: Layne Environmental Service
Date completed: 9-18-96

Drilling method: Hollow stem auger
Bit diameter: 8.5 in O.D.

ROSWELL COMPRESSOR STATION

Boring Log: PIT 3-5

DANIEL B. STEPHENS & ASSOCIATES, INC.
11-24-96
JN 6033

OP\6033\603304R.DWG

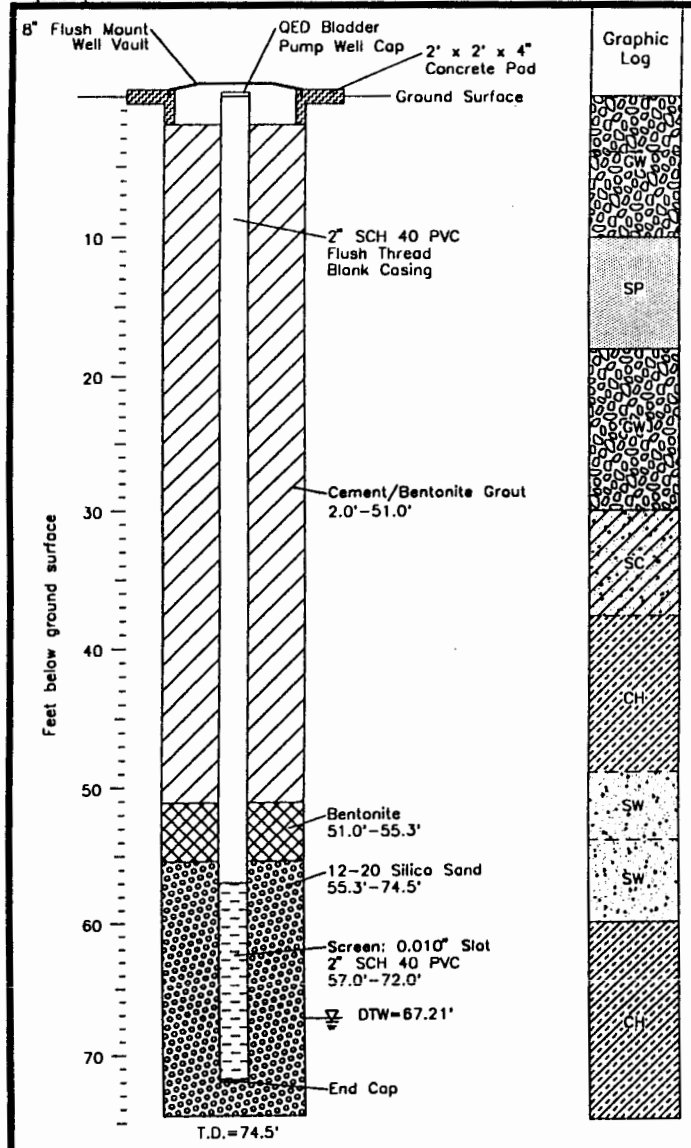

PID Reading (ppm)	Sampling Device	Sample Interval (feet bgs)	Comments and Lithology
1.4	Grab	1-1.5	0 - Sandy gravel with silt (GW); light brown (7.5 YR 6/3); 3/4" gravel and smaller with sand; poorly sorted; well rounded clasts; 60% gravel, 30% sand, 10% silt; at 4', encounter lighter colored gravel
0.5	Grab	4-5	5 - Sandy gravel and calcareous sand (GW); pink (7.5 YR 7/3); gravel up to 3" dia. in matrix of calcareous sand; well rounded clasts; unconsolidated; dry; at 10', encounter sand
0.6	Split Spoon	10-11.5	10 - Sand (SP); pink (7.5 YR 7/4); fine- to medium-grained; well sorted; rounded grains; dry; unconsolidated; 95% sand, 5% silt
0.5	Grab	15-16	15 - Sand (SP); same as above; some gravelly lenses past 12', at 18' encounter gravels
0.5	Split Spoon	20-21.5	20 - Sandy gravel (GW); pink (7.5 YR 7/3); gravel up to 2" in dia. in pink sand matrix; poorly sorted; well rounded clasts; unconsolidated; dry
0.9	Grab	25-26	25 - Sandy gravel (GW); light brown (7.5 YR 6/3); gravel to 3/4" dia.; mostly pebble-size; poorly sorted; well rounded clasts; unconsolidated; dry; 65% gravel, 30% sand, 5% silt
0.9	Split Spoon	30-31.5	30 - Clayey sand (SC); red (2.5 YR 5/6); very fine-grained sand; well rounded grains; moderately sorted; unconsolidated; moist; slight plasticity; 85% sand, 15% clay
1.1	Grab	34-35	35 - Clayey sand (SC); same as above; grades into clay
1.4	Split Spoon	40-41.5	40 - Clay (CH); yellowish red (5 YR 4/6); highly plastic; wet
.	Grab	48-49	45 - Clay (CH); same as above
1.3	Split Spoon	50-51.5	50 - Sand with silt (SW); pink (5 YR 7/4); very fine- to medium-grained; poorly sorted; subrounded to rounded grains; slightly consolidated; dry; 90% sand, 10% silt
0.9	Grab	55-56	55 - Sand with clay (SW); dark red (2.5 YR 4/8); very fine- to medium-grained; poorly sorted; rounded grains; unconsolidated; moist; slight to moderate plasticity
0.3	Split Spoon	60-61.5	60 - Clay (CH); yellowish red (5 YR 4/6); high plasticity; unconsolidated; moist
0.5	Grab	64-65	65 - Clay (CH); same as above
0.2	Split Spoon	70-71.5	70 - Clay (CH); same as above, except saturated
0.1	Split Spoon	74-75.5	75 - Clay (CH); same as above

Geologist: Pigman
Driller: Layne Environmental Service
Date completed: 9-10-96

Drilling method: Hollow stem auger
Bit diameter: 8.5 in. O.D.

ROSWELL COMPRESSOR STATION
Well Log: MW-10

DANIEL B. STEPHENS & ASSOCIATES, INC.
11-24-96
JN 6033

OP\6033\603305R.DWG

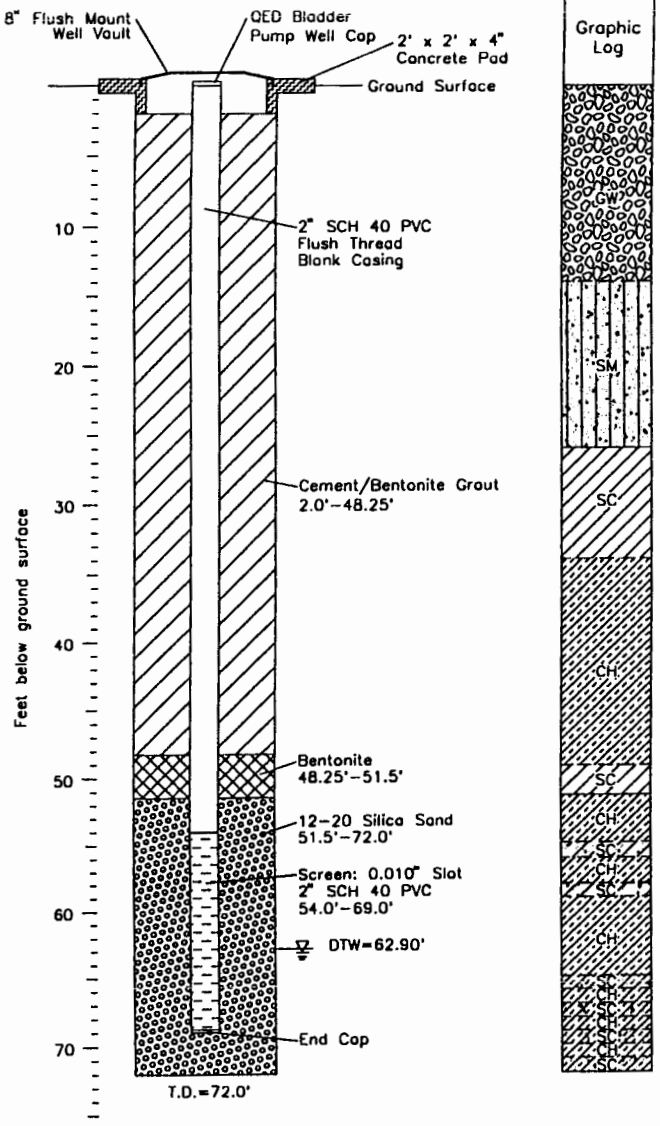

PID Reading (ppm)	Sampling Device	Sample Interval (feet bgs)	USCS Symbol	Comments and Lithology
0.0	Cuttings	5-6	GW	5 - Sandy gravel (GW); pinkish gray (7.5 YR 7/2); gravel to 2" in dia. in matrix of sand; poorly sorted; subrounded clasts; unconsolidated; damp; 50% gravel, 40% sand, 10% fines; mostly silt
0.0	Split Spoon	10-11.5	GW	10 - Sandy gravel (GW); grayish brown (10 YR 5/2); gravel to 2" in dia. in matrix of sand; poorly sorted; subangular clasts; unconsolidated; moist; 60% gravel, 30% sand, 10% clay
0.0	Cuttings	15-16	SM	15 - Gravelly sand (SM); very pale brown (10 YR 7/3); gravel to 1" in dia.; poorly sorted; rounded clasts; unconsolidated; damp; 35% gravel, 50% sand, 15% silt
0.0	Split Spoon	20-21.5	SM	20 - Gravelly sand (SM); same as above
0.0	Cuttings	25-26	SM	25 - Gravelly sand (SM); same as above; less resistant drilling at 26', encounter sandy clay
0.0	Split Spoon	30-31.5	SC	30 - Clayey sand (SC); red (2.5 YR 5/6); high plasticity; very fine- to fine-grained; moderately sorted; rounded grains; unconsolidated; 80% sand, 20% clay; wet
0.0	Cuttings	35-36	CH	35 - Fat clay (CH); red (2.5 YR 5/6); high plasticity; unconsolidated; wet
0.0	Split Spoon	40-41.5	CH	40 - Fat clay (CH); red (2.5 YR 5/6); high plasticity; unconsolidated; moist
0.0	Cuttings	45-46	CH	45 - Fat clay (CH); same as above
0.0	Split Spoon	50-51.5	SC	50 - Clayey sand (SC); red (2.5 YR 5/6); fine- to medium-grained; well sorted; rounded grains; unconsolidated; moist to wet; moderate to high plasticity; 80 to 95% sand, 5 to 20% clay
0.0	Cuttings	55-56	CH	55 - Clay (CH) with sand lenses (SC); red (2.5 YR 5/6); high plasticity; sand lenses; mostly very fine-grained and clayey; unconsolidated; wet to moist
0.0	Split Spoon	60-61.5	CH	60 - Fat clay (CH); reddish brown (5 YR 5/4); high plasticity; unconsolidated; wet
0.0	Cuttings	65-66	CH	65 - Fat clay (CH) with sand lenses; same as above, only saturated
0.0	Split Spoon	70-71.5	CH	70 - Fat clay (CH) and fine-grained sand lenses; same as above, saturated

Geologist: Pigman
Driller: Layne Environmental Service
Date completed: 9-16-96

Drilling method: Hollow stem auger
Bit diameter: 8.5 in. O.D.

ROSWELL COMPRESSOR STATION
Well Log: MW-11

DANIEL B. STEPHENS & ASSOCIATES, INC.
11-24-96
JN 6033

OP\6033\603313R.DWG

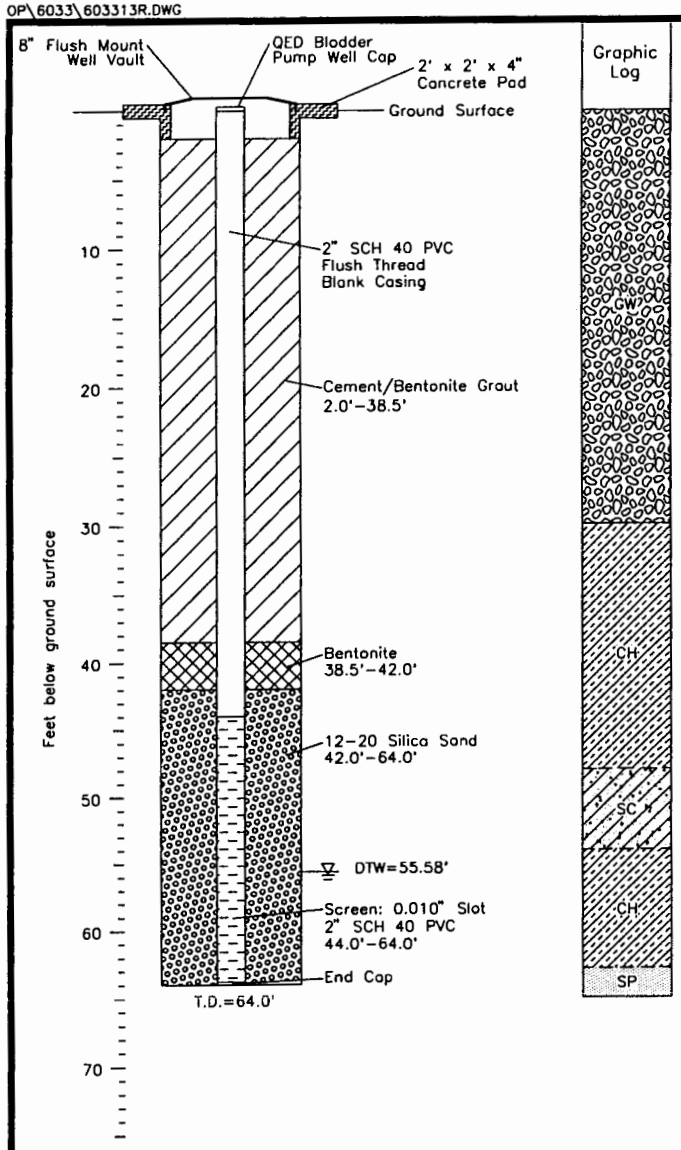

PID Reading (ppm)	Sampling Device	Sample Interval (feet bgs)	Comments and Lithology
1.6	Grab	5-6	5 - Sandy gravel with silt (GW); white (10 YR 8/1); gravel up to 2" in dia. in calcareous sand and silt matrix (caliche); subangular clasts; poorly sorted; unconsolidated; dry
1.3	Split Spoon	10-11.5	10 - Sandy gravel with silt (GW); pinkish gray (7.5 YR 7/2); gravel to 3/4" in dia. in sand and silt matrix; less carbonate; poorly sorted; subrounded clasts; unconsolidated; dry
1.2	Grab	15-16	15 - Sandy gravel (GW); very pale brown (10 YR 8/2); gravel to 2" in dia.; poorly sorted; subrounded to to rounded clasts; unconsolidated; dry; 85% gravel, 15% sand, 5% silt
1.2	Split Spoon	20-21.5	20 - Sandy gravel with silt (GW); pinkish white (7.5 YR 8/2); gravel to 3/4" in dia.; poorly sorted; subrounded to rounded clasts; unconsolidated; dry; 60% gravel, 25% sand, 15% silt; calcareous (caliche)
0.9	Grab	25-26	25 - Sandy gravel with silt (GW); same as above, little browner in color (7.5 YR 7/3) (pink)
1.3	Split Spoon	30-31.5	30 - Fat clay (CH); dark red (2.5 YR 4/8); high plasticity; little silt and sand <2%; unconsolidated; moist; encounter clay at 30'
2.7	Grab	35-36	35 - Fat clay (CH); same as above
2.1	Split Spoon	40-41.5	40 - Fat clay (CH); same as above; minor sand; medium-grained, may be from slough
7.5	Split Spoon	50-51.5	50 - Sand with clay (SC); yellowish red (5 YR 4/6); very fine- to fine-grained; moderately sorted; rounded grains; unconsolidated; saturated; 90% sand, 10% clay
2.1	Grab	55-56	55 - Clayey sand (SC); clay may be from above
7.5	Split Spoon	60-61.5	60 - Fat clay (CH); reddish brown (5 YR 5/4); highly plastic; unconsolidated; moist
4.6	Split Spoon	65-66	65 - Sand with clay (SP); red (2.5 YR 5/6); very fine-grained; moderately to well sorted; rounded grains; unconsolidated; saturated; slight plasticity

Geologist: Pigman
Driller: Layne Environmental Service
Date completed: 9-11-96

Drilling method: Hollow stem auger
Bit diameter: 8.5 in. O.D.

ROSWELL COMPRESSOR STATION

Well Log: MW-12

DANIEL B. STEPHENS & ASSOCIATES, INC.
11-27-96
JN 6033

OP\6033\603302R.DWG

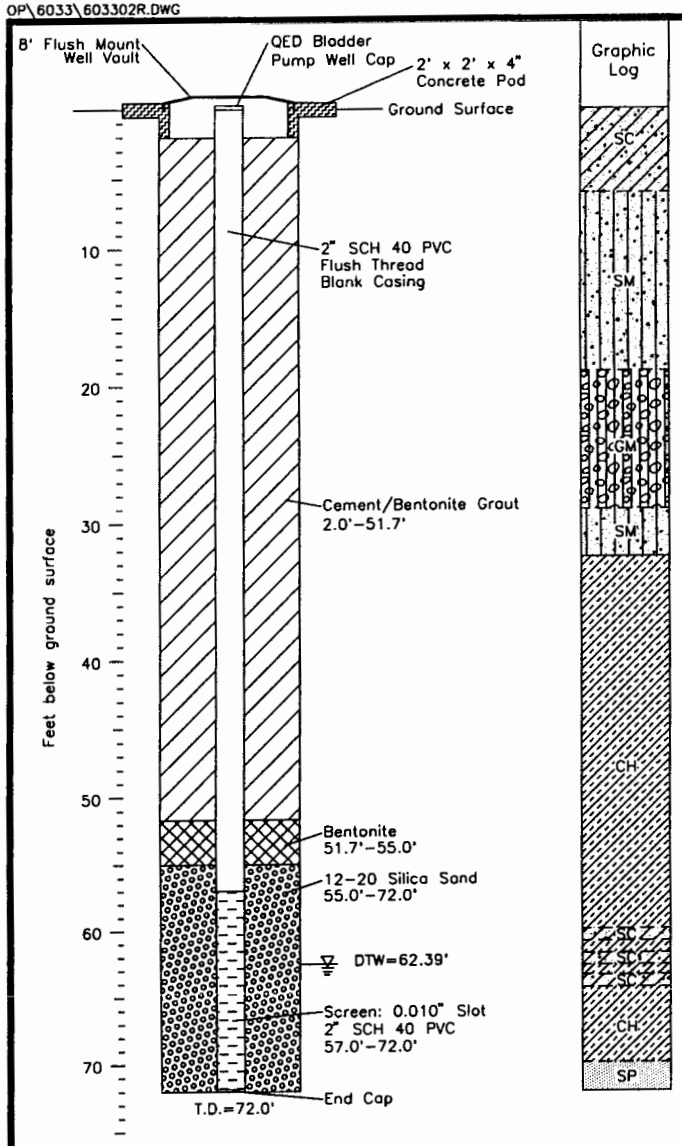

PID Reading (ppm)	Sampling Device	Sample Interval (feet bgs)	Comments and Lithology
0.3	Split Spoon	5-6.5	5 – Clayey sand with gravel (SC); pinkish gray (7.5 YR 7/2); gravel to 1" in dia. in a matrix of soil and clay; poorly sorted; subrounded clasts; unconsolidated; saturated (rained all day yesterday); 30% gravel, 50% sand, 20% clay
0.7	Split Spoon	10-11.5	10 – Silty sand with gravel (SM); light brown (7.5 YR 6/4); gravel to 3/4" in matrix of sand and clayey silt; unconsolidated; poorly sorted; rounded clasts; wet; 40% gravel, 40% sand, 20% fines
112	Split Spoon	15-16.5	15 – Silty sand with gravel (SM); dark gray (7.5 YR 4/1); highly stained; gravel to 3/4" in dia.; poorly sorted; subrounded clasts; unconsolidated; moist; 40% gravel, 40% sand, 20% fines; hydrocarbon odor
82	Split Spoon	20-21.5	20 – Gravel with silt and sand (GM); grayish brown (10 YR 5/2); highly stained; gravel to 3" in dia.; poorly sorted; rounded clasts; unconsolidated; damp; strong organic sewer odor
49	Split Spoon	25-26	25 – Sandy gravel (GW); light brownish gray (10 YR 6/2); gravel to 3/4" dia.; poorly sorted; rounded clasts; unconsolidated; damp; strong organic smell; 60% gravel, 30% sand, 10% fines
20.7	Split Spoon	30-31.5	30 – Sand with silt and gravel (SM); very pale brown (10 YR 7/4); gravel to 1/2" in dia. in silty sand matrix; poorly sorted; unconsolidated; damp; 30% gravel, 60% sand, 10% fines
67	Grab/ Cuttings	36-37	35 – Gravelly sand?; probably from above, may have been sand at 32.5' but driller thinks clay; clay in cuttings at 40'
47	Split Spoon	40-41.5	40 – Fat clay (CH); red (2.5 YR 5/6); highly plastic; unconsolidated; wet; some fine-grained clayey sand layers
45	Grab/ Cuttings	45	45 – Fat clay (CH); same as above
52.4	Split Spoon	50-51.5	50 – Fat clay (CH); same as above
30.0	Grab/ Cuttings	55-56	55 – Fat clay (CH); same as above
442	Split Spoon	60-61.5	60 – Fat clay (CH); same as above; possibly some clayey fine-grained sand layers; saturated
365	Grab/ Cuttings	65-66	65 – Fat clay (CH) and clayey very fine-grained sand (SC); same as above; saturated
166	Split Spoon	70-71.5	70 – Sand (SP); red (2.5 YR 5/6); fine- to medium-grained sand; well sorted; subrounded grains; unconsolidated; saturated

Geologist: Pigman
Driller: Layne Environmental Service
Date completed: 9-13-96

Drilling method: Hollow stem auger
Bit diameter: 8.5 in. O.D.

ROSWELL COMPRESSOR STATION

Well Log: MW-13

DANIEL B. STEPHENS & ASSOCIATES, INC.
11-27-96
JN 6033

OP\6033\603306R.DWG

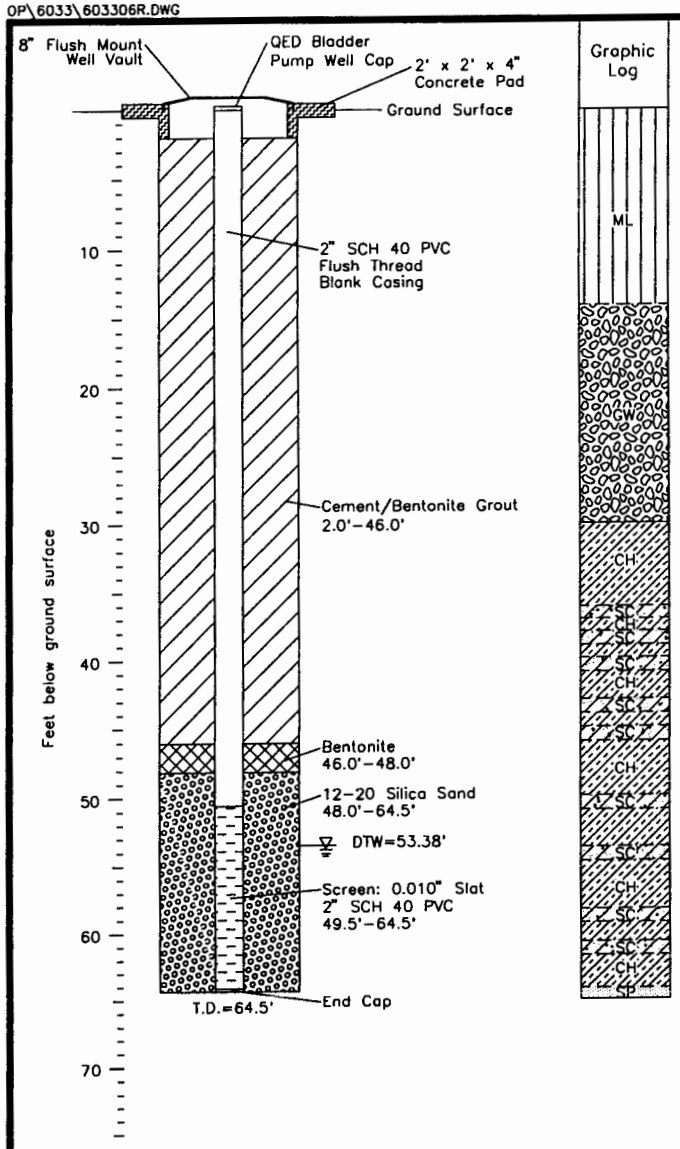

PID Reading (ppm)	Sampling Device	Sample Interval (feet bgs)	Comments and Lithology
0.9	Grab	5-6	5 – Gravelly silt caliche (ML); pinkish gray (7.5 YR 7/2); calcareous silt with gravel up to 3/4" in dia.; poorly sorted; rounded to angular; limestone gravel; unconsolidated; dry; 50% silt, 20% sand, 30% gravel
0.4	Split Spoon	10-11.5	10 – Gravelly silt (ML); same as above, only with more and larger gravel; gravel up to 2" in dia.; 40% silt, 20% sand, 40% gravel
0.5	Grab	15-16	15 – Gravel with silt and sand (GW); pink (7.5 YR 8/2); gravel up to 1" in dia. in calcareous sand and silt matrix; poorly sorted; subrounded clasts; unconsolidated; dry
0.4	Split Spoon	20-21.5	20 – Sandy gravel (GW); same as above
0.5	Grab	25-26	25 – Gravel with silt and sand (GW); same as above
0.2	Split Spoon	30-31.5	30 – Fat clay (CH); dark red (2.5 YR 4/6); high plasticity; unconsolidated; moist to wet
0.1	Grab	35-36	35 – Fat clay (CH); same as above; definitely wet
1.2	Split Spoon	40-41.5	40 – Fat clay (CH); same as above with some fine-grained sand lenses; very wet to near saturation
1.4	Split Spoon	45-46.5	45 – Fat clay (CH); same as above
3.9	Split Spoon	50-51.5	50 – Fat clay (CH) with thin clayey sand (SC) layers; same as above
0.6	Split Spoon	60-61.5	60 – Fat clay (CH) with thin very fine-grained sand layers; saturated at 61'
0.0	Split Spoon	65-66.5	65 – Sand with clay (SP); dark red (2.5 YR 4/6); very fine-grained sand; well sorted; rounded grains; unconsolidated; wet; slight plasticity; 90% sand, 10% clay

Geologist: Pigman
Driller: Layne Environmental Service
Date completed: 9-10-96

Drilling method: Hollow stem auger
Bit diameter: 8.5 in. O.D.

ROSWELL COMPRESSOR STATION

Well Log: MW-14

DANIEL B. STEPHENS & ASSOCIATES, INC.
11-27-96
JN 6033

OP\6033\603307R.DWG

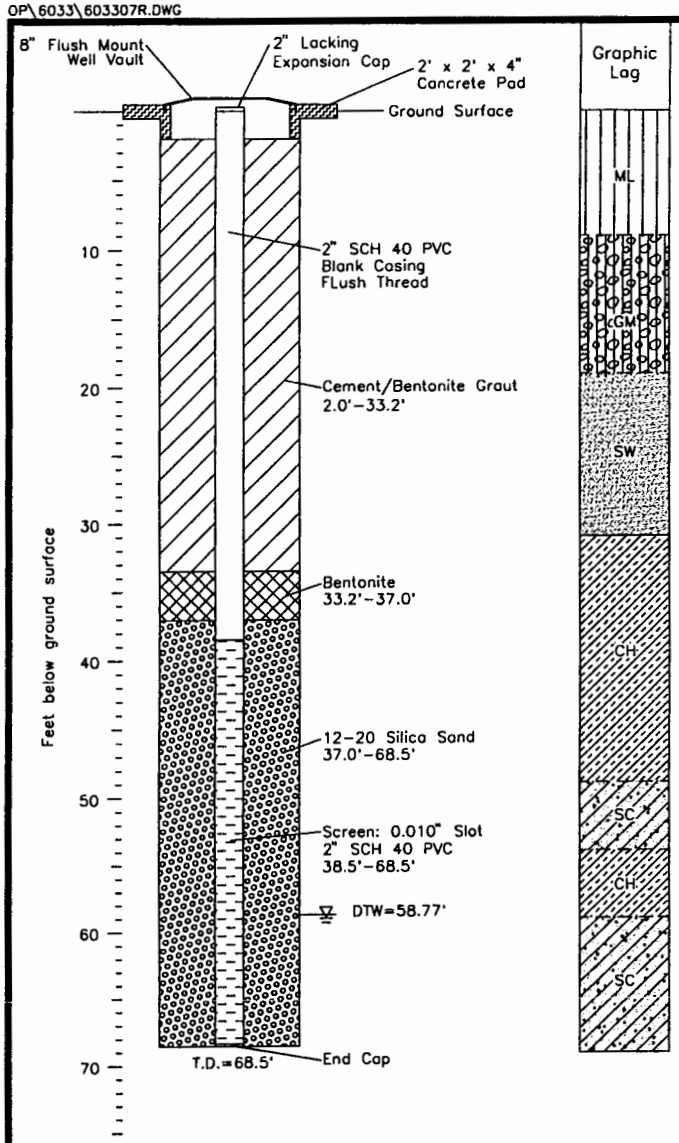

PID Reading (ppm)	Sampling Device	Sample Interval (feet bgs)	Comments and Lithology
8.2	Cuttings	4-5	5 - Sandy silt with gravel (ML); pink (7.5 YR 7/3); gravel to 1" dia. in matrix of sandy silt; poorly sorted; subangular clasts; unconsolidated; dry; 25% gravel, 35% sand, 40% silt
13.2	Split Spoon/ Cuttings	10-11.5	10 - Gravel with silt and sand (GM); pink (7.5 YR 8/3); gravel to 3" in dia. in matrix of silty sand; poorly sorted; subangular to subrounded clasts; unconsolidated; dry; 40% gravel; 25% sand, 35% silt
18.5	Cuttings	15-16	15 - Gravel with silt and sand (GM); same as above, except smaller gravel; gravel to 2" in dia.
128	Split Spoon	20-21.5	20 - Sand with gravel (SW); light reddish brown (5 YR 6/4); gravel to 3/4" in dia. in matrix of fine to coarse sand; poorly sorted; subrounded clasts; unconsolidated; damp; 30% gravel, 60% sand, 10% fines
30	Cuttings	25-26	25 - Sand with gravel (SW); same as above
512	Split Spoon	30-31.5	30 - Sand with gravel (SW); same as above, except gravel to 2"
70	Cuttings	35-36	35 - Fat clay (CH) ?
532	Split Spoon	40-41.5	40 - Fat clay (CH); strong brown (7.5 YR 4/6); clay; very plastic; unconsolidated; wet
28	Cuttings	45	45 - Fat clay (CH); strong brown (7.5 YR 4/6); clay; very plastic; unconsolidated; wet
994	Split Spoon	50-51.5	50 - Sand with clay (SP); red (2.5 YR 5/6); very fine- to fine-grained sand; well sorted; rounded grains; unconsolidated; moist; 90% sand, 10% clay
35	Cuttings	55-56	55 - Fat clay (CH)
17.6	Split Spoon	60-61.5	60 - Clayey sand (SC); dark red (2.5 YR 4/6); very fine- to fine-grained sand; moderately sorted; rounded grains; unconsolidated; saturated; moderate plasticity; 80% sand, 20% clay; at 60.5 to 61 ft thin layer of pebbly sand
14	Cuttings	64-65	65 - Clayey sand (SC); same as above

Geologist: Pigman, Roth
Driller: Layne Environmental Service
Date completed: 9-20-96

Drilling method: Hollow stem auger
Bit diameter: 8.5 in. O.D.

ROSWELL COMPRESSOR STATION

Well Log: MW-15

DANIEL B. STEPHENS & ASSOCIATES, INC.
11-27-96
JN 6033

OP\6033\603308R.DWG

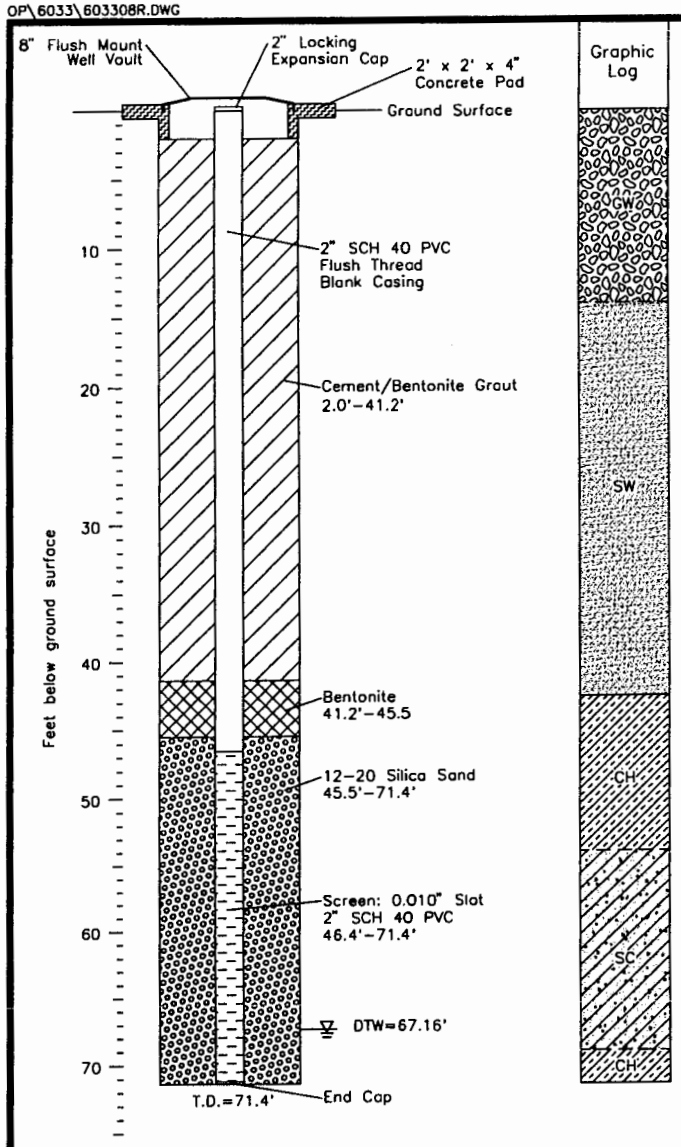

PID Reading (ppm)	Sampling Device	Sample Interval (feet bgs)	Comments and Lithology
1.0	Split Spoon/ Cuttings	5-6.5	5 - Gravel with silt and sand (GW); very pale brown (10 YR 8/2); gravel to 3" in dia. in matrix of silt and sand; poorly sorted; subrounded clasts; unconsolidated; dry
0.2	Split Spoon/ Cuttings	10-11.5	10 - Gravel with silt and sand (GW); same as above, except gravel to 1.5" in dia.
0.8	Cuttings	15-16	15 - Sand with gravel (SW); pink (7.5 YR 8/4); gravel to 3/4" in dia. in sand and silt matrix; poorly sorted; unconsolidated; dry
0.4	Split Spoon/ Cuttings	20-21.5	20 - Sand with gravel (SW); same as above; 35% gravel, 50% sand, 15% fines; mostly silt
0.6	Cuttings	24-25	25 - Sand with gravel (SW); same as above, except gravel to 2" in dia.; mostly gravel at 28'
0.6	Split Spoon	30-31.5	30 - Sand with gravel (SW); same as above; gravel to 3/4" in dia.; drilling easier at 34'
0.4	Cuttings	34-35	35 - Sand with gravel (SW); same as above
0.4	Cuttings	40-41.5	40 - Sand with gravel (SW); same as above; cuttings only; gravel to 3" in dia. in cuttings; soft drilling at 42.5; contact with clayey sand
0.4	Split Spoon	45-46.5	45 - Clayey sand (CH); red (2.5 YR 5/6); fine-grained; moderately sorted; rounded grains; unconsolidated; moist; slight plasticity; 85% sand, 15% clay
1.5	Split Spoon	50-51.5	50 - Clay (CH); dark red (2.5 YR 4/6); high plasticity; unconsolidated; moist to wet
2.1	Split Spoon	55-56	55 - Clayey sand (SC); red (2.5 YR 5/6); very fine- to medium-grained; poorly sorted; subrounded to rounded grains; unconsolidated; moist; hydrocarbon odor
471	Split Spoon	60-61	60 - Sand with clay (SC); dark reddish gray (2.5 YR 4/1); same as above, only hydrocarbon? stained and less clay
			65 - No cuttings returned at 65'
733	Split Spoon	70-71.5	70 - Sandy clay (CH); dark red (2.5 YR 4/6); high plasticity; sand is very fine- to fine-grained; some gravel pebbles to 3/8" in dia.; unconsolidated; saturated

Geologist: Pigman
Driller: Layne Environmental Service
Date completed: 9-19-96

Drilling method: Hollow stem auger
Bit diameter: 8.5 in. O.D.

ROSWELL COMPRESSOR STATION

Well Log: MW-16

DANIEL B. STEPHENS & ASSOCIATES, INC.
11-27-96
JN 6033

OP\6033\603309R.DWG

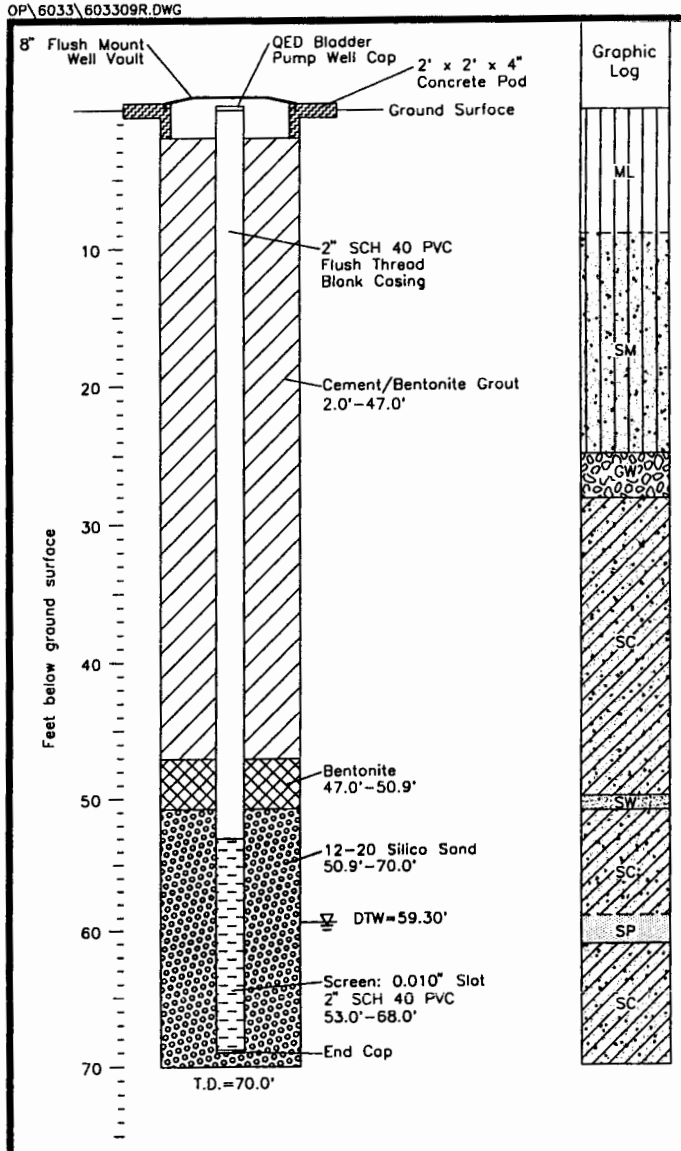

PID Reading (ppm)	Sampling Device	Sample Interval (feet bgs)	Comments and Lithology
1.8	Cuttings	4–5	5 – Sandy silt with gravel (ML); pinkish white (7.5 YR 8/2); gravel to 1" in dia. in sandy silt; poorly sorted; angular to subrounded clasts; calcareous; unconsolidated; dry; 20% gravel, 35% sand, 45% silt
1.3	Split Spoon	10–11.5	10 – Silty sand with gravel (SM); pinkish white (7.5 YR 8/2); gravel to 3/4" in dia. in silty sand matrix; angular to subrounded clasts; calcareous; unconsolidated; dry; 20% gravel, 50% sand, 30% silt
1.0	Cuttings	14–15	15 – Silty sand with gravel (SM); same as above, only little darker in color; pink (7.5 YR 7/3)
7.0	Split Spoon	20–21.5	20 – Silty sand with gravel (SM); same as above
0.7	Cuttings	24–25	25 – Gravel with sand (GW); pink (7.5 YR 7/3); gravel to 1" in dia.; poorly sorted; angular to rounded clasts; unconsolidated; dry; 75% gravel, 20% sand, 5% silt; sand at 28'
0.7	Split Spoon	30–31.5	30 – Clayey sand (SC); yellowish red (5 YR 5/6); very fine- to fine-grained; poorly sorted; subangular grains; moderate plasticity; unconsolidated; wet; 75% sand, 25% clay
1.0	Cuttings	34–35	35 – Clayey sand (SC); dark red (2.5 YR 4/8); very fine- to fine-grained sand; moderately sorted; subangular grains; moderate to high plasticity; unconsolidated; moist; 65% sand, 35% clay
2.6	Split Spoon	40–41.5	40 – Clayey sand (SC); same as above
1.0	Cuttings	44–45	45 – Clayey sand (SC); same as above
1.0	Split Spoon	50–51.5	50 – Clayey sand (SC); same as above with lense of coarse-grained sand to pebbly gravel at 50.5'
0.7	Cuttings	54–55	55 – Clayey sand (SC); same as above, except very wet to saturated
0.5	Split Spoon	60–61.5	60 – Sand with clay (SP) and clayey sand with gravel (SC); sand fine- to medium-grained; well sorted; rounded grains; saturated; clayey sand has pebble-size gravel in it and is not as wet; has high plasticity
1.0	Cuttings	64–65	65 – Clayey sand (SC); red (2.5 YR 5/6); very fine- to medium-grained; poorly sorted; rounded grains; moderate to high plasticity; unconsolidated; wet to saturated

Geologist: Pigman
Driller: Layne Environmental Service
Date completed: 9-21-96

Drilling method: Hollow stem auger
Bit diameter: 8.5 in. O.D.

ROSWELL COMPRESSOR STATION

Well Log: MW-17

DANIEL B. STEPHENS & ASSOCIATES, INC.
11-27-96
JN 6033

OP\6033\603310R.DWG

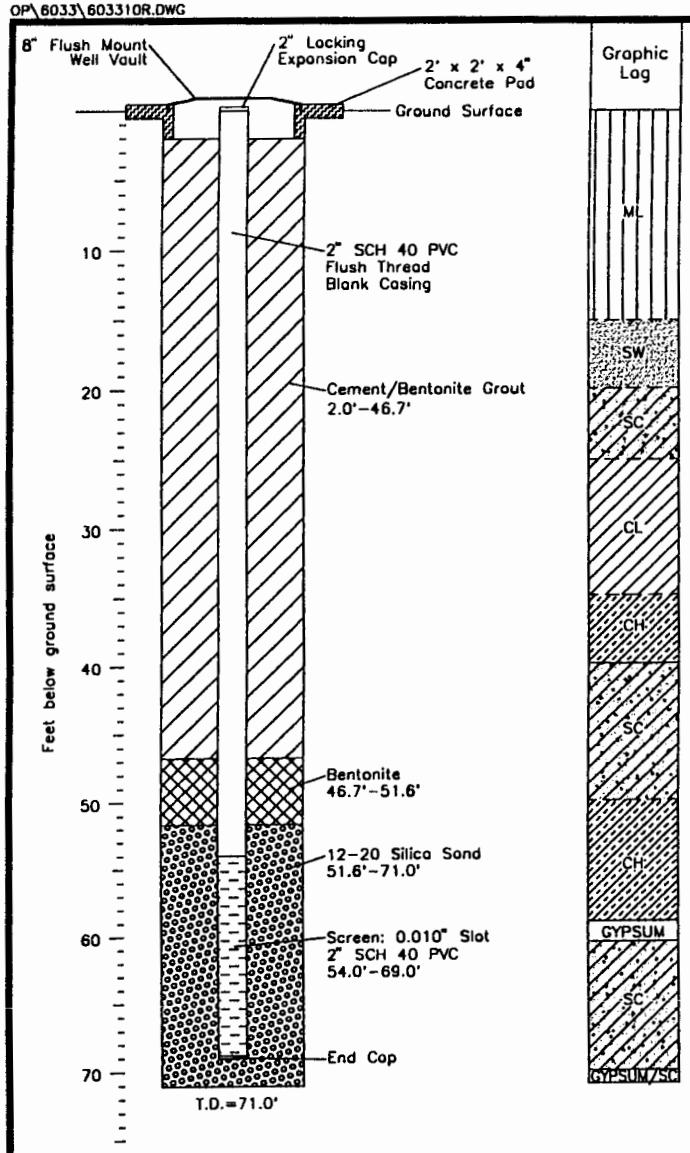

PID Reading (ppm)	Sampling Device	Sample Interval (feet bgs)	Comments and Lithology
0.9	Grab	4-5	5 - Sandy silt with gravel (ML); pinkish white (7.5 YR 8/2); gravel to 1.5" dia.; subrounded; poorly sorted; calcareous; dry; 20% gravel, 35% sand, 45% silt
0.5	Split Spoon	10-11.5	10 - Sandy silt with gravel (ML); same as above
0.1	Grab	14-15	15 - Gravelly sand (SW); light brown (7.5 YR 6/3); sand very fine-grained to fine-grained; gravel 0.2 to 2.2" dia.; subangular to subrounded limestone clasts; unconsolidated; dry
0.5	Split Spoon	20-21.5	20 - Clayey sand (SC); yellowish red (5 YR 4/6); sand fine-grained; 10% gravel to 0.2" dia.; medium plasticity; damp
0.1	Grab	24-25	25 - Sandy clay (CL); brown (7.5 YR 4/4); subrounded gravel to 1/4" in dia.; sand very fine- to fine-grained; poorly sorted; 30% sand, 10% gravel, 60% clay; medium plasticity; moist
0.9	Split Spoon	30-31.5	30 - Sandy clay (CL); reddish brown (5 YR 4/4); subrounded to angular gravel to 1/2" in dia.; sand very fine- to fine-grained; poorly sorted; subrounded to subangular clasts; medium plasticity; 10% gravel, 30% sand, 60% clay; moist
0.0	Grab	34-35	35 - Fat clay (CH); as above with gravel to 1/4"; plastic; very moist
0.5	Split Spoon	40-41.5	40 - Sand (SP) and clayey sand (SC); clayey sand; yellowish red (5 YR 5/6); sand very fine- to fine-grained; poorly sorted; subrounded grains; medium plasticity; moist; sand; yellowish red (5 YR 5/6); medium-grained; well sorted; subrounded; unconsolidated; moist
0.1	Grab	44-45	45 - Clayey sand (SC); reddish brown (5 YR 4/4); sand very fine- to fine-grained; gravel to 1/2" in dia.; poorly sorted; subrounded grains; moist; 5% gravel, 20% clay, 75% sand
1.0	Split Spoon	50-51.5	50 - Sandy fat clay (CH); yellowish red (5 YR 4/6); sand very fine- to fine-grained; poorly sorted; subrounded grains; plastic; moist; 20% sand, 80% clay
0.0	Grab	54-55	55 - Sandy fat clay (CH); same as above; medium plasticity; driller reports hard drilling, possible gypsum layer; gypsum cuttings reach surface at 58'
0.0	Split Spoon	60-61.5	60 - Gypsum; 60.5' gypsum-clay contact; clayey sand with gravel; reddish brown (5 YR 4/4); sand very fine- to fine-grained; gravel to 1/4" in dia., is chemically altered; subangular grains; medium plasticity; moist to very moist; driller reports soft drilling below 63-65'; 10% gravel, 30% clay at 61' sample is wet
0.0	Grab	64-65	65 - Clayey sand (SC); same as at 60.55'; nonplastic; moist; 5% gravel, 30% clay
1.5	Split Spoon	70-71.5	70 - Gypsum and intermixed clayey sand; gypsum; white (7.5 YR 8/1)

Geologist: Marley
Driller: Layne Environmental Service
Date completed: 9-25-96

Drilling method: Hollow stem auger
Bit diameter: 8.5 in. O.D.

ROSWELL COMPRESSOR STATION
Well Log: MW-18

DANIEL B. STEPHENS & ASSOCIATES, INC.
11-24-96
JN 6033

OP\6033\603311R.DWG

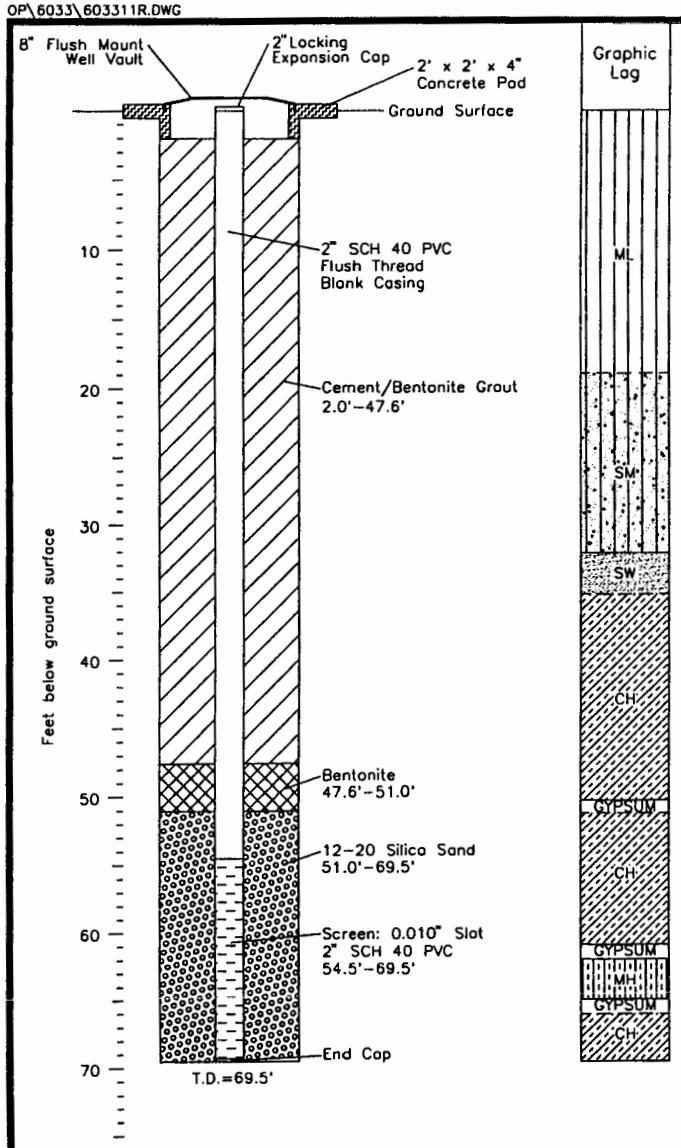

PID Reading (ppm)	Sampling Device	Sample Interval (feet bgs)	Comments and Lithology
			1 – Sandy silt with gravel (ML); pinkish white (7.5 YR 8/2); gravel to 1 1/4" in dia.; sand very fine- to fine-grained; gravel and sand subrounded to subangular; unconsolidated; dry; 20% gravel, 20% sand, 60% silt
0.2	Grab	4–5	5 – Sandy silt with gravel (ML); same as above, gravel to 1"
0.0	Split Spoon	10–11.5	10 – Sandy silt with gravel (ML); same as above
0.0	Grab	14–15	
0.0	Split Spoon	20–21.5	20 – Sand with gravel and silt (SM); light brown (7.5 YR 6/4); gravel is 0.2 to 1" dia.; subangular clasts; sand very fine-grained to fine-grained; unconsolidated; dry; 20% gravel, 60% sand, 20% silt; driller reports clay at 22.5'
0.0	Grab	24–25	25 – Sand with gravel (SM) and silt; light brown (7.5 YR 6/4); subrounded to subangular gravel to 1/2" in dia.; sand very fine- to fine-grained; unconsolidated; dry; 20–25% gravel, 25–30% silt, 45–55% sand
0.0	Split Spoon	30–31.5	32 – Sand (SW); reddish brown (5 YR 4/3); gravel to 1/2" in dia.; subrounded to subangular clasts; sand very fine- to fine-grained; 10–15% gravel, 85–90% sand; dry; unconsolidated
0.0	Grab	34–35	35 – Clayey sand (SC); yellowish red (5 YR 4/6); gravel to 0.2" in dia.; subrounded clasts; sand very fine- to fine-grained; poorly sorted; unconsolidated; slightly moist; 5% gravel, 60% sand, 35% clay
0.0	Split Spoon	40–41.5	40 – Fat clay (CH); reddish brown (5 YR 5/4); plastic; moist; 5% very fine-grained sand, 95% clay
0.0	Grab	44–45	45 – Fat clay (CH); same as above, except medium plasticity; at 48' hit gypsum layer approximately 2" thick
0.0	Split Spoon	50–51.5	50 – Fat clay (CH); same as above; at 50.5' gypsum layer
–	–	NA	55 – No cuttings returned
0.0	Split Spoon	60–61.5	60 – Fat clay (CH) with gypsum laminations; reddish brown (5 YR 5/4); medium plasticity; dry; 5% very fine-grained sand, 95% clay; at 60.5–60.8' gypsum; at 60.8' elastic silt with sand (MH); yellowish brown (10 YR 5/4); sand very fine- to fine-grained; gravel to 0.2" in dia.; poorly sorted; wet at 61'; 10% gravel, 30% sand, 60% silt
0.0	Split Spoon	65–66.5	
1.0	Split Spoon	70–71.5	

Geologist: Marley, Roth
Driller: Layne Environmental Service
Date completed: 9–26–96

Drilling method: Hollow stem auger
Bit diameter: 8.5 in. O.D.

ROSWELL COMPRESSOR STATION

Well Log: MW-19

DANIEL B. STEPHENS & ASSOCIATES, INC.
11–27–96
JN 6033

APPENDIX B

SUMMARY OF ANALYTICAL RESULTS

Table B-1. Summary of Analytical Results for Total Petroleum Hydrocarbons in Soil
Roswell Compressor Station No. 9
Page 1 of 3

Boring/Monitor Well	Sample Date	Sample ID	Total Petroleum Hydrocarbons (mg/kg)
MW-10	09/10/96	MW10 @ 10'	30
		MW10 @ 20'	34
		MW10 @ 30'	29
		MW10 @ 40'	29
		MW10 @ 50'	31
		MW10 @ 60'	84
MW-11	09/16/96	MW11 @ 10'	36
		MW11 @ 20'	31
		MW11 @ 30'	24
		MW11 @ 40'	27
		MW11 @ 50'	20
		MW11 @ 60'	<10
MW-12	09/11/96	MW12 @ 10'	56
		MW12 @ 20'	38
		MW12 @ 30'	58
		MW12 @ 40'	32
		MW12 @ 50'	46
MW-13	09/13/96	MW13 @ 10'	38
		MW13 @ 15'	17000
		MW13 @ 20'	4700
		MW13 @ 30'	200
		MW13 @ 40'	33
		MW13 @ 50'	60
		MW13 @ 60'	42

Table B-1. Summary of Analytical Results for Total Petroleum Hydrocarbons in Soil
Roswell Compressor Station No. 9
Page 2 of 3

Boring/Monitor Well	Sample Date	Sample ID	Total Petroleum Hydrocarbons (mg/kg)
MW-14	09/10/96	MW14 @ 10'	30
		MW14 @ 20'	33
		MW14 @ 30'	38
		MW14 @ 40'	34
		MW14 @ 50'	30
		MW14 @ 60'	80
MW-15	09/19/96	MW15 @ 20'	27
		MW15 @ 40'	30
		MW15 @ 50'	34
MW-16	09/18/96	MW16 @ 10'	82
		MW16 @ 20'	190
		MW16 @ 30'	110
		MW16 @ 40'	61
		MW16 @ 50'	85
		MW16 @ 60'	7200
MW-17	09/21/96	MW17 @ 10'	30
		MW17 @ 20'	36
		MW17 @ 30'	32
		MW17 @ 40'	28
MW-18	09/24/96	MW18 @ 10'	48
		MW18 @ 20'	43
		MW18 @ 30'	44
		MW18 @ 40'	40
		MW18 @ 50'	49
		MW18 @ 60'	57

Table B-1. Summary of Analytical Results for Total Petroleum Hydrocarbons in Soil
Roswell Compressor Station No. 9
Page 3 of 3

Boring/Monitor Well	Sample Date	Sample ID	Total Petroleum Hydrocarbons (mg/kg)
MW-19	09/26/96	MW19 @ 10'	67
		MW19 @ 20'	61
		MW19 @ 30'	79
		MW19 @ 40'	54
		MW19 @ 50'	78
		MW19 @ 60'	54
SVE-1	09/20/96	SVE-1 @ 5'	58
		SVE-1 @ 60'	28
SVE-2	09/17/96	SVE-2 @ 30'	3700
		SVE-2 @ 60'	56
SVE-3	09/16/96	SVE-3 @ 35'	21
		SVE-3 @ 55'	24
Pit 3-1	09/22/96	Pit 3-1 @ 30'	36
Pit 3-2	09/18/96	Pit 3-2 @ 5'	89
		Pit 3-2 @ 30'	200
Pit 3-3	09/19/96	Pit 3-3 @ 30'	27
Pit 3-4	09/22/96	Pit 3-4 @ 5'	31
		Pit 3-4 @ 30'	43
Pit 3-5	09/18/96	Pit 3-5 @ 30'	88
SG86-1	09/24/86	SG86-1 @ 15'	16,000
		SG86-1 @ 30'	74
SG86-2	09/24/96	SG86-2 @ 5'	160
		SG86-2 @ 30'	54
SG86-3	09/22/96	SG86-3 @ 25'	27
		SG86-3 @ 31'	28
SG86-4	09/24/86	SG86-4 @ 30'	65

Table B-2. Summary of Analytical Results for Soil Samples from SVE Borings
Roswell Compressor Station No. 9
Page 1 of 5

Analyte	Sample Identification (Sample Date)					
	SVE-1 @ 5' (09/20/96)	SVE-1 @ 60' (09/21/96)	SVE-2 @ 30' (09/17/96)	SVE-2 @ 60' (09/17/96)	SVE-3 @ 35' (09/16/96)	SVE-3 @ 55' (09/16/96)
Volatile Organic Compounds (µg/Kg) by EPA Method 8240						
Acetone	<100	<100	**1500**	<100	<100	<100
Benzene	<1	<1	**54**	<1	**2**	**68**
Bromodichloromethane	<5	<5	<5	<5	<5	<5
Bromoform (tribromomethane)	<5	<5	<5	<5	<5	<5
Bromomethane	<10	<10	<10	<10	<10	<10
Methyl ethyl ketone (2-butanone)	<100	<100	**100**	<100	<100	<100
Carbon disulfide	<5	<5	<5	<5	<5	<5
Carbon tetrachloride	<5	<5	<5	<5	<5	<5
Chlorobenzene	<5	<5	<5	<5	<5	<5
Chloroethane	<10	<10	<10	<10	<10	<10
2-Chloroethylvinyl ether	<10	<10	<10	<10	<10	<10
Chloroform (trichloromethane)	<5	<5	<5	<5	<5	<5
Chloromethane (methyl chloride)	<10	<10	<10	<10	<10	<10
Dibromochloromethane (chlorodibromomethane)	<5	<5	<5	<5	<5	<5
1,1-Dichloroethane (1,1-DCA)	<5	<5	**73**	<5	**15**	<5
1,2-Dichloroethane (ethylene chloride)	<5	<5	<5	<5	<5	<5
1,1-Dichloroethene (1,1-DCE)	<5	<5	<5	<5	<5	<5
cis-1,2-Dichloroethene	<5	<5	<5	<5	<5	<5
trans-1,2-Dichloroethene	<5	<5	<5	<5	<5	<5
1,2-Dichloropropane (propylene chloride)	<5	<5	<5	<5	<5	<5
cis-1,3-Dichloropropene	<5	<5	<5	<5	<5	<5
trans-1,3-Dichloropropene	<5	<5	<5	<5	<5	<5
Ethylbenzene	<5	<5	**11**	<5	<5	<5
2-Hexanone	<50	<50	<50	<50	<50	<50
Methylene chloride (dichloromethane)	**6**	**6**	**9**	<5	<5	<5
4-Methyl-2-pentanone (MIBK)	<50	<50	<50	<50	<50	<50
Styrene	<5	<5	<5	<5	<5	<5
1,1,2,2-Tetrachloroethane (1,1,2,2-PCA)	<5	<5	<5	<5	<5	<5

Bold values highlight concentrations above reporting limits.

Table B-2. Summary of Analytical Results for Soil Samples from SVE Borings
Roswell Compressor Station No. 9

Analyte	Sample Identification (Sample Date)					
	SVE-1 @ 5' (09/20/96)	SVE-1 @ 60' (09/21/96)	SVE-2 @ 30' (09/17/96)	SVE-2 @ 60' (09/17/96)	SVE-3 @ 35' (09/16/96)	SVE-3 @ 55' (09/16/96)
Tetrachloroethene (PCE)	<5	<5	**14**	<5	<5	<5
Toluene	<5	<5	**86**	<5	<5	<5
1,1,1-Trichloroethane (1,1,1-TCA)	<5	<5	**21**	<5	<5	<5
1,1,2-Trichloroethane	<5	<5	<5	<5	<5	<5
Trichloroethene (TCE)	<5	<5	<5	<5	<5	<5
Vinyl acetate	<50	<50	<50	<50	<50	<50
Vinyl chloride	<10	<10	<10	<10	<10	<10
Xylene(s)	<5	<5	**150**	<5	<5	**6**
Semivolatile Organic Compounds (µg/Kg) by EPA Method 8270						
Acenaphthene	<330	<330	<1600	<330	<330	<330
Acenaphthylene	<330	<330	<1600	<330	<330	<330
Anthracene	<330	<330	<1600	<330	<330	<330
Benzidine	<1650	<1650	<8250	<1650	<1650	<1650
Benzoic acid	<1650	<1650	<8250	<1650	<1650	<1650
Benzo(a)anthracene	<330	<330	<1600	<330	<330	<330
Benzo(b)fluoranthene	<330	<330	<1600	<330	<330	<330
Benzo(k)fluoranthene	<330	<330	<1600	<330	<330	<330
Benzo(g,h,i)perylene	<330	<330	<1600	<330	<330	<330
Benzo(a)pyrene	<330	<330	<1600	<330	<330	<330
Benzyl alcohol (phenyl methanol)	<330	<330	<1600	<330	<330	<330
Bis(2-chloroethoxy)methane	<330	<330	<1600	<330	<330	<330
Bis(2-chloroethyl)ether	<330	<330	<1600	<330	<330	<330
Bis(2-chloroisopropyl)ether	<330	<330	<1600	<330	<330	<330
Bis(2-ethylhexyl)phthalate	<330	<330	<1600	<330	<330	<330
4-Bromophenyl phenyl ether	<330	<330	<1600	<330	<330	<330
Butyl benzyl phthalate	<330	<330	<1600	<330	<330	<330
4-Chloroaniline	<330	<330	<1600	<330	<330	<330
2-Chloronaphthalene	<330	<330	<1600	<330	<330	<330

Bold values highlight concentrations above reporting limits.

Table B-2. Summary of Analytical Results for Soil Samples from SVE Borings
Roswell Compressor Station No. 9
Page 3 of 5

Analyte	Sample Identification (Sample Date)					
	SVE-1 @ 5' (09/20/96)	SVE-1 @ 60' (09/21/96)	SVE-2 @ 30' (09/17/96)	SVE-2 @ 60' (09/17/96)	SVE-3 @ 35' (09/16/96)	SVE-3 @ 55' (09/16/96)
4-Chloro-3-methylphenol	<330	<330	<1600	<330	<330	<330
2-Chlorophenol	<330	<330	<1600	<330	<330	<330
4-Chlorophenyl phenyl ether	<330	<330	<1600	<330	<330	<330
Chrysene	<330	<330	<1600	<330	<330	<330
Dibenz(a,h)anthracene	<330	<330	<1600	<330	<330	<330
Dibenzofuran	<330	<330	<1600	<330	<330	<330
1,2-Dichlorobenzene	<330	<330	<1600	<330	<330	<330
1,3-Dichlorobenzene	<330	<330	<1600	<330	<330	<330
1,4-Dichlorobenzene	<330	<330	<1600	<330	<330	<330
3,3-Dichlorobenzidine	<330	<330	<1600	<330	<330	<330
2,4-Dichlorophenol	<330	<330	<1600	<330	<330	<330
Diethyl phthalate	<330	<330	<1600	<330	<330	<330
2,4-Dimethylphenol	<330	<330	<1600	<330	<330	<330
Dimethyl phthalate	<330	<330	<1600	<330	<330	<330
2-Methyl-4,6-dinitrophenol	<1650	<1650	<8250	<1650	<1650	<1650
2,4-Dinitrophenol	<1650	<1650	<8250	<1650	<1650	<1650
2,4-Dinitrotoluene	<330	<330	<1600	<330	<330	<330
2,6-Dinitrotoluene	<330	<330	<1600	<330	<330	<330
Di-n-butyl phthalate	<330	<330	<1600	<330	<330	<330
Di-n-octyl phthalate	<330	<330	<1600	<330	<330	<330
Fluoranthene	<330	<330	<1600	<330	<330	<330
Fluorene	<330	<330	<1600	<330	<330	<330
Hexachlorobenzene	<330	<330	<1600	<330	<330	<330
Hexachlorobutadiene	<330	<330	<1600	<330	<330	<330
Hexachlorocyclopentadiene	<330	<330	<1600	<330	<330	<330
Hexachloroethane (perchloroethane)	<330	<330	<1600	<330	<330	<330
Indeno(1,2,3-cd)pyrene	<330	<330	<1600	<330	<330	<330
Isophorone	<330	<330	<1600	<330	<330	<330
2-Methylnaphthalene	<330	<330	<1600	<330	<330	<330

Bold values highlight concentrations above reporting limits.

Table B-2. Summary of Analytical Results for Soil Samples from SVE Borings
Roswell Compressor Station No. 9
Page 4 of 5

Analyte	Sample Identification (Sample Date)					
	SVE-1 @ 5' (09/20/96)	SVE-1 @ 60' (09/21/96)	SVE-2 @ 30' (09/17/96)	SVE-2 @ 60' (09/17/96)	SVE-3 @ 35' (09/16/96)	SVE-3 @ 55' (09/16/96)
3&4-Methylphenol (m&p-cresol)	<330	<330	<1600	<330	<330	<330
2-Methylphenol (o-cresol)	<330	<330	<1600	<330	<330	<330
Naphthalene	<330	<330	<1600	<330	<330	<330
2-Nitroaniline (o-nitroaniline)	<1650	<1650	<8250	<1650	<1650	<1650
3-Nitroaniline (m-nitroaniline)	<1650	<1650	<8250	<1650	<1650	<1650
4-Nitroaniline (p-nitroaniline)	<1650	<1650	<8250	<1650	<1650	<1650
Nitrobenzene	<330	<330	<1600	<330	<330	<330
2-Nitrophenol	<330	<330	<1600	<330	<330	<330
4-Nitrophenol	<1650	<1650	<8250	<1650	<1650	<1650
n-Nitrosodiphenylamine	<330	<330	<1600	<330	<330	<330
n-Nitrosodi-n-propylamine	<330	<330	<1600	<330	<330	<330
Pentachlorophenol	<1650	<1650	<8250	<1650	<1650	<1650
Phenanthrene	<330	<330	<1600	<330	<330	<330
Phenol (carbolic acid)	<330	<330	<1600	<330	<330	<330
Pyrene	<330	<330	<1600	<330	<330	<330
1,2,4-Trichlorobenzene	<330	<330	<1600	<330	<330	<330
2,4,5-Trichlorophenol	<330	<330	<1600	<330	<330	<330
2,4,6-Trichlorophenol	<330	<330	<1600	<330	<330	<330
PCBs (µg/Kg) by EPA Method 8080						
PCB 1016 (Aroclor 1016)	<17	<17	<17	<17	<17	<17
PCB 1221 (Aroclor 1221)	<17	<17	<17	<17	<17	<17
PCB 1232 (Aroclor 1232)	<17	<17	<17	<17	<17	<17
PCB 1242 (Aroclor 1242)	<17	<17	<17	<17	<17	<17
PCB 1248 (Aroclor 1248)	<17	<17	<17	<17	<17	<17
PCB 1254 (Aroclor 1254)	<17	<17	<17	**320**	<17	<17
PCB 1260 (Aroclor 1260)	<17	<17	<17	<17	<17	<17
PCB 1262 (Aroclor 1262)	<17	<17	<17	<17	<17	<17
PCB 1268 (Aroclor 1268)	<17	<17	<17	<17	<17	<17

Bold values highlight concentrations above reporting limits.

Table B-2. Summary of Analytical Results for Soil Samples from SVE Borings
Roswell Compressor Station No. 9
Page 5 of 5

Analyte	Sample Identification (Sample Date)					
	SVE-1 @ 5' (09/20/96)	SVE-1 @ 60' (09/21/96)	SVE-2 @ 30' (09/17/96)	SVE-2 @ 60' (09/17/96)	SVE-3 @ 35' (09/16/96)	SVE-3 @ 55' (09/16/96)
Metals (mg/Kg) by EPA Methods 6010 and 7470 (for Mercury)						
Arsenic (As)	<5	**6**	**5**	**6**	<5	**6**
Barium (Ba)	**284**	**197**	**250**	**203**	**185**	**216**
Cadmium (Cd)	<0.5	**0.6**	<0.5	**0.6**	<0.5	<0.5
Chromium (Cr)	**4**	**28**	**9**	**19**	**7**	**12**
Copper (Cu)	**4**	**17**	**10**	**16**	**7**	**12**
Lead (Pb)	<5	**11**	**7**	**11**	**5**	**10**
Mercury (Hg)	<0.10	**0.13**	<0.10	<0.10	<0.10	<0.10
Selenium (Se)	<10	<10	<10	<10	<10	<10
Silver (Ag)	<1	<1	<1	<1	<1	<1
Zinc (Zn)	**16**	**58**	**34**	**51**	**25**	**46**

Bold values highlight concentrations above reporting limits

Table B-3. Summary of Analytical Results for Soil Samples from SG86 Area
Roswell Compressor Station No. 9
Page 1 of 5

Analyte	Sample Identification (Sample Date)						
	SG86-1 @ 15' (09/24/96)	SG86-1 @ 30' (09/24/96)	SG86-2 @ 5' (09/24/96)	SG86-2 @ 30' (09/24/96	SG86-3 @ 25' (09/22/96)	SG86-3 @ 31' (09/22/96	SG86-4 @ 30' (09/24/96)
Volatile Organic Compounds (µg/Kg) by EPA Method 8240							
Acetone	**620**	<100	<100	**230**	**1100**	**1000**	<100
Benzene	**12**	<1	<1	<1	<1	<1	<1
Bromodichloromethane	<5	<5	<5	<5	<5	<5	<5
Bromoform (tribromomethane)	<5	<5	<5	<5	<5	<5	<5
Bromomethane	<10	<10	<10	<10	<10	<10	<10
Methyl ethyl ketone (2-butanone)	<100	<100	<100	<100	<100	<100	<100
Carbon disulfide	<5	<5	<5	<5	<5	<5	<5
Carbon tetrachloride	<5	<5	<5	<5	<5	<5	<5
Chlorobenzene	<5	<5	<5	<5	<5	<5	<5
Chloroethane	<10	<10	<10	<10	<10	<10	<10
2-Chloroethylvinyl ether	<10	<10	<10	<10	<10	<10	<10
Chloroform (trichloromethane)	<5	<5	<5	<5	<5	<5	<5
Chloromethane (methyl chloride)	<10	<10	<10	<10	<10	<10	<10
Dibromochloromethane (chlorodibromomethane)	<5	<5	<5	<5	<5	<5	<5
1,1-Dichloroethane (1,1-DCA)	**8**	<5	<5	<5	<5	<5	<5
1,2-Dichloroethane (ethylene chloride)	<5	<5	<5	<5	<5	<5	<5
1,1-Dichloroethene (1,1-DCE)	<5	<5	<5	<5	<5	<5	<5
cis-1,2-Dichloroethene	<5	<5	<5	<5	<5	<5	<5
trans-1,2-Dichloroethene	<5	<5	<5	<5	<5	<5	<5
1,2-Dichloropropane (propylene chloride)	<5	<5	<5	<5	<5	<5	<5
cis-1,3-Dichloropropene	<5	<5	<5	<5	<5	<5	<5
trans-1,3-Dichloropropene	<5	<5	<5	<5	<5	<5	<5
Ethylbenzene	**18**	<5	<5	<5	<5	<5	<5
2-Hexanone	<50	<50	<50	<50	<50	<50	<50
Methylene chloride (dichloromethane)	<5	<5	<5	<5	**6**	**5**	<5
4-Methyl-2-pentanone (MIBK)	<50	<50	<50	<50	<50	<50	<50

B = Analyte detected in method blank
Bold values highlight concentrations above reporting limits.

Table B-3. Summary of Analytical Results for Soil Samples from SG86 Area
Roswell Compressor Station No. 9
Page 2 of 5

Analyte	Sample Identification (Sample Date)						
	SG86-1 @ 15' (09/24/96)	SG86-1 @ 30' (09/24/96)	SG86-2 @ 5' (09/24/96)	SG86-2 @ 30' (09/24/96	SG86-3 @ 25' (09/22/96)	SG86-3 @ 31' (09/22/96	SG86-4 @ 30' (09/24/96)
Styrene	<5	<5	<5	<5	<5	<5	<5
1,1,2,2-Tetrachloroethane (1,1,2,2-PCA)	<5	<5	<5	<5	<5	<5	<5
Tetrachloroethene (PCE)	**750**	<5	<5	<5	<5	<5	<5
Toluene	**140**	<5	<5	<5	<5	<5	<5
1,1,1-Trichloroethane (1,1,1-TCA)	**89**	<5	<5	<5	<5	<5	<5
1,1,2-Trichloroethane	<5	<5	<5	<5	<5	<5	<5
Trichloroethene (TCE)	<5	<5	<5	<5	<5	<5	<5
Vinyl acetate	<50	<50	<50	<50	<50	<50	<50
Vinyl chloride	<10	<10	<10	<10	<10	<10	<10
Xylene(s)	**190**	<5	<5	<5	<5	<5	<5
Semivolatile Organic Compounds (µg/Kg) by EPA Method 8270							
Acenaphthene	<3300	<330	<330	<330	<330	<330	<330
Acenaphthylene	<3300	<330	<330	<330	<330	<330	<330
Anthracene	<3300	<330	<330	<330	<330	<330	<330
Benzidine	<16500	<1650	<1650	<1650	<1650	<1650	<1650
Benzoic acid	<16500	<1650	<1650	<1650	<1650	<1650	<1650
Benzo(a)anthracene	<3300	<330	<330	<330	<330	<330	<330
Benzo(b)fluoranthene	<3300	<330	<330	<330	<330	<330	<330
Benzo(k)fluoranthene	<3300	<330	<330	<330	<330	<330	<330
Benzo(g,h,i)perylene	<3300	<330	<330	<330	<330	<330	<330
Benzo(a)pyrene	<3300	<330	<330	<330	<330	<330	<330
Benzyl alcohol (phenyl methanol)	<3300	<330	<330	<330	<330	<330	<330
Bis(2-chloroethoxy)methane	<3300	<330	<330	<330	<330	<330	<330
Bis(2-chloroethyl)ether	<3300	<330	<330	<330	<330	<330	<330
Bis(2-chloroisopropyl)ether	<3300	<330	<330	<330	<330	<330	<330
Bis(2-ethylhexyl)phthalate	<3300	<330	<330	<330	<330	<330	<330
4-Bromophenyl phenyl ether	<3300	<330	<330	<330	<330	<330	<330

B = Analyte detected in method blank
Bold values highlight concentrations above reporting limits.

Table B-3. Summary of Analytical Results for Soil Samples from SG86 Area
Roswell Compressor Station No. 9
Page 3 of 5

Analyte	Sample Identification (Sample Date)						
	SG86-1 @ 15' (09/24/96)	SG86-1 @ 30' (09/24/96)	SG86-2 @ 5' (09/24/96)	SG86-2 @ 30' (09/24/96	SG86-3 @ 25' (09/22/96)	SG86-3 @ 31' (09/22/96	SG86-4 @ 30' (09/24/96)
Butyl benzyl phthalate	<3300	<330	<330	<330	<330	<330	<330
4-Chloroaniline	<3300	<330	<330	<330	<330	<330	<330
2-Chloronaphthalene	<3300	<330	<330	<330	<330	<330	<330
4-Chloro-3-methylphenol	<3300	<330	<330	<330	<330	<330	<330
2-Chlorophenol	<3300	<330	<330	<330	<330	<330	<330
4-Chlorophenyl phenyl ether	<3300	<330	<330	<330	<330	<330	<330
Chrysene	<3300	<330	<330	<330	<330	<330	<330
Dibenz(a,h)anthracene	<3300	<330	<330	<330	<330	<330	<330
Dibenzofuran	<3300	<330	<330	<330	<330	<330	<330
1,2-Dichlorobenzene	<3300	<330	<330	<330	<330	<330	<330
1,3-Dichlorobenzene	<3300	<330	<330	<330	<330	<330	<330
1,4-Dichlorobenzene	<3300	<330	<330	<330	<330	<330	<330
3,3-Dichlorobenzidine	<3300	<330	<330	<330	<330	<330	<330
2,4-Dichlorophenol	<3300	<330	<330	<330	<330	<330	<330
Diethyl phthalate	<3300	<330	<330	<330	<330	<330	<330
2,4-Dimethylphenol	<3300	<330	<330	<330	<330	<330	<330
Dimethyl phthalate	<3300	<330	<330	<330	<330	<330	<330
2-Methyl-4,6-dinitrophenol	<16500	<1650	<1650	<1650	<1650	<1650	<1650
2,4-Dinitrophenol	<16500	<1650	<1650	<1650	<1650	<1650	<1650
2,4-Dinitrotoluene	<3300	<330	<330	<330	<330	<330	<330
2,6-Dinitrotoluene	<3300	<330	<330	<330	<330	<330	<330
Di-n-butyl phthalate	<3300 B	**410 B**	**820 B**	**710 B**	**1000**	**330**	**1300 B**
Di-n-octyl phthalate	<3300	<330	<330	<330	<330	<330	<330
Fluoranthene	<3300	<330	<330	<330	<330	<330	<330
Fluorene	<3300	<330	<330	<330	<330	<330	<330
Hexachlorobenzene	<3300	<330	<330	<330	<330	<330	<330
Hexachlorobutadiene	<3300	<330	<330	<330	<330	<330	<330

B = Analyte detected in method blank
Bold values highlight concentrations above reporting limits.

Table B-3. Summary of Analytical Results for Soil Samples from SG86 Area
Roswell Compressor Station No. 9
Page 4 of 5

Analyte	Sample Identification (Sample Date)						
	SG86-1 @ 15' (09/24/96)	SG86-1 @ 30' (09/24/96)	SG86-2 @ 5' (09/24/96)	SG86-2 @ 30' (09/24/96	SG86-3 @ 25' (09/22/96)	SG86-3 @ 31' (09/22/96	SG86-4 @ 30' (09/24/96)
Hexachlorocyclopentadiene	<3300	<330	<330	<330	<330	<330	<330
Hexachloroethane (perchloroethane)	<3300	<330	<330	<330	<330	<330	<330
Indeno(1,2,3-cd)pyrene	<3300	<330	<330	<330	<330	<330	<330
Isophorone	<3300	<330	<330	<330	<330	<330	<330
2-Methylnaphthalene	<3300	<330	<330	<330	<330	<330	<330
3&4-Methylphenol (m&p-cresol)	<3300	<330	<330	<330	<330	<330	<330
2-Methylphenol (o-cresol)	<3300	<330	<330	<330	<330	<330	<330
Naphthalene	<3300	<330	<330	<330	<330	<330	<330
2-Nitroaniline (o-nitroaniline)	<16500	<1650	<1650	<1650	<1650	<1650	<1650
3-Nitroaniline (m-nitroaniline)	<16500	<1650	<1650	<1650	<1650	<1650	<1650
4-Nitroaniline (p-nitroaniline)	<16500	<1650	<1650	<1650	<1650	<1650	<1650
Nitrobenzene	<33000	<330	<330	<330	<330	<330	<330
2-Nitrophenol	<3300	<330	<330	<330	<330	<330	<330
4-Nitrophenol	<16500	<1650	<1650	<1650	<1650	<1650	<1650
n-Nitrosodiphenylamine	<3300	<330	<330	<330	<330	<330	<330
n-Nitrosodi-n-propylamine	<3300	<330	<330	<330	<330	<330	<330
Pentachlorophenol	<16500	<1650	<1650	<1650	<1650	<1650	<1650
Phenanthrene	<3300	<330	<330	<330	<330	<330	<330
Phenol (carbolic acid)	<3300	<330	<330	<330	<330	<330	<330
Pyrene	<3300	<330	<330	<330	<330	<330	<330
1,2,4-Trichlorobenzene	<3300	<330	<330	<330	<330	<330	<330
2,4,5-Trichlorophenol	<3300	<330	<330	<330	<330	<330	<330
2,4,6-Trichlorophenol	<3300	<330	<330	<330	<330	<330	<330
PCBs (µg/Kg) by EPA Method 8080							
PCB 1016 (Aroclor 1016)	<17	<17	<17	<17	<17	<17	<17
PCB 1221 (Aroclor 1221)	<17	<17	<17	<17	<17	<17	<17
PCB 1232 (Aroclor 1232)	<17	<17	<17	<17	<17	<17	<17

B = Analyte detected in method blank
Bold values highlight concentrations above reporting limits.

Table B-3. Summary of Analytical Results for Soil Samples from SG86 Area
Roswell Compressor Station No. 9
Page 5 of 5

Analyte	Sample Identification (Sample Date)						
	SG86-1 @ 15' (09/24/96)	SG86-1 @ 30' (09/24/96)	SG86-2 @ 5' (09/24/96)	SG86-2 @ 30' (09/24/96	SG86-3 @ 25' (09/22/96)	SG86-3 @ 31' (09/22/96	SG86-4 @ 30' (09/24/96)
PCB 1242 (Aroclor 1242)	<17	<17	<17	<17	<17	<17	<17
PCB 1248 (Aroclor 1248)	<17	<17	<17	<17	<17	<17	<17
PCB 1254 (Aroclor 1254)	<17	<17	<17	<17	<17	<17	<17
PCB 1260 (Aroclor 1260)	<17	<17	<17	<17	<17	<17	<17
PCB 1262 (Aroclor 1262)	<17	<17	<17	<17	<17	<17	<17
PCB 1268 (Aroclor 1268)	<17	<17	<17	<17	<17	<17	<17
Metals (mg/Kg) by EPA Methods 6010 and 7470 (for Mercury)							
Arsenic (As)	**13**	**6**	**6**	**6**	**6**	**6**	**5**
Barium (Ba)	**113**	**550**	**387**	**871**	**311**	**680**	**501**
Cadmium (Cd)	<0.5	<0.5	<0.5	<0.5	<0.5	<0.5	<0.5
Chromium (Cr)	**8**	**8**	**3**	**17**	**4**	**5**	**11**
Copper (Cu)	NA	NA	NA	NA	**5**	**6**	NA
Lead (Pb)	**10**	<5	<5	<5	<5	<5	<5
Mercury (Hg)	<0.10	<0.10	<0.10	<0.10	<0.10	<0.10	<0.10
Selenium (Se)	<10	<10	<10	<10	<10	<10	<10
Silver (Ag)	<1	<1	<1	<1	<1	<1	<1
Zinc (Zn)	NA	NA	NA	NA	**18**	**17**	NA

B = Analyte detected in method blank
Bold values highlight concentrations above reporting limits

NA = Not analyzed

Table B-4. Summary of Analytical Results for Soil Samples from Pit 3 Area
Roswell Compressor Station No. 9
Page 1 of 5

Analyte	Sample Identification (Sample Date)						
	Pit 3-1 @ 30' (09/22/96)	Pit 3-2 @ 5' (09/18/96)	Pit 3-2 @ 30' (09/18/96)	Pit 3-3 @ 30' (09/19/96)	Pit 3-4 @ 5' (09/22/96)	Pit 3-4 @ 30' (09/22/96)	Pit 3-5 @ 30' (09/18/96)
Volatile Organic Compounds (µg/Kg) by EPA Method 8240							
Acetone	<100	<100	<100	<100	<100	<100	<100
Benzene	**4**	<1	<1	<1	<1	<1	<1
Bromodichloromethane	<5	<5	<5	<5	<5	<5	<5
Bromoform (tribromomethane)	<5	<5	<5	<5	<5	<5	<5
Bromomethane	<10	<10	<10	<10	<10	<10	<10
Methyl ethyl ketone (2-butanone)	<100	<100	<100	<100	<100	<100	<100
Carbon disulfide	<5	<5	<5	<5	<5	<5	<5
Carbon tetrachloride	<5	<5	<5	<5	<5	<5	<5
Chlorobenzene	<5	<5	<5	<5	<5	<5	<5
Chloroethane	<10	<10	<10	<10	<10	<10	<10
2-Chloroethylvinyl ether	<10	<10	<10	<10	<10	<10	<10
Chloroform (trichloromethane)	<5	<5	<5	<5	<5	<5	<5
Chloromethane (methyl chloride)	<10	<10	<10	<10	<10	<10	<10
Dibromochloromethane (chlorodibromomethane)	<5	<5	<5	<5	<5	<5	<5
1,1-Dichloroethane (1,1-DCA)	<5	<5	<5	<5	<5	<5	<5
1,2-Dichloroethane (ethylene chloride)	<5	<5	<5	<5	<5	<5	<5
1,1-Dichloroethene (1,1-DCE)	<5	<5	<5	<5	<5	<5	<5
cis-1,2-Dichloroethene	<5	<5	<5	<5	<5	<5	<5
trans-1,2-Dichloroethene	<5	<5	<5	<5	<5	<5	<5
1,2-Dichloropropane (propylene chloride)	<5	<5	<5	<5	<5	<5	<5
cis-1,3-Dichloropropene	<5	<5	<5	<5	<5	<5	<5
trans-1,3-Dichloropropene	<5	<5	<5	<5	<5	<5	<5
Ethylbenzene	<5	<5	<5	<5	<5	<5	<5
2-Hexanone	<50	<50	<50	<50	<50	<50	<50
Methylene chloride (dichloromethane)	**5**	<5	<5	**8**	**6**	**8**	**7**
4-Methyl-2-pentanone (MIBK)	<50	<50	<50	<50	<50	<50	<50
Styrene	<5	<5	<5	<5	<5	<5	<5

Bold values highlight concentrations above reporting limits.

Table B-4. Summary of Analytical Results for Soil Samples from Pit 3 Area
Roswell Compressor Station No. 9
Page 2 of 5

Analyte	Sample Identification (Sample Date)						
	Pit 3-1 @ 30' (09/22/96)	Pit 3-2 @ 5' (09/18/96)	Pit 3-2 @ 30' (09/18/96)	Pit 3-3 @ 30' (09/19/96)	Pit 3-4 @ 5' (09/22/96)	Pit 3-4 @ 30' (09/22/96)	Pit 3-5 @ 30' (09/18/96)
1,1,2,2-Tetrachloroethane (1,1,2,2-PCA)	<5	<5	<5	<5	<5	<5	<5
Tetrachloroethene (PCE)	<5	<5	<5	<5	<5	<5	<5
Toluene	<5	<5	<5	<5	<5	<5	<5
1,1,1-Trichloroethane (1,1,1-TCA)	<5	<5	<5	<5	<5	<5	<5
1,1,2-Trichloroethane	<5	<5	<5	<5	<5	<5	<5
Trichloroethene (TCE)	<5	<5	<5	<5	<5	<5	<5
Vinyl acetate	<50	<50	<50	<50	<50	<50	<50
Vinyl chloride	<10	<10	<10	<10	<10	<10	<10
Xylene(s)	**12**	<5	<5	<5	<5	<5	<5
Semivolatile Organic Compounds (µg/Kg) by EPA Method 8270							
Acenaphthene	<330	<330	<330	<330	<330	<330	<330
Acenaphthylene	<330	<330	<330	<330	<330	<330	<330
Anthracene	<330	<330	<330	<330	<330	<330	<330
Benzidine	<1650	<1650	<1650	<1650	<1650	<1650	<1650
Benzoic acid	<1650	<1650	<1650	<1650	<1650	<1650	<1650
Benzo(a)anthracene	<330	<330	<330	<330	<330	<330	<330
Benzo(b)fluoranthene	<330	<330	<330	<330	<330	<330	<330
Benzo(k)fluoranthene	<330	<330	<330	<330	<330	<330	<330
Benzo(g,h,i)perylene	<330	<330	<330	<330	<330	<330	<330
Benzo(a)pyrene	<330	<330	<330	<330	<330	<330	<330
Benzyl alcohol (phenyl methanol)	<330	<330	<330	<330	<330	<330	<330
Bis(2-chloroethoxy)methane	<330	<330	<330	<330	<330	<330	<330
Bis(2-chloroethyl)ether	<330	<330	<330	<330	<330	<330	<330
Bis(2-chloroisopropyl)ether	<330	<330	<330	<330	<330	<330	<330
Bis(2-ethylhexyl)phthalate	<330	<330	<330	<330	<330	<330	<330
4-Bromophenyl phenyl ether	<330	<330	<330	<330	<330	<330	<330
Butyl benzyl phthalate	<330	<330	<330	<330	<330	<330	<330
4-Chloroaniline	<330	<330	<330	<330	<330	<330	<330

Bold values highlight concentrations above reporting limits.

Table B-4. Summary of Analytical Results for Soil Samples from Pit 3 Area
Roswell Compressor Station No. 9
Page 3 of 5

Analyte	Sample Identification (Sample Date)						
	Pit 3-1 @ 30' (09/22/96)	Pit 3-2 @ 5' (09/18/96)	Pit 3-2 @ 30' (09/18/96)	Pit 3-3 @ 30' (09/19/96)	Pit 3-4 @ 5' (09/22/96)	Pit 3-4 @ 30' (09/22/96)	Pit 3-5 @ 30' (09/18/96)
2-Chloronaphthalene	<330	<330	<330	<330	<330	<330	<330
4-Chloro-3-methylphenol	<330	<330	<330	<330	<330	<330	<330
2-Chlorophenol	<330	<330	<330	<330	<330	<330	<330
4-Chlorophenyl phenyl ether	<330	<330	<330	<330	<330	<330	<330
Chrysene	<330	<330	<330	<330	<330	<330	<330
Dibenz(a,h)anthracene	<330	<330	<330	<330	<330	<330	<330
Dibenzofuran	<330	<330	<330	<330	<330	<330	<330
1,2-Dichlorobenzene	<330	<330	<330	<330	<330	<330	<330
1,3-Dichlorobenzene	<330	<330	<330	<330	<330	<330	<330
1,4-Dichlorobenzene	<330	<330	<330	<330	<330	<330	<330
3,3-Dichlorobenzidine	<330	<330	<330	<330	<330	<330	<330
2,4-Dichlorophenol	<330	<330	<330	<330	<330	<330	<330
Diethyl phthalate	<330	<330	<330	<330	<330	<330	<330
2,4-Dimethylphenol	<330	<330	<330	<330	<330	<330	<330
Dimethyl phthalate	<330	<330	<330	<330	<330	<330	<330
2-Methyl-4,6-dinitrophenol	<1650	<1650	<1650	<1650	<1650	<1650	<1650
2,4-Dinitrophenol	<1650	<1650	<1650	<1650	<1650	<1650	<1650
2,4-Dinitrotoluene	<330	<330	<330	<330	<330	<330	<330
2,6-Dinitrotoluene	<330	<330	<330	<330	<330	<330	<330
Di-n-butyl phthalate	<330	<330	<330	<330	<330	<330	<330
Di-n-octyl phthalate	<330	<330	<330	<330	<330	<330	<330
Fluoranthene	<330	<330	<330	<330	<330	<330	<330
Fluorene	<330	<330	<330	<330	<330	<330	<330
Hexachlorobenzene	<330	<330	<330	<330	<330	<330	<330
Hexachlorobutadiene	<330	<330	<330	<330	<330	<330	<330
Hexachlorocyclopentadiene	<330	<330	<330	<330	<330	<330	<330
Hexachloroethane (perchloroethane)	<330	<330	<330	<330	<330	<330	<330
Indeno(1,2,3-cd)pyrene	<330	<330	<330	<330	<330	<330	<330

Bold values highlight concentrations above reporting limits.

Table B-4. Summary of Analytical Results for Soil Samples from Pit 3 Area
Roswell Compressor Station No. 9
Page 4 of 5

Analyte	Sample Identification (Sample Date)						
	Pit 3-1 @ 30' (09/22/96)	Pit 3-2 @ 5' (09/18/96)	Pit 3-2 @ 30' (09/18/96)	Pit 3-3 @ 30' (09/19/96)	Pit 3-4 @ 5' (09/22/96)	Pit 3-4 @ 30' (09/22/96)	Pit 3-5 @ 30' (09/18/96)
Isophorone	<330	<330	<330	<330	<330	<330	<330
2-Methylnaphthalene	<330	<330	<330	<330	<330	<330	<330
3&4-Methylphenol (m&p-cresol)	<330	<330	<330	<330	<330	<330	<330
2-Methylphenol (o-cresol)	<330	<330	<330	<330	<330	<330	<330
Naphthalene	<330	<330	<330	<330	<330	<330	<330
2-Nitroaniline (o-nitroaniline)	<1650	<1650	<1650	<1650	<1650	<1650	<1650
3-Nitroaniline (m-nitroaniline)	<1650	<1650	<1650	<1650	<1650	<1650	<1650
4-Nitroaniline (p-nitroaniline)	<1650	<1650	<1650	<1650	<1650	<1650	<1650
Nitrobenzene	<330	<330	<330	<330	<330	<330	<330
2-Nitrophenol	<330	<330	<330	<330	<330	<330	<330
4-Nitrophenol	<1650	<1650	<1650	<1650	<1650	<1650	<1650
n-Nitrosodiphenylamine	<330	<330	<330	<330	<330	<330	<330
n-Nitrosodi-n-propylamine	<330	<330	<330	<330	<330	<330	<330
Pentachlorophenol	<1650	<1650	<1650	<1650	<1650	<1650	<1650
Phenanthrene	<330	<330	<330	<330	<330	<330	<330
Phenol (carbolic acid)	<330	<330	<330	<330	<330	<330	<330
Pyrene	<330	<330	<330	<330	<330	<330	<330
1,2,4-Trichlorobenzene	<330	<330	<330	<330	<330	<330	<330
2,4,5-Trichlorophenol	<330	<330	<330	<330	<330	<330	<330
2,4,6-Trichlorophenol	<330	<330	<330	<330	<330	<330	<330
PCBs (µg/Kg) by EPA Method 8080							
PCB 1016 (Aroclor 1016)	<17	<17	<17	<17	<17	<17	<17
PCB 1221 (Aroclor 1221)	<17	<17	<17	<17	<17	<17	<17
PCB 1232 (Aroclor 1232)	<17	<17	<17	<17	<17	<17	<17
PCB 1242 (Aroclor 1242)	<17	<17	<17	<17	<17	<17	<17
PCB 1248 (Aroclor 1248)	<17	<17	<17	<17	<17	<17	<17
PCB 1254 (Aroclor 1254)	<17	**30**	**41**	<17	<17	<17	**26**
PCB 1260 (Aroclor 1260)	<17	<17	<17	<17	<17	<17	<17

Bold values highlight concentrations above reporting limits.

Table B-4. Summary of Analytical Results for Soil Samples from Pit 3 Area
Roswell Compressor Station No. 9
Page 5 of 5

Analyte	Sample Identification (Sample Date)						
	Pit 3-1 @ 30' (09/22/96)	Pit 3-2 @ 5' (09/18/96)	Pit 3-2 @ 30' (09/18/96)	Pit 3-3 @ 30' (09/19/96)	Pit 3-4 @ 5' (09/22/96)	Pit 3-4 @ 30' (09/22/96)	Pit 3-5 @ 30' (09/18/96)
PCB 1262 (Aroclor 1262)	<17	<17	<17	<17	<17	<17	<17
PCB 1268 (Aroclor 1268)	<17	<17	<17	<17	<17	<17	<17
Metals (mg/Kg) by EPA Methods 6010 and 7470 (for Mercury)							
Arsenic (As)	<5	<5	<5	**6**	**5**	<5	**6**
Barium (Ba)	**116**	**209**	**17**	**60**	**589**	**50**	**279**
Cadmium (Cd)	**0.5**	<0.5	<0.5	**0.5**	<0.5	<0.5	<0.5
Chromium (Cr)	**15**	**2**	**2**	**17**	**3**	**10**	**10**
Copper (Cu)	**11**	**12**	**3**	**12**	**3**	**10**	**6**
Lead (Pb)	**11**	<5	<5	**11**	<5	**10**	**7**
Mercury (Hg)	<0.10	<0.10	<0.10	<0.10	<0.10	<0.10	<0.10
Selenium (Se)	<10	<10	<10	<10	<10	<10	<10
Silver (Ag)	<1	<1	<1	<1	<1	<1	<1
Zinc (Zn)	**41**	**6**	**8**	**47**	**12**	**34**	**17**

Bold values highlight concentrations above reporting limits

Table B-5. Summary of Analytical Results for Soil Samples from Monitor Well Borings
Roswell Compressor Station No. 9

Analyte	Sample Identification (Sample Date)											
	MW-10 @ 60' (09/10/96)	MW-10 @ 65' (09/10/96)	MW-11 @ 60' (09/16/96)	MW-12 @ 50' (09/11/96)	MW-13 @ 15' (09/13/96)	MW-13 @ 60' (09/13/96)	MW-14 @ 60' (09/10/96)	MW-15 @ 50' (09/19/96)	MW-16 @ 60' (09/18/96)	MW-17 @ 40' (09/21/96)	MW-18 @ 60' (09/25/96)	MW-19 @ 60' (09/26/96)
Volatile Organic Compounds (µg/Kg) by EPA Method 8240												
Acetone	NA	<100	<100	<100	**330**	<100	<100	<100	<125,000	<100	<100	<100
Benzene	NA	<1	<1	**8**	**22**	**13**	<1	<1	**3,000**	<1	<1	<1
Bromodichloromethane	NA	<5	<5	<5	<5	<5	<5	<5	<6,000	<5	<5	<5
Bromoform (tribromomethane)	NA	<5	<5	<5	<5	<5	<5	<5	<6,000	<5	<5	<5
Bromomethane	NA	<10	<10	<10	<10	<10	<10	<10	<12,000	<10	<10	<10
Methyl ethyl ketone (2-butanone)	NA	<100	<100	<100	<100	<100	<100	<100	<125,000	<100	<100	<100
Carbon disulfide	NA	<5	<5	<5	<5	<5	<5	<5	<6,000	<5	<5	<5
Carbon tetrachloride	NA	<5	<5	<5	<5	<5	<5	<5	<6,000	<5	<5	<5
Chlorobenzene	NA	<5	<5	<5	<5	<5	<5	<5	<6,000	<5	<5	<5
Chloroethane	NA	<10	<10	<10	<10	<10	<10	<10	<12,000	<10	<10	<10
2-Chloroethylvinyl ether	NA	<10	<10	<10	<10	<10	<10	<10	<12,000	<10	<10	<10
Chloroform (trichloromethane)	NA	<5	<5	<5	<5	<5	<5	<5	<6,000	<5	<5	<5
Chloromethane (methyl chloride)	NA	<10	<10	<10	<10	<10	<10	<10	<12,000	<10	<10	<10
Dibromochloromethane (chlorodibromomethane)	NA	<5	<5	<5	<5	<5	<5	<5	<6,000	<5	<5	<5
1,1-Dichloroethane (1,1-DCA)	NA	<5	<5	<5	**16**	<5	<5	<5	<6,000	<5	<5	<5

Bold values highlight concentrations above reporting limits. NA = Not analyzed B = Analyte detected in the method blank

Table B-5. Summary of Analytical Results for Soil Samples from Monitor Well Borings
Roswell Compressor Station No. 9

Analyte	Sample Identification (Sample Date)											
	MW-10 @ 60' (09/10/96)	MW-10 @ 65' (09/10/96)	MW-11 @ 60' (09/16/96)	MW-12 @ 50' (09/11/96)	MW-13 @ 15' (09/13/96)	MW-13 @ 60' (09/13/96)	MW-14 @ 60' (09/10/96)	MW-15 @ 50' (09/19/96)	MW-16 @ 60' (09/18/96)	MW-17 @ 40' (09/21/96)	MW-18 @ 60' (09/25/96)	MW-19 @ 60' (09/26/96)
1,2-Dichloroethane (ethylene chloride)	NA	<5	<5	<5	<5	<5	<5	<5	<6,000	<5	<5	<5
1,1-Dichloroethene (1,1-DCE)	NA	<5	<5	<5	<5	<5	<5	<5	<6,000	<5	<5	<5
cis-1,2-Dichloroethene	NA	<5	<5	<5	<5	<5	<5	<5	<6,000	<5	<5	<5
trans-1,2-Dichloroethene	NA	<5	<5	<5	<5	<5	<5	<5	<6,000	<5	<5	<5
1,2-Dichloropropane (propylene chloride)	NA	<5	<5	<5	<5	<5	<5	<5	<6,000	<5	<5	<5
cis-1,3-Dichloropropene	NA	<5	<5	<5	<5	<5	<5	<5	<6,000	<5	<5	<5
trans-1,3-Dichloropropene	NA	<5	<5	<5	<5	<5	<5	<5	<6,000	<5	<5	<5
Ethylbenzene	NA	<5	<5	<5	**20**	<5	<5	<5	**17,000**	<5	<5	<5
2-Hexanone	NA	<50	<50	<50	<50	<50	<50	<50	<62,000	<50	<50	<50
Methylene chloride (dichloromethane)	NA	<5	<5	<5	<5	<5	<5	**8**	<6,000	**6**	<5	<5
4-Methyl-2-pentanone (MIBK)	NA	<50	<50	<50	<50	<50	<50	<50	<62,000	<50	<50	<50
Styrene	NA	<5	<5	<5	<5	<5	<5	<5	<6,000	<5	<5	<5
1,1,2,2-Tetrachloroethane (1,1,2,2-PCA)	NA	<5	<5	<5	<5	<5	<5	<5	<6,000	<5	<5	<5
Tetrachloroethene (PCE)	NA	<5	<5	<5	**130**	<5	<5	<5	<6,000	<5	<5	<5
Toluene	NA	<5	<5	<5	**180**	<5	<5	<5	**68,000**	<5	<5	<5
1,1,1-Trichloroethane (1,1,1-TCA)	NA	<5	<5	<5	**120**	<5	<5	<5	<6,000	<5	<5	<5

Bold values highlight concentrations above reporting limits. NA = Not analyzed B = Analyte detected in the method blank

Table B-5. Summary of Analytical Results for Soil Samples from Monitor Well Borings
Roswell Compressor Station No. 9

Analyte	Sample Identification (Sample Date)											
	MW-10 @ 60' (09/10/96)	MW-10 @ 65' (09/10/96)	MW-11 @ 60' (09/16/96)	MW-12 @ 50' (09/11/96)	MW-13 @ 15' (09/13/96)	MW-13 @ 60' (09/13/96)	MW-14 @ 60' (09/10/96)	MW-15 @ 50' (09/19/96)	MW-16 @ 60' (09/18/96)	MW-17 @ 40' (09/21/96)	MW-18 @ 60' (09/25/96)	MW-19 @ 60' (09/26/96)
1,1,2-Trichloroethane	NA	<5	<5	<5	<5	<5	<5	<5	<6,000	<5	<5	<5
Trichloroethene (TCE)	NA	<5	<5	<5	<5	<5	<5	<5	<6,000	<5	<5	<5
Vinyl acetate	NA	<50	<50	<50	<50	<50	<50	<50	<62,000	<50	<50	<50
Vinyl chloride	NA	<10	<10	<10	<10	<10	<10	<10	<12,000	<10	<10	<10
Xylene(s)	NA	<5	<5	<5	**200**	<5	<5	<5	**140,000**	<5	<5	<5
Semivolatile Organic Compounds (µg/Kg) by EPA Method 8270												
Acenaphthene	<330	NA	<330	<330	<3,300	<330	<330	<330	<330	<330	<330	<330
Acenaphthylene	<330	NA	<330	<330	<3,300	<330	<330	<330	<330	<330	<330	<330
Anthracene	<330	NA	<330	<330	<3,300	<330	<330	<330	<330	<330	<330	<330
Benzidine	<1,650	NA	<1,650	<1,650	<16,500	<1,650	<1,650	<1,650	<1,650	<1,650	<1650	<1650
Benzoic acid	<1,650	NA	<1,650	<1,650	<16,500	<1,650	<1,650	<1,650	<1,650	<1,650	<1650	<1650
Benzo(a)anthracene	<330	NA	<330	<330	<3,300	<330	<330	<330	<330	<330	<330	<330
Benzo(b)fluoranthene	<330	NA	<330	<330	<3,300	<330	<330	<330	<330	<330	<330	<330
Benzo(k)fluoranthene	<330	NA	<330	<330	<3,300	<330	<330	<330	<330	<330	<330	<330
Benzo(g,h,i)perylene	<330	NA	<330	<330	<3,300	<330	<330	<330	<330	<330	<330	<330
Benzo(a)pyrene	<330	NA	<330	<330	<3,300	<330	<330	<330	<330	<330	<330	<330

Bold values highlight concentrations above reporting limits. NA = Not analyzed B = Analyte detected in the method blank

Table B-5. Summary of Analytical Results for Soil Samples from Monitor Well Borings
Roswell Compressor Station No. 9

Analyte	Sample Identification (Sample Date)											
	MW-10 @ 60' (09/10/96)	MW-10 @ 65' (09/10/96)	MW-11 @ 60' (09/16/96)	MW-12 @ 50' (09/11/96)	MW-13 @ 15' (09/13/96)	MW-13 @ 60' (09/13/96)	MW-14 @ 60' (09/10/96)	MW-15 @ 50' (09/19/96)	MW-16 @ 60' (09/18/96)	MW-17 @ 40' (09/21/96)	MW-18 @ 60' (09/25/96)	MW-19 @ 60' (09/26/96)
Benzyl alcohol (phenyl methanol)	<330	NA	<330	<330	<3,300	<330	<330	<330	<330	<330	<330	<330
Bis(2-chloroethoxy)methane	<330	NA	<330	<330	<3,300	<330	<330	<330	<330	<330	<330	<330
Bis(2-chloroethyl)ether	<330	NA	<330	<330	<3,300	<330	<330	<330	<330	<330	<330	<330
Bis(2-chloroisopropyl)ether	<330	NA	<330	<330	<3,300	<330	<330	<330	<330	<330	<330	<330
Bis(2-ethylhexyl)phthalate	<330	NA	<330	<330	<3,300	<330	<330	<330	<330	<330	<330	<330
4-Bromophenyl phenyl ether	<330	NA	<330	<330	<3,300	<330	<330	<330	<330	<330	<330	<330
Butyl benzyl phthalate	<330	NA	<330	<330	<3,300	<330	<330	<330	<330	<330	<330	<330
4-Chloroaniline	<330	NA	<330	<330	<3,300	<330	<330	<330	<330	<330	<330	<330
2-Chloronaphthalene	<330	NA	<330	<330	<3,300	<330	<330	<330	<330	<330	<330	<330
4-Chloro-3-methylphenol	<330	NA	<330	<330	<3,300	<330	<330	<330	<330	<330	<330	<330
2-Chlorophenol	<330	NA	<330	<330	<3,300	<330	<330	<330	<330	<330	<330	<330
4-Chlorophenyl phenyl ether	<330	NA	<330	<330	<3,300	<330	<330	<330	<330	<330	<330	<330
Chrysene	<330	NA	<330	<330	<3,300	<330	<330	<330	<330	<330	<330	<330
Dibenz(a,h)anthracene	<330	NA	<330	<330	<3,300	<330	<330	<330	<330	<330	<330	<330
Dibenzofuran	<330	NA	<330	<330	<3,300	<330	<330	<330	<330	<330	<330	<330
1,2-Dichlorobenzene	<330	NA	<330	<330	<3,300	<330	<330	<330	<330	<330	<330	<330

Bold values highlight concentrations above reporting limits. NA = Not analyzed B = Analyte detected in the method blank

Table B-5. Summary of Analytical Results for Soil Samples from Monitor Well Borings
Roswell Compressor Station No. 9
Page 5 of 8

Analyte	Sample Identification (Sample Date)											
	MW-10 @ 60' (09/10/96)	MW-10 @ 65' (09/10/96)	MW-11 @ 60' (09/16/96)	MW-12 @ 50' (09/11/96)	MW-13 @ 15' (09/13/96)	MW-13 @ 60' (09/13/96)	MW-14 @ 60' (09/10/96)	MW-15 @ 50' (09/19/96)	MW-16 @ 60' (09/18/96)	MW-17 @ 40' (09/21/96)	MW-18 @ 60' (09/25/96)	MW-19 @ 60' (09/26/96)
1,3-Dichlorobenzene	<330	NA	<330	<330	<3,300	<330	<330	<330	<330	<330	<330	<330
1,4-Dichlorobenzene	<330	NA	<330	<330	<3,300	<330	<330	<330	<330	<330	<330	<330
3,3-Dichlorobenzidine	<330	NA	<330	<330	<3,300	<330	<330	<330	<330	<330	<330	<330
2,4-Dichlorophenol	<330	NA	<330	<330	<3,300	<330	<330	<330	<330	<330	<330	<330
Diethyl phthalate	<330	NA	<330	<330	<3,300	<330	<330	<330	<330	<330	<330	<330
2,4-Dimethylphenol	<330	NA	<330	<330	<3,300	<330	<330	<330	<330	<330	<330	<330
Dimethyl phthalate	<330	NA	<330	<330	<3,300	<330	<330	<330	<330	<330	<330	<330
2-Methyl-4,6-dinitrophenol	<1,650	NA	<1,650	<1,650	<16,500	<1,650	<1,650	<1,650	<1,650	<1,650	<1650	<1650
2,4-Dinitrophenol	<1,650	NA	<1,650	<1,650	<16,500	<1,650	<1,650	<1,650	<1,650	<1,650	<1650	<1650
2,4-Dinitrotoluene	<330	NA	<330	<330	<3,300	<330	<330	<330	<330	<330	<330	<330
2,6-Dinitrotoluene	<330	NA	<330	<330	<3,300	<330	<330	<330	<330	<330	<330	<330
Di-n-butyl phthalate	**1200**	NA	<330	**1400**	<3,300	<330	**1200**	<330	<330	**710**	**1,500 B**	**2,200 B**
Di-n-octyl phthalate	<330	NA	<330	<330	<3,300	<330	<330	<330	<330	<330	<330	<330
Fluoranthene	<330	NA	<330	<330	<3,300	<330	<330	<330	<330	<330	<330	<330
Fluorene	<330	NA	<330	<330	<3,300	<330	<330	<330	<330	<330	<330	<330
Hexachlorobenzene	<330	NA	<330	<330	<3,300	<330	<330	<330	<330	<330	<330	<330

Bold values highlight concentrations above reporting limits. NA = Not analyzed B = Analyte detected in the method blank

Table B-5. Summary of Analytical Results for Soil Samples from Monitor Well Borings
Roswell Compressor Station No. 9
Page 6 of 8

Analyte	Sample Identification (Sample Date)											
	MW-10 @ 60' (09/10/96)	MW-10 @ 65' (09/10/96)	MW-11 @ 60' (09/16/96)	MW-12 @ 50' (09/11/96)	MW-13 @ 15' (09/13/96)	MW-13 @ 60' (09/13/96)	MW-14 @ 60' (09/10/96)	MW-15 @ 50' (09/19/96)	MW-16 @ 60' (09/18/96)	MW-17 @ 40' (09/21/96)	MW-18 @ 60' (09/25/96)	MW-19 @ 60' (09/26/96)
Hexachlorobutadiene	<330	NA	<330	<330	<3,300	<330	<330	<330	<330	<330	<330	<330
Hexachlorocyclopentadiene	<330	NA	<330	<330	<3,300	<330	<330	<330	<330	<330	<330	<330
Hexachloroethane (perchloroethane)	<330	NA	<330	<330	<3,300	<330	<330	<330	<330	<330	<330	<330
Indeno(1,2,3-cd)pyrene	<330	NA	<330	<330	<3,300	<330	<330	<330	<330	<330	<330	<330
Isophorone	<330	NA	<330	<330	<3,300	<330	<330	<330	<330	<330	<330	<330
2-Methylnaphthalene	<330	NA	<330	<330	<3,300	<330	<330	<330	**1,700**	<330	<330	<330
3&4-Methylphenol (m&p-cresol)	<330	NA	<330	<330	<3,300	<330	<330	<330	<330	<330	<330	<330
2-Methylphenol (o-cresol)	<330	NA	<330	<330	<3,300	<330	<330	<330	<330	<330	<330	<330
Naphthalene	<330	NA	<330	<330	<3,300	<330	<330	<330	**920**	<330	<330	<330
2-Nitroaniline (o-nitroaniline)	<1,650	NA	<1,650	<1,650	<16,500	<1,650	<1,650	<1,650	<1,650	<1,650	<1650	<1650
3-Nitroaniline (m-nitroaniline)	<1,650	NA	<1,650	<1,650	<16,500	<1,650	<1,650	<1,650	<1,650	<1,650	<1650	<1650
4-Nitroaniline (p-nitroaniline)	<1,650	NA	<1,650	<1,650	<16,500	<1,650	<1,650	<1,650	<1,650	<1,650	<1650	<1650
Nitrobenzene	<330	NA	<330	<330	<3,300	<330	<330	<330	<330	<330	<330	<330
2-Nitrophenol	<330	NA	<330	<330	<3,300	<330	<330	<330	<330	<330	<330	<330
4-Nitrophenol	<1,650	NA	<1,650	<1,650	<16,500	<1,650	<1,650	<1,650	<1,650	<1,650	<1650	<1650
n-Nitrosodiphenylamine	<330	NA	<330	<330	<3,300	<330	<330	<330	<330	<330	<330	<330

Bold values highlight concentrations above reporting limits. NA = Not analyzed B = Analyte detected in the method blank

Table B-5. Summary of Analytical Results for Soil Samples from Monitor Well Borings
Roswell Compressor Station No. 9

Analyte	Sample Identification (Sample Date)											
	MW-10 @ 60' (09/10/96)	MW-10 @ 65' (09/10/96)	MW-11 @ 60' (09/16/96)	MW-12 @ 50' (09/11/96)	MW-13 @ 15' (09/13/96)	MW-13 @ 60' (09/13/96)	MW-14 @ 60' (09/10/96)	MW-15 @ 50' (09/19/96)	MW-16 @ 60' (09/18/96)	MW-17 @ 40' (09/21/96)	MW-18 @ 60' (09/25/96)	MW-19 @ 60' (09/26/96)
n-Nitrosodi-n-propylamine	<330	NA	<330	<330	<3,300	<330	<330	<330	<330	<330	<330	<330
Pentachlorophenol	<1,650	NA	<1,650	<1,650	<16,500	<1,650	<1,650	<1,650	<1,650	<1,650	<1650	<1650
Phenanthrene	<1,650	NA	<330	<330	<3,300	<330	<330	<330	<330	<330	<330	<330
Phenol (carbolic acid)	<330	NA	<330	<330	<3,300	<330	<330	<330	<330	<330	<330	<330
Pyrene	<330	NA	<330	<330	<3,300	<330	<330	<330	<330	<330	<330	<330
1,2,4-Trichlorobenzene	<330	NA	<330	<330	<3,300	<330	<330	<330	<330	<330	<330	<330
2,4,5-Trichlorophenol	<330	NA	<330	<330	<3,300	<330	<330	<330	<330	<330	<330	<330
2,4,6-Trichlorophenol	<330	NA	<330	<330	<3,300	<330	<330	<330	<330	<330	<330	<330
PCBs (µg/Kg) by EPA Method 8080												
PCB 1016 (Aroclor 1016)	<17	NA	<17	<17	<17	<17	<17	<17	<17	<17	<17	<17
PCB 1221 (Aroclor 1221)	<17	NA	<17	<17	<17	<17	<17	<17	<17	<17	<17	<17
PCB 1232 (Aroclor 1232)	<17	NA	<17	<17	<17	<17	<17	<17	<17	<17	<17	<17
PCB 1242 (Aroclor 1242)	<17	NA	<17	<17	<17	<17	<17	<17	<17	<17	<17	<17
PCB 1248 (Aroclor 1248)	<17	NA	<17	<17	<17	<17	<17	<17	<17	<17	<17	<17
PCB 1254 (Aroclor 1254)	<17	NA	<17	<17	<17	<17	<17	<17	**21**	<17	<17	<17
PCB 1260 (Aroclor 1260)	<17	NA	<17	<17	<17	<17	<17	<17	<17	<17	<17	<17

Bold values highlight concentrations above reporting limits. NA = Not analyzed B = Analyte detected in the method blank

Table B-5. Summary of Analytical Results for Soil Samples from Monitor Well Borings
Roswell Compressor Station No. 9
Page 8 of 8

Analyte	Sample Identification (Sample Date)											
	MW-10 @ 60' (09/10/96)	MW-10 @ 65' (09/10/96)	MW-11 @ 60' (09/16/96)	MW-12 @ 50' (09/11/96)	MW-13 @ 15' (09/13/96)	MW-13 @ 60' (09/13/96)	MW-14 @ 60' (09/10/96)	MW-15 @ 50' (09/19/96)	MW-16 @ 60' (09/18/96)	MW-17 @ 40' (09/21/96)	MW-18 @ 60' (09/25/96)	MW-19 @ 60' (09/26/96)
PCB 1262 (Aroclor 1262)	<17	NA	<17	<17	<17	<17	<17	<17	<17	<17	<17	<17
PCB 1268 (Aroclor 1268)	<17	NA	<17	<17	<17	<17	<17	<17	<17	<17	<17	<17
Metals (mg/Kg) by EPA Methods 6010 and 7470 (for Mercury)												
Arsenic (As)	<5	NA	**6**	<5	**9**	<5	<5	<5	<5	<5	**8**	<5
Barium (Ba)	**85**	NA	**59**	**111**	**230**	**159**	**120**	**96**	**87**	**168**	**91**	**29**
Cadmium (Cd)	<0.5	NA	**0.5**	<0.5	<0.5	<0.5	<0.5	<0.5	<0.5	<0.5	<0.5	<0.5
Chromium (Cr)	**5**	NA	**14**	**5**	**7**	**8**	**5**	**7**	**3**	**7**	**27**	**3**
Copper (Cu)	**4**	NA	**14**	**4**	**8**	**7**	**5**	**4**	**3**	**5**	NA	**5**
Lead (Pb)	<5	NA	**16**	<5	**14**	**6**	**5**	**5**	<5	**5**	**7**	<5
Mercury (Hg)	<0.10	NA	<0.10	<0.10	<0.10	<0.10	<0.10	<0.10	<0.10	<0.10	<0.10	<0.10
Selenium (Se)	<10	NA	<10	<10	<10	<10	<10	<10	<10	<10	<10	<10
Silver (Ag)	<1	NA	<1	<1	<1	<1	<1	<1	<1	<1	<1	**4**
Zinc (Zn)	**18**	NA	**50**	**19**	**33**	**25**	**21**	**22**	**13**	**21**	NA	**6**

Bold values highlight concentrations above reporting limits. NA = Not analyzed

Table B-6. Summary of Analytical Results for Ground-Water Samples from Monitor Wells MW-3 Through MW-10 Roswell Compressor Station No. 9
Page 1 of 5

Analyte	Monitor Well (Sample Date)						
	MW-3 (09/10/96)	MW-5 (09/10/96)	MW-6 (09/10/96)	MW-7 (09/17/96)	MW-8 (09/11/96)	MW-9 (09/11/96)	MW-10 (09/19/96)
Volatile Organic Compounds (µg/L) by EPA Method 8240							
Acetone	<100	<100	<100	<100	<100	<100	<100
Benzene	<1	<1	<1	<1	<1	<1	**2**
Bromodichloromethane	<5	<5	<5	<5	<5	<5	<5
Bromoform (tribromomethane)	<5	<5	<5	<5	<5	<5	<5
Bromomethane	<10	<10	<10	<10	<10	<10	<10
Methyl ethyl ketone (2-butanone)	<100	<100	<100	<100	<100	<100	<100
Carbon disulfide	<5	<5	<5	<5	<5	<5	<5
Carbon tetrachloride	<5	<5	<5	<5	<5	<5	<5
Chlorobenzene	<5	<5	<5	<5	<5	<5	<5
Chloroethane	<10	<10	<10	<10	<10	<10	<10
2-Chloroethylvinyl ether	<10	<10	<10	<10	<10	<10	<10
Chloroform (trichloromethane)	<5	<5	<5	<5	<5	<5	<5
Chloromethane (methyl chloride)	<10	<10	<10	<10	<10	<10	<10
Dibromochloromethane (chlorodibromomethane)	<5	<5	<5	<5	<5	<5	<5
1,1-Dichloroethane (1,1-DCA)	<5	<5	<5	<5	<5	<5	<5
1,2-Dichloroethane (ethylene chloride)	<5	<5	<5	<5	<5	<5	<5
1,1-Dichloroethene (1,1-DCE)	<5	<5	<5	<5	<5	<5	<5
cis-1,2-Dichloroethene	<5	<5	<5	<5	<5	<5	<5
trans-1,2-Dichloroethene	<5	<5	<5	<5	<5	<5	<5
1,2-Dichloropropane (propylene chloride)	<5	<5	<5	<5	<5	<5	<5
cis-1,3-Dichloropropene	<5	<5	<5	<5	<5	<5	<5
trans-1,3-Dichloropropene	<5	<5	<5	<5	<5	<5	<5
Ethylbenzene	<5	<5	<5	<5	<5	<5	<5
2-Hexanone	<50	<50	<50	<50	<50	<50	<50
Methylene chloride (dichloromethane)	<5	<5	<5	<5	<5	<5	<5
4-Methyl-2-pentanone (MIBK)	<50	<50	<50	<50	<50	<50	<50
Styrene	<5	<5	<5	<5	<5	<5	<5

Bold values highlight concentrations above reporting limits.

Table B-6. Summary of Analytical Results for Ground-Water Samples from Monitor Wells MW-3 Through MW-10 Roswell Compressor Station No. 9
Page 2 of 5

Analyte	Monitor Well (Sample Date)						
	MW-3 (09/10/96)	MW-5 (09/10/96)	MW-6 (09/10/96)	MW-7 (09/17/96)	MW-8 (09/11/96)	MW-9 (09/11/96)	MW-10 (09/19/96)
1,1,2,2-Tetrachloroethane (1,1,2,2-PCA)	<5	<5	<5	<5	<5	<5	<5
Tetrachloroethene (PCE)	<5	<5	<5	<5	<5	<5	<5
Toluene	<5	<5	<5	<5	<5	<5	<5
1,1,1-Trichloroethane (1,1,1-TCA)	<5	<5	<5	<5	<5	<5	<5
1,1,2-Trichloroethane	<5	<5	<5	<5	<5	<5	<5
Trichloroethene (TCE)	<5	<5	<5	<5	<5	<5	<5
Vinyl acetate	<50	<50	<50	<50	<50	<50	<50
Vinyl chloride	<10	<10	<10	<10	<10	<10	<10
Xylene(s)	<5	<5	<5	<5	<5	<5	<5
Semivolatile Organic Compounds (µg/L) by EPA Method 8270							
Acenaphthene	<10	<10	<10	<10	<10	<10	<10
Acenaphthylene	<10	<10	<10	<10	<10	<10	<10
Anthracene	<10	<10	<10	<10	<10	<10	<10
Benzidine	<50	<50	<50	<50	<50	<50	<50
Benzoic acid	<50	<50	<50	<50	<50	<50	<50
Benzo(a)anthracene	<10	<10	<10	<10	<10	<10	<10
Benzo(b)fluoranthene	<10	<10	<10	<10	<10	<10	<10
Benzo(k)fluoranthene	<10	<10	<10	<10	<10	<10	<10
Benzo(g,h,i)perylene	<10	<10	<10	<10	<10	<10	<10
Benzo(a)pyrene	<10	<10	<10	<10	<10	<10	<10
Benzyl alcohol (phenyl methanol)	<20	<20	<20	<20	<20	<20	<20
Bis(2-chloroethoxy)methane	<10	<10	<10	<10	<10	<10	<10
Bis(2-chloroethyl)ether	<10	<10	<10	<10	<10	<10	<10
Bis(2-chloroisopropyl)ether	<10	<10	<10	<10	<10	<10	<10
Bis(2-ethylhexyl)phthalate	<10	<10	<10	<10	<10	<10	<10
4-Bromophenyl phenyl ether	<10	<10	<10	<10	<10	<10	<10
Butyl benzyl phthalate	<10	<10	<10	<10	<10	<10	<10
4-Chloroaniline	<10	<10	<10	<10	<10	<10	<10

Bold values highlight concentrations above reporting limits.

Table B-6. Summary of Analytical Results for Ground-Water Samples from Monitor Wells MW-3 Through MW-10 Roswell Compressor Station No. 9
Page 3 of 5

Analyte	Monitor Well (Sample Date)						
	MW-3 (09/10/96)	MW-5 (09/10/96)	MW-6 (09/10/96)	MW-7 (09/17/96)	MW-8 (09/11/96)	MW-9 (09/11/96)	MW-10 (09/19/96)
2-Chloronaphthalene	<10	<10	<10	<10	<10	<10	<10
4-Chloro-3-methylphenol	<10	<10	<10	<10	<10	<10	<10
2-Chlorophenol	<10	<10	<10	<10	<10	<10	<10
4-Chlorophenyl phenyl ether	<10	<10	<10	<10	<10	<10	<10
Chrysene	<10	<10	<10	<10	<10	<10	<10
Dibenz(a,h)anthracene	<10	<10	<10	<10	<10	<10	<10
Dibenzofuran	<10	<10	<10	<10	<10	<10	<10
1,2-Dichlorobenzene	<10	<10	<10	<10	<10	<10	<10
1,3-Dichlorobenzene	<10	<10	<10	<10	<10	<10	<10
1,4-Dichlorobenzene	<10	<10	<10	<10	<10	<10	<10
3,3-Dichlorobenzidine	<20	<20	<20	<20	<20	<20	<20
2,4-Dichlorophenol	<10	<10	<10	<10	<10	<10	<10
Diethyl phthalate	<10	<10	<10	<10	<10	<10	<10
2,4-Dimethylphenol	<10	<10	<10	<10	<10	<10	<10
Dimethyl phthalate	<10	<10	<10	<10	<10	<10	<10
2-Methyl-4,6-dinitrophenol	<50	<50	<50	<50	<50	<50	<50
2,4-Dinitrophenol	<50	<50	<50	<50	<50	<50	<50
2,4-Dinitrotoluene	<10	<10	<10	<10	<10	<10	<10
2,6-Dinitrotoluene	<10	<10	<10	<10	<10	<10	<10
Di-n-butyl phthalate	<10	<10	<10	<10	<10	<10	<10
Di-n-octyl phthalate	<10	<10	<10	<10	<10	<10	<10
Fluoranthene	<10	<10	<10	<10	<10	<10	<10
Fluorene	<10	<10	<10	<10	<10	<10	<10
Hexachlorobenzene	<10	<10	<10	<10	<10	<10	<10
Hexachlorobutadiene	<10	<10	<10	<10	<10	<10	<10
Hexachlorocyclopentadiene	<10	<10	<10	<10	<10	<10	<10
Hexachloroethane (perchloroethane)	<10	<10	<10	<10	<10	<10	<10
Indeno(1,2,3-cd)pyrene	<10	<10	<10	<10	<10	<10	<10

Bold values highlight concentrations above reporting limits.

Table B-6. Summary of Analytical Results for Ground-Water Samples from Monitor Wells MW-3 Through MW-10 Roswell Compressor Station No. 9
Page 4 of 5

Analyte	Monitor Well (Sample Date)						
	MW-3 (09/10/96)	MW-5 (09/10/96)	MW-6 (09/10/96)	MW-7 (09/17/96)	MW-8 (09/11/96)	MW-9 (09/11/96)	MW-10 (09/19/96)
Isophorone	<10	<10	<10	<10	<10	<10	<10
2-Methylnaphthalene	<10	<10	<10	<10	<10	<10	<10
3&4-Methylphenol (m&p-cresol)	<10	<10	<10	<10	<10	<10	<10
2-Methylphenol (o-cresol)	<10	<10	<10	<10	<10	<10	<10
Naphthalene	<10	<10	<10	<10	<10	<10	<10
2-Nitroaniline (o-nitroaniline)	<50	<50	<50	<50	<50	<50	<50
3-Nitroaniline (m-nitroaniline)	<50	<50	<50	<50	<50	<50	<50
4-Nitroaniline (p-nitroaniline)	<50	<50	<50	<50	<50	<50	<50
Nitrobenzene	<10	<10	<10	<10	<10	<10	<10
2-Nitrophenol	<10	<10	<10	<10	<10	<10	<10
4-Nitrophenol	<50	<50	<50	<50	<50	<50	<50
n-Nitrosodiphenylamine	<10	<10	<10	<10	<10	<10	<10
n-Nitrosodi-n-propylamine	<10	<10	<10	<10	<10	<10	<10
Pentachlorobenzene	<10	<10	<10	<10	<10	<10	<10
Pentachlorophenol	<50	<50	<50	<50	<50	<50	<50
Phenanthrene	<10	<10	<10	<10	<10	<10	<10
Phenol (carbolic acid)	<10	<10	<10	<10	<10	<10	<10
Pyrene	<10	<10	<10	<10	<10	<10	<10
1,2,4-Trichlorobenzene	<10	<10	<10	<10	<10	<10	<10
2,4,5-Trichlorophenol	<10	<10	<10	<10	<10	<10	<10
2,4,6-Trichlorophenol	<10	<10	<10	<10	<10	<10	<10
PCBs (µg/L) by EPA Method 8080							
PCB 1016 (Aroclor 1016)	<0.5	<0.5	<0.5	<0.5	<0.5	<0.5	<0.5
PCB 1221 (Aroclor 1221)	<0.5	<0.5	<0.5	<0.5	<0.5	<0.5	<0.5
PCB 1232 (Aroclor 1232)	<0.5	<0.5	<0.5	<0.5	<0.5	<0.5	<0.5
PCB 1242 (Aroclor 1242)	<0.5	<0.5	<0.5	<0.5	<0.5	<0.5	<0.5
PCB 1248 (Aroclor 1248)	<0.5	<0.5	<0.5	<0.5	<0.5	<0.5	<0.5
PCB 1254 (Aroclor 1254)	<0.5	<0.5	<0.5	<0.5	<0.5	<0.5	<0.5

Bold values highlight concentrations above reporting limits.

Table B-6. Summary of Analytical Results for Ground-Water Samples from Monitor Wells MW-3 Through MW-10 Roswell Compressor Station No. 9

Analyte	Monitor Well (Sample Date)						
	MW-3 (09/10/96)	MW-5 (09/10/96)	MW-6 (09/10/96)	MW-7 (09/17/96)	MW-8 (09/11/96)	MW-9 (09/11/96)	MW-10 (09/19/96)
PCB 1260 (Aroclor 1260)	<0.5	<0.5	<0.5	<0.5	<0.5	<0.5	<0.5
PCB 1262 (Aroclor 1262)	<0.5	<0.5	<0.5	<0.5	<0.5	<0.5	<0.5
PCB 1268 (Aroclor 1268)	<0.5	<0.5	<0.5	<0.5	<0.5	<0.5	<0.5
Metals [1] (mg/L) by EPA Methods 6010 and 7470 (for Mercury)							
Arsenic (As)	<0.05	<0.05	<0.05	<0.05	<0.05	<0.05	<0.05
Barium (Ba)	**0.02**	**0.01**	**0.01**	**0.02**	**0.01**	**0.05**	<0.01
Cadmium (Cd)	<0.005	<0.005	<0.005	<0.005	<0.005	<0.005	<0.005
Chromium (Cr)	<0.01	<0.01	<0.01	<0.01	<0.01	**0.01**	<0.01
Copper (Cu)	<0.01	<0.01	<0.01	<0.01	<0.01	<0.01	<0.01
Lead (Pb)	<0.003	<0.003	**0.004**	<0.003	<0.003	**0.004**	<0.003
Mercury (Hg)	<0.0002	<0.0002	<0.0002	<0.0002	<0.0002	<0.0002	<0.0002
Selenium (Se)	<0.01	**0.02**	<0.01	<0.01	<0.01	<0.01	<0.01
Silver (Ag)	<0.01	<0.01	<0.01	<0.01	<0.01	<0.01	<0.01
Zinc (Zn)	<0.01	**0.02**	<0.01	<0.01	<0.01	**0.02**	**0.02**
Indicator Parameters (mg/L) (EPA methods shown in parentheses)							
Calcium (6010)	**635**	**631**	**488**	**648**	**630**	**673**	**634**
Chloride (325.2)	**385**	**578**	**333**	**273**	**331**	**439**	**367**
Magnesium (6010)	**144**	**158**	**154**	**198**	**222**	**210**	**153**
Manganese (6010)	NA	NA	NA	**1.40**	NA	NA	**0.06**
Nitrate + nitrite as N (353.2)	**0.96**	**2.97**	**0.98**	**0.07**	**0.06**	**0.56**	**0.75**
Potassium (6010)	**20**	**19**	**19**	**20**	**21**	**24**	**6**
Sodium (6010)	**229**	**218**	**182**	**145**	**206**	**287**	**179**
Sulfate (375.2)	**1,800**	**1,690**	**1,490**	**2,140**	**2,120**	**1,990**	**3,360**
Total alkalinity (as $CaCO_3$) (310.1)	**115**	**114**	**99**	**110**	**141**	**114**	**133**
Total dissolved solids (160.1)	**3,530**	**3,550**	**3,040**	**3,760**	**3,780**	**3,810**	**3,390**

Bold values highlight concentrations above reporting limits.

[1] Total metals concentrations determined on unfiltered samples.

Table B-7. Summary of Analytical Results for Ground-Water Samples from Monitor Wells MW-11 Through MW-19 Roswell Compressor Station No. 9
Page 1 of 5

Analyte	Monitor Well (Sample Date)						
	MW-11 (09/19/96)	MW-12 (09/17/96)	MW-13 (09/19/96)	MW-14 (09/24/96)	MW-15 (09/25/96)	MW-17 (09/24/96)	MW-19 (09/27/96)
Volatile Organic Compounds (µg/L) by EPA Method 8240							
Acetone	<100	<100	<100	<100	<100	<100	<100
Benzene	<1	**760**	**4,600**	**2 B**	**4 B**	**2 B**	**2**
Bromodichloromethane	<5	<5	<5	<5	<5	<5	<5
Bromoform (tribromomethane)	<5	<5	<5	<5	<5	<5	<5
Bromomethane	<10	<10	<10	<10	<10	<10	<10
Methyl ethyl ketone (2-butanone)	<100	<100	<100	<100	<100	<100	<100
Carbon disulfide	<5	<5	<5	<5	<5	<5	<5
Carbon tetrachloride	<5	<5	<5	<5	<5	<5	<5
Chlorobenzene	<5	<5	<5	<5	<5	<5	<5
Chloroethane	<10	<10	<10	<10	<10	<10	<10
2-Chloroethylvinyl ether	<10	<10	<10	<10	<10	<10	<10
Chloroform (trichloromethane)	<5	<5	<5	<5	<5	<5	<5
Chloromethane (methyl chloride)	<10	<10	<10	<10	<10	<10	<10
Dibromochloromethane (chlorodibromomethane)	<5	<5	<5	<5	<5	<5	<5
1,1-Dichloroethane (1,1-DCA)	<5	<5	<5	<5	<5	<5	<5
1,2-Dichloroethane (ethylene chloride)	<5	<5	<5	<5	<5	<5	<5
1,1-Dichloroethene (1,1-DCE)	<5	<5	<5	<5	<5	<5	<5
cis-1,2-Dichloroethene	<5	<5	<5	<5	<5	<5	<5
trans-1,2-Dichloroethene	<5	<5	<5	<5	<5	<5	<5
1,2-Dichloropropane (propylene chloride)	<5	<5	<5	<5	<5	<5	<5
cis-1,3-Dichloropropene	<5	<5	<5	<5	<5	<5	<5
trans-1,3-Dichloropropene	<5	<5	<5	<5	<5	<5	<5
Ethylbenzene	<5	<5	<5	<5	<5	<5	<5
2-Hexanone	<50	<50	<50	<50	<50	<50	<50
Methylene chloride (dichloromethane)	<5	<5	<5	<5	<5	<5	<5
4-Methyl-2-pentanone (MIBK)	<50	<50	<50	<50	<50	<50	<50
Styrene	<5	<5	<5	<5	<5	<5	<5
1,1,2,2-Tetrachloroethane (1,1,2,2-PCA)	<5	<5	<5	<5	<5	<5	<5

Bold values highlight concentrations above reporting limits.

B = Analyte detected in the method blank.

Table B-7. Summary of Analytical Results for Ground-Water Samples from Monitor Wells MW-11 Through MW-19 Roswell Compressor Station No. 9
Page 2 of 5

Analyte	Monitor Well (Sample Date)						
	MW-11 (09/19/96)	MW-12 (09/17/96)	MW-13 (09/19/96)	MW-14 (09/24/96)	MW-15 (09/25/96)	MW-17 (09/24/96)	MW-19 (09/27/96)
Tetrachloroethene (PCE)	<5	<5	<5	<5	<5	<5	<5
Toluene	<5	<5	**9**	<5	**6**	<5	<5
1,1,1-Trichloroethane (1,1,1-TCA)	<5	<5	<5	<5	<5	<5	<5
1,1,2-Trichloroethane	<5	<5	<5	<5	<5	<5	<5
Trichloroethene (TCE)	<5	<5	<5	<5	<5	<5	<5
Vinyl acetate	<50	<50	<50	<50	<50	<50	<50
Vinyl chloride	<10	<10	<10	<10	<10	<10	<10
Xylene(s)	<5	**52**	**170**	<5	**6**	<5	<5
Semivolatile Organic Compounds (µg/L) by EPA Method 8270							
Acenaphthene	<10	<10	<10	<10	<10	<10	<10
Acenaphthylene	<10	<10	<10	<10	<10	<10	<10
Anthracene	<10	<10	<10	<10	<10	<10	<10
Benzidine	<50	<50	<50	<50	<50	<50	<50
Benzoic acid	<50	<50	<50	<50	<50	<50	<50
Benzo(a)anthracene	<10	<10	<10	<10	<10	<10	<10
Benzo(b)fluoranthene	<10	<10	<10	<10	<10	<10	<10
Benzo(k)fluoranthene	<10	<10	<10	<10	<10	<10	<10
Benzo(g,h,i)perylene	<10	<10	<10	<10	<10	<10	<10
Benzo(a)pyrene	<10	<10	<10	<10	<10	<10	<10
Benzyl alcohol (phenyl methanol)	<20	<20	<20	<20	<20	<20	<20
Bis(2-chloroethoxy)methane	<10	<10	<10	<10	<10	<10	<10
Bis(2-chloroethyl)ether	<10	<10	<10	<10	<10	<10	<10
Bis(2-chloroisopropyl)ether	<10	<10	<10	<10	<10	<10	<10
Bis(2-ethylhexyl)phthalate	<10	<10	<10	<10	<10	<10	<10
4-Bromophenyl phenyl ether	<10	<10	<10	<10	<10	<10	<10
Butyl benzyl phthalate	<10	<10	<10	<10	<10	<10	<10
4-Chloroaniline	<10	<10	<10	<10	<10	<10	<10
2-Chloronaphthalene	<10	<10	<10	<10	<10	<10	<10
4-Chloro-3-methylphenol	<10	<10	<10	<10	<10	<10	<10

Bold values highlight concentrations above reporting limits.

B = Analyte detected in the method blank.

Table B-7. Summary of Analytical Results for Ground-Water Samples from Monitor Wells MW-11 Through MW-19 Roswell Compressor Station No. 9
Page 3 of 5

Analyte	Monitor Well (Sample Date)						
	MW-11 (09/19/96)	MW-12 (09/17/96)	MW-13 (09/19/96)	MW-14 (09/24/96)	MW-15 (09/25/96)	MW-17 (09/24/96)	MW-19 (09/27/96)
2-Chlorophenol	<10	<10	<10	<10	<10	<10	<10
4-Chlorophenyl phenyl ether	<10	<10	<10	<10	<10	<10	<10
Chrysene	<10	<10	<10	<10	<10	<10	<10
Dibenz(a,h)anthracene	<10	<10	<10	<10	<10	<10	<10
Dibenzofuran	<10	<10	<10	<10	<10	<10	<10
1,2-Dichlorobenzene	<10	<10	<10	<10	<10	<10	<10
1,3-Dichlorobenzene	<10	<10	<10	<10	<10	<10	<10
1,4-Dichlorobenzene	<10	<10	<10	<10	<10	<10	<10
3,3-Dichlorobenzidine	<20	<20	<20	<20	<20	<20	<20
2,4-Dichlorophenol	<10	<10	<10	<10	<10	<10	<10
Diethyl phthalate	<10	<10	<10	<10	<10	<10	<10
2,4-Dimethylphenol	<10	<10	<10	<10	<10	<10	<10
Dimethyl phthalate	<10	<10	<10	<10	<10	<10	<10
2-Methyl-4,6-dinitrophenol	<50	<50	<50	<50	<50	<50	<50
2,4-Dinitrophenol	<50	<50	<50	<50	<50	<50	<50
2,4-Dinitrotoluene	<10	<10	<10	<10	<10	<10	<10
2,6-Dinitrotoluene	<10	<10	<10	<10	<10	<10	<10
Di-n-butyl phthalate	<10	<10	<10	<10	<10	<10	<10
Di-n-octyl phthalate	<10	<10	<10	<10	<10	<10	<10
Fluoranthene	<10	<10	<10	<10	<10	<10	<10
Fluorene	<10	<10	<10	<10	<10	<10	<10
Hexachlorobenzene	<10	<10	<10	<10	<10	<10	<10
Hexachlorobutadiene	<10	<10	<10	<10	<10	<10	<10
Hexachlorocyclopentadiene	<10	<10	<10	<10	<10	<10	<10
Hexachloroethane (perchloroethane)	<10	<10	<10	<10	<10	<10	<10
Indeno(1,2,3-cd)pyrene	<10	<10	<10	<10	<10	<10	<10
Isophorone	<10	<10	<10	<10	<10	<10	<10
2-Methylnaphthalene	<10	<10	<10	<10	<10	<10	<10
3&4-Methylphenol (m&p-cresol)	<10	<10	<10	<10	<10	<10	<10

Bold values highlight concentrations above reporting limits.

B = Analyte detected in the method blank.

Table B-7. Summary of Analytical Results for Ground-Water Samples from Monitor Wells MW-11 Through MW-19 Roswell Compressor Station No. 9
Page 4 of 5

Analyte	Monitor Well (Sample Date)						
	MW-11 (09/19/96)	MW-12 (09/17/96)	MW-13 (09/19/96)	MW-14 (09/24/96)	MW-15 (09/25/96)	MW-17 (09/24/96)	MW-19 (09/27/96)
2-Methylphenol (o-cresol)	<10	<10	<10	<10	<10	<10	<10
Naphthalene	<10	<10	<10	<10	<10	<10	<10
2-Nitroaniline (o-nitroaniline)	<50	<50	<50	<50	<50	<50	<50
3-Nitroaniline (m-nitroaniline)	<50	<50	<50	<50	<50	<50	<50
4-Nitroaniline (p-nitroaniline)	<50	<50	<50	<50	<50	<50	<50
Nitrobenzene	<10	<10	<10	<10	<10	<10	<10
2-Nitrophenol	<10	<10	<10	<10	<10	<10	<10
4-Nitrophenol	<50	<50	<50	<50	<50	<50	<50
n-Nitrosodiphenylamine	<10	<10	<10	<10	<10	<10	<10
n-Nitrosodi-n-propylamine	<10	<10	<10	<10	<10	<10	<10
Pentachlorobenzene	<10	<10	<10	<10	<10	<10	<10
Pentachlorophenol	<50	<50	<50	<50	<50	<50	<50
Phenanthrene	<10	<10	<10	<10	<10	<10	<10
Phenol (carbolic acid)	<10	<10	<10	<10	<10	<10	<10
Pyrene	<10	<10	<10	<10	<10	<10	<10
1,2,4-Trichlorobenzene	<10	<10	<10	<10	<10	<10	<10
2,4,5-Trichlorophenol	<10	<10	<10	<10	<10	<10	<10
2,4,6-Trichlorophenol	<10	<10	<10	<10	<10	<10	<10
PCBs (µg/L) by EPA Method 8080							
PCB 1016 (Aroclor 1016)	<0.5	<0.5	<0.5	<0.5	<0.5	<0.5	<0.5
PCB 1221 (Aroclor 1221)	<0.5	<0.5	<0.5	<0.5	<0.5	<0.5	<0.5
PCB 1232 (Aroclor 1232)	<0.5	<0.5	<0.5	<0.5	<0.5	<0.5	<0.5
PCB 1242 (Aroclor 1242)	<0.5	<0.5	<0.5	<0.5	<0.5	<0.5	<0.5
PCB 1248 (Aroclor 1248)	<0.5	<0.5	<0.5	<0.5	<0.5	<0.5	<0.5
PCB 1254 (Aroclor 1254)	<0.5	<0.5	<0.5	<0.5	<0.5	<0.5	<0.5
PCB 1260 (Aroclor 1260)	<0.5	<0.5	<0.5	<0.5	<0.5	<0.5	<0.5
PCB 1262 (Aroclor 1262)	<0.5	<0.5	<0.5	<0.5	<0.5	<0.5	<0.5
PCB 1268 (Aroclor 1268)	<0.5	<0.5	<0.5	<0.5	<0.5	<0.5	<0.5

Bold values highlight concentrations above reporting limits.

B = Analyte detected in the method blank.

Table B-7. Summary of Analytical Results for Ground-Water Samples from Monitor Wells MW-11 Through MW-19 Roswell Compressor Station No. 9

Analyte	Monitor Well (Sample Date)						
	MW-11 (09/19/96)	MW-12 (09/17/96)	MW-13 (09/19/96)	MW-14 (09/24/96)	MW-15 (09/25/96)	MW-17 (09/24/96)	MW-19 (09/27/96)
Metals [1] (mg/L) by EPA Methods 6010 and 7470 (for Mercury)							
Arsenic (As)	<0.05	<0.05	<0.05	<0.05	<0.05	<0.05	<0.05
Barium (Ba)	<0.01	**0.02**	<0.01	**0.03**	**0.03**	<0.01	**0.01**
Cadmium (Cd)	<0.005	<0.005	<0.005	<0.005	<0.005	<0.005	<0.005
Chromium (Cr)	<0.01	<0.01	<0.01	<0.01	<0.01	<0.01	<0.01
Copper (Cu)	<0.01	<0.01	<0.01	<0.01	<0.01	<0.01	<0.01
Lead (Pb)	**0.004**	<0.003	<0.003	<0.003	<0.003	<0.003	**0.004**
Mercury (Hg)	<0.0002	<0.0002	<0.0002	<0.0002	<0.0002	<0.0002	<0.0002
Selenium (Se)	<0.01	<0.01	<0.01	<0.01	<0.01	<0.01	<0.01
Silver (Ag)	<0.01	<0.01	<0.01	<0.01	<0.01	<0.01	<0.01
Zinc (Zn)	**0.04**	**0.01**	**0.01**	**0.01**	**0.08**	**0.01**	**0.04**
Indicator Parameters (mg/L) (EPA methods shown in parentheses)							
Calcium (6010)	**642**	**688**	**496**	**668**	**1,130**	**626**	**981**
Chloride (325.2)	**400**	**431**	**438**	**364**	**438**	**437**	**459**
Magnesium (6010)	**144**	**127**	**123**	**154**	**180**	**170**	**226**
Manganese (6010)	**0.01**	**0.13**	**0.07**	**0.07**	**0.85**	<0.01	**0.23**
Nitrate + nitrite as N (353.2)	**0.71**	**0.36**	**0.13**	**0.31**	**0.58**	**0.71**	**0.82**
Potassium (6010)	<5	**16**	**5**	**6**	**7**	<5	**5**
Sodium (6010)	**202**	**247**	**136**	**149**	**210**	**218**	**240**
Sulfate (375.2)	**2,480**	**1,810**	**2,910**	**2,000**	**3,940**	**2,000**	**2,100**
Total alkalinity (as $CaCO_3$) (310.1)	**116**	**110**	**136**	**98**	**138**	**138**	**196**
Total dissolved solids (160.1)	**3,480**	**3,670**	**2,810**	**3,580**	**3,860**	**3,660**	**3,850**

Bold values highlight concentrations above reporting limits.

B = Analyte detected in the method blank.

[1] Total metals concentrations determined on unfiltered samples.

APPENDIX C

SVE PERFORMANCE TESTS

AcuVac Remediation Inc.

9111 Katy Freeway
Suite 303
Houston, TX 77024
(713) 468-6688: TEL
(713) 468-6689: FAX

September 30, 1996

Mr Bob Marley
Project Manager
Daniel B. Stephens & Associates, Inc.
6020 Academy NE, Ste 100
Albuquerque, NM 87109

Re: Pilot Test: Roswell Compressor Station, Roswell, NM

Dear Bob:

Enclosed is the report on Soil Vapor Extraction (SVE)/Air Injection (AI) Pilot Testing performed on September 24 - 25, 1996 at the above referenced location. The test was conducted using AcuVac's SVE I-6 System, with Roots RAI-33 and RAI-22 blowers, various instrumentation, including the HORIBA Analyzer, MMC Interface Probe, magnehelic gauges, flow gauges and other special equipment. The report is divided into three separate SVE tests (one with Air Injection) and three SVE Quick Tests.

Introduction

The Vacuum Extraction portion of the AcuVac SVE System consists of an internal combustion (IC) engine, driving a positive displacement, vacuum pump which is connected to the extraction well by a flexible hose. The vacuum created on the extraction well causes hydrocarbons in the soil to volatilize and flow through a moisture knockout tank to the vacuum pump and directed to the intake of the engine where they are burned as part of the normal combustion process. Propane is used as an auxiliary fuel to help power the engine if the well vapors do not provide the required BTU.

Emissions from the IC engine are passed through three catalytic converters to ensure maximum destruction of removed hydrocarbon vapors. The engine's air to fuel ratio can be adjusted to maintain efficient combustion. Because the engine is the only power source for all equipment, all systems stop when the engine shuts down. This eliminates any uncontrolled release of hydrocarbons. Since the System is held entirely under vacuum, any leaks in the seals or connections are leaked into the System and not emitted into the atmosphere. The engine is automatically shut down by intake vacuum loss, low oil pressure or overheating.

The air injection portion of the System consists of a positive displacement blower driven by the IC engine. The blower inlet is connected to an oversized fresh air filter. Air from the discharge side of the blower is directed through three aftercoolers and then through a metering system which can control the flow and pressure. Thereafter, the air is directed to the air injection well through a high pressure, flexible hose. An alternate, engine driven air compressor may be used if higher pressures are required. All the air from the compressor is passed through a moisture/oil dryer before it reaches the metering control system. Again, the engine is the power source for all equipment, thus providing complete protection if the engine stops.

Project Scope:

SOIL VAPOR EXTRACTION

- Install vacuum boot (or similar device) on the extraction well. Connect the blower via flexible hose to the vacuum boot.
- Open all monitoring points. Measure and record depth to PSH and depth to groundwater at monitoring points, then plug each monitoring point with vented plugs designed to accept magnehelic gauges.
- Record barometric pressure, ambient temperature, date and time.
- Start SVE blower and apply initial vacuum. Record applied vacuum and well flow, ambient and influent vapor temperature and barometric pressure. Note that all wellflow data is collected upstream of any dilution valve.
- Install magnehelic gauges on the outer monitoring points and calibrate to appropriate ranges.
- Apply vacuum at a minimum of three steps, with the highest vacuum at the selected capacity for the test conditions.
- For each step in applied vacuum, record all wellhead pressure, barometric pressure, ambient and influent vapor temperature and flowrate data, at 30 minute intervals until pressure stabilizes.
- Collect hydrocarbon sample from the extraction well near beginning of test (approximately 1 - 2 hours after blower startup).
- Record vapor concentration, using HORIBA Gas Analyzer, at selected times during each test.
- Periodically monitor and record offgas vapor emissions with HORIBA Gas Analyzer.
- Record monitoring point vacuum at 30 to 60 minute intervals for each vacuum step.
- Turn off System.

SOIL VAPOR EXTRACTION QUICK TESTS

- Install vacuum boot on extraction well. Connect blower via flexible hose to vacuum boot. Record DTPSH and DTGW.
- Start SVE blower and apply vacuum. Record well vacuum and flow, ambient air temperature and barometric pressure.
- Allow SVE to operate approximately 15 - 30 minutes.
- Record vapor concentrations using the HORIBA Analyzer.
- Record date and time.
- Turn off System.

COMBINED SOIL VAPOR EXTRACTION/AIR INJECTION

- Connect the air injection system to the SVE extraction well to provide air bubbling approximately 10 feet below the PSH/H_2O level. Connect the soil vapor extraction system to the extraction well with a vacuum boot or similar device.
- Record depth to groundwater and depth to PSH.
- Start the extraction system and stabilize the pressure. Record all operation data (pressure and flowrate). Operate at selected vacuums and flow rates.
- Introduce air injection and record initial pressure, flow and elapsed time to achieve breakthrough. Operate at two injection pressures.
- Record pressure or vacuum on the outer monitoring points, at System, and in the extraction well.
- Collect hydrocarbon sample from extraction well near start of test (approximately 1 - 2 hours after sparge blower startup).
- Periodically monitor and record vapor concentrations and offgas vapor emissions with HORIBA Analyzer.
- At the conclusion of the test, record depth to PSH and depth to groundwater.
- Turn off System.

ADDITIONAL PROCEDURES

- Record the distances from the selected extraction wells (EW) and AI to the outer wells.
- Operate the SVE/AI System in a manner that all well vapors are passed through the engine and catalytic converters, to destruct the contaminants and exhausted, to meet air emission standards. Comply with all safety regulations.
- Complete the tests by providing a report consisting of operating and analytical data and projection of vacuum radius of influence, and discussion regarding the air injection radius of influence.
- Comply, at all times, with the approved Health and Safety Plan.

Fuel Use Information - Tests #1-SVE, #3-SVE and #4-SVE/AI

The fuel requirement for the I-6 engine at 2,000 to 2,200 rpm at the h.p. requirement of under average test conditions is 2.86 gals/hr of propane. The measured (by volume) amount of propane used during the total test time of Tests #1, 3 & 4 was 25 gallons, or 1.79 gals/hr. Therefore, the influent well vapors provided fuel equivalent to 1.07 gals/hr of propane or 37.4%. This is equivalent to approximately 4.6 lb/hr of hydrocarbon contaminant based on a weight of 6.55 lbs/gal. For the three tests, this equates to 64.4 lbs or 9.83 gals. The well vapors should provide a higher percentage of fuel with an increased extraction well flow from additional extraction wells. Fuel consumption from Test #2-A, B, C was not included as these were "quick tests" and total fuel use was not recorded.

Summary of Data - 3 Tests (See Attached Schedule A)

Graphic Summary of Data - SVE & AI (See Attached Schedule B)

Well Data Information:

Test #1 & 3
TABLE #1

WELL NO.	SVE-3	SVE-2	SVE-1	MW-1B	MW-1	RW-1	MW-2
TD	61.8	30.0	30.0	65.5	68.0	42.5	65.0
SCREEN	32 - 61.8	20 - 30	20 - 30	55 - 65	28 - 68	36.8 - 41.7	55 - 65
WELL SIZE in	2.0	2.0	2.0	2.0	4.0	4.0	2.0
DTGW ft 0620	NA	NA	NA	-	-	-	-
DTGW ft 0730	NA	NA	NA	PSH 58.44 GW 61.05	-	-	-
DTGW ft 1330	NA	NA	NA	PSH 58.42 GW 61.02	-	-	-
DISTANCE FROM SVE-3 ft	-	146.5	107.5	93.0	128.0	128.5	-
DISTANCE FROM SVE-2 ft	146.5	-	86.5	147.0	222.0	223.0	-

Test #4-AI
TABLE #2

WELL NO.	Before AI MW-1	After AI MW-1	SVE-3	SVE-1	MW-2	RW-1	MW-1B
DTPSH ft 0615	36.96						
DTGW ft 0615	38.68						
DTPSH ft 1210		37.58					
DTGW ft 1210		37.26					
DISTANCE FROM MW-1 ft	-	-	128.1	222.0	120.5	7.0	126.0

NOTE: PSH in well MW-1 was checked with bailer at 1350 hours (2.3 hours after AI was discontinued) and 4.25 inches of oil/water emulsion was observed.

Discussion of Data:

Prior to starting this test, all the SVE systems are checked for normal operation. The depth to groundwater (DTGW) along with the amount of PSH levels are recorded. Each magnehelic gauge is checked and calibrated to "0". The outer monitoring wells are plugged with expandable well plugs designed to accept magnehelic gauges. Static well data, barometric pressure and ambient air temperature is recorded prior to engaging the SVE System. The propane tank fuel level is recorded so an accurate fuel consumption can be estimated for the total test period. The HORIBA Analyzer is set for the local altitude and calibrated with SPAN gas.

Test #1 was an 6.9 hour SVE test conducted from well SVE-3 as the extraction well (EW). Static well data indicated that the selected outer observation wells were recording slight vacuums ranging from 0.01 to 0.30" H_2O. The barometric pressure was steady at 30.21" Hg and the ambient air temperature was 64°F. At the start of the test, the initial EW vacuum was 30" H_2O, with a flow of 6 cfm, and only outer well MW-1B recorded an increased level of vacuum. During the first 1.5 hours of the test, the vacuum was held constant at 30.0" H_2O, with the flow steady at 6.0 cfm. During this period, outer well MW-1B continued to record a significant increasing vacuum trend while the other outer wells indicated minimum response to the EW vacuum and flow.

Starting a test with low variable rate vacuum and flow increases, allows the EW and outer wells sufficient time to adjust and stabilize, and minimizes the risk of channeling. This will also assist the development of newly installed extraction wells.

The EW vacuum was later increased to 50" H_2O, with a flow of 10 cfm. The outer wells indicated a slight, initial response to the increased vacuum and continued with a minimum but steady increase for 1.5 hours. MW-1B was not responding as a typical outer observation well. The increased vacuum levels were much too great for the distance. Most likely, other factors such as a decreasing groundwater level were influencing this well. The barometric pressure was on a slight increasing trend and the ambient air temperature increased to 67°F. The influent vapor temperature increased from 64 to 66°F. An increasing barometric pressure generally will have a positive effect on outer well vacuums. It is unlikely that the SVE from well SVE-3 will substantially effect outer wells SVE-2, MW-1 & RW-1 due to the length of the radials.

HORIBA analytical data indicated the influent vapors had a hydrocarbon concentration (HC) of 9,580 and 15,590 ppm, with CO_2 at 10.98 and 9.92%. The propane flow was recorded at 100 to 110 cfh, with a well flow of 6.0 and 10.0 cfm. The influent vapors were providing approximately 40% of the fuel value for the internal combustion engine.

During the next 1.4 hours of the SVE test period, the EW vacuum was increased to 80" H_2O, with a flow of 18 cfm. Outer observation wells SVE-1 & 2, MW-1 & RW-1 indicated a slight response to the EW increase. As previously mentioned, MW-1B continued on an abnormal vacuum increase, most likely not as the result of SVE. During the last 1.0 hour of the test, the EW vacuum was increased to 105" H_2O, with a flow of 26 and 28 cfm. Outer wells SVE-1 & 2, MW-1 & RW-1 indicated a marginal response to these increases while MW-1B indicated a decrease in well vacuum.

Additional HORIBA data indicated the influent vapors had HC levels of 12,780, 14,910 and 11,140 ppm, with CO_2 at 10.40, 10.10 and 9.92%. The CO_2 percent is abnormally high, indicating that natural bio-degradation is occurring. The O_2 is most likely very low, making it difficult for the engine to absorb these vapors as a fuel. Exhaust emissions were recorded at 96 and 26 ppm, with CO_2 at 8.22 and 9.94% and CO at 0.02%.

The static well data recorded 0.75 hours after the completion on the SVE, indicated the outer wells were recording well pressures ranging from 0.08 to 0.10" H_2O, with the exception of MW-1B , which was recording a vacuum of 1.30" H_2O. In conclusion, the test provided sufficient data for the calculation of a vacuum radius of influence.

Tests #2-A, B & C were SVE "quick tests" consisting of the SVE System connected to selected wells for 15 to 30 minutes. The following data was recorded during these tests:

Parameters	Date: 09/24/96 Time: 1330 Hr Meter: 862.0	Date: 09/24/96 Time: 1730 Hr Meter: 866.0	Date: 09/25/96 Time: 1315 Hr Meter: 873.0
Well #	SVE-1	MW-16	MW-15
HORIBA DATA	-	-	-
HC ppm	28	9,520	62
CO_2%	10.82	10.52	0.88
CO%	0	0	0
Gas Flow - Fuel/Propane cfh	150	110	160
Air Flow cfm	28	28	36
Well Flow cfm	15	22	15
Recovery Well Vacuum "H_2O	25	50	160
Air Temperature °F	75	73	84
Barometric Pressure "Hg	30.15	30.05	29.86

Test #3 was a 2.8 hour SVE test conducted from well SVE-2 as the extraction well (EW). Static well data indicated that the selected outer wells, SVE-1, MW-1 & RW-1, were recording well pressures ranging from 0.01 to 0.10" H_2O. The other outer well, SVE-3, was recording a residual vacuum of 0.70" H_2O from the previous test. The barometric pressure was decreasing from 30.12" Hg and the ambient air temperature was 76°F. Well SVE-2 has a TD of 30 ft and is screened from 20 to 30 ft. At the start

of the test, the initial EW vacuum was 25" H_2O, with a flow of 30 cfm. The screened area was in a more permeable structure than SVE-3. Outer wells SVE-1, MW-1 & RW-1 indicated an immediate well vacuum. Due to the erratic data from well MW-1B, this well will not be considered as part of the test data.

HORIBA analytical data indicated the influent vapors had a hydrocarbon concentration (HC) of 848 and 826 ppm, with CO_2 at 12.28 and 11.04%.

During the last 0.6 hours of the test, the EW vacuum was increased to 40" H_2O, with a flow of 40 cfm. Outer well SVE-3 was still recording a residual vacuum. The other wells responded with a slight vacuum increase. The barometric pressure decreased from 30.12 to 30.05" Hg.

The static well data recorded 0.75 hours after the SVE was discontinued, indicated SVE-1, MW-1 & RW-1 were recording well pressures ranging from 0.03 to 0.05" H_2O, while SVE-3 recorded a decreased vacuum level. The test provided adequate data to use in the calculation of a vacuum radius of influence.

Test #4-AI was a 5.7 hour SVE/AI test, conducted through well MW-1 as the extraction and air injection (AI) well. Static well data indicated that the selected outer observation wells were recording a slight vacuum ranging from 0.02 to 0.10" H_2O. The barometric pressure was 29.95" Hg and the ambient air temperature was 66°F. At the start of the test, the initial EW vacuum was 15" H_2O, with a flow of 25 cfm. The outer wells recorded a slightly increased level of vacuum. During the first 1.6 hours of the test, the vacuum was held constant at 15" H_2O, with the flow remaining steady at 25 cfm. The outer wells continued to record an increasing vacuum trend during this period. Outer wells MW-1B & MW-2 continued to record erratic data which is not totally influenced by SVE.

SVE only was conducted for the first 2.0 hours until a stabilized condition was obtained. Although well RW-1 indicated a slight response to the EW vacuum, the response was minimal for a well located 7.0 ft from the extraction well. Therefore, outer wells SVE-1 & 3, which had radial distances of 128 and 222 ft, were the only two wells from which consistent SVE data was recorded.

The initial HORIBA data, prior to AI, indicated that the influent vapors HC levels were 7,510 and 6,800 ppm, with CO_2 at 12.14 and 11.82%. Exhaust emissions were 46 ppm, with CO_2 at 10.02% and CO at 0.02%.

The EW vacuum was increased to 18" H_2O, with flow of 30 cfm. The flow was allowed to stabilize for 0.5 hours. After 2.5 hours of testing, air injection in the form of air bubbling into the extraction well was started. The depth to PSH from TOC in well MW-1, was 36.96 ft, with depth to groundwater at 38.68 ft. The AI was being released at 51.0 ft below TOC. The initial pressure was 7.0 psi, with a flow of 5.5 cfm. The pressure and flow remained constant for 1.1 hours and then increased to 10 psi, with a flow of 7.0 cfm for the final 0.75 hours. The EW vacuum varied from 15 to 18" H_2O, while the flow varied from 25 to 30 cfm. The barometric pressure was mostly steady until the end of the test.

Additional HORIBA data, taken between 0915 and 1040 hours, indicated that the influent vapors had HC levels of 5,710, 5,460 and 4,550 ppm, with CO_2 at 9.90, 9.78 and 8.50%. Immediately after AI was discontinued and SVE was still operating, the HC level was 6,360 ppm, with CO_2 at 12.20%.

After the SVE was discontinued, another significant fact was determined. At the start of this test, 1.72 ft of PSH in the form of black oil was recorded. At the completion, 0.32 ft of oil/water emulsion was recorded.

Static well data recorded 0.5 hours after the completion of the test indicated the outer wells were

recording a well pressure. SVE-1 & 3 may provide some data that can assist in the calculation of a vacuum radius of influence.

Additional Information (This should be read as a vital part of the report):

- Summary of Operating Data
- Graphic Summary of Data, SVE & AI Tests
- Figure 1 - Plot of Observed Vacuum versus Distance at the Facility
- Field Operating Data and Notes
- Site Map

Conclusion

Pilot Tests are conducted to provide information on short term tests that can be projected into a long term remedial plan. These feasibility tests indicated that soil vacuum extraction (SVE) would be an effective method of remediation for this facility. Although the observed vacuum on some of the outer observation wells was relatively low, the duration of the pilot tests was short compared to continuous operation. However, the results give positive indication that the observed and reported wells were in vacuum communication with the selected SVE extraction well. The radius of influence defines the region within which the vapor in the vadose or vented zone flows to the extraction well under the influence of a vacuum. The radius of influence depends on soil properties of the vented zone, properties of surrounding soil layers, the depth at which the well is screened, well installation and the presence of any impermeable boundaries such as the water table, clay layers, surface seal, building basements and the presence of such areas as tank pits with backfill and underground utilities.

Figure #1 indicated that the effective vacuum radius of influence, for a well screened in the 30 to 60 ft range, would be from approximately 80 to 90 ft with extraction well flow of 20 to 25 cfm and extraction well vacuum in the 90" H_2O range. The projection of the radius of influence from data collected during SVE Tests #1, #3 & 4-SVE/AI were determined by a proprietary computer program that calculates and plots the observed (as modified) radial pressure distribution data versus distance. An approximation of the radius of influence may be obtained by determining the point at which the measured vacuum is **0.30 to 0.35" H_2O**. It is assumed that beyond the lower point, the pressure gradient (driving force) is negligible to effectively transport vaporized contaminants to the extraction well. Under continuous operation, vacuum and radius of influence may continue to increase.

To calculate SVE and AI well placement, the equation we use is as follows:
$L = 2\ Ri \cos 30°$; L = distance between wells; Ri = radius of influence

All other data, including the groundwater depth, well placement, extraction well screened intervals, SVE recovery rate and AI pressure and flow must be considered in the final design for a remedial plan.

Once you have reviewed the report, please call me if you have any questions.

Sincerely,

James E. Sadler
Engineer/Environmental

60124.REP

9/24/96	Static Data Time 0625	First Data Time 0630	Second Data Time 0700	Third Data Time 0730	Fourth Data Time 0800	Fifth Data Time 0830
Horiba HC ppm	ND	ND	ND	9,580	ND	15,590
Horiba CO_2%	ND	ND	ND	10.98	ND	9.92
Influent Vapor Temp °F	-	64	65	66	66	65
Barometric Pressure "Hg	30.21	30.21	30.22	30.22	30.22	30.22
Extraction Well Flow CFM Well SVE-3	-	6	6	6	6	10
Extraction Well Vacuum CFM Well SVE-3	-	30	30	30	30	50
Well SVE-1 Vacuum "H_2O Dist. 107.5 ft	0.02	0.03	0.03	0.02	0.02	0.04
Well SVE-2 Vacuum "H_2O Dist. 146.5 ft	0.03	0.03	0.03	0.03	0.03	0.02
Well MW-1B Vacuum "H_2O Dist. 93.0 ft	0.30	0.40	1.40	1.80	1.50	2.00
Well MW-1 Vacuum "H_2O Dist. 128.0 ft	0.02	0.02	0.02	0.01	0.02	0.03
Well RW-1 Vacuum "H_2O Dist. 128.5 ft	0.01	0.02	0.01	0	0.02	0.04

9/24/96	Sixth Data Time 0900	Seventh Data Time 0930	Eighth Data Time 1000	Ninth Data Time 1030	Tenth Data Time 1100	Eleventh Data Time 1130
Horiba HC ppm	ND	ND	12,780	ND	ND	14,910
Horiba CO_2%	ND	ND	10.40	ND	ND	10.10
Influent Vapor Temp °F	66	66	66	66	66	66
Barometric Pressure "Hg	30.21	30.22	30.22	30.22	30.23	30.21
Extraction Well Flow CFM Well SVE-3	11	11	11	18	18	19
Extraction Well Vacuum CFM Well SVE-3	50	50	50	80	80	80
Well SVE-1 Vacuum "H_2O Dist. 107.5 ft	0.04	0.07	0.07	0.08	0.08	0.06
Well SVE-2 Vacuum "H_2O Dist. 146.5 ft	0.02	0.05	0.07	0.07	0.07	0.05
Well MW-1B Vacuum "H_2O Dist. 93.0 ft	2.15	2.05	2.10	2.10	2.05	1.85
Well MW-1 Vacuum "H_2O Dist. 128.0 ft	0.03	0.04	0.04	0.07	0.07	0.06
Well RW-1 Vacuum "H_2O Dist. 128.5 ft	0.03	0.03	0.03	0.08	0.07	0.05

9/24/96	Twelfth Data Time 1200	Thirteenth Data Time 1230	Static Data Time 1315	Average Data 6.0 Hrs	Maximum Effective Data
Horiba HC ppm	11,140	ND	-	12,800	15,590
Horiba CO_2%	9.92	ND	-	10.26	10.98
Influent Vapor Temp °F	66	66	-	65.69	66
Barometric Pressure "Hg	30.20	30.18	30.15	30.21	30.23
Extraction Well Flow CFM Well SVE-3	26	28	-	13.54	28
Extraction Well Vacuum CFM Well SVE-3	105	105	-	59.23	105
Well SVE-1 Vacuum "H_2O Dist. 107.5 ft	0.08	0.09	-(.10)	0.05	0.19
Well SVE-2 Vacuum "H_2O Dist. 146.5 ft	0.08	0.08	-(.10)	0.05	0.18
Well MW-1B Vacuum "H_2O Dist. 93.0 ft	1.70	1.60	1.30	1.75	-
Well MW-1 Vacuum "H_2O Dist. 128.0 ft	0.06	0.09	-(.08)	0.04	0.17
Well RW-1 Vacuum "H_2O Dist. 128.5 ft	0.07	0.09	-(.09)	0.04	0.18

9/24/96	Static Data Time 1425	First Data Time 1430	Second Data Time 1500	Third Data Time 1530	Fourth Data Time 1600	Fifth Data Time 1630	Static Data Time 1715	Average Data 2.0 Hrs	Maximum Effective Data
Horiba HC ppm	-	ND	848	ND	826	ND	-	837	848
Horiba CO_2%	-	ND	12.28	ND	11.04	ND	-	11.66	12.28
Influent Vapor Temp °F	-	71	70	69	69	69	-	70	71
Barometric Pressure "Hg	30.12	30.12	30.11	30.07	30.07	30.06	30.05	30.09	30.12
Extraction Well Flow CFM Well SVE-2	-	30	30	30	30	40	-	32	40
Extraction Well Vacuum CFM Well SVE-2	-	25	26	26	26	40	-	29	40
Well SVE-1 Vacuum "H_2O Dist. 86.5 ft	0	0.08	0.10	0.11	0.10	0.11	-(.03)	0.10	0.14
Well SVE-3 Vacuum "H_2O Dist. 146.5 ft	0.70	0.60	0.56	0.45	0.36	0.32	0.22	0.46	0.12
Well MW-1B Vacuum "H_2O Dist. 147.0 ft	0.90	0.82	0.70	0.53	0.47	0.40	0.20	-	-
Well MW-1 Vacuum "H_2O Dist. 222.0 ft	-(.07)	0.03	0.05	0.04	0.06	0.06	-(.05)	0.05	0.10
Well RW-1 Vacuum "H_2O Dist. 223.0 ft	-(.10)	0.04	0.06	0.05	0.07	0.07	-(.04)	0.06	0.11

9/25/96	Static Data Time 0625	First Data Time 0630	Second Data Time 0700	Third Data Time 0730	Fourth Data Time 0800	Fifth Data Time 0830	Sixth Data Time 0900
Horiba HC ppm	ND	ND	ND	7,510	ND	6,800	5,710
Horiba CO_2%	ND	ND	ND	12.14	ND	11.82	9.90
Influent Vapor Temp °F	-	64	64	64	64	64	65
Barometric Pressure "Hg	29.95	29.95	29.95	29.96	29.96	29.96	29.96
Extraction Well Flow CFM Well MW-1	-	25	25	25	25	30	25
Extraction Well Vacuum CFM Well MW-1	-	15	15	15	15	18	18
Well RW-1 Vacuum "H_2O Dist. 7.0 ft	0.02	0.10	0.07	0.08	0.10	0.12	0.08
Well SVE-3 Vacuum "H_2O Dist. 128.1 ft	0.03	0.03	0.05	0.08	0.09	0.07	0.10
Well SVE-1 Vacuum "H_2O Dist. 222.0 ft	0.03	0.03	0.04	0.08	0.07	0.06	0.10
Well MW-1B Vacuum "H_2O Dist. 126.0 ft	-(.55)	-(.60)	-(.60)	-(.65)	-(.60)	-(.65)	-(.65)
Well MW-2 Vacuum "H_2O Dist. 120.5 ft	0.10	0.26	0.27	0.30	0.30	0.26	0.21

9/24/96	Seventh Data Time 0930	Eighth Data Time 1000	Ninth Data Time 1030	Tenth Data Time 1130	Static Data Time 1200	Average Data 5.0 Hrs	Maximum Effective Data
Horiba HC ppm	ND	5,460	4,550	6,360	-	6,065	7,510
Horiba CO_2%	ND	9.78	8.50	12.20	-	10.72	12.20
Influent Vapor Temp °F	65	65	66	66	-	65	66
Barometric Pressure "Hg	29.96	29.96	29.95	29.91	29.90	29.95	29.96
Extraction Well Flow CFM Well MW-1	25	25	30	30	-	27	30
Extraction Well Vacuum CFM Well MW-1	14	15	18	18	-	16	18
Well RW-1 Vacuum "H_2O Dist. 7.0 ft	0.07	0.07	0.08	0.08	-(.20)	0.09	0.28
Well SVE-3 Vacuum "H_2O Dist. 128.1 ft	0.09	0.06	0.07	0.07	-(.19)	0.07	0.26
Well SVE-1 Vacuum "H_2O Dist. 222.0 ft	0.10	0.06	0.09	0.08	-(.11)	0.07	0.19
Well MW-1B Vacuum "H_2O Dist. 126.0 ft	-(.75)	-(.80)	-(.90)	-(1.25)	-(1.40)	-	-
Well MW-2 Vacuum "H_2O Dist. 120.5 ft	0.14	0.07	-(.27)	-(.64)	-(.88)	-	-

SCHEDULE B
Summary of ACUVAC SVE TEST #1

AcuVac Remediation Inc.
ROSWELL COMPRESSOR STATION
September 24,1996

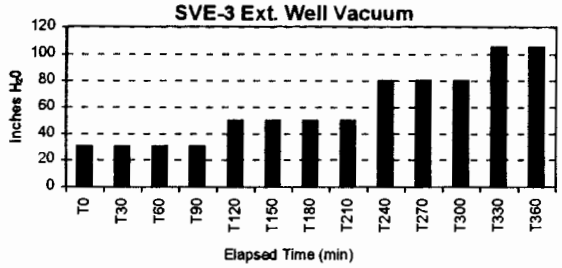

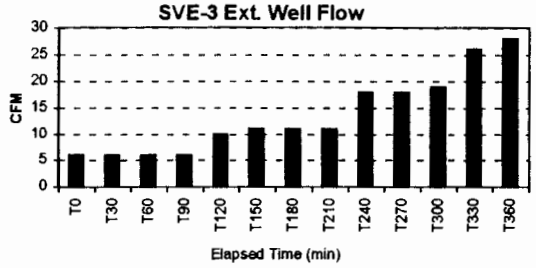

Influent Vapor Data

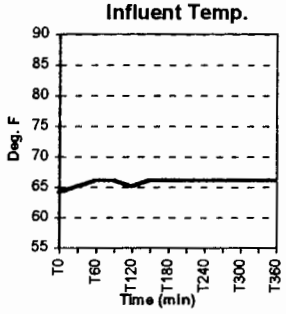

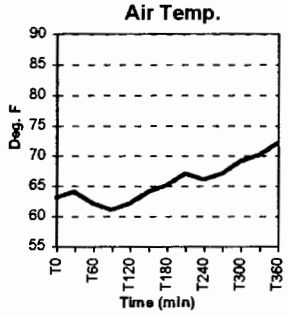

Atmospheric Conditions

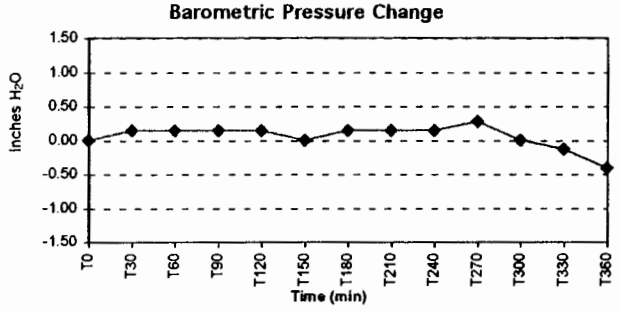

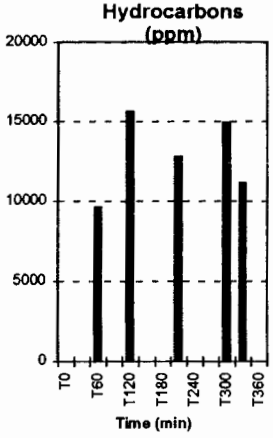

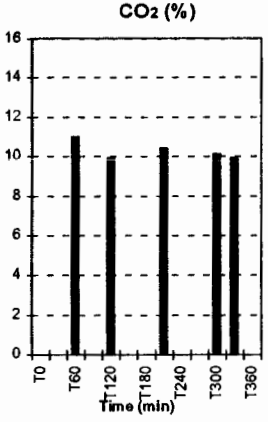

Recorded Well Vacuums and/or Pressures

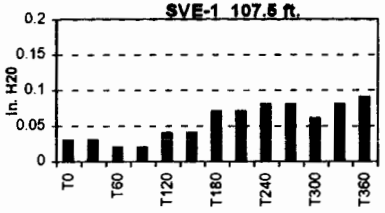

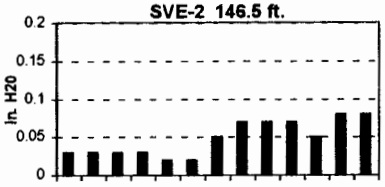

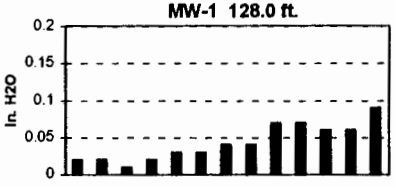

SCHEDULE B
Summary of ACUVAC SVE TEST #3

AcuVac Remediation Inc.
ROSWELL COMPRESSOR STATION
September 24,1996

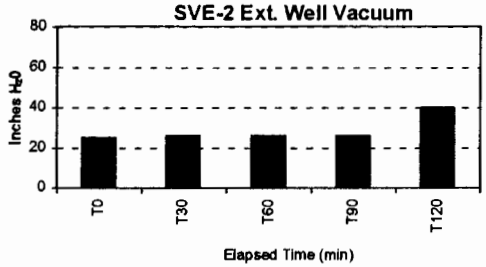

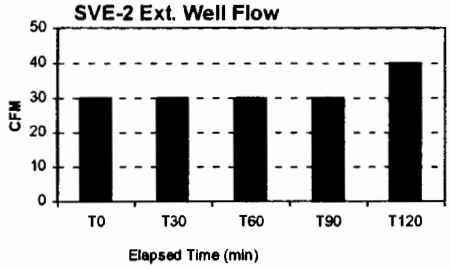

Influent Vapor Data

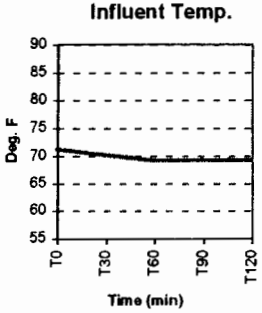

Atmospheric Conditions

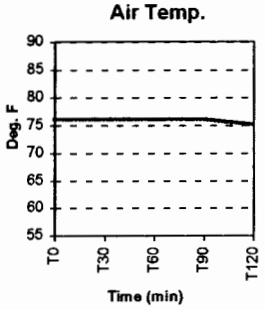

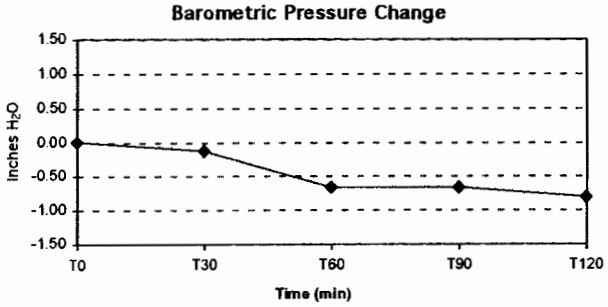

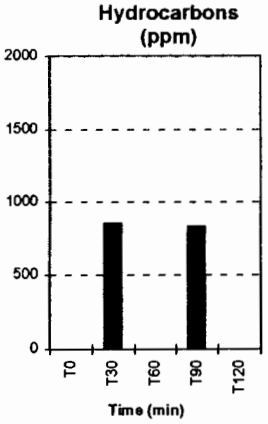

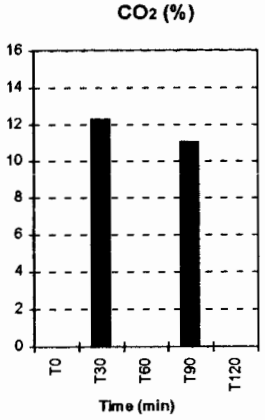

Recorded Well Vacuums and/or Pressures

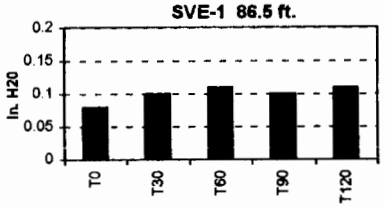

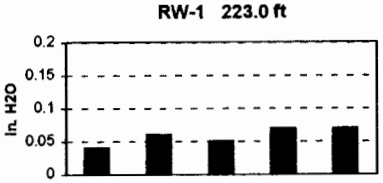

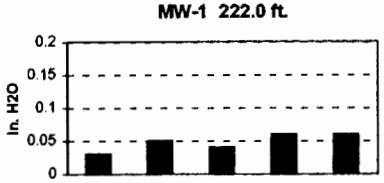

SCHEDULE B
Summary of ACUVAC SVE TEST #4-Al

AcuVac Remediation Inc.
ROSWELL COMPRESSOR STATION
September 25,1996

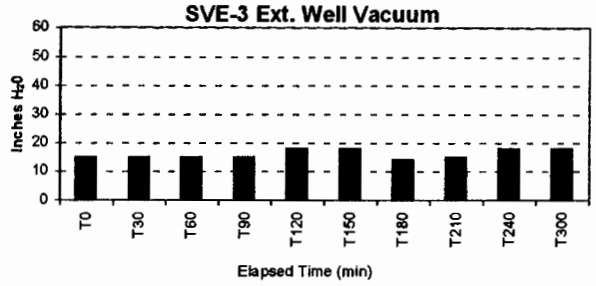

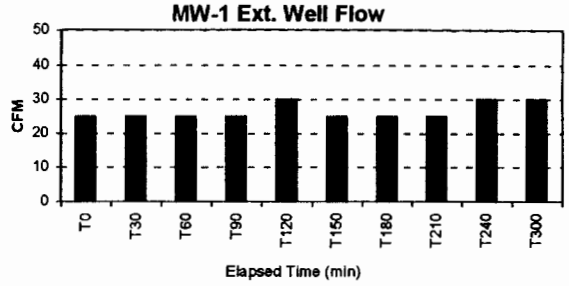

Influent Vapor Data

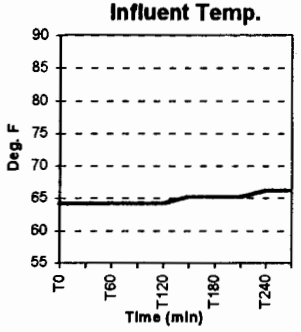

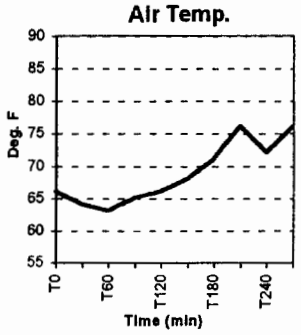

Atmospheric Conditions

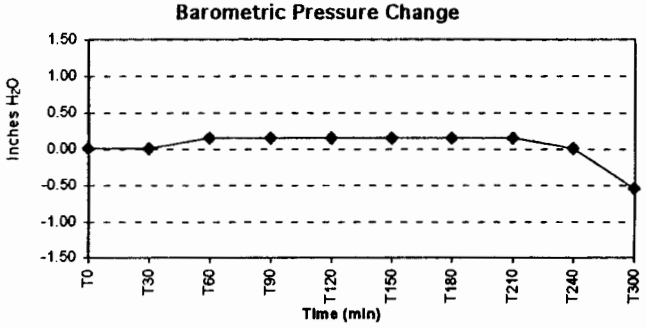

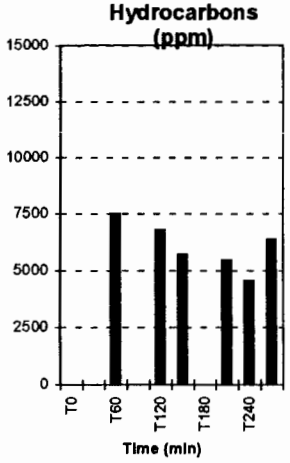

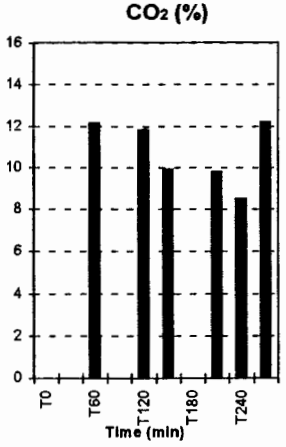

Recorded Well Vacuums and/or Pressures

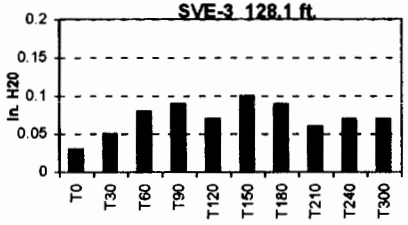

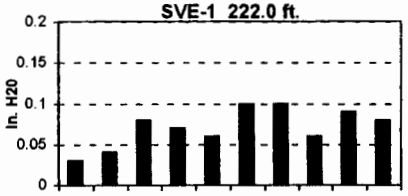

Figure #1

AcuVac Remediation Inc
ROSWELL COMPRESSOR STATION
September 25, 1996

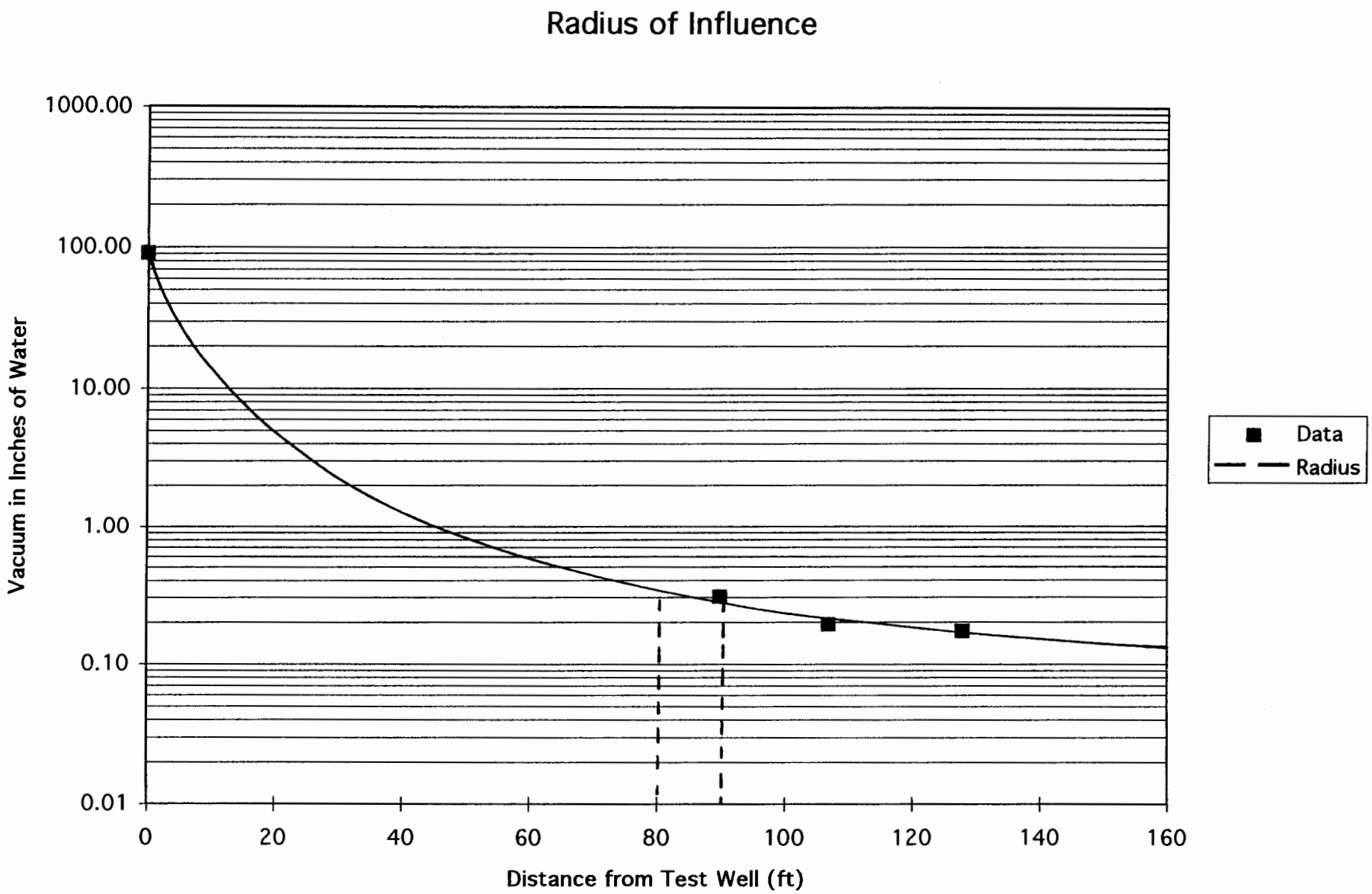

AcuVac Remediation Inc.

OPERATING DATA - TEST # 1 PAGE # 1

ACUVAC SVE SYSTEM

Location: ROSWELL COMPRESSOR STATION - ROSWELL, NM Project Engr: SADLER / LUNDGREN

	Date:	9/24/96	–	–	–	–	–
	Parameters	Time 0625	Time 0630	Time 0700	Time 0730	Time 0800	Time 0830
		Hr Meter 854.9	Hr Meter 855.0	Hr Meter 855.5	Hr Meter 856.0	Hr Meter 856.5	Hr Meter 857.0
ENGINE/BLOWER	R.P.M.	1200	1900	2000	2000	2000	2000
	Oil Pressure psi	60	50	50	50	50	50
	Water Temp °F	140	160	160	160	160	160
	Volts	14	14	14	14	13.5	13.5
	Intake Vac "Hg	14	11	11	11	11	13
	Gas Flow Fuel/Propane cfh	90	120	110	110	110	100
ATMOSPHERE/VAPORS/AIR	Fresh Air Flow cfm	26	34	34	34	34	32
	Extraction Well Flow SVE-3 cfm	–	6.0	6.0	6.0	6.0	10.0
	Extraction Well Vac SVE-3 "H_2O	–	30	30	30	30	50
	Influent Vapor Temp °F	–	64	65	66	66	65
	Air Temp °F	64	63	64	62	61	62
	Barometric Pressure 3600' "Hg	30.21	30.21	30.22	30.22	30.22	30.22
MONITOR WELL VACUUM	SVE-1 "H_2O	.02	.03	.03	.02	.02	.04
	SVE-2 "H_2O	.03	.03	.03	.03	.03	.02
	MW-1B "H_2O	.30	.40	1.40	1.80	1.50	2.00
	MW-1 "H_2O	.02	.02	.02	.01	.02	.03
	RW-1 "H_2O	.01	.02	.01	0	.02	.04
	"H_2O						
	"H_2O						
	"H_2O						
	"H_2O						
	"H_2O						
	"H_2O						
MANIFOLD	SVE On/Off	OFF	ON	ON	ON	ON	ON
	Air Injection Pressure psi	OFF	–	–	–	–	–
	Air Injection Flow cfm	OFF	–	–	–	–	–
	Samples			Influent Vapor		Influent Vapor	

( ) Indicates Well Pressure

TEST	Instrument	HORIBA	HORIBA				
	Time	0725	0820				
VAPOR/INFLUENT	HC ppm	9580	15,590				
	CO_2 %	10.98	9.92				
	CO %	0	0				
EMISSIONS	HC ppm						
	CO_2 %						
	CO %						
	Air/Fuel Ratio %						

OPERATING DATA AND NOTES

DATE: 9/24/96 TEST NO: 1 Page No: 1

1700	9/23/96 Positioned SUE System near well SUE-3 as extraction well
	(EW) - Opened and plugged selected outer wells - Checked System-01
0605	9/24/96 - Arrived at location - Connected SUE System to SUE-3
0620	No DTGW recorded in SUE-3 - TD = 61.8' - Calibrated instruments
0625	Recorded static well data - All outer wells recording slight vac X MW-1B
0630	START TEST # 1 - Initial EW vacuum @ 30" H_2O, flow @ 6 CFM
	Outer wells mostly steady - MW-1B recording increased vac - may not be SUE effect
0700	Recorded data - No change in outer wells except MW-1B which continues
	on increasing vacuum trend. Undetermined if SUE or H_2O level adjustment
	Barometric pressure steady, Influent vapors near steady at 64°F
0725	HORIBA DATA - Influent vapors - HC @ 9580 ppm, CO_2 @ 10.98% Propane 110
0730	Recorded data - MW-1B continues on increasing vacuum trend - Others
	off slightly - All Systems steady - Atmospheric steady MW-1B PSH = 58.44' H_2O 61.05'
0800	Recorded data - Outer wells apparently not affected by SUE
0805	Increased EW vacuum to 50" H_2O, flow @ 11 CFM - Propane @ 100
0820	HORIBA DATA - Influent vapors - HC @ 15,590 ppm, CO_2 @ 9.92 - Propane @ 100
0830	Recorded data - EW @ 50" H_2O, flow @ 10 CFM - Outer wells mostly steady
	SUE-1 may be indicating a slight ↑ vac trend - Also EW-1 - MW-1

Form/19952

AcuVac Remediation Inc.

OPERATING DATA - TEST # 1 PAGE # 2

ACUVAC SVE SYSTEM

Location: ROSWELL COMPRESSOR STATION - ROSWELL, NM Project Engr: SADLER / LUNDGREN

	Date:	9/24/96	–	–	–	–	–
	Parameters	Time 0900	Time 0930	Time 1000	Time 1030	Time 1100	Time 1130
		Hr Meter 857.5	Hr Meter 858.0	Hr Meter 858.5	Hr Meter 859.0	Hr Meter 859.5	Hr Meter 860.0
ENGINE/BLOWER	R.P.M.	2000	2000	2000	2000	2000	2000
	Oil Pressure psi	50	50	50	50	50	50
	Water Temp °F	160	160	160	160	160	160
	Volts	13.5	13.5	13.5	13.5	13.5	13.5
	Intake Vac "Hg	13	13	13	12	12	12
	Gas Flow Fuel/Propane cfh	100	100	100	90	90	90
ATMOSPHERE/VAPORS/AIR	Fresh Air Flow cfm	32	32	32	28	28	28
	Extraction Well Flow SVE-3 cfm	11.0	11.0	11.0	18	18	19
	Extraction Well Vac SVE-3 "H_2O	50	50	50	80	80	80
	Influent Vapor Temp °F	66	66	66	66	66	66
	Air Temp °F	64	65	67	66	67	69
	Barometric Pressure "Hg	30.21	30.22	30.22	30.22	30.23	30.21
MONITOR WELL VACUUM	SVE-1 "H_2O	.04	.07	.07	.08	.08	.06
	SVE-2 "H_2O	.02	.05	.07	.07	.07	.05
	MW-1B "H_2O	2.15	2.05	2.10	2.10	2.05	1.85
	MW-1 "H_2O	.03	.04	.04	.07	.07	.06
	RW-1 "H_2O	.03	.03	.03	.08	.07	.05
	"H_2O						
	"H_2O						
	"H_2O						
	"H_2O						
	"H_2O						
	"H_2O						
MANIFOLD	SVE On/Off	ON	ON	ON	ON	ON	
	Air Injection Pressure psi	OFF	–	–	–	–	–
	Air Injection Flow cfm	OFF	–	–	–	–	–
	Samples			Influent AND Emissions			Influent Vapors

( ) Indicates Well Pressure

TEST	Instrument	HORIBA	HORIBA	HORIBA			
	Time	0955	0957	1125			
VAPOR/INFLUENT	HC ppm	12,780		14,910			
	CO_2 %	10.40		10.10			
	CO %	0		0			
EMISSIONS	HC ppm		96				
	CO_2 %		8.22				
	CO %		.02				
	Air/Fuel Ratio %		2811				

OPERATING DATA AND NOTES

DATE: 9/24/96 TEST NO: 1 Page No: 2

0900	Recorded data - Outer wells mostly steady - Temp and baromet
	pressure steady - SVE System normal
0930	Recorded data - Outer wells SVE-1 & 2 indicating slight
	increased vacuum - Others steady
0955	HORIBA DATA - Influent vapors - HC @ 12,780 ppm, CO_2 @ 10.40%
	Exhaust emissions - HC @ 96 ppm, CO_2 @ 8.22% CO @ .02%
1000	Recorded data - Outer wells steady - SVE-2 up slightly
1010	Increased EW vacuum to 80" H_2O, flow @ 18 cfm - Propane @ 90 cfh
1030	Recorded data - SVE #1 & 2 and MW-1 and RW-1 indicating
	an increasing vacuum trend in response to the EW increase
1100	Recorded data - Outer wells steady to off slightly - All
	SVE Systems and EW vacuum and flow steady
1125	HORIBA DATA - Influent vapors - HC @ 14,910 ppm, CO_2 @ 10.10%
1130	Recorded data - All outer wells indicating a decreasing vacuum
	trend - Slight decrease in barometric pressure - EW vac & flow stea
1135	Increased EW vacuum to 105 " H_2O, flow @ 26 cfm
	RPM @ 2300 - Propane @ 110 cfh

AcuVac Remediation Inc.

OPERATING DATA - TEST # 1 PAGE # 3

ACUVAC SVE SYSTEM

Location: ROSWELL COMPRESSOR STATION - ROSWELL, NM Project Engr: SADLER / LUNDGREN

	Date:	9/24/96	–	–			
	Parameters	Time 1200	Time 1230	Time 1315	Time	Time	Time
		Hr Meter 860.5	Hr Meter 861.0	Hr Meter 861.8	Hr Meter	Hr Meter	Hr Meter
ENGINE/BLOWER	R.P.M.	2300	2300	1200			
	Oil Pressure psi	50	50	50			
	Water Temp °F	170	170	160			
	Volts	13.5	13.5	13.5			
	Intake Vac "Hg	9.0	9.0	17.0			
	Gas Flow Fuel/Propane cfh	110	110	80			
ATMOSPHERE/VAPORS/AIR	Fresh Air Flow cfm	26	26	24			
	Extraction Well Flow SVE-3 cfm	26	28	—			
	Extraction Well Vac SVE-3 "H_2O	105	105	—			
	Influent Vapor Temp °F	66	66	—			
	Air Temp °F	70	72				
	Barometric Pressure "Hg	30.20	30.18	30.15			
MONITOR WELL VACUUM	SVE-1 "H_2O	.08	.09	(.10)			
	SVE-2 "H_2O	.08	.08	(.10)			
	MW-1B "H_2O	1.70	1.60	1.30			
	MW-1 "H_2O	.06	.09	(.08)			
	RW-1 "H_2O	.07	.09	(.09)			
	"H_2O						
	"H_2O			STATIC WELL DATA - NO SVE			
	"H_2O						
	"H_2O						
	"H_2O						
	"H_2O						
MANIFOLD	SVE On/Off	ON	ON	OFF			
	Air Injection Pressure psi	OFF	–	–			
	Air Injection Flow cfm	OFF	–	–			
	Samples						

( ) Indicates Well Pressure

TEST	Instrument	HORIBA					
	Time	1210	1215				
VAPOR/INFLUENT	HC ppm	11,140					
	CO_2 %	9.92					
	CO %	0					
EMISSIONS	HC ppm		26				
	CO_2 %		9.94				
	CO %		.02				
	Air/Fuel Ratio %						

OPERATING DATA AND NOTES

DATE: 9/24/96 TEST NO: 1 Page No: 3

1200	Recorded data - Outer wells indicated slight increased
	vacuum to EW increase - SVE Systems normal for
	+ 10% CO_2 EW vac & flow steady
1210	HORIBA Data - Influent vapors HC @ 11,140 ppm, CO_2 9.92%
1215	Exhaust emissions - HC @ 26 ppm, CO_2 @ 9.94 % CO @ 0.02 %
1218	Exhaust emission sample - Tedlar bag
1220	Influent vapor sample - TW-101 - SS tube container - CORE LAB 1315
1230	Recordal data - Outer wells steady to slight vacuum
	increase - EW vac & flow steady
1245	Discontinued SVE
1315	Recorded static well data - SVE - 1 & 2, MW-1 & PW-1
	recording well pressure - MW-1B, reduced vacuum

Form/19952

AcuVac Remediation

OPERATING DATA - TEST NO 2 A-B-C

ACUVAC SVE SYSTEM

Page 1 Location ROSWELL COMPRESSOR STATION - ROSWELL, NM Project Engr. SADLER/LUNDGREN

		A	B				
	Date	9/24/96	—	9/25/96	—		
	Parameter	Time 1330	Time 1730	Time 1300	Time 1335	Time	Time
		Hr. Meter 862.0	Hr. Meter 866.0	Hr. Meter 872.8	Hr. Meter 873.4	Hr. Meter	Hr. Meter
IDENTIFICATION/ VAPOR DATA	Well No.	SVE-1	MW-3	MW-15	MW-15		
	HORIBA	—	—	—	—	—	—
	HC PPM	28	9520	68	56		
	CO_2%	10.82	10.52	0.88	0.88		
	CO%	0	0	0	0		
FUEL/AIR	Gas Flow Fuel/Propane cfh	150	110	160	160		
	Air Flow cfm	28	28	36	36		
	Well Flow cfm	15	22	16	14		
	Recovery Well Vac "H_2O	25	50	150	170		
	Air Temp °F	75	73	84	85		
	Barometric Pressure "Hg	30.15	30.05	29.87	29.85		

OPERATING DATA AND NOTES

1315	CONNECTED SVE to well SVE-1 as EW - Started test @ 1330 - Vac @ 15" H_2O, Flow 25
1345	HORIBA DATA - SVE-1 Influent vapors - HC @ 28 ppm, CO_2 @ 10.82, CO @ 0
	Water well SVE-1 = .07 V
1700	Recorded DTPSH = 61.73' DTGW = 66.66' MW-16
1730	Recorded data on well MW-16 - Start SVE @ 1715
	HORIBA DATA - HC @ 9520 ppm, CO_2 @ 10.52, CO = 0
9/25/96	
1300	CONNECTED System to MW-15 - Initial vacuum 150, flow @ 16 cfm
	TD = 68.5 Screen 38.5-68.5 - HORIBA Data @ 1315 hrs
1335	Additional HORIBA Data - Influent vapors - MW-15

AcuVac Remediation Inc.

OPERATING DATA - TEST # 3 PAGE # 1

ACUVAC SVE SYSTEM

Location: ROSWELL COMPRESSOR STATION – ROSWELL, NM Project Engr:

	Date:	9/24/96	–	–	–	–	–
	Parameters	Time 1425	Time 1430	Time 1500	Time 1530	Time 1600	Time 1630
		Hr Meter 862.9	Hr Meter 863.0	Hr Meter 863.5	Hr Meter 864.0	Hr Meter 864.5	Hr Meter 865.0
ENGINE/BLOWER	R.P.M.	1200	2200	2200	2200	2200	2200
	Oil Pressure psi	50	50	50	50	50	50
	Water Temp °F	160	170	175	175	175	175
	Volts	13.5	13.5	13.5	13.5	13.5	13.5
	Intake Vac "Hg	17	16	16	16	16	16
	Gas Flow Fuel/Propane cfh	90	160	160	160	160	160
ATMOSPHERE/VAPORS/AIR	Fresh Air Flow cfm	26	24	24	24	24	18
	Extraction Well Flow SVE-2 cfm	–	30	30	30	30	40
	Extraction Well Vac SVE-2 "H_2O	–	25	25	26	26	40
	Influent Vapor Temp °F	–	71	70	69	69	69
	Air Temp °F	76	76	76	76	76	75
	Barometric Pressure "Hg	30.12	30.12	30.11	30.07	30.07	30.06
MONITOR WELL VACUUM	SVE-1 "H_2O	(.01)	.08	.10	.11	.10	.11
	SVE-3 "H_2O	0.70	.60	.56	.45	.36	.32
	MW-1B "H_2O	0.90	.82	.70	.53	.47	.40
	MW-1 "H_2O	(.07)	.03	.05	.04	.06	.06
	RW-1 "H_2O	(.10)	.04	.06	.05	.07	.07
	"H_2O	STATIC WELL DATA - NO SVE					
	"H_2O						
	"H_2O						
	"H_2O						
	"H_2O						
	"H_2O						
MANIFOLD	SVE On/Off	OFF	ON				
	Air Injection Pressure psi	OFF	–	–	–	–	–
	Air Injection Flow cfm	OFF	–	–	–	–	–
	Samples						

( ) Indicates Well Pressure

TEST	Instrument	HORIBA	HORIBA				
	Time	1455	1615				
VAPOR/INFLUENT	HC ppm	848	826				
	CO_2 %	12.28	11.04				
	CO %	0	0				
EMISSIONS	HC ppm						
	CO_2 %						
	CO %						
	Air/Fuel Ratio %						

OPERATING DATA AND NOTES

DATE: 9/24/96 TEST NO: 3 Page No: 1

1410	Positioned SVE System near well SVE-2-Connected system for
	extraction well EW - 1420 Checked SVE System-Calibrate
1425	Recorded static well data-SVE-3 still has residual vacuum
	from Test #1, SVE-2 has slight residual vacuum from Test 2
1430	START TEST # 3 - Initial vacuum @ 25" H_2O, flow @ 30 cfm
	SVE-2 Screen 20-30 - TD = 30 - Sand gravel area
1455	HORIBA Data - Influent vapors - HC @ 848ppm, CO_2 @ 12.28%
1500	Recorded data - Outer wells SVE-1, MW-1 & RW-1 continue
	to record slight increasing vacuum trend - SVE-3 and MW-1B
	still influenced by prior vacuums or liquid level changes
1530	Recorded data - Outer wells mostly steady - SVE steady
	Barometric pressure continues to decrease
1600	Recorded data - Outer wells steady to up slightly
1610	Increase EW vacuum to 40" H_2O, flow @ 38 cfm
1615	HORIBA DATA Influent vapors. HC @ 826ppm, CO_2 @ 11.04%
1630	Recorded data - Outer wells steady to slight inc. on SVE-1
	Barometric pressure still on decreasing trend - EW @ 40" H_2O, 40 cfm
1635	Discontinued SVE - Wells remain plugged - 1700 Recorded static well
	data -

Form/19952

AcuVac Remediation Inc.

OPERATING DATA - TEST # 3 PAGE # 2

ACUVAC SVE SYSTEM

Location: Roswell Compressor Station, Roswell, NM Project Engr: Sadler / Landgren

	Date:	9/29/96					
	Parameters	Time 1715	Time	Time	Time	Time	Time
		Hr Meter 865.7	Hr Meter	Hr Meter	Hr Meter	Hr Meter	Hr Meter
ENGINE/BLOWER	R.P.M.	1200					
	Oil Pressure psi	50					
	Water Temp °F	160					
	Volts	13.5					
	Intake Vac "Hg	17					
	Gas Flow Fuel/Propane cfh	90					
ATMOSPHERE/VAPORS/AIR	Fresh Air Flow cfm	26					
	Extraction Well Flow SVE-2 cfm	—					
	Extraction Well Vac SVE-2 "H_2O	—					
	Influent Vapor Temp °F	—					
	Air Temp °F	73					
	Barometric Pressure "Hg	30.05					
MONITOR WELL VACUUM	SVE-1 "H_2O	(.03)					
	SVE-3 "H_2O	.22					
	MW-1B "H_2O	.20					
	MW-1 "H_2O	(.05)					
	RW-1 "H_2O	(.04)					
	"H_2O						
	"H_2O	STATIC WELL DATA - NO SVE					
	"H_2O						
	"H_2O						
	"H_2O						
	"H_2O						
MANIFOLD	SVE On/Off	OFF					
	Air Injection Pressure psi	OFF					
	Air Injection Flow cfm	OFF					
	Samples						

( ) Indicates Well Pressure

AcuVac Remediation Inc.

OPERATING DATA - TEST # 4-A PAGE # 1

ACUVAC SVE SYSTEM

Location: ROSWELL COMPRESSOR STATION – ROSWELL, NM Project Engr: SADLER / LUNDGREN

	Date:	9/25/96	–	–	–	–	–
	Parameters	Time 0625	Time 0630	Time 0700	Time 0730	Time 0800	Time 0830
		Hr Meter 866.1	Hr Meter 866.2	Hr Meter 866.8	Hr Meter 867.3	Hr Meter 867.8	Hr Meter 868.3
ENGINE/BLOWER	R.P.M.	1200	2200	2200	2200	2200	2300
	Oil Pressure psi	60	50	50	50	50	50
	Water Temp °F	150	160	160	160	160	165
	Volts	14	13.5	13.5	13.5	13.5	13.5
	Intake Vac "Hg	14	14	14	14	14	13
	Gas Flow Fuel/Propane cfh	80	130	130	130	130	140
ATMOSPHERE/VAPORS/AIR	Fresh Air Flow cfm	24	30	30	30	30	28
	Extraction Well Flow MW-1 cfm	–	25	25	25	25	30
	Extraction Well Vac MW-1 "H_2O	–	15	15	15	15	18
	Influent Vapor Temp °F	–	64	64	64	64	64
	Air Temp °F	66	66	64	63	65	66
	Barometric Pressure 3600' "Hg	29.95	29.95	29.95	29.96	29.96	29.96
MONITOR WELL VACUUM	RW-1 "H_2O	.02	.10	.07	.08	.10	.12
	SVE-3 "H_2O	.03	.03	.05	.08	.09	.07
	SVE-1 "H_2O	.03	.03	.04	.08	.07	.06
	MW-1B "H_2O	(.55)	(.60)	(.60)	(.65)	(.60)	(.65)
	MW-2 "H_2O	.10	.26	.27	.30	.30	.26
	"H_2O						
	"H_2O	STATIC WELL DATA – NO SVE					
	"H_2O						
	"H_2O						
	"H_2O						
	"H_2O						
MANIFOLD	SVE On/Off	OFF	ON	ON	ON	ON	ON
	Air Injection Pressure psi	OFF	–	–	–	–	–
	Air Injection Flow cfm	OFF	–	–	–	–	–
	Samples				Influent Vapor		

( ) Indicates Well Pressure

TEST	Instrument	HORIBA	HORIBA	HORIBA			
	Time	0720	0825	0835			
VAPOR/INFLUENT	HC ppm	7510	6800				
	CO_2 %	12.14	11.82				
	CO %	0	0				
EMISSIONS	HC ppm			46			
	CO_2 %			10.02			
	CO %			.02			
	Air/Fuel Ratio %			26:1			

OPERATING DATA AND NOTES

DATE: 9/25/96 TEST NO: 4-AI Page No: 1

0605	Arrived at location - Connected SVE System to well MW-
	as the extraction well (EW) - Checked System - All OK
0615	Recorded DTPSH = 36.96' DTGW 38.68' - Installed
	well boot with AI hose @ 51' - Calibrated instruments
0620	Recorded static well data - All wells indicating voc X MW-1B
0630	START TEST 4-AI - Initial EW vacuum @ 15" H_2O, Flow
	at 20 cfm - Engine very rough due to low O_2, high CO_2
	Outer well MW-2 indicated slight response - Also, RW-1
0700	Recorded data - RW-1 and MW-1B may be problem wells - Other
	wells indicated slight increasing vacuum trend
0720	HORIBA DATA - Influent vapors - HC @ 7510 ppm, CO_2 @ 12.14%
	Contaminate is mostly black motor oil over water, some dwell gas
0730	Recorded data - All outer wells indicating slight vacuum increase
	RW-1 and MW-1B will not be referred to as outer wells
0800	Recorded data - Outer wells indicating slight increase in vacuum
0805	Increased EW vacuum to 18" H_2O, flow @ 30 cfm
0825	HORIBA DATA Influent vapors HC @ 6800 ppm, CO_2 @ 11.82%
0830	Recorded data - Outer wells on decline - No response to EW increase

AcuVac Remediation Inc.

OPERATING DATA - TEST # 4-AI PAGE # 2

ACUVAC SVE SYSTEM

Location: ROSWELL COMPRESSOR STATION - Roswell, NM Project Engr: SADLER / LUNDGREN

	Date:	9/25/96	-	-	-	-	-
	Parameters	Time 0900	Time 0930	Time 1000	Time 1030	Time 1130	Time 1200
		Hr Meter 868.8	Hr Meter 869.3	Hr Meter 869.8	Hr Meter 870.3	Hr Meter 871.3	Hr Meter 871.8
ENGINE/BLOWER	R.P.M.	2300	2300	2300	2300	2300	1200
	Oil Pressure psi	50	50	50	50	50	50
	Water Temp °F	170	170	170	170	170	160
	Volts	13.5	13.5	13.5	13.5	13.5	13.5
	Intake Vac "Hg	13	13	13	13	13	16
	Gas Flow Fuel/Propane cfh	140	140	140	140	145	90
ATMOSPHERE/VAPORS/AIR	Fresh Air Flow cfm	30	30	30	28	28	24
	Extraction Well Flow cfm	25	25	25	30	30	—
	Extraction Well Vac MW-1 "H_2O	18	14	15	18	18	—
	Influent Vapor Temp MW-1 °F	65	65	65	66	66	—
	Air Temp °F	68	71	76	72	76	80
	Barometric Pressure "Hg	29.96	29.96	29.96	29.95	29.91	29.90
MONITOR WELL VACUUM	RW-1 "H_2O	.08	.07	.07	.08	.08	(.20)
	SVE-3 "H_2O	.10	.09	.06	.07	.07	(.19)
	SVE-1 "H_2O	.10	.10	.06	.09	.08	(.11)
	MW-1B "H_2O	(.65)	(.75)	(.80)	(.90)	(1.25)	(1.40)
	MW-2 "H_2O	.21	.14	.07	(.27)	(.64)	(.88)
	"H_2O						
	"H_2O						
	"H_2O						
	"H_2O						
	"H_2O						
	"H_2O						
							STATIC WELL DATA - NO SVE ON AI
MANIFOLD	SVE On/Off	ON	ON	ON	ON	ON	OFF
	Air Injection Pressure psi	7.0	7.0	7.0	10	OFF	OFF
	Air Injection Flow cfm	5.5	5.5	5.5	7.0	OFF	OFF
	Samples	Influent Vapor			Influent Vapor		

( ) Indicates Well Pressure

TEST	Instrument	HORIBA	HORIBA	HORIBA	HORIBA		
	Time	0915	1010	1040	1125		
VAPOR/INFLUENT	HC ppm	5710	5460	4550	6360		
	CO_2 %	9.90	9.78	8.50	12.20		
	CO %	0	0	0	0		
EMISSIONS	HC ppm						
	CO_2 %						
	CO %						
	Air/Fuel Ratio %						

OPERATING DATA AND NOTES

DATE: 9/25/96 TEST NO: 4-AI Page No: 2

0845	STARTED AI - Flow @ 5 cfm, pressure @ 7.5 psi
	EW vacuum @ 18" H_2O, flow @ 25 cfm
0900	Recorded data - Outer wells indicating slight vacuum
	decrease to steady - AI pressure & flow steady
0915	HORIBA DATA - Influent vapors - HC = 5710 ppm, CO_2 @ 9.90%
0930	Recorded data - Outer wells mostly steady - EW vacuum
	decreased to 14" H_2O
1000	Recorded data - Outer wells on decreasing vacuum trend
	AI press and flow steady at 7.0 psi, 5.5 cfm
1010	HORIBA Data - Influent vapors - HC @ 5460 ppm, CO_2 @ 9.78% Lab sample 102
1015	Increased EW vacuum to 20" H_2O, flow @ 30 cfm - AI
	flow to 7.0 cfm, press to 10 psi
1030	Recorded data - Outer SVE wells steady - MW-2 recording press
1040	HORIBA DATA HC = 4550 ppm CO_2 = 8.50% Lab sample #1388 - SS canister #TW-103
1050	Discontinued AI
1125	HORIBA Data HC = 6360 ppm CO_2 = 12.20% - SVE ONLY NO AI
1130	Recorded data - Outer wells continue on decreasing trend - MW-2 big pressure
1200	Static well data - All wells indicating inc pressure - TEST 4-AI completed

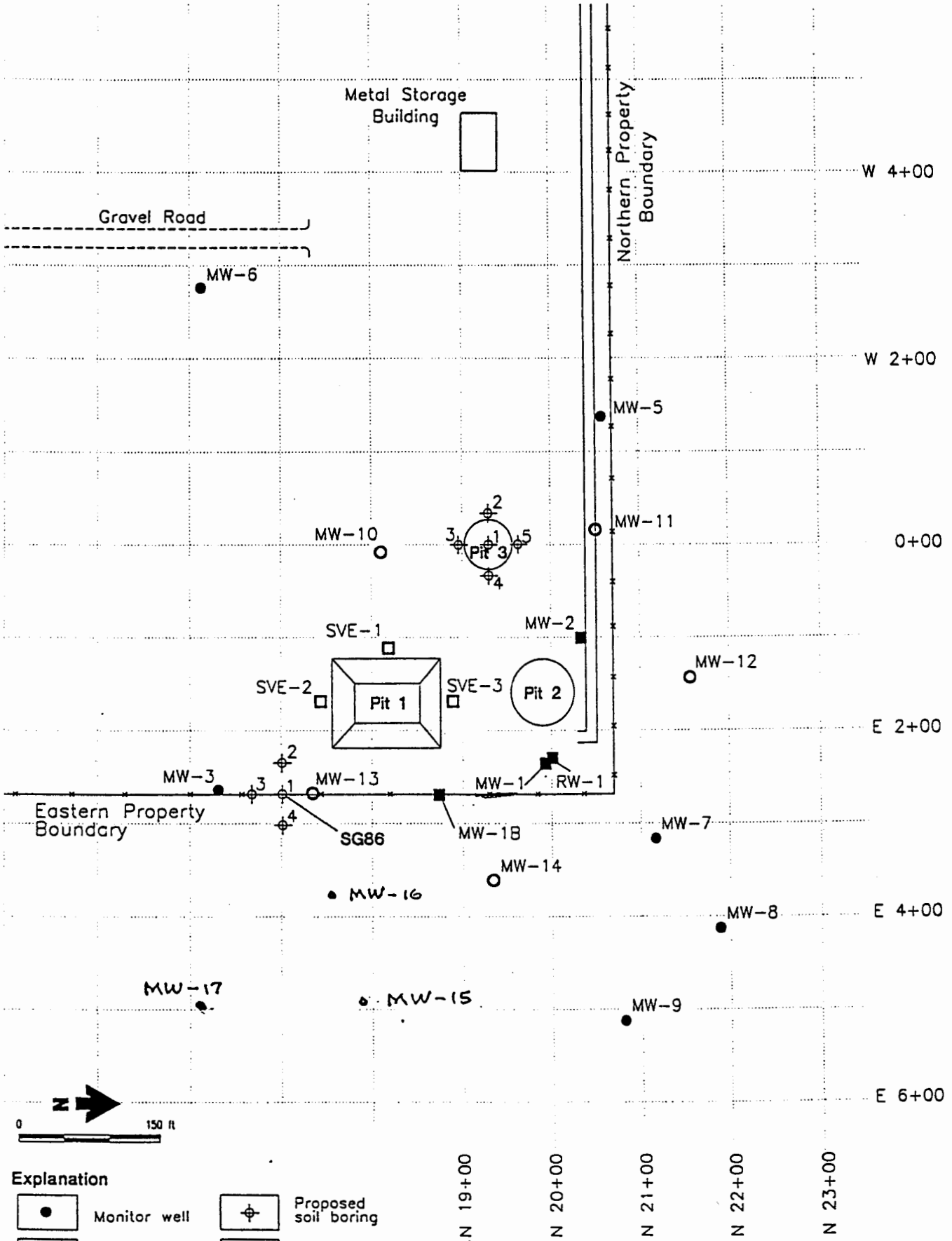

Explanation

- Monitor well
- Recovery well
- Fence
- Proposed soil boring
- Proposed soil boring/ SVE well
- Proposed shallow monitor well

ROSWELL COMPRESSOR STATION

Proposed Phase II Soil Boring and Monitor Well Locations

D:\4115\411508W.DWG

DANIEL B. STEPHENS & ASSOCIATES, INC.
12-19-95
JN 4115

Figure 3

CORE LABORATORIES

CORE LABORATORIES
A N A L Y T I C A L R E P O R T

Job Number: 964627
Prepared For:

DANIEL B. STEPHENS & ASSOCIATES
BOB MARLEY
6020 ACADEMY NE
ALBUQUERQUE, NM 87109

Date: 10/03/96

Signature M. Jean Waits

Date: 10/3/96

Name: M. Jean Waits

CORE LABORATORIES
P O BOX 34766
HOUSTON, TX 77234-4282

Title: Supervising Chemist

The analytical results, opinions or interpretations contained in this report are based upon information and material supplied by the client for whose exclusive and confidential use this report has been made. The analytical results, opinions or interpretations expressed represent the best judgment of Core Laboratories. Core Laboratories, however, makes no warranty or representation, express or implied, of any type, and expressly disclaims same as to the productivity, proper operations or profitableness of any oil, gas, coal or other mineral, property, well or sand in connection with which such report is used or relied upon for any reason whatsoever. This report shall not be reproduced, in whole or in part, without the written approval of Core Laboratories.

CORE LABORATORIES

LABORATORY TESTS RESULTS

10/03/96

JOB NUMBER: 964627 CUSTOMER: DANIEL B. STEPHENS & ASSOCIATES ATTN: BOB MARLEY

CLIENT I.D.....: 6033.2 Enron Roswell
DATE SAMPLED.....: 09/24/96
TIME SAMPLED.....: 12:20
WORK DESCRIPTION...: SVE-3

LABORATORY I.D...: 964627-0001
DATE RECEIVED....: 09/26/96
TIME RECEIVED....: 13:04
REMARKS.....:

TEST DESCRIPTION	FINAL RESULT	LIMITS/*DILUTION	UNITS OF MEASURE	TEST METHOD	DATE	TECHN
Extended Refinery Gas Analysis		*1		UOP 539, GPA 2286	10/03/96	AH
Hydrogen	<0.10	0.10	Mol %			
Oxygen	3.15	0.01	Mol %			
Nitrogen	80.21	0.01	Mol %			
Carbon Monoxide	<0.01	0.01	Mol %			
Carbon Dioxide	14.60	0.01	Mol %			
Hydrogen Sulfide	<0.01	0.01	Mol %			
Methane	0.76	0.01	Mol %			
Ethylene	<0.01	0.01	Mol %			
Ethane	<0.01	0.01	Mol %			
Propylene	<0.01	0.01	Mol %			
Propane	0.09	0.01	Mol %			
Isobutane	0.06	0.01	Mol %			
C4 Olefins	<0.01	0.01	Mol %			
n-Butane	0.22	0.01	Mol %			
Isopentane	0.16	0.01	Mol %			
n-Pentane	0.22	0.01	Mol %			
Hexanes Plus	0.53	0.01	Mol %			
Total	100.00	0.01	Mol %			
Relative Density	1.07145	0				
Gross Heating Value (Dry/Real)	62.4	0	BTU/CF 14.696			
---Analysis of Hexanes Plus	---------	0.001	Mol %			
Pentenes	<0.001	0.001	Mol %			
2,2-Dimethylbutane	0.006	0.001	Mol %			
2-Methyl Pentane	0.081	0.001	Mol %			
3-Methyl Pentane	0.053	0.001	Mol %			
n-Hexane	0.106	0.001	Mol %			
Hexenes	<0.001	0.001	Mol %			
Methylcyclopentane	0.043	0.001	Mol %			
Benzene	0.001	0.001	Mol %			
Cyclohexane	0.036	0.001	Mol %			
2-Methyl Hexane	0.017	0.001	Mol %			
3-Methylhexane	0.016	0.001	Mol %			
Dimethylcyclopentanes	0.016	0.001	Mol %			
n-Heptane	0.023	0.001	Mol %			
C7 Olefins	<0.001	0.001	Mol %			
Methylcyclohexane	0.027	0.001	Mol %			
Trimethylcyclopentanes	0.004	0.001	Mol %			
Toluene	0.002	0.001	Mol %			
2-Methylheptane	0.004	0.001	Mol %			
3-Methylheptane	0.004	0.001	Mol %			
Dimethylcyclohexanes	0.003	0.001	Mol %			
2,2,4 Trimethylpentane	<0.001	0.001	Mol %			
n-Octane	0.004	0.001	Mol %			

P O BOX 34766
HOUSTON, TX 77234-4282
(713) 943-9776

The analytical results, opinions or interpretations contained in this report are based upon information and material supplied by the client for whose exclusive and confidential use this report has been made. The analytical results, opinions or interpretations expressed represent the best judgment of Core Laboratories. Core Laboratories, however, makes no warranty or representation, express or implied, of any type, and expressly disclaims same as to the productivity, proper operations or profitableness of any oil, gas, coal or other mineral, property, well or sand in connection with which such report is used or relied upon for any reason whatsoever. This report shall not be reproduced, in whole or in part, without the written approval of Core Laboratories.

CORE LABORATORIES

LABORATORY TESTS RESULTS
10/03/96

JOB NUMBER: 964627 CUSTOMER: DANIEL B. STEPHENS & ASSOCIATES ATTN: BOB MARLEY

CLIENT I.D.....: 6033.2 Enron Roswell
DATE SAMPLED.....: 09/24/96
TIME SAMPLED.....: 12:20
WORK DESCRIPTION...: SVE-3

LABORATORY I.D...: 964627-0001
DATE RECEIVED....: 09/26/96
TIME RECEIVED....: 13:04
REMARKS.....:

TEST DESCRIPTION	FINAL RESULT	LIMITS/*DILUTION	UNITS OF MEASURE	TEST METHOD	DATE	TECHN
Ethyl Benzene	<0.001	0.001	Mol %			
Xylenes	0.002	0.001	Mol %			
C9 Paraffins	0.006	0.001	Mol %			
n-Nonane	0.002	0.001	Mol %			
Decanes Plus	0.074	0.001	Mol %			
Total	0.531	0.001	Mol %			

P O BOX 34766
HOUSTON, TX 77234-4282
(713) 943-9776

The analytical results, opinions or interpretations contained in this report are based upon information and material supplied by the client for whose exclusive and confidential use this report has been made. The analytical results, opinions or interpretations expressed represent the best judgment of Core Laboratories. Core Laboratories, however, makes no warranty or representation, express or implied, of any type, and expressly disclaims same as to the productivity, proper operations or profitableness of any oil, gas, coal or other mineral, property, well or sand in connection with which such report is used or relied upon for any reason whatsoever. This report shall not be reproduced, in whole or in part, without the written approval of Core Laboratories.

CORE LABORATORIES

LABORATORY TESTS RESULTS
10/03/96

JOB NUMBER: 964627 CUSTOMER: DANIEL B. STEPHENS & ASSOCIATES ATTN: BOB MARLEY

CLIENT I.D.....: 6033.2 Enron Roswell
DATE SAMPLED.....: 09/25/96
TIME SAMPLED.....: 10:40
WORK DESCRIPTION...: MW-1 SVE/AI

LABORATORY I.D...: 964627-0002
DATE RECEIVED....: 09/26/96
TIME RECEIVED....: 13:04
REMARKS.....:

TEST DESCRIPTION	FINAL RESULT	LIMITS/*DILUTION	UNITS OF MEASURE	TEST METHOD	DATE	TECHN
Extended Refinery Gas Analysis		*1		UOP 539, GPA 2286	10/03/96	AH
Hydrogen	<0.10	0.10	Mol %			
Oxygen	1.46	0.01	Mol %			
Nitrogen	85.01	0.01	Mol %			
Carbon Monoxide	<0.01	0.01	Mol %			
Carbon Dioxide	12.02	0.01	Mol %			
Hydrogen Sulfide	<0.01	0.01	Mol %			
Methane	0.08	0.01	Mol %			
Ethylene	<0.01	0.01	Mol %			
Ethane	<0.01	0.01	Mol %			
Propylene	<0.01	0.01	Mol %			
Propane	0.03	0.01	Mol %			
Isobutane	0.02	0.01	Mol %			
C4 Olefins	<0.01	0.01	Mol %			
n-Butane	0.08	0.01	Mol %			
Isopentane	0.08	0.01	Mol %			
n-Pentane	0.15	0.01	Mol %			
Hexanes Plus	1.07	0.01	Mol %			
Total	100.00	0.01	Mol %			
Relative Density	1.06690	0				
Gross Heating Value (Dry/Real)	71.9	0	BTU/CF 14.696			
---Analysis of Hexanes Plus	---------	0.001	Mol %			
Pentenes	<0.001	0.001	Mol %			
2,2-Dimethylbutane	0.003	0.001	Mol %			
2-Methyl Pentane	0.077	0.001	Mol %			
3-Methyl Pentane	0.051	0.001	Mol %			
n-Hexane	0.160	0.001	Mol %			
Hexenes	<0.001	0.001	Mol %			
Methylcyclopentane	0.052	0.001	Mol %			
Benzene	0.013	0.001	Mol %			
Cyclohexane	0.056	0.001	Mol %			
2-Methyl Hexane	0.047	0.001	Mol %			
3-Methylhexane	0.040	0.001	Mol %			
Dimethylcyclopentanes	0.034	0.001	Mol %			
n-Heptane	0.113	0.001	Mol %			
C7 Olefins	<0.001	0.001	Mol %			
Methylcyclohexane	0.096	0.001	Mol %			
Trimethylcyclopentanes	0.021	0.001	Mol %			
Toluene	0.029	0.001	Mol %			
2-Methylheptane	0.035	0.001	Mol %			
3-Methylheptane	0.030	0.001	Mol %			
Dimethylcyclohexanes	0.037	0.001	Mol %			
2,2,4 Trimethylpentane	<0.001	0.001	Mol %			
n-Octane	0.055	0.001	Mol %			

P O BOX 34766
HOUSTON, TX 77234-4282
(713) 943-9776

The analytical results, opinions or interpretations contained in this report are based upon information and material supplied by the client for whose exclusive and confidential use this report has been made. The analytical results, opinions or interpretations expressed represent the best judgment of Core Laboratories. Core Laboratories, however, makes no warranty or representation, express or implied, of any type, and expressly disclaims same as to the productivity, proper operations or profitableness of any oil, gas, coal or other mineral, property, well or sand in connection with which such report is used or relied upon for any reason whatsoever. This report shall not be reproduced, in whole or in part, without the written approval of Core Laboratories.

CORE LABORATORIES

LABORATORY TESTS RESULTS
10/03/96

JOB NUMBER: 964627 CUSTOMER: DANIEL B. STEPHENS & ASSOCIATES ATTN: BOB MARLEY

CLIENT I.D.....: 6033.2 Enron Roswell
DATE SAMPLED.....: 09/25/96
TIME SAMPLED.....: 10:40
WORK DESCRIPTION...: MW-1 SVE/AI

LABORATORY I.D...: 964627-0002
DATE RECEIVED....: 09/26/96
TIME RECEIVED....: 13:04
REMARKS.....:

TEST DESCRIPTION	FINAL RESULT	LIMITS/*DILUTION	UNITS OF MEASURE	TEST METHOD	DATE	TECHN
Ethyl Benzene	0.003	0.001	Mol %			
Xylenes	0.014	0.001	Mol %			
C9 Paraffins	0.034	0.001	Mol %			
n-Nonane	0.023	0.001	Mol %			
Decanes Plus	0.048	0.001	Mol %			
Total	1.073	0.001	Mol %			

P O BOX 34766
HOUSTON, TX 77234-4282
(713) 943-9776

The analytical results, opinions or interpretations contained in this report are based upon information and material supplied by the client for whose exclusive and confidential use this report has been made. The analytical results, opinions or interpretations expressed represent the best judgment of Core Laboratories. Core Laboratories, however, makes no warranty or representation, express or implied, of any type, and expressly disclaims same as to the productivity, proper operations or profitableness of any oil, gas, coal or other mineral, property, well or sand in connection with which such report is used or relied upon for any reason whatsoever. This report shall not be reproduced, in whole or in part, without the written approval of Core Laboratories.

Core Lab

~~Anal~~ ~~al~~Technologies, Inc., Albuquerque, NM

San Diego ▪ Phoenix ▪ Seattle ▪ Pensacola ▪ Ft. Collins ▪ Portland ▪ Albuquerque

CHAIN OF CUSTODY

DATE: 9-25-96 PAGE 1 OF 1

ATI LAB I.D.

PLEASE FILL THIS FORM IN COMPLETELY. SHADED AREAS ARE FOR LAB USE ONLY.

PROJECT MANAGER: Bob Marley

COMPANY: Daniel B. Stephens & Assoc.
ADDRESS: 6020 Academy NE Suite 100
Albuq. NM 87109
PHONE: (505) 822 9400
FAX: (505) 822 8877

BILL TO: George Robinson
COMPANY: c/o ENRON Enviro Affairs
ADDRESS: 1400 Smith St
Houston, TX 77002

ANALYSIS REQUEST

SAMPLE ID	DATE	TIME	MATRIX	LAB ID	Petroleum Hydrocarbons (418.1)	(MOD 8015) Gas/Diesel	Diesel/Gasoline/BTXE/MTBE (MOD 8015/8020)	BTXE/MTBE (8020)	Fixed & Extended Refinery Gas	BTEX	Chlorinated Hydrocarbons (601/8010)	Aromatic Hydrocarbons (602/8020)	SDWA Volatiles (502.1/503.1), 502.2 Reg. & Unreg.			Pesticides/PCB (608/8080)	Herbicides (615/8150)	Base/Neutral/Acid Compounds GC/MS (625/8270)	Volatile Organics GC/MS (624/8240)	Polynuclear Aromatics (610/8310)			SDWA Primary Standards - Arizona	SDWA Secondary Standards - Arizona	SDWA Primary Standards - Federal	SDWA Secondary Standards - Federal			The 13 Priority Pollutant Metals	RCRA Metals by Total Digestion	RCRA Metals by TCLP (1311)		NUMBER OF CONTAINERS
SVE-3	9/24/96	1220	Air						X	X																							
MW-1 SVE/AI	9/25/96	1040	Air																														

PROJECT INFORMATION		SAMPLE RECEIPT	
PROJ. NO.:	6033.2	NO. CONTAINERS	
PROJ. NAME:	ENRON - Roswell	CUSTODY SEALS	Y / N / NA
P.O. NO.:		RECEIVED INTACT	
SHIPPED VIA:	Fed X	RECEIVED COLD	

PRIOR AUTHORIZATION IS REQUIRED FOR RUSH PROJECTS

(RUSH) ☐ 24hr ☐ 48hr ☐ 72hr ☐ 1 WEEK (NORMAL) ☐ 2 WEEK

Comments:

SAMPLED & RELINQUISHED BY: 1.		RELINQUISHED BY: 2.		RELINQUISHED BY: 3.	
Signature: Bob Marley	Time: 1700	Signature:	Time:	Signature:	Time:
Printed Name: Bob Marley	Date: 9/25/96	Printed Name:	Date:	Printed Name:	Date:
Company: DBS&A	Phone: 505 822 9400	Company:		Company:	

RECEIVED BY: 1.		RECEIVED BY: 2.		RECEIVED BY: (LAB) 3.	
Signature:	Time:	Signature:	Time:	Signature:	Time: 1050
Printed Name:	Date:	Printed Name:	Date:	Printed Name: Roy Barnhill	Date: 9-26-96
Company:		Company:		Analytical Technologies, Inc.	

DANIEL B. STEPHENS & ASSOCIATES, INC.
ENVIRONMENTAL SCIENTISTS AND ENGINEERS

Phase II Soil and Ground-Water Assessment for Roswell Compressor Station Surface Impoundments

Volume II: Analytical Laboratory Reports

Prepared for
ENRON Environmental Affairs
Houston, Texas

December 2, 1996

6020 ACADEMY NE • SUITE 100 • ALBUQUERQUE, NM 87109 • (505) 822-9400

DANIEL B. STEPHENS & ASSOCIATES, INC.

ENVIRONMENTAL SCIENTISTS AND ENGINEERS

Index of Analytical Reports

Core Laboratories Job Number	Report Date	Sample Matrix		Date(s) Collected	Well/Boring Number(s)
		Ground Water	Soil		
962501	10/01/96	•		09/10/96	MW-6
		•		09/10/96	MW-3
		•		09/10/96	MW-5
		•		09/11/96	MW-9
		•		09/11/96	MW-8
962511	10/01/96		•	09/10/96	MW-10
			•	09/10/96	MW-14
			•	09/11/96	MW-12
962537	10/10/96		•	09/13/96	MW-13
962585	10/14/96		•	09/16/96	SVE-3
			•	09/16/96	MW-11
			•	09/17/96	SVE-2
			•	09/18/96	MW-16
			•	09/18/96	Pit 3-2
962614	10/14/96		•	09/18/96	Pit 3-5
			•	09/19/96	Pit 3-3
			•	09/19/96	MW-15
962637	10/14/96		•	09/22/96	Pit 3-1
			•	09/22/96	Pit 3-4
962638	10/14/96		•	09/20-21/96	SVE-1
			•	09/21/96	MW-17
			•	09/22/96	SG86-3
962612	10/16/96	•		09/19/96	MW-11
		•		09/19/96	MW-13
962613	10/16/96	•		09/19/96	MW-10
962675	10/16/96	•		09/25/96	MW-15
		•		09/25/96	MW-99
			•	09/24/96	SG86-1
			•	09/24/96	SG86-2
			•	09/24/96	SG86-4
			•	09/25/96	MW-18
962584	10/18/96	•		09/17/96	MW-12
		•		09/17-18/96	MW-07

Index of Analytical Reports

Core Laboratories Job Number	Report Date	Sample Matrix		Date(s) Collected	Well/Boring Number(s)
		Ground Water	Soil		
962677	10/18/96	•		09/24/96	MW-14
		•		09/24/96	MW-17
962701	10/21/96		•	09/26/96	MW-19
		•		09/27/96	MW-19
Additional Analyses					
962612	11/14/96	•		09/19/96	MW-11
		•		09/19/96	MW-13
962613	11/14/96	•		09/19/96	MW-10
962584	11/18/96	•		09/17/96	MW-12
		•		09/17-18/96	MW-07
962585	11/18/96		•	09/16/96	SVE-3
			•	09/16/96	MW-11
			•	09/17/96	SVE-2
			•	09/18/96	MW-16
			•	09/18/96	Pit 3-2
962614	11/18/96		•	09/18/96	Pit 3-5
			•	09/19/96	Pit 3-3
			•	09/19/96	MW-15
962638	11/18/96		•	09/20-21/96	SVE-1
			•	09/21/96	MW-17
			•	09/22/96	SG86-3
962637	11/18/96		•	09/22/96	Pit 3-1
			•	09/22/96	Pit 3-4
962677	11/18/96	•		09/24/96	MW-14
		•		09/24/96	MW-17
962675	11/18/96	•		09/25/96	MW-15
		•		09/25/96	MW-99
			•	09/24/96	SG86-1
			•	09/24/96	SG86-2
			•	09/24/96	SG86-4
			•	09/25/96	MW-18
962701	11/18/96		•	09/26/96	MW-19
		•		09/27/96	MW-19

Job Number 962501
October 1, 1996

CORE LABORATORIES

ANALYTICAL REPORT

JOB NUMBER: 962501

Prepared For:

Daniel B. Stephens & Associates
6020 Academy NE
Suite 100
Albuquerque, NM 87109

Attention: Bob Marley

Date: 10/01/96

Don Morris
Signature

October 1, 1996
Date

Name: Don L. Morris

Title: Project Manager

CORE LABORATORIES, INC.
10703 East Bethany Drive
Aurora, CO 80014

PHONE: (303) 751-1780
FAX: (303) 751-1784

The analytical results, opinions or interpretations contained in this report are based upon information and material supplied by the client for whose exclusive and confidential use this report has been made. The analytical results, opinions or interpretations expressed represent the best judgment of Core Laboratories. Core Laboratories, however, makes no warranty or representation, express or implied, of any type, and expressly disclaims same as to the productivity, proper operations or profitableness of any oil, gas, coal or other mineral, property, well or sand in connection with which such report is used or relied upon for any reason whatsoever. This report shall not be reproduced, in whole or in part, without the written approval of Core Laboratories

CORELAB

CORE LABORATORIES, INC.

For 2 Coolers

No. 77446

CHAIN OF CUSTODY RECORD

CUSTOMER INFORMATION	PROJECT INFORMATION
COMPANY: Daniel B. Stephens & Assoc.	PROJECT NAME/NUMBER: ETYRON - Roswell / 6033.2
SEND REPORT TO: Bob Marley	BILLING INFORMATION
ADDRESS: 6020 Academy NE Suite 100 Albuquerque, NM 87109	BILL TO: George Robinson ADDRESS: ETYRON Corp 1400 Smith St, Houston, Tx
PHONE: 505 822 9400	PHONE: 713 646 7327
FAX: 505 822 8877	FAX: PO NO.:

LAB JOB NO. 962501

SAMPLE NO.	SAMPLE DESCRIPTION	SAMPLE DATE	SAMPLE TIME	SAMPLE MATRIX	CONTAINER	PRESERV.	NUMBER OF CONTAINERS	8240	8270	8080 PCBs only	total metals (As, Ba, Cd, Cr, Hg, Se, Pb, Ag, Zn, Mg, K, Na)	Cl, SO_4, T-Alk	NO_2/NO_3	TDS	REMARKS / PRECAUTIONS
1	MW-6	9/10/96	1345	Water	Various		9	X	X	X	X	X	X	X	TDS samples to be
2	MW-3	9/10/96	1600	Water	"	"	9	X	X	X	X	X	X	X	filtered by Lab
3	MW-5	9/10/96	1820	Water	"	"	9	X	X	X	X	X	X	X	
4	MW-9	9/11/96	1045	Water	"	"	9	X	X	X	X	X	X	X	
5	MW-8	9/11/96	1325	Water	"	"	9	X	X	X	X	X	X	X	

SAMPLER: Bob Marley

SHIPMENT METHOD: Fed X

AIR FedEx 918 8006 457 CUSTOMER PACKAGE TRACKING NUMBER - PULL UP PURPLE TAB 45 5.1°C

FedEx 918 8006 466 CUSTOMER PACKAGE TRACKING NUMBER - PULL UP PURPLE TAB 34 2.1°C

REQUIRED TURNAROUND:* ☐ SAME DAY ☐ 24 HOURS ☐ 48 HOURS ☐ 72 HOURS ☐ 5 DAYS ☐ 10 DAYS ☒ ROUTINE OTHER

1. RELINQUISHED BY:	DATE	2. RELINQUISHED BY:	DATE	3. RELINQUISHED BY:	DATE
SIGNATURE: B. Marley	9/11/96	SIGNATURE:		SIGNATURE:	
PRINTED NAME/COMPANY: Bob Marley DBS&A	TIME 1715	PRINTED NAME/COMPANY:	TIME	PRINTED NAME/COMPANY:	TIME
1. RECEIVED BY:	DATE	2. RECEIVED BY:	DATE	3. RECEIVED BY:	DATE
SIGNATURE: Michelle Weatherford	9/12/96	SIGNATURE:		SIGNATURE:	
PRINTED NAME/COMPANY: CORE	TIME 0945	PRINTED NAME/COMPANY:	TIME	PRINTED NAME/COMPANY:	TIME

* RUSH TURNAROUND MAY REQUIRE SURCHARGE

☐ Anaheim, CA 1250 E. Gene Autry Way Anaheim, CA 92805 (714) 937-1094 Fax (714) 937-1170

☐ Aurora, CO 10703 E. Bethany Drive Aurora, CO 80014 (303) 751-1780 Fax (303) 751-1784

☐ Casper, WY 420 W. First Street Casper, WY 82601 (307) 235-5741 Fax (307) 266-1676

☐ Corpus Christi, TX 1733 N. Padre Island Drive Corpus Christi, TX 78408 (512) 289-2673 Fax (512) 289-2471

☐ Edison, NJ 284 Raritan Center Parkway Edison, NJ 08837 (908) 225-6700 Fax (908) 225-6777

☐ Houston, TX (Env) 6310 Rothway Drive Houston, TX 77040 (713) 690-4444 Fax (713) 690-5646

☐ Houston, TX (Pet) 8210 Mosley Road Houston, TX 77075 (713) 943-9776 Fax (713) 943-3846

☐ Indianapolis, IN 7726 Moller Road Indianapolis, IN 46268 (317) 875-5894 Fax (317) 872-6189

☐ Lake Charles, LA 3645 Beglis Parkway Sulphur, LA 70663 (318) 583-4926 Fax (318) 583-4929

☐ Long Beach, CA 3700 Cherry Avenue Long Beach, CA 90807 (310) 595-8401 Fax (310) 427-5174

☐ Tampa, FL 5460 Beaumont Center Blvd. Tampa, FL 33634 (813)884-8268 Fax (813) 885-4938

☐ Valparaiso, IN 2400 Cumberland Drive Valparaiso, IN 46383 (219) 464-2389 Fax (219) 462-2953

ORIGINAL

CORE LABORATORIES

SAMPLE INFORMATION
Date: 10/01/96

Job Number.: 962501
Customer ..: Daniel B. Stephens & Associates
Attn.....: Bob Marley

Project Number.....: 96000156
Customer Project ID....: 6033.2 ENRON/ROSWELL
Project Description....: DB Stevens/Enron

Laboratory Sample ID	Customer Sample ID	Sample Matrix	Date Sampled	Time Sampled	Date Received	Time Received
962501-1	MW-6	Water	09/10/96	13:45	09/12/96	09:45
962501-2	MW-3	Water	09/10/96	16:00	09/12/96	09:45
962501-3	MW-5	Water	09/10/96	18:20	09/12/96	09:45
962501-4	MW-9	Water	09/11/96	10:45	09/12/96	09:45
962501-5	MW-8	Water	09/11/96	13:25	09/12/96	09:45

The analytical results, opinions or interpretations contained in this report are based upon information and material supplied by the client for whose exclusive and confidential use this report has been made. The analytical results, opinions or interpretations expressed represent the best judgment of Core Laboratories. Core Laboratories, however, makes no warranty or representation, express or implied, of any type, and expressly disclaims same as to the productivity, proper operations or profitableness of any oil, gas, coal or other mineral property, well or sand in connection with which such report is used or relied upon for any reason whatsoever. This report shall not be reproduced, in whole or in part, without the written approval of Core Laboratories.

CORE LABORATORIES

LABORATORY TEST RESULTS

Job Number: 962501 Date: 10/01/96

CUSTOMER: Daniel B. Stephens & Associates PROJECT: 6033.2 ENRON/ROSWELL ATTN: Bob Marley

Customer Sample ID: MW-6
Date Sampled.....: 09/10/96
Time Sampled.....: 13:45
Sample Matrix.....: Water

Laboratory Sample ID: 962501-1
Date Received.....: 09/12/96
Time Received.....: 09:45

TEST METHOD	PARAMETER/TEST DESCRIPTION	SAMPLE RESULT	REPORTING LIMIT	UNITS	DATE	TECH
EPA 310.1	Alkalinity, Total as CaCO3, Unfilt.	99	5	mg/L CaCO3	09/23/96	pjm
EPA 325.2	Chloride, Unfilt.	333	2	mg/L	09/24/96	dme
EPA 353.2	Nitrate + Nitrite as N, Unfilt.	0.98	0.05	mg/L	09/26/96	sgm
EPA 160.1	Solids, Total Dissolved (TDS), Filt.	3040	10	mg/L	09/17/96	sgm
EPA 375.2	Sulfate (SO4), Unfilt.	1490	170	mg/L	09/18/96	sgm
SW-846 3010	Acid Digestion, Total Metals, Total	Complete			09/18/96	lmt
SW-846 6010A	Arsenic (As), Total	<0.05	0.05	mg/L	09/19/96	smh
SW-846 6010A	Barium (Ba), Total	0.01	0.01	mg/L	09/19/96	smh
SW-846 6010A	Cadmium (Cd), Total	<0.005	0.005	mg/L	09/19/96	smh
SW-846 6010A	Calcium (Ca), Total	488	0.1	mg/L	09/19/96	smh
SW-846 6010A	Chromium (Cr), Total	<0.01	0.01	mg/L	09/19/96	smh
SW-846 6010A	Copper (Cu), Total	<0.01	0.01	mg/L	09/19/96	smh
SW-846 6010A	Lead (Pb), Total	0.004	0.003	mg/L	09/27/96	smh
SW-846 6010A	Magnesium (Mg), Total	154	0.1	mg/L	09/19/96	smh
SW-846 7470	Mercury (Hg), Total	<0.0002	0.0002	mg/L	09/24/96	lmt
SW-846 6010A	Potassium (K), Total	19	5	mg/L	09/19/96	smh
SW-846 6010A	Selenium (Se), Total	<0.01	0.01	mg/L	09/27/96	smh
SW-846 6010A	Silver (Ag), Total	<0.01	0.01	mg/L	09/19/96	smh
SW-846 6010A	Sodium (Na), Total	182	1	mg/L	09/19/96	smh
SW-846 6010A	Zinc (Zn), Total	<0.01	0.01	mg/L	09/27/96	smh
SW-846 3510B	Extraction (Sep. Funnel) PCBs Separatory Funnel Liq/Liq Extraction	Complete			09/16/96	jbd
SW-846 8080	PCB Analysis					
	Aroclor 1016	ND	0.5	ug/L	09/20/96	smc
	Aroclor 1221	ND	0.5	ug/L	09/20/96	smc
	Aroclor 1232	ND	0.5	ug/L	09/20/96	smc
	Aroclor 1242	ND	0.5	ug/L	09/20/96	smc

The analytical results, opinions or interpretations contained in this report are based upon information and material supplied by the client for whose exclusive and confidential use this report has been made. The analytical results, opinions or interpretations expressed represent the best judgment of Core Laboratories. Core Laboratories, however, makes no warranty or representation, express or implied, of any type, and expressly disclaims same as to the productivity, proper operations or profitableness of any oil, gas, water or other mineral, property, well or sand in connection with which such report is used or relied upon for any reason whatsoever. This report shall not be reproduced, in whole or in part, without the written approval of Core Laboratories.

CORE LABORATORIES

LABORATORY TEST RESULTS

Job Number: 962501 Date: 10/01/96

CUSTOMER: Daniel B. Stephens & Associates PROJECT: 6033.2 ENRON/ROSWELL ATTN: Bob Marley

Customer Sample ID: MW-6
Date Sampled.....: 09/10/96
Time Sampled.....: 13:45
Sample Matrix.....: Water

Laboratory Sample ID: 962501-1
Date Received.....: 09/12/96
Time Received.....: 09:45

TEST METHOD	PARAMETER/TEST DESCRIPTION	SAMPLE RESULT	REPORTING LIMIT	UNITS	DATE	TECH
	Aroclor 1248	ND	0.5	ug/L	09/20/96	smc
	Aroclor 1254	ND	0.5	ug/L	09/20/96	smc
	Aroclor 1260	ND	0.5	ug/L	09/20/96	smc
	Aroclor 1262	ND	0.5	ug/L	09/20/96	smc
	Aroclor 1268	ND	0.5	ug/L	09/20/96	smc
SW-846 3510B	Extraction (Sep. Funnel) SVOC					
	Separatory Funnel Liq/Liq Extraction	Complete			09/16/96	jbd
SW-846 8270	Semivolatile Organics					
	Acenaphthene	ND	10.	ug/L	09/22/96	mla
	Acenaphthylene	ND	10.	ug/L	09/22/96	mla
	Anthracene	ND	10.	ug/L	09/22/96	mla
	Benzidine	ND	50.	ug/L	09/22/96	mla
	Benzo(a)anthracene	ND	10.	ug/L	09/22/96	mla
	Benzo(b)fluoranthene	ND	10.	ug/L	09/22/96	mla
	Benzo(k)fluoranthene	ND	10.	ug/L	09/22/96	mla
	Benzo(ghi)perylene	ND	10.	ug/L	09/22/96	mla
	Benzo(a)pyrene	ND	10.	ug/L	09/22/96	mla
	Benzyl alcohol	ND	20.	ug/L	09/22/96	mla
	Butyl benzyl phthalate	ND	10.	ug/L	09/22/96	mla
	Bis(2-chloroethoxy)methane	ND	10.	ug/L	09/22/96	mla
	Bis(2-chloroethyl)ether	ND	10.	ug/L	09/22/96	mla
	Bis(2-chloroisopropyl)ether	ND	10.	ug/L	09/22/96	mla
	Bis(2-ethylhexyl)phthalate	ND	10.	ug/L	09/22/96	mla
	4-Bromophenyl phenyl ether	ND	10.	ug/L	09/22/96	mla
	4-Chloroaniline	ND	10.	ug/L	09/22/96	mla
	2-Chloronaphthalene	ND	10.	ug/L	09/22/96	mla
	4-Chlorophenyl phenyl ether	ND	10.	ug/L	09/22/96	mla
	Chrysene	ND	10.	ug/L	09/22/96	mla
	Dibenzo(a,h)anthracene	ND	10.	ug/L	09/22/96	mla
	Dibenzofuran	ND	10.	ug/L	09/22/96	mla
	1,2-Dichlorobenzene	ND	10.	ug/L	09/22/96	mla
	1,3-Dichlorobenzene	ND	10.	ug/L	09/22/96	mla
	1,4-Dichlorobenzene	ND	10.	ug/L	09/22/96	mla
	3,3-Dichlorobenzidine	ND	20.	ug/L	09/22/96	mla
	Diethyl phthalate	ND	10.	ug/L	09/22/96	mla
	Dimethyl phthalate	ND	10.	ug/L	09/22/96	mla
	Di-n-butyl phthalate	ND	10.	ug/L	09/22/96	mla
	Di-n-octyl phthalate	ND	10.	ug/L	09/22/96	mla
	2,4-Dinitrotoluene	ND	10.	ug/L	09/22/96	mla
	2,6-Dinitrotoluene	ND	10.	ug/L	09/22/96	mla
	Fluoranthene	ND	10.	ug/L	09/22/96	mla
	Fluorene	ND	10.	ug/L	09/22/96	mla
	Hexachlorobenzene	ND	10.	ug/L	09/22/96	mla
	Hexachlorobutadiene	ND	10.	ug/L	09/22/96	mla
	Hexachlorocyclopentadiene	ND	10.	ug/L	09/22/96	mla
	Hexachloroethane	ND	10.	ug/L	09/22/96	mla
	Indeno(1,2,3-cd)pyrene	ND	10.	ug/L	09/22/96	mla

The analytical results, opinions or interpretations contained in this report are based upon information and material supplied by the client for whose exclusive and confidential use this report has been made. The analytical results, opinions or interpretations expressed represent the best judgment of Core Laboratories. Core Laboratories, however, makes no warranty or representation, express or implied, of any type, and expressly disclaims same as to the productivity, proper operations or profitableness of any oil, gas, rock or other mineral property, well or sand, in connection with which such report is used or relied upon for any reason whatsoever. This report shall not be reproduced, in whole or in part, without the written approval of Core Laboratories.

CORE LABORATORIES

LABORATORY TEST RESULTS

Job Number: 962501 Date: 10/01/96

CUSTOMER: Daniel B. Stephens & Associates PROJECT: 6033.2 ENRON/ROSWELL ATTN: Bob Marley

Customer Sample ID: MW-6
Date Sampled.....: 09/10/96
Time Sampled.....: 13:45
Sample Matrix.....: Water

Laboratory Sample ID: 962501-1
Date Received.....: 09/12/96
Time Received.....: 09:45

TEST METHOD	PARAMETER/TEST DESCRIPTION	SAMPLE RESULT	REPORTING LIMIT	UNITS	DATE	TECH
	Isophorone	ND	10.	ug/L	09/22/96	mla
	2-Methylnaphthalene	ND	10.	ug/L	09/22/96	mla
	Naphthalene	ND	10.	ug/L	09/22/96	mla
	o-Nitroaniline	ND	50.	ug/L	09/22/96	mla
	m-Nitroaniline	ND	50.	ug/L	09/22/96	mla
	p-Nitroaniline	ND	50.	ug/L	09/22/96	mla
	Nitrobenzene	ND	10.	ug/L	09/22/96	mla
	n-Nitrosodi-n-propylamine	ND	10.	ug/L	09/22/96	mla
	n-Nitrosodiphenylamine	ND	10.	ug/L	09/22/96	mla
	Phenanthrene	ND	10.	ug/L	09/22/96	mla
	Pyrene	ND	10.	ug/L	09/22/96	mla
	1,2,4-Trichlorobenzene	ND	10.	ug/L	09/22/96	mla
	Benzoic acid	ND	50.	ug/L	09/22/96	mla
	4-Chloro-3-methylphenol	ND	10.	ug/L	09/22/96	mla
	2-Chlorophenol	ND	10.	ug/L	09/22/96	mla
	2,4-Dichlorophenol	ND	10.	ug/L	09/22/96	mla
	2,4-Dimethylphenol	ND	10.	ug/L	09/22/96	mla
	2,4-Dinitrophenol	ND	50.	ug/L	09/22/96	mla
	2-Methyl-4,6-dinitrophenol	ND	50.	ug/L	09/22/96	mla
	2-Methylphenol (o-cresol)	ND	10.	ug/L	09/22/96	mla
	4-Methylphenol (p-cresol)	ND	10.	ug/L	09/22/96	mla
	2-Nitrophenol	ND	10.	ug/L	09/22/96	mla
	4-Nitrophenol	ND	50.	ug/L	09/22/96	mla
	Pentachlorophenol	ND	50.	ug/L	09/22/96	mla
	Phenol	ND	10.	ug/L	09/22/96	mla
	2,4,5-Trichlorophenol	ND	10.	ug/L	09/22/96	mla
	2,4,6-Trichlorophenol	ND	10.	ug/L	09/22/96	mla
SW-846 8240	Volatile Organics					
	Acetone	ND	100.	ug/L	09/17/96	tdw
	Benzene	ND	1.	ug/L	09/17/96	tdw
	Bromodichloromethane	ND	5.	ug/L	09/17/96	tdw
	Bromoform	ND	5.	ug/L	09/17/96	tdw
	Bromomethane	ND	10.	ug/L	09/17/96	tdw
	Methyl ethyl ketone (2-Butanone)	ND	100.	ug/L	09/17/96	tdw
	Carbon disulfide	ND	5.	ug/L	09/17/96	tdw
	Carbon tetrachloride	ND	5.	ug/L	09/17/96	tdw
	Chlorobenzene	ND	5.	ug/L	09/17/96	tdw
	Chloroethane	ND	10.	ug/L	09/17/96	tdw
	2-Chloroethylvinyl ether	ND	10.	ug/L	09/17/96	tdw
	Chloroform	ND	5.	ug/L	09/17/96	tdw
	Chloromethane	ND	10.	ug/L	09/17/96	tdw
	Dibromochloromethane	ND	5.	ug/L	09/17/96	tdw
	1,1-Dichloroethane	ND	5.	ug/L	09/17/96	tdw
	1,2-Dichloroethane	ND	5.	ug/L	09/17/96	tdw
	1,1-Dichloroethene	ND	5.	ug/L	09/17/96	tdw
	trans-1,2-Dichloroethene	ND	5.	ug/L	09/17/96	tdw
	1,2-Dichloropropane	ND	5.	ug/L	09/17/96	tdw
	cis-1,3-Dichloropropene	ND	5.	ug/L	09/17/96	tdw

The analytical results, opinions or interpretations contained in this report are based upon information and material supplied by the client for whose exclusive and confidential use this report has been made. The analytical results, opinions or interpretations expressed represent the best judgment of Core Laboratories. Core Laboratories, however, makes no warranty or representation, express or implied, of any type, and expressly disclaims same as to the productivity, proper operations or profitableness of any oil, gas, coal, or other mineral property, well or sand in connection with which such report is used or relied upon for any reason whatsoever. This report shall not be reproduced, in whole or in part, without the written approval of Core Laboratories.

CORE LABORATORIES

LABORATORY TEST RESULTS

Job Number: 962501 Date: 10/01/96

CUSTOMER: Daniel B. Stephens & Associates PROJECT: 6033.2 ENRON/ROSWELL ATTN: Bob Marley

Customer Sample ID: MW-6
Date Sampled.....: 09/10/96
Time Sampled.....: 13:45
Sample Matrix.....: Water

Laboratory Sample ID: 962501-1
Date Received.....: 09/12/96
Time Received.....: 09:45

TEST METHOD	PARAMETER/TEST DESCRIPTION	SAMPLE RESULT	REPORTING LIMIT	UNITS	DATE	TECH
	trans-1,3-Dichloropropene	ND	5.	ug/L	09/17/96	tdw
	Ethylbenzene	ND	5.	ug/L	09/17/96	tdw
	2-Hexanone	ND	50.	ug/L	09/17/96	tdw
	Methylene chloride	ND	5.	ug/L	09/17/96	tdw
	4-Methyl-2-pentanone (MIBK)	ND	50.	ug/L	09/17/96	tdw
	Styrene	ND	5.	ug/L	09/17/96	tdw
	1,1,2,2-Tetrachloroethane	ND	5.	ug/L	09/17/96	tdw
	Tetrachloroethene	ND	5.	ug/L	09/17/96	tdw
	Toluene	ND	5.	ug/L	09/17/96	tdw
	1,1,1-Trichloroethane	ND	5.	ug/L	09/17/96	tdw
	1,1,2-Trichloroethane	ND	5.	ug/L	09/17/96	tdw
	Trichloroethene	ND	5.	ug/L	09/17/96	tdw
	Vinyl acetate	ND	50.	ug/L	09/17/96	tdw
	Vinyl chloride	ND	10.	ug/L	09/17/96	tdw
	Xylenes (total)	ND	5.	ug/L	09/17/96	tdw

The analytical results, opinions or interpretations contained in this report are based upon information and material supplied by the client for whose exclusive and confidential use this report has been made. The analytical results, opinions or interpretations expressed represent the best judgment of Core Laboratories. Core Laboratories, however, makes no warranty or representation, express or implied, of any type, and expressly disclaims same as to the productivity, proper operations or profitableness of any oil, gas, coal or other mineral property, well or sand in connection with which such report is used or relied upon for any reason whatsoever. This report shall not be reproduced, in whole or in part, without the written approval of Core Laboratories.

CORE LABORATORIES

LABORATORY TEST RESULTS

Job Number: 962501 Date: 10/01/96

CUSTOMER: Daniel B. Stephens & Associates PROJECT: 6033.2 ENRON/ROSWELL ATTN: Bob Marley

Customer Sample ID: MW-3
Date Sampled.....: 09/10/96
Time Sampled.....: 16:00
Sample Matrix.....: Water

Laboratory Sample ID: 962501-2
Date Received.....: 09/12/96
Time Received.....: 09:45

TEST METHOD	PARAMETER/TEST DESCRIPTION	SAMPLE RESULT	REPORTING LIMIT	UNITS	DATE	TECH
EPA 310.1	Alkalinity, Total as CaCO3, Unfilt.	115	5	mg/L CaCO3	09/23/96	pjm
EPA 325.2	Chloride, Unfilt.	385	2	mg/L	09/24/96	dme
EPA 353.2	Nitrate + Nitrite as N, Unfilt.	0.96	0.05	mg/L	09/26/96	sgm
EPA 160.1	Solids, Total Dissolved (TDS), Filt.	3530	10	mg/L	09/17/96	sgm
EPA 375.2	Sulfate (SO4), Unfilt.	1800	200	mg/L	09/18/96	sgm
SW-846 3010	Acid Digestion, Total Metals, Total	Complete			09/18/96	lmt
SW-846 6010A	Arsenic (As), Total	<0.05	0.05	mg/L	09/19/96	smh
SW-846 6010A	Barium (Ba), Total	0.02	0.01	mg/L	09/19/96	smh
SW-846 6010A	Cadmium (Cd), Total	<0.005	0.005	mg/L	09/19/96	smh
SW-846 6010A	Calcium (Ca), Total	635	0.5	mg/L	09/19/96	smh
SW-846 6010A	Chromium (Cr), Total	<0.01	0.01	mg/L	09/19/96	smh
SW-846 6010A	Copper (Cu), Total	<0.01	0.01	mg/L	09/19/96	smh
SW-846 6010A	Lead (Pb), Total	<0.003	0.003	mg/L	09/27/96	smh
SW-846 6010A	Magnesium (Mg), Total	144	0.5	mg/L	09/19/96	smh
SW-846 7470	Mercury (Hg), Total	<0.0002	0.0002	mg/L	09/24/96	lmt
SW-846 6010A	Potassium (K), Total	20	5	mg/L	09/19/96	smh
SW-846 6010A	Selenium (Se), Total	<0.01	0.01	mg/L	09/27/96	smh
SW-846 6010A	Silver (Ag), Total	<0.01	0.01	mg/L	09/19/96	smh
SW-846 6010A	Sodium (Na), Total	229	5	mg/L	09/19/96	smh
SW-846 6010A	Zinc (Zn), Total	<0.01	0.01	mg/L	09/27/96	smh
SW-846 3510B	Extraction (Sep. Funnel) PCBs					
	Separatory Funnel Liq/Liq Extraction	Complete			09/16/96	jbd
SW-846 8080	PCB Analysis					
	Aroclor 1016	ND	0.5	ug/L	09/20/96	smc
	Aroclor 1221	ND	0.5	ug/L	09/20/96	smc
	Aroclor 1232	ND	0.5	ug/L	09/20/96	smc
	Aroclor 1242	ND	0.5	ug/L	09/20/96	smc

The analytical results, opinions or interpretations contained in this report are based upon information and material supplied by the client for whose exclusive and confidential use this report has been made. The analytical results, opinions or interpretations expressed represent the best judgment of Core Laboratories. Core Laboratories, however, makes no warranty or representation, express or implied, of any type, and expressly disclaims same as to the productivity, proper operations or profitableness of any oil, gas, coal or other mineral property, well or sand in connection with which such report is used or relied upon for any reason whatsoever. This report shall not be reproduced, in whole or in part, without the written approval of Core Laboratories.

CORE LABORATORIES

LABORATORY TEST RESULTS

Job Number: 962501 Date: 10/01/96

CUSTOMER: Daniel B. Stephens & Associates PROJECT: 6033.2 ENRON/ROSWELL ATTN: Bob Marley

Customer Sample ID: MW-3
Date Sampled.....: 09/10/96
Time Sampled.....: 16:00
Sample Matrix.....: Water

Laboratory Sample ID: 962501-2
Date Received.....: 09/12/96
Time Received.....: 09:45

TEST METHOD	PARAMETER/TEST DESCRIPTION	SAMPLE RESULT	REPORTING LIMIT	UNITS	DATE	TECH
	Aroclor 1248	ND	0.5	ug/L	09/20/96	smc
	Aroclor 1254	ND	0.5	ug/L	09/20/96	smc
	Aroclor 1260	ND	0.5	ug/L	09/20/96	smc
	Aroclor 1262	ND	0.5	ug/L	09/20/96	smc
	Aroclor 1268	ND	0.5	ug/L	09/20/96	smc
SW-846 3510B	Extraction (Sep. Funnel) SVOC					
	Separatory Funnel Liq/Liq Extraction	Complete			09/16/96	jbd
SW-846 8270	Semivolatile Organics					
	Acenaphthene	ND	10.	ug/L	09/22/96	mla
	Acenaphthylene	ND	10.	ug/L	09/22/96	mla
	Anthracene	ND	10.	ug/L	09/22/96	mla
	Benzidine	ND	50.	ug/L	09/22/96	mla
	Benzo(a)anthracene	ND	10.	ug/L	09/22/96	mla
	Benzo(b)fluoranthene	ND	10.	ug/L	09/22/96	mla
	Benzo(k)fluoranthene	ND	10.	ug/L	09/22/96	mla
	Benzo(ghi)perylene	ND	10.	ug/L	09/22/96	mla
	Benzo(a)pyrene	ND	10.	ug/L	09/22/96	mla
	Benzyl alcohol	ND	20.	ug/L	09/22/96	mla
	Butyl benzyl phthalate	ND	10.	ug/L	09/22/96	mla
	Bis(2-chloroethoxy)methane	ND	10.	ug/L	09/22/96	mla
	Bis(2-chloroethyl)ether	ND	10.	ug/L	09/22/96	mla
	Bis(2-chloroisopropyl)ether	ND	10.	ug/L	09/22/96	mla
	Bis(2-ethylhexyl)phthalate	ND	10.	ug/L	09/22/96	mla
	4-Bromophenyl phenyl ether	ND	10.	ug/L	09/22/96	mla
	4-Chloroaniline	ND	10.	ug/L	09/22/96	mla
	2-Chloronaphthalene	ND	10.	ug/L	09/22/96	mla
	4-Chlorophenyl phenyl ether	ND	10.	ug/L	09/22/96	mla
	Chrysene	ND	10.	ug/L	09/22/96	mla
	Dibenzo(a,h)anthracene	ND	10.	ug/L	09/22/96	mla
	Dibenzofuran	ND	10.	ug/L	09/22/96	mla
	1,2-Dichlorobenzene	ND	10.	ug/L	09/22/96	mla
	1,3-Dichlorobenzene	ND	10.	ug/L	09/22/96	mla
	1,4-Dichlorobenzene	ND	10.	ug/L	09/22/96	mla
	3,3-Dichlorobenzidine	ND	20.	ug/L	09/22/96	mla
	Diethyl phthalate	ND	10.	ug/L	09/22/96	mla
	Dimethyl phthalate	ND	10.	ug/L	09/22/96	mla
	Di-n-butyl phthalate	ND	10.	ug/L	09/22/96	mla
	Di-n-octyl phthalate	ND	10.	ug/L	09/22/96	mla
	2,4-Dinitrotoluene	ND	10.	ug/L	09/22/96	mla
	2,6-Dinitrotoluene	ND	10.	ug/L	09/22/96	mla
	Fluoranthene	ND	10.	ug/L	09/22/96	mla
	Fluorene	ND	10.	ug/L	09/22/96	mla
	Hexachlorobenzene	ND	10.	ug/L	09/22/96	mla
	Hexachlorobutadiene	ND	10.	ug/L	09/22/96	mla
	Hexachlorocyclopentadiene	ND	10.	ug/L	09/22/96	mla
	Hexachloroethane	ND	10.	ug/L	09/22/96	mla
	Indeno(1,2,3-cd)pyrene	ND	10.	ug/L	09/22/96	mla

The analytical results, opinions or interpretations contained in this report are based upon information and material supplied by the client for whose exclusive and confidential use this report has been made. The analytical results, opinions or interpretations expressed represent the best judgment of Core Laboratories. Core Laboratories, however, makes no warranty or representation, express or implied, of any type, and expressly disclaims same as to the productivity, proper operations or profitableness of any oil, gas, coal or other mineral property, well or sand in connection with which such report is used or relied upon for any reason whatsoever. This report shall not be reproduced, in whole or in part, without the written approval of Core Laboratories

CORE LABORATORIES

LABORATORY TEST RESULTS

Job Number: 962501 Date: 10/01/96

CUSTOMER: Daniel B. Stephens & Associates PROJECT: 6033.2 ENRON/ROSWELL ATTN: Bob Marley

Customer Sample ID: MW-3
Date Sampled.....: 09/10/96
Time Sampled.....: 16:00
Sample Matrix.....: Water

Laboratory Sample ID: 962501-2
Date Received.....: 09/12/96
Time Received.....: 09:45

TEST METHOD	PARAMETER/TEST DESCRIPTION	SAMPLE RESULT	REPORTING LIMIT	UNITS	DATE	TECH
	Isophorone	ND	10.	ug/L	09/22/96	mla
	2-Methylnaphthalene	ND	10.	ug/L	09/22/96	mla
	Naphthalene	ND	10.	ug/L	09/22/96	mla
	o-Nitroaniline	ND	50.	ug/L	09/22/96	mla
	m-Nitroaniline	ND	50.	ug/L	09/22/96	mla
	p-Nitroaniline	ND	50.	ug/L	09/22/96	mla
	Nitrobenzene	ND	10.	ug/L	09/22/96	mla
	n-Nitrosodi-n-propylamine	ND	10.	ug/L	09/22/96	mla
	n-Nitrosodiphenylamine	ND	10.	ug/L	09/22/96	mla
	Phenanthrene	ND	10.	ug/L	09/22/96	mla
	Pyrene	ND	10.	ug/L	09/22/96	mla
	1,2,4-Trichlorobenzene	ND	10.	ug/L	09/22/96	mla
	Benzoic acid	ND	50.	ug/L	09/22/96	mla
	4-Chloro-3-methylphenol	ND	10.	ug/L	09/22/96	mla
	2-Chlorophenol	ND	10.	ug/L	09/22/96	mla
	2,4-Dichlorophenol	ND	10.	ug/L	09/22/96	mla
	2,4-Dimethylphenol	ND	10.	ug/L	09/22/96	mla
	2,4-Dinitrophenol	ND	50.	ug/L	09/22/96	mla
	2-Methyl-4,6-dinitrophenol	ND	50.	ug/L	09/22/96	mla
	2-Methylphenol (o-cresol)	ND	10.	ug/L	09/22/96	mla
	4-Methylphenol (p-cresol)	ND	10.	ug/L	09/22/96	mla
	2-Nitrophenol	ND	10.	ug/L	09/22/96	mla
	4-Nitrophenol	ND	50.	ug/L	09/22/96	mla
	Pentachlorophenol	ND	50.	ug/L	09/22/96	mla
	Phenol	ND	10.	ug/L	09/22/96	mla
	2,4,5-Trichlorophenol	ND	10.	ug/L	09/22/96	mla
	2,4,6-Trichlorophenol	ND	10.	ug/L	09/22/96	mla
SW-846 8240	Volatile Organics					
	Acetone	ND	100.	ug/L	09/17/96	tdw
	Benzene	ND	1.	ug/L	09/17/96	tdw
	Bromodichloromethane	ND	5.	ug/L	09/17/96	tdw
	Bromoform	ND	5.	ug/L	09/17/96	tdw
	Bromomethane	ND	10.	ug/L	09/17/96	tdw
	Methyl ethyl ketone (2-Butanone)	ND	100.	ug/L	09/17/96	tdw
	Carbon disulfide	ND	5.	ug/L	09/17/96	tdw
	Carbon tetrachloride	ND	5.	ug/L	09/17/96	tdw
	Chlorobenzene	ND	5.	ug/L	09/17/96	tdw
	Chloroethane	ND	10.	ug/L	09/17/96	tdw
	2-Chloroethylvinyl ether	ND	10.	ug/L	09/17/96	tdw
	Chloroform	ND	5.	ug/L	09/17/96	tdw
	Chloromethane	ND	10.	ug/L	09/17/96	tdw
	Dibromochloromethane	ND	5.	ug/L	09/17/96	tdw
	1,1-Dichloroethane	ND	5.	ug/L	09/17/96	tdw
	1,2-Dichloroethane	ND	5.	ug/L	09/17/96	tdw
	1,1-Dichloroethene	ND	5.	ug/L	09/17/96	tdw
	trans-1,2-Dichloroethene	ND	5.	ug/L	09/17/96	tdw
	1,2-Dichloropropane	ND	5.	ug/L	09/17/96	tdw
	cis-1,3-Dichloropropene	ND	5.	ug/L	09/17/96	tdw

The analytical results, opinions or interpretations contained in this report are based upon information and material supplied by the client for whose exclusive and confidential use this report has been made. The analytical results, opinions or interpretations expressed represent the best judgment of Core Laboratories. Core Laboratories, however, makes no warranty or representation, express or implied, of any type, and expressly disclaims same as to the productivity, proper operations or profitableness of any oil, gas, coal or other mineral property, well or sand in connection with which such report is used or relied upon for any reason whatsoever. This report shall not be reproduced, in whole or in part, without the written approval of Core Laboratories.

CORE LABORATORIES

LABORATORY TEST RESULTS

Job Number: 962501 Date: 10/01/96

CUSTOMER: Daniel B. Stephens & Associates PROJECT: 6033.2 ENRON/ROSWELL ATTN: Bob Marley

Customer Sample ID: MW-3
Date Sampled.....: 09/10/96
Time Sampled.....: 16:00
Sample Matrix.....: Water

Laboratory Sample ID: 962501-2
Date Received.....: 09/12/96
Time Received.....: 09:45

TEST METHOD	PARAMETER/TEST DESCRIPTION	SAMPLE RESULT	REPORTING LIMIT	UNITS	DATE	TECH
	trans-1,3-Dichloropropene	ND	5.	ug/L	09/17/96	tdw
	Ethylbenzene	ND	5.	ug/L	09/17/96	tdw
	2-Hexanone	ND	50.	ug/L	09/17/96	tdw
	Methylene chloride	ND	5.	ug/L	09/17/96	tdw
	4-Methyl-2-pentanone (MIBK)	ND	50.	ug/L	09/17/96	tdw
	Styrene	ND	5.	ug/L	09/17/96	tdw
	1,1,2,2-Tetrachloroethane	ND	5.	ug/L	09/17/96	tdw
	Tetrachloroethene	ND	5.	ug/L	09/17/96	tdw
	Toluene	ND	5.	ug/L	09/17/96	tdw
	1,1,1-Trichloroethane	ND	5.	ug/L	09/17/96	tdw
	1,1,2-Trichloroethane	ND	5.	ug/L	09/17/96	tdw
	Trichloroethene	ND	5.	ug/L	09/17/96	tdw
	Vinyl acetate	ND	50.	ug/L	09/17/96	tdw
	Vinyl chloride	ND	10.	ug/L	09/17/96	tdw
	Xylenes (total)	ND	5.	ug/L	09/17/96	tdw

The analytical results, opinions or interpretations contained in this report are based upon information and material supplied by the client for whose exclusive and confidential use this report has been made. The analytical results, opinions or interpretations expressed represent the best judgment of Core Laboratories. Core Laboratories, however, makes no warranty or representation, express or implied, of any type, and expressly disclaims same as to the productivity, proper operations or profitableness of any oil, gas, coal, or other mineral property, well, or sand in connection with which such report is used or relied upon for any reason whatsoever. This report shall not be reproduced, in whole or in part, without the written approval of Core Laboratories.

CORE LABORATORIES

LABORATORY TEST RESULTS

Job Number: 962501 Date: 10/01/96

CUSTOMER: Daniel B. Stephens & Associates PROJECT: 6033.2 ENRON/ROSWELL ATTN: Bob Marley

Customer Sample ID: MW-5
Date Sampled.....: 09/10/96
Time Sampled.....: 18:20
Sample Matrix.....: Water

Laboratory Sample ID: 962501-3
Date Received.....: 09/12/96
Time Received.....: 09:45

TEST METHOD	PARAMETER/TEST DESCRIPTION	SAMPLE RESULT	REPORTING LIMIT	UNITS	DATE	TECH
EPA 310.1	Alkalinity, Total as CaCO3, Unfilt.	114	5	mg/L CaCO3	09/23/96	pjm
EPA 325.2	Chloride, Unfilt.	578	2	mg/L	09/24/96	dme
EPA 353.2	Nitrate + Nitrite as N, Unfilt.	2.97	0.05	mg/L	09/26/96	sgm
EPA 160.1	Solids, Total Dissolved (TDS), Filt.	3550	10	mg/L	09/17/96	sgm
EPA 375.2	Sulfate (SO4), Unfilt.	1690	200	mg/L	09/18/96	sgm
SW-846 3010	Acid Digestion, Total Metals, Total	Complete			09/18/96	lmt
SW-846 6010A	Arsenic (As), Total	<0.05	0.05	mg/L	09/19/96	smh
SW-846 6010A	Barium (Ba), Total	0.01	0.01	mg/L	09/19/96	smh
SW-846 6010A	Cadmium (Cd), Total	<0.005	0.005	mg/L	09/19/96	smh
SW-846 6010A	Calcium (Ca), Total	631	0.5	mg/L	09/19/96	smh
SW-846 6010A	Chromium (Cr), Total	<0.01	0.01	mg/L	09/19/96	smh
SW-846 6010A	Copper (Cu), Total	<0.01	0.01	mg/L	09/19/96	smh
SW-846 6010A	Lead (Pb), Total	<0.003	0.003	mg/L	09/27/96	smh
SW-846 6010A	Magnesium (Mg), Total	158	0.5	mg/L	09/19/96	smh
SW-846 7470	Mercury (Hg), Total	<0.0002	0.0002	mg/L	09/24/96	lmt
SW-846 6010A	Potassium (K), Total	19	5	mg/L	09/19/96	smh
SW-846 6010A	Selenium (Se), Total	0.02	0.01	mg/L	09/27/96	smh
SW-846 6010A	Silver (Ag), Total	<0.01	0.01	mg/L	09/19/96	smh
SW-846 6010A	Sodium (Na), Total	218	5	mg/L	09/19/96	smh
SW-846 6010A	Zinc (Zn), Total	0.02	0.01	mg/L	09/27/96	smh
SW-846 3510B	Extraction (Sep. Funnel) PCBs Separatory Funnel Liq/Liq Extraction	Complete			09/16/96	jbd
SW-846 8080	PCB Analysis					
	Aroclor 1016	ND	0.5	ug/L	09/20/96	smc
	Aroclor 1221	ND	0.5	ug/L	09/20/96	smc
	Aroclor 1232	ND	0.5	ug/L	09/20/96	smc
	Aroclor 1242	ND	0.5	ug/L	09/20/96	smc

The analytical results, opinions or interpretations contained in this report are based upon information and material supplied by the client for whose exclusive and confidential use this report has been made. The analytical results, opinions or interpretations expressed represent the best judgment of Core Laboratories. Core Laboratories, however, makes no warranty or representation, express or implied, of any type, and expressly disclaims same as to the productivity, proper operations or profitableness of any oil, gas, coal or other mineral property, well or sand in connection with which such report is used or relied upon for any reason whatsoever. This report shall not be reproduced, in whole or in part, without the written approval of Core Laboratories.

CORE LABORATORIES

LABORATORY TEST RESULTS

Job Number: 962501 Date: 10/01/96

CUSTOMER: Daniel B. Stephens & Associates PROJECT: 6033.2 ENRON/ROSWELL ATTN: Bob Marley

Customer Sample ID: MW-5
Date Sampled.....: 09/10/96
Time Sampled.....: 18:20
Sample Matrix.....: Water

Laboratory Sample ID: 962501-3
Date Received.....: 09/12/96
Time Received.....: 09:45

TEST METHOD	PARAMETER/TEST DESCRIPTION	SAMPLE RESULT	REPORTING LIMIT	UNITS	DATE	TECH
	Aroclor 1248	ND	0.5	ug/L	09/20/96	smc
	Aroclor 1254	ND	0.5	ug/L	09/20/96	smc
	Aroclor 1260	ND	0.5	ug/L	09/20/96	smc
	Aroclor 1262	ND	0.5	ug/L	09/20/96	smc
	Aroclor 1268	ND	0.5	ug/L	09/20/96	smc
SW-846 3510B	Extraction (Sep. Funnel) SVOC					
	Separatory Funnel Liq/Liq Extraction	Complete			09/16/96	jbd
SW-846 8270	Semivolatile Organics					
	Acenaphthene	ND	10.	ug/L	09/24/96	mla
	Acenaphthylene	ND	10.	ug/L	09/24/96	mla
	Anthracene	ND	10.	ug/L	09/24/96	mla
	Benzidine	ND	50.	ug/L	09/24/96	mla
	Benzo(a)anthracene	ND	10.	ug/L	09/24/96	mla
	Benzo(b)fluoranthene	ND	10.	ug/L	09/24/96	mla
	Benzo(k)fluoranthene	ND	10.	ug/L	09/24/96	mla
	Benzo(ghi)perylene	ND	10.	ug/L	09/24/96	mla
	Benzo(a)pyrene	ND	10.	ug/L	09/24/96	mla
	Benzyl alcohol	ND	20.	ug/L	09/24/96	mla
	Butyl benzyl phthalate	ND	10.	ug/L	09/24/96	mla
	Bis(2-chloroethoxy)methane	ND	10.	ug/L	09/24/96	mla
	Bis(2-chloroethyl)ether	ND	10.	ug/L	09/24/96	mla
	Bis(2-chloroisopropyl)ether	ND	10.	ug/L	09/24/96	mla
	Bis(2-ethylhexyl)phthalate	ND	10.	ug/L	09/24/96	mla
	4-Bromophenyl phenyl ether	ND	10.	ug/L	09/24/96	mla
	4-Chloroaniline	ND	10.	ug/L	09/24/96	mla
	2-Chloronaphthalene	ND	10.	ug/L	09/24/96	mla
	4-Chlorophenyl phenyl ether	ND	10.	ug/L	09/24/96	mla
	Chrysene	ND	10.	ug/L	09/24/96	mla
	Dibenzo(a,h)anthracene	ND	10.	ug/L	09/24/96	mla
	Dibenzofuran	ND	10.	ug/L	09/24/96	mla
	1,2-Dichlorobenzene	ND	10.	ug/L	09/24/96	mla
	1,3-Dichlorobenzene	ND	10.	ug/L	09/24/96	mla
	1,4-Dichlorobenzene	ND	10.	ug/L	09/24/96	mla
	3,3-Dichlorobenzidine	ND	20.	ug/L	09/24/96	mla
	Diethyl phthalate	ND	10.	ug/L	09/24/96	mla
	Dimethyl phthalate	ND	10.	ug/L	09/24/96	mla
	Di-n-butyl phthalate	ND	10.	ug/L	09/24/96	mla
	Di-n-octyl phthalate	ND	10.	ug/L	09/24/96	mla
	2,4-Dinitrotoluene	ND	10.	ug/L	09/24/96	mla
	2,6-Dinitrotoluene	ND	10.	ug/L	09/24/96	mla
	Fluoranthene	ND	10.	ug/L	09/24/96	mla
	Fluorene	ND	10.	ug/L	09/24/96	mla
	Hexachlorobenzene	ND	10.	ug/L	09/24/96	mla
	Hexachlorobutadiene	ND	10.	ug/L	09/24/96	mla
	Hexachlorocyclopentadiene	ND	10.	ug/L	09/24/96	mla
	Hexachloroethane	ND	10.	ug/L	09/24/96	mla
	Indeno(1,2,3-cd)pyrene	ND	10.	ug/L	09/24/96	mla

The analytical results, opinions or interpretations contained in this report are based upon information and material supplied by the client for whose exclusive and confidential use this report has been made. The analytical results, opinions or interpretations expressed represent the best judgment of Core Laboratories. Core Laboratories, however, makes no warranty or representation, express or implied, of any type, and expressly disclaims same as to the productivity, proper operations or profitableness of any oil, gas, coal or other mineral, property, well or sand in connection with which such report is used or relied upon for any reason whatsoever. This report shall not be reproduced, in whole or in part, without the written approval of Core Laboratories.

CORE LABORATORIES

LABORATORY TEST RESULTS

Job Number: 962501 Date: 10/01/96

CUSTOMER: Daniel B. Stephens & Associates PROJECT: 6033.2 ENRON/ROSWELL ATTN: Bob Marley

Customer Sample ID: MW-5
Date Sampled.....: 09/10/96
Time Sampled.....: 18:20
Sample Matrix.....: Water

Laboratory Sample ID: 962501-3
Date Received.....: 09/12/96
Time Received.....: 09:45

TEST METHOD	PARAMETER/TEST DESCRIPTION	SAMPLE RESULT	REPORTING LIMIT	UNITS	DATE	TECH
	Isophorone	ND	10.	ug/L	09/24/96	mla
	2-Methylnaphthalene	ND	10.	ug/L	09/24/96	mla
	Naphthalene	ND	10.	ug/L	09/24/96	mla
	o-Nitroaniline	ND	50.	ug/L	09/24/96	mla
	m-Nitroaniline	ND	50.	ug/L	09/24/96	mla
	p-Nitroaniline	ND	50.	ug/L	09/24/96	mla
	Nitrobenzene	ND	10.	ug/L	09/24/96	mla
	n-Nitrosodi-n-propylamine	ND	10.	ug/L	09/24/96	mla
	n-Nitrosodiphenylamine	ND	10.	ug/L	09/24/96	mla
	Phenanthrene	ND	10.	ug/L	09/24/96	mla
	Pyrene	ND	10.	ug/L	09/24/96	mla
	1,2,4-Trichlorobenzene	ND	10.	ug/L	09/24/96	mla
	Benzoic acid	ND	50.	ug/L	09/24/96	mla
	4-Chloro-3-methylphenol	ND	10.	ug/L	09/24/96	mla
	2-Chlorophenol	ND	10.	ug/L	09/24/96	mla
	2,4-Dichlorophenol	ND	10.	ug/L	09/24/96	mla
	2,4-Dimethylphenol	ND	10.	ug/L	09/24/96	mla
	2,4-Dinitrophenol	ND	50.	ug/L	09/24/96	mla
	2-Methyl-4,6-dinitrophenol	ND	50.	ug/L	09/24/96	mla
	2-Methylphenol (o-cresol)	ND	10.	ug/L	09/24/96	mla
	4-Methylphenol (p-cresol)	ND	10.	ug/L	09/24/96	mla
	2-Nitrophenol	ND	10.	ug/L	09/24/96	mla
	4-Nitrophenol	ND	50.	ug/L	09/24/96	mla
	Pentachlorophenol	ND	50.	ug/L	09/24/96	mla
	Phenol	ND	10.	ug/L	09/24/96	mla
	2,4,5-Trichlorophenol	ND	10.	ug/L	09/24/96	mla
	2,4,6-Trichlorophenol	ND	10.	ug/L	09/24/96	mla
SW-846 8240	Volatile Organics					
	Acetone	ND	100.	ug/L	09/17/96	tdw
	Benzene	ND	1.	ug/L	09/17/96	tdw
	Bromodichloromethane	ND	5.	ug/L	09/17/96	tdw
	Bromoform	ND	5.	ug/L	09/17/96	tdw
	Bromomethane	ND	10.	ug/L	09/17/96	tdw
	Methyl ethyl ketone (2-Butanone)	ND	100.	ug/L	09/17/96	tdw
	Carbon disulfide	ND	5.	ug/L	09/17/96	tdw
	Carbon tetrachloride	ND	5.	ug/L	09/17/96	tdw
	Chlorobenzene	ND	5.	ug/L	09/17/96	tdw
	Chloroethane	ND	10.	ug/L	09/17/96	tdw
	2-Chloroethylvinyl ether	ND	10.	ug/L	09/17/96	tdw
	Chloroform	ND	5.	ug/L	09/17/96	tdw
	Chloromethane	ND	10.	ug/L	09/17/96	tdw
	Dibromochloromethane	ND	5.	ug/L	09/17/96	tdw
	1,1-Dichloroethane	ND	5.	ug/L	09/17/96	tdw
	1,2-Dichloroethane	ND	5.	ug/L	09/17/96	tdw
	1,1-Dichloroethene	ND	5.	ug/L	09/17/96	tdw
	trans-1,2-Dichloroethene	ND	5.	ug/L	09/17/96	tdw
	1,2-Dichloropropane	ND	5.	ug/L	09/17/96	tdw
	cis-1,3-Dichloropropene	ND	5.	ug/L	09/17/96	tdw

The analytical results, opinions or interpretations contained in this report are based upon information and material supplied by the client for whose exclusive and confidential use this report has been made. The analytical results, opinions or interpretations expressed represent the best judgment of Core Laboratories. Core Laboratories, however, makes no warranty or representation, express or implied, of any type, and expressly disclaims same as to the productivity, proper operations or profitableness of any oil, gas, coal or other mineral property, well or sand in connection with which such report is used or relied upon for any reason whatsoever. This report shall not be reproduced, in whole or in part, without the written approval of Core Laboratories.

CORE LABORATORIES

LABORATORY TEST RESULTS

Job Number: 962501 Date: 10/01/96

CUSTOMER: Daniel B. Stephens & Associates PROJECT: 6033.2 ENRON/ROSWELL ATTN: Bob Marley

Customer Sample ID: MW-5
Date Sampled.....: 09/10/96
Time Sampled.....: 18:20
Sample Matrix.....: Water

Laboratory Sample ID: 962501-3
Date Received.....: 09/12/96
Time Received.....: 09:45

TEST METHOD	PARAMETER/TEST DESCRIPTION	SAMPLE RESULT	REPORTING LIMIT	UNITS	DATE	TECH
	trans-1,3-Dichloropropene	ND	5.	ug/L	09/17/96	tdw
	Ethylbenzene	ND	5.	ug/L	09/17/96	tdw
	2-Hexanone	ND	50.	ug/L	09/17/96	tdw
	Methylene chloride	ND	5.	ug/L	09/17/96	tdw
	4-Methyl-2-pentanone (MIBK)	ND	50.	ug/L	09/17/96	tdw
	Styrene	ND	5.	ug/L	09/17/96	tdw
	1,1,2,2-Tetrachloroethane	ND	5.	ug/L	09/17/96	tdw
	Tetrachloroethene	ND	5.	ug/L	09/17/96	tdw
	Toluene	ND	5.	ug/L	09/17/96	tdw
	1,1,1-Trichloroethane	ND	5.	ug/L	09/17/96	tdw
	1,1,2-Trichloroethane	ND	5.	ug/L	09/17/96	tdw
	Trichloroethene	ND	5.	ug/L	09/17/96	tdw
	Vinyl acetate	ND	50.	ug/L	09/17/96	tdw
	Vinyl chloride	ND	10.	ug/L	09/17/96	tdw
	Xylenes (total)	ND	5.	ug/L	09/17/96	tdw

The analytical results, opinions or interpretations contained in this report are based upon information and material supplied by the client for whose exclusive and confidential use this report has been made. The analytical results, opinions or interpretations expressed represent the best judgment of Core Laboratories. Core Laboratories, however, makes no warranty or representation, express or implied, of any type, and expressly disclaims same as to the productivity, proper operations or profitableness of any oil, gas, coal or other mineral property, well or sand in connection with which such report is used or relied upon for any reason whatsoever. This report shall not be reproduced in whole or in part, without the written approval of Core Laboratories.

CORE LABORATORIES

LABORATORY TEST RESULTS

Job Number: 962501 Date: 10/01/96

CUSTOMER: Daniel B. Stephens & Associates PROJECT: 6033.2 ENRON/ROSWELL ATTN: Bob Marley

Customer Sample ID: MW-9
Date Sampled.....: 09/11/96
Time Sampled.....: 10:45
Sample Matrix.....: Water

Laboratory Sample ID: 962501-4
Date Received.....: 09/12/96
Time Received.....: 09:45

TEST METHOD	PARAMETER/TEST DESCRIPTION	SAMPLE RESULT	REPORTING LIMIT	UNITS	DATE	TECH
EPA 310.1	Alkalinity, Total as CaCO3, Unfilt.	114	5	mg/L CaCO3	09/23/96	pjm
EPA 325.2	Chloride, Unfilt.	439	2	mg/L	09/24/96	dme
EPA 353.2	Nitrate + Nitrite as N, Unfilt.	0.56	0.05	mg/L	09/26/96	sgm
EPA 160.1	Solids, Total Dissolved (TDS), Filt.	3810	10	mg/L	09/17/96	sgm
EPA 375.2	Sulfate (SO4), Unfilt.	1990	200	mg/L	09/18/96	sgm
SW-846 3010	Acid Digestion, Total Metals, Total	Complete			09/18/96	lmt
SW-846 6010A	Arsenic (As), Total	<0.05	0.05	mg/L	09/19/96	smh
SW-846 6010A	Barium (Ba), Total	0.05	0.01	mg/L	09/19/96	smh
SW-846 6010A	Cadmium (Cd), Total	<0.005	0.005	mg/L	09/19/96	smh
SW-846 6010A	Calcium (Ca), Total	673	0.5	mg/L	09/19/96	smh
SW-846 6010A	Chromium (Cr), Total	0.01	0.01	mg/L	09/19/96	smh
SW-846 6010A	Copper (Cu), Total	<0.01	0.01	mg/L	09/19/96	smh
SW-846 6010A	Lead (Pb), Total	0.004	0.003	mg/L	09/27/96	smh
SW-846 6010A	Magnesium (Mg), Total	210	0.5	mg/L	09/19/96	smh
SW-846 7470	Mercury (Hg), Total	<0.0002	0.0002	mg/L	09/24/96	lmt
SW-846 6010A	Potassium (K), Total	24	5	mg/L	09/19/96	smh
SW-846 6010A	Selenium (Se), Total	0.01	0.01	mg/L	09/27/96	smh
SW-846 6010A	Silver (Ag), Total	<0.01	0.01	mg/L	09/19/96	smh
SW-846 6010A	Sodium (Na), Total	287	5	mg/L	09/19/96	smh
SW-846 6010A	Zinc (Zn), Total	0.02	0.01	mg/L	09/27/96	smh
SW-846 3510B	Extraction (Sep. Funnel) PCBs Separatory Funnel Liq/Liq Extraction	Complete			09/16/96	jbd
SW-846 8080	PCB Analysis					
	Aroclor 1016	ND	0.5	ug/L	09/20/96	smc
	Aroclor 1221	ND	0.5	ug/L	09/20/96	smc
	Aroclor 1232	ND	0.5	ug/L	09/20/96	smc
	Aroclor 1242	ND	0.5	ug/L	09/20/96	smc

The analytical results, opinions or interpretations contained in this report are based upon information and material supplied by the client for whose exclusive and confidential use this report has been made. The analytical results, opinions or interpretations expressed represent the best judgment of Core Laboratories. Core Laboratories, however, makes no warranty or representation, express or implied, of any type, and expressly disclaims same as to the productivity, proper operations or profitableness of any oil, gas, coal, or other mineral, property, well or sand in connection with which such report is used or relied upon for any reason whatsoever. This report shall not be reproduced, in whole or in part, without the written approval of Core Laboratories.

CORE LABORATORIES

LABORATORY TEST RESULTS

Job Number: 962501 Date: 10/01/96

CUSTOMER: Daniel B. Stephens & Associates PROJECT: 6033.2 ENRON/ROSWELL ATTN: Bob Marley

Customer Sample ID: MW-9
Date Sampled.....: 09/11/96
Time Sampled.....: 10:45
Sample Matrix.....: Water

Laboratory Sample ID: 962501-4
Date Received.....: 09/12/96
Time Received.....: 09:45

TEST METHOD	PARAMETER/TEST DESCRIPTION	SAMPLE RESULT	REPORTING LIMIT	UNITS	DATE	TECH
	Aroclor 1248	ND	0.5	ug/L	09/20/96	smc
	Aroclor 1254	ND	0.5	ug/L	09/20/96	smc
	Aroclor 1260	ND	0.5	ug/L	09/20/96	smc
	Aroclor 1262	ND	0.5	ug/L	09/20/96	smc
	Aroclor 1268	ND	0.5	ug/L	09/20/96	smc
SW-846 3510B	Extraction (Sep. Funnel) SVOC					
	Separatory Funnel Liq/Liq Extraction	Complete			09/16/96	jbd
SW-846 8270	Semivolatile Organics					
	Acenaphthene	ND	10.	ug/L	09/24/96	mla
	Acenaphthylene	ND	10.	ug/L	09/24/96	mla
	Anthracene	ND	10.	ug/L	09/24/96	mla
	Benzidine	ND	50.	ug/L	09/24/96	mla
	Benzo(a)anthracene	ND	10.	ug/L	09/24/96	mla
	Benzo(b)fluoranthene	ND	10.	ug/L	09/24/96	mla
	Benzo(k)fluoranthene	ND	10.	ug/L	09/24/96	mla
	Benzo(ghi)perylene	ND	10.	ug/L	09/24/96	mla
	Benzo(a)pyrene	ND	10.	ug/L	09/24/96	mla
	Benzyl alcohol	ND	20.	ug/L	09/24/96	mla
	Butyl benzyl phthalate	ND	10.	ug/L	09/24/96	mla
	Bis(2-chloroethoxy)methane	ND	10.	ug/L	09/24/96	mla
	Bis(2-chloroethyl)ether	ND	10.	ug/L	09/24/96	mla
	Bis(2-chloroisopropyl)ether	ND	10.	ug/L	09/24/96	mla
	Bis(2-ethylhexyl)phthalate	ND	10.	ug/L	09/24/96	mla
	4-Bromophenyl phenyl ether	ND	10.	ug/L	09/24/96	mla
	4-Chloroaniline	ND	10.	ug/L	09/24/96	mla
	2-Chloronaphthalene	ND	10.	ug/L	09/24/96	mla
	4-Chlorophenyl phenyl ether	ND	10.	ug/L	09/24/96	mla
	Chrysene	ND	10.	ug/L	09/24/96	mla
	Dibenzo(a,h)anthracene	ND	10.	ug/L	09/24/96	mla
	Dibenzofuran	ND	10.	ug/L	09/24/96	mla
	1,2-Dichlorobenzene	ND	10.	ug/L	09/24/96	mla
	1,3-Dichlorobenzene	ND	10.	ug/L	09/24/96	mla
	1,4-Dichlorobenzene	ND	10.	ug/L	09/24/96	mla
	3,3-Dichlorobenzidine	ND	20.	ug/L	09/24/96	mla
	Diethyl phthalate	ND	10.	ug/L	09/24/96	mla
	Dimethyl phthalate	ND	10.	ug/L	09/24/96	mla
	Di-n-butyl phthalate	ND	10.	ug/L	09/24/96	mla
	Di-n-octyl phthalate	ND	10.	ug/L	09/24/96	mla
	2,4-Dinitrotoluene	ND	10.	ug/L	09/24/96	mla
	2,6-Dinitrotoluene	ND	10.	ug/L	09/24/96	mla
	Fluoranthene	ND	10.	ug/L	09/24/96	mla
	Fluorene	ND	10.	ug/L	09/24/96	mla
	Hexachlorobenzene	ND	10.	ug/L	09/24/96	mla
	Hexachlorobutadiene	ND	10.	ug/L	09/24/96	mla
	Hexachlorocyclopentadiene	ND	10.	ug/L	09/24/96	mla
	Hexachloroethane	ND	10.	ug/L	09/24/96	mla
	Indeno(1,2,3-cd)pyrene	ND	10.	ug/L	09/24/96	mla

The analytical results, opinions or interpretations contained in this report are based upon information and material supplied by the client for whose exclusive and confidential use this report has been made. The analytical results, opinions or interpretations expressed represent the best judgment of Core Laboratories. Core Laboratories, however, makes no warranty or representation, express or implied, of any type, and expressly disclaims same as to the productivity, proper operations or profitableness of any oil, gas, coal or other mineral, property, well or sand in connection with which such report is used or relied upon for any reason whatsoever. This report shall not be reproduced, in whole or in part, without the written approval of Core Laboratories.

CORE LABORATORIES

LABORATORY TEST RESULTS

Job Number: 962501 Date: 10/01/96

CUSTOMER: Daniel B. Stephens & Associates PROJECT: 6033.2 ENRON/ROSWELL ATTN: Bob Marley

Customer Sample ID: MW-9
Date Sampled.....: 09/11/96
Time Sampled.....: 10:45
Sample Matrix.....: Water

Laboratory Sample ID: 962501-4
Date Received.....: 09/12/96
Time Received.....: 09:45

TEST METHOD	PARAMETER/TEST DESCRIPTION	SAMPLE RESULT	REPORTING LIMIT	UNITS	DATE	TECH
	Isophorone	ND	10.	ug/L	09/24/96	mla
	2-Methylnaphthalene	ND	10.	ug/L	09/24/96	mla
	Naphthalene	ND	10.	ug/L	09/24/96	mla
	o-Nitroaniline	ND	50.	ug/L	09/24/96	mla
	m-Nitroaniline	ND	50.	ug/L	09/24/96	mla
	p-Nitroaniline	ND	50.	ug/L	09/24/96	mla
	Nitrobenzene	ND	10.	ug/L	09/24/96	mla
	n-Nitrosodi-n-propylamine	ND	10.	ug/L	09/24/96	mla
	n-Nitrosodiphenylamine	ND	10.	ug/L	09/24/96	mla
	Phenanthrene	ND	10.	ug/L	09/24/96	mla
	Pyrene	ND	10.	ug/L	09/24/96	mla
	1,2,4-Trichlorobenzene	ND	10.	ug/L	09/24/96	mla
	Benzoic acid	ND	50.	ug/L	09/24/96	mla
	4-Chloro-3-methylphenol	ND	10.	ug/L	09/24/96	mla
	2-Chlorophenol	ND	10.	ug/L	09/24/96	mla
	2,4-Dichlorophenol	ND	10.	ug/L	09/24/96	mla
	2,4-Dimethylphenol	ND	10.	ug/L	09/24/96	mla
	2,4-Dinitrophenol	ND	50.	ug/L	09/24/96	mla
	2-Methyl-4,6-dinitrophenol	ND	50.	ug/L	09/24/96	mla
	2-Methylphenol (o-cresol)	ND	10.	ug/L	09/24/96	mla
	4-Methylphenol (p-cresol)	ND	10.	ug/L	09/24/96	mla
	2-Nitrophenol	ND	10.	ug/L	09/24/96	mla
	4-Nitrophenol	ND	50.	ug/L	09/24/96	mla
	Pentachlorophenol	ND	50.	ug/L	09/24/96	mla
	Phenol	ND	10.	ug/L	09/24/96	mla
	2,4,5-Trichlorophenol	ND	10.	ug/L	09/24/96	mla
	2,4,6-Trichlorophenol	ND	10.	ug/L	09/24/96	mla
SW-846 8240	Volatile Organics					
	Acetone	ND	100.	ug/L	09/17/96	tdw
	Benzene	ND	1.	ug/L	09/17/96	tdw
	Bromodichloromethane	ND	5.	ug/L	09/17/96	tdw
	Bromoform	ND	5.	ug/L	09/17/96	tdw
	Bromomethane	ND	10.	ug/L	09/17/96	tdw
	Methyl ethyl ketone (2-Butanone)	ND	100.	ug/L	09/17/96	tdw
	Carbon disulfide	ND	5.	ug/L	09/17/96	tdw
	Carbon tetrachloride	ND	5.	ug/L	09/17/96	tdw
	Chlorobenzene	ND	5.	ug/L	09/17/96	tdw
	Chloroethane	ND	10.	ug/L	09/17/96	tdw
	2-Chloroethylvinyl ether	ND	10.	ug/L	09/17/96	tdw
	Chloroform	ND	5.	ug/L	09/17/96	tdw
	Chloromethane	ND	10.	ug/L	09/17/96	tdw
	Dibromochloromethane	ND	5.	ug/L	09/17/96	tdw
	1,1-Dichloroethane	ND	5.	ug/L	09/17/96	tdw
	1,2-Dichloroethane	ND	5.	ug/L	09/17/96	tdw
	1,1-Dichloroethene	ND	5.	ug/L	09/17/96	tdw
	trans-1,2-Dichloroethene	ND	5.	ug/L	09/17/96	tdw
	1,2-Dichloropropane	ND	5.	ug/L	09/17/96	tdw
	cis-1,3-Dichloropropene	ND	5.	ug/L	09/17/96	tdw

The analytical results, opinions or interpretations contained in this report are based upon information and material supplied by the client for whose exclusive and confidential use this report has been made. The analytical results, opinions or interpretations expressed represent the best judgment of Core Laboratories. Core Laboratories, however, makes no warranty or representation, express or implied, of any type, and expressly disclaims same as to the productivity, proper operations or profitableness of any oil, gas, or other mineral property, well or sand, in connection with which such report is used or relied upon for any reason whatsoever. This report shall not be reproduced, in whole or in part, without the written approval of Core Laboratories.

CORE LABORATORIES

LABORATORY TEST RESULTS

Job Number: 962501 Date: 10/01/96

CUSTOMER: Daniel B. Stephens & Associates PROJECT: 6033.2 ENRON/ROSWELL ATTN: Bob Marley

Customer Sample ID: MW-9
Date Sampled.....: 09/11/96
Time Sampled.....: 10:45
Sample Matrix.....: Water

Laboratory Sample ID: 962501-4
Date Received.....: 09/12/96
Time Received.....: 09:45

TEST METHOD	PARAMETER/TEST DESCRIPTION	SAMPLE RESULT	REPORTING LIMIT	UNITS	DATE	TECH
	trans-1,3-Dichloropropene	ND	5.	ug/L	09/17/96	tdw
	Ethylbenzene	ND	5.	ug/L	09/17/96	tdw
	2-Hexanone	ND	50.	ug/L	09/17/96	tdw
	Methylene chloride	ND	5.	ug/L	09/17/96	tdw
	4-Methyl-2-pentanone (MIBK)	ND	50.	ug/L	09/17/96	tdw
	Styrene	ND	5.	ug/L	09/17/96	tdw
	1,1,2,2-Tetrachloroethane	ND	5.	ug/L	09/17/96	tdw
	Tetrachloroethene	ND	5.	ug/L	09/17/96	tdw
	Toluene	ND	5.	ug/L	09/17/96	tdw
	1,1,1-Trichloroethane	ND	5.	ug/L	09/17/96	tdw
	1,1,2-Trichloroethane	ND	5.	ug/L	09/17/96	tdw
	Trichloroethene	ND	5.	ug/L	09/17/96	tdw
	Vinyl acetate	ND	50.	ug/L	09/17/96	tdw
	Vinyl chloride	ND	10.	ug/L	09/17/96	tdw
	Xylenes (total)	ND	5.	ug/L	09/17/96	tdw

The analytical results, opinions or interpretations contained in this report are based upon information and material supplied by the client for whose exclusive and confidential use this report has been made. The analytical results, opinions or interpretations expressed represent the best judgment of Core Laboratories. Core Laboratories, however, makes no warranty or representation, express or implied, of any type, and expressly disclaims same as to the productivity, proper operations or profitableness of any oil, gas, other minerals, property, well or sand in connection with which such report is used or relied upon for any reason whatsoever. This report shall not be reproduced, in whole or in part, without the written approval of Core Laboratories.

CORE LABORATORIES

LABORATORY TEST RESULTS

Job Number: 962501 Date: 10/01/96

CUSTOMER: Daniel B. Stephens & Associates PROJECT: 6033.2 ENRON/ROSWELL ATTN: Bob Marley

Customer Sample ID: MW-8
Date Sampled.....: 09/11/96
Time Sampled.....: 13:25
Sample Matrix.....: Water

Laboratory Sample ID: 962501-5
Date Received.....: 09/12/96
Time Received.....: 09:45

TEST METHOD	PARAMETER/TEST DESCRIPTION	SAMPLE RESULT	REPORTING LIMIT	UNITS	DATE	TECH
EPA 310.1	Alkalinity, Total as CaCO3, Unfilt.	141	5	mg/L CaCO3	09/23/96	pjm
EPA 325.2	Chloride, Unfilt.	331	2	mg/L	09/24/96	dme
EPA 353.2	Nitrate + Nitrite as N, Unfilt.	0.06	0.05	mg/L	09/26/96	sgm
EPA 160.1	Solids, Total Dissolved (TDS), Filt.	3780	10	mg/L	09/17/96	sgm
EPA 375.2	Sulfate (SO4), Unfilt.	2120	200	mg/L	09/18/96	sgm
SW-846 3010	Acid Digestion, Total Metals, Total	Complete			09/18/96	lmt
SW-846 6010A	Arsenic (As), Total	<0.05	0.05	mg/L	09/19/96	smh
SW-846 6010A	Barium (Ba), Total	0.01	0.01	mg/L	09/19/96	smh
SW-846 6010A	Cadmium (Cd), Total	<0.005	0.005	mg/L	09/19/96	smh
SW-846 6010A	Calcium (Ca), Total	630	0.5	mg/L	09/19/96	smh
SW-846 6010A	Chromium (Cr), Total	<0.01	0.01	mg/L	09/19/96	smh
SW-846 6010A	Copper (Cu), Total	<0.01	0.01	mg/L	09/19/96	smh
SW-846 6010A	Lead (Pb), Total	<0.003	0.003	mg/L	09/27/96	smh
SW-846 6010A	Magnesium (Mg), Total	222	0.5	mg/L	09/19/96	smh
SW-846 7470	Mercury (Hg), Total	<0.0002	0.0002	mg/L	09/24/96	lmt
SW-846 6010A	Potassium (K), Total	21	5	mg/L	09/19/96	smh
SW-846 6010A	Selenium (Se), Total	<0.01	0.01	mg/L	09/27/96	smh
SW-846 6010A	Silver (Ag), Total	<0.01	0.01	mg/L	09/19/96	smh
SW-846 6010A	Sodium (Na), Total	206	5	mg/L	09/19/96	smh
SW-846 6010A	Zinc (Zn), Total	<0.01	0.01	mg/L	09/27/96	smh
SW-846 3510B	Extraction (Sep. Funnel) PCBs Separatory Funnel Liq/Liq Extraction	Complete			09/16/96	jbd
SW-846 8080	PCB Analysis					
	Aroclor 1016	ND	0.5	ug/L	09/20/96	smc
	Aroclor 1221	ND	0.5	ug/L	09/20/96	smc
	Aroclor 1232	ND	0.5	ug/L	09/20/96	smc
	Aroclor 1242	ND	0.5	ug/L	09/20/96	smc

The analytical results, opinions or interpretations contained in this report are based upon information and material supplied by the client for whose exclusive and confidential use this report has been made. The analytical results, opinions or interpretations expressed represent the best judgment of Core Laboratories. Core Laboratories, however, makes no warranty or representation, express or implied, of any type, and expressly disclaims same as to the productivity, proper operations or profitableness of any oil, gas, or other mineral, property, well, or sand, in connection with which such report is used or relied upon for any reason whatsoever. This report shall not be reproduced, in whole or in part, without the written approval of Core Laboratories.

CORE LABORATORIES

LABORATORY TEST RESULTS

Job Number: 962501 Date: 10/01/96

CUSTOMER: Daniel B. Stephens & Associates PROJECT: 6033.2 ENRON/ROSWELL ATTN: Bob Marley

Customer Sample ID: MW-8
Date Sampled.....: 09/11/96
Time Sampled.....: 13:25
Sample Matrix.....: Water

Laboratory Sample ID: 962501-5
Date Received.....: 09/12/96
Time Received.....: 09:45

TEST METHOD	PARAMETER/TEST DESCRIPTION	SAMPLE RESULT	REPORTING LIMIT	UNITS	DATE	TECH
	Aroclor 1248	ND	0.5	ug/L	09/20/96	smc
	Aroclor 1254	ND	0.5	ug/L	09/20/96	smc
	Aroclor 1260	ND	0.5	ug/L	09/20/96	smc
	Aroclor 1262	ND	0.5	ug/L	09/20/96	smc
	Aroclor 1268	ND	0.5	ug/L	09/20/96	smc
SW-846 3510B	Extraction (Sep. Funnel) SVOC					
	Separatory Funnel Liq/Liq Extraction	Complete			09/16/96	jbd
SW-846 8270	Semivolatile Organics					
	Acenaphthene	ND	10.	ug/L	09/24/96	mla
	Acenaphthylene	ND	10.	ug/L	09/24/96	mla
	Anthracene	ND	10.	ug/L	09/24/96	mla
	Benzidine	ND	50.	ug/L	09/24/96	mla
	Benzo(a)anthracene	ND	10.	ug/L	09/24/96	mla
	Benzo(b)fluoranthene	ND	10.	ug/L	09/24/96	mla
	Benzo(k)fluoranthene	ND	10.	ug/L	09/24/96	mla
	Benzo(ghi)perylene	ND	10.	ug/L	09/24/96	mla
	Benzo(a)pyrene	ND	10.	ug/L	09/24/96	mla
	Benzyl alcohol	ND	20.	ug/L	09/24/96	mla
	Butyl benzyl phthalate	ND	10.	ug/L	09/24/96	mla
	Bis(2-chloroethoxy)methane	ND	10.	ug/L	09/24/96	mla
	Bis(2-chloroethyl)ether	ND	10.	ug/L	09/24/96	mla
	Bis(2-chloroisopropyl)ether	ND	10.	ug/L	09/24/96	mla
	Bis(2-ethylhexyl)phthalate	ND	10.	ug/L	09/24/96	mla
	4-Bromophenyl phenyl ether	ND	10.	ug/L	09/24/96	mla
	4-Chloroaniline	ND	10.	ug/L	09/24/96	mla
	2-Chloronaphthalene	ND	10.	ug/L	09/24/96	mla
	4-Chlorophenyl phenyl ether	ND	10.	ug/L	09/24/96	mla
	Chrysene	ND	10.	ug/L	09/24/96	mla
	Dibenzo(a,h)anthracene	ND	10.	ug/L	09/24/96	mla
	Dibenzofuran	ND	10.	ug/L	09/24/96	mla
	1,2-Dichlorobenzene	ND	10.	ug/L	09/24/96	mla
	1,3-Dichlorobenzene	ND	10.	ug/L	09/24/96	mla
	1,4-Dichlorobenzene	ND	10.	ug/L	09/24/96	mla
	3,3-Dichlorobenzidine	ND	20.	ug/L	09/24/96	mla
	Diethyl phthalate	ND	10.	ug/L	09/24/96	mla
	Dimethyl phthalate	ND	10.	ug/L	09/24/96	mla
	Di-n-butyl phthalate	ND	10.	ug/L	09/24/96	mla
	Di-n-octyl phthalate	ND	10.	ug/L	09/24/96	mla
	2,4-Dinitrotoluene	ND	10.	ug/L	09/24/96	mla
	2,6-Dinitrotoluene	ND	10.	ug/L	09/24/96	mla
	Fluoranthene	ND	10.	ug/L	09/24/96	mla
	Fluorene	ND	10.	ug/L	09/24/96	mla
	Hexachlorobenzene	ND	10.	ug/L	09/24/96	mla
	Hexachlorobutadiene	ND	10.	ug/L	09/24/96	mla
	Hexachlorocyclopentadiene	ND	10.	ug/L	09/24/96	mla
	Hexachloroethane	ND	10.	ug/L	09/24/96	mla
	Indeno(1,2,3-cd)pyrene	ND	10.	ug/L	09/24/96	mla

The analytical results, opinions or interpretations contained in this report are based upon information and material supplied by the client for whose exclusive and confidential use this report has been made. The analytical results, opinions or interpretations expressed represent the best judgment of Core Laboratories. Core Laboratories, however, makes no warranty or representation, express or implied, of any type, and expressly disclaims same as to the productivity, proper operations or profitableness of any oil, gas, coal or other mineral property, well or sand in connection with which such report is used or relied upon for any reason whatsoever. This report shall not be reproduced, in whole or in part, without the written approval of Core Laboratories.

CORE LABORATORIES

LABORATORY TEST RESULTS

Job Number: 962501 Date: 10/01/96

CUSTOMER: Daniel B. Stephens & Associates PROJECT: 6033.2 ENRON/ROSWELL ATTN: Bob Marley

Customer Sample ID: MW-8
Date Sampled.....: 09/11/96
Time Sampled.....: 13:25
Sample Matrix.....: Water

Laboratory Sample ID: 962501-5
Date Received.....: 09/12/96
Time Received.....: 09:45

TEST METHOD	PARAMETER/TEST DESCRIPTION	SAMPLE RESULT	REPORTING LIMIT	UNITS	DATE	TECH
	Isophorone	ND	10.	ug/L	09/24/96	mla
	2-Methylnaphthalene	ND	10.	ug/L	09/24/96	mla
	Naphthalene	ND	10.	ug/L	09/24/96	mla
	o-Nitroaniline	ND	50.	ug/L	09/24/96	mla
	m-Nitroaniline	ND	50.	ug/L	09/24/96	mla
	p-Nitroaniline	ND	50.	ug/L	09/24/96	mla
	Nitrobenzene	ND	10.	ug/L	09/24/96	mla
	n-Nitrosodi-n-propylamine	ND	10.	ug/L	09/24/96	mla
	n-Nitrosodiphenylamine	ND	10.	ug/L	09/24/96	mla
	Phenanthrene	ND	10.	ug/L	09/24/96	mla
	Pyrene	ND	10.	ug/L	09/24/96	mla
	1,2,4-Trichlorobenzene	ND	10.	ug/L	09/24/96	mla
	Benzoic acid	ND	50.	ug/L	09/24/96	mla
	4-Chloro-3-methylphenol	ND	10.	ug/L	09/24/96	mla
	2-Chlorophenol	ND	10.	ug/L	09/24/96	mla
	2,4-Dichlorophenol	ND	10.	ug/L	09/24/96	mla
	2,4-Dimethylphenol	ND	10.	ug/L	09/24/96	mla
	2,4-Dinitrophenol	ND	50.	ug/L	09/24/96	mla
	2-Methyl-4,6-dinitrophenol	ND	50.	ug/L	09/24/96	mla
	2-Methylphenol (o-cresol)	ND	10.	ug/L	09/24/96	mla
	4-Methylphenol (p-cresol)	ND	10.	ug/L	09/24/96	mla
	2-Nitrophenol	ND	10.	ug/L	09/24/96	mla
	4-Nitrophenol	ND	50.	ug/L	09/24/96	mla
	Pentachlorophenol	ND	50.	ug/L	09/24/96	mla
	Phenol	ND	10.	ug/L	09/24/96	mla
	2,4,5-Trichlorophenol	ND	10.	ug/L	09/24/96	mla
	2,4,6-Trichlorophenol	ND	10.	ug/L	09/24/96	mla
SW-846 8240	Volatile Organics					
	Acetone	ND	100.	ug/L	09/17/96	tdw
	Benzene	ND	1.	ug/L	09/17/96	tdw
	Bromodichloromethane	ND	5.	ug/L	09/17/96	tdw
	Bromoform	ND	5.	ug/L	09/17/96	tdw
	Bromomethane	ND	10.	ug/L	09/17/96	tdw
	Methyl ethyl ketone (2-Butanone)	ND	100.	ug/L	09/17/96	tdw
	Carbon disulfide	ND	5.	ug/L	09/17/96	tdw
	Carbon tetrachloride	ND	5.	ug/L	09/17/96	tdw
	Chlorobenzene	ND	5.	ug/L	09/17/96	tdw
	Chloroethane	ND	10.	ug/L	09/17/96	tdw
	2-Chloroethylvinyl ether	ND	10.	ug/L	09/17/96	tdw
	Chloroform	ND	5.	ug/L	09/17/96	tdw
	Chloromethane	ND	10.	ug/L	09/17/96	tdw
	Dibromochloromethane	ND	5.	ug/L	09/17/96	tdw
	1,1-Dichloroethane	ND	5.	ug/L	09/17/96	tdw
	1,2-Dichloroethane	ND	5.	ug/L	09/17/96	tdw
	1,1-Dichloroethene	ND	5.	ug/L	09/17/96	tdw
	trans-1,2-Dichloroethene	ND	5.	ug/L	09/17/96	tdw
	1,2-Dichloropropane	ND	5.	ug/L	09/17/96	tdw
	cis-1,3-Dichloropropene	ND	5.	ug/L	09/17/96	tdw

The analytical results, opinions or interpretations contained in this report are based upon information and material supplied by the client for whose exclusive and confidential use this report has been made. The analytical results, opinions or interpretations expressed represent the best judgment of Core Laboratories. Core Laboratories, however, makes no warranty or representation, express or implied, of any type, and expressly disclaims same as to the productivity, proper operations or profitableness of any oil, gas, rock or other mineral property, well or sand in connection with which such report is used or relied upon for any reason whatsoever. This report shall not be reproduced, in whole or in part, without the written approval of Core Laboratories.

CORE LABORATORIES

LABORATORY TEST RESULTS

Job Number: 962501 Date: 10/01/96

CUSTOMER: Daniel B. Stephens & Associates PROJECT: 6033.2 ENRON/ROSWELL ATTN: Bob Marley

Customer Sample ID: MW-8
Date Sampled.....: 09/11/96
Time Sampled.....: 13:25
Sample Matrix.....: Water

Laboratory Sample ID: 962501-5
Date Received.....: 09/12/96
Time Received.....: 09:45

TEST METHOD	PARAMETER/TEST DESCRIPTION	SAMPLE RESULT	REPORTING LIMIT	UNITS	DATE	TECH
	trans-1,3-Dichloropropene	ND	5.	ug/L	09/17/96	tdw
	Ethylbenzene	ND	5.	ug/L	09/17/96	tdw
	2-Hexanone	ND	50.	ug/L	09/17/96	tdw
	Methylene chloride	ND	5.	ug/L	09/17/96	tdw
	4-Methyl-2-pentanone (MIBK)	ND	50.	ug/L	09/17/96	tdw
	Styrene	ND	5.	ug/L	09/17/96	tdw
	1,1,2,2-Tetrachloroethane	ND	5.	ug/L	09/17/96	tdw
	Tetrachloroethene	ND	5.	ug/L	09/17/96	tdw
	Toluene	ND	5.	ug/L	09/17/96	tdw
	1,1,1-Trichloroethane	ND	5.	ug/L	09/17/96	tdw
	1,1,2-Trichloroethane	ND	5.	ug/L	09/17/96	tdw
	Trichloroethene	ND	5.	ug/L	09/17/96	tdw
	Vinyl acetate	ND	50.	ug/L	09/17/96	tdw
	Vinyl chloride	ND	10.	ug/L	09/17/96	tdw
	Xylenes (total)	ND	5.	ug/L	09/17/96	tdw

The analytical results, opinions or interpretations contained in this report are based upon information and material supplied by the client for whose exclusive and confidential use this report has been made. The analytical results, opinions or interpretations expressed represent the best judgment of Core Laboratories. Core Laboratories, however, makes no warranty or representation, express or implied, of any type, and expressly disclaims same as to the productivity, proper operations or profitableness of any oil, gas, or other mineral, property, well or sand in connection with which such report is used or relied upon for any reason whatsoever. This report shall not be reproduced, in whole or in part, without the written approval of Core Laboratories.

CORELAB

CORE LABORATORIES

QUALITY CONTROL RESULTS

Job Number: 962501 Date: 10/01/96

CUSTOMER: Daniel B. Stephens & Associates PROJECT: 6033.2 ENRON/ROSWELL ATTN: Bob Marley

Test Method.....: SW-846 6010A
Method Description.: Metals Analysis (ICAP)
Parameter.....: Arsenic (As)
Batch.....: 13394
Reporting Limit...: 0.05
Units.....: mg/L
Analyst...: smh

QC	Lab ID	Reagent	QC Result	QC Result	True Value	Orig. Value	Calc. Result	Units	Date/Time
ICV		960716T	2.04476		2.00		102.2	% REC	09/18/96 1318
ICB		960729M	-0.00155						09/18/96 1347
ISB		960630H	0.82832		1.000		82.8	% REC	09/18/96 1604
CCV		960914Z	2.40215		2.5		96.1	% REC	09/18/96 1814
CCB		9609158	-0.00328						09/18/96 1826
CCV		960914Z	2.29636		2.5		91.9	% REC	09/18/96 1949
CCB		960918M	0.01307						09/18/96 2016
CCV		960914Z	2.50344		2.5		100.1	% REC	09/18/96 2320
CCB		960918M	-0.00730						09/18/96 2334
CCV		960914Z	2.45272		2.5		98.1	% REC	09/19/96 0037
CCB		960918M	-0.01175						09/19/96 0042
MB		0918	-0.01250						09/19/96 0102
LCS		960912Z	0.94622		1.00		94.6	% REC	09/19/96 0104
MD	962501-1		0.01187			0.03150	0.01963	ABS Diff.	09/19/96 0118
CCV		960914Z	2.50149		2.5		100.1	% REC	09/19/96 0123
CCB		960918M	-0.00542						09/19/96 0140
MS	962501-2	960630G	0.94365		1.000	0.04861	89.5	% REC	09/19/96 0147
CCV		960914Z	2.48851		2.5		99.5	% REC	09/19/96 0219
CCB		960918M	0.01474						09/19/96 0228
CCV		960914Z	2.37337		2.5		94.9	% REC	09/19/96 0301
CCB		960918M	0.02239						09/19/96 0310
ISB		960630H	0.91369		1.000		91.4	% REC	09/19/96 0339
CCV		960914Z	2.34367		2.5		93.7	% REC	09/19/96 0347
CCB		960918M	-0.00781						09/19/96 0349

Test Method.....: SW-846 6010A
Method Description.: Metals Analysis (ICAP)
Parameter.....: Barium (Ba)
Batch.....: 13394
Reporting Limit...: 0.01
Units.....: mg/L
Analyst...: smh

QC	Lab ID	Reagent	QC Result	QC Result	True Value	Orig. Value	Calc. Result	Units	Date/Time
ICV		960501Q	1.03407		1.00		103.4	% REC	09/18/96 1322
ICB		960729M	-0.00008						09/18/96 1347
ISB		960630H	0.48751		0.5000		97.5	% REC	09/18/96 1604
CCV		960914Z	5.16223		5.0		103.2	% REC	09/18/96 1814
CCB		9609158	-0.00008						09/18/96 1826
CCV		960914Z	5.27672		5.0		105.5	% REC	09/18/96 1949
CCB		960918M	0.00115						09/18/96 2016
CCV		960914Z	5.10631		5.0		102.1	% REC	09/18/96 2320
CCB		960918M	0.00000						09/18/96 2334
CCV		960914Z	5.21294		5.0		104.3	% REC	09/19/96 0037
CCB		960918M	0.00248						09/19/96 0042
MB		0918	0.00016						09/19/96 0102
LCS		960912Z	1.01058		1.00		101.1	% REC	09/19/96 0104
MD	962501-1		0.01166			0.01158	0.00008	ABS Diff.	09/19/96 0118
CCV		960914Z	5.26183		5.0		105.2	% REC	09/19/96 0123
CCB		960918M	0.00008						09/19/96 0140
MS	962501-2	960630G	0.97039		1.000	0.01555	95.5	% REC	09/19/96 0147
CCV		960914Z	5.36870		5.0		107.4	% REC	09/19/96 0219
CCB		960918M	0.00090						09/19/96 0228
CCV		960914Z	5.06438		5.0		101.3	% REC	09/19/96 0301
CCB		960918M	0.00041						09/19/96 0310

The analytical results, opinions or interpretations contained in this report are based upon information and material supplied by the client for whose exclusive and confidential use this report has been made. The analytical results, opinions or interpretations expressed represent the best judgment of Core Laboratories. Core Laboratories, however, makes no warranty or representation, express or implied, of any type, and expressly disclaims same as to the productivity, proper operations or profitableness of any oil, gas, coal or other mineral, property, well or sand in connection with which such report is used or relied upon for any reason whatsoever. This report shall not be reproduced, in whole or in part, without the written approval of Core Laboratories.

CORE LABORATORIES

QUALITY CONTROL RESULTS

Job Number: 962501 Date: 10/01/96

CUSTOMER: Daniel B. Stephens & Associates PROJECT: 6033.2 ENRON/ROSWELL ATTN: Bob Marley

Test Method.....: SW-846 6010A
Method Description.: Metals Analysis (ICAP)
Parameter.....: Barium (Ba)
Batch.....: 13394
Reporting Limit...: 0.01
Units.....: mg/L
Analyst...: smh

QC	Lab ID	Reagent	QC Result	QC Result	True Value	Orig. Value	Calc. Result	Units	Date/Time
ISB		960630H	0.51532		0.5000		103.1	% REC	09/19/96 0339
CCV		960914Z	5.12335		5.0		102.5	% REC	09/19/96 0347
CCB		960918M	0.00264						09/19/96 0349

Test Method.....: SW-846 6010A
Method Description.: Metals Analysis (ICAP)
Parameter.....: Cadmium (Cd)
Batch.....: 13394
Reporting Limit...: 0.005
Units.....: mg/L
Analyst...: smh

QC	Lab ID	Reagent	QC Result	QC Result	True Value	Orig. Value	Calc. Result	Units	Date/Time
ICV		960716T	2.00047		2.00		100.0	% REC	09/18/96 1318
ICB		960729M	0.00064						09/18/96 1347
ISB		960630H	0.95255		1.000		95.3	% REC	09/18/96 1604
CCV		960914Z	2.43732		2.5		97.5	% REC	09/18/96 1814
CCB		9609158	-0.00192						09/18/96 1826
CCV		960914Z	2.43169		2.5		97.3	% REC	09/18/96 1949
CCB		960918M	-0.00001						09/18/96 2016
CCV		960914Z	2.55306		2.5		102.1	% REC	09/18/96 2320
CCB		960918M	0.00000						09/18/96 2334
CCV		960914Z	2.56853		2.5		102.7	% REC	09/19/96 0037
CCB		960918M	-0.00063						09/19/96 0042
MB		0918	-0.00256						09/19/96 0102
LCS		960912Z	0.99453		1.00		99.5	% REC	09/19/96 0104
MD	962501-1		-0.00322			-0.00195	0.00127	ABS Diff.	09/19/96 0118
CCV		960914Z	2.48397		2.5		99.4	% REC	09/19/96 0123
CCB		960918M	-0.00242						09/19/96 0140
MS	962501-2	960630G	0.85662		1.000	-0.00245	85.9	% REC	09/19/96 0147
CCV		960914Z	2.47507		2.5		99.0	% REC	09/19/96 0219
CCB		960918M	0.00119						09/19/96 0228
CCV		960914Z	2.43204		2.5		97.3	% REC	09/19/96 0301
CCB		960918M	-0.00184						09/19/96 0310
ISB		960630H	0.96432		1.000		96.4	% REC	09/19/96 0339
CCV		960914Z	2.40167		2.5		96.1	% REC	09/19/96 0347
CCB		960918M	-0.00060						09/19/96 0349

Test Method.....: SW-846 6010A
Method Description.: Metals Analysis (ICAP)
Parameter.....: Calcium (Ca)
Batch.....: 13394
Reporting Limit...: 0.1
Units.....: mg/L
Analyst...: smh

QC	Lab ID	Reagent	QC Result	QC Result	True Value	Orig. Value	Calc. Result	Units	Date/Time
ICV		960412S	20.39297		20.000000		102.0	% REC	09/18/96 1343
ICB		960729M	0.01217						09/18/96 1347
CCV		960914Z	9.22028		10.0		92.2	% REC	09/18/96 1814
CCB		9609158	0.00106						09/18/96 1826
CCV		960914Z	10.67517		10.0		106.8	% REC	09/18/96 1949
CCB		960918M	0.00089						09/18/96 2016
CCV		960914Z	10.33291		10.0		103.3	% REC	09/18/96 2320
CCB		960918M	-0.00121						09/18/96 2334
CCV		960914Z	10.55519		10.0		105.6	% REC	09/19/96 0037
CCB		960918M	0.01353						09/19/96 0042

The analytical results, opinions or interpretations contained in this report are based upon information and material supplied by the client for whose exclusive and confidential use this report has been made. The analytical results, opinions or interpretations expressed represent the best judgment of Core Laboratories. Core Laboratories, however, makes no warranty or representation, express or implied, of any type, and expressly disclaims same as to the productivity, proper operations or profitabilness of any oil, gas, coal, or other mineral property, well or sand in connection with which such report is used or relied upon for any reason whatsoever. This report shall not be reproduced, in whole or in part, without the written approval of Core Laboratories.

CORE LABORATORIES

QUALITY CONTROL RESULTS

Job Number: 962501 Date: 10/01/96

CUSTOMER: Daniel B. Stephens & Associates PROJECT: 6033.2 ENRON/ROSWELL ATTN: Bob Marley

Test Method.....: SW-846 6010A Batch.....: 13394 Analyst...: smh
Method Description.: Metals Analysis (ICAP) Reporting Limit...: 0.1
Parameter.....: Calcium (Ca) Units.....: mg/L

QC	Lab ID	Reagent	QC Result	QC Result	True Value	Orig. Value	Calc. Result	Units	Date/Time
MB		0918	0.03973						09/19/96 0102
LCS		960912Y	18.98617		20.000000		94.9	% REC	09/19/96 0112
CCV		960914Z	10.77421		10.0		107.7	% REC	09/19/96 0123
CCB		960918M	-0.00118						09/19/96 0140
MS	962501-2	960630G	277.56701		50.000	269.79254	15.5	% REC	09/19/96 0147
CCV		960914Z	9.83844		10.0		98.4	% REC	09/19/96 0219
CCB		960918M	0.00308						09/19/96 0228
CCV		960914Z	9.21658		10.0		92.2	% REC	09/19/96 0301
CCB		960918M	-0.00017						09/19/96 0310
CCV		960914Z	9.35159		10.0		93.5	% REC	09/19/96 0347
CCB		960918M	0.03079						09/19/96 0349

Test Method.....: SW-846 6010A Batch.....: 13394 Analyst...: smh
Method Description.: Metals Analysis (ICAP) Reporting Limit...: 1
Parameter.....: Calcium (Ca) Units.....: mg/L

QC	Lab ID	Reagent	QC Result	QC Result	True Value	Orig. Value	Calc. Result	Units	Date/Time
ICV		960412S	202.90115		200		101.5	% REC	09/18/96 1335
ICB		960729M	0.06265						09/18/96 1347
ISA		960323A	521.17822		500		104.2	% REC	09/18/96 1402
ISB		960630H	490.26452		500		98.1	% REC	09/18/96 1604
CCV		960620BB	265.90267		250.00		106.4	% REC	09/18/96 1809
CCB		9609158	0.68293						09/18/96 1826
CCV		960620BB	268.67196		250.00		107.5	% REC	09/18/96 1946
CCB		960918M	0.39024						09/18/96 2016
CCV		960620BB	259.22180		250.00		103.7	% REC	09/18/96 2316
CCB		960918M	-0.78483						09/18/96 2334
CCV		960620BB	266.94186		250.00		106.8	% REC	09/19/96 0035
CCB		960918M	-0.60371						09/19/96 0042
MB		0918	-0.28676						09/19/96 0102
LCS		960912Y	181.94578		200.0		91.0	% REC	09/19/96 0109
MD	962501-1		477.63977			487.89544	2.1	RPD	09/19/96 0118
CCV		960620BB	268.39080		250.00		107.4	% REC	09/19/96 0121
CCB		960918M	-0.36142						09/19/96 0140
PDS	962501-2	960630G	170.32363		50	126.90692	86.8	% REC	09/19/96 0155
CCV		960620BB	267.19427		250.00		106.9	% REC	09/19/96 0216
CCB		960918M	-0.54214						09/19/96 0228
CCV		960620BB	262.96252		250.00		105.2	% REC	09/19/96 0258
CCB		960918M	0.69274						09/19/96 0310
ISA		960323A	505.04492		500		101.0	% REC	09/19/96 0333
ISB		960630H	493.75781		500		98.8	% REC	09/19/96 0339
CCV		960620BB	260.81652		250.00		104.3	% REC	09/19/96 0344
CCB		960918M	0.18824						09/19/96 0349

The analytical results, opinions or interpretations contained in this report are based upon information and material supplied by the client for whose exclusive and confidential use this report has been made. The analytical results, opinions or interpretations expressed represent the best judgment of Core Laboratories. Core Laboratories, however, makes no warranty or representation, express or implied, of any type, and expressly disclaims same as to the productivity, proper operations or profitableness of any oil, gas, or other mineral property, well or sand in connection with which such report is used or relied upon for any reason whatsoever. This report shall not be reproduced, in whole or in part, without the written approval of Core Laboratories.

CORE LABORATORIES

QUALITY CONTROL RESULTS

Job Number: 962501 Date: 10/01/96

CUSTOMER: Daniel B. Stephens & Associates PROJECT: 6033.2 ENRON/ROSWELL ATTN: Bob Marley

Test Method.....: SW-846 6010A
Method Description.: Metals Analysis (ICAP)
Parameter.....: Chromium (Cr)
Batch.....: 13394
Reporting Limit...: 0.01
Units.....: mg/L
Analyst...: smh

QC	Lab ID	Reagent	QC Result	QC Result	True Value	Orig. Value	Calc. Result	Units	Date/Time
ICV		960716T	1.99279		2.00		99.6	% REC	09/18/96 1318
ICB		960729M	-0.00340						09/18/96 1347
ISB		960630H	0.43250		0.5000		86.5	% REC	09/18/96 1604
CCV		960914Z	2.58138		2.5		103.3	% REC	09/18/96 1814
CCB		9609158	-0.00170						09/18/96 1826
CCV		960914Z	2.50214		2.5		100.1	% REC	09/18/96 1949
CCB		960918M	-0.00084						09/18/96 2016
CCV		960914Z	2.54867		2.5		101.9	% REC	09/18/96 2320
CCB		960918M	0.00041						09/18/96 2334
MB		0918	-0.00043						09/19/96 0028
EB		0918	0.00636						09/19/96 0030
SB		960630G	0.93457		1.000		93.5	% REC	09/19/96 0033
CCV		960914Z	2.58231		2.5		103.3	% REC	09/19/96 0037
CCB		960918M	0.00127						09/19/96 0042
MD	962368-3		0.01292			0.01399	0.00107	ABS Diff.	09/19/96 0048
MS	962368-4	960630G	0.94920		1.000	0.01236	93.7	% REC	09/19/96 0053
MB		0918	-0.00043						09/19/96 0102
LCS		960912Z	1.00501		1.00		100.5	% REC	09/19/96 0104
MD	962501-1		0.00373			-0.00122	0.00495	ABS Diff.	09/19/96 0118
CCV		960914Z	2.62797		2.5		105.1	% REC	09/19/96 0123
CCB		960918M	-0.00128						09/19/96 0140
MS	962501-2	960630G	0.89083		1.000	0.00434	88.6	% REC	09/19/96 0147
CCV		960914Z	2.64408		2.5		105.8	% REC	09/19/96 0219
CCB		960918M	-0.00085						09/19/96 0228
CCV		960914Z	2.55583		2.5		102.2	% REC	09/19/96 0301
CCB		960918M	-0.00041						09/19/96 0310
ISB		960630H	0.46215		0.5000		92.4	% REC	09/19/96 0339
CCV		960914Z	2.54683		2.5		101.9	% REC	09/19/96 0347
CCB		960918M	0.00000						09/19/96 0349

Test Method.....: SW-846 6010A
Method Description.: Metals Analysis (ICAP)
Parameter.....: Copper (Cu)
Batch.....: 13394
Reporting Limit...: 0.01
Units.....: mg/L
Analyst...: smh

QC	Lab ID	Reagent	QC Result	QC Result	True Value	Orig. Value	Calc. Result	Units	Date/Time
ICV		960716T	2.11300		2.00		105.7	% REC	09/18/96 1318
ICB		960729M	-0.00168						09/18/96 1347
ISB		960630H	0.44829		0.5000		89.7	% REC	09/18/96 1604
CCV		960914Z	2.47162		2.5		98.9	% REC	09/18/96 1814
CCB		9609158	-0.00004						09/18/96 1826
CCV		960914Z	2.53366		2.5		101.3	% REC	09/18/96 1949
CCB		960918M	0.00159						09/18/96 2016
CCV		960914Z	2.46467		2.5		98.6	% REC	09/18/96 2320
CCB		960918M	-0.00399						09/18/96 2334
CCV		960914Z	2.50590		2.5		100.2	% REC	09/19/96 0037
CCB		960918M	-0.00400						09/19/96 0042
MB		0918	-0.00240						09/19/96 0102
LCS		960912Z	0.96695		1.00		96.7	% REC	09/19/96 0104
MD	962501-1		-0.03048			-0.03311	0.00263	ABS Diff.	09/19/96 0118
CCV		960914Z	2.51882		2.5		100.8	% REC	09/19/96 0123
CCB		960918M	0.00284						09/19/96 0140

The analytical results, opinions or interpretations contained in this report are based upon information and material supplied by the client for whose exclusive and confidential use this report has been made. The analytical results, opinions or interpretations expressed represent the best judgment of Core Laboratories. Core Laboratories, however, makes no warranty or representation, express or implied, of any type, and expressly disclaims same as to the productivity, proper operations or profitableness of any oil, gas, coal or other mineral property, well or sand in connection with which such report is used or relied upon for any reason whatsoever. This report shall not be reproduced, in whole or in part, without the written approval of Core Laboratories.

CORE LABORATORIES

QUALITY CONTROL RESULTS

Job Number: 962501 Date: 10/01/96

CUSTOMER: Daniel B. Stephens & Associates PROJECT: 6033.2 ENRON/ROSWELL ATTN: Bob Marley

Test Method.....: SW-846 6010A Batch.....: 13394 Analyst...: smh
Method Description.: Metals Analysis (ICAP) Reporting Limit...: 0.01
Parameter.....: Copper (Cu) Units.....: mg/L

QC	Lab ID	Reagent	QC Result	QC Result	True Value	Orig. Value	Calc. Result	Units	Date/Time
MS	962501-2	960630G	0.88854		1.000	-0.02543	91.4	% REC	09/19/96 0147
CCV		960914Z	2.56121		2.5		102.4	% REC	09/19/96 0219
CCB		960918M	0.00164						09/19/96 0228
CCV		960914Z	2.42619		2.5		97.0	% REC	09/19/96 0301
CCB		960918M	-0.00408						09/19/96 0310
ISB		960630H	0.45529		0.5000		91.1	% REC	09/19/96 0339
CCV		960914Z	2.43849		2.5		97.5	% REC	09/19/96 0347
CCB		960918M	-0.00283						09/19/96 0349

Test Method.....: SW-846 6010A Batch.....: 13394 Analyst...: smh
Method Description.: Metals Analysis (ICAP) Reporting Limit...: 0.1
Parameter.....: Magnesium (Mg) Units.....: mg/L

QC	Lab ID	Reagent	QC Result	QC Result	True Value	Orig. Value	Calc. Result	Units	Date/Time
ICV		960412S	21.49445		20.000000		107.5	% REC	09/18/96 1343
ICB		960729M	0.00966						09/18/96 1347
CCV		960914Z	23.42652		25.0		93.7	% REC	09/18/96 1814
CCB		9609158	-0.00561						09/18/96 1826
CCV		960914Z	26.21955		25.0		104.9	% REC	09/18/96 1949
CCB		960918M	-0.00249						09/18/96 2016
CCV		960914Z	26.59500		25.0		106.4	% REC	09/18/96 2320
CCB		960918M	-0.00810						09/18/96 2334
CCV		960914Z	26.91962		25.0		107.7	% REC	09/19/96 0037
CCB		960918M	0.01434						09/19/96 0042
MB		0918	-0.00280						09/19/96 0102
LCS		960912Y	20.11137		20.000000		100.6	% REC	09/19/96 0112
CCV		960914Z	27.47422		25.0		109.9	% REC	09/19/96 0123
CCB		960918M	-0.00561						09/19/96 0140
PDS	962501-2	960630G	72.60816		50.000	28.85179	87.5	% REC	09/19/96 0155
CCV		960914Z	24.01394		25.0		96.1	% REC	09/19/96 0219
CCB		960918M	0.00121						09/19/96 0228
CCV		960914Z	23.18621		25.0		92.7	% REC	09/19/96 0301
CCB		960918M	-0.00432						09/19/96 0310
CCV		960914Z	23.14759		25.0		92.6	% REC	09/19/96 0347
CCB		960918M	0.03401						09/19/96 0349

Test Method.....: SW-846 6010A Batch.....: 13394 Analyst...: smh
Method Description.: Metals Analysis (ICAP) Reporting Limit...: 0.5
Parameter.....: Magnesium (Mg) Units.....: mg/L

QC	Lab ID	Reagent	QC Result	QC Result	True Value	Orig. Value	Calc. Result	Units	Date/Time
ICV		960412S	205.82533		200		102.9	% REC	09/18/96 1335
ICB		960729M	0.15485						09/18/96 1347
ISA		960323A	549.35083		500		109.9	% REC	09/18/96 1402
ISB		960630H	510.66961		500		102.1	% REC	09/18/96 1604
CCV		960620BB	260.59625		250.00		104.2	% REC	09/18/96 1809
CCB		9609158	-0.00405						09/18/96 1826
CCV		960620BB	263.74615		250.00		105.5	% REC	09/18/96 1946
CCB		960918M	-0.01758						09/18/96 2016

The analytical results, opinions or interpretations contained in this report are based upon information and material supplied by the client for whose exclusive and confidential use this report has been made. The analytical results, opinions or interpretations expressed represent the best judgment of Core Laboratories. Core Laboratories, however, makes no warranty or representation, express or implied, of any type, and expressly disclaims same as to the productivity, proper operations or profitableness of any oil, gas, water or other mineral property, part or parts in connection with which such report is used or relied upon for any reason whatsoever. This report shall not be reproduced, in whole or in part, without the written approval of Core Laboratories.

CORE LABORATORIES

QUALITY CONTROL RESULTS

Job Number: 962501 Date: 10/01/96

CUSTOMER: Daniel B. Stephens & Associates PROJECT: 6033.2 ENRON/ROSWELL ATTN: Bob Marley

Test Method.....: SW-846 6010A Batch.....: 13394 Analyst...: smh
Method Description.: Metals Analysis (ICAP) Reporting Limit...: 0.5
Parameter.....: Magnesium (Mg) Units.....: mg/L

QC	Lab ID	Reagent	QC Result	QC Result	True Value	Orig. Value	Calc. Result	Units	Date/Time
CCV		960620BB	252.97238		250.00		101.2	% REC	09/18/96 2316
CCB		960918M	0.12104						09/18/96 2334
CCV		960620BB	262.38891		250.00		105.0	% REC	09/19/96 0035
CCB		960918M	0.15350						09/19/96 0042
MB		0918	0.16162						09/19/96 0102
LCS		960912Y	192.03219		200.0		96.0	% REC	09/19/96 0109
MD	962501-1		150.54930			154.00012	2.3	RPD	09/19/96 0118
CCV		960620BB	264.17755		250.00		105.7	% REC	09/19/96 0121
CCB		960918M	0.05950						09/19/96 0140
MS	962501-2	960630G	188.04782		50	138.67599	98.7	% REC	09/19/96 0147
CCV		960620BB	262.94549		250.00		105.2	% REC	09/19/96 0216
CCB		960918M	0.06288						09/19/96 0228
CCV		960620BB	260.07351		250.00		104.0	% REC	09/19/96 0258
CCB		960918M	0.16364						09/19/96 0310
ISA		960323A	559.43420		500		111.9	% REC	09/19/96 0333
ISB		960630H	539.42913		500		107.9	% REC	09/19/96 0339
CCV		960620BB	258.24429		250.00		103.3	% REC	09/19/96 0344
CCB		960918M	0.16567						09/19/96 0349

Test Method.....: SW-846 6010A Batch.....: 13394 Analyst...: smh
Method Description.: Metals Analysis (ICAP) Reporting Limit...: 5
Parameter.....: Potassium (K) Units.....: mg/L

QC	Lab ID	Reagent	QC Result	QC Result	True Value	Orig. Value	Calc. Result	Units	Date/Time
ICV		960412S	103.31754		100.0		103.3	% REC	09/18/96 1335
ICB		960729M	0.02462						09/18/96 1347
ISB		960630H	10.74718		10.000		107.5	% REC	09/18/96 1604
CCV		960620BB	248.93670		250.00		99.6	% REC	09/18/96 1809
CCB		9609158	1.43219						09/18/96 1826
CCV		960620BB	252.00238		250.00		100.8	% REC	09/18/96 1946
CCB		960918M	1.03865						09/18/96 2016
CCV		960620BB	245.17376		250.00		98.1	% REC	09/18/96 2316
CCB		960918M	2.23074						09/18/96 2334
CCV		960620BB	249.35485		250.00		99.7	% REC	09/19/96 0035
CCB		960918M	2.48256						09/19/96 0042
MB		0918	2.98090						09/19/96 0102
LCS		960912Y	92.04234		100.0		92.0	% REC	09/19/96 0109
MD	962501-1		17.16413			19.01725	1.85312	ABS Diff.	09/19/96 0118
CCV		960620BB	251.87237		250.00		100.7	% REC	09/19/96 0121
CCB		960918M	1.01151						09/19/96 0140
MS	962501-2	960630G	66.28408		50.000	20.02038	92.5	% REC	09/19/96 0147
CCV		960620BB	248.62841		250.00		99.5	% REC	09/19/96 0216
CCB		960918M	0.76247						09/19/96 0228
CCV		960620BB	245.34725		250.00		98.1	% REC	09/19/96 0258
CCB		960918M	2.69185						09/19/96 0310
ISB		960630H	10.52101		10.000		105.2	% REC	09/19/96 0339
CCV		960620BB	242.40742		250.00		97.0	% REC	09/19/96 0344
CCB		960918M	2.09000						09/19/96 0349

The analytical results, opinions and interpretations contained in this report are based upon information and material supplied by the client for whose exclusive and confidential use this report has been made. The analytical results, opinions or interpretations expressed represent the best judgment of Core Laboratories. Core Laboratories, however, makes no warranty or representation, express or implied, of any type, and expressly disclaims same as to the productivity, proper operations or profitableness of any oil, gas, mine or other mineral property, well or sand in connection with which such report is used or relied upon for any reason whatsoever. This report shall not be reproduced, in whole or in part, without the written approval of Core Laboratories.

CORE LABORATORIES

QUALITY CONTROL RESULTS

Job Number: 962501 Date: 10/01/96

CUSTOMER: Daniel B. Stephens & Associates PROJECT: 6033.2 ENRON/ROSWELL ATTN: Bob Marley

Test Method.....: SW-846 6010A
Method Description.: Metals Analysis (ICAP)
Parameter.....: Silver (Ag)
Batch.....: 13394
Reporting Limit...: 0.01
Units.....: mg/L
Analyst...: smh

QC	Lab ID	Reagent	QC Result	QC Result	True Value	Orig. Value	Calc. Result	Units	Date/Time
ICV		960501Q	0.94078		1.00		94.1	% REC	09/18/96 1322
ICB		960729M	0.00118						09/18/96 1347
ISB		960630H	1.01984		1.000		102.0	% REC	09/18/96 1604
CCV		960620BB	2.45371		2.500		98.1	% REC	09/18/96 1809
CCB		9609158	0.00098						09/18/96 1826
CCV		960620BB	2.42269		2.500		96.9	% REC	09/18/96 1946
CCB		960918M	0.00033						09/18/96 2016
CCV		960620BB	2.48143		2.500		99.3	% REC	09/18/96 2316
CCB		960918M	0.00000						09/18/96 2334
CCV		960620BB	2.50005		2.500		100.0	% REC	09/19/96 0035
CCB		960918M	-0.00064						09/19/96 0042
MB		0918	0.00165						09/19/96 0102
LCS		960912Z	0.99706		1.00		99.7	% REC	09/19/96 0104
MD	962501-1		-0.00165			-0.00266	0.00101	ABS Diff.	09/19/96 0118
CCV		960620BB	2.57022		2.500		102.8	% REC	09/19/96 0121
CCB		960918M	0.00162						09/19/96 0140
MS	962501-2	960630G	0.85347		1.000	-0.00129	85.5	% REC	09/19/96 0147
CCV		960620BB	2.52943		2.500		101.2	% REC	09/19/96 0216
CCB		960918M	0.00065						09/19/96 0228
CCV		960620BB	2.50331		2.500		100.1	% REC	09/19/96 0258
CCB		960918M	0.00000						09/19/96 0310
ISB		960630H	0.92749		1.000		92.7	% REC	09/19/96 0339
CCV		960620BB	2.45696		2.500		98.3	% REC	09/19/96 0344
CCB		960918M	0.00131						09/19/96 0349

Test Method.....: SW-846 6010A
Method Description.: Metals Analysis (ICAP)
Parameter.....: Sodium (Na)
Batch.....: 13394
Reporting Limit...: 1
Units.....: mg/L
Analyst...: smh

QC	Lab ID	Reagent	QC Result	QC Result	True Value	Orig. Value	Calc. Result	Units	Date/Time
ICV		960412S	20.28460		20.000000		101.4	% REC	09/18/96 1343
ICB		960729M	0.05558						09/18/96 1347
CCV		960914Z	49.53738		50.0		99.1	% REC	09/18/96 1814
CCB		9609158	-0.00988						09/18/96 1826
CCV		960914Z	50.45025		50.0		100.9	% REC	09/18/96 1949
CCB		960918M	0.02347						09/18/96 2016
CCV		960914Z	49.53614		50.0		99.1	% REC	09/18/96 2320
CCB		960918M	0.01358						09/18/96 2334
CCV		960914Z	50.00184		50.0		100.0	% REC	09/19/96 0037
CCB		960918M	0.07905						09/19/96 0042
MB		0918	0.26311						09/19/96 0102
LCS		960912Y	19.35073		20.000000		96.8	% REC	09/19/96 0112
CCV		960914Z	50.76525		50.0		101.5	% REC	09/19/96 0123
CCB		960918M	0.00988						09/19/96 0140
PDS	962501-2	960630G	90.46977		50.000	45.73270	89.5	% REC	09/19/96 0155
CCV		960914Z	51.54471		50.0		103.1	% REC	09/19/96 0219
CCB		960918M	0.00617						09/19/96 0228
CCV		960914Z	49.01485		50.0		98.0	% REC	09/19/96 0301
CCB		960918M	0.01852						09/19/96 0310
CCV		960914Z	49.24091		50.0		98.5	% REC	09/19/96 0347
CCB		960918M	0.09141						09/19/96 0349

The analytical results, opinions or interpretations contained in this report are based upon information and material supplied by the client for whose exclusive and confidential use this report has been made. The analytical results, opinions or interpretations expressed represent the best judgment of Core Laboratories. Core Laboratories, however, makes no warranty or representation, express or implied, of any type, and expressly disclaims same as to the productivity, proper operations or profitableness of any oil, gas, or other minerals, property, well or sand, in connection with which such report is used or relied upon for any reason whatsoever. This report shall not be reproduced, in whole or in part, without the written approval of Core Laboratories.

CORE LABORATORIES

QUALITY CONTROL RESULTS

Job Number: 962501 Date: 10/01/96

CUSTOMER: Daniel B. Stephens & Associates PROJECT: 6033.2 ENRON/ROSWELL ATTN: Bob Marley

Test Method.....: SW-846 6010A Batch.....: 13394 Analyst...: smh
Method Description.: Metals Analysis (ICAP) Reporting Limit...: 5
Parameter.....: Sodium (Na) Units.....: mg/L

QC	Lab ID	Reagent	QC Result	QC Result	True Value	Orig. Value	Calc. Result	Units	Date/Time
ICV		960412S	215.38262		200		107.7	% REC	09/18/96 1335
ICB		960729M	-0.35614						09/18/96 1347
ISA		960323A	533.65325		500		106.7	% REC	09/18/96 1402
ISB		960630H	490.34033		500		98.1	% REC	09/18/96 1604
CCV		960620BB	511.78326		500.0		102.4	% REC	09/18/96 1809
CCB		9609158	2.63912						09/18/96 1826
CCV		960620BB	513.28533		500.0		102.7	% REC	09/18/96 1946
CCB		960918M	2.02897						09/18/96 2016
CCV		960620BB	510.44897		500.0		102.1	% REC	09/18/96 2316
CCB		960918M	-2.65422						09/18/96 2334
CCV		960620BB	515.20141		500.0		103.0	% REC	09/19/96 0035
CCB		960918M	-2.13425						09/19/96 0042
MB		0918	-0.50485						09/19/96 0102
LCS		960912Y	200.22952		200.0		100.1	% REC	09/19/96 0109
MD	962501-1		176.16177			181.86972	3.2	RPD	09/19/96 0118
CCV		960620BB	528.74426		500.0		105.7	% REC	09/19/96 0121
CCB		960918M	-1.26386						09/19/96 0140
MS	962501-2	960630G	295.43133		50	247.75114	95.4	% REC	09/19/96 0147
CCV		960620BB	525.07055		500.0		105.0	% REC	09/19/96 0216
CCB		960918M	-1.38600						09/19/96 0228
CCV		960620BB	517.03759		500.0		103.4	% REC	09/19/96 0258
CCB		960918M	2.88005						09/19/96 0310
ISA		960323A	538.15106		500		107.6	% REC	09/19/96 0333
ISB		960630H	523.26708		500		104.7	% REC	09/19/96 0339
CCV		960620BB	508.05334		500.0		101.6	% REC	09/19/96 0344
CCB		960918M	1.16634						09/19/96 0349

Test Method.....: EPA 160.1 Batch.....: 13444 Analyst...: sgm
Method Description.: Solids, Total Dissolved (TDS) Reporting Limit...: 10
Parameter.....: Solids, Total Dissolved (TDS) Units.....: mg/L

QC	Lab ID	Reagent	QC Result	QC Result	True Value	Orig. Value	Calc. Result	Units	Date/Time
MB			0						09/17/96 1000
LCS		G960724A	516		500		103.2	% REC	09/17/96 1000
MD	962377-6		20			24	4	ABS Diff.	09/17/96 1000
ED	962377-26		60			68	12.5	RPD	09/17/96 1000

Test Method.....: EPA 375.2 Batch.....: 13532 Analyst...: sgm
Method Description.: Sulfate (Automated MTB, AAII) Reporting Limit...: 10.
Parameter.....: Sulfate (SO4) Units.....: mg/L

QC	Lab ID	Reagent	QC Result	QC Result	True Value	Orig. Value	Calc. Result	Units	Date/Time
ICL		G951103A	50.92754		50.0		101.9	% REC	09/18/96 1630
ICB			1.51449						09/18/96 1630
MD	962494-1		33.87618			34.60691	0.73073	ABS Diff.	09/18/96 1630
MS	962494-1	G960610A	80.99290		50.000000	34.60691	92.8	% REC	09/18/96 1630
CCV		G960415E	82.60142		80		103.3	% REC	09/18/96 1630
CCB			1.88923						09/18/96 1630
MD	962517-1		95.44882			87.94835	8.2	RPD	09/18/96 1630

The analytical results, opinions or interpretations contained in this report are based upon information and material supplied by the client for whose exclusive and confidential use this report has been made. The analytical results, opinions or interpretations expressed represent the best judgment of Core Laboratories. Core Laboratories, however, makes no warranty or representation, express or implied, of any type, and expressly disclaims same as to the productivity, proper operations or profitableness of any oil, gas, coal, other mineral property, well or sand in connection with which such report is used or relied upon for any reason whatsoever. This report shall not be reproduced, in whole or in part, without the written approval of Core Laboratories.

CORE LABORATORIES

QUALITY CONTROL RESULTS

Job Number: 962501 Date: 10/01/96

CUSTOMER: Daniel B. Stephens & Associates PROJECT: 6033.2 ENRON/ROSWELL ATTN: Bob Marley

Test Method.....: EPA 375.2 Batch.....: 13532 Analyst...: sgm
Method Description.: Sulfate (Automated MTB, AAII) Reporting Limit...: 10.
Parameter.....: Sulfate (SO4) Units.....: mg/L

QC	Lab ID	Reagent	QC Result	QC Result	True Value	Orig. Value	Calc. Result	Units	Date/Time
MS	962517-1	G960610A	126.42802		50.000000	87.94835	77.0	% REC	09/18/96 1630
LCS		G951103A	45.68934		50.0		91.4	% REC	09/18/96 1630
CCV		G960415E	79.53165		80		99.4	% REC	09/18/96 1630
CCB			1.51449						09/18/96 1630
CCV		G960415E	82.38200		80		103.0	% REC	09/18/96 1630
CCB			2.48849						09/18/96 1630
CCV		G960415E	80.48135		80		100.6	% REC	09/18/96 1630
CCB			1.51449						09/18/96 1630

Test Method.....: EPA 310.1 Batch.....: 13580 Analyst...: pjm
Method Description.: Alkalinity Reporting Limit...: 5
Parameter.....: Alkalinity, Total as CaCO3 Units.....: mg/L CaCO3

QC	Lab ID	Reagent	QC Result	QC Result	True Value	Orig. Value	Calc. Result	Units	Date/Time
LCS		G960725A	105		100		105.0	% REC	09/23/96 1350
MB			0						09/23/96 1350
MD	962501-1		110			99	10.5	RPD	09/23/96 1350

Test Method.....: EPA 325.2 Batch.....: 13610 Analyst...: dme
Method Description.: Chloride (Colorimetric, AA II) Reporting Limit...: 0.5
Parameter.....: Chloride Units.....: mg/L

QC	Lab ID	Reagent	QC Result	QC Result	True Value	Orig. Value	Calc. Result	Units	Date/Time
ICL		G960116A	49.57378		50.0		99.1	% REC	09/24/96 1055
LCS		G960116B	9.82306		10.0		98.2	% REC	09/24/96 1056
ICB			0.26668						09/24/96 1058
EB			0.26668						09/24/96 1101
EB			0.26668						09/24/96 1102
EB			0.26668						09/24/96 1104
EB			0.26668						09/24/96 1105
EB			0.26668						09/24/96 1107
ED	962377-26		0.26668			0.26668	0.00000	ABS Diff.	09/24/96 1113
CCV		G960506E	78.64957		80.0		98.3	% REC	09/24/96 1116
CCB			0.26668						09/24/96 1118
MD	962377-56		0.26668			0.26668	0.00000	ABS Diff.	09/24/96 1126
MS	962377-56	G960506A	50.15585		50.000000	0.26668	99.8	% REC	09/24/96 1127
LCS		G960116A	51.47008		50.0		102.9	% REC	09/24/96 1133
CCV		G960506E	80.95757		80.0		101.2	% REC	09/24/96 1136
CCB			0.26668						09/24/96 1138
ED	962377-27		0.35494			0.79631	0.44137	ABS Diff.	09/24/96 1141
MD	962377-8		0.26668			0.26668	0.00000	ABS Diff.	09/24/96 1149
MS	962377-8	G960506A	48.84790		50.000000	0.26668	97.2	% REC	09/24/96 1150
CCV		G960506E	80.78751		80.0		101.0	% REC	09/24/96 1156
CCB			0.26668						09/24/96 1158
ED	962377-28		0.26668			0.26668	0.00000	ABS Diff.	09/24/96 1201
ED	962377-29		0.26668			0.26668	0.00000	ABS Diff.	09/24/96 1212
LCS		G960116A	51.08001		50.0		102.2	% REC	09/24/96 1215
CCV		G960506E	79.77110		80.0		99.7	% REC	09/24/96 1218
CCB			0.26668						09/24/96 1219

The analytical results, opinions or interpretations contained in this report are based upon information and material supplied by the client for whose exclusive and confidential use this report has been made. The analytical results, opinions or interpretations expressed represent the best judgment of Core Laboratories. Core Laboratories, however, makes no warranty or representation, express or implied, of any type, and expressly disclaims same as to the productivity, proper operations or profitableness of any oil, gas, coal or other mineral property, well or sand in connection with which such report is used or relied upon for any reason whatsoever. This report shall not be reproduced, in whole or in part, without the written approval of Core Laboratories.

CORE LABORATORIES

QUALITY CONTROL RESULTS

Job Number: 962501 Date: 10/01/96

CUSTOMER: Daniel B. Stephens & Associates PROJECT: 6033.2 ENRON/ROSWELL ATTN: Bob Marley

Test Method.....: EPA 325.2 Batch.....: 13610 Analyst...: dme
Method Description.: Chloride (Colorimetric, AA II) Reporting Limit...: 0.5
Parameter.....: Chloride Units.....: mg/L

QC	Lab ID	Reagent	QC Result	QC Result	True Value	Orig. Value	Calc. Result	Units	Date/Time
MD	962377-49		0.26668			0.26668	0.00000	ABS Diff.	09/24/96 1224
MS	962377-49	G960506A	49.96169		50.000000	0.26668	99.4	% REC	09/24/96 1226
ED	962377-30		0.26668			0.26668	0.00000	ABS Diff.	09/24/96 1233
CCV		G960506E	81.41202		80.0		101.8	% REC	09/24/96 1238
CCB			0.26668						09/24/96 1240
MD	962377-60		0.26668			0.26668	0.00000	ABS Diff.	09/24/96 1246
MS	962377-60	G960506A	49.62224		50.000000	0.26668	98.7	% REC	09/24/96 1247
LCS		G960116A	51.71417		50.0		103.4	% REC	09/24/96 1255
CCV		G960506E	79.99638		80.0		100.0	% REC	09/24/96 1258
CCB			0.26668						09/24/96 1300
CCV		G960506E	80.16556		80.0		100.2	% REC	09/24/96 1310
CCB			0.26668						09/24/96 1312

Test Method.....: SW-846 7470 Batch.....: 13645 Analyst...: lmt
Method Description.: Mercury (CVAA) Reporting Limit...: 0.0002
Parameter.....: Mercury (Hg) Units.....: mg/L

QC	Lab ID	Reagent	QC Result	QC Result	True Value	Orig. Value	Calc. Result	Units	Date/Time
ICV		960624G	0.003779		0.004000		94.5	% REC	09/24/96 1000
ICB		09246	0.000075						09/24/96 1001
EB		1320	0.000028						09/24/96 1011
CCV		950929N	0.005185		0.005000		103.7	% REC	09/24/96 1012
CCB		09246	0.000028						09/24/96 1013
SB		950929N	0.005091		0.005000		101.8	% REC	09/24/96 1014
ED	962377-29		0.000028			0.000028	0.00000	ABS Diff.	09/24/96 1018
MD	962377-39		0.000028			0.000028	0.00000	ABS Diff.	09/24/96 1020
MS	962377-49	950929N	0.005185		0.005000	0.000028	103.1	% REC	09/24/96 1022
CCV		950929N	0.005138		0.005000		102.8	% REC	09/24/96 1024
CCB		09246	0.000028						09/24/96 1025
MB		0923	0.000028						09/24/96 1026
EB		1320	0.000028						09/24/96 1027
SB		950929N	0.004951		0.005000		99.0	% REC	09/24/96 1028
ED	962377-30		0.000028			0.000028	0.00000	ABS Diff.	09/24/96 1032
MD	962377-40		0.000028			0.000028	0.00000	ABS Diff.	09/24/96 1034
CCV		950929N	0.005138		0.005000		102.8	% REC	09/24/96 1036
CCB		09246	0.000028						09/24/96 1037
MS	962377-50	950929N	0.005044		0.005000	0.000028	100.3	% REC	09/24/96 1038
MB		0923	0.000028						09/24/96 1040
MD	962501-1		0.000028			0.000028	0.00000	ABS Diff.	09/24/96 1042
MS	962501-2	950929N	0.005232		0.005000	0.000028	104.1	% REC	09/24/96 1044
CCV		950929N	0.005138		0.005000		102.8	% REC	09/24/96 1048
CCB		09246	0.000028						09/24/96 1049
CCV		950929N	0.005091		0.005000		101.8	% REC	09/24/96 1059
CCB		09246	0.000028						09/24/96 1100

The analytical results, opinions or interpretations contained in this report are based upon information and material supplied by the client for whose exclusive and confidential use this report has been made. The analytical results, opinions or interpretations expressed represent the best judgment of Core Laboratories. Core Laboratories, however, makes no warranty or representation, express or implied, of any type, and expressly disclaims same as to the productivity, proper operations or profitableness of any oil, gas or other mineral property, well or sand in connection with which such report is used or relied upon for any reason whatsoever. This report shall not be reproduced, in whole or in part, without the written approval of Core Laboratories.

CORE LABORATORIES

QUALITY CONTROL RESULTS

Job Number: 962501 Date: 10/01/96

CUSTOMER: Daniel B. Stephens & Associates PROJECT: 6033.2 ENRON/ROSWELL ATTN: Bob Marley

Test Method.....: EPA 353.2 Batch.....: 13748 Analyst...: sgm
Method Description.: Nitrogen, NO3 + NO2 (Auto Cd Red.) Reporting Limit...: 0.05
Parameter.....: Nitrate + Nitrite as N Units.....: mg/L

QC	Lab ID	Reagent	QC Result	QC Result	True Value	Orig. Value	Calc. Result	Units	Date/Time
ICL		G951016A	1.02		1.000000		102.0	% REC	09/26/96 0900
ICB			0.00						09/26/96 0900
MD	962659-1		0.82			0.84	2.4	RPD	09/26/96 0900
MS	962659-1	G951109	1.65		1.000000	0.84	81.0	% REC	09/26/96 0900
CCV		G951109	2.00		2.000000		100.0	% REC	09/26/96 0900
CCB			0.00						09/26/96 0900
MD	962501-5		0.06			0.06	0.00	ABS Diff.	09/26/96 0900
MS	962501-5	G951109	1.05		1.000000	0.06	99.0	% REC	09/26/96 0900
LCS		G951016A	1.03		1.000000		103.0	% REC	09/26/96 0900
CCV		G951109	2.03		2.000000		101.5	% REC	09/26/96 0900
CCB			0.00						09/26/96 0900
CCV		G951109	2.04		2.000000		102.0	% REC	09/26/96 0900
CCB			0.00						09/26/96 0900
MD	962559-1		0.00			0.00	0	ABS Diff.	09/26/96 0900
MS	962559-1	G951109	1.00		1.000000	0.00	100.0	% REC	09/26/96 0900
LCS		G951016A	1.01		1.000000		101.0	% REC	09/26/96 0900
CCV		G951109	2.04		2.000000		102.0	% REC	09/26/96 0900
CCB			0.00						09/26/96 0900
MD	962559-8		1.26			1.27	0.8	RPD	09/26/96 0900
MS	962559-8	G951109	2.24		1.000000	1.27	97.0	% REC	09/26/96 0900
CCV		G951109	2.01		2.000000		100.5	% REC	09/26/96 0900
CCB			0.00						09/26/96 0900

Test Method.....: SW-846 6010A Batch.....: 13754 Analyst...: smh
Method Description.: Metals Analysis (ICAP) Reporting Limit...: 0.01
Parameter.....: Zinc (Zn) Units.....: mg/L

QC	Lab ID	Reagent	QC Result	QC Result	True Value	Orig. Value	Calc. Result	Units	Date/Time
ICV		960716T	2.05183		2.00		102.6	% REC	09/26/96 1752
ICB		960920Z	-0.00068						09/26/96 1905
ISB		960630H	1.08219		1.000		108.2	% REC	09/26/96 1914
MB		0926	0.00138						09/26/96 1937
LCS		960923H	1.03315		1.00		103.3	% REC	09/26/96 1948
CCV		960809Z	2.61907		2.5		104.8	% REC	09/26/96 2131
CCB		960920Z	0.00022						09/26/96 2141
CCV		960809Z	2.57477		2.5		103.0	% REC	09/26/96 2309
CCB		960920Z	-0.00020						09/26/96 2329
MD	962377-60		0.18268			0.19885	8.5	RPD	09/26/96 2340
MS	962377-60	960917G	1.12759		1.000	0.19885	92.9	% REC	09/26/96 2342
PDS	962377-60	960630G	1.22353		1.000	0.19885	102.5	% REC	09/26/96 2348
MB		0926	0.00085						09/27/96 0004
LCS		960923H	1.08305		1.00		108.3	% REC	09/27/96 0007
CCV		960809Z	2.56638		2.5		102.7	% REC	09/27/96 0013
CCB		960918M	-0.00020						09/27/96 0019
MD	962501-1		0.00475			0.00239	0.00236	ABS Diff.	09/27/96 0030
MS	962501-2	960917G	1.13227		1.000	0.00512	112.7	% REC	09/27/96 0035
CCV		960809Z	2.57481		2.5		103.0	% REC	09/27/96 0111
CCB		960918M	-0.00038						09/27/96 0134
ISB		960630H	0.99891		1.000		99.9	% REC	09/27/96 0149
CCV		960809Z	2.47625		2.5		99.0	% REC	09/27/96 0156
CCB		960918M	0.00001						09/27/96 0200

The analytical results, opinions or interpretations contained in this report are based upon information and material supplied by the client for whose exclusive and confidential use this report has been made. The analytical results, opinions or interpretations expressed represent the best judgment of Core Laboratories. Core Laboratories, however, makes no warranty or representation, express or implied, of any type, and expressly disclaims same as to the productivity, proper operations or profitableness of any oil, gas, rock or other mineral property, well or sand in connection with which such report is used or relied upon for any reason whatsoever. This report shall not be reproduced, in whole or in part, without the written approval of Core Laboratories.

CORE LABORATORIES

QUALITY CONTROL RESULTS

Job Number: 962501 Date: 10/01/96

CUSTOMER: Daniel B. Stephens & Associates PROJECT: 6033.2 ENRON/ROSWELL ATTN: Bob Marley

Test Method.....: SW-846 6010A
Method Description.: Metals Analysis (ICAP Trace)
Parameter.....: Lead (Pb)
Batch.....: 13754
Reporting Limit...: 0.05
Units.....: mg/L
Analyst...: smh

QC	Lab ID	Reagent	QC Result	QC Result	True Value	Orig. Value	Calc. Result	Units	Date/Time
ICV		960716T	2.04286		2.00		102.1	% REC	09/26/96 1752
ICB		960920Z	0.00086						09/26/96 1905
ISB		960630H	1.14452		1.000		114.5	% REC	09/26/96 1914
MB		0926	-0.00245						09/26/96 1937
LCS		960923H	1.01539		1.00		101.5	% REC	09/26/96 1948
CCV		960809Z	1.00908		1.0		100.9	% REC	09/26/96 2131
CCB		960920Z	0.00085						09/26/96 2141
CCV		960809Z	1.02892		1.0		102.9	% REC	09/26/96 2309
CCB		960920Z	0.00171						09/26/96 2329
EB		0919	0.00269						09/26/96 2332
MD	962377-60		0.00673			0.00427	0.00246	ABS Diff.	09/26/96 2340
MS	962377-60	960917G	0.94444		1.000	0.00427	94.0	% REC	09/26/96 2342
PDS	962377-60	960630G	0.99319		1.000	0.00427	98.9	% REC	09/26/96 2348
MB		0926	0.00174						09/27/96 0004
LCS		960923H	1.03252		1.00		103.3	% REC	09/27/96 0007
CCV		960809Z	1.01824		1.0		101.8	% REC	09/27/96 0013
CCB		960918M	0.00143						09/27/96 0019
MD	962501-1		-0.00070			0.00433	0.00503	ABS Diff.	09/27/96 0030
MS	962501-2	960917G	1.14167		1.000	0.00083	114.1	% REC	09/27/96 0035
CCV		960809Z	1.04331		1.0		104.3	% REC	09/27/96 0111
CCB		960918M	0.00117						09/27/96 0134
ISB		960630H	0.98422		1.000		98.4	% REC	09/27/96 0149
CCV		960809Z	0.98502		1.0		98.5	% REC	09/27/96 0156
CCB		960918M	0.00075						09/27/96 0200

Test Method.....: SW-846 6010A
Method Description.: Metals Analysis (ICAP Trace)
Parameter.....: Selenium (Se)
Batch.....: 13754
Reporting Limit...: 0.1
Units.....: mg/L
Analyst...: smh

QC	Lab ID	Reagent	QC Result	QC Result	True Value	Orig. Value	Calc. Result	Units	Date/Time
ICV		960716T	2.03069		2.00		101.5	% REC	09/26/96 1752
ICB		960920Z	-0.00358						09/26/96 1905
ISB		960630H	1.00818		1.000		100.8	% REC	09/26/96 1914
MB		0926	-0.00510						09/26/96 1937
LCS		960923H	0.90802		1.00		90.8	% REC	09/26/96 1948
CCV		960809Z	2.50329		2.5		100.1	% REC	09/26/96 2131
CCB		960920Z	-0.00253						09/26/96 2141
CCV		960809Z	2.54641		2.5		101.9	% REC	09/26/96 2309
CCB		960920Z	0.00769						09/26/96 2329
EB		0919	0.00481						09/26/96 2332
MD	962377-60		-0.00320			0.00661	0.00981	ABS Diff.	09/26/96 2340
MS	962377-60	960917G	0.86258		1.000	0.00661	85.6	% REC	09/26/96 2342
PDS	962377-60	960630G	0.91704		1.000	0.00661	91.0	% REC	09/26/96 2348
MB		0926	0.00481						09/27/96 0004
LCS		960923H	0.96047		1.00		96.0	% REC	09/27/96 0007
CCV		960809Z	2.55304		2.5		102.1	% REC	09/27/96 0013
CCB		960918M	0.00397						09/27/96 0019
MD	962501-1		0.00421			-0.00023	0.00444	ABS Diff.	09/27/96 0030
MS	962501-2	960917G	1.05366		1.000	0.00437	104.9	% REC	09/27/96 0035
CCV		960809Z	2.59400		2.5		103.8	% REC	09/27/96 0111
CCB		960918M	0.00685						09/27/96 0134

The analytical results, opinions or interpretations contained in this report are based upon information and material supplied by the client for whose exclusive and confidential use this report has been made. The analytical results, opinions or interpretations expressed represent the best judgment of Core Laboratories. Core Laboratories, however, makes no warranty or representation, express or implied, of any type, and expressly disclaims same as to the productivity, proper operations or profitableness of any oil, gas, or other mineral, property, well, mine, and in connection with which such report is used or relied upon for any reason whatsoever. This report shall not be reproduced, in whole or in part, without the written approval of Core Laboratories.

CORE LABORATORIES

QUALITY CONTROL RESULTS

Job Number: 962501 Date: 10/01/96

CUSTOMER: Daniel B. Stephens & Associates PROJECT: 6033.2 ENRON/ROSWELL ATTN: Bob Marley

Test Method.....: SW-846 6010A
Method Description.: Metals Analysis (ICAP Trace)
Parameter.....: Selenium (Se)

Batch.....: 13754
Reporting Limit...: 0.1
Units.....: mg/L

Analyst...: smh

QC	Lab ID	Reagent	QC Result	QC Result	True Value	Orig. Value	Calc. Result	Units	Date/Time
ISB		960630H	0.97558		1.000		97.6	% REC	09/27/96 0149
CCV		960809Z	2.53390		2.5		101.4	% REC	09/27/96 0156
CCB		960918M	0.00149						09/27/96 0200

The analytical results, opinions or interpretations contained in this report are based upon information and material supplied by the client for whose exclusive and confidential use this report has been made. The analytical results, opinions or interpretations expressed represent the best judgment of Core Laboratories. Core Laboratories, however, makes no warranty or representation, express or implied, of any type, and expressly disclaims same as to the productivity, proper operations or profitableness of any oil, gas, coal or other mineral property, well or sand in connection with which such report is used or relied upon for any reason whatsoever. This report shall not be reproduced, in whole or in part, without the written approval of Core Laboratories.

CORE LABORATORIES

QUALITY CONTROL RESULTS

Job Number: 962501 Date: 10/01/96

CUSTOMER: Daniel B. Stephens & Associates PROJECT: 6033.2 ENRON/ROSWELL ATTN: Bob Marley

QC Type	Description	Reag. Code	Lab ID	Dilution Factor	Date	Time

Test Method.....: SW-846 8240 Batch.....: 13342 Analyst ...: tdw
Method Description.: Volatile Organics Units.....: ug/L

MB	Method Blank	AIG04			09/17/96	1220

Parameter/Test Description	QC Result	QC Result	Rep. Limit	True Value	Orig. Value	Calc. Result	Units
Acetone	ND		100.				
Benzene	ND		1.				
Bromodichloromethane	ND		5.				
Bromoform	ND		5.				
Bromomethane	ND		10.				
Methyl ethyl ketone (2-Butanone)	ND		100.				
Carbon disulfide	ND		5.				
Carbon tetrachloride	ND		5.				
Chlorobenzene	ND		5.				
Chloroethane	ND		10.				
2-Chloroethylvinyl ether	ND		10.				
Chloroform	ND		5.				
Chloromethane	ND		10.				
Dibromochloromethane	ND		5.				
1,1-Dichloroethane	ND		5.				
1,2-Dichloroethane	ND		5.				
1,1-Dichloroethene	ND		5.				
trans-1,2-Dichloroethene	ND		5.				
1,2-Dichloropropane	ND		5.				
cis-1,3-Dichloropropene	ND		5.				
trans-1,3-Dichloropropene	ND		5.				
Ethylbenzene	ND		5.				
2-Hexanone	ND		50.				
Methylene chloride	ND		5.				
4-Methyl-2-pentanone (MIBK)	ND		50.				
Styrene	ND		5.				
1,1,2,2-Tetrachloroethane	ND		5.				
Tetrachloroethene	ND		5.				
Toluene	ND		5.				
1,1,1-Trichloroethane	ND		5.				
1,1,2-Trichloroethane	ND		5.				
Trichloroethene	ND		5.				
Vinyl acetate	ND		50.				
Vinyl chloride	ND		10.				
Xylenes (total)	ND		5.				

SB	Spiked Blank	V960917A			09/17/96	1949

Parameter/Test Description	QC Result	QC Result	Rep. Limit	True Value	Orig. Value	Calc. Result	Units
Benzene	51.10		1.	49.30		103.7	% REC
Chlorobenzene	49.10		5.	50.200		97.8	% REC
1,1-Dichloroethene	57.15		5.	48.95		116.8	% REC
Toluene	48.62		5.	50.100		97.0	% REC
Trichloroethene	46.47		5.	49.75		93.4	% REC

The analytical results, opinions or interpretations contained in this report are based upon information and material supplied by the client for whose exclusive and confidential use this report has been made. The analytical results, opinions or interpretations expressed represent the best judgment of Core Laboratories. Core Laboratories, however, makes no warranty or representation, express or implied, of any type, and expressly disclaims same as to the productivity, proper operations or profitableness of any oil, gas, coal or other mineral property, well, or land in connection with which such report is used or relied upon for any reason whatsoever. This report shall not be reproduced, in whole or in part, without the written approval of Core Laboratories.

CORE LABORATORIES

QUALITY CONTROL RESULTS

Job Number: 962501 Date: 10/01/96

CUSTOMER: Daniel B. Stephens & Associates PROJECT: 6033.2 ENRON/ROSWELL ATTN: Bob Marley

QC Type	Description	Reag. Code	Lab ID	Dilution Factor	Date	Time
SBD	Spiked Blank Duplicate	V960917A			09/17/96	2021

Parameter/Test Description	QC Result	QC Result	Rep. Limit	True Value	Orig. Value	Calc. Result	Units
Benzene	49.73	51.10	1.	49.30		100.9	% REC
						2.7	RPD
Chlorobenzene	47.82	49.10	5.	50.200		95.3	% REC
						2.6	RPD
1,1-Dichloroethene	53.54	57.15	5.	48.95		109.4	% REC
						6.5	RPD
Toluene	46.46	48.62	5.	50.100		92.7	% REC
						4.5	RPD
Trichloroethene	44.08	46.47	5.	49.75		88.6	% REC
						5.3	RPD

Test Method.....: SW-846 8080 Batch.....: 13491 Analyst ...: smc
Method Description.: PCB Analysis Units.....: ug/L

MB	Method Blank	1882			09/20/96	0955

Parameter/Test Description	QC Result	QC Result	Rep. Limit	True Value	Orig. Value	Calc. Result	Units
Aroclor 1016	ND		0.5				
Aroclor 1221	ND		0.5				
Aroclor 1232	ND		0.5				
Aroclor 1242	ND		0.5				
Aroclor 1248	ND		0.5				
Aroclor 1254	ND		0.5				
Aroclor 1260	ND		0.5				
Aroclor 1262	ND		0.5				
Aroclor 1268	ND		0.5				

LCS	Laboratory Control Sample	P960820A		10	09/20/96	1024

Parameter/Test Description	QC Result	QC Result	Rep. Limit	True Value	Orig. Value	Calc. Result	Units
Aroclor 1016	0.548		0.5	0.50050		109.5	% REC
Aroclor 1260	0.526		0.5	0.50050		105.1	% REC

Test Method.....: SW-846 8270 Batch.....: 13685 Analyst ...: mla
Method Description.: Semivolatile Organics Units.....: ug/L

MB	Method Blank	MB1885			09/22/96	0927

Parameter/Test Description	QC Result	QC Result	Rep. Limit	True Value	Orig. Value	Calc. Result	Units
Acenaphthene	ND		10.				
Acenaphthylene	ND		10.				
Anthracene	ND		10.				
Benzidine	ND		50.				

The analytical results, opinions or interpretations contained in this report are based upon information and material supplied by the client for whose exclusive and confidential use this report has been made. The analytical results, opinions or interpretations expressed represent the best judgment of Core Laboratories. Core Laboratories, however, makes no warranty or representation, express or implied, of any type, and expressly disclaims same as to the productivity, proper operations or profitableness of any oil, gas, coal or other mineral property, well or sand in connection with which such report is used or relied upon for any reason whatsoever. This report shall not be reproduced, in whole or in part, without the written approval of Core Laboratories

CORE LABORATORIES

QUALITY CONTROL RESULTS

Job Number: 962501 Date: 10/01/96

CUSTOMER: Daniel B. Stephens & Associates PROJECT: 6033.2 ENRON/ROSWELL ATTN: Bob Marley

QC Type	Description	Reag. Code	Lab ID	Dilution Factor	Date	Time
MB	Method Blank	MB1885			09/22/96	0927

Parameter/Test Description	QC Result	QC Result	Rep. Limit	True Value	Orig. Value	Calc. Result	Units
Benzo(a)anthracene	ND		10.				
Benzo(b)fluoranthene	ND		10.				
Benzo(k)fluoranthene	ND		10.				
Benzo(ghi)perylene	ND		10.				
Benzo(a)pyrene	ND		10.				
Benzyl alcohol	ND		20.				
Butyl benzyl phthalate	ND		10.				
Bis(2-chloroethoxy)methane	ND		10.				
Bis(2-chloroethyl)ether	ND		10.				
Bis(2-chloroisopropyl)ether	ND		10.				
Bis(2-ethylhexyl)phthalate	ND		10.				
4-Bromophenyl phenyl ether	ND		10.				
4-Chloroaniline	ND		10.				
2-Chloronaphthalene	ND		10.				
4-Chlorophenyl phenyl ether	ND		10.				
Chrysene	ND		10.				
Dibenzo(a,h)anthracene	ND		10.				
Dibenzofuran	ND		10.				
1,2-Dichlorobenzene	ND		10.				
1,3-Dichlorobenzene	ND		10.				
1,4-Dichlorobenzene	ND		10.				
3,3-Dichlorobenzidine	ND		20.				
Diethyl phthalate	ND		10.				
Dimethyl phthalate	ND		10.				
Di-n-butyl phthalate	ND		10.				
Di-n-octyl phthalate	ND		10.				
2,4-Dinitrotoluene	ND		10.				
2,6-Dinitrotoluene	ND		10.				
Fluoranthene	ND		10.				
Fluorene	ND		10.				
Hexachlorobenzene	ND		10.				
Hexachlorobutadiene	ND		10.				
Hexachlorocyclopentadiene	ND		10.				
Hexachloroethane	ND		10.				
Indeno(1,2,3-cd)pyrene	ND		10.				
Isophorone	ND		10.				
2-Methylnaphthalene	ND		10.				
Naphthalene	ND		10.				
o-Nitroaniline	ND		50.				
m-Nitroaniline	ND		50.				
p-Nitroaniline	ND		50.				
Nitrobenzene	ND		10.				
n-Nitrosodi-n-propylamine	ND		10.				
n-Nitrosodiphenylamine	ND		10.				
Phenanthrene	ND		10.				
Pyrene	ND		10.				
1,2,4-Trichlorobenzene	ND		10.				
Benzoic acid	ND		50.				
4-Chloro-3-methylphenol	ND		10.				
2-Chlorophenol	ND		10.				
2,4-Dichlorophenol	ND		10.				
2,4-Dimethylphenol	ND		10.				
2,4-Dinitrophenol	ND		50.				

The analytical results, opinions or interpretations contained in this report are based upon information and material supplied by the client for whose exclusive and confidential use this report has been made. The analytical results, opinions or interpretations expressed represent the best judgment of Core Laboratories. Core Laboratories, however, makes no warranty or representation, express or implied, of any type, and expressly disclaims same as to the productivity, proper operations or profitableness of any oil, gas, other mineral, property, well or sand in connection with which such report is used or relied upon for any reason whatsoever. This report shall not be reproduced, in whole or in part, without the written approval of Core Laboratories.

CORE LABORATORIES

QUALITY CONTROL RESULTS

Job Number: 962501 Date: 10/01/96

CUSTOMER: Daniel B. Stephens & Associates PROJECT: 6033.2 ENRON/ROSWELL ATTN: Bob Marley

QC Type	Description	Reag. Code	Lab ID	Dilution Factor	Date	Time
MB	Method Blank	MB1885			09/22/96	0927

Parameter/Test Description	QC Result	QC Result	Rep. Limit	True Value	Orig. Value	Calc. Result	Units
2-Methyl-4,6-dinitrophenol	ND		50.				
2-Methylphenol (o-cresol)	ND		10.				
4-Methylphenol (p-cresol)	ND		10.				
2-Nitrophenol	ND		10.				
4-Nitrophenol	ND		50.				
Pentachlorophenol	ND		50.				
Phenol	ND		10.				
2,4,5-Trichlorophenol	ND		10.				
2,4,6-Trichlorophenol	ND		10.				

SB	Spiked Blank	B960906H			09/22/96	1026

Parameter/Test Description	QC Result	QC Result	Rep. Limit	True Value	Orig. Value	Calc. Result	Units
Acenaphthene	77.73		10.	100.0		77.7	% REC
1,4-Dichlorobenzene	63.22		10.	100.3		63.0	% REC
2,4-Dinitrotoluene	78.10		10.	100.1		78.0	% REC
n-Nitrosodi-n-propylamine	74.09		10.	100.0		74.1	% REC
Pyrene	92.87		10.	100.1		92.8	% REC
1,2,4-Trichlorobenzene	67.76		10.	100.0		67.8	% REC
4-Chloro-3-methylphenol	78.19		10.	99.99		78.2	% REC
2-Chlorophenol	72.88		10.	99.94		72.9	% REC
4-Nitrophenol	31.64		50.	100.5		31.5	% REC
Pentachlorophenol	85.78		50.	99.98		85.8	% REC
Phenol	30.72		10.	99.92		30.7	% REC

SBD	Spiked Blank Duplicate	B960906H			09/22/96	1126

Parameter/Test Description	QC Result	QC Result	Rep. Limit	True Value	Orig. Value	Calc. Result	Units
Acenaphthene	81.25	77.73	10.	100.0		81.2	% REC
						4.4	RPD
1,4-Dichlorobenzene	70.39	63.22	10.	100.3		70.2	% REC
						10.7	RPD
2,4-Dinitrotoluene	83.02	78.10	10.	100.1		82.9	% REC
						6.1	RPD
n-Nitrosodi-n-propylamine	78.65	74.09	10.	100.0		78.7	% REC
						6.0	RPD
Pyrene	90.91	92.87	10.	100.1		90.8	% REC
						2.1	RPD
1,2,4-Trichlorobenzene	74.66	67.76	10.	100.0		74.7	% REC
						9.7	RPD
4-Chloro-3-methylphenol	85.38	78.19	10.	99.99		85.4	% REC
						8.8	RPD
2-Chlorophenol	80.32	72.88	10.	99.94		80.4	% REC
						9.7	RPD
4-Nitrophenol	34.11	31.64	50.	100.5		33.9	% REC
						7.5	RPD
Pentachlorophenol	87.10	85.78	50.	99.98		87.1	% REC
						1.5	RPD

The analytical results, opinions or interpretations contained in this report are based upon information and material supplied by the client for whose exclusive and confidential use this report has been made. The analytical results, opinions or interpretations expressed represent the best judgment of Core Laboratories. Core Laboratories, however, makes no warranty or representation, express or implied, of any type, and expressly disclaims same as to the productivity, proper operations or profitableness of any oil, gas, coal, or other minerals, property, well or sand in connection with which such report is used or relied upon for any reason whatsoever. This report shall not be reproduced, in whole or in part, without the written approval of Core Laboratories.

CORE LAB

CORE LABORATORIES

QUALITY CONTROL RESULTS

Job Number: 962501 Date: 10/01/96

CUSTOMER: Daniel B. Stephens & Associates PROJECT: 6033.2 ENRON/ROSWELL ATTN: Bob Marley

QC Type	Description	Reag. Code	Lab ID	Dilution Factor	Date	Time
SBD	Spiked Blank Duplicate	B960906H			09/22/96	1126

Parameter/Test Description	QC Result	QC Result	Rep. Limit	True Value	Orig. Value	Calc. Result	Units
Phenol	33.02	30.72	10.	99.92		33.0	% REC
						7.2	RPD

The analytical results, opinions or interpretations contained in this report are based upon information and material supplied by the client for whose exclusive and confidential use this report has been made. The analytical results, opinions or interpretations expressed represent the best judgment of Core Laboratories. Core Laboratories, however, makes no warranty or representation, express or implied, of any type, and expressly disclaims same as to the productivity, proper operations or profitableness of any oil, gas, or other mineral, property, well or sand in connection with which such report is used or relied upon for any reason whatsoever. This report shall not be reproduced, in whole or in part, without the written approval of Core Laboratories

CORE LABORATORIES

SURROGATE RECOVERIES REPORT

Job Number.: 962501 Report Date: 10/01/96

CUSTOMER: Daniel B. Stephens & Associates PROJECT: 6033.2 ENRON/ROSWELL ATTN: Bob Marley

Method.....: SW-846 8240 Batch.....: 13342
Method Code.....: 8240 Analyst.....: tdw

Surrogate	Units
4-Bromofluorobenzene	ug/L

Lab ID	Matrix	QC Type	Dilution	Result	True Value	Percent Recovery	Flag	Date	Time
		MB		47.82	50.179	95.3		09/17/96	1220
962521-1			20	48.63	50.179	96.9		09/17/96	1429
962521-3			10	46.73	50.179	93.1		09/17/96	1501
962501-1				48.16	50.179	96.0		09/17/96	1533
962501-2				48.34	50.179	96.3		09/17/96	1605
962501-3				47.46	50.179	94.6		09/17/96	1637
962501-4				46.67	50.179	93.0		09/17/96	1709
962501-5				47.89	50.179	95.4		09/17/96	1741
		SB		44.73	50.179	89.1		09/17/96	1949
		SBD		44.34	50.179	88.4		09/17/96	2021

Surrogate	Units
Dibromofluoromethane	ug/L

Lab ID	Matrix	QC Type	Dilution	Result	True Value	Percent Recovery	Flag	Date	Time
		MB		53.31	50.219	106.2		09/17/96	1220
962521-1			20	56.05	50.219	111.6		09/17/96	1429
962521-3			10	55.04	50.219	109.6		09/17/96	1501
962501-1				56.93	50.219	113.4		09/17/96	1533
962501-2				55.77	50.219	111.1		09/17/96	1605
962501-3				57.19	50.219	113.9		09/17/96	1637
962501-4				56.54	50.219	112.6		09/17/96	1709
962501-5				55.13	50.219	109.8		09/17/96	1741
		SB		51.46	50.219	102.5		09/17/96	1949
		SBD		50.53	50.219	100.6		09/17/96	2021

Surrogate	Units
Toluene-d8	ug/L

Lab ID	Matrix	QC Type	Dilution	Result	True Value	Percent Recovery	Flag	Date	Time
		MB		49.81	50.204	99.2		09/17/96	1220
962521-1			20	51.36	50.204	102.3		09/17/96	1429
962521-3			10	49.84	50.204	99.3		09/17/96	1501
962501-1				51.06	50.204	101.7		09/17/96	1533
962501-2				51.46	50.204	102.5		09/17/96	1605
962501-3				51.05	50.204	101.7		09/17/96	1637
962501-4				50.90	50.204	101.4		09/17/96	1709
962501-5				50.71	50.204	101.0		09/17/96	1741
		SB		46.25	50.204	92.1		09/17/96	1949
		SBD		46.09	50.204	91.8		09/17/96	2021

The analytical results, opinions or interpretations contained in this report are based upon information and material supplied by the client for whose exclusive and confidential use this report has been made. The analytical results, opinions or interpretations expressed represent the best judgment of Core Laboratories. Core Laboratories, however, makes no warranty or representation, express or implied, of any type, and expressly disclaims same as to the productivity, proper operations or profitableness of any oil, gas, coal or other mineral property, well or sand in connection with which such report is used or relied upon for any reason whatsoever. This report shall not be reproduced, in whole or in part, without the written approval of Core Laboratories.

CORE LABORATORIES

SURROGATE RECOVERIES REPORT

Job Number.: 962501 Report Date: 10/01/96

CUSTOMER: Daniel B. Stephens & Associates PROJECT: 6033.2 ENRON/ROSWELL ATTN: Bob Marley

Method.....: SW-846 8080 Batch.....: 13491
Method Code.....: 8080PC Analyst.....: smc

Surrogate	Units
2,4,5,6-Tetrachloro-m-xylene	ug/L

Lab ID	Matrix	QC Type	Dilution	Result	True Value	Percent Recovery	Flag	Date	Time
		MB		0.0809	0.1002	81		09/20/96	0955
		LCS		0.0771	0.1002	77		09/20/96	1024
962501-1				0.0869	0.1002	87		09/20/96	1053
962501-2				0.0796	0.1002	79		09/20/96	1122
962501-3				0.0845	0.1002	84		09/20/96	1151
962501-4				0.0867	0.1002	87		09/20/96	1220
962501-5				0.0835	0.1002	83		09/20/96	1249

Surrogate	Units
4,4'-Dichlorobiphenyl	ug/L

Lab ID	Matrix	QC Type	Dilution	Result	True Value	Percent Recovery	Flag	Date	Time
		MB		0.0972	0.1002	97		09/20/96	0955
		LCS		0.101	0.1002	101		09/20/96	1024
962501-1				0.0989	0.1002	99		09/20/96	1053
962501-2				0.0971	0.1002	97		09/20/96	1122
962501-3				0.0984	0.1002	98		09/20/96	1151
962501-4				0.0993	0.1002	99		09/20/96	1220
962501-5				0.0977	0.1002	98		09/20/96	1249

Method.....: SW-846 8270 Batch.....: 13685
Method Code.....: 8270 Analyst.....: mla

Surrogate	Units
2,4,6-Tribromophenol	ug/L

Lab ID	Matrix	QC Type	Dilution	Result	True Value	Percent Recovery	Flag	Date	Time
		MB	1.00	72.34	100.01	72		09/22/96	0927
		SB	1.00	72.28	100.01	72		09/22/96	1026
		SBD	1.00	78.36	100.01	78		09/22/96	1126
962501-1			1.00	71.30	100.01	71		09/22/96	1225
962501-2			1.00	74.93	100.01	75		09/22/96	0124
962501-3			1.00	72.91	100.01	73		09/24/96	0909
962501-4			1.00	75.45	100.01	75		09/24/96	1009
962501-5			1.00	71.92	100.01	72		09/24/96	1108
962512-5			1.00	94.97	100.01	95		09/24/96	1207

The analytical results, opinions or interpretations contained in this report are based upon information and material supplied by the client for whose exclusive and confidential use this report has been made. The analytical results, opinions or interpretations expressed represent the best judgment of Core Laboratories. Core Laboratories, however, makes no warranty or representation, express or implied, of any type, and expressly disclaims same as to the productivity, proper operations or profitableness of any oil, gas, or other mineral, property, well, or sand, in connection with which such report is used or relied upon for any reason whatsoever. This report shall not be reproduced, in whole or in part, without the written approval of Core Laboratories.

CORE LABORATORIES

SURROGATE RECOVERIES REPORT

Job Number.: 962501 Report Date: 10/01/96

CUSTOMER: Daniel B. Stephens & Associates PROJECT: 6033.2 ENRON/ROSWELL ATTN: Bob Marley

Surrogate	Units
2-Fluorobiphenyl	ug/L

Lab ID	Matrix	QC Type	Dilution	Result	True Value	Percent Recovery	Flag	Date	Time
		MB	1.00	33.82	50.01	68		09/22/96	0927
		SB	1.00	37.59	50.01	75		09/22/96	1026
		SBD	1.00	40.07	50.01	80		09/22/96	1126
962501-1			1.00	34.90	50.01	70		09/22/96	1225
962501-2			1.00	35.01	50.01	70		09/22/96	0124
962501-3			1.00	33.18	50.01	66		09/24/96	0909
962501-4			1.00	33.88	50.01	68		09/24/96	1009
962501-5			1.00	36.07	50.01	72		09/24/96	1108
962512-5			1.00	32.51	50.01	65		09/24/96	1207

Surrogate	Units
2-Fluorophenol	ug/L

Lab ID	Matrix	QC Type	Dilution	Result	True Value	Percent Recovery	Flag	Date	Time
		MB	1.00	38.10	100.00	38		09/22/96	0927
		SB	1.00	41.43	100.00	41		09/22/96	1026
		SBD	1.00	45.51	100.00	46		09/22/96	1126
962501-1			1.00	37.07	100.00	37		09/22/96	1225
962501-2			1.00	39.11	100.00	39		09/22/96	0124
962501-3			1.00	36.54	100.00	37		09/24/96	0909
962501-4			1.00	37.27	100.00	37		09/24/96	1009
962501-5			1.00	37.46	100.00	37		09/24/96	1108
962512-5			1.00	35.95	100.00	36		09/24/96	1207

Surrogate	Units
Nitrobenzene-d5	ug/L

Lab ID	Matrix	QC Type	Dilution	Result	True Value	Percent Recovery	Flag	Date	Time
		MB	1.00	33.08	50.05	66		09/22/96	0927
		SB	1.00	36.71	50.05	73		09/22/96	1026
		SBD	1.00	40.38	50.05	81		09/22/96	1126
962501-1			1.00	33.23	50.05	66		09/22/96	1225
962501-2			1.00	34.35	50.05	69		09/22/96	0124
962501-3			1.00	32.17	50.05	64		09/24/96	0909
962501-4			1.00	33.06	50.05	66		09/24/96	1009
962501-5			1.00	33.82	50.05	68		09/24/96	1108
962512-5			1.00	32.32	50.05	65		09/24/96	1207

The analytical results, opinions or interpretations contained in this report are based upon information and material supplied by the client for whose exclusive and confidential use this report has been made. The analytical results, opinions or interpretations expressed represent the best judgment of Core Laboratories. Core Laboratories, however, makes no warranty or representation, express or implied, of any type, and expressly disclaims same as to the productivity, proper operations or profitableness of any oil, gas, coal, or other mineral, property, well or sand in connection with which such report is used or relied upon for any reason whatsoever. This report shall not be reproduced, in whole or in part, without the written approval of Core Laboratories.

CORE LABORATORIES

SURROGATE RECOVERIES REPORT

Job Number.: 962501 Report Date: 10/01/96

CUSTOMER: Daniel B. Stephens & Associates PROJECT: 6033.2 ENRON/ROSWELL ATTN: Bob Marley

Surrogate	Units
Phenol-d6	ug/L

Lab ID	Matrix	QC Type	Dilution	Result	True Value	Percent Recovery	Flag	Date	Time
		MB	1.00	23.63	100.02	24		09/22/96	0927
		SB	1.00	26.26	100.02	26		09/22/96	1026
		SBD	1.00	28.18	100.02	28		09/22/96	1126
962501-1			1.00	22.97	100.02	23		09/22/96	1225
962501-2			1.00	24.30	100.02	24		09/22/96	0124
962501-3			1.00	22.21	100.02	22		09/24/96	0909
962501-4			1.00	22.83	100.02	23		09/24/96	1009
962501-5			1.00	23.20	100.02	23		09/24/96	1108
962512-5			1.00	25.41	100.02	25		09/24/96	1207

Surrogate	Units
Terphenyl-d14	ug/L

Lab ID	Matrix	QC Type	Dilution	Result	True Value	Percent Recovery	Flag	Date	Time
		MB	1.00	50.63	50.00	101		09/22/96	0927
		SB	1.00	52.47	50.00	105		09/22/96	1026
		SBD	1.00	50.77	50.00	102		09/22/96	1126
962501-1			1.00	49.86	50.00	100		09/22/96	1225
962501-2			1.00	52.51	50.00	105		09/22/96	0124
962501-3			1.00	51.20	50.00	102		09/24/96	0909
962501-4			1.00	45.79	50.00	92		09/24/96	1009
962501-5			1.00	47.76	50.00	96		09/24/96	1108
962512-5			1.00	41.54	50.00	83		09/24/96	1207

The analytical results, opinions or interpretations contained in this report are based upon information and material supplied by the client for whose exclusive and confidential use this report has been made. The analytical results, opinions or interpretations expressed represent the best judgment of Core Laboratories. Core Laboratories, however, makes no warranty or representation, express or implied, of any type, and expressly disclaims same as to the productivity, proper operations or profitableness of any oil, gas, coal or other mineral property, well or sand in connection with which such report is used or relied upon for any reason whatsoever. This report shall not be reproduced, in whole or in part, without the written approval of Core Laboratories.

CORE LABORATORIES

QUALITY ASSURANCE METHODS

REFERENCES AND NOTES

Report Date: 10/01/96

Volatile Organics

Method 602/8020

Surrogate Recovery Limits

	Water	Soil
Bromofluorobenzene	89-110%	78-123%

Spike/Spike Duplicate Recovery Limits

	Water	Soil
Benzene	39-150%	75-125%
Ethylbenzene	32-160%	60-140%
Toluene	46-148%	70-130%
Xylenes	75-125%	61-139%

Method 8015 Modified

Spike/Spike Duplicate Recovery Limits

	Water	Soil
TVPH	81-124%	48-152%
TEPH	54-135%	54-135%

Method 624/8240/8260

Surrogate Recovery Limits

	Water	Soil
Dibromofluoromethane	86-118%	80-120%
Toluene-(d8)	88-110%	81-117%
4-Bromofluorobenzene	86-115%	74-121%

Spike/Spike Duplicate Recovery & RPD Limits

	Water		Soil	
	Recovery	RPD	Recovery	RPD
1,1-Dichloroethene	61-145%	14	59-172%	22
Trichloroethene	71-120%	14	62-137%	24
Benzene	76-127%	11	66-142%	21
Toluene	76-125%	13	59-139%	21
Chlorobenzene	75-130%	13	60-133%	21

Pesticides/PCB Organics

Method 608/8080

Surrogate Recovery Limits

	Water	Soil
Tetrachloro-m-xylene	60-150%	60-150%
4,4'-Dichlorobiphenyl	60-150%	60-150%

Method 8140

Surrogate Recovery Limits

	Water	Soil
Tributylphosphate	36-152%	36-152%
Triphenylphosphate	40-152%	40-152%

Base/Neutral/Acid Organics

Method 625/8270

Surrogate Recovery Limits

	Water	Soil
Nitrobenzene-d5	35-114%	23-120%
2-Fluorobiphenyl	43-116%	30-115%
4-Terphenyl-d14	33-141%	18-137%
Phenol-d6	10-94%	24-113%
2-Fluorophenol	21-100%	25-121%
2,4,6-Tribromophenol	10-123%	19-122%

The analytical results, opinions or interpretations contained in this report are based upon information and material supplied by the client for whose exclusive and confidential use this report has been made. The analytical results, opinions or interpretations expressed represent the best judgment of Core Laboratories. Core Laboratories, however, makes no warranty or representation, express or implied, of any type, and expressly disclaims same as to the productivity, proper operations or profitableness of any oil, gas or other mineral property, well or sand in connection with which such report is used or relied upon for any reason whatsoever. This report shall not be reproduced, in whole or in part, without the written approval of Core Laboratories

CORE LABORATORIES

QUALITY ASSURANCE METHODS

REFERENCES AND NOTES

Report Date: 10/01/96

Matrix Spike/Matrix Spike Duplicate Recovery & RPD Limits

	Water		Soil	
	Recovery	RPD	Recovery	RPD
Phenol	12-110%	42	26-90%	35
2-Chlorophenol	27-123%	40	25-102%	50
1,4-Dichlorobenzene	36-97%	28	28-104%	27
N-Nitroso-di-n-propylamine	41-116%	38	41-126%	38
1,2,4-Trichlorobenzene	39-98%	28	38-107%	23
4-Chloro-3-methylphenol	23-97%	42	26-103%	33
Acenaphthene	46-118%	31	31-137%	19
4-Nitrophenol	10-80%	50	11-114%	50
2,4-Dintrotoluene	24-96%	38	28-89%	47
Pentachlorophenol	9-103%	50	17-109%	47
Pyrene	26-127%	31	35-142%	36

The analytical results, opinions or interpretations contained in this report are based upon information and material supplied by the client for whose exclusive and confidential use this report has been made. The analytical results, opinions or interpretations expressed represent the best judgment of Core Laboratories. Core Laboratories, however, makes no warranty or representation, express or implied, of any type, and expressly disclaims same as to the productivity, proper operations or profitableness of any oil, gas, coal or other mineral property, well or sand in connection with which such report is used or relied upon for any reason whatsoever. This report shall not be reproduced, in whole or in part, without the written approval of Core Laboratories.

CORE LABORATORIES

QUALITY ASSURANCE METHODS

REFERENCES AND NOTES

Report Date: 10/01/96

(1) EPA 600/4-79-020, Methods for Chemical Analysis of Water and Wastes, March 1983

(2) EPA SW-846, Test Methods for Evaluating Solid Waste, Third Edition, 1989

(3) Standard Methods for The Examination of Water and Wastewater, 17th Edition, 1989

(4) EPA 600/4-80-032, Prescribed Procedures For Measurement Of Radioactivity In Drinking Water, August 1980

(5) EPA 600/8-78-017, Microbiological Methods For Monitoring The Environment, December 1978

(6) Federal Register, July 1, 1990 (40 CFR Part 136)

(7) EPA 600/4-88-03, Methods For The Determination of Organics Compounds in Drinking Water, December 1988

(8) U.S.G.S. Methods For Determination of Inorganic Substances In Water And Fluvial Sediments, Book 5, Chapter A1, 1985

(9) Federal Register, Friday, June 7, 1991 (40 CFR Parts 141 & 142)

(10) Standard Methods For The Examination of Water and Wastewater, 16th Edition, 1985

(11) ASTM, Section 11 Water and Environmental Technology, Volume 11.01 Water (1), 1991

(12) Methods of Soil Analysis, American Society of Agronomy, Agronomy No. 9, 1965

(13) EPA SW-846, Test Methods For Evaluating Solid Waste, Third Edition, Revision 1, November 1990

(14) ASTM, Section 5, Petroleum Products, Lubricants, and Fossil Fuels, Volume 05.05, Gaseous Fuels, Coal, and Coke

(15) EPA 600/2-78-054, Field and Laboratory Methods Applicable To Overburdens and Mine Soils, March 1978

(16) ASTM, Part 19, Soils and Rocks; Building Stones, 1981

Comments: Data in the QA report may differ from final results due to digestion and/or dilution of sample into analytical ranges. The "Time Analyzed" in the QA report refers to the start time of the analytical batch which may not reflect the actual time of each analysis. The "Date Analyzed" is the actual date of analysis. Results for soil and sludge samples are reported on a wet weight basis (i.e. not corrected for percent moisture) unless otherwise indicated.

NC = Not Calculable Due to Value(s) lower than the Detection Limit.

BLANK QC SAMPLE IDENTIFICATION

The analytical results, opinions or interpretations contained in this report are based upon information and material supplied by the client for whose exclusive and confidential use this report has been made. The analytical results, opinions or interpretations expressed represent the best judgment of Core Laboratories. Core Laboratories, however, makes no warranty or representation, express or implied, of any type, and expressly disclaims same as to the productivity, proper operations or profitableness of any oil, gas, coal, or other mineral property, well or sand in connection with which such report is used or relied upon for any reason whatsoever. This report shall not be reproduced, in whole or in part, without the written approval of Core Laboratories.

MB	Method Blank
ICB	Initial Calibration Blank
CCB	Continuing Calibration Blank

SPIKE QC SAMPLE IDENTIFICATION

MS	Method (Matrix) Spike
MSD	Method (Matrix) Spike Duplicate
PDS	Post Digestion Spike
SB	Spiked Blank
SBD	Spike Blank Duplicate

REFERENCE STANDARD QC SAMPLE IDENTIFICATION

LCS	Laboratory Control Standard
RS	Reference Standard
ICV	Initial Calibration Verification Standard
CCV	Continuing Calibration Verification Standard
ISA/ISB	ICP Interface Check Sample
ICL	Initial Calibration/Laboratory Control Sample
DSC	Distilled Standard Check

DUPLICATE QC SAMPLE IDENTIFICATION

MD	Method (Matrix) Duplicate
ED	Extraction Duplicate
DD	Digestion Duplicate

Analyses performed by a subcontract laboratory are indicated on the analytical and/or quality control reports under "technician" using the following codes:

SUBCONTRACT LABORATORY	CODE
Core Laboratories - Anaheim, CA	* AN
Core Laboratories - Casper, WY	* CA
Core Laboratories - Corpus Christi, TX	* CC
Core Laboratories - Houston, TX	* HP
Core Laboratories - Lake Charles, LA	* LC
Core Laboratories - Long Beach, CA	* LB
Other Subcontract Laboratories	* XX

EXPLANATION OF DATA FLAGS

B - This flag is used to indicate that an analyte is present in the method blank as well as in the sample. It indicates that the client should consider this when evaluating the results.

D - This flag indicates that surrogates were diluted out of calibration range and cannot be quantified.

E - Indicates that a sample result is an estimate because the concentration exceeded the calibration range of the instrument.

I - Used to indicate matrix interference.

J - Indicates that a value is an estimate. It is used when a compound is determined to be present based on the mass spectral data, but at a concentration less than the practical quantitation limit of the method.

The analytical results, opinions or interpretations contained in this report are based upon information and material supplied by the client for whose exclusive and confidential use this report has been made. The analytical results, opinions or interpretations expressed represent the best judgment of Core Laboratories. Core Laboratories, however, makes no warranty or representation, express or implied, of any type, and expressly disclaims same as to the productivity, proper operations or profitableness of any oil, gas, coal or other mineral property, well or sand in connection with which such report is used or relied upon for any reason whatsoever. This report shall not be reproduced, in whole or in part, without the written approval of Core Laboratories.

QUALITY ASSURANCE METHODS

REFERENCES AND NOTES

Report Date: 10/01/96

This flag is also used when estimating the concentration of a tentatively identified compound.

X - Indicates that a surrogate recovery is outside the specified quality control limits.

Y - Used to identify a spike or spike duplicate recovery that is outside the specified quality control limits.

Z - Indicates a relative percent difference for a spike and spike duplicate is outside the specified quality control limits.

* - Indicates a relative percent difference for a duplicate analysis is outside the specified quality control limits.

^ - Used to indicate that a standard is outside specified quality control limits.

The analytical results, opinions or interpretations contained in this report are based upon information and material supplied by the client for whose exclusive and confidential use this report has been made. The analytical results, opinions or interpretations expressed represent the best judgment of Core Laboratories. Core Laboratories, however, makes no warranty or representation, express or implied, of any type, and expressly disclaims same as to the productivity, proper operations or profitableness of any oil, gas, rock or other material, property, well or sand in connection with which such report is used or relied upon for any reason whatsoever. This report shall not be reproduced, in whole or in part, without the written approval of Core Laboratories.

Job Number 962511
October 1, 1996

CORE LABORATORIES

ANALYTICAL REPORT

JOB NUMBER: 962511

Prepared For:

Daniel B. Stephens & Associates
6020 Academy NE
Suite 100
Albuquerque, NM 87109

Attention: Bob Marley

Date: 10/01/96

Don Morris
Signature

October 1, 1996
Date

Name: Don L. Morris

Title: Project Manager

CORE LABORATORIES, INC.
10703 East Bethany Drive
Aurora, CO 80014

PHONE: (303) 751-1780
FAX: (303) 751-1784

The analytical results, opinions or interpretations contained in this report are based upon information and material supplied by the client for whose exclusive and confidential use this report has been made. The analytical results, opinions or interpretations expressed represent the best judgment of Core Laboratories. Core Laboratories, however, makes no warranty or representation, express or implied, of any type, and expressly disclaims same as to the productivity, proper operations or profitableness of any oil, gas, coal or other minerals, property, well or sand in connection with which such report is used or relied upon for any reason whatsoever. This report shall not be reproduced, in whole or in part, without the written approval of Core Laboratories.

CORELAB

CORE LABORATORIES, INC.

No. 77447

CHAIN OF CUSTODY RECORD

Page 1 of 2

CUSTOMER INFORMATION	PROJECT INFORMATION
COMPANY: Daniel B Stephens & Assoc.	PROJECT NAME/NUMBER: ENRON- Roswell / 6033 2
SEND REPORT TO: Bob Marley	BILLING INFORMATION
ADDRESS: 6020 Academy NE Suite 100	BILL TO: George Robinson
Albuq, NM 87109	ADDRESS: c/o ENRON Enviro Affairs
	1400 Smith St, Houston, Tx
PHONE: 505 822 9400	PHONE: 713 646 7327
FAX: 505 822 8877	FAX: PO NO:

LAB JOB NO. 962511

SAMPLE NO.	SAMPLE DESCRIPTION	SAMPLE DATE	SAMPLE TIME	SAMPLE MATRIX	CONTAINER	PRESERV.	NUMBER OF CONTAINERS	TPH 8015	8240	8080 PCBs only	8270	Metals (As, Ba, Cr, Pb, Hg, Cd, Se, Ag, Cu + Zn)				REMARKS / PRECAUTIONS
1	MW-10 @ 10	9/10/96	0810	Soil	Glass	none	1	X								temp 4.0°C
2	MW-10 @ 20	9/10/96	0900	Soil	Glass	none	1	X								
3	MW-10 @ 30	9/10/96	0930	Soil	Glass	none	1	X								
4	MW-10 @ 40	9/10/96	0945	Soil	Glass	none	1	X								
5	MW-10 @ 50	9/10/96	1000	Soil	Glass	none	1	X								
6	MW-10 @ 60	9/10/96	1015	Soil	Glass	none	1	X		X	X	X				
7	MW-10 @ 65	9/10/96	1020	Soil	4oz Glass	none	1		X							
8	MW-14 @ 10	9/10/96	1510	Soil	Glass	none	1	X								
9	MW-14 @ 20	9/10/96	1520	Soil	Glass	none	1	X								
10	MW-14 @ 30	9/10/96	1530	Soil	Glass	none	1	X								

SAMPLER: Clancey Pigman

SHIPMENT METHOD: Fed-X

AIRBILL NO.:

REQUIRED TURNAROUND:* [ ] SAME DAY [ ] 24 HOURS [ ] 48 HOURS [ ] 72 HOURS [ ] 5 DAYS [ ] 10 DAYS [X] ROUTINE OTHER

1. RELINQUISHED BY:	DATE	2. RELINQUISHED BY:	DATE	3. RELINQUISHED BY:	DATE
SIGNATURE: Bob Marley	9/11/96	SIGNATURE:		SIGNATURE:	
PRINTED NAME/COMPANY: Bob Marley DBS&A	TIME: 1715	PRINTED NAME/COMPANY:	TIME	PRINTED NAME/COMPANY:	TIME
1. RECEIVED BY:	DATE	2. RECEIVED BY:	DATE	3. RECEIVED BY:	DATE
SIGNATURE: Michelle Weatherford	9/12/96	SIGNATURE:		SIGNATURE:	
PRINTED NAME/COMPANY: CORE	TIME: 0945	PRINTED NAME/COMPANY:	TIME	PRINTED NAME/COMPANY:	TIME

* RUSH TURNAROUND MAY REQUIRE SURCHARGE

☐ **Anaheim, CA** 1250 E. Gene Autry Way Anaheim, CA 92805 (714) 937-1094 Fax (714) 937-1170

☐ **Aurora, CO** 10703 E. Bethany Drive Aurora, CO 80014 (303) 751-1780 Fax (303) 751-1784

☐ **Casper, WY** 420 W. First Street Casper, WY 82601 (307) 235-5741 Fax (307) 266-1676

☐ **Corpus Christi, TX** 1733 N. Padre Island Drive Corpus Christi, TX 78408 (512) 289-2873 Fax (512) 289-2471

☐ **Edison, NJ** 284 Raritan Center Parkway Edison, NJ 08837 (908) 225-6700 Fax (908) 225-6777

☐ **Houston, TX (Env)** 6310 Rothway Drive Houston, TX 77040 (713) 690-4444 Fax (713) 690-5646

☐ **Houston, TX (Pet)** 8210 Mosley Road Houston, TX 77075 (713) 943-9776 Fax (713) 943-3846

☐ **Indianapolis, IN** 7726 Moller Road Indianapolis, IN 46268 (317) 875-5894 Fax (317) 872-6189

☐ **Lake Charles, LA** 3645 Beglis Parkway Sulphur, LA 70663 (318) 583-4926 Fax (318) 583-4929

☐ **Long Beach, CA** 3700 Cherry Avenue Long Beach, CA 90807 (310) 595-8401 Fax (310) 427-5174

☐ **Tampa, FL** 5460 Beaumont Center Blvd. Tampa, FL 33634 (813)884-8268 Fax (813) 885-4938

☐ **Valparaiso, IN** 2400 Cumberland Drive Valparaiso, IN 46383 (219) 464-2389 Fax (219) 462-2953

ORIGINAL

CORELAB

CORE LABORATORIES, INC.

No. 77448

CHAIN OF CUSTODY RECORD

page 2 of 2

CUSTOMER INFORMATION	PROJECT INFORMATION
COMPANY:	PROJECT NAME/NUMBER:
SEND REPORT TO: See 1st page	BILLING INFORMATION
ADDRESS:	BILL TO:
	ADDRESS: See 1st page
PHONE:	PHONE:
FAX:	FAX: PO NO.:

LAB JOB NO. 962511

SAMPLE NO.	SAMPLE DESCRIPTION	SAMPLE DATE	SAMPLE TIME	SAMPLE MATRIX	CONTAINER	PRESERV.	NUMBER OF CONTAINERS	TPH 8015	8240	8080 PCB only	8270	metals (As, ba, Cr, Pb, Hg, Cd, Se, Ag, Cu, Zn)				REMARKS / PRECAUTIONS
11	MW-14 @ 40	9/10/96	1545	Soil	Glass	None	1	X								
12	MW-14 @ 50	9/10/96	1600	"	"	"	1	X								
13	MW-14 @ 60	9/10/96	1615	"	"	"	2	X	X	X	X	X				
14	MW-12 @ 10	9/11/96	1010	"	"	"	1	X								
15	MW-12 @ 20	9/11/96	1025	"	"	"	1	X								
16	MW-12 @ 30	9/11/96	1035	"	"	"	1	X								
17	MW-12 @ 40	9/11/96	1050	"	"	"	1	X								
18	MW-12 @ 50	9/11/96	1105	"	"	"	2	X	X	X	X	X				

SAMPLER: Clancey Pigman SHIPMENT METHOD: Fed-X AIRBILL NO.: 8648 336045

REQUIRED TURNAROUND:* ☐ SAME DAY ☐ 24 HOURS ☐ 48 HOURS ☐ 72 HOURS ☐ 5 DAYS ☐ 10 DAYS ☒ ROUTINE OTHER

1. RELINQUISHED BY:	DATE	2. RELINQUISHED BY:	DATE	3. RELINQUISHED BY:	DATE
SIGNATURE: Bob Marley	9/11/96	SIGNATURE:		SIGNATURE:	
PRINTED NAME/COMPANY: Bob Marley DBS&A	TIME 1715	PRINTED NAME/COMPANY:	TIME	PRINTED NAME/COMPANY:	TIME
1. RECEIVED BY:	DATE	2. RECEIVED BY:	DATE	3. RECEIVED BY:	DATE
SIGNATURE: Michelle Weatherford	9/12/96	SIGNATURE:		SIGNATURE:	
PRINTED NAME/COMPANY: CoLE	TIME 0945	PRINTED NAME/COMPANY:	TIME	PRINTED NAME/COMPANY:	TIME

* RUSH TURNAROUND MAY REQUIRE SURCHARGE

☐ **Anaheim, CA** 1250 E. Gene Autry Way Anaheim, CA 92805 (714) 937-1094 Fax (714) 937-1170

☐ **Aurora, CO** 10703 E. Bethany Drive Aurora, CO 80014 (303) 751-1780 Fax (303) 751-1784

☐ **Casper, WY** 420 W. First Street Casper, WY 82601 (307) 235-5741 Fax (307) 266-1676

☐ **Corpus Christi, TX** 1733 N. Padre Island Drive Corpus Christi, TX 78408 (512) 289-2673 Fax (512) 289-2471

☐ **Edison, NJ** 284 Raritan Center Parkway Edison, NJ 08837 (908) 225-6700 Fax (908) 225-6777

☐ **Houston, TX (Env)** 6310 Rothway Drive Houston, TX 77040 (713) 690-4444 Fax (713) 690-5646

☐ **Houston, TX (Pet)** 8210 Mosley Road Houston, TX 77075 (713) 943-9776 Fax (713) 943-3846

☐ **Indianapolis, IN** 7726 Moller Road Indianapolis, IN 46268 (317) 875-5894 Fax (317) 872-6139

☐ **Lake Charles, LA** 3645 Beglis Parkway Sulphur, LA 70663 (318) 583-4926 Fax (318) 583-4929

☐ **Long Beach, CA** 3700 Cherry Avenue Long Beach, CA 90807 (310) 595-8401 Fax (310) 427-5174

☐ **Tampa, FL** 5460 Beaumont Center Blvd. Tampa, FL 33634 (813)884-8268 Fax (813) 885-4938

☐ **Valparaiso, IN** 2400 Cumberland Drive Valparaiso, IN 46383 (219) 464-2389 Fax (219) 462-2953

ORIGINAL

Sample Delivery Group Narrative

September 30, 1996

Customer: Daniel B. Stephens and Associates
Project: 6033.2 ENRON-ROSWELL
Core Laboratories Project Number: 962511

During the analysis and subsequent data review, it was noted that a concentration of 0.01834 mg/L of zinc was detected in the digestion blank for job 962511. When the sample was analyzed for zinc, concentrations greater than 10 times the contamination in the method blank were found. Because the zinc contamination was so far below the zinc level in the sample this data was accepted and reported.

Linda L. Benkers
QA/QC Coordinator

Timothy L. Kellogg
Laboratory Supervisor

CORE LABORATORIES

SAMPLE DELIVERY GROUP NARRATIVE

September 30, 1996

Customer: Daniel B. Stephens & Associates
Project: 6033.2 ENRON-ROSWELL
Core Laboratories Project Number: 962511

Method 8080 PCB Analysis:

The MS/MSD associated with this project was outside of the upper acceptance limit due to a coeluting matrix interference. However, since the laboratory control sample analyzed with this project was within acceptance limits, the associated samples were not reanalyzed.

Method 8270 GC/MS Semivolatiles Analysis:

The laboratory control sample associated with this project had 4-chloroaniline and dibenzofuran outside of the lower acceptance limit, and 2,4-dinitrotoluene outside of the upper acceptance limit. However, there were no detections for these compounds in any of the associated samples, so the samples were not reanalyzed.

The MS/MSD associated with this project had phenol outside of the RPD limit. However, since both the MS and MSD was within the recovery limit, and the associated laboratory control sample was within acceptance limits for phenol, the associated samples were not reanalyzed.

Linda L. Benkers
QA/QC Coordinator

Michael L. Armstrong
Laboratory Supervisor

The analytical results, opinions or interpretations contained in this report are based upon information and material supplied by the client for whose exclusive and confidential use this report has been made. The analytical results, opinions or interpretations expressed represent the best judgement of Core Laboratories. Core Laboratories, however, makes no warranty or representation, express or implied, of any type, and expressly disclaims same as to the productivity, proper operations or profitableness of any oil, gas, or other mineral property, well or sand in connection with which such report is used or relied upon for any reason whatsoever. This report shall not be reproduced, in whole or in part, without the written approval of Core Laboratories.

CORE LABORATORIES

SAMPLE INFORMATION
Date: 10/01/96

Job Number.: 962511
Customer ..: Daniel B. Stephens & Associates
Attn.....: Bob Marley

Project Number.....: 96000156
Customer Project ID....: 6033.2 ENRON-ROSWELL
Project Description....: DB Stevens/Enron

Laboratory Sample ID	Customer Sample ID	Sample Matrix	Date Sampled	Time Sampled	Date Received	Time Received
962511-1	MW10 @ 10	Soil	09/10/96	08:10	09/12/96	09:45
962511-2	MW10 @ 20	Soil	09/10/96	09:00	09/12/96	09:45
962511-3	MW10 @ 30	Soil	09/10/96	09:30	09/12/96	09:45
962511-4	MW10 @ 40	Soil	09/10/96	09:45	09/12/96	09:45
962511-5	MW10 @ 50	Soil	09/10/96	10:00	09/12/96	09:45
962511-6	MW10 @ 60	Soil	09/10/91	10:15	09/12/96	09:45
962511-7	MW10 @ 65	Soil	09/10/91	10:20	09/12/96	09:45
962511-8	MW14 @ 10	Soil	09/10/91	15:10	09/12/96	09:45
962511-9	MW14 @ 20	Soil	09/10/96	15:20	09/12/96	09:45
962511-10	MW14 @ 30	Soil	09/10/96	15:30	09/12/96	09:45
962511-11	MW14 @ 40	Soil	09/10/96	15:45	09/12/96	09:45
962511-12	MW14 @ 50	Soil	09/10/96	16:00	09/12/96	09:45
962511-13	MW14 @ 60	Soil	09/10/96	16:15	09/12/96	09:45
962511-14	MW12 @ 10	Soil	09/11/96	10:10	09/12/96	09:45
962511-15	MW12 @ 20	Soil	09/11/96	10:25	09/12/96	09:45
962511-16	MW12 @ 30	Soil	09/11/96	10:35	09/12/96	09:45
962511-17	MW12 @ 40	Soil	09/11/96	10:50	09/12/96	09:45
962511-18	MW12 @ 50	Soil	09/11/96	11:05	09/12/96	09:45

The analytical results, opinions or interpretations contained in this report are based upon information and material supplied by the client for whose exclusive and confidential use this report has been made. The analytical results, opinions or interpretations expressed represent the best judgment of Core Laboratories. Core Laboratories, however, makes no warranty or representation, express or implied, of any type, and expressly disclaims same as to the productivity, proper operations or profitableness of any oil, gas, or other mineral property, well, or sand, in connection with which such report is used or relied upon for any reason whatsoever. This report shall not be reproduced, in whole or in part, without the written approval of Core Laboratories.

CORE LABORATORIES

LABORATORY TEST RESULTS

Job Number: 962511

Date: 10/01/96

CUSTOMER: Daniel B. Stephens & Associates

PROJECT: 6033.2 ENRON-ROSWELL

ATTN: Bob Marley

Customer Sample ID: MW10 @ 10
Date Sampled.....: 09/10/96
Time Sampled.....: 08:10
Sample Matrix.....: Soil

Laboratory Sample ID: 962511-1
Date Received.....: 09/12/96
Time Received.....: 09:45

TEST METHOD	PARAMETER/TEST DESCRIPTION	SAMPLE RESULT	REPORTING LIMIT	UNITS	DATE	TECH
EPA 418.1	Total Recoverable Petroleum Hydrocarbons, Solid	30	10.	mg/Kg	09/21/96	jbd

The analytical results, opinions or interpretations contained in this report are based upon information and material supplied by the client for whose exclusive and confidential use this report has been made. The analytical results, opinions or interpretations expressed represent the best judgment of Core Laboratories. Core Laboratories, however, makes no warranty or representation, express or implied, of any type, and expressly disclaims same as to the productivity, proper operations or profitableness of any oil, gas, water or other mineral, property, well or land in connection with which such report is used or relied upon for any reason whatsoever. This report shall not be reproduced, in whole or in part, without the written approval of Core Laboratories.

CORE LABORATORIES

LABORATORY TEST RESULTS

Job Number: 962511

Date: 10/01/96

CUSTOMER: Daniel B. Stephens & Associates

PROJECT: 6033.2 ENRON-ROSWELL

ATTN: Bob Marley

Customer Sample ID: MW10 @ 20
Date Sampled.....: 09/10/96
Time Sampled.....: 09:00
Sample Matrix.....: Soil

Laboratory Sample ID: 962511-2
Date Received.....: 09/12/96
Time Received.....: 09:45

TEST METHOD	PARAMETER/TEST DESCRIPTION	SAMPLE RESULT	REPORTING LIMIT	UNITS	DATE	TECH
EPA 418.1	Total Recoverable Petroleum Hydrocarbons, Solid	34	10.	mg/Kg	09/21/96	jbd

The analytical results, opinions or interpretations contained in this report are based upon information and material supplied by the client for whose exclusive and confidential use this report has been made. The analytical results, opinions or interpretations expressed represent the best judgment of Core Laboratories. Core Laboratories, however, makes no warranty or representation, express or implied, of any type, and expressly disclaims same as to the productivity, proper operations or profitableness of any oil, gas, other mineral, property, well or sand in connect or with which such report is used or relied upon for any reason whatsoever. This report shall not be reproduced, in whole or in part, without the written approval of Core Laboratories.

CORE LABORATORIES

LABORATORY TEST RESULTS

Job Number: 962511

Date: 10/01/96

CUSTOMER: Daniel B. Stephens & Associates

PROJECT: 6033.2 ENRON-ROSWELL

ATTN: Bob Marley

Customer Sample ID: MW10 @ 30
Date Sampled.....: 09/10/96
Time Sampled.....: 09:30
Sample Matrix.....: Soil

Laboratory Sample ID: 962511-3
Date Received.....: 09/12/96
Time Received.....: 09:45

TEST METHOD	PARAMETER/TEST DESCRIPTION	SAMPLE RESULT	REPORTING LIMIT	UNITS	DATE	TECH
EPA 418.1	Total Recoverable Petroleum Hydrocarbons, Solid	29	10.	mg/Kg	09/21/96	jbd

The analytical results, opinions or interpretations contained in this report are based upon information and material supplied by the client for whose exclusive and confidential use this report has been made. The analytical results, opinions or interpretations expressed represent the best judgment of Core Laboratories. Core Laboratories, however, makes no warranty or representation, express or implied, of any type, and expressly disclaims same as to the productivity, proper operations or profitableness of any oil, gas, coal or other mineral property, well or sand in connection with which such report is used or relied upon for any reason whatsoever. This report shall not be reproduced, in whole or in part, without the written approval of Core Laboratories.

CORE LABORATORIES

LABORATORY TEST RESULTS

Job Number: 962511

Date: 10/01/96

CUSTOMER: Daniel B. Stephens & Associates

PROJECT: 6033.2 ENRON-ROSWELL

ATTN: Bob Marley

Customer Sample ID: MW10 @ 40
Date Sampled.....: 09/10/96
Time Sampled.....: 09:45
Sample Matrix.....: Soil

Laboratory Sample ID: 962511-4
Date Received.....: 09/12/96
Time Received.....: 09:45

TEST METHOD	PARAMETER/TEST DESCRIPTION	SAMPLE RESULT	REPORTING LIMIT	UNITS	DATE	TECH
EPA 418.1	Total Recoverable Petroleum Hydrocarbons, Solid	29	10.	mg/Kg	09/21/96	jbd

The analytical results, opinions or interpretations contained in this report are based upon information and material supplied by the client for whose exclusive and confidential use this report has been made. The analytical results, opinions or interpretations expressed represent the best judgment of Core Laboratories. Core Laboratories, however, makes no warranty or representation, express or implied, of any type, and expressly disclaims same as to the productivity, proper operations or profitableness of any oil, gas, coal or other minerals, property, well or sand in connection with which such report is used or relied upon for any reason whatsoever. This report shall not be reproduced, in whole or in part, without the written approval of Core Laboratories.

CORE LABORATORIES

LABORATORY TEST RESULTS

Job Number: 962511 Date: 10/01/96

CUSTOMER: Daniel B. Stephens & Associates PROJECT: 6033.2 ENRON-ROSWELL ATTN: Bob Marley

Customer Sample ID: MW10 @ 50
Date Sampled.....: 09/10/96
Time Sampled.....: 10:00
Sample Matrix.....: Soil

Laboratory Sample ID: 962511-5
Date Received.....: 09/12/96
Time Received.....: 09:45

TEST METHOD	PARAMETER/TEST DESCRIPTION	SAMPLE RESULT	REPORTING LIMIT	UNITS	DATE	TECH
EPA 418.1	Total Recoverable Petroleum Hydrocarbons, Solid	31	10.	mg/Kg	09/21/96	jbd

The analytical results, opinions or interpretations contained in this report are based upon information and material supplied by the client for whose exclusive and confidential use this report has been made. The analytical results, opinions or interpretations expressed represent the best judgment of Core Laboratories. Core Laboratories, however, makes no warranty or representation, express or implied, of any type, and expressly disclaims same as to the productivity, proper operations or profitableness of any oil, gas, mineral or other material, property, well or sand in connection with which such report is used or relied upon for any reason whatsoever. This report shall not be reproduced, in whole or in part, without the written approval of Core Laboratories.

CORE LABORATORIES

LABORATORY TEST RESULTS

Job Number: 962511 Date: 10/01/96

CUSTOMER: Daniel B. Stephens & Associates PROJECT: 6033.2 ENRON-ROSWELL ATTN: Bob Marley

Customer Sample ID: MW10 @ 60
Date Sampled.....: 09/10/96
Time Sampled.....: 10:15
Sample Matrix.....: Soil

Laboratory Sample ID: 962511-6
Date Received.....: 09/12/96
Time Received.....: 09:45

TEST METHOD	PARAMETER/TEST DESCRIPTION	SAMPLE RESULT	REPORTING LIMIT	UNITS	DATE	TECH
SW-846 3050	Acid Digestion: Solids, Solid	Complete			09/13/96	lmt
SW-846 6010A	Arsenic (As), Solid	<5	5	mg/Kg	09/18/96	smh
SW-846 6010A	Barium (Ba), Solid	85	1	mg/Kg	09/18/96	smh
SW-846 6010A	Cadmium (Cd), Solid	<0.5	0.5	mg/Kg	09/18/96	smh
SW-846 6010A	Chromium (Cr), Solid	5	1	mg/Kg	09/18/96	smh
SW-846 6010A	Copper (Cu), Solid	4	1	mg/Kg	09/18/96	smh
SW-846 6010A	Lead (Pb), Solid	<5	5	mg/Kg	09/18/96	smh
SW-846 7471	Mercury (Hg), Solid	<0.10	0.10	mg/Kg	09/18/96	lmt
SW-846 6010A	Selenium (Se), Solid	<10	10	mg/Kg	09/18/96	smh
SW-846 6010A	Silver (Ag), Solid	<1	1	mg/Kg	09/18/96	smh
SW-846 6010A	Zinc (Zn), Solid	18	1	mg/Kg	09/18/96	smh
EPA 418.1	Total Recoverable Petroleum Hydrocarbons, Solid	84	10.	mg/Kg	09/21/96	jbd
SW-846 3550	Extraction (Ultrasonic) PCBs					
	Ultrasonic Extraction	Complete			09/23/96	jbd
SW-846 8080	PCB Analysis					
	Aroclor 1016, Solid	ND	17	ug/Kg	09/23/96	smc
	Aroclor 1221, Solid	ND	17	ug/Kg	09/23/96	smc
	Aroclor 1232, Solid	ND	17	ug/Kg	09/23/96	smc
	Aroclor 1242, Solid	ND	17	ug/Kg	09/23/96	smc
	Aroclor 1248, Solid	ND	17	ug/Kg	09/23/96	smc
	Aroclor 1254, Solid	ND	17	ug/Kg	09/23/96	smc
	Aroclor 1260, Solid	ND	17	ug/Kg	09/23/96	smc
	Aroclor 1262, Solid	ND	17	ug/Kg	09/23/96	smc
	Aroclor 1268, Solid	ND	17	ug/Kg	09/23/96	smc
SW-846 3550	Extraction (Ultrasonic) SVOCs					
	Ultrasonic Extraction	Complete			09/20/96	jbd
SW-846 8270	Semivolatile Organics					
	Acenaphthene, Solid	ND	330	ug/Kg	09/21/96	mla
	Acenaphthylene, Solid	ND	330	ug/Kg	09/21/96	mla
	Anthracene, Solid	ND	330	ug/Kg	09/21/96	mla
	Benzidine, Solid	ND	1650	ug/Kg	09/21/96	mla
	Benzo(a)anthracene, Solid	ND	330	ug/Kg	09/21/96	mla
	Benzo(b)fluoranthene, Solid	ND	330	ug/Kg	09/21/96	mla

The analytical results, opinions or interpretations contained in this report are based upon information and material supplied by the client for whose exclusive and confidential use this report has been made. The analytical results, opinions or interpretations expressed represent the best judgment of Core Laboratories. Core Laboratories, however, makes no warranty or representation, express or implied, of any type, and expressly disclaims same as to the productivity, proper operations or profitableness of any oil, gas, or other mineral property, well or sand in connection with which such report is used or relied upon for any reason whatsoever. This report shall not be reproduced, in whole or in part, without the written approval of Core Laboratories.

CORE LABORATORIES

LABORATORY TEST RESULTS

Job Number: 962511 Date: 10/01/96

CUSTOMER: Daniel B. Stephens & Associates PROJECT: 6033.2 ENRON-ROSWELL ATTN: Bob Marley

Customer Sample ID: MW10 @ 60
Date Sampled.....: 09/10/91
Time Sampled.....: 10:15
Sample Matrix.....: Soil

Laboratory Sample ID: 962511-6
Date Received.....: 09/12/96
Time Received.....: 09:45

TEST METHOD	PARAMETER/TEST DESCRIPTION	SAMPLE RESULT	REPORTING LIMIT	UNITS	DATE	TECH
	Benzo(k)fluoranthene, Solid	ND	330	ug/Kg	09/21/96	mla
	Benzo(ghi)perylene, Solid	ND	330	ug/Kg	09/21/96	mla
	Benzo(a)pyrene, Solid	ND	330	ug/Kg	09/21/96	mla
	Benzyl alcohol, Solid	ND	330	ug/Kg	09/21/96	mla
	Butyl benzyl phthalate, Solid	ND	330	ug/Kg	09/21/96	mla
	Bis(2-chloroethoxy)methane, Solid	ND	330	ug/Kg	09/21/96	mla
	Bis(2-chloroethyl)ether, Solid	ND	330	ug/Kg	09/21/96	mla
	Bis(2-chloroisopropyl)ether, Solid	ND	330	ug/Kg	09/21/96	mla
	Bis(2-ethylhexyl)phthalate, Solid	ND	330	ug/Kg	09/21/96	mla
	4-Bromophenyl phenyl ether, Solid	ND	330	ug/Kg	09/21/96	mla
	4-Chloroaniline, Solid	ND	330	ug/Kg	09/21/96	mla
	2-Chloronaphthalene, Solid	ND	330	ug/Kg	09/21/96	mla
	4-Chlorophenyl phenyl ether, Solid	ND	330	ug/Kg	09/21/96	mla
	Chrysene, Solid	ND	330	ug/Kg	09/21/96	mla
	Dibenzo(a,h)anthracene, Solid	ND	330	ug/Kg	09/21/96	mla
	Dibenzofuran, Solid	ND	330	ug/Kg	09/21/96	mla
	1,2-Dichlorobenzene, Solid	ND	330	ug/Kg	09/21/96	mla
	1,3-Dichlorobenzene, Solid	ND	330	ug/Kg	09/21/96	mla
	1,4-Dichlorobenzene, Solid	ND	330	ug/Kg	09/21/96	mla
	3,3-Dichlorobenzidine, Solid	ND	330	ug/Kg	09/21/96	mla
	Diethyl phthalate, Solid	ND	330	ug/Kg	09/21/96	mla
	Dimethyl phthalate, Solid	ND	330	ug/Kg	09/21/96	mla
	Di-n-butyl phthalate, Solid	1200	330	ug/Kg	09/21/96	mla
	Di-n-octyl phthalate, Solid	ND	330	ug/Kg	09/21/96	mla
	2,4-Dinitrotoluene, Solid	ND	330	ug/Kg	09/21/96	mla
	2,6-Dinitrotoluene, Solid	ND	330	ug/Kg	09/21/96	mla
	Fluoranthene, Solid	ND	330	ug/Kg	09/21/96	mla
	Fluorene, Solid	ND	330	ug/Kg	09/21/96	mla
	Hexachlorobenzene, Solid	ND	330	ug/Kg	09/21/96	mla
	Hexachlorobutadiene, Solid	ND	330	ug/Kg	09/21/96	mla
	Hexachlorocyclopentadiene, Solid	ND	330	ug/Kg	09/21/96	mla
	Hexachloroethane, Solid	ND	330	ug/Kg	09/21/96	mla
	Indeno(1,2,3-cd)pyrene, Solid	ND	330	ug/Kg	09/21/96	mla
	Isophorone, Solid	ND	330	ug/Kg	09/21/96	mla
	2-Methylnaphthalene, Solid	ND	330	ug/Kg	09/21/96	mla
	Naphthalene, Solid	ND	330	ug/Kg	09/21/96	mla
	o-Nitroaniline, Solid	ND	1650	ug/Kg	09/21/96	mla
	m-Nitroaniline, Solid	ND	1650	ug/Kg	09/21/96	mla
	p-Nitroaniline, Solid	ND	1650	ug/Kg	09/21/96	mla
	Nitrobenzene, Solid	ND	330	ug/Kg	09/21/96	mla
	n-Nitrosodi-n-propylamine, Solid	ND	330	ug/Kg	09/21/96	mla
	n-Nitrosodiphenylamine, Solid	ND	330	ug/Kg	09/21/96	mla
	Phenanthrene, Solid	ND	330	ug/Kg	09/21/96	mla
	Pyrene, Solid	ND	330	ug/Kg	09/21/96	mla
	1,2,4-Trichlorobenzene, Solid	ND	330	ug/Kg	09/21/96	mla
	Benzoic acid, Solid	ND	1650	ug/Kg	09/21/96	mla
	4-Chloro-3-methylphenol, Solid	ND	330	ug/Kg	09/21/96	mla
	2-Chlorophenol, Solid	ND	330	ug/Kg	09/21/96	mla
	2,4-Dichlorophenol, Solid	ND	330	ug/Kg	09/21/96	mla

The analytical results, opinions or interpretations contained in this report are based upon information and material supplied by the client for whose exclusive and confidential use this report has been made. The analytical results, opinions or interpretations expressed represent the best judgment of Core Laboratories. Core Laboratories, however, makes no warranty or representation, express or implied, of any type, and expressly disclaims same as to the productivity, proper operations or profitableness of any oil, gas, coal or other mineral property, well or sand in connection with which such report is used or relied upon for any reason whatsoever. This report shall not be reproduced, in whole or in part, without the written approval of Core Laboratories.

CORE LABORATORIES

LABORATORY TEST RESULTS

Job Number: 962511 Date: 10/01/96

CUSTOMER: Daniel B. Stephens & Associates PROJECT: 6033.2 ENRON-ROSWELL ATTN: Bob Marley

Customer Sample ID: MW10 @ 60
Date Sampled.....: 09/10/91
Time Sampled.....: 10:15
Sample Matrix.....: Soil

Laboratory Sample ID: 962511-6
Date Received.....: 09/12/96
Time Received.....: 09:45

TEST METHOD	PARAMETER/TEST DESCRIPTION	SAMPLE RESULT	REPORTING LIMIT	UNITS	DATE	TECH
	2,4-Dimethylphenol, Solid	ND	330	ug/Kg	09/21/96	mla
	2,4-Dinitrophenol, Solid	ND	1650	ug/Kg	09/21/96	mla
	2-Methyl-4,6-dinitrophenol, Solid	ND	1650	ug/Kg	09/21/96	mla
	2-Methylphenol (o-cresol), Solid	ND	330	ug/Kg	09/21/96	mla
	4-Methylphenol (p-cresol), Solid	ND	330	ug/Kg	09/21/96	mla
	2-Nitrophenol, Solid	ND	330	ug/Kg	09/21/96	mla
	4-Nitrophenol, Solid	ND	1650	ug/Kg	09/21/96	mla
	Pentachlorophenol, Solid	ND	1650	ug/Kg	09/21/96	mla
	Phenol, Solid	ND	330	ug/Kg	09/21/96	mla
	2,4,5-Trichlorophenol, Solid	ND	330	ug/Kg	09/21/96	mla
	2,4,6-Trichlorophenol, Solid	ND	330	ug/Kg	09/21/96	mla

The analytical results, opinions or interpretations contained in this report are based upon information and material supplied by the client for whose exclusive and confidential use this report has been made. The analytical results, opinions or interpretations expressed represent the best judgment of Core Laboratories. Core Laboratories, however, makes no warranty or representation, express or implied, of any type, and expressly disclaims same as to the productivity, proper operations or profitableness of any oil, gas, other mineral, property, well or sand in connection with which such report is used or relied upon for any reason whatsoever. This report shall not be reproduced, in whole or in part, without the written approval of Core Laboratories.

CORE LABORATORIES

LABORATORY TEST RESULTS

Job Number: 962511 Date: 10/01/96

CUSTOMER: Daniel B. Stephens & Associates PROJECT: 6033.2 ENRON-ROSWELL ATTN: Bob Marley

Customer Sample ID: MW10 @ 65
Date Sampled.....: 09/10/91 96
Time Sampled.....: 10:20
Sample Matrix.....: Soil

Laboratory Sample ID: 962511-7
Date Received.....: 09/12/96
Time Received.....: 09:45

TEST METHOD	PARAMETER/TEST DESCRIPTION	SAMPLE RESULT	REPORTING LIMIT	UNITS	DATE	TECH
SW-846 8240	Volatile Organics					
	Acetone, Solid	ND	100.	ug/Kg	09/13/96	bfr
	Benzene, Solid	ND	1.	ug/Kg	09/13/96	bfr
	Bromodichloromethane, Solid	ND	5.	ug/Kg	09/13/96	bfr
	Bromoform, Solid	ND	5.	ug/Kg	09/13/96	bfr
	Bromomethane, Solid	ND	10.	ug/Kg	09/13/96	bfr
	Methyl ethyl ketone (2-Butanone), Solid	ND	100.	ug/Kg	09/13/96	bfr
	Carbon disulfide, Solid	ND	5.	ug/Kg	09/13/96	bfr
	Carbon tetrachloride, Solid	ND	5.	ug/Kg	09/13/96	bfr
	Chlorobenzene, Solid	ND	5.	ug/Kg	09/13/96	bfr
	Chloroethane, Solid	ND	10.	ug/Kg	09/13/96	bfr
	2-Chloroethylvinyl ether, Solid	ND	10.	ug/Kg	09/13/96	bfr
	Chloroform, Solid	ND	5.	ug/Kg	09/13/96	bfr
	Chloromethane, Solid	ND	10.	ug/Kg	09/13/96	bfr
	Dibromochloromethane, Solid	ND	5.	ug/Kg	09/13/96	bfr
	1,1-Dichloroethane, Solid	ND	5.	ug/Kg	09/13/96	bfr
	1,2-Dichloroethane, Solid	ND	5.	ug/Kg	09/13/96	bfr
	1,1-Dichloroethene, Solid	ND	5.	ug/Kg	09/13/96	bfr
	trans-1,2-Dichloroethene, Solid	ND	5.	ug/Kg	09/13/96	bfr
	1,2-Dichloropropane, Solid	ND	5.	ug/Kg	09/13/96	bfr
	cis-1,3-Dichloropropene, Solid	ND	5.	ug/Kg	09/13/96	bfr
	trans-1,3-Dichloropropene, Solid	ND	5.	ug/Kg	09/13/96	bfr
	Ethylbenzene, Solid	ND	5.	ug/Kg	09/13/96	bfr
	2-Hexanone, Solid	ND	50.	ug/Kg	09/13/96	bfr
	Methylene chloride, Solid	ND	5.	ug/Kg	09/13/96	bfr
	4-Methyl-2-pentanone (MIBK), Solid	ND	50.	ug/Kg	09/13/96	bfr
	Styrene, Solid	ND	5.	ug/Kg	09/13/96	bfr
	1,1,2,2-Tetrachloroethane, Solid	ND	5.	ug/Kg	09/13/96	bfr
	Tetrachloroethene, Solid	ND	5.	ug/Kg	09/13/96	bfr
	Toluene, Solid	ND	5.	ug/Kg	09/13/96	bfr
	1,1,1-Trichloroethane, Solid	ND	5.	ug/Kg	09/13/96	bfr
	1,1,2-Trichloroethane, Solid	ND	5.	ug/Kg	09/13/96	bfr
	Trichloroethene, Solid	ND	5.	ug/Kg	09/13/96	bfr
	Vinyl acetate, Solid	ND	50.	ug/Kg	09/13/96	bfr
	Vinyl chloride, Solid	ND	10.	ug/Kg	09/13/96	bfr
	Xylenes (total), Solid	ND	5.	ug/Kg	09/13/96	bfr

The analytical results, opinions or interpretations contained in this report are based upon information and material supplied by the client for whose exclusive and confidential use this report has been made. The analytical results, opinions or interpretations expressed represent the best judgment of Core Laboratories. Core Laboratories, however, makes no warranty or representation, express or implied, of any type, and expressly disclaims same as to the productivity, proper operations or profitableness of any oil, gas, coal or other mineral property, well or sand, in connection with which such report is used or relied upon for any reason whatsoever. This report shall not be reproduced, in whole or in part, without the written approval of Core Laboratories.

CORE LABORATORIES

LABORATORY TEST RESULTS

Job Number: 962511 Date: 10/01/96

CUSTOMER: Daniel B. Stephens & Associates PROJECT: 6033.2 ENRON-ROSWELL ATTN: Bob Marley

Customer Sample ID: MW14 @ 10
Date Sampled.....: 09/10/91
Time Sampled.....: 15:10
Sample Matrix.....: Soil

Laboratory Sample ID: 962511-8
Date Received.....: 09/12/96
Time Received.....: 09:45

TEST METHOD	PARAMETER/TEST DESCRIPTION	SAMPLE RESULT	REPORTING LIMIT	UNITS	DATE	TECH
EPA 418.1	Total Recoverable Petroleum Hydrocarbons, Solid	30	10.	mg/Kg	09/21/96	jbd

The analytical results, opinions or interpretations contained in this report are based upon information and material supplied by the client for whose exclusive and confidential use this report has been made. The analytical results, opinions or interpretations expressed represent the best judgment of Core Laboratories. Core Laboratories, however, makes no warranty or representation, express or implied, of any type, and expressly disclaims same as to the productivity, proper operations or profitableness of any oil, gas, coal or other mineral property, well or sand in connection with which such report is used or relied upon for any reason whatsoever. This report shall not be reproduced, in whole or in part, without the written approval of Core Laboratories.

CORE LABORATORIES

LABORATORY TEST RESULTS

Job Number: 962511 Date: 10/01/96

CUSTOMER: Daniel B. Stephens & Associates PROJECT: 6033.2 ENRON-ROSWELL ATTN: Bob Marley

Customer Sample ID: MW14 @ 20
Date Sampled.....: 09/10/96
Time Sampled.....: 15:20
Sample Matrix.....: Soil

Laboratory Sample ID: 962511-9
Date Received.....: 09/12/96
Time Received.....: 09:45

TEST METHOD	PARAMETER/TEST DESCRIPTION	SAMPLE RESULT	REPORTING LIMIT	UNITS	DATE	TECH
EPA 418.1	Total Recoverable Petroleum Hydrocarbons, Solid	33	10.	mg/Kg	09/21/96	jbd

The analytical results, opinions or interpretations contained in this report are based upon information and material supplied by the client for whose exclusive and confidential use this report has been made. The analytical results, opinions or interpretations expressed represent the best judgment of Core Laboratories. Core Laboratories, however, makes no warranty or representation, express or implied, of any type, and expressly disclaims same as to the productivity, proper operations or profitableness of any oil, gas, coal, or other mineral property, well or sand in connection with which such report is used or relied upon for any reason whatsoever. This report shall not be reproduced, in whole or in part, without the written approval of Core Laboratories.

CORE LABORATORIES

LABORATORY TEST RESULTS

Job Number: 962511

Date: 10/01/96

CUSTOMER: Daniel B. Stephens & Associates PROJECT: 6033.2 ENRON-ROSWELL ATTN: Bob Marley

Customer Sample ID: MW14 @ 30
Date Sampled.....: 09/10/96
Time Sampled.....: 15:30
Sample Matrix.....: Soil

Laboratory Sample ID: 962511-10
Date Received.....: 09/12/96
Time Received.....: 09:45

TEST METHOD	PARAMETER/TEST DESCRIPTION	SAMPLE RESULT	REPORTING LIMIT	UNITS	DATE	TECH
EPA 418.1	Total Recoverable Petroleum Hydrocarbons, Solid	38	10.	mg/Kg	09/21/96	jbd

The analytical results, opinions or interpretations contained in this report are based upon information and material supplied by the client for whose exclusive and confidential use this report has been made. The analytical results, opinions or interpretations expressed represent the best judgment of Core Laboratories. Core Laboratories, however, makes no warranty or representation, express or implied, of any type, and expressly disclaims same as to the productivity, proper operations or profitableness of any oil, gas, coal or other mineral property, well or sand in connection with which such report is used or relied upon for any reason whatsoever. This report shall not be reproduced, in whole or in part, without the written approval of Core Laboratories.

CORE LABORATORIES

LABORATORY TEST RESULTS

Job Number: 962511 Date: 10/01/96

CUSTOMER: Daniel B. Stephens & Associates PROJECT: 6033.2 ENRON-ROSWELL ATTN: Bob Marley

Customer Sample ID: MW14 @ 40
Date Sampled.....: 09/10/96
Time Sampled.....: 15:45
Sample Matrix.....: Soil

Laboratory Sample ID: 962511-11
Date Received.....: 09/12/96
Time Received.....: 09:45

TEST METHOD	PARAMETER/TEST DESCRIPTION	SAMPLE RESULT	REPORTING LIMIT	UNITS	DATE	TECH
EPA 418.1	Total Recoverable Petroleum Hydrocarbons, Solid	34	10.	mg/Kg	09/21/96	jbd

The analytical results, opinions or interpretations contained in this report are based upon information and material supplied by the client for whose exclusive and confidential use this report has been made. The analytical results, opinions or interpretations expressed represent the best judgment of Core Laboratories. Core Laboratories, however, makes no warranty or representation, express or implied, of any type, and expressly disclaims same as to the productivity, proper operations or profitableness of any oil, gas, and other mineral property, well or sand in connection with which such report is used or relied upon for any reason whatsoever. This report shall not be reproduced, in whole or in part, without the written approval of Core Laboratories.

CORE LABORATORIES

LABORATORY TEST RESULTS

Job Number: 962511 Date: 10/01/96

CUSTOMER: Daniel B. Stephens & Associates PROJECT: 6033.2 ENRON-ROSWELL ATTN: Bob Marley

Customer Sample ID: MW14 @ 50
Date Sampled.....: 09/10/96
Time Sampled.....: 16:00
Sample Matrix.....: Soil

Laboratory Sample ID: 962511-12
Date Received.....: 09/12/96
Time Received.....: 09:45

TEST METHOD	PARAMETER/TEST DESCRIPTION	SAMPLE RESULT	REPORTING LIMIT	UNITS	DATE	TECH
EPA 418.1	Total Recoverable Petroleum Hydrocarbons, Solid	30	10.	mg/Kg	09/21/96	jbd

The analytical results, opinions or interpretations contained in this report are based upon information and material supplied by the client for whose exclusive and confidential use this report has been made. The analytical results, opinions or interpretations expressed represent the best judgment of Core Laboratories. Core Laboratories, however, makes no warranty or representation, express or implied, of any type, and expressly disclaims same as to the productivity, proper operations or profitableness of any oil, gas or other mineral property, well or sand in connection with which such report is used or relied upon for any reason whatsoever. This report shall not be reproduced, in whole or in part, without the written approval of Core Laboratories.

CORE LABORATORIES

LABORATORY TEST RESULTS

Job Number: 962511 Date: 10/01/96

CUSTOMER: Daniel B. Stephens & Associates PROJECT: 6033.2 ENRON-ROSWELL ATTN: Bob Marley

Customer Sample ID: MW14 @ 60
Date Sampled.....: 09/10/96
Time Sampled.....: 16:15
Sample Matrix.....: Soil

Laboratory Sample ID: 962511-13
Date Received.....: 09/12/96
Time Received.....: 09:45

TEST METHOD	PARAMETER/TEST DESCRIPTION	SAMPLE RESULT	REPORTING LIMIT	UNITS	DATE	TECH
SW-846 3050	Acid Digestion: Solids, Solid	Complete			09/13/96	lmt
SW-846 6010A	Arsenic (As), Solid	<5	5	mg/Kg	09/18/96	smh
SW-846 6010A	Barium (Ba), Solid	120	1	mg/Kg	09/18/96	smh
SW-846 6010A	Cadmium (Cd), Solid	<0.5	0.5	mg/Kg	09/18/96	smh
SW-846 6010A	Chromium (Cr), Solid	5	1	mg/Kg	09/18/96	smh
SW-846 6010A	Copper (Cu), Solid	5	1	mg/Kg	09/18/96	smh
SW-846 6010A	Lead (Pb), Solid	5	5	mg/Kg	09/18/96	smh
SW-846 7471	Mercury (Hg), Solid	<0.10	0.10	mg/Kg	09/18/96	lmt
SW-846 6010A	Selenium (Se), Solid	<10	10	mg/Kg	09/18/96	smh
SW-846 6010A	Silver (Ag), Solid	<1	1	mg/Kg	09/18/96	smh
SW-846 6010A	Zinc (Zn), Solid	21	1	mg/Kg	09/18/96	smh
EPA 418.1	Total Recoverable Petroleum Hydrocarbons, Solid	80	10.	mg/Kg	09/21/96	jbd
SW-846 3550	Extraction (Ultrasonic) PCBs					
	Ultrasonic Extraction	Complete			09/23/96	jbd
SW-846 8080	PCB Analysis					
	Aroclor 1016, Solid	ND	17	ug/Kg	09/23/96	smc
	Aroclor 1221, Solid	ND	17	ug/Kg	09/23/96	smc
	Aroclor 1232, Solid	ND	17	ug/Kg	09/23/96	smc
	Aroclor 1242, Solid	ND	17	ug/Kg	09/23/96	smc
	Aroclor 1248, Solid	ND	17	ug/Kg	09/23/96	smc
	Aroclor 1254, Solid	ND	17	ug/Kg	09/23/96	smc
	Aroclor 1260, Solid	ND	17	ug/Kg	09/23/96	smc
	Aroclor 1262, Solid	ND	17	ug/Kg	09/23/96	smc
	Aroclor 1268, Solid	ND	17	ug/Kg	09/23/96	smc
SW-846 3550	Extraction (Ultrasonic) SVOCs					
	Ultrasonic Extraction	Complete			09/20/96	jbd
SW-846 8270	Semivolatile Organics					
	Acenaphthene, Solid	ND	330	ug/Kg	09/21/96	mla
	Acenaphthylene, Solid	ND	330	ug/Kg	09/21/96	mla
	Anthracene, Solid	ND	330	ug/Kg	09/21/96	mla
	Benzidine, Solid	ND	1650	ug/Kg	09/21/96	mla
	Benzo(a)anthracene, Solid	ND	330	ug/Kg	09/21/96	mla
	Benzo(b)fluoranthene, Solid	ND	330	ug/Kg	09/21/96	mla

The analytical results, opinions or interpretations contained in this report are based upon information and material supplied by the client for whose exclusive and confidential use this report has been made. The analytical results, opinions or interpretations expressed represent the best judgment of Core Laboratories. Core Laboratories, however, makes no warranty or representation, express or implied, of any type, and expressly disclaims same as to the productivity, proper operations or profitableness of any oil, gas, other minerals, property, well or sand in connection with which such report is used or relied upon for any reason whatsoever. This report shall not be reproduced, in whole or in part, without the written approval of Core Laboratories.

CORE LABORATORIES

LABORATORY TEST RESULTS

Job Number: 962511 Date: 10/01/96

CUSTOMER: Daniel B. Stephens & Associates PROJECT: 6033.2 ENRON-ROSWELL ATTN: Bob Marley

Customer Sample ID: MW14 @ 60
Date Sampled.....: 09/10/96
Time Sampled.....: 16:15
Sample Matrix.....: Soil

Laboratory Sample ID: 962511-13
Date Received.....: 09/12/96
Time Received.....: 09:45

TEST METHOD	PARAMETER/TEST DESCRIPTION	SAMPLE RESULT	REPORTING LIMIT	UNITS	DATE	TECH
	Benzo(k)fluoranthene, Solid	ND	330	ug/Kg	09/21/96	mla
	Benzo(ghi)perylene, Solid	ND	330	ug/Kg	09/21/96	mla
	Benzo(a)pyrene, Solid	ND	330	ug/Kg	09/21/96	mla
	Benzyl alcohol, Solid	ND	330	ug/Kg	09/21/96	mla
	Butyl benzyl phthalate, Solid	ND	330	ug/Kg	09/21/96	mla
	Bis(2-chloroethoxy)methane, Solid	ND	330	ug/Kg	09/21/96	mla
	Bis(2-chloroethyl)ether, Solid	ND	330	ug/Kg	09/21/96	mla
	Bis(2-chloroisopropyl)ether, Solid	ND	330	ug/Kg	09/21/96	mla
	Bis(2-ethylhexyl)phthalate, Solid	ND	330	ug/Kg	09/21/96	mla
	4-Bromophenyl phenyl ether, Solid	ND	330	ug/Kg	09/21/96	mla
	4-Chloroaniline, Solid	ND	330	ug/Kg	09/21/96	mla
	2-Chloronaphthalene, Solid	ND	330	ug/Kg	09/21/96	mla
	4-Chlorophenyl phenyl ether, Solid	ND	330	ug/Kg	09/21/96	mla
	Chrysene, Solid	ND	330	ug/Kg	09/21/96	mla
	Dibenzo(a,h)anthracene, Solid	ND	330	ug/Kg	09/21/96	mla
	Dibenzofuran, Solid	ND	330	ug/Kg	09/21/96	mla
	1,2-Dichlorobenzene, Solid	ND	330	ug/Kg	09/21/96	mla
	1,3-Dichlorobenzene, Solid	ND	330	ug/Kg	09/21/96	mla
	1,4-Dichlorobenzene, Solid	ND	330	ug/Kg	09/21/96	mla
	3,3-Dichlorobenzidine, Solid	ND	330	ug/Kg	09/21/96	mla
	Diethyl phthalate, Solid	ND	330	ug/Kg	09/21/96	mla
	Dimethyl phthalate, Solid	ND	330	ug/Kg	09/21/96	mla
	Di-n-butyl phthalate, Solid	1200	330	ug/Kg	09/21/96	mla
	Di-n-octyl phthalate, Solid	ND	330	ug/Kg	09/21/96	mla
	2,4-Dinitrotoluene, Solid	ND	330	ug/Kg	09/21/96	mla
	2,6-Dinitrotoluene, Solid	ND	330	ug/Kg	09/21/96	mla
	Fluoranthene, Solid	ND	330	ug/Kg	09/21/96	mla
	Fluorene, Solid	ND	330	ug/Kg	09/21/96	mla
	Hexachlorobenzene, Solid	ND	330	ug/Kg	09/21/96	mla
	Hexachlorobutadiene, Solid	ND	330	ug/Kg	09/21/96	mla
	Hexachlorocyclopentadiene, Solid	ND	330	ug/Kg	09/21/96	mla
	Hexachloroethane, Solid	ND	330	ug/Kg	09/21/96	mla
	Indeno(1,2,3-cd)pyrene, Solid	ND	330	ug/Kg	09/21/96	mla
	Isophorone, Solid	ND	330	ug/Kg	09/21/96	mla
	2-Methylnaphthalene, Solid	ND	330	ug/Kg	09/21/96	mla
	Naphthalene, Solid	ND	330	ug/Kg	09/21/96	mla
	o-Nitroaniline, Solid	ND	1650	ug/Kg	09/21/96	mla
	m-Nitroaniline, Solid	ND	1650	ug/Kg	09/21/96	mla
	p-Nitroaniline, Solid	ND	1650	ug/Kg	09/21/96	mla
	Nitrobenzene, Solid	ND	330	ug/Kg	09/21/96	mla
	n-Nitrosodi-n-propylamine, Solid	ND	330	ug/Kg	09/21/96	mla
	n-Nitrosodiphenylamine, Solid	ND	330	ug/Kg	09/21/96	mla
	Phenanthrene, Solid	ND	330	ug/Kg	09/21/96	mla
	Pyrene, Solid	ND	330	ug/Kg	09/21/96	mla
	1,2,4-Trichlorobenzene, Solid	ND	330	ug/Kg	09/21/96	mla
	Benzoic acid, Solid	ND	1650	ug/Kg	09/21/96	mla
	4-Chloro-3-methylphenol, Solid	ND	330	ug/Kg	09/21/96	mla
	2-Chlorophenol, Solid	ND	330	ug/Kg	09/21/96	mla
	2,4-Dichlorophenol, Solid	ND	330	ug/Kg	09/21/96	mla

The analytical results, opinions or interpretations contained in this report are based upon information and material supplied by the client for whose exclusive and confidential use this report has been made. The analytical results, opinions or interpretations expressed represent the best judgment of Core Laboratories. Core Laboratories, however, makes no warranty or representation, express or implied, of any type, and expressly disclaims same as to the productivity, proper operations or profitableness of any oil, gas or other mineral, property, well or sand in connection with which such report is used or relied upon for any reason whatsoever. This report shall not be reproduced, in whole or in part, without the written approval of Core Laboratories.

CORE LABORATORIES

LABORATORY TEST RESULTS

Job Number: 962511 Date: 10/01/96

CUSTOMER: Daniel B. Stephens & Associates PROJECT: 6033.2 ENRON-ROSWELL ATTN: Bob Marley

Customer Sample ID: MW14 @ 60
Date Sampled.....: 09/10/96
Time Sampled.....: 16:15
Sample Matrix.....: Soil

Laboratory Sample ID: 962511-13
Date Received.....: 09/12/96
Time Received.....: 09:45

TEST METHOD	PARAMETER/TEST DESCRIPTION	SAMPLE RESULT	REPORTING LIMIT	UNITS	DATE	TECH
	2,4-Dimethylphenol, Solid	ND	330	ug/Kg	09/21/96	mla
	2,4-Dinitrophenol, Solid	ND	1650	ug/Kg	09/21/96	mla
	2-Methyl-4,6-dinitrophenol, Solid	ND	1650	ug/Kg	09/21/96	mla
	2-Methylphenol (o-cresol), Solid	ND	330	ug/Kg	09/21/96	mla
	4-Methylphenol (p-cresol), Solid	ND	330	ug/Kg	09/21/96	mla
	2-Nitrophenol, Solid	ND	330	ug/Kg	09/21/96	mla
	4-Nitrophenol, Solid	ND	1650	ug/Kg	09/21/96	mla
	Pentachlorophenol, Solid	ND	1650	ug/Kg	09/21/96	mla
	Phenol, Solid	ND	330	ug/Kg	09/21/96	mla
	2,4,5-Trichlorophenol, Solid	ND	330	ug/Kg	09/21/96	mla
	2,4,6-Trichlorophenol, Solid	ND	330	ug/Kg	09/21/96	mla
SW-846 8240	Volatile Organics					
	Acetone, Solid	ND	100.	ug/Kg	09/14/96	bfr
	Benzene, Solid	ND	1.	ug/Kg	09/14/96	bfr
	Bromodichloromethane, Solid	ND	5.	ug/Kg	09/14/96	bfr
	Bromoform, Solid	ND	5.	ug/Kg	09/14/96	bfr
	Bromomethane, Solid	ND	10.	ug/Kg	09/14/96	bfr
	Methyl ethyl ketone (2-Butanone), Solid	ND	100.	ug/Kg	09/14/96	bfr
	Carbon disulfide, Solid	ND	5.	ug/Kg	09/14/96	bfr
	Carbon tetrachloride, Solid	ND	5.	ug/Kg	09/14/96	bfr
	Chlorobenzene, Solid	ND	5.	ug/Kg	09/14/96	bfr
	Chloroethane, Solid	ND	10.	ug/Kg	09/14/96	bfr
	2-Chloroethylvinyl ether, Solid	ND	10.	ug/Kg	09/14/96	bfr
	Chloroform, Solid	ND	5.	ug/Kg	09/14/96	bfr
	Chloromethane, Solid	ND	10.	ug/Kg	09/14/96	bfr
	Dibromochloromethane, Solid	ND	5.	ug/Kg	09/14/96	bfr
	1,1-Dichloroethane, Solid	ND	5.	ug/Kg	09/14/96	bfr
	1,2-Dichloroethane, Solid	ND	5.	ug/Kg	09/14/96	bfr
	1,1-Dichloroethene, Solid	ND	5.	ug/Kg	09/14/96	bfr
	trans-1,2-Dichloroethene, Solid	ND	5.	ug/Kg	09/14/96	bfr
	1,2-Dichloropropane, Solid	ND	5.	ug/Kg	09/14/96	bfr
	cis-1,3-Dichloropropene, Solid	ND	5.	ug/Kg	09/14/96	bfr
	trans-1,3-Dichloropropene, Solid	ND	5.	ug/Kg	09/14/96	bfr
	Ethylbenzene, Solid	ND	5.	ug/Kg	09/14/96	bfr
	2-Hexanone, Solid	ND	50.	ug/Kg	09/14/96	bfr
	Methylene chloride, Solid	ND	5.	ug/Kg	09/14/96	bfr
	4-Methyl-2-pentanone (MIBK), Solid	ND	50.	ug/Kg	09/14/96	bfr
	Styrene, Solid	ND	5.	ug/Kg	09/14/96	bfr
	1,1,2,2-Tetrachloroethane, Solid	ND	5.	ug/Kg	09/14/96	bfr
	Tetrachloroethene, Solid	ND	5.	ug/Kg	09/14/96	bfr
	Toluene, Solid	ND	5.	ug/Kg	09/14/96	bfr
	1,1,1-Trichloroethane, Solid	ND	5.	ug/Kg	09/14/96	bfr
	1,1,2-Trichloroethane, Solid	ND	5.	ug/Kg	09/14/96	bfr
	Trichloroethene, Solid	ND	5.	ug/Kg	09/14/96	bfr
	Vinyl acetate, Solid	ND	50.	ug/Kg	09/14/96	bfr
	Vinyl chloride, Solid	ND	10.	ug/Kg	09/14/96	bfr
	Xylenes (total), Solid	ND	5.	ug/Kg	09/14/96	bfr

The analytical results, opinions or interpretations contained in this report are based upon information and material supplied by the client for whose exclusive and confidential use this report has been made. The analytical results, opinions or interpretations expressed represent the best judgment of Core Laboratories. Core Laboratories, however, makes no warranty or representation, express or implied, of any type, and expressly disclaims same as to the productivity, proper operations or profitableness of any oil, gas, [illegible] or other mineral properties, wells or sands in connection with which such report is used or relied upon for any reason whatsoever. This report shall not be reproduced, in whole or in part, without the written approval of Core Laboratories.

CORE LABORATORIES

LABORATORY TEST RESULTS

Job Number: 962511 Date: 10/01/96

CUSTOMER: Daniel B. Stephens & Associates PROJECT: 6033.2 ENRON-ROSWELL ATTN: Bob Marley

Customer Sample ID: MW12 @ 10
Date Sampled.....: 09/11/96
Time Sampled.....: 10:10
Sample Matrix.....: Soil

Laboratory Sample ID: 962511-14
Date Received.....: 09/12/96
Time Received.....: 09:45

TEST METHOD	PARAMETER/TEST DESCRIPTION	SAMPLE RESULT	REPORTING LIMIT	UNITS	DATE	TECH
EPA 418.1	Total Recoverable Petroleum Hydrocarbons, Solid	56	10.	mg/Kg	09/21/96	jbd

The analytical results, opinions or interpretations contained in this report are based upon information and material supplied by the client for whose exclusive and confidential use this report has been made. The analytical results, opinions or interpretations expressed represent the best judgment of Core Laboratories. Core Laboratories, however, makes no warranty or representation, express or implied, of any type, and expressly disclaims same as to the productivity, proper operations or profitableness of any oil, gas, or other mineral property, well or sand in connection with which such report is used or relied upon for any reason whatsoever. This report shall not be reproduced, in whole or in part, without the written approval of Core Laboratories.

CORE LABORATORIES

LABORATORY TEST RESULTS

Job Number: 962511

Date: 10/01/96

CUSTOMER: Daniel B. Stephens & Associates

PROJECT: 6033.2 ENRON-ROSWELL

ATTN: Bob Marley

Customer Sample ID: MW12 @ 20
Date Sampled.....: 09/11/96
Time Sampled.....: 10:25
Sample Matrix.....: Soil

Laboratory Sample ID: 962511-15
Date Received.....: 09/12/96
Time Received.....: 09:45

TEST METHOD	PARAMETER/TEST DESCRIPTION	SAMPLE RESULT	REPORTING LIMIT	UNITS	DATE	TECH
EPA 418.1	Total Recoverable Petroleum Hydrocarbons, Solid	38	10.	mg/Kg	09/21/96	jbd

The analytical results, opinions or interpretations contained in this report are based upon information and material supplied by the client for whose exclusive and confidential use this report has been made. The analytical results, opinions or interpretations expressed represent the best judgment of Core Laboratories. Core Laboratories, however, makes no warranty or representation, express or implied, of any type, and expressly disclaims same as to the productivity, proper operations or profitableness of any oil, gas, coal or other mineral property, well or land in connection with which such report is used or relied upon for any reason whatsoever. This report shall not be reproduced, in whole or in part, without the written approval of Core Laboratories.

CORE LABORATORIES

LABORATORY TEST RESULTS

Job Number: 962511 Date: 10/01/96

CUSTOMER: Daniel B. Stephens & Associates PROJECT: 6033.2 ENRON-ROSWELL ATTN: Bob Marley

Customer Sample ID: MW12 @ 30
Date Sampled.....: 09/11/96
Time Sampled.....: 10:35
Sample Matrix.....: Soil

Laboratory Sample ID: 962511-16
Date Received.....: 09/12/96
Time Received.....: 09:45

TEST METHOD	PARAMETER/TEST DESCRIPTION	SAMPLE RESULT	REPORTING LIMIT	UNITS	DATE	TECH
EPA 418.1	Total Recoverable Petroleum Hydrocarbons, Solid	58	10.	mg/Kg	09/21/96	jbd

The analytical results, opinions or interpretations contained in this report are based upon information and material supplied by the client for whose exclusive and confidential use this report has been made. The analytical results, opinions or interpretations expressed represent the best judgment of Core Laboratories. Core Laboratories, however, makes no warranty or representation, express or implied, of any type, and expressly disclaims same as to the productivity, proper operations or profitableness of any oil, gas, coal, or other mineral property, well or sand, in connection with which such report is used or relied upon for any reason whatsoever. This report shall not be reproduced, in whole or in part, without the written approval of Core Laboratories.

CORE LABORATORIES

LABORATORY TEST RESULTS

Job Number: 962511 Date: 10/01/96

CUSTOMER: Daniel B. Stephens & Associates PROJECT: 6033.2 ENRON-ROSWELL ATTN: Bob Marley

Customer Sample ID: MW12 @ 40
Date Sampled.....: 09/11/96
Time Sampled.....: 10:50
Sample Matrix.....: Soil

Laboratory Sample ID: 962511-17
Date Received.....: 09/12/96
Time Received.....: 09:45

TEST METHOD	PARAMETER/TEST DESCRIPTION	SAMPLE RESULT	REPORTING LIMIT	UNITS	DATE	TECH
EPA 418.1	Total Recoverable Petroleum Hydrocarbons, Solid	32	10.	mg/Kg	09/21/96	jbd

The analytical results, opinions or interpretations contained in this report are based upon information and material supplied by the client for whose exclusive and confidential use this report has been made. The analytical results, opinions or interpretations expressed represent the best judgment of Core Laboratories. Core Laboratories, however, makes no warranty or representation, express or implied, of any type, and expressly disclaims same as to the productivity, proper operations or profitableness of any oil, gas, coal, or other mineral property, well or sand in connection with which such report is used or relied upon for any reason whatsoever. This report shall not be reproduced, in whole or in part, without the written approval of Core Laboratories.

CORE LABORATORIES

LABORATORY TEST RESULTS

Job Number: 962511 Date: 10/01/96

CUSTOMER: Daniel B. Stephens & Associates PROJECT: 6033.2 ENRON-ROSWELL ATTN: Bob Marley

Customer Sample ID: MW12 @ 50
Date Sampled.....: 09/11/96
Time Sampled.....: 11:05
Sample Matrix.....: Soil

Laboratory Sample ID: 962511-18
Date Received.....: 09/12/96
Time Received.....: 09:45

TEST METHOD	PARAMETER/TEST DESCRIPTION	SAMPLE RESULT	REPORTING LIMIT	UNITS	DATE	TECH
SW-846 3050	Acid Digestion: Solids, Solid	Complete			09/13/96	lmt
SW-846 6010A	Arsenic (As), Solid	<5	5	mg/Kg	09/18/96	smh
SW-846 6010A	Barium (Ba), Solid	111	1	mg/Kg	09/18/96	smh
SW-846 6010A	Cadmium (Cd), Solid	<0.5	0.5	mg/Kg	09/18/96	smh
SW-846 6010A	Chromium (Cr), Solid	5	1	mg/Kg	09/18/96	smh
SW-846 6010A	Copper (Cu), Solid	4	1	mg/Kg	09/18/96	smh
SW-846 6010A	Lead (Pb), Solid	<5	5	mg/Kg	09/18/96	smh
SW-846 7471	Mercury (Hg), Solid	<0.10	0.10	mg/Kg	09/18/96	lmt
SW-846 6010A	Selenium (Se), Solid	<10	10	mg/Kg	09/18/96	smh
SW-846 6010A	Silver (Ag), Solid	<1	1	mg/Kg	09/18/96	smh
SW-846 6010A	Zinc (Zn), Solid	19	1	mg/Kg	09/18/96	smh
EPA 418.1	Total Recoverable Petroleum Hydrocarbons, Solid	46	10.	mg/Kg	09/21/96	jbd
SW-846 3550	Extraction (Ultrasonic) PCBs					
	Ultrasonic Extraction	Complete			09/23/96	jbd
SW-846 8080	PCB Analysis					
	Aroclor 1016, Solid	ND	17	ug/Kg	09/24/96	smc
	Aroclor 1221, Solid	ND	17	ug/Kg	09/24/96	smc
	Aroclor 1232, Solid	ND	17	ug/Kg	09/24/96	smc
	Aroclor 1242, Solid	ND	17	ug/Kg	09/24/96	smc
	Aroclor 1248, Solid	ND	17	ug/Kg	09/24/96	smc
	Aroclor 1254, Solid	ND	17	ug/Kg	09/24/96	smc
	Aroclor 1260, Solid	ND	17	ug/Kg	09/24/96	smc
	Aroclor 1262, Solid	ND	17	ug/Kg	09/24/96	smc
	Aroclor 1268, Solid	ND	17	ug/Kg	09/24/96	smc
SW-846 3550	Extraction (Ultrasonic) SVOCs					
	Ultrasonic Extraction	Complete			09/20/96	jbd
SW-846 8270	Semivolatile Organics					
	Acenaphthene, Solid	ND	330	ug/Kg	09/22/96	mla
	Acenaphthylene, Solid	ND	330	ug/Kg	09/22/96	mla
	Anthracene, Solid	ND	330	ug/Kg	09/22/96	mla
	Benzidine, Solid	ND	1650	ug/Kg	09/22/96	mla
	Benzo(a)anthracene, Solid	ND	330	ug/Kg	09/22/96	mla
	Benzo(b)fluoranthene, Solid	ND	330	ug/Kg	09/22/96	mla

The analytical results, opinions or interpretations contained in this report are based upon information and material supplied by the client for whose exclusive and confidential use this report has been made. The analytical results, opinions or interpretations expressed represent the best judgment of Core Laboratories. Core Laboratories, however, makes no warranty or representation, express or implied, of any type, and expressly disclaims same as to the productivity, proper operations or profitableness of any oil, gas, or other mineral property, well or sand in connection with which such report is used or relied upon for any reason whatsoever. This report shall not be reproduced, in whole or in part, without the written approval of Core Laboratories.

CORE LABORATORIES

LABORATORY TEST RESULTS

Job Number: 962511 Date: 10/01/96

CUSTOMER: Daniel B. Stephens & Associates PROJECT: 6033.2 ENRON-ROSWELL ATTN: Bob Marley

Customer Sample ID: MW12 @ 50
Date Sampled.....: 09/11/96
Time Sampled.....: 11:05
Sample Matrix.....: Soil

Laboratory Sample ID: 962511-18
Date Received.....: 09/12/96
Time Received.....: 09:45

TEST METHOD	PARAMETER/TEST DESCRIPTION	SAMPLE RESULT	REPORTING LIMIT	UNITS	DATE	TECH
	Benzo(k)fluoranthene, Solid	ND	330	ug/Kg	09/22/96	mla
	Benzo(ghi)perylene, Solid	ND	330	ug/Kg	09/22/96	mla
	Benzo(a)pyrene, Solid	ND	330	ug/Kg	09/22/96	mla
	Benzyl alcohol, Solid	ND	330	ug/Kg	09/22/96	mla
	Butyl benzyl phthalate, Solid	ND	330	ug/Kg	09/22/96	mla
	Bis(2-chloroethoxy)methane, Solid	ND	330	ug/Kg	09/22/96	mla
	Bis(2-chloroethyl)ether, Solid	ND	330	ug/Kg	09/22/96	mla
	Bis(2-chloroisopropyl)ether, Solid	ND	330	ug/Kg	09/22/96	mla
	Bis(2-ethylhexyl)phthalate, Solid	ND	330	ug/Kg	09/22/96	mla
	4-Bromophenyl phenyl ether, Solid	ND	330	ug/Kg	09/22/96	mla
	4-Chloroaniline, Solid	ND	330	ug/Kg	09/22/96	mla
	2-Chloronaphthalene, Solid	ND	330	ug/Kg	09/22/96	mla
	4-Chlorophenyl phenyl ether, Solid	ND	330	ug/Kg	09/22/96	mla
	Chrysene, Solid	ND	330	ug/Kg	09/22/96	mla
	Dibenzo(a,h)anthracene, Solid	ND	330	ug/Kg	09/22/96	mla
	Dibenzofuran, Solid	ND	330	ug/Kg	09/22/96	mla
	1,2-Dichlorobenzene, Solid	ND	330	ug/Kg	09/22/96	mla
	1,3-Dichlorobenzene, Solid	ND	330	ug/Kg	09/22/96	mla
	1,4-Dichlorobenzene, Solid	ND	330	ug/Kg	09/22/96	mla
	3,3-Dichlorobenzidine, Solid	ND	330	ug/Kg	09/22/96	mla
	Diethyl phthalate, Solid	ND	330	ug/Kg	09/22/96	mla
	Dimethyl phthalate, Solid	ND	330	ug/Kg	09/22/96	mla
	Di-n-butyl phthalate, Solid	1400	330	ug/Kg	09/22/96	mla
	Di-n-octyl phthalate, Solid	ND	330	ug/Kg	09/22/96	mla
	2,4-Dinitrotoluene, Solid	ND	330	ug/Kg	09/22/96	mla
	2,6-Dinitrotoluene, Solid	ND	330	ug/Kg	09/22/96	mla
	Fluoranthene, Solid	ND	330	ug/Kg	09/22/96	mla
	Fluorene, Solid	ND	330	ug/Kg	09/22/96	mla
	Hexachlorobenzene, Solid	ND	330	ug/Kg	09/22/96	mla
	Hexachlorobutadiene, Solid	ND	330	ug/Kg	09/22/96	mla
	Hexachlorocyclopentadiene, Solid	ND	330	ug/Kg	09/22/96	mla
	Hexachloroethane, Solid	ND	330	ug/Kg	09/22/96	mla
	Indeno(1,2,3-cd)pyrene, Solid	ND	330	ug/Kg	09/22/96	mla
	Isophorone, Solid	ND	330	ug/Kg	09/22/96	mla
	2-Methylnaphthalene, Solid	ND	330	ug/Kg	09/22/96	mla
	Naphthalene, Solid	ND	330	ug/Kg	09/22/96	mla
	o-Nitroaniline, Solid	ND	1650	ug/Kg	09/22/96	mla
	m-Nitroaniline, Solid	ND	1650	ug/Kg	09/22/96	mla
	p-Nitroaniline, Solid	ND	1650	ug/Kg	09/22/96	mla
	Nitrobenzene, Solid	ND	330	ug/Kg	09/22/96	mla
	n-Nitrosodi-n-propylamine, Solid	ND	330	ug/Kg	09/22/96	mla
	n-Nitrosodiphenylamine, Solid	ND	330	ug/Kg	09/22/96	mla
	Phenanthrene, Solid	ND	330	ug/Kg	09/22/96	mla
	Pyrene, Solid	ND	330	ug/Kg	09/22/96	mla
	1,2,4-Trichlorobenzene, Solid	ND	330	ug/Kg	09/22/96	mla
	Benzoic acid, Solid	ND	1650	ug/Kg	09/22/96	mla
	4-Chloro-3-methylphenol, Solid	ND	330	ug/Kg	09/22/96	mla
	2-Chlorophenol, Solid	ND	330	ug/Kg	09/22/96	mla
	2,4-Dichlorophenol, Solid	ND	330	ug/Kg	09/22/96	mla

The analytical results, opinions or interpretations contained in this report are based upon information and material supplied by the client for whose exclusive and confidential use this report has been made. The analytical results, opinions or interpretations expressed represent the best judgment of Core Laboratories. Core Laboratories, however, makes no warranty or representation, express or implied, of any type, and expressly disclaims same as to the productivity, proper operations or profitableness of any oil, gas, coal, or other mineral property, well or sand in connection with which such report is used or relied upon for any reason whatsoever. This report shall not be reproduced, in whole or in part, without the written approval of Core Laboratories.

CORE LABORATORIES

LABORATORY TEST RESULTS

Job Number: 962511 Date: 10/01/96

CUSTOMER: Daniel B. Stephens & Associates PROJECT: 6033.2 ENRON-ROSWELL ATTN: Bob Marley

Customer Sample ID: MW12 @ 50
Date Sampled.....: 09/11/96
Time Sampled.....: 11:05
Sample Matrix.....: Soil

Laboratory Sample ID: 962511-18
Date Received.....: 09/12/96
Time Received.....: 09:45

TEST METHOD	PARAMETER/TEST DESCRIPTION	SAMPLE RESULT	REPORTING LIMIT	UNITS	DATE	TECH
	2,4-Dimethylphenol, Solid	ND	330	ug/Kg	09/22/96	mla
	2,4-Dinitrophenol, Solid	ND	1650	ug/Kg	09/22/96	mla
	2-Methyl-4,6-dinitrophenol, Solid	ND	1650	ug/Kg	09/22/96	mla
	2-Methylphenol (o-cresol), Solid	ND	330	ug/Kg	09/22/96	mla
	4-Methylphenol (p-cresol), Solid	ND	330	ug/Kg	09/22/96	mla
	2-Nitrophenol, Solid	ND	330	ug/Kg	09/22/96	mla
	4-Nitrophenol, Solid	ND	1650	ug/Kg	09/22/96	mla
	Pentachlorophenol, Solid	ND	1650	ug/Kg	09/22/96	mla
	Phenol, Solid	ND	330	ug/Kg	09/22/96	mla
	2,4,5-Trichlorophenol, Solid	ND	330	ug/Kg	09/22/96	mla
	2,4,6-Trichlorophenol, Solid	ND	330	ug/Kg	09/22/96	mla
SW-846 8240	Volatile Organics					
	Acetone, Solid	ND	100.	ug/Kg	09/14/96	bfr
	Benzene, Solid	8	1.	ug/Kg	09/14/96	bfr
	Bromodichloromethane, Solid	ND	5.	ug/Kg	09/14/96	bfr
	Bromoform, Solid	ND	5.	ug/Kg	09/14/96	bfr
	Bromomethane, Solid	ND	10.	ug/Kg	09/14/96	bfr
	Methyl ethyl ketone (2-Butanone), Solid	ND	100.	ug/Kg	09/14/96	bfr
	Carbon disulfide, Solid	ND	5.	ug/Kg	09/14/96	bfr
	Carbon tetrachloride, Solid	ND	5.	ug/Kg	09/14/96	bfr
	Chlorobenzene, Solid	ND	5.	ug/Kg	09/14/96	bfr
	Chloroethane, Solid	ND	10.	ug/Kg	09/14/96	bfr
	2-Chloroethylvinyl ether, Solid	ND	10.	ug/Kg	09/14/96	bfr
	Chloroform, Solid	ND	5.	ug/Kg	09/14/96	bfr
	Chloromethane, Solid	ND	10.	ug/Kg	09/14/96	bfr
	Dibromochloromethane, Solid	ND	5.	ug/Kg	09/14/96	bfr
	1,1-Dichloroethane, Solid	ND	5.	ug/Kg	09/14/96	bfr
	1,2-Dichloroethane, Solid	ND	5.	ug/Kg	09/14/96	bfr
	1,1-Dichloroethene, Solid	ND	5.	ug/Kg	09/14/96	bfr
	trans-1,2-Dichloroethene, Solid	ND	5.	ug/Kg	09/14/96	bfr
	1,2-Dichloropropane, Solid	ND	5.	ug/Kg	09/14/96	bfr
	cis-1,3-Dichloropropene, Solid	ND	5.	ug/Kg	09/14/96	bfr
	trans-1,3-Dichloropropene, Solid	ND	5.	ug/Kg	09/14/96	bfr
	Ethylbenzene, Solid	ND	5.	ug/Kg	09/14/96	bfr
	2-Hexanone, Solid	ND	50.	ug/Kg	09/14/96	bfr
	Methylene chloride, Solid	ND	5.	ug/Kg	09/14/96	bfr
	4-Methyl-2-pentanone (MIBK), Solid	ND	50.	ug/Kg	09/14/96	bfr
	Styrene, Solid	ND	5.	ug/Kg	09/14/96	bfr
	1,1,2,2-Tetrachloroethane, Solid	ND	5.	ug/Kg	09/14/96	bfr
	Tetrachloroethene, Solid	ND	5.	ug/Kg	09/14/96	bfr
	Toluene, Solid	ND	5.	ug/Kg	09/14/96	bfr
	1,1,1-Trichloroethane, Solid	ND	5.	ug/Kg	09/14/96	bfr
	1,1,2-Trichloroethane, Solid	ND	5.	ug/Kg	09/14/96	bfr
	Trichloroethene, Solid	ND	5.	ug/Kg	09/14/96	bfr
	Vinyl acetate, Solid	ND	50.	ug/Kg	09/14/96	bfr
	Vinyl chloride, Solid	ND	10.	ug/Kg	09/14/96	bfr
	Xylenes (total), Solid	ND	5.	ug/Kg	09/14/96	bfr

The analytical results, opinions or interpretations contained in this report are based upon information and material supplied by the client for whose exclusive and confidential use this report has been made. The analytical results, opinions or interpretations expressed represent the best judgment of Core Laboratories. Core Laboratories, however, makes no warranty or representation, express or implied, of any type, and expressly disclaims same as to the productivity, proper operations or profitableness of any oil, gas, coal or other mineral, property, well, or sand in connection with which such report is used or relied upon for any reason whatsoever. This report shall not be reproduced, in whole or in part, without the written approval of Core Laboratories.

CORELAB

CORE LABORATORIES

QUALITY CONTROL RESULTS

Job Number: 962511 Date: 10/01/96

CUSTOMER: Daniel B. Stephens & Associates PROJECT: 6033.2 ENRON-ROSWELL ATTN: Bob Marley

Test Method.....: SW-846 7471 Batch.....: 13362 Analyst...: lmt
Method Description.: Mercury (CVAA) Reporting Limit...: 0.0002
Parameter.....: Mercury (Hg) Units.....: mg/L

QC	Lab ID	Reagent	QC Result	QC Result	True Value	Orig. Value	Calc. Result	Units	Date/Time
ICV		960624G	0.003681		0.004000		92.0	% REC	09/18/96 1000
ICB		09176	0.000035						09/18/96 1002
MB		0916	0.000035						09/18/96 1004
MS	962510-3	950929N	0.004790		0.005000	0.000035	95.1	% REC	09/18/96 1008
MSD	962510-3	950929N	0.004870	0.00479	0.005000	0.000035	96.7	% REC	09/18/96 1010
							1.7	RPD	
MD	962510-3		0.000035			0.000035	0.00000	ABS Diff.	09/18/96 1011
CCV		950929N	0.004830		0.005000		96.6	% REC	09/18/96 1023
CCB		09186	0.000035						09/18/96 1025
LCS		960097	0.004632		0.003000		154.4	% REC	09/18/96 1027
MB		0917	0.000035						09/18/96 1029
MD	962487-1		0.000193			0.000035	0.00015	ABS Diff.	09/18/96 1032
MS	962487-2	950929N	0.005266		0.005000	0.000312	99.1	% REC	09/18/96 1036
CCV		950929N	0.004790		0.005000		95.8	% REC	09/18/96 1046
CCB		09186	0.000035						09/18/96 1048
MD	962494-1		0.000035			0.000035	0.00000	ABS Diff.	09/18/96 1101
CCV		950929N	0.005187		0.005000		103.7	% REC	09/18/96 1107
CCB		09186	0.000035						09/18/96 1109
MB		0917	0.000035						09/18/96 1112
MB		0917	0.000035						09/18/96 1114
EB		1311	0.000035						09/18/96 1116
ED	962468-3		0.000035			0.000035	0.00000	ABS Diff.	09/18/96 1122
MD	962468-3		0.000035			0.000035	0.00000	ABS Diff.	09/18/96 1124
MS	962468-3	950929N	0.005226		0.005000	0.000035	103.8	% REC	09/18/96 1126
CCV		950929N	0.004790		0.005000		95.8	% REC	09/18/96 1128
CCB		09186	0.000035						09/18/96 1130
EB		1320	0.000035						09/18/96 1131
MS	962377-6	950929N	0.005107		0.005000	0.000035	101.4	% REC	09/18/96 1135
MD	962377-16		0.000035			0.000035	0.00000	ABS Diff.	09/18/96 1139
ED	962377-26		0.000035			0.000035	0.00000	ABS Diff.	09/18/96 1143
CCV		950929N	0.005226		0.005000		104.5	% REC	09/18/96 1150
CCB		09186	0.000035						09/18/96 1152
SB		950929N	0.004751		0.005000		95.0	% REC	09/18/96 1154
SB		950929N	0.004711		0.005000		94.2	% REC	09/18/96 1156
CCV		950929N	0.004790		0.005000		95.8	% REC	09/18/96 1158
CCB		09186	0.000035						09/18/96 1200

Test Method.....: SW-846 6010A Batch.....: 13436 Analyst...: smh
Method Description.: Metals Analysis (ICAP) Reporting Limit...: 0.05
Parameter.....: Arsenic (As) Units.....: mg/L

QC	Lab ID	Reagent	QC Result	QC Result	True Value	Orig. Value	Calc. Result	Units	Date/Time
ICV		9604292	2.00130		2.00		100.1	% REC	09/17/96 2154
CCB		960614M	-0.00205						09/17/96 2243
ISB		960630H	1.01251		1.000		101.3	% REC	09/17/96 2254
MB		0913	-0.00362						09/17/96 2329
LCS		960097	0.79802		0.754		105.8	% REC	09/17/96 2343
MS	962510-2	960630G	0.91064		1.000	0.04326	86.7	% REC	09/17/96 2351
MSD	962510-2	960630G	0.93254	0.91064	1.000	0.04326	88.9	% REC	09/17/96 2355
							2.4	RPD	
PDS	962510-2	960630G	1.03764		1.000	0.04326	99.4	% REC	09/18/96 0029

The analytical results, opinions or interpretations contained in this report are based upon information and material supplied by the client for whose exclusive and confidential use this report has been made. The analytical results, opinions or interpretations expressed represent the best judgment of Core Laboratories. Core Laboratories, however, makes no warranty or representation, express or implied, of any type, and expressly disclaims same as to the productivity, proper operations or profitableness of any oil, gas, rock or other mineral property, well or sand in connection with which such report is used or relied upon for any reason whatsoever. This report shall not be reproduced, in whole or in part, without the written approval of Core Laboratories.

CORE LABORATORIES

QUALITY CONTROL RESULTS

Job Number: 962511 Date: 10/01/96

CUSTOMER: Daniel B. Stephens & Associates PROJECT: 6033.2 ENRON-ROSWELL ATTN: Bob Marley

Test Method.....: SW-846 6010A
Method Description.: Metals Analysis (ICAP)
Parameter.....: Arsenic (As)
Batch.....: 13436
Reporting Limit...: 0.05
Units.....: mg/L
Analyst...: smh

QC	Lab ID	Reagent	QC Result	QC Result	True Value	Orig. Value	Calc. Result	Units	Date/Time
PSD	962510-2	960630G	1.04697	1.03764	1.000	0.04326	100.4	% REC	09/18/96 0031
							0.9	RPD	
CCV		960821N	2.45844		2.5		98.3	% REC	09/18/96 0049
CCB		960614M	-0.00266						09/18/96 0055
MD	962510-3		0.02991			0.05457	0.02466	ABS Diff.	09/18/96 0106
MD	962511-6		0.01475			0.01179	0.00296	ABS Diff.	09/18/96 0122
MS	962421-1	960630G	0.87398		1.000	-0.00050	87.4	% REC	09/18/96 0137
CCV		960821N	2.48150		2.5		99.3	% REC	09/18/96 0206
CCB		960614M	0.00169						09/18/96 0210
MB		0913	-0.00245						09/18/96 0238
SB		960630G	0.88330		1.000		88.3	% REC	09/18/96 0241
SBD		960630G	0.90403	0.88330	1.000		90.4	% REC	09/18/96 0248
							2.3	RPD	
LCS		960301	1.82730		2.000000		91.4	% REC	09/18/96 0252
CCV		960821N	2.48573		2.5		99.4	% REC	09/18/96 0308
CCB		960614M	-0.00178						09/18/96 0311
ISB		960630H	1.03012		1.000		103.0	% REC	09/18/96 0318
CCV		960821N	2.48422		2.5		99.4	% REC	09/18/96 0332
CCB		960614M	-0.00464						09/18/96 0335

Test Method.....: SW-846 6010A
Method Description.: Metals Analysis (ICAP)
Parameter.....: Barium (Ba)
Batch.....: 13436
Reporting Limit...: 0.01
Units.....: mg/L
Analyst...: smh

QC	Lab ID	Reagent	QC Result	QC Result	True Value	Orig. Value	Calc. Result	Units	Date/Time
ICV		960725M	0.99930		1.00		99.9	% REC	09/17/96 2157
CCB		960614M	-0.00032						09/17/96 2243
ISB		960630H	0.56497		0.5000		113.0	% REC	09/17/96 2254
MB		0913	0.00020						09/17/96 2329
LCS		960097	1.14713		1.06		108.2	% REC	09/17/96 2343
MS	962510-2	960630G	1.58838		1.000	0.51338	107.5	% REC	09/17/96 2351
MSD	962510-2	960630G	1.61220	1.58838	1.000	0.51338	109.9	% REC	09/17/96 2355
							1.5	RPD	
PDS	962510-2	960630G	1.64506		1.000	0.51338	113.2	% REC	09/18/96 0029
PSD	962510-2	960630G	1.66086	1.64506	1.000	0.51338	114.7	% REC	09/18/96 0031
							1.0	RPD	
CCV		960821N	4.93831		5.0		98.8	% REC	09/18/96 0049
CCB		960614M	-0.00021						09/18/96 0055
MD	962510-3		0.99115			0.96262	2.9	RPD	09/18/96 0106
MD	962511-6		0.81458			0.84910	4.1	RPD	09/18/96 0122
MS	962421-1	960630G	1.46448		1.000	0.45910	100.5	% REC	09/18/96 0137
CCV		960821N	5.01246		5.0		100.2	% REC	09/18/96 0206
CCB		960614M	0.00043						09/18/96 0210
CCV		960821N	5.02505		5.0		100.5	% REC	09/18/96 0308
CCB		960614M	0.00096						09/18/96 0311
ISB		960630H	0.57445		0.5000		114.9	% REC	09/18/96 0318
CCV		960821N	4.99664		5.0		99.9	% REC	09/18/96 0332
CCB		960614M	0.00010						09/18/96 0335

The analytical results, opinions or interpretations contained in this report are based upon information and material supplied by the client for whose exclusive and confidential use this report has been made. The analytical results, opinions or interpretations expressed represent the best judgment of Core Laboratories. Core Laboratories, however, makes no warranty or representation, express or implied, of any type, and expressly disclaims same as to the productivity, proper operations or profitableness of any oil, gas, coal or other mineral property, well or sand in connection with which such report is used or relied upon for any reason whatsoever. This report shall not be reproduced, in whole or in part, without the written approval of Core Laboratories.

CORE LABORATORIES

QUALITY CONTROL RESULTS

Job Number: 962511 Date: 10/01/96

CUSTOMER: Daniel B. Stephens & Associates PROJECT: 6033.2 ENRON-ROSWELL ATTN: Bob Marley

Test Method.....: SW-846 6010A Batch.....: 13436 Analyst...: smh
Method Description.: Metals Analysis (ICAP) Reporting Limit...: 0.005
Parameter.....: Cadmium (Cd) Units.....: mg/L

QC	Lab ID	Reagent	QC Result	QC Result	True Value	Orig. Value	Calc. Result	Units	Date/Time
ICV		960429Z	1.96486		2.00		98.2	% REC	09/17/96 2154
CCB		960614M	0.00030						09/17/96 2243
ISB		960630H	1.03187		1.000		103.2	% REC	09/17/96 2254
MB		0913	0.00045						09/17/96 2329
LCS		960097	0.51364		0.454		113.1	% REC	09/17/96 2343
MS	962510-2	960630G	0.89677		1.000	0.00364	89.3	% REC	09/17/96 2351
MSD	962510-2	960630G	0.91647	0.89677	1.000	0.00364	91.3	% REC	09/17/96 2355
							2.2	RPD	
PDS	962510-2	960630G	0.98100		1.000	0.00364	97.7	% REC	09/18/96 0029
PSD	962510-2	960630G	0.98972	0.98100	1.000	0.00364	98.6	% REC	09/18/96 0031
							0.9	RPD	
CCV		960821N	0.97704		1.0		97.7	% REC	09/18/96 0049
CCB		960614M	-0.00019						09/18/96 0055
MD	962510-3		0.00258			0.00313	0.00055	ABS Diff.	09/18/96 0106
MD	962511-6		0.00110			0.00086	0.00024	ABS Diff.	09/18/96 0122
MS	962421-1	960630G	0.87850		1.000	0.00334	87.5	% REC	09/18/96 0137
CCV		960821N	0.98869		1.0		98.9	% REC	09/18/96 0206
CCB		960614M	0.00046						09/18/96 0210
MB		0913	0.00111						09/18/96 0238
SB		960630G	0.93843		1.000		93.8	% REC	09/18/96 0241
SBD		960630G	0.94733	0.93843	1.000		94.7	% REC	09/18/96 0248
							0.9	RPD	
LCS		960303	1.86320		2.000000		93.2	% REC	09/18/96 0258
CCV		960821N	0.99128		1.0		99.1	% REC	09/18/96 0308
CCB		960614M	0.00030						09/18/96 0311
ISB		960630H	1.04310		1.000		104.3	% REC	09/18/96 0318
CCV		960821N	0.98329		1.0		98.3	% REC	09/18/96 0332
CCB		960614M	0.00026						09/18/96 0335

Test Method.....: SW-846 6010A Batch.....: 13436 Analyst...: smh
Method Description.: Metals Analysis (ICAP) Reporting Limit...: 0.01
Parameter.....: Chromium (Cr) Units.....: mg/L

QC	Lab ID	Reagent	QC Result	QC Result	True Value	Orig. Value	Calc. Result	Units	Date/Time
ICV		960429Z	1.87960		2.00		94.0	% REC	09/17/96 2154
CCB		960614M	-0.00053						09/17/96 2243
ISB		960630H	0.52393		0.5000		104.8	% REC	09/17/96 2254
MB		0913	0.00187						09/17/96 2329
LCS		960097	0.71602		0.71		100.8	% REC	09/17/96 2343
MS	962510-2	960630G	1.03860		1.000	0.08090	95.8	% REC	09/17/96 2351
MSD	962510-2	960630G	1.05751	1.03860	1.000	0.08090	97.7	% REC	09/17/96 2355
							1.8	RPD	
PDS	962510-2	960630G	1.06447		1.000	0.08090	98.4	% REC	09/18/96 0029
PSD	962510-2	960630G	1.07494	1.06447	1.000	0.08090	99.4	% REC	09/18/96 0031
							1.0	RPD	
CCV		960821N	2.34767		2.5		93.9	% REC	09/18/96 0049
CCB		960614M	0.00053						09/18/96 0055
MD	962510-3		0.10698			0.10576	1.1	RPD	09/18/96 0106
MD	962511-6		0.04823			0.04923	0.00100	ABS Diff.	09/18/96 0122
MS	962421-1	960630G	0.89693		1.000	0.01856	87.8	% REC	09/18/96 0137
CCV		960821N	2.38017		2.5		95.2	% REC	09/18/96 0206

The analytical results, opinions or interpretations contained in this report are based upon information and material supplied by the client for whose exclusive and confidential use this report has been made. The analytical results, opinions or interpretations expressed represent the best judgment of Core Laboratories. Core Laboratories, however, makes no warranty or representation, express or implied, of any type, and expressly disclaims same as to the productivity, proper operations or profitableness of any oil, gas, coal, or other mineral property, well or sand, in connection with which such report is used or relied upon for any reason whatsoever. This report shall not be reproduced, in whole or in part, without the written approval of Core Laboratories.

CORE LABORATORIES

QUALITY CONTROL RESULTS

Job Number: 962511 Date: 10/01/96

CUSTOMER: Daniel B. Stephens & Associates PROJECT: 6033.2 ENRON-ROSWELL ATTN: Bob Marley

Test Method.....: SW-846 6010A
Method Description.: Metals Analysis (ICAP)
Parameter.....: Chromium (Cr)
Batch.....: 13436
Reporting Limit...: 0.01
Units.....: mg/L
Analyst...: smh

QC	Lab ID	Reagent	QC Result	QC Result	True Value	Orig. Value	Calc. Result	Units	Date/Time
CCB		960614M	-0.00080						09/18/96 0210
MB		0913	0.00376						09/18/96 0238
SB		960630G	0.89703		1.000		89.7	% REC	09/18/96 0241
SBD		960630G	0.91100	0.89703	1.000		91.1	% REC	09/18/96 0248
							1.5	RPD	
LCS		960303	1.69792		2.000000		84.9	% REC	09/18/96 0258
CCV		960821N	2.38285		2.5		95.3	% REC	09/18/96 0308
CCB		960614M	-0.00053						09/18/96 0311
ISB		960630H	0.53115		0.5000		106.2	% REC	09/18/96 0318
CCV		960821N	2.36728		2.5		94.7	% REC	09/18/96 0332
CCB		960614M	-0.00053						09/18/96 0335

Test Method.....: SW-846 6010A
Method Description.: Metals Analysis (ICAP)
Parameter.....: Copper (Cu)
Batch.....: 13436
Reporting Limit...: 0.01
Units.....: mg/L
Analyst...: smh

QC	Lab ID	Reagent	QC Result	QC Result	True Value	Orig. Value	Calc. Result	Units	Date/Time
ICV		960429Z	1.99376		2.00		99.7	% REC	09/17/96 2154
CCB		960614M	0.00000						09/17/96 2243
ISB		960630H	0.58330		0.5000		116.7	% REC	09/17/96 2254
MB		0913	-0.00097						09/17/96 2329
LCS		960097	1.25455		1.12		112.0	% REC	09/17/96 2343
MS	962510-2	960630G	1.22563		1.000	0.08722	113.8	% REC	09/17/96 2351
MSD	962510-2	960630G	1.24070	1.22563	1.000	0.08722	115.3	% REC	09/17/96 2355
							1.2	RPD	
PDS	962510-2	960630G	1.31725		1.000	0.08722	123.0	% REC	09/18/96 0029
PSD	962510-2	960630G	1.33106	1.31725	1.000	0.08722	124.4	% REC	09/18/96 0031
							1.0	RPD	
CCV		960821N	2.46217		2.5		98.5	% REC	09/18/96 0049
CCB		960614M	-0.00070						09/18/96 0055
MD	962510-3		0.07586			0.08052	6.0	RPD	09/18/96 0106
MD	962511-6		0.03944			0.03947	0.00003	ABS Diff.	09/18/96 0122
MS	962421-1	960630G	3.12228		1.000	1.91085	121.1	% REC	09/18/96 0137
PDS	962421-1	960630G	2.87281		1.000	1.91085	96.2	% REC	09/18/96 0157
CCV		960821N	2.49898		2.5		100.0	% REC	09/18/96 0206
CCB		960614M	-0.00107						09/18/96 0210
CCV		960821N	2.50550		2.5		100.2	% REC	09/18/96 0308
CCB		960614M	0.00021						09/18/96 0311
ISB		960630H	0.59475		0.5000		119.0	% REC	09/18/96 0318
CCV		960821N	2.49222		2.5		99.7	% REC	09/18/96 0332
CCB		960614M	-0.00005						09/18/96 0335

Test Method.....: SW-846 6010A
Method Description.: Metals Analysis (ICAP)
Parameter.....: Lead (Pb)
Batch.....: 13436
Reporting Limit...: 0.05
Units.....: mg/L
Analyst...: smh

QC	Lab ID	Reagent	QC Result	QC Result	True Value	Orig. Value	Calc. Result	Units	Date/Time
ICV		960429Z	1.92791		2.00		96.4	% REC	09/17/96 2154
CCB		960614M	0.00118						09/17/96 2243

The analytical results, opinions or interpretations contained in this report are based upon information and material supplied by the client for whose exclusive and confidential use this report has been made. The analytical results, opinions or interpretations expressed represent the best judgment of Core Laboratories. Core Laboratories, however, makes no warranty or representation, express or implied, of any type, and expressly disclaims same as to the productivity, proper operations or profitableness of any oil, gas, or other mineral property, well or sand in connection with which such report is used or relied upon for any reason whatsoever. This report shall not be reproduced, in whole or in part, without the written approval of Core Laboratories.

CORE LABORATORIES

QUALITY CONTROL RESULTS

Job Number: 962511 Date: 10/01/96

CUSTOMER: Daniel B. Stephens & Associates PROJECT: 6033.2 ENRON-ROSWELL ATTN: Bob Marley

Test Method.....: SW-846 6010A
Method Description.: Metals Analysis (ICAP)
Parameter.....: Lead (Pb)
Batch.....: 13436
Reporting Limit...: 0.05
Units.....: mg/L
Analyst...: smh

QC	Lab ID	Reagent	QC Result	QC Result	True Value	Orig. Value	Calc. Result	Units	Date/Time
ISB		960630H	1.11635		1.000		111.6	% REC	09/17/96 2254
MB		0913	0.00293						09/17/96 2329
LCS		960097	0.56398		0.535		105.4	% REC	09/17/96 2343
MS	962510-2	960630G	1.04919		1.000	0.06591	98.3	% REC	09/17/96 2351
MSD	962510-2	960630G	1.07267	1.04919	1.000	0.06591	100.7	% REC	09/17/96 2355
							2.2	RPD	
PDS	962510-2	960630G	1.14694		1.000	0.06591	108.1	% REC	09/18/96 0029
PSD	962510-2	960630G	1.14937	1.14694	1.000	0.06591	108.3	% REC	09/18/96 0031
							0.2	RPD	
CCV		960821N	0.98665		1.0		98.7	% REC	09/18/96 0049
CCB		960614M	0.00186						09/18/96 0055
MD	962510-3		0.10598			0.14641	0.04043	ABS Diff.	09/18/96 0106
MD	962511-6		0.04274			0.03774	0.00500	ABS Diff.	09/18/96 0122
MS	962421-1	960630G	0.96237		1.000	0.03961	92.3	% REC	09/18/96 0137
CCV		960821N	0.99266		1.0		99.3	% REC	09/18/96 0206
CCB		960614M	-0.00233						09/18/96 0210
MB		0913	0.00185						09/18/96 0238
SB		960630G	0.93253		1.000		93.3	% REC	09/18/96 0241
SBD		960630G	0.94153	0.93253	1.000		94.2	% REC	09/18/96 0248
							1.0	RPD	
LCS		960303	1.85884		2.000000		92.9	% REC	09/18/96 0258
CCV		960821N	1.00042		1.0		100.0	% REC	09/18/96 0308
CCB		960614M	-0.00078						09/18/96 0311
ISB		960630H	1.11953		1.000		112.0	% REC	09/18/96 0318
CCV		960821N	0.98842		1.0		98.8	% REC	09/18/96 0332
CCB		960614M	0.00093						09/18/96 0335

Test Method.....: SW-846 6010A
Method Description.: Metals Analysis (ICAP)
Parameter.....: Selenium (Se)
Batch.....: 13436
Reporting Limit...: 0.1
Units.....: mg/L
Analyst...: smh

QC	Lab ID	Reagent	QC Result	QC Result	True Value	Orig. Value	Calc. Result	Units	Date/Time
ICV		960429Z	1.80573		2.00		90.3	% REC	09/17/96 2154
CCB		960614M	-0.00075						09/17/96 2243
ISB		960630H	1.00617		1.000		100.6	% REC	09/17/96 2254
MB		0913	-0.00701						09/17/96 2329
LCS		960097	0.67146		0.723		92.9	% REC	09/17/96 2343
MS	962510-2	960630G	0.85899		1.000	0.03497	82.4	% REC	09/17/96 2351
MSD	962510-2	960630G	0.87965	0.85899	1.000	0.03497	84.5	% REC	09/17/96 2355
							2.4	RPD	
PDS	962510-2	960630G	0.96222		1.000	0.03497	92.7	% REC	09/18/96 0029
PSD	962510-2	960630G	0.97360	0.96222	1.000	0.03497	93.9	% REC	09/18/96 0031
							1.2	RPD	
CCV		960821N	2.40870		2.5		96.3	% REC	09/18/96 0049
CCB		960614M	0.00031						09/18/96 0055
MD	962510-3		0.00461			-0.00011	0.00472	ABS Diff.	09/18/96 0106
MD	962511-6		0.00077			0.00393	0.00316	ABS Diff.	09/18/96 0122
MS	962421-1	960630G	0.93088		1.000	0.02331	90.8	% REC	09/18/96 0137
CCV		960821N	2.42717		2.5		97.1	% REC	09/18/96 0206
CCB		960614M	0.00146						09/18/96 0210
CCV		960821N	2.43783		2.5		97.5	% REC	09/18/96 0308

The analytical results, opinions or interpretations contained in this report are based upon information and material supplied by the client for whose exclusive and confidential use this report has been made. The analytical results, opinions or interpretations expressed represent the best judgment of Core Laboratories. Core Laboratories, however, makes no warranty or representation, express or implied, of any type, and expressly disclaims same as to the productivity, proper operations or profitableness of any oil, gas, coal or other mineral property, well or sand in connection with which such report is used or relied upon for any reason whatsoever. This report shall not be reproduced, in whole or in part, without the written approval of Core Laboratories.

CORE LABORATORIES

QUALITY CONTROL RESULTS

Job Number: 962511 Date: 10/01/96

CUSTOMER: Daniel B. Stephens & Associates PROJECT: 6033.2 ENRON-ROSWELL ATTN: Bob Marley

Test Method.....: SW-846 6010A
Method Description.: Metals Analysis (ICAP)
Parameter.....: Selenium (Se)
Batch.....: 13436
Detection Limit...: 0.1
Units.....: mg/L
Analyst...: smh

QC	Lab ID	Reagent	QC Result	QC Result	True Value	Orig. Value	Calc. Result	Units	F	Date/Time
CCB		960614M	0.00184							09/18/96 0311
ISB		960630H	1.09500		1.000		109.5	% REC		09/18/96 0318
CCV		960821N	2.44495		2.5		97.8	% REC		09/18/96 0332
CCB		960614M	-0.00731							09/18/96 0335

Test Method.....: SW-846 6010A
Method Description.: Metals Analysis (ICAP)
Parameter.....: Silver (Ag)
Batch.....: 13436
Detection Limit...: 0.01
Units.....: mg/L
Analyst...: smh

QC	Lab ID	Reagent	QC Result	QC Result	True Value	Orig. Value	Calc. Result	Units	F	Date/Time
ICV		960725M	0.97988		1.00		98.0	% REC		09/17/96 2157
CCB		960614M	-0.00160							09/17/96 2243
ISB		960630H	1.15982		1.000		116.0	% REC		09/17/96 2254
MB		0913	-0.00112							09/17/96 2329
LCS		960097	1.19800		1.16		103.3	% REC		09/17/96 2343
MS	962510-2	960630G	0.11133		1.000	-0.00084	11.2	% REC		09/17/96 2351
MSD	962510-2	960630G	0.15985	0.11133	1.000	-0.00084	16.1	% REC		09/17/96 2355
							35.8	RPD		
PDS	962510-2	960630G	1.14329		1.000	-0.00084	114.4	% REC		09/18/96 0029
PSD	962510-2	960630G	1.15471	1.14329	1.000	-0.00084	115.6	% REC		09/18/96 0031
							1.0	RPD		
CCV		960821M	2.64361		2.500		105.7	% REC		09/18/96 0046
CCB		960614M	0.00021							09/18/96 0055
MD	962510-3		-0.00223			-0.00195	0.00028	ABS Diff.		09/18/96 0106
MD	962511-6		-0.00047			-0.00148	0.00101	ABS Diff.		09/18/96 0122
MS	962421-1	960630G	0.12929		1.000	0.03998	8.9	% REC		09/18/96 0137
PDS	962421-1	960630G	1.02209		1.000	0.03998	98.2	% REC		09/18/96 0157
CCV		960821M	2.66812		2.500		106.7	% REC		09/18/96 0200
CCB		960614M	-0.00153							09/18/96 0210
CCV		960821M	2.71784		2.500		108.7	% REC		09/18/96 0304
CCB		960614M	-0.00116							09/18/96 0311
ISB		960630H	1.17312		1.000		117.3	% REC		09/18/96 0318
CCV		960821M	2.71414		2.500		108.6	% REC		09/18/96 0330
CCB		960614M	-0.00025							09/18/96 0335

Test Method.....: SW-846 6010A
Method Description.: Metals Analysis (ICAP)
Parameter.....: Zinc (Zn)
Batch.....: 13436
Detection Limit...: 0.01
Units.....: mg/L
Analyst...: smh

QC	Lab ID	Reagent	QC Result	QC Result	True Value	Orig. Value	Calc. Result	Units	F	Date/Time
ICV		960429Z	2.09332		2.00		104.7	% REC		09/17/96 2154
CCB		960614M	-0.00042							09/17/96 2243
ISB		960630H	1.10418		1.000		110.4	% REC		09/17/96 2254
MB		0913	0.01843						B	09/17/96 2329
LCS		960097	1.58171		1.34		118.0	% REC		09/17/96 2343
MS	962510-2	960630G	1.24633		1.000	0.24406	100.2	% REC		09/17/96 2351
MSD	962510-2	960630G	1.26616	1.24633	1.000	0.24406	102.2	% REC		09/17/96 2355
							1.6	RPD		
PDS	962510-2	960630G	1.29879		1.000	0.24406	105.5	% REC		09/18/96 0029

The analytical results, opinions or interpretations contained in this report are based upon information and material supplied by the client for whose exclusive and confidential use this report has been made. The analytical results, opinions or interpretations expressed represent the best judgment of Core Laboratories. Core Laboratories, however, makes no warranty or representation, express or implied, of any type, and expressly disclaims same as to the productivity, proper operations or profitableness of any oil, gas or other mineral property, well, sand or formation to which such report is used or relied upon for any reason whatsoever. This report shall not be reproduced, in whole or in part, without the written approval of Core Laboratories.

CORE LABORATORIES

QUALITY CONTROL RESULTS

Job Number: 962511 Date: 10/01/96

CUSTOMER: Daniel B. Stephens & Associates PROJECT: 6033.2 ENRON-ROSWELL ATTN: Bob Marley

Test Method.....: SW-846 6010A Batch.....: 13436 Analyst...: smh
Method Description.: Metals Analysis (ICAP) Reporting Limit...: 0.01
Parameter.....: Zinc (Zn) Units.....: mg/L

QC	Lab ID	Reagent	QC Result	QC Result	True Value	Orig. Value	Calc. Result	Units	Date/Time
PSD	962510-2	960630G	1.31084	1.29879	1.000	0.24406	106.7	% REC	09/18/96 0031
							0.9	RPD	
CCV		960821N	2.55377		2.5		102.2	% REC	09/18/96 0049
CCB		960614M	0.00020						09/18/96 0055
MD	962510-3		0.24131			0.24301	0.7	RPD	09/18/96 0106
MD	962511-6		0.17317			0.18137	4.6	RPD	09/18/96 0122
MS	962421-1	960630G	1.81289		1.000	0.86410	94.9	% REC	09/18/96 0137
CCV		960821N	2.59446		2.5		103.8	% REC	09/18/96 0206
CCB		960614M	0.00064						09/18/96 0210
CCV		960821N	2.59784		2.5		103.9	% REC	09/18/96 0308
CCB		960614M	0.00043						09/18/96 0311
ISB		960630H	1.13112		1.000		113.1	% REC	09/18/96 0318
CCV		960821N	2.58187		2.5		103.3	% REC	09/18/96 0332
CCB		960614M	0.00021						09/18/96 0335

Test Method.....: EPA 418.1 Batch.....: 13783 Analyst...: jbd
Method Description.: Total Recoverable Petroleum Hydrocarbons Reporting Limit...: 1.
Parameter.....: Total Recoverable Petroleum Hydrocarbons Units.....: mg/L

QC	Lab ID	Reagent	QC Result	QC Result	True Value	Orig. Value	Calc. Result	Units	Date/Time
ICB		R092396M	0						09/21/96 1000
MB		R092396M	0						09/21/96 1000
CCB		R092396M	0						09/21/96 1000
ICV		940114F	46		46		100.0	% REC	09/21/96 1000
CCV		X960923C	51		50		102.0	% REC	09/21/96 1000

The analytical results, opinions or interpretations contained in this report are based upon information and material subm[illegible] and for whose exclusive and confidential use this report has been made. The analytic[illegible] opinions or interpretations expressed represent the best judgment of Core Laboratories. Core Laboratories, however, makes no warranty or repr[illegible] express or implied, of any type, and expressly disclaims same as to the productivity, [illegible] operations or profitableness of any [illegible] tax, [illegible] or other [illegible] whatsoever. This report shall not be reproduced, in whole or in part, without the w[illegible] of Core Laboratories.

CORE LABORATORIES

QUALITY CONTROL RESULTS

Job Number: 962511 Date: 10/01/96

CUSTOMER: Daniel B. Stephens & Associates PROJECT: 6033.2 ENRON-ROSWELL ATTN: Bob Marley

QC Type	Description	Reag. Code	Lab ID	Dilution Factor	Date	Time

Test Method.....: SW-846 8240 Batch.....: 13271 Analyst ...: bfr
Method Description.: Volatile Organics Units.....: ug/L

MB	Method Blank	BIC03			09/13/96	1455

Parameter/Test Description	QC Result	QC Result	Rep. Limit	True Value	Orig. Value	Calc. Result	Units
Acetone	ND		100.				
Benzene	ND		1.				
Bromodichloromethane	ND		5.				
Bromoform	ND		5.				
Bromomethane	ND		10.				
Methyl ethyl ketone (2-Butanone)	ND		100.				
Carbon disulfide	ND		5.				
Carbon tetrachloride	ND		5.				
Chlorobenzene	ND		5.				
Chloroethane	ND		10.				
2-Chloroethylvinyl ether	ND		10.				
Chloroform	ND		5.				
Chloromethane	ND		10.				
Dibromochloromethane	ND		5.				
1,1-Dichloroethane	ND		5.				
1,2-Dichloroethane	ND		5.				
1,1-Dichloroethene	ND		5.				
trans-1,2-Dichloroethene	ND		5.				
1,2-Dichloropropane	ND		5.				
cis-1,3-Dichloropropene	ND		5.				
trans-1,3-Dichloropropene	ND		5.				
Ethylbenzene	ND		5.				
2-Hexanone	ND		50.				
Methylene chloride	ND		5.				
4-Methyl-2-pentanone (MIBK)	ND		50.				
Styrene	ND		5.				
1,1,2,2-Tetrachloroethane	ND		5.				
Tetrachloroethene	ND		5.				
Toluene	ND		5.				
1,1,1-Trichloroethane	ND		5.				
1,1,2-Trichloroethane	ND		5.				
Trichloroethene	ND		5.				
Vinyl acetate	ND		50.				
Vinyl chloride	ND		10.				
Xylenes (total)	ND		5.				

MS	Matrix Spike	V960913A	962472-5		09/13/96	2235

Parameter/Test Description	QC Result	QC Result	Rep. Limit	True Value	Orig. Value	Calc. Result	Units
Benzene	53.34		1.	49.30	ND	108.2	% REC
Chlorobenzene	50.62		5.	50.200	ND	100.8	% REC
1,1-Dichloroethene	58.89		5.	48.95	ND	120.3	% REC
Toluene	48.77		5.	50.100	ND	97.3	% REC
Trichloroethene	45.33		5.	49.75	ND	91.1	% REC

The analytical results, opinions or interpretations contained in this report are based upon information and material supplied by the client for whose exclusive and confidential use this report has been made. The analytical results, opinions or interpretations expressed represent the best judgment of Core Laboratories. Core Laboratories, however, makes no warranty or representation, express or implied, of any type, and expressly disclaims same as to the productivity, proper operations or profitableness of any oil, gas, or other mineral property, well or sand in connection with which such report is used or relied upon for any reason whatsoever. This report shall not be reproduced, in whole or in part, without the written approval of Core Laboratories.

CORE LABORATORIES

QUALITY CONTROL RESULTS

Job Number: 962511 Date: 10/01/96

CUSTOMER: Daniel B. Stephens & Associates PROJECT: 6033.2 ENRON-ROSWELL ATTN: Bob Marley

QC Type	Description	Reag. Code	Lab ID	Dilution Factor	Date	Time
MSD	Matrix Spike Duplicate	V960913A	962472-5		09/13/96	2307

Parameter/Test Description	QC Result	QC Result	Rep. Limit	True Value	Orig. Value	Calc. Result	Units	F
Benzene	53.62	53.34	1.	49.30	ND	108.8	% REC	
						0.5	RPD	
Chlorobenzene	49.45	50.62	5.	50.200	ND	98.5	% REC	
						2.3	RPD	
1,1-Dichloroethene	59.58	58.89	5.	48.95	ND	121.7	% REC	
						1.2	RPD	
Toluene	48.47	48.77	5.	50.100	ND	96.7	% REC	
						0.6	RPD	
Trichloroethene	50.31	45.33	5.	49.75	ND	101.1	% REC	
						10.4	RPD	

Test Method.....: SW-846 8270 Batch.....: 13556 Analyst ...: mla
Method Description.: Semivolatile Organics Units.....: ug/L

LCS	Laboratory Control Sample	B960819G			09/21/96	1614

Parameter/Test Description	QC Result	QC Result	Rep. Limit	True Value	Orig. Value	Calc. Result	Units	F
Acenaphthene	74.91		10	99.50		75.3	% REC	
Acenaphthylene	67.55		10	98.55		68.5	% REC	
Anthracene	95.43		10	98.05		97.3	% REC	
Benzidine	24.74		50	98.25		25.2	% REC	
Benzo(a)anthracene	92.98		10	99.60		93.4	% REC	
Benzo(b)fluoranthene	88.30		10	99.75		88.5	% REC	
Benzo(k)fluoranthene	88.63		10	100.1		88.5	% REC	
Benzo(ghi)perylene	92.71		10	100.0		92.7	% REC	
Benzo(a)pyrene	94.19		10	100.3		93.9	% REC	
Benzyl alcohol	60.16		10	100.2		60.0	% REC	
Butyl benzyl phthalate	90.25		10	99.05		91.1	% REC	
Bis(2-chloroethoxy)methane	52.44		10	100.0		52.4	% REC	
Bis(2-chloroethyl)ether	49.67		10	98.60		50.4	% REC	
Bis(2-chloroisopropyl)ether	54.67		10	98.85		55.3	% REC	
Bis(2-ethylhexyl)phthalate	90.49		10	99.65		90.8	% REC	
4-Bromophenyl phenyl ether	99.14		10	98.05		101.1	% REC	
4-Chloroaniline	36.24		10	100.2		36.2	% REC	*
2-Chloronaphthalene	62.09		10	100.0		62.1	% REC	
4-Chlorophenyl phenyl ether	86.55		10	99.10		87.3	% REC	
Chrysene	94.96		10	99.95		95.0	% REC	
Dibenzo(a,h)anthracene	94.87		10	99.80		95.1	% REC	
Dibenzofuran	82.64		10	99.05		83.4	% REC	*
1,2-Dichlorobenzene	48.59		10	99.80		48.7	% REC	
1,3-Dichlorobenzene	47.45		10	99.80		47.5	% REC	
1,4-Dichlorobenzene	47.32		10	99.80		47.4	% REC	
3,3-Dichlorobenzidine	76.38		20	99.70		76.6	% REC	
Diethyl phthalate	93.90		10	98.70		95.1	% REC	
Dimethyl phthalate	89.62		10	99.00		90.5	% REC	
Di-n-butyl phthalate	104.87		10	99.40		105.5	% REC	
Di-n-octyl phthalate	93.26		10	100.0		93.3	% REC	
2,4-Dinitrotoluene	93.69		10	98.20		95.4	% REC	*
2,6-Dinitrotoluene	89.07		10	99.35		89.7	% REC	

The analytical results, opinions or interpretations contained in this report are based upon information and material supplied by the client for whose exclusive and confidential use this report has been made. The analytical results, opinions or interpretations expressed represent the best judgment of Core Laboratories. Core Laboratories, however, makes no warranty or representation, express or implied, of any type, and expressly disclaims same as to the productivity, proper operations or profitableness of any oil, gas, coal or other mineral property, well or sand in connection with which such report is used or relied upon for any reason whatsoever. This report shall not be reproduced, in whole or in part, without the written approval of Core Laboratories.

CORE LABORATORIES

QUALITY CONTROL RESULTS

Job Number: 962511 Date: 10/01/96

CUSTOMER: Daniel B. Stephens & Associates PROJECT: 6033.2 ENRON-ROSWELL ATTN: Bob Marley

QC Type	Description	Reag. Code	Lab ID	Dilution Factor	Date	Time
LCS	Laboratory Control Sample	B960819G			09/21/96	1614

Parameter/Test Description	QC Result	QC Result	Rep. Limit	True Value	Orig. Value	Calc. Result	Units
Fluoranthene	94.20		10	98.25		95.9	% REC
Fluorene	85.56		10	98.30		87.0	% REC
Hexachlorobenzene	90.40		10	99.10		91.2	% REC
Hexachlorobutadiene	48.43		10	98.30		49.3	% REC
Hexachlorocyclopentadiene	43.18		10	98.40		43.9	% REC
Hexachloroethane	46.86		10	99.50		47.1	% REC
Indeno(1,2,3-cd)pyrene	92.86		10	99.10		93.7	% REC
Isophorone	61.24		10	98.10		62.4	% REC
2-Methylnaphthalene	71.19		10	99.60		71.5	% REC
Naphthalene	51.64		10	100.0		51.6	% REC
o-Nitroaniline	86.94		50	100.0		86.9	% REC
m-Nitroaniline	75.74		50	99.30		76.3	% REC
p-Nitroaniline	86.61		50	99.75		86.8	% REC
Nitrobenzene	50.79		10	99.85		50.9	% REC
n-Nitrosodi-n-propylamine	55.96		10	100.0		56.0	% REC
n-Nitrosodiphenylamine	96.01		10	99.05		96.9	% REC
Phenanthrene	91.85		10	99.20		92.6	% REC
Pyrene	90.49		10	98.60		91.8	% REC
1,2,4-Trichlorobenzene	51.45		10	98.95		52.0	% REC
Benzoic acid	83.30		50	100.2		83.1	% REC
4-Chloro-3-methylphenol	87.67		10	100.0		87.7	% REC
2-Chlorophenol	55.79		10	99.00		56.4	% REC
2,4-Dichlorophenol	59.94		10	99.95		60.0	% REC
2,4-Dimethylphenol	62.79		10	99.95		62.8	% REC
2,4-Dinitrophenol	86.84		50	98.35		88.3	% REC
2-Methyl-4,6-dinitrophenol	92.20		50	98.10		94.0	% REC
2-Methylphenol (o-cresol)	60.99		10	99.70		61.2	% REC
4-Methylphenol (p-cresol)	62.46		10	99.80		62.6	% REC
2-Nitrophenol	51.19		10	98.10		52.2	% REC
4-Nitrophenol	95.81		50	99.80		96.0	% REC
Pentachlorophenol	86.24		50	98.15		87.9	% REC
Phenol	63.89		10	100.2		63.8	% REC
2,4,5-Trichlorophenol	79.94		10	100.1		79.9	% REC
2,4,6-Trichlorophenol	74.30		10	100.2		74.2	% REC

MB	Method Blank	MB1903			09/21/96	1713

Parameter/Test Description	QC Result	QC Result	Rep. Limit	True Value	Orig. Value	Calc. Result	Units
Acenaphthene	ND		10				
Acenaphthylene	ND		10				
Anthracene	ND		10				
Benzidine	ND		50				
Benzo(a)anthracene	ND		10				
Benzo(b)fluoranthene	ND		10				
Benzo(k)fluoranthene	ND		10				
Benzo(ghi)perylene	ND		10				
Benzo(a)pyrene	ND		10				
Benzyl alcohol	ND		10				
Butyl benzyl phthalate	ND		10				
Bis(2-chloroethoxy)methane	ND		10				
Bis(2-chloroethyl)ether	ND		10				

The analytical results, opinions or interpretations contained in this report are based upon information and material supplied by the client for whose exclusive and confidential use this report has been made. The analytical results, opinions or interpretations expressed represent the best judgment of Core Laboratories. Core Laboratories, however, makes no warranty or representation, express or implied, of any type, and expressly disclaims same as to the productivity, proper operations or profitableness of any oil, gas, or other mineral property, well or sand in connection with which such report is used or relied upon for any reason whatsoever. This report shall not be reproduced, in whole or in part, without the written approval of Core Laboratories.

CORE LABORATORIES

QUALITY CONTROL RESULTS

Job Number: 962511 Date: 10/01/96

CUSTOMER: Daniel B. Stephens & Associates PROJECT: 6033.2 ENRON-ROSWELL ATTN: Bob Marley

QC Type	Description	Reag. Code	Lab ID	Dilution Factor	Date	Time
MB	Method Blank	MB1903			09/21/96	1713

Parameter/Test Description	QC Result	QC Result	Rep. Limit	True Value	Orig. Value	Calc. Result	Units
Bis(2-chloroisopropyl)ether	ND		10				
Bis(2-ethylhexyl)phthalate	ND		10				
4-Bromophenyl phenyl ether	ND		10				
4-Chloroaniline	ND		10				
2-Chloronaphthalene	ND		10				
4-Chlorophenyl phenyl ether	ND		10				
Chrysene	ND		10				
Dibenzo(a,h)anthracene	ND		10				
Dibenzofuran	ND		10				
1,2-Dichlorobenzene	ND		10				
1,3-Dichlorobenzene	ND		10				
1,4-Dichlorobenzene	ND		10				
3,3-Dichlorobenzidine	ND		20				
Diethyl phthalate	ND		10				
Dimethyl phthalate	ND		10				
Di-n-butyl phthalate	ND		10				
Di-n-octyl phthalate	ND		10				
2,4-Dinitrotoluene	ND		10				
2,6-Dinitrotoluene	ND		10				
Fluoranthene	ND		10				
Fluorene	ND		10				
Hexachlorobenzene	ND		10				
Hexachlorobutadiene	ND		10				
Hexachlorocyclopentadiene	ND		10				
Hexachloroethane	ND		10				
Indeno(1,2,3-cd)pyrene	ND		10				
Isophorone	ND		10				
2-Methylnaphthalene	ND		10				
Naphthalene	ND		10				
o-Nitroaniline	ND		50				
m-Nitroaniline	ND		50				
p-Nitroaniline	ND		50				
Nitrobenzene	ND		10				
n-Nitrosodi-n-propylamine	ND		10				
n-Nitrosodiphenylamine	ND		10				
Phenanthrene	ND		10				
Pyrene	ND		10				
1,2,4-Trichlorobenzene	ND		10				
Benzoic acid	ND		50				
4-Chloro-3-methylphenol	ND		10				
2-Chlorophenol	ND		10				
2,4-Dichlorophenol	ND		10				
2,4-Dimethylphenol	ND		10				
2,4-Dinitrophenol	ND		50				
2-Methyl-4,6-dinitrophenol	ND		50				
2-Methylphenol (o-cresol)	ND		10				
4-Methylphenol (p-cresol)	ND		10				
2-Nitrophenol	ND		10				
4-Nitrophenol	ND		50				
Pentachlorophenol	ND		50				
Phenol	ND		10				
2,4,5-Trichlorophenol	ND		10				
2,4,6-Trichlorophenol	ND		10				

The analytical results, opinions or interpretations contained in this report are based upon information and material supplied by the client for whose exclusive and confidential use this report has been made. The analytical results, opinions or interpretations expressed represent the best judgment of Core Laboratories. Core Laboratories, however, makes no warranty or representation, express or implied, of any type, and expressly disclaims same as to the productivity, proper operations or profitableness of any oil, gas, or other mineral, property, well or sand in connection with which such report is used or relied upon for any reason whatsoever. This report shall not be reproduced, in whole or in part, without the written approval of Core Laboratories.

CORE LABORATORIES

QUALITY CONTROL RESULTS

Job Number: 962511 Date: 10/01/96

CUSTOMER: Daniel B. Stephens & Associates PROJECT: 6033.2 ENRON-ROSWELL ATTN: Bob Marley

QC Type	Description	Reag. Code	Lab ID	Dilution Factor	Date	Time
MS	Matrix Spike	B960906H	962510-1		09/21/96	1912

Parameter/Test Description	QC Result	QC Result	Rep. Limit	True Value	Orig. Value	Calc. Result	Units	F
Acenaphthene	52.52		10	100.0	ND	52.5	% REC	
1,4-Dichlorobenzene	40.60		10	100.3	ND	40.5	% REC	
2,4-Dinitrotoluene	66.75		10	100.1	ND	66.7	% REC	
n-Nitrosodi-n-propylamine	44.47		10	100.0	ND	44.5	% REC	
Pyrene	78.74		10	100.1	ND	78.7	% REC	
1,2,4-Trichlorobenzene	44.53		10	100.0	ND	44.5	% REC	
4-Chloro-3-methylphenol	68.29		10	99.99	ND	68.3	% REC	
2-Chlorophenol	49.06		10	99.94	ND	49.1	% REC	
4-Nitrophenol	76.20		50	100.5	ND	75.8	% REC	
Pentachlorophenol	68.35		50	99.98	ND	68.4	% REC	
Phenol	51.88		10	99.92	ND	51.9	% REC	

MSD	Matrix Spike Duplicate	B960906H	962510-1		09/21/96	2012

Parameter/Test Description	QC Result	QC Result	Rep. Limit	True Value	Orig. Value	Calc. Result	Units	F
Acenaphthene	58.56	52.52	10	100.0	ND	58.6	% REC	
						10.9	RPD	
1,4-Dichlorobenzene	48.75	40.60	10	100.3	ND	48.6	% REC	
						18.2	RPD	
2,4-Dinitrotoluene	69.84	66.75	10	100.1	ND	69.8	% REC	
						4.5	RPD	
n-Nitrosodi-n-propylamine	58.86	44.47	10	100.0	ND	58.9	% REC	
						27.9	RPD	
Pyrene	79.16	78.74	10	100.1	ND	79.1	% REC	
						0.5	RPD	
1,2,4-Trichlorobenzene	51.56	44.53	10	100.0	ND	51.6	% REC	
						14.6	RPD	
4-Chloro-3-methylphenol	83.53	68.29	10	99.99	ND	83.5	% REC	
						20.1	RPD	
2-Chlorophenol	70.41	49.06	10	99.94	ND	70.5	% REC	
						35.7	RPD	
4-Nitrophenol	79.10	76.20	50	100.5	ND	78.7	% REC	
						3.7	RPD	
Pentachlorophenol	70.65	68.35	50	99.98	ND	70.7	% REC	
						3.3	RPD	
Phenol	75.53	51.88	10	99.92	ND	75.6	% REC	
						37.1	RPD	Z

Test Method.....: SW-846 8080 Batch.....: 13641 Analyst ...: smc
Method Description.: PCB Analysis Units.....: ug/L

MB	Method Blank	1909			09/23/96	2219

Parameter/Test Description	QC Result	QC Result	Rep. Limit	True Value	Orig. Value	Calc. Result	Units	F
Aroclor 1016	ND		0.5					
Aroclor 1221	ND		0.5					
Aroclor 1232	ND		0.5					

The analytical results, opinions or interpretations contained in this report are based upon information and material supplied by the client for whose exclusive and confidential use this report has been made. The analytical results, opinions or interpretations expressed represent the best judgment of Core Laboratories. Core Laboratories, however, makes no warranty or representation, express or implied, of any type, and expressly disclaims same as to the productivity, proper operations or profitableness of any oil, gas, coal, or other mineral property, well or land in connection with which such report is used or relied upon for any reason whatsoever. This report shall not be reproduced, in whole or in part, without the written approval of Core Laboratories.

CORE LABORATORIES

QUALITY CONTROL RESULTS

Job Number: 962511 Date: 10/01/96

CUSTOMER: Daniel B. Stephens & Associates PROJECT: 6033.2 ENRON-ROSWELL ATTN: Bob Marley

QC Type	Description	Reag. Code	Lab ID	Dilution Factor	Date	Time
MB	Method Blank	1909			09/23/96	2219

Parameter/Test Description	QC Result	QC Result	Rep. Limit	True Value	Orig. Value	Calc. Result	Units	F
Aroclor 1242	ND		0.5					
Aroclor 1248	ND		0.5					
Aroclor 1254	ND		0.5					
Aroclor 1260	ND		0.5					
Aroclor 1262	ND		0.5					
Aroclor 1268	ND		0.5					

QC Type	Description	Reag. Code	Lab ID	Dilution Factor	Date	Time
LCS	Laboratory Control Sample	P960923A		10	09/23/96	2248

Parameter/Test Description	QC Result	QC Result	Rep. Limit	True Value	Orig. Value	Calc. Result	Units	F
Aroclor 1016	0.231		0.5	0.20020		115.4	% REC	
Aroclor 1260	0.241		0.5	0.20020		120.4	% REC	

QC Type	Description	Reag. Code	Lab ID	Dilution Factor	Date	Time
MS	Matrix Spike	P960918A	962529-5	10	09/24/96	0632

Parameter/Test Description	QC Result	QC Result	Rep. Limit	True Value	Orig. Value	Calc. Result	Units	F
Aroclor 1254	2.136		0.5	0.20000	ND	1068.0	% REC	Y

QC Type	Description	Reag. Code	Lab ID	Dilution Factor	Date	Time
MSD	Matrix Spike Duplicate	P960918A	962529-5	10	09/24/96	0701

Parameter/Test Description	QC Result	QC Result	Rep. Limit	True Value	Orig. Value	Calc. Result	Units	F
Aroclor 1254	2.324	2.136	0.5	0.20000	ND	1162.0	% REC	Y
						8.09	RPD	

The analytical results, opinions or interpretations contained in this report are based upon information and material supplied by the client for whose exclusive and confidential use this report has been made. The analytical results, opinions or interpretations expressed represent the best judgment of Core Laboratories. Core Laboratories, however, makes no warranty or representation, express or implied, of any type, and expressly disclaims same as to the productivity, proper operations or profitableness of any oil, gas, coal, or other mineral property, well or sand, in connection with which such report is used or relied upon for any reason whatsoever. This report shall not be reproduced, in whole or in part, without the written approval of Core Laboratories.

CORE LABORATORIES

SURROGATE RECOVERIES REPORT

Job Number.: 962511 Report Date: 10/01/96

CUSTOMER: Daniel B. Stephens & Associates PROJECT: 6033.2 ENRON-ROSWELL ATTN: Bob Marley

Method.....: SW-846 8240 Batch.....: 13271
Method Code.....: 8240 Analyst.....: bfr

Surrogate	Units
4-Bromofluorobenzene	ug/L

Lab ID	Matrix	QC Type	Dilution	Result	True Value	Percent Recovery	Flag	Date	Time
	Solid	MB		49.57	50.179	98.8		09/13/96	1455
962472-1	Solid			50.38	50.179	100.4		09/13/96	2102
962472-3	Solid			49.28	50.179	98.2		09/13/96	2133
962472-5	Solid			50.11	50.179	99.9		09/13/96	2204
962472-5	Solid	MS		50.84	50.179	101.3		09/13/96	2235
962472-5	Solid	MSD		50.97	50.179	101.6		09/13/96	2307
962511-7	Solid			51.45	50.179	102.5		09/13/96	2338
962511-13	Solid			50.78	50.179	101.2		09/14/96	0009
962511-18	Solid			51.34	50.179	102.3		09/14/96	1240

Surrogate	Units
Dibromofluoromethane	ug/L

Lab ID	Matrix	QC Type	Dilution	Result	True Value	Percent Recovery	Flag	Date	Time
	Solid	MB		49.45	50.219	98.5		09/13/96	1455
962472-1	Solid			51.41	50.219	102.4		09/13/96	2102
962472-3	Solid			50.98	50.219	101.5		09/13/96	2133
962472-5	Solid			51.75	50.219	103.0		09/13/96	2204
962472-5	Solid	MS		51.48	50.219	102.5		09/13/96	2235
962472-5	Solid	MSD		52.35	50.219	104.2		09/13/96	2307
962511-7	Solid			51.56	50.219	102.7		09/13/96	2338
962511-13	Solid			51.66	50.219	102.9		09/14/96	0009
962511-18	Solid			52.35	50.219	104.2		09/14/96	1240

Surrogate	Units
Toluene-d8	ug/L

Lab ID	Matrix	QC Type	Dilution	Result	True Value	Percent Recovery	Flag	Date	Time
	Solid	MB		51.49	50.204	102.6		09/13/96	1455
962472-1	Solid			52.01	50.204	103.6		09/13/96	2102
962472-3	Solid			51.98	50.204	103.5		09/13/96	2133
962472-5	Solid			51.45	50.204	102.5		09/13/96	2204
962472-5	Solid	MS		51.75	50.204	103.1		09/13/96	2235
962472-5	Solid	MSD		52.10	50.204	103.8		09/13/96	2307
962511-7	Solid			52.37	50.204	104.3		09/13/96	2338
962511-13	Solid			52.15	50.204	103.9		09/14/96	0009
962511-18	Solid			52.04	50.204	103.7		09/14/96	1240

The analytical results, opinions or interpretations contained in this report are based upon information and material supplied by the client for whose exclusive and confidential use this report has been made. The analytical results, opinions or interpretations expressed represent the best judgement of Core Laboratories. Core Laboratories, however, makes no warranty or representation, express or implied, of any type, and expressly disclaims same as to the productivity, proper operations or profitableness of any oil, gas, or other mineral property, well or sand in connection with which such report is used or relied upon for any reason whatsoever. This report shall not be reproduced, in whole or in part, without the written approval of Core Laboratories.

CORE LABORATORIES

SURROGATE RECOVERIES REPORT

Job Number.: 962511 Report Date: 10/01/96

CUSTOMER: Daniel B. Stephens & Associates PROJECT: 6033.2 ENRON-ROSWELL ATTN: Bob Marley

Method.....: SW-846 8270 Batch.....: 13556
Method Code.....: 8270 Analyst.....: mla

Surrogate	Units
2,4,6-Tribromophenol	ug/L

Lab ID	Matrix	QC Type	Dilution	Result	True Value	Percent Recovery	Flag	Date	Time
	Solid	LCS	1.00	87.73	100.01	88		09/21/96	1614
	Solid	MB	1.00	78.67	100.01	79		09/21/96	1713
962510-1	Solid		1.00	65.91	100.01	66		09/21/96	1813
962510-1	Solid	MS	1.00	68.49	100.01	68		09/21/96	1912
962510-1	Solid	MSD	1.00	70.89	100.01	71		09/21/96	2012
962510-3	Solid		1.00	63.92	100.01	64		09/21/96	2111
962511-6	Solid		1.00	77.49	100.01	77		09/21/96	2210
962511-13	Solid		1.00	69.20	100.01	69		09/21/96	2309
962511-18	Solid		1.00	70.68	100.01	71		09/22/96	0008

Surrogate	Units
2-Fluorobiphenyl	ug/L

Lab ID	Matrix	QC Type	Dilution	Result	True Value	Percent Recovery	Flag	Date	Time
	Solid	LCS	1.00	32.59	50.01	65		09/21/96	1614
	Solid	MB	1.00	37.45	50.01	75		09/21/96	1713
962510-1	Solid		1.00	29.34	50.01	59		09/21/96	1813
962510-1	Solid	MS	1.00	24.66	50.01	49		09/21/96	1912
962510-1	Solid	MSD	1.00	28.92	50.01	58		09/21/96	2012
962510-3	Solid		1.00	26.92	50.01	54		09/21/96	2111
962511-6	Solid		1.00	29.88	50.01	60		09/21/96	2210
962511-13	Solid		1.00	33.96	50.01	68		09/21/96	2309
962511-18	Solid		1.00	35.23	50.01	70		09/22/96	0008

Surrogate	Units
2-Fluorophenol	ug/L

Lab ID	Matrix	QC Type	Dilution	Result	True Value	Percent Recovery	Flag	Date	Time
	Solid	LCS	1.00	55.02	100.00	55		09/21/96	1614
	Solid	MB	1.00	79.73	100.00	80		09/21/96	1713
962510-1	Solid		1.00	67.62	100.00	68		09/21/96	1813
962510-1	Solid	MS	1.00	52.38	100.00	52		09/21/96	1912
962510-1	Solid	MSD	1.00	70.85	100.00	71		09/21/96	2012
962510-3	Solid		1.00	47.61	100.00	48		09/21/96	2111
962511-6	Solid		1.00	61.20	100.00	61		09/21/96	2210
962511-13	Solid		1.00	71.66	100.00	72		09/21/96	2309
962511-18	Solid		1.00	72.82	100.00	73		09/22/96	0008

The analytical results, opinions or interpretations contained in this report are based upon information and material supplied by the client for whose exclusive and confidential use this report has been made. The analytical results, opinions or interpretations expressed represent the best judgment of Core Laboratories. Core Laboratories, however, makes no warranty or representation, express or implied, of any type, and expressly disclaims same as to the productivity, proper operations or profitableness of any oil, gas, coal or other mineral property, well or sand in connection with which such report is used or relied upon for any reason whatsoever. This report shall not be reproduced, in whole or in part, without the approval of Core Laboratories.

CORE LABORATORIES

S U R R O G A T E R E C O V E R I E S R E P O R T

Job Number.: 962511 | Report Date: 10/01/96

CUSTOMER: Daniel B. Stephens & Associates | PROJECT: 6033.2 ENRON-ROSWELL | ATTN: Bob Marley

Surrogate	Units
Nitrobenzene-d5	ug/L

Lab ID	Matrix	QC Type	Dilution	Result	True Value	Percent Recovery	Flag	Date	Time
	Solid	LCS	1.00	26.53	50.05	53		09/21/96	1614
	Solid	MB	1.00	38.03	50.05	76		09/21/96	1713
962510-1	Solid		1.00	28.77	50.05	57		09/21/96	1813
962510-1	Solid	MS	1.00	23.63	50.05	47		09/21/96	1912
962510-1	Solid	MSD	1.00	29.40	50.05	59		09/21/96	2012
962510-3	Solid		1.00	23.43	50.05	47		09/21/96	2111
962511-6	Solid		1.00	29.99	50.05	60		09/21/96	2210
962511-13	Solid		1.00	33.07	50.05	66		09/21/96	2309
962511-18	Solid		1.00	34.22	50.05	68		09/22/96	0008

Surrogate	Units
Phenol-d6	ug/L

Lab ID	Matrix	QC Type	Dilution	Result	True Value	Percent Recovery	Flag	Date	Time
	Solid	LCS	1.00	55.92	100.02	56		09/21/96	1614
	Solid	MB	1.00	77.06	100.02	77		09/21/96	1713
962510-1	Solid		1.00	63.66	100.02	64		09/21/96	1813
962510-1	Solid	MS	1.00	48.64	100.02	49		09/21/96	1912
962510-1	Solid	MSD	1.00	69.27	100.02	69		09/21/96	2012
962510-3	Solid		1.00	49.65	100.02	50		09/21/96	2111
962511-6	Solid		1.00	59.45	100.02	59		09/21/96	2210
962511-13	Solid		1.00	68.99	100.02	69		09/21/96	2309
962511-18	Solid		1.00	72.48	100.02	72		09/22/96	0008

Surrogate	Units
Terphenyl-d14	ug/L

Lab ID	Matrix	QC Type	Dilution	Result	True Value	Percent Recovery	Flag	Date	Time
	Solid	LCS	1.00	50.42	50.00	101		09/21/96	1614
	Solid	MB	1.00	47.83	50.00	96		09/21/96	1713
962510-1	Solid		1.00	45.60	50.00	91		09/21/96	1813
962510-1	Solid	MS	1.00	44.21	50.00	88		09/21/96	1912
962510-1	Solid	MSD	1.00	44.37	50.00	89		09/21/96	2012
962510-3	Solid		1.00	41.18	50.00	82		09/21/96	2111
962511-6	Solid		1.00	44.91	50.00	90		09/21/96	2210
962511-13	Solid		1.00	45.24	50.00	90		09/21/96	2309
962511-18	Solid		1.00	44.34	50.00	89		09/22/96	0008

The analytical results, opinions or interpretations contained in this report are based upon information and material supplied by the client for whose exclusive and confidential use this report has been made. The analytical results, opinions or interpretations expressed represent the best judgment of Core Laboratories. Core Laboratories, however, makes no warranty or representation, express or implied, of any type, and expressly disclaims same as to the productivity, proper operations or profitableness of any oil, gas, or other mineral, property, well, or sand in connection with which such report is used or relied upon for any reason whatsoever. This report shall not be reproduced, in whole or in part, without the written approval of Core Laboratories.

CORE LABORATORIES

SURROGATE RECOVERIES REPORT

Job Number.: 962511 Report Date: 10/01/96

CUSTOMER: Daniel B. Stephens & Associates PROJECT: 6033.2 ENRON-ROSWELL ATTN: Bob Marley

Method.....: SW-846 8080 Batch.....: 13641
Method Code.....: 8080PC Analyst.....: smc

Surrogate	Units
2,4,5,6-Tetrachloro-m-xylene	ug/L

Lab ID	Matrix	QC Type	Dilution	Result	True Value	Percent Recovery	Flag	Date	Time
		MB		0.0185	0.02004	92		09/23/96	2219
		LCS		0.0216	0.02004	108		09/23/96	2248
962511-6	Solid			0.0185	0.02004	92		09/23/96	2317
962511-13	Solid			0.0180	0.02004	90		09/23/96	2346
962511-18	Solid			0.0185	0.02004	92		09/24/96	0015
962585-1	Solid			0.0172	0.02004	86		09/24/96	0044
962585-2	Solid			0.0171	0.02004	85		09/24/96	0113
962585-8	Solid			0.0164	0.02004	82		09/24/96	0142
962585-9	Solid			0.0169	0.02004	84		09/24/96	0211
962585-10	Solid			0.0152	0.02004	76		09/24/96	0240
962585-16	Solid			0.0173	0.02004	86		09/24/96	0407
962585-17	Solid			0.0163	0.02004	81		09/24/96	0436
962585-18	Solid			0.0155	0.02004	77		09/24/96	0505
962529-4	Solid			0.0130	0.02004	65		09/24/96	0534
962529-5	Solid			0.0143	0.02004	71		09/24/96	0603
962529-5	Solid	MS		0.0167	0.02004	83		09/24/96	0632
962529-5	Solid	MSD		0.0120	0.02004	60		09/24/96	0701
962529-6	Solid			0.0127	0.02004	63		09/24/96	0730

Surrogate	Units
4,4'-Dichlorobiphenyl	ug/L

Lab ID	Matrix	QC Type	Dilution	Result	True Value	Percent Recovery	Flag	Date	Time
		MB		0.0203	0.02004	101		09/23/96	2219
		LCS		0.0224	0.02004	112		09/23/96	2248
962511-6	Solid			0.0201	0.02004	100		09/23/96	2317
962511-13	Solid			0.0191	0.02004	95		09/23/96	2346
962511-18	Solid			0.0199	0.02004	99		09/24/96	0015
962585-1	Solid			0.0190	0.02004	95		09/24/96	0044
962585-2	Solid			0.0201	0.02004	100		09/24/96	0113
962585-8	Solid			0.0184	0.02004	92		09/24/96	0142
962585-9	Solid			0.0196	0.02004	98		09/24/96	0211
962585-10	Solid			0.01858	0.02004	93		09/24/96	0240
962585-16	Solid			0.0203	0.02004	101		09/24/96	0407
962585-17	Solid			0.0195	0.02004	97		09/24/96	0436
962585-18	Solid			0.0193	0.02004	96		09/24/96	0505
962529-4	Solid			0.0163	0.02004	81		09/24/96	0534
962529-5	Solid			0.0161	0.02004	80		09/24/96	0603
962529-5	Solid	MS		0.0147	0.02004	73		09/24/96	0632
962529-5	Solid	MSD		0.0123	0.02004	61		09/24/96	0701
962529-6	Solid			0.0143	0.02004	71		09/24/96	0730

The analytical results, opinions or interpretations contained in this report are based upon information and material supplied by the client for whose exclusive and confidential use this report has been made. The analytical results, opinions or interpretations expressed represent the best judgment of Core Laboratories. Core Laboratories, however, makes no warranty or representation, express or implied, of any type, and expressly disclaims same as to the productivity, proper operations or profitableness of any oil, gas, water or other mineral, property, well or sand in connection with which such report is used or relied upon for any reason whatsoever. This report shall not be reproduced, in whole or in part, without the written approval of Core Laboratories.

CORE LABORATORIES

QUALITY ASSURANCE METHODS

REFERENCES AND NOTES

Report Date: 10/01/96

Volatile Organics

Method 602/8020

Surrogate Recovery Limits

	Water	Soil
Bromofluorobenzene	89-110%	78-123%

Spike/Spike Duplicate Recovery Limits

	Water	Soil
Benzene	39-150%	75-125%
Ethylbenzene	32-160%	60-140%
Toluene	46-148%	70-130%
Xylenes	75-125%	61-139%

Method 8015 Modified

Spike/Spike Duplicate Recovery Limits

	Water	Soil
TVPH	81-124%	48-152%
TEPH	54-135%	54-135%

Method 624/8240/8260

Surrogate Recovery Limits

	Water	Soil
Dibromofluoromethane	86-118%	80-120%
Toluene-(d8)	88-110%	81-117%
4-Bromofluorobenzene	86-115%	74-121%

Spike/Spike Duplicate Recovery & RPD Limits

	Water		Soil	
	Recovery	RPD	Recovery	RPD
1,1-Dichloroethene	61-145%	14	59-172%	22
Trichloroethene	71-120%	14	62-137%	24
Benzene	76-127%	11	66-142%	21
Toluene	76-125%	13	59-139%	21
Chlorobenzene	75-130%	13	60-133%	21

Pesticides/PCB Organics

Method 608/8080

Surrogate Recovery Limits

	Water	Soil
Tetrachloro-m-xylene	60-150%	60-150%
4,4'-Dichlorobiphenyl	60-150%	60-150%

Method 8140

Surrogate Recovery Limits

	Water	Soil
Tributylphosphate	36-152%	36-152%
Triphenylphosphate	40-152%	40-152%

Base/Neutral/Acid Organics

Method 625/8270

Surrogate Recovery Limits

	Water	Soil
Nitrobenzene-d5	35-114%	23-120%
2-Fluorobiphenyl	43-116%	30-115%
4-Terphenyl-d14	33-141%	18-137%
Phenol-d6	10-94%	24-113%
2-Fluorophenol	21-100%	25-121%
2,4,6-Tribromophenol	10-123%	19-122%

The analytical results, opinions or interpretations contained in this report are based upon information and material supplied by the client for whose exclusive and confidential use this report has been made. The analytical results, opinions or interpretations expressed represent the best judgment of Core Laboratories. Core Laboratories, however, makes no warranty or representation, express or implied, of any type, and expressly disclaims same as to the productivity, proper operations or profitableness of any oil, gas, other mineral, property, well or sand in connection with which such report is used or relied upon for any reason whatsoever. This report shall not be reproduced, in whole or in part, without the written approval of Core Laboratories.

QUALITY ASSURANCE METHODS

REFERENCES AND NOTES

Report Date: 10/01/96

Matrix Spike/Matrix Spike Duplicate Recovery & RPD Limits

	Water		Soil	
	Recovery	RPD	Recovery	RPD
Phenol	12-110%	42	26-90%	35
2-Chlorophenol	27-123%	40	25-102%	50
1,4-Dichlorobenzene	36-97%	28	28-104%	27
N-Nitroso-di-n-propylamine	41-116%	38	41-126%	38
1,2,4-Trichlorobenzene	39-98%	28	38-107%	23
4-Chloro-3-methylphenol	23-97%	42	26-103%	33
Acenaphthene	46-118%	31	31-137%	19
4-Nitrophenol	10-80%	50	11-114%	50
2,4-Dintrotoluene	24-96%	38	28-89%	47
Pentachlorophenol	9-103%	50	17-109%	47
Pyrene	26-127%	31	35-142%	36

The analytical results, opinions or interpretations contained in this report are based upon information and material supplied by the client for whose exclusive and confidential use this report has been made. The analytical results, opinions or interpretations expressed represent the best judgment of Core Laboratories. Core Laboratories, however, makes no warranty or representation, express or implied, of any type, and expressly disclaims same as to the productivity, proper operations or profitableness of any oil, gas, or other mineral, property, well, or sand, in connection with which such report is used or relied upon for any reason whatsoever. This report shall not be reproduced, in whole or in part, without the written approval of Core Laboratories.

CORE LABORATORIES

QUALITY ASSURANCE METHODS

REFERENCES AND NOTES

Report Date: 10/01/96

(1) EPA 600/4-79-020, Methods for Chemical Analysis of Water and Wastes, March 1983

(2) EPA SW-846, Test Methods for Evaluating Solid Waste, Third Edition, 1989

(3) Standard Methods for The Examination of Water and Wastewater, 17th Edition, 1989

(4) EPA 600/4-80-032, Prescribed Procedures For Measurement Of Radioactivity In Drinking Water, August 1980

(5) EPA 600/8-78-017, Microbiological Methods For Monitoring The Environment, December 1978

(6) Federal Register, July 1, 1990 (40 CFR Part 136)

(7) EPA 600/4-88-03, Methods For The Determination of Organics Compounds in Drinking Water, December 1988

(8) U.S.G.S. Methods For Determination of Inorganic Substances In Water And Fluvial Sediments, Book 5, Chapter A1, 1985

(9) Federal Register, Friday, June 7, 1991 (40 CFR Parts 141 & 142)

(10) Standard Methods For The Examination of Water and Wastewater, 16th Edition, 1985

(11) ASTM, Section 11 Water and Environmental Technology, Volume 11.01 Water (1), 1991

(12) Methods of Soil Analysis, American Society of Agronomy, Agronomy No. 9, 1965

(13) EPA SW-846, Test Methods For Evaluating Solid Waste, Third Edition, Revision 1, November 1990

(14) ASTM, Section 5, Petroleum Products, Lubricants, and Fossil Fuels, Volume 05.05, Gaseous Fuels, Coal, and Coke

(15) EPA 600/2-78-054, Field and Laboratory Methods Applicable To Overburdens and Mine Soils, March 1978

(16) ASTM, Part 19, Soils and Rocks; Building Stones, 1981

Comments: Data in the QA report may differ from final results due to digestion and/or dilution of sample into analytical ranges. The "Time Analyzed" in the QA report refers to the start time of the analytical batch which may not reflect the actual time of each analysis. The "Date Analyzed" is the actual date of analysis. Results for soil and sludge samples are reported on a wet weight basis (i.e. not corrected for percent moisture) unless otherwise indicated.

NC = Not Calculable Due to Value(s) lower than the Detection Limit.

BLANK QC SAMPLE IDENTIFICATION

The analytical results, opinions or interpretations contained in this report are based upon information and material supplied by the client for whose exclusive and confidential use this report has been made. The analytical results, opinions or interpretations expressed represent the best judgment of Core Laboratories. Core Laboratories, however, makes no warranty or representation, express or implied, of any type, and expressly disclaims same as to the productivity, proper operations or profitableness of any oil, gas, or other mineral, property, well, mine or sand in connection with which such report is used or relied upon for any reason whatsoever. This report shall not be reproduced, in whole or in part, without the written approval of Core Laboratories.

QUALITY ASSURANCE METHODS

REFERENCES AND NOTES

Report Date: 10/01/96

MB	Method Blank
ICB	Initial Calibration Blank
CCB	Continuing Calibration Blank

SPIKE QC SAMPLE IDENTIFICATION

MS	Method (Matrix) Spike
MSD	Method (Matrix) Spike Duplicate
PDS	Post Digestion Spike
SB	Spiked Blank
SBD	Spike Blank Duplicate

REFERENCE STANDARD QC SAMPLE IDENTIFICATION

LCS	Laboratory Control Standard
RS	Reference Standard
ICV	Initial Calibration Verification Standard
CCV	Continuing Calibration Verification Standard
ISA/ISB	ICP Interface Check Sample
ICL	Initial Calibration/Laboratory Control Sample
DSC	Distilled Standard Check

DUPLICATE QC SAMPLE IDENTIFICATION

MD	Method (Matrix) Duplicate
ED	Extraction Duplicate
DD	Digestion Duplicate

Analyses performed by a subcontract laboratory are indicated on the analytical and/or quality control reports under "technician" using the following codes:

SUBCONTRACT LABORATORY	CODE
Core Laboratories - Anaheim, CA	* AN
Core Laboratories - Casper, WY	* CA
Core Laboratories - Corpus Christi, TX	* CC
Core Laboratories - Houston, TX	* HP
Core Laboratories - Lake Charles, LA	* LC
Core Laboratories - Long Beach, CA	* LB
Other Subcontract Laboratories	* XX

EXPLANATION OF DATA FLAGS

B - This flag is used to indicate that an analyte is present in the method blank as well as in the sample. It indicates that the client should consider this when evaluating the results.

D - This flag indicates that surrogates were diluted out of calibration range and cannot be quantified.

E - Indicates that a sample result is an estimate because the concentration exceeded the calibration range of the instrument.

I - Used to indicate matrix interference.

J - Indicates that a value is an estimate. It is used when a compound is determined to be present based on the mass spectral data, but at a concentration less than the practical quantitation limit of the method.

The analytical results, opinions or interpretations contained in this report are based upon information and material supplied by the client for whose exclusive and confidential use this report has been made. The analytical results, opinions or interpretations expressed represent the best judgment of Core Laboratories. Core Laboratories, however, makes no warranty or representation, express or implied, of any type, and expressly disclaims same as to the productivity, proper operations or profitableness of any oil, gas, or other mineral property, well, or sand in connection with which such report is used or relied upon for any reason whatsoever. This report shall not be reproduced, in whole or in part, without the written approval of Core Laboratories.

QUALITY ASSURANCE METHODS

REFERENCES AND NOTES

Report Date: 10/01/96

This flag is also used when estimating the concentration of a tentatively identified compound.

X - Indicates that a surrogate recovery is outside the specified quality control limits.

Y - Used to identify a spike or spike duplicate recovery that is outside the specified quality control limits.

Z - Indicates a relative percent difference for a spike and spike duplicate is outside the specified quality control limits.

* - Indicates a relative percent difference for a duplicate analysis is outside the specified quality control limits.

^ - Used to indicate that a standard is outside specified quality control limits.

The analytical results, opinions or interpretations contained in this report are based upon information and material supplied by the client for whose exclusive and confidential use this report has been made. The analytical results, opinions or interpretations expressed represent the best judgment of Core Laboratories. Core Laboratories, however, makes no warranty or representation, express or implied, of any type, and expressly disclaims same as to the productivity, proper operations or profitableness of any oil, gas, coal or other mineral property, well or sand in connection with which such report is used or relied upon for any reason whatsoever. This report shall not be reproduced, in whole or in part, without the written approval of Core Laboratories.

Job Number 962537
October 10, 1996

CORE LABORATORIES

ANALYTICAL REPORT

JOB NUMBER: 962537

Prepared For:

Daniel B. Stephens & Associates
6020 Academy NE
Suite 100
Albuquerque, NM 87109

Attention: Bob Marley

Date: 10/10/96

Don Morris
Signature

October 10, 1996
Date

Name: Don L. Morris

Title: Project Manager

CORE LABORATORIES, INC.
10703 East Bethany Drive
Aurora, CO 80014

PHONE: (303) 751-1780
FAX: (303) 751-1784

The analytical results, opinions or interpretations contained in this report are based upon information and material supplied by the client for whose exclusive and confidential use this report has been made. The analytical results, opinions or interpretations expressed represent the best judgment of Core Laboratories. Core Laboratories, however, makes no warranty or representation, express or implied, of any type, and expressly disclaims same as to the productivity, proper operations or profitableness of any oil, gas, coal or other mineral property, well or sand in connection with which such report is used or relied upon for any reason whatsoever. This report shall not be reproduced, in whole or in part, without the written approval of Core Laboratories.

CORELAB

CORE LABORATORIES, INC.

No. 77452

CHAIN OF CUSTODY RECORD

CUSTOMER INFORMATION

COMPANY: DANIEL B. STEPHENS & ASSOC.
SEND REPORT TO: BOB MARLEY
ADDRESS: 6020 ACADEMY NE #100
ALBUQUERQUE NM
87109
PHONE: 505-822-9400
FAX: 505-822-8877

PROJECT INFORMATION

PROJECT NAME/NUMBER: ENRON ROSWELL

BILLING INFORMATION

BILL TO: GEORGE ROBINSON
ADDRESS: ENRON ENVIRONMENTAL AFFAIRS
1400 SMITH ST, HUSTON
PHONE: 713-646-7327 77024
FAX:
PO NO.:

LAB JOB NO. 962537

SAMPLE NO.	SAMPLE ~~DESCRIPTION~~ I.D.	SAMPLE DATE	SAMPLE TIME	SAMPLE MATRIX	CONTAINER	PRESERV.	NUMBER OF CONTAINERS	8015 (TPH)	8240 (VOCs)	8080, 8270, metals, 8015						REMARKS / PRECAUTIONS
1	MW-13@10'	9/13/96	0735	SOIL	250ml GLASS	NONE	1	X								
2	MW-13@15	9/13/96	0750	SOIL	4oz GLASS 8oz GLASS	NONE	2		X	X						
3	MW-13@20	9/13/96	0805	SOIL	250ml GLASS	NONE	1	X								
4	MW-13@30	9/13/96	0830	SOIL	250ml GLASS	NONE	1	X								
5	MW-13@40	9/13/96	0850	SOIL	250ml GLASS	NONE	1	X								
6	MW-13@50	9/13/96	0915	SOIL	250ml GLASS	NONE	1	X								
7	MW-13@60	9/13/96		SOIL	~~4oz GLASS~~ 8oz GLASS	NONE	2		X	X						
																temp 3.3°c

SAMPLER: Clarence Pigman
SHIPMENT METHOD: FED EX
AIRBILL NO.: 8648336023

REQUIRED TURNAROUND:* [ ] SAME DAY [ ] 24 HOURS [ ] 48 HOURS [ ] 72 HOURS [ ] 5 DAYS [ ] 10 DAYS [X] ROUTINE OTHER

1. RELINQUISHED BY:	DATE	2. RELINQUISHED BY:	DATE	3. RELINQUISHED BY:	DATE
SIGNATURE: Clarence Pigman	9/13/96	SIGNATURE:		SIGNATURE:	
PRINTED NAME/COMPANY: CLARENCE PIGMAN DBS&A	TIME	PRINTED NAME/COMPANY:	TIME	PRINTED NAME/COMPANY:	TIME
1. RECEIVED BY:	DATE	**2. RECEIVED BY:**	DATE	**3. RECEIVED BY:**	DATE
SIGNATURE: Michelle Weatherford	9/14/96	SIGNATURE:		SIGNATURE:	
PRINTED NAME/COMPANY: CORE	TIME 1130	PRINTED NAME/COMPANY:	TIME	PRINTED NAME/COMPANY:	TIME

* RUSH TURNAROUND MAY REQUIRE SURCHARGE

☐ **Anaheim, CA** 1250 E. Gene Autry Way Anaheim, CA 92805 (714) 937-1094 Fax (714) 937-1170
☐ **Aurora, CO** 10703 E. Bethany Drive Aurora, CO 80014 (303) 751-1780 Fax (303) 751-1784
☐ **Casper, WY** 420 W. First Street Casper, WY 82601 (307) 235-5741 Fax (307) 266-1676
☐ **Corpus Christi, TX** 1733 N. Padre Island Drive Corpus Christi, TX 78408 (512) 289-2673 Fax (512) 289-2471
☐ **Edison, NJ** 284 Raritan Center Parkway Edison, NJ 08837 (908) 225-6700 Fax (908) 225-6777
☐ **Houston, TX (Env)** 6310 Rothway Drive Houston, TX 77040 (713) 690-4444 Fax (713) 690-5646
☐ **Houston, TX (Pet)** 8210 Mosley Road Houston, TX 77075 (713) 943-9776 Fax (713) 943-3846
☐ **Indianapolis, IN** 7726 Moller Road Indianapolis, IN 46268 (317) 875-5894 Fax (317) 872-6189
☐ **Lake Charles, LA** 3645 Beglis Parkway Sulphur, LA 70663 (318) 583-4926 Fax (318) 583-4929
☐ **Long Beach, CA** 3700 Cherry Avenue Long Beach, CA 90807 (310) 595-8401 Fax (310) 427-5174
☐ **Tampa, FL** 5460 Beaumont Center Blvd. Tampa, FL 33634 (813)884-8268 Fax (813) 885-4938
☐ **Valparaiso, IN** 2400 Cumberland Drive Valparaiso, IN 46383 (219) 464-2389 Fax (219) 462-2953

ORIGINAL

CORE LABORATORIES

SAMPLE DELIVERY GROUP NARRATIVE

October 9, 1996

Customer: Daniel B. Stephens & Associates
Project: ENRON ROSWELL
Core Laboratories Project Number: 962537

Method 8080 PCB Analysis:

The samples in this project were initially logged in for pesticide analysis only. As a result, the samples were prepared with a pesticide MS/MSD instead of a PCB MS/MSD. However, there was an MS/MSD prepared in a different prep batch within the required 5 percent frequency.

James H. Travis
Laboratory Manager

Michael L. Armstrong
Laboratory Supervisor

The analytical results, opinions or interpretations contained in this report are based upon information and material supplied by the client for whose exclusive and confidential use this report has been made. The analytical results, opinions or interpretations expressed represent the best judgment of Core Laboratories. Core Laboratories, however, makes no warranty or representation, express or implied, of any type, and expressly disclaims same as to the productivity, proper operations or profitableness of any oil, gas or other mineral property, well or sand in connection with which such report is used or relied upon for any reason whatsoever. This report shall not be reproduced, in whole or in part, without the written approval of Core Laboratories

CORE LABORATORIES

SAMPLE INFORMATION
Date: 10/10/96

Job Number.: 962537
Customer ..: Daniel B. Stephens & Associates
Attn.....: Bob Marley

Project Number.....: 96000156
Customer Project ID....: ENRON ROSWELL
Project Description....: DB Stevens/Enron

Laboratory Sample ID	Customer Sample ID	Sample Matrix	Date Sampled	Time Sampled	Date Received	Time Received
962537-1	MW-13 @ 10'	Soil	09/13/96	07:35	09/14/96	11:30
962537-2	MW-13 @ 15'	Soil	09/13/96	07:50	09/14/96	11:30
962537-3	MW-13 @ 20'	Soil	09/13/96	08:05	09/14/96	11:30
962537-4	MW-13 @ 30'	Soil	09/13/96	08:30	09/14/96	11:30
962537-5	MW-13 @ 40'	Soil	09/13/96	08:50	09/14/96	11:30
962537-6	MW-13 @ 50'	Soil	09/13/96	09:15	09/14/96	11:30
962537-7	MW-13 @ 60'	Soil	09/13/96	12:45	09/14/96	11:30

The analytical results, opinions or interpretations contained in this report are based upon information and material supplied by the client for whose exclusive and confidential use this report has been made. The analytical results, opinions or interpretations expressed represent the best judgment of Core Laboratories. Core Laboratories, however, makes no warranty or representation, express or implied, of any type, and expressly disclaims same as to the productivity, proper operations or profitableness of any oil, gas, coal or other mineral property, well or sand in connection with which such report is used or relied upon for any reason whatsoever. This report shall not be reproduced, in whole or in part, without the written approval of Core Laboratories.

CORE LABORATORIES

LABORATORY TEST RESULTS

Job Number: 962537 Date: 10/10/96

CUSTOMER: Daniel B. Stephens & Associates PROJECT: ENRON ROSWELL ATTN: Bob Marley

Customer Sample ID: MW-13 @ 10'
Date Sampled.....: 09/13/96
Time Sampled.....: 07:35
Sample Matrix.....: Soil

Laboratory Sample ID: 962537-1
Date Received.....: 09/14/96
Time Received.....: 11:30

TEST METHOD	PARAMETER/TEST DESCRIPTION	SAMPLE RESULT	REPORTING LIMIT	UNITS	DATE	TECH
EPA 418.1	Total Recoverable Petroleum Hydrocarbons, Solid	38	10.	mg/Kg	09/25/96	jbd

The analytical results, opinions or interpretations contained in this report are based upon information and material supplied by the client for whose exclusive and confidential use this report has been made. The analytical results, opinions or interpretations expressed represent the best judgment of Core Laboratories. Core Laboratories, however, makes no warranty or representation, express or implied, of any type, and expressly disclaims same as to the productivity, proper operations or profitableness of any oil, gas, coal or other mineral property, well or sand in connection with which such report is used or relied upon for any reason whatsoever. This report shall not be reproduced, in whole or in part, without the written approval of Core Laboratories

CORE LABORATORIES

LABORATORY TEST RESULTS

Job Number: 962537 Date: 10/10/96

CUSTOMER: Daniel B. Stephens & Associates PROJECT: ENRON ROSWELL ATTN: Bob Marley

Customer Sample ID: MW-13 @ 15'
Date Sampled.....: 09/13/96
Time Sampled.....: 07:50
Sample Matrix.....: Soil

Laboratory Sample ID: 962537-2
Date Received.....: 09/14/96
Time Received.....: 11:30

TEST METHOD	PARAMETER/TEST DESCRIPTION	SAMPLE RESULT	REPORTING LIMIT	UNITS	DATE	TECH
SW-846 3050	Acid Digestion: Solids, Solid	Complete			09/18/96	lmt
SW-846 6010A	Arsenic (As), Solid	9	5	mg/Kg	09/27/96	gag
SW-846 6010A	Barium (Ba), Solid	230	1	mg/Kg	09/27/96	gag
SW-846 6010A	Cadmium (Cd), Solid	<0.5	0.5	mg/Kg	09/27/96	gag
SW-846 6010A	Chromium (Cr), Solid	7	1	mg/Kg	09/27/96	gag
SW-846 6010A	Copper (Cu), Solid	8	1	mg/Kg	09/27/96	gag
SW-846 6010A	Lead (Pb), Solid	14	5	mg/Kg	09/27/96	gag
SW-846 7471	Mercury (Hg), Solid	<0.10	0.10	mg/Kg	09/18/96	lmt
SW-846 6010A	Selenium (Se), Solid	<10	10	mg/Kg	09/27/96	gag
SW-846 6010A	Silver (Ag), Solid	<1	1	mg/Kg	09/27/96	gag
SW-846 6010A	Zinc (Zn), Solid	33	1	mg/Kg	09/27/96	gag
EPA 418.1	Total Recoverable Petroleum Hydrocarbons, Solid	17000	1000	mg/Kg	09/25/96	jbd
SW-846 3550	Extraction (Ultrasonic) Chlor. Pest.					
	Ultrasonic Extraction	Complete			09/25/96	jbd
SW-846 8080	Pesticide/PCB Analysis (Organochlorine)					
	Aroclor 1016, Solid	ND	170	ug/Kg	09/26/96	smc
	Aroclor 1221, Solid	ND	170	ug/Kg	09/26/96	smc
	Aroclor 1232, Solid	ND	170	ug/Kg	09/26/96	smc
	Aroclor 1242, Solid	ND	170	ug/Kg	09/26/96	smc
	Aroclor 1248, Solid	ND	170	ug/Kg	09/26/96	smc
	Aroclor 1254, Solid	ND	170	ug/Kg	09/26/96	smc
	Aroclor 1260, Solid	ND	170	ug/Kg	09/26/96	smc
SW-846 3550	Extraction (Ultrasonic) SVOCs					
	Ultrasonic Extraction	Complete			09/20/96	jbd
SW-846 8270	Semivolatile Organics					
	Acenaphthene, Solid	ND	3300	ug/Kg	09/30/96	dmj
	Acenaphthylene, Solid	ND	3300	ug/Kg	09/30/96	dmj
	Anthracene, Solid	ND	3300	ug/Kg	09/30/96	dmj
	Benzidine, Solid	ND	16500	ug/Kg	09/30/96	dmj
	Benzo(a)anthracene, Solid	ND	3300	ug/Kg	09/30/96	dmj
	Benzo(b)fluoranthene, Solid	ND	3300	ug/Kg	09/30/96	dmj
	Benzo(k)fluoranthene, Solid	ND	3300	ug/Kg	09/30/96	dmj
	Benzo(ghi)perylene, Solid	ND	3300	ug/Kg	09/30/96	dmj

The analytical results, opinions or interpretations contained in this report are based upon information and material supplied by the client for whose exclusive and confidential use this report has been made. The analytical results, opinions or interpretations expressed represent the best judgment of Core Laboratories. Core Laboratories, however, makes no warranty or representation, express or implied, of any type, and expressly disclaims same as to the productivity, proper operations or profitableness of any oil, gas, coal or other mineral property, well or sand in connection with which such report is used or relied upon for any reason whatsoever. This report shall not be reproduced, in whole or in part, without the written approval of Core Laboratories

CORE LABORATORIES

LABORATORY TEST RESULTS

Job Number: 962537 Date: 10/10/96

CUSTOMER: Daniel B. Stephens & Associates PROJECT: ENRON ROSWELL ATTN: Bob Marley

Customer Sample ID: MW-13 @ 15'
Date Sampled.....: 09/13/96
Time Sampled.....: 07:50
Sample Matrix.....: Soil

Laboratory Sample ID: 962537-2
Date Received.....: 09/14/96
Time Received.....: 11:30

TEST METHOD	PARAMETER/TEST DESCRIPTION	SAMPLE RESULT	REPORTING LIMIT	UNITS	DATE	TECH
	Benzo(a)pyrene, Solid	ND	3300	ug/Kg	09/30/96	dmj
	Benzyl alcohol, Solid	ND	3300	ug/Kg	09/30/96	dmj
	Butyl benzyl phthalate, Solid	ND	3300	ug/Kg	09/30/96	dmj
	Bis(2-chloroethoxy)methane, Solid	ND	3300	ug/Kg	09/30/96	dmj
	Bis(2-chloroethyl)ether, Solid	ND	3300	ug/Kg	09/30/96	dmj
	Bis(2-chloroisopropyl)ether, Solid	ND	3300	ug/Kg	09/30/96	dmj
	Bis(2-ethylhexyl)phthalate, Solid	ND	3300	ug/Kg	09/30/96	dmj
	4-Bromophenyl phenyl ether, Solid	ND	3300	ug/Kg	09/30/96	dmj
	4-Chloroaniline, Solid	ND	3300	ug/Kg	09/30/96	dmj
	2-Chloronaphthalene, Solid	ND	3300	ug/Kg	09/30/96	dmj
	4-Chlorophenyl phenyl ether, Solid	ND	3300	ug/Kg	09/30/96	dmj
	Chrysene, Solid	ND	3300	ug/Kg	09/30/96	dmj
	Dibenzo(a,h)anthracene, Solid	ND	3300	ug/Kg	09/30/96	dmj
	Dibenzofuran, Solid	ND	3300	ug/Kg	09/30/96	dmj
	1,2-Dichlorobenzene, Solid	ND	3300	ug/Kg	09/30/96	dmj
	1,3-Dichlorobenzene, Solid	ND	3300	ug/Kg	09/30/96	dmj
	1,4-Dichlorobenzene, Solid	ND	3300	ug/Kg	09/30/96	dmj
	3,3-Dichlorobenzidine, Solid	ND	3300	ug/Kg	09/30/96	dmj
	Diethyl phthalate, Solid	ND	3300	ug/Kg	09/30/96	dmj
	Dimethyl phthalate, Solid	ND	3300	ug/Kg	09/30/96	dmj
	Di-n-butyl phthalate, Solid	ND	3300	ug/Kg	09/30/96	dmj
	Di-n-octyl phthalate, Solid	ND	3300	ug/Kg	09/30/96	dmj
	2,4-Dinitrotoluene, Solid	ND	3300	ug/Kg	09/30/96	dmj
	2,6-Dinitrotoluene, Solid	ND	3300	ug/Kg	09/30/96	dmj
	Fluoranthene, Solid	ND	3300	ug/Kg	09/30/96	dmj
	Fluorene, Solid	ND	3300	ug/Kg	09/30/96	dmj
	Hexachlorobenzene, Solid	ND	3300	ug/Kg	09/30/96	dmj
	Hexachlorobutadiene, Solid	ND	3300	ug/Kg	09/30/96	dmj
	Hexachlorocyclopentadiene, Solid	ND	3300	ug/Kg	09/30/96	dmj
	Hexachloroethane, Solid	ND	3300	ug/Kg	09/30/96	dmj
	Indeno(1,2,3-cd)pyrene, Solid	ND	3300	ug/Kg	09/30/96	dmj
	Isophorone, Solid	ND	3300	ug/Kg	09/30/96	dmj
	2-Methylnaphthalene, Solid	ND	3300	ug/Kg	09/30/96	dmj
	Naphthalene, Solid	ND	3300	ug/Kg	09/30/96	dmj
	o-Nitroaniline, Solid	ND	16500	ug/Kg	09/30/96	dmj
	m-Nitroaniline, Solid	ND	16500	ug/Kg	09/30/96	dmj
	p-Nitroaniline, Solid	ND	16500	ug/Kg	09/30/96	dmj
	Nitrobenzene, Solid	ND	3300	ug/Kg	09/30/96	dmj
	n-Nitrosodi-n-propylamine, Solid	ND	3300	ug/Kg	09/30/96	dmj
	n-Nitrosodiphenylamine, Solid	ND	3300	ug/Kg	09/30/96	dmj
	Phenanthrene, Solid	ND	3300	ug/Kg	09/30/96	dmj
	Pyrene, Solid	ND	3300	ug/Kg	09/30/96	dmj
	1,2,4-Trichlorobenzene, Solid	ND	3300	ug/Kg	09/30/96	dmj
	Benzoic acid, Solid	ND	16500	ug/Kg	09/30/96	dmj
	4-Chloro-3-methylphenol, Solid	ND	3300	ug/Kg	09/30/96	dmj
	2-Chlorophenol, Solid	ND	3300	ug/Kg	09/30/96	dmj
	2,4-Dichlorophenol, Solid	ND	3300	ug/Kg	09/30/96	dmj
	2,4-Dimethylphenol, Solid	ND	3300	ug/Kg	09/30/96	dmj
	2,4-Dinitrophenol, Solid	ND	16500	ug/Kg	09/30/96	dmj

The analytical results, opinions or interpretations contained in this report are based upon information and material supplied by the client for whose exclusive and confidential use this report has been made. The analytical results, opinions or interpretations expressed represent the best judgment of Core Laboratories. Core Laboratories, however, makes no warranty or representation, express or implied, of any type, and expressly disclaims same as to the productivity, proper operations or profitableness of any oil, gas, coal or other minerals, property, well or land in connection with which such report is used or relied upon for any reason whatsoever. This report shall not be reproduced, in whole or in part, without the written approval of Core Laboratories.

CORE LABORATORIES

LABORATORY TEST RESULTS

Job Number: 962537 Date: 10/10/96

CUSTOMER: Daniel B. Stephens & Associates PROJECT: ENRON ROSWELL ATTN: Bob Marley

Customer Sample ID: MW-13 @ 15'
Date Sampled.....: 09/13/96
Time Sampled.....: 07:50
Sample Matrix.....: Soil

Laboratory Sample ID: 962537-2
Date Received.....: 09/14/96
Time Received.....: 11:30

TEST METHOD	PARAMETER/TEST DESCRIPTION	SAMPLE RESULT	REPORTING LIMIT	UNITS	DATE	TECH
	2-Methyl-4,6-dinitrophenol, Solid	ND	16500	ug/Kg	09/30/96	dmj
	2-Methylphenol (o-cresol), Solid	ND	3300	ug/Kg	09/30/96	dmj
	4-Methylphenol (p-cresol), Solid	ND	3300	ug/Kg	09/30/96	dmj
	2-Nitrophenol, Solid	ND	3300	ug/Kg	09/30/96	dmj
	4-Nitrophenol, Solid	ND	16500	ug/Kg	09/30/96	dmj
	Pentachlorophenol, Solid	ND	16500	ug/Kg	09/30/96	dmj
	Phenol, Solid	ND	3300	ug/Kg	09/30/96	dmj
	2,4,5-Trichlorophenol, Solid	ND	3300	ug/Kg	09/30/96	dmj
	2,4,6-Trichlorophenol, Solid	ND	3300	ug/Kg	09/30/96	dmj
SW-846 8240	Volatile Organics					
	Acetone, Solid	330	100.	ug/Kg	09/19/96	bfr
	Benzene, Solid	22	1.	ug/Kg	09/19/96	bfr
	Bromodichloromethane, Solid	ND	5.	ug/Kg	09/19/96	bfr
	Bromoform, Solid	ND	5.	ug/Kg	09/19/96	bfr
	Bromomethane, Solid	ND	10.	ug/Kg	09/19/96	bfr
	Methyl ethyl ketone (2-Butanone), Solid	ND	100.	ug/Kg	09/19/96	bfr
	Carbon disulfide, Solid	ND	5.	ug/Kg	09/19/96	bfr
	Carbon tetrachloride, Solid	ND	5.	ug/Kg	09/19/96	bfr
	Chlorobenzene, Solid	ND	5.	ug/Kg	09/19/96	bfr
	Chloroethane, Solid	ND	10.	ug/Kg	09/19/96	bfr
	2-Chloroethylvinyl ether, Solid	ND	10.	ug/Kg	09/19/96	bfr
	Chloroform, Solid	ND	5.	ug/Kg	09/19/96	bfr
	Chloromethane, Solid	ND	10.	ug/Kg	09/19/96	bfr
	Dibromochloromethane, Solid	ND	5.	ug/Kg	09/19/96	bfr
	1,1-Dichloroethane, Solid	16	5.	ug/Kg	09/19/96	bfr
	1,2-Dichloroethane, Solid	ND	5.	ug/Kg	09/19/96	bfr
	1,1-Dichloroethene, Solid	ND	5.	ug/Kg	09/19/96	bfr
	trans-1,2-Dichloroethene, Solid	ND	5.	ug/Kg	09/19/96	bfr
	1,2-Dichloropropane, Solid	ND	5.	ug/Kg	09/19/96	bfr
	cis-1,3-Dichloropropene, Solid	ND	5.	ug/Kg	09/19/96	bfr
	trans-1,3-Dichloropropene, Solid	ND	5.	ug/Kg	09/19/96	bfr
	Ethylbenzene, Solid	20	5.	ug/Kg	09/19/96	bfr
	2-Hexanone, Solid	ND	50.	ug/Kg	09/19/96	bfr
	Methylene chloride, Solid	ND	5.	ug/Kg	09/19/96	bfr
	4-Methyl-2-pentanone (MIBK), Solid	ND	50.	ug/Kg	09/19/96	bfr
	Styrene, Solid	ND	5.	ug/Kg	09/19/96	bfr
	1,1,2,2-Tetrachloroethane, Solid	ND	5.	ug/Kg	09/19/96	bfr
	Tetrachloroethene, Solid	130	5.	ug/Kg	09/19/96	bfr
	Toluene, Solid	180	5.	ug/Kg	09/19/96	bfr
	1,1,1-Trichloroethane, Solid	120	5.	ug/Kg	09/19/96	bfr
	1,1,2-Trichloroethane, Solid	ND	5.	ug/Kg	09/19/96	bfr
	Trichloroethene, Solid	ND	5.	ug/Kg	09/19/96	bfr
	Vinyl acetate, Solid	ND	50.	ug/Kg	09/19/96	bfr
	Vinyl chloride, Solid	ND	10.	ug/Kg	09/19/96	bfr
	Xylenes (total), Solid	200	5.	ug/Kg	09/19/96	bfr

The analytical results, opinions or interpretations contained in this report are based upon information and material supplied by the client for whose exclusive and confidential use this report has been made. The analytical results, opinions or interpretations expressed represent the best judgment of Core Laboratories. Core Laboratories, however, makes no warranty or representation, express or implied, of any type, and expressly disclaims same as to the productivity, proper operations or profitableness of any oil, gas, coal or other mineral property, well or sand in connection with which such report is used or relied upon for any reason whatsoever. This report shall not be reproduced, in whole or in part, without the written approval of Core Laboratories.

CORE LABORATORIES

LABORATORY TEST RESULTS

Job Number: 962537

Date: 10/10/96

CUSTOMER: Daniel B. Stephens & Associates

PROJECT: ENRON ROSWELL

ATTN: Bob Marley

Customer Sample ID: MW-13 @ 20'
Date Sampled.....: 09/13/96
Time Sampled.....: 08:05
Sample Matrix.....: Soil

Laboratory Sample ID: 962537-3
Date Received.....: 09/14/96
Time Received.....: 11:30

TEST METHOD	PARAMETER/TEST DESCRIPTION	SAMPLE RESULT	REPORTING LIMIT	UNITS	DATE	TECH
EPA 418.1	Total Recoverable Petroleum Hydrocarbons, Solid	4700	250	mg/Kg	09/25/96	jbd

The analytical results, opinions or interpretations contained in this report are based upon information and material supplied by the client for whose exclusive and confidential use this report has been made. The analytical results, opinions or interpretations expressed represent the best judgment of Core Laboratories. Core Laboratories, however, makes no warranty or representation, express or implied, of any type, and expressly disclaims same as to the productivity, proper operations or profitableness of any oil, gas, coal or other mineral property, well or sand in connection with which such report is used or relied upon for any reason whatsoever. This report shall not be reproduced, in whole or in part, without the written approval of Core Laboratories.

CORE LABORATORIES

LABORATORY TEST RESULTS

Job Number: 962537

Date: 10/10/96

CUSTOMER: Daniel B. Stephens & Associates

PROJECT: ENRON ROSWELL

ATTN: Bob Marley

Customer Sample ID: MW-13 @ 30'
Date Sampled.....: 09/13/96
Time Sampled.....: 08:30
Sample Matrix.....: Soil

Laboratory Sample ID: 962537-4
Date Received.....: 09/14/96
Time Received.....: 11:30

TEST METHOD	PARAMETER/TEST DESCRIPTION	SAMPLE RESULT	REPORTING LIMIT	UNITS	DATE	TECH
EPA 418.1	Total Recoverable Petroleum Hydrocarbons, Solid	200	10.	mg/Kg	09/25/96	jbd

The analytical results, opinions or interpretations contained in this report are based upon information and material supplied by the client for whose exclusive and confidential use this report has been made. The analytical results, opinions or interpretations expressed represent the best judgment of Core Laboratories. Core Laboratories, however, makes no warranty or representation, express or implied, of any type, and expressly disclaims same as to the productivity, proper operations or profitableness of any oil, gas, mine or other mineral property, well or mine in connection with which such report is used or relied upon for any reason whatsoever. This report shall not be reproduced, in whole or in part, without the written approval of Core Laboratories.

CORE LABORATORIES

LABORATORY TEST RESULTS

Job Number: 962537

Date: 10/10/96

CUSTOMER: Daniel B. Stephens & Associates PROJECT: ENRON ROSWELL ATTN: Bob Marley

Customer Sample ID: MW-13 @ 40'
Date Sampled.....: 09/13/96
Time Sampled.....: 08:50
Sample Matrix.....: Soil

Laboratory Sample ID: 962537-5
Date Received.....: 09/14/96
Time Received.....: 11:30

TEST METHOD	PARAMETER/TEST DESCRIPTION	SAMPLE RESULT	REPORTING LIMIT	UNITS	DATE	TECH
EPA 418.1	Total Recoverable Petroleum Hydrocarbons, Solid	33	10.	mg/Kg	09/25/96	jbd

The analytical results, opinions or interpretations contained in this report are based upon information and material supplied by the client for whose exclusive and confidential use this report has been made. The analytical results, opinions or interpretations expressed represent the best judgment of Core Laboratories. Core Laboratories, however, makes no warranty or representation, express or implied, of any type, and expressly disclaims same as to the productivity, proper operations or profitableness of any oil, gas, coal or other mineral property, well or sand in connection with which such report is used or relied upon for any reason whatsoever. This report shall not be reproduced, in whole or in part, without the written approval of Core Laboratories.

CORE LABORATORIES

LABORATORY TEST RESULTS

Job Number: 962537

Date: 10/10/96

CUSTOMER: Daniel B. Stephens & Associates PROJECT: ENRON ROSWELL ATTN: Bob Marley

Customer Sample ID: MW-13 @ 50'
Date Sampled.....: 09/13/96
Time Sampled.....: 09:15
Sample Matrix.....: Soil

Laboratory Sample ID: 962537-6
Date Received.....: 09/14/96
Time Received.....: 11:30

TEST METHOD	PARAMETER/TEST DESCRIPTION	SAMPLE RESULT	REPORTING LIMIT	UNITS	DATE	TECH
EPA 418.1	Total Recoverable Petroleum Hydrocarbons, Solid	60	10.	mg/Kg	09/25/96	jbd

The analytical results, opinions or interpretations contained in this report are based upon information and material supplied by the client for whose exclusive and confidential use this report has been made. The analytical results, opinions or interpretations expressed represent the best judgment of Core Laboratories. Core Laboratories, however, makes no warranty or representation, express or implied, of any type, and expressly disclaims same as to the productivity, proper operations or profitableness of any oil, gas, coal or other mineral property, well or sand in connection with which such report is used or relied upon for any reason whatsoever. This report shall not be reproduced, in whole or in part, without the written approval of Core Laboratories

CORE LABORATORIES

LABORATORY TEST RESULTS

Job Number: 962537 Date: 10/10/96

CUSTOMER: Daniel B. Stephens & Associates PROJECT: ENRON ROSWELL ATTN: Bob Marley

Customer Sample ID: MW-13 @ 60'
Date Sampled.....: 09/13/96
Time Sampled.....: 12:45
Sample Matrix.....: Soil

Laboratory Sample ID: 962537-7
Date Received.....: 09/14/96
Time Received.....: 11:30

TEST METHOD	PARAMETER/TEST DESCRIPTION	SAMPLE RESULT	REPORTING LIMIT	UNITS	DATE	TECH
SW-846 3050	Acid Digestion: Solids, Solid	Complete			09/18/96	lmt
SW-846 6010A	Arsenic (As), Solid	<5	5	mg/Kg	09/27/96	gag
SW-846 6010A	Barium (Ba), Solid	159	1	mg/Kg	09/27/96	gag
SW-846 6010A	Cadmium (Cd), Solid	<0.5	0.5	mg/Kg	09/27/96	gag
SW-846 6010A	Chromium (Cr), Solid	8	1	mg/Kg	09/27/96	gag
SW-846 6010A	Copper (Cu), Solid	7	1	mg/Kg	09/27/96	gag
SW-846 6010A	Lead (Pb), Solid	6	5	mg/Kg	09/27/96	gag
SW-846 7471	Mercury (Hg), Solid	<0.10	0.10	mg/Kg	09/18/96	lmt
SW-846 6010A	Selenium (Se), Solid	<10	10	mg/Kg	09/27/96	gag
SW-846 6010A	Silver (Ag), Solid	<1	1	mg/Kg	09/27/96	gag
SW-846 6010A	Zinc (Zn), Solid	25	1	mg/Kg	09/27/96	gag
EPA 418.1	Total Recoverable Petroleum Hydrocarbons, Solid	42	10.	mg/Kg	09/25/96	jbd
SW-846 3550	Extraction (Ultrasonic) Chlor. Pest.					
	Ultrasonic Extraction	Complete			09/25/96	jbd
SW-846 8080	Pesticide/PCB Analysis (Organochlorine)					
	Aroclor 1016, Solid	ND	17	ug/Kg	09/26/96	smc
	Aroclor 1221, Solid	ND	17	ug/Kg	09/26/96	smc
	Aroclor 1232, Solid	ND	17	ug/Kg	09/26/96	smc
	Aroclor 1242, Solid	ND	17	ug/Kg	09/26/96	smc
	Aroclor 1248, Solid	ND	17	ug/Kg	09/26/96	smc
	Aroclor 1254, Solid	ND	17	ug/Kg	09/26/96	smc
	Aroclor 1260, Solid	ND	17	ug/Kg	09/26/96	smc
SW-846 3550	Extraction (Ultrasonic) SVOCs					
	Ultrasonic Extraction	Complete			09/20/96	jbd
SW-846 8270	Semivolatile Organics					
	Acenaphthene, Solid	ND	330	ug/Kg	09/30/96	dmj
	Acenaphthylene, Solid	ND	330	ug/Kg	09/30/96	dmj
	Anthracene, Solid	ND	330	ug/Kg	09/30/96	dmj
	Benzidine, Solid	ND	1650	ug/Kg	09/30/96	dmj
	Benzo(a)anthracene, Solid	ND	330	ug/Kg	09/30/96	dmj
	Benzo(b)fluoranthene, Solid	ND	330	ug/Kg	09/30/96	dmj
	Benzo(k)fluoranthene, Solid	ND	330	ug/Kg	09/30/96	dmj
	Benzo(ghi)perylene, Solid	ND	330	ug/Kg	09/30/96	dmj

The analytical results, opinions or interpretations contained in this report are based upon information and material supplied by the client for whose exclusive and confidential use this report has been made. The analytical results, opinions or interpretations expressed represent the best judgment of Core Laboratories. Core Laboratories, however, makes no warranty or representation, express or implied, of any type, and expressly disclaims same as to the productivity, proper operations or profitableness of any oil, gas, coal or other mineral, property, well or sand in connection with which such report is used or relied upon for any reason whatsoever. This report shall not be reproduced, in whole or in part, without the written approval of Core Laboratories.

CORE LABORATORIES

LABORATORY TEST RESULTS

Job Number: 962537 Date: 10/10/96

CUSTOMER: Daniel B. Stephens & Associates PROJECT: ENRON ROSWELL ATTN: Bob Marley

Customer Sample ID: MW-13 @ 60'
Date Sampled.....: 09/13/96
Time Sampled.....: 12:45
Sample Matrix.....: Soil

Laboratory Sample ID: 962537-7
Date Received.....: 09/14/96
Time Received.....: 11:30

TEST METHOD	PARAMETER/TEST DESCRIPTION	SAMPLE RESULT	REPORTING LIMIT	UNITS	DATE	TECH
	Benzo(a)pyrene, Solid	ND	330	ug/Kg	09/30/96	dmj
	Benzyl alcohol, Solid	ND	330	ug/Kg	09/30/96	dmj
	Butyl benzyl phthalate, Solid	ND	330	ug/Kg	09/30/96	dmj
	Bis(2-chloroethoxy)methane, Solid	ND	330	ug/Kg	09/30/96	dmj
	Bis(2-chloroethyl)ether, Solid	ND	330	ug/Kg	09/30/96	dmj
	Bis(2-chloroisopropyl)ether, Solid	ND	330	ug/Kg	09/30/96	dmj
	Bis(2-ethylhexyl)phthalate, Solid	ND	330	ug/Kg	09/30/96	dmj
	4-Bromophenyl phenyl ether, Solid	ND	330	ug/Kg	09/30/96	dmj
	4-Chloroaniline, Solid	ND	330	ug/Kg	09/30/96	dmj
	2-Chloronaphthalene, Solid	ND	330	ug/Kg	09/30/96	dmj
	4-Chlorophenyl phenyl ether, Solid	ND	330	ug/Kg	09/30/96	dmj
	Chrysene, Solid	ND	330	ug/Kg	09/30/96	dmj
	Dibenzo(a,h)anthracene, Solid	ND	330	ug/Kg	09/30/96	dmj
	Dibenzofuran, Solid	ND	330	ug/Kg	09/30/96	dmj
	1,2-Dichlorobenzene, Solid	ND	330	ug/Kg	09/30/96	dmj
	1,3-Dichlorobenzene, Solid	ND	330	ug/Kg	09/30/96	dmj
	1,4-Dichlorobenzene, Solid	ND	330	ug/Kg	09/30/96	dmj
	3,3-Dichlorobenzidine, Solid	ND	330	ug/Kg	09/30/96	dmj
	Diethyl phthalate, Solid	ND	330	ug/Kg	09/30/96	dmj
	Dimethyl phthalate, Solid	ND	330	ug/Kg	09/30/96	dmj
	Di-n-butyl phthalate, Solid	ND	330	ug/Kg	09/30/96	dmj
	Di-n-octyl phthalate, Solid	ND	330	ug/Kg	09/30/96	dmj
	2,4-Dinitrotoluene, Solid	ND	330	ug/Kg	09/30/96	dmj
	2,6-Dinitrotoluene, Solid	ND	330	ug/Kg	09/30/96	dmj
	Fluoranthene, Solid	ND	330	ug/Kg	09/30/96	dmj
	Fluorene, Solid	ND	330	ug/Kg	09/30/96	dmj
	Hexachlorobenzene, Solid	ND	330	ug/Kg	09/30/96	dmj
	Hexachlorobutadiene, Solid	ND	330	ug/Kg	09/30/96	dmj
	Hexachlorocyclopentadiene, Solid	ND	330	ug/Kg	09/30/96	dmj
	Hexachloroethane, Solid	ND	330	ug/Kg	09/30/96	dmj
	Indeno(1,2,3-cd)pyrene, Solid	ND	330	ug/Kg	09/30/96	dmj
	Isophorone, Solid	ND	330	ug/Kg	09/30/96	dmj
	2-Methylnaphthalene, Solid	ND	330	ug/Kg	09/30/96	dmj
	Naphthalene, Solid	ND	330	ug/Kg	09/30/96	dmj
	o-Nitroaniline, Solid	ND	1650	ug/Kg	09/30/96	dmj
	m-Nitroaniline, Solid	ND	1650	ug/Kg	09/30/96	dmj
	p-Nitroaniline, Solid	ND	1650	ug/Kg	09/30/96	dmj
	Nitrobenzene, Solid	ND	330	ug/Kg	09/30/96	dmj
	n-Nitrosodi-n-propylamine, Solid	ND	330	ug/Kg	09/30/96	dmj
	n-Nitrosodiphenylamine, Solid	ND	330	ug/Kg	09/30/96	dmj
	Phenanthrene, Solid	ND	330	ug/Kg	09/30/96	dmj
	Pyrene, Solid	ND	330	ug/Kg	09/30/96	dmj
	1,2,4-Trichlorobenzene, Solid	ND	330	ug/Kg	09/30/96	dmj
	Benzoic acid, Solid	ND	1650	ug/Kg	09/30/96	dmj
	4-Chloro-3-methylphenol, Solid	ND	330	ug/Kg	09/30/96	dmj
	2-Chlorophenol, Solid	ND	330	ug/Kg	09/30/96	dmj
	2,4-Dichlorophenol, Solid	ND	330	ug/Kg	09/30/96	dmj
	2,4-Dimethylphenol, Solid	ND	330	ug/Kg	09/30/96	dmj
	2,4-Dinitrophenol, Solid	ND	1650	ug/Kg	09/30/96	dmj

The analytical results, opinions or interpretations contained in this report are based upon information and material supplied by the client for whose exclusive and confidential use this report has been made. The analytical results, opinions or interpretations expressed represent the best judgment of Core Laboratories. Core Laboratories, however, makes no warranty or representation, express or implied, of any type, and expressly disclaims same as to the productivity, proper operations or profitableness of any oil, gas, or other mineral, property, well or sand in connection with which such report is used or relied upon for any reason whatsoever. This report shall not be reproduced, in whole or in part, without the written approval of Core Laboratories.

CORE LABORATORIES

LABORATORY TEST RESULTS

Job Number: 962537 Date: 10/10/96

CUSTOMER: Daniel B. Stephens & Associates PROJECT: ENRON ROSWELL ATTN: Bob Marley

Customer Sample ID: MW-13 @ 60'
Date Sampled.....: 09/13/96
Time Sampled.....: 12:45
Sample Matrix.....: Soil

Laboratory Sample ID: 962537-7
Date Received.....: 09/14/96
Time Received.....: 11:30

TEST METHOD	PARAMETER/TEST DESCRIPTION	SAMPLE RESULT	REPORTING LIMIT	UNITS	DATE	TECH
	2-Methyl-4,6-dinitrophenol, Solid	ND	1650	ug/Kg	09/30/96	dmj
	2-Methylphenol (o-cresol), Solid	ND	330	ug/Kg	09/30/96	dmj
	4-Methylphenol (p-cresol), Solid	ND	330	ug/Kg	09/30/96	dmj
	2-Nitrophenol, Solid	ND	330	ug/Kg	09/30/96	dmj
	4-Nitrophenol, Solid	ND	1650	ug/Kg	09/30/96	dmj
	Pentachlorophenol, Solid	ND	1650	ug/Kg	09/30/96	dmj
	Phenol, Solid	ND	330	ug/Kg	09/30/96	dmj
	2,4,5-Trichlorophenol, Solid	ND	330	ug/Kg	09/30/96	dmj
	2,4,6-Trichlorophenol, Solid	ND	330	ug/Kg	09/30/96	dmj
SW-846 8240	Volatile Organics					
	Acetone, Solid	ND	100.	ug/Kg	09/19/96	bfr
	Benzene, Solid	13	1.	ug/Kg	09/19/96	bfr
	Bromodichloromethane, Solid	ND	5.	ug/Kg	09/19/96	bfr
	Bromoform, Solid	ND	5.	ug/Kg	09/19/96	bfr
	Bromomethane, Solid	ND	10.	ug/Kg	09/19/96	bfr
	Methyl ethyl ketone (2-Butanone), Solid	ND	100.	ug/Kg	09/19/96	bfr
	Carbon disulfide, Solid	ND	5.	ug/Kg	09/19/96	bfr
	Carbon tetrachloride, Solid	ND	5.	ug/Kg	09/19/96	bfr
	Chlorobenzene, Solid	ND	5.	ug/Kg	09/19/96	bfr
	Chloroethane, Solid	ND	10.	ug/Kg	09/19/96	bfr
	2-Chloroethylvinyl ether, Solid	ND	10.	ug/Kg	09/19/96	bfr
	Chloroform, Solid	ND	5.	ug/Kg	09/19/96	bfr
	Chloromethane, Solid	ND	10.	ug/Kg	09/19/96	bfr
	Dibromochloromethane, Solid	ND	5.	ug/Kg	09/19/96	bfr
	1,1-Dichloroethane, Solid	ND	5.	ug/Kg	09/19/96	bfr
	1,2-Dichloroethane, Solid	ND	5.	ug/Kg	09/19/96	bfr
	1,1-Dichloroethene, Solid	ND	5.	ug/Kg	09/19/96	bfr
	trans-1,2-Dichloroethene, Solid	ND	5.	ug/Kg	09/19/96	bfr
	1,2-Dichloropropane, Solid	ND	5.	ug/Kg	09/19/96	bfr
	cis-1,3-Dichloropropene, Solid	ND	5.	ug/Kg	09/19/96	bfr
	trans-1,3-Dichloropropene, Solid	ND	5.	ug/Kg	09/19/96	bfr
	Ethylbenzene, Solid	ND	5.	ug/Kg	09/19/96	bfr
	2-Hexanone, Solid	ND	50.	ug/Kg	09/19/96	bfr
	Methylene chloride, Solid	ND	5.	ug/Kg	09/19/96	bfr
	4-Methyl-2-pentanone (MIBK), Solid	ND	50.	ug/Kg	09/19/96	bfr
	Styrene, Solid	ND	5.	ug/Kg	09/19/96	bfr
	1,1,2,2-Tetrachloroethane, Solid	ND	5.	ug/Kg	09/19/96	bfr
	Tetrachloroethene, Solid	ND	5.	ug/Kg	09/19/96	bfr
	Toluene, Solid	ND	5.	ug/Kg	09/19/96	bfr
	1,1,1-Trichloroethane, Solid	ND	5.	ug/Kg	09/19/96	bfr
	1,1,2-Trichloroethane, Solid	ND	5.	ug/Kg	09/19/96	bfr
	Trichloroethene, Solid	ND	5.	ug/Kg	09/19/96	bfr
	Vinyl acetate, Solid	ND	50.	ug/Kg	09/19/96	bfr
	Vinyl chloride, Solid	ND	10.	ug/Kg	09/19/96	bfr
	Xylenes (total), Solid	ND	5.	ug/Kg	09/19/96	bfr

The analytical results, opinions or interpretations contained in this report are based upon information and material supplied by the client for whose exclusive and confidential use this report has been made. The analytical results, opinions or interpretations expressed represent the best judgment of Core Laboratories. Core Laboratories, however, makes no warranty or representation, express or implied, of any type, and expressly disclaims same as to the productivity, proper operations or profitableness of any oil, gas, or other mineral property, well or sand in connection with which such report is used or relied upon for any reason whatsoever. This report shall not be reproduced, in whole or in part, without the written approval of Core Laboratories.

CORE LABORATORIES

QUALITY CONTROL RESULTS

Job Number: 962537 Date: 10/10/96

CUSTOMER: Daniel B. Stephens & Associates PROJECT: ENRON ROSWELL ATTN: Bob Marley

Test Method.....: SW-846 7471 Batch.....: 13362 Analyst...: lmt
Method Description.: Mercury (CVAA) Reporting Limit...: 0.0002
Parameter.....: Mercury (Hg) Units.....: mg/L

QC	Lab ID	Reagent	QC Result	QC Result	True Value	Orig. Value	Calc. Result	Units	Date/Time
ICV		960624G	0.003681		0.004000		92.0	% REC	09/18/96 1000
ICB		09176	0.000035						09/18/96 1002
MB		0916	0.000035						09/18/96 1004
MS	962510-3	950929N	0.004790		0.005000	0.000035	95.1	% REC	09/18/96 1008
MSD	962510-3	950929N	0.004870	0.00479	0.005000	0.000035	96.7	% REC	09/18/96 1010
							1.7	RPD	
MD	962510-3		0.000035			0.000035	0.00000	ABS Diff.	09/18/96 1011
CCV		950929N	0.004830		0.005000		96.6	% REC	09/18/96 1023
CCB		09186	0.000035						09/18/96 1025
LCS		960097	0.004632		0.003000		154.4	% REC	09/18/96 1027
MB		0917	0.000035						09/18/96 1029
MD	962487-1		0.000193			0.000035	0.00015	ABS Diff.	09/18/96 1032
MS	962487-2	950929N	0.005266		0.005000	0.000312	99.1	% REC	09/18/96 1036
CCV		950929N	0.004790		0.005000		95.8	% REC	09/18/96 1046
CCB		09186	0.000035						09/18/96 1048
MD	962494-1		0.000035			0.000035	0.00000	ABS Diff.	09/18/96 1101
CCV		950929N	0.005187		0.005000		103.7	% REC	09/18/96 1107
CCB		09186	0.000035						09/18/96 1109
MB		0917	0.000035						09/18/96 1112
MB		0917	0.000035						09/18/96 1114
EB		1311	0.000035						09/18/96 1116
ED	962468-3		0.000035			0.000035	0.00000	ABS Diff.	09/18/96 1122
MD	962468-3		0.000035			0.000035	0.00000	ABS Diff.	09/18/96 1124
MS	962468-3	950929N	0.005226		0.005000	0.000035	103.8	% REC	09/18/96 1126
CCV		950929N	0.004790		0.005000		95.8	% REC	09/18/96 1128
CCB		09186	0.000035						09/18/96 1130
EB		1320	0.000035						09/18/96 1131
MS	962377-6	950929N	0.005107		0.005000	0.000035	101.4	% REC	09/18/96 1135
MD	962377-16		0.000035			0.000035	0.00000	ABS Diff.	09/18/96 1139
ED	962377-26		0.000035			0.000035	0.00000	ABS Diff.	09/18/96 1143
CCV		950929N	0.005226		0.005000		104.5	% REC	09/18/96 1150
CCB		09186	0.000035						09/18/96 1152
SB		950929N	0.004751		0.005000		95.0	% REC	09/18/96 1154
SB		950929N	0.004711		0.005000		94.2	% REC	09/18/96 1156
CCV		950929N	0.004790		0.005000		95.8	% REC	09/18/96 1158
CCB		09186	0.000035						09/18/96 1200

Test Method.....: EPA 418.1 Batch.....: 13791 Analyst...: jbd
Method Description.: Total Recoverable Petroleum Hydrocarbons Reporting Limit...: 1.
Parameter.....: Total Recoverable Petroleum Hydrocarbons Units.....: mg/L

QC	Lab ID	Reagent	QC Result	QC Result	True Value	Orig. Value	Calc. Result	Units	Date/Time
ICB		R092396M	0						09/25/96 1500
MB		R092396M	0						09/25/96 1500
CCB		R092396M	0						09/25/96 1500
ICV		940114B	43		45		95.6	% REC	09/25/96 1500
CCV		X960923C	51		50		102.0	% REC	09/25/96 1500
MD	962537-2		165.2261			167.5136	1.4	RPD	09/25/96 1500

The analytical results, opinions or interpretations contained in this report are based upon information and material supplied by the client for whose exclusive and confidential use this report has been made. The analytical results, opinions or interpretations expressed represent the best judgment of Core Laboratories. Core Laboratories, however, makes no warranty or representation, express or implied, of any type, and expressly disclaims same as to the productivity, proper operations or profitableness of any oil, gas, coal or other mineral property, well or sand in connection with which such report is used or relied upon for any reason whatsoever. This report shall not be reproduced, in whole or in part, without the written approval of Core Laboratories.

CORE LABORATORIES

QUALITY CONTROL RESULTS

Job Number: 962537 Date: 10/10/96

CUSTOMER: Daniel B. Stephens & Associates PROJECT: ENRON ROSWELL ATTN: Bob Marley

Test Method.....: SW-846 6010A
Method Description.: Metals Analysis (ICAP)
Parameter.....: Arsenic (As)
Batch.....: 13816
Reporting Limit...: 0.01
Units.....: mg/L
Analyst...: gag

QC	Lab ID	Reagent	QC Result	QC Result	True Value	Orig. Value	Calc. Result	Units	Date/Time
ICV		960429Z	2.08329		2.00		104.2	% REC	09/27/96 1131
ICB		960614M	-0.00015						09/27/96 1313
ISB		960630H	1.02717		1.000		102.7	% REC	09/27/96 1322
CRI		960702Z	0.00118		0.002500		47.2	% REC	09/27/96 1330
MB		0927	-0.00485						09/27/96 1335
LCS		960097	0.79927		0.754		106.0	% REC	09/27/96 1337
MS	962524-1	960917G	0.99602		1.000	0.06416	93.2	% REC	09/27/96 1342
MSD	962524-1	960917G	1.04053	0.99602	1.000	0.06416	97.6	% REC	09/27/96 1344
							4.4	RPD	
MD	962524-2		0.06896			0.06521	5.6	RPD	09/27/96 1349
CCV		960821N	2.50965		2.5		100.4	% REC	09/27/96 1400
CCB		960614M	-0.00372						09/27/96 1415
SD	962524-3		0.01175			0.06987		% Diff.	09/27/96 1422
CRI		960702Z	-0.00308		0.002500		-123.2	% REC	09/27/96 1427
ISB		960630H	1.05158		1.000		105.2	% REC	09/27/96 1431
CCV		960821N	2.50944		2.5		100.4	% REC	09/27/96 1437
CCB		960614M	0.00231						09/27/96 1443
MD	962585-1		0.03995			0.04525	0.00530	ABS Diff.	09/27/96 1514
MS	962585-2	960917G	1.03331		1.000	0.05696	97.6	% REC	09/27/96 1520
CCV		960821N	2.54171		2.5		101.7	% REC	09/27/96 1529
CCB		960614M	-0.00186						09/27/96 1535
MB		0927	0.00116						09/27/96 1543
LCS		960097	0.75426		0.754		100.0	% REC	09/27/96 1547
CCV		960821N	2.54945		2.5		102.0	% REC	09/27/96 1617
CCB		960614M	-0.00306						09/27/96 1625
CCV		960821N	2.56320		2.5		102.5	% REC	09/27/96 1656
CCB		960614M	0.00426						09/27/96 1703
ISB		960630H	1.03396		1.000		103.4	% REC	09/27/96 1714
CCV		960821N	2.54761		2.5		101.9	% REC	09/27/96 1719
CCB		960614M	0.00082						09/27/96 1723

Test Method.....: SW-846 6010A
Method Description.: Metals Analysis (ICAP)
Parameter.....: Barium (Ba)
Batch.....: 13816
Reporting Limit...: 0.001
Units.....: mg/L
Analyst...: gag

QC	Lab ID	Reagent	QC Result	QC Result	True Value	Orig. Value	Calc. Result	Units	Date/Time
ICV		960725M	1.04853		1.00		104.9	% REC	09/27/96 1139
ICB		960614M	0.00023						09/27/96 1313
ISB		960630H	0.58069		0.5000		116.1	% REC	09/27/96 1322
CRI		960702Z	0.00610		0.005000		122.0	% REC	09/27/96 1330
MB		0927	0.00011						09/27/96 1335
LCS		960097	1.09320		1.06		103.1	% REC	09/27/96 1337
MD	962524-2		0.91622			0.90746	1.0	RPD	09/27/96 1349
CCV		960821N	5.17452		5.0		103.5	% REC	09/27/96 1400
CCB		960614M	0.00034						09/27/96 1415
SD	962524-3		0.13633			0.71228	4.3	% Diff.	09/27/96 1422
CRI		960702Z	0.00609		0.005000		121.8	% REC	09/27/96 1427
ISB		960630H	0.59111		0.5000		118.2	% REC	09/27/96 1431
CCV		960821N	5.15800		5.0		103.2	% REC	09/27/96 1437
CCB		960614M	0.00092						09/27/96 1443
MD	962585-1		1.94848			1.87131	4.0	RPD	09/27/96 1514

The analytical results, opinions or interpretations contained in this report are based upon information and material supplied by the client for whose exclusive and confidential use this report has been made. The analytical results, opinions or interpretations expressed represent the best judgment of Core Laboratories. Core Laboratories, however, makes no warranty or representation, express or implied, of any type, and expressly disclaims same as to the productivity, proper operations or profitableness of any oil, gas, coal or other minerals, property, well or sand in connection with which such report is used or relied upon for any reason whatsoever. This report shall not be reproduced, in whole or in part, without the written approval of Core Laboratories.

CORELAB

CORE LABORATORIES

QUALITY CONTROL RESULTS

Job Number: 962537 Date: 10/10/96

CUSTOMER: Daniel B. Stephens & Associates PROJECT: ENRON ROSWELL ATTN: Bob Marley

Test Method.....: SW-846 6010A
Method Description.: Metals Analysis (ICAP)
Parameter.....: Barium (Ba)
Batch.....: 13816
Reporting Limit...: 0.001
Units.....: mg/L
Analyst...: gag

QC	Lab ID	Reagent	QC Result	QC Result	True Value	Orig. Value	Calc. Result	Units	Date/Time
MS	962585-2	960917G	3.28408		1.000	2.15656	112.8	% REC	09/27/96 1520
CCV		960821N	5.18664		5.0		103.7	% REC	09/27/96 1529
CCB		960614M	0.00045						09/27/96 1535
MB		0927	0.00022						09/27/96 1543
LCS		960097	1.02818		1.06		97.0	% REC	09/27/96 1547
CCV		960821N	5.22753		5.0		104.6	% REC	09/27/96 1617
CCB		960614M	0.00046						09/27/96 1625
CCV		960821N	5.20801		5.0		104.2	% REC	09/27/96 1656
CCB		960614M	-0.00057						09/27/96 1703
ISB		960630H	0.57541		0.5000		115.1	% REC	09/27/96 1714
CCV		960821N	5.20570		5.0		104.1	% REC	09/27/96 1719
CCB		960614M	0.00057						09/27/96 1723

Test Method.....: SW-846 6010A
Method Description.: Metals Analysis (ICAP)
Parameter.....: Cadmium (Cd)
Batch.....: 13816
Reporting Limit...: 0.0005
Units.....: mg/L
Analyst...: gag

QC	Lab ID	Reagent	QC Result	QC Result	True Value	Orig. Value	Calc. Result	Units	Date/Time
ICV		960429Z	2.01820		2.00		100.9	% REC	09/27/96 1131
ICB		960614M	0.00023						09/27/96 1313
ISB		960630H	1.01038		1.000		101.0	% REC	09/27/96 1322
CRI		960702Z	0.00011		0.000500		22.0	% REC	09/27/96 1330
MB		0927	-0.00023						09/27/96 1335
LCS		960097	0.46084		0.454		101.5	% REC	09/27/96 1337
MS	962524-1	960917G	0.92801		1.000	0.00471	92.3	% REC	09/27/96 1342
MSD	962524-1	960917G	0.96183	0.92801	1.000	0.00471	95.7	% REC	09/27/96 1344
							3.6	RPD	
MD	962524-2		0.00508			0.00496	2.4	RPD	09/27/96 1349
CCV		960821N	0.97299		1.0		97.3	% REC	09/27/96 1400
CCB		960614M	-0.00036						09/27/96 1415
SD	962524-3		0.00056			0.00520		% Diff.	09/27/96 1422
CRI		960702Z	-0.00000		0.000500		0.0	% REC	09/27/96 1427
ISB		960630H	1.03789		1.000		103.8	% REC	09/27/96 1431
CCV		960821N	0.97846		1.0		97.8	% REC	09/27/96 1437
CCB		960614M	-0.00023						09/27/96 1443
MD	962585-1		0.00255			0.00299	15.9	RPD	09/27/96 1514
MS	962585-2	960917G	0.98180		1.000	0.00464	97.7	% REC	09/27/96 1520
CCV		960821N	0.98463		1.0		98.5	% REC	09/27/96 1529
CCB		960614M	-0.00007						09/27/96 1535
MB		0927	-0.00012						09/27/96 1543
LCS		960097	0.40844		0.454		90.0	% REC	09/27/96 1547
CCV		960821N	0.99919		1.0		99.9	% REC	09/27/96 1617
CCB		960614M	0.00030						09/27/96 1625
CCV		960821N	0.99723		1.0		99.7	% REC	09/27/96 1656
CCB		960614M	-0.00011						09/27/96 1703
ISB		960630H	1.01188		1.000		101.2	% REC	09/27/96 1714
CCV		960821N	1.00241		1.0		100.2	% REC	09/27/96 1719
CCB		960614M	0.00008						09/27/96 1723

The analytical results, opinions or interpretations contained in this report are based upon information and material supplied by the client for whose exclusive and confidential use this report has been made. The analytical results, opinions or interpretations expressed represent the best judgment of Core Laboratories. Core Laboratories, however, makes no warranty or representation, express or implied, of any type, and expressly disclaims same as to the productivity, proper operations or profitableness of any oil, gas, coal, or other mineral property, well or sand in connection with which such report is used or relied upon for any reason whatsoever. This report shall not be reproduced, in whole or in part, without the written approval of Core Laboratories.

CORE LABORATORIES

QUALITY CONTROL RESULTS

Job Number: 962537 Date: 10/10/96

CUSTOMER: Daniel B. Stephens & Associates PROJECT: ENRON ROSWELL ATTN: Bob Marley

Test Method.....: SW-846 6010A
Method Description.: Metals Analysis (ICAP)
Parameter.....: Chromium (Cr)
Batch.....: 13816
Reporting Limit...: 0.005
Units.....: mg/L
Analyst...: gag

QC	Lab ID	Reagent	QC Result	QC Result	True Value	Orig. Value	Calc. Result	Units	Date/Time
ICV		960429Z	1.96086		2.00		98.0	% REC	09/27/96 1131
ICB		960614M	0.00110						09/27/96 1313
ISB		960630H	0.51929		0.5000		103.9	% REC	09/27/96 1322
CRI		960702Z	0.00387		0.002500		154.8	% REC	09/27/96 1330
MB		0927	-0.00027						09/27/96 1335
LCS		960097	0.66785		0.71		94.1	% REC	09/27/96 1337
MS	962524-1	960917G	1.12288		1.000	0.15558	96.7	% REC	09/27/96 1342
MSD	962524-1	960917G	1.17757	1.12288	1.000	0.15558	102.2	% REC	09/27/96 1344
							4.8	RPD	
MD	962524-2		0.14231			0.13586	4.6	RPD	09/27/96 1349
CCV		960821N	2.50689		2.5		100.3	% REC	09/27/96 1400
CCB		960614M	0.00117						09/27/96 1415
SD	962524-3		0.02642			0.12342	-7.0	% Diff.	09/27/96 1422
CRI		960702Z	0.00204		0.002500		81.6	% REC	09/27/96 1427
ISB		960630H	0.56652		0.5000		113.3	% REC	09/27/96 1431
CCV		960821N	2.52304		2.5		100.9	% REC	09/27/96 1437
CCB		960614M	0.00000						09/27/96 1443
MD	962585-1		0.05692			0.06689	16.1	RPD	09/27/96 1514
MS	962585-2	960917G	1.20442		1.000	0.12325	108.1	% REC	09/27/96 1520
CCV		960821N	2.53977		2.5		101.6	% REC	09/27/96 1529
CCB		960614M	-0.00000						09/27/96 1535
MB		0927	0.00117						09/27/96 1543
LCS		960097	0.69157		0.71		97.4	% REC	09/27/96 1547
CCV		960821N	2.57016		2.5		102.8	% REC	09/27/96 1617
CCB		960614M	0.00058						09/27/96 1625
CCV		960821N	2.57633		2.5		103.1	% REC	09/27/96 1656
CCB		960614M	-0.00058						09/27/96 1703
ISB		960630H	0.55439		0.5000		110.9	% REC	09/27/96 1714
CCV		960821N	2.57368		2.5		102.9	% REC	09/27/96 1719
CCB		960614M	-0.00117						09/27/96 1723

Test Method.....: SW-846 6010A
Method Description.: Metals Analysis (ICAP)
Parameter.....: Copper (Cu)
Batch.....: 13816
Reporting Limit...: 0.005
Units.....: mg/L
Analyst...: gag

QC	Lab ID	Reagent	QC Result	QC Result	True Value	Orig. Value	Calc. Result	Units	Date/Time
ICV		960429Z	1.98598		2.00		99.3	% REC	09/27/96 1131
ICB		960614M	-0.00028						09/27/96 1313
ISB		960630H	0.59272		0.5000		118.5	% REC	09/27/96 1322
CRI		960702Z	0.00386		0.005000		77.2	% REC	09/27/96 1330
MB		0927	-0.00154						09/27/96 1335
LCS		960097	1.17346		1.12		104.8	% REC	09/27/96 1337
MS	962524-1	960917G	1.24364		1.000	0.09003	115.4	% REC	09/27/96 1342
MSD	962524-1	960917G	1.28427	1.24364	1.000	0.09003	119.4	% REC	09/27/96 1344
							3.2	RPD	
MD	962524-2		0.07745			0.08745	12.1	RPD	09/27/96 1349
CCV		960821N	2.53865		2.5		101.5	% REC	09/27/96 1400
CCB		960614M	-0.00062						09/27/96 1415
SD	962524-3		0.01327			0.07519		% Diff.	09/27/96 1422
CRI		960702Z	0.00266		0.005000		53.2	% REC	09/27/96 1427
ISB		960630H	0.59678		0.5000		119.4	% REC	09/27/96 1431

The analytical results, opinions or interpretations contained in this report are based upon information and material supplied by the client for whose exclusive and confidential use this report has been made. The analytical results, opinions or interpretations expressed represent the best judgment of Core Laboratories. Core Laboratories, however, makes no warranty or representation, express or implied, of any type, and expressly disclaims same as to the productivity, proper operations or profitableness of any oil, gas, coal, or other mineral, property, well, or sand in connection with which such report is used or relied upon for any reason whatsoever. This report shall not be reproduced, in whole or in part, without the written approval of Core Laboratories.

CORE LABORATORIES

QUALITY CONTROL RESULTS

Job Number: 962537 Date: 10/10/96

CUSTOMER: Daniel B. Stephens & Associates PROJECT: ENRON ROSWELL ATTN: Bob Marley

Test Method.....: SW-846 6010A
Method Description.: Metals Analysis (ICAP)
Parameter.....: Copper (Cu)
Batch.....: 13816
Reporting Limit...: 0.005
Units.....: mg/L
Analyst...: gag

QC	Lab ID	Reagent	QC Result	QC Result	True Value	Orig. Value	Calc. Result	Units	Date/Time
CCV		960821N	2.51624		2.5		100.6	% REC	09/27/96 1437
CCB		960614M	-0.00079						09/27/96 1443
MD	962585-1		0.06295			0.06725	6.6	RPD	09/27/96 1514
MS	962585-2	960917G	1.31110		1.000	0.11534	119.6	% REC	09/27/96 1520
CCV		960821N	2.55093		2.5		102.0	% REC	09/27/96 1529
CCB		960614M	0.00096						09/27/96 1535
CCV		960821N	2.54706		2.5		101.9	% REC	09/27/96 1617
CCB		960614M	0.00022						09/27/96 1625
CCV		960821N	2.55277		2.5		102.1	% REC	09/27/96 1656
CCB		960614M	-0.00005						09/27/96 1703
ISB		960630H	0.58388		0.5000		116.8	% REC	09/27/96 1714
CCV		960821N	2.54689		2.5		101.9	% REC	09/27/96 1719
CCB		960614M	-0.00034						09/27/96 1723

Test Method.....: SW-846 6010A
Method Description.: Metals Analysis (ICAP)
Parameter.....: Lead (Pb)
Batch.....: 13816
Reporting Limit...: 0.003
Units.....: mg/L
Analyst...: gag

QC	Lab ID	Reagent	QC Result	QC Result	True Value	Orig. Value	Calc. Result	Units	Date/Time
ICV		960429Z	2.03052		2.00		101.5	% REC	09/27/96 1131
ICB		960614M	0.00039						09/27/96 1313
ISB		960630H	1.08076		1.000		108.1	% REC	09/27/96 1322
CRI		960702Z	0.00045		0.002500		18.0	% REC	09/27/96 1330
MB		0927	0.00178						09/27/96 1335
LCS		960097	0.53934		0.535		100.8	% REC	09/27/96 1337
MS	962524-1	960917G	1.14576		1.000	0.12360	102.2	% REC	09/27/96 1342
MSD	962524-1	960917G	1.15462	1.14576	1.000	0.12360	103.1	% REC	09/27/96 1344
							0.8	RPD	
MD	962524-2		0.12776			0.12510	2.1	RPD	09/27/96 1349
CCV		960821N	0.98309		1.0		98.3	% REC	09/27/96 1400
CCB		960614M	0.00247						09/27/96 1415
SD	962524-3		0.02898			0.14046		% Diff.	09/27/96 1422
CRI		960702Z	0.00439		0.002500		175.6	% REC	09/27/96 1427
ISB		960630H	1.12534		1.000		112.5	% REC	09/27/96 1431
CCV		960821N	0.99798		1.0		99.8	% REC	09/27/96 1437
CCB		960614M	0.00118						09/27/96 1443
MD	962585-1		0.05820			0.05549	4.8	RPD	09/27/96 1514
MS	962585-2	960917G	1.15662		1.000	0.09725	105.9	% REC	09/27/96 1520
CCV		960821N	1.00240		1.0		100.2	% REC	09/27/96 1529
CCB		960614M	0.00225						09/27/96 1535
MB		0927	-0.00104						09/27/96 1543
LCS		960097	0.54539		0.535		101.9	% REC	09/27/96 1547
CCV		960821N	1.01656		1.0		101.7	% REC	09/27/96 1617
CCB		960614M	-0.00003						09/27/96 1625
CCV		960821N	1.01773		1.0		101.8	% REC	09/27/96 1656
CCB		960614M	-0.00189						09/27/96 1703
ISB		960630H	1.10445		1.000		110.4	% REC	09/27/96 1714
CCV		960821N	1.01542		1.0		101.5	% REC	09/27/96 1719
CCB		960614M	0.00029						09/27/96 1723

The analytical results, opinions or interpretations contained in this report are based upon information and material supplied by the client for whose exclusive and confidential use this report has been made. The analytical results, opinions or interpretations expressed represent the best judgment of Core Laboratories. Core Laboratories, however, makes no warranty or representation, express or implied, of any type, and expressly disclaims same as to the productivity, proper operations or profitableness of any oil, gas, water or other mineral, property, well or sand, in connection with which such report is used or relied upon for any reason whatsoever. This report shall not be reproduced, in whole or in part, without the written approval of Core Laboratories.

CORE LABORATORIES

QUALITY CONTROL RESULTS

Job Number: 962537 Date: 10/10/96

CUSTOMER: Daniel B. Stephens & Associates PROJECT: ENRON ROSWELL ATTN: Bob Marley

Test Method.....: SW-846 6010A Batch.....: 13816 Analyst...: gag
Method Description.: Metals Analysis (ICAP) Reporting Limit...: 0.01
Parameter.....: Selenium (Se) Units.....: mg/L

QC	Lab ID	Reagent	QC Result	QC Result	True Value	Orig. Value	Calc. Result	Units	Date/Time
ICV		960429Z	2.08901		2.00		104.5	% REC	09/27/96 1131
ICB		960614M	0.00623						09/27/96 1313
ISB		960630H	1.12223		1.000		112.2	% REC	09/27/96 1322
CRI		960702Z	0.01146		0.002500		458.4	% REC	09/27/96 1330
MB		0927	0.00155						09/27/96 1335
LCS		960097	0.72240		0.723		99.9	% REC	09/27/96 1337
MS	962524-1	960917G	0.97673		1.000	0.01875	95.8	% REC	09/27/96 1342
MSD	962524-1	960917G	0.99081	0.97673	1.000	0.01875	97.2	% REC	09/27/96 1344
							1.4	RPD	
MD	962524-2		0.02415			0.02615	0.00200	ABS Diff.	09/27/96 1349
CCV		960821N	2.53613		2.5		101.4	% REC	09/27/96 1400
CCB		960614M	0.00254						09/27/96 1415
SD	962524-3		0.00129			0.02447		% Diff.	09/27/96 1422
CRI		960702Z	-0.00325		0.002500		-130.0	% REC	09/27/96 1427
ISB		960630H	1.15020		1.000		115.0	% REC	09/27/96 1431
CCV		960821N	2.51679		2.5		100.7	% REC	09/27/96 1437
CCB		960614M	-0.00669						09/27/96 1443
MD	962585-1		0.01693			0.01583	0.00110	ABS Diff.	09/27/96 1514
MS	962585-2	960917G	0.99074		1.000	0.01870	97.2	% REC	09/27/96 1520
CCV		960821N	2.53340		2.5		101.3	% REC	09/27/96 1529
CCB		960614M	0.00881						09/27/96 1535
MB		0927	-0.00338						09/27/96 1543
LCS		960097	0.70585		0.723		97.6	% REC	09/27/96 1547
CCV		960821N	2.55962		2.5		102.4	% REC	09/27/96 1617
CCB		960614M	0.00451						09/27/96 1625
CCV		960821N	2.54906		2.5		102.0	% REC	09/27/96 1656
CCB		960614M	-0.00619						09/27/96 1703
ISB		960630H	1.11531		1.000		111.5	% REC	09/27/96 1714
CCV		960821N	2.55668		2.5		102.3	% REC	09/27/96 1719
CCB		960614M	-0.00477						09/27/96 1723

Test Method.....: SW-846 6010A Batch.....: 13816 Analyst...: gag
Method Description.: Metals Analysis (ICAP) Reporting Limit...: 0.005
Parameter.....: Silver (Ag) Units.....: mg/L

QC	Lab ID	Reagent	QC Result	QC Result	True Value	Orig. Value	Calc. Result	Units	Date/Time
ICV		960725M	1.03663		1.00		103.7	% REC	09/27/96 1139
ICB		960614M	0.00449						09/27/96 1313
ISB		960630H	1.18739		1.000		118.7	% REC	09/27/96 1322
CRI		960702Z	0.00372		0.005000		74.4	% REC	09/27/96 1330
MB		0927	0.00205						09/27/96 1335
LCS		960097	1.30088		1.16		112.1	% REC	09/27/96 1337
MS	962524-1	960917G	1.04311		1.000	-0.00037	104.3	% REC	09/27/96 1342
MSD	962524-1	960917G	1.11836	1.04311	1.000	-0.00037	111.9	% REC	09/27/96 1344
							7.0	RPD	
MD	962524-2		0.00124			0.00099	0.00025	ABS Diff.	09/27/96 1349
CCV		960816Z	2.57934		2.500		103.2	% REC	09/27/96 1353
CCB		960614M	0.00052						09/27/96 1415
SD	962524-3		-0.00326			-0.00309		% Diff.	09/27/96 1422
CRI		960702Z	-0.00233		0.005000		-46.6	% REC	09/27/96 1427
ISB		960630H	1.06526		1.000		106.5	% REC	09/27/96 1431

The analytical results, opinions or interpretations contained in this report are based upon information and material supplied by the client for whose exclusive and confidential use this report has been made. The analytical results, opinions or interpretations expressed represent the best judgment of Core Laboratories. Core Laboratories, however, makes no warranty or representation, express or implied, of any type, and expressly disclaims same as to the productivity, proper operations or profitableness of any oil, gas, coal, or other mineral property, well or sand in connection with which such report is used or relied upon for any reason whatsoever. This report shall not be reproduced, in whole or in part, without the written approval of Core Laboratories.

CORE LABORATORIES

QUALITY CONTROL RESULTS

Job Number: 962537 Date: 10/10/96

CUSTOMER: Daniel B. Stephens & Associates PROJECT: ENRON ROSWELL ATTN: Bob Marley

Test Method.....: SW-846 6010A
Method Description.: Metals Analysis (ICAP)
Parameter.....: Silver (Ag)
Batch.....: 13816
Reporting Limit...: 0.005
Units.....: mg/L
Analyst...: gag

QC	Lab ID	Reagent	QC Result	QC Result	True Value	Orig. Value	Calc. Result	Units	Date/Time
CCV		960816Z	2.56378		2.500		102.6	% REC	09/27/96 1434
CCB		960614M	-0.00177						09/27/96 1443
MD	962585-1		-0.00112			-0.00257	0.00145	ABS Diff.	09/27/96 1514
MS	962585-2	960917G	1.03693		1.000	-0.00246	103.9	% REC	09/27/96 1520
CCV		960816Z	2.60317		2.500		104.1	% REC	09/27/96 1527
CCB		960614M	0.00037						09/27/96 1535
MB		0927	-0.00021						09/27/96 1543
LCS		960097	1.04190		1.16		89.8	% REC	09/27/96 1547
CCV		960816Z	2.60890		2.500		104.4	% REC	09/27/96 1615
CCB		960614M	0.00076						09/27/96 1625
CCV		960816Z	2.60601		2.500		104.2	% REC	09/27/96 1654
CCB		960614M	0.00033						09/27/96 1703
ISB		960630H	1.06261		1.000		106.3	% REC	09/27/96 1714
CCV		960816Z	2.61572		2.500		104.6	% REC	09/27/96 1716
CCB		960614M	-0.00068						09/27/96 1723

Test Method.....: SW-846 6010A
Method Description.: Metals Analysis (ICAP)
Parameter.....: Zinc (Zn)
Batch.....: 13816
Reporting Limit...: 0.005
Units.....: mg/L
Analyst...: gag

QC	Lab ID	Reagent	QC Result	QC Result	True Value	Orig. Value	Calc. Result	Units	Date/Time
ICV		960429Z	2.06120		2.00		103.1	% REC	09/27/96 1131
ICB		960614M	0.00021						09/27/96 1313
ISB		960630H	1.05671		1.000		105.7	% REC	09/27/96 1322
CRI		960702Z	0.00621		0.005000		124.2	% REC	09/27/96 1330
MB		0927	0.00022						09/27/96 1335
LCS		960097	1.34590		1.34		100.4	% REC	09/27/96 1337
MS	962524-1	960917G	1.32781		1.000	0.32441	100.3	% REC	09/27/96 1342
MSD	962524-1	960917G	1.41172	1.32781	1.000	0.32441	108.7	% REC	09/27/96 1344
							6.1	RPD	
MD	962524-2		0.27811			0.28412	2.1	RPD	09/27/96 1349
CCV		960821N	2.49372		2.5		99.7	% REC	09/27/96 1400
CCB		960614M	0.00043						09/27/96 1415
SD	962524-3		0.05890			0.28251	-4.2	% Diff.	09/27/96 1422
CRI		960702Z	0.00705		0.005000		141.0	% REC	09/27/96 1427
ISB		960630H	1.08443		1.000		108.4	% REC	09/27/96 1431
CCV		960821N	2.49575		2.5		99.8	% REC	09/27/96 1437
CCB		960614M	0.00088						09/27/96 1443
MS	962585-2	960917G	1.50313		1.000	0.45811	104.5	% REC	09/27/96 1520
CCV		960821N	2.49900		2.5		100.0	% REC	09/27/96 1529
CCB		960614M	0.00066						09/27/96 1535
CCV		960821N	2.52989		2.5		101.2	% REC	09/27/96 1617
CCB		960614M	0.00022						09/27/96 1625
CCV		960821N	2.52418		2.5		101.0	% REC	09/27/96 1656
CCB		960614M	0.00022						09/27/96 1703
ISB		960630H	1.05911		1.000		105.9	% REC	09/27/96 1714
CCV		960821N	2.52577		2.5		101.0	% REC	09/27/96 1719
CCB		960614M	0.00066						09/27/96 1723

The analytical results, opinions or interpretations contained in this report are based upon information and material supplied by the client for whose exclusive and confidential use this report has been made. The analytical results, opinions or interpretations expressed represent the best judgment of Core Laboratories. Core Laboratories, however, makes no warranty or representation, express or implied, of any type, and expressly disclaims same as to the productivity, proper operations or profitableness of any oil, gas, other mineral, property, well or sand in connection with which such report is used or relied upon for any reason whatsoever. This report shall not be reproduced, in whole or in part, without the written approval of Core Laboratories.

CORE LABORATORIES

QUALITY CONTROL RESULTS

Job Number: 962537 Date: 10/10/96

CUSTOMER: Daniel B. Stephens & Associates PROJECT: ENRON ROSWELL ATTN: Bob Marley

QC Type	Description	Reag. Code	Lab ID	Dilution Factor	Date	Time

Test Method.....: SW-846 8240 Batch.....: 13549 Analyst ...: bfr
Method Description.: Volatile Organics Units.....: ug/L

MB	Method Blank	BI103			09/19/96	1333

Parameter/Test Description	QC Result	QC Result	Rep. Limit	True Value	Orig. Value	Calc. Result	Units
Acetone	ND		100.				
Benzene	ND		1.				
Bromodichloromethane	ND		5.				
Bromoform	ND		5.				
Bromomethane	ND		10.				
Methyl ethyl ketone (2-Butanone)	ND		100.				
Carbon disulfide	ND		5.				
Carbon tetrachloride	ND		5.				
Chlorobenzene	ND		5.				
Chloroethane	ND		10.				
2-Chloroethylvinyl ether	ND		10.				
Chloroform	ND		5.				
Chloromethane	ND		10.				
Dibromochloromethane	ND		5.				
1,1-Dichloroethane	ND		5.				
1,2-Dichloroethane	ND		5.				
1,1-Dichloroethene	ND		5.				
trans-1,2-Dichloroethene	ND		5.				
1,2-Dichloropropane	ND		5.				
cis-1,3-Dichloropropene	ND		5.				
trans-1,3-Dichloropropene	ND		5.				
Ethylbenzene	ND		5.				
2-Hexanone	ND		50.				
Methylene chloride	ND		5.				
4-Methyl-2-pentanone (MIBK)	ND		50.				
Styrene	ND		5.				
1,1,2,2-Tetrachloroethane	ND		5.				
Tetrachloroethene	ND		5.				
Toluene	ND		5.				
1,1,1-Trichloroethane	ND		5.				
1,1,2-Trichloroethane	ND		5.				
Trichloroethene	ND		5.				
Vinyl acetate	ND		50.				
Vinyl chloride	ND		10.				
Xylenes (total)	ND		5.				

MS	Matrix Spike	V960919D	962537-7		09/19/96	1543

Parameter/Test Description	QC Result	QC Result	Rep. Limit	True Value	Orig. Value	Calc. Result	Units
Benzene	64.01		1.	49.30	12.70	104.1	% REC
Chlorobenzene	54.27		5.	50.200	ND	108.1	% REC
1,1-Dichloroethene	50.74		5.	48.95	ND	103.7	% REC
Toluene	49.41		5.	50.100	1.15	96.3	% REC
Trichloroethene	52.46		5.	49.75	ND	105.4	% REC

The analytical results, opinions or interpretations contained in this report are based upon information and material supplied by the client for whose exclusive and confidential use this report has been made. The analytical results, opinions or interpretations expressed represent the best judgment of Core Laboratories. Core Laboratories, however, makes no warranty or representation, express or implied, of any type, and expressly disclaims same as to the productivity, proper operations or profitableness of any oil, gas, coal or other mineral property, well or sand in connection with which such report is used or relied upon for any reason whatsoever. This report shall not be reproduced, in whole or in part, without the written approval of Core Laboratories.

CORE LABORATORIES

Q U A L I T Y C O N T R O L R E S U L T S

Job Number: 962537 Date: 10/10/96

CUSTOMER: Daniel B. Stephens & Associates PROJECT: ENRON ROSWELL ATTN: Bob Marley

QC Type	Description	Reag. Code	Lab ID	Dilution Factor	Date	Time
MSD	Matrix Spike Duplicate	V960919D	962537-7		09/19/96	1615

Parameter/Test Description	QC Result	QC Result	Rep. Limit	True Value	Orig. Value	Calc. Result	Units
Benzene	63.33	64.01	1.	49.30	12.70	102.7	% REC
						1.1	RPD
Chlorobenzene	50.40	54.27	5.	50.200	ND	100.4	% REC
						7.4	RPD
1,1-Dichloroethene	47.59	50.74	5.	48.95	ND	97.2	% REC
						6.4	RPD
Toluene	46.50	49.41	5.	50.100	1.15	90.5	% REC
						6.1	RPD
Trichloroethene	49.48	52.46	5.	49.75	ND	99.5	% REC
						5.8	RPD

Test Method.....: SW-846 8080 Batch.....: 13757 Analyst ...: smc
Method Description.: Pesticide/PCB Analysis (Organochlorine) Units.....: ug/L

MB	Method Blank	1922				09/26/96 1741

Parameter/Test Description	QC Result	QC Result	Rep. Limit	True Value	Orig. Value	Calc. Result	Units
Aroclor 1016	ND		0.5				
Aroclor 1221	ND		0.5				
Aroclor 1232	ND		0.5				
Aroclor 1242	ND		0.5				
Aroclor 1248	ND		0.5				
Aroclor 1254	ND		0.5				
Aroclor 1260	ND		0.5				

Test Method.....: SW-846 8270 Batch.....: 14056 Analyst ...: dmj
Method Description.: Semivolatile Organics Units.....: ug/L

MB	Method Blank	MB1903				09/21/96 0513

Parameter/Test Description	QC Result	QC Result	Rep. Limit	True Value	Orig. Value	Calc. Result	Units
Acenaphthene	ND		10.				
Acenaphthylene	ND		10.				
Anthracene	ND		10.				
Benzidine	ND		50.				
Benzo(a)anthracene	ND		10.				
Benzo(b)fluoranthene	ND		10.				
Benzo(k)fluoranthene	ND		10.				
Benzo(ghi)perylene	ND		10.				
Benzo(a)pyrene	ND		10.				
Benzyl alcohol	ND		20.				
Butyl benzyl phthalate	ND		10.				
Bis(2-chloroethoxy)methane	ND		10.				
Bis(2-chloroethyl)ether	ND		10.				
Bis(2-chloroisopropyl)ether	ND		10.				

The analytical results, opinions or interpretations contained in this report are based upon information and material supplied by the client for whose exclusive and confidential use this report has been made. The analytical results, opinions or interpretations expressed represent the best judgment of Core Laboratories. Core Laboratories, however, makes no warranty or representation, express or implied, of any type, and expressly disclaims same as to the productivity, proper operations or profitableness of any oil, gas, coal or other mineral property, well or sand in connection with which such report is used or relied upon for any reason whatsoever. This report shall not be reproduced, in whole or in part, without the written approval of Core Laboratories.

CORE LABORATORIES

QUALITY CONTROL RESULTS

Job Number: 962537 Date: 10/10/96

CUSTOMER: Daniel B. Stephens & Associates PROJECT: ENRON ROSWELL ATTN: Bob Marley

QC Type	Description	Reag. Code	Lab ID	Dilution Factor	Date	Time
MB	Method Blank	MB1903			09/21/96	0513

Parameter/Test Description	QC Result	QC Result	Rep. Limit	True Value	Orig. Value	Calc. Result	Units
Bis(2-ethylhexyl)phthalate	ND		10.				
4-Bromophenyl phenyl ether	ND		10.				
4-Chloroaniline	ND		10.				
2-Chloronaphthalene	ND		10.				
4-Chlorophenyl phenyl ether	ND		10.				
Chrysene	ND		10.				
Dibenzo(a,h)anthracene	ND		10.				
Dibenzofuran	ND		10.				
1,2-Dichlorobenzene	ND		10.				
1,3-Dichlorobenzene	ND		10.				
1,4-Dichlorobenzene	ND		10.				
3,3-Dichlorobenzidine	ND		20.				
Diethyl phthalate	ND		10.				
Dimethyl phthalate	ND		10.				
Di-n-butyl phthalate	ND		10.				
Di-n-octyl phthalate	ND		10.				
2,4-Dinitrotoluene	ND		10.				
2,6-Dinitrotoluene	ND		10.				
Fluoranthene	ND		10.				
Fluorene	ND		10.				
Hexachlorobenzene	ND		10.				
Hexachlorobutadiene	ND		10.				
Hexachlorocyclopentadiene	ND		10.				
Hexachloroethane	ND		10.				
Indeno(1,2,3-cd)pyrene	ND		10.				
Isophorone	ND		10.				
2-Methylnaphthalene	ND		10.				
Naphthalene	ND		10.				
o-Nitroaniline	ND		50.				
m-Nitroaniline	ND		50.				
p-Nitroaniline	ND		50.				
Nitrobenzene	ND		10.				
n-Nitrosodi-n-propylamine	ND		10.				
n-Nitrosodiphenylamine	ND		10.				
Phenanthrene	ND		10.				
Pyrene	ND		10.				
1,2,4-Trichlorobenzene	ND		10.				
Benzoic acid	ND		50.				
4-Chloro-3-methylphenol	ND		10.				
2-Chlorophenol	ND		10.				
2,4-Dichlorophenol	ND		10.				
2,4-Dimethylphenol	ND		10.				
2,4-Dinitrophenol	ND		50.				
2-Methyl-4,6-dinitrophenol	ND		50.				
2-Methylphenol (o-cresol)	ND		10.				
4-Methylphenol (p-cresol)	ND		10.				
2-Nitrophenol	ND		10.				
4-Nitrophenol	ND		50.				
Pentachlorophenol	ND		50.				
Phenol	ND		10.				
2,4,5-Trichlorophenol	ND		10.				
2,4,6-Trichlorophenol	ND		10.				

The analytical results, opinions or interpretations contained in this report are based upon information and material supplied by the client for whose exclusive and confidential use this report has been made. The analytical results, opinions or interpretations expressed represent the best judgment of Core Laboratories. Core Laboratories, however, makes no warranty or representation, express or implied, of any type, and expressly disclaims same as to the productivity, proper operations or profitableness of any oil, gas, coal or other mineral property, well or sand in connection with which such report is used or relied upon for any reason whatsoever. This report shall not be reproduced, in whole or in part, without the written approval of Core Laboratories.

CORE LAB

CORE LABORATORIES

SURROGATE RECOVERIES REPORT

Job Number.: 962537 Report Date: 10/10/96

CUSTOMER: Daniel B. Stephens & Associates PROJECT: ENRON ROSWELL ATTN: Bob Marley

Method.....: SW-846 8240 Batch.....: 13549
Method Code.....: 8240 Analyst.....: bfr

Surrogate	Units
4-Bromofluorobenzene	ug/L

Lab ID	Matrix	QC Type	Dilution	Result	True Value	Percent Recovery	Flag	Date	Time
	Solid	MB		46.71	50.179	93.1		09/19/96	1333
962537-2	Solid			49.70	50.179	99.0		09/19/96	1433
962537-7	Solid			46.87	50.179	93.4		09/19/96	1505
962537-7	Solid	MS		44.60	50.179	88.9		09/19/96	1543
962537-7	Solid	MSD		44.58	50.179	88.8		09/19/96	1615

Surrogate	Units
Dibromofluoromethane	ug/L

Lab ID	Matrix	QC Type	Dilution	Result	True Value	Percent Recovery	Flag	Date	Time
	Solid	MB		46.34	50.219	92.3		09/19/96	1333
962537-2	Solid			48.94	50.219	97.5		09/19/96	1433
962537-7	Solid			47.23	50.219	94.0		09/19/96	1505
962537-7	Solid	MS		44.86	50.219	89.3		09/19/96	1543
962537-7	Solid	MSD		45.26	50.219	90.1		09/19/96	1615

Surrogate	Units
Toluene-d8	ug/L

Lab ID	Matrix	QC Type	Dilution	Result	True Value	Percent Recovery	Flag	Date	Time
	Solid	MB		49.35	50.204	98.3		09/19/96	1333
962537-2	Solid			52.02	50.204	103.6		09/19/96	1433
962537-7	Solid			50.51	50.204	100.6		09/19/96	1505
962537-7	Solid	MS		47.03	50.204	93.7		09/19/96	1543
962537-7	Solid	MSD		47.39	50.204	94.4		09/19/96	1615

Method.....: SW-846 8080 Batch.....: 13757
Method Code.....: 8080 Analyst.....: smc

Surrogate	Units
2,4,5,6-Tetrachloro-m-xylene	ug/L

Lab ID	Matrix	QC Type	Dilution	Result	True Value	Percent Recovery	Flag	Date	Time
	Solid	MB		0.0193	0.02004	96		09/26/96	1741
962537-2	Solid		10	0.00199	0.02004	99		09/26/96	1810

The analytical results, opinions or interpretations contained in this report are based upon information and material supplied by the client for whose exclusive and confidential use this report has been made. The analytical results, opinions or interpretations expressed represent the best judgment of Core Laboratories. Core Laboratories, however, makes no warranty or representation, express or implied, of any type, and expressly disclaims same as to the productivity, proper operations or profitableness of any oil, gas, coal or other mineral property, well or sand in connection with which such report is used or relied upon for any reason whatsoever. This report shall not be reproduced, in whole or in part, without the written approval of Core Laboratories.

CORE LABORATORIES

SURROGATE RECOVERIES REPORT

Job Number.: 962537 Report Date: 10/10/96

CUSTOMER: Daniel B. Stephens & Associates PROJECT: ENRON ROSWELL ATTN: Bob Marley

Surrogate	Units
2,4,5,6-Tetrachloro-m-xylene	ug/L

Lab ID	Matrix	QC Type	Dilution	Result	True Value	Percent Recovery	Flag	Date	Time
962537-7	Solid			0.0163	0.02004	81		09/26/96	1839
962537-7	Solid	MS		0.0193	0.02004	96		09/26/96	1908
962537-7	Solid	MSD		0.0184	0.02004	92		09/26/96	1937

Surrogate	Units
Decachlorobiphenyl	ug/L

Lab ID	Matrix	QC Type	Dilution	Result	True Value	Percent Recovery	Flag	Date	Time
	Solid	MB		0.0193	0.02004	96		09/26/96	1741
962537-2	Solid		10	ND	0.02004	0	X	09/26/96	1810
962537-7	Solid			0.0174	0.02004	87		09/26/96	1839
962537-7	Solid	MS		0.0188	0.02004	94		09/26/96	1908
962537-7	Solid	MSD		0.0181	0.02004	90		09/26/96	1937

Method.....: SW-846 8270 Batch.....: 14056
Method Code.....: 8270 Analyst.....: dmj

Surrogate	Units
2,4,6-Tribromophenol	ug/L

Lab ID	Matrix	QC Type	Dilution	Result	True Value	Percent Recovery	Flag	Date	Time
	Solid	MB	1.00	78.67	100.01	79		09/21/96	0513
962537-7	Solid		1.00	84.76	100.01	85		09/30/96	0157
962537-2	Solid		10.00	11.65	100.01	116		09/30/96	0257

Surrogate	Units
2-Fluorobiphenyl	ug/L

Lab ID	Matrix	QC Type	Dilution	Result	True Value	Percent Recovery	Flag	Date	Time
	Solid	MB	1.00	37.45	50.01	75		09/21/96	0513
962537-7	Solid		1.00	27.55	50.01	55		09/30/96	0157
962537-2	Solid		10.00	6.22	50.01	124	X	09/30/96	0257
962537-2	Solid		10.00	6.03	50.01	121	X	10/02/96	0816

The analytical results, opinions or interpretations contained in this report are based upon information and material supplied by the client for whose exclusive and confidential use this report has been made. The analytical results, opinions or interpretations expressed represent the best judgment of Core Laboratories. Core Laboratories, however, makes no warranty or representation, express or implied, of any type, and expressly disclaims same as to the productivity, proper operations or profitableness of any oil, gas, or other mineral property, well or sand in connection with which such report is used or relied upon for any reason whatsoever. This report shall not be reproduced, in whole or in part, without the written approval of Core Laboratories.

CORE LABORATORIES

SURROGATE RECOVERIES REPORT

Job Number.: 962537 Report Date: 10/10/96

CUSTOMER: Daniel B. Stephens & Associates PROJECT: ENRON ROSWELL ATTN: Bob Marley

Surrogate	Units
2-Fluorophenol	ug/L

Lab ID	Matrix	QC Type	Dilution	Result	True Value	Percent Recovery	Flag	Date	Time
	Solid	MB	1.00	79.73	100.00	80		09/21/96	0513
962537-7	Solid		1.00	57.28	100.00	57		09/30/96	0157
962537-2	Solid		10.00	12.63	100.00	126	X	09/30/96	0257
962537-2	Solid		10.00	15.62	100.00	156	X	10/02/96	0816

Surrogate	Units
Nitrobenzene-d5	ug/L

Lab ID	Matrix	QC Type	Dilution	Result	True Value	Percent Recovery	Flag	Date	Time
	Solid	MB	1.00	38.03	50.05	76		09/21/96	0513
962537-7	Solid		1.00	26.35	50.05	53		09/30/96	0157
962537-2	Solid		10.00	5.49	50.05	110		09/30/96	0257

Surrogate	Units
Phenol-d6	ug/L

Lab ID	Matrix	QC Type	Dilution	Result	True Value	Percent Recovery	Flag	Date	Time
	Solid	MB	1.00	77.06	100.02	77		09/21/96	0513
962537-7	Solid		1.00	58.32	100.02	58		09/30/96	0157
962537-2	Solid		10.00	13.05	100.02	130	X	09/30/96	0257
962537-2	Solid		10.00	15.78	100.02	158	X	10/02/96	0816

Surrogate	Units
Terphenyl-d14	ug/L

Lab ID	Matrix	QC Type	Dilution	Result	True Value	Percent Recovery	Flag	Date	Time
	Solid	MB	1.00	47.83	50.00	96		09/21/96	0513
962537-7	Solid		1.00	42.84	50.00	86		09/30/96	0157
962537-2	Solid		10.00	6.21	50.00	124		09/30/96	0257

The analytical results, opinions or interpretations contained in this report are based upon information and material supplied by the client for whose exclusive and confidential use this report has been made. The analytical results, opinions or interpretations expressed represent the best judgment of Core Laboratories. Core Laboratories, however, makes no warranty or representation, express or implied, of any type, and expressly disclaims same as to the productivity, proper operations or profitableness of any oil, gas, or other mineral property, well or sand in connection with which such report is used or relied upon for any reason whatsoever. This report shall not be reproduced, in whole or in part, without the written approval of Core Laboratories.

CORE LABORATORIES

QUALITY ASSURANCE METHODS

REFERENCES AND NOTES

Report Date: 10/10/96

Volatile Organics

Method 602/8020

Surrogate Recovery Limits

	Water	Soil
Bromofluorobenzene	89-110%	78-123%

Spike/Spike Duplicate Recovery Limits

	Water	Soil
Benzene	39-150%	75-125%
Ethylbenzene	32-160%	60-140%
Toluene	46-148%	70-130%
Xylenes	75-125%	61-139%

Method 8015 Modified

Spike/Spike Duplicate Recovery Limits

	Water	Soil
TVPH	81-124%	48-152%
TEPH	54-135%	54-135%

Method 624/8240/8260

Surrogate Recovery Limits

	Water	Soil
Dibromofluoromethane	86-118%	80-120%
Toluene-(d8)	88-110%	81-117%
4-Bromofluorobenzene	86-115%	74-121%

Spike/Spike Duplicate Recovery & RPD Limits

	Water		Soil	
	Recovery	RPD	Recovery	RPD
1,1-Dichloroethene	61-145%	14	59-172%	22
Trichloroethene	71-120%	14	62-137%	24
Benzene	76-127%	11	66-142%	21
Toluene	76-125%	13	59-139%	21
Chlorobenzene	75-130%	13	60-133%	21

Pesticides/PCB Organics

Method 608/8080

Surrogate Recovery Limits

	Water	Soil
Tetrachloro-m-xylene	60-150%	60-150%
4,4'-Dichlorobiphenyl	60-150%	60-150%

Method 8140

Surrogate Recovery Limits

	Water	Soil
Tributylphosphate	36-152%	36-152%
Triphenylphosphate	40-152%	40-152%

Base/Neutral/Acid Organics

Method 625/8270

Surrogate Recovery Limits

	Water	Soil
Nitrobenzene-d5	35-114%	23-120%
2-Fluorobiphenyl	43-116%	30-115%
4-Terphenyl-d14	33-141%	18-137%
Phenol-d6	10-94%	24-113%
2-Fluorophenol	21-100%	25-121%
2,4,6-Tribromophenol	10-123%	19-122%

The analytical results, opinions or interpretations contained in this report are based upon information and material supplied by the client for whose exclusive and confidential use this report has been made. The analytical results, opinions or interpretations expressed represent the best judgment of Core Laboratories. Core Laboratories, however, makes no warranty or representation, express or implied, of any type, and expressly disclaims same as to the productivity, proper operations or profitableness of any oil, gas, coal, or other mineral property, well or sand in connection with which such report is used or relied upon for any reason whatsoever. This report shall not be reproduced, in whole or in part, without the written approval of Core Laboratories.

QUALITY ASSURANCE METHODS

REFERENCES AND NOTES

Report Date: 10/10/96

Matrix Spike/Matrix Spike Duplicate Recovery & RPD Limits

	Water		Soil	
	Recovery	RPD	Recovery	RPD
Phenol	12-110%	42	26-90%	35
2-Chlorophenol	27-123%	40	25-102%	50
1,4-Dichlorobenzene	36-97%	28	28-104%	27
N-Nitroso-di-n-propylamine	41-116%	38	41-126%	38
1,2,4-Trichlorobenzene	39-98%	28	38-107%	23
4-Chloro-3-methylphenol	23-97%	42	26-103%	33
Acenaphthene	46-118%	31	31-137%	19
4-Nitrophenol	10-80%	50	11-114%	50
2,4-Dintrotoluene	24-96%	38	28-89%	47
Pentachlorophenol	9-103%	50	17-109%	47
Pyrene	26-127%	31	35-142%	36

The analytical results, opinions or interpretations contained in this report are based upon information and material supplied by the client for whose exclusive and confidential use this report has been made. The analytical results, opinions or interpretations expressed represent the best judgment of Core Laboratories. Core Laboratories, however, makes no warranty or representation, express or implied, of any type, and expressly disclaims same as to the productivity, proper operations or profitableness of any oil, gas, coal, or other mineral property, well or sand, in connection with which such report is used or relied upon for any reason whatsoever. This report shall not be reproduced, in whole or in part, without the written approval of Core Laboratories.

CORE LABORATORIES

QUALITY ASSURANCE METHODS

REFERENCES AND NOTES

Report Date: 10/10/96

(1) EPA 600/4-79-020, Methods for Chemical Analysis of Water and Wastes, March 1983

(2) EPA SW-846, Test Methods for Evaluating Solid Waste, Third Edition, 1989

(3) Standard Methods for The Examination of Water and Wastewater, 17th Edition, 1989

(4) EPA 600/4-80-032, Prescribed Procedures For Measurement Of Radioactivity In Drinking Water, August 1980

(5) EPA 600/8-78-017, Microbiological Methods For Monitoring The Environment, December 1978

(6) Federal Register, July 1, 1990 (40 CFR Part 136)

(7) EPA 600/4-88-03, Methods For The Determination of Organics Compounds in Drinking Water, December 1988

(8) U.S.G.S. Methods For Determination of Inorganic Substances In Water And Fluvial Sediments, Book 5, Chapter A1, 1985

(9) Federal Register, Friday, June 7, 1991 (40 CFR Parts 141 & 142)

(10) Standard Methods For The Examination of Water and Wastewater, 16th Edition, 1985

(11) ASTM, Section 11 Water and Environmental Technology, Volume 11.01 Water (1), 1991

(12) Methods of Soil Analysis, American Society of Agronomy, Agronomy No. 9, 1965

(13) EPA SW-846, Test Methods For Evaluating Solid Waste, Third Edition, Revision 1, November 1990

(14) ASTM, Section 5, Petroleum Products, Lubricants, and Fossil Fuels, Volume 05.05, Gaseous Fuels, Coal, and Coke

(15) EPA 600/2-78-054, Field and Laboratory Methods Applicable To Overburdens and Mine Soils, March 1978

(16) ASTM, Part 19, Soils and Rocks; Building Stones, 1981

Comments: Data in the QA report may differ from final results due to digestion and/or dilution of sample into analytical ranges. The "Time Analyzed" in the QA report refers to the start time of the analytical batch which may not reflect the actual time of each analysis. The "Date Analyzed" is the actual date of analysis. Results for soil and sludge samples are reported on a wet weight basis (i.e. not corrected for percent moisture) unless otherwise indicated.

NC = Not Calculable Due to Value(s) lower than the Detection Limit.

BLANK QC SAMPLE IDENTIFICATION

The analytical results, opinions or interpretations contained in this report are based upon information and material supplied by the client for whose exclusive and confidential use this report has been made. The analytical results, opinions or interpretations expressed represent the best judgment of Core Laboratories. Core Laboratories, however, makes no warranty or representation, express or implied, of any type, and expressly disclaims same as to the productivity, proper operations or profitableness of any oil, gas, coal or other mineral property, well or sand in connection with which such report is used or relied upon for any reason whatsoever. This report shall not be reproduced, in whole or in part, without the written approval of Core Laboratories.

QUALITY ASSURANCE METHODS

REFERENCES AND NOTES

Report Date: 10/10/96

MB	Method Blank
ICB	Initial Calibration Blank
CCB	Continuing Calibration Blank

SPIKE QC SAMPLE IDENTIFICATION

MS	Method (Matrix) Spike
MSD	Method (Matrix) Spike Duplicate
PDS	Post Digestion Spike
SB	Spiked Blank
SBD	Spike Blank Duplicate

REFERENCE STANDARD QC SAMPLE IDENTIFICATION

LCS	Laboratory Control Standard
RS	Reference Standard
ICV	Initial Calibration Verification Standard
CCV	Continuing Calibration Verification Standard
ISA/ISB	ICP Interface Check Sample
ICL	Initial Calibration/Laboratory Control Sample
DSC	Distilled Standard Check

DUPLICATE QC SAMPLE IDENTIFICATION

MD	Method (Matrix) Duplicate
ED	Extraction Duplicate
DD	Digestion Duplicate

Analyses performed by a subcontract laboratory are indicated on the analytical and/or quality control reports under "technician" using the following codes:

SUBCONTRACT LABORATORY	CODE
Core Laboratories - Anaheim, CA	* AN
Core Laboratories - Casper, WY	* CA
Core Laboratories - Corpus Christi, TX	* CC
Core Laboratories - Houston, TX	* HP
Core Laboratories - Lake Charles, LA	* LC
Core Laboratories - Long Beach, CA	* LB
Other Subcontract Laboratories	* XX

EXPLANATION OF DATA FLAGS

B - This flag is used to indicate that an analyte is present in the method blank as well as in the sample. It indicates that the client should consider this when evaluating the results.

D - This flag indicates that surrogates were diluted out of calibration range and cannot be quantified.

E - Indicates that a sample result is an estimate because the concentration exceeded the calibration range of the instrument.

I - Used to indicate matrix interference.

J - Indicates that a value is an estimate. It is used when a compound is determined to be present based on the mass spectral data, but at a concentration less than the practical quantitation limit of the method.

The analytical results, opinions or interpretations contained in this report are based upon information and material supplied by the client for whose exclusive and confidential use this report has been made. The analytical results, opinions or interpretations expressed represent the best judgment of Core Laboratories. Core Laboratories, however, makes no warranty or representation, express or implied, of any type, and expressly disclaims same as to the productivity, proper operations or profitableness of any oil, gas, rock or other mineral property, well or sand in connection with which such report is used or relied upon for any reason whatsoever. This report shall not be reproduced, in whole or in part, without the written approval of Core Laboratories.

QUALITY ASSURANCE METHODS

REFERENCES AND NOTES

Report Date: 10/10/96

This flag is also used when estimating the concentration of a tentatively identified compound.

X - Indicates that a surrogate recovery is outside the specified quality control limits.

Y - Used to identify a spike or spike duplicate recovery that is outside the specified quality control limits.

Z - Indicates a relative percent difference for a spike and spike duplicate is outside the specified quality control limits.

* - Indicates a relative percent difference for a duplicate analysis is outside the specified quality control limits.

^ - Used to indicate that a standard is outside specified quality control limits.

The analytical results, opinions or interpretations contained in this report are based upon information and material supplied by the client for whose exclusive and confidential use this report has been made. The analytical results, opinions or interpretations expressed represent the best judgment of Core Laboratories. Core Laboratories, however, makes no warranty or representation, express or implied, of any type, and expressly disclaims same as to the productivity, proper operations or profitableness of any oil, gas, coal or other mineral property, well or sand in connection with which such report is used or relied upon for any reason whatsoever. This report shall not be reproduced, in whole or in part, without the written approval of Core Laboratories.

Job Number 962585
October 14, 1996

CORE LABORATORIES

ANALYTICAL REPORT

JOB NUMBER: 962585

Prepared For:

Daniel B. Stephens & Associates
6020 Academy NE
Suite 100
Albuquerque, NM 87109

Attention: Bob Marley

Date: 10/14/96

Don Morris
Signature

October 14, 1996
Date

Name: Don L. Morris

Title: Project Manager

CORE LABORATORIES, INC.
10703 East Bethany Drive
Aurora, CO 80014

PHONE: (303) 751-1780
FAX: (303) 751-1784

The analytical results, opinions or interpretations contained in this report are based upon information and material supplied by the client for whose exclusive and confidential use this report has been made. The analytical results, opinions or interpretations expressed represent the best judgment of Core Laboratories. Core Laboratories, however, makes no warranty or representation, express or implied, of any type, and expressly disclaims same as to the productivity, proper operations or profitableness of any oil, gas, coal or other mineral, property, well or sand in connection with which such report is used or relied upon for any reason whatsoever. This report shall not be reproduced, in whole or in part, without the written approval of Core Laboratories.

CORELAB

CORE LABORATORIES, INC.

No. 77453

CHAIN OF CUSTODY RECORD

CUSTOMER INFORMATION	PROJECT INFORMATION
COMPANY: DANIEL B. STEPHENS & ASSOC	PROJECT NAME/NUMBER: ENRON ROSWELL / 6033.3
SEND REPORT TO: BOB MARLEY	BILLING INFORMATION
ADDRESS: 6020 ACADEMY NE #100	BILL TO: GEORGE ROBINSON ENRON ENVIRONMENTAL AFFAIRS
ALBUQUERQUE, NM, 87109	ADDRESS: 1400 SMITH ST HUSTON TX 77021
PHONE: 505-822-9400	PHONE: 713-646-7327
FAX: 505-822-7788	FAX: PO NO.:

LAB JOB NO. 962585

SAMPLE NO.	SAMPLE DESCRIPTION	SAMPLE DATE	SAMPLE TIME	SAMPLE MATRIX	CONTAINER	PRESERV.	NUMBER OF CONTAINERS	8080	8270, METALS, 418.1 (CP)	8240	418.1					REMARKS / PRECAUTIONS
1	SVE-3 @ 35'	9/16/96	0940	SOIL	GLASS	NONE	2	X	X							temp 4.8°c
2	SVE-3 @ 55'	9/16/96	1055	SOIL	GLASS	NONE	2	X	X							
3	MW-11 @ 10'	9/16/96	1540	SOIL	GLASS	NONE	1			X						
4	MW-11 @ 20'	9/16/96	1600	SOIL	GLASS	NONE	1			X						
5	MW-11 @ 30'	9/16/96	1615	SOIL	GLASS	NONE	1			X						
6	MW-11 @ 40'	9/16/96	1635	SOIL	GLASS	NONE	1			X						
7	MW-11 @ 50'	9/16/96	1655	SOIL	GLASS	NONE	1			X						
8	MW-11 @ 60'	9/16/96	1730	SOIL	GLASS	NONE	2	X	X							
9	SVE-2 @ 30'	9/17/96	1220	SOIL	GLASS	NONE	2	X	X							
10	SVE-2 @ 60'	9/17/96	1330	SOIL	GLASS	NONE	2	X	X							

SAMPLER: CLARENCE PIGMAN

SHIPMENT METHOD: FED EX

AIRBILL NO. 6725568006

REQUIRED TURNAROUND:* ☐ SAME DAY ☐ 24 HOURS ☐ 48 HOURS ☐ 72 HOURS ☐ 5 DAYS ☐ 10 DAYS ☒ ROUTINE OTHER

1. RELINQUISHED BY:	DATE	2. RELINQUISHED BY:	DATE	3. RELINQUISHED BY:	DATE
SIGNATURE: Clarence Pigman	9/18/96	SIGNATURE:		SIGNATURE:	
PRINTED NAME/COMPANY: CLARENCE PIGMAN / DBSA	TIME 1600	PRINTED NAME/COMPANY:	TIME	PRINTED NAME/COMPANY:	TIME
1. RECEIVED BY:	DATE	2. RECEIVED BY:	DATE	3. RECEIVED BY:	DATE
SIGNATURE: Michelle Weatherford	9/19/96	SIGNATURE:		SIGNATURE:	
PRINTED NAME/COMPANY: CORE	TIME 0835	PRINTED NAME/COMPANY:	TIME	PRINTED NAME/COMPANY:	TIME

* RUSH TURNAROUND MAY REQUIRE SURCHARGE

☐ **Anaheim, CA** 1250 E. Gene Autry Way Anaheim, CA 92805 (714) 937-1094 Fax (714) 937-1170

☐ **Aurora, CO** 10703 E. Bethany Drive Aurora, CO 80014 (303) 751-1780 Fax (303) 751-1784

☐ **Casper, WY** 420 W. First Street Casper, WY 82601 (307) 235-5741 Fax (307) 266-1676

☐ **Corpus Christi, TX** 1733 N. Padre Island Drive Corpus Christi, TX 78408 (512) 289-2673 Fax (512) 289-2471

☐ **Edison, NJ** 284 Raritan Center Parkway Edison, NJ 08837 (908) 225-6700 Fax (908) 225-6777

☐ **Houston, TX (Env)** 6310 Rothway Drive Houston, TX 77040 (713) 690-4444 Fax (713) 690-5646

☐ **Houston, TX (Pet)** 8210 Mosley Road Houston, TX 77075 (713) 943-9776 Fax (713) 943-3846

☐ **Indianapolis, IN** 7726 Moller Road Indianapolis, IN 46268 (317) 875-5894 Fax (317) 872-6189

☐ **Lake Charles, LA** 3645 Beglis Parkway Sulphur, LA 70663 (318) 583-4926 Fax (318) 583-4929

☐ **Long Beach, CA** 3700 Cherry Avenue Long Beach, CA 90807 (310) 595-8401 Fax (310) 427-5174

☐ **Tampa, FL** 5460 Beaumont Center Blvd. Tampa, FL 33634 (813)884-8268 Fax (813) 885-4938

☐ **Valparaiso, IN** 2400 Cumberland Drive Valparaiso, IN 46383 (219) 464-2389 Fax (219) 462-2953

ORIGINAL

CORELAB

CORE LABORATORIES, INC.

No. 77449

CHAIN OF CUSTODY RECORD

CUSTOMER INFORMATION	PROJECT INFORMATION
COMPANY: Daniel B. Stephens & Assoc., Inc	PROJECT NAME/NUMBER: Enron-Roswell / 6033.3
SEND REPORT TO: Bob Marley	BILLING INFORMATION
ADDRESS: 6020 Academy NE	BILL TO: George Robinson, Enron Environmental Affairs
Suite 100	ADDRESS: 1400 Smith St.
Albuquerque, NM 87109	Houston, TX 77021
PHONE: (505) 822-9400	PHONE: (713) 646-7327
FAX: (505) 822-7788	FAX: PO NO.:

LAB JOB NO. 962585

SAMPLE NO.	SAMPLE DESCRIPTION	SAMPLE DATE	SAMPLE TIME	SAMPLE MATRIX	CONTAINER	PRESERV.	NUMBER OF CONTAINERS	8080, 8270, METALS, 418.1	8240	418.1						REMARKS / PRECAUTIONS
11	MW-16 @ 10	9/18/96	0800	SOIL	GLASS	NONE	1			X						
12	MW-16 @ 20'	9/18/96	0835	SOIL	GLASS	NONE	1			X						
13	MW-16 @ 30	9/18/96	0900	SOIL	GLASS	NONE	1			X						
14	MW-16 @ 40	9/18/96	0915	SOIL	GLASS	NONE	1			X						
15	MW-16 @ 50	9/18/96	0945	SOIL	GLASS	NONE	1			X						
16	MW-16 @ 60	9/18/96	1010	SOIL	GLASS	NONE	2	X	X	[redacted]	EP					
17	PIT 3-2 @ 5	9/18/96	1150	SOIL	GLASS	NONE	2	X	X							
18	PIT 3-2 @ 30	9/18/96	1250	SOIL	GLASS	NONE	2	X	X							

SAMPLER: Clancy Pigman

SHIPMENT METHOD: Fed ex

AIRBILL NO.: 6725568006

REQUIRED TURNAROUND:* ☐ SAME DAY ☐ 24 HOURS ☐ 48 HOURS ☐ 72 HOURS ☐ 5 DAYS ☐ 10 DAYS ☒ ROUTINE OTHER

1. RELINQUISHED BY:	DATE	2. RELINQUISHED BY:	DATE	3. RELINQUISHED BY:	DATE
SIGNATURE: Clancy Pigman	9/18/96	SIGNATURE:		SIGNATURE:	
PRINTED NAME/COMPANY: CLARENCE PIGMAN / DBS&A	TIME 1600	PRINTED NAME/COMPANY:	TIME	PRINTED NAME/COMPANY:	TIME
1. RECEIVED BY:	**DATE**	**2. RECEIVED BY:**	**DATE**	**3. RECEIVED BY:**	**DATE**
SIGNATURE: Michelle Westhofen	9/19/96	SIGNATURE:		SIGNATURE:	
PRINTED NAME/COMPANY: CORE	TIME 0835	PRINTED NAME/COMPANY:	TIME	PRINTED NAME/COMPANY:	TIME

* RUSH TURNAROUND MAY REQUIRE SURCHARGE

☐ **Anaheim, CA** 1250 E. Gene Autry Way, Anaheim, CA 92805, (714) 937-1094 Fax (714) 937-1170

☐ **Aurora, CO** 10703 E. Bethany Drive, Aurora, CO 80014, (303) 751-1780 Fax (303) 751-1784

☐ **Casper, WY** 420 W. First Street, Casper, WY 82601, (307) 235-5741 Fax (307) 266-1676

☐ **Corpus Christi, TX** 1733 N. Padre Island Drive, Corpus Christi, TX 78408, (512) 289-2673 Fax (512) 289-2471

☐ **Edison, NJ** 284 Raritan Center Parkway, Edison, NJ 08837, (908) 225-6700 Fax (908) 225-6777

☐ **Houston, TX (Env)** 6310 Rothway Drive, Houston, TX 77040, (713) 690-4444 Fax (713) 690-5646

☐ **Houston, TX (Pet)** 8210 Mosley Road, Houston, TX 77075, (713) 943-9776 Fax (713) 943-3846

☐ **Indianapolis, IN** 7726 Moller Road, Indianapolis, IN 46268, (317) 875-5894 Fax (317) 872-6189

☐ **Lake Charles, LA** 3645 Beglis Parkway, Sulphur, LA 70663, (318) 583-4926 Fax (318) 583-4929

☐ **Long Beach, CA** 3700 Cherry Avenue, Long Beach, CA 90807, (310) 595-8401 Fax (310) 427-5174

☐ **Tampa, FL** 5460 Beaumont Center Blvd., Tampa, FL 33634, (813)884-8268 Fax (813) 885-4938

☐ **Valparaiso, IN** 2400 Cumberland Drive, Valparaiso, IN 46383, (219) 464-2389 Fax (219) 462-2953

ORIGIN

CORE LABORATORIES

SAMPLE DELIVERY GROUP NARRATIVE

October 14, 1996

Customer: Daniel B. Stephens & Associates
Project: 6033.2 ENRON ROSWELL
Core Laboratories Project Number: 962585

Method 8080 PCB Analysis:

The MS/MSD associated with this project was outside of the upper acceptance limit due to matrix interference. However, since the laboratory control sample analyzed with this project was within acceptance limits, and there were no detections for aroclors in any of the associated samples, the associated samples were not reprepared or reanalyzed.

James H. Travis
Laboratory Manager

Michael L. Armstrong
Laboratory Supervisor

The analytical results, opinions or interpretations contained in this report are based upon information and material supplied by the client for whose exclusive and confidential use this report has been made. The analytical results, opinions or interpretations expressed represent the best judgment of Core Laboratories. Core Laboratories, however, makes no warranty or representation, express or implied, of any type, and expressly disclaims same as to the productivity, proper operations or profitableness of any oil, gas, or other mineral property, well, mine or sand in connection with which such report is used or relied upon for any reason whatsoever. This report shall not be reproduced, in whole or in part, without the written approval of Core Laboratories.

CORE LABORATORIES

SAMPLE INFORMATION
Date: 10/14/96

Job Number.: 962585
Customer ..: Daniel B. Stephens & Associates
Attn.....: Bob Marley

Project Number.....: 96000156
Customer Project ID....: 6033.3 ENRON-ROSWELL
Project Description....: DB Stevens/Enron

Laboratory Sample ID	Customer Sample ID	Sample Matrix	Date Sampled	Time Sampled	Date Received	Time Received
962585-1	SVE-3 @ 35'	Soil	09/16/96	09:40	09/19/96	08:35
962585-2	SVE-3 @ 55'	Soil	09/16/96	10:55	09/19/96	08:35
962585-3	MW-11 @ 10'	Soil	09/16/96	15:40	09/19/96	08:35
962585-4	MW-11 @ 20'	Soil	09/16/96	16:00	09/19/96	08:35
962585-5	MW-11 @ 30'	Soil	09/16/96	16:15	09/19/96	08:35
962585-6	MW-11 @ 40'	Soil	09/16/96	16:35	09/19/96	08:35
962585-7	MW-11 @ 50'	Soil	09/16/96	16:55	09/19/96	08:35
962585-8	MW-11 @ 60'	Soil	09/16/96	17:30	09/19/96	08:35
962585-9	SVE-2 @ 30'	Soil	09/17/96	12:20	09/19/96	08:35
962585-10	SVE-2 @ 60'	Soil	09/17/96	13:30	09/19/96	08:35
962585-11	MW-16 @ 10'	Soil	09/18/96	08:00	09/19/96	08:35
962585-12	MW-16 @ 20'	Soil	09/18/96	08:35	09/19/96	08:35
962585-13	MW-16 @ 30'	Soil	09/18/96	09:00	09/19/96	08:35
962585-14	MW-16 @ 40'	Soil	09/18/96	09:15	09/19/96	08:35
962585-15	MW-16 @ 50'	Soil	09/18/96	09:45	09/19/96	08:35
962585-16	MW-16 @ 60'	Soil	09/18/96	10:10	09/19/96	08:35
962585-17	PIT3-2 @ 5'	Soil	09/18/96	11:50	09/19/96	08:35
962585-18	PIT3-2 @ 30'	Soil	09/18/96	12:50	09/19/96	08:35

The analytical results, opinions or interpretations contained in this report are based upon information and material supplied by the client for whose exclusive and confidential use this report has been made. The analytical results, opinions or interpretations expressed represent the best judgment of Core Laboratories. Core Laboratories, however, makes no warranty or representation, express or implied, of any type, and expressly disclaims same as to the productivity, proper operations or profitableness of any oil, gas or other mineral property, well or sand in connection with which such report is used or relied upon for any reason whatsoever. This report shall not be reproduced, in whole or in part, without the written approval of Core Laboratories.

CORELAB

CORE LABORATORIES

LABORATORY TEST RESULTS

Job Number: 962585 Date: 10/14/96

CUSTOMER: Daniel B. Stephens & Associates PROJECT: 6033.3 ENRON-ROSWELL ATTN: Bob Marley

Customer Sample ID: SVE-3 @ 35'
Date Sampled.....: 09/16/96
Time Sampled.....: 09:40
Sample Matrix.....: Soil

Laboratory Sample ID: 962585-1
Date Received.....: 09/19/96
Time Received.....: 08:35

TEST METHOD	PARAMETER/TEST DESCRIPTION	SAMPLE RESULT	REPORTING LIMIT	UNITS	DATE	TECH
SM 2540G	% Solids (104 Degree C Oven), Solid	84.5	0.1	%	09/23/96	jbd
SM 2540G	Moisture (@ 104 deg. C), Solid	15.5	0.1	%	09/23/96	jbd
SW-846 3050	Acid Digestion: Solids, Solid	Complete			09/24/96	lmt
SW-846 6010A	Arsenic (As), Solid	<5	5	mg/Kg	09/27/96	gag
SW-846 6010A	Barium (Ba), Solid	185	1	mg/Kg	09/27/96	gag
SW-846 6010A	Cadmium (Cd), Solid	<0.5	0.5	mg/Kg	09/27/96	gag
SW-846 6010A	Chromium (Cr), Solid	7	1	mg/Kg	09/27/96	gag
SW-846 6010A	Lead (Pb), Solid	5	5	mg/Kg	09/27/96	gag
SW-846 7471	Mercury (Hg), Solid	<0.10	0.10	mg/Kg	09/27/96	lmt
SW-846 6010A	Selenium (Se), Solid	<10	10	mg/Kg	09/27/96	gag
SW-846 6010A	Silver (Ag), Solid	<1	1	mg/Kg	09/27/96	gag
EPA 418.1	Total Recoverable Petroleum Hydrocarbons, Solid	21	10.	mg/Kg	10/01/96	jbd
SW-846 3550	Extraction (Ultrasonic) PCBs					
	Ultrasonic Extraction	Complete			09/23/96	jbd
SW-846 8080	PCB Analysis					
	Aroclor 1016, Solid	ND	17	ug/Kg	09/24/96	smc
	Aroclor 1221, Solid	ND	17	ug/Kg	09/24/96	smc
	Aroclor 1232, Solid	ND	17	ug/Kg	09/24/96	smc
	Aroclor 1242, Solid	ND	17	ug/Kg	09/24/96	smc
	Aroclor 1248, Solid	ND	17	ug/Kg	09/24/96	smc
	Aroclor 1254, Solid	ND	17	ug/Kg	09/24/96	smc
	Aroclor 1260, Solid	ND	17	ug/Kg	09/24/96	smc
	Aroclor 1262, Solid	ND	17	ug/Kg	09/24/96	smc
	Aroclor 1268, Solid	ND	17	ug/Kg	09/24/96	smc
SW-846 3550	Extraction (Ultrasonic) SVOCs					
	Ultrasonic Extraction	Complete			09/25/96	jbd
SW-846 8270	Semivolatile Organics					
	Acenaphthene, Solid	ND	330	ug/Kg	10/01/96	dmj
	Acenaphthylene, Solid	ND	330	ug/Kg	10/01/96	dmj
	Anthracene, Solid	ND	330	ug/Kg	10/01/96	dmj
	Benzidine, Solid	ND	1650	ug/Kg	10/01/96	dmj
	Benzo(a)anthracene, Solid	ND	330	ug/Kg	10/01/96	dmj
	Benzo(b)fluoranthene, Solid	ND	330	ug/Kg	10/01/96	dmj

The analytical results, opinions or interpretations contained in this report are based upon information and material supplied by the client for whose exclusive and confidential use this report has been made. The analytical results, opinions or interpretations expressed represent the best judgment of Core Laboratories. Core Laboratories, however, makes no warranty or representation, express or implied, of any type, and expressly disclaims same as to the productivity, proper operations or profitableness of any oil, gas or other mineral property, or any kind in connection with or on such report is used or relied upon for any reason whatsoever. This report shall not be reproduced, in whole or in part, without the written approval of Core Laboratories

CORE LABORATORIES

LABORATORY TEST RESULTS

Job Number: 962585 Date: 10/14/96

CUSTOMER: Daniel B. Stephens & Associates PROJECT: 6033.3 ENRON-ROSWELL ATTN: Bob Marley

Customer Sample ID: SVE-3 @ 35'
Date Sampled.....: 09/16/96
Time Sampled.....: 09:40
Sample Matrix.....: Soil

Laboratory Sample ID: 962585-1
Date Received.....: 09/19/96
Time Received.....: 08:35

TEST METHOD	PARAMETER/TEST DESCRIPTION	SAMPLE RESULT	REPORTING LIMIT	UNITS	DATE	TECH
	Benzo(k)fluoranthene, Solid	ND	330	ug/Kg	10/01/96	dmj
	Benzo(ghi)perylene, Solid	ND	330	ug/Kg	10/01/96	dmj
	Benzo(a)pyrene, Solid	ND	330	ug/Kg	10/01/96	dmj
	Benzyl alcohol, Solid	ND	330	ug/Kg	10/01/96	dmj
	Butyl benzyl phthalate, Solid	ND	330	ug/Kg	10/01/96	dmj
	Bis(2-chloroethoxy)methane, Solid	ND	330	ug/Kg	10/01/96	dmj
	Bis(2-chloroethyl)ether, Solid	ND	330	ug/Kg	10/01/96	dmj
	Bis(2-chloroisopropyl)ether, Solid	ND	330	ug/Kg	10/01/96	dmj
	Bis(2-ethylhexyl)phthalate, Solid	ND	330	ug/Kg	10/01/96	dmj
	4-Bromophenyl phenyl ether, Solid	ND	330	ug/Kg	10/01/96	dmj
	4-Chloroaniline, Solid	ND	330	ug/Kg	10/01/96	dmj
	2-Chloronaphthalene, Solid	ND	330	ug/Kg	10/01/96	dmj
	4-Chlorophenyl phenyl ether, Solid	ND	330	ug/Kg	10/01/96	dmj
	Chrysene, Solid	ND	330	ug/Kg	10/01/96	dmj
	Dibenzo(a,h)anthracene, Solid	ND	330	ug/Kg	10/01/96	dmj
	Dibenzofuran, Solid	ND	330	ug/Kg	10/01/96	dmj
	1,2-Dichlorobenzene, Solid	ND	330	ug/Kg	10/01/96	dmj
	1,3-Dichlorobenzene, Solid	ND	330	ug/Kg	10/01/96	dmj
	1,4-Dichlorobenzene, Solid	ND	330	ug/Kg	10/01/96	dmj
	3,3-Dichlorobenzidine, Solid	ND	330	ug/Kg	10/01/96	dmj
	Diethyl phthalate, Solid	ND	330	ug/Kg	10/01/96	dmj
	Dimethyl phthalate, Solid	ND	330	ug/Kg	10/01/96	dmj
	Di-n-butyl phthalate, Solid	ND	330	ug/Kg	10/01/96	dmj
	Di-n-octyl phthalate, Solid	ND	330	ug/Kg	10/01/96	dmj
	2,4-Dinitrotoluene, Solid	ND	330	ug/Kg	10/01/96	dmj
	2,6-Dinitrotoluene, Solid	ND	330	ug/Kg	10/01/96	dmj
	Fluoranthene, Solid	ND	330	ug/Kg	10/01/96	dmj
	Fluorene, Solid	ND	330	ug/Kg	10/01/96	dmj
	Hexachlorobenzene, Solid	ND	330	ug/Kg	10/01/96	dmj
	Hexachlorobutadiene, Solid	ND	330	ug/Kg	10/01/96	dmj
	Hexachlorocyclopentadiene, Solid	ND	330	ug/Kg	10/01/96	dmj
	Hexachloroethane, Solid	ND	330	ug/Kg	10/01/96	dmj
	Indeno(1,2,3-cd)pyrene, Solid	ND	330	ug/Kg	10/01/96	dmj
	Isophorone, Solid	ND	330	ug/Kg	10/01/96	dmj
	2-Methylnaphthalene, Solid	ND	330	ug/Kg	10/01/96	dmj
	Naphthalene, Solid	ND	330	ug/Kg	10/01/96	dmj
	o-Nitroaniline, Solid	ND	1650	ug/Kg	10/01/96	dmj
	m-Nitroaniline, Solid	ND	1650	ug/Kg	10/01/96	dmj
	p-Nitroaniline, Solid	ND	1650	ug/Kg	10/01/96	dmj
	Nitrobenzene, Solid	ND	330	ug/Kg	10/01/96	dmj
	n-Nitrosodi-n-propylamine, Solid	ND	330	ug/Kg	10/01/96	dmj
	n-Nitrosodiphenylamine, Solid	ND	330	ug/Kg	10/01/96	dmj
	Phenanthrene, Solid	ND	330	ug/Kg	10/01/96	dmj
	Pyrene, Solid	ND	330	ug/Kg	10/01/96	dmj
	1,2,4-Trichlorobenzene, Solid	ND	330	ug/Kg	10/01/96	dmj
	Benzoic acid, Solid	ND	1650	ug/Kg	10/01/96	dmj
	4-Chloro-3-methylphenol, Solid	ND	330	ug/Kg	10/01/96	dmj
	2-Chlorophenol, Solid	ND	330	ug/Kg	10/01/96	dmj
	2,4-Dichlorophenol, Solid	ND	330	ug/Kg	10/01/96	dmj

The analytical results, opinions or interpretations contained in this report are based upon information and material supplied by the client for whose exclusive and confidential use this report has been made. The analytical results, opinions or interpretations expressed represent the best judgment of Core Laboratories. Core Laboratories, however, makes no warranty or representation, express or implied, of any type, and expressly disclaims same as to the productivity, proper operations or profitableness of any oil, gas, or other mineral or property, well or sand in connection with which such report is used or relied upon for any reason whatsoever. This report shall not be reproduced, in whole or in part, without the written approval of Core Laboratories.

CORE LABORATORIES

LABORATORY TEST RESULTS

Job Number: 962585 Date: 10/14/96

CUSTOMER: Daniel B. Stephens & Associates PROJECT: 6033.3 ENRON-ROSWELL ATTN: Bob Marley

Customer Sample ID: SVE-3 @ 35'
Date Sampled.....: 09/16/96
Time Sampled.....: 09:40
Sample Matrix.....: Soil

Laboratory Sample ID: 962585-1
Date Received.....: 09/19/96
Time Received.....: 08:35

TEST METHOD	PARAMETER/TEST DESCRIPTION	SAMPLE RESULT	REPORTING LIMIT	UNITS	DATE	TECH
	2,4-Dimethylphenol, Solid	ND	330	ug/Kg	10/01/96	dmj
	2,4-Dinitrophenol, Solid	ND	1650	ug/Kg	10/01/96	dmj
	2-Methyl-4,6-dinitrophenol, Solid	ND	1650	ug/Kg	10/01/96	dmj
	2-Methylphenol (o-cresol), Solid	ND	330	ug/Kg	10/01/96	dmj
	4-Methylphenol (p-cresol), Solid	ND	330	ug/Kg	10/01/96	dmj
	2-Nitrophenol, Solid	ND	330	ug/Kg	10/01/96	dmj
	4-Nitrophenol, Solid	ND	1650	ug/Kg	10/01/96	dmj
	Pentachlorophenol, Solid	ND	1650	ug/Kg	10/01/96	dmj
	Phenol, Solid	ND	330	ug/Kg	10/01/96	dmj
	2,4,5-Trichlorophenol, Solid	ND	330	ug/Kg	10/01/96	dmj
	2,4,6-Trichlorophenol, Solid	ND	330	ug/Kg	10/01/96	dmj
SW-846 8240	Volatile Organics					
	Acetone, Solid	ND	100.	ug/Kg	09/25/96	bfr
	Benzene, Solid	2	1.	ug/Kg	09/25/96	bfr
	Bromodichloromethane, Solid	ND	5.	ug/Kg	09/25/96	bfr
	Bromoform, Solid	ND	5.	ug/Kg	09/25/96	bfr
	Bromomethane, Solid	ND	10.	ug/Kg	09/25/96	bfr
	Methyl ethyl ketone (2-Butanone), Solid	ND	100.	ug/Kg	09/25/96	bfr
	Carbon disulfide, Solid	ND	5.	ug/Kg	09/25/96	bfr
	Carbon tetrachloride, Solid	ND	5.	ug/Kg	09/25/96	bfr
	Chlorobenzene, Solid	ND	5.	ug/Kg	09/25/96	bfr
	Chloroethane, Solid	ND	10.	ug/Kg	09/25/96	bfr
	2-Chloroethylvinyl ether, Solid	ND	10.	ug/Kg	09/25/96	bfr
	Chloroform, Solid	ND	5.	ug/Kg	09/25/96	bfr
	Chloromethane, Solid	ND	10.	ug/Kg	09/25/96	bfr
	Dibromochloromethane, Solid	ND	5.	ug/Kg	09/25/96	bfr
	1,1-Dichloroethane, Solid	15	5.	ug/Kg	09/25/96	bfr
	1,2-Dichloroethane, Solid	ND	5.	ug/Kg	09/25/96	bfr
	1,1-Dichloroethene, Solid	ND	5.	ug/Kg	09/25/96	bfr
	trans-1,2-Dichloroethene, Solid	ND	5.	ug/Kg	09/25/96	bfr
	1,2-Dichloropropane, Solid	ND	5.	ug/Kg	09/25/96	bfr
	cis-1,3-Dichloropropene, Solid	ND	5.	ug/Kg	09/25/96	bfr
	trans-1,3-Dichloropropene, Solid	ND	5.	ug/Kg	09/25/96	bfr
	Ethylbenzene, Solid	ND	5.	ug/Kg	09/25/96	bfr
	2-Hexanone, Solid	ND	50.	ug/Kg	09/25/96	bfr
	Methylene chloride, Solid	ND	5.	ug/Kg	09/25/96	bfr
	4-Methyl-2-pentanone (MIBK), Solid	ND	50.	ug/Kg	09/25/96	bfr
	Styrene, Solid	ND	5.	ug/Kg	09/25/96	bfr
	1,1,2,2-Tetrachloroethane, Solid	ND	5.	ug/Kg	09/25/96	bfr
	Tetrachloroethene, Solid	ND	5.	ug/Kg	09/25/96	bfr
	Toluene, Solid	ND	5.	ug/Kg	09/25/96	bfr
	1,1,1-Trichloroethane, Solid	ND	5.	ug/Kg	09/25/96	bfr
	1,1,2-Trichloroethane, Solid	ND	5.	ug/Kg	09/25/96	bfr
	Trichloroethene, Solid	ND	5.	ug/Kg	09/25/96	bfr
	Vinyl acetate, Solid	ND	50.	ug/Kg	09/25/96	bfr
	Vinyl chloride, Solid	ND	10.	ug/Kg	09/25/96	bfr
	Xylenes (total), Solid	ND	5.	ug/Kg	09/25/96	bfr

The analytical results, opinions or interpretations contained in this report are based upon information and material supplied by the client for whose exclusive and confidential use this report has been made. The analytical results, opinions or interpretations expressed represent the best judgment of Core Laboratories. Core Laboratories, however, makes no warranty or representation, express or implied, of any type, and expressly disclaims same as to the productivity, proper operations or profitableness of any oil, gas or other mineral, property, well or sand in connection with which such report is used or relied upon for any reason whatsoever. This report shall not be reproduced, in whole or in part, without the written approval of Core Laboratories.

CORE LABORATORIES

LABORATORY TEST RESULTS

Job Number: 962585 Date: 10/14/96

CUSTOMER: Daniel B. Stephens & Associates PROJECT: 6033.3 ENRON-ROSWELL ATTN: Bob Marley

Customer Sample ID: SVE-3 @ 55'
Date Sampled.....: 09/16/96
Time Sampled.....: 10:55
Sample Matrix.....: Soil

Laboratory Sample ID: 962585-2
Date Received.....: 09/19/96
Time Received.....: 08:35

TEST METHOD	PARAMETER/TEST DESCRIPTION	SAMPLE RESULT	REPORTING LIMIT	UNITS	DATE	TECH
SM 2540G	% Solids (104 Degree C Oven), Solid	82.9	0.1	%	09/23/96	jbd
SM 2540G	Moisture (@ 104 deg. C), Solid	17.1	0.1	%	09/23/96	jbd
SW-846 3050	Acid Digestion: Solids, Solid	Complete			09/24/96	lmt
SW-846 6010A	Arsenic (As), Solid	6	5	mg/Kg	09/27/96	gag
SW-846 6010A	Barium (Ba), Solid	216	1	mg/Kg	09/27/96	gag
SW-846 6010A	Cadmium (Cd), Solid	<0.5	0.5	mg/Kg	09/27/96	gag
SW-846 6010A	Chromium (Cr), Solid	12	1	mg/Kg	09/27/96	gag
SW-846 6010A	Lead (Pb), Solid	10	5	mg/Kg	09/27/96	gag
SW-846 7471	Mercury (Hg), Solid	<0.10	0.10	mg/Kg	09/27/96	lmt
SW-846 6010A	Selenium (Se), Solid	<10	10	mg/Kg	09/27/96	gag
SW-846 6010A	Silver (Ag), Solid	<1	1	mg/Kg	09/27/96	gag
EPA 418.1	Total Recoverable Petroleum Hydrocarbons, Solid	24	10.	mg/Kg	10/01/96	jbd
SW-846 3550	Extraction (Ultrasonic) PCBs					
	Ultrasonic Extraction	Complete			09/23/96	jbd
SW-846 8080	PCB Analysis					
	Aroclor 1016, Solid	ND	17	ug/Kg	09/24/96	smc
	Aroclor 1221, Solid	ND	17	ug/Kg	09/24/96	smc
	Aroclor 1232, Solid	ND	17	ug/Kg	09/24/96	smc
	Aroclor 1242, Solid	ND	17	ug/Kg	09/24/96	smc
	Aroclor 1248, Solid	ND	17	ug/Kg	09/24/96	smc
	Aroclor 1254, Solid	ND	17	ug/Kg	09/24/96	smc
	Aroclor 1260, Solid	ND	17	ug/Kg	09/24/96	smc
	Aroclor 1262, Solid	ND	17	ug/Kg	09/24/96	smc
	Aroclor 1268, Solid	ND	17	ug/Kg	09/24/96	smc
SW-846 3550	Extraction (Ultrasonic) SVOCs					
	Ultrasonic Extraction	Complete			09/25/96	jbd
SW-846 8270	Semivolatile Organics					
	Acenaphthene, Solid	ND	330	ug/Kg	10/01/96	dmj
	Acenaphthylene, Solid	ND	330	ug/Kg	10/01/96	dmj
	Anthracene, Solid	ND	330	ug/Kg	10/01/96	dmj
	Benzidine, Solid	ND	1650	ug/Kg	10/01/96	dmj
	Benzo(a)anthracene, Solid	ND	330	ug/Kg	10/01/96	dmj
	Benzo(b)fluoranthene, Solid	ND	330	ug/Kg	10/01/96	dmj

The analytical results, opinions or interpretations contained in this report are based upon information and material supplied by the client for whose exclusive and confidential use this report has been made. The analytical results, opinions or interpretations expressed represent the best judgment of Core Laboratories. Core Laboratories, however, makes no warranty or representation, express or implied, of any type, and expressly disclaims same as to the productivity, proper operations or profitableness of any oil, gas, coal, or other minerals, property, well or stratum in connection with which such report is used or relied upon for any reason whatsoever. This report shall not be reproduced, in whole or in part, without the written approval of Core Laboratories.

CORE LABORATORIES

LABORATORY TEST RESULTS

Job Number: 962585 Date: 10/14/96

CUSTOMER: Daniel B. Stephens & Associates PROJECT: 6033.3 ENRON-ROSWELL ATTN: Bob Marley

Customer Sample ID: SVE-3 @ 55'
Date Sampled.....: 09/16/96
Time Sampled.....: 10:55
Sample Matrix.....: Soil

Laboratory Sample ID: 962585-2
Date Received.....: 09/19/96
Time Received.....: 08:35

TEST METHOD	PARAMETER/TEST DESCRIPTION	SAMPLE RESULT	REPORTING LIMIT	UNITS	DATE	TECH
	Benzo(k)fluoranthene, Solid	ND	330	ug/Kg	10/01/96	dmj
	Benzo(ghi)perylene, Solid	ND	330	ug/Kg	10/01/96	dmj
	Benzo(a)pyrene, Solid	ND	330	ug/Kg	10/01/96	dmj
	Benzyl alcohol, Solid	ND	330	ug/Kg	10/01/96	dmj
	Butyl benzyl phthalate, Solid	ND	330	ug/Kg	10/01/96	dmj
	Bis(2-chloroethoxy)methane, Solid	ND	330	ug/Kg	10/01/96	dmj
	Bis(2-chloroethyl)ether, Solid	ND	330	ug/Kg	10/01/96	dmj
	Bis(2-chloroisopropyl)ether, Solid	ND	330	ug/Kg	10/01/96	dmj
	Bis(2-ethylhexyl)phthalate, Solid	ND	330	ug/Kg	10/01/96	dmj
	4-Bromophenyl phenyl ether, Solid	ND	330	ug/Kg	10/01/96	dmj
	4-Chloroaniline, Solid	ND	330	ug/Kg	10/01/96	dmj
	2-Chloronaphthalene, Solid	ND	330	ug/Kg	10/01/96	dmj
	4-Chlorophenyl phenyl ether, Solid	ND	330	ug/Kg	10/01/96	dmj
	Chrysene, Solid	ND	330	ug/Kg	10/01/96	dmj
	Dibenzo(a,h)anthracene, Solid	ND	330	ug/Kg	10/01/96	dmj
	Dibenzofuran, Solid	ND	330	ug/Kg	10/01/96	dmj
	1,2-Dichlorobenzene, Solid	ND	330	ug/Kg	10/01/96	dmj
	1,3-Dichlorobenzene, Solid	ND	330	ug/Kg	10/01/96	dmj
	1,4-Dichlorobenzene, Solid	ND	330	ug/Kg	10/01/96	dmj
	3,3-Dichlorobenzidine, Solid	ND	330	ug/Kg	10/01/96	dmj
	Diethyl phthalate, Solid	ND	330	ug/Kg	10/01/96	dmj
	Dimethyl phthalate, Solid	ND	330	ug/Kg	10/01/96	dmj
	Di-n-butyl phthalate, Solid	ND	330	ug/Kg	10/01/96	dmj
	Di-n-octyl phthalate, Solid	ND	330	ug/Kg	10/01/96	dmj
	2,4-Dinitrotoluene, Solid	ND	330	ug/Kg	10/01/96	dmj
	2,6-Dinitrotoluene, Solid	ND	330	ug/Kg	10/01/96	dmj
	Fluoranthene, Solid	ND	330	ug/Kg	10/01/96	dmj
	Fluorene, Solid	ND	330	ug/Kg	10/01/96	dmj
	Hexachlorobenzene, Solid	ND	330	ug/Kg	10/01/96	dmj
	Hexachlorobutadiene, Solid	ND	330	ug/Kg	10/01/96	dmj
	Hexachlorocyclopentadiene, Solid	ND	330	ug/Kg	10/01/96	dmj
	Hexachloroethane, Solid	ND	330	ug/Kg	10/01/96	dmj
	Indeno(1,2,3-cd)pyrene, Solid	ND	330	ug/Kg	10/01/96	dmj
	Isophorone, Solid	ND	330	ug/Kg	10/01/96	dmj
	2-Methylnaphthalene, Solid	ND	330	ug/Kg	10/01/96	dmj
	Naphthalene, Solid	ND	330	ug/Kg	10/01/96	dmj
	o-Nitroaniline, Solid	ND	1650	ug/Kg	10/01/96	dmj
	m-Nitroaniline, Solid	ND	1650	ug/Kg	10/01/96	dmj
	p-Nitroaniline, Solid	ND	1650	ug/Kg	10/01/96	dmj
	Nitrobenzene, Solid	ND	330	ug/Kg	10/01/96	dmj
	n-Nitrosodi-n-propylamine, Solid	ND	330	ug/Kg	10/01/96	dmj
	n-Nitrosodiphenylamine, Solid	ND	330	ug/Kg	10/01/96	dmj
	Phenanthrene, Solid	ND	330	ug/Kg	10/01/96	dmj
	Pyrene, Solid	ND	330	ug/Kg	10/01/96	dmj
	1,2,4-Trichlorobenzene, Solid	ND	330	ug/Kg	10/01/96	dmj
	Benzoic acid, Solid	ND	1650	ug/Kg	10/01/96	dmj
	4-Chloro-3-methylphenol, Solid	ND	330	ug/Kg	10/01/96	dmj
	2-Chlorophenol, Solid	ND	330	ug/Kg	10/01/96	dmj
	2,4-Dichlorophenol, Solid	ND	330	ug/Kg	10/01/96	dmj

The analytical results, opinions or interpretations contained in this report are based upon information and material supplied by the client for whose exclusive and confidential use this report has been made. The analytical results, opinions or interpretations expressed represent the best judgment of Core Laboratories. Core Laboratories, however, makes no warranty or representation, express or implied, of any type, and expressly disclaims same as to the productivity, proper operations or profitableness of any oil, gas or other mineral well or sand in connection with which such report is used or relied upon for any reason whatsoever. This report shall not be reproduced, in whole or in part, without the written approval of Core Laboratories.

CORE LABORATORIES

LABORATORY TEST RESULTS

Job Number: 962585 Date: 10/14/96

CUSTOMER: Daniel B. Stephens & Associates PROJECT: 6033.3 ENRON-ROSWELL ATTN: Bob Marley

Customer Sample ID: SVE-3 @ 55'
Date Sampled.....: 09/16/96
Time Sampled.....: 10:55
Sample Matrix.....: Soil

Laboratory Sample ID: 962585-2
Date Received.....: 09/19/96
Time Received.....: 08:35

TEST METHOD	PARAMETER/TEST DESCRIPTION	SAMPLE RESULT	REPORTING LIMIT	UNITS	DATE	TECH
	2,4-Dimethylphenol, Solid	ND	330	ug/Kg	10/01/96	dmj
	2,4-Dinitrophenol, Solid	ND	1650	ug/Kg	10/01/96	dmj
	2-Methyl-4,6-dinitrophenol, Solid	ND	1650	ug/Kg	10/01/96	dmj
	2-Methylphenol (o-cresol), Solid	ND	330	ug/Kg	10/01/96	dmj
	4-Methylphenol (p-cresol), Solid	ND	330	ug/Kg	10/01/96	dmj
	2-Nitrophenol, Solid	ND	330	ug/Kg	10/01/96	dmj
	4-Nitrophenol, Solid	ND	1650	ug/Kg	10/01/96	dmj
	Pentachlorophenol, Solid	ND	1650	ug/Kg	10/01/96	dmj
	Phenol, Solid	ND	330	ug/Kg	10/01/96	dmj
	2,4,5-Trichlorophenol, Solid	ND	330	ug/Kg	10/01/96	dmj
	2,4,6-Trichlorophenol, Solid	ND	330	ug/Kg	10/01/96	dmj
SW-846 8240	Volatile Organics					
	Acetone, Solid	ND	100.	ug/Kg	09/25/96	bfr
	Benzene, Solid	68	1.	ug/Kg	09/25/96	bfr
	Bromodichloromethane, Solid	ND	5.	ug/Kg	09/25/96	bfr
	Bromoform, Solid	ND	5.	ug/Kg	09/25/96	bfr
	Bromomethane, Solid	ND	10.	ug/Kg	09/25/96	bfr
	Methyl ethyl ketone (2-Butanone), Solid	ND	100.	ug/Kg	09/25/96	bfr
	Carbon disulfide, Solid	ND	5.	ug/Kg	09/25/96	bfr
	Carbon tetrachloride, Solid	ND	5.	ug/Kg	09/25/96	bfr
	Chlorobenzene, Solid	ND	5.	ug/Kg	09/25/96	bfr
	Chloroethane, Solid	ND	10.	ug/Kg	09/25/96	bfr
	2-Chloroethylvinyl ether, Solid	ND	10.	ug/Kg	09/25/96	bfr
	Chloroform, Solid	ND	5.	ug/Kg	09/25/96	bfr
	Chloromethane, Solid	ND	10.	ug/Kg	09/25/96	bfr
	Dibromochloromethane, Solid	ND	5.	ug/Kg	09/25/96	bfr
	1,1-Dichloroethane, Solid	ND	5.	ug/Kg	09/25/96	bfr
	1,2-Dichloroethane, Solid	ND	5.	ug/Kg	09/25/96	bfr
	1,1-Dichloroethene, Solid	ND	5.	ug/Kg	09/25/96	bfr
	trans-1,2-Dichloroethene, Solid	ND	5.	ug/Kg	09/25/96	bfr
	1,2-Dichloropropane, Solid	ND	5.	ug/Kg	09/25/96	bfr
	cis-1,3-Dichloropropene, Solid	ND	5.	ug/Kg	09/25/96	bfr
	trans-1,3-Dichloropropene, Solid	ND	5.	ug/Kg	09/25/96	bfr
	Ethylbenzene, Solid	ND	5.	ug/Kg	09/25/96	bfr
	2-Hexanone, Solid	ND	50.	ug/Kg	09/25/96	bfr
	Methylene chloride, Solid	ND	5.	ug/Kg	09/25/96	bfr
	4-Methyl-2-pentanone (MIBK), Solid	ND	50.	ug/Kg	09/25/96	bfr
	Styrene, Solid	ND	5.	ug/Kg	09/25/96	bfr
	1,1,2,2-Tetrachloroethane, Solid	ND	5.	ug/Kg	09/25/96	bfr
	Tetrachloroethene, Solid	ND	5.	ug/Kg	09/25/96	bfr
	Toluene, Solid	ND	5.	ug/Kg	09/25/96	bfr
	1,1,1-Trichloroethane, Solid	ND	5.	ug/Kg	09/25/96	bfr
	1,1,2-Trichloroethane, Solid	ND	5.	ug/Kg	09/25/96	bfr
	Trichloroethene, Solid	ND	5.	ug/Kg	09/25/96	bfr
	Vinyl acetate, Solid	ND	50.	ug/Kg	09/25/96	bfr
	Vinyl chloride, Solid	ND	10.	ug/Kg	09/25/96	bfr
	Xylenes (total), Solid	6	5.	ug/Kg	09/25/96	bfr

The analytical results, opinions or interpretations contained in this report are based upon information and material supplied by the client for whose exclusive and confidential use this report has been made. The analytical results, opinions or interpretations expressed represent the best judgment of Core Laboratories. Core Laboratories, however, makes no warranty or representation, express or implied, of any type, and expressly disclaims same as to the productivity, proper operations or profitableness of any oil, gas, coal or other minerals, property, well or sand in connection with which such report is used or relied upon for any reason whatsoever. This report shall not be reproduced, in whole or in part, without the written approval of Core Laboratories.

CORE LABORATORIES

LABORATORY TEST RESULTS

Job Number: 962585 Date: 10/14/96

CUSTOMER: Daniel B. Stephens & Associates PROJECT: 6033.3 ENRON-ROSWELL ATTN: Bob Marley

Customer Sample ID: MW-11 @ 10'
Date Sampled.....: 09/16/96
Time Sampled.....: 15:40
Sample Matrix.....: Soil

Laboratory Sample ID: 962585-3
Date Received.....: 09/19/96
Time Received.....: 08:35

TEST METHOD	PARAMETER/TEST DESCRIPTION	SAMPLE RESULT	REPORTING LIMIT	UNITS	DATE	TECH
SM 2540G	% Solids (104 Degree C Oven), Solid	96.1	0.1	%	09/23/96	jbd
SM 2540G	Moisture (@ 104 deg. C), Solid	3.9	0.1	%	09/23/96	jbd
EPA 418.1	Total Recoverable Petroleum Hydrocarbons, Solid	36	10.	mg/Kg	10/01/96	jbd

The analytical results, opinions or interpretations contained in this report are based upon information and material supplied by the client for whose exclusive and confidential use this report has been made. The analytical results, opinions or interpretations expressed represent the best judgment of Core Laboratories. Core Laboratories, however, makes no warranty or representation, express or implied, of any type, and expressly disclaims same as to the productivity, proper operations or profitableness of any oil, gas or other mineral property, well or sand in connection with which such report is used or relied upon for any reason whatsoever. This report shall not be reproduced, in whole or in part, without the written approval of Core Laboratories

CORE LABORATORIES

LABORATORY TEST RESULTS

Job Number: 962585 Date: 10/14/96

CUSTOMER: Daniel B. Stephens & Associates PROJECT: 6033.3 ENRON-ROSWELL ATTN: Bob Marley

Customer Sample ID: MW-11 @ 20'
Date Sampled.....: 09/16/96
Time Sampled.....: 16:00
Sample Matrix.....: Soil

Laboratory Sample ID: 962585-4
Date Received.....: 09/19/96
Time Received.....: 08:35

TEST METHOD	PARAMETER/TEST DESCRIPTION	SAMPLE RESULT	REPORTING LIMIT	UNITS	DATE	TECH
SM 2540G	% Solids (104 Degree C Oven), Solid	89.9	0.1	%	09/23/96	jbd
SM 2540G	Moisture (@ 104 deg. C), Solid	10.1	0.1	%	09/23/96	jbd
EPA 418.1	Total Recoverable Petroleum Hydrocarbons, Solid	31	10.	mg/Kg	10/01/96	jbd

The analytical results, opinions or interpretations contained in this report are based upon information and material supplied by the client for whose exclusive and confidential use this report has been made. The analytical results, opinions or interpretations expressed represent the best judgment of Core Laboratories. Core Laboratories, however, makes no warranty or representation, express or implied, of any type, and expressly disclaims same as to the productivity, proper operations or profitableness of any oil, gas or other mineral, property, well or sand in connection with which such report is used or relied upon for any reason whatsoever. This report shall not be reproduced, in whole or in part, without the written approval of Core Laboratories.

CORE LABORATORIES

LABORATORY TEST RESULTS

Job Number: 962585

Date: 10/14/96

CUSTOMER: Daniel B. Stephens & Associates PROJECT: 6033.3 ENRON-ROSWELL ATTN: Bob Marley

Customer Sample ID: MW-11 @ 30'
Date Sampled.....: 09/16/96
Time Sampled.....: 16:15
Sample Matrix.....: Soil

Laboratory Sample ID: 962585-5
Date Received.....: 09/19/96
Time Received.....: 08:35

TEST METHOD	PARAMETER/TEST DESCRIPTION	SAMPLE RESULT	REPORTING LIMIT	UNITS	DATE	TECH
SM 2540G	% Solids (104 Degree C Oven), Solid	82.0	0.1	%	09/23/96	jbd
SM 2540G	Moisture (@ 104 deg. C), Solid	18.0	0.1	%	09/23/96	jbd
EPA 418.1	Total Recoverable Petroleum Hydrocarbons, Solid	24	10.	mg/Kg	10/01/96	jbd

The analytical results, opinions or interpretations contained in this report are based upon information and material supplied by the client for whose exclusive and confidential use this report has been made. The analytical results, opinions or interpretations expressed represent the best judgment of Core Laboratories. Core Laboratories, however, makes no warranty or representation, express or implied, of any type, and expressly disclaims same as to the productivity, proper operations or profitableness of any oil, gas, or other mineral, property, well or sand in connection with which such report is used or relied upon for any reason whatsoever. This report shall not be reproduced, in whole or in part, without the written approval of Core Laboratories.

CORE LABORATORIES

LABORATORY TEST RESULTS

Job Number: 962585 Date: 10/14/96

CUSTOMER: Daniel B. Stephens & Associates PROJECT: 6033.3 ENRON-ROSWELL ATTN: Bob Marley

Customer Sample ID: MW-11 @ 40'
Date Sampled.....: 09/16/96
Time Sampled.....: 16:35
Sample Matrix.....: Soil

Laboratory Sample ID: 962585-6
Date Received.....: 09/19/96
Time Received.....: 08:35

TEST METHOD	PARAMETER/TEST DESCRIPTION	SAMPLE RESULT	REPORTING LIMIT	UNITS	DATE	TECH
SM 2540G	% Solids (104 Degree C Oven), Solid	80.1	0.1	%	09/23/96	jbd
SM 2540G	Moisture (@ 104 deg. C), Solid	19.9	0.1	%	09/23/96	jbd
EPA 418.1	Total Recoverable Petroleum Hydrocarbons, Solid	27	10.	mg/Kg	10/01/96	jbd

The analytical results, opinions or interpretations contained in this report are based upon information and material supplied by the client for whose exclusive and confidential use this report has been made. The analytical results, opinions or interpretations expressed represent the best judgment of Core Laboratories. Core Laboratories, however, makes no warranty or representation, express or implied, of any type, and expressly disclaims same as to the productivity, proper operations or profitableness of any oil, gas, or other mineral, company, well or sand in connection with which such report is used or relied upon for any reason whatsoever. This report shall not be reproduced, in whole or in part, without the written approval of Core Laboratories.

CORE LABORATORIES

LABORATORY TEST RESULTS

Job Number: 962585 Date: 10/14/96

CUSTOMER: Daniel B. Stephens & Associates PROJECT: 6033.3 ENRON-ROSWELL ATTN: Bob Marley

Customer Sample ID: MW-11 @ 50'
Date Sampled.....: 09/16/96
Time Sampled.....: 16:55
Sample Matrix.....: Soil

Laboratory Sample ID: 962585-7
Date Received.....: 09/19/96
Time Received.....: 08:35

TEST METHOD	PARAMETER/TEST DESCRIPTION	SAMPLE RESULT	REPORTING LIMIT	UNITS	DATE	TECH
SM 2540G	% Solids (104 Degree C Oven), Solid	92.0	0.1	%	09/23/96	jbd
SM 2540G	Moisture (@ 104 deg. C), Solid	8.0	0.1	%	09/23/96	jbd
EPA 418.1	Total Recoverable Petroleum Hydrocarbons, Solid	20	10.	mg/Kg	10/01/96	jbd

The analytical results, opinions or interpretations contained in this report are based upon information and material supplied by the client for whose exclusive and confidential use this report has been made. The analytical results, opinions or interpretations expressed represent the best judgment of Core Laboratories. Core Laboratories, however, makes no warranty or representation, express or implied, of any type, and expressly disclaims same as to the productivity, proper operations or profitableness of any oil, gas, coal or other mineral property or mine in connection with which such report is used or relied upon for any reason whatsoever. This report shall not be reproduced, in whole or in part, without the written approval of Core Laboratories.

CORE LABORATORIES

LABORATORY TEST RESULTS

Job Number: 962585 Date: 10/14/96

CUSTOMER: Daniel B. Stephens & Associates PROJECT: 6033.3 ENRON-ROSWELL ATTN: Bob Marley

Customer Sample ID: MW-11 @ 60'
Date Sampled.....: 09/16/96
Time Sampled.....: 17:30
Sample Matrix.....: Soil

Laboratory Sample ID: 962585-8
Date Received.....: 09/19/96
Time Received.....: 08:35

TEST METHOD	PARAMETER/TEST DESCRIPTION	SAMPLE RESULT	REPORTING LIMIT	UNITS	DATE	TECH
SM 2540G	% Solids (104 Degree C Oven), Solid	76.4	0.1	%	09/23/96	jbd
SM 2540G	Moisture (@ 104 deg. C), Solid	23.6	0.1	%	09/23/96	jbd
SW-846 3050	Acid Digestion: Solids, Solid	Complete			09/24/96	lmt
SW-846 6010A	Arsenic (As), Solid	6	5	mg/Kg	09/27/96	gag
SW-846 6010A	Barium (Ba), Solid	59	1	mg/Kg	09/27/96	gag
SW-846 6010A	Cadmium (Cd), Solid	0.5	0.5	mg/Kg	09/27/96	gag
SW-846 6010A	Chromium (Cr), Solid	14	1	mg/Kg	09/27/96	gag
SW-846 6010A	Lead (Pb), Solid	16	5	mg/Kg	09/27/96	gag
SW-846 7471	Mercury (Hg), Solid	<0.10	0.10	mg/Kg	09/27/96	lmt
SW-846 6010A	Selenium (Se), Solid	<10	10	mg/Kg	09/27/96	gag
SW-846 6010A	Silver (Ag), Solid	<1	1	mg/Kg	09/27/96	gag
EPA 418.1	Total Recoverable Petroleum Hydrocarbons, Solid	<10.	10.	mg/Kg	10/01/96	jbd
SW-846 3550	Extraction (Ultrasonic) PCBs					
	Ultrasonic Extraction	Complete			09/23/96	jbd
SW-846 8080	PCB Analysis					
	Aroclor 1016, Solid	ND	17	ug/Kg	09/24/96	smc
	Aroclor 1221, Solid	ND	17	ug/Kg	09/24/96	smc
	Aroclor 1232, Solid	ND	17	ug/Kg	09/24/96	smc
	Aroclor 1242, Solid	ND	17	ug/Kg	09/24/96	smc
	Aroclor 1248, Solid	ND	17	ug/Kg	09/24/96	smc
	Aroclor 1254, Solid	ND	17	ug/Kg	09/24/96	smc
	Aroclor 1260, Solid	ND	17	ug/Kg	09/24/96	smc
	Aroclor 1262, Solid	ND	17	ug/Kg	09/24/96	smc
	Aroclor 1268, Solid	ND	17	ug/Kg	09/24/96	smc
SW-846 3550	Extraction (Ultrasonic) SVOCs					
	Ultrasonic Extraction	Complete			09/25/96	jbd
SW-846 8270	Semivolatile Organics					
	Acenaphthene, Solid	ND	330	ug/Kg	10/02/96	dmj
	Acenaphthylene, Solid	ND	330	ug/Kg	10/02/96	dmj
	Anthracene, Solid	ND	330	ug/Kg	10/02/96	dmj
	Benzidine, Solid	ND	1650	ug/Kg	10/02/96	dmj
	Benzo(a)anthracene, Solid	ND	330	ug/Kg	10/02/96	dmj
	Benzo(b)fluoranthene, Solid	ND	330	ug/Kg	10/02/96	dmj

The analytical results, opinions or interpretations contained in this report are based upon information and material supplied by the client for whose exclusive and confidential use this report has been made. The analytical results, opinions or interpretations expressed represent the best judgment of Core Laboratories. Core Laboratories, however, makes no warranty or representation, express or implied, of any type, and expressly disclaims same as to the productivity, proper operations or profitableness of any oil, gas, coal or other mineral property, well or sand in connection with which such report is used or relied upon for any reason whatsoever. This report shall not be reproduced, in whole or in part, without the written approval of Core Laboratories.

CORE LABORATORIES

LABORATORY TEST RESULTS

Job Number: 962585 Date: 10/14/96

CUSTOMER: Daniel B. Stephens & Associates PROJECT: 6033.3 ENRON-ROSWELL ATTN: Bob Marley

Customer Sample ID: MW-11 @ 60'
Date Sampled.....: 09/16/96
Time Sampled.....: 17:30
Sample Matrix.....: Soil

Laboratory Sample ID: 962585-8
Date Received.....: 09/19/96
Time Received.....: 08:35

TEST METHOD	PARAMETER/TEST DESCRIPTION	SAMPLE RESULT	REPORTING LIMIT	UNITS	DATE	TECH
	Benzo(k)fluoranthene, Solid	ND	330	ug/Kg	10/02/96	dmj
	Benzo(ghi)perylene, Solid	ND	330	ug/Kg	10/02/96	dmj
	Benzo(a)pyrene, Solid	ND	330	ug/Kg	10/02/96	dmj
	Benzyl alcohol, Solid	ND	330	ug/Kg	10/02/96	dmj
	Butyl benzyl phthalate, Solid	ND	330	ug/Kg	10/02/96	dmj
	Bis(2-chloroethoxy)methane, Solid	ND	330	ug/Kg	10/02/96	dmj
	Bis(2-chloroethyl)ether, Solid	ND	330	ug/Kg	10/02/96	dmj
	Bis(2-chloroisopropyl)ether, Solid	ND	330	ug/Kg	10/02/96	dmj
	Bis(2-ethylhexyl)phthalate, Solid	ND	330	ug/Kg	10/02/96	dmj
	4-Bromophenyl phenyl ether, Solid	ND	330	ug/Kg	10/02/96	dmj
	4-Chloroaniline, Solid	ND	330	ug/Kg	10/02/96	dmj
	2-Chloronaphthalene, Solid	ND	330	ug/Kg	10/02/96	dmj
	4-Chlorophenyl phenyl ether, Solid	ND	330	ug/Kg	10/02/96	dmj
	Chrysene, Solid	ND	330	ug/Kg	10/02/96	dmj
	Dibenzo(a,h)anthracene, Solid	ND	330	ug/Kg	10/02/96	dmj
	Dibenzofuran, Solid	ND	330	ug/Kg	10/02/96	dmj
	1,2-Dichlorobenzene, Solid	ND	330	ug/Kg	10/02/96	dmj
	1,3-Dichlorobenzene, Solid	ND	330	ug/Kg	10/02/96	dmj
	1,4-Dichlorobenzene, Solid	ND	330	ug/Kg	10/02/96	dmj
	3,3-Dichlorobenzidine, Solid	ND	330	ug/Kg	10/02/96	dmj
	Diethyl phthalate, Solid	ND	330	ug/Kg	10/02/96	dmj
	Dimethyl phthalate, Solid	ND	330	ug/Kg	10/02/96	dmj
	Di-n-butyl phthalate, Solid	ND	330	ug/Kg	10/02/96	dmj
	Di-n-octyl phthalate, Solid	ND	330	ug/Kg	10/02/96	dmj
	2,4-Dinitrotoluene, Solid	ND	330	ug/Kg	10/02/96	dmj
	2,6-Dinitrotoluene, Solid	ND	330	ug/Kg	10/02/96	dmj
	Fluoranthene, Solid	ND	330	ug/Kg	10/02/96	dmj
	Fluorene, Solid	ND	330	ug/Kg	10/02/96	dmj
	Hexachlorobenzene, Solid	ND	330	ug/Kg	10/02/96	dmj
	Hexachlorobutadiene, Solid	ND	330	ug/Kg	10/02/96	dmj
	Hexachlorocyclopentadiene, Solid	ND	330	ug/Kg	10/02/96	dmj
	Hexachloroethane, Solid	ND	330	ug/Kg	10/02/96	dmj
	Indeno(1,2,3-cd)pyrene, Solid	ND	330	ug/Kg	10/02/96	dmj
	Isophorone, Solid	ND	330	ug/Kg	10/02/96	dmj
	2-Methylnaphthalene, Solid	ND	330	ug/Kg	10/02/96	dmj
	Naphthalene, Solid	ND	330	ug/Kg	10/02/96	dmj
	o-Nitroaniline, Solid	ND	1650	ug/Kg	10/02/96	dmj
	m-Nitroaniline, Solid	ND	1650	ug/Kg	10/02/96	dmj
	p-Nitroaniline, Solid	ND	1650	ug/Kg	10/02/96	dmj
	Nitrobenzene, Solid	ND	330	ug/Kg	10/02/96	dmj
	n-Nitrosodi-n-propylamine, Solid	ND	330	ug/Kg	10/02/96	dmj
	n-Nitrosodiphenylamine, Solid	ND	330	ug/Kg	10/02/96	dmj
	Phenanthrene, Solid	ND	330	ug/Kg	10/02/96	dmj
	Pyrene, Solid	ND	330	ug/Kg	10/02/96	dmj
	1,2,4-Trichlorobenzene, Solid	ND	330	ug/Kg	10/02/96	dmj
	Benzoic acid, Solid	ND	1650	ug/Kg	10/02/96	dmj
	4-Chloro-3-methylphenol, Solid	ND	330	ug/Kg	10/02/96	dmj
	2-Chlorophenol, Solid	ND	330	ug/Kg	10/02/96	dmj
	2,4-Dichlorophenol, Solid	ND	330	ug/Kg	10/02/96	dmj

The analytical results, opinions or interpretations contained in this report are based upon information and material supplied by the client for whose exclusive and confidential use this report has been made. The analytical results, opinions or interpretations expressed represent the best judgment of Core Laboratories. Core Laboratories, however, makes no warranty or representation, express or implied, of any type, and expressly disclaims same as to the productivity, proper operations or profitableness of any oil, gas, coal or other minerals, property, well or sand in connection with which such report is used or relied upon for any reason whatsoever. This report shall not be reproduced, in whole or in part, without the written approval of Core Laboratories.

CORE LABORATORIES

LABORATORY TEST RESULTS

Job Number: 962585 Date: 10/14/96

CUSTOMER: Daniel B. Stephens & Associates PROJECT: 6033.3 ENRON-ROSWELL ATTN: Bob Marley

Customer Sample ID: MW-11 @ 60'
Date Sampled.....: 09/16/96
Time Sampled.....: 17:30
Sample Matrix.....: Soil

Laboratory Sample ID: 962585-8
Date Received.....: 09/19/96
Time Received.....: 08:35

TEST METHOD	PARAMETER/TEST DESCRIPTION	SAMPLE RESULT	REPORTING LIMIT	UNITS	DATE	TECH
	2,4-Dimethylphenol, Solid	ND	330	ug/Kg	10/02/96	dmj
	2,4-Dinitrophenol, Solid	ND	1650	ug/Kg	10/02/96	dmj
	2-Methyl-4,6-dinitrophenol, Solid	ND	1650	ug/Kg	10/02/96	dmj
	2-Methylphenol (o-cresol), Solid	ND	330	ug/Kg	10/02/96	dmj
	4-Methylphenol (p-cresol), Solid	ND	330	ug/Kg	10/02/96	dmj
	2-Nitrophenol, Solid	ND	330	ug/Kg	10/02/96	dmj
	4-Nitrophenol, Solid	ND	1650	ug/Kg	10/02/96	dmj
	Pentachlorophenol, Solid	ND	1650	ug/Kg	10/02/96	dmj
	Phenol, Solid	ND	330	ug/Kg	10/02/96	dmj
	2,4,5-Trichlorophenol, Solid	ND	330	ug/Kg	10/02/96	dmj
	2,4,6-Trichlorophenol, Solid	ND	330	ug/Kg	10/02/96	dmj
SW-846 8240	Volatile Organics					
	Acetone, Solid	ND	100.	ug/Kg	09/25/96	bfr
	Benzene, Solid	ND	1.	ug/Kg	09/25/96	bfr
	Bromodichloromethane, Solid	ND	5.	ug/Kg	09/25/96	bfr
	Bromoform, Solid	ND	5.	ug/Kg	09/25/96	bfr
	Bromomethane, Solid	ND	10.	ug/Kg	09/25/96	bfr
	Methyl ethyl ketone (2-Butanone), Solid	ND	100.	ug/Kg	09/25/96	bfr
	Carbon disulfide, Solid	ND	5.	ug/Kg	09/25/96	bfr
	Carbon tetrachloride, Solid	ND	5.	ug/Kg	09/25/96	bfr
	Chlorobenzene, Solid	ND	5.	ug/Kg	09/25/96	bfr
	Chloroethane, Solid	ND	10.	ug/Kg	09/25/96	bfr
	2-Chloroethylvinyl ether, Solid	ND	10.	ug/Kg	09/25/96	bfr
	Chloroform, Solid	ND	5.	ug/Kg	09/25/96	bfr
	Chloromethane, Solid	ND	10.	ug/Kg	09/25/96	bfr
	Dibromochloromethane, Solid	ND	5.	ug/Kg	09/25/96	bfr
	1,1-Dichloroethane, Solid	ND	5.	ug/Kg	09/25/96	bfr
	1,2-Dichloroethane, Solid	ND	5.	ug/Kg	09/25/96	bfr
	1,1-Dichloroethene, Solid	ND	5.	ug/Kg	09/25/96	bfr
	trans-1,2-Dichloroethene, Solid	ND	5.	ug/Kg	09/25/96	bfr
	1,2-Dichloropropane, Solid	ND	5.	ug/Kg	09/25/96	bfr
	cis-1,3-Dichloropropene, Solid	ND	5.	ug/Kg	09/25/96	bfr
	trans-1,3-Dichloropropene, Solid	ND	5.	ug/Kg	09/25/96	bfr
	Ethylbenzene, Solid	ND	5.	ug/Kg	09/25/96	bfr
	2-Hexanone, Solid	ND	50.	ug/Kg	09/25/96	bfr
	Methylene chloride, Solid	ND	5.	ug/Kg	09/25/96	bfr
	4-Methyl-2-pentanone (MIBK), Solid	ND	50.	ug/Kg	09/25/96	bfr
	Styrene, Solid	ND	5.	ug/Kg	09/25/96	bfr
	1,1,2,2-Tetrachloroethane, Solid	ND	5.	ug/Kg	09/25/96	bfr
	Tetrachloroethene, Solid	ND	5.	ug/Kg	09/25/96	bfr
	Toluene, Solid	ND	5.	ug/Kg	09/25/96	bfr
	1,1,1-Trichloroethane, Solid	ND	5.	ug/Kg	09/25/96	bfr
	1,1,2-Trichloroethane, Solid	ND	5.	ug/Kg	09/25/96	bfr
	Trichloroethene, Solid	ND	5.	ug/Kg	09/25/96	bfr
	Vinyl acetate, Solid	ND	50.	ug/Kg	09/25/96	bfr
	Vinyl chloride, Solid	ND	10.	ug/Kg	09/25/96	bfr
	Xylenes (total), Solid	ND	5.	ug/Kg	09/25/96	bfr

The analytical results, opinions or interpretations contained in this report are based upon information and material supplied by the client for whose exclusive and confidential use this report has been made. The analytical results, opinions or interpretations expressed represent the best judgment of Core Laboratories. Core Laboratories, however, makes no warranty or representation, express or implied, of any type, and expressly disclaims same as to the productivity, proper operations or profitableness of any oil, gas, coal or other mineral property, well or sand, in connection with which such report is used or relied upon for any reason whatsoever. This report shall not be reproduced, in whole or in part, without the written approval of Core Laboratories.

CORE LABORATORIES

LABORATORY TEST RESULTS

Job Number: 962585 Date: 10/14/96

CUSTOMER: Daniel B. Stephens & Associates PROJECT: 6033.3 ENRON-ROSWELL ATTN: Bob Marley

Customer Sample ID: SVE-2 @ 30'
Date Sampled.....: 09/17/96
Time Sampled.....: 12:20
Sample Matrix.....: Soil

Laboratory Sample ID: 962585-9
Date Received.....: 09/19/96
Time Received.....: 08:35

TEST METHOD	PARAMETER/TEST DESCRIPTION	SAMPLE RESULT	REPORTING LIMIT	UNITS	DATE	TECH
SM 2540G	% Solids (104 Degree C Oven), Solid	88.5	0.1	%	09/23/96	jbd
SM 2540G	Moisture (@ 104 deg. C), Solid	11.5	0.1	%	09/23/96	jbd
SW-846 3050	Acid Digestion: Solids, Solid	Complete			09/24/96	lmt
SW-846 6010A	Arsenic (As), Solid	5	5	mg/Kg	09/27/96	gag
SW-846 6010A	Barium (Ba), Solid	250	1	mg/Kg	09/27/96	gag
SW-846 6010A	Cadmium (Cd), Solid	<0.5	0.5	mg/Kg	09/27/96	gag
SW-846 6010A	Chromium (Cr), Solid	9	1	mg/Kg	09/27/96	gag
SW-846 6010A	Lead (Pb), Solid	7	5	mg/Kg	09/27/96	gag
SW-846 7471	Mercury (Hg), Solid	<0.10	0.10	mg/Kg	09/27/96	lmt
SW-846 6010A	Selenium (Se), Solid	<10	10	mg/Kg	09/27/96	gag
SW-846 6010A	Silver (Ag), Solid	<1	1	mg/Kg	09/27/96	gag
EPA 418.1	Total Recoverable Petroleum Hydrocarbons, Solid	3700	250	mg/Kg	10/01/96	jbd
SW-846 3550	Extraction (Ultrasonic) PCBs					
	Ultrasonic Extraction	Complete			09/23/96	jbd
SW-846 8080	PCB Analysis					
	Aroclor 1016, Solid	ND	17	ug/Kg	09/24/96	smc
	Aroclor 1221, Solid	ND	17	ug/Kg	09/24/96	smc
	Aroclor 1232, Solid	ND	17	ug/Kg	09/24/96	smc
	Aroclor 1242, Solid	ND	17	ug/Kg	09/24/96	smc
	Aroclor 1248, Solid	ND	17	ug/Kg	09/24/96	smc
	Aroclor 1254, Solid	ND	17	ug/Kg	09/24/96	smc
	Aroclor 1260, Solid	ND	17	ug/Kg	09/24/96	smc
	Aroclor 1262, Solid	ND	17	ug/Kg	09/24/96	smc
	Aroclor 1268, Solid	ND	17	ug/Kg	09/24/96	smc
SW-846 3550	Extraction (Ultrasonic) SVOCs					
	Ultrasonic Extraction	Complete			09/25/96	jbd
SW-846 8270	Semivolatile Organics					
	Acenaphthene, Solid	ND	1600	ug/Kg	10/08/96	dmj
	Acenaphthylene, Solid	ND	1600	ug/Kg	10/08/96	dmj
	Anthracene, Solid	ND	1600	ug/Kg	10/08/96	dmj
	Benzidine, Solid	ND	8250	ug/Kg	10/08/96	dmj
	Benzo(a)anthracene, Solid	ND	1600	ug/Kg	10/08/96	dmj
	Benzo(b)fluoranthene, Solid	ND	1600	ug/Kg	10/08/96	dmj

The analytical results, opinions or interpretations contained in this report are based upon information and material supplied by the client for whose exclusive and confidential use this report has been made. The analytical results, opinions or interpretations expressed represent the best judgment of Core Laboratories. Core Laboratories, however, makes no warranty or representation, express or implied, of any type, and expressly disclaims same as to the productivity, proper operations or profitableness of any oil, gas, coal or other mineral property, well or sand in connection with which such report is used or relied upon for any reason whatsoever. This report shall not be reproduced, in whole or in part, without the written approval of Core Laboratories.

CORELAB

CORE LABORATORIES

LABORATORY TEST RESULTS

Job Number: 962585 Date: 10/14/96

CUSTOMER: Daniel B. Stephens & Associates PROJECT: 6033.3 ENRON-ROSWELL ATTN: Bob Marley

Customer Sample ID: SVE-2 @ 30'
Date Sampled.....: 09/17/96
Time Sampled.....: 12:20
Sample Matrix.....: Soil

Laboratory Sample ID: 962585-9
Date Received.....: 09/19/96
Time Received.....: 08:35

TEST METHOD	PARAMETER/TEST DESCRIPTION	SAMPLE RESULT	REPORTING LIMIT	UNITS	DATE	TECH
	Benzo(k)fluoranthene, Solid	ND	1600	ug/Kg	10/08/96	dmj
	Benzo(ghi)perylene, Solid	ND	1600	ug/Kg	10/08/96	dmj
	Benzo(a)pyrene, Solid	ND	1600	ug/Kg	10/08/96	dmj
	Benzyl alcohol, Solid	ND	1600	ug/Kg	10/08/96	dmj
	Butyl benzyl phthalate, Solid	ND	1600	ug/Kg	10/08/96	dmj
	Bis(2-chloroethoxy)methane, Solid	ND	1600	ug/Kg	10/08/96	dmj
	Bis(2-chloroethyl)ether, Solid	ND	1600	ug/Kg	10/08/96	dmj
	Bis(2-chloroisopropyl)ether, Solid	ND	1600	ug/Kg	10/08/96	dmj
	Bis(2-ethylhexyl)phthalate, Solid	ND	1600	ug/Kg	10/08/96	dmj
	4-Bromophenyl phenyl ether, Solid	ND	1600	ug/Kg	10/08/96	dmj
	4-Chloroaniline, Solid	ND	1600	ug/Kg	10/08/96	dmj
	2-Chloronaphthalene, Solid	ND	1600	ug/Kg	10/08/96	dmj
	4-Chlorophenyl phenyl ether, Solid	ND	1600	ug/Kg	10/08/96	dmj
	Chrysene, Solid	ND	1600	ug/Kg	10/08/96	dmj
	Dibenzo(a,h)anthracene, Solid	ND	1600	ug/Kg	10/08/96	dmj
	Dibenzofuran, Solid	ND	1600	ug/Kg	10/08/96	dmj
	1,2-Dichlorobenzene, Solid	ND	1600	ug/Kg	10/08/96	dmj
	1,3-Dichlorobenzene, Solid	ND	1600	ug/Kg	10/08/96	dmj
	1,4-Dichlorobenzene, Solid	ND	1600	ug/Kg	10/08/96	dmj
	3,3-Dichlorobenzidine, Solid	ND	1600	ug/Kg	10/08/96	dmj
	Diethyl phthalate, Solid	ND	1600	ug/Kg	10/08/96	dmj
	Dimethyl phthalate, Solid	ND	1600	ug/Kg	10/08/96	dmj
	Di-n-butyl phthalate, Solid	ND	1600	ug/Kg	10/08/96	dmj
	Di-n-octyl phthalate, Solid	ND	1600	ug/Kg	10/08/96	dmj
	2,4-Dinitrotoluene, Solid	ND	1600	ug/Kg	10/08/96	dmj
	2,6-Dinitrotoluene, Solid	ND	1600	ug/Kg	10/08/96	dmj
	Fluoranthene, Solid	ND	1600	ug/Kg	10/08/96	dmj
	Fluorene, Solid	ND	1600	ug/Kg	10/08/96	dmj
	Hexachlorobenzene, Solid	ND	1600	ug/Kg	10/08/96	dmj
	Hexachlorobutadiene, Solid	ND	1600	ug/Kg	10/08/96	dmj
	Hexachlorocyclopentadiene, Solid	ND	1600	ug/Kg	10/08/96	dmj
	Hexachloroethane, Solid	ND	1600	ug/Kg	10/08/96	dmj
	Indeno(1,2,3-cd)pyrene, Solid	ND	1600	ug/Kg	10/08/96	dmj
	Isophorone, Solid	ND	1600	ug/Kg	10/08/96	dmj
	2-Methylnaphthalene, Solid	ND	1600	ug/Kg	10/08/96	dmj
	Naphthalene, Solid	ND	1600	ug/Kg	10/08/96	dmj
	o-Nitroaniline, Solid	ND	8250	ug/Kg	10/08/96	dmj
	m-Nitroaniline, Solid	ND	8250	ug/Kg	10/08/96	dmj
	p-Nitroaniline, Solid	ND	8250	ug/Kg	10/08/96	dmj
	Nitrobenzene, Solid	ND	1600	ug/Kg	10/08/96	dmj
	n-Nitrosodi-n-propylamine, Solid	ND	1600	ug/Kg	10/08/96	dmj
	n-Nitrosodiphenylamine, Solid	ND	1600	ug/Kg	10/08/96	dmj
	Phenanthrene, Solid	ND	1600	ug/Kg	10/08/96	dmj
	Pyrene, Solid	ND	1600	ug/Kg	10/08/96	dmj
	1,2,4-Trichlorobenzene, Solid	ND	1600	ug/Kg	10/08/96	dmj
	Benzoic acid, Solid	ND	8250	ug/Kg	10/08/96	dmj
	4-Chloro-3-methylphenol, Solid	ND	1600	ug/Kg	10/08/96	dmj
	2-Chlorophenol, Solid	ND	1600	ug/Kg	10/08/96	dmj
	2,4-Dichlorophenol, Solid	ND	1600	ug/Kg	10/08/96	dmj

The analytical results, opinions or interpretations contained in this report are based upon information and material supplied by the client for whose exclusive and confidential use this report has been made. The analytical results, opinions or interpretations expressed represent the best judgment of Core Laboratories. Core Laboratories, however, makes no warranty or representation, express or implied, of any type, and expressly disclaims same as to the productivity, proper operations or profitableness of any oil, gas, coal or other mineral property, well or sand in connection with which such report is used or relied upon for any reason whatsoever. This report shall not be reproduced, in whole or in part, without the written approval of Core Laboratories.

CORE LABORATORIES

LABORATORY TEST RESULTS

Job Number: 962585 Date: 10/14/96

CUSTOMER: Daniel B. Stephens & Associates PROJECT: 6033.3 ENRON-ROSWELL ATTN: Bob Marley

Customer Sample ID: SVE-2 @ 30'
Date Sampled.....: 09/17/96
Time Sampled.....: 12:20
Sample Matrix.....: Soil

Laboratory Sample ID: 962585-9
Date Received.....: 09/19/96
Time Received.....: 08:35

TEST METHOD	PARAMETER/TEST DESCRIPTION	SAMPLE RESULT	REPORTING LIMIT	UNITS	DATE	TECH
	2,4-Dimethylphenol, Solid	ND	1600	ug/Kg	10/08/96	dmj
	2,4-Dinitrophenol, Solid	ND	8250	ug/Kg	10/08/96	dmj
	2-Methyl-4,6-dinitrophenol, Solid	ND	8250	ug/Kg	10/08/96	dmj
	2-Methylphenol (o-cresol), Solid	ND	1600	ug/Kg	10/08/96	dmj
	4-Methylphenol (p-cresol), Solid	ND	1600	ug/Kg	10/08/96	dmj
	2-Nitrophenol, Solid	ND	1600	ug/Kg	10/08/96	dmj
	4-Nitrophenol, Solid	ND	8250	ug/Kg	10/08/96	dmj
	Pentachlorophenol, Solid	ND	8250	ug/Kg	10/08/96	dmj
	Phenol, Solid	ND	1600	ug/Kg	10/08/96	dmj
	2,4,5-Trichlorophenol, Solid	ND	1600	ug/Kg	10/08/96	dmj
	2,4,6-Trichlorophenol, Solid	ND	1600	ug/Kg	10/08/96	dmj
SW-846 8240	Volatile Organics					
	Acetone, Solid	1500	500	ug/Kg	09/26/96	bfr
	Benzene, Solid	54	1.	ug/Kg	09/25/96	bfr
	Bromodichloromethane, Solid	ND	5.	ug/Kg	09/25/96	bfr
	Bromoform, Solid	ND	5.	ug/Kg	09/25/96	bfr
	Bromomethane, Solid	ND	10.	ug/Kg	09/25/96	bfr
	Methyl ethyl ketone (2-Butanone), Solid	100	100.	ug/Kg	09/25/96	bfr
	Carbon disulfide, Solid	ND	5.	ug/Kg	09/25/96	bfr
	Carbon tetrachloride, Solid	ND	5.	ug/Kg	09/25/96	bfr
	Chlorobenzene, Solid	ND	5.	ug/Kg	09/25/96	bfr
	Chloroethane, Solid	ND	10.	ug/Kg	09/25/96	bfr
	2-Chloroethylvinyl ether, Solid	ND	10.	ug/Kg	09/25/96	bfr
	Chloroform, Solid	ND	5.	ug/Kg	09/25/96	bfr
	Chloromethane, Solid	ND	10.	ug/Kg	09/25/96	bfr
	Dibromochloromethane, Solid	ND	5.	ug/Kg	09/25/96	bfr
	1,1-Dichloroethane, Solid	73	5.	ug/Kg	09/25/96	bfr
	1,2-Dichloroethane, Solid	ND	5.	ug/Kg	09/25/96	bfr
	1,1-Dichloroethene, Solid	ND	5.	ug/Kg	09/25/96	bfr
	trans-1,2-Dichloroethene, Solid	ND	5.	ug/Kg	09/25/96	bfr
	1,2-Dichloropropane, Solid	ND	5.	ug/Kg	09/25/96	bfr
	cis-1,3-Dichloropropene, Solid	ND	5.	ug/Kg	09/25/96	bfr
	trans-1,3-Dichloropropene, Solid	ND	5.	ug/Kg	09/25/96	bfr
	Ethylbenzene, Solid	11	5.	ug/Kg	09/25/96	bfr
	2-Hexanone, Solid	ND	50.	ug/Kg	09/25/96	bfr
	Methylene chloride, Solid	9	5.	ug/Kg	09/25/96	bfr
	4-Methyl-2-pentanone (MIBK), Solid	ND	50.	ug/Kg	09/25/96	bfr
	Styrene, Solid	ND	5.	ug/Kg	09/25/96	bfr
	1,1,2,2-Tetrachloroethane, Solid	ND	5.	ug/Kg	09/25/96	bfr
	Tetrachloroethene, Solid	14	5.	ug/Kg	09/25/96	bfr
	Toluene, Solid	86	5.	ug/Kg	09/25/96	bfr
	1,1,1-Trichloroethane, Solid	21	5.	ug/Kg	09/25/96	bfr
	1,1,2-Trichloroethane, Solid	ND	5.	ug/Kg	09/25/96	bfr
	Trichloroethene, Solid	ND	5.	ug/Kg	09/25/96	bfr
	Vinyl acetate, Solid	ND	50.	ug/Kg	09/25/96	bfr
	Vinyl chloride, Solid	ND	10.	ug/Kg	09/25/96	bfr
	Xylenes (total), Solid	150	5.	ug/Kg	09/25/96	bfr

The analytical results, opinions or interpretations contained in this report are based upon information and material supplied by the client for whose exclusive and confidential use this report has been made. The analytical results, opinions or interpretations expressed represent the best judgment of Core Laboratories. Core Laboratories, however, makes no warranty or representation, express or implied, of any type, and expressly disclaims same as to the productivity, proper operations or profitableness of any oil, gas, or other mineral, property, well or sand, in connection with which such report is used or relied upon for any reason whatsoever. This report shall not be reproduced, in whole or in part, without the written approval of Core Laboratories.

CORE LABORATORIES

LABORATORY TEST RESULTS

Job Number: 962585 Date: 10/14/96

CUSTOMER: Daniel B. Stephens & Associates PROJECT: 6033.3 ENRON-ROSWELL ATTN: Bob Marley

Customer Sample ID: SVE-2 @ 60'
Date Sampled.....: 09/17/96
Time Sampled.....: 13:30
Sample Matrix.....: Soil

Laboratory Sample ID: 962585-10
Date Received.....: 09/19/96
Time Received.....: 08:35

TEST METHOD	PARAMETER/TEST DESCRIPTION	SAMPLE RESULT	REPORTING LIMIT	UNITS	DATE	TECH
SM 2540G	% Solids (104 Degree C Oven), Solid	93.6	0.1	%	09/23/96	jbd
SM 2540G	Moisture (@ 104 deg. C), Solid	6.4	0.1	%	09/23/96	jbd
SW-846 3050	Acid Digestion: Solids, Solid	Complete			09/24/96	lmt
SW-846 6010A	Arsenic (As), Solid	6	5	mg/Kg	09/27/96	gag
SW-846 6010A	Barium (Ba), Solid	203	1	mg/Kg	09/27/96	gag
SW-846 6010A	Cadmium (Cd), Solid	0.6	0.5	mg/Kg	09/27/96	gag
SW-846 6010A	Chromium (Cr), Solid	19	1	mg/Kg	09/27/96	gag
SW-846 6010A	Lead (Pb), Solid	11	5	mg/Kg	09/27/96	gag
SW-846 7471	Mercury (Hg), Solid	<0.10	0.10	mg/Kg	09/27/96	lmt
SW-846 6010A	Selenium (Se), Solid	<10	10	mg/Kg	09/27/96	gag
SW-846 6010A	Silver (Ag), Solid	<1	1	mg/Kg	09/27/96	gag
EPA 418.1	Total Recoverable Petroleum Hydrocarbons, Solid	56	10.	mg/Kg	10/01/96	jbd
SW-846 3550	Extraction (Ultrasonic) PCBs					
	Ultrasonic Extraction	Complete			09/23/96	jbd
SW-846 8080	PCB Analysis					
	Aroclor 1016, Solid	ND	17	ug/Kg	09/24/96	smc
	Aroclor 1221, Solid	ND	17	ug/Kg	09/24/96	smc
	Aroclor 1232, Solid	ND	17	ug/Kg	09/24/96	smc
	Aroclor 1242, Solid	ND	17	ug/Kg	09/24/96	smc
	Aroclor 1248, Solid	ND	17	ug/Kg	09/24/96	smc
	Aroclor 1254, Solid	320	17	ug/Kg	09/24/96	smc
	Aroclor 1260, Solid	ND	17	ug/Kg	09/24/96	smc
	Aroclor 1262, Solid	ND	17	ug/Kg	09/24/96	smc
	Aroclor 1268, Solid	ND	17	ug/Kg	09/24/96	smc
SW-846 3550	Extraction (Ultrasonic) SVOCs					
	Ultrasonic Extraction	Complete			09/25/96	jbd
SW-846 8270	Semivolatile Organics					
	Acenaphthene, Solid	ND	330	ug/Kg	10/02/96	dmj
	Acenaphthylene, Solid	ND	330	ug/Kg	10/02/96	dmj
	Anthracene, Solid	ND	330	ug/Kg	10/02/96	dmj
	Benzidine, Solid	ND	1650	ug/Kg	10/02/96	dmj
	Benzo(a)anthracene, Solid	ND	330	ug/Kg	10/02/96	dmj
	Benzo(b)fluoranthene, Solid	ND	330	ug/Kg	10/02/96	dmj

The analytical results, opinions or interpretations contained in this report are based upon information and material supplied by the client for whose exclusive and confidential use this report has been made. The analytical results, opinions or interpretations expressed represent the best judgment of Core Laboratories. Core Laboratories, however, makes no warranty or representation, express or implied, of any type, and expressly disclaims same as to the productivity, proper operations or profitableness of any oil, gas, coal or other mineral property, well or sand, in connection with which such report is used or relied upon for any reason whatsoever. This report shall not be reproduced, in whole or in part, without the written approval of Core Laboratories.

CORE LABORATORIES

LABORATORY TEST RESULTS

Job Number: 962585 Date: 10/14/96

CUSTOMER: Daniel B. Stephens & Associates PROJECT: 6033.3 ENRON-ROSWELL ATTN: Bob Marley

Customer Sample ID: SVE-2 @ 60'
Date Sampled.....: 09/17/96
Time Sampled.....: 13:30
Sample Matrix.....: Soil

Laboratory Sample ID: 962585-10
Date Received.....: 09/19/96
Time Received.....: 08:35

TEST METHOD	PARAMETER/TEST DESCRIPTION	SAMPLE RESULT	REPORTING LIMIT	UNITS	DATE	TECH
	Benzo(k)fluoranthene, Solid	ND	330	ug/Kg	10/02/96	dmj
	Benzo(ghi)perylene, Solid	ND	330	ug/Kg	10/02/96	dmj
	Benzo(a)pyrene, Solid	ND	330	ug/Kg	10/02/96	dmj
	Benzyl alcohol, Solid	ND	330	ug/Kg	10/02/96	dmj
	Butyl benzyl phthalate, Solid	ND	330	ug/Kg	10/02/96	dmj
	Bis(2-chloroethoxy)methane, Solid	ND	330	ug/Kg	10/02/96	dmj
	Bis(2-chloroethyl)ether, Solid	ND	330	ug/Kg	10/02/96	dmj
	Bis(2-chloroisopropyl)ether, Solid	ND	330	ug/Kg	10/02/96	dmj
	Bis(2-ethylhexyl)phthalate, Solid	ND	330	ug/Kg	10/02/96	dmj
	4-Bromophenyl phenyl ether, Solid	ND	330	ug/Kg	10/02/96	dmj
	4-Chloroaniline, Solid	ND	330	ug/Kg	10/02/96	dmj
	2-Chloronaphthalene, Solid	ND	330	ug/Kg	10/02/96	dmj
	4-Chlorophenyl phenyl ether, Solid	ND	330	ug/Kg	10/02/96	dmj
	Chrysene, Solid	ND	330	ug/Kg	10/02/96	dmj
	Dibenzo(a,h)anthracene, Solid	ND	330	ug/Kg	10/02/96	dmj
	Dibenzofuran, Solid	ND	330	ug/Kg	10/02/96	dmj
	1,2-Dichlorobenzene, Solid	ND	330	ug/Kg	10/02/96	dmj
	1,3-Dichlorobenzene, Solid	ND	330	ug/Kg	10/02/96	dmj
	1,4-Dichlorobenzene, Solid	ND	330	ug/Kg	10/02/96	dmj
	3,3-Dichlorobenzidine, Solid	ND	330	ug/Kg	10/02/96	dmj
	Diethyl phthalate, Solid	ND	330	ug/Kg	10/02/96	dmj
	Dimethyl phthalate, Solid	ND	330	ug/Kg	10/02/96	dmj
	Di-n-butyl phthalate, Solid	ND	330	ug/Kg	10/02/96	dmj
	Di-n-octyl phthalate, Solid	ND	330	ug/Kg	10/02/96	dmj
	2,4-Dinitrotoluene, Solid	ND	330	ug/Kg	10/02/96	dmj
	2,6-Dinitrotoluene, Solid	ND	330	ug/Kg	10/02/96	dmj
	Fluoranthene, Solid	ND	330	ug/Kg	10/02/96	dmj
	Fluorene, Solid	ND	330	ug/Kg	10/02/96	dmj
	Hexachlorobenzene, Solid	ND	330	ug/Kg	10/02/96	dmj
	Hexachlorobutadiene, Solid	ND	330	ug/Kg	10/02/96	dmj
	Hexachlorocyclopentadiene, Solid	ND	330	ug/Kg	10/02/96	dmj
	Hexachloroethane, Solid	ND	330	ug/Kg	10/02/96	dmj
	Indeno(1,2,3-cd)pyrene, Solid	ND	330	ug/Kg	10/02/96	dmj
	Isophorone, Solid	ND	330	ug/Kg	10/02/96	dmj
	2-Methylnaphthalene, Solid	ND	330	ug/Kg	10/02/96	dmj
	Naphthalene, Solid	ND	330	ug/Kg	10/02/96	dmj
	o-Nitroaniline, Solid	ND	1650	ug/Kg	10/02/96	dmj
	m-Nitroaniline, Solid	ND	1650	ug/Kg	10/02/96	dmj
	p-Nitroaniline, Solid	ND	1650	ug/Kg	10/02/96	dmj
	Nitrobenzene, Solid	ND	330	ug/Kg	10/02/96	dmj
	n-Nitrosodi-n-propylamine, Solid	ND	330	ug/Kg	10/02/96	dmj
	n-Nitrosodiphenylamine, Solid	ND	330	ug/Kg	10/02/96	dmj
	Phenanthrene, Solid	ND	330	ug/Kg	10/02/96	dmj
	Pyrene, Solid	ND	330	ug/Kg	10/02/96	dmj
	1,2,4-Trichlorobenzene, Solid	ND	330	ug/Kg	10/02/96	dmj
	Benzoic acid, Solid	ND	1650	ug/Kg	10/02/96	dmj
	4-Chloro-3-methylphenol, Solid	ND	330	ug/Kg	10/02/96	dmj
	2-Chlorophenol, Solid	ND	330	ug/Kg	10/02/96	dmj
	2,4-Dichlorophenol, Solid	ND	330	ug/Kg	10/02/96	dmj

The analytical results, opinions or interpretations contained in this report are based upon information and material supplied by the client for whose exclusive and confidential use this report has been made. The analytical results, opinions or interpretations expressed represent the best judgment of Core Laboratories. Core Laboratories, however, makes no warranty or representation, express or implied, of any type, and expressly disclaims same as to the productivity, proper operations or profitableness of any oil, gas, or other mineral property, well or sand, in connection with which such report is used or relied upon for any reason whatsoever. This report shall not be reproduced, in whole or in part, without the written approval of Core Laboratories.

CORE LABORATORIES

LABORATORY TEST RESULTS

Job Number: 962585 Date: 10/14/96

CUSTOMER: Daniel B. Stephens & Associates PROJECT: 6033.3 ENRON-ROSWELL ATTN: Bob Marley

Customer Sample ID: SVE-2 @ 60'
Date Sampled.....: 09/17/96
Time Sampled.....: 13:30
Sample Matrix.....: Soil

Laboratory Sample ID: 962585-10
Date Received.....: 09/19/96
Time Received.....: 08:35

TEST METHOD	PARAMETER/TEST DESCRIPTION	SAMPLE RESULT	REPORTING LIMIT	UNITS	DATE	TECH
	2,4-Dimethylphenol, Solid	ND	330	ug/Kg	10/02/96	dmj
	2,4-Dinitrophenol, Solid	ND	1650	ug/Kg	10/02/96	dmj
	2-Methyl-4,6-dinitrophenol, Solid	ND	1650	ug/Kg	10/02/96	dmj
	2-Methylphenol (o-cresol), Solid	ND	330	ug/Kg	10/02/96	dmj
	4-Methylphenol (p-cresol), Solid	ND	330	ug/Kg	10/02/96	dmj
	2-Nitrophenol, Solid	ND	330	ug/Kg	10/02/96	dmj
	4-Nitrophenol, Solid	ND	1650	ug/Kg	10/02/96	dmj
	Pentachlorophenol, Solid	ND	1650	ug/Kg	10/02/96	dmj
	Phenol, Solid	ND	330	ug/Kg	10/02/96	dmj
	2,4,5-Trichlorophenol, Solid	ND	330	ug/Kg	10/02/96	dmj
	2,4,6-Trichlorophenol, Solid	ND	330	ug/Kg	10/02/96	dmj
SW-846 8240	Volatile Organics					
	Acetone, Solid	ND	100.	ug/Kg	09/25/96	bfr
	Benzene, Solid	ND	1.	ug/Kg	09/25/96	bfr
	Bromodichloromethane, Solid	ND	5.	ug/Kg	09/25/96	bfr
	Bromoform, Solid	ND	5.	ug/Kg	09/25/96	bfr
	Bromomethane, Solid	ND	10.	ug/Kg	09/25/96	bfr
	Methyl ethyl ketone (2-Butanone), Solid	ND	100.	ug/Kg	09/25/96	bfr
	Carbon disulfide, Solid	ND	5.	ug/Kg	09/25/96	bfr
	Carbon tetrachloride, Solid	ND	5.	ug/Kg	09/25/96	bfr
	Chlorobenzene, Solid	ND	5.	ug/Kg	09/25/96	bfr
	Chloroethane, Solid	ND	10.	ug/Kg	09/25/96	bfr
	2-Chloroethylvinyl ether, Solid	ND	10.	ug/Kg	09/25/96	bfr
	Chloroform, Solid	ND	5.	ug/Kg	09/25/96	bfr
	Chloromethane, Solid	ND	10.	ug/Kg	09/25/96	bfr
	Dibromochloromethane, Solid	ND	5.	ug/Kg	09/25/96	bfr
	1,1-Dichloroethane, Solid	ND	5.	ug/Kg	09/25/96	bfr
	1,2-Dichloroethane, Solid	ND	5.	ug/Kg	09/25/96	bfr
	1,1-Dichloroethene, Solid	ND	5.	ug/Kg	09/25/96	bfr
	trans-1,2-Dichloroethene, Solid	ND	5.	ug/Kg	09/25/96	bfr
	1,2-Dichloropropane, Solid	ND	5.	ug/Kg	09/25/96	bfr
	cis-1,3-Dichloropropene, Solid	ND	5.	ug/Kg	09/25/96	bfr
	trans-1,3-Dichloropropene, Solid	ND	5.	ug/Kg	09/25/96	bfr
	Ethylbenzene, Solid	ND	5.	ug/Kg	09/25/96	bfr
	2-Hexanone, Solid	ND	50.	ug/Kg	09/25/96	bfr
	Methylene chloride, Solid	ND	5.	ug/Kg	09/25/96	bfr
	4-Methyl-2-pentanone (MIBK), Solid	ND	50.	ug/Kg	09/25/96	bfr
	Styrene, Solid	ND	5.	ug/Kg	09/25/96	bfr
	1,1,2,2-Tetrachloroethane, Solid	ND	5.	ug/Kg	09/25/96	bfr
	Tetrachloroethene, Solid	ND	5.	ug/Kg	09/25/96	bfr
	Toluene, Solid	ND	5.	ug/Kg	09/25/96	bfr
	1,1,1-Trichloroethane, Solid	ND	5.	ug/Kg	09/25/96	bfr
	1,1,2-Trichloroethane, Solid	ND	5.	ug/Kg	09/25/96	bfr
	Trichloroethene, Solid	ND	5.	ug/Kg	09/25/96	bfr
	Vinyl acetate, Solid	ND	50.	ug/Kg	09/25/96	bfr
	Vinyl chloride, Solid	ND	10.	ug/Kg	09/25/96	bfr
	Xylenes (total), Solid	ND	5.	ug/Kg	09/25/96	bfr

The analytical results, opinions or interpretations contained in this report are based upon information and material supplied by the client for whose exclusive and confidential use this report has been made. The analytical results, opinions or interpretations expressed represent the best judgment of Core Laboratories. Core Laboratories, however, makes no warranty or representation, express or implied, of any type, and expressly disclaims same as to the productivity, proper operations or profitableness of any oil, gas, coal or other mineral property, well or sand in connection with which such report is used or relied upon for any reason whatsoever. This report shall not be reproduced, in whole or in part, without the written approval of Core Laboratories.

CORE LABORATORIES

LABORATORY TEST RESULTS

Job Number: 962585 Date: 10/14/96

CUSTOMER: Daniel B. Stephens & Associates PROJECT: 6033.3 ENRON-ROSWELL ATTN: Bob Marley

Customer Sample ID: MW-16 @ 10'
Date Sampled.....: 09/18/96
Time Sampled.....: 08:00
Sample Matrix.....: Soil

Laboratory Sample ID: 962585-11
Date Received.....: 09/19/96
Time Received.....: 08:35

TEST METHOD	PARAMETER/TEST DESCRIPTION	SAMPLE RESULT	REPORTING LIMIT	UNITS	DATE	TECH
SM 2540G	% Solids (104 Degree C Oven), Solid	96.0	0.1	%	09/23/96	jbd
SM 2540G	Moisture (@ 104 deg. C), Solid	4.0	0.1	%	09/23/96	jbd
EPA 418.1	Total Recoverable Petroleum Hydrocarbons, Solid	82	10.	mg/Kg	10/01/96	jbd

The analytical results, opinions or interpretations contained in this report are based upon information and material supplied by the client for whose exclusive and confidential use this report has been made. The analytical results, opinions or interpretations expressed represent the best judgment of Core Laboratories. Core Laboratories, however, makes no warranty or representation, express or implied, of any type, and expressly disclaims same as to the productivity, proper operations or profitableness of any oil, gas, or other mineral property, well or sand in connection with which such report is used or relied upon for any reason whatsoever. This report shall not be reproduced, in whole or in part, without the written approval of Core Laboratories.

CORE LABORATORIES

LABORATORY TEST RESULTS

Job Number: 962585 Date: 10/14/96

CUSTOMER: Daniel B. Stephens & Associates PROJECT: 6033.3 ENRON-ROSWELL ATTN: Bob Marley

Customer Sample ID: MW-16 @ 20'
Date Sampled.....: 09/18/96
Time Sampled.....: 08:35
Sample Matrix.....: Soil

Laboratory Sample ID: 962585-12
Date Received.....: 09/19/96
Time Received.....: 08:35

TEST METHOD	PARAMETER/TEST DESCRIPTION	SAMPLE RESULT	REPORTING LIMIT	UNITS	DATE	TECH
SM 2540G	% Solids (104 Degree C Oven), Solid	94.8	0.1	%	09/23/96	jbd
SM 2540G	Moisture (@ 104 deg. C), Solid	5.2	0.1	%	09/23/96	jbd
EPA 418.1	Total Recoverable Petroleum Hydrocarbons, Solid	190	10.	mg/Kg	10/01/96	jbd

The analytical results, opinions or interpretations contained in this report are based upon information and material supplied by the client for whose exclusive and confidential use this report has been made. The analytical results, opinions or interpretations expressed represent the best judgment of Core Laboratories. Core Laboratories, however, makes no warranty or representation, express or implied, of any type, and expressly disclaims same as to the productivity, proper operations or profitableness of any oil, gas, coal, or other mineral property, well or sand in connection with which such report is used or relied upon for any reason whatsoever. This report shall not be reproduced, in whole or in part, without the written approval of Core Laboratories

CORE LABORATORIES

LABORATORY TEST RESULTS

Job Number: 962585 Date: 10/14/96

CUSTOMER: Daniel B. Stephens & Associates PROJECT: 6033.3 ENRON-ROSWELL ATTN: Bob Marley

Customer Sample ID: MW-16 @ 30'
Date Sampled.....: 09/18/96
Time Sampled.....: 09:00
Sample Matrix.....: Soil

Laboratory Sample ID: 962585-13
Date Received.....: 09/19/96
Time Received.....: 08:35

TEST METHOD	PARAMETER/TEST DESCRIPTION	SAMPLE RESULT	REPORTING LIMIT	UNITS	DATE	TECH
SM 2540G	% Solids (104 Degree C Oven), Solid	98.2	0.1	%	09/23/96	jbd
SM 2540G	Moisture (@ 104 deg. C), Solid	1.8	0.1	%	09/23/96	jbd
EPA 418.1	Total Recoverable Petroleum Hydrocarbons, Solid	110	10.	mg/Kg	10/01/96	jbd

The analytical results, opinions or interpretations contained in this report are based upon information and material supplied by the client for whose exclusive and confidential use this report has been made. The analytical results, opinions or interpretations expressed represent the best judgment of Core Laboratories. Core Laboratories, however, makes no warranty or representation, express or implied, of any type, and expressly disclaims same as to the productivity, proper operations or profitableness of any oil, gas, coal, or other mineral property, well or sand in connection with which such report is used or relied upon for any reason whatsoever. This report shall not be reproduced, in whole or in part, without the written approval of Core Laboratories.

CORE LABORATORIES

LABORATORY TEST RESULTS

Job Number: 962585 Date: 10/14/96

CUSTOMER: Daniel B. Stephens & Associates PROJECT: 6033.3 ENRON-ROSWELL ATTN: Bob Marley

Customer Sample ID: MW-16 @ 40'
Date Sampled.....: 09/18/96
Time Sampled.....: 09:15
Sample Matrix.....: Soil

Laboratory Sample ID: 962585-14
Date Received.....: 09/19/96
Time Received.....: 08:35

TEST METHOD	PARAMETER/TEST DESCRIPTION	SAMPLE RESULT	REPORTING LIMIT	UNITS	DATE	TECH
SM 2540G	% Solids (104 Degree C Oven), Solid	98.3	0.1	%	09/23/96	jbd
SM 2540G	Moisture (@ 104 deg. C), Solid	1.7	0.1	%	09/23/96	jbd
EPA 418.1	Total Recoverable Petroleum Hydrocarbons, Solid	61	10.	mg/Kg	10/01/96	jbd

The analytical results, opinions or interpretations contained in this report are based upon information and material supplied by the client for whose exclusive and confidential use this report has been made. The analytical results, opinions or interpretations expressed represent the best judgment of Core Laboratories. Core Laboratories, however, makes no warranty or representation, express or implied, of any type, and expressly disclaims same as to the productivity, proper operations or profitableness of any oil, gas, coal or other mineral property, well or sand in connection with which such report is used or relied upon for any reason whatsoever. This report shall not be reproduced, in whole or in part, without the written approval of Core Laboratories.

CORE LABORATORIES

LABORATORY TEST RESULTS

Job Number: 962585 Date: 10/14/96

CUSTOMER: Daniel B. Stephens & Associates PROJECT: 6033.3 ENRON-ROSWELL ATTN: Bob Marley

Customer Sample ID: MW-16 @ 50'
Date Sampled.....: 09/18/96
Time Sampled.....: 09:45
Sample Matrix.....: Soil

Laboratory Sample ID: 962585-15
Date Received.....: 09/19/96
Time Received.....: 08:35

TEST METHOD	PARAMETER/TEST DESCRIPTION	SAMPLE RESULT	REPORTING LIMIT	UNITS	DATE	TECH
SM 2540G	% Solids (104 Degree C Oven), Solid	82.3	0.1	%	09/23/96	jbd
SM 2540G	Moisture (@ 104 deg. C), Solid	17.7	0.1	%	09/23/96	jbd
EPA 418.1	Total Recoverable Petroleum Hydrocarbons, Solid	85	10.	mg/Kg	10/01/96	jbd

The analytical results, opinions or interpretations contained in this report are based upon information and material supplied by the client for whose exclusive and confidential use this report has been made. The analytical results, opinions or interpretations expressed represent the best judgment of Core Laboratories. Core Laboratories, however, makes no warranty or representation, express or implied, of any type, and expressly disclaims same as to the productivity, proper operations or profitableness of any oil, gas, coal or other mineral property, well or sand in connection with which such report is used or relied upon for any reason whatsoever. This report shall not be reproduced, in whole or in part, without the written approval of Core Laboratories.

CORE LABORATORIES

LABORATORY TEST RESULTS

Job Number: 962585 Date: 10/14/96

CUSTOMER: Daniel B. Stephens & Associates PROJECT: 6033.3 ENRON-ROSWELL ATTN: Bob Marley

Customer Sample ID: MW-16 @ 60'
Date Sampled.....: 09/18/96
Time Sampled.....: 10:10
Sample Matrix.....: Soil

Laboratory Sample ID: 962585-16
Date Received.....: 09/19/96
Time Received.....: 08:35

TEST METHOD	PARAMETER/TEST DESCRIPTION	SAMPLE RESULT	REPORTING LIMIT	UNITS	DATE	TECH
SM 2540G	% Solids (104 Degree C Oven), Solid	87.6	0.1	%	09/23/96	jbd
SM 2540G	Moisture (@ 104 deg. C), Solid	12.4	0.1	%	09/23/96	jbd
SW-846 3050	Acid Digestion: Solids, Solid	Complete			09/24/96	lmt
SW-846 6010A	Arsenic (As), Solid	<5	5	mg/Kg	09/27/96	gag
SW-846 6010A	Barium (Ba), Solid	87	1	mg/Kg	09/27/96	gag
SW-846 6010A	Cadmium (Cd), Solid	<0.5	0.5	mg/Kg	09/27/96	gag
SW-846 6010A	Chromium (Cr), Solid	3	1	mg/Kg	09/27/96	gag
SW-846 6010A	Lead (Pb), Solid	<5	5	mg/Kg	09/27/96	gag
SW-846 7471	Mercury (Hg), Solid	<0.10	0.10	mg/Kg	09/27/96	lmt
SW-846 6010A	Selenium (Se), Solid	<10	10	mg/Kg	09/27/96	gag
SW-846 6010A	Silver (Ag), Solid	<1	1	mg/Kg	09/27/96	gag
EPA 418.1	Total Recoverable Petroleum Hydrocarbons, Solid	7200	500	mg/Kg	10/01/96	jbd
SW-846 3550	Extraction (Ultrasonic) PCBs					
	Ultrasonic Extraction	Complete			09/23/96	jbd
SW-846 8080	PCB Analysis					
	Aroclor 1016, Solid	ND	17	ug/Kg	09/24/96	smc
	Aroclor 1221, Solid	ND	17	ug/Kg	09/24/96	smc
	Aroclor 1232, Solid	ND	17	ug/Kg	09/24/96	smc
	Aroclor 1242, Solid	ND	17	ug/Kg	09/24/96	smc
	Aroclor 1248, Solid	ND	17	ug/Kg	09/24/96	smc
	Aroclor 1254, Solid	21	17	ug/Kg	09/24/96	smc
	Aroclor 1260, Solid	ND	17	ug/Kg	09/24/96	smc
	Aroclor 1262, Solid	ND	17	ug/Kg	09/24/96	smc
	Aroclor 1268, Solid	ND	17	ug/Kg	09/24/96	smc
SW-846 3550	Extraction (Ultrasonic) SVOCs					
	Ultrasonic Extraction	Complete			09/25/96	jbd
SW-846 8270	Semivolatile Organics					
	Acenaphthene, Solid	ND	330	ug/Kg	10/02/96	dmj
	Acenaphthylene, Solid	ND	330	ug/Kg	10/02/96	dmj
	Anthracene, Solid	ND	330	ug/Kg	10/02/96	dmj
	Benzidine, Solid	ND	1650	ug/Kg	10/02/96	dmj
	Benzo(a)anthracene, Solid	ND	330	ug/Kg	10/02/96	dmj
	Benzo(b)fluoranthene, Solid	ND	330	ug/Kg	10/02/96	dmj

The analytical results, opinions or interpretations contained in this report are based upon information and material supplied by the client for whose exclusive and confidential use this report has been made. The analytical results, opinions or interpretations expressed represent the best judgment of Core Laboratories. Core Laboratories, however, makes no warranty or representation, express or implied, of any type, and expressly disclaims same as to the productivity, proper operations or profitableness of any oil, gas, coal or other mineral property, well or sand in connection with which such report is used or relied upon for any reason whatsoever. This report shall not be reproduced, in whole or in part, without the written approval of Core Laboratories.

CORE LABORATORIES

LABORATORY TEST RESULTS

Job Number: 962585 Date: 10/14/96

CUSTOMER: Daniel B. Stephens & Associates PROJECT: 6033.3 ENRON-ROSWELL ATTN: Bob Marley

Customer Sample ID: MW-16 @ 60'
Date Sampled.....: 09/18/96
Time Sampled.....: 10:10
Sample Matrix.....: Soil

Laboratory Sample ID: 962585-16
Date Received.....: 09/19/96
Time Received.....: 08:35

TEST METHOD	PARAMETER/TEST DESCRIPTION	SAMPLE RESULT	REPORTING LIMIT	UNITS	DATE	TECH
	Benzo(k)fluoranthene, Solid	ND	330	ug/Kg	10/02/96	dmj
	Benzo(ghi)perylene, Solid	ND	330	ug/Kg	10/02/96	dmj
	Benzo(a)pyrene, Solid	ND	330	ug/Kg	10/02/96	dmj
	Benzyl alcohol, Solid	ND	330	ug/Kg	10/02/96	dmj
	Butyl benzyl phthalate, Solid	ND	330	ug/Kg	10/02/96	dmj
	Bis(2-chloroethoxy)methane, Solid	ND	330	ug/Kg	10/02/96	dmj
	Bis(2-chloroethyl)ether, Solid	ND	330	ug/Kg	10/02/96	dmj
	Bis(2-chloroisopropyl)ether, Solid	ND	330	ug/Kg	10/02/96	dmj
	Bis(2-ethylhexyl)phthalate, Solid	ND	330	ug/Kg	10/02/96	dmj
	4-Bromophenyl phenyl ether, Solid	ND	330	ug/Kg	10/02/96	dmj
	4-Chloroaniline, Solid	ND	330	ug/Kg	10/02/96	dmj
	2-Chloronaphthalene, Solid	ND	330	ug/Kg	10/02/96	dmj
	4-Chlorophenyl phenyl ether, Solid	ND	330	ug/Kg	10/02/96	dmj
	Chrysene, Solid	ND	330	ug/Kg	10/02/96	dmj
	Dibenzo(a,h)anthracene, Solid	ND	330	ug/Kg	10/02/96	dmj
	Dibenzofuran, Solid	ND	330	ug/Kg	10/02/96	dmj
	1,2-Dichlorobenzene, Solid	ND	330	ug/Kg	10/02/96	dmj
	1,3-Dichlorobenzene, Solid	ND	330	ug/Kg	10/02/96	dmj
	1,4-Dichlorobenzene, Solid	ND	330	ug/Kg	10/02/96	dmj
	3,3-Dichlorobenzidine, Solid	ND	330	ug/Kg	10/02/96	dmj
	Diethyl phthalate, Solid	ND	330	ug/Kg	10/02/96	dmj
	Dimethyl phthalate, Solid	ND	330	ug/Kg	10/02/96	dmj
	Di-n-butyl phthalate, Solid	ND	330	ug/Kg	10/02/96	dmj
	Di-n-octyl phthalate, Solid	ND	330	ug/Kg	10/02/96	dmj
	2,4-Dinitrotoluene, Solid	ND	330	ug/Kg	10/02/96	dmj
	2,6-Dinitrotoluene, Solid	ND	330	ug/Kg	10/02/96	dmj
	Fluoranthene, Solid	ND	330	ug/Kg	10/02/96	dmj
	Fluorene, Solid	ND	330	ug/Kg	10/02/96	dmj
	Hexachlorobenzene, Solid	ND	330	ug/Kg	10/02/96	dmj
	Hexachlorobutadiene, Solid	ND	330	ug/Kg	10/02/96	dmj
	Hexachlorocyclopentadiene, Solid	ND	330	ug/Kg	10/02/96	dmj
	Hexachloroethane, Solid	ND	330	ug/Kg	10/02/96	dmj
	Indeno(1,2,3-cd)pyrene, Solid	ND	330	ug/Kg	10/02/96	dmj
	Isophorone, Solid	ND	330	ug/Kg	10/02/96	dmj
	2-Methylnaphthalene, Solid	1700	330	ug/Kg	10/02/96	dmj
	Naphthalene, Solid	920	330	ug/Kg	10/02/96	dmj
	o-Nitroaniline, Solid	ND	1650	ug/Kg	10/02/96	dmj
	m-Nitroaniline, Solid	ND	1650	ug/Kg	10/02/96	dmj
	p-Nitroaniline, Solid	ND	1650	ug/Kg	10/02/96	dmj
	Nitrobenzene, Solid	ND	330	ug/Kg	10/02/96	dmj
	n-Nitrosodi-n-propylamine, Solid	ND	330	ug/Kg	10/02/96	dmj
	n-Nitrosodiphenylamine, Solid	ND	330	ug/Kg	10/02/96	dmj
	Phenanthrene, Solid	ND	330	ug/Kg	10/02/96	dmj
	Pyrene, Solid	ND	330	ug/Kg	10/02/96	dmj
	1,2,4-Trichlorobenzene, Solid	ND	330	ug/Kg	10/02/96	dmj
	Benzoic acid, Solid	ND	1650	ug/Kg	10/02/96	dmj
	4-Chloro-3-methylphenol, Solid	ND	330	ug/Kg	10/02/96	dmj
	2-Chlorophenol, Solid	ND	330	ug/Kg	10/02/96	dmj
	2,4-Dichlorophenol, Solid	ND	330	ug/Kg	10/02/96	dmj

The analytical results, opinions or interpretations contained in this report are based upon information and material supplied by the client for whose exclusive and confidential use this report has been made. The analytical results, opinions or interpretations expressed represent the best judgment of Core Laboratories. Core Laboratories, however, makes no warranty or representation, express or implied, of any type, and expressly disclaims same as to the productivity, proper operations or profitableness of any oil, gas, coal, or other mineral property, well or sand in connection with which such report is used or relied upon for any reason whatsoever. This report shall not be reproduced, in whole or in part, without the written approval of Core Laboratories.

CORE LABORATORIES

LABORATORY TEST RESULTS

Job Number: 962585 Date: 10/14/96

CUSTOMER: Daniel B. Stephens & Associates PROJECT: 6033.3 ENRON-ROSWELL ATTN: Bob Marley

Customer Sample ID: MW-16 @ 60'
Date Sampled.....: 09/18/96
Time Sampled.....: 10:10
Sample Matrix.....: Soil

Laboratory Sample ID: 962585-16
Date Received.....: 09/19/96
Time Received.....: 08:35

TEST METHOD	PARAMETER/TEST DESCRIPTION	SAMPLE RESULT	REPORTING LIMIT	UNITS	DATE	TECH
	2,4-Dimethylphenol, Solid	ND	330	ug/Kg	10/02/96	dmj
	2,4-Dinitrophenol, Solid	ND	1650	ug/Kg	10/02/96	dmj
	2-Methyl-4,6-dinitrophenol, Solid	ND	1650	ug/Kg	10/02/96	dmj
	2-Methylphenol (o-cresol), Solid	ND	330	ug/Kg	10/02/96	dmj
	4-Methylphenol (p-cresol), Solid	ND	330	ug/Kg	10/02/96	dmj
	2-Nitrophenol, Solid	ND	330	ug/Kg	10/02/96	dmj
	4-Nitrophenol, Solid	ND	1650	ug/Kg	10/02/96	dmj
	Pentachlorophenol, Solid	ND	1650	ug/Kg	10/02/96	dmj
	Phenol, Solid	ND	330	ug/Kg	10/02/96	dmj
	2,4,5-Trichlorophenol, Solid	ND	330	ug/Kg	10/02/96	dmj
	2,4,6-Trichlorophenol, Solid	ND	330	ug/Kg	10/02/96	dmj
SW-846 8240	Volatile Organics					
	Acetone, Solid	ND	125000	ug/Kg	09/26/96	tdw
	Benzene, Solid	3000	1000	ug/Kg	09/26/96	tdw
	Bromodichloromethane, Solid	ND	6000	ug/Kg	09/26/96	tdw
	Bromoform, Solid	ND	6000	ug/Kg	09/26/96	tdw
	Bromomethane, Solid	ND	12000	ug/Kg	09/26/96	tdw
	Methyl ethyl ketone (2-Butanone), Solid	ND	125000	ug/Kg	09/26/96	tdw
	Carbon disulfide, Solid	ND	6000	ug/Kg	09/26/96	tdw
	Carbon tetrachloride, Solid	ND	6000	ug/Kg	09/26/96	tdw
	Chlorobenzene, Solid	ND	6000	ug/Kg	09/26/96	tdw
	Chloroethane, Solid	ND	12000	ug/Kg	09/26/96	tdw
	2-Chloroethylvinyl ether, Solid	ND	12000	ug/Kg	09/26/96	tdw
	Chloroform, Solid	ND	6000	ug/Kg	09/26/96	tdw
	Chloromethane, Solid	ND	12000	ug/Kg	09/26/96	tdw
	Dibromochloromethane, Solid	ND	6000	ug/Kg	09/26/96	tdw
	1,1-Dichloroethane, Solid	ND	6000	ug/Kg	09/26/96	tdw
	1,2-Dichloroethane, Solid	ND	6000	ug/Kg	09/26/96	tdw
	1,1-Dichloroethene, Solid	ND	6000	ug/Kg	09/26/96	tdw
	trans-1,2-Dichloroethene, Solid	ND	6000	ug/Kg	09/26/96	tdw
	1,2-Dichloropropane, Solid	ND	6000	ug/Kg	09/26/96	tdw
	cis-1,3-Dichloropropene, Solid	ND	6000	ug/Kg	09/26/96	tdw
	trans-1,3-Dichloropropene, Solid	ND	6000	ug/Kg	09/26/96	tdw
	Ethylbenzene, Solid	17000	6000	ug/Kg	09/26/96	tdw
	2-Hexanone, Solid	ND	62000	ug/Kg	09/26/96	tdw
	Methylene chloride, Solid	ND	6000	ug/Kg	09/26/96	tdw
	4-Methyl-2-pentanone (MIBK), Solid	ND	62000	ug/Kg	09/26/96	tdw
	Styrene, Solid	ND	6000	ug/Kg	09/26/96	tdw
	1,1,2,2-Tetrachloroethane, Solid	ND	6000	ug/Kg	09/26/96	tdw
	Tetrachloroethene, Solid	ND	6000	ug/Kg	09/26/96	tdw
	Toluene, Solid	68000	6000	ug/Kg	09/26/96	tdw
	1,1,1-Trichloroethane, Solid	ND	6000	ug/Kg	09/26/96	tdw
	1,1,2-Trichloroethane, Solid	ND	6000	ug/Kg	09/26/96	tdw
	Trichloroethene, Solid	ND	6000	ug/Kg	09/26/96	tdw
	Vinyl acetate, Solid	ND	62000	ug/Kg	09/26/96	tdw
	Vinyl chloride, Solid	ND	12000	ug/Kg	09/26/96	tdw
	Xylenes (total), Solid	140000	6000	ug/Kg	09/26/96	tdw

The analytical results, opinions or interpretations contained in this report are based upon information and material supplied by the client for whose exclusive and confidential use this report has been made. The analytical results, opinions or interpretations expressed represent the best judgment of Core Laboratories. Core Laboratories, however, makes no warranty or representation, express or implied, of any type, and expressly disclaims same as to the productivity, proper operations or profitableness of any oil, gas, coal or other mineral property, well or sand in connection with which such report is used or relied upon for any reason whatsoever. This report shall not be reproduced, in whole or in part, without the written approval of Core Laboratories.

CORELAB

CORE LABORATORIES

LABORATORY TEST RESULTS

Job Number: 962585 Date: 10/14/96

CUSTOMER: Daniel B. Stephens & Associates PROJECT: 6033.3 ENRON-ROSWELL ATTN: Bob Marley

Customer Sample ID: PIT3-2 @ 5'
Date Sampled.....: 09/18/96
Time Sampled.....: 11:50
Sample Matrix.....: Soil

Laboratory Sample ID: 962585-17
Date Received.....: 09/19/96
Time Received.....: 08:35

TEST METHOD	PARAMETER/TEST DESCRIPTION	SAMPLE RESULT	REPORTING LIMIT	UNITS	DATE	TECH
SM 2540G	% Solids (104 Degree C Oven), Solid	96.5	0.1	%	09/23/96	jbd
SM 2540G	Moisture (@ 104 deg. C), Solid	3.5	0.1	%	09/23/96	jbd
SW-846 3050	Acid Digestion: Solids, Solid	Complete			09/24/96	lmt
SW-846 6010A	Arsenic (As), Solid	<5	5	mg/Kg	09/27/96	gag
SW-846 6010A	Barium (Ba), Solid	209	1	mg/Kg	09/27/96	gag
SW-846 6010A	Cadmium (Cd), Solid	<0.5	0.5	mg/Kg	09/27/96	gag
SW-846 6010A	Chromium (Cr), Solid	2	1	mg/Kg	09/27/96	gag
SW-846 6010A	Lead (Pb), Solid	<5	5	mg/Kg	09/27/96	gag
SW-846 7471	Mercury (Hg), Solid	<0.10	0.10	mg/Kg	09/27/96	lmt
SW-846 6010A	Selenium (Se), Solid	<10	10	mg/Kg	09/27/96	gag
SW-846 6010A	Silver (Ag), Solid	<1	1	mg/Kg	09/27/96	gag
EPA 418.1	Total Recoverable Petroleum Hydrocarbons, Solid	89	10.	mg/Kg	10/01/96	jbd
SW-846 3550	Extraction (Ultrasonic) PCBs					
	Ultrasonic Extraction	Complete			09/23/96	jbd
SW-846 8080	PCB Analysis					
	Aroclor 1016, Solid	ND	17	ug/Kg	09/24/96	smc
	Aroclor 1221, Solid	ND	17	ug/Kg	09/24/96	smc
	Aroclor 1232, Solid	ND	17	ug/Kg	09/24/96	smc
	Aroclor 1242, Solid	ND	17	ug/Kg	09/24/96	smc
	Aroclor 1248, Solid	ND	17	ug/Kg	09/24/96	smc
	Aroclor 1254, Solid	30	17	ug/Kg	09/24/96	smc
	Aroclor 1260, Solid	ND	17	ug/Kg	09/24/96	smc
	Aroclor 1262, Solid	ND	17	ug/Kg	09/24/96	smc
	Aroclor 1268, Solid	ND	17	ug/Kg	09/24/96	smc
SW-846 3550	Extraction (Ultrasonic) SVOCs					
	Ultrasonic Extraction	Complete			09/25/96	jbd
SW-846 8270	Semivolatile Organics					
	Acenaphthene, Solid	ND	330	ug/Kg	10/02/96	dmj
	Acenaphthylene, Solid	ND	330	ug/Kg	10/02/96	dmj
	Anthracene, Solid	ND	330	ug/Kg	10/02/96	dmj
	Benzidine, Solid	ND	1650	ug/Kg	10/02/96	dmj
	Benzo(a)anthracene, Solid	ND	330	ug/Kg	10/02/96	dmj
	Benzo(b)fluoranthene, Solid	ND	330	ug/Kg	10/02/96	dmj

The analytical results, opinions or interpretations contained in this report are based upon information and material supplied by the client for whose exclusive and confidential use this report has been made. The analytical results, opinions or interpretations expressed represent the best judgment of Core Laboratories. Core Laboratories, however, makes no warranty or representation, express or implied, of any type, and expressly disclaims same as to the productivity, proper operations or profitableness of any oil, gas, coal or other mineral property, well or sand in connection with which such report is used or relied upon for any reason whatsoever. This report shall not be reproduced, in whole or in part, without the written approval of Core Laboratories.

CORELAB

CORE LABORATORIES

LABORATORY TEST RESULTS

Job Number: 962585 Date: 10/14/96

CUSTOMER: Daniel B. Stephens & Associates PROJECT: 6033.3 ENRON-ROSWELL ATTN: Bob Marley

Customer Sample ID: PIT3-2 @ 5'
Date Sampled.....: 09/18/96
Time Sampled.....: 11:50
Sample Matrix.....: Soil

Laboratory Sample ID: 962585-17
Date Received.....: 09/19/96
Time Received.....: 08:35

TEST METHOD	PARAMETER/TEST DESCRIPTION	SAMPLE RESULT	REPORTING LIMIT	UNITS	DATE	TECH
	Benzo(k)fluoranthene, Solid	ND	330	ug/Kg	10/02/96	dmj
	Benzo(ghi)perylene, Solid	ND	330	ug/Kg	10/02/96	dmj
	Benzo(a)pyrene, Solid	ND	330	ug/Kg	10/02/96	dmj
	Benzyl alcohol, Solid	ND	330	ug/Kg	10/02/96	dmj
	Butyl benzyl phthalate, Solid	ND	330	ug/Kg	10/02/96	dmj
	Bis(2-chloroethoxy)methane, Solid	ND	330	ug/Kg	10/02/96	dmj
	Bis(2-chloroethyl)ether, Solid	ND	330	ug/Kg	10/02/96	dmj
	Bis(2-chloroisopropyl)ether, Solid	ND	330	ug/Kg	10/02/96	dmj
	Bis(2-ethylhexyl)phthalate, Solid	ND	330	ug/Kg	10/02/96	dmj
	4-Bromophenyl phenyl ether, Solid	ND	330	ug/Kg	10/02/96	dmj
	4-Chloroaniline, Solid	ND	330	ug/Kg	10/02/96	dmj
	2-Chloronaphthalene, Solid	ND	330	ug/Kg	10/02/96	dmj
	4-Chlorophenyl phenyl ether, Solid	ND	330	ug/Kg	10/02/96	dmj
	Chrysene, Solid	ND	330	ug/Kg	10/02/96	dmj
	Dibenzo(a,h)anthracene, Solid	ND	330	ug/Kg	10/02/96	dmj
	Dibenzofuran, Solid	ND	330	ug/Kg	10/02/96	dmj
	1,2-Dichlorobenzene, Solid	ND	330	ug/Kg	10/02/96	dmj
	1,3-Dichlorobenzene, Solid	ND	330	ug/Kg	10/02/96	dmj
	1,4-Dichlorobenzene, Solid	ND	330	ug/Kg	10/02/96	dmj
	3,3-Dichlorobenzidine, Solid	ND	330	ug/Kg	10/02/96	dmj
	Diethyl phthalate, Solid	ND	330	ug/Kg	10/02/96	dmj
	Dimethyl phthalate, Solid	ND	330	ug/Kg	10/02/96	dmj
	Di-n-butyl phthalate, Solid	ND	330	ug/Kg	10/02/96	dmj
	Di-n-octyl phthalate, Solid	ND	330	ug/Kg	10/02/96	dmj
	2,4-Dinitrotoluene, Solid	ND	330	ug/Kg	10/02/96	dmj
	2,6-Dinitrotoluene, Solid	ND	330	ug/Kg	10/02/96	dmj
	Fluoranthene, Solid	ND	330	ug/Kg	10/02/96	dmj
	Fluorene, Solid	ND	330	ug/Kg	10/02/96	dmj
	Hexachlorobenzene, Solid	ND	330	ug/Kg	10/02/96	dmj
	Hexachlorobutadiene, Solid	ND	330	ug/Kg	10/02/96	dmj
	Hexachlorocyclopentadiene, Solid	ND	330	ug/Kg	10/02/96	dmj
	Hexachloroethane, Solid	ND	330	ug/Kg	10/02/96	dmj
	Indeno(1,2,3-cd)pyrene, Solid	ND	330	ug/Kg	10/02/96	dmj
	Isophorone, Solid	ND	330	ug/Kg	10/02/96	dmj
	2-Methylnaphthalene, Solid	ND	330	ug/Kg	10/02/96	dmj
	Naphthalene, Solid	ND	330	ug/Kg	10/02/96	dmj
	o-Nitroaniline, Solid	ND	1650	ug/Kg	10/02/96	dmj
	m-Nitroaniline, Solid	ND	1650	ug/Kg	10/02/96	dmj
	p-Nitroaniline, Solid	ND	1650	ug/Kg	10/02/96	dmj
	Nitrobenzene, Solid	ND	330	ug/Kg	10/02/96	dmj
	n-Nitrosodi-n-propylamine, Solid	ND	330	ug/Kg	10/02/96	dmj
	n-Nitrosodiphenylamine, Solid	ND	330	ug/Kg	10/02/96	dmj
	Phenanthrene, Solid	ND	330	ug/Kg	10/02/96	dmj
	Pyrene, Solid	ND	330	ug/Kg	10/02/96	dmj
	1,2,4-Trichlorobenzene, Solid	ND	330	ug/Kg	10/02/96	dmj
	Benzoic acid, Solid	ND	1650	ug/Kg	10/02/96	dmj
	4-Chloro-3-methylphenol, Solid	ND	330	ug/Kg	10/02/96	dmj
	2-Chlorophenol, Solid	ND	330	ug/Kg	10/02/96	dmj
	2,4-Dichlorophenol, Solid	ND	330	ug/Kg	10/02/96	dmj

The analytical results, opinions or interpretations contained in this report are based upon information and material supplied by the client for whose exclusive and confidential use this report has been made. The analytical results, opinions or interpretations expressed represent the best judgment of Core Laboratories. Core Laboratories, however, makes no warranty or representation, express or implied, of any type, and expressly disclaims same as to the productivity, proper operations or profitableness of any oil, gas, coal or other mineral property, well or sand in connection with which such report is used or relied upon for any reason whatsoever. This report shall not be reproduced, in whole or in part, without the written approval of Core Laboratories.

CORELAB

CORE LABORATORIES

LABORATORY TEST RESULTS

Job Number: 962585 Date: 10/14/96

CUSTOMER: Daniel B. Stephens & Associates PROJECT: 6033.3 ENRON-ROSWELL ATTN: Bob Marley

Customer Sample ID: PIT3-2 @ 5'
Date Sampled.....: 09/18/96
Time Sampled.....: 11:50
Sample Matrix.....: Soil

Laboratory Sample ID: 962585-17
Date Received.....: 09/19/96
Time Received.....: 08:35

TEST METHOD	PARAMETER/TEST DESCRIPTION	SAMPLE RESULT	REPORTING LIMIT	UNITS	DATE	TECH
	2,4-Dimethylphenol, Solid	ND	330	ug/Kg	10/02/96	dmj
	2,4-Dinitrophenol, Solid	ND	1650	ug/Kg	10/02/96	dmj
	2-Methyl-4,6-dinitrophenol, Solid	ND	1650	ug/Kg	10/02/96	dmj
	2-Methylphenol (o-cresol), Solid	ND	330	ug/Kg	10/02/96	dmj
	4-Methylphenol (p-cresol), Solid	ND	330	ug/Kg	10/02/96	dmj
	2-Nitrophenol, Solid	ND	330	ug/Kg	10/02/96	dmj
	4-Nitrophenol, Solid	ND	1650	ug/Kg	10/02/96	dmj
	Pentachlorophenol, Solid	ND	1650	ug/Kg	10/02/96	dmj
	Phenol, Solid	ND	330	ug/Kg	10/02/96	dmj
	2,4,5-Trichlorophenol, Solid	ND	330	ug/Kg	10/02/96	dmj
	2,4,6-Trichlorophenol, Solid	ND	330	ug/Kg	10/02/96	dmj
SW-846 8240	Volatile Organics					
	Acetone, Solid	ND	100.	ug/Kg	09/25/96	bfr
	Benzene, Solid	ND	1.	ug/Kg	09/25/96	bfr
	Bromodichloromethane, Solid	ND	5.	ug/Kg	09/25/96	bfr
	Bromoform, Solid	ND	5.	ug/Kg	09/25/96	bfr
	Bromomethane, Solid	ND	10.	ug/Kg	09/25/96	bfr
	Methyl ethyl ketone (2-Butanone), Solid	ND	100.	ug/Kg	09/25/96	bfr
	Carbon disulfide, Solid	ND	5.	ug/Kg	09/25/96	bfr
	Carbon tetrachloride, Solid	ND	5.	ug/Kg	09/25/96	bfr
	Chlorobenzene, Solid	ND	5.	ug/Kg	09/25/96	bfr
	Chloroethane, Solid	ND	10.	ug/Kg	09/25/96	bfr
	2-Chloroethylvinyl ether, Solid	ND	10.	ug/Kg	09/25/96	bfr
	Chloroform, Solid	ND	5.	ug/Kg	09/25/96	bfr
	Chloromethane, Solid	ND	10.	ug/Kg	09/25/96	bfr
	Dibromochloromethane, Solid	ND	5.	ug/Kg	09/25/96	bfr
	1,1-Dichloroethane, Solid	ND	5.	ug/Kg	09/25/96	bfr
	1,2-Dichloroethane, Solid	ND	5.	ug/Kg	09/25/96	bfr
	1,1-Dichloroethene, Solid	ND	5.	ug/Kg	09/25/96	bfr
	trans-1,2-Dichloroethene, Solid	ND	5.	ug/Kg	09/25/96	bfr
	1,2-Dichloropropane, Solid	ND	5.	ug/Kg	09/25/96	bfr
	cis-1,3-Dichloropropene, Solid	ND	5.	ug/Kg	09/25/96	bfr
	trans-1,3-Dichloropropene, Solid	ND	5.	ug/Kg	09/25/96	bfr
	Ethylbenzene, Solid	ND	5.	ug/Kg	09/25/96	bfr
	2-Hexanone, Solid	ND	50.	ug/Kg	09/25/96	bfr
	Methylene chloride, Solid	ND	5.	ug/Kg	09/25/96	bfr
	4-Methyl-2-pentanone (MIBK), Solid	ND	50.	ug/Kg	09/25/96	bfr
	Styrene, Solid	ND	5.	ug/Kg	09/25/96	bfr
	1,1,2,2-Tetrachloroethane, Solid	ND	5.	ug/Kg	09/25/96	bfr
	Tetrachloroethene, Solid	ND	5.	ug/Kg	09/25/96	bfr
	Toluene, Solid	ND	5.	ug/Kg	09/25/96	bfr
	1,1,1-Trichloroethane, Solid	ND	5.	ug/Kg	09/25/96	bfr
	1,1,2-Trichloroethane, Solid	ND	5.	ug/Kg	09/25/96	bfr
	Trichloroethene, Solid	ND	5.	ug/Kg	09/25/96	bfr
	Vinyl acetate, Solid	ND	50.	ug/Kg	09/25/96	bfr
	Vinyl chloride, Solid	ND	10.	ug/Kg	09/25/96	bfr
	Xylenes (total), Solid	ND	5.	ug/Kg	09/25/96	bfr

The analytical results, opinions or interpretations contained in this report are based upon information and material supplied by the client for whose exclusive and confidential use this report has been made. The analytical results, opinions or interpretations expressed represent the best judgment of Core Laboratories. Core Laboratories, however, makes no warranty or representation, express or implied, of any type, and expressly disclaims same as to the productivity, proper operations or profitableness of any oil, gas, coal or other mineral property, well or sand in connection with which such report is used or relied upon for any reason whatsoever. This report shall not be reproduced, in whole or in part, without the written approval of Core Laboratories.

CORE LABORATORIES

LABORATORY TEST RESULTS

Job Number: 962585 Date: 10/14/96

CUSTOMER: Daniel B. Stephens & Associates PROJECT: 6033.3 ENRON-ROSWELL ATTN: Bob Marley

Customer Sample ID: PIT3-2 @ 30'
Date Sampled.....: 09/18/96
Time Sampled.....: 12:50
Sample Matrix.....: Soil

Laboratory Sample ID: 962585-18
Date Received.....: 09/19/96
Time Received.....: 08:35

TEST METHOD	PARAMETER/TEST DESCRIPTION	SAMPLE RESULT	REPORTING LIMIT	UNITS	DATE	TECH
SM 2540G	% Solids (104 Degree C Oven), Solid	95.3	0.1	%	09/23/96	jbd
SM 2540G	Moisture (@ 104 deg. C), Solid	4.7	0.1	%	09/23/96	jbd
SW-846 3050	Acid Digestion: Solids, Solid	Complete			09/24/96	lmt
SW-846 6010A	Arsenic (As), Solid	<5	5	mg/Kg	09/27/96	gag
SW-846 6010A	Barium (Ba), Solid	17	1	mg/Kg	09/27/96	gag
SW-846 6010A	Cadmium (Cd), Solid	<0.5	0.5	mg/Kg	09/27/96	gag
SW-846 6010A	Chromium (Cr), Solid	2	1	mg/Kg	09/27/96	gag
SW-846 6010A	Lead (Pb), Solid	<5	5	mg/Kg	09/27/96	gag
SW-846 7471	Mercury (Hg), Solid	<0.10	0.10	mg/Kg	09/27/96	lmt
SW-846 6010A	Selenium (Se), Solid	<10	10	mg/Kg	09/27/96	gag
SW-846 6010A	Silver (Ag), Solid	<1	1	mg/Kg	09/27/96	gag
EPA 418.1	Total Recoverable Petroleum Hydrocarbons, Solid	200	10.	mg/Kg	10/01/96	jbd
SW-846 3550	Extraction (Ultrasonic) PCBs					
	Ultrasonic Extraction	Complete			09/23/96	jbd
SW-846 8080	PCB Analysis					
	Aroclor 1016, Solid	ND	17	ug/Kg	09/24/96	smc
	Aroclor 1221, Solid	ND	17	ug/Kg	09/24/96	smc
	Aroclor 1232, Solid	ND	17	ug/Kg	09/24/96	smc
	Aroclor 1242, Solid	ND	17	ug/Kg	09/24/96	smc
	Aroclor 1248, Solid	ND	17	ug/Kg	09/24/96	smc
	Aroclor 1254, Solid	41	17	ug/Kg	09/24/96	smc
	Aroclor 1260, Solid	ND	17	ug/Kg	09/24/96	smc
	Aroclor 1262, Solid	ND	17	ug/Kg	09/24/96	smc
	Aroclor 1268, Solid	ND	17	ug/Kg	09/24/96	smc
SW-846 3550	Extraction (Ultrasonic) SVOCs					
	Ultrasonic Extraction	Complete			09/25/96	jbd
SW-846 8270	Semivolatile Organics					
	Acenaphthene, Solid	ND	330	ug/Kg	10/02/96	dmj
	Acenaphthylene, Solid	ND	330	ug/Kg	10/02/96	dmj
	Anthracene, Solid	ND	330	ug/Kg	10/02/96	dmj
	Benzidine, Solid	ND	1650	ug/Kg	10/02/96	dmj
	Benzo(a)anthracene, Solid	ND	330	ug/Kg	10/02/96	dmj
	Benzo(b)fluoranthene, Solid	ND	330	ug/Kg	10/02/96	dmj

The analytical results, opinions or interpretations contained in this report are based upon information and material supplied by the client for whose exclusive and confidential use this report has been made. The analytical results, opinions or interpretations expressed represent the best judgment of Core Laboratories. Core Laboratories, however, makes no warranty or representation, express or implied, of any type, and expressly disclaims same as to the productivity, proper operations or profitableness of any oil, gas, coal, or other mineral property, well or sand in connection with which such report is used or relied upon for any reason whatsoever. This report shall not be reproduced, in whole or in part, without the written approval of Core Laboratories.

CORE LABORATORIES

LABORATORY TEST RESULTS

Job Number: 962585 Date: 10/14/96

CUSTOMER: Daniel B. Stephens & Associates PROJECT: 6033.3 ENRON-ROSWELL ATTN: Bob Marley

Customer Sample ID: PIT3-2 @ 30'
Date Sampled.....: 09/18/96
Time Sampled.....: 12:50
Sample Matrix.....: Soil

Laboratory Sample ID: 962585-18
Date Received.....: 09/19/96
Time Received.....: 08:35

TEST METHOD	PARAMETER/TEST DESCRIPTION	SAMPLE RESULT	REPORTING LIMIT	UNITS	DATE	TECH
	Benzo(k)fluoranthene, Solid	ND	330	ug/Kg	10/02/96	dmj
	Benzo(ghi)perylene, Solid	ND	330	ug/Kg	10/02/96	dmj
	Benzo(a)pyrene, Solid	ND	330	ug/Kg	10/02/96	dmj
	Benzyl alcohol, Solid	ND	330	ug/Kg	10/02/96	dmj
	Butyl benzyl phthalate, Solid	ND	330	ug/Kg	10/02/96	dmj
	Bis(2-chloroethoxy)methane, Solid	ND	330	ug/Kg	10/02/96	dmj
	Bis(2-chloroethyl)ether, Solid	ND	330	ug/Kg	10/02/96	dmj
	Bis(2-chloroisopropyl)ether, Solid	ND	330	ug/Kg	10/02/96	dmj
	Bis(2-ethylhexyl)phthalate, Solid	ND	330	ug/Kg	10/02/96	dmj
	4-Bromophenyl phenyl ether, Solid	ND	330	ug/Kg	10/02/96	dmj
	4-Chloroaniline, Solid	ND	330	ug/Kg	10/02/96	dmj
	2-Chloronaphthalene, Solid	ND	330	ug/Kg	10/02/96	dmj
	4-Chlorophenyl phenyl ether, Solid	ND	330	ug/Kg	10/02/96	dmj
	Chrysene, Solid	ND	330	ug/Kg	10/02/96	dmj
	Dibenzo(a,h)anthracene, Solid	ND	330	ug/Kg	10/02/96	dmj
	Dibenzofuran, Solid	ND	330	ug/Kg	10/02/96	dmj
	1,2-Dichlorobenzene, Solid	ND	330	ug/Kg	10/02/96	dmj
	1,3-Dichlorobenzene, Solid	ND	330	ug/Kg	10/02/96	dmj
	1,4-Dichlorobenzene, Solid	ND	330	ug/Kg	10/02/96	dmj
	3,3-Dichlorobenzidine, Solid	ND	330	ug/Kg	10/02/96	dmj
	Diethyl phthalate, Solid	ND	330	ug/Kg	10/02/96	dmj
	Dimethyl phthalate, Solid	ND	330	ug/Kg	10/02/96	dmj
	Di-n-butyl phthalate, Solid	ND	330	ug/Kg	10/02/96	dmj
	Di-n-octyl phthalate, Solid	ND	330	ug/Kg	10/02/96	dmj
	2,4-Dinitrotoluene, Solid	ND	330	ug/Kg	10/02/96	dmj
	2,6-Dinitrotoluene, Solid	ND	330	ug/Kg	10/02/96	dmj
	Fluoranthene, Solid	ND	330	ug/Kg	10/02/96	dmj
	Fluorene, Solid	ND	330	ug/Kg	10/02/96	dmj
	Hexachlorobenzene, Solid	ND	330	ug/Kg	10/02/96	dmj
	Hexachlorobutadiene, Solid	ND	330	ug/Kg	10/02/96	dmj
	Hexachlorocyclopentadiene, Solid	ND	330	ug/Kg	10/02/96	dmj
	Hexachloroethane, Solid	ND	330	ug/Kg	10/02/96	dmj
	Indeno(1,2,3-cd)pyrene, Solid	ND	330	ug/Kg	10/02/96	dmj
	Isophorone, Solid	ND	330	ug/Kg	10/02/96	dmj
	2-Methylnaphthalene, Solid	ND	330	ug/Kg	10/02/96	dmj
	Naphthalene, Solid	ND	330	ug/Kg	10/02/96	dmj
	o-Nitroaniline, Solid	ND	1650	ug/Kg	10/02/96	dmj
	m-Nitroaniline, Solid	ND	1650	ug/Kg	10/02/96	dmj
	p-Nitroaniline, Solid	ND	1650	ug/Kg	10/02/96	dmj
	Nitrobenzene, Solid	ND	330	ug/Kg	10/02/96	dmj
	n-Nitrosodi-n-propylamine, Solid	ND	330	ug/Kg	10/02/96	dmj
	n-Nitrosodiphenylamine, Solid	ND	330	ug/Kg	10/02/96	dmj
	Phenanthrene, Solid	ND	330	ug/Kg	10/02/96	dmj
	Pyrene, Solid	ND	330	ug/Kg	10/02/96	dmj
	1,2,4-Trichlorobenzene, Solid	ND	330	ug/Kg	10/02/96	dmj
	Benzoic acid, Solid	ND	1650	ug/Kg	10/02/96	dmj
	4-Chloro-3-methylphenol, Solid	ND	330	ug/Kg	10/02/96	dmj
	2-Chlorophenol, Solid	ND	330	ug/Kg	10/02/96	dmj
	2,4-Dichlorophenol, Solid	ND	330	ug/Kg	10/02/96	dmj

The analytical results, opinions or interpretations contained in this report are based upon information and material supplied by the client for whose exclusive and confidential use this report has been made. The analytical results, opinions or interpretations expressed represent the best judgment of Core Laboratories. Core Laboratories, however, makes no warranty or representation, express or implied, of any type, and expressly disclaims same as to the productivity, proper operations or profitableness of any oil, gas, coal or other mineral property, well or sand in connection with which such report is used or relied upon for any reason whatsoever. This report shall not be reproduced, in whole or in part, without the written approval of Core Laboratories.

CORE LABORATORIES

LABORATORY TEST RESULTS

Job Number: 962585 Date: 10/14/96

CUSTOMER: Daniel B. Stephens & Associates PROJECT: 6033.3 ENRON-ROSWELL ATTN: Bob Marley

Customer Sample ID: PIT3-2 @ 30'
Date Sampled.....: 09/18/96
Time Sampled.....: 12:50
Sample Matrix.....: Soil

Laboratory Sample ID: 962585-18
Date Received.....: 09/19/96
Time Received.....: 08:35

TEST METHOD	PARAMETER/TEST DESCRIPTION	SAMPLE RESULT	REPORTING LIMIT	UNITS	DATE	TECH
	2,4-Dimethylphenol, Solid	ND	330	ug/Kg	10/02/96	dmj
	2,4-Dinitrophenol, Solid	ND	1650	ug/Kg	10/02/96	dmj
	2-Methyl-4,6-dinitrophenol, Solid	ND	1650	ug/Kg	10/02/96	dmj
	2-Methylphenol (o-cresol), Solid	ND	330	ug/Kg	10/02/96	dmj
	4-Methylphenol (p-cresol), Solid	ND	330	ug/Kg	10/02/96	dmj
	2-Nitrophenol, Solid	ND	330	ug/Kg	10/02/96	dmj
	4-Nitrophenol, Solid	ND	1650	ug/Kg	10/02/96	dmj
	Pentachlorophenol, Solid	ND	1650	ug/Kg	10/02/96	dmj
	Phenol, Solid	ND	330	ug/Kg	10/02/96	dmj
	2,4,5-Trichlorophenol, Solid	ND	330	ug/Kg	10/02/96	dmj
	2,4,6-Trichlorophenol, Solid	ND	330	ug/Kg	10/02/96	dmj
SW-846 8240	Volatile Organics					
	Acetone, Solid	ND	100.	ug/Kg	09/25/96	bfr
	Benzene, Solid	ND	1.	ug/Kg	09/25/96	bfr
	Bromodichloromethane, Solid	ND	5.	ug/Kg	09/25/96	bfr
	Bromoform, Solid	ND	5.	ug/Kg	09/25/96	bfr
	Bromomethane, Solid	ND	10.	ug/Kg	09/25/96	bfr
	Methyl ethyl ketone (2-Butanone), Solid	ND	100.	ug/Kg	09/25/96	bfr
	Carbon disulfide, Solid	ND	5.	ug/Kg	09/25/96	bfr
	Carbon tetrachloride, Solid	ND	5.	ug/Kg	09/25/96	bfr
	Chlorobenzene, Solid	ND	5.	ug/Kg	09/25/96	bfr
	Chloroethane, Solid	ND	10.	ug/Kg	09/25/96	bfr
	2-Chloroethylvinyl ether, Solid	ND	10.	ug/Kg	09/25/96	bfr
	Chloroform, Solid	ND	5.	ug/Kg	09/25/96	bfr
	Chloromethane, Solid	ND	10.	ug/Kg	09/25/96	bfr
	Dibromochloromethane, Solid	ND	5.	ug/Kg	09/25/96	bfr
	1,1-Dichloroethane, Solid	ND	5.	ug/Kg	09/25/96	bfr
	1,2-Dichloroethane, Solid	ND	5.	ug/Kg	09/25/96	bfr
	1,1-Dichloroethene, Solid	ND	5.	ug/Kg	09/25/96	bfr
	trans-1,2-Dichloroethene, Solid	ND	5.	ug/Kg	09/25/96	bfr
	1,2-Dichloropropane, Solid	ND	5.	ug/Kg	09/25/96	bfr
	cis-1,3-Dichloropropene, Solid	ND	5.	ug/Kg	09/25/96	bfr
	trans-1,3-Dichloropropene, Solid	ND	5.	ug/Kg	09/25/96	bfr
	Ethylbenzene, Solid	ND	5.	ug/Kg	09/25/96	bfr
	2-Hexanone, Solid	ND	50.	ug/Kg	09/25/96	bfr
	Methylene chloride, Solid	ND	5.	ug/Kg	09/25/96	bfr
	4-Methyl-2-pentanone (MIBK), Solid	ND	50.	ug/Kg	09/25/96	bfr
	Styrene, Solid	ND	5.	ug/Kg	09/25/96	bfr
	1,1,2,2-Tetrachloroethane, Solid	ND	5.	ug/Kg	09/25/96	bfr
	Tetrachloroethene, Solid	ND	5.	ug/Kg	09/25/96	bfr
	Toluene, Solid	ND	5.	ug/Kg	09/25/96	bfr
	1,1,1-Trichloroethane, Solid	ND	5.	ug/Kg	09/25/96	bfr
	1,1,2-Trichloroethane, Solid	ND	5.	ug/Kg	09/25/96	bfr
	Trichloroethene, Solid	ND	5.	ug/Kg	09/25/96	bfr
	Vinyl acetate, Solid	ND	50.	ug/Kg	09/25/96	bfr
	Vinyl chloride, Solid	ND	10.	ug/Kg	09/25/96	bfr
	Xylenes (total), Solid	ND	5.	ug/Kg	09/25/96	bfr

The analytical results, opinions or interpretations contained in this report are based upon information and material supplied by the client for whose exclusive and confidential use this report has been made. The analytical results, opinions or interpretations expressed represent the best judgment of Core Laboratories. Core Laboratories, however, makes no warranty or representation, express or implied, of any type, and expressly disclaims same as to the productivity, proper operations or profitableness of any oil, gas, coal or other mineral property, well or sand in connection with which such report is used or relied upon for any reason whatsoever. This report shall not be reproduced, in whole or in part, without the written approval of Core Laboratories.

CORE LABORATORIES

QUALITY CONTROL RESULTS

Job Number: 962585 Date: 10/14/96

CUSTOMER: Daniel B. Stephens & Associates PROJECT: 6033.3 ENRON-ROSWELL ATTN: Bob Marley

Test Method.....: SM 2540G Batch.....: 13657 Analyst...: jbd
Method Description.: Moisture Reporting Limit...: 0.1
Parameter.....: % Solids (104 Degree C Oven) Units.....: %

QC	Lab ID	Reagent	QC Result	QC Result	True Value	Orig. Value	Calc. Result	Units	Date/Time
MB	0 -0								09/23/96 0000

Test Method.....: SM 2540G Batch.....: 13657 Analyst...: jbd
Method Description.: Moisture Reporting Limit...: 0.1
Parameter.....: Moisture (@ 104 deg. C) Units.....: %

QC	Lab ID	Reagent	QC Result	QC Result	True Value	Orig. Value	Calc. Result	Units	Date/Time
MB	0 -0								09/23/96 0000

Test Method.....: SW-846 6010A Batch.....: 13816 Analyst...: gag
Method Description.: Metals Analysis (ICAP) Reporting Limit...: 0.01
Parameter.....: Arsenic (As) Units.....: mg/L

QC	Lab ID	Reagent	QC Result	QC Result	True Value	Orig. Value	Calc. Result	Units	Date/Time
ICV		960429Z	2.08329		2.00		104.2	% REC	09/27/96 1131
ICB		960614M	-0.00015						09/27/96 1313
ISB		960630H	1.02717		1.000		102.7	% REC	09/27/96 1322
CRI		960702Z	0.00118		0.002500		47.2	% REC	09/27/96 1330
MB		0927	-0.00485						09/27/96 1335
LCS		960097	0.79927		0.754		106.0	% REC	09/27/96 1337
MS	962524-1	960917G	0.99602		1.000	0.06416	93.2	% REC	09/27/96 1342
MSD	962524-1	960917G	1.04053	0.99602	1.000	0.06416	97.6	% REC	09/27/96 1344
							4.4	RPD	
MD	962524-2		0.06896			0.06521	5.6	RPD	09/27/96 1349
CCV		960821N	2.50965		2.5		100.4	% REC	09/27/96 1400
CCB		960614M	-0.00372						09/27/96 1415
SD	962524-3		0.01175			0.06987		% Diff.	09/27/96 1422
CRI		960702Z	-0.00308		0.002500		-123.2	% REC	09/27/96 1427
ISB		960630H	1.05158		1.000		105.2	% REC	09/27/96 1431
CCV		960821N	2.50944		2.5		100.4	% REC	09/27/96 1437
CCB		960614M	0.00231						09/27/96 1443
MD	962585-1		0.03995			0.04525	0.00530	ABS Diff.	09/27/96 1514
MS	962585-2	960917G	1.03331		1.000	0.05696	97.6	% REC	09/27/96 1520
CCV		960821N	2.54171		2.5		101.7	% REC	09/27/96 1529
CCB		960614M	-0.00186						09/27/96 1535
MB		0927	0.00116						09/27/96 1543
LCS		960097	0.75426		0.754		100.0	% REC	09/27/96 1547
CCV		960821N	2.54945		2.5		102.0	% REC	09/27/96 1617
CCB		960614M	-0.00306						09/27/96 1625
CCV		960821N	2.56320		2.5		102.5	% REC	09/27/96 1656
CCB		960614M	0.00426						09/27/96 1703
ISB		960630H	1.03396		1.000		103.4	% REC	09/27/96 1714
CCV		960821N	2.54761		2.5		101.9	% REC	09/27/96 1719
CCB		960614M	0.00082						09/27/96 1723

The analytical results, opinions or interpretations contained in this report are based upon information and material supplied by the client for whose exclusive and confidential use this report has been made. The analytical results, opinions or interpretations expressed represent the best judgment of Core Laboratories. Core Laboratories, however, makes no warranty or representation, express or implied, of any type, and expressly disclaims same as to the productivity, proper operations or profitableness of any oil, gas, or other mineral, property, well or sand in connection with which such report is used or relied upon for any reason whatsoever. This report shall not be reproduced, in whole or in part, without the written approval of Core Laboratories.

CORE LABORATORIES

QUALITY CONTROL RESULTS

Job Number: 962585 Date: 10/14/96

CUSTOMER: Daniel B. Stephens & Associates PROJECT: 6033.3 ENRON-ROSWELL ATTN: Bob Marley

Test Method.....: SW-846 6010A Batch.....: 13816 Analyst...: gag
Method Description.: Metals Analysis (ICAP) Reporting Limit...: 0.001
Parameter.....: Barium (Ba) Units.....: mg/L

QC	Lab ID	Reagent	QC Result	QC Result	True Value	Orig. Value	Calc. Result	Units	Date/Time
ICV		960725M	1.04853		1.00		104.9	% REC	09/27/96 1139
ICB		960614M	0.00023						09/27/96 1313
ISB		960630H	0.58069		0.5000		116.1	% REC	09/27/96 1322
CRI		960702Z	0.00610		0.005000		122.0	% REC	09/27/96 1330
MB		0927	0.00011						09/27/96 1335
LCS		960097	1.09320		1.06		103.1	% REC	09/27/96 1337
MD	962524-2		0.91622			0.90746	1.0	RPD	09/27/96 1349
CCV		960821N	5.17452		5.0		103.5	% REC	09/27/96 1400
CCB		960614M	0.00034						09/27/96 1415
SD	962524-3		0.13633			0.71228	4.3	% Diff.	09/27/96 1422
CRI		960702Z	0.00609		0.005000		121.8	% REC	09/27/96 1427
ISB		960630H	0.59111		0.5000		118.2	% REC	09/27/96 1431
CCV		960821N	5.15800		5.0		103.2	% REC	09/27/96 1437
CCB		960614M	0.00092						09/27/96 1443
MD	962585-1		1.94848			1.87131	4.0	RPD	09/27/96 1514
MS	962585-2	960917G	3.28408		1.000	2.15656	112.8	% REC	09/27/96 1520
CCV		960821N	5.18664		5.0		103.7	% REC	09/27/96 1529
CCB		960614M	0.00045						09/27/96 1535
MB		0927	0.00022						09/27/96 1543
LCS		960097	1.02818		1.06		97.0	% REC	09/27/96 1547
CCV		960821N	5.22753		5.0		104.6	% REC	09/27/96 1617
CCB		960614M	0.00046						09/27/96 1625
CCV		960821N	5.20801		5.0		104.2	% REC	09/27/96 1656
CCB		960614M	-0.00057						09/27/96 1703
ISB		960630H	0.57541		0.5000		115.1	% REC	09/27/96 1714
CCV		960821N	5.20570		5.0		104.1	% REC	09/27/96 1719
CCB		960614M	0.00057						09/27/96 1723

Test Method.....: SW-846 6010A Batch.....: 13816 Analyst...: gag
Method Description.: Metals Analysis (ICAP) Reporting Limit...: 0.0005
Parameter.....: Cadmium (Cd) Units.....: mg/L

QC	Lab ID	Reagent	QC Result	QC Result	True Value	Orig. Value	Calc. Result	Units	Date/Time
ICV		960429Z	2.01820		2.00		100.9	% REC	09/27/96 1131
ICB		960614M	0.00023						09/27/96 1313
ISB		960630H	1.01038		1.000		101.0	% REC	09/27/96 1322
CRI		960702Z	0.00011		0.000500		22.0	% REC	09/27/96 1330
MB		0927	-0.00023						09/27/96 1335
LCS		960097	0.46084		0.454		101.5	% REC	09/27/96 1337
MS	962524-1	960917G	0.92801		1.000	0.00471	92.3	% REC	09/27/96 1342
MSD	962524-1	960917G	0.96183	0.92801	1.000	0.00471	95.7	% REC	09/27/96 1344
							3.6	RPD	
MD	962524-2		0.00508			0.00496	2.4	RPD	09/27/96 1349
CCV		960821N	0.97299		1.0		97.3	% REC	09/27/96 1400
CCB		960614M	-0.00036						09/27/96 1415
SD	962524-3		0.00056			0.00520		% Diff.	09/27/96 1422
CRI		960702Z	-0.00000		0.000500		0.0	% REC	09/27/96 1427
ISB		960630H	1.03789		1.000		103.8	% REC	09/27/96 1431
CCV		960821N	0.97846		1.0		97.8	% REC	09/27/96 1437
CCB		960614M	-0.00023						09/27/96 1443
MD	962585-1		0.00255			0.00299	15.9	RPD	09/27/96 1514

The analytical results, opinions or interpretations contained in this report are based upon information and material supplied by the client for whose exclusive and confidential use this report has been made. The analytical results, opinions or interpretations expressed represent the best judgment of Core Laboratories. Core Laboratories, however, makes no warranty or representation, express or implied, of any type, and expressly disclaims same as to the productivity, proper operations or profitableness of any oil, gas, rock or other mineral, property, well or sand in connection with which such report is used or relied upon for any reason whatsoever. This report shall not be reproduced, in whole or in part, without the written approval of Core Laboratories.

CORE LABORATORIES

QUALITY CONTROL RESULTS

Job Number: 962585 Date: 10/14/96

CUSTOMER: Daniel B. Stephens & Associates PROJECT: 6033.3 ENRON-ROSWELL ATTN: Bob Marley

Test Method.....: SW-846 6010A
Method Description.: Metals Analysis (ICAP)
Parameter.....: Cadmium (Cd)
Batch.....: 13816
Reporting Limit...: 0.0005
Units.....: mg/L
Analyst...: gag

QC	Lab ID	Reagent	QC Result	QC Result	True Value	Orig. Value	Calc. Result	Units	Date/Time
MS	962585-2	960917G	0.98180		1.000	0.00464	97.7	% REC	09/27/96 1520
CCV		960821N	0.98463		1.0		98.5	% REC	09/27/96 1529
CCB		960614M	-0.00007						09/27/96 1535
MB		0927	-0.00012						09/27/96 1543
LCS		960097	0.40844		0.454		90.0	% REC	09/27/96 1547
CCV		960821N	0.99919		1.0		99.9	% REC	09/27/96 1617
CCB		960614M	0.00030						09/27/96 1625
CCV		960821N	0.99723		1.0		99.7	% REC	09/27/96 1656
CCB		960614M	-0.00011						09/27/96 1703
ISB		960630H	1.01188		1.000		101.2	% REC	09/27/96 1714
CCV		960821N	1.00241		1.0		100.2	% REC	09/27/96 1719
CCB		960614M	0.00008						09/27/96 1723

Test Method.....: SW-846 6010A
Method Description.: Metals Analysis (ICAP)
Parameter.....: Chromium (Cr)
Batch.....: 13816
Reporting Limit...: 0.005
Units.....: mg/L
Analyst...: gag

QC	Lab ID	Reagent	QC Result	QC Result	True Value	Orig. Value	Calc. Result	Units	Date/Time
ICV		960429Z	1.96086		2.00		98.0	% REC	09/27/96 1131
ICB		960614M	0.00110						09/27/96 1313
ISB		960630H	0.51929		0.5000		103.9	% REC	09/27/96 1322
CRI		960702Z	0.00387		0.002500		154.8	% REC	09/27/96 1330
MB		0927	-0.00027						09/27/96 1335
LCS		960097	0.66785		0.71		94.1	% REC	09/27/96 1337
MS	962524-1	960917G	1.12288		1.000	0.15558	96.7	% REC	09/27/96 1342
MSD	962524-1	960917G	1.17757	1.12288	1.000	0.15558	102.2	% REC	09/27/96 1344
							4.8	RPD	
MD	962524-2		0.14231			0.13586	4.6	RPD	09/27/96 1349
CCV		960821N	2.50689		2.5		100.3	% REC	09/27/96 1400
CCB		960614M	0.00117						09/27/96 1415
SD	962524-3		0.02642			0.12342	-7.0	% Diff.	09/27/96 1422
CRI		960702Z	0.00204		0.002500		81.6	% REC	09/27/96 1427
ISB		960630H	0.56652		0.5000		113.3	% REC	09/27/96 1431
CCV		960821N	2.52304		2.5		100.9	% REC	09/27/96 1437
CCB		960614M	0.00000						09/27/96 1443
MD	962585-1		0.05692			0.06689	16.1	RPD	09/27/96 1514
MS	962585-2	960917G	1.20442		1.000	0.12325	108.1	% REC	09/27/96 1520
CCV		960821N	2.53977		2.5		101.6	% REC	09/27/96 1529
CCB		960614M	-0.00000						09/27/96 1535
MB		0927	0.00117						09/27/96 1543
LCS		960097	0.69157		0.71		97.4	% REC	09/27/96 1547
CCV		960821N	2.57016		2.5		102.8	% REC	09/27/96 1617
CCB		960614M	0.00058						09/27/96 1625
CCV		960821N	2.57633		2.5		103.1	% REC	09/27/96 1656
CCB		960614M	-0.00058						09/27/96 1703
ISB		960630H	0.55439		0.5000		110.9	% REC	09/27/96 1714
CCV		960821N	2.57368		2.5		102.9	% REC	09/27/96 1719
CCB		960614M	-0.00117						09/27/96 1723

The analytical results, opinions or interpretations contained in this report are based upon information and material supplied by the client for whose exclusive and confidential use this report has been made. The analytical results, opinions or interpretations expressed represent the best judgment of Core Laboratories. Core Laboratories, however, makes no warranty or representation, express or implied, of any type, and expressly disclaims same as to the productivity, proper operations or profitableness of any oil, gas or other mineral, property, well or sand in connection with which such report is used or relied upon for any reason whatsoever. This report shall not be reproduced, in whole or in part, without the written approval of Core Laboratories.

CORE LABORATORIES

QUALITY CONTROL RESULTS

Job Number: 962585 Date: 10/14/96

CUSTOMER: Daniel B. Stephens & Associates PROJECT: 6033.3 ENRON-ROSWELL ATTN: Bob Marley

Test Method.....: SW-846 6010A
Method Description.: Metals Analysis (ICAP)
Parameter.....: Lead (Pb)
Batch.....: 13816
Reporting Limit...: 0.003
Units.....: mg/L
Analyst...: gag

QC	Lab ID	Reagent	QC Result	QC Result	True Value	Orig. Value	Calc. Result	Units	Date/Time
ICV		960429Z	2.03052		2.00		101.5	% REC	09/27/96 1131
ICB		960614M	0.00039						09/27/96 1313
ISB		960630H	1.08076		1.000		108.1	% REC	09/27/96 1322
CRI		960702Z	0.00045		0.002500		18.0	% REC	09/27/96 1330
MB		0927	0.00178						09/27/96 1335
LCS		960097	0.53934		0.535		100.8	% REC	09/27/96 1337
MS	962524-1	960917G	1.14576		1.000	0.12360	102.2	% REC	09/27/96 1342
MSD	962524-1	960917G	1.15462	1.14576	1.000	0.12360	103.1	% REC	09/27/96 1344
							0.8	RPD	
MD	962524-2		0.12776			0.12510	2.1	RPD	09/27/96 1349
CCV		960821N	0.98309		1.0		98.3	% REC	09/27/96 1400
CCB		960614M	0.00247						09/27/96 1415
SD	962524-3		0.02898			0.14046		% Diff.	09/27/96 1422
CRI		960702Z	0.00439		0.002500		175.6	% REC	09/27/96 1427
ISB		960630H	1.12534		1.000		112.5	% REC	09/27/96 1431
CCV		960821N	0.99798		1.0		99.8	% REC	09/27/96 1437
CCB		960614M	0.00118						09/27/96 1443
MD	962585-1		0.05820			0.05549	4.8	RPD	09/27/96 1514
MS	962585-2	960917G	1.15662		1.000	0.09725	105.9	% REC	09/27/96 1520
CCV		960821N	1.00240		1.0		100.2	% REC	09/27/96 1529
CCB		960614M	0.00225						09/27/96 1535
MB		0927	-0.00104						09/27/96 1543
LCS		960097	0.54539		0.535		101.9	% REC	09/27/96 1547
CCV		960821N	1.01656		1.0		101.7	% REC	09/27/96 1617
CCB		960614M	-0.00003						09/27/96 1625
CCV		960821N	1.01773		1.0		101.8	% REC	09/27/96 1656
CCB		960614M	-0.00189						09/27/96 1703
ISB		960630H	1.10445		1.000		110.4	% REC	09/27/96 1714
CCV		960821N	1.01542		1.0		101.5	% REC	09/27/96 1719
CCB		960614M	0.00029						09/27/96 1723

Test Method.....: SW-846 6010A
Method Description.: Metals Analysis (ICAP)
Parameter.....: Selenium (Se)
Batch.....: 13816
Reporting Limit...: 0.01
Units.....: mg/L
Analyst...: gag

QC	Lab ID	Reagent	QC Result	QC Result	True Value	Orig. Value	Calc. Result	Units	Date/Time
ICV		960429Z	2.08901		2.00		104.5	% REC	09/27/96 1131
ICB		960614M	0.00623						09/27/96 1313
ISB		960630H	1.12223		1.000		112.2	% REC	09/27/96 1322
CRI		960702Z	0.01146		0.002500		458.4	% REC	09/27/96 1330
MB		0927	0.00155						09/27/96 1335
LCS		960097	0.72240		0.723		99.9	% REC	09/27/96 1337
MS	962524-1	960917G	0.97673		1.000	0.01875	95.8	% REC	09/27/96 1342
MSD	962524-1	960917G	0.99081	0.97673	1.000	0.01875	97.2	% REC	09/27/96 1344
							1.4	RPD	
MD	962524-2		0.02415			0.02615	0.00200	ABS Diff.	09/27/96 1349
CCV		960821N	2.53613		2.5		101.4	% REC	09/27/96 1400
CCB		960614M	0.00254						09/27/96 1415
SD	962524-3		0.00129			0.02447		% Diff.	09/27/96 1422
CRI		960702Z	-0.00325		0.002500		-130.0	% REC	09/27/96 1427
ISB		960630H	1.15020		1.000		115.0	% REC	09/27/96 1431

The analytical results, opinions or interpretations contained in this report are based upon information and material supplied by the client for whose exclusive and confidential use this report has been made. The analytical results, opinions or interpretations expressed represent the best judgment of Core Laboratories. Core Laboratories, however, makes no warranty or representation, express or implied, of any type, and expressly disclaims same as to the productivity, proper operations or profitableness of any oil, gas, or other mineral property, well or sand in connection with which such report is used or relied upon for any reason whatsoever. This report shall not be reproduced, in whole or in part, without the written approval of Core Laboratories.

CORE LABORATORIES

QUALITY CONTROL RESULTS

Job Number: 962585 Date: 10/14/96

CUSTOMER: Daniel B. Stephens & Associates PROJECT: 6033.3 ENRON-ROSWELL ATTN: Bob Marley

Test Method.....: SW-846 6010A
Method Description.: Metals Analysis (ICAP)
Parameter.....: Selenium (Se)
Batch.....: 13816
Reporting Limit...: 0.01
Units.....: mg/L
Analyst...: gag

QC	Lab ID	Reagent	QC Result	QC Result	True Value	Orig. Value	Calc. Result	Units	Date/Time
CCV		960821N	2.51679		2.5		100.7	% REC	09/27/96 1437
CCB		960614M	-0.00669						09/27/96 1443
MD	962585-1		0.01693			0.01583	0.00110	ABS Diff.	09/27/96 1514
MS	962585-2	960917G	0.99074		1.000	0.01870	97.2	% REC	09/27/96 1520
CCV		960821N	2.53340		2.5		101.3	% REC	09/27/96 1529
CCB		960614M	0.00881						09/27/96 1535
MB		0927	-0.00338						09/27/96 1543
LCS		960097	0.70585		0.723		97.6	% REC	09/27/96 1547
CCV		960821N	2.55962		2.5		102.4	% REC	09/27/96 1617
CCB		960614M	0.00451						09/27/96 1625
CCV		960821N	2.54906		2.5		102.0	% REC	09/27/96 1656
CCB		960614M	-0.00619						09/27/96 1703
ISB		960630H	1.11531		1.000		111.5	% REC	09/27/96 1714
CCV		960821N	2.55668		2.5		102.3	% REC	09/27/96 1719
CCB		960614M	-0.00477						09/27/96 1723

Test Method.....: SW-846 6010A
Method Description.: Metals Analysis (ICAP)
Parameter.....: Silver (Ag)
Batch.....: 13816
Reporting Limit...: 0.005
Units.....: mg/L
Analyst...: gag

QC	Lab ID	Reagent	QC Result	QC Result	True Value	Orig. Value	Calc. Result	Units	Date/Time
ICV		960725M	1.03663		1.00		103.7	% REC	09/27/96 1139
ICB		960614M	0.00449						09/27/96 1313
ISB		960630H	1.18739		1.000		118.7	% REC	09/27/96 1322
CRI		960702Z	0.00372		0.005000		74.4	% REC	09/27/96 1330
MB		0927	0.00205						09/27/96 1335
LCS		960097	1.30088		1.16		112.1	% REC	09/27/96 1337
MS	962524-1	960917G	1.04311		1.000	-0.00037	104.3	% REC	09/27/96 1342
MSD	962524-1	960917G	1.11836	1.04311	1.000	-0.00037	111.9	% REC	09/27/96 1344
							7.0	RPD	
MD	962524-2		0.00124			0.00099	0.00025	ABS Diff.	09/27/96 1349
CCV		960816Z	2.57934		2.500		103.2	% REC	09/27/96 1353
CCB		960614M	0.00052						09/27/96 1415
SD	962524-3		-0.00326			-0.00309		% Diff.	09/27/96 1422
CRI		960702Z	-0.00233		0.005000		-46.6	% REC	09/27/96 1427
ISB		960630H	1.06526		1.000		106.5	% REC	09/27/96 1431
CCV		960816Z	2.56378		2.500		102.6	% REC	09/27/96 1434
CCB		960614M	-0.00177						09/27/96 1443
MD	962585-1		-0.00112			-0.00257	0.00145	ABS Diff.	09/27/96 1514
MS	962585-2	960917G	1.03693		1.000	-0.00246	103.9	% REC	09/27/96 1520
CCV		960816Z	2.60317		2.500		104.1	% REC	09/27/96 1527
CCB		960614M	0.00037						09/27/96 1535
MB		0927	-0.00021						09/27/96 1543
LCS		960097	1.04190		1.16		89.8	% REC	09/27/96 1547
CCV		960816Z	2.60890		2.500		104.4	% REC	09/27/96 1615
CCB		960614M	0.00076						09/27/96 1625
CCV		960816Z	2.60601		2.500		104.2	% REC	09/27/96 1654
CCB		960614M	0.00033						09/27/96 1703
ISB		960630H	1.06261		1.000		106.3	% REC	09/27/96 1714
CCV		960816Z	2.61572		2.500		104.6	% REC	09/27/96 1716
CCB		960614M	-0.00068						09/27/96 1723

The analytical results, opinions or interpretations contained in this report are based upon information and material supplied by the client for whose exclusive and confidential use this report has been made. The analytical results, opinions or interpretations expressed represent the best judgment of Core Laboratories. Core Laboratories, however, makes no warranty or representation, express or implied, of any type, and expressly disclaims same as to the productivity, proper operations or profitableness of any oil, gas, or other mineral property, well or sand in connection with which such report is used or relied upon for any reason whatsoever. This report shall not be reproduced, in whole or in part, without the written approval of Core Laboratories.

CORE LABORATORIES

QUALITY CONTROL RESULTS

Job Number: 962585 Date: 10/14/96

CUSTOMER: Daniel B. Stephens & Associates PROJECT: 6033.3 ENRON-ROSWELL ATTN: Bob Marley

Test Method.....: SW-846 7471 Batch.....: 13828 Analyst...: lmt
Method Description.: Mercury (CVAA) Reporting Limit...: 0.0002
Parameter.....: Mercury (Hg) Units.....: mg/L

QC	Lab ID	Reagent	QC Result	QC Result	True Value	Orig. Value	Calc. Result	Units	Date/Time
ICV		960624G	0.003798		0.004000		95.0	% REC	09/27/96 1000
ICB		09276	0.000041						09/27/96 1003
MB		0926	0.000041						09/27/96 1005
MD	962604-1		0.000041			0.000041	0.00000	ABS Diff.	09/27/96 1011
MS	962604-2	950929N	0.004847		0.005000	0.000041	96.1	% REC	09/27/96 1016
CCV		950929N	0.004934		0.005000		98.7	% REC	09/27/96 1032
CCB		09276	0.000041						09/27/96 1035
EB		1312	0.000041						09/27/96 1051
SB		950929N	0.004585		0.005000		91.7	% REC	09/27/96 1054
ED	962497-1		0.000958			0.000958	0.00000	ABS Diff.	09/27/96 1059
MS	962497-1	950929N	0.006158		0.005000	0.000958	104.0	% REC	09/27/96 1102
CCV		950929N	0.005371		0.005000		107.4	% REC	09/27/96 1105
CCB		09276	0.000041						09/27/96 1107
MD	962497-1		0.000915			0.000958	0.00004	ABS Diff.	09/27/96 1110
MB		0926	0.000041						09/27/96 1113
MD	962585-1		0.000041			0.000041	0.00000	ABS Diff.	09/27/96 1118
MS	962585-8	950929N	0.005065		0.005000	0.000041	100.5	% REC	09/27/96 1126
CCV		950929N	0.005065		0.005000		101.3	% REC	09/27/96 1137
CCB		09276	0.000041						09/27/96 1139
LCS		960097	0.001789		0.00150		119.3	% REC	09/27/96 1148
CCV		950929N	0.005371		0.005000		107.4	% REC	09/27/96 1206
CCB		09276	0.000041						09/27/96 1209

Test Method.....: EPA 418.1 Batch.....: 14036 Analyst...: jbd
Method Description.: Total Recoverable Petroleum Hydrocarbons Reporting Limit...: 1.
Parameter.....: Total Recoverable Petroleum Hydrocarbons Units.....: mg/L

QC	Lab ID	Reagent	QC Result	QC Result	True Value	Orig. Value	Calc. Result	Units	Date/Time
ICB		R092396M	0						10/01/96 0900
MB		R092396M	0						10/01/96 0900
CCB		R092396M	0						10/01/96 0900
ICV		940114A	41		43		95.3	% REC	10/01/96 0900
CCV		X960923C	52		50		104.0	% REC	10/01/96 0900
MD	962585-18		200			200	0.0	RPD	10/01/96 0900

The analytical results, opinions or interpretations contained in this report are based upon information and material supplied by the client for whose exclusive and confidential use this report has been made. The analytical results, opinions or interpretations expressed represent the best judgment of Core Laboratories. Core Laboratories, however, makes no warranty or representation, express or implied, of any type, and expressly disclaims same as to the productivity, proper operations or profitableness of any oil, gas, coal or other mineral, property, well or sand in connection with which such report is used or relied upon for any reason whatsoever. This report shall not be reproduced, in whole or in part, without the written approval of Core Laboratories.

CORE LABORATORIES

QUALITY CONTROL RESULTS

Job Number: 962585 Date: 10/14/96

CUSTOMER: Daniel B. Stephens & Associates PROJECT: 6033.3 ENRON-ROSWELL ATTN: Bob Marley

QC Type	Description	Reag. Code	Lab ID	Dilution Factor	Date	Time

Test Method.....: SW-846 8080 Batch.....: 13641 Analyst ...: smc
Method Description.: PCB Analysis Units.....: ug/L

MB	Method Blank	1909			09/23/96	2219

Parameter/Test Description	QC Result	QC Result	Rep. Limit	True Value	Orig. Value	Calc. Result	Units	F
Aroclor 1016	ND		0.5					
Aroclor 1221	ND		0.5					
Aroclor 1232	ND		0.5					
Aroclor 1242	ND		0.5					
Aroclor 1248	ND		0.5					
Aroclor 1254	ND		0.5					
Aroclor 1260	ND		0.5					
Aroclor 1262	ND		0.5					
Aroclor 1268	ND		0.5					

LCS	Laboratory Control Sample	P960923A		10	09/23/96	2248

Parameter/Test Description	QC Result	QC Result	Rep. Limit	True Value	Orig. Value	Calc. Result	Units	F
Aroclor 1016	0.231		0.5	0.20020		115.4	% REC	
Aroclor 1260	0.241		0.5	0.20020		120.4	% REC	

MS	Matrix Spike	P960918A	962529-5	10	09/24/96	0632

Parameter/Test Description	QC Result	QC Result	Rep. Limit	True Value	Orig. Value	Calc. Result	Units	F
Aroclor 1254	2.136		0.5	0.20000	ND	1068.0	% REC	Y

MSD	Matrix Spike Duplicate	P960918A	962529-5	10	09/24/96	0701

Parameter/Test Description	QC Result	QC Result	Rep. Limit	True Value	Orig. Value	Calc. Result	Units	F
Aroclor 1254	2.324	2.136	0.5	0.20000	ND	1162.0	% REC	Y
						8.09	RPD	

Test Method.....: SW-846 8240 Batch.....: 13787 Analyst ...: tdw
Method Description.: Volatile Organics Units.....: ug/L

RS	Reference Standard	V960926R			09/26/96	1316

Parameter/Test Description	QC Result	QC Result	Rep. Limit	True Value	Orig. Value	Calc. Result	Units	F
Benzene	57.92		1.	50.3		115.1	% REC	
Bromodichloromethane	61.16		5.	50.3		121.6	% REC	
Bromoform	53.43		5.	50.2		106.4	% REC	
Carbon tetrachloride	58.65		5.	50.3		116.6	% REC	
Chlorobenzene	61.72		5.	50.3		122.7	% REC	

The analytical results, opinions or interpretations contained in this report are based upon information and material supplied by the client for whose exclusive and confidential use this report has been made. The analytical results, opinions or interpretations expressed represent the best judgment of Core Laboratories. Core Laboratories, however, makes no warranty or representation, express or implied, of any type, and expressly disclaims same as to the productivity, proper operations or profitableness of any oil, gas or other mineral property, well or sand in connection with which such report is used or relied upon for any reason whatsoever. This report shall not be reproduced, in whole or in part, without the written approval of Core Laboratories.

CORE LABORATORIES

QUALITY CONTROL RESULTS

Job Number: 962585 Date: 10/14/96

CUSTOMER: Daniel B. Stephens & Associates PROJECT: 6033.3 ENRON-ROSWELL ATTN: Bob Marley

QC Type	Description	Reag. Code	Lab ID	Dilution Factor	Date	Time
RS	Reference Standard	V960926R			09/26/96	1316

Parameter/Test Description	QC Result	QC Result	Rep. Limit	True Value	Orig. Value	Calc. Result	Units	F
Chloroform	59.57		5.	50.2		118.7	% REC	
Dibromochloromethane	58.80		5.	50.3		116.9	% REC	
1,1-Dichloroethane	57.31		5.	50.2		114.2	% REC	
1,2-Dichloroethane	60.71		5.	50.3		120.7	% REC	
1,1-Dichloroethene	61.21		5.	50.3		121.7	% REC	
trans-1,2-Dichloroethene	57.90		5.	50.3		115.1	% REC	
1,2-Dichloropropane	57.46		5.	50.3		114.2	% REC	
Ethylbenzene	60.37		5.	50.3		120.0	% REC	
Methylene chloride	56.49		5.	50.3		112.3	% REC	
1,1,2,2-Tetrachloroethane	53.59		5.	50.3		106.5	% REC	
Tetrachloroethene	54.46		5.	50.3		108.3	% REC	
Toluene	60.48		5.	50.3		120.2	% REC	
1,1,1-Trichloroethane	58.79		5.	50.3		116.9	% REC	
1,1,2-Trichloroethane	57.62		5.	50.3		114.6	% REC	
Trichloroethene	56.95		5.	50.3		113.2	% REC	

MLE	Medium Level Extraction Blank	AIP12			09/26/96	1528

Parameter/Test Description	QC Result	QC Result	Rep. Limit	True Value	Orig. Value	Calc. Result	Units	F
Acetone	ND		100.					
Benzene	ND		1.					
Bromodichloromethane	ND		5.					
Bromoform	ND		5.					
Bromomethane	ND		10.					
Methyl ethyl ketone (2-Butanone)	ND		100.					
Carbon disulfide	ND		5.					
Carbon tetrachloride	ND		5.					
Chlorobenzene	ND		5.					
Chloroethane	ND		10.					
2-Chloroethylvinyl ether	ND		10.					
Chloroform	ND		5.					
Chloromethane	ND		10.					
Dibromochloromethane	ND		5.					
1,1-Dichloroethane	ND		5.					
1,2-Dichloroethane	ND		5.					
1,1-Dichloroethene	ND		5.					
trans-1,2-Dichloroethene	ND		5.					
1,2-Dichloropropane	ND		5.					
cis-1,3-Dichloropropene	ND		5.					
trans-1,3-Dichloropropene	ND		5.					
Ethylbenzene	ND		5.					
2-Hexanone	ND		50.					
Methylene chloride	ND		5.					
4-Methyl-2-pentanone (MIBK)	ND		50.					
Styrene	ND		5.					
1,1,2,2-Tetrachloroethane	ND		5.					
Tetrachloroethene	ND		5.					
Toluene	ND		5.					
1,1,1-Trichloroethane	ND		5.					
1,1,2-Trichloroethane	ND		5.					
Trichloroethene	ND		5.					

The analytical results, opinions or interpretations contained in this report are based upon information and material supplied by the client for whose exclusive and confidential use this report has been made. The analytical results, opinions or interpretations expressed represent the best judgment of Core Laboratories. Core Laboratories, however, makes no warranty or representation, express or implied, of any type, and expressly disclaims same as to the productivity, proper operations or profitableness of any oil, gas or other mineral, property, well or sand in connection with which such report is used or relied upon for any reason whatsoever. This report shall not be reproduced, in whole or in part, without the written approval of Core Laboratories.

CORE LABORATORIES

QUALITY CONTROL RESULTS

Job Number: 962585 Date: 10/14/96

CUSTOMER: Daniel B. Stephens & Associates PROJECT: 6033.3 ENRON-ROSWELL ATTN: Bob Marley

QC Type	Description	Reag. Code	Lab ID	Dilution Factor	Date	Time
MLE	Medium Level Extraction Blank	AIP12			09/26/96	1528

Parameter/Test Description	QC Result	QC Result	Rep. Limit	True Value	Orig. Value	Calc. Result	Units	F
Vinyl acetate	ND		50.					
Vinyl chloride	ND		10.					
Xylenes (total)	ND		5.					

QC Type	Description	Reag. Code	Lab ID	Dilution Factor	Date	Time
MB	Method Blank	AIP14			09/26/96	1641

Parameter/Test Description	QC Result	QC Result	Rep. Limit	True Value	Orig. Value	Calc. Result	Units	F
Acetone	ND		100.					
Benzene	ND		1.					
Bromodichloromethane	ND		5.					
Bromoform	ND		5.					
Bromomethane	ND		10.					
Methyl ethyl ketone (2-Butanone)	ND		100.					
Carbon disulfide	ND		5.					
Carbon tetrachloride	ND		5.					
Chlorobenzene	ND		5.					
Chloroethane	ND		10.					
2-Chloroethylvinyl ether	ND		10.					
Chloroform	ND		5.					
Chloromethane	ND		10.					
Dibromochloromethane	ND		5.					
1,1-Dichloroethane	ND		5.					
1,2-Dichloroethane	ND		5.					
1,1-Dichloroethene	ND		5.					
trans-1,2-Dichloroethene	ND		5.					
1,2-Dichloropropane	ND		5.					
cis-1,3-Dichloropropene	ND		5.					
trans-1,3-Dichloropropene	ND		5.					
Ethylbenzene	ND		5.					
2-Hexanone	ND		50.					
Methylene chloride	ND		5.					
4-Methyl-2-pentanone (MIBK)	ND		50.					
Styrene	ND		5.					
1,1,2,2-Tetrachloroethane	ND		5.					
Tetrachloroethene	ND		5.					
Toluene	ND		5.					
1,1,1-Trichloroethane	ND		5.					
1,1,2-Trichloroethane	ND		5.					
Trichloroethene	ND		5.					
Vinyl acetate	ND		50.					
Vinyl chloride	ND		10.					
Xylenes (total)	ND		5.					

The analytical results, opinions or interpretations contained in this report are based upon information and material supplied by the client for whose exclusive and confidential use this report has been made. The analytical results, opinions or interpretations expressed represent the best judgment of Core Laboratories. Core Laboratories, however, makes no warranty or representation, express or implied, of any type, and expressly disclaims same as to the productivity, proper operations or profitableness of any oil, gas, or other mineral property, well or zone in connection with which such report is used or relied upon for any reason whatsoever. This report shall not be reproduced, in whole or in part, without the written approval of Core Laboratories.

CORE LABORATORIES

QUALITY CONTROL RESULTS

Job Number: 962585 Date: 10/14/96

CUSTOMER: Daniel B. Stephens & Associates PROJECT: 6033.3 ENRON-ROSWELL ATTN: Bob Marley

QC Type	Description	Reag. Code	Lab ID	Dilution Factor	Date	Time

Test Method.....: SW-846 8240 Batch.....: 13788 Analyst ...: bfr
Method Description.: Volatile Organics Units.....: ug/L

MB	Method Blank	BIM08			09/25/96	1457

Parameter/Test Description	QC Result	QC Result	Rep. Limit	True Value	Orig. Value	Calc. Result	Units	F
Acetone	ND		100.					
Benzene	ND		1.					
Bromodichloromethane	ND		5.					
Bromoform	ND		5.					
Bromomethane	ND		10.					
Methyl ethyl ketone (2-Butanone)	ND		100.					
Carbon disulfide	ND		5.					
Carbon tetrachloride	ND		5.					
Chlorobenzene	ND		5.					
Chloroethane	ND		10.					
2-Chloroethylvinyl ether	ND		10.					
Chloroform	ND		5.					
Chloromethane	ND		10.					
Dibromochloromethane	ND		5.					
1,1-Dichloroethane	ND		5.					
1,2-Dichloroethane	ND		5.					
1,1-Dichloroethene	ND		5.					
trans-1,2-Dichloroethene	ND		5.					
1,2-Dichloropropane	ND		5.					
cis-1,3-Dichloropropene	ND		5.					
trans-1,3-Dichloropropene	ND		5.					
Ethylbenzene	ND		5.					
2-Hexanone	ND		50.					
Methylene chloride	ND		5.					
4-Methyl-2-pentanone (MIBK)	ND		50.					
Styrene	ND		5.					
1,1,2,2-Tetrachloroethane	ND		5.					
Tetrachloroethene	ND		5.					
Toluene	ND		5.					
1,1,1-Trichloroethane	ND		5.					
1,1,2-Trichloroethane	ND		5.					
Trichloroethene	ND		5.					
Vinyl acetate	ND		50.					
Vinyl chloride	ND		10.					
Xylenes (total)	ND		5.					

RS	Reference Standard	V960925H			09/25/96	1530

Parameter/Test Description	QC Result	QC Result	Rep. Limit	True Value	Orig. Value	Calc. Result	Units	F
Benzene	51.38		1.	50.3		102.1	% REC	
Bromodichloromethane	52.89		5.	50.3		105.1	% REC	
Bromoform	47.63		5.	50.2		94.9	% REC	
Carbon tetrachloride	57.80		5.	50.3		114.9	% REC	
Chlorobenzene	61.92		5.	50.3		123.1	% REC	
Chloroform	50.00		5.	50.2		99.6	% REC	
Dibromochloromethane	51.97		5.	50.3		103.3	% REC	

The analytical results, opinions or interpretations contained in this report are based upon information and material supplied by the client for whose exclusive and confidential use this report has been made. The analytical results, opinions or interpretations expressed represent the best judgment of Core Laboratories. Core Laboratories, however, makes no warranty or representation, express or implied, of any type, and expressly disclaims same as to the productivity, proper operations or profitableness of any oil, gas, or other mineral property, well, or sand in connection with which such report is used or relied upon for any reason whatsoever. This report shall not be reproduced, in whole or in part, without the written approval of Core Laboratories.

CORE LABORATORIES

QUALITY CONTROL RESULTS

Job Number: 962585 Date: 10/14/96

CUSTOMER: Daniel B. Stephens & Associates PROJECT: 6033.3 ENRON-ROSWELL ATTN: Bob Marley

QC Type	Description	Reag. Code	Lab ID	Dilution Factor	Date	Time
RS	Reference Standard	V960925H			09/25/96	1530

Parameter/Test Description	QC Result	QC Result	Rep. Limit	True Value	Orig. Value	Calc. Result	Units	F
1,1-Dichloroethane	50.01		5.	50.2		99.6	% REC	
1,2-Dichloroethane	58.76		5.	50.3		116.8	% REC	
1,1-Dichloroethene	62.49		5.	50.3		124.2	% REC	
trans-1,2-Dichloroethene	59.84		5.	50.3		119.0	% REC	
1,2-Dichloropropane	58.83		5.	50.3		117.0	% REC	
Ethylbenzene	61.37		5.	50.3		122.0	% REC	
Methylene chloride	51.24		5.	50.3		101.9	% REC	
1,1,2,2-Tetrachloroethane	51.08		5.	50.3		101.6	% REC	
Tetrachloroethene	57.19		5.	50.3		113.7	% REC	
Toluene	53.04		5.	50.3		105.4	% REC	
1,1,1-Trichloroethane	50.82		5.	50.3		101.0	% REC	
1,1,2-Trichloroethane	58.87		5.	50.3		117.0	% REC	
Trichloroethene	53.63		5.	50.3		106.6	% REC	

QC Type	Description	Reag. Code	Lab ID	Dilution Factor	Date	Time
MS	Matrix Spike	V9609251	962585-18		09/25/96	1947

Parameter/Test Description	QC Result	QC Result	Rep. Limit	True Value	Orig. Value	Calc. Result	Units	F
Benzene	54.81		1.	49.30	ND	111.2	% REC	
Chlorobenzene	55.93		5.	50.200	ND	111.4	% REC	
1,1-Dichloroethene	58.81		5.	48.95	ND	120.1	% REC	
Toluene	57.11		5.	50.100	ND	114.0	% REC	
Trichloroethene	56.04		5.	49.75	ND	112.6	% REC	

QC Type	Description	Reag. Code	Lab ID	Dilution Factor	Date	Time
MSD	Matrix Spike Duplicate	V9609251	962585-18		09/25/96	2021

Parameter/Test Description	QC Result	QC Result	Rep. Limit	True Value	Orig. Value	Calc. Result	Units	F
Benzene	51.05	54.81	1.	49.30	ND	103.5	% REC	
						7.1	RPD	
Chlorobenzene	51.97	55.93	5.	50.200	ND	103.5	% REC	
						7.3	RPD	
1,1-Dichloroethene	55.49	58.81	5.	48.95	ND	113.4	% REC	
						5.8	RPD	
Toluene	52.38	57.11	5.	50.100	ND	104.6	% REC	
						8.6	RPD	
Trichloroethene	52.36	56.04	5.	49.75	ND	105.2	% REC	
						6.8	RPD	

Test Method.....: SW-846 8240 Batch.....: 13792 Analyst ...: bfr
Method Description.: Volatile Organics Units.....: ug/L

QC Type	Description	Reag. Code	Lab ID	Dilution Factor	Date	Time
MB	Method Blank	BIP03			09/26/96	0208

Parameter/Test Description	QC Result	QC Result	Rep. Limit	True Value	Orig. Value	Calc. Result	Units	F
Acetone	ND		100.					

The analytical results, opinions or interpretations contained in this report are based upon information and material supplied by the client for whose exclusive and confidential use this report has been made. The analytical results, opinions or interpretations expressed represent the best judgment of Core Laboratories. Core Laboratories, however, makes no warranty or representation, express or implied, of any type, and expressly disclaims same as to the productivity, proper operations or profitableness of any oil, gas, coal or other mineral property, well, mine or sand in connection with which such report is used or relied upon for any reason whatsoever. This report shall not be reproduced, in whole or in part, without the written approval of Core Laboratories.

CORE LABORATORIES

QUALITY CONTROL RESULTS

Job Number: 962585 Date: 10/14/96

CUSTOMER: Daniel B. Stephens & Associates PROJECT: 6033.3 ENRON-ROSWELL ATTN: Bob Marley

QC Type	Description	Reag. Code	Lab ID	Dilution Factor	Date	Time

Test Method.....: SW-846 8270 Batch.....: 14159 Analyst ...: dmj
Method Description.: Semivolatile Organics Units.....: ug/L

MB	Method Blank	MB1921			10/01/96	1405

Parameter/Test Description	QC Result	QC Result	Rep. Limit	True Value	Orig. Value	Calc. Result	Units	F
Acenaphthene	ND		10.					
Acenaphthylene	ND		10.					
Anthracene	ND		10.					
Benzidine	ND		50.					
Benzo(a)anthracene	ND		10.					
Benzo(b)fluoranthene	ND		10.					
Benzo(k)fluoranthene	ND		10.					
Benzo(ghi)perylene	ND		10.					
Benzo(a)pyrene	ND		10.					
Benzyl alcohol	ND		20.					
Butyl benzyl phthalate	ND		10.					
Bis(2-chloroethoxy)methane	ND		10.					
Bis(2-chloroethyl)ether	ND		10.					
Bis(2-chloroisopropyl)ether	ND		10.					
Bis(2-ethylhexyl)phthalate	ND		10.					
4-Bromophenyl phenyl ether	ND		10.					
4-Chloroaniline	ND		10.					
2-Chloronaphthalene	ND		10.					
4-Chlorophenyl phenyl ether	ND		10.					
Chrysene	ND		10.					
Dibenzo(a,h)anthracene	ND		10.					
Dibenzofuran	ND		10.					
1,2-Dichlorobenzene	ND		10.					
1,3-Dichlorobenzene	ND		10.					
1,4-Dichlorobenzene	ND		10.					
3,3-Dichlorobenzidine	ND		20.					
Diethyl phthalate	ND		10.					
Dimethyl phthalate	ND		10.					
Di-n-butyl phthalate	1.46		10.					
Di-n-octyl phthalate	ND		10.					
2,4-Dinitrotoluene	ND		10.					
2,6-Dinitrotoluene	ND		10.					
Fluoranthene	ND		10.					
Fluorene	ND		10.					
Hexachlorobenzene	ND		10.					
Hexachlorobutadiene	ND		10.					
Hexachlorocyclopentadiene	ND		10.					
Hexachloroethane	ND		10.					
Indeno(1,2,3-cd)pyrene	ND		10.					
Isophorone	ND		10.					
2-Methylnaphthalene	ND		10.					
Naphthalene	ND		10.					
o-Nitroaniline	ND		50.					
m-Nitroaniline	ND		50.					
p-Nitroaniline	ND		50.					
Nitrobenzene	ND		10.					
n-Nitrosodi-n-propylamine	ND		10.					
n-Nitrosodiphenylamine	ND		10.					

The analytical results, opinions or interpretations contained in this report are based upon information and material supplied by the client for whose exclusive and confidential use this report has been made. The analytical results, opinions or interpretations expressed represent the best judgment of Core Laboratories. Core Laboratories, however, makes no warranty or representation, express or implied, of any type, and expressly disclaims same as to the productivity, proper operations or profitableness of any oil, gas, or other mineral property, well or sand in connection with which such report is used or relied upon for any reason whatsoever. This report shall not be reproduced, in whole or in part, without the written approval of Core Laboratories.

CORE LABORATORIES

QUALITY CONTROL RESULTS

Job Number: 962585 Date: 10/14/96

CUSTOMER: Daniel B. Stephens & Associates PROJECT: 6033.3 ENRON-ROSWELL ATTN: Bob Marley

QC Type	Description	Reag. Code	Lab ID	Dilution Factor	Date	Time
MB	Method Blank	MB1921			10/01/96	1405

Parameter/Test Description	QC Result	QC Result	Rep. Limit	True Value	Orig. Value	Calc. Result	Units	F
Phenanthrene	ND		10.					
Pyrene	ND		10.					
1,2,4-Trichlorobenzene	ND		10.					
Benzoic acid	ND		50.					
4-Chloro-3-methylphenol	ND		10.					
2-Chlorophenol	ND		10.					
2,4-Dichlorophenol	ND		10.					
2,4-Dimethylphenol	ND		10.					
2,4-Dinitrophenol	ND		50.					
2-Methyl-4,6-dinitrophenol	ND		50.					
2-Methylphenol (o-cresol)	ND		10.					
4-Methylphenol (p-cresol)	ND		10.					
2-Nitrophenol	ND		10.					
4-Nitrophenol	ND		50.					
Pentachlorophenol	ND		50.					
Phenol	ND		10.					
2,4,5-Trichlorophenol	ND		10.					
2,4,6-Trichlorophenol	ND		10.					

The analytical results, opinions or interpretations contained in this report are based upon information and material supplied by the client for whose exclusive and confidential use this report has been made. The analytical results, opinions or interpretations expressed represent the best judgment of Core Laboratories. Core Laboratories, however, makes no warranty or representation, express or implied, of any type, and expressly disclaims same as to the productivity, proper operations or profitableness of any oil, gas or other mineral properties, nor as to any information with which such report is used or relied upon for any reason whatsoever. This report shall not be reproduced, in whole or in part, without the written approval of Core Laboratories.

CORE LABORATORIES

SURROGATE RECOVERIES REPORT

Job Number.: 962585 Report Date: 10/14/96

CUSTOMER: Daniel B. Stephens & Associates PROJECT: 6033.3 ENRON-ROSWELL ATTN: Bob Marley

Method.....: SW-846 8080 Batch.....: 13641
Method Code.....: 8080PC Analyst.....: smc

Surrogate	Units
2,4,5,6-Tetrachloro-m-xylene	ug/L

Lab ID	Matrix	QC Type	Dilution	Result	True Value	Percent Recovery	Flag	Date	Time
		MB		0.0185	0.02004	92		09/23/96	2219
		LCS		0.0216	0.02004	108		09/23/96	2248
962511-6	Solid			0.0185	0.02004	92		09/23/96	2317
962511-13	Solid			0.0180	0.02004	90		09/23/96	2346
962511-18	Solid			0.0185	0.02004	92		09/24/96	0015
962585-1	Solid			0.0172	0.02004	86		09/24/96	0044
962585-2	Solid			0.0171	0.02004	85		09/24/96	0113
962585-8	Solid			0.0164	0.02004	82		09/24/96	0142
962585-9	Solid			0.0169	0.02004	84		09/24/96	0211
962585-10	Solid			0.0152	0.02004	76		09/24/96	0240
962585-16	Solid			0.0173	0.02004	86		09/24/96	0407
962585-17	Solid			0.0163	0.02004	81		09/24/96	0436
962585-18	Solid			0.0155	0.02004	77		09/24/96	0505
962529-4	Solid			0.0130	0.02004	65		09/24/96	0534
962529-5	Solid			0.0143	0.02004	71		09/24/96	0603
962529-5	Solid	MS		0.0167	0.02004	83		09/24/96	0632
962529-5	Solid	MSD		0.0120	0.02004	60		09/24/96	0701
962529-6	Solid			0.0127	0.02004	63		09/24/96	0730

Surrogate	Units
4,4'-Dichlorobiphenyl	ug/L

Lab ID	Matrix	QC Type	Dilution	Result	True Value	Percent Recovery	Flag	Date	Time
		MB		0.0203	0.02004	101		09/23/96	2219
		LCS		0.0224	0.02004	112		09/23/96	2248
962511-6	Solid			0.0201	0.02004	100		09/23/96	2317
962511-13	Solid			0.0191	0.02004	95		09/23/96	2346
962511-18	Solid			0.0199	0.02004	99		09/24/96	0015
962585-1	Solid			0.0190	0.02004	95		09/24/96	0044
962585-2	Solid			0.0201	0.02004	100		09/24/96	0113
962585-8	Solid			0.0184	0.02004	92		09/24/96	0142
962585-9	Solid			0.0196	0.02004	98		09/24/96	0211
962585-10	Solid			0.01858	0.02004	93		09/24/96	0240
962585-16	Solid			0.0203	0.02004	101		09/24/96	0407
962585-17	Solid			0.0195	0.02004	97		09/24/96	0436
962585-18	Solid			0.0193	0.02004	96		09/24/96	0505
962529-4	Solid			0.0163	0.02004	81		09/24/96	0534
962529-5	Solid			0.0161	0.02004	80		09/24/96	0603
962529-5	Solid	MS		0.0147	0.02004	73		09/24/96	0632
962529-5	Solid	MSD		0.0123	0.02004	61		09/24/96	0701
962529-6	Solid			0.0143	0.02004	71		09/24/96	0730

The analytical results, opinions or interpretations contained in this report are based upon information and material supplied by the client for whose exclusive and confidential use this report has been made. The analytical results, opinions or interpretations expressed represent the best judgment of Core Laboratories. Core Laboratories, however, makes no warranty or representation, express or implied, of any type, and expressly disclaims same as to the productivity, proper operations or profitableness of any oil, gas, coal or other mineral, property, well or sand in connection with which such report is used or relied upon for any reason whatsoever. This report shall not be reproduced, in whole or in part, without the written approval of Core Laboratories.

CORE LABORATORIES

SURROGATE RECOVERIES REPORT

Job Number.: 962585 Report Date: 10/14/96

CUSTOMER: Daniel B. Stephens & Associates PROJECT: 6033.3 ENRON-ROSWELL ATTN: Bob Marley

Method.....: SW-846 8240 Batch.....: 13787
Method Code.....: 8240 Analyst.....: tdw

Surrogate	Units
4-Bromofluorobenzene	ug/L

Lab ID	Matrix	QC Type	Dilution	Result	True Value	Percent Recovery	Flag	Date	Time
		RS		50.11	50.178	99.9		09/26/96	1316
		MLE		47.43	50.178	94.5		09/26/96	1528
962585-16	Solid		1250	7.61	50.178	15.2	X	09/26/96	1600
		MB		50.83	50.178	101.3		09/26/96	1641

Surrogate	Units
Dibromofluoromethane	ug/L

Lab ID	Matrix	QC Type	Dilution	Result	True Value	Percent Recovery	Flag	Date	Time
		RS		52.80	50.218	105.1		09/26/96	1316
		MLE		48.45	50.218	96.5		09/26/96	1528
962585-16	Solid		1250	6.96	50.218	13.9	X	09/26/96	1600
		MB		53.64	50.218	106.8		09/26/96	1641

Surrogate	Units
Toluene-d8	ug/L

Lab ID	Matrix	QC Type	Dilution	Result	True Value	Percent Recovery	Flag	Date	Time
		RS		50.05	50.204	99.7		09/26/96	1316
		MLE		48.19	50.204	96.0		09/26/96	1528
962585-16	Solid		1250	12.48	50.204	24.9	X	09/26/96	1600
		MB		49.56	50.204	98.7		09/26/96	1641

Method.....: SW-846 8240 Batch.....: 13788
Method Code.....: 8240 Analyst.....: bfr

Surrogate	Units
4-Bromofluorobenzene	ug/L

Lab ID	Matrix	QC Type	Dilution	Result	True Value	Percent Recovery	Flag	Date	Time
	Solid	MB		48.01	50.179	95.7		09/25/96	1457
	Solid	RS		48.31	50.179	96.3		09/25/96	1530
962585-1	Solid			47.81	50.179	95.3		09/25/96	1602
962585-2	Solid			48.94	50.179	97.5		09/25/96	1634
962585-8	Solid			49.21	50.179	98.1		09/25/96	1706

The analytical results, opinions or interpretations contained in this report are based upon information and material supplied by the client for whose exclusive and confidential use this report has been made. The analytical results, opinions or interpretations expressed represent the best judgment of Core Laboratories. Core Laboratories, however, makes no warranty or representation, express or implied, of any type, and expressly disclaims same as to the productivity, proper operations or profitableness of any oil, gas, or other mineral properties, sands in connection with which such report is used or relied upon for any reason whatsoever. This report shall not be reproduced, in whole or in part, without the written approval of Core Laboratories.

CORE LABORATORIES

SURROGATE RECOVERIES REPORT

Job Number.: 962585 Report Date: 10/14/96

CUSTOMER: Daniel B. Stephens & Associates PROJECT: 6033.3 ENRON-ROSWELL ATTN: Bob Marley

Surrogate	Units
4-Bromofluorobenzene	ug/L

Lab ID	Matrix	QC Type	Dilution	Result	True Value	Percent Recovery	Flag	Date	Time
962585-9	Solid			53.55	50.179	106.7		09/25/96	1738
962585-10	Solid			48.56	50.179	96.8		09/25/96	1810
962585-17	Solid			48.33	50.179	96.3		09/25/96	1842
962585-18	Solid			48.51	50.179	96.7		09/25/96	1914
962585-18	Solid	MS		48.35	50.179	96.4		09/25/96	1947
962585-18	Solid	MSD		48.69	50.179	97.0		09/25/96	2021

Surrogate	Units
Dibromofluoromethane	ug/L

Lab ID	Matrix	QC Type	Dilution	Result	True Value	Percent Recovery	Flag	Date	Time
	Solid	MB		48.63	50.219	96.8		09/25/96	1457
	Solid	RS		48.81	50.219	97.2		09/25/96	1530
962585-1	Solid			49.36	50.219	98.3		09/25/96	1602
962585-2	Solid			50.08	50.219	99.7		09/25/96	1634
962585-8	Solid			50.14	50.219	99.8		09/25/96	1706
962585-9	Solid			50.91	50.219	101.4		09/25/96	1738
962585-10	Solid			48.97	50.219	97.5		09/25/96	1810
962585-17	Solid			49.55	50.219	98.7		09/25/96	1842
962585-18	Solid			49.33	50.219	98.2		09/25/96	1914
962585-18	Solid	MS		48.66	50.219	96.9		09/25/96	1947
962585-18	Solid	MSD		49.54	50.219	98.6		09/25/96	2021

Surrogate	Units
Toluene-d8	ug/L

Lab ID	Matrix	QC Type	Dilution	Result	True Value	Percent Recovery	Flag	Date	Time
	Solid	MB		49.76	50.204	99.1		09/25/96	1457
	Solid	RS		49.46	50.204	98.5		09/25/96	1530
962585-1	Solid			49.84	50.204	99.3		09/25/96	1602
962585-2	Solid			49.91	50.204	99.4		09/25/96	1634
962585-8	Solid			50.03	50.204	99.7		09/25/96	1706
962585-9	Solid			56.08	50.204	111.7		09/25/96	1738
962585-10	Solid			50.25	50.204	100.1		09/25/96	1810
962585-17	Solid			49.37	50.204	98.3		09/25/96	1842
962585-18	Solid			49.59	50.204	98.8		09/25/96	1914
962585-18	Solid	MS		49.39	50.204	98.4		09/25/96	1947
962585-18	Solid	MSD		49.30	50.204	98.2		09/25/96	2021

The analytical results, opinions or interpretations contained in this report are based upon information and material supplied by the client for whose exclusive and confidential use this report has been made. The analytical results, opinions or interpretations expressed represent the best judgment of Core Laboratories. Core Laboratories, however, makes no warranty or representation, express or implied, of any type, and expressly disclaims same as to the productivity, proper operations or profitableness of any oil, gas, or other mineral, property, well or sand in connection with which such report is used or relied upon for any reason whatsoever. This report shall not be reproduced, in whole or in part, without the written approval of Core Laboratories.

CORE LABORATORIES

SURROGATE RECOVERIES REPORT

Job Number.: 962585 Report Date: 10/14/96

CUSTOMER: Daniel B. Stephens & Associates PROJECT: 6033.3 ENRON-ROSWELL ATTN: Bob Marley

Method.....: SW-846 8240 Batch.....: 13792
Method Code.....: 8240 Analyst.....: bfr

Surrogate	Units
4-Bromofluorobenzene	ug/L

Lab ID	Matrix	QC Type	Dilution	Result	True Value	Percent Recovery	Flag	Date	Time
	Solid	MB		51.28	50.179	102.2		09/26/96	0208
962585-9	Solid		5	55.16	50.179	109.9		09/26/96	0240
962614-1	Solid			50.28	50.179	100.2		09/26/96	0311
962614-2	Solid			50.53	50.179	100.7		09/26/96	0341
962614-6	Solid			50.27	50.179	100.2		09/26/96	0412
962614-6	Solid	MS		51.37	50.179	102.4		09/26/96	0443
962614-6	Solid	MSD		50.39	50.179	100.4		09/26/96	0512
962637-1	Solid			51.38	50.179	102.4		09/26/96	0543
962637-2	Solid			49.99	50.179	99.6		09/26/96	0615
962637-3	Solid			51.06	50.179	101.8		09/26/96	0648
962638-1	Solid			50.05	50.179	99.7		09/26/96	0721
962638-2	Solid			50.05	50.179	99.7		09/26/96	0753
962638-7	Solid			50.47	50.179	100.6		09/26/96	0825
962638-8	Solid			50.74	50.179	101.1		09/26/96	0858
962638-9	Solid			50.32	50.179	100.3		09/26/96	0931
962638-8	Solid		5	50.66	50.179	101.0		09/26/96	1024
962638-9	Solid		5	50.60	50.179	100.8		09/26/96	1055

Surrogate	Units
Dibromofluoromethane	ug/L

Lab ID	Matrix	QC Type	Dilution	Result	True Value	Percent Recovery	Flag	Date	Time
	Solid	MB		52.27	50.219	104.1		09/26/96	0208
962585-9	Solid		5	53.05	50.219	105.6		09/26/96	0240
962614-1	Solid			52.77	50.219	105.1		09/26/96	0311
962614-2	Solid			53.30	50.219	106.1		09/26/96	0341
962614-6	Solid			52.81	50.219	105.2		09/26/96	0412
962614-6	Solid	MS		53.58	50.219	106.7		09/26/96	0443
962614-6	Solid	MSD		53.58	50.219	106.7		09/26/96	0512
962637-1	Solid			53.72	50.219	107.0		09/26/96	0543
962637-2	Solid			53.79	50.219	107.1		09/26/96	0615
962637-3	Solid			53.03	50.219	105.6		09/26/96	0648
962638-1	Solid			53.68	50.219	106.9		09/26/96	0721
962638-2	Solid			53.72	50.219	107.0		09/26/96	0753
962638-7	Solid			54.47	50.219	108.5		09/26/96	0825
962638-8	Solid			54.04	50.219	107.6		09/26/96	0858
962638-9	Solid			54.38	50.219	108.3		09/26/96	0931
962638-8	Solid		5	53.28	50.219	106.1		09/26/96	1024
962638-9	Solid		5	53.59	50.219	106.7		09/26/96	1055

The analytical results, opinions or interpretations contained in this report are based upon information and material supplied by the client for whose exclusive and confidential use this report has been made. The analytical results, opinions or interpretations expressed represent the best judgment of Core Laboratories. Core Laboratories, however, makes no warranty or representation, express or implied, of any type, and expressly disclaims same as to the productivity, proper operations or profitableness of any oil, gas or other mineral property, well or sand in connection with which such report is used or relied upon for any reason whatsoever. This report shall not be reproduced, in whole or in part, without the written approval of Core Laboratories.

CORE LABORATORIES

S U R R O G A T E R E C O V E R I E S R E P O R T

Job Number.: 962585 Report Date: 10/14/96

CUSTOMER: Daniel B. Stephens & Associates PROJECT: 6033.3 ENRON-ROSWELL ATTN: Bob Marley

Surrogate	Units
Toluene-d8	ug/L

Lab ID	Matrix	QC Type	Dilution	Result	True Value	Percent Recovery	Flag	Date	Time
	Solid	MB		49.67	50.204	98.9		09/26/96	0208
962585-9	Solid		5	53.14	50.204	105.8		09/26/96	0240
962614-1	Solid			50.27	50.204	100.1		09/26/96	0311
962614-2	Solid			50.86	50.204	101.3		09/26/96	0341
962614-6	Solid			50.52	50.204	100.6		09/26/96	0412
962614-6	Solid	MS		50.20	50.204	100.0		09/26/96	0443
962614-6	Solid	MSD		50.38	50.204	100.4		09/26/96	0512
962637-1	Solid			50.36	50.204	100.3		09/26/96	0543
962637-2	Solid			50.35	50.204	100.3		09/26/96	0615
962637-3	Solid			50.01	50.204	99.6		09/26/96	0648
962638-1	Solid			50.12	50.204	99.8		09/26/96	0721
962638-2	Solid			50.16	50.204	99.9		09/26/96	0753
962638-7	Solid			50.38	50.204	100.4		09/26/96	0825
962638-8	Solid			50.43	50.204	100.5		09/26/96	0858
962638-9	Solid			50.30	50.204	100.2		09/26/96	0931
962638-8	Solid		5	50.08	50.204	99.8		09/26/96	1024
962638-9	Solid		5	50.12	50.204	99.8		09/26/96	1055

Method.....: SW-846 8270 Batch.....: 14159
Method Code.....: 8270 Analyst.....: dmj

Surrogate	Units
2,4,6-Tribromophenol	ug/L

Lab ID	Matrix	QC Type	Dilution	Result	True Value	Percent Recovery	Flag	Date	Time
	Solid	MB	1.00	83.51	100.01	84		10/01/96	1405
962585-1	Solid		1.00	89.90	100.01	90		10/01/96	1504
962585-2	Solid		1.00	85.75	100.01	86		10/01/96	1603
962585-8	Solid		1.00	50.66	100.01	51		10/02/96	1322
962585-10	Solid		1.00	51.65	100.01	52		10/02/96	1421
962585-17	Solid		1.00	53.08	100.01	53		10/02/96	1520
962585-18	Solid		1.00	50.72	100.01	51		10/02/96	1619
962614-1	Solid		1.00	53.21	100.01	53		10/02/96	1718
962614-2	Solid		1.00	52.65	100.01	53		10/02/96	1818
962614-6	Solid		1.00	51.30	100.01	51		10/02/96	1917
962585-16	Solid		1.00	51.89	100.01	52		10/02/96	2115
962585-9	Solid		5.00	18.05	100.01	90		10/08/96	0928

Surrogate	Units
2-Fluorobiphenyl	ug/L

Lab ID	Matrix	QC Type	Dilution	Result	True Value	Percent Recovery	Flag	Date	Time
	Solid	MB	1.00	33.88	50.01	68		10/01/96	1405

The analytical results, opinions or interpretations contained in this report are based upon information and material supplied by the client for whose exclusive and confidential use this report has been made. The analytical results, opinions or interpretations expressed represent the best judgment of Core Laboratories. Core Laboratories, however, makes no warranty or representation, express or implied, of any type, and expressly disclaims same as to the productivity, proper operations or profitableness of any oil, gas or other mineral property, or any drilling or completion with which such report is used or relied upon for any reason whatsoever. This report shall not be reproduced, in whole or in part, without the written approval of Core Laboratories.

CORE LABORATORIES

SURROGATE RECOVERIES REPORT

Job Number.: 962585 Report Date: 10/14/96

CUSTOMER: Daniel B. Stephens & Associates PROJECT: 6033.3 ENRON-ROSWELL ATTN: Bob Marley

Surrogate	Units
2-Fluorobiphenyl	ug/L

Lab ID	Matrix	QC Type	Dilution	Result	True Value	Percent Recovery	Flag	Date	Time
962585-1	Solid		1.00	33.50	50.01	67		10/01/96	1504
962585-2	Solid		1.00	34.07	50.01	68		10/01/96	1603
962585-8	Solid		1.00	31.40	50.01	63		10/02/96	1322
962585-10	Solid		1.00	31.97	50.01	64		10/02/96	1421
962585-17	Solid		1.00	31.36	50.01	63		10/02/96	1520
962585-18	Solid		1.00	35.26	50.01	71		10/02/96	1619
962614-1	Solid		1.00	38.42	50.01	77		10/02/96	1718
962614-2	Solid		1.00	38.30	50.01	77		10/02/96	1818
962614-6	Solid		1.00	37.63	50.01	75		10/02/96	1917
962585-16	Solid		1.00	36.40	50.01	73		10/02/96	2115
962585-9	Solid		5.00	9.33	50.01	93		10/08/96	0928

Surrogate	Units
2-Fluorophenol	ug/L

Lab ID	Matrix	QC Type	Dilution	Result	True Value	Percent Recovery	Flag	Date	Time
	Solid	MB	1.00	71.64	100.00	72		10/01/96	1405
962585-1	Solid		1.00	68.59	100.00	69		10/01/96	1504
962585-2	Solid		1.00	68.83	100.00	69		10/01/96	1603
962585-8	Solid		1.00	75.97	100.00	76		10/02/96	1322
962585-10	Solid		1.00	72.42	100.00	72		10/02/96	1421
962585-17	Solid		1.00	72.08	100.00	72		10/02/96	1520
962585-18	Solid		1.00	77.07	100.00	77		10/02/96	1619
962614-1	Solid		1.00	79.42	100.00	79		10/02/96	1718
962614-2	Solid		1.00	85.83	100.00	86		10/02/96	1818
962614-6	Solid		1.00	85.75	100.00	86		10/02/96	1917
962585-16	Solid		1.00	91.14	100.00	91		10/02/96	2115
962585-9	Solid		5.00	12.00	100.00	60		10/08/96	0928

Surrogate	Units
Nitrobenzene-d5	ug/L

Lab ID	Matrix	QC Type	Dilution	Result	True Value	Percent Recovery	Flag	Date	Time
	Solid	MB	1.00	31.51	50.05	63		10/01/96	1405
962585-1	Solid		1.00	32.64	50.05	65		10/01/96	1504
962585-2	Solid		1.00	32.53	50.05	65		10/01/96	1603
962585-8	Solid		1.00	33.49	50.05	67		10/02/96	1322
962585-10	Solid		1.00	31.24	50.05	62		10/02/96	1421
962585-17	Solid		1.00	31.89	50.05	64		10/02/96	1520
962585-18	Solid		1.00	34.25	50.05	68		10/02/96	1619
962614-1	Solid		1.00	34.99	50.05	70		10/02/96	1718
962614-2	Solid		1.00	39.74	50.05	79		10/02/96	1818
962614-6	Solid		1.00	39.05	50.05	78		10/02/96	1917
962585-16	Solid		1.00	34.27	50.05	68		10/02/96	2115

The analytical results, opinions or interpretations contained in this report are based upon information and material supplied by the client for whose exclusive and confidential use this report has been made. The analytical results, opinions or interpretations expressed represent the best judgment of Core Laboratories. Core Laboratories, however, makes no warranty or representation, express or implied, of any type, and expressly disclaims same as to the productivity, proper operations or profitableness of any oil, gas or other mineral, property, well or sand in connection with which such report is used or relied upon for any reason whatsoever. This report shall not be reproduced, in whole or in part, without the written approval of Core Laboratories.

CORE LABORATORIES

S U R R O G A T E R E C O V E R I E S R E P O R T

Job Number.: 962585 | Report Date: 10/14/96

CUSTOMER: Daniel B. Stephens & Associates | PROJECT: 6033.3 ENRON-ROSWELL | ATTN: Bob Marley

Surrogate	Units
Nitrobenzene-d5	ug/L

Lab ID	Matrix	QC Type	Dilution	Result	True Value	Percent Recovery	Flag	Date	Time
962585-9	Solid		5.00	5.92	50.05	59		10/08/96	0928

Surrogate	Units
Phenol-d6	ug/L

Lab ID	Matrix	QC Type	Dilution	Result	True Value	Percent Recovery	Flag	Date	Time
	Solid	MB	1.00	67.36	100.02	67		10/01/96	1405
962585-1	Solid		1.00	67.54	100.02	68		10/01/96	1504
962585-2	Solid		1.00	66.12	100.02	66		10/01/96	1603
962585-8	Solid		1.00	76.80	100.02	77		10/02/96	1322
962585-10	Solid		1.00	69.54	100.02	70		10/02/96	1421
962585-17	Solid		1.00	73.53	100.02	74		10/02/96	1520
962585-18	Solid		1.00	81.68	100.02	82		10/02/96	1619
962614-1	Solid		1.00	81.85	100.02	82		10/02/96	1718
962614-2	Solid		1.00	89.78	100.02	90		10/02/96	1818
962614-6	Solid		1.00	90.94	100.02	91		10/02/96	1917
962585-16	Solid		1.00	97.19	100.02	97		10/02/96	2115
962585-9	Solid		5.00	12.87	100.02	64		10/08/96	0928

Surrogate	Units
Terphenyl-d14	ug/L

Lab ID	Matrix	QC Type	Dilution	Result	True Value	Percent Recovery	Flag	Date	Time
	Solid	MB	1.00	47.10	50.00	94		10/01/96	1405
962585-1	Solid		1.00	46.40	50.00	93		10/01/96	1504
962585-2	Solid		1.00	44.94	50.00	90		10/01/96	1603
962585-8	Solid		1.00	48.90	50.00	98		10/02/96	1322
962585-10	Solid		1.00	45.97	50.00	92		10/02/96	1421
962585-17	Solid		1.00	47.02	50.00	94		10/02/96	1520
962585-18	Solid		1.00	49.07	50.00	98		10/02/96	1619
962614-1	Solid		1.00	49.93	50.00	100		10/02/96	1718
962614-2	Solid		1.00	50.55	50.00	101		10/02/96	1818
962614-6	Solid		1.00	48.80	50.00	98		10/02/96	1917
962585-16	Solid		1.00	47.62	50.00	95		10/02/96	2115
962585-9	Solid		5.00	13.49	50.00	135		10/08/96	0928

The analytical results, opinions or interpretations contained in this report are based upon information and material supplied by the client for whose exclusive and confidential use this report has been made. The analytical results, opinions or interpretations expressed represent the best judgment of Core Laboratories. Core Laboratories, however, makes no warranty or representation, express or implied, of any type, and expressly disclaims same as to the productivity, proper operations or profitableness of any oil, gas, or other mineral property, well or sand in connection with which such report is used or relied upon for any reason whatsoever. This report shall not be reproduced, in whole or in part, without the written approval of Core Laboratories.

Job Number 962614
October 14, 1996

CORE LABORATORIES

ANALYTICAL REPORT

JOB NUMBER: 962614

Prepared For:

Daniel B. Stephens & Associates
6020 Academy NE
Suite 100
Albuquerque, NM 87109

Attention: Bob Marley

Date: 10/14/96

Don Morris
Signature

October 16, 1996
Date

Name: Don L. Morris

Title: Project Manager

CORE LABORATORIES, INC.
10703 East Bethany Drive
Aurora, CO 80014

PHONE: (303) 751-1780
FAX: (303) 751-1784

The analytical results, opinions or interpretations contained in this report are based upon information and material supplied by the client for whose exclusive and confidential use this report has been made. The analytical results, opinions or interpretations expressed represent the best judgment of Core Laboratories. Core Laboratories, however, makes no warranty or representation, express or implied, of any type, and expressly disclaims same as to the productivity, proper operations or profitableness of any oil, gas, coal or other mineral, property, well or sand in connection with which such report is used or relied upon for any reason whatsoever. This report shall not be reproduced, in whole or in part, without the written approval of Core Laboratories.

CORE LABORATORIES, 10703 E. BETHANY DR, AURORA, CO. 80014 303-751-1780

~~Analytical Technologies, Inc.,~~ ~~Albuquerque, NM~~
~~San Diego • Phoenix • Seattle • Pensacola • Ft. Collins • Portland • Albuquerque~~

CHAIN OF CUSTODY

DATE: 9/20/96 PAGE 1 OF 1

ATI LAB I.D.

PLEASE FILL THIS FORM IN COMPLETELY. SHADED AREAS ARE FOR LAB USE ONLY.

PROJECT MANAGER: BOB MARLEY

COMPANY: DANIEL B. STEPHENS & ASSOC
ADDRESS: 6020 ACADEMY NE #100
ALBUQUERQUE NM 87109
PHONE: 505-822-9400
FAX: 505-822-7788

BILL TO: GEORGE ROBINSON
COMPANY: ENRON ENVIRONMENTAL AFFAIRS
ADDRESS: 1400 SMITH ST
HOUSTON TX 77021
713-646-7327

ANALYSIS REQUEST

SAMPLE ID	DATE	TIME	MATRIX	LAB ID	Petroleum Hydrocarbons (418.1)	(MOD 8015) Gas/Diesel	Diesel/Gasoline/BTXE/MTBE (MOD 8015/8020)	BTXE/MTBE (8020)	8080, 8270, METALS, 418.1	8240	Chlorinated Hydrocarbons (601/8010)	Aromatic Hydrocarbons (602/8020)	SDWA Volatiles (502.1/503.1), 502.2 Reg. & Unreg.	418.1		Pesticides/PCB (608/8080)	Herbicides (615/8150)	Base/Neutral/Acid Compounds GC/MS (625/8270)	Volatile Organics GC/MS (624/8240)	Polynuclear Aromatics (610/8310)			SDWA Primary Standards - Arizona	SDWA Secondary Standards - Arizona	SDWA Primary Standards - Federal	SDWA Secondary Standards - Federal			The 13 Priority Pollutant Metals	RCRA Metals by Total Digestion	RCRA Metals by TCLP (1311)		NUMBER OF CONTAINERS
PIT 3-5@30	9/18/96	1750	SOIL						X	X																							
PIT 3-3@30	9/19/96	0900	SOIL						X	X																							
MW-15@20	9/19/96	1820	SOIL											X																			
MW-15@30	9/19/96	1840	SOIL											X																			
MW-15@40	9/19/96	1910	SOIL											X																			
MW-15@50	9/19/96	1920	SOIL						X	X																							

PROJECT INFORMATION	SAMPLE RECEIPT	
PROJ. NO.: 6033.3	NO. CONTAINERS	
PROJ. NAME: ENRON ROSWELL	CUSTODY SEALS	Y / N / NA
P.O. NO.:	RECEIVED INTACT	
SHIPPED VIA: FED EX	RECEIVED COLD	

PRIOR AUTHORIZATION IS REQUIRED FOR RUSH PROJECTS

(RUSH) ☐ 24hr ☐ 48hr ☐ 72hr ☐ 1 WEEK (NORMAL) ☒ 2 WEEK

Comments:

SAMPLED & RELINQUISHED BY: 1.	RELINQUISHED BY: 2.	RELINQUISHED BY: 3.
Signature: Clarence Pigman Time: 1600	Signature: Time:	Signature: Time:
Printed Name: CLARENCE PIGMAN Date: 9/20/96	Printed Name: Date:	Printed Name: Date:
Company: DBS&A Phone: 505-822-9400	Company:	Company:

RECEIVED BY: 1.	RECEIVED BY: 2.	RECEIVED BY: (LAB) 3.
Signature: Time:	Signature: Time:	Signature: Time: 1010
Printed Name: Date:	Printed Name: Date:	Printed Name: LEA TIKEFORD Date: 9/21/96
Company:	Company:	Analytical Technologies, Inc.

CORE LABORATORIES

SAMPLE DELIVERY GROUP NARRATIVE

October 14, 1996

Customer: Daniel B. Stephens & Associates
Project: 6033.2 ENRON ROSWELL
Core Laboratories Project Number: 962614

Method 8080 PCB Analysis:

Sample 1 in this project may have a high bias for aroclor 1254. This sample contained a contaminant which interfered with the integration of aroclor 1254. Due to the small amount of aroclor 1254 present in the sample, no attempt was made to dilute out the interferent. Results are reported as analyzed.

James H. Travis
Laboratory Manager

Michael L. Armstrong
Laboratory Supervisor

The analytical results, opinions or interpretations contained in this report are based upon information and material supplied by the client for whose exclusive and confidential use this report has been made. The analytical results, opinions or interpretations expressed represent the best judgment of Core Laboratories. Core Laboratories, however, makes no warranty or representation, express or implied, of any type, and expressly disclaims same as to the productivity, proper operations or profitableness of any oil, gas, coal or other mineral, property, well or sand in connection with which such report is used or relied upon for any reason whatsoever. This report shall not be reproduced, in whole or in part, without the written approval of Core Laboratories

CORE LABORATORIES

SAMPLE INFORMATION
Date: 10/14/96

Job Number.: 962614
Customer ..: Daniel B. Stephens & Associates
Attn.....: Bob Marley

Project Number.....: 96000156
Customer Project ID....: 6033.3 ENRON ROSWELL
Project Description....: DB Stevens/Enron

Laboratory Sample ID	Customer Sample ID	Sample Matrix	Date Sampled	Time Sampled	Date Received	Time Received
962614-1	PIT3-5 @ 30	Soil	09/18/96	17:50	09/21/96	10:10
962614-2	PIT3-3 @ 30	Soil	09/19/96	09:00	09/21/96	10:10
962614-3	MW-15 @ 20	Soil	09/19/96	18:20	09/21/96	10:10
962614-4	MW-15 @ 30 (BROKEN)	Soil	09/19/96	18:40	09/21/96	10:10
962614-5	MW-15 @ 40	Soil	09/19/96	19:10	09/21/96	10:10
962614-6	MW-15 @ 50	Soil	09/19/96	19:20	09/21/96	10:10

The analytical results, opinions or interpretations contained in this report are based upon information and material supplied by the client for whose exclusive and confidential use this report has been made. The analytical results, opinions or interpretations expressed represent the best judgment of Core Laboratories. Core Laboratories, however, makes no warranty or representation, express or implied, of any type, and expressly disclaims same as to the productivity, proper operations or profitableness of any oil, gas, coal or other mineral property, well or sand in connection with which such report is used or relied upon for any reason whatsoever. This report shall not be reproduced, in whole or in part, without the written approval of Core Laboratories.

CORE LABORATORIES

LABORATORY TEST RESULTS

Job Number: 962614 Date: 10/14/96

CUSTOMER: Daniel B. Stephens & Associates PROJECT: 6033.3 ENRON ROSWELL ATTN: Bob Marley

Customer Sample ID: PIT3-5 @ 30
Date Sampled.....: 09/18/96
Time Sampled.....: 17:50
Sample Matrix.....: Soil

Laboratory Sample ID: 962614-1
Date Received.....: 09/21/96
Time Received.....: 10:10

TEST METHOD	PARAMETER/TEST DESCRIPTION	SAMPLE RESULT	REPORTING LIMIT	UNITS	DATE	TECH
SM 2540G	% Solids (104 Degree C Oven), Solid	92.6	0.1	%	09/25/96	jbd
SM 2540G	Moisture (@ 104 deg. C), Solid	7.4	0.1	%	09/25/96	jbd
SW-846 3050	Acid Digestion: Solids, Solid	Complete			09/26/96	lmt
SW-846 6010A	Arsenic (As), Solid	6	5	mg/Kg	09/27/96	gag
SW-846 6010A	Barium (Ba), Solid	279	1	mg/Kg	09/27/96	gag
SW-846 6010A	Cadmium (Cd), Solid	<0.5	0.5	mg/Kg	09/27/96	gag
SW-846 6010A	Chromium (Cr), Solid	10	1	mg/Kg	09/27/96	gag
SW-846 6010A	Lead (Pb), Solid	7	5	mg/Kg	09/27/96	gag
SW-846 7471	Mercury (Hg), Solid	<0.10	0.10	mg/Kg	09/27/96	lmt
SW-846 6010A	Selenium (Se), Solid	<10	10	mg/Kg	09/27/96	gag
SW-846 6010A	Silver (Ag), Solid	<1	1	mg/Kg	09/27/96	gag
EPA 418.1	Total Recoverable Petroleum Hydrocarbons, Solid	88	10.	mg/Kg	10/03/96	jbd
SW-846 3550	Extraction (Ultrasonic) PCBs					
	Ultrasonic Extraction	Complete			09/25/96	jbd
SW-846 8080	PCB Analysis					
	Aroclor 1016, Solid	ND	17	ug/Kg	09/26/96	smc
	Aroclor 1221, Solid	ND	17	ug/Kg	09/26/96	smc
	Aroclor 1232, Solid	ND	17	ug/Kg	09/26/96	smc
	Aroclor 1242, Solid	ND	17	ug/Kg	09/26/96	smc
	Aroclor 1248, Solid	ND	17	ug/Kg	09/26/96	smc
	Aroclor 1254, Solid	26	17	ug/Kg	09/26/96	smc
	Aroclor 1260, Solid	ND	17	ug/Kg	09/26/96	smc
	Aroclor 1262, Solid	ND	17	ug/Kg	09/26/96	smc
	Aroclor 1268, Solid	ND	17	ug/Kg	09/26/96	smc
SW-846 3550	Extraction (Ultrasonic) SVOCs					
	Ultrasonic Extraction	Complete			09/25/96	jbd
SW-846 8270	Semivolatile Organics					
	Acenaphthene, Solid	ND	330	ug/Kg	10/02/96	dmj
	Acenaphthylene, Solid	ND	330	ug/Kg	10/02/96	dmj
	Anthracene, Solid	ND	330	ug/Kg	10/02/96	dmj
	Benzidine, Solid	ND	1650	ug/Kg	10/02/96	dmj
	Benzo(a)anthracene, Solid	ND	330	ug/Kg	10/02/96	dmj
	Benzo(b)fluoranthene, Solid	ND	330	ug/Kg	10/02/96	dmj

The analytical results, opinions or interpretations contained in this report are based upon information and material supplied by the client for whose exclusive and confidential use this report has been made. The analytical results, opinions or interpretations expressed represent the best judgment of Core Laboratories. Core Laboratories, however, makes no warranty or representation, express or implied, of any type, and expressly disclaims same as to the productivity, proper operations or profitableness of any oil, gas, coal or other mineral, property, well or sand in connection with which such report is used or relied upon for any reason whatsoever. This report shall not be reproduced, in whole or in part, without the written approval of Core Laboratories.

CORE LABORATORIES

LABORATORY TEST RESULTS

Job Number: 962614

Date: 10/14/96

CUSTOMER: Daniel B. Stephens & Associates PROJECT: 6033.3 ENRON ROSWELL ATTN: Bob Marley

Customer Sample ID: PIT3-5 @ 30
Date Sampled.....: 09/18/96
Time Sampled.....: 17:50
Sample Matrix.....: Soil

Laboratory Sample ID: 962614-1
Date Received.....: 09/21/96
Time Received.....: 10:10

TEST METHOD	PARAMETER/TEST DESCRIPTION	SAMPLE RESULT	REPORTING LIMIT	UNITS	DATE	TECH
	Benzo(k)fluoranthene, Solid	ND	330	ug/Kg	10/02/96	dmj
	Benzo(ghi)perylene, Solid	ND	330	ug/Kg	10/02/96	dmj
	Benzo(a)pyrene, Solid	ND	330	ug/Kg	10/02/96	dmj
	Benzyl alcohol, Solid	ND	330	ug/Kg	10/02/96	dmj
	Butyl benzyl phthalate, Solid	ND	330	ug/Kg	10/02/96	dmj
	Bis(2-chloroethoxy)methane, Solid	ND	330	ug/Kg	10/02/96	dmj
	Bis(2-chloroethyl)ether, Solid	ND	330	ug/Kg	10/02/96	dmj
	Bis(2-chloroisopropyl)ether, Solid	ND	330	ug/Kg	10/02/96	dmj
	Bis(2-ethylhexyl)phthalate, Solid	ND	330	ug/Kg	10/02/96	dmj
	4-Bromophenyl phenyl ether, Solid	ND	330	ug/Kg	10/02/96	dmj
	4-Chloroaniline, Solid	ND	330	ug/Kg	10/02/96	dmj
	2-Chloronaphthalene, Solid	ND	330	ug/Kg	10/02/96	dmj
	4-Chlorophenyl phenyl ether, Solid	ND	330	ug/Kg	10/02/96	dmj
	Chrysene, Solid	ND	330	ug/Kg	10/02/96	dmj
	Dibenzo(a,h)anthracene, Solid	ND	330	ug/Kg	10/02/96	dmj
	Dibenzofuran, Solid	ND	330	ug/Kg	10/02/96	dmj
	1,2-Dichlorobenzene, Solid	ND	330	ug/Kg	10/02/96	dmj
	1,3-Dichlorobenzene, Solid	ND	330	ug/Kg	10/02/96	dmj
	1,4-Dichlorobenzene, Solid	ND	330	ug/Kg	10/02/96	dmj
	3,3-Dichlorobenzidine, Solid	ND	330	ug/Kg	10/02/96	dmj
	Diethyl phthalate, Solid	ND	330	ug/Kg	10/02/96	dmj
	Dimethyl phthalate, Solid	ND	330	ug/Kg	10/02/96	dmj
	Di-n-butyl phthalate, Solid	ND	330	ug/Kg	10/02/96	dmj
	Di-n-octyl phthalate, Solid	ND	330	ug/Kg	10/02/96	dmj
	2,4-Dinitrotoluene, Solid	ND	330	ug/Kg	10/02/96	dmj
	2,6-Dinitrotoluene, Solid	ND	330	ug/Kg	10/02/96	dmj
	Fluoranthene, Solid	ND	330	ug/Kg	10/02/96	dmj
	Fluorene, Solid	ND	330	ug/Kg	10/02/96	dmj
	Hexachlorobenzene, Solid	ND	330	ug/Kg	10/02/96	dmj
	Hexachlorobutadiene, Solid	ND	330	ug/Kg	10/02/96	dmj
	Hexachlorocyclopentadiene, Solid	ND	330	ug/Kg	10/02/96	dmj
	Hexachloroethane, Solid	ND	330	ug/Kg	10/02/96	dmj
	Indeno(1,2,3-cd)pyrene, Solid	ND	330	ug/Kg	10/02/96	dmj
	Isophorone, Solid	ND	330	ug/Kg	10/02/96	dmj
	2-Methylnaphthalene, Solid	ND	330	ug/Kg	10/02/96	dmj
	Naphthalene, Solid	ND	330	ug/Kg	10/02/96	dmj
	o-Nitroaniline, Solid	ND	1650	ug/Kg	10/02/96	dmj
	m-Nitroaniline, Solid	ND	1650	ug/Kg	10/02/96	dmj
	p-Nitroaniline, Solid	ND	1650	ug/Kg	10/02/96	dmj
	Nitrobenzene, Solid	ND	330	ug/Kg	10/02/96	dmj
	n-Nitrosodi-n-propylamine, Solid	ND	330	ug/Kg	10/02/96	dmj
	n-Nitrosodiphenylamine, Solid	ND	330	ug/Kg	10/02/96	dmj
	Phenanthrene, Solid	ND	330	ug/Kg	10/02/96	dmj
	Pyrene, Solid	ND	330	ug/Kg	10/02/96	dmj
	1,2,4-Trichlorobenzene, Solid	ND	330	ug/Kg	10/02/96	dmj
	Benzoic acid, Solid	ND	1650	ug/Kg	10/02/96	dmj
	4-Chloro-3-methylphenol, Solid	ND	330	ug/Kg	10/02/96	dmj
	2-Chlorophenol, Solid	ND	330	ug/Kg	10/02/96	dmj
	2,4-Dichlorophenol, Solid	ND	330	ug/Kg	10/02/96	dmj

The analytical results, opinions or interpretations contained in this report are based upon information and material supplied by the client for whose exclusive and confidential use this report has been made. The analytical results, opinions or interpretations expressed represent the best judgment of Core Laboratories. Core Laboratories, however, makes no warranty or representation, express or implied, of any type, and expressly disclaims same as to the productivity, proper operations or profitableness of any oil, gas, coal or other mineral, property, well or sand in connection with which such report is used or relied upon for any reason whatsoever. This report shall not be reproduced, in whole or in part, without the written approval of Core Laboratories.

CORE LABORATORIES

LABORATORY TEST RESULTS

Job Number: 962614 Date: 10/14/96

CUSTOMER: Daniel B. Stephens & Associates PROJECT: 6033.3 ENRON ROSWELL ATTN: Bob Marley

Customer Sample ID: PIT3-5 @ 30
Date Sampled.....: 09/18/96
Time Sampled.....: 17:50
Sample Matrix.....: Soil

Laboratory Sample ID: 962614-1
Date Received.....: 09/21/96
Time Received.....: 10:10

TEST METHOD	PARAMETER/TEST DESCRIPTION	SAMPLE RESULT	REPORTING LIMIT	UNITS	DATE	TECH
	2,4-Dimethylphenol, Solid	ND	330	ug/Kg	10/02/96	dmj
	2,4-Dinitrophenol, Solid	ND	1650	ug/Kg	10/02/96	dmj
	2-Methyl-4,6-dinitrophenol, Solid	ND	1650	ug/Kg	10/02/96	dmj
	2-Methylphenol (o-cresol), Solid	ND	330	ug/Kg	10/02/96	dmj
	4-Methylphenol (p-cresol), Solid	ND	330	ug/Kg	10/02/96	dmj
	2-Nitrophenol, Solid	ND	330	ug/Kg	10/02/96	dmj
	4-Nitrophenol, Solid	ND	1650	ug/Kg	10/02/96	dmj
	Pentachlorophenol, Solid	ND	1650	ug/Kg	10/02/96	dmj
	Phenol, Solid	ND	330	ug/Kg	10/02/96	dmj
	2,4,5-Trichlorophenol, Solid	ND	330	ug/Kg	10/02/96	dmj
	2,4,6-Trichlorophenol, Solid	ND	330	ug/Kg	10/02/96	dmj
SW-846 8240	Volatile Organics					
	Acetone, Solid	ND	100.	ug/Kg	09/26/96	bfr
	Benzene, Solid	ND	1.	ug/Kg	09/26/96	bfr
	Bromodichloromethane, Solid	ND	5.	ug/Kg	09/26/96	bfr
	Bromoform, Solid	ND	5.	ug/Kg	09/26/96	bfr
	Bromomethane, Solid	ND	10.	ug/Kg	09/26/96	bfr
	Methyl ethyl ketone (2-Butanone), Solid	ND	100.	ug/Kg	09/26/96	bfr
	Carbon disulfide, Solid	ND	5.	ug/Kg	09/26/96	bfr
	Carbon tetrachloride, Solid	ND	5.	ug/Kg	09/26/96	bfr
	Chlorobenzene, Solid	ND	5.	ug/Kg	09/26/96	bfr
	Chloroethane, Solid	ND	10.	ug/Kg	09/26/96	bfr
	2-Chloroethylvinyl ether, Solid	ND	10.	ug/Kg	09/26/96	bfr
	Chloroform, Solid	ND	5.	ug/Kg	09/26/96	bfr
	Chloromethane, Solid	ND	10.	ug/Kg	09/26/96	bfr
	Dibromochloromethane, Solid	ND	5.	ug/Kg	09/26/96	bfr
	1,1-Dichloroethane, Solid	ND	5.	ug/Kg	09/26/96	bfr
	1,2-Dichloroethane, Solid	ND	5.	ug/Kg	09/26/96	bfr
	1,1-Dichloroethene, Solid	ND	5.	ug/Kg	09/26/96	bfr
	trans-1,2-Dichloroethene, Solid	ND	5.	ug/Kg	09/26/96	bfr
	1,2-Dichloropropane, Solid	ND	5.	ug/Kg	09/26/96	bfr
	cis-1,3-Dichloropropene, Solid	ND	5.	ug/Kg	09/26/96	bfr
	trans-1,3-Dichloropropene, Solid	ND	5.	ug/Kg	09/26/96	bfr
	Ethylbenzene, Solid	ND	5.	ug/Kg	09/26/96	bfr
	2-Hexanone, Solid	ND	50.	ug/Kg	09/26/96	bfr
	Methylene chloride, Solid	7	5.	ug/Kg	09/26/96	bfr
	4-Methyl-2-pentanone (MIBK), Solid	ND	50.	ug/Kg	09/26/96	bfr
	Styrene, Solid	ND	5.	ug/Kg	09/26/96	bfr
	1,1,2,2-Tetrachloroethane, Solid	ND	5.	ug/Kg	09/26/96	bfr
	Tetrachloroethene, Solid	ND	5.	ug/Kg	09/26/96	bfr
	Toluene, Solid	ND	5.	ug/Kg	09/26/96	bfr
	1,1,1-Trichloroethane, Solid	ND	5.	ug/Kg	09/26/96	bfr
	1,1,2-Trichloroethane, Solid	ND	5.	ug/Kg	09/26/96	bfr
	Trichloroethene, Solid	ND	5.	ug/Kg	09/26/96	bfr
	Vinyl acetate, Solid	ND	50.	ug/Kg	09/26/96	bfr
	Vinyl chloride, Solid	ND	10.	ug/Kg	09/26/96	bfr
	Xylenes (total), Solid	ND	5.	ug/Kg	09/26/96	bfr

The analytical results, opinions or interpretations contained in this report are based upon information and material supplied by the client for whose exclusive and confidential use this report has been made. The analytical results, opinions or interpretations expressed represent the best judgment of Core Laboratories. Core Laboratories, however, makes no warranty or representation, express or implied, of any type, and expressly disclaims same as to the productivity, proper operations or profitableness of any oil, gas, coal or other mineral property, well or sand in connection with which such report is used or relied upon for any reason whatsoever. This report shall not be reproduced, in whole or in part, without the written approval of Core Laboratories.

CORE LABORATORIES

LABORATORY TEST RESULTS

Job Number: 962614 Date: 10/14/96

CUSTOMER: Daniel B. Stephens & Associates PROJECT: 6033.3 ENRON ROSWELL ATTN: Bob Marley

Customer Sample ID: PIT3-3 @ 30
Date Sampled.....: 09/19/96
Time Sampled.....: 09:00
Sample Matrix.....: Soil

Laboratory Sample ID: 962614-2
Date Received.....: 09/21/96
Time Received.....: 10:10

TEST METHOD	PARAMETER/TEST DESCRIPTION	SAMPLE RESULT	REPORTING LIMIT	UNITS	DATE	TECH
SM 2540G	% Solids (104 Degree C Oven), Solid	82.4	0.1	%	09/25/96	jbd
SM 2540G	Moisture (@ 104 deg. C), Solid	17.6	0.1	%	09/25/96	jbd
SW-846 3050	Acid Digestion: Solids, Solid	Complete			09/26/96	lmt
SW-846 6010A	Arsenic (As), Solid	6	5	mg/Kg	09/27/96	gag
SW-846 6010A	Barium (Ba), Solid	60	1	mg/Kg	09/27/96	gag
SW-846 6010A	Cadmium (Cd), Solid	0.5	0.5	mg/Kg	09/27/96	gag
SW-846 6010A	Chromium (Cr), Solid	17	1	mg/Kg	09/27/96	gag
SW-846 6010A	Lead (Pb), Solid	11	5	mg/Kg	09/27/96	gag
SW-846 7471	Mercury (Hg), Solid	<0.10	0.10	mg/Kg	09/27/96	lmt
SW-846 6010A	Selenium (Se), Solid	<10	10	mg/Kg	09/27/96	gag
SW-846 6010A	Silver (Ag), Solid	<1	1	mg/Kg	09/27/96	gag
EPA 418.1	Total Recoverable Petroleum Hydrocarbons, Solid	27	10.	mg/Kg	10/03/96	jbd
SW-846 3550	Extraction (Ultrasonic) PCBs					
	Ultrasonic Extraction	Complete			09/25/96	jbd
SW-846 8080	PCB Analysis					
	Aroclor 1016, Solid	ND	17	ug/Kg	09/26/96	smc
	Aroclor 1221, Solid	ND	17	ug/Kg	09/26/96	smc
	Aroclor 1232, Solid	ND	17	ug/Kg	09/26/96	smc
	Aroclor 1242, Solid	ND	17	ug/Kg	09/26/96	smc
	Aroclor 1248, Solid	ND	17	ug/Kg	09/26/96	smc
	Aroclor 1254, Solid	ND	17	ug/Kg	09/26/96	smc
	Aroclor 1260, Solid	ND	17	ug/Kg	09/26/96	smc
	Aroclor 1262, Solid	ND	17	ug/Kg	09/26/96	smc
	Aroclor 1268, Solid	ND	17	ug/Kg	09/26/96	smc
SW-846 3550	Extraction (Ultrasonic) SVOCs					
	Ultrasonic Extraction	Complete			09/25/96	jbd
SW-846 8270	Semivolatile Organics					
	Acenaphthene, Solid	ND	330	ug/Kg	10/02/96	dmj
	Acenaphthylene, Solid	ND	330	ug/Kg	10/02/96	dmj
	Anthracene, Solid	ND	330	ug/Kg	10/02/96	dmj
	Benzidine, Solid	ND	1650	ug/Kg	10/02/96	dmj
	Benzo(a)anthracene, Solid	ND	330	ug/Kg	10/02/96	dmj
	Benzo(b)fluoranthene, Solid	ND	330	ug/Kg	10/02/96	dmj

The analytical results, opinions or interpretations contained in this report are based upon information and material supplied by the client for whose exclusive and confidential use this report has been made. The analytical results, opinions or interpretations expressed represent the best judgment of Core Laboratories. Core Laboratories, however, makes no warranty or representation, express or implied, of any type, and expressly disclaims same as to the productivity, proper operations or profitableness of any oil, gas, coal or other mineral, property, well or sand in connection with which such report is used or relied upon for any reason whatsoever. This report shall not be reproduced, in whole or in part, without the written approval of Core Laboratories.

CORELAB

CORE LABORATORIES

LABORATORY TEST RESULTS

Job Number: 962614 Date: 10/14/96

CUSTOMER: Daniel B. Stephens & Associates PROJECT: 6033.3 ENRON ROSWELL ATTN: Bob Marley

Customer Sample ID: PIT3-3 @ 30
Date Sampled.....: 09/19/96
Time Sampled.....: 09:00
Sample Matrix.....: Soil

Laboratory Sample ID: 962614-2
Date Received.....: 09/21/96
Time Received.....: 10:10

TEST METHOD	PARAMETER/TEST DESCRIPTION	SAMPLE RESULT	REPORTING LIMIT	UNITS	DATE	TECH
	Benzo(k)fluoranthene, Solid	ND	330	ug/Kg	10/02/96	dmj
	Benzo(ghi)perylene, Solid	ND	330	ug/Kg	10/02/96	dmj
	Benzo(a)pyrene, Solid	ND	330	ug/Kg	10/02/96	dmj
	Benzyl alcohol, Solid	ND	330	ug/Kg	10/02/96	dmj
	Butyl benzyl phthalate, Solid	ND	330	ug/Kg	10/02/96	dmj
	Bis(2-chloroethoxy)methane, Solid	ND	330	ug/Kg	10/02/96	dmj
	Bis(2-chloroethyl)ether, Solid	ND	330	ug/Kg	10/02/96	dmj
	Bis(2-chloroisopropyl)ether, Solid	ND	330	ug/Kg	10/02/96	dmj
	Bis(2-ethylhexyl)phthalate, Solid	ND	330	ug/Kg	10/02/96	dmj
	4-Bromophenyl phenyl ether, Solid	ND	330	ug/Kg	10/02/96	dmj
	4-Chloroaniline, Solid	ND	330	ug/Kg	10/02/96	dmj
	2-Chloronaphthalene, Solid	ND	330	ug/Kg	10/02/96	dmj
	4-Chlorophenyl phenyl ether, Solid	ND	330	ug/Kg	10/02/96	dmj
	Chrysene, Solid	ND	330	ug/Kg	10/02/96	dmj
	Dibenzo(a,h)anthracene, Solid	ND	330	ug/Kg	10/02/96	dmj
	Dibenzofuran, Solid	ND	330	ug/Kg	10/02/96	dmj
	1,2-Dichlorobenzene, Solid	ND	330	ug/Kg	10/02/96	dmj
	1,3-Dichlorobenzene, Solid	ND	330	ug/Kg	10/02/96	dmj
	1,4-Dichlorobenzene, Solid	ND	330	ug/Kg	10/02/96	dmj
	3,3-Dichlorobenzidine, Solid	ND	330	ug/Kg	10/02/96	dmj
	Diethyl phthalate, Solid	ND	330	ug/Kg	10/02/96	dmj
	Dimethyl phthalate, Solid	ND	330	ug/Kg	10/02/96	dmj
	Di-n-butyl phthalate, Solid	ND	330	ug/Kg	10/02/96	dmj
	Di-n-octyl phthalate, Solid	ND	330	ug/Kg	10/02/96	dmj
	2,4-Dinitrotoluene, Solid	ND	330	ug/Kg	10/02/96	dmj
	2,6-Dinitrotoluene, Solid	ND	330	ug/Kg	10/02/96	dmj
	Fluoranthene, Solid	ND	330	ug/Kg	10/02/96	dmj
	Fluorene, Solid	ND	330	ug/Kg	10/02/96	dmj
	Hexachlorobenzene, Solid	ND	330	ug/Kg	10/02/96	dmj
	Hexachlorobutadiene, Solid	ND	330	ug/Kg	10/02/96	dmj
	Hexachlorocyclopentadiene, Solid	ND	330	ug/Kg	10/02/96	dmj
	Hexachloroethane, Solid	ND	330	ug/Kg	10/02/96	dmj
	Indeno(1,2,3-cd)pyrene, Solid	ND	330	ug/Kg	10/02/96	dmj
	Isophorone, Solid	ND	330	ug/Kg	10/02/96	dmj
	2-Methylnaphthalene, Solid	ND	330	ug/Kg	10/02/96	dmj
	Naphthalene, Solid	ND	330	ug/Kg	10/02/96	dmj
	o-Nitroaniline, Solid	ND	1650	ug/Kg	10/02/96	dmj
	m-Nitroaniline, Solid	ND	1650	ug/Kg	10/02/96	dmj
	p-Nitroaniline, Solid	ND	1650	ug/Kg	10/02/96	dmj
	Nitrobenzene, Solid	ND	330	ug/Kg	10/02/96	dmj
	n-Nitrosodi-n-propylamine, Solid	ND	330	ug/Kg	10/02/96	dmj
	n-Nitrosodiphenylamine, Solid	ND	330	ug/Kg	10/02/96	dmj
	Phenanthrene, Solid	ND	330	ug/Kg	10/02/96	dmj
	Pyrene, Solid	ND	330	ug/Kg	10/02/96	dmj
	1,2,4-Trichlorobenzene, Solid	ND	330	ug/Kg	10/02/96	dmj
	Benzoic acid, Solid	ND	1650	ug/Kg	10/02/96	dmj
	4-Chloro-3-methylphenol, Solid	ND	330	ug/Kg	10/02/96	dmj
	2-Chlorophenol, Solid	ND	330	ug/Kg	10/02/96	dmj
	2,4-Dichlorophenol, Solid	ND	330	ug/Kg	10/02/96	dmj

The analytical results, opinions or interpretations contained in this report are based upon information and material supplied by the client for whose exclusive and confidential use this report has been made. The analytical results, opinions or interpretations expressed represent the best judgment of Core Laboratories. Core Laboratories, however, makes no warranty or representation, express or implied, of any type, and expressly disclaims same as to the productivity, proper operations or profitableness of any oil, gas, coal or other minerals, property, well or sand in connection with which such report is used or relied upon for any reason whatsoever. This report shall not be reproduced, in whole or in part, without the written approval of Core Laboratories.

CORE LABORATORIES

LABORATORY TEST RESULTS

Job Number: 962614 Date: 10/14/96

CUSTOMER: Daniel B. Stephens & Associates PROJECT: 6033.3 ENRON ROSWELL ATTN: Bob Marley

Customer Sample ID: PIT3-3 @ 30
Date Sampled.....: 09/19/96
Time Sampled.....: 09:00
Sample Matrix.....: Soil

Laboratory Sample ID: 962614-2
Date Received.....: 09/21/96
Time Received.....: 10:10

TEST METHOD	PARAMETER/TEST DESCRIPTION	SAMPLE RESULT	REPORTING LIMIT	UNITS	DATE	TECH
	2,4-Dimethylphenol, Solid	ND	330	ug/Kg	10/02/96	dmj
	2,4-Dinitrophenol, Solid	ND	1650	ug/Kg	10/02/96	dmj
	2-Methyl-4,6-dinitrophenol, Solid	ND	1650	ug/Kg	10/02/96	dmj
	2-Methylphenol (o-cresol), Solid	ND	330	ug/Kg	10/02/96	dmj
	4-Methylphenol (p-cresol), Solid	ND	330	ug/Kg	10/02/96	dmj
	2-Nitrophenol, Solid	ND	330	ug/Kg	10/02/96	dmj
	4-Nitrophenol, Solid	ND	1650	ug/Kg	10/02/96	dmj
	Pentachlorophenol, Solid	ND	1650	ug/Kg	10/02/96	dmj
	Phenol, Solid	ND	330	ug/Kg	10/02/96	dmj
	2,4,5-Trichlorophenol, Solid	ND	330	ug/Kg	10/02/96	dmj
	2,4,6-Trichlorophenol, Solid	ND	330	ug/Kg	10/02/96	dmj
SW-846 8240	Volatile Organics					
	Acetone, Solid	ND	100.	ug/Kg	09/26/96	bfr
	Benzene, Solid	ND	1.	ug/Kg	09/26/96	bfr
	Bromodichloromethane, Solid	ND	5.	ug/Kg	09/26/96	bfr
	Bromoform, Solid	ND	5.	ug/Kg	09/26/96	bfr
	Bromomethane, Solid	ND	10.	ug/Kg	09/26/96	bfr
	Methyl ethyl ketone (2-Butanone), Solid	ND	100.	ug/Kg	09/26/96	bfr
	Carbon disulfide, Solid	ND	5.	ug/Kg	09/26/96	bfr
	Carbon tetrachloride, Solid	ND	5.	ug/Kg	09/26/96	bfr
	Chlorobenzene, Solid	ND	5.	ug/Kg	09/26/96	bfr
	Chloroethane, Solid	ND	10.	ug/Kg	09/26/96	bfr
	2-Chloroethylvinyl ether, Solid	ND	10.	ug/Kg	09/26/96	bfr
	Chloroform, Solid	ND	5.	ug/Kg	09/26/96	bfr
	Chloromethane, Solid	ND	10.	ug/Kg	09/26/96	bfr
	Dibromochloromethane, Solid	ND	5.	ug/Kg	09/26/96	bfr
	1,1-Dichloroethane, Solid	ND	5.	ug/Kg	09/26/96	bfr
	1,2-Dichloroethane, Solid	ND	5.	ug/Kg	09/26/96	bfr
	1,1-Dichloroethene, Solid	ND	5.	ug/Kg	09/26/96	bfr
	trans-1,2-Dichloroethene, Solid	ND	5.	ug/Kg	09/26/96	bfr
	1,2-Dichloropropane, Solid	ND	5.	ug/Kg	09/26/96	bfr
	cis-1,3-Dichloropropene, Solid	ND	5.	ug/Kg	09/26/96	bfr
	trans-1,3-Dichloropropene, Solid	ND	5.	ug/Kg	09/26/96	bfr
	Ethylbenzene, Solid	ND	5.	ug/Kg	09/26/96	bfr
	2-Hexanone, Solid	ND	50.	ug/Kg	09/26/96	bfr
	Methylene chloride, Solid	8	5.	ug/Kg	09/26/96	bfr
	4-Methyl-2-pentanone (MIBK), Solid	ND	50.	ug/Kg	09/26/96	bfr
	Styrene, Solid	ND	5.	ug/Kg	09/26/96	bfr
	1,1,2,2-Tetrachloroethane, Solid	ND	5.	ug/Kg	09/26/96	bfr
	Tetrachloroethene, Solid	ND	5.	ug/Kg	09/26/96	bfr
	Toluene, Solid	ND	5.	ug/Kg	09/26/96	bfr
	1,1,1-Trichloroethane, Solid	ND	5.	ug/Kg	09/26/96	bfr
	1,1,2-Trichloroethane, Solid	ND	5.	ug/Kg	09/26/96	bfr
	Trichloroethene, Solid	ND	5.	ug/Kg	09/26/96	bfr
	Vinyl acetate, Solid	ND	50.	ug/Kg	09/26/96	bfr
	Vinyl chloride, Solid	ND	10.	ug/Kg	09/26/96	bfr
	Xylenes (total), Solid	ND	5.	ug/Kg	09/26/96	bfr

The analytical results, opinions or interpretations contained in this report are based upon information and material supplied by the client for whose exclusive and confidential use this report has been made. The analytical results, opinions or interpretations expressed represent the best judgment of Core Laboratories. Core Laboratories, however, makes no warranty or representation, express or implied, of any type, and expressly disclaims same as to the productivity, proper operations or profitableness of any oil, gas, coal or other mineral, property, well or sand in connection with which such report is used or relied upon for any reason whatsoever. This report shall not be reproduced, in whole or in part, without the written approval of Core Laboratories.

CORE LABORATORIES

LABORATORY TEST RESULTS

Job Number: 962614 Date: 10/14/96

CUSTOMER: Daniel B. Stephens & Associates PROJECT: 6033.3 ENRON ROSWELL ATTN: Bob Marley

Customer Sample ID: MW-15 @ 20
Date Sampled.....: 09/19/96
Time Sampled.....: 18:20
Sample Matrix.....: Soil

Laboratory Sample ID: 962614-3
Date Received.....: 09/21/96
Time Received.....: 10:10

TEST METHOD	PARAMETER/TEST DESCRIPTION	SAMPLE RESULT	REPORTING LIMIT	UNITS	DATE	TECH
SM 2540G	% Solids (104 Degree C Oven), Solid	97.4	0.1	%	09/25/96	jbd
SM 2540G	Moisture (@ 104 deg. C), Solid	2.6	0.1	%	09/25/96	jbd
EPA 418.1	Total Recoverable Petroleum Hydrocarbons, Solid	27	10.	mg/Kg	10/03/96	jbd

The analytical results, opinions or interpretations contained in this report are based upon information and material supplied by the client for whose exclusive and confidential use this report has been made. The analytical results, opinions or interpretations expressed represent the best judgment of Core Laboratories. Core Laboratories, however, makes no warranty or representation, express or implied, of any type, and expressly disclaims same as to the productivity, proper operations or profitableness of any oil, gas, coal or other mineral, property, well or sand in connection with which such report is used or relied upon for any reason whatsoever. This report shall not be reproduced, in whole or in part, without the written approval of Core Laboratories.

CORE LABORATORIES

LABORATORY TEST RESULTS

Job Number: 962614 Date: 10/14/96

CUSTOMER: Daniel B. Stephens & Associates PROJECT: 6033.3 ENRON ROSWELL ATTN: Bob Marley

Customer Sample ID: MW-15 @ 40
Date Sampled.....: 09/19/96
Time Sampled.....: 19:10
Sample Matrix.....: Soil

Laboratory Sample ID: 962614-5
Date Received.....: 09/21/96
Time Received.....: 10:10

TEST METHOD	PARAMETER/TEST DESCRIPTION	SAMPLE RESULT	REPORTING LIMIT	UNITS	DATE	TECH
SM 2540G	% Solids (104 Degree C Oven), Solid	75.5	0.1	%	09/25/96	jbd
SM 2540G	Moisture (@ 104 deg. C), Solid	24.5	0.1	%	09/25/96	jbd
EPA 418.1	Total Recoverable Petroleum Hydrocarbons, Solid	30	10.	mg/Kg	10/03/96	jbd

The analytical results, opinions or interpretations contained in this report are based upon information and material supplied by the client for whose exclusive and confidential use this report has been made. The analytical results, opinions or interpretations expressed represent the best judgment of Core Laboratories. Core Laboratories, however, makes no warranty or representation, express or implied, of any type, and expressly disclaims same as to the productivity, proper operations or profitableness of any oil, gas, coal or other mineral, property, well or sand in connection with which such report is used or relied upon for any reason whatsoever. This report shall not be reproduced, in whole or in part, without the written approval of Core Laboratories.

CORE LABORATORIES

LABORATORY TEST RESULTS

Job Number: 962614 Date: 10/14/96

CUSTOMER: Daniel B. Stephens & Associates PROJECT: 6033.3 ENRON ROSWELL ATTN: Bob Marley

Customer Sample ID: MW-15 @ 50
Date Sampled.....: 09/19/96
Time Sampled.....: 19:20
Sample Matrix.....: Soil

Laboratory Sample ID: 962614-6
Date Received.....: 09/21/96
Time Received.....: 10:10

TEST METHOD	PARAMETER/TEST DESCRIPTION	SAMPLE RESULT	REPORTING LIMIT	UNITS	DATE	TECH
SM 2540G	% Solids (104 Degree C Oven), Solid	91.8	0.1	%	09/25/96	jbd
SM 2540G	Moisture (@ 104 deg. C), Solid	8.2	0.1	%	09/25/96	jbd
SW-846 3050	Acid Digestion: Solids, Solid	Complete			09/26/96	lmt
SW-846 6010A	Arsenic (As), Solid	<5	5	mg/Kg	09/27/96	gag
SW-846 6010A	Barium (Ba), Solid	96	1	mg/Kg	09/27/96	gag
SW-846 6010A	Cadmium (Cd), Solid	<0.5	0.5	mg/Kg	09/27/96	gag
SW-846 6010A	Chromium (Cr), Solid	7	1	mg/Kg	09/27/96	gag
SW-846 6010A	Lead (Pb), Solid	5	5	mg/Kg	09/27/96	gag
SW-846 7471	Mercury (Hg), Solid	<0.10	0.10	mg/Kg	09/27/96	lmt
SW-846 6010A	Selenium (Se), Solid	<10	10	mg/Kg	09/27/96	gag
SW-846 6010A	Silver (Ag), Solid	<1	1	mg/Kg	09/27/96	gag
EPA 418.1	Total Recoverable Petroleum Hydrocarbons, Solid	34	10.	mg/Kg	10/03/96	jbd
SW-846 3550	Extraction (Ultrasonic) PCBs					
	Ultrasonic Extraction	Complete			09/25/96	jbd
SW-846 8080	PCB Analysis					
	Aroclor 1016, Solid	ND	17	ug/Kg	09/26/96	smc
	Aroclor 1221, Solid	ND	17	ug/Kg	09/26/96	smc
	Aroclor 1232, Solid	ND	17	ug/Kg	09/26/96	smc
	Aroclor 1242, Solid	ND	17	ug/Kg	09/26/96	smc
	Aroclor 1248, Solid	ND	17	ug/Kg	09/26/96	smc
	Aroclor 1254, Solid	ND	17	ug/Kg	09/26/96	smc
	Aroclor 1260, Solid	ND	17	ug/Kg	09/26/96	smc
	Aroclor 1262, Solid	ND	17	ug/Kg	09/26/96	smc
	Aroclor 1268, Solid	ND	17	ug/Kg	09/26/96	smc
SW-846 3550	Extraction (Ultrasonic) SVOCs					
	Ultrasonic Extraction	Complete			09/25/96	jbd
SW-846 8270	Semivolatile Organics					
	Acenaphthene, Solid	ND	330	ug/Kg	10/02/96	dmj
	Acenaphthylene, Solid	ND	330	ug/Kg	10/02/96	dmj
	Anthracene, Solid	ND	330	ug/Kg	10/02/96	dmj
	Benzidine, Solid	ND	1650	ug/Kg	10/02/96	dmj
	Benzo(a)anthracene, Solid	ND	330	ug/Kg	10/02/96	dmj
	Benzo(b)fluoranthene, Solid	ND	330	ug/Kg	10/02/96	dmj

The analytical results, opinions or interpretations contained in this report are based upon information and material supplied by the client for whose exclusive and confidential use this report has been made. The analytical results, opinions or interpretations expressed represent the best judgment of Core Laboratories. Core Laboratories, however, makes no warranty or representation, express or implied, of any type, and expressly disclaims same as to the productivity, proper operations or profitableness of any oil, gas, coal or other mineral, property, well, or sand in connection with which such report is used or relied upon for any reason whatsoever. This report shall not be reproduced, in whole or in part, without the written approval of Core Laboratories.

CORE LABORATORIES

LABORATORY TEST RESULTS

Job Number: 962614 Date: 10/14/96

CUSTOMER: Daniel B. Stephens & Associates PROJECT: 6033.3 ENRON ROSWELL ATTN: Bob Marley

Customer Sample ID: MW-15 @ 50
Date Sampled.....: 09/19/96
Time Sampled.....: 19:20
Sample Matrix.....: Soil

Laboratory Sample ID: 962614-6
Date Received.....: 09/21/96
Time Received.....: 10:10

TEST METHOD	PARAMETER/TEST DESCRIPTION	SAMPLE RESULT	REPORTING LIMIT	UNITS	DATE	TECH
	Benzo(k)fluoranthene, Solid	ND	330	ug/Kg	10/02/96	dmj
	Benzo(ghi)perylene, Solid	ND	330	ug/Kg	10/02/96	dmj
	Benzo(a)pyrene, Solid	ND	330	ug/Kg	10/02/96	dmj
	Benzyl alcohol, Solid	ND	330	ug/Kg	10/02/96	dmj
	Butyl benzyl phthalate, Solid	ND	330	ug/Kg	10/02/96	dmj
	Bis(2-chloroethoxy)methane, Solid	ND	330	ug/Kg	10/02/96	dmj
	Bis(2-chloroethyl)ether, Solid	ND	330	ug/Kg	10/02/96	dmj
	Bis(2-chloroisopropyl)ether, Solid	ND	330	ug/Kg	10/02/96	dmj
	Bis(2-ethylhexyl)phthalate, Solid	ND	330	ug/Kg	10/02/96	dmj
	4-Bromophenyl phenyl ether, Solid	ND	330	ug/Kg	10/02/96	dmj
	4-Chloroaniline, Solid	ND	330	ug/Kg	10/02/96	dmj
	2-Chloronaphthalene, Solid	ND	330	ug/Kg	10/02/96	dmj
	4-Chlorophenyl phenyl ether, Solid	ND	330	ug/Kg	10/02/96	dmj
	Chrysene, Solid	ND	330	ug/Kg	10/02/96	dmj
	Dibenzo(a,h)anthracene, Solid	ND	330	ug/Kg	10/02/96	dmj
	Dibenzofuran, Solid	ND	330	ug/Kg	10/02/96	dmj
	1,2-Dichlorobenzene, Solid	ND	330	ug/Kg	10/02/96	dmj
	1,3-Dichlorobenzene, Solid	ND	330	ug/Kg	10/02/96	dmj
	1,4-Dichlorobenzene, Solid	ND	330	ug/Kg	10/02/96	dmj
	3,3-Dichlorobenzidine, Solid	ND	330	ug/Kg	10/02/96	dmj
	Diethyl phthalate, Solid	ND	330	ug/Kg	10/02/96	dmj
	Dimethyl phthalate, Solid	ND	330	ug/Kg	10/02/96	dmj
	Di-n-butyl phthalate, Solid	ND	330	ug/Kg	10/02/96	dmj
	Di-n-octyl phthalate, Solid	ND	330	ug/Kg	10/02/96	dmj
	2,4-Dinitrotoluene, Solid	ND	330	ug/Kg	10/02/96	dmj
	2,6-Dinitrotoluene, Solid	ND	330	ug/Kg	10/02/96	dmj
	Fluoranthene, Solid	ND	330	ug/Kg	10/02/96	dmj
	Fluorene, Solid	ND	330	ug/Kg	10/02/96	dmj
	Hexachlorobenzene, Solid	ND	330	ug/Kg	10/02/96	dmj
	Hexachlorobutadiene, Solid	ND	330	ug/Kg	10/02/96	dmj
	Hexachlorocyclopentadiene, Solid	ND	330	ug/Kg	10/02/96	dmj
	Hexachloroethane, Solid	ND	330	ug/Kg	10/02/96	dmj
	Indeno(1,2,3-cd)pyrene, Solid	ND	330	ug/Kg	10/02/96	dmj
	Isophorone, Solid	ND	330	ug/Kg	10/02/96	dmj
	2-Methylnaphthalene, Solid	ND	330	ug/Kg	10/02/96	dmj
	Naphthalene, Solid	ND	330	ug/Kg	10/02/96	dmj
	o-Nitroaniline, Solid	ND	1650	ug/Kg	10/02/96	dmj
	m-Nitroaniline, Solid	ND	1650	ug/Kg	10/02/96	dmj
	p-Nitroaniline, Solid	ND	1650	ug/Kg	10/02/96	dmj
	Nitrobenzene, Solid	ND	330	ug/Kg	10/02/96	dmj
	n-Nitrosodi-n-propylamine, Solid	ND	330	ug/Kg	10/02/96	dmj
	n-Nitrosodiphenylamine, Solid	ND	330	ug/Kg	10/02/96	dmj
	Phenanthrene, Solid	ND	330	ug/Kg	10/02/96	dmj
	Pyrene, Solid	ND	330	ug/Kg	10/02/96	dmj
	1,2,4-Trichlorobenzene, Solid	ND	330	ug/Kg	10/02/96	dmj
	Benzoic acid, Solid	ND	1650	ug/Kg	10/02/96	dmj
	4-Chloro-3-methylphenol, Solid	ND	330	ug/Kg	10/02/96	dmj
	2-Chlorophenol, Solid	ND	330	ug/Kg	10/02/96	dmj
	2,4-Dichlorophenol, Solid	ND	330	ug/Kg	10/02/96	dmj

The analytical results, opinions or interpretations contained in this report are based upon information and material supplied by the client for whose exclusive and confidential use this report has been made. The analytical results, opinions or interpretations expressed represent the best judgment of Core Laboratories. Core Laboratories, however, makes no warranty or representation, express or implied, of any type, and expressly disclaims same as to the productivity, proper operations or profitableness of any oil, gas, coal or other mineral, property, well or sand in connection with which such report is used or relied upon for any reason whatsoever. This report shall not be reproduced, in whole or in part, without the written approval of Core Laboratories.

CORE LABORATORIES

LABORATORY TEST RESULTS

Job Number: 962614 Date: 10/14/96

CUSTOMER: Daniel B. Stephens & Associates PROJECT: 6033.3 ENRON ROSWELL ATTN: Bob Marley

Customer Sample ID: MW-15 @ 50
Date Sampled.....: 09/19/96
Time Sampled.....: 19:20
Sample Matrix.....: Soil

Laboratory Sample ID: 962614-6
Date Received.....: 09/21/96
Time Received.....: 10:10

TEST METHOD	PARAMETER/TEST DESCRIPTION	SAMPLE RESULT	REPORTING LIMIT	UNITS	DATE	TECH
	2,4-Dimethylphenol, Solid	ND	330	ug/Kg	10/02/96	dmj
	2,4-Dinitrophenol, Solid	ND	1650	ug/Kg	10/02/96	dmj
	2-Methyl-4,6-dinitrophenol, Solid	ND	1650	ug/Kg	10/02/96	dmj
	2-Methylphenol (o-cresol), Solid	ND	330	ug/Kg	10/02/96	dmj
	4-Methylphenol (p-cresol), Solid	ND	330	ug/Kg	10/02/96	dmj
	2-Nitrophenol, Solid	ND	330	ug/Kg	10/02/96	dmj
	4-Nitrophenol, Solid	ND	1650	ug/Kg	10/02/96	dmj
	Pentachlorophenol, Solid	ND	1650	ug/Kg	10/02/96	dmj
	Phenol, Solid	ND	330	ug/Kg	10/02/96	dmj
	2,4,5-Trichlorophenol, Solid	ND	330	ug/Kg	10/02/96	dmj
	2,4,6-Trichlorophenol, Solid	ND	330	ug/Kg	10/02/96	dmj
SW-846 8240	Volatile Organics					
	Acetone, Solid	ND	100.	ug/Kg	09/26/96	bfr
	Benzene, Solid	ND	1.	ug/Kg	09/26/96	bfr
	Bromodichloromethane, Solid	ND	5.	ug/Kg	09/26/96	bfr
	Bromoform, Solid	ND	5.	ug/Kg	09/26/96	bfr
	Bromomethane, Solid	ND	10.	ug/Kg	09/26/96	bfr
	Methyl ethyl ketone (2-Butanone), Solid	ND	100.	ug/Kg	09/26/96	bfr
	Carbon disulfide, Solid	ND	5.	ug/Kg	09/26/96	bfr
	Carbon tetrachloride, Solid	ND	5.	ug/Kg	09/26/96	bfr
	Chlorobenzene, Solid	ND	5.	ug/Kg	09/26/96	bfr
	Chloroethane, Solid	ND	10.	ug/Kg	09/26/96	bfr
	2-Chloroethylvinyl ether, Solid	ND	10.	ug/Kg	09/26/96	bfr
	Chloroform, Solid	ND	5.	ug/Kg	09/26/96	bfr
	Chloromethane, Solid	ND	10.	ug/Kg	09/26/96	bfr
	Dibromochloromethane, Solid	ND	5.	ug/Kg	09/26/96	bfr
	1,1-Dichloroethane, Solid	ND	5.	ug/Kg	09/26/96	bfr
	1,2-Dichloroethane, Solid	ND	5.	ug/Kg	09/26/96	bfr
	1,1-Dichloroethene, Solid	ND	5.	ug/Kg	09/26/96	bfr
	trans-1,2-Dichloroethene, Solid	ND	5.	ug/Kg	09/26/96	bfr
	1,2-Dichloropropane, Solid	ND	5.	ug/Kg	09/26/96	bfr
	cis-1,3-Dichloropropene, Solid	ND	5.	ug/Kg	09/26/96	bfr
	trans-1,3-Dichloropropene, Solid	ND	5.	ug/Kg	09/26/96	bfr
	Ethylbenzene, Solid	ND	5.	ug/Kg	09/26/96	bfr
	2-Hexanone, Solid	ND	50.	ug/Kg	09/26/96	bfr
	Methylene chloride, Solid	8	5.	ug/Kg	09/26/96	bfr
	4-Methyl-2-pentanone (MIBK), Solid	ND	50.	ug/Kg	09/26/96	bfr
	Styrene, Solid	ND	5.	ug/Kg	09/26/96	bfr
	1,1,2,2-Tetrachloroethane, Solid	ND	5.	ug/Kg	09/26/96	bfr
	Tetrachloroethene, Solid	ND	5.	ug/Kg	09/26/96	bfr
	Toluene, Solid	ND	5.	ug/Kg	09/26/96	bfr
	1,1,1-Trichloroethane, Solid	ND	5.	ug/Kg	09/26/96	bfr
	1,1,2-Trichloroethane, Solid	ND	5.	ug/Kg	09/26/96	bfr
	Trichloroethene, Solid	ND	5.	ug/Kg	09/26/96	bfr
	Vinyl acetate, Solid	ND	50.	ug/Kg	09/26/96	bfr
	Vinyl chloride, Solid	ND	10.	ug/Kg	09/26/96	bfr
	Xylenes (total), Solid	ND	5.	ug/Kg	09/26/96	bfr

The analytical results, opinions or interpretations contained in this report are based upon information and material supplied by the client for whose exclusive and confidential use this report has been made. The analytical results, opinions or interpretations expressed represent the best judgment of Core Laboratories. Core Laboratories, however, makes no warranty or representation, express or implied, of any type, and expressly disclaims same as to the productivity, proper operations or profitableness of any oil, gas, coal or other mineral, property, well or sand in connection with which such report is used or relied upon for any reason whatsoever. This report shall not be reproduced, in whole or in part, without the written approval of Core Laboratories.

CORE LABORATORIES

QUALITY CONTROL RESULTS

Job Number: 962614 Date: 10/14/96

CUSTOMER: Daniel B. Stephens & Associates PROJECT: 6033.3 ENRON ROSWELL ATTN: Bob Marley

Test Method.....: SW-846 6010A
Method Description.: Metals Analysis (ICAP)
Parameter.....: Arsenic (As)
Batch.....: 13816
Reporting Limit...: 0.01
Units.....: mg/L
Analyst...: gag

QC	Lab ID	Reagent	QC Result	QC Result	True Value	Orig. Value	Calc. Result	Units	Date/Time
ICV		960429Z	2.08329		2.00		104.2	% REC	09/27/96 1131
ICB		960614M	-0.00015						09/27/96 1313
ISB		960630H	1.02717		1.000		102.7	% REC	09/27/96 1322
CRI		960702Z	0.00118		0.002500		47.2	% REC	09/27/96 1330
MB		0927	-0.00485						09/27/96 1335
LCS		960097	0.79927		0.754		106.0	% REC	09/27/96 1337
MS	962524-1	960917G	0.99602		1.000	0.06416	93.2	% REC	09/27/96 1342
MSD	962524-1	960917G	1.04053	0.99602	1.000	0.06416	97.6	% REC	09/27/96 1344
							4.4	RPD	
MD	962524-2		0.06896			0.06521	5.6	RPD	09/27/96 1349
CCV		960821N	2.50965		2.5		100.4	% REC	09/27/96 1400
CCB		960614M	-0.00372						09/27/96 1415
SD	962524-3		0.01175			0.06987		% Diff.	09/27/96 1422
CRI		960702Z	-0.00308		0.002500		-123.2	% REC	09/27/96 1427
ISB		960630H	1.05158		1.000		105.2	% REC	09/27/96 1431
CCV		960821N	2.50944		2.5		100.4	% REC	09/27/96 1437
CCB		960614M	0.00231						09/27/96 1443
MD	962585-1		0.03995			0.04525	0.00530	ABS Diff.	09/27/96 1514
MS	962585-2	960917G	1.03331		1.000	0.05696	97.6	% REC	09/27/96 1520
CCV		960821N	2.54171		2.5		101.7	% REC	09/27/96 1529
CCB		960614M	-0.00186						09/27/96 1535
MB		0927	0.00116						09/27/96 1543
LCS		960097	0.75426		0.754		100.0	% REC	09/27/96 1547
CCV		960821N	2.54945		2.5		102.0	% REC	09/27/96 1617
CCB		960614M	-0.00306						09/27/96 1625
CCV		960821N	2.56320		2.5		102.5	% REC	09/27/96 1656
CCB		960614M	0.00426						09/27/96 1703
ISB		960630H	1.03396		1.000		103.4	% REC	09/27/96 1714
CCV		960821N	2.54761		2.5		101.9	% REC	09/27/96 1719
CCB		960614M	0.00082						09/27/96 1723

Test Method.....: SW-846 6010A
Method Description.: Metals Analysis (ICAP)
Parameter.....: Barium (Ba)
Batch.....: 13816
Reporting Limit...: 0.001
Units.....: mg/L
Analyst...: gag

QC	Lab ID	Reagent	QC Result	QC Result	True Value	Orig. Value	Calc. Result	Units	Date/Time
ICV		960725M	1.04853		1.00		104.9	% REC	09/27/96 1139
ICB		960614M	0.00023						09/27/96 1313
ISB		960630H	0.58069		0.5000		116.1	% REC	09/27/96 1322
CRI		960702Z	0.00610		0.005000		122.0	% REC	09/27/96 1330
MB		0927	0.00011						09/27/96 1335
LCS		960097	1.09320		1.06		103.1	% REC	09/27/96 1337
MD	962524-2		0.91622			0.90746	1.0	RPD	09/27/96 1349
CCV		960821N	5.17452		5.0		103.5	% REC	09/27/96 1400
CCB		960614M	0.00034						09/27/96 1415
SD	962524-3		0.13633			0.71228	4.3	% Diff.	09/27/96 1422
CRI		960702Z	0.00609		0.005000		121.8	% REC	09/27/96 1427
ISB		960630H	0.59111		0.5000		118.2	% REC	09/27/96 1431
CCV		960821N	5.15800		5.0		103.2	% REC	09/27/96 1437
CCB		960614M	0.00092						09/27/96 1443
MD	962585-1		1.94848			1.87131	4.0	RPD	09/27/96 1514

The analytical results, opinions or interpretations contained in this report are based upon information and material supplied by the client for whose exclusive and confidential use this report has been made. The analytical results, opinions or interpretations expressed represent the best judgment of Core Laboratories. Core Laboratories, however, makes no warranty or representation, express or implied, of any type, and expressly disclaims same as to the productivity, proper operations or profitableness of any oil, gas, coal or other mineral, property, well or sand in connection with which such report is used or relied upon for any reason whatsoever. This report shall not be reproduced, in whole or in part, without the written approval of Core Laboratories.

CORE LABORATORIES

QUALITY CONTROL RESULTS

Job Number: 962614 Date: 10/14/96

CUSTOMER: Daniel B. Stephens & Associates PROJECT: 6033.3 ENRON ROSWELL ATTN: Bob Marley

Test Method.....: SW-846 6010A
Method Description.: Metals Analysis (ICAP)
Parameter.....: Barium (Ba)
Batch.....: 13816
Reporting Limit...: 0.001
Units.....: mg/L
Analyst...: gag

QC	Lab ID	Reagent	QC Result	QC Result	True Value	Orig. Value	Calc. Result	Units	Date/Time
MS	962585-2	960917G	3.28408		1.000	2.15656	112.8	% REC	09/27/96 1520
CCV		960821N	5.18664		5.0		103.7	% REC	09/27/96 1529
CCB		960614M	0.00045						09/27/96 1535
MB		0927	0.00022						09/27/96 1543
LCS		960097	1.02818		1.06		97.0	% REC	09/27/96 1547
CCV		960821N	5.22753		5.0		104.6	% REC	09/27/96 1617
CCB		960614M	0.00046						09/27/96 1625
CCV		960821N	5.20801		5.0		104.2	% REC	09/27/96 1656
CCB		960614M	-0.00057						09/27/96 1703
ISB		960630H	0.57541		0.5000		115.1	% REC	09/27/96 1714
CCV		960821N	5.20570		5.0		104.1	% REC	09/27/96 1719
CCB		960614M	0.00057						09/27/96 1723

Test Method.....: SW-846 6010A
Method Description.: Metals Analysis (ICAP)
Parameter.....: Cadmium (Cd)
Batch.....: 13816
Reporting Limit...: 0.0005
Units.....: mg/L
Analyst...: gag

QC	Lab ID	Reagent	QC Result	QC Result	True Value	Orig. Value	Calc. Result	Units	Date/Time
ICV		960429Z	2.01820		2.00		100.9	% REC	09/27/96 1131
ICB		960614M	0.00023						09/27/96 1313
ISB		960630H	1.01038		1.000		101.0	% REC	09/27/96 1322
CRI		960702Z	0.00011		0.000500		22.0	% REC	09/27/96 1330
MB		0927	-0.00023						09/27/96 1335
LCS		960097	0.46084		0.454		101.5	% REC	09/27/96 1337
MS	962524-1	960917G	0.92801		1.000	0.00471	92.3	% REC	09/27/96 1342
MSD	962524-1	960917G	0.96183	0.92801	1.000	0.00471	95.7	% REC	09/27/96 1344
							3.6	RPD	
MD	962524-2		0.00508			0.00496	2.4	RPD	09/27/96 1349
CCV		960821N	0.97299		1.0		97.3	% REC	09/27/96 1400
CCB		960614M	-0.00036						09/27/96 1415
SD	962524-3		0.00056			0.00520		% Diff.	09/27/96 1422
CRI		960702Z	-0.00000		0.000500		0.0	% REC	09/27/96 1427
ISB		960630H	1.03789		1.000		103.8	% REC	09/27/96 1431
CCV		960821N	0.97846		1.0		97.8	% REC	09/27/96 1437
CCB		960614M	-0.00023						09/27/96 1443
MD	962585-1		0.00255			0.00299	15.9	RPD	09/27/96 1514
MS	962585-2	960917G	0.98180		1.000	0.00464	97.7	% REC	09/27/96 1520
CCV		960821N	0.98463		1.0		98.5	% REC	09/27/96 1529
CCB		960614M	-0.00007						09/27/96 1535
MB		0927	-0.00012						09/27/96 1543
LCS		960097	0.40844		0.454		90.0	% REC	09/27/96 1547
CCV		960821N	0.99919		1.0		99.9	% REC	09/27/96 1617
CCB		960614M	0.00030						09/27/96 1625
CCV		960821N	0.99723		1.0		99.7	% REC	09/27/96 1656
CCB		960614M	-0.00011						09/27/96 1703
ISB		960630H	1.01188		1.000		101.2	% REC	09/27/96 1714
CCV		960821N	1.00241		1.0		100.2	% REC	09/27/96 1719
CCB		960614M	0.00008						09/27/96 1723

The analytical results, opinions or interpretations contained in this report are based upon information and material supplied by the client for whose exclusive and confidential use this report has been made. The analytical results, opinions or interpretations expressed represent the best judgment of Core Laboratories. Core Laboratories, however, makes no warranty or representation, express or implied, of any type, and expressly disclaims same as to the productivity, proper operations or profitableness of any oil, gas, coal or other mineral, property, well or sand in connection with which such report is used or relied upon for any reason whatsoever. This report shall not be reproduced, in whole or in part, without the written approval of Core Laboratories.

CORE LABORATORIES

QUALITY CONTROL RESULTS

Job Number: 962614 Date: 10/14/96

CUSTOMER: Daniel B. Stephens & Associates PROJECT: 6033.3 ENRON ROSWELL ATTN: Bob Marley

Test Method.....: SW-846 6010A
Method Description.: Metals Analysis (ICAP)
Parameter.....: Chromium (Cr)
Batch.....: 13816
Reporting Limit...: 0.005
Units.....: mg/L
Analyst...: gag

QC	Lab ID	Reagent	QC Result	QC Result	True Value	Orig. Value	Calc. Result	Units	Date/Time
ICV		960429Z	1.96086		2.00		98.0	% REC	09/27/96 1131
ICB		960614M	0.00110						09/27/96 1313
ISB		960630H	0.51929		0.5000		103.9	% REC	09/27/96 1322
CRI		960702Z	0.00387		0.002500		154.8	% REC	09/27/96 1330
MB		0927	-0.00027						09/27/96 1335
LCS		960097	0.66785		0.71		94.1	% REC	09/27/96 1337
MS	962524-1	960917G	1.12288		1.000	0.15558	96.7	% REC	09/27/96 1342
MSD	962524-1	960917G	1.17757	1.12288	1.000	0.15558	102.2	% REC	09/27/96 1344
							4.8	RPD	
MD	962524-2		0.14231			0.13586	4.6	RPD	09/27/96 1349
CCV		960821N	2.50689		2.5		100.3	% REC	09/27/96 1400
CCB		960614M	0.00117						09/27/96 1415
SD	962524-3		0.02642			0.12342	-7.0	% Diff.	09/27/96 1422
CRI		960702Z	0.00204		0.002500		81.6	% REC	09/27/96 1427
ISB		960630H	0.56652		0.5000		113.3	% REC	09/27/96 1431
CCV		960821N	2.52304		2.5		100.9	% REC	09/27/96 1437
CCB		960614M	0.00000						09/27/96 1443
MD	962585-1		0.05692			0.06689	16.1	RPD	09/27/96 1514
MS	962585-2	960917G	1.20442		1.000	0.12325	108.1	% REC	09/27/96 1520
CCV		960821N	2.53977		2.5		101.6	% REC	09/27/96 1529
CCB		960614M	-0.00000						09/27/96 1535
MB		0927	0.00117						09/27/96 1543
LCS		960097	0.69157		0.71		97.4	% REC	09/27/96 1547
CCV		960821N	2.57016		2.5		102.8	% REC	09/27/96 1617
CCB		960614M	0.00058						09/27/96 1625
CCV		960821N	2.57633		2.5		103.1	% REC	09/27/96 1656
CCB		960614M	-0.00058						09/27/96 1703
ISB		960630H	0.55439		0.5000		110.9	% REC	09/27/96 1714
CCV		960821N	2.57368		2.5		102.9	% REC	09/27/96 1719
CCB		960614M	-0.00117						09/27/96 1723

Test Method.....: SW-846 6010A
Method Description.: Metals Analysis (ICAP)
Parameter.....: Lead (Pb)
Batch.....: 13816
Reporting Limit...: 0.003
Units.....: mg/L
Analyst...: gag

QC	Lab ID	Reagent	QC Result	QC Result	True Value	Orig. Value	Calc. Result	Units	Date/Time
ICV		960429Z	2.03052		2.00		101.5	% REC	09/27/96 1131
ICB		960614M	0.00039						09/27/96 1313
ISB		960630H	1.08076		1.000		108.1	% REC	09/27/96 1322
CRI		960702Z	0.00045		0.002500		18.0	% REC	09/27/96 1330
MB		0927	0.00178						09/27/96 1335
LCS		960097	0.53934		0.535		100.8	% REC	09/27/96 1337
MS	962524-1	960917G	1.14576		1.000	0.12360	102.2	% REC	09/27/96 1342
MSD	962524-1	960917G	1.15462	1.14576	1.000	0.12360	103.1	% REC	09/27/96 1344
							0.8	RPD	
MD	962524-2		0.12776			0.12510	2.1	RPD	09/27/96 1349
CCV		960821N	0.98309		1.0		98.3	% REC	09/27/96 1400
CCB		960614M	0.00247						09/27/96 1415
SD	962524-3		0.02898			0.14046		% Diff.	09/27/96 1422
CRI		960702Z	0.00439		0.002500		175.6	% REC	09/27/96 1427
ISB		960630H	1.12534		1.000		112.5	% REC	09/27/96 1431

The analytical results, opinions or interpretations contained in this report are based upon information and material supplied by the client for whose exclusive and confidential use this report has been made. The analytical results, opinions or interpretations expressed represent the best judgment of Core Laboratories. Core Laboratories, however, makes no warranty or representation, express or implied, of any type, and expressly disclaims same as to the productivity, proper operations or profitableness of any oil, gas, coal or other mineral, property, well or sand in connection with which such report is used or relied upon for any reason whatsoever. This report shall not be reproduced, in whole or in part, without the written approval of Core Laboratories.

CORE LABORATORIES

QUALITY CONTROL RESULTS

Job Number: 962614 Date: 10/14/96

CUSTOMER: Daniel B. Stephens & Associates PROJECT: 6033.3 ENRON ROSWELL ATTN: Bob Marley

Test Method.....: SW-846 6010A
Method Description.: Metals Analysis (ICAP)
Parameter.....: Lead (Pb)
Batch.....: 13816
Reporting Limit...: 0.003
Units.....: mg/L
Analyst...: gag

QC	Lab ID	Reagent	QC Result	QC Result	True Value	Orig. Value	Calc. Result	Units	Date/Time
CCV		960821N	0.99798		1.0		99.8	% REC	09/27/96 1437
CCB		960614M	0.00118						09/27/96 1443
MD	962585-1		0.05820			0.05549	4.8	RPD	09/27/96 1514
MS	962585-2	960917G	1.15662		1.000	0.09725	105.9	% REC	09/27/96 1520
CCV		960821N	1.00240		1.0		100.2	% REC	09/27/96 1529
CCB		960614M	0.00225						09/27/96 1535
MB		0927	-0.00104						09/27/96 1543
LCS		960097	0.54539		0.535		101.9	% REC	09/27/96 1547
CCV		960821N	1.01656		1.0		101.7	% REC	09/27/96 1617
CCB		960614M	-0.00003						09/27/96 1625
CCV		960821N	1.01773		1.0		101.8	% REC	09/27/96 1656
CCB		960614M	-0.00189						09/27/96 1703
ISB		960630H	1.10445		1.000		110.4	% REC	09/27/96 1714
CCV		960821N	1.01542		1.0		101.5	% REC	09/27/96 1719
CCB		960614M	0.00029						09/27/96 1723

Test Method.....: SW-846 6010A
Method Description.: Metals Analysis (ICAP)
Parameter.....: Selenium (Se)
Batch.....: 13816
Reporting Limit...: 0.01
Units.....: mg/L
Analyst...: gag

QC	Lab ID	Reagent	QC Result	QC Result	True Value	Orig. Value	Calc. Result	Units	Date/Time
ICV		960429Z	2.08901		2.00		104.5	% REC	09/27/96 1131
ICB		960614M	0.00623						09/27/96 1313
ISB		960630H	1.12223		1.000		112.2	% REC	09/27/96 1322
CRI		960702Z	0.01146		0.002500		458.4	% REC	09/27/96 1330
MB		0927	0.00155						09/27/96 1335
LCS		960097	0.72240		0.723		99.9	% REC	09/27/96 1337
MS	962524-1	960917G	0.97673		1.000	0.01875	95.8	% REC	09/27/96 1342
MSD	962524-1	960917G	0.99081	0.97673	1.000	0.01875	97.2	% REC	09/27/96 1344
							1.4	RPD	
MD	962524-2		0.02415			0.02615	0.00200	ABS Diff.	09/27/96 1349
CCV		960821N	2.53613		2.5		101.4	% REC	09/27/96 1400
CCB		960614M	0.00254						09/27/96 1415
SD	962524-3		0.00129			0.02447		% Diff.	09/27/96 1422
CRI		960702Z	-0.00325		0.002500		-130.0	% REC	09/27/96 1427
ISB		960630H	1.15020		1.000		115.0	% REC	09/27/96 1431
CCV		960821N	2.51679		2.5		100.7	% REC	09/27/96 1437
CCB		960614M	-0.00669						09/27/96 1443
MD	962585-1		0.01693			0.01583	0.00110	ABS Diff.	09/27/96 1514
MS	962585-2	960917G	0.99074		1.000	0.01870	97.2	% REC	09/27/96 1520
CCV		960821N	2.53340		2.5		101.3	% REC	09/27/96 1529
CCB		960614M	0.00881						09/27/96 1535
MB		0927	-0.00338						09/27/96 1543
LCS		960097	0.70585		0.723		97.6	% REC	09/27/96 1547
CCV		960821N	2.55962		2.5		102.4	% REC	09/27/96 1617
CCB		960614M	0.00451						09/27/96 1625
CCV		960821N	2.54906		2.5		102.0	% REC	09/27/96 1656
CCB		960614M	-0.00619						09/27/96 1703
ISB		960630H	1.11531		1.000		111.5	% REC	09/27/96 1714
CCV		960821N	2.55668		2.5		102.3	% REC	09/27/96 1719
CCB		960614M	-0.00477						09/27/96 1723

The analytical results, opinions or interpretations contained in this report are based upon information and material supplied by the client for whose exclusive and confidential use this report has been made. The analytical results, opinions or interpretations expressed represent the best judgment of Core Laboratories. Core Laboratories, however, makes no warranty or representation, express or implied, of any type, and expressly disclaims same as to the productivity, proper operations or profitableness of any oil, gas, coal or other mineral property, well or sand in connection with which such report is used or relied upon for any reason whatsoever. This report shall not be reproduced, in whole or in part, without the written approval of Core Laboratories.

CORE LABORATORIES

QUALITY CONTROL RESULTS

Job Number: 962614 Date: 10/14/96

CUSTOMER: Daniel B. Stephens & Associates PROJECT: 6033.3 ENRON ROSWELL ATTN: Bob Marley

Test Method.....: SW-846 6010A
Method Description.: Metals Analysis (ICAP)
Parameter.....: Silver (Ag)
Batch.....: 13816
Reporting Limit...: 0.005
Units.....: mg/L
Analyst...: gag

QC	Lab ID	Reagent	QC Result	QC Result	True Value	Orig. Value	Calc. Result	Units	Date/Time
ICV		960725M	1.03663		1.00		103.7	% REC	09/27/96 1139
ICB		960614M	0.00449						09/27/96 1313
ISB		960630H	1.18739		1.000		118.7	% REC	09/27/96 1322
CRI		960702Z	0.00372		0.005000		74.4	% REC	09/27/96 1330
MB		0927	0.00205						09/27/96 1335
LCS		960097	1.30088		1.16		112.1	% REC	09/27/96 1337
MS	962524-1	960917G	1.04311		1.000	-0.00037	104.3	% REC	09/27/96 1342
MSD	962524-1	960917G	1.11836	1.04311	1.000	-0.00037	111.9	% REC	09/27/96 1344
							7.0	RPD	
MD	962524-2		0.00124			0.00099	0.00025	ABS Diff.	09/27/96 1349
CCV		960816Z	2.57934		2.500		103.2	% REC	09/27/96 1353
CCB		960614M	0.00052						09/27/96 1415
SD	962524-3		-0.00326			-0.00309		% Diff.	09/27/96 1422
CRI		960702Z	-0.00233		0.005000		-46.6	% REC	09/27/96 1427
ISB		960630H	1.06526		1.000		106.5	% REC	09/27/96 1431
CCV		960816Z	2.56378		2.500		102.6	% REC	09/27/96 1434
CCB		960614M	-0.00177						09/27/96 1443
MD	962585-1		-0.00112			-0.00257	0.00145	ABS Diff.	09/27/96 1514
MS	962585-2	960917G	1.03693		1.000	-0.00246	103.9	% REC	09/27/96 1520
CCV		960816Z	2.60317		2.500		104.1	% REC	09/27/96 1527
CCB		960614M	0.00037						09/27/96 1535
MB		0927	-0.00021						09/27/96 1543
LCS		960097	1.04190		1.16		89.8	% REC	09/27/96 1547
CCV		960816Z	2.60890		2.500		104.4	% REC	09/27/96 1615
CCB		960614M	0.00076						09/27/96 1625
CCV		960816Z	2.60601		2.500		104.2	% REC	09/27/96 1654
CCB		960614M	0.00033						09/27/96 1703
ISB		960630H	1.06261		1.000		106.3	% REC	09/27/96 1714
CCV		960816Z	2.61572		2.500		104.6	% REC	09/27/96 1716
CCB		960614M	-0.00068						09/27/96 1723

Test Method.....: SW-846 7471
Method Description.: Mercury (CVAA)
Parameter.....: Mercury (Hg)
Batch.....: 13828
Reporting Limit...: 0.0002
Units.....: mg/L
Analyst...: lmt

QC	Lab ID	Reagent	QC Result	QC Result	True Value	Orig. Value	Calc. Result	Units	Date/Time
ICV		960624G	0.003798		0.004000		95.0	% REC	09/27/96 1000
ICB		09276	0.000041						09/27/96 1003
MB		0926	0.000041						09/27/96 1005
MD	962604-1		0.000041			0.000041	0.00000	ABS Diff.	09/27/96 1011
MS	962604-2	950929N	0.004847		0.005000	0.000041	96.1	% REC	09/27/96 1016
CCV		950929N	0.004934		0.005000		98.7	% REC	09/27/96 1032
CCB		09276	0.000041						09/27/96 1035
EB		1312	0.000041						09/27/96 1051
SB		950929N	0.004585		0.005000		91.7	% REC	09/27/96 1054
ED	962497-1		0.000958			0.000958	0.00000	ABS Diff.	09/27/96 1059
MS	962497-1	950929N	0.006158		0.005000	0.000958	104.0	% REC	09/27/96 1102
CCV		950929N	0.005371		0.005000		107.4	% REC	09/27/96 1105
CCB		09276	0.000041						09/27/96 1107
MD	962497-1		0.000915			0.000958	0.00004	ABS Diff.	09/27/96 1110
MB		0926	0.000041						09/27/96 1113

The analytical results, opinions or interpretations contained in this report are based upon information and material supplied by the client for whose exclusive and confidential use this report has been made. The analytical results, opinions or interpretations expressed represent the best judgment of Core Laboratories. Core Laboratories, however, makes no warranty or representation, express or implied, of any type, and expressly disclaims same as to the productivity, proper operations or profitableness of any oil, gas, coal or other mineral, property, well or sand in connection with which such report is used or relied upon for any reason whatsoever. This report shall not be reproduced, in whole or in part, without the written approval of Core Laboratories.

CORE LABORATORIES

QUALITY CONTROL RESULTS

Job Number: 962614 Date: 10/14/96

CUSTOMER: Daniel B. Stephens & Associates PROJECT: 6033.3 ENRON ROSWELL ATTN: Bob Marley

Test Method.....: SW-846 7471 Batch.....: 13828 Analyst...: lmt
Method Description.: Mercury (CVAA) Reporting Limit...: 0.0002
Parameter.....: Mercury (Hg) Units.....: mg/L

QC	Lab ID	Reagent	QC Result	QC Result	True Value	Orig. Value	Calc. Result	Units	Date/Time
MD	962585-1		0.000041			0.000041	0.00000	ABS Diff.	09/27/96 1118
MS	962585-8	950929N	0.005065		0.005000	0.000041	100.5	% REC	09/27/96 1126
CCV		950929N	0.005065		0.005000		101.3	% REC	09/27/96 1137
CCB		09276	0.000041						09/27/96 1139
LCS		960097	0.001789		0.00150		119.3	% REC	09/27/96 1148
CCV		950929N	0.005371		0.005000		107.4	% REC	09/27/96 1206
CCB		09276	0.000041						09/27/96 1209

Test Method.....: EPA 418.1 Batch.....: 14123 Analyst...: jbd
Method Description.: Total Recoverable Petroleum Hydrocarbons Reporting Limit...: 1.
Parameter.....: Total Recoverable Petroleum Hydrocarbons Units.....: mg/L

QC	Lab ID	Reagent	QC Result	QC Result	True Value	Orig. Value	Calc. Result	Units	Date/Time
ICB		R092396M	0						10/03/96 0900
MB		R092396M	0						10/03/96 0900
CCB		R092396M	0						10/03/96 0900
ICV		940114	43		44		97.7	% REC	10/03/96 0900
CCV		X960923C	54		50		108.0	% REC	10/03/96 0900
MD	962638-3		35			36	2.8	RPD	10/03/96 0900

The analytical results, opinions or interpretations contained in this report are based upon information and material supplied by the client for whose exclusive and confidential use this report has been made. The analytical results, opinions or interpretations expressed represent the best judgment of Core Laboratories. Core Laboratories, however, makes no warranty or representation, express or implied, of any type, and expressly disclaims same as to the productivity, proper operations or profitableness of any oil, gas, coal or other mineral, property, well or sand in connection with which such report is used or relied upon for any reason whatsoever. This report shall not be reproduced, in whole or in part, without the written approval of Core Laboratories.

CORE LABORATORIES

QUALITY CONTROL RESULTS

Job Number: 962614 Date: 10/14/96

CUSTOMER: Daniel B. Stephens & Associates PROJECT: 6033.3 ENRON ROSWELL ATTN: Bob Marley

QC Type	Description	Reag. Code	Lab ID	Dilution Factor	Date	Time

Test Method.....: SW-846 8240 Batch.....: 13792 Analyst ...: bfr
Method Description.: Volatile Organics Units.....: ug/L

MB	Method Blank	BIP03			09/26/96	0208

Parameter/Test Description	QC Result	QC Result	Rep. Limit	True Value	Orig. Value	Calc. Result	Units
Acetone	ND		100.				
Benzene	ND		1.				
Bromodichloromethane	ND		5.				
Bromoform	ND		5.				
Bromomethane	ND		10.				
Methyl ethyl ketone (2-Butanone)	ND		100.				
Carbon disulfide	ND		5.				
Carbon tetrachloride	ND		5.				
Chlorobenzene	ND		5.				
Chloroethane	ND		10.				
2-Chloroethylvinyl ether	ND		10.				
Chloroform	ND		5.				
Chloromethane	ND		10.				
Dibromochloromethane	ND		5.				
1,1-Dichloroethane	ND		5.				
1,2-Dichloroethane	ND		5.				
1,1-Dichloroethene	ND		5.				
trans-1,2-Dichloroethene	ND		5.				
1,2-Dichloropropane	ND		5.				
cis-1,3-Dichloropropene	ND		5.				
trans-1,3-Dichloropropene	ND		5.				
Ethylbenzene	ND		5.				
2-Hexanone	ND		50.				
Methylene chloride	ND		5.				
4-Methyl-2-pentanone (MIBK)	ND		50.				
Styrene	ND		5.				
1,1,2,2-Tetrachloroethane	ND		5.				
Tetrachloroethene	ND		5.				
Toluene	ND		5.				
1,1,1-Trichloroethane	ND		5.				
1,1,2-Trichloroethane	ND		5.				
Trichloroethene	ND		5.				
Vinyl acetate	ND		50.				
Vinyl chloride	ND		10.				
Xylenes (total)	ND		5.				

MS	Matrix Spike	V9609260	962614-6		09/26/96	0443

Parameter/Test Description	QC Result	QC Result	Rep. Limit	True Value	Orig. Value	Calc. Result	Units
Benzene	50.91		1.	49.30	ND	103.3	% REC
Chlorobenzene	51.07		5.	50.200	ND	101.7	% REC
1,1-Dichloroethene	56.42		5.	48.95	ND	115.3	% REC
Toluene	52.18		5.	50.100	ND	104.2	% REC
Trichloroethene	51.01		5.	49.75	ND	102.5	% REC

The analytical results, opinions or interpretations contained in this report are based upon information and material supplied by the client for whose exclusive and confidential use this report has been made. The analytical results, opinions or interpretations expressed represent the best judgment of Core Laboratories. Core Laboratories, however, makes no warranty or representation, express or implied, of any type, and expressly disclaims same as to the productivity, proper operations or profitableness of any oil, gas, coal or other mineral property, well or sand in connection with which such report is used or relied upon for any reason whatsoever. This report shall not be reproduced, in whole or in part, without the written approval of Core Laboratories.

CORE LABORATORIES

QUALITY CONTROL RESULTS

Job Number: 962614 Date: 10/14/96

CUSTOMER: Daniel B. Stephens & Associates PROJECT: 6033.3 ENRON ROSWELL ATTN: Bob Marley

QC Type	Description	Reag. Code	Lab ID	Dilution Factor	Date	Time
MSD	Matrix Spike Duplicate	V960926D	962614-6		09/26/96	0512

Parameter/Test Description	QC Result	QC Result	Rep. Limit	True Value	Orig. Value	Calc. Result	Units
Benzene	55.34	50.91	1.	49.30	ND	112.3	% REC
						8.3	RPD
Chlorobenzene	55.21	51.07	5.	50.200	ND	110.0	% REC
						7.8	RPD
1,1-Dichloroethene	61.96	56.42	5.	48.95	ND	126.6	% REC
						9.4	RPD
Toluene	58.15	52.18	5.	50.100	ND	116.1	% REC
						10.8	RPD
Trichloroethene	55.40	51.01	5.	49.75	ND	111.4	% REC
						8.3	RPD

Test Method.....: SW-846 8080 Batch.....: 13889 Analyst ...: smc
Method Description.: PCB Analysis Units.....: ug/L

MB	Method Blank	1923			09/26/96	2006

Parameter/Test Description	QC Result	QC Result	Rep. Limit	True Value	Orig. Value	Calc. Result	Units
Aroclor 1016	ND		0.5				
Aroclor 1221	ND		0.5				
Aroclor 1232	ND		0.5				
Aroclor 1242	ND		0.5				
Aroclor 1248	ND		0.5				
Aroclor 1254	ND		0.5				
Aroclor 1260	ND		0.5				
Aroclor 1262	ND		0.5				
Aroclor 1268	ND		0.5				

Test Method.....: SW-846 8270 Batch.....: 14159 Analyst ...: dmj
Method Description.: Semivolatile Organics Units.....: ug/L

MB	Method Blank	MB1921			10/01/96	1405

Parameter/Test Description	QC Result	QC Result	Rep. Limit	True Value	Orig. Value	Calc. Result	Units
Acenaphthene	ND		10.				
Acenaphthylene	ND		10.				
Anthracene	ND		10.				
Benzidine	ND		50.				
Benzo(a)anthracene	ND		10.				
Benzo(b)fluoranthene	ND		10.				
Benzo(k)fluoranthene	ND		10.				
Benzo(ghi)perylene	ND		10.				
Benzo(a)pyrene	ND		10.				
Benzyl alcohol	ND		20.				
Butyl benzyl phthalate	ND		10.				
Bis(2-chloroethoxy)methane	ND		10.				

The analytical results, opinions or interpretations contained in this report are based upon information and material supplied by the client for whose exclusive and confidential use this report has been made. The analytical results, opinions or interpretations expressed represent the best judgment of Core Laboratories. Core Laboratories, however, makes no warranty or representation, express or implied, of any type, and expressly disclaims same as to the productivity, proper operations or profitableness of any oil, gas, coal or other mineral, property, well or sand in connection with which such report is used or relied upon for any reason whatsoever. This report shall not be reproduced, in whole or in part, without the written approval of Core Laboratories.

CORE LABORATORIES

QUALITY CONTROL RESULTS

Job Number: 962614 Date: 10/14/96

CUSTOMER: Daniel B. Stephens & Associates PROJECT: 6033.3 ENRON ROSWELL ATTN: Bob Marley

QC Type	Description	Reag. Code	Lab ID	Dilution Factor	Date	Time
MB	Method Blank	MB1921			10/01/96	1405

Parameter/Test Description	QC Result	QC Result	Rep. Limit	True Value	Orig. Value	Calc. Result	Units
Bis(2-chloroethyl)ether	ND		10.				
Bis(2-chloroisopropyl)ether	ND		10.				
Bis(2-ethylhexyl)phthalate	ND		10.				
4-Bromophenyl phenyl ether	ND		10.				
4-Chloroaniline	ND		10.				
2-Chloronaphthalene	ND		10.				
4-Chlorophenyl phenyl ether	ND		10.				
Chrysene	ND		10.				
Dibenzo(a,h)anthracene	ND		10.				
Dibenzofuran	ND		10.				
1,2-Dichlorobenzene	ND		10.				
1,3-Dichlorobenzene	ND		10.				
1,4-Dichlorobenzene	ND		10.				
3,3-Dichlorobenzidine	ND		20.				
Diethyl phthalate	ND		10.				
Dimethyl phthalate	ND		10.				
Di-n-butyl phthalate	1.46		10.				
Di-n-octyl phthalate	ND		10.				
2,4-Dinitrotoluene	ND		10.				
2,6-Dinitrotoluene	ND		10.				
Fluoranthene	ND		10.				
Fluorene	ND		10.				
Hexachlorobenzene	ND		10.				
Hexachlorobutadiene	ND		10.				
Hexachlorocyclopentadiene	ND		10.				
Hexachloroethane	ND		10.				
Indeno(1,2,3-cd)pyrene	ND		10.				
Isophorone	ND		10.				
2-Methylnaphthalene	ND		10.				
Naphthalene	ND		10.				
o-Nitroaniline	ND		50.				
m-Nitroaniline	ND		50.				
p-Nitroaniline	ND		50.				
Nitrobenzene	ND		10.				
n-Nitrosodi-n-propylamine	ND		10.				
n-Nitrosodiphenylamine	ND		10.				
Phenanthrene	ND		10.				
Pyrene	ND		10.				
1,2,4-Trichlorobenzene	ND		10.				
Benzoic acid	ND		50.				
4-Chloro-3-methylphenol	ND		10.				
2-Chlorophenol	ND		10.				
2,4-Dichlorophenol	ND		10.				
2,4-Dimethylphenol	ND		10.				
2,4-Dinitrophenol	ND		50.				
2-Methyl-4,6-dinitrophenol	ND		50.				
2-Methylphenol (o-cresol)	ND		10.				
4-Methylphenol (p-cresol)	ND		10.				
2-Nitrophenol	ND		10.				
4-Nitrophenol	ND		50.				
Pentachlorophenol	ND		50.				
Phenol	ND		10.				
2,4,5-Trichlorophenol	ND		10.				

The analytical results, opinions or interpretations contained in this report are based upon information and material supplied by the client for whose exclusive and confidential use this report has been made. The analytical results, opinions or interpretations expressed represent the best judgment of Core Laboratories. Core Laboratories, however, makes no warranty or representation, express or implied, of any type, and expressly disclaims same as to the productivity, proper operations or profitableness of any oil, gas, coal or other mineral, property, well or sand in connection with which such report is used or relied upon for any reason whatsoever. This report shall not be reproduced, in whole or in part, without the written approval of Core Laboratories.

CORE LABORATORIES

QUALITY CONTROL RESULTS

Job Number: 962614 Date: 10/14/96

CUSTOMER: Daniel B. Stephens & Associates PROJECT: 6033.3 ENRON ROSWELL ATTN: Bob Marley

QC Type	Description	Reag. Code	Lab ID	Dilution Factor	Date	Time
MB	Method Blank	MB1921			10/01/96	1405

Parameter/Test Description	QC Result	QC Result	Rep. Limit	True Value	Orig. Value	Calc. Result	Units
2,4,6-Trichlorophenol	ND		10.				

The analytical results, opinions or interpretations contained in this report are based upon information and material supplied by the client for whose exclusive and confidential use this report has been made. The analytical results, opinions or interpretations expressed represent the best judgment of Core Laboratories. Core Laboratories, however, makes no warranty or representation, express or implied, of any type, and expressly disclaims same as to the productivity, proper operations or profitableness of any oil, gas, coal or other mineral, property, well or sand in connection with which such report is used or relied upon for any reason whatsoever. This report shall not be reproduced, in whole or in part, without the written approval of Core Laboratories.

CORE LABORATORIES

SURROGATE RECOVERIES REPORT

Job Number.: 962614 Report Date: 10/14/96

CUSTOMER: Daniel B. Stephens & Associates PROJECT: 6033.3 ENRON ROSWELL ATTN: Bob Marley

Method.....: SW-846 8240 Batch.....: 13792
Method Code.....: 8240 Analyst.....: bfr

Surrogate	Units
4-Bromofluorobenzene	ug/L

Lab ID	Matrix	QC Type	Dilution	Result	True Value	Percent Recovery	Flag	Date	Time
	Solid	MB		51.28	50.179	102.2		09/26/96	0208
962585-9	Solid		5	55.16	50.179	109.9		09/26/96	0240
962614-1	Solid			50.28	50.179	100.2		09/26/96	0311
962614-2	Solid			50.53	50.179	100.7		09/26/96	0341
962614-6	Solid			50.27	50.179	100.2		09/26/96	0412
962614-6	Solid	MS		51.37	50.179	102.4		09/26/96	0443
962614-6	Solid	MSD		50.39	50.179	100.4		09/26/96	0512
962637-1	Solid			51.38	50.179	102.4		09/26/96	0543
962637-2	Solid			49.99	50.179	99.6		09/26/96	0615
962637-3	Solid			51.06	50.179	101.8		09/26/96	0648
962638-1	Solid			50.05	50.179	99.7		09/26/96	0721
962638-2	Solid			50.05	50.179	99.7		09/26/96	0753
962638-7	Solid			50.47	50.179	100.6		09/26/96	0825
962638-8	Solid			50.74	50.179	101.1		09/26/96	0858
962638-9	Solid			50.32	50.179	100.3		09/26/96	0931
962638-8	Solid		5	50.66	50.179	101.0		09/26/96	1024
962638-9	Solid		5	50.60	50.179	100.8		09/26/96	1055

Surrogate	Units
Dibromofluoromethane	ug/L

Lab ID	Matrix	QC Type	Dilution	Result	True Value	Percent Recovery	Flag	Date	Time
	Solid	MB		52.27	50.219	104.1		09/26/96	0208
962585-9	Solid		5	53.05	50.219	105.6		09/26/96	0240
962614-1	Solid			52.77	50.219	105.1		09/26/96	0311
962614-2	Solid			53.30	50.219	106.1		09/26/96	0341
962614-6	Solid			52.81	50.219	105.2		09/26/96	0412
962614-6	Solid	MS		53.58	50.219	106.7		09/26/96	0443
962614-6	Solid	MSD		53.58	50.219	106.7		09/26/96	0512
962637-1	Solid			53.72	50.219	107.0		09/26/96	0543
962637-2	Solid			53.79	50.219	107.1		09/26/96	0615
962637-3	Solid			53.03	50.219	105.6		09/26/96	0648
962638-1	Solid			53.68	50.219	106.9		09/26/96	0721
962638-2	Solid			53.72	50.219	107.0		09/26/96	0753
962638-7	Solid			54.47	50.219	108.5		09/26/96	0825
962638-8	Solid			54.04	50.219	107.6		09/26/96	0858
962638-9	Solid			54.38	50.219	108.3		09/26/96	0931
962638-8	Solid		5	53.28	50.219	106.1		09/26/96	1024
962638-9	Solid		5	53.59	50.219	106.7		09/26/96	1055

The analytical results, opinions or interpretations contained in this report are based upon information and material supplied by the client for whose exclusive and confidential use this report has been made. The analytical results, opinions or interpretations expressed represent the best judgment of Core Laboratories. Core Laboratories, however, makes no warranty or representation, express or implied, of any type, and expressly disclaims same as to the productivity, proper operations or profitableness of any oil, gas, coal or other mineral, property, well or sand in connection with which such report is used or relied upon for any reason whatsoever. This report shall not be reproduced, in whole or in part, without the written approval of Core Laboratories.

CORE LABORATORIES

SURROGATE RECOVERIES REPORT

Job Number.: 962614 Report Date: 10/14/96

CUSTOMER: Daniel B. Stephens & Associates PROJECT: 6033.3 ENRON ROSWELL ATTN: Bob Marley

Surrogate	Units
Toluene-d8	ug/L

Lab ID	Matrix	QC Type	Dilution	Result	True Value	Percent Recovery	Flag	Date	Time
	Solid	MB		49.67	50.204	98.9		09/26/96	0208
962585-9	Solid		5	53.14	50.204	105.8		09/26/96	0240
962614-1	Solid			50.27	50.204	100.1		09/26/96	0311
962614-2	Solid			50.86	50.204	101.3		09/26/96	0341
962614-6	Solid			50.52	50.204	100.6		09/26/96	0412
962614-6	Solid	MS		50.20	50.204	100.0		09/26/96	0443
962614-6	Solid	MSD		50.38	50.204	100.4		09/26/96	0512
962637-1	Solid			50.36	50.204	100.3		09/26/96	0543
962637-2	Solid			50.35	50.204	100.3		09/26/96	0615
962637-3	Solid			50.01	50.204	99.6		09/26/96	0648
962638-1	Solid			50.12	50.204	99.8		09/26/96	0721
962638-2	Solid			50.16	50.204	99.9		09/26/96	0753
962638-7	Solid			50.38	50.204	100.4		09/26/96	0825
962638-8	Solid			50.43	50.204	100.5		09/26/96	0858
962638-9	Solid			50.30	50.204	100.2		09/26/96	0931
962638-8	Solid		5	50.08	50.204	99.8		09/26/96	1024
962638-9	Solid		5	50.12	50.204	99.8		09/26/96	1055

Method.....: SW-846 8080 Batch.....: 13889
Method Code.....: 8080PC Analyst.....: smc

Surrogate	Units
2,4,5,6-Tetrachloro-m-xylene	ug/L

Lab ID	Matrix	QC Type	Dilution	Result	True Value	Percent Recovery	Flag	Date	Time
	Solid	MB		0.0198	0.02004	99		09/26/96	2006
962614-1	Solid			0.0193	0.02004	96		09/26/96	2035
962614-2	Solid			0.0185	0.02004	92		09/26/96	2104
962614-6	Solid			0.0181	0.02004	90		09/26/96	2134

Surrogate	Units
4,4'-Dichlorobiphenyl	ug/L

Lab ID	Matrix	QC Type	Dilution	Result	True Value	Percent Recovery	Flag	Date	Time
	Solid	MB		0.0189	0.02004	94		09/26/96	2006
962614-1	Solid			0.0197	0.02004	98		09/26/96	2035
962614-2	Solid			0.0186	0.02004	93		09/26/96	2104
962614-6	Solid			0.0185	0.02004	92		09/26/96	2134

The analytical results, opinions or interpretations contained in this report are based upon information and material supplied by the client for whose exclusive and confidential use this report has been made. The analytical results, opinions or interpretations expressed represent the best judgment of Core Laboratories. Core Laboratories, however, makes no warranty or representation, express or implied, of any type, and expressly disclaims same as to the productivity, proper operations or profitableness of any oil, gas, coal or other mineral, property, well or sand, in connection with which such report is used or relied upon for any reason whatsoever. This report shall not be reproduced, in whole or in part, without the written approval of Core Laboratories.

CORE LABORATORIES

SURROGATE RECOVERIES REPORT

Job Number.: 962614 Report Date: 10/14/96

CUSTOMER: Daniel B. Stephens & Associates PROJECT: 6033.3 ENRON ROSWELL ATTN: Bob Marley

Method.....: SW-846 8270 Batch.....: 14159
Method Code.....: 8270 Analyst.....: dmj

Surrogate	Units
2,4,6-Tribromophenol	ug/L

Lab ID	Matrix	QC Type	Dilution	Result	True Value	Percent Recovery	Flag	Date	Time
	Solid	MB	1.00	83.51	100.01	84		10/01/96	1405
962585-1	Solid		1.00	89.90	100.01	90		10/01/96	1504
962585-2	Solid		1.00	85.75	100.01	86		10/01/96	1603
962585-8	Solid		1.00	50.66	100.01	51		10/02/96	1322
962585-10	Solid		1.00	51.65	100.01	52		10/02/96	1421
962585-17	Solid		1.00	53.08	100.01	53		10/02/96	1520
962585-18	Solid		1.00	50.72	100.01	51		10/02/96	1619
962614-1	Solid		1.00	53.21	100.01	53		10/02/96	1718
962614-2	Solid		1.00	52.65	100.01	53		10/02/96	1818
962614-6	Solid		1.00	51.30	100.01	51		10/02/96	1917
962585-16	Solid		1.00	51.89	100.01	52		10/02/96	2115
962585-9	Solid		5.00	18.05	100.01	90		10/08/96	0928

Surrogate	Units
2-Fluorobiphenyl	ug/L

Lab ID	Matrix	QC Type	Dilution	Result	True Value	Percent Recovery	Flag	Date	Time
	Solid	MB	1.00	33.88	50.01	68		10/01/96	1405
962585-1	Solid		1.00	33.50	50.01	67		10/01/96	1504
962585-2	Solid		1.00	34.07	50.01	68		10/01/96	1603
962585-8	Solid		1.00	31.40	50.01	63		10/02/96	1322
962585-10	Solid		1.00	31.97	50.01	64		10/02/96	1421
962585-17	Solid		1.00	31.36	50.01	63		10/02/96	1520
962585-18	Solid		1.00	35.26	50.01	71		10/02/96	1619
962614-1	Solid		1.00	38.42	50.01	77		10/02/96	1718
962614-2	Solid		1.00	38.30	50.01	77		10/02/96	1818
962614-6	Solid		1.00	37.63	50.01	75		10/02/96	1917
962585-16	Solid		1.00	36.40	50.01	73		10/02/96	2115
962585-9	Solid		5.00	9.33	50.01	93		10/08/96	0928

Surrogate	Units
2-Fluorophenol	ug/L

Lab ID	Matrix	QC Type	Dilution	Result	True Value	Percent Recovery	Flag	Date	Time
	Solid	MB	1.00	71.64	100.00	72		10/01/96	1405
962585-1	Solid		1.00	68.59	100.00	69		10/01/96	1504
962585-2	Solid		1.00	68.83	100.00	69		10/01/96	1603
962585-8	Solid		1.00	75.97	100.00	76		10/02/96	1322
962585-10	Solid		1.00	72.42	100.00	72		10/02/96	1421
962585-17	Solid		1.00	72.08	100.00	72		10/02/96	1520

The analytical results, opinions or interpretations contained in this report are based upon information and material supplied by the client for whose exclusive and confidential use this report has been made. The analytical results, opinions or interpretations expressed represent the best judgment of Core Laboratories. Core Laboratories, however, makes no warranty or representation, express or implied, of any type, and expressly disclaims same as to the productivity, proper operations or profitableness of any oil, gas, coal or other mineral, property, well or sand in connection with which such report is used or relied upon for any reason whatsoever. This report shall not be reproduced, in whole or in part, without the written approval of Core Laboratories.

CORE LABORATORIES

SURROGATE RECOVERIES REPORT

Job Number.: 962614 Report Date: 10/14/96

CUSTOMER: Daniel B. Stephens & Associates PROJECT: 6033.3 ENRON ROSWELL ATTN: Bob Marley

Surrogate	Units
2-Fluorophenol	ug/L

Lab ID	Matrix	QC Type	Dilution	Result	True Value	Percent Recovery	Flag	Date	Time
962585-18	Solid		1.00	77.07	100.00	77		10/02/96	1619
962614-1	Solid		1.00	79.42	100.00	79		10/02/96	1718
962614-2	Solid		1.00	85.83	100.00	86		10/02/96	1818
962614-6	Solid		1.00	85.75	100.00	86		10/02/96	1917
962585-16	Solid		1.00	91.14	100.00	91		10/02/96	2115
962585-9	Solid		5.00	12.00	100.00	60		10/08/96	0928

Surrogate	Units
Nitrobenzene-d5	ug/L

Lab ID	Matrix	QC Type	Dilution	Result	True Value	Percent Recovery	Flag	Date	Time
	Solid	MB	1.00	31.51	50.05	63		10/01/96	1405
962585-1	Solid		1.00	32.64	50.05	65		10/01/96	1504
962585-2	Solid		1.00	32.53	50.05	65		10/01/96	1603
962585-8	Solid		1.00	33.49	50.05	67		10/02/96	1322
962585-10	Solid		1.00	31.24	50.05	62		10/02/96	1421
962585-17	Solid		1.00	31.89	50.05	64		10/02/96	1520
962585-18	Solid		1.00	34.25	50.05	68		10/02/96	1619
962614-1	Solid		1.00	34.99	50.05	70		10/02/96	1718
962614-2	Solid		1.00	39.74	50.05	79		10/02/96	1818
962614-6	Solid		1.00	39.05	50.05	78		10/02/96	1917
962585-16	Solid		1.00	34.27	50.05	68		10/02/96	2115
962585-9	Solid		5.00	5.92	50.05	59		10/08/96	0928

Surrogate	Units
Phenol-d6	ug/L

Lab ID	Matrix	QC Type	Dilution	Result	True Value	Percent Recovery	Flag	Date	Time
	Solid	MB	1.00	67.36	100.02	67		10/01/96	1405
962585-1	Solid		1.00	67.54	100.02	68		10/01/96	1504
962585-2	Solid		1.00	66.12	100.02	66		10/01/96	1603
962585-8	Solid		1.00	76.80	100.02	77		10/02/96	1322
962585-10	Solid		1.00	69.54	100.02	70		10/02/96	1421
962585-17	Solid		1.00	73.53	100.02	74		10/02/96	1520
962585-18	Solid		1.00	81.68	100.02	82		10/02/96	1619
962614-1	Solid		1.00	81.85	100.02	82		10/02/96	1718
962614-2	Solid		1.00	89.78	100.02	90		10/02/96	1818
962614-6	Solid		1.00	90.94	100.02	91		10/02/96	1917
962585-16	Solid		1.00	97.19	100.02	97		10/02/96	2115
962585-9	Solid		5.00	12.87	100.02	64		10/08/96	0928

The analytical results, opinions or interpretations contained in this report are based upon information and material supplied by the client for whose exclusive and confidential use this report has been made. The analytical results, opinions or interpretations expressed represent the best judgment of Core Laboratories. Core Laboratories, however, makes no warranty or representation, express or implied, of any type, and expressly disclaims same as to the productivity, proper operations or profitableness of any oil, gas, coal or other mineral, property, well or sand in connection with which such report is used or relied upon for any reason whatsoever. This report shall not be reproduced, in whole or in part, without the written approval of Core Laboratories.

CORE LABORATORIES

SURROGATE RECOVERIES REPORT

Job Number.: 962614 Report Date: 10/14/96

CUSTOMER: Daniel B. Stephens & Associates PROJECT: 6033.3 ENRON ROSWELL ATTN: Bob Marley

Surrogate	Units
Terphenyl-d14	ug/L

Lab ID	Matrix	QC Type	Dilution	Result	True Value	Percent Recovery	Flag	Date	Time
	Solid	MB	1.00	47.10	50.00	94		10/01/96	1405
962585-1	Solid		1.00	46.40	50.00	93		10/01/96	1504
962585-2	Solid		1.00	44.94	50.00	90		10/01/96	1603
962585-8	Solid		1.00	48.90	50.00	98		10/02/96	1322
962585-10	Solid		1.00	45.97	50.00	92		10/02/96	1421
962585-17	Solid		1.00	47.02	50.00	94		10/02/96	1520
962585-18	Solid		1.00	49.07	50.00	98		10/02/96	1619
962614-1	Solid		1.00	49.93	50.00	100		10/02/96	1718
962614-2	Solid		1.00	50.55	50.00	101		10/02/96	1818
962614-6	Solid		1.00	48.80	50.00	98		10/02/96	1917
962585-16	Solid		1.00	47.62	50.00	95		10/02/96	2115
962585-9	Solid		5.00	13.49	50.00	135		10/08/96	0928

The analytical results, opinions or interpretations contained in this report are based upon information and material supplied by the client for whose exclusive and confidential use this report has been made. The analytical results, opinions or interpretations expressed represent the best judgment of Core Laboratories. Core Laboratories, however, makes no warranty or representation, express or implied, of any type, and expressly disclaims same as to the productivity, proper operations or profitableness of any oil, gas, coal or other mineral, property, well or sand in connection with which such report is used or relied upon for any reason whatsoever. This report shall not be reproduced, in whole or in part, without the written approval of Core Laboratories.

CORE LABORATORIES

QUALITY ASSURANCE METHODS

REFERENCES AND NOTES

Report Date: 10/14/96

Volatile Organics

Method 602/8020

Surrogate Recovery Limits

	Water	Soil
Bromofluorobenzene	89-110%	78-123%

Spike/Spike Duplicate Recovery Limits

	Water	Soil
Benzene	39-150%	75-125%
Ethylbenzene	32-160%	60-140%
Toluene	46-148%	70-130%
Xylenes	75-125%	61-139%

Method 8015 Modified

Spike/Spike Duplicate Recovery Limits

	Water	Soil
TVPH	81-124%	48-152%
TEPH	54-135%	54-135%

Method 624/8240/8260

Surrogate Recovery Limits

	Water	Soil
Dibromofluoromethane	86-118%	80-120%
Toluene-(d8)	88-110%	81-117%
4-Bromofluorobenzene	86-115%	74-121%

Spike/Spike Duplicate Recovery & RPD Limits

	Water		Soil	
	Recovery	RPD	Recovery	RPD
1,1-Dichloroethene	61-145%	14	59-172%	22
Trichloroethene	71-120%	14	62-137%	24
Benzene	76-127%	11	66-142%	21
Toluene	76-125%	13	59-139%	21
Chlorobenzene	75-130%	13	60-133%	21

Pesticides/PCB Organics

Method 608/8080

Surrogate Recovery Limits

	Water	Soil
Tetrachloro-m-xylene	60-150%	60-150%
4,4'-Dichlorobiphenyl	60-150%	60-150%

Method 8140

Surrogate Recovery Limits

	Water	Soil
Tributylphosphate	36-152%	36-152%
Triphenylphosphate	40-152%	40-152%

Base/Neutral/Acid Organics

Method 625/8270

Surrogate Recovery Limits

	Water	Soil
Nitrobenzene-d5	35-114%	23-120%
2-Fluorobiphenyl	43-116%	30-115%
4-Terphenyl-d14	33-141%	18-137%
Phenol-d6	10-94%	24-113%
2-Fluorophenol	21-100%	25-121%
2,4,6-Tribromophenol	10-123%	19-122%

The analytical results, opinions or interpretations contained in this report are based upon information and material supplied by the client for whose exclusive and confidential use this report has been made. The analytical results, opinions or interpretations expressed represent the best judgment of Core Laboratories. Core Laboratories, however, makes no warranty or representation, express or implied, of any type, and expressly disclaims same as to the productivity, proper operations or profitableness of any oil, gas, coal or other mineral property, well or sand in connection with which such report is used or relied upon for any reason whatsoever. This report shall not be reproduced, in whole or in part, without the written approval of Core Laboratories.

CORE LABORATORIES

QUALITY ASSURANCE METHODS

REFERENCES AND NOTES

Report Date: 10/14/96

Matrix Spike/Matrix Spike Duplicate Recovery & RPD Limits

	Water		Soil	
	Recovery	RPD	Recovery	RPD
Phenol	12-110%	42	26-90%	35
2-Chlorophenol	27-123%	40	25-102%	50
1,4-Dichlorobenzene	36-97%	28	28-104%	27
N-Nitroso-di-n-propylamine	41-116%	38	41-126%	38
1,2,4-Trichlorobenzene	39-98%	28	38-107%	23
4-Chloro-3-methylphenol	23-97%	42	26-103%	33
Acenaphthene	46-118%	31	31-137%	19
4-Nitrophenol	10-80%	50	11-114%	50
2,4-Dintrotoluene	24-96%	38	28-89%	47
Pentachlorophenol	9-103%	50	17-109%	47
Pyrene	26-127%	31	35-142%	36

The analytical results, opinions or interpretations contained in this report are based upon information and material supplied by the client for whose exclusive and confidential use this report has been made. The analytical results, opinions or interpretations expressed represent the best judgment of Core Laboratories. Core Laboratories, however, makes no warranty or representation, express or implied, of any type, and expressly disclaims same as to the productivity, proper operations or profitableness of any oil, gas, coal or other mineral, property, well or sand in connection with which such report is used or relied upon for any reason whatsoever. This report shall not be reproduced, in whole or in part, without the written approval of Core Laboratories.

CORE LABORATORIES

QUALITY ASSURANCE METHODS

REFERENCES AND NOTES

Report Date: 10/14/96

(1) EPA 600/4-79-020, Methods for Chemical Analysis of Water and Wastes, March 1983

(2) EPA SW-846, Test Methods for Evaluating Solid Waste, Third Edition, 1989

(3) Standard Methods for The Examination of Water and Wastewater, 17th Edition, 1989

(4) EPA 600/4-80-032, Prescribed Procedures For Measurement Of Radioactivity In Drinking Water, August 1980

(5) EPA 600/8-78-017, Microbiological Methods For Monitoring The Environment, December 1978

(6) Federal Register, July 1, 1990 (40 CFR Part 136)

(7) EPA 600/4-88-03, Methods For The Determination of Organics Compounds in Drinking Water, December 1988

(8) U.S.G.S. Methods For Determination of Inorganic Substances In Water And Fluvial Sediments, Book 5, Chapter A1, 1985

(9) Federal Register, Friday, June 7, 1991 (40 CFR Parts 141 & 142)

(10) Standard Methods For The Examination of Water and Wastewater, 16th Edition, 1985

(11) ASTM, Section 11 Water and Environmental Technology, Volume 11.01 Water (1), 1991

(12) Methods of Soil Analysis, American Society of Agronomy, Agronomy No. 9, 1965

(13) EPA SW-846, Test Methods For Evaluating Solid Waste, Third Edition, Revision 1, November 1990

(14) ASTM, Section 5, Petroleum Products, Lubricants, and Fossil Fuels, Volume 05.05, Gaseous Fuels, Coal, and Coke

(15) EPA 600/2-78-054, Field and Laboratory Methods Applicable To Overburdens and Mine Soils, March 1978

(16) ASTM, Part 19, Soils and Rocks; Building Stones, 1981

Comments: Data in the QA report may differ from final results due to digestion and/or dilution of sample into analytical ranges. The "Time Analyzed" in the QA report refers to the start time of the analytical batch which may not reflect the actual time of each analysis. The "Date Analyzed" is the actual date of analysis. Results for soil and sludge samples are reported on a wet weight basis (i.e. not corrected for percent moisture) unless otherwise indicated.

NC = Not Calculable Due to Value(s) lower than the Detection Limit.

BLANK QC SAMPLE IDENTIFICATION

The analytical results, opinions or interpretations contained in this report are based upon information and material supplied by the client for whose exclusive and confidential use this report has been made. The analytical results, opinions or interpretations expressed represent the best judgment of Core Laboratories. Core Laboratories, however, makes no warranty or representation, express or implied, of any type, and expressly disclaims same as to the productivity, proper operations or profitableness of any oil, gas, coal or other mineral property, well or sand in connection with which such report is used or relied upon for any reason whatsoever. This report shall not be reproduced, in whole or in part, without the written approval of Core Laboratories.

QUALITY ASSURANCE METHODS

REFERENCES AND NOTES

Report Date: 10/14/96

MB	Method Blank
ICB	Initial Calibration Blank
CCB	Continuing Calibration Blank

SPIKE QC SAMPLE IDENTIFICATION

MS	Method (Matrix) Spike
MSD	Method (Matrix) Spike Duplicate
PDS	Post Digestion Spike
SB	Spiked Blank
SBD	Spike Blank Duplicate

REFERENCE STANDARD QC SAMPLE IDENTIFICATION

LCS	Laboratory Control Standard
RS	Reference Standard
ICV	Initial Calibration Verification Standard
CCV	Continuing Calibration Verification Standard
ISA/ISB	ICP Interface Check Sample
ICL	Initial Calibration/Laboratory Control Sample
DSC	Distilled Standard Check

DUPLICATE QC SAMPLE IDENTIFICATION

MD	Method (Matrix) Duplicate
ED	Extraction Duplicate
DD	Digestion Duplicate

Analyses performed by a subcontract laboratory are indicated on the analytical and/or quality control reports under "technician" using the following codes:

SUBCONTRACT LABORATORY	CODE
Core Laboratories - Anaheim, CA	* AN
Core Laboratories - Casper, WY	* CA
Core Laboratories - Corpus Christi, TX	* CC
Core Laboratories - Houston, TX	* HP
Core Laboratories - Lake Charles, LA	* LC
Core Laboratories - Long Beach, CA	* LB
Other Subcontract Laboratories	* XX

EXPLANATION OF DATA FLAGS

B - This flag is used to indicate that an analyte is present in the method blank as well as in the sample. It indicates that the client should consider this when evaluating the results.

D - This flag indicates that surrogates were diluted out of calibration range and cannot be quantified.

E - Indicates that a sample result is an estimate because the concentration exceeded the calibration range of the instrument.

I - Used to indicate matrix interference.

J - Indicates that a value is an estimate. It is used when a compound is determined to be present based on the mass spectral data, but at a concentration less than the practical quantitation limit of the method.

The analytical results, opinions or interpretations contained in this report are based upon information and material supplied by the client for whose exclusive and confidential use this report has been made. The analytical results, opinions or interpretations expressed represent the best judgment of Core Laboratories. Core Laboratories, however, makes no warranty or representation, express or implied, of any type, and expressly disclaims same as to the productivity, proper operations or profitableness of any oil, gas, coal, or other mineral property, well or sand in connection with which such report is used or relied upon for any reason whatsoever. This report shall not be reproduced, in whole or in part, without the written approval of Core Laboratories.

QUALITY ASSURANCE METHODS

REFERENCES AND NOTES

Report Date: 10/14/96

This flag is also used when estimating the concentration of a tentatively identified compound.

X - Indicates that a surrogate recovery is outside the specified quality control limits.

Y - Used to identify a spike or spike duplicate recovery that is outside the specified quality control limits.

Z - Indicates a relative percent difference for a spike and spike duplicate is outside the specified quality control limits.

* - Indicates a relative percent difference for a duplicate analysis is outside the specified quality control limits.

^ - Used to indicate that a standard is outside specified quality control limits.

The analytical results, opinions or interpretations contained in this report are based upon information and material supplied by the client for whose exclusive and confidential use this report has been made. The analytical results, opinions or interpretations expressed represent the best judgment of Core Laboratories. Core Laboratories, however, makes no warranty or representation, express or implied, of any type, and expressly disclaims same as to the productivity, proper operations or profitableness of any oil, gas, coal or other mineral, property, well or sand in connection with which such report is used or relied upon for any reason whatsoever. This report shall not be reproduced, in whole or in part, without the written approval of Core Laboratories.

Job Number 962637
October 14, 1996

CORE LABORATORIES

ANALYTICAL REPORT

JOB NUMBER: 962637

Prepared For:

Daniel B. Stephens & Associates
6020 Academy NE
Suite 100
Albuquerque, NM 87109

Attention: Bob Marley

Date: 10/14/96

Don Morris
Signature

October 14, 1996
Date

Name: Don L. Morris

Title: Project Manager

CORE LABORATORIES, INC.
10703 East Bethany Drive
Aurora, CO 80014

PHONE: (303) 751-1780
FAX: (303) 751-1784

The analytical results, opinions or interpretations contained in this report are based upon information and material supplied by the client for whose exclusive and confidential use this report has been made. The analytical results, opinions or interpretations expressed represent the best judgment of Core Laboratories. Core Laboratories, however, makes no warranty or representation, express or implied, of any type, and expressly disclaims same as to the productivity, proper operations or profitableness of any oil, gas, coal or other mineral, property, well or sand in connection with which such report is used or relied upon for any reason whatsoever. This report shall not be reproduced, in whole or in part, without the written approval of Core Laboratories.

CHAIN-OF-CUSTODY RECORD

Pg 2 of 2

CORE LABORATORIES 10703 E. BETHANY DR AURORA CO 80014

~~HALL ENVIRONMENTAL ANALYSIS LABORATORY~~
~~4901 Hawkins NE, Suite C~~
~~Albuquerque, New Mexico 87109~~
~~505.345.3975~~
~~Fax 505.345.4107~~

Client: DBS&A

Address: 6020 ACADEMY NE #100
ALBUQUERQUE NM 87109

Phone #: 505-822-9400

Fax #: 505-822-7788

Project Name: ENRON ROSWELL

Project #: 6053.3

Project Manager: BOB MARLEY

Sampler: CLARENCE PIGMAN

Samples Cold? ☒ Yes ☐ No

ANALYSIS REQUEST

Date	Time	Matrix	Sample I.D. No.	Number/Volume	Preservative HgCl2	Preservative HCl	Preservative Other	HEAL No.	BTEX + MTBE (602/8020)	BTEX + MTBE + TPH (Gasoline Only)	TPH Method 8015 MOD (Gas/Diesel)	THP (Method 418.1)	8010/8020 Volatiles	EDB (Method 504)	EDC	8310 (PNA or PAH)	RCRA 8 Metals	Cations (Na, K, Ca, Mg)	Anions (F, Cl, NO_3, NO_2, PO_4, SO_4)	Basic Soil Test (PH, EC, SAR, PSA)	8080 Pesticides / PCB's	8080, 8270, METALS, 418.1	8240		Air Bubbles or Headspace (Y or N)
9/22/96	1420	SOIL	PIT 3-1@30	1@4oz 1@8oz			NONE															X	X		
9/22/96	1445	SOIL	PIT 3-4@5'	1@4oz 1@8oz			NONE															X	X		
9/22/96	1540	SOIL	PIT 3-4@30'	1@4oz 1@8oz			NONE															X	X		

Date:	Time:	Relinquished By: (Signature)	Received By: (Signature)
9/23/96	1400	Bob Marley Fed-x Airbill 6725567995	Michelle Mc
Date: 9/24/96	Time: 0900	Relinquished By: (Signature)	Received By: (Signature) Michelle Weatherford

Remarks: ~~CLARENCE~~ ROBINSON
BILL TO ENRON ENVIRONMENTAL AFFAIRS
1400 SMITH ST
HOUSTON TX 77012
713-646-7327
temp 2.2°c

CORE LABORATORIES

Sample Delivery Group Narrative

October 14, 1996

Customer: Daniel B. stevens and Associates
Project: 6033.3 Enron Roswell
Core Laboratories Project Number: 962637

During the analysis and subsequent data review, it was noted that the method duplicate on sample 962416-001 (PIT3-5 @ 30) for barium, lead, and selenium were outside of the normal acceptance limits for method duplicates. Upon review of the data, no definitive answer was found to explain the variance although a nonhomogeneous sample matrix is suspected to be a contributing factor. Under a normal CLP reporting format, these values and all associated values would be flagged with an "*" on the final report.

James H. Travis
Laboratory Manager

Timothy L. Kellogg
Laboratory Supervisor

The analytical results, opinions or interpretations contained in this report are based upon information and material supplied by the client for whose exclusive and confidential use this report has been made. The analytical results, opinions or interpretations expressed represent the best judgment of Core Laboratories. Core Laboratories, however, makes no warranty or representation, express or implied, of any type, and expressly disclaims same as to the productivity, proper operations or profitableness of any oil, gas, coal or other mineral, property, well or sand in connection with which such report is used or relied upon for any reason whatsoever. This report shall not be reproduced, in whole or in part, without the written approval of Core Laboratories.

CORE LABORATORIES

SAMPLE DELIVERY GROUP NARRATIVE

October 14, 1996

Customer: Daniel B. Stephens & Associates
Project: 6033.2 ENRON ROSWELL
Core Laboratories Project Number: 962637

Method 8270 GC/MS Semivolatiles Analysis:

The MS associated with this project was outside of the upper acceptance limit for 2,4-dinitrotoluene, and the MSD was outside of the upper acceptance limit for 2,4-dinitrotoluene and phenol. However, since the laboratory control sample analyzed with this project was within acceptance limits, and there were no detections for these compounds in any of the associated samples, the samples were not reprepared or reanalyzed.

Method 8080 PCB Analysis:

The MSD associated with this project was outside of the upper acceptance limit and outside of the RPD limit due to matrix interference. However, since the laboratory control sample analyzed with this project was within acceptance limits, and there were no detections for aroclors in any of the associated samples, the associated samples were not reprepared or reanalyzed.

James H. Travis
Laboratory Manager

Michael L. Armstrong
Laboratory Supervisor

The analytical results, opinions or interpretations contained in this report are based upon information and material supplied by the client for whose exclusive and confidential use this report has been made. The analytical results, opinions or interpretations expressed represent the best judgment of Core Laboratories. Core Laboratories, however, makes no warranty or representation, express or implied, of any type, and expressly disclaims same as to the productivity, proper operations or profitableness of any oil, gas, or other mineral property, well or sand in connection with which such report is used or relied upon for any reason whatsoever. This report shall not be reproduced, in whole or in part, without the written approval of Core Laboratories.

CORE LABORATORIES

SAMPLE INFORMATION
Date: 10/14/96

Job Number.: 962637
Customer ..: Daniel B. Stephens & Associates
Attn.....: Bob Marley

Project Number.....: 96000156
Customer Project ID....: 6033.3 ENRON ROSWELL
Project Description....: DB Stevens/Enron

Laboratory Sample ID	Customer Sample ID	Sample Matrix	Date Sampled	Time Sampled	Date Received	Time Received
962637-1	PIT3-1 @ 30'	Soil	09/22/96	14:20	09/24/96	09:00
962637-2	PIT3-4 @ 5'	Soil	09/22/96	14:45	09/24/96	09:00
962637-3	PIT3-4 @ 30'	Soil	09/22/96	15:40	09/24/96	09:00

The analytical results, opinions or interpretations contained in this report are based upon information and material supplied by the client for whose exclusive and confidential use this report has been made. The analytical results, opinions or interpretations expressed represent the best judgment of Core Laboratories. Core Laboratories, however, makes no warranty or representation, express or implied, of any type, and expressly disclaims same as to the productivity, proper operations or profitableness of any oil, gas, coal or other mineral property, well or sand in connection with which such report is used or relied upon for any reason whatsoever. This report shall not be reproduced, in whole or in part, without the written approval of Core Laboratories.

CORE LABORATORIES

LABORATORY TEST RESULTS

Job Number: 962637 Date: 10/14/96

CUSTOMER: Daniel B. Stephens & Associates PROJECT: 6033.3 ENRON ROSWELL ATTN: Bob Marley

Customer Sample ID: PIT3-1 @ 30'
Date Sampled.....: 09/22/96
Time Sampled.....: 14:20
Sample Matrix.....: Soil

Laboratory Sample ID: 962637-1
Date Received.....: 09/24/96
Time Received.....: 09:00

TEST METHOD	PARAMETER/TEST DESCRIPTION	SAMPLE RESULT	FLAGS	REPORTING LIMIT	UNITS	DATE	TECH
SW-846 3050	Acid Digestion: Solids, Solid	Complete				09/26/96	lmt
SW-846 6010A	Arsenic (As), Solid	<5		5	mg/Kg	09/27/96	gag
SW-846 6010A	Barium (Ba), Solid	116		1	mg/Kg	09/27/96	gag
SW-846 6010A	Cadmium (Cd), Solid	0.5		0.5	mg/Kg	09/27/96	gag
SW-846 6010A	Chromium (Cr), Solid	15		1	mg/Kg	09/27/96	gag
SW-846 6010A	Lead (Pb), Solid	11		5	mg/Kg	09/27/96	gag
SW-846 7471	Mercury (Hg), Solid	<0.10		0.10	mg/Kg	09/27/96	lmt
SW-846 6010A	Selenium (Se), Solid	<10		10	mg/Kg	09/27/96	gag
SW-846 6010A	Silver (Ag), Solid	<1		1	mg/Kg	09/27/96	gag
EPA 418.1	Total Recoverable Petroleum Hydrocarbons, Solid	36		10.	mg/Kg	10/03/96	jbd
SW-846 3550	Extraction (Ultrasonic) PCBs						
	Ultrasonic Extraction	Complete				09/27/96	smc
SW-846 8080	PCB Analysis						
	Aroclor 1016	ND		17	ug/Kg	10/02/96	smc
	Aroclor 1221	ND		17	ug/Kg	10/02/96	smc
	Aroclor 1232	ND		17	ug/Kg	10/02/96	smc
	Aroclor 1242	ND		17	ug/Kg	10/02/96	smc
	Aroclor 1248	ND		17	ug/Kg	10/02/96	smc
	Aroclor 1254	ND	YZ	17	ug/Kg	10/02/96	smc
	Aroclor 1260	ND		17	ug/Kg	10/02/96	smc
	Aroclor 1262	ND		17	ug/Kg	10/02/96	smc
	Aroclor 1268	ND		17	ug/Kg	10/02/96	smc
SW-846 3550	Extraction (Ultrasonic) SVOCs						
	Ultrasonic Extraction	Complete				09/27/96	jbd
SW-846 8270	Semivolatile Organics						
	Acenaphthene	ND		330	ug/Kg	10/08/96	dmj
	Acenaphthylene	ND		330	ug/Kg	10/08/96	dmj
	Anthracene	ND		330	ug/Kg	10/08/96	dmj
	Benzidine	ND		1650	ug/Kg	10/08/96	dmj
	Benzo(a)anthracene	ND		330	ug/Kg	10/08/96	dmj
	Benzo(b)fluoranthene	ND		330	ug/Kg	10/08/96	dmj
	Benzo(k)fluoranthene	ND		330	ug/Kg	10/08/96	dmj
	Benzo(ghi)perylene	ND		330	ug/Kg	10/08/96	dmj
	Benzo(a)pyrene	ND		330	ug/Kg	10/08/96	dmj
	Benzyl alcohol	ND		330	ug/Kg	10/08/96	dmj

The analytical results, opinions or interpretations contained in this report are based upon information and material supplied by the client for whose exclusive and confidential use this report has been made. The analytical results, opinions or interpretations expressed represent the best judgment of Core Laboratories. Core Laboratories, however, makes no warranty or representation, express or implied, of any type, and expressly disclaims same as to the productivity, proper operations or profitableness of any oil, gas, coal or other mineral property, well or sand in connection with which such report is used or relied upon for any reason whatsoever. This report shall not be reproduced, in whole or in part, without the written approval of Core Laboratories.

CORE LABORATORIES

LABORATORY TEST RESULTS

Job Number: 962637 Date: 10/14/96

CUSTOMER: Daniel B. Stephens & Associates PROJECT: 6033.3 ENRON ROSWELL ATTN: Bob Marley

Customer Sample ID: PIT3-1 @ 30'
Date Sampled.....: 09/22/96
Time Sampled.....: 14:20
Sample Matrix.....: Soil

Laboratory Sample ID: 962637-1
Date Received.....: 09/24/96
Time Received.....: 09:00

TEST METHOD	PARAMETER/TEST DESCRIPTION	SAMPLE RESULT	FLAGS	REPORTING LIMIT	UNITS	DATE	TECH
	Butyl benzyl phthalate	ND		330	ug/Kg	10/08/96	dmj
	Bis(2-chloroethoxy)methane	ND		330	ug/Kg	10/08/96	dmj
	Bis(2-chloroethyl)ether	ND		330	ug/Kg	10/08/96	dmj
	Bis(2-chloroisopropyl)ether	ND		330	ug/Kg	10/08/96	dmj
	Bis(2-ethylhexyl)phthalate	ND		330	ug/Kg	10/08/96	dmj
	4-Bromophenyl phenyl ether	ND		330	ug/Kg	10/08/96	dmj
	4-Chloroaniline	ND		330	ug/Kg	10/08/96	dmj
	2-Chloronaphthalene	ND		330	ug/Kg	10/08/96	dmj
	4-Chlorophenyl phenyl ether	ND		330	ug/Kg	10/08/96	dmj
	Chrysene	ND		330	ug/Kg	10/08/96	dmj
	Dibenzo(a,h)anthracene	ND		330	ug/Kg	10/08/96	dmj
	Dibenzofuran	ND		330	ug/Kg	10/08/96	dmj
	1,2-Dichlorobenzene	ND		330	ug/Kg	10/08/96	dmj
	1,3-Dichlorobenzene	ND		330	ug/Kg	10/08/96	dmj
	1,4-Dichlorobenzene	ND		330	ug/Kg	10/08/96	dmj
	3,3-Dichlorobenzidine	ND		330	ug/Kg	10/08/96	dmj
	Diethyl phthalate	ND		330	ug/Kg	10/08/96	dmj
	Dimethyl phthalate	ND		330	ug/Kg	10/08/96	dmj
	Di-n-butyl phthalate	ND		330	ug/Kg	10/08/96	dmj
	Di-n-octyl phthalate	ND		330	ug/Kg	10/08/96	dmj
	2,4-Dinitrotoluene	ND	Y	330	ug/Kg	10/08/96	dmj
	2,6-Dinitrotoluene	ND		330	ug/Kg	10/08/96	dmj
	Fluoranthene	ND		330	ug/Kg	10/08/96	dmj
	Fluorene	ND		330	ug/Kg	10/08/96	dmj
	Hexachlorobenzene	ND		330	ug/Kg	10/08/96	dmj
	Hexachlorobutadiene	ND		330	ug/Kg	10/08/96	dmj
	Hexachlorocyclopentadiene	ND		330	ug/Kg	10/08/96	dmj
	Hexachloroethane	ND		330	ug/Kg	10/08/96	dmj
	Indeno(1,2,3-cd)pyrene	ND		330	ug/Kg	10/08/96	dmj
	Isophorone	ND		330	ug/Kg	10/08/96	dmj
	2-Methylnaphthalene	ND		330	ug/Kg	10/08/96	dmj
	Naphthalene	ND		330	ug/Kg	10/08/96	dmj
	o-Nitroaniline	ND		1650	ug/Kg	10/08/96	dmj
	m-Nitroaniline	ND		1650	ug/Kg	10/08/96	dmj
	p-Nitroaniline	ND		1650	ug/Kg	10/08/96	dmj
	Nitrobenzene	ND		330	ug/Kg	10/08/96	dmj
	n-Nitrosodi-n-propylamine	ND		330	ug/Kg	10/08/96	dmj
	n-Nitrosodiphenylamine	ND		330	ug/Kg	10/08/96	dmj
	Phenanthrene	ND		330	ug/Kg	10/08/96	dmj
	Pyrene	ND		330	ug/Kg	10/08/96	dmj
	1,2,4-Trichlorobenzene	ND		330	ug/Kg	10/08/96	dmj
	Benzoic acid	ND		1650	ug/Kg	10/08/96	dmj
	4-Chloro-3-methylphenol	ND		330	ug/Kg	10/08/96	dmj
	2-Chlorophenol	ND		330	ug/Kg	10/08/96	dmj
	2,4-Dichlorophenol	ND		330	ug/Kg	10/08/96	dmj
	2,4-Dimethylphenol	ND		330	ug/Kg	10/08/96	dmj
	2,4-Dinitrophenol	ND		1650	ug/Kg	10/08/96	dmj
	2-Methyl-4,6-dinitrophenol	ND		1650	ug/Kg	10/08/96	dmj
	2-Methylphenol (o-cresol)	ND		330	ug/Kg	10/08/96	dmj

The analytical results, opinions or interpretations contained in this report are based upon information and material supplied by the client for whose exclusive and confidential use this report has been made. The analytical results, opinions or interpretations expressed represent the best judgment of Core Laboratories. Core Laboratories, however, makes no warranty or representation, express or implied, of any type, and expressly disclaims same as to the productivity, proper operations or profitableness of any oil, gas, coal or other mineral, property, well or sand in connection with which such report is used or relied upon for any reason whatsoever. This report shall not be reproduced, in whole or in part, without the written approval of Core Laboratories.

CORE LABORATORIES

LABORATORY TEST RESULTS

Job Number: 962637 Date: 10/14/96

CUSTOMER: Daniel B. Stephens & Associates PROJECT: 6033.3 ENRON ROSWELL ATTN: Bob Marley

Customer Sample ID: PIT3-1 @ 30'
Date Sampled.....: 09/22/96
Time Sampled.....: 14:20
Sample Matrix.....: Soil

Laboratory Sample ID: 962637-1
Date Received.....: 09/24/96
Time Received.....: 09:00

TEST METHOD	PARAMETER/TEST DESCRIPTION	SAMPLE RESULT	FLAGS	REPORTING LIMIT	UNITS	DATE	TECH
	4-Methylphenol (p-cresol)	ND		330	ug/Kg	10/08/96	dmj
	2-Nitrophenol	ND		330	ug/Kg	10/08/96	dmj
	4-Nitrophenol	ND		1650	ug/Kg	10/08/96	dmj
	Pentachlorophenol	ND		1650	ug/Kg	10/08/96	dmj
	Phenol	ND	Y	330	ug/Kg	10/08/96	dmj
	2,4,5-Trichlorophenol	ND		330	ug/Kg	10/08/96	dmj
	2,4,6-Trichlorophenol	ND		330	ug/Kg	10/08/96	dmj
SW-846 8240	Volatile Organics						
	Acetone	ND		100.	ug/Kg	09/26/96	bfr
	Benzene	4		1.	ug/Kg	09/26/96	bfr
	Bromodichloromethane	ND		5.	ug/Kg	09/26/96	bfr
	Bromoform	ND		5.	ug/Kg	09/26/96	bfr
	Bromomethane	ND		10.	ug/Kg	09/26/96	bfr
	Methyl ethyl ketone (2-Butanone)	ND		100.	ug/Kg	09/26/96	bfr
	Carbon disulfide	ND		5.	ug/Kg	09/26/96	bfr
	Carbon tetrachloride	ND		5.	ug/Kg	09/26/96	bfr
	Chlorobenzene	ND		5.	ug/Kg	09/26/96	bfr
	Chloroethane	ND		10.	ug/Kg	09/26/96	bfr
	2-Chloroethylvinyl ether	ND		10.	ug/Kg	09/26/96	bfr
	Chloroform	ND		5.	ug/Kg	09/26/96	bfr
	Chloromethane	ND		10.	ug/Kg	09/26/96	bfr
	Dibromochloromethane	ND		5.	ug/Kg	09/26/96	bfr
	1,1-Dichloroethane	ND		5.	ug/Kg	09/26/96	bfr
	1,2-Dichloroethane	ND		5.	ug/Kg	09/26/96	bfr
	1,1-Dichloroethene	ND		5.	ug/Kg	09/26/96	bfr
	trans-1,2-Dichloroethene	ND		5.	ug/Kg	09/26/96	bfr
	1,2-Dichloropropane	ND		5.	ug/Kg	09/26/96	bfr
	cis-1,3-Dichloropropene	ND		5.	ug/Kg	09/26/96	bfr
	trans-1,3-Dichloropropene	ND		5.	ug/Kg	09/26/96	bfr
	Ethylbenzene	ND		5.	ug/Kg	09/26/96	bfr
	2-Hexanone	ND		50.	ug/Kg	09/26/96	bfr
	Methylene chloride	5		5.	ug/Kg	09/26/96	bfr
	4-Methyl-2-pentanone (MIBK)	ND		50.	ug/Kg	09/26/96	bfr
	Styrene	ND		5.	ug/Kg	09/26/96	bfr
	1,1,2,2-Tetrachloroethane	ND		5.	ug/Kg	09/26/96	bfr
	Tetrachloroethene	ND		5.	ug/Kg	09/26/96	bfr
	Toluene	ND		5.	ug/Kg	09/26/96	bfr
	1,1,1-Trichloroethane	ND		5.	ug/Kg	09/26/96	bfr
	1,1,2-Trichloroethane	ND		5.	ug/Kg	09/26/96	bfr
	Trichloroethene	ND		5.	ug/Kg	09/26/96	bfr
	Vinyl acetate	ND		50.	ug/Kg	09/26/96	bfr
	Vinyl chloride	ND		10.	ug/Kg	09/26/96	bfr
	Xylenes (total)	12		5.	ug/Kg	09/26/96	bfr

The analytical results, opinions or interpretations contained in this report are based upon information and material supplied by the client for whose exclusive and confidential use this report has been made. The analytical results, opinions or interpretations expressed represent the best judgment of Core Laboratories. Core Laboratories, however, makes no warranty or representation, express or implied, of any type, and expressly disclaims same as to the productivity, proper operations or profitableness of any oil, gas, coal or other mineral property, well or sand in connection with which such report is used or relied upon for any reason whatsoever. This report shall not be reproduced, in whole or in part, without the written approval of Core Laboratories.

CORE LABORATORIES

LABORATORY TEST RESULTS

Job Number: 962637 Date: 10/14/96

CUSTOMER: Daniel B. Stephens & Associates PROJECT: 6033.3 ENRON ROSWELL ATTN: Bob Marley

Customer Sample ID: PIT3-4 @ 5'
Date Sampled.....: 09/22/96
Time Sampled.....: 14:45
Sample Matrix.....: Soil

Laboratory Sample ID: 962637-2
Date Received.....: 09/24/96
Time Received.....: 09:00

TEST METHOD	PARAMETER/TEST DESCRIPTION	SAMPLE RESULT	FLAGS	REPORTING LIMIT	UNITS	DATE	TECH
SW-846 3050	Acid Digestion: Solids, Solid	Complete				09/26/96	lmt
SW-846 6010A	Arsenic (As), Solid	5		5	mg/Kg	09/27/96	gag
SW-846 6010A	Barium (Ba), Solid	589		1	mg/Kg	09/27/96	gag
SW-846 6010A	Cadmium (Cd), Solid	<0.5		0.5	mg/Kg	09/27/96	gag
SW-846 6010A	Chromium (Cr), Solid	3		1	mg/Kg	09/27/96	gag
SW-846 6010A	Lead (Pb), Solid	<5		5	mg/Kg	09/27/96	gag
SW-846 7471	Mercury (Hg), Solid	<0.10		0.10	mg/Kg	09/27/96	lmt
SW-846 6010A	Selenium (Se), Solid	<10		10	mg/Kg	09/27/96	gag
SW-846 6010A	Silver (Ag), Solid	<1		1	mg/Kg	09/27/96	gag
EPA 418.1	Total Recoverable Petroleum Hydrocarbons, Solid	31		10.	mg/Kg	10/03/96	jbd
SW-846 3550	Extraction (Ultrasonic) PCBs						
	Ultrasonic Extraction	Complete				09/27/96	smc
SW-846 8080	PCB Analysis						
	Aroclor 1016	ND		17	ug/Kg	10/02/96	smc
	Aroclor 1221	ND		17	ug/Kg	10/02/96	smc
	Aroclor 1232	ND		17	ug/Kg	10/02/96	smc
	Aroclor 1242	ND		17	ug/Kg	10/02/96	smc
	Aroclor 1248	ND		17	ug/Kg	10/02/96	smc
	Aroclor 1254	ND	YZ	17	ug/Kg	10/02/96	smc
	Aroclor 1260	ND		17	ug/Kg	10/02/96	smc
	Aroclor 1262	ND		17	ug/Kg	10/02/96	smc
	Aroclor 1268	ND		17	ug/Kg	10/02/96	smc
SW-846 3550	Extraction (Ultrasonic) SVOCs						
	Ultrasonic Extraction	Complete				09/27/96	jbd
SW-846 8270	Semivolatile Organics						
	Acenaphthene	ND		330	ug/Kg	10/08/96	dmj
	Acenaphthylene	ND		330	ug/Kg	10/08/96	dmj
	Anthracene	ND		330	ug/Kg	10/08/96	dmj
	Benzidine	ND		1650	ug/Kg	10/08/96	dmj
	Benzo(a)anthracene	ND		330	ug/Kg	10/08/96	dmj
	Benzo(b)fluoranthene	ND		330	ug/Kg	10/08/96	dmj
	Benzo(k)fluoranthene	ND		330	ug/Kg	10/08/96	dmj
	Benzo(ghi)perylene	ND		330	ug/Kg	10/08/96	dmj
	Benzo(a)pyrene	ND		330	ug/Kg	10/08/96	dmj
	Benzyl alcohol	ND		330	ug/Kg	10/08/96	dmj

The analytical results, opinions or interpretations contained in this report are based upon information and material supplied by the client for whose exclusive and confidential use this report has been made. The analytical results, opinions or interpretations expressed represent the best judgment of Core Laboratories. Core Laboratories, however, makes no warranty or representation, express or implied, of any type, and expressly disclaims same as to the productivity, proper operations or profitableness of any oil, gas, coal or other minerals, property, well or sand in connection with which such report is used or relied upon for any reason whatsoever. This report shall not be reproduced, in whole or in part, without the written approval of Core Laboratories.

CORE LABORATORIES

LABORATORY TEST RESULTS

Job Number: 962637 Date: 10/14/96

CUSTOMER: Daniel B. Stephens & Associates PROJECT: 6033.3 ENRON ROSWELL ATTN: Bob Marley

Customer Sample ID: PIT3-4 @ 5'
Date Sampled.....: 09/22/96
Time Sampled.....: 14:45
Sample Matrix.....: Soil

Laboratory Sample ID: 962637-2
Date Received.....: 09/24/96
Time Received.....: 09:00

TEST METHOD	PARAMETER/TEST DESCRIPTION	SAMPLE RESULT	FLAGS	REPORTING LIMIT	UNITS	DATE	TECH
	Butyl benzyl phthalate	ND		330	ug/Kg	10/08/96	dmj
	Bis(2-chloroethoxy)methane	ND		330	ug/Kg	10/08/96	dmj
	Bis(2-chloroethyl)ether	ND		330	ug/Kg	10/08/96	dmj
	Bis(2-chloroisopropyl)ether	ND		330	ug/Kg	10/08/96	dmj
	Bis(2-ethylhexyl)phthalate	ND		330	ug/Kg	10/08/96	dmj
	4-Bromophenyl phenyl ether	ND		330	ug/Kg	10/08/96	dmj
	4-Chloroaniline	ND		330	ug/Kg	10/08/96	dmj
	2-Chloronaphthalene	ND		330	ug/Kg	10/08/96	dmj
	4-Chlorophenyl phenyl ether	ND		330	ug/Kg	10/08/96	dmj
	Chrysene	ND		330	ug/Kg	10/08/96	dmj
	Dibenzo(a,h)anthracene	ND		330	ug/Kg	10/08/96	dmj
	Dibenzofuran	ND		330	ug/Kg	10/08/96	dmj
	1,2-Dichlorobenzene	ND		330	ug/Kg	10/08/96	dmj
	1,3-Dichlorobenzene	ND		330	ug/Kg	10/08/96	dmj
	1,4-Dichlorobenzene	ND		330	ug/Kg	10/08/96	dmj
	3,3-Dichlorobenzidine	ND		330	ug/Kg	10/08/96	dmj
	Diethyl phthalate	ND		330	ug/Kg	10/08/96	dmj
	Dimethyl phthalate	ND		330	ug/Kg	10/08/96	dmj
	Di-n-butyl phthalate	ND		330	ug/Kg	10/08/96	dmj
	Di-n-octyl phthalate	ND		330	ug/Kg	10/08/96	dmj
	2,4-Dinitrotoluene	ND	Y	330	ug/Kg	10/08/96	dmj
	2,6-Dinitrotoluene	ND		330	ug/Kg	10/08/96	dmj
	Fluoranthene	ND		330	ug/Kg	10/08/96	dmj
	Fluorene	ND		330	ug/Kg	10/08/96	dmj
	Hexachlorobenzene	ND		330	ug/Kg	10/08/96	dmj
	Hexachlorobutadiene	ND		330	ug/Kg	10/08/96	dmj
	Hexachlorocyclopentadiene	ND		330	ug/Kg	10/08/96	dmj
	Hexachloroethane	ND		330	ug/Kg	10/08/96	dmj
	Indeno(1,2,3-cd)pyrene	ND		330	ug/Kg	10/08/96	dmj
	Isophorone	ND		330	ug/Kg	10/08/96	dmj
	2-Methylnaphthalene	ND		330	ug/Kg	10/08/96	dmj
	Naphthalene	ND		330	ug/Kg	10/08/96	dmj
	o-Nitroaniline	ND		1650	ug/Kg	10/08/96	dmj
	m-Nitroaniline	ND		1650	ug/Kg	10/08/96	dmj
	p-Nitroaniline	ND		1650	ug/Kg	10/08/96	dmj
	Nitrobenzene	ND		330	ug/Kg	10/08/96	dmj
	n-Nitrosodi-n-propylamine	ND		330	ug/Kg	10/08/96	dmj
	n-Nitrosodiphenylamine	ND		330	ug/Kg	10/08/96	dmj
	Phenanthrene	ND		330	ug/Kg	10/08/96	dmj
	Pyrene	ND		330	ug/Kg	10/08/96	dmj
	1,2,4-Trichlorobenzene	ND		330	ug/Kg	10/08/96	dmj
	Benzoic acid	ND		1650	ug/Kg	10/08/96	dmj
	4-Chloro-3-methylphenol	ND		330	ug/Kg	10/08/96	dmj
	2-Chlorophenol	ND		330	ug/Kg	10/08/96	dmj
	2,4-Dichlorophenol	ND		330	ug/Kg	10/08/96	dmj
	2,4-Dimethylphenol	ND		330	ug/Kg	10/08/96	dmj
	2,4-Dinitrophenol	ND		1650	ug/Kg	10/08/96	dmj
	2-Methyl-4,6-dinitrophenol	ND		1650	ug/Kg	10/08/96	dmj
	2-Methylphenol (o-cresol)	ND		330	ug/Kg	10/08/96	dmj

The analytical results, opinions or interpretations contained in this report are based upon information and material supplied by the client for whose exclusive and confidential use this report has been made. The analytical results, opinions or interpretations expressed represent the best judgment of Core Laboratories. Core Laboratories, however, makes no warranty or representation, express or implied, of any type, and expressly disclaims same as to the productivity, proper operations or profitableness of any oil, gas, coal, or other mineral, property, well or sand in connection with which such report is used or relied upon for any reason whatsoever. This report shall not be reproduced, in whole or in part, without the written approval of Core Laboratories.

CORE LABORATORIES

LABORATORY TEST RESULTS

Job Number: 962637 Date: 10/14/96

CUSTOMER: Daniel B. Stephens & Associates PROJECT: 6033.3 ENRON ROSWELL ATTN: Bob Marley

Customer Sample ID: PIT3-4 @ 5'
Date Sampled.....: 09/22/96
Time Sampled.....: 14:45
Sample Matrix.....: Soil

Laboratory Sample ID: 962637-2
Date Received.....: 09/24/96
Time Received.....: 09:00

TEST METHOD	PARAMETER/TEST DESCRIPTION	SAMPLE RESULT	FLAGS	REPORTING LIMIT	UNITS	DATE	TECH
	4-Methylphenol (p-cresol)	ND		330	ug/Kg	10/08/96	dmj
	2-Nitrophenol	ND		330	ug/Kg	10/08/96	dmj
	4-Nitrophenol	ND		1650	ug/Kg	10/08/96	dmj
	Pentachlorophenol	ND		1650	ug/Kg	10/08/96	dmj
	Phenol	ND	Y	330	ug/Kg	10/08/96	dmj
	2,4,5-Trichlorophenol	ND		330	ug/Kg	10/08/96	dmj
	2,4,6-Trichlorophenol	ND		330	ug/Kg	10/08/96	dmj
SW-846 8240	Volatile Organics						
	Acetone	ND		100.	ug/Kg	09/26/96	bfr
	Benzene	ND		1.	ug/Kg	09/26/96	bfr
	Bromodichloromethane	ND		5.	ug/Kg	09/26/96	bfr
	Bromoform	ND		5.	ug/Kg	09/26/96	bfr
	Bromomethane	ND		10.	ug/Kg	09/26/96	bfr
	Methyl ethyl ketone (2-Butanone)	ND		100.	ug/Kg	09/26/96	bfr
	Carbon disulfide	ND		5.	ug/Kg	09/26/96	bfr
	Carbon tetrachloride	ND		5.	ug/Kg	09/26/96	bfr
	Chlorobenzene	ND		5.	ug/Kg	09/26/96	bfr
	Chloroethane	ND		10.	ug/Kg	09/26/96	bfr
	2-Chloroethylvinyl ether	ND		10.	ug/Kg	09/26/96	bfr
	Chloroform	ND		5.	ug/Kg	09/26/96	bfr
	Chloromethane	ND		10.	ug/Kg	09/26/96	bfr
	Dibromochloromethane	ND		5.	ug/Kg	09/26/96	bfr
	1,1-Dichloroethane	ND		5.	ug/Kg	09/26/96	bfr
	1,2-Dichloroethane	ND		5.	ug/Kg	09/26/96	bfr
	1,1-Dichloroethene	ND		5.	ug/Kg	09/26/96	bfr
	trans-1,2-Dichloroethene	ND		5.	ug/Kg	09/26/96	bfr
	1,2-Dichloropropane	ND		5.	ug/Kg	09/26/96	bfr
	cis-1,3-Dichloropropene	ND		5.	ug/Kg	09/26/96	bfr
	trans-1,3-Dichloropropene	ND		5.	ug/Kg	09/26/96	bfr
	Ethylbenzene	ND		5.	ug/Kg	09/26/96	bfr
	2-Hexanone	ND		50.	ug/Kg	09/26/96	bfr
	Methylene chloride	6		5.	ug/Kg	09/26/96	bfr
	4-Methyl-2-pentanone (MIBK)	ND		50.	ug/Kg	09/26/96	bfr
	Styrene	ND		5.	ug/Kg	09/26/96	bfr
	1,1,2,2-Tetrachloroethane	ND		5.	ug/Kg	09/26/96	bfr
	Tetrachloroethene	ND		5.	ug/Kg	09/26/96	bfr
	Toluene	ND		5.	ug/Kg	09/26/96	bfr
	1,1,1-Trichloroethane	ND		5.	ug/Kg	09/26/96	bfr
	1,1,2-Trichloroethane	ND		5.	ug/Kg	09/26/96	bfr
	Trichloroethene	ND		5.	ug/Kg	09/26/96	bfr
	Vinyl acetate	ND		50.	ug/Kg	09/26/96	bfr
	Vinyl chloride	ND		10.	ug/Kg	09/26/96	bfr
	Xylenes (total)	ND		5.	ug/Kg	09/26/96	bfr

The analytical results, opinions or interpretations contained in this report are based upon information and material supplied by the client for whose exclusive and confidential use this report has been made. The analytical results, opinions or interpretations expressed represent the best judgment of Core Laboratories. Core Laboratories, however, makes no warranty or representation, express or implied, of any type, and expressly disclaims same as to the productivity, proper operations or profitableness of any oil, gas, coal or other mineral property, well or sand in connection with which such report is used or relied upon for any reason whatsoever. This report shall not be reproduced, in whole or in part, without the written approval of Core Laboratories.

CORE LABORATORIES

LABORATORY TEST RESULTS

Job Number: 962637 Date: 10/14/96

CUSTOMER: Daniel B. Stephens & Associates PROJECT: 6033.3 ENRON ROSWELL ATTN: Bob Marley

Customer Sample ID: PIT3-4 @ 30'
Date Sampled.....: 09/22/96
Time Sampled.....: 15:40
Sample Matrix.....: Soil

Laboratory Sample ID: 962637-3
Date Received.....: 09/24/96
Time Received.....: 09:00

TEST METHOD	PARAMETER/TEST DESCRIPTION	SAMPLE RESULT	FLAGS	REPORTING LIMIT	UNITS	DATE	TECH
SW-846 3050	Acid Digestion: Solids, Solid	Complete				09/26/96	lmt
SW-846 6010A	Arsenic (As), Solid	<5		5	mg/Kg	09/27/96	gag
SW-846 6010A	Barium (Ba), Solid	50		1	mg/Kg	09/27/96	gag
SW-846 6010A	Cadmium (Cd), Solid	<0.5		0.5	mg/Kg	09/27/96	gag
SW-846 6010A	Chromium (Cr), Solid	10		1	mg/Kg	09/27/96	gag
SW-846 6010A	Lead (Pb), Solid	10		5	mg/Kg	09/27/96	gag
SW-846 7471	Mercury (Hg), Solid	<0.10		0.10	mg/Kg	09/27/96	lmt
SW-846 6010A	Selenium (Se), Solid	<10		10	mg/Kg	09/27/96	gag
SW-846 6010A	Silver (Ag), Solid	<1		1	mg/Kg	09/27/96	gag
EPA 418.1	Total Recoverable Petroleum Hydrocarbons, Solid	43		10.	mg/Kg	10/03/96	jbd
SW-846 3550	Extraction (Ultrasonic) PCBs						
	Ultrasonic Extraction	Complete				09/27/96	smc
SW-846 8080	PCB Analysis						
	Aroclor 1016	ND		17	ug/Kg	10/02/96	smc
	Aroclor 1221	ND		17	ug/Kg	10/02/96	smc
	Aroclor 1232	ND		17	ug/Kg	10/02/96	smc
	Aroclor 1242	ND		17	ug/Kg	10/02/96	smc
	Aroclor 1248	ND		17	ug/Kg	10/02/96	smc
	Aroclor 1254	ND	YZ	17	ug/Kg	10/02/96	smc
	Aroclor 1260	ND		17	ug/Kg	10/02/96	smc
	Aroclor 1262	ND		17	ug/Kg	10/02/96	smc
	Aroclor 1268	ND		17	ug/Kg	10/02/96	smc
SW-846 3550	Extraction (Ultrasonic) SVOCs						
	Ultrasonic Extraction	Complete				09/27/96	jbd
SW-846 8270	Semivolatile Organics						
	Acenaphthene	ND		330	ug/Kg	10/08/96	dmj
	Acenaphthylene	ND		330	ug/Kg	10/08/96	dmj
	Anthracene	ND		330	ug/Kg	10/08/96	dmj
	Benzidine	ND		1650	ug/Kg	10/08/96	dmj
	Benzo(a)anthracene	ND		330	ug/Kg	10/08/96	dmj
	Benzo(b)fluoranthene	ND		330	ug/Kg	10/08/96	dmj
	Benzo(k)fluoranthene	ND		330	ug/Kg	10/08/96	dmj
	Benzo(ghi)perylene	ND		330	ug/Kg	10/08/96	dmj
	Benzo(a)pyrene	ND		330	ug/Kg	10/08/96	dmj
	Benzyl alcohol	ND		330	ug/Kg	10/08/96	dmj

The analytical results, opinions or interpretations contained in this report are based upon information and material supplied by the client for whose exclusive and confidential use this report has been made. The analytical results, opinions or interpretations expressed represent the best judgment of Core Laboratories. Core Laboratories, however, makes no warranty or representation, express or implied, of any type, and expressly disclaims same as to the productivity, proper operations or profitableness of any oil, gas, coal or other mineral, property, well or sand, in connection with which such report is used or relied upon for any reason whatsoever. This report shall not be reproduced, in whole or in part, without the written approval of Core Laboratories.

CORE LABORATORIES

LABORATORY TEST RESULTS

Job Number: 962637 Date: 10/14/96

CUSTOMER: Daniel B. Stephens & Associates PROJECT: 6033.3 ENRON ROSWELL ATTN: Bob Marley

Customer Sample ID: PIT3-4 @ 30'
Date Sampled.....: 09/22/96
Time Sampled.....: 15:40
Sample Matrix.....: Soil

Laboratory Sample ID: 962637-3
Date Received.....: 09/24/96
Time Received.....: 09:00

TEST METHOD	PARAMETER/TEST DESCRIPTION	SAMPLE RESULT	FLAGS	REPORTING LIMIT	UNITS	DATE	TECH
	Butyl benzyl phthalate	ND		330	ug/Kg	10/08/96	dmj
	Bis(2-chloroethoxy)methane	ND		330	ug/Kg	10/08/96	dmj
	Bis(2-chloroethyl)ether	ND		330	ug/Kg	10/08/96	dmj
	Bis(2-chloroisopropyl)ether	ND		330	ug/Kg	10/08/96	dmj
	Bis(2-ethylhexyl)phthalate	ND		330	ug/Kg	10/08/96	dmj
	4-Bromophenyl phenyl ether	ND		330	ug/Kg	10/08/96	dmj
	4-Chloroaniline	ND		330	ug/Kg	10/08/96	dmj
	2-Chloronaphthalene	ND		330	ug/Kg	10/08/96	dmj
	4-Chlorophenyl phenyl ether	ND		330	ug/Kg	10/08/96	dmj
	Chrysene	ND		330	ug/Kg	10/08/96	dmj
	Dibenzo(a,h)anthracene	ND		330	ug/Kg	10/08/96	dmj
	Dibenzofuran	ND		330	ug/Kg	10/08/96	dmj
	1,2-Dichlorobenzene	ND		330	ug/Kg	10/08/96	dmj
	1,3-Dichlorobenzene	ND		330	ug/Kg	10/08/96	dmj
	1,4-Dichlorobenzene	ND		330	ug/Kg	10/08/96	dmj
	3,3-Dichlorobenzidine	ND		330	ug/Kg	10/08/96	dmj
	Diethyl phthalate	ND		330	ug/Kg	10/08/96	dmj
	Dimethyl phthalate	ND		330	ug/Kg	10/08/96	dmj
	Di-n-butyl phthalate	ND		330	ug/Kg	10/08/96	dmj
	Di-n-octyl phthalate	ND		330	ug/Kg	10/08/96	dmj
	2,4-Dinitrotoluene	ND	Y	330	ug/Kg	10/08/96	dmj
	2,6-Dinitrotoluene	ND		330	ug/Kg	10/08/96	dmj
	Fluoranthene	ND		330	ug/Kg	10/08/96	dmj
	Fluorene	ND		330	ug/Kg	10/08/96	dmj
	Hexachlorobenzene	ND		330	ug/Kg	10/08/96	dmj
	Hexachlorobutadiene	ND		330	ug/Kg	10/08/96	dmj
	Hexachlorocyclopentadiene	ND		330	ug/Kg	10/08/96	dmj
	Hexachloroethane	ND		330	ug/Kg	10/08/96	dmj
	Indeno(1,2,3-cd)pyrene	ND		330	ug/Kg	10/08/96	dmj
	Isophorone	ND		330	ug/Kg	10/08/96	dmj
	2-Methylnaphthalene	ND		330	ug/Kg	10/08/96	dmj
	Naphthalene	ND		330	ug/Kg	10/08/96	dmj
	o-Nitroaniline	ND		1650	ug/Kg	10/08/96	dmj
	m-Nitroaniline	ND		1650	ug/Kg	10/08/96	dmj
	p-Nitroaniline	ND		1650	ug/Kg	10/08/96	dmj
	Nitrobenzene	ND		330	ug/Kg	10/08/96	dmj
	n-Nitrosodi-n-propylamine	ND		330	ug/Kg	10/08/96	dmj
	n-Nitrosodiphenylamine	ND		330	ug/Kg	10/08/96	dmj
	Phenanthrene	ND		330	ug/Kg	10/08/96	dmj
	Pyrene	ND		330	ug/Kg	10/08/96	dmj
	1,2,4-Trichlorobenzene	ND		330	ug/Kg	10/08/96	dmj
	Benzoic acid	ND		1650	ug/Kg	10/08/96	dmj
	4-Chloro-3-methylphenol	ND		330	ug/Kg	10/08/96	dmj
	2-Chlorophenol	ND		330	ug/Kg	10/08/96	dmj
	2,4-Dichlorophenol	ND		330	ug/Kg	10/08/96	dmj
	2,4-Dimethylphenol	ND		330	ug/Kg	10/08/96	dmj
	2,4-Dinitrophenol	ND		1650	ug/Kg	10/08/96	dmj
	2-Methyl-4,6-dinitrophenol	ND		1650	ug/Kg	10/08/96	dmj
	2-Methylphenol (o-cresol)	ND		330	ug/Kg	10/08/96	dmj

The analytical results, opinions or interpretations contained in this report are based upon information and material supplied by the client for whose exclusive and confidential use this report has been made. The analytical results, opinions or interpretations expressed represent the best judgment of Core Laboratories. Core Laboratories, however, makes no warranty or representation, express or implied, of any type, and expressly disclaims same as to the productivity, proper operations or profitableness of any oil, gas, coal or other minerals, property, well or sand in connection with which such report is used or relied upon for any reason whatsoever. This report shall not be reproduced, in whole or in part, without the written approval of Core Laboratories.

CORE LABORATORIES

LABORATORY TEST RESULTS

Job Number: 962637 Date: 10/14/96

CUSTOMER: Daniel B. Stephens & Associates PROJECT: 6033.3 ENRON ROSWELL ATTN: Bob Marley

Customer Sample ID: PIT3-4 @ 30'
Date Sampled.....: 09/22/96
Time Sampled.....: 15:40
Sample Matrix.....: Soil

Laboratory Sample ID: 962637-3
Date Received.....: 09/24/96
Time Received.....: 09:00

TEST METHOD	PARAMETER/TEST DESCRIPTION	SAMPLE RESULT	FLAGS	REPORTING LIMIT	UNITS	DATE	TECH
	4-Methylphenol (p-cresol)	ND		330	ug/Kg	10/08/96	dmj
	2-Nitrophenol	ND		330	ug/Kg	10/08/96	dmj
	4-Nitrophenol	ND		1650	ug/Kg	10/08/96	dmj
	Pentachlorophenol	ND		1650	ug/Kg	10/08/96	dmj
	Phenol	ND	Y	330	ug/Kg	10/08/96	dmj
	2,4,5-Trichlorophenol	ND		330	ug/Kg	10/08/96	dmj
	2,4,6-Trichlorophenol	ND		330	ug/Kg	10/08/96	dmj
SW-846 8240	Volatile Organics						
	Acetone	ND		100.	ug/Kg	09/26/96	bfr
	Benzene	ND		1.	ug/Kg	09/26/96	bfr
	Bromodichloromethane	ND		5.	ug/Kg	09/26/96	bfr
	Bromoform	ND		5.	ug/Kg	09/26/96	bfr
	Bromomethane	ND		10.	ug/Kg	09/26/96	bfr
	Methyl ethyl ketone (2-Butanone)	ND		100.	ug/Kg	09/26/96	bfr
	Carbon disulfide	ND		5.	ug/Kg	09/26/96	bfr
	Carbon tetrachloride	ND		5.	ug/Kg	09/26/96	bfr
	Chlorobenzene	ND		5.	ug/Kg	09/26/96	bfr
	Chloroethane	ND		10.	ug/Kg	09/26/96	bfr
	2-Chloroethylvinyl ether	ND		10.	ug/Kg	09/26/96	bfr
	Chloroform	ND		5.	ug/Kg	09/26/96	bfr
	Chloromethane	ND		10.	ug/Kg	09/26/96	bfr
	Dibromochloromethane	ND		5.	ug/Kg	09/26/96	bfr
	1,1-Dichloroethane	ND		5.	ug/Kg	09/26/96	bfr
	1,2-Dichloroethane	ND		5.	ug/Kg	09/26/96	bfr
	1,1-Dichloroethene	ND		5.	ug/Kg	09/26/96	bfr
	trans-1,2-Dichloroethene	ND		5.	ug/Kg	09/26/96	bfr
	1,2-Dichloropropane	ND		5.	ug/Kg	09/26/96	bfr
	cis-1,3-Dichloropropene	ND		5.	ug/Kg	09/26/96	bfr
	trans-1,3-Dichloropropene	ND		5.	ug/Kg	09/26/96	bfr
	Ethylbenzene	ND		5.	ug/Kg	09/26/96	bfr
	2-Hexanone	ND		50.	ug/Kg	09/26/96	bfr
	Methylene chloride	8		5.	ug/Kg	09/26/96	bfr
	4-Methyl-2-pentanone (MIBK)	ND		50.	ug/Kg	09/26/96	bfr
	Styrene	ND		5.	ug/Kg	09/26/96	bfr
	1,1,2,2-Tetrachloroethane	ND		5.	ug/Kg	09/26/96	bfr
	Tetrachloroethene	ND		5.	ug/Kg	09/26/96	bfr
	Toluene	ND		5.	ug/Kg	09/26/96	bfr
	1,1,1-Trichloroethane	ND		5.	ug/Kg	09/26/96	bfr
	1,1,2-Trichloroethane	ND		5.	ug/Kg	09/26/96	bfr
	Trichloroethene	ND		5.	ug/Kg	09/26/96	bfr
	Vinyl acetate	ND		50.	ug/Kg	09/26/96	bfr
	Vinyl chloride	ND		10.	ug/Kg	09/26/96	bfr
	Xylenes (total)	ND		5.	ug/Kg	09/26/96	bfr

The analytical results, opinions or interpretations contained in this report are based upon information and material supplied by the client for whose exclusive and confidential use this report has been made. The analytical results, opinions or interpretations expressed represent the best judgment of Core Laboratories. Core Laboratories, however, makes no warranty or representation, express or implied, of any type, and expressly disclaims same as to the productivity, proper operations or profitableness of any oil, gas, coal or other mineral property, well or sand in connection with which such report is used or relied upon for any reason whatsoever. This report shall not be reproduced, in whole or in part, without the written approval of Core Laboratories.

CORE LABORATORIES

QUALITY CONTROL RESULTS

Job Number: 962637 Date: 10/14/96

CUSTOMER: Daniel B. Stephens & Associates PROJECT: 6033.3 ENRON ROSWELL ATTN: Bob Marley

Test Method.....: SW-846 7471 Batch.....: 13828 Analyst...: lmt
Method Description.: Mercury (CVAA) Detection Limit...: 0.0002
Parameter.....: Mercury (Hg) Units.....: mg/L

QC	Lab ID	Reagent	QC Result	QC Result	True Value	Orig. Value	Calc. Result	Units	F	Date/Time
ICV		960624G	0.003798		0.004000		95.0	% REC		09/27/96 1000
ICB		09276	0.000041							09/27/96 1003
MB		0926	0.000041							09/27/96 1005
MD	962604-1		0.000041			0.000041	0.00000	ABS Diff.		09/27/96 1011
MS	962604-2	950929N	0.004847		0.005000	0.000041	96.1	% REC		09/27/96 1016
CCV		950929N	0.004934		0.005000		98.7	% REC		09/27/96 1032
CCB		09276	0.000041							09/27/96 1035
EB		1312	0.000041							09/27/96 1051
SB		950929N	0.004585		0.005000		91.7	% REC		09/27/96 1054
ED	962497-1		0.000958			0.000958	0.00000	ABS Diff.		09/27/96 1059
MS	962497-1	950929N	0.006158		0.005000	0.000958	104.0	% REC		09/27/96 1102
CCV		950929N	0.005371		0.005000		107.4	% REC		09/27/96 1105
CCB		09276	0.000041							09/27/96 1107
MD	962497-1		0.000915			0.000958	0.00004	ABS Diff.		09/27/96 1110
MB		0926	0.000041							09/27/96 1113
MD	962585-1		0.000041			0.000041	0.00000	ABS Diff.		09/27/96 1118
MS	962585-8	950929N	0.005065		0.005000	0.000041	100.5	% REC		09/27/96 1126
CCV		950929N	0.005065		0.005000		101.3	% REC		09/27/96 1137
CCB		09276	0.000041							09/27/96 1139
LCS		960097	0.001789		0.00150		119.3	% REC		09/27/96 1148
CCV		950929N	0.005371		0.005000		107.4	% REC		09/27/96 1206
CCB		09276	0.000041							09/27/96 1209

Test Method.....: EPA 418.1 Batch.....: 14123 Analyst...: jbd
Method Description.: Total Recoverable Petroleum Hydrocarbons Detection Limit...: 1.
Parameter.....: Total Recoverable Petroleum Hydrocarbons Units.....: mg/L

QC	Lab ID	Reagent	QC Result	QC Result	True Value	Orig. Value	Calc. Result	Units	F	Date/Time
ICB		R092396M	0							10/03/96 0900
MB		R092396M	0							10/03/96 0900
CCB		R092396M	0							10/03/96 0900
ICV		940114	43		44		97.7	% REC		10/03/96 0900
CCV		X960923C	54		50		108.0	% REC		10/03/96 0900
MD	962638-3		35			36	2.8	RPD		10/03/96 0900

Test Method.....: SW-846 6010A Batch.....: 14191 Analyst...: gag
Method Description.: Metals Analysis (ICAP) Detection Limit...: 0.01
Parameter.....: Arsenic (As) Units.....: mg/L

QC	Lab ID	Reagent	QC Result	QC Result	True Value	Orig. Value	Calc. Result	Units	F	Date/Time
ICV		960429Z	2.08329		2.00		104.2	% REC		09/27/96 1131
ICB		960614M	-0.00015							09/27/96 1313
ISB		960630H	1.02717		1.000		102.7	% REC		09/27/96 1322
CRI		960702Z	0.00118		0.002500		47.2	% REC		09/27/96 1330
CCV		960821N	2.50965		2.5		100.4	% REC		09/27/96 1400
CCB		960614M	-0.00372							09/27/96 1415
ISB		960630H	1.05158		1.000		105.2	% REC		09/27/96 1431
CCV		960821N	2.50944		2.5		100.4	% REC		09/27/96 1437
CCB		960614M	0.00231							09/27/96 1443

The analytical results, opinions or interpretations contained in this report are based upon information and material supplied by the client for whose exclusive and confidential use this report has been made. The analytical results, opinions or interpretations expressed represent the best judgment of Core Laboratories. Core Laboratories, however, makes no warranty or representation, express or implied, of any type, and expressly disclaims same as to the productivity, proper operations or profitableness of any oil, gas, coal or other mineral, property, well or sand in connection with which such report is used or relied upon for any reason whatsoever. This report shall not be reproduced, in whole or in part, without the written approval of Core Laboratories.

CORE LABORATORIES

QUALITY CONTROL RESULTS

Job Number: 962637 Date: 10/14/96

CUSTOMER: Daniel B. Stephens & Associates PROJECT: 6033.3 ENRON ROSWELL ATTN: Bob Marley

Test Method.....: SW-846 6010A Batch.....: 14191 Analyst...: gag
Method Description.: Metals Analysis (ICAP) Detection Limit...: 0.01
Parameter.....: Arsenic (As) Units.....: mg/L

QC	Lab ID	Reagent	QC Result	QC Result	True Value	Orig. Value	Calc. Result	Units	F	Date/Time
CCV		960821N	2.54171		2.5		101.7	% REC		09/27/96 1529
CCB		960614M	-0.00186							09/27/96 1535
MB		0926	0.00336							09/27/96 1604
LCS		960097	0.81103		0.754		107.6	% REC		09/27/96 1609
CCV		960821N	2.54945		2.5		102.0	% REC		09/27/96 1617
CCB		960614M	-0.00306							09/27/96 1625
MD	962614-1		0.05517			0.05593	1.4	RPD		09/27/96 1629
MS	962614-2	960917G	1.04317		1.000	0.05717	98.6	% REC		09/27/96 1634
CCV		960821N	2.56320		2.5		102.5	% REC		09/27/96 1656
CCB		960614M	0.00426							09/27/96 1703
ISB		960630H	1.03396		1.000		103.4	% REC		09/27/96 1714
CCV		960821N	2.54761		2.5		101.9	% REC		09/27/96 1719
CCB		960614M	0.00082							09/27/96 1723

Test Method.....: SW-846 6010A Batch.....: 14191 Analyst...: gag
Method Description.: Metals Analysis (ICAP) Detection Limit...: 0.001
Parameter.....: Barium (Ba) Units.....: mg/L

QC	Lab ID	Reagent	QC Result	QC Result	True Value	Orig. Value	Calc. Result	Units	F	Date/Time
ICV		960725M	1.04853		1.00		104.9	% REC		09/27/96 1139
ICB		960614M	0.00023							09/27/96 1313
ISB		960630H	0.58069		0.5000		116.1	% REC		09/27/96 1322
CRI		960702Z	0.00610		0.005000		122.0	% REC		09/27/96 1330
CCV		960821N	5.17452		5.0		103.5	% REC		09/27/96 1400
CCB		960614M	0.00034							09/27/96 1415
ISB		960630H	0.59111		0.5000		118.2	% REC		09/27/96 1431
CCV		960821N	5.15800		5.0		103.2	% REC		09/27/96 1437
CCB		960614M	0.00092							09/27/96 1443
CCV		960821N	5.18664		5.0		103.7	% REC		09/27/96 1529
CCB		960614M	0.00045							09/27/96 1535
MB		0926	0.00078							09/27/96 1604
LCS		960097	1.12764		1.06		106.4	% REC		09/27/96 1609
CCV		960821N	5.22753		5.0		104.6	% REC		09/27/96 1617
CCB		960614M	0.00046							09/27/96 1625
MD	962614-1		2.50602			7.03724	95.0	RPD	*	09/27/96 1629
MS	962614-2	960917G	3.97466		1.000	1.47161	250.3	% REC		09/27/96 1634
PDS	962614-2	960917G	2.49558		1.000	1.47161	102.4	% REC		09/27/96 1638
CCV		960821N	5.20801		5.0		104.2	% REC		09/27/96 1656
CCB		960614M	-0.00057							09/27/96 1703
ISB		960630H	0.57541		0.5000		115.1	% REC		09/27/96 1714
CCV		960821N	5.20570		5.0		104.1	% REC		09/27/96 1719
CCB		960614M	0.00057							09/27/96 1723

Test Method.....: SW-846 6010A Batch.....: 14191 Analyst...: gag
Method Description.: Metals Analysis (ICAP) Detection Limit...: 0.0005
Parameter.....: Cadmium (Cd) Units.....: mg/L

QC	Lab ID	Reagent	QC Result	QC Result	True Value	Orig. Value	Calc. Result	Units	F	Date/Time
ICV		960429Z	2.01820		2.00		100.9	% REC		09/27/96 1131

The analytical results, opinions or interpretations contained in this report are based upon information and material supplied by the client for whose exclusive and confidential use this report has been made. The analytical results, opinions or interpretations expressed represent the best judgment of Core Laboratories. Core Laboratories, however, makes no warranty or representation, express or implied, of any type, and expressly disclaims same as to the productivity, proper operations or profitableness of any oil, gas, coal or other mineral, property, well or sand in connection with which such report is used or relied upon for any reason whatsoever. This report shall not be reproduced, in whole or in part, without the written approval of Core Laboratories.

CORE LABORATORIES

QUALITY CONTROL RESULTS

Job Number: 962637 Date: 10/14/96

CUSTOMER: Daniel B. Stephens & Associates PROJECT: 6033.3 ENRON ROSWELL ATTN: Bob Marley

Test Method.....: SW-846 6010A
Method Description.: Metals Analysis (ICAP)
Parameter.....: Cadmium (Cd)
Batch.....: 14191
Detection Limit...: 0.0005
Units.....: mg/L
Analyst...: gag

QC	Lab ID	Reagent	QC Result	QC Result	True Value	Orig. Value	Calc. Result	Units	F	Date/Time
ICB		960614M	0.00023							09/27/96 1313
ISB		960630H	1.01038		1.000		101.0	% REC		09/27/96 1322
CRI		960702Z	0.00011		0.000500		22.0	% REC		09/27/96 1330
CCV		960821N	0.97299		1.0		97.3	% REC		09/27/96 1400
CCB		960614M	-0.00036							09/27/96 1415
ISB		960630H	1.03789		1.000		103.8	% REC		09/27/96 1431
CCV		960821N	0.97846		1.0		97.8	% REC		09/27/96 1437
CCB		960614M	-0.00023							09/27/96 1443
CCV		960821N	0.98463		1.0		98.5	% REC		09/27/96 1529
CCB		960614M	-0.00007							09/27/96 1535
MB		0926	0.00020							09/27/96 1604
LCS		960097	0.45651		0.454		100.6	% REC		09/27/96 1609
CCV		960821N	0.99919		1.0		99.9	% REC		09/27/96 1617
CCB		960614M	0.00030							09/27/96 1625
MD	962614-1		0.00481			0.00408	16.4	RPD		09/27/96 1629
MS	962614-2	960917G	0.99998		1.000	0.00517	99.5	% REC		09/27/96 1634
CCV		960821N	0.99723		1.0		99.7	% REC		09/27/96 1656
CCB		960614M	-0.00011							09/27/96 1703
ISB		960630H	1.01188		1.000		101.2	% REC		09/27/96 1714
CCV		960821N	1.00241		1.0		100.2	% REC		09/27/96 1719
CCB		960614M	0.00008							09/27/96 1723

Test Method.....: SW-846 6010A
Method Description.: Metals Analysis (ICAP)
Parameter.....: Chromium (Cr)
Batch.....: 14191
Detection Limit...: 0.005
Units.....: mg/L
Analyst...: gag

QC	Lab ID	Reagent	QC Result	QC Result	True Value	Orig. Value	Calc. Result	Units	F	Date/Time
ICV		960429Z	1.96086		2.00		98.0	% REC		09/27/96 1131
ICB		960614M	0.00110							09/27/96 1313
ISB		960630H	0.51929		0.5000		103.9	% REC		09/27/96 1322
CRI		960702Z	0.00387		0.002500		154.8	% REC		09/27/96 1330
CCV		960821N	2.50689		2.5		100.3	% REC		09/27/96 1400
CCB		960614M	0.00117							09/27/96 1415
ISB		960630H	0.56652		0.5000		113.3	% REC		09/27/96 1431
CCV		960821N	2.52304		2.5		100.9	% REC		09/27/96 1437
CCB		960614M	0.00000							09/27/96 1443
CCV		960821N	2.53977		2.5		101.6	% REC		09/27/96 1529
CCB		960614M	-0.00000							09/27/96 1535
MB		0926	0.00029							09/27/96 1604
LCS		960097	0.77576		0.71		109.3	% REC		09/27/96 1609
CCV		960821N	2.57016		2.5		102.8	% REC		09/27/96 1617
CCB		960614M	0.00058							09/27/96 1625
MD	962614-1		0.13637			0.11411	17.8	RPD		09/27/96 1629
MS	962614-2	960917G	1.20698		1.000	0.16188	104.5	% REC		09/27/96 1634
CCV		960821N	2.57633		2.5		103.1	% REC		09/27/96 1656
CCB		960614M	-0.00058							09/27/96 1703
ISB		960630H	0.55439		0.5000		110.9	% REC		09/27/96 1714
CCV		960821N	2.57368		2.5		102.9	% REC		09/27/96 1719
CCB		960614M	-0.00117							09/27/96 1723

The analytical results, opinions or interpretations contained in this report are based upon information and material supplied by the client for whose exclusive and confidential use this report has been made. The analytical results, opinions or interpretations expressed represent the best judgment of Core Laboratories. Core Laboratories, however, makes no warranty or representation, express or implied, of any type, and expressly disclaims same as to the productivity, proper operations or profitableness of any oil, gas, coal or other mineral property, well or sand in connection with which such report is used or relied upon for any reason whatsoever. This report shall not be reproduced, in whole or in part, without the written approval of Core Laboratories.

CORE LABORATORIES

QUALITY CONTROL RESULTS

Job Number: 962637 Date: 10/14/96

CUSTOMER: Daniel B. Stephens & Associates PROJECT: 6033.3 ENRON ROSWELL ATTN: Bob Marley

Test Method.....: SW-846 6010A
Method Description.: Metals Analysis (ICAP)
Parameter.....: Lead (Pb)
Batch.....: 14191
Detection Limit...: 0.003
Units.....: mg/L
Analyst...: gag

QC	Lab ID	Reagent	QC Result	QC Result	True Value	Orig. Value	Calc. Result	Units	F	Date/Time
ICV		960429Z	2.03052		2.00		101.5	% REC		09/27/96 1131
ICB		960614M	0.00039							09/27/96 1313
ISB		960630H	1.08076		1.000		108.1	% REC		09/27/96 1322
CRI		960702Z	0.00045		0.002500		18.0	% REC		09/27/96 1330
CCV		960821N	0.98309		1.0		98.3	% REC		09/27/96 1400
CCB		960614M	0.00247							09/27/96 1415
ISB		960630H	1.12534		1.000		112.5	% REC		09/27/96 1431
CCV		960821N	0.99798		1.0		99.8	% REC		09/27/96 1437
CCB		960614M	0.00118							09/27/96 1443
CCV		960821N	1.00240		1.0		100.2	% REC		09/27/96 1529
CCB		960614M	0.00225							09/27/96 1535
MB		0926	-0.00034							09/27/96 1604
LCS		960097	0.55661		0.535		104.0	% REC		09/27/96 1609
CCV		960821N	1.01656		1.0		101.7	% REC		09/27/96 1617
CCB		960614M	-0.00003							09/27/96 1625
MD	962614-1		0.07406			0.05568	28.3	RPD	*	09/27/96 1629
MS	962614-2	960917G	1.15689		1.000	0.09851	105.8	% REC		09/27/96 1634
CCV		960821N	1.01773		1.0		101.8	% REC		09/27/96 1656
CCB		960614M	-0.00189							09/27/96 1703
ISB		960630H	1.10445		1.000		110.4	% REC		09/27/96 1714
CCV		960821N	1.01542		1.0		101.5	% REC		09/27/96 1719
CCB		960614M	0.00029							09/27/96 1723

Test Method.....: SW-846 6010A
Method Description.: Metals Analysis (ICAP)
Parameter.....: Selenium (Se)
Batch.....: 14191
Detection Limit...: 0.01
Units.....: mg/L
Analyst...: gag

QC	Lab ID	Reagent	QC Result	QC Result	True Value	Orig. Value	Calc. Result	Units	F	Date/Time
ICV		960429Z	2.08901		2.00		104.5	% REC		09/27/96 1131
ICB		960614M	0.00623							09/27/96 1313
ISB		960630H	1.12223		1.000		112.2	% REC		09/27/96 1322
CRI		960702Z	0.01146		0.002500		458.4	% REC		09/27/96 1330
CCV		960821N	2.53613		2.5		101.4	% REC		09/27/96 1400
CCB		960614M	0.00254							09/27/96 1415
ISB		960630H	1.15020		1.000		115.0	% REC		09/27/96 1431
CCV		960821N	2.51679		2.5		100.7	% REC		09/27/96 1437
CCB		960614M	-0.00669							09/27/96 1443
CCV		960821N	2.53340		2.5		101.3	% REC		09/27/96 1529
CCB		960614M	0.00881							09/27/96 1535
MB		0926	0.00006							09/27/96 1604
LCS		960097	0.72418		0.723		100.2	% REC		09/27/96 1609
CCV		960821N	2.55962		2.5		102.4	% REC		09/27/96 1617
CCB		960614M	0.00451							09/27/96 1625
MD	962614-1		0.01875			0.03086	0.01211	ABS Diff.	*	09/27/96 1629
MS	962614-2	960917G	0.93593		1.000	0.00857	92.7	% REC		09/27/96 1634
CCV		960821N	2.54906		2.5		102.0	% REC		09/27/96 1656
CCB		960614M	-0.00619							09/27/96 1703
ISB		960630H	1.11531		1.000		111.5	% REC		09/27/96 1714
CCV		960821N	2.55668		2.5		102.3	% REC		09/27/96 1719
CCB		960614M	-0.00477							09/27/96 1723

The analytical results, opinions or interpretations contained in this report are based upon information and material supplied by the client for whose exclusive and confidential use this report has been made. The analytical results, opinions or interpretations expressed represent the best judgment of Core Laboratories. Core Laboratories, however, makes no warranty or representation, express or implied, of any type, and expressly disclaims same as to the productivity, proper operations or profitableness of any oil, gas, coal or other mineral property, well or sand in connection with which such report is used or relied upon for any reason whatsoever. This report shall not be reproduced, in whole or in part, without the written approval of Core Laboratories.

CORE LABORATORIES

QUALITY CONTROL RESULTS

Job Number: 962637 Date: 10/14/96

CUSTOMER: Daniel B. Stephens & Associates PROJECT: 6033.3 ENRON ROSWELL ATTN: Bob Marley

Test Method.....: SW-846 6010A Batch.....: 14191 Analyst...: gag
Method Description.: Metals Analysis (ICAP) Detection Limit...: 0.005
Parameter.....: Silver (Ag) Units.....: mg/L

QC	Lab ID	Reagent	QC Result	QC Result	True Value	Orig. Value	Calc. Result	Units	F	Date/Time
ICV		960725M	1.03663		1.00		103.7	% REC		09/27/96 1139
ICB		960614M	0.00449							09/27/96 1313
ISB		960630H	1.18739		1.000		118.7	% REC		09/27/96 1322
CRI		960702Z	0.00372		0.005000		74.4	% REC		09/27/96 1330
CCV		960816Z	2.57934		2.500		103.2	% REC		09/27/96 1353
CCB		960614M	0.00052							09/27/96 1415
ISB		960630H	1.06526		1.000		106.5	% REC		09/27/96 1431
CCV		960816Z	2.56378		2.500		102.6	% REC		09/27/96 1434
CCB		960614M	-0.00177							09/27/96 1443
CCV		960816Z	2.60317		2.500		104.1	% REC		09/27/96 1527
CCB		960614M	0.00037							09/27/96 1535
MB		0926	-0.00068							09/27/96 1604
LCS		960097	1.21290		1.16		104.6	% REC		09/27/96 1609
CCV		960816Z	2.60890		2.500		104.4	% REC		09/27/96 1615
CCB		960614M	0.00076							09/27/96 1625
MD	962614-1		-0.00145			-0.00030	0.00115	ABS Diff.		09/27/96 1629
MS	962614-2	960917G	1.07644		1.000	-0.00021	107.7	% REC		09/27/96 1634
CCV		960816Z	2.60601		2.500		104.2	% REC		09/27/96 1654
CCB		960614M	0.00033							09/27/96 1703
ISB		960630H	1.06261		1.000		106.3	% REC		09/27/96 1714
CCV		960816Z	2.61572		2.500		104.6	% REC		09/27/96 1716
CCB		960614M	-0.00068							09/27/96 1723

The analytical results, opinions or interpretations contained in this report are based upon information and material supplied by the client for whose exclusive and confidential use this report has been made. The analytical results, opinions or interpretations expressed represent the best judgment of Core Laboratories. Core Laboratories, however, makes no warranty or representation, express or implied, of any type, and expressly disclaims same as to the productivity, proper operations or profitableness of any oil, gas, coal or other mineral property, well or sand in connection with which such report is used or relied upon for any reason whatsoever. This report shall not be reproduced, in whole or in part, without the written approval of Core Laboratories.

CORE LABORATORIES

QUALITY CONTROL RESULTS

Job Number: 962637 Date: 10/14/96

CUSTOMER: Daniel B. Stephens & Associates PROJECT: 6033.3 ENRON ROSWELL ATTN: Bob Marley

QC Type	Description	Reag. Code	Lab ID	Dilution Factor	Date	Time

Test Method.....: SW-846 8240 Batch.....: 13792 Analyst ...: bfr
Method Description.: Volatile Organics Units.....: ug/L

MB	Method Blank	BIP03			09/26/96	0208

Parameter/Test Description	QC Result	QC Result	Rep. Limit	True Value	Orig. Value	Calc. Result	Units	F
Acetone	ND		100.					
Benzene	ND		1.					
Bromodichloromethane	ND		5.					
Bromoform	ND		5.					
Bromomethane	ND		10.					
Methyl ethyl ketone (2-Butanone)	ND		100.					
Carbon disulfide	ND		5.					
Carbon tetrachloride	ND		5.					
Chlorobenzene	ND		5.					
Chloroethane	ND		10.					
2-Chloroethylvinyl ether	ND		10.					
Chloroform	ND		5.					
Chloromethane	ND		10.					
Dibromochloromethane	ND		5.					
1,1-Dichloroethane	ND		5.					
1,2-Dichloroethane	ND		5.					
1,1-Dichloroethene	ND		5.					
trans-1,2-Dichloroethene	ND		5.					
1,2-Dichloropropane	ND		5.					
cis-1,3-Dichloropropene	ND		5.					
trans-1,3-Dichloropropene	ND		5.					
Ethylbenzene	ND		5.					
2-Hexanone	ND		50.					
Methylene chloride	ND		5.					
4-Methyl-2-pentanone (MIBK)	ND		50.					
Styrene	ND		5.					
1,1,2,2-Tetrachloroethane	ND		5.					
Tetrachloroethene	ND		5.					
Toluene	ND		5.					
1,1,1-Trichloroethane	ND		5.					
1,1,2-Trichloroethane	ND		5.					
Trichloroethene	ND		5.					
Vinyl acetate	ND		50.					
Vinyl chloride	ND		10.					
Xylenes (total)	ND		5.					

MS	Matrix Spike	V960926D	962614-6		09/26/96	0443

Parameter/Test Description	QC Result	QC Result	Rep. Limit	True Value	Orig. Value	Calc. Result	Units	F
Benzene	50.91		1.	49.30	ND	103.3	% REC	
Chlorobenzene	51.07		5.	50.200	ND	101.7	% REC	
1,1-Dichloroethene	56.42		5.	48.95	ND	115.3	% REC	
Toluene	52.18		5.	50.100	ND	104.2	% REC	
Trichloroethene	51.01		5.	49.75	ND	102.5	% REC	

The analytical results, opinions or interpretations contained in this report are based upon information and material supplied by the client for whose exclusive and confidential use this report has been made. The analytical results, opinions or interpretations expressed represent the best judgment of Core Laboratories. Core Laboratories, however, makes no warranty or representation, express or implied, of any type, and expressly disclaims same as to the productivity, proper operations or profitableness of any oil, gas, coal or other mineral, property, well or sand in connection with which such report is used or relied upon for any reason whatsoever. This report shall not be reproduced, in whole or in part, without the written approval of Core Laboratories.

CORE LABORATORIES

QUALITY CONTROL RESULTS

Job Number: 962637 Date: 10/14/96

CUSTOMER: Daniel B. Stephens & Associates PROJECT: 6033.3 ENRON ROSWELL ATTN: Bob Marley

QC Type	Description	Reag. Code	Lab ID	Dilution Factor	Date	Time
MSD	Matrix Spike Duplicate	V960926D	962614-6		09/26/96	0512

Parameter/Test Description	QC Result	QC Result	Rep. Limit	True Value	Orig. Value	Calc. Result	Units	F
Benzene	55.34	50.91	1.	49.30	ND	112.3	% REC	
						8.3	RPD	
Chlorobenzene	55.21	51.07	5.	50.200	ND	110.0	% REC	
						7.8	RPD	
1,1-Dichloroethene	61.96	56.42	5.	48.95	ND	126.6	% REC	
						9.4	RPD	
Toluene	58.15	52.18	5.	50.100	ND	116.1	% REC	
						10.8	RPD	
Trichloroethene	55.40	51.01	5.	49.75	ND	111.4	% REC	
						8.3	RPD	

Test Method.....: SW-846 8080 Batch.....: 13998 Analyst ...: smc
Method Description.: PCB Analysis Units.....: ug/L

MB	Method Blank	1933			10/02/96	1854

Parameter/Test Description	QC Result	QC Result	Rep. Limit	True Value	Orig. Value	Calc. Result	Units	F
Aroclor 1016	ND		0.5					
Aroclor 1221	ND		0.5					
Aroclor 1232	ND		0.5					
Aroclor 1242	ND		0.5					
Aroclor 1248	ND		0.5					
Aroclor 1254	ND		0.5					
Aroclor 1260	ND		0.5					
Aroclor 1262	ND		0.5					
Aroclor 1268	ND		0.5					

LCS	Laboratory Control Sample	P960923A		10	10/02/96	1923

Parameter/Test Description	QC Result	QC Result	Rep. Limit	True Value	Orig. Value	Calc. Result	Units	F
Aroclor 1016	0.210		0.5	0.20020		104.9	% REC	
Aroclor 1260	0.216		0.5	0.20020		107.9	% REC	

MS	Matrix Spike	P960918A	962638-9	10	10/03/96	0041

Parameter/Test Description	QC Result	QC Result	Rep. Limit	True Value	Orig. Value	Calc. Result	Units	F
Aroclor 1254	0.291		0.5	0.20000	ND	145.5	% REC	

MSD	Matrix Spike Duplicate	P960918A	962638-9	10	10/03/96	0110

Parameter/Test Description	QC Result	QC Result	Rep. Limit	True Value	Orig. Value	Calc. Result	Units	F
Aroclor 1254	0.388	0.291	0.5	0.20000	ND	194.0	% REC	Y
						25	RPD	Z

The analytical results, opinions or interpretations contained in this report are based upon information and material supplied by the client for whose exclusive and confidential use this report has been made. The analytical results, opinions or interpretations expressed represent the best judgment of Core Laboratories. Core Laboratories, however, makes no warranty or representation, express or implied, of any type, and expressly disclaims same as to the productivity, proper operations or profitableness of any oil, gas, coal or other mineral, property, well or sand in connection with which such report is used or relied upon for any reason whatsoever. This report shall not be reproduced, in whole or in part, without the written approval of Core Laboratories.

CORE LABORATORIES

QUALITY CONTROL RESULTS

Job Number: 962637 Date: 10/14/96

CUSTOMER: Daniel B. Stephens & Associates PROJECT: 6033.3 ENRON ROSWELL ATTN: Bob Marley

QC Type	Description	Reag. Code	Lab ID	Dilution Factor	Date	Time

Test Method.....: SW-846 8270 Batch.....: 14155 Analyst ...: dmj
Method Description.: Semivolatile Organics Units.....: ug/L

MB	Method Blank	MB1931			10/07/96	1543

Parameter/Test Description	QC Result	QC Result	Rep. Limit	True Value	Orig. Value	Calc. Result	Units	F
Acenaphthene	ND		10					
Acenaphthylene	ND		10					
Anthracene	ND		10					
Benzidine	ND		50					
Benzo(a)anthracene	ND		10					
Benzo(b)fluoranthene	ND		10					
Benzo(k)fluoranthene	ND		10					
Benzo(ghi)perylene	ND		10					
Benzo(a)pyrene	ND		10					
Benzyl alcohol	ND		10					
Butyl benzyl phthalate	ND		10					
Bis(2-chloroethoxy)methane	ND		10					
Bis(2-chloroethyl)ether	ND		10					
Bis(2-chloroisopropyl)ether	ND		10					
Bis(2-ethylhexyl)phthalate	1.84		10					
4-Bromophenyl phenyl ether	ND		10					
4-Chloroaniline	ND		10					
2-Chloronaphthalene	ND		10					
4-Chlorophenyl phenyl ether	ND		10					
Chrysene	ND		10					
Dibenzo(a,h)anthracene	ND		10					
Dibenzofuran	ND		10					
1,2-Dichlorobenzene	ND		10					
1,3-Dichlorobenzene	ND		10					
1,4-Dichlorobenzene	ND		10					
3,3-Dichlorobenzidine	ND		20					
Diethyl phthalate	ND		10					
Dimethyl phthalate	ND		10					
Di-n-butyl phthalate	1.35		10					
Di-n-octyl phthalate	ND		10					
2,4-Dinitrotoluene	ND		10					
2,6-Dinitrotoluene	ND		10					
Fluoranthene	ND		10					
Fluorene	ND		10					
Hexachlorobenzene	ND		10					
Hexachlorobutadiene	ND		10					
Hexachlorocyclopentadiene	ND		10					
Hexachloroethane	ND		10					
Indeno(1,2,3-cd)pyrene	ND		10					
Isophorone	ND		10					
2-Methylnaphthalene	ND		10					
Naphthalene	ND		10					
o-Nitroaniline	ND		50					
m-Nitroaniline	ND		50					
p-Nitroaniline	ND		50					
Nitrobenzene	ND		10					
n-Nitrosodi-n-propylamine	ND		10					
n-Nitrosodiphenylamine	ND		10					

The analytical results, opinions or interpretations contained in this report are based upon information and material supplied by the client for whose exclusive and confidential use this report has been made. The analytical results, opinions or interpretations expressed represent the best judgment of Core Laboratories. Core Laboratories, however, makes no warranty or representation, express or implied, of any type, and expressly disclaims same as to the productivity, proper operations or profitableness of any oil, gas, coal or other mineral property, well or sand in connection with which such report is used or relied upon for any reason whatsoever. This report shall not be reproduced, in whole or in part, without the written approval of Core Laboratories.

CORE LABORATORIES

QUALITY CONTROL RESULTS

Job Number: 962637 Date: 10/14/96

CUSTOMER: Daniel B. Stephens & Associates PROJECT: 6033.3 ENRON ROSWELL ATTN: Bob Marley

QC Type	Description	Reag. Code	Lab ID	Dilution Factor	Date	Time
MB	Method Blank	MB1931			10/07/96	1543

Parameter/Test Description	QC Result	QC Result	Rep. Limit	True Value	Orig. Value	Calc. Result	Units	F
Phenanthrene	ND		10					
Pyrene	ND		10					
1,2,4-Trichlorobenzene	ND		10					
Benzoic acid	ND		50					
4-Chloro-3-methylphenol	ND		10					
2-Chlorophenol	ND		10					
2,4-Dichlorophenol	ND		10					
2,4-Dimethylphenol	ND		10					
2,4-Dinitrophenol	ND		50					
2-Methyl-4,6-dinitrophenol	ND		50					
2-Methylphenol (o-cresol)	ND		10					
4-Methylphenol (p-cresol)	ND		10					
2-Nitrophenol	ND		10					
4-Nitrophenol	ND		50					
Pentachlorophenol	ND		50					
Phenol	ND		10					
2,4,5-Trichlorophenol	ND		10					
2,4,6-Trichlorophenol	ND		10					

LCS	Laboratory Control Sample	B960B19G		0.5	10/07/96	1641

Parameter/Test Description	QC Result	QC Result	Rep. Limit	True Value	Orig. Value	Calc. Result	Units	F
Acenaphthene	99.68		10	199.00000	ND	50.1	% REC	
1,4-Dichlorobenzene	81.17		10	199.60000	ND	40.7	% REC	
2,4-Dinitrotoluene	98.62		10	196.40000	ND	50.2	% REC	
n-Nitrosodi-n-propylamine	85.37		10	200.00000	ND	42.7	% REC	
Pyrene	100.78		10	197.20000	ND	51.1	% REC	
1,2,4-Trichlorobenzene	93.20		10	197.90000	ND	47.1	% REC	
4-Chloro-3-methylphenol	100.93		10	200.00000	ND	50.5	% REC	
2-Chlorophenol	94.76		10	198.00000	ND	47.9	% REC	
4-Nitrophenol	92.73		50	199.60000	ND	46.5	% REC	
Pentachlorophenol	87.70		50	196.30000	ND	44.7	% REC	
Phenol	90.47		10	200.40000	ND	45.1	% REC	

MS	Matrix Spike	B960906H	962638-2		10/07/96	1933

Parameter/Test Description	QC Result	QC Result	Rep. Limit	True Value	Orig. Value	Calc. Result	Units	F
Acenaphthene	97.66		10	100.0	ND	97.7	% REC	
1,4-Dichlorobenzene	78.86		10	100.3	ND	78.6	% REC	
2,4-Dinitrotoluene	96.84		10	100.1	ND	96.7	% REC	Y
n-Nitrosodi-n-propylamine	78.64		10	100.0	ND	78.6	% REC	
Pyrene	103.58		10	100.1	ND	103.5	% REC	
1,2,4-Trichlorobenzene	91.62		10	100.0	ND	91.6	% REC	
4-Chloro-3-methylphenol	97.41		10	99.99	ND	97.4	% REC	
2-Chlorophenol	94.61		10	99.94	ND	94.7	% REC	
4-Nitrophenol	90.10		50	100.5	ND	89.7	% REC	
Pentachlorophenol	87.36		50	99.98	ND	87.4	% REC	
Phenol	89.46		10	99.92	ND	89.5	% REC	

The analytical results, opinions or interpretations contained in this report are based upon information and material supplied by the client for whose exclusive and confidential use this report has been made. The analytical results, opinions or interpretations expressed represent the best judgment of Core Laboratories. Core Laboratories, however, makes no warranty or representation, express or implied, of any type, and expressly disclaims same as to the productivity, proper operations or profitableness of any oil, gas, coal or other mineral, property, well or sand in connection with which such report is used or relied upon for any reason whatsoever. This report shall not be reproduced, in whole or in part, without the written approval of Core Laboratories.

CORE LABORATORIES

QUALITY CONTROL RESULTS

Job Number: 962637 Date: 10/14/96

CUSTOMER: Daniel B. Stephens & Associates PROJECT: 6033.3 ENRON ROSWELL ATTN: Bob Marley

QC Type	Description	Reag. Code	Lab ID	Dilution Factor	Date	Time
MSD	Matrix Spike Duplicate	B960906H	962638-2		10/07/96	2030

Parameter/Test Description	QC Result	QC Result	Rep. Limit	True Value	Orig. Value	Calc. Result	Units	F
Acenaphthene	99.33	97.66	10	100.0	ND	99.3	% REC	
						1.7	RPD	
1,4-Dichlorobenzene	82.23	78.86	10	100.3	ND	82.0	% REC	
						4.2	RPD	
2,4-Dinitrotoluene	96.30	96.84	10	100.1	ND	96.2	% REC	Y
						0.6	RPD	
n-Nitrosodi-n-propylamine	75.32	78.64	10	100.0	ND	75.3	% REC	
						4.3	RPD	
Pyrene	106.32	103.58	10	100.1	ND	106.2	% REC	
						2.6	RPD	
1,2,4-Trichlorobenzene	94.56	91.62	10	100.0	ND	94.6	% REC	
						3.2	RPD	
4-Chloro-3-methylphenol	99.65	97.41	10	99.99	ND	99.7	% REC	
						2.3	RPD	
2-Chlorophenol	96.86	94.61	10	99.94	ND	96.9	% REC	
						2.4	RPD	
4-Nitrophenol	90.37	90.10	50	100.5	ND	89.9	% REC	
						0.3	RPD	
Pentachlorophenol	88.63	87.36	50	99.98	ND	88.6	% REC	
						1.4	RPD	
Phenol	90.27	89.46	10	99.92	ND	90.3	% REC	Y
						0.9	RPD	

The analytical results, opinions or interpretations contained in this report are based upon information and material supplied by the client for whose exclusive and confidential use this report has been made. The analytical results, opinions or interpretations expressed represent the best judgment of Core Laboratories. Core Laboratories, however, makes no warranty or representation, express or implied, of any type, and expressly disclaims same as to the productivity, proper operations or profitableness of any oil, gas, coal, or other mineral property, well or sand in connection with which such report is used or relied upon for any reason whatsoever. This report shall not be reproduced, in whole or in part, without the written approval of Core Laboratories.

CORE LABORATORIES

SURROGATE RECOVERIES REPORT

Job Number.: 962637

Report Date: 10/14/96

CUSTOMER: Daniel B. Stephens & Associates PROJECT: 6033.3 ENRON ROSWELL ATTN: Bob Marley

Method.....: SW-846 8240
Method Code.....: 8240

Batch.....: 13792
Analyst.....: bfr

Surrogate	Units
4-Bromofluorobenzene	ug/L

Lab ID	Matrix	QC Type	Dilution	Result	True Value	Percent Recovery	Flag	Date	Time
	Solid	MB		51.28	50.179	102.2		09/26/96	0208
962585-9	Solid		5	55.16	50.179	109.9		09/26/96	0240
962614-1	Solid			50.28	50.179	100.2		09/26/96	0311
962614-2	Solid			50.53	50.179	100.7		09/26/96	0341
962614-6	Solid			50.27	50.179	100.2		09/26/96	0412
962614-6	Solid	MS		51.37	50.179	102.4		09/26/96	0443
962614-6	Solid	MSD		50.39	50.179	100.4		09/26/96	0512
962637-1	Solid			51.38	50.179	102.4		09/26/96	0543
962637-2	Solid			49.99	50.179	99.6		09/26/96	0615
962637-3	Solid			51.06	50.179	101.8		09/26/96	0648
962638-1	Solid			50.05	50.179	99.7		09/26/96	0721
962638-2	Solid			50.05	50.179	99.7		09/26/96	0753
962638-7	Solid			50.47	50.179	100.6		09/26/96	0825
962638-8	Solid			50.74	50.179	101.1		09/26/96	0858
962638-9	Solid			50.32	50.179	100.3		09/26/96	0931
962638-8	Solid		5	50.66	50.179	101.0		09/26/96	1024
962638-9	Solid		5	50.60	50.179	100.8		09/26/96	1055

Surrogate	Units
Dibromofluoromethane	ug/L

Lab ID	Matrix	QC Type	Dilution	Result	True Value	Percent Recovery	Flag	Date	Time
	Solid	MB		52.27	50.219	104.1		09/26/96	0208
962585-9	Solid		5	53.05	50.219	105.6		09/26/96	0240
962614-1	Solid			52.77	50.219	105.1		09/26/96	0311
962614-2	Solid			53.30	50.219	106.1		09/26/96	0341
962614-6	Solid			52.81	50.219	105.2		09/26/96	0412
962614-6	Solid	MS		53.58	50.219	106.7		09/26/96	0443
962614-6	Solid	MSD		53.58	50.219	106.7		09/26/96	0512
962637-1	Solid			53.72	50.219	107.0		09/26/96	0543
962637-2	Solid			53.79	50.219	107.1		09/26/96	0615
962637-3	Solid			53.03	50.219	105.6		09/26/96	0648
962638-1	Solid			53.68	50.219	106.9		09/26/96	0721
962638-2	Solid			53.72	50.219	107.0		09/26/96	0753
962638-7	Solid			54.47	50.219	108.5		09/26/96	0825
962638-8	Solid			54.04	50.219	107.6		09/26/96	0858
962638-9	Solid			54.38	50.219	108.3		09/26/96	0931
962638-8	Solid		5	53.28	50.219	106.1		09/26/96	1024
962638-9	Solid		5	53.59	50.219	106.7		09/26/96	1055

The analytical results, opinions or interpretations contained in this report are based upon information and material supplied by the client for whose exclusive and confidential use this report has been made. The analytical results, opinions or interpretations expressed represent the best judgment of Core Laboratories. Core Laboratories, however, makes no warranty or representation, express or implied, of any type, and expressly disclaims same as to the productivity, proper operations or profitableness of any oil, gas, coal or other mineral, property, well or sand in connection with which such report is used or relied upon for any reason whatsoever. This report shall not be reproduced, in whole or in part, without the written approval of Core Laboratories.

CORE LABORATORIES

SURROGATE RECOVERIES REPORT

Job Number.: 962637 Report Date: 10/14/96

CUSTOMER: Daniel B. Stephens & Associates PROJECT: 6033.3 ENRON ROSWELL ATTN: Bob Marley

Surrogate	Units
Toluene-d8	ug/L

Lab ID	Matrix	QC Type	Dilution	Result	True Value	Percent Recovery	Flag	Date	Time
	Solid	MB		49.67	50.204	98.9		09/26/96	0208
962585-9	Solid		5	53.14	50.204	105.8		09/26/96	0240
962614-1	Solid			50.27	50.204	100.1		09/26/96	0311
962614-2	Solid			50.86	50.204	101.3		09/26/96	0341
962614-6	Solid			50.52	50.204	100.6		09/26/96	0412
962614-6	Solid	MS		50.20	50.204	100.0		09/26/96	0443
962614-6	Solid	MSD		50.38	50.204	100.4		09/26/96	0512
962637-1	Solid			50.36	50.204	100.3		09/26/96	0543
962637-2	Solid			50.35	50.204	100.3		09/26/96	0615
962637-3	Solid			50.01	50.204	99.6		09/26/96	0648
962638-1	Solid			50.12	50.204	99.8		09/26/96	0721
962638-2	Solid			50.16	50.204	99.9		09/26/96	0753
962638-7	Solid			50.38	50.204	100.4		09/26/96	0825
962638-8	Solid			50.43	50.204	100.5		09/26/96	0858
962638-9	Solid			50.30	50.204	100.2		09/26/96	0931
962638-8	Solid		5	50.08	50.204	99.8		09/26/96	1024
962638-9	Solid		5	50.12	50.204	99.8		09/26/96	1055

Method.....: SW-846 8080 Batch.....: 13998
Method Code.....: 8080PC Analyst.....: smc

Surrogate	Units
2,4,5,6-Tetrachloro-m-xylene	ug/L

Lab ID	Matrix	QC Type	Dilution	Result	True Value	Percent Recovery	Flag	Date	Time
	Solid	MB		0.0225	0.02004	112		10/02/96	1854
	Solid	LCS		0.0211	0.02004	105		10/02/96	1923
962637-1	Solid			0.0217	0.02004	108		10/02/96	1952
962637-2	Solid			0.0221	0.02004	110		10/02/96	2118
962637-3	Solid			0.0221	0.02004	110		10/02/96	2147
962638-1	Solid			0.0215	0.02004	107		10/02/96	2216
962638-2	Solid			0.0219	0.02004	109		10/02/96	2245
962638-7	Solid			0.0218	0.02004	109		10/02/96	2314
962638-8	Solid			0.0235	0.02004	117		10/02/96	2343
962638-9	Solid			0.0197	0.02004	98		10/03/96	0012
962638-9	Solid	MS		0.0206	0.02004	103		10/03/96	0041
962638-9	Solid	MSD		0.0198	0.02004	99		10/03/96	0110

Surrogate	Units
4,4'-Dichlorobiphenyl	ug/L

Lab ID	Matrix	QC Type	Dilution	Result	True Value	Percent Recovery	Flag	Date	Time
	Solid	MB		0.0204	0.02004	102		10/02/96	1854

The analytical results, opinions or interpretations contained in this report are based upon information and material supplied by the client for whose exclusive and confidential use this report has been made. The analytical results, opinions or interpretations expressed represent the best judgment of Core Laboratories. Core Laboratories, however, makes no warranty or representation, express or implied, of any type, and expressly disclaims same as to the productivity, proper operations or profitableness of any oil, gas, coal or other mineral property, well or sand in connection with which such report is used or relied upon for any reason whatsoever. This report shall not be reproduced, in whole or in part, without the written approval of Core Laboratories.

CORE LABORATORIES

SURROGATE RECOVERIES REPORT

Job Number.: 962637 Report Date: 10/14/96

CUSTOMER: Daniel B. Stephens & Associates PROJECT: 6033.3 ENRON ROSWELL ATTN: Bob Marley

Surrogate	Units
4,4'-Dichlorobiphenyl	ug/L

Lab ID	Matrix	QC Type	Dilution	Result	True Value	Percent Recovery	Flag	Date	Time
	Solid	LCS		0.0200	0.02004	100		10/02/96	1923
962637-1	Solid			0.0197	0.02004	98		10/02/96	1952
962637-2	Solid			0.0208	0.02004	104		10/02/96	2118
962637-3	Solid			0.0207	0.02004	103		10/02/96	2147
962638-1	Solid			0.0202	0.02004	101		10/02/96	2216
962638-2	Solid			0.0208	0.02004	104		10/02/96	2245
962638-7	Solid			0.0203	0.02004	101		10/02/96	2314
962638-8	Solid			0.0163	0.02004	81		10/02/96	2343
962638-9	Solid			0.0170	0.02004	85		10/03/96	0012
962638-9	Solid	MS		0.0179	0.02004	89		10/03/96	0041
962638-9	Solid	MSD		0.0173	0.02004	86		10/03/96	0110

Method.....: SW-846 8270 Batch.....: 14155
Method Code.....: 8270 Analyst.....: dmj

Surrogate	Units
2,4,6-Tribromophenol	ug/L

Lab ID	Matrix	QC Type	Dilution	Result	True Value	Percent Recovery	Flag	Date	Time
	Solid	MB	1.00	95.45	100.01	95		10/07/96	1543
	Solid	LCS	1.00	102.92	100.01	103		10/07/96	1641
962638-1	Solid		1.00	84.50	100.01	84		10/07/96	1738
962638-2	Solid		1.00	92.59	100.01	93		10/07/96	1836
962638-2	Solid	MS		89.79	100.01	90		10/07/96	1933
962638-2	Solid	MSD		96.41	100.01	96		10/07/96	2030
962638-7	Solid		1.00	92.54	100.01	93		10/07/96	2127
962638-8	Solid		1.00	101.16	100.01	101		10/07/96	2224
962638-9	Solid		1.00	100.25	100.01	100		10/07/96	2321
962637-1	Solid		1.00	98.75	100.01	99		10/08/96	0018
962637-2	Solid		1.00	81.98	100.01	82		10/08/96	0115
962637-3	Solid		1.00	98.15	100.01	98		10/08/96	1526

Surrogate	Units
2-Fluorobiphenyl	ug/L

Lab ID	Matrix	QC Type	Dilution	Result	True Value	Percent Recovery	Flag	Date	Time
	Solid	MB	1.00	47.32	50.01	95		10/07/96	1543
	Solid	LCS	1.00	48.57	50.01	97		10/07/96	1641
962638-1	Solid		1.00	46.31	50.01	93		10/07/96	1738
962638-2	Solid		1.00	44.47	50.01	89		10/07/96	1836
962638-2	Solid	MS		46.44	50.01	93		10/07/96	1933
962638-2	Solid	MSD		48.03	50.01	96		10/07/96	2030
962638-7	Solid		1.00	45.71	50.01	91		10/07/96	2127

The analytical results, opinions or interpretations contained in this report are based upon information and material supplied by the client for whose exclusive and confidential use this report has been made. The analytical results, opinions or interpretations expressed represent the best judgment of Core Laboratories. Core Laboratories, however, makes no warranty or representation, express or implied, of any type, and expressly disclaims same as to the productivity, proper operations or profitableness of any oil, gas, coal or other mineral, property, well or sand in connection with which such report is used or relied upon for any reason whatsoever. This report shall not be reproduced, in whole or in part, without the written approval of Core Laboratories.

CORE LABORATORIES

SURROGATE RECOVERIES REPORT

Job Number.: 962637 Report Date: 10/14/96

CUSTOMER: Daniel B. Stephens & Associates PROJECT: 6033.3 ENRON ROSWELL ATTN: Bob Marley

Surrogate	Units
2-Fluorobiphenyl	ug/L

Lab ID	Matrix	QC Type	Dilution	Result	True Value	Percent Recovery	Flag	Date	Time
962638-8	Solid		1.00	47.44	50.01	95		10/07/96	2224
962638-9	Solid		1.00	47.45	50.01	95		10/07/96	2321
962637-1	Solid		1.00	47.05	50.01	94		10/08/96	0018
962637-2	Solid		1.00	47.93	50.01	96		10/08/96	0115
962637-3	Solid		1.00	47.30	50.01	95		10/08/96	1526

Surrogate	Units
2-Fluorophenol	ug/L

Lab ID	Matrix	QC Type	Dilution	Result	True Value	Percent Recovery	Flag	Date	Time
	Solid	MB	1.00	99.11	100.00	99		10/07/96	1543
	Solid	LCS	1.00	94.20	100.00	94		10/07/96	1641
962638-1	Solid		1.00	93.41	100.00	93		10/07/96	1738
962638-2	Solid		1.00	90.97	100.00	91		10/07/96	1836
962638-2	Solid	MS		91.58	100.00	92		10/07/96	1933
962638-2	Solid	MSD		95.64	100.00	96		10/07/96	2030
962638-7	Solid		1.00	94.03	100.00	94		10/07/96	2127
962638-8	Solid		1.00	97.67	100.00	98		10/07/96	2224
962638-9	Solid		1.00	100.37	100.00	100		10/07/96	2321
962637-1	Solid		1.00	96.34	100.00	96		10/08/96	0018
962637-2	Solid		1.00	91.89	100.00	92		10/08/96	0115
962637-3	Solid		1.00	97.02	100.00	97		10/08/96	1526

Surrogate	Units
Nitrobenzene-d5	ug/L

Lab ID	Matrix	QC Type	Dilution	Result	True Value	Percent Recovery	Flag	Date	Time
	Solid	MB	1.00	46.53	50.05	93		10/07/96	1543
	Solid	LCS	1.00	45.36	50.05	91		10/07/96	1641
962638-1	Solid		1.00	45.96	50.05	92		10/07/96	1738
962638-2	Solid		1.00	43.57	50.05	87		10/07/96	1836
962638-2	Solid	MS		44.66	50.05	89		10/07/96	1933
962638-2	Solid	MSD		46.38	50.05	93		10/07/96	2030
962638-7	Solid		1.00	44.82	50.05	90		10/07/96	2127
962638-8	Solid		1.00	45.44	50.05	91		10/07/96	2224
962638-9	Solid		1.00	47.05	50.05	94		10/07/96	2321
962637-1	Solid		1.00	45.19	50.05	90		10/08/96	0018
962637-2	Solid		1.00	45.74	50.05	91		10/08/96	0115
962637-3	Solid		1.00	46.53	50.05	93		10/08/96	1526

The analytical results, opinions or interpretations contained in this report are based upon information and material supplied by the client for whose exclusive and confidential use this report has been made. The analytical results, opinions or interpretations expressed represent the best judgment of Core Laboratories. Core Laboratories, however, makes no warranty or representation, express or implied, of any type, and expressly disclaims same as to the productivity, proper operations or profitableness of any oil, gas, coal or other mineral, property, well or sand in connection with which such report is used or relied upon for any reason whatsoever. This report shall not be reproduced, in whole or in part, without the written approval of Core Laboratories.

CORE LABORATORIES

SURROGATE RECOVERIES REPORT

Job Number.: 962637 Report Date: 10/14/96

CUSTOMER: Daniel B. Stephens & Associates PROJECT: 6033.3 ENRON ROSWELL ATTN: Bob Marley

Surrogate	Units
Phenol-d6	ug/L

Lab ID	Matrix	QC Type	Dilution	Result	True Value	Percent Recovery	Flag	Date	Time
	Solid	MB	1.00	97.61	100.02	98		10/07/96	1543
	Solid	LCS	1.00	95.95	100.02	96		10/07/96	1641
962638-1	Solid		1.00	93.32	100.02	93		10/07/96	1738
962638-2	Solid		1.00	90.39	100.02	90		10/07/96	1836
962638-2	Solid	MS		92.92	100.02	93		10/07/96	1933
962638-2	Solid	MSD		95.50	100.02	95		10/07/96	2030
962638-7	Solid		1.00	93.63	100.02	94		10/07/96	2127
962638-8	Solid		1.00	98.00	100.02	98		10/07/96	2224
962638-9	Solid		1.00	101.33	100.02	101		10/07/96	2321
962637-1	Solid		1.00	95.46	100.02	95		10/08/96	0018
962637-2	Solid		1.00	96.09	100.02	96		10/08/96	0115
962637-3	Solid		1.00	96.53	100.02	97		10/08/96	1526

Surrogate	Units
Terphenyl-d14	ug/L

Lab ID	Matrix	QC Type	Dilution	Result	True Value	Percent Recovery	Flag	Date	Time
	Solid	MB	1.00	51.49	50.00	103		10/07/96	1543
	Solid	LCS	1.00	51.05	50.00	102		10/07/96	1641
962638-1	Solid		1.00	50.23	50.00	100		10/07/96	1738
962638-2	Solid		1.00	51.03	50.00	102		10/07/96	1836
962638-2	Solid	MS		50.69	50.00	101		10/07/96	1933
962638-2	Solid	MSD		52.74	50.00	105		10/07/96	2030
962638-7	Solid		1.00	50.86	50.00	102		10/07/96	2127
962638-8	Solid		1.00	51.26	50.00	103		10/07/96	2224
962638-9	Solid		1.00	51.46	50.00	103		10/07/96	2321
962637-1	Solid		1.00	51.01	50.00	102		10/08/96	0018
962637-2	Solid		1.00	49.68	50.00	99		10/08/96	0115
962637-3	Solid		1.00	52.35	50.00	105		10/08/96	1526

The analytical results, opinions or interpretations contained in this report are based upon information and material supplied by the client for whose exclusive and confidential use this report has been made. The analytical results, opinions or interpretations expressed represent the best judgment of Core Laboratories. Core Laboratories, however, makes no warranty or representation, express or implied, of any type, and expressly disclaims same as to the productivity, proper operations or profitableness of any oil, gas, coal or other mineral, property, well or sand in connection with which such report is used or relied upon for any reason whatsoever. This report shall not be reproduced, in whole or in part, without the written approval of Core Laboratories.

CORE LABORATORIES

QUALITY ASSURANCE METHODS

REFERENCES AND NOTES

Report Date: 10/14/96

Volatile Organics

Method 602/8020

Surrogate Recovery Limits

	Water	Soil
Bromofluorobenzene	89-110%	78-123%

Spike/Spike Duplicate Recovery Limits

	Water	Soil
Benzene	39-150%	75-125%
Ethylbenzene	32-160%	60-140%
Toluene	46-148%	70-130%
Xylenes	75-125%	61-139%

Method 8015 Modified

Spike/Spike Duplicate Recovery Limits

	Water	Soil
TVPH	81-124%	48-152%
TEPH	54-135%	54-135%

Method 624/8240/8260

Surrogate Recovery Limits

	Water	Soil
Dibromofluoromethane	86-118%	80-120%
Toluene-(d8)	88-110%	81-117%
4-Bromofluorobenzene	86-115%	74-121%

Spike/Spike Duplicate Recovery & RPD Limits

	Water		Soil	
	Recovery	RPD	Recovery	RPD
1,1-Dichloroethene	61-145%	14	59-172%	22
Trichloroethene	71-120%	14	62-137%	24
Benzene	76-127%	11	66-142%	21
Toluene	76-125%	13	59-139%	21
Chlorobenzene	75-130%	13	60-133%	21

Pesticides/PCB Organics

Method 608/8080

Surrogate Recovery Limits

	Water	Soil
Tetrachloro-m-xylene	60-150%	60-150%
4,4'-Dichlorobiphenyl	60-150%	60-150%

Method 8140

Surrogate Recovery Limits

	Water	Soil
Tributylphosphate	36-152%	36-152%
Triphenylphosphate	40-152%	40-152%

Base/Neutral/Acid Organics

Method 625/8270

Surrogate Recovery Limits

	Water	Soil
Nitrobenzene-d5	35-114%	23-120%
2-Fluorobiphenyl	43-116%	30-115%
4-Terphenyl-d14	33-141%	18-137%
Phenol-d6	10-94%	24-113%
2-Fluorophenol	21-100%	25-121%
2,4,6-Tribromophenol	10-123%	19-122%

The analytical results, opinions or interpretations contained in this report are based upon information and material supplied by the client for whose exclusive and confidential use this report has been made. The analytical results, opinions or interpretations expressed represent the best judgment of Core Laboratories. Core Laboratories, however, makes no warranty or representation, express or implied, of any type, and expressly disclaims same as to the productivity, proper operations or profitableness of any oil, gas, coal or other mineral property, well or sand, in connection with which such report is used or relied upon for any reason whatsoever. This report shall not be reproduced, in whole or in part, without the written approval of Core Laboratories.

CORE LABORATORIES

QUALITY ASSURANCE METHODS

REFERENCES AND NOTES

Report Date: 10/14/96

Matrix Spike/Matrix Spike Duplicate Recovery & RPD Limits

	Water		Soil	
	Recovery	RPD	Recovery	RPD
Phenol	12-110%	42	26-90%	35
2-Chlorophenol	27-123%	40	25-102%	50
1,4-Dichlorobenzene	36-97%	28	28-104%	27
N-Nitroso-di-n-propylamine	41-116%	38	41-126%	38
1,2,4-Trichlorobenzene	39-98%	28	38-107%	23
4-Chloro-3-methylphenol	23-97%	42	26-103%	33
Acenaphthene	46-118%	31	31-137%	19
4-Nitrophenol	10-80%	50	11-114%	50
2,4-Dintrotoluene	24-96%	38	28-89%	47
Pentachlorophenol	9-103%	50	17-109%	47
Pyrene	26-127%	31	35-142%	36

The analytical results, opinions or interpretations contained in this report are based upon information and material supplied by the client for whose exclusive and confidential use this report has been made. The analytical results, opinions or interpretations expressed represent the best judgment of Core Laboratories. Core Laboratories, however, makes no warranty or representation, express or implied, of any type, and expressly disclaims same as to the productivity, proper operations or profitableness of any oil, gas, coal or other mineral, property, well or sand in connection with which such report is used or relied upon for any reason whatsoever. This report shall not be reproduced, in whole or in part, without the written approval of Core Laboratories.

CORE LABORATORIES

QUALITY ASSURANCE METHODS

REFERENCES AND NOTES

Report Date: 10/14/96

(1) EPA 600/4-79-020, Methods for Chemical Analysis of Water and Wastes, March 1983

(2) EPA SW-846, Test Methods for Evaluating Solid Waste, Third Edition, 1989

(3) Standard Methods for The Examination of Water and Wastewater, 17th Edition, 1989

(4) EPA 600/4-80-032, Prescribed Procedures For Measurement Of Radioactivity In Drinking Water, August 1980

(5) EPA 600/8-78-017, Microbiological Methods For Monitoring The Environment, December 1978

(6) Federal Register, July 1, 1990 (40 CFR Part 136)

(7) EPA 600/4-88-03, Methods For The Determination of Organics Compounds in Drinking Water, December 1988

(8) U.S.G.S. Methods For Determination of Inorganic Substances In Water And Fluvial Sediments, Book 5, Chapter A1, 1985

(9) Federal Register, Friday, June 7, 1991 (40 CFR Parts 141 & 142)

(10) Standard Methods For The Examination of Water and Wastewater, 16th Edition, 1985

(11) ASTM, Section 11 Water and Environmental Technology, Volume 11.01 Water (1), 1991

(12) Methods of Soil Analysis, American Society of Agronomy, Agronomy No. 9, 1965

(13) EPA SW-846, Test Methods For Evaluating Solid Waste, Third Edition, Revision 1, November 1990

(14) ASTM, Section 5, Petroleum Products, Lubricants, and Fossil Fuels, Volume 05.05, Gaseous Fuels, Coal, and Coke

(15) EPA 600/2-78-054, Field and Laboratory Methods Applicable To Overburdens and Mine Soils, March 1978

(16) ASTM, Part 19, Soils and Rocks; Building Stones, 1981

Comments: Data in the QA report may differ from final results due to digestion and/or dilution of sample into analytical ranges. The "Time Analyzed" in the QA report refers to the start time of the analytical batch which may not reflect the actual time of each analysis. The "Date Analyzed" is the actual date of analysis. Results for soil and sludge samples are reported on a wet weight basis (i.e. not corrected for percent moisture) unless otherwise indicated.

NC = Not Calculable Due to Value(s) lower than the Detection Limit.

BLANK QC SAMPLE IDENTIFICATION

The analytical results, opinions or interpretations contained in this report are based upon information and material supplied by the client for whose exclusive and confidential use this report has been made. The analytical results, opinions or interpretations expressed represent the best judgment of Core Laboratories. Core Laboratories, however, makes no warranty or representation, express or implied, of any type, and expressly disclaims same as to the productivity, proper operations or profitableness of any oil, gas, coal, or other mineral property, well or sand in connection with which such report is used or relied upon for any reason whatsoever. This report shall not be reproduced, in whole or in part, without the written approval of Core Laboratories.

QUALITY ASSURANCE METHODS

REFERENCES AND NOTES

Report Date: 10/14/96

MB	Method Blank
ICB	Initial Calibration Blank
CCB	Continuing Calibration Blank

SPIKE QC SAMPLE IDENTIFICATION

MS	Method (Matrix) Spike
MSD	Method (Matrix) Spike Duplicate
PDS	Post Digestion Spike
SB	Spiked Blank
SBD	Spike Blank Duplicate

REFERENCE STANDARD QC SAMPLE IDENTIFICATION

LCS	Laboratory Control Standard
RS	Reference Standard
ICV	Initial Calibration Verification Standard
CCV	Continuing Calibration Verification Standard
ISA/ISB	ICP Interface Check Sample
ICL	Initial Calibration/Laboratory Control Sample
DSC	Distilled Standard Check

DUPLICATE QC SAMPLE IDENTIFICATION

MD	Method (Matrix) Duplicate
ED	Extraction Duplicate
DD	Digestion Duplicate

Analyses performed by a subcontract laboratory are indicated on the analytical and/or quality control reports under "technician" using the following codes:

SUBCONTRACT LABORATORY	CODE
Core Laboratories - Anaheim, CA	* AN
Core Laboratories - Casper, WY	* CA
Core Laboratories - Corpus Christi, TX	* CC
Core Laboratories - Houston, TX	* HP
Core Laboratories - Lake Charles, LA	* LC
Core Laboratories - Long Beach, CA	* LB
Other Subcontract Laboratories	* XX

EXPLANATION OF DATA FLAGS

B - This flag is used to indicate that an analyte is present in the method blank as well as in the sample. It indicates that the client should consider this when evaluating the results.

D - This flag indicates that surrogates were diluted out of calibration range and cannot be quantified.

E - Indicates that a sample result is an estimate because the concentration exceeded the calibration range of the instrument.

I - Used to indicate matrix interference.

J - Indicates that a value is an estimate. It is used when a compound is determined to be present based on the mass spectral data, but at a concentration less than the practical quantitation limit of the method.

The analytical results, opinions or interpretations contained in this report are based upon information and material supplied by the client for whose exclusive and confidential use this report has been made. The analytical results, opinions or interpretations expressed represent the best judgment of Core Laboratories. Core Laboratories, however, makes no warranty or representation, express or implied, of any type, and expressly disclaims same as to the productivity, proper operations or profitableness of any oil, gas, coal or other mineral, property, well or sand in connection with which such report is used or relied upon for any reason whatsoever. This report shall not be reproduced, in whole or in part, without the written approval of Core Laboratories.

QUALITY ASSURANCE METHODS

REFERENCES AND NOTES

Report Date: 10/14/96

This flag is also used when estimating the concentration of a tentatively identified compound.

X - Indicates that a surrogate recovery is outside the specified quality control limits.

Y - Used to identify a spike or spike duplicate recovery that is outside the specified quality control limits.

Z - Indicates a relative percent difference for a spike and spike duplicate is outside the specified quality control limits.

* - Indicates a relative percent difference for a duplicate analysis is outside the specified quality control limits.

^ - Used to indicate that a standard is outside specified quality control limits.

The analytical results, opinions or interpretations contained in this report are based upon information and material supplied by the client for whose exclusive and confidential use this report has been made. The analytical results, opinions or interpretations expressed represent the best judgment of Core Laboratories. Core Laboratories, however, makes no warranty or representation, express or implied, of any type, and expressly disclaims same as to the productivity, proper operations or profitableness of any oil, gas, coal or other mineral, property, well or sand in connection with which such report is used or relied upon for any reason whatsoever. This report shall not be reproduced, in whole or in part, without the written approval of Core Laboratories.

Job Number 962638
October 14, 1996

CORE LABORATORIES

ANALYTICAL REPORT

JOB NUMBER: 962638

Prepared For:

Daniel B. Stephens & Associates
6020 Academy NE
Suite 100
Albuquerque, NM 87109

Attention: Bob Marley

Date: 10/14/96

Don Morris
Signature

October 14, 1996
Date

Name: Don L. Morris

Title: Project Manager

CORE LABORATORIES, INC.
10703 East Bethany Drive
Aurora, CO 80014

PHONE: (303) 751-1780
FAX: (303) 751-1784

The analytical results, opinions or interpretations contained in this report are based upon information and material supplied by the client for whose exclusive and confidential use this report has been made. The analytical results, opinions or interpretations expressed represent the best judgment of Core Laboratories. Core Laboratories, however, makes no warranty or representation, express or implied, of any type, and expressly disclaims same as to the productivity, proper operations or profitableness of any oil, gas, coal or other mineral, property, well or sand in connection with which such report is used or relied upon for any reason whatsoever. This report shall not be reproduced, in whole or in part, without the written approval of Core Laboratories

DRE LABORATORIES 10703 E. BELLANY DR., AURORA CO. 80014

~~Analytical Technologies, Inc., Albuquerque, NM~~
~~San Diego • Phoenix • Seattle • Pensacola • Ft. Collins • Portland • Albuquerque~~

CHAIN OF CUSTODY

DATE: 9/23/96 PAGE 1 OF 2

ATI LAB I.D.

PLEASE FILL THIS FORM IN COMPLETELY. SHADED AREAS ARE FOR LAB USE ONLY.

PROJECT MANAGER: BOB MARLEY

COMPANY: DANIEL B. STEPHENS & ASSOC
ADDRESS: 6020 ACADEMY NE #100
ALBUQUERQUE NM 87109
PHONE: 505-822-9400
FAX: 505-822-7788

BILL TO: GEORGE ROBINSON
COMPANY: EXXON ENVIRONMENTAL AFFAIRS
ADDRESS: 1400 SMITH ST
HOUSTON TX 77012
713-646-7327

ANALYSIS REQUEST

SAMPLE ID	DATE	TIME	MATRIX	LAB ID	Petroleum Hydrocarbons (418.1)	(MOD 8015) Gas/Diesel	Diesel/Gasoline/BTXE/MTBE (MOD 8015/8020)	BTXE/MTBE (8020)	8080, 8270, METALS, 418.1	8240	Chlorinated Hydrocarbons (601/8010)	Aromatic Hydrocarbons (602/8020)	SDWA Volatiles (502.1/503.1), 502.2 Reg. & Unreg.	418.1		Pesticides/PCB (608/8080)	Herbicides (615/8150)	Base/Neutral/Acid Compounds GC/MS (625/8270)	Volatile Organics GC/MS (624/8240)	Polynuclear Aromatics (610/8310)			SDWA Primary Standards - Arizona	SDWA Secondary Standards - Arizona	SDWA Primary Standards - Federal	SDWA Secondary Standards - Federal			The 13 Priority Pollutant Metals	RCRA Metals by Total Digestion	RCRA Metals by TCLP (1311)		NUMBER OF CONTAINERS
SVE-1 @ 5	9/20/96	1625	SOIL	1					X	X																							
SVE-1 @ 60	9/21/96	0805	SOIL	2					X	X																							
MW-17 @ 10	9/21/96	1605	SOIL	3										X																			
MW-17 @ 20	9/21/96	1620	SOIL	4										X																			
MW-17 @ 30	9/21/96	1640	SOIL	5										X																			
MW-17 @ 40	9/21/96	1700	SOIL	6										X																			
MW-17 @ 50	9/21/96	1710	SOIL	7					X	X																							
SB86-3 @ 25	9/22/96	1215	SOIL	8					X	X																							
SB86-3 @ 31	9/22/96	1250	SOIL	9					X	X																							

PROJECT INFORMATION		SAMPLE RECEIPT	
PROJ. NO.: 6033.3		NO. CONTAINERS	
PROJ. NAME: EXXON ROSWELL		CUSTODY SEALS	Y / N / NA
P.O. NO.:		RECEIVED INTACT	
SHIPPED VIA: FED EX		RECEIVED COLD	

PRIOR AUTHORIZATION IS REQUIRED FOR RUSH PROJECTS

(RUSH) ☐ 24hr ☐ 48hr ☐ 72hr ☐ 1 WEEK (NORMAL) ☒ 2 WEEK

Comments:
temp 2.2°c

SAMPLED & RELINQUISHED BY: 1.	RELINQUISHED BY: 2.	RELINQUISHED BY: 3.
Signature: K. Mule Time: 1400	Signature: Time:	Signature: Time:
Printed Name: Date: 9/23/96	Printed Name: Date:	Printed Name: Date:
Company: DBS&A Phone:	Company:	Company:

RECEIVED BY: 1.	RECEIVED BY: 2.	RECEIVED BY:(LAB) 3.
Signature: Time:	Signature: Time:	Signature: Time: 0700
Printed Name: Date:	Printed Name: Date:	Printed Name: WEATHERFORD Date: 9/24/96
Company:	Company:	Analytical Technologies, Inc.

Toll-Free N.A. 800 677-7997

CORE LABORATORIES

SAMPLE DELIVERY GROUP NARRATIVE

October 14, 1996

Customer: Daniel B. Stephens & Associates
Project: 6033.2 ENRON ROSWELL
Core Laboratories Project Number: 962638

Method 8270 GC/MS Semivolatiles Analysis:

The MS associated with this project was outside of the upper acceptance limit for 2,4-dinitrotoluene, and the MSD was outside of the upper acceptance limit for 2,4-dinitrotoluene and phenol. However, since the laboratory control sample analyzed with this project was within acceptance limits, and there were no detections for these compounds in any of the associated samples, the samples were not reprepared or reanalyzed.

Method 8080 PCB Analysis:

The MSD associated with this project was outside of the upper acceptance limit and outside of the RPD limit due to matrix interference. However, since the laboratory control sample analyzed with this project was within acceptance limits, and there were no detections for aroclors in any of the associated samples, the associated samples were not reprepared or reanalyzed.

James H. Travis
Laboratory Manager

Michael L. Armstrong
Laboratory Supervisor

The analytical results, opinions or interpretations contained in this report are based upon information and material supplied by the client for whose exclusive and confidential use this report has been made. The analytical results, opinions or interpretations expressed represent the best judgment of Core Laboratories. Core Laboratories, however, makes no warranty or representation, express or implied, of any type, and expressly disclaims same as to the productivity, proper operations or profitableness of any oil, gas, coal or other mineral, property, well or sand in connection with which such report is used or relied upon for any reason whatsoever. This report shall not be reproduced, in whole or in part, without the written approval of Core Laboratories.

CORE LABORATORIES

Sample Delivery Group Narrative

October 14, 1996

Customer: Daniel B. stevens and Associates
Project: 6033.3 Enron Roswell
Core Laboratories Project Number: 962638

During the analysis and subsequent data review, it was noted that the method duplicate on sample 962416-001 (PIT3-5 @ 30) for barium, lead, and selenium were outside of the normal acceptance limits for method duplicates. Upon review of the data, no definitive answer was found to explain the variance although a nonhomogeneous sample matrix is suspected to be a contributing factor. Under a normal CLP reporting format, these values and all associated values would be flagged with an "*" on the final report.

James H. Travis
Laboratory Manager

Timothy L. Kellogg
Laboratory Supervisor

The analytical results, opinions or interpretations contained in this report are based upon information and material supplied by the client for whose exclusive and confidential use this report has been made. The analytical results, opinions or interpretations expressed represent the best judgment of Core Laboratories. Core Laboratories, however, makes no warranty or representation, express or implied, of any type, and expressly disclaims same as to the productivity, proper operations or profitableness of any oil, gas, coal or other minerals, property, well or sand in connection with which such report is used or relied upon for any reason whatsoever. This report shall not be reproduced, in whole or in part, without the written approval of Core Laboratories.

CORE LABORATORIES

SAMPLE INFORMATION
Date: 10/14/96

Job Number.: 962638
Customer ..: Daniel B. Stephens & Associates
Attn.....: Bob Marley

Project Number.....: 96000156
Customer Project ID....: 6033.3 ENRON ROSWELL
Project Description....: DB Stevens/Enron

Laboratory Sample ID	Customer Sample ID	Sample Matrix	Date Sampled	Time Sampled	Date Received	Time Received
962638-1	SVE-1 @ 5'	Soil	09/20/96	16:25	09/24/96	09:00
962638-2	SVE-1 @ 5'	Soil	09/21/96	08:05	09/24/96	09:00
962638-3	SVE-1 @ 60'	Soil	09/21/96	16:05	09/24/96	09:00
962638-4	MW-17 @ 10'	Soil	09/21/96	16:20	09/24/96	09:00
962638-5	MW-17 @ 20'	Soil	09/21/96	16:40	09/24/96	09:00
962638-6	MW-17 @ 30'	Soil	09/21/96	17:00	09/24/96	09:00
962638-7	MW-17 @ 40'	Soil	09/21/96	17:10	09/24/96	09:00
962638-8	SG86-3 @ 25'	Soil	09/22/96	12:15	09/24/96	09:00
962638-9	SG86-3 @ 31'	Soil	09/22/96	12:50	09/24/96	09:00

The analytical results, opinions or interpretations contained in this report are based upon information and material supplied by the client for whose exclusive and confidential use this report has been made. The analytical results, opinions or interpretations expressed represent the best judgment of Core Laboratories. Core Laboratories, however, makes no warranty or representation, express or implied, of any type, and expressly disclaims same as to the productivity, proper operations or profitableness of any oil, gas, coal or other mineral property, well or sand in connection with which such report is used or relied upon for any reason whatsoever. This report shall not be reproduced, in whole or in part, without the written approval of Core Laboratories.

CORE LABORATORIES

LABORATORY TEST RESULTS

Job Number: 962638 Date: 10/14/96

CUSTOMER: Daniel B. Stephens & Associates PROJECT: 6033.3 ENRON ROSWELL ATTN: Bob Marley

Customer Sample ID: SVE-1 @ 5'
Date Sampled.....: 09/20/96
Time Sampled.....: 16:25
Sample Matrix.....: Soil

Laboratory Sample ID: 962638-1
Date Received.....: 09/24/96
Time Received.....: 09:00

TEST METHOD	PARAMETER/TEST DESCRIPTION	SAMPLE RESULT	FLAGS	REPORTING LIMIT	UNITS	DATE	TECH
SW-846 3050	Acid Digestion: Solids, Solid	Complete				09/26/96	lmt
SW-846 6010A	Arsenic (As), Solid	<5		5	mg/Kg	09/27/96	gag
SW-846 6010A	Barium (Ba), Solid	284		1	mg/Kg	09/27/96	gag
SW-846 6010A	Cadmium (Cd), Solid	<0.5		0.5	mg/Kg	09/27/96	gag
SW-846 6010A	Chromium (Cr), Solid	4		1	mg/Kg	09/27/96	gag
SW-846 6010A	Lead (Pb), Solid	<5		5	mg/Kg	09/27/96	gag
SW-846 7471	Mercury (Hg), Solid	<0.10		0.10	mg/Kg	10/05/96	lmt
SW-846 6010A	Selenium (Se), Solid	<10		10	mg/Kg	09/27/96	gag
SW-846 6010A	Silver (Ag), Solid	<1		1	mg/Kg	09/27/96	gag
EPA 418.1	Total Recoverable Petroleum Hydrocarbons, Solid	58		10.	mg/Kg	10/03/96	jbd
SW-846 3550	Extraction (Ultrasonic) PCBs						
	Ultrasonic Extraction	Complete				09/27/96	smc
SW-846 8080	PCB Analysis						
	Aroclor 1016	ND		17	ug/Kg	10/02/96	smc
	Aroclor 1221	ND		17	ug/Kg	10/02/96	smc
	Aroclor 1232	ND		17	ug/Kg	10/02/96	smc
	Aroclor 1242	ND		17	ug/Kg	10/02/96	smc
	Aroclor 1248	ND		17	ug/Kg	10/02/96	smc
	Aroclor 1254	ND	YZ	17	ug/Kg	10/02/96	smc
	Aroclor 1260	ND		17	ug/Kg	10/02/96	smc
	Aroclor 1262	ND		17	ug/Kg	10/02/96	smc
	Aroclor 1268	ND		17	ug/Kg	10/02/96	smc
SW-846 3550	Extraction (Ultrasonic) SVOCs						
	Ultrasonic Extraction	Complete				09/27/96	jbd
SW-846 8270	Semivolatile Organics						
	Acenaphthene	ND		330	ug/Kg	10/07/96	dmj
	Acenaphthylene	ND		330	ug/Kg	10/07/96	dmj
	Anthracene	ND		330	ug/Kg	10/07/96	dmj
	Benzidine	ND		1650	ug/Kg	10/07/96	dmj
	Benzo(a)anthracene	ND		330	ug/Kg	10/07/96	dmj
	Benzo(b)fluoranthene	ND		330	ug/Kg	10/07/96	dmj
	Benzo(k)fluoranthene	ND		330	ug/Kg	10/07/96	dmj
	Benzo(ghi)perylene	ND		330	ug/Kg	10/07/96	dmj
	Benzo(a)pyrene	ND		330	ug/Kg	10/07/96	dmj
	Benzyl alcohol	ND		330	ug/Kg	10/07/96	dmj

The analytical results, opinions or interpretations contained in this report are based upon information and material supplied by the client for whose exclusive and confidential use this report has been made. The analytical results, opinions or interpretations expressed represent the best judgment of Core Laboratories. Core Laboratories, however, makes no warranty or representation, express or implied, of any type, and expressly disclaims same as to the productivity, proper operations or profitableness of any oil, gas, coal or other mineral, property, well or sand in connection with which such report is used or relied upon for any reason whatsoever. This report shall not be reproduced, in whole or in part, without the written approval of Core Laboratories.

CORE LABORATORIES

LABORATORY TEST RESULTS

Job Number: 962638 Date: 10/14/96

CUSTOMER: Daniel B. Stephens & Associates PROJECT: 6033.3 ENRON ROSWELL ATTN: Bob Marley

Customer Sample ID: SVE-1 @ 5'
Date Sampled.....: 09/20/96
Time Sampled.....: 16:25
Sample Matrix.....: Soil

Laboratory Sample ID: 962638-1
Date Received.....: 09/24/96
Time Received.....: 09:00

TEST METHOD	PARAMETER/TEST DESCRIPTION	SAMPLE RESULT	FLAGS	REPORTING LIMIT	UNITS	DATE	TECH
	Butyl benzyl phthalate	ND		330	ug/Kg	10/07/96	dmj
	Bis(2-chloroethoxy)methane	ND		330	ug/Kg	10/07/96	dmj
	Bis(2-chloroethyl)ether	ND		330	ug/Kg	10/07/96	dmj
	Bis(2-chloroisopropyl)ether	ND		330	ug/Kg	10/07/96	dmj
	Bis(2-ethylhexyl)phthalate	ND		330	ug/Kg	10/07/96	dmj
	4-Bromophenyl phenyl ether	ND		330	ug/Kg	10/07/96	dmj
	4-Chloroaniline	ND		330	ug/Kg	10/07/96	dmj
	2-Chloronaphthalene	ND		330	ug/Kg	10/07/96	dmj
	4-Chlorophenyl phenyl ether	ND		330	ug/Kg	10/07/96	dmj
	Chrysene	ND		330	ug/Kg	10/07/96	dmj
	Dibenzo(a,h)anthracene	ND		330	ug/Kg	10/07/96	dmj
	Dibenzofuran	ND		330	ug/Kg	10/07/96	dmj
	1,2-Dichlorobenzene	ND		330	ug/Kg	10/07/96	dmj
	1,3-Dichlorobenzene	ND		330	ug/Kg	10/07/96	dmj
	1,4-Dichlorobenzene	ND		330	ug/Kg	10/07/96	dmj
	3,3-Dichlorobenzidine	ND		330	ug/Kg	10/07/96	dmj
	Diethyl phthalate	ND		330	ug/Kg	10/07/96	dmj
	Dimethyl phthalate	ND		330	ug/Kg	10/07/96	dmj
	Di-n-butyl phthalate	ND		330	ug/Kg	10/07/96	dmj
	Di-n-octyl phthalate	ND		330	ug/Kg	10/07/96	dmj
	2,4-Dinitrotoluene	ND	Y	330	ug/Kg	10/07/96	dmj
	2,6-Dinitrotoluene	ND		330	ug/Kg	10/07/96	dmj
	Fluoranthene	ND		330	ug/Kg	10/07/96	dmj
	Fluorene	ND		330	ug/Kg	10/07/96	dmj
	Hexachlorobenzene	ND		330	ug/Kg	10/07/96	dmj
	Hexachlorobutadiene	ND		330	ug/Kg	10/07/96	dmj
	Hexachlorocyclopentadiene	ND		330	ug/Kg	10/07/96	dmj
	Hexachloroethane	ND		330	ug/Kg	10/07/96	dmj
	Indeno(1,2,3-cd)pyrene	ND		330	ug/Kg	10/07/96	dmj
	Isophorone	ND		330	ug/Kg	10/07/96	dmj
	2-Methylnaphthalene	ND		330	ug/Kg	10/07/96	dmj
	Naphthalene	ND		330	ug/Kg	10/07/96	dmj
	o-Nitroaniline	ND		1650	ug/Kg	10/07/96	dmj
	m-Nitroaniline	ND		1650	ug/Kg	10/07/96	dmj
	p-Nitroaniline	ND		1650	ug/Kg	10/07/96	dmj
	Nitrobenzene	ND		330	ug/Kg	10/07/96	dmj
	n-Nitrosodi-n-propylamine	ND		330	ug/Kg	10/07/96	dmj
	n-Nitrosodiphenylamine	ND		330	ug/Kg	10/07/96	dmj
	Phenanthrene	ND		330	ug/Kg	10/07/96	dmj
	Pyrene	ND		330	ug/Kg	10/07/96	dmj
	1,2,4-Trichlorobenzene	ND		330	ug/Kg	10/07/96	dmj
	Benzoic acid	ND		1650	ug/Kg	10/07/96	dmj
	4-Chloro-3-methylphenol	ND		330	ug/Kg	10/07/96	dmj
	2-Chlorophenol	ND		330	ug/Kg	10/07/96	dmj
	2,4-Dichlorophenol	ND		330	ug/Kg	10/07/96	dmj
	2,4-Dimethylphenol	ND		330	ug/Kg	10/07/96	dmj
	2,4-Dinitrophenol	ND		1650	ug/Kg	10/07/96	dmj
	2-Methyl-4,6-dinitrophenol	ND		1650	ug/Kg	10/07/96	dmj
	2-Methylphenol (o-cresol)	ND		330	ug/Kg	10/07/96	dmj

The analytical results, opinions or interpretations contained in this report are based upon information and material supplied by the client for whose exclusive and confidential use this report has been made. The analytical results, opinions or interpretations expressed represent the best judgment of Core Laboratories. Core Laboratories, however, makes no warranty or representation, express or implied, of any type, and expressly disclaims same as to the productivity, proper operations or profitableness of any oil, gas, coal or other mineral, property, well or sand in connection with which such report is used or relied upon for any reason whatsoever. This report shall not be reproduced, in whole or in part, without the written approval of Core Laboratories.

CORE LABORATORIES

LABORATORY TEST RESULTS

Job Number: 962638 Date: 10/14/96

CUSTOMER: Daniel B. Stephens & Associates PROJECT: 6033.3 ENRON ROSWELL ATTN: Bob Marley

Customer Sample ID: SVE-1 @ 5'
Date Sampled.....: 09/20/96
Time Sampled.....: 16:25
Sample Matrix.....: Soil

Laboratory Sample ID: 962638-1
Date Received.....: 09/24/96
Time Received.....: 09:00

TEST METHOD	PARAMETER/TEST DESCRIPTION	SAMPLE RESULT	FLAGS	REPORTING LIMIT	UNITS	DATE	TECH
	4-Methylphenol (p-cresol)	ND		330	ug/Kg	10/07/96	dmj
	2-Nitrophenol	ND		330	ug/Kg	10/07/96	dmj
	4-Nitrophenol	ND		1650	ug/Kg	10/07/96	dmj
	Pentachlorophenol	ND		1650	ug/Kg	10/07/96	dmj
	Phenol	ND	Y	330	ug/Kg	10/07/96	dmj
	2,4,5-Trichlorophenol	ND		330	ug/Kg	10/07/96	dmj
	2,4,6-Trichlorophenol	ND		330	ug/Kg	10/07/96	dmj
SW-846 8240	Volatile Organics						
	Acetone	ND		100.	ug/Kg	09/26/96	bfr
	Benzene	ND		1.	ug/Kg	09/26/96	bfr
	Bromodichloromethane	ND		5.	ug/Kg	09/26/96	bfr
	Bromoform	ND		5.	ug/Kg	09/26/96	bfr
	Bromomethane	ND		10.	ug/Kg	09/26/96	bfr
	Methyl ethyl ketone (2-Butanone)	ND		100.	ug/Kg	09/26/96	bfr
	Carbon disulfide	ND		5.	ug/Kg	09/26/96	bfr
	Carbon tetrachloride	ND		5.	ug/Kg	09/26/96	bfr
	Chlorobenzene	ND		5.	ug/Kg	09/26/96	bfr
	Chloroethane	ND		10.	ug/Kg	09/26/96	bfr
	2-Chloroethylvinyl ether	ND		10.	ug/Kg	09/26/96	bfr
	Chloroform	ND		5.	ug/Kg	09/26/96	bfr
	Chloromethane	ND		10.	ug/Kg	09/26/96	bfr
	Dibromochloromethane	ND		5.	ug/Kg	09/26/96	bfr
	1,1-Dichloroethane	ND		5.	ug/Kg	09/26/96	bfr
	1,2-Dichloroethane	ND		5.	ug/Kg	09/26/96	bfr
	1,1-Dichloroethene	ND		5.	ug/Kg	09/26/96	bfr
	trans-1,2-Dichloroethene	ND		5.	ug/Kg	09/26/96	bfr
	1,2-Dichloropropane	ND		5.	ug/Kg	09/26/96	bfr
	cis-1,3-Dichloropropene	ND		5.	ug/Kg	09/26/96	bfr
	trans-1,3-Dichloropropene	ND		5.	ug/Kg	09/26/96	bfr
	Ethylbenzene	ND		5.	ug/Kg	09/26/96	bfr
	2-Hexanone	ND		50.	ug/Kg	09/26/96	bfr
	Methylene chloride	6		5.	ug/Kg	09/26/96	bfr
	4-Methyl-2-pentanone (MIBK)	ND		50.	ug/Kg	09/26/96	bfr
	Styrene	ND		5.	ug/Kg	09/26/96	bfr
	1,1,2,2-Tetrachloroethane	ND		5.	ug/Kg	09/26/96	bfr
	Tetrachloroethene	ND		5.	ug/Kg	09/26/96	bfr
	Toluene	ND		5.	ug/Kg	09/26/96	bfr
	1,1,1-Trichloroethane	ND		5.	ug/Kg	09/26/96	bfr
	1,1,2-Trichloroethane	ND		5.	ug/Kg	09/26/96	bfr
	Trichloroethene	ND		5.	ug/Kg	09/26/96	bfr
	Vinyl acetate	ND		50.	ug/Kg	09/26/96	bfr
	Vinyl chloride	ND		10.	ug/Kg	09/26/96	bfr
	Xylenes (total)	ND		5.	ug/Kg	09/26/96	bfr

The analytical results, opinions or interpretations contained in this report are based upon information and material supplied by the client for whose exclusive and confidential use this report has been made. The analytical results, opinions or interpretations expressed represent the best judgment of Core Laboratories. Core Laboratories, however, makes no warranty or representation, express or implied, of any type, and expressly disclaims same as to the productivity, proper operations or profitableness of any oil, gas, coal or other mineral property, well or sand in connection with which such report is used or relied upon for any reason whatsoever. This report shall not be reproduced, in whole or in part, without the written approval of Core Laboratories.

CORE LABORATORIES

LABORATORY TEST RESULTS

Job Number: 962638 Date: 10/14/96

CUSTOMER: Daniel B. Stephens & Associates PROJECT: 6033.3 ENRON ROSWELL ATTN: Bob Marley

Customer Sample ID: SVE-1 @ ~~5~~ 60'
Date Sampled.....: 09/21/96
Time Sampled.....: 08:05
Sample Matrix.....: Soil

Laboratory Sample ID: 962638-2
Date Received.....: 09/24/96
Time Received.....: 09:00

TEST METHOD	PARAMETER/TEST DESCRIPTION	SAMPLE RESULT	FLAGS	REPORTING LIMIT	UNITS	DATE	TECH
SW-846 3050	Acid Digestion: Solids, Solid	Complete				09/26/96	lmt
SW-846 6010A	Arsenic (As), Solid	6		5	mg/Kg	09/27/96	gag
SW-846 6010A	Barium (Ba), Solid	197		1	mg/Kg	09/27/96	gag
SW-846 6010A	Cadmium (Cd), Solid	0.6		0.5	mg/Kg	09/27/96	gag
SW-846 6010A	Chromium (Cr), Solid	28		1	mg/Kg	09/27/96	gag
SW-846 6010A	Lead (Pb), Solid	11		5	mg/Kg	09/27/96	gag
SW-846 7471	Mercury (Hg), Solid	0.13		0.10	mg/Kg	10/05/96	lmt
SW-846 6010A	Selenium (Se), Solid	<10		10	mg/Kg	09/27/96	gag
SW-846 6010A	Silver (Ag), Solid	<1		1	mg/Kg	09/27/96	gag
EPA 418.1	Total Recoverable Petroleum Hydrocarbons, Solid	28		10.	mg/Kg	10/03/96	jbd
SW-846 3550	Extraction (Ultrasonic) PCBs						
	Ultrasonic Extraction	Complete				09/27/96	smc
SW-846 8080	PCB Analysis						
	Aroclor 1016	ND		17	ug/Kg	10/02/96	smc
	Aroclor 1221	ND		17	ug/Kg	10/02/96	smc
	Aroclor 1232	ND		17	ug/Kg	10/02/96	smc
	Aroclor 1242	ND		17	ug/Kg	10/02/96	smc
	Aroclor 1248	ND		17	ug/Kg	10/02/96	smc
	Aroclor 1254	ND	YZ	17	ug/Kg	10/02/96	smc
	Aroclor 1260	ND		17	ug/Kg	10/02/96	smc
	Aroclor 1262	ND		17	ug/Kg	10/02/96	smc
	Aroclor 1268	ND		17	ug/Kg	10/02/96	smc
SW-846 3550	Extraction (Ultrasonic) SVOCs						
	Ultrasonic Extraction	Complete				09/27/96	jbd
SW-846 8270	Semivolatile Organics						
	Acenaphthene	ND		330	ug/Kg	10/07/96	dmj
	Acenaphthylene	ND		330	ug/Kg	10/07/96	dmj
	Anthracene	ND		330	ug/Kg	10/07/96	dmj
	Benzidine	ND		1650	ug/Kg	10/07/96	dmj
	Benzo(a)anthracene	ND		330	ug/Kg	10/07/96	dmj
	Benzo(b)fluoranthene	ND		330	ug/Kg	10/07/96	dmj
	Benzo(k)fluoranthene	ND		330	ug/Kg	10/07/96	dmj
	Benzo(ghi)perylene	ND		330	ug/Kg	10/07/96	dmj
	Benzo(a)pyrene	ND		330	ug/Kg	10/07/96	dmj
	Benzyl alcohol	ND		330	ug/Kg	10/07/96	dmj

The analytical results, opinions or interpretations contained in this report are based upon information and material supplied by the client for whose exclusive and confidential use this report has been made. The analytical results, opinions or interpretations expressed represent the best judgment of Core Laboratories. Core Laboratories, however, makes no warranty or representation, express or implied, of any type, and expressly disclaims same as to the productivity, proper operations or profitableness of any oil, gas, coal or other mineral property, well or sand in connection with which such report is used or relied upon for any reason whatsoever. This report shall not be reproduced, in whole or in part, without the written approval of Core Laboratories.

CORELAB

CORE LABORATORIES

LABORATORY TEST RESULTS

Job Number: 962638 Date: 10/14/96

CUSTOMER: Daniel B. Stephens & Associates PROJECT: 6033.3 ENRON ROSWELL ATTN: Bob Marley

Customer Sample ID: SVE-1 @ 5' 60'
Date Sampled.....: 09/21/96
Time Sampled.....: 08:05
Sample Matrix.....: Soil

Laboratory Sample ID: 962638-2
Date Received.....: 09/24/96
Time Received.....: 09:00

TEST METHOD	PARAMETER/TEST DESCRIPTION	SAMPLE RESULT	FLAGS	REPORTING LIMIT	UNITS	DATE	TECH
	Butyl benzyl phthalate	ND		330	ug/Kg	10/07/96	dmj
	Bis(2-chloroethoxy)methane	ND		330	ug/Kg	10/07/96	dmj
	Bis(2-chloroethyl)ether	ND		330	ug/Kg	10/07/96	dmj
	Bis(2-chloroisopropyl)ether	ND		330	ug/Kg	10/07/96	dmj
	Bis(2-ethylhexyl)phthalate	ND		330	ug/Kg	10/07/96	dmj
	4-Bromophenyl phenyl ether	ND		330	ug/Kg	10/07/96	dmj
	4-Chloroaniline	ND		330	ug/Kg	10/07/96	dmj
	2-Chloronaphthalene	ND		330	ug/Kg	10/07/96	dmj
	4-Chlorophenyl phenyl ether	ND		330	ug/Kg	10/07/96	dmj
	Chrysene	ND		330	ug/Kg	10/07/96	dmj
	Dibenzo(a,h)anthracene	ND		330	ug/Kg	10/07/96	dmj
	Dibenzofuran	ND		330	ug/Kg	10/07/96	dmj
	1,2-Dichlorobenzene	ND		330	ug/Kg	10/07/96	dmj
	1,3-Dichlorobenzene	ND		330	ug/Kg	10/07/96	dmj
	1,4-Dichlorobenzene	ND		330	ug/Kg	10/07/96	dmj
	3,3-Dichlorobenzidine	ND		330	ug/Kg	10/07/96	dmj
	Diethyl phthalate	ND		330	ug/Kg	10/07/96	dmj
	Dimethyl phthalate	ND		330	ug/Kg	10/07/96	dmj
	Di-n-butyl phthalate	ND		330	ug/Kg	10/07/96	dmj
	Di-n-octyl phthalate	ND		330	ug/Kg	10/07/96	dmj
	2,4-Dinitrotoluene	ND	Y	330	ug/Kg	10/07/96	dmj
	2,6-Dinitrotoluene	ND		330	ug/Kg	10/07/96	dmj
	Fluoranthene	ND		330	ug/Kg	10/07/96	dmj
	Fluorene	ND		330	ug/Kg	10/07/96	dmj
	Hexachlorobenzene	ND		330	ug/Kg	10/07/96	dmj
	Hexachlorobutadiene	ND		330	ug/Kg	10/07/96	dmj
	Hexachlorocyclopentadiene	ND		330	ug/Kg	10/07/96	dmj
	Hexachloroethane	ND		330	ug/Kg	10/07/96	dmj
	Indeno(1,2,3-cd)pyrene	ND		330	ug/Kg	10/07/96	dmj
	Isophorone	ND		330	ug/Kg	10/07/96	dmj
	2-Methylnaphthalene	ND		330	ug/Kg	10/07/96	dmj
	Naphthalene	ND		330	ug/Kg	10/07/96	dmj
	o-Nitroaniline	ND		1650	ug/Kg	10/07/96	dmj
	m-Nitroaniline	ND		1650	ug/Kg	10/07/96	dmj
	p-Nitroaniline	ND		1650	ug/Kg	10/07/96	dmj
	Nitrobenzene	ND		330	ug/Kg	10/07/96	dmj
	n-Nitrosodi-n-propylamine	ND		330	ug/Kg	10/07/96	dmj
	n-Nitrosodiphenylamine	ND		330	ug/Kg	10/07/96	dmj
	Phenanthrene	ND		330	ug/Kg	10/07/96	dmj
	Pyrene	ND		330	ug/Kg	10/07/96	dmj
	1,2,4-Trichlorobenzene	ND		330	ug/Kg	10/07/96	dmj
	Benzoic acid	ND		1650	ug/Kg	10/07/96	dmj
	4-Chloro-3-methylphenol	ND		330	ug/Kg	10/07/96	dmj
	2-Chlorophenol	ND		330	ug/Kg	10/07/96	dmj
	2,4-Dichlorophenol	ND		330	ug/Kg	10/07/96	dmj
	2,4-Dimethylphenol	ND		330	ug/Kg	10/07/96	dmj
	2,4-Dinitrophenol	ND		1650	ug/Kg	10/07/96	dmj
	2-Methyl-4,6-dinitrophenol	ND		1650	ug/Kg	10/07/96	dmj
	2-Methylphenol (o-cresol)	ND		330	ug/Kg	10/07/96	dmj

The analytical results, opinions or interpretations contained in this report are based upon information and material supplied by the client for whose exclusive and confidential use this report has been made. The analytical results, opinions or interpretations expressed represent the best judgment of Core Laboratories. Core Laboratories, however, makes no warranty or representation, express or implied, of any type, and expressly disclaims same as to the productivity, proper operations or profitableness of any oil, gas, coal or other mineral property, well or sand in connection with which such report is used or relied upon for any reason whatsoever. This report shall not be reproduced, in whole or in part, without the written approval of Core Laboratories.

CORE LABORATORIES

LABORATORY TEST RESULTS

Job Number: 962638 Date: 10/14/96

CUSTOMER: Daniel B. Stephens & Associates PROJECT: 6033.3 ENRON ROSWELL ATTN: Bob Marley

Customer Sample ID: SVE-1 @ ~~5'~~ 60
Date Sampled.....: 09/21/96
Time Sampled.....: 08:05
Sample Matrix.....: Soil

Laboratory Sample ID: 962638-2
Date Received.....: 09/24/96
Time Received.....: 09:00

TEST METHOD	PARAMETER/TEST DESCRIPTION	SAMPLE RESULT	FLAGS	REPORTING LIMIT	UNITS	DATE	TECH
	4-Methylphenol (p-cresol)	ND		330	ug/Kg	10/07/96	dmj
	2-Nitrophenol	ND		330	ug/Kg	10/07/96	dmj
	4-Nitrophenol	ND		1650	ug/Kg	10/07/96	dmj
	Pentachlorophenol	ND		1650	ug/Kg	10/07/96	dmj
	Phenol	ND	Y	330	ug/Kg	10/07/96	dmj
	2,4,5-Trichlorophenol	ND		330	ug/Kg	10/07/96	dmj
	2,4,6-Trichlorophenol	ND		330	ug/Kg	10/07/96	dmj
SW-846 8240	Volatile Organics						
	Acetone	ND		100.	ug/Kg	09/26/96	bfr
	Benzene	ND		1.	ug/Kg	09/26/96	bfr
	Bromodichloromethane	ND		5.	ug/Kg	09/26/96	bfr
	Bromoform	ND		5.	ug/Kg	09/26/96	bfr
	Bromomethane	ND		10.	ug/Kg	09/26/96	bfr
	Methyl ethyl ketone (2-Butanone)	ND		100.	ug/Kg	09/26/96	bfr
	Carbon disulfide	ND		5.	ug/Kg	09/26/96	bfr
	Carbon tetrachloride	ND		5.	ug/Kg	09/26/96	bfr
	Chlorobenzene	ND		5.	ug/Kg	09/26/96	bfr
	Chloroethane	ND		10.	ug/Kg	09/26/96	bfr
	2-Chloroethylvinyl ether	ND		10.	ug/Kg	09/26/96	bfr
	Chloroform	ND		5.	ug/Kg	09/26/96	bfr
	Chloromethane	ND		10.	ug/Kg	09/26/96	bfr
	Dibromochloromethane	ND		5.	ug/Kg	09/26/96	bfr
	1,1-Dichloroethane	ND		5.	ug/Kg	09/26/96	bfr
	1,2-Dichloroethane	ND		5.	ug/Kg	09/26/96	bfr
	1,1-Dichloroethene	ND		5.	ug/Kg	09/26/96	bfr
	trans-1,2-Dichloroethene	ND		5.	ug/Kg	09/26/96	bfr
	1,2-Dichloropropane	ND		5.	ug/Kg	09/26/96	bfr
	cis-1,3-Dichloropropene	ND		5.	ug/Kg	09/26/96	bfr
	trans-1,3-Dichloropropene	ND		5.	ug/Kg	09/26/96	bfr
	Ethylbenzene	ND		5.	ug/Kg	09/26/96	bfr
	2-Hexanone	ND		50.	ug/Kg	09/26/96	bfr
	Methylene chloride	6		5.	ug/Kg	09/26/96	bfr
	4-Methyl-2-pentanone (MIBK)	ND		50.	ug/Kg	09/26/96	bfr
	Styrene	ND		5.	ug/Kg	09/26/96	bfr
	1,1,2,2-Tetrachloroethane	ND		5.	ug/Kg	09/26/96	bfr
	Tetrachloroethene	ND		5.	ug/Kg	09/26/96	bfr
	Toluene	ND		5.	ug/Kg	09/26/96	bfr
	1,1,1-Trichloroethane	ND		5.	ug/Kg	09/26/96	bfr
	1,1,2-Trichloroethane	ND		5.	ug/Kg	09/26/96	bfr
	Trichloroethene	ND		5.	ug/Kg	09/26/96	bfr
	Vinyl acetate	ND		50.	ug/Kg	09/26/96	bfr
	Vinyl chloride	ND		10.	ug/Kg	09/26/96	bfr
	Xylenes (total)	ND		5.	ug/Kg	09/26/96	bfr

The analytical results, opinions or interpretations contained in this report are based upon information and material supplied by the client for whose exclusive and confidential use this report has been made. The analytical results, opinions or interpretations expressed represent the best judgment of Core Laboratories. Core Laboratories, however, makes no warranty or representation, express or implied, of any type, and expressly disclaims same as to the productivity, proper operations or profitableness of any oil, gas, coal or other mineral, property, well or sand in connection with which such report is used or relied upon for any reason whatsoever. This report shall not be reproduced, in whole or in part, without the written approval of Core Laboratories.

CORE LABORATORIES

LABORATORY TEST RESULTS

Job Number: 962638 Date: 10/14/96

CUSTOMER: Daniel B. Stephens & Associates PROJECT: 6033.3 ENRON ROSWELL ATTN: Bob Marley

Customer Sample ID: SVE-1 @ 60'
Date Sampled.....: 09/21/96
Time Sampled.....: 6:05
Sample Matrix.....: Soil

Laboratory Sample ID: 962638-3
Date Received.....: 09/24/96
Time Received.....: 09:00

TEST METHOD	PARAMETER/TEST DESCRIPTION	SAMPLE RESULT	FLAGS	REPORTING LIMIT	UNITS	DATE	TECH
EPA 418.1	Total Recoverable Petroleum Hydrocarbons, Solid	36		10.	mg/Kg	10/03/96	jbd

The analytical results, opinions or interpretations contained in this report are based upon information and material supplied by the client for whose exclusive and confidential use this report has been made. The analytical results, opinions or interpretations expressed represent the best judgment of Core Laboratories. Core Laboratories, however, makes no warranty or representation, express or implied, of any type, and expressly disclaims same as to the productivity, proper operations or profitableness of any oil, gas, coal or other mineral property, well or sand in connection with which such report is used or relied upon for any reason whatsoever. This report shall not be reproduced, in whole or in part, without the written approval of Core Laboratories.

CORE LABORATORIES

LABORATORY TEST RESULTS

Job Number: 962638 Date: 10/14/96

CUSTOMER: Daniel B. Stephens & Associates PROJECT: 6033.3 ENRON ROSWELL ATTN: Bob Marley

Customer Sample ID: MW-17 @ 10'
Date Sampled.....: 09/21/96
Time Sampled.....: 16:20
Sample Matrix.....: Soil

Laboratory Sample ID: 962638-4
Date Received.....: 09/24/96
Time Received.....: 09:00

TEST METHOD	PARAMETER/TEST DESCRIPTION	SAMPLE RESULT	FLAGS	REPORTING LIMIT	UNITS	DATE	TECH
EPA 418.1	Total Recoverable Petroleum Hydrocarbons, Solid	30		10.	mg/Kg	10/03/96	jbd

The analytical results, opinions or interpretations contained in this report are based upon information and material supplied by the client for whose exclusive and confidential use this report has been made. The analytical results, opinions or interpretations expressed represent the best judgment of Core Laboratories. Core Laboratories, however, makes no warranty or representation, express or implied, of any type, and expressly disclaims same as to the productivity, proper operations or profitableness of any oil, gas, coal or other mineral property, well or sand in connection with which such report is used or relied upon for any reason whatsoever. This report shall not be reproduced, in whole or in part, without the written approval of Core Laboratories.

CORE LABORATORIES

LABORATORY TEST RESULTS

Job Number: 962638

Date: 10/14/96

CUSTOMER: Daniel B. Stephens & Associates PROJECT: 6033.3 ENRON ROSWELL ATTN: Bob Marley

Customer Sample ID: MW-17 @ 20'
Date Sampled.....: 09/21/96
Time Sampled.....: 16:40
Sample Matrix.....: Soil

Laboratory Sample ID: 962638-5
Date Received.....: 09/24/96
Time Received.....: 09:00

TEST METHOD	PARAMETER/TEST DESCRIPTION	SAMPLE RESULT	FLAGS	REPORTING LIMIT	UNITS	DATE	TECH
EPA 418.1	Total Recoverable Petroleum Hydrocarbons, Solid	36		10.	mg/Kg	10/03/96	jbd

The analytical results, opinions or interpretations contained in this report are based upon information and material supplied by the client for whose exclusive and confidential use this report has been made. The analytical results, opinions or interpretations expressed represent the best judgment of Core Laboratories. Core Laboratories, however, makes no warranty or representation, express or implied, of any type, and expressly disclaims same as to the productivity, proper operations or profitableness of any oil, gas, coal or other mineral property, well or sand in connection with which such report is used or relied upon for any reason whatsoever. This report shall not be reproduced, in whole or in part, without the written approval of Core Laboratories.

CORE LABORATORIES

LABORATORY TEST RESULTS

Job Number: 962638 Date: 10/14/96

CUSTOMER: Daniel B. Stephens & Associates PROJECT: 6033.3 ENRON ROSWELL ATTN: Bob Marley

Customer Sample ID: MW-17 @ 30'
Date Sampled.....: 09/21/96
Time Sampled.....: 17:00
Sample Matrix.....: Soil

Laboratory Sample ID: 962638-6
Date Received.....: 09/24/96
Time Received.....: 09:00

TEST METHOD	PARAMETER/TEST DESCRIPTION	SAMPLE RESULT	FLAGS	REPORTING LIMIT	UNITS	DATE	TECH
EPA 418.1	Total Recoverable Petroleum Hydrocarbons, Solid	32		10.	mg/Kg	10/03/96	jbd

The analytical results, opinions or interpretations contained in this report are based upon information and material supplied by the client for whose exclusive and confidential use this report has been made. The analytical results, opinions or interpretations expressed represent the best judgment of Core Laboratories. Core Laboratories, however, makes no warranty or representation, express or implied, of any type, and expressly disclaims same as to the productivity, proper operations or profitableness of any oil, gas, coal or other mineral, property, well or sand in connection with which such report is used or relied upon for any reason whatsoever. This report shall not be reproduced, in whole or in part, without the written approval of Core Laboratories.

CORE LABORATORIES

LABORATORY TEST RESULTS

Job Number: 962638 Date: 10/14/96

CUSTOMER: Daniel B. Stephens & Associates PROJECT: 6033.3 ENRON ROSWELL ATTN: Bob Marley

Customer Sample ID: MW-17 @ 40'
Date Sampled.....: 09/21/96
Time Sampled.....: 17:10
Sample Matrix.....: Soil

Laboratory Sample ID: 962638-7
Date Received.....: 09/24/96
Time Received.....: 09:00

TEST METHOD	PARAMETER/TEST DESCRIPTION	SAMPLE RESULT	FLAGS	REPORTING LIMIT	UNITS	DATE	TECH
SW-846 3050	Acid Digestion: Solids, Solid	Complete				09/26/96	lmt
SW-846 6010A	Arsenic (As), Solid	<5		5	mg/Kg	09/27/96	gag
SW-846 6010A	Barium (Ba), Solid	168		1	mg/Kg	09/27/96	gag
SW-846 6010A	Cadmium (Cd), Solid	<0.5		0.5	mg/Kg	09/27/96	gag
SW-846 6010A	Chromium (Cr), Solid	7		1	mg/Kg	09/27/96	gag
SW-846 6010A	Lead (Pb), Solid	5		5	mg/Kg	09/27/96	gag
SW-846 7471	Mercury (Hg), Solid	<0.10		0.10	mg/Kg	10/05/96	lmt
SW-846 6010A	Selenium (Se), Solid	<10		10	mg/Kg	09/27/96	gag
SW-846 6010A	Silver (Ag), Solid	<1		1	mg/Kg	09/27/96	gag
EPA 418.1	Total Recoverable Petroleum Hydrocarbons, Solid	28		10.	mg/Kg	10/03/96	jbd
SW-846 3550	Extraction (Ultrasonic) PCBs						
	Ultrasonic Extraction	Complete				09/27/96	smc
SW-846 8080	PCB Analysis						
	Aroclor 1016	ND		17	ug/Kg	10/02/96	smc
	Aroclor 1221	ND		17	ug/Kg	10/02/96	smc
	Aroclor 1232	ND		17	ug/Kg	10/02/96	smc
	Aroclor 1242	ND		17	ug/Kg	10/02/96	smc
	Aroclor 1248	ND		17	ug/Kg	10/02/96	smc
	Aroclor 1254	ND	YZ	17	ug/Kg	10/02/96	smc
	Aroclor 1260	ND		17	ug/Kg	10/02/96	smc
	Aroclor 1262	ND		17	ug/Kg	10/02/96	smc
	Aroclor 1268	ND		17	ug/Kg	10/02/96	smc
SW-846 3550	Extraction (Ultrasonic) SVOCs						
	Ultrasonic Extraction	Complete				09/27/96	jbd
SW-846 8270	Semivolatile Organics						
	Acenaphthene	ND		330	ug/Kg	10/07/96	dmj
	Acenaphthylene	ND		330	ug/Kg	10/07/96	dmj
	Anthracene	ND		330	ug/Kg	10/07/96	dmj
	Benzidine	ND		1650	ug/Kg	10/07/96	dmj
	Benzo(a)anthracene	ND		330	ug/Kg	10/07/96	dmj
	Benzo(b)fluoranthene	ND		330	ug/Kg	10/07/96	dmj
	Benzo(k)fluoranthene	ND		330	ug/Kg	10/07/96	dmj
	Benzo(ghi)perylene	ND		330	ug/Kg	10/07/96	dmj
	Benzo(a)pyrene	ND		330	ug/Kg	10/07/96	dmj
	Benzyl alcohol	ND		330	ug/Kg	10/07/96	dmj

The analytical results, opinions or interpretations contained in this report are based upon information and material supplied by the client for whose exclusive and confidential use this report has been made. The analytical results, opinions or interpretations expressed represent the best judgment of Core Laboratories. Core Laboratories, however, makes no warranty or representation, express or implied, of any type, and expressly disclaims same as to the productivity, proper operations or profitableness of any oil, gas, coal or other mineral, property, well or sand in connection with which such report is used or relied upon for any reason whatsoever. This report shall not be reproduced, in whole or in part, without the written approval of Core Laboratories.

CORE LABORATORIES

LABORATORY TEST RESULTS

Job Number: 962638 Date: 10/14/96

CUSTOMER: Daniel B. Stephens & Associates PROJECT: 6033.3 ENRON ROSWELL ATTN: Bob Marley

Customer Sample ID: MW-17 @ 40'
Date Sampled.....: 09/21/96
Time Sampled.....: 17:10
Sample Matrix.....: Soil

Laboratory Sample ID: 962638-7
Date Received.....: 09/24/96
Time Received.....: 09:00

TEST METHOD	PARAMETER/TEST DESCRIPTION	SAMPLE RESULT	FLAGS	REPORTING LIMIT	UNITS	DATE	TECH
	Butyl benzyl phthalate	ND		330	ug/Kg	10/07/96	dmj
	Bis(2-chloroethoxy)methane	ND		330	ug/Kg	10/07/96	dmj
	Bis(2-chloroethyl)ether	ND		330	ug/Kg	10/07/96	dmj
	Bis(2-chloroisopropyl)ether	ND		330	ug/Kg	10/07/96	dmj
	Bis(2-ethylhexyl)phthalate	ND		330	ug/Kg	10/07/96	dmj
	4-Bromophenyl phenyl ether	ND		330	ug/Kg	10/07/96	dmj
	4-Chloroaniline	ND		330	ug/Kg	10/07/96	dmj
	2-Chloronaphthalene	ND		330	ug/Kg	10/07/96	dmj
	4-Chlorophenyl phenyl ether	ND		330	ug/Kg	10/07/96	dmj
	Chrysene	ND		330	ug/Kg	10/07/96	dmj
	Dibenzo(a,h)anthracene	ND		330	ug/Kg	10/07/96	dmj
	Dibenzofuran	ND		330	ug/Kg	10/07/96	dmj
	1,2-Dichlorobenzene	ND		330	ug/Kg	10/07/96	dmj
	1,3-Dichlorobenzene	ND		330	ug/Kg	10/07/96	dmj
	1,4-Dichlorobenzene	ND		330	ug/Kg	10/07/96	dmj
	3,3-Dichlorobenzidine	ND		330	ug/Kg	10/07/96	dmj
	Diethyl phthalate	ND		330	ug/Kg	10/07/96	dmj
	Dimethyl phthalate	ND		330	ug/Kg	10/07/96	dmj
	Di-n-butyl phthalate	710		330	ug/Kg	10/07/96	dmj
	Di-n-octyl phthalate	ND		330	ug/Kg	10/07/96	dmj
	2,4-Dinitrotoluene	ND	Y	330	ug/Kg	10/07/96	dmj
	2,6-Dinitrotoluene	ND		330	ug/Kg	10/07/96	dmj
	Fluoranthene	ND		330	ug/Kg	10/07/96	dmj
	Fluorene	ND		330	ug/Kg	10/07/96	dmj
	Hexachlorobenzene	ND		330	ug/Kg	10/07/96	dmj
	Hexachlorobutadiene	ND		330	ug/Kg	10/07/96	dmj
	Hexachlorocyclopentadiene	ND		330	ug/Kg	10/07/96	dmj
	Hexachloroethane	ND		330	ug/Kg	10/07/96	dmj
	Indeno(1,2,3-cd)pyrene	ND		330	ug/Kg	10/07/96	dmj
	Isophorone	ND		330	ug/Kg	10/07/96	dmj
	2-Methylnaphthalene	ND		330	ug/Kg	10/07/96	dmj
	Naphthalene	ND		330	ug/Kg	10/07/96	dmj
	o-Nitroaniline	ND		1650	ug/Kg	10/07/96	dmj
	m-Nitroaniline	ND		1650	ug/Kg	10/07/96	dmj
	p-Nitroaniline	ND		1650	ug/Kg	10/07/96	dmj
	Nitrobenzene	ND		330	ug/Kg	10/07/96	dmj
	n-Nitrosodi-n-propylamine	ND		330	ug/Kg	10/07/96	dmj
	n-Nitrosodiphenylamine	ND		330	ug/Kg	10/07/96	dmj
	Phenanthrene	ND		330	ug/Kg	10/07/96	dmj
	Pyrene	ND		330	ug/Kg	10/07/96	dmj
	1,2,4-Trichlorobenzene	ND		330	ug/Kg	10/07/96	dmj
	Benzoic acid	ND		1650	ug/Kg	10/07/96	dmj
	4-Chloro-3-methylphenol	ND		330	ug/Kg	10/07/96	dmj
	2-Chlorophenol	ND		330	ug/Kg	10/07/96	dmj
	2,4-Dichlorophenol	ND		330	ug/Kg	10/07/96	dmj
	2,4-Dimethylphenol	ND		330	ug/Kg	10/07/96	dmj
	2,4-Dinitrophenol	ND		1650	ug/Kg	10/07/96	dmj
	2-Methyl-4,6-dinitrophenol	ND		1650	ug/Kg	10/07/96	dmj
	2-Methylphenol (o-cresol)	ND		330	ug/Kg	10/07/96	dmj

The analytical results, opinions or interpretations contained in this report are based upon information and material supplied by the client for whose exclusive and confidential use this report has been made. The analytical results, opinions or interpretations expressed represent the best judgment of Core Laboratories. Core Laboratories, however, makes no warranty or representation, express or implied, of any type, and expressly disclaims same as to the productivity, proper operations or profitableness of any oil, gas, coal or other mineral, property, well or sand in connection with which such report is used or relied upon for any reason whatsoever. This report shall not be reproduced, in whole or in part, without the written approval of Core Laboratories.

CORE LABORATORIES

LABORATORY TEST RESULTS

Job Number: 962638 Date: 10/14/96

CUSTOMER: Daniel B. Stephens & Associates PROJECT: 6033.3 ENRON ROSWELL ATTN: Bob Marley

Customer Sample ID: MW-17 @ 40'
Date Sampled.....: 09/21/96
Time Sampled.....: 17:10
Sample Matrix.....: Soil

Laboratory Sample ID: 962638-7
Date Received.....: 09/24/96
Time Received.....: 09:00

TEST METHOD	PARAMETER/TEST DESCRIPTION	SAMPLE RESULT	FLAGS	REPORTING LIMIT	UNITS	DATE	TECH
	4-Methylphenol (p-cresol)	ND		330	ug/Kg	10/07/96	dmj
	2-Nitrophenol	ND		330	ug/Kg	10/07/96	dmj
	4-Nitrophenol	ND		1650	ug/Kg	10/07/96	dmj
	Pentachlorophenol	ND		1650	ug/Kg	10/07/96	dmj
	Phenol	ND	Y	330	ug/Kg	10/07/96	dmj
	2,4,5-Trichlorophenol	ND		330	ug/Kg	10/07/96	dmj
	2,4,6-Trichlorophenol	ND		330	ug/Kg	10/07/96	dmj
SW-846 8240	Volatile Organics						
	Acetone	ND		100.	ug/Kg	09/26/96	bfr
	Benzene	ND		1.	ug/Kg	09/26/96	bfr
	Bromodichloromethane	ND		5.	ug/Kg	09/26/96	bfr
	Bromoform	ND		5.	ug/Kg	09/26/96	bfr
	Bromomethane	ND		10.	ug/Kg	09/26/96	bfr
	Methyl ethyl ketone (2-Butanone)	ND		100.	ug/Kg	09/26/96	bfr
	Carbon disulfide	ND		5.	ug/Kg	09/26/96	bfr
	Carbon tetrachloride	ND		5.	ug/Kg	09/26/96	bfr
	Chlorobenzene	ND		5.	ug/Kg	09/26/96	bfr
	Chloroethane	ND		10.	ug/Kg	09/26/96	bfr
	2-Chloroethylvinyl ether	ND		10.	ug/Kg	09/26/96	bfr
	Chloroform	ND		5.	ug/Kg	09/26/96	bfr
	Chloromethane	ND		10.	ug/Kg	09/26/96	bfr
	Dibromochloromethane	ND		5.	ug/Kg	09/26/96	bfr
	1,1-Dichloroethane	ND		5.	ug/Kg	09/26/96	bfr
	1,2-Dichloroethane	ND		5.	ug/Kg	09/26/96	bfr
	1,1-Dichloroethene	ND		5.	ug/Kg	09/26/96	bfr
	trans-1,2-Dichloroethene	ND		5.	ug/Kg	09/26/96	bfr
	1,2-Dichloropropane	ND		5.	ug/Kg	09/26/96	bfr
	cis-1,3-Dichloropropene	ND		5.	ug/Kg	09/26/96	bfr
	trans-1,3-Dichloropropene	ND		5.	ug/Kg	09/26/96	bfr
	Ethylbenzene	ND		5.	ug/Kg	09/26/96	bfr
	2-Hexanone	ND		50.	ug/Kg	09/26/96	bfr
	Methylene chloride	6		5.	ug/Kg	09/26/96	bfr
	4-Methyl-2-pentanone (MIBK)	ND		50.	ug/Kg	09/26/96	bfr
	Styrene	ND		5.	ug/Kg	09/26/96	bfr
	1,1,2,2-Tetrachloroethane	ND		5.	ug/Kg	09/26/96	bfr
	Tetrachloroethene	ND		5.	ug/Kg	09/26/96	bfr
	Toluene	ND		5.	ug/Kg	09/26/96	bfr
	1,1,1-Trichloroethane	ND		5.	ug/Kg	09/26/96	bfr
	1,1,2-Trichloroethane	ND		5.	ug/Kg	09/26/96	bfr
	Trichloroethene	ND		5.	ug/Kg	09/26/96	bfr
	Vinyl acetate	ND		50.	ug/Kg	09/26/96	bfr
	Vinyl chloride	ND		10.	ug/Kg	09/26/96	bfr
	Xylenes (total)	ND		5.	ug/Kg	09/26/96	bfr

The analytical results, opinions or interpretations contained in this report are based upon information and material supplied by the client for whose exclusive and confidential use this report has been made. The analytical results, opinions or interpretations expressed represent the best judgment of Core Laboratories. Core Laboratories, however, makes no warranty or representation, express or implied, of any type, and expressly disclaims same as to the productivity, proper operations or profitableness of any oil, gas, coal or other mineral property, well or sand in connection with which such report is used or relied upon for any reason whatsoever. This report shall not be reproduced, in whole or in part, without the written approval of Core Laboratories.

CORE LABORATORIES

LABORATORY TEST RESULTS

Job Number: 962638 Date: 10/14/96

CUSTOMER: Daniel B. Stephens & Associates PROJECT: 6033.3 ENRON ROSWELL ATTN: Bob Marley

Customer Sample ID: SG86-3 @ 25'
Date Sampled.....: 09/22/96
Time Sampled.....: 12:15
Sample Matrix.....: Soil

Laboratory Sample ID: 962638-8
Date Received.....: 09/24/96
Time Received.....: 09:00

TEST METHOD	PARAMETER/TEST DESCRIPTION	SAMPLE RESULT	FLAGS	REPORTING LIMIT	UNITS	DATE	TECH
SW-846 3050	Acid Digestion: Solids, Solid	Complete				09/26/96	lmt
SW-846 6010A	Arsenic (As), Solid	6		5	mg/Kg	10/08/96	smh
SW-846 6010A	Barium (Ba), Solid	311		1	mg/Kg	10/08/96	smh
SW-846 6010A	Cadmium (Cd), Solid	<0.5		0.5	mg/Kg	10/08/96	smh
SW-846 6010A	Chromium (Cr), Solid	4		1	mg/Kg	10/08/96	smh
SW-846 6010A	Lead (Pb), Solid	<5		5	mg/Kg	10/08/96	smh
SW-846 7471	Mercury (Hg), Solid	<0.10		0.10	mg/Kg	10/05/96	lmt
SW-846 6010A	Selenium (Se), Solid	<10		10	mg/Kg	10/08/96	smh
SW-846 6010A	Silver (Ag), Solid	<1		1	mg/Kg	10/08/96	smh
EPA 418.1	Total Recoverable Petroleum Hydrocarbons, Solid	27		10.	mg/Kg	10/03/96	jbd
SW-846 3550	Extraction (Ultrasonic) PCBs						
	Ultrasonic Extraction	Complete				09/27/96	smc
SW-846 8080	PCB Analysis						
	Aroclor 1016	ND		17	ug/Kg	10/02/96	smc
	Aroclor 1221	ND		17	ug/Kg	10/02/96	smc
	Aroclor 1232	ND		17	ug/Kg	10/02/96	smc
	Aroclor 1242	ND		17	ug/Kg	10/02/96	smc
	Aroclor 1248	ND		17	ug/Kg	10/02/96	smc
	Aroclor 1254	ND	YZ	17	ug/Kg	10/02/96	smc
	Aroclor 1260	ND		17	ug/Kg	10/02/96	smc
	Aroclor 1262	ND		17	ug/Kg	10/02/96	smc
	Aroclor 1268	ND		17	ug/Kg	10/02/96	smc
SW-846 3550	Extraction (Ultrasonic) SVOCs						
	Ultrasonic Extraction	Complete				09/27/96	jbd
SW-846 8270	Semivolatile Organics						
	Acenaphthene	ND		330	ug/Kg	10/07/96	dmj
	Acenaphthylene	ND		330	ug/Kg	10/07/96	dmj
	Anthracene	ND		330	ug/Kg	10/07/96	dmj
	Benzidine	ND		1650	ug/Kg	10/07/96	dmj
	Benzo(a)anthracene	ND		330	ug/Kg	10/07/96	dmj
	Benzo(b)fluoranthene	ND		330	ug/Kg	10/07/96	dmj
	Benzo(k)fluoranthene	ND		330	ug/Kg	10/07/96	dmj
	Benzo(ghi)perylene	ND		330	ug/Kg	10/07/96	dmj
	Benzo(a)pyrene	ND		330	ug/Kg	10/07/96	dmj
	Benzyl alcohol	ND		330	ug/Kg	10/07/96	dmj

The analytical results, opinions or interpretations contained in this report are based upon information and material supplied by the client for whose exclusive and confidential use this report has been made. The analytical results, opinions or interpretations expressed represent the best judgment of Core Laboratories. Core Laboratories, however, makes no warranty or representation, express or implied, of any type, and expressly disclaims same as to the productivity, proper operations or profitableness of any oil, gas, coal or other mineral property, well or sand, in connection with which such report is used or relied upon for any reason whatsoever. This report shall not be reproduced, in whole or in part, without the written approval of Core Laboratories.

CORE LABORATORIES

LABORATORY TEST RESULTS

Job Number: 962638 Date: 10/14/96

CUSTOMER: Daniel B. Stephens & Associates PROJECT: 6033.3 ENRON ROSWELL ATTN: Bob Marley

Customer Sample ID: SG86-3 @ 25'
Date Sampled.....: 09/22/96
Time Sampled.....: 12:15
Sample Matrix.....: Soil

Laboratory Sample ID: 962638-8
Date Received.....: 09/24/96
Time Received.....: 09:00

TEST METHOD	PARAMETER/TEST DESCRIPTION	SAMPLE RESULT	FLAGS	REPORTING LIMIT	UNITS	DATE	TECH
	Butyl benzyl phthalate	ND		330	ug/Kg	10/07/96	dmj
	Bis(2-chloroethoxy)methane	ND		330	ug/Kg	10/07/96	dmj
	Bis(2-chloroethyl)ether	ND		330	ug/Kg	10/07/96	dmj
	Bis(2-chloroisopropyl)ether	ND		330	ug/Kg	10/07/96	dmj
	Bis(2-ethylhexyl)phthalate	ND		330	ug/Kg	10/07/96	dmj
	4-Bromophenyl phenyl ether	ND		330	ug/Kg	10/07/96	dmj
	4-Chloroaniline	ND		330	ug/Kg	10/07/96	dmj
	2-Chloronaphthalene	ND		330	ug/Kg	10/07/96	dmj
	4-Chlorophenyl phenyl ether	ND		330	ug/Kg	10/07/96	dmj
	Chrysene	ND		330	ug/Kg	10/07/96	dmj
	Dibenzo(a,h)anthracene	ND		330	ug/Kg	10/07/96	dmj
	Dibenzofuran	ND		330	ug/Kg	10/07/96	dmj
	1,2-Dichlorobenzene	ND		330	ug/Kg	10/07/96	dmj
	1,3-Dichlorobenzene	ND		330	ug/Kg	10/07/96	dmj
	1,4-Dichlorobenzene	ND		330	ug/Kg	10/07/96	dmj
	3,3-Dichlorobenzidine	ND		330	ug/Kg	10/07/96	dmj
	Diethyl phthalate	ND		330	ug/Kg	10/07/96	dmj
	Dimethyl phthalate	ND		330	ug/Kg	10/07/96	dmj
	Di-n-butyl phthalate	1000		330	ug/Kg	10/07/96	dmj
	Di-n-octyl phthalate	ND		330	ug/Kg	10/07/96	dmj
	2,4-Dinitrotoluene	ND	Y	330	ug/Kg	10/07/96	dmj
	2,6-Dinitrotoluene	ND		330	ug/Kg	10/07/96	dmj
	Fluoranthene	ND		330	ug/Kg	10/07/96	dmj
	Fluorene	ND		330	ug/Kg	10/07/96	dmj
	Hexachlorobenzene	ND		330	ug/Kg	10/07/96	dmj
	Hexachlorobutadiene	ND		330	ug/Kg	10/07/96	dmj
	Hexachlorocyclopentadiene	ND		330	ug/Kg	10/07/96	dmj
	Hexachloroethane	ND		330	ug/Kg	10/07/96	dmj
	Indeno(1,2,3-cd)pyrene	ND		330	ug/Kg	10/07/96	dmj
	Isophorone	ND		330	ug/Kg	10/07/96	dmj
	2-Methylnaphthalene	ND		330	ug/Kg	10/07/96	dmj
	Naphthalene	ND		330	ug/Kg	10/07/96	dmj
	o-Nitroaniline	ND		1650	ug/Kg	10/07/96	dmj
	m-Nitroaniline	ND		1650	ug/Kg	10/07/96	dmj
	p-Nitroaniline	ND		1650	ug/Kg	10/07/96	dmj
	Nitrobenzene	ND		330	ug/Kg	10/07/96	dmj
	n-Nitrosodi-n-propylamine	ND		330	ug/Kg	10/07/96	dmj
	n-Nitrosodiphenylamine	ND		330	ug/Kg	10/07/96	dmj
	Phenanthrene	ND		330	ug/Kg	10/07/96	dmj
	Pyrene	ND		330	ug/Kg	10/07/96	dmj
	1,2,4-Trichlorobenzene	ND		330	ug/Kg	10/07/96	dmj
	Benzoic acid	ND		1650	ug/Kg	10/07/96	dmj
	4-Chloro-3-methylphenol	ND		330	ug/Kg	10/07/96	dmj
	2-Chlorophenol	ND		330	ug/Kg	10/07/96	dmj
	2,4-Dichlorophenol	ND		330	ug/Kg	10/07/96	dmj
	2,4-Dimethylphenol	ND		330	ug/Kg	10/07/96	dmj
	2,4-Dinitrophenol	ND		1650	ug/Kg	10/07/96	dmj
	2-Methyl-4,6-dinitrophenol	ND		1650	ug/Kg	10/07/96	dmj
	2-Methylphenol (o-cresol)	ND		330	ug/Kg	10/07/96	dmj

The analytical results, opinions or interpretations contained in this report are based upon information and material supplied by the client for whose exclusive and confidential use this report has been made. The analytical results, opinions or interpretations expressed represent the best judgment of Core Laboratories. Core Laboratories, however, makes no warranty or representation, express or implied, of any type, and expressly disclaims same as to the productivity, proper operations or profitableness of any oil, gas, coal or other minerals, property, well or sand in connection with which such report is used or relied upon for any reason whatsoever. This report shall not be reproduced, in whole or in part, without the written approval of Core Laboratories.

CORE LABORATORIES

LABORATORY TEST RESULTS

Job Number: 962638 Date: 10/14/96

CUSTOMER: Daniel B. Stephens & Associates PROJECT: 6033.3 ENRON ROSWELL ATTN: Bob Marley

Customer Sample ID: SG86-3 @ 25'
Date Sampled.....: 09/22/96
Time Sampled.....: 12:15
Sample Matrix.....: Soil

Laboratory Sample ID: 962638-8
Date Received.....: 09/24/96
Time Received.....: 09:00

TEST METHOD	PARAMETER/TEST DESCRIPTION	SAMPLE RESULT	FLAGS	REPORTING LIMIT	UNITS	DATE	TECH
	4-Methylphenol (p-cresol)	ND		330	ug/Kg	10/07/96	dmj
	2-Nitrophenol	ND		330	ug/Kg	10/07/96	dmj
	4-Nitrophenol	ND		1650	ug/Kg	10/07/96	dmj
	Pentachlorophenol	ND		1650	ug/Kg	10/07/96	dmj
	Phenol	ND	Y	330	ug/Kg	10/07/96	dmj
	2,4,5-Trichlorophenol	ND		330	ug/Kg	10/07/96	dmj
	2,4,6-Trichlorophenol	ND		330	ug/Kg	10/07/96	dmj
SW-846 8240	Volatile Organics						
	Acetone	1100		500	ug/Kg	09/26/96	bfr
	Benzene	ND		1.	ug/Kg	09/26/96	bfr
	Bromodichloromethane	ND		5.	ug/Kg	09/26/96	bfr
	Bromoform	ND		5.	ug/Kg	09/26/96	bfr
	Bromomethane	ND		10.	ug/Kg	09/26/96	bfr
	Methyl ethyl ketone (2-Butanone)	ND		100.	ug/Kg	09/26/96	bfr
	Carbon disulfide	ND		5.	ug/Kg	09/26/96	bfr
	Carbon tetrachloride	ND		5.	ug/Kg	09/26/96	bfr
	Chlorobenzene	ND		5.	ug/Kg	09/26/96	bfr
	Chloroethane	ND		10.	ug/Kg	09/26/96	bfr
	2-Chloroethylvinyl ether	ND		10.	ug/Kg	09/26/96	bfr
	Chloroform	ND		5.	ug/Kg	09/26/96	bfr
	Chloromethane	ND		10.	ug/Kg	09/26/96	bfr
	Dibromochloromethane	ND		5.	ug/Kg	09/26/96	bfr
	1,1-Dichloroethane	ND		5.	ug/Kg	09/26/96	bfr
	1,2-Dichloroethane	ND		5.	ug/Kg	09/26/96	bfr
	1,1-Dichloroethene	ND		5.	ug/Kg	09/26/96	bfr
	trans-1,2-Dichloroethene	ND		5.	ug/Kg	09/26/96	bfr
	1,2-Dichloropropane	ND		5.	ug/Kg	09/26/96	bfr
	cis-1,3-Dichloropropene	ND		5.	ug/Kg	09/26/96	bfr
	trans-1,3-Dichloropropene	ND		5.	ug/Kg	09/26/96	bfr
	Ethylbenzene	ND		5.	ug/Kg	09/26/96	bfr
	2-Hexanone	ND		50.	ug/Kg	09/26/96	bfr
	Methylene chloride	6		5.	ug/Kg	09/26/96	bfr
	4-Methyl-2-pentanone (MIBK)	ND		50.	ug/Kg	09/26/96	bfr
	Styrene	ND		5.	ug/Kg	09/26/96	bfr
	1,1,2,2-Tetrachloroethane	ND		5.	ug/Kg	09/26/96	bfr
	Tetrachloroethene	ND		5.	ug/Kg	09/26/96	bfr
	Toluene	ND		5.	ug/Kg	09/26/96	bfr
	1,1,1-Trichloroethane	ND		5.	ug/Kg	09/26/96	bfr
	1,1,2-Trichloroethane	ND		5.	ug/Kg	09/26/96	bfr
	Trichloroethene	ND		5.	ug/Kg	09/26/96	bfr
	Vinyl acetate	ND		50.	ug/Kg	09/26/96	bfr
	Vinyl chloride	ND		10.	ug/Kg	09/26/96	bfr
	Xylenes (total)	ND		5.	ug/Kg	09/26/96	bfr

The analytical results, opinions or interpretations contained in this report are based upon information and material supplied by the client for whose exclusive and confidential use this report has been made. The analytical results, opinions or interpretations expressed represent the best judgment of Core Laboratories. Core Laboratories, however, makes no warranty or representation, express or implied, of any type, and expressly disclaims same as to the productivity, proper operations or profitableness of any oil, gas, coal or other mineral property, well or land, in connection with which such report is used or relied upon for any reason whatsoever. This report shall not be reproduced, in whole or in part, without the written approval of Core Laboratories.

CORE LABORATORIES

LABORATORY TEST RESULTS

Job Number: 962638 Date: 10/14/96

CUSTOMER: Daniel B. Stephens & Associates PROJECT: 6033.3 ENRON ROSWELL ATTN: Bob Marley

Customer Sample ID: SG86-3 @ 31'
Date Sampled.....: 09/22/96
Time Sampled.....: 12:50
Sample Matrix.....: Soil

Laboratory Sample ID: 962638-9
Date Received.....: 09/24/96
Time Received.....: 09:00

TEST METHOD	PARAMETER/TEST DESCRIPTION	SAMPLE RESULT	FLAGS	REPORTING LIMIT	UNITS	DATE	TECH
SW-846 3050	Acid Digestion: Solids, Solid	Complete				09/26/96	lmt
SW-846 6010A	Arsenic (As), Solid	6		5	mg/Kg	10/08/96	smh
SW-846 6010A	Barium (Ba), Solid	680		1	mg/Kg	10/08/96	smh
SW-846 6010A	Cadmium (Cd), Solid	<0.5		0.5	mg/Kg	10/08/96	smh
SW-846 6010A	Chromium (Cr), Solid	5		1	mg/Kg	10/08/96	smh
SW-846 6010A	Lead (Pb), Solid	<5		5	mg/Kg	10/08/96	smh
SW-846 7471	Mercury (Hg), Solid	<0.10		0.10	mg/Kg	10/05/96	lmt
SW-846 6010A	Selenium (Se), Solid	<10		10	mg/Kg	10/08/96	smh
SW-846 6010A	Silver (Ag), Solid	<1		1	mg/Kg	10/08/96	smh
EPA 418.1	Total Recoverable Petroleum Hydrocarbons, Solid	28		10.	mg/Kg	10/03/96	jbd
SW-846 3550	Extraction (Ultrasonic) PCBs						
	Ultrasonic Extraction	Complete				09/27/96	smc
SW-846 8080	PCB Analysis						
	Aroclor 1016	ND		17	ug/Kg	10/03/96	smc
	Aroclor 1221	ND		17	ug/Kg	10/03/96	smc
	Aroclor 1232	ND		17	ug/Kg	10/03/96	smc
	Aroclor 1242	ND		17	ug/Kg	10/03/96	smc
	Aroclor 1248	ND		17	ug/Kg	10/03/96	smc
	Aroclor 1254	ND	YZ	17	ug/Kg	10/03/96	smc
	Aroclor 1260	ND		17	ug/Kg	10/03/96	smc
	Aroclor 1262	ND		17	ug/Kg	10/03/96	smc
	Aroclor 1268	ND		17	ug/Kg	10/03/96	smc
SW-846 3550	Extraction (Ultrasonic) SVOCs						
	Ultrasonic Extraction	Complete				09/27/96	jbd
SW-846 8270	Semivolatile Organics						
	Acenaphthene	ND		330	ug/Kg	10/07/96	dmj
	Acenaphthylene	ND		330	ug/Kg	10/07/96	dmj
	Anthracene	ND		330	ug/Kg	10/07/96	dmj
	Benzidine	ND		1650	ug/Kg	10/07/96	dmj
	Benzo(a)anthracene	ND		330	ug/Kg	10/07/96	dmj
	Benzo(b)fluoranthene	ND		330	ug/Kg	10/07/96	dmj
	Benzo(k)fluoranthene	ND		330	ug/Kg	10/07/96	dmj
	Benzo(ghi)perylene	ND		330	ug/Kg	10/07/96	dmj
	Benzo(a)pyrene	ND		330	ug/Kg	10/07/96	dmj
	Benzyl alcohol	ND		330	ug/Kg	10/07/96	dmj

The analytical results, opinions or interpretations contained in this report are based upon information and material supplied by the client for whose exclusive and confidential use this report has been made. The analytical results, opinions or interpretations expressed represent the best judgment of Core Laboratories. Core Laboratories, however, makes no warranty or representation, express or implied, of any type, and expressly disclaims same as to the productivity, proper operations or profitableness of any oil, gas, coal or other mineral property, well or sand in connection with which such report is used or relied upon for any reason whatsoever. This report shall not be reproduced, in whole or in part, without the written approval of Core Laboratories.

CORE LABORATORIES

LABORATORY TEST RESULTS

Job Number: 962638 Date: 10/14/96

CUSTOMER: Daniel B. Stephens & Associates PROJECT: 6033.3 ENRON ROSWELL ATTN: Bob Marley

Customer Sample ID: SG86-3 @ 31'
Date Sampled.....: 09/22/96
Time Sampled.....: 12:50
Sample Matrix.....: Soil

Laboratory Sample ID: 962638-9
Date Received.....: 09/24/96
Time Received.....: 09:00

TEST METHOD	PARAMETER/TEST DESCRIPTION	SAMPLE RESULT	FLAGS	REPORTING LIMIT	UNITS	DATE	TECH
	Butyl benzyl phthalate	ND		330	ug/Kg	10/07/96	dmj
	Bis(2-chloroethoxy)methane	ND		330	ug/Kg	10/07/96	dmj
	Bis(2-chloroethyl)ether	ND		330	ug/Kg	10/07/96	dmj
	Bis(2-chloroisopropyl)ether	ND		330	ug/Kg	10/07/96	dmj
	Bis(2-ethylhexyl)phthalate	ND		330	ug/Kg	10/07/96	dmj
	4-Bromophenyl phenyl ether	ND		330	ug/Kg	10/07/96	dmj
	4-Chloroaniline	ND		330	ug/Kg	10/07/96	dmj
	2-Chloronaphthalene	ND		330	ug/Kg	10/07/96	dmj
	4-Chlorophenyl phenyl ether	ND		330	ug/Kg	10/07/96	dmj
	Chrysene	ND		330	ug/Kg	10/07/96	dmj
	Dibenzo(a,h)anthracene	ND		330	ug/Kg	10/07/96	dmj
	Dibenzofuran	ND		330	ug/Kg	10/07/96	dmj
	1,2-Dichlorobenzene	ND		330	ug/Kg	10/07/96	dmj
	1,3-Dichlorobenzene	ND		330	ug/Kg	10/07/96	dmj
	1,4-Dichlorobenzene	ND		330	ug/Kg	10/07/96	dmj
	3,3-Dichlorobenzidine	ND		330	ug/Kg	10/07/96	dmj
	Diethyl phthalate	ND		330	ug/Kg	10/07/96	dmj
	Dimethyl phthalate	ND		330	ug/Kg	10/07/96	dmj
	Di-n-butyl phthalate	330		330	ug/Kg	10/07/96	dmj
	Di-n-octyl phthalate	ND		330	ug/Kg	10/07/96	dmj
	2,4-Dinitrotoluene	ND	Y	330	ug/Kg	10/07/96	dmj
	2,6-Dinitrotoluene	ND		330	ug/Kg	10/07/96	dmj
	Fluoranthene	ND		330	ug/Kg	10/07/96	dmj
	Fluorene	ND		330	ug/Kg	10/07/96	dmj
	Hexachlorobenzene	ND		330	ug/Kg	10/07/96	dmj
	Hexachlorobutadiene	ND		330	ug/Kg	10/07/96	dmj
	Hexachlorocyclopentadiene	ND		330	ug/Kg	10/07/96	dmj
	Hexachloroethane	ND		330	ug/Kg	10/07/96	dmj
	Indeno(1,2,3-cd)pyrene	ND		330	ug/Kg	10/07/96	dmj
	Isophorone	ND		330	ug/Kg	10/07/96	dmj
	2-Methylnaphthalene	ND		330	ug/Kg	10/07/96	dmj
	Naphthalene	ND		330	ug/Kg	10/07/96	dmj
	o-Nitroaniline	ND		1650	ug/Kg	10/07/96	dmj
	m-Nitroaniline	ND		1650	ug/Kg	10/07/96	dmj
	p-Nitroaniline	ND		1650	ug/Kg	10/07/96	dmj
	Nitrobenzene	ND		330	ug/Kg	10/07/96	dmj
	n-Nitrosodi-n-propylamine	ND		330	ug/Kg	10/07/96	dmj
	n-Nitrosodiphenylamine	ND		330	ug/Kg	10/07/96	dmj
	Phenanthrene	ND		330	ug/Kg	10/07/96	dmj
	Pyrene	ND		330	ug/Kg	10/07/96	dmj
	1,2,4-Trichlorobenzene	ND		330	ug/Kg	10/07/96	dmj
	Benzoic acid	ND		1650	ug/Kg	10/07/96	dmj
	4-Chloro-3-methylphenol	ND		330	ug/Kg	10/07/96	dmj
	2-Chlorophenol	ND		330	ug/Kg	10/07/96	dmj
	2,4-Dichlorophenol	ND		330	ug/Kg	10/07/96	dmj
	2,4-Dimethylphenol	ND		330	ug/Kg	10/07/96	dmj
	2,4-Dinitrophenol	ND		1650	ug/Kg	10/07/96	dmj
	2-Methyl-4,6-dinitrophenol	ND		1650	ug/Kg	10/07/96	dmj
	2-Methylphenol (o-cresol)	ND		330	ug/Kg	10/07/96	dmj

The analytical results, opinions or interpretations contained in this report are based upon information and material supplied by the client for whose exclusive and confidential use this report has been made. The analytical results, opinions or interpretations expressed represent the best judgment of Core Laboratories. Core Laboratories, however, makes no warranty or representation, express or implied, of any type, and expressly disclaims same as to the productivity, proper operations or profitableness of any oil, gas, coal or other mineral, property, well or sand in connection with which such report is used or relied upon for any reason whatsoever. This report shall not be reproduced, in whole or in part, without the written approval of Core Laboratories.

CORE LABORATORIES

LABORATORY TEST RESULTS

Job Number: 962638 Date: 10/14/96

CUSTOMER: Daniel B. Stephens & Associates PROJECT: 6033.3 ENRON ROSWELL ATTN: Bob Marley

Customer Sample ID: SG86-3 @ 31'
Date Sampled.....: 09/22/96
Time Sampled.....: 12:50
Sample Matrix.....: Soil

Laboratory Sample ID: 962638-9
Date Received.....: 09/24/96
Time Received.....: 09:00

TEST METHOD	PARAMETER/TEST DESCRIPTION	SAMPLE RESULT	FLAGS	REPORTING LIMIT	UNITS	DATE	TECH
	4-Methylphenol (p-cresol)	ND		330	ug/Kg	10/07/96	dmj
	2-Nitrophenol	ND		330	ug/Kg	10/07/96	dmj
	4-Nitrophenol	ND		1650	ug/Kg	10/07/96	dmj
	Pentachlorophenol	ND		1650	ug/Kg	10/07/96	dmj
	Phenol	ND	Y	330	ug/Kg	10/07/96	dmj
	2,4,5-Trichlorophenol	ND		330	ug/Kg	10/07/96	dmj
	2,4,6-Trichlorophenol	ND		330	ug/Kg	10/07/96	dmj
SW-846 8240	Volatile Organics						
	Acetone	1000		500	ug/Kg	09/26/96	bfr
	Benzene	ND		1.	ug/Kg	09/26/96	bfr
	Bromodichloromethane	ND		5.	ug/Kg	09/26/96	bfr
	Bromoform	ND		5.	ug/Kg	09/26/96	bfr
	Bromomethane	ND		10.	ug/Kg	09/26/96	bfr
	Methyl ethyl ketone (2-Butanone)	ND		100.	ug/Kg	09/26/96	bfr
	Carbon disulfide	ND		5.	ug/Kg	09/26/96	bfr
	Carbon tetrachloride	ND		5.	ug/Kg	09/26/96	bfr
	Chlorobenzene	ND		5.	ug/Kg	09/26/96	bfr
	Chloroethane	ND		10.	ug/Kg	09/26/96	bfr
	2-Chloroethylvinyl ether	ND		10.	ug/Kg	09/26/96	bfr
	Chloroform	ND		5.	ug/Kg	09/26/96	bfr
	Chloromethane	ND		10.	ug/Kg	09/26/96	bfr
	Dibromochloromethane	ND		5.	ug/Kg	09/26/96	bfr
	1,1-Dichloroethane	ND		5.	ug/Kg	09/26/96	bfr
	1,2-Dichloroethane	ND		5.	ug/Kg	09/26/96	bfr
	1,1-Dichloroethene	ND		5.	ug/Kg	09/26/96	bfr
	trans-1,2-Dichloroethene	ND		5.	ug/Kg	09/26/96	bfr
	1,2-Dichloropropane	ND		5.	ug/Kg	09/26/96	bfr
	cis-1,3-Dichloropropene	ND		5.	ug/Kg	09/26/96	bfr
	trans-1,3-Dichloropropene	ND		5.	ug/Kg	09/26/96	bfr
	Ethylbenzene	ND		5.	ug/Kg	09/26/96	bfr
	2-Hexanone	ND		50.	ug/Kg	09/26/96	bfr
	Methylene chloride	5		5.	ug/Kg	09/26/96	bfr
	4-Methyl-2-pentanone (MIBK)	ND		50.	ug/Kg	09/26/96	bfr
	Styrene	ND		5.	ug/Kg	09/26/96	bfr
	1,1,2,2-Tetrachloroethane	ND		5.	ug/Kg	09/26/96	bfr
	Tetrachloroethene	ND		5.	ug/Kg	09/26/96	bfr
	Toluene	ND		5.	ug/Kg	09/26/96	bfr
	1,1,1-Trichloroethane	ND		5.	ug/Kg	09/26/96	bfr
	1,1,2-Trichloroethane	ND		5.	ug/Kg	09/26/96	bfr
	Trichloroethene	ND		5.	ug/Kg	09/26/96	bfr
	Vinyl acetate	ND		50.	ug/Kg	09/26/96	bfr
	Vinyl chloride	ND		10.	ug/Kg	09/26/96	bfr
	Xylenes (total)	ND		5.	ug/Kg	09/26/96	bfr

The analytical results, opinions or interpretations contained in this report are based upon information and material supplied by the client for whose exclusive and confidential use this report has been made. The analytical results, opinions or interpretations expressed represent the best judgment of Core Laboratories. Core Laboratories, however, makes no warranty or representation, express or implied, of any type, and expressly disclaims same as to the productivity, proper operations or profitableness of any oil, gas, coal or other mineral property, well or sand in connection with which such report is used or relied upon for any reason whatsoever. This report shall not be reproduced, in whole or in part, without the written approval of Core Laboratories.

CORELAB

CORE LABORATORIES

QUALITY CONTROL RESULTS

Job Number: 962638 Date: 10/14/96

CUSTOMER: Daniel B. Stephens & Associates PROJECT: 6033.3 ENRON ROSWELL ATTN: Bob Marley

Test Method.....: SW-846 7471 Batch.....: 14079 Analyst...: lmt
Method Description.: Mercury (CVAA) Detection Limit...: 0.0002
Parameter.....: Mercury (Hg) Units.....: mg/L

QC	Lab ID	Reagent	QC Result	QC Result	True Value	Orig. Value	Calc. Result	Units	F	Date/Time
ICV		960624G	0.003830		0.004000		95.8	% REC		10/05/96 1510
ICB		10056	0.000112							10/05/96 1511
MB		1004	0.000112							10/05/96 1512
CCV		960930N	0.005279		0.005000		105.6	% REC		10/05/96 1524
CCB		10056	-0.000045							10/05/96 1526
CCV		960930N	0.005474		0.005000		109.5	% REC		10/05/96 1539
CCB		10056	-0.000162							10/05/96 1540
MS	962729-1	960930N	0.005240		0.005000	0.000033	104.1	% REC		10/05/96 1541
MD	962729-2		0.000033			0.000151	0.00011	ABS Diff.		10/05/96 1545
CCV		960930N	0.005122		0.005000		102.4	% REC		10/05/96 1553
CCB		10056	-0.000045							10/05/96 1554
MB		1004	0.000033							10/05/96 1600
MB		1004	0.000033							10/05/96 1601
LCS		960097	0.001521		0.00150		101.4	% REC		10/05/96 1603
MD	962638-1		0.000190			0.000151	0.00003	ABS Diff.		10/05/96 1605
CCV		960930N	0.005240		0.005000		104.8	% REC		10/05/96 1607
CCB		10056	0.000151							10/05/96 1609
MS	962638-2	960930N	0.005553		0.005000	0.000268	105.7	% REC		10/05/96 1610
CCV		960930N	0.005240		0.005000		104.8	% REC		10/05/96 1622
CCB		10056	0.000032							10/05/96 1623
CCV		960930N	0.005122		0.005000		102.4	% REC		10/05/96 1629
CCB		10056	0.000112							10/05/96 1630

Test Method.....: EPA 418.1 Batch.....: 14123 Analyst...: jbd
Method Description.: Total Recoverable Petroleum Hydrocarbons Detection Limit...: 1.
Parameter.....: Total Recoverable Petroleum Hydrocarbons Units.....: mg/L

QC	Lab ID	Reagent	QC Result	QC Result	True Value	Orig. Value	Calc. Result	Units	F	Date/Time
ICB		R092396M	0							10/03/96 0900
MB		R092396M	0							10/03/96 0900
CCB		R092396M	0							10/03/96 0900
ICV		940114	43		44		97.7	% REC		10/03/96 0900
CCV		X960923C	54		50		108.0	% REC		10/03/96 0900
MD	962638-3		35			36	2.8	RPD		10/03/96 0900

Test Method.....: SW-846 6010A Batch.....: 14180 Analyst...: smh
Method Description.: Metals Analysis (ICAP) Detection Limit...: 0.05
Parameter.....: Arsenic (As) Units.....: mg/L

QC	Lab ID	Reagent	QC Result	QC Result	True Value	Orig. Value	Calc. Result	Units	F	Date/Time
ICV		960429Z	1.92494		2.00		96.2	% REC		10/08/96 1732
ICB		960614M	-0.00107							10/08/96 1917
ISB		960929R	0.97228		1.000		97.2	% REC		10/08/96 1926
MB		0926	-0.00207							10/08/96 1950
LCS		960097	0.76209		0.754		101.1	% REC		10/08/96 1952
MS	962614-2	960917G	0.97538		1.000	0.04893	92.6	% REC		10/08/96 2002
CCV		960821N	2.35356		2.5		94.1	% REC		10/08/96 2019
CCB		960614M	-0.00231							10/08/96 2022
MB		1003	-0.00369							10/08/96 2055

The analytical results, opinions or interpretations contained in this report are based upon information and material supplied by the client for whose exclusive and confidential use this report has been made. The analytical results, opinions or interpretations expressed represent the best judgment of Core Laboratories. Core Laboratories, however, makes no warranty or representation, express or implied, of any type, and expressly disclaims same as to the productivity, proper operations or profitableness of any oil, gas, coal or other mineral, property, well or sand in connection with which such report is used or relied upon for any reason whatsoever. This report shall not be reproduced, in whole or in part, without the written approval of Core Laboratories.

CORE LABORATORIES

QUALITY CONTROL RESULTS

Job Number: 962638 Date: 10/14/96

CUSTOMER: Daniel B. Stephens & Associates PROJECT: 6033.3 ENRON ROSWELL ATTN: Bob Marley

Test Method.....: SW-846 6010A
Method Description.: Metals Analysis (ICAP)
Parameter.....: Arsenic (As)
Batch.....: 14180
Detection Limit...: 0.05
Units.....: mg/L
Analyst...: smh

QC	Lab ID	Reagent	QC Result	QC Result	True Value	Orig. Value	Calc. Result	Units	F	Date/Time
LCS		960097	0.79928		0.754		106.0	% REC		10/08/96 2059
MD	962675-3		0.10633			0.12795	0.02162	ABS Diff.		10/08/96 2107
MS	962675-4	960917G	1.11256		1.000	0.05974	105.3	% REC		10/08/96 2112
CCV		960821N	2.43689		2.5		97.5	% REC		10/08/96 2133
CCB		960614M	0.00263							10/08/96 2146
CCV		960821N	2.49212		2.5		99.7	% REC		10/09/96 0029
CCB		960614M	0.00117							10/09/96 0036
CCV		960821N	2.45944		2.5		98.4	% REC		10/09/96 0119
CCB		960614M	0.00157							10/09/96 0124
ISB		960929R	1.01929		1.000		101.9	% REC		10/09/96 0130
CCV		960821N	2.48674		2.5		99.5	% REC		10/09/96 0135
CCB		960614M	0.00359							10/09/96 0140

Test Method.....: SW-846 6010A
Method Description.: Metals Analysis (ICAP)
Parameter.....: Barium (Ba)
Batch.....: 14180
Detection Limit...: 0.01
Units.....: mg/L
Analyst...: smh

QC	Lab ID	Reagent	QC Result	QC Result	True Value	Orig. Value	Calc. Result	Units	F	Date/Time
ICV		960725M	0.92565		1.00		92.6	% REC		10/08/96 1735
ICB		960614M	0.00000							10/08/96 1917
ISB		960929R	0.53698		0.5000		107.4	% REC		10/08/96 1926
MB		0926	-0.00001							10/08/96 1950
LCS		960097	1.05021		1.06		99.1	% REC		10/08/96 1952
MS	962614-2	960917G	3.66925		1.000	1.35669	231.3	% REC		10/08/96 2002
PDS	962614-2	960917G	2.34411		1.000	1.35669	98.7	% REC		10/08/96 2008
CCV		960821N	4.83883		5.0		96.8	% REC		10/08/96 2019
CCB		960614M	0.00022							10/08/96 2022
MB		1003	-0.00066							10/08/96 2055
LCS		960097	1.09725		1.06		103.5	% REC		10/08/96 2059
MD	962675-3		1.14332			1.12506	1.6	RPD		10/08/96 2107
MS	962675-4	960917G	4.30288		1.000	5.50379	-120.1	% REC		10/08/96 2112
PDS	962675-4	960917G	6.50141		1.000	5.50379	99.8	% REC		10/08/96 2117
CCV		960821N	4.75046		5.0		95.0	% REC		10/08/96 2133
CCB		960614M	-0.00044							10/08/96 2146
CCV		960821N	4.74699		5.0		94.9	% REC		10/09/96 0029
CCB		960614M	-0.00011							10/09/96 0036
CCV		960821N	4.70335		5.0		94.1	% REC		10/09/96 0119
CCB		960614M	0.00022							10/09/96 0124
ISB		960929R	0.53033		0.5000		106.1	% REC		10/09/96 0130
CCV		960821N	4.73513		5.0		94.7	% REC		10/09/96 0135
CCB		960614M	0.00010							10/09/96 0140

Test Method.....: SW-846 6010A
Method Description.: Metals Analysis (ICAP)
Parameter.....: Cadmium (Cd)
Batch.....: 14180
Detection Limit...: 0.005
Units.....: mg/L
Analyst...: smh

QC	Lab ID	Reagent	QC Result	QC Result	True Value	Orig. Value	Calc. Result	Units	F	Date/Time
ICV		960429Z	1.91044		2.00		95.5	% REC		10/08/96 1732
ICB		960614M	-0.00026							10/08/96 1917

The analytical results, opinions or interpretations contained in this report are based upon information and material supplied by the client for whose exclusive and confidential use this report has been made. The analytical results, opinions or interpretations expressed represent the best judgment of Core Laboratories. Core Laboratories, however, makes no warranty or representation, express or implied, of any type, and expressly disclaims same as to the productivity, proper operations or profitableness of any oil, gas, ore or other mineral, property, well or sand in connection with which such report is used or relied upon for any reason whatsoever. This report shall not be reproduced, in whole or in part, without the written approval of Core Laboratories.

CORE LABORATORIES

QUALITY CONTROL RESULTS

Job Number: 962638 Date: 10/14/96

CUSTOMER: Daniel B. Stephens & Associates PROJECT: 6033.3 ENRON ROSWELL ATTN: Bob Marley

Test Method.....: SW-846 6010A
Method Description.: Metals Analysis (ICAP)
Parameter.....: Cadmium (Cd)
Batch.....: 14180
Detection Limit...: 0.005
Units.....: mg/L
Analyst...: smh

QC	Lab ID	Reagent	QC Result	QC Result	True Value	Orig. Value	Calc. Result	Units	F	Date/Time
ISB		960929R	0.94297		1.000		94.3	% REC		10/08/96 1926
MB		0926	0.00032							10/08/96 1950
LCS		960097	0.42611		0.454		93.9	% REC		10/08/96 1952
MS	962614-2	960917G	0.91540		1.000	-0.00142	91.7	% REC		10/08/96 2002
CCV		960821N	0.93622		1.0		93.6	% REC		10/08/96 2019
CCB		960614M	-0.00016							10/08/96 2022
MB		1003	0.00001							10/08/96 2055
LCS		960097	0.44172		0.454		97.3	% REC		10/08/96 2059
MD	962675-3		0.00014			0.00000	0.00014	ABS Diff.		10/08/96 2107
MS	962675-4	960917G	0.97452		1.000	0.00140	97.3	% REC		10/08/96 2112
CCV		960821N	0.97354		1.0		97.4	% REC		10/08/96 2133
CCB		960614M	0.00035							10/08/96 2146
CCV		960821N	1.02452		1.0		102.5	% REC		10/09/96 0029
CCB		960614M	0.00010							10/09/96 0036
CCV		960821N	1.01216		1.0		101.2	% REC		10/09/96 0119
CCB		960614M	0.00001							10/09/96 0124
ISB		960929R	1.02596		1.000		102.6	% REC		10/09/96 0130
CCV		960821N	1.01628		1.0		101.6	% REC		10/09/96 0135
CCB		960614M	0.00051							10/09/96 0140

Test Method.....: SW-846 6010A
Method Description.: Metals Analysis (ICAP)
Parameter.....: Chromium (Cr)
Batch.....: 14180
Detection Limit...: 0.01
Units.....: mg/L
Analyst...: smh

QC	Lab ID	Reagent	QC Result	QC Result	True Value	Orig. Value	Calc. Result	Units	F	Date/Time
ICV		960429Z	1.89787		2.00		94.9	% REC		10/08/96 1732
ICB		960614M	0.00139							10/08/96 1917
ISB		960929R	0.49576		0.5000		99.2	% REC		10/08/96 1926
MB		0926	-0.00104							10/08/96 1950
LCS		960097	0.70308		0.71		99.0	% REC		10/08/96 1952
MS	962614-2	960917G	1.08239		1.000	0.14344	93.9	% REC		10/08/96 2002
CCV		960821N	2.34774		2.5		93.9	% REC		10/08/96 2019
CCB		960614M	0.00017							10/08/96 2022
MB		1003	0.00070							10/08/96 2055
LCS		960097	0.73003		0.71		102.8	% REC		10/08/96 2059
MD	962675-3		0.07068			0.08358	16.7	RPD		10/08/96 2107
MS	962675-4	960917G	1.12462		1.000	0.08291	104.2	% REC		10/08/96 2112
CCV		960821N	2.29080		2.5		91.6	% REC		10/08/96 2133
CCB		960614M	0.00069							10/08/96 2146
CCV		960821N	2.37203		2.5		94.9	% REC		10/09/96 0029
CCB		960614M	-0.00034							10/09/96 0036
CCV		960821N	2.34915		2.5		94.0	% REC		10/09/96 0119
CCB		960614M	-0.00157							10/09/96 0124
ISB		960929R	0.49796		0.5000		99.6	% REC		10/09/96 0130
CCV		960821N	2.35543		2.5		94.2	% REC		10/09/96 0135
CCB		960614M	0.00087							10/09/96 0140

The analytical results, opinions or interpretations contained in this report are based upon information and material supplied by the client for whose exclusive and confidential use this report has been made. The analytical results, opinions or interpretations expressed represent the best judgment of Core Laboratories. Core Laboratories, however, makes no warranty or representation, express or implied, of any type, and expressly disclaims same as to the productivity, proper operations or profitableness of any oil, gas, coal or other mineral, property, well or sand in connection with which such report is used or relied upon for any reason whatsoever. This report shall not be reproduced, in whole or in part, without the written approval of Core Laboratories.

CORE LABORATORIES

QUALITY CONTROL RESULTS

Job Number: 962638 Date: 10/14/96

CUSTOMER: Daniel B. Stephens & Associates PROJECT: 6033.3 ENRON ROSWELL ATTN: Bob Marley

Test Method.....: SW-846 6010A
Method Description.: Metals Analysis (ICAP)
Parameter.....: Lead (Pb)
Batch.....: 14180
Detection Limit...: 0.05
Units.....: mg/L
Analyst...: smh

QC	Lab ID	Reagent	QC Result	QC Result	True Value	Orig. Value	Calc. Result	Units	F	Date/Time
ICV		960429Z	1.90409		2.00		95.2	% REC		10/08/96 1732
ICB		960614M	0.00289							10/08/96 1917
ISB		960929R	0.94126		1.000		94.1	% REC		10/08/96 1926
MB		0926	0.00141							10/08/96 1950
LCS		960097	0.50113		0.535		93.7	% REC		10/08/96 1952
MS	962614-2	960917G	0.98372		1.000	0.08488	89.9	% REC		10/08/96 2002
CCV		960821N	0.93509		1.0		93.5	% REC		10/08/96 2019
CCB		960614M	0.00193							10/08/96 2022
MB		1003	-0.00136							10/08/96 2055
LCS		960097	0.53642		0.535		100.3	% REC		10/08/96 2059
MD	962675-3		0.06753			0.09593	0.02840	ABS Diff.		10/08/96 2107
MS	962675-4	960917G	1.03442		1.000	0.03079	100.4	% REC		10/08/96 2112
CCV		960821N	0.97615		1.0		97.6	% REC		10/08/96 2133
CCB		960614M	-0.00027							10/08/96 2146
CCV		960821N	1.03760		1.0		103.8	% REC		10/09/96 0029
CCB		960614M	-0.00084							10/09/96 0036
CCV		960821N	1.03020		1.0		103.0	% REC		10/09/96 0119
CCB		960614M	0.00101							10/09/96 0124
ISB		960929R	1.02990		1.000		103.0	% REC		10/09/96 0130
CCV		960821N	1.02242		1.0		102.2	% REC		10/09/96 0135
CCB		960614M	-0.00287							10/09/96 0140

Test Method.....: SW-846 6010A
Method Description.: Metals Analysis (ICAP)
Parameter.....: Selenium (Se)
Batch.....: 14180
Detection Limit...: 0.1
Units.....: mg/L
Analyst...: smh

QC	Lab ID	Reagent	QC Result	QC Result	True Value	Orig. Value	Calc. Result	Units	F	Date/Time
ICV		960429Z	1.85002		2.00		92.5	% REC		10/08/96 1732
ICB		960614M	-0.00603							10/08/96 1917
ISB		960929R	0.99311		1.000		99.3	% REC		10/08/96 1926
MB		0926	0.00493							10/08/96 1950
LCS		960097	0.65676		0.723		90.8	% REC		10/08/96 1952
MS	962614-2	960917G	0.82275		1.000	0.00415	81.9	% REC		10/08/96 2002
CCV		960821N	2.26509		2.5		90.6	% REC		10/08/96 2019
CCB		960614M	0.00173							10/08/96 2022
MB		1003	-0.00354							10/08/96 2055
LCS		960097	0.68805		0.723		95.2	% REC		10/08/96 2059
MD	962675-3		0.01589			0.00472	0.01117	ABS Diff.		10/08/96 2107
MS	962675-4	960917G	1.02245		1.000	0.05156	97.1	% REC		10/08/96 2112
CCV		960821N	2.37271		2.5		94.9	% REC		10/08/96 2133
CCB		960614M	-0.00040							10/08/96 2146
CCV		960821N	2.45095		2.5		98.0	% REC		10/09/96 0029
CCB		960614M	-0.00846							10/09/96 0036
CCV		960821N	2.41166		2.5		96.5	% REC		10/09/96 0119
CCB		960614M	-0.00437							10/09/96 0124
ISB		960929R	1.07648		1.000		107.6	% REC		10/09/96 0130
CCV		960821N	2.42454		2.5		97.0	% REC		10/09/96 0135
CCB		960614M	0.00641							10/09/96 0140

The analytical results, opinions or interpretations contained in this report are based upon information and material supplied by the client for whose exclusive and confidential use this report has been made. The analytical results, opinions or interpretations expressed represent the best judgment of Core Laboratories. Core Laboratories, however, makes no warranty or representation, express or implied, of any type, and expressly disclaims same as to the productivity, proper operations or profitableness of any oil, gas, coal or other mineral, property, well or sand in connection with which such report is used or relied upon for any reason whatsoever. This report shall not be reproduced, in whole or in part, without the written approval of Core Laboratories.

CORE LABORATORIES

QUALITY CONTROL RESULTS

Job Number: 962638 Date: 10/14/96

CUSTOMER: Daniel B. Stephens & Associates PROJECT: 6033.3 ENRON ROSWELL ATTN: Bob Marley

Test Method.....: SW-846 6010A
Method Description.: Metals Analysis (ICAP)
Parameter.....: Silver (Ag)
Batch.....: 14180
Detection Limit...: 0.01
Units.....: mg/L
Analyst...: smh

QC	Lab ID	Reagent	QC Result	QC Result	True Value	Orig. Value	Calc. Result	Units	F	Date/Time
ICV		960725M	00.90735		1.00		90.7	% REC		10/08/96 1735
ICB		960614M	0.00290							10/08/96 1917
ISB		960929R	1.09994		1.000		110.0	% REC		10/08/96 1926
MB		0926	-0.00383							10/08/96 1950
LCS		960097	1.24931		1.16		107.7	% REC		10/08/96 1952
MS	962614-2	960917G	1.07683		1.000	-0.00191	107.9	% REC		10/08/96 2002
CCV		960816Z	2.58783		2.500		103.5	% REC		10/08/96 2014
CCB		960614M	-0.00038							10/08/96 2022
MB		1003	-0.00067							10/08/96 2055
LCS		960097	1.29878		1.16		112.0	% REC		10/08/96 2059
MD	962675-3		-0.00154			-0.00417	0.00263	ABS Diff.		10/08/96 2107
MS	962675-4	960917G	1.25280		1.000	-0.00117	125.4	% REC		10/08/96 2112
PDS	962675-4	960917G	1.11796		1.000	-0.00117	111.9	% REC		10/08/96 2117
CCV		960816Z	2.57220		2.500		102.9	% REC		10/08/96 2127
CCB		960614M	-0.00005							10/08/96 2146
CCV		960816Z	2.53493		2.500		101.4	% REC		10/09/96 0026
CCB		960614M	-0.00031							10/09/96 0036
CCV		960816Z	2.50387		2.500		100.2	% REC		10/09/96 0116
CCB		960614M	-0.00121							10/09/96 0124
ISB		960929R	0.82793		1.000		82.8	% REC		10/09/96 0130
CCV		960816Z	2.53143		2.500		101.3	% REC		10/09/96 0132
CCB		960614M	-0.00175							10/09/96 0140

Test Method.....: SW-846 6010A
Method Description.: Metals Analysis (ICAP)
Parameter.....: Arsenic (As)
Batch.....: 14191
Detection Limit...: 0.01
Units.....: mg/L
Analyst...: gag

QC	Lab ID	Reagent	QC Result	QC Result	True Value	Orig. Value	Calc. Result	Units	F	Date/Time
ICV		960429Z	2.08329		2.00		104.2	% REC		09/27/96 1131
ICB		960614M	-0.00015							09/27/96 1313
ISB		960630H	1.02717		1.000		102.7	% REC		09/27/96 1322
CRI		960702Z	0.00118		0.002500		47.2	% REC		09/27/96 1330
CCV		960821N	2.50965		2.5		100.4	% REC		09/27/96 1400
CCB		960614M	-0.00372							09/27/96 1415
ISB		960630H	1.05158		1.000		105.2	% REC		09/27/96 1431
CCV		960821N	2.50944		2.5		100.4	% REC		09/27/96 1437
CCB		960614M	0.00231							09/27/96 1443
CCV		960821N	2.54171		2.5		101.7	% REC		09/27/96 1529
CCB		960614M	-0.00186							09/27/96 1535
MB		0926	0.00336							09/27/96 1604
LCS		960097	0.81103		0.754		107.6	% REC		09/27/96 1609
CCV		960821N	2.54945		2.5		102.0	% REC		09/27/96 1617
CCB		960614M	-0.00306							09/27/96 1625
MD	962614-1		0.05517			0.05593	1.4	RPD		09/27/96 1629
MS	962614-2	960917G	1.04317		1.000	0.05717	98.6	% REC		09/27/96 1634
CCV		960821N	2.56320		2.5		102.5	% REC		09/27/96 1656
CCB		960614M	0.00426							09/27/96 1703
ISB		960630H	1.03396		1.000		103.4	% REC		09/27/96 1714
CCV		960821N	2.54761		2.5		101.9	% REC		09/27/96 1719
CCB		960614M	0.00082							09/27/96 1723

The analytical results, opinions or interpretations contained in this report are based upon information and material supplied by the client for whose exclusive and confidential use this report has been made. The analytical results, opinions or interpretations expressed represent the best judgment of Core Laboratories. Core Laboratories, however, makes no warranty or representation, express or implied, of any type, and expressly disclaims same as to the productivity, proper operations or profitableness of any oil, gas, coal or other mineral, property, well or sand in connection with which such report is used or relied upon for any reason whatsoever. This report shall not be reproduced, in whole or in part, without the written approval of Core Laboratories.

CORE LABORATORIES

QUALITY CONTROL RESULTS

Job Number: 962638 Date: 10/14/96

CUSTOMER: Daniel B. Stephens & Associates PROJECT: 6033.3 ENRON ROSWELL ATTN: Bob Marley

Test Method.....: SW-846 6010A
Method Description.: Metals Analysis (ICAP)
Parameter.....: Barium (Ba)
Batch.....: 14191
Detection Limit...: 0.001
Units.....: mg/L
Analyst...: gag

QC	Lab ID	Reagent	QC Result	QC Result	True Value	Orig. Value	Calc. Result	Units	F	Date/Time
ICV		960725M	1.04853		1.00		104.9	% REC		09/27/96 1139
ICB		960614M	0.00023							09/27/96 1313
ISB		960630H	0.58069		0.5000		116.1	% REC		09/27/96 1322
CRI		960702Z	0.00610		0.005000		122.0	% REC		09/27/96 1330
CCV		960821N	5.17452		5.0		103.5	% REC		09/27/96 1400
CCB		960614M	0.00034							09/27/96 1415
ISB		960630H	0.59111		0.5000		118.2	% REC		09/27/96 1431
CCV		960821N	5.15800		5.0		103.2	% REC		09/27/96 1437
CCB		960614M	0.00092							09/27/96 1443
CCV		960821N	5.18664		5.0		103.7	% REC		09/27/96 1529
CCB		960614M	0.00045							09/27/96 1535
MB		0926	0.00078							09/27/96 1604
LCS		960097	1.12764		1.06		106.4	% REC		09/27/96 1609
CCV		960821N	5.22753		5.0		104.6	% REC		09/27/96 1617
CCB		960614M	0.00046							09/27/96 1625
MD	962614-1		2.50602			7.03724	95.0	RPD	*	09/27/96 1629
MS	962614-2	960917G	3.97466		1.000	1.47161	250.3	% REC		09/27/96 1634
PDS	962614-2	960917G	2.49558		1.000	1.47161	102.4	% REC		09/27/96 1638
CCV		960821N	5.20801		5.0		104.2	% REC		09/27/96 1656
CCB		960614M	-0.00057							09/27/96 1703
ISB		960630H	0.57541		0.5000		115.1	% REC		09/27/96 1714
CCV		960821N	5.20570		5.0		104.1	% REC		09/27/96 1719
CCB		960614M	0.00057							09/27/96 1723

Test Method.....: SW-846 6010A
Method Description.: Metals Analysis (ICAP)
Parameter.....: Cadmium (Cd)
Batch.....: 14191
Detection Limit...: 0.0005
Units.....: mg/L
Analyst...: gag

QC	Lab ID	Reagent	QC Result	QC Result	True Value	Orig. Value	Calc. Result	Units	F	Date/Time
ICV		960429Z	2.01820		2.00		100.9	% REC		09/27/96 1131
ICB		960614M	0.00023							09/27/96 1313
ISB		960630H	1.01038		1.000		101.0	% REC		09/27/96 1322
CRI		960702Z	0.00011		0.000500		22.0	% REC		09/27/96 1330
CCV		960821N	0.97299		1.0		97.3	% REC		09/27/96 1400
CCB		960614M	-0.00036							09/27/96 1415
ISB		960630H	1.03789		1.000		103.8	% REC		09/27/96 1431
CCV		960821N	0.97846		1.0		97.8	% REC		09/27/96 1437
CCB		960614M	-0.00023							09/27/96 1443
CCV		960821N	0.98463		1.0		98.5	% REC		09/27/96 1529
CCB		960614M	-0.00007							09/27/96 1535
MB		0926	0.00020							09/27/96 1604
LCS		960097	0.45651		0.454		100.6	% REC		09/27/96 1609
CCV		960821N	0.99919		1.0		99.9	% REC		09/27/96 1617
CCB		960614M	0.00030							09/27/96 1625
MD	962614-1		0.00481			0.00408	16.4	RPD		09/27/96 1629
MS	962614-2	960917G	0.99998		1.000	0.00517	99.5	% REC		09/27/96 1634
CCV		960821N	0.99723		1.0		99.7	% REC		09/27/96 1656
CCB		960614M	-0.00011							09/27/96 1703
ISB		960630H	1.01188		1.000		101.2	% REC		09/27/96 1714
CCV		960821N	1.00241		1.0		100.2	% REC		09/27/96 1719
CCB		960614M	0.00008							09/27/96 1723

The analytical results, opinions or interpretations contained in this report are based upon information and material supplied by the client for whose exclusive and confidential use this report has been made. The analytical results, opinions or interpretations expressed represent the best judgment of Core Laboratories. Core Laboratories, however, makes no warranty or representation, express or implied, of any type, and expressly disclaims same as to the productivity, proper operations or profitableness of any oil, gas, coal or other mineral property, well or sand in connection with which such report is used or relied upon for any reason whatsoever. This report shall not be reproduced, in whole or in part, without the written approval of Core Laboratories.

CORE LABORATORIES

QUALITY CONTROL RESULTS

Job Number: 962638 Date: 10/14/96

CUSTOMER: Daniel B. Stephens & Associates PROJECT: 6033.3 ENRON ROSWELL ATTN: Bob Marley

Test Method.....: SW-846 6010A
Method Description.: Metals Analysis (ICAP)
Parameter.....: Chromium (Cr)
Batch.....: 14191
Detection Limit...: 0.005
Units.....: mg/L
Analyst...: gag

QC	Lab ID	Reagent	QC Result	QC Result	True Value	Orig. Value	Calc. Result	Units	F	Date/Time
ICV		960429Z	1.96086		2.00		98.0	% REC		09/27/96 1131
ICB		960614M	0.00110							09/27/96 1313
ISB		960630H	0.51929		0.5000		103.9	% REC		09/27/96 1322
CRI		960702Z	0.00387		0.002500		154.8	% REC		09/27/96 1330
CCV		960821N	2.50689		2.5		100.3	% REC		09/27/96 1400
CCB		960614M	0.00117							09/27/96 1415
ISB		960630H	0.56652		0.5000		113.3	% REC		09/27/96 1431
CCV		960821N	2.52304		2.5		100.9	% REC		09/27/96 1437
CCB		960614M	0.00000							09/27/96 1443
CCV		960821N	2.53977		2.5		101.6	% REC		09/27/96 1529
CCB		960614M	-0.00000							09/27/96 1535
MB		0926	0.00029							09/27/96 1604
LCS		960097	0.77576		0.71		109.3	% REC		09/27/96 1609
CCV		960821N	2.57016		2.5		102.8	% REC		09/27/96 1617
CCB		960614M	0.00058							09/27/96 1625
MD	962614-1		0.13637			0.11411	17.8	RPD		09/27/96 1629
MS	962614-2	960917G	1.20698		1.000	0.16188	104.5	% REC		09/27/96 1634
CCV		960821N	2.57633		2.5		103.1	% REC		09/27/96 1656
CCB		960614M	-0.00058							09/27/96 1703
ISB		960630H	0.55439		0.5000		110.9	% REC		09/27/96 1714
CCV		960821N	2.57368		2.5		102.9	% REC		09/27/96 1719
CCB		960614M	-0.00117							09/27/96 1723

Test Method.....: SW-846 6010A
Method Description.: Metals Analysis (ICAP)
Parameter.....: Lead (Pb)
Batch.....: 14191
Detection Limit...: 0.003
Units.....: mg/L
Analyst...: gag

QC	Lab ID	Reagent	QC Result	QC Result	True Value	Orig. Value	Calc. Result	Units	F	Date/Time
ICV		960429Z	2.03052		2.00		101.5	% REC		09/27/96 1131
ICB		960614M	0.00039							09/27/96 1313
ISB		960630H	1.08076		1.000		108.1	% REC		09/27/96 1322
CRI		960702Z	0.00045		0.002500		18.0	% REC		09/27/96 1330
CCV		960821N	0.98309		1.0		98.3	% REC		09/27/96 1400
CCB		960614M	0.00247							09/27/96 1415
ISB		960630H	1.12534		1.000		112.5	% REC		09/27/96 1431
CCV		960821N	0.99798		1.0		99.8	% REC		09/27/96 1437
CCB		960614M	0.00118							09/27/96 1443
CCV		960821N	1.00240		1.0		100.2	% REC		09/27/96 1529
CCB		960614M	0.00225							09/27/96 1535
MB		0926	-0.00034							09/27/96 1604
LCS		960097	0.55661		0.535		104.0	% REC		09/27/96 1609
CCV		960821N	1.01656		1.0		101.7	% REC		09/27/96 1617
CCB		960614M	-0.00003							09/27/96 1625
MD	962614-1		0.07406			0.05568	28.3	RPD	*	09/27/96 1629
MS	962614-2	960917G	1.15689		1.000	0.09851	105.8	% REC		09/27/96 1634
CCV		960821N	1.01773		1.0		101.8	% REC		09/27/96 1656
CCB		960614M	-0.00189							09/27/96 1703
ISB		960630H	1.10445		1.000		110.4	% REC		09/27/96 1714
CCV		960821N	1.01542		1.0		101.5	% REC		09/27/96 1719
CCB		960614M	0.00029							09/27/96 1723

The analytical results, opinions or interpretations contained in this report are based upon information and material supplied by the client for whose exclusive and confidential use this report has been made. The analytical results, opinions or interpretations expressed represent the best judgment of Core Laboratories. Core Laboratories, however, makes no warranty or representation, express or implied, of any type, and expressly disclaims same as to the productivity, proper operations or profitableness of any oil, gas, coal or other mineral, property, well or sand, in connection with which such report is used or relied upon for any reason whatsoever. This report shall not be reproduced, in whole or in part, without the written approval of Core Laboratories.

CORE LABORATORIES

QUALITY CONTROL RESULTS

Job Number: 962638 Date: 10/14/96

CUSTOMER: Daniel B. Stephens & Associates PROJECT: 6033.3 ENRON ROSWELL ATTN: Bob Marley

Test Method.....: SW-846 6010A Batch.....: 14191 Analyst...: gag
Method Description.: Metals Analysis (ICAP) Detection Limit...: 0.01
Parameter.....: Selenium (Se) Units.....: mg/L

QC	Lab ID	Reagent	QC Result	QC Result	True Value	Orig. Value	Calc. Result	Units	F	Date/Time
ICV		960429Z	2.08901		2.00		104.5	% REC		09/27/96 1131
ICB		960614M	0.00623							09/27/96 1313
ISB		960630H	1.12223		1.000		112.2	% REC		09/27/96 1322
CRI		960702Z	0.01146		0.002500		458.4	% REC		09/27/96 1330
CCV		960821N	2.53613		2.5		101.4	% REC		09/27/96 1400
CCB		960614M	0.00254							09/27/96 1415
ISB		960630H	1.15020		1.000		115.0	% REC		09/27/96 1431
CCV		960821N	2.51679		2.5		100.7	% REC		09/27/96 1437
CCB		960614M	-0.00669							09/27/96 1443
CCV		960821N	2.53340		2.5		101.3	% REC		09/27/96 1529
CCB		960614M	0.00881							09/27/96 1535
MB		0926	0.00006							09/27/96 1604
LCS		960097	0.72418		0.723		100.2	% REC		09/27/96 1609
CCV		960821N	2.55962		2.5		102.4	% REC		09/27/96 1617
CCB		960614M	0.00451							09/27/96 1625
MD	962614-1		0.01875			0.03086	0.01211	ABS Diff.	*	09/27/96 1629
MS	962614-2	960917G	0.93593		1.000	0.00857	92.7	% REC		09/27/96 1634
CCV		960821N	2.54906		2.5		102.0	% REC		09/27/96 1656
CCB		960614M	-0.00619							09/27/96 1703
ISB		960630H	1.11531		1.000		111.5	% REC		09/27/96 1714
CCV		960821N	2.55668		2.5		102.3	% REC		09/27/96 1719
CCB		960614M	-0.00477							09/27/96 1723

Test Method.....: SW-846 6010A Batch.....: 14191 Analyst...: gag
Method Description.: Metals Analysis (ICAP) Detection Limit...: 0.005
Parameter.....: Silver (Ag) Units.....: mg/L

QC	Lab ID	Reagent	QC Result	QC Result	True Value	Orig. Value	Calc. Result	Units	F	Date/Time
ICV		960725M	1.03663		1.00		103.7	% REC		09/27/96 1139
ICB		960614M	0.00449							09/27/96 1313
ISB		960630H	1.18739		1.000		118.7	% REC		09/27/96 1322
CRI		960702Z	0.00372		0.005000		74.4	% REC		09/27/96 1330
CCV		960816Z	2.57934		2.500		103.2	% REC		09/27/96 1353
CCB		960614M	0.00052							09/27/96 1415
ISB		960630H	1.06526		1.000		106.5	% REC		09/27/96 1431
CCV		960816Z	2.56378		2.500		102.6	% REC		09/27/96 1434
CCB		960614M	-0.00177							09/27/96 1443
CCV		960816Z	2.60317		2.500		104.1	% REC		09/27/96 1527
CCB		960614M	0.00037							09/27/96 1535
MB		0926	-0.00068							09/27/96 1604
LCS		960097	1.21290		1.16		104.6	% REC		09/27/96 1609
CCV		960816Z	2.60890		2.500		104.4	% REC		09/27/96 1615
CCB		960614M	0.00076							09/27/96 1625
MD	962614-1		-0.00145			-0.00030	0.00115	ABS Diff.		09/27/96 1629
MS	962614-2	960917G	1.07644		1.000	-0.00021	107.7	% REC		09/27/96 1634
CCV		960816Z	2.60601		2.500		104.2	% REC		09/27/96 1654
CCB		960614M	0.00033							09/27/96 1703
ISB		960630H	1.06261		1.000		106.3	% REC		09/27/96 1714
CCV		960816Z	2.61572		2.500		104.6	% REC		09/27/96 1716
CCB		960614M	-0.00068							09/27/96 1723

The analytical results, opinions or interpretations contained in this report are based upon information and material supplied by the client for whose exclusive and confidential use this report has been made. The analytical results, opinions or interpretations expressed represent the best judgment of Core Laboratories. Core Laboratories, however, makes no warranty or representation, express or implied, of any type, and expressly disclaims same as to the productivity, proper operations or profitableness of any oil, gas, coal or other mineral, property, well or sand in connection with which such report is used or relied upon for any reason whatsoever. This report shall not be reproduced, in whole or in part, without the written approval of Core Laboratories.

CORE LABORATORIES

QUALITY CONTROL RESULTS

Job Number: 962638 Date: 10/14/96

CUSTOMER: Daniel B. Stephens & Associates PROJECT: 6033.3 ENRON ROSWELL ATTN: Bob Marley

QC Type	Description	Reag. Code	Lab ID	Dilution Factor	Date	Time

Test Method.....: SW-846 8240 Batch.....: 13792 Analyst ...: bfr
Method Description.: Volatile Organics Units.....: ug/L

MB	Method Blank	BIP03			09/26/96	0208

Parameter/Test Description	QC Result	QC Result	Rep. Limit	True Value	Orig. Value	Calc. Result	Units	F
Acetone	ND		100.					
Benzene	ND		1.					
Bromodichloromethane	ND		5.					
Bromoform	ND		5.					
Bromomethane	ND		10.					
Methyl ethyl ketone (2-Butanone)	ND		100.					
Carbon disulfide	ND		5.					
Carbon tetrachloride	ND		5.					
Chlorobenzene	ND		5.					
Chloroethane	ND		10.					
2-Chloroethylvinyl ether	ND		10.					
Chloroform	ND		5.					
Chloromethane	ND		10.					
Dibromochloromethane	ND		5.					
1,1-Dichloroethane	ND		5.					
1,2-Dichloroethane	ND		5.					
1,1-Dichloroethene	ND		5.					
trans-1,2-Dichloroethene	ND		5.					
1,2-Dichloropropane	ND		5.					
cis-1,3-Dichloropropene	ND		5.					
trans-1,3-Dichloropropene	ND		5.					
Ethylbenzene	ND		5.					
2-Hexanone	ND		50.					
Methylene chloride	ND		5.					
4-Methyl-2-pentanone (MIBK)	ND		50.					
Styrene	ND		5.					
1,1,2,2-Tetrachloroethane	ND		5.					
Tetrachloroethene	ND		5.					
Toluene	ND		5.					
1,1,1-Trichloroethane	ND		5.					
1,1,2-Trichloroethane	ND		5.					
Trichloroethene	ND		5.					
Vinyl acetate	ND		50.					
Vinyl chloride	ND		10.					
Xylenes (total)	ND		5.					

MS	Matrix Spike	V960926D	962614-6		09/26/96	0443

Parameter/Test Description	QC Result	QC Result	Rep. Limit	True Value	Orig. Value	Calc. Result	Units	F
Benzene	50.91		1.	49.30	ND	103.3	% REC	
Chlorobenzene	51.07		5.	50.200	ND	101.7	% REC	
1,1-Dichloroethene	56.42		5.	48.95	ND	115.3	% REC	
Toluene	52.18		5.	50.100	ND	104.2	% REC	
Trichloroethene	51.01		5.	49.75	ND	102.5	% REC	

The analytical results, opinions or interpretations contained in this report are based upon information and material supplied by the client for whose exclusive and confidential use this report has been made. The analytical results, opinions or interpretations expressed represent the best judgment of Core Laboratories. Core Laboratories, however, makes no warranty or representation, express or implied, of any type, and expressly disclaims same as to the productivity, proper operations or profitableness of any oil, gas, coal or other mineral property, well or sand in connection with which such report is used or relied upon for any reason whatsoever. This report shall not be reproduced, in whole or in part, without the written approval of Core Laboratories.

CORE LABORATORIES

QUALITY CONTROL RESULTS

Job Number: 962638 Date: 10/14/96

CUSTOMER: Daniel B. Stephens & Associates PROJECT: 6033.3 ENRON ROSWELL ATTN: Bob Marley

QC Type	Description	Reag. Code	Lab ID	Dilution Factor	Date	Time
MSD	Matrix Spike Duplicate	V960926D	962614-6		09/26/96	0512

Parameter/Test Description	QC Result	QC Result	Rep. Limit	True Value	Orig. Value	Calc. Result	Units	F
Benzene	55.34	50.91	1.	49.30	ND	112.3	% REC	
						8.3	RPD	
Chlorobenzene	55.21	51.07	5.	50.200	ND	110.0	% REC	
						7.8	RPD	
1,1-Dichloroethene	61.96	56.42	5.	48.95	ND	126.6	% REC	
						9.4	RPD	
Toluene	58.15	52.18	5.	50.100	ND	116.1	% REC	
						10.8	RPD	
Trichloroethene	55.40	51.01	5.	49.75	ND	111.4	% REC	
						8.3	RPD	

Test Method.....: SW-846 8080 Batch.....: 13998 Analyst ...: smc
Method Description.: PCB Analysis Units.....: ug/L

MB	Method Blank	1933			10/02/96	1854

Parameter/Test Description	QC Result	QC Result	Rep. Limit	True Value	Orig. Value	Calc. Result	Units	F
Aroclor 1016	ND		0.5					
Aroclor 1221	ND		0.5					
Aroclor 1232	ND		0.5					
Aroclor 1242	ND		0.5					
Aroclor 1248	ND		0.5					
Aroclor 1254	ND		0.5					
Aroclor 1260	ND		0.5					
Aroclor 1262	ND		0.5					
Aroclor 1268	ND		0.5					

LCS	Laboratory Control Sample	P960923A		10	10/02/96	1923

Parameter/Test Description	QC Result	QC Result	Rep. Limit	True Value	Orig. Value	Calc. Result	Units	F
Aroclor 1016	0.210		0.5	0.20020		104.9	% REC	
Aroclor 1260	0.216		0.5	0.20020		107.9	% REC	

MS	Matrix Spike	P960918A	962638-9	10	10/03/96	0041

Parameter/Test Description	QC Result	QC Result	Rep. Limit	True Value	Orig. Value	Calc. Result	Units	F
Aroclor 1254	0.291		0.5	0.20000	ND	145.5	% REC	

MSD	Matrix Spike Duplicate	P960918A	962638-9	10	10/03/96	0110

Parameter/Test Description	QC Result	QC Result	Rep. Limit	True Value	Orig. Value	Calc. Result	Units	F
Aroclor 1254	0.388	0.291	0.5	0.20000	ND	194.0	% REC	Y
						25	RPD	Z

The analytical results, opinions or interpretations contained in this report are based upon information and material supplied by the client for whose exclusive and confidential use this report has been made. The analytical results, opinions or interpretations expressed represent the best judgment of Core Laboratories. Core Laboratories, however, makes no warranty or representation, express or implied, of any type, and expressly disclaims same as to the productivity, proper operations or profitableness of any oil, gas, coal or other minerals, property, ash or sand in connection with which such report is used or relied upon for any reason whatsoever. This report shall not be reproduced, in whole or in part, without the written approval of Core Laboratories.

CORE LABORATORIES

QUALITY CONTROL RESULTS

Job Number: 962638 Date: 10/14/96

CUSTOMER: Daniel B. Stephens & Associates PROJECT: 6033.3 ENRON ROSWELL ATTN: Bob Marley

QC Type	Description	Reag. Code	Lab ID	Dilution Factor	Date	Time

Test Method.....: SW-846 8270 Batch.....: 14155 Analyst ...: dmj
Method Description.: Semivolatile Organics Units.....: ug/L

MB	Method Blank	MB1931			10/07/96	1543

Parameter/Test Description	QC Result	QC Result	Rep. Limit	True Value	Orig. Value	Calc. Result	Units	F
Acenaphthene	ND		10					
Acenaphthylene	ND		10					
Anthracene	ND		10					
Benzidine	ND		50					
Benzo(a)anthracene	ND		10					
Benzo(b)fluoranthene	ND		10					
Benzo(k)fluoranthene	ND		10					
Benzo(ghi)perylene	ND		10					
Benzo(a)pyrene	ND		10					
Benzyl alcohol	ND		10					
Butyl benzyl phthalate	ND		10					
Bis(2-chloroethoxy)methane	ND		10					
Bis(2-chloroethyl)ether	ND		10					
Bis(2-chloroisopropyl)ether	ND		10					
Bis(2-ethylhexyl)phthalate	1.84		10					
4-Bromophenyl phenyl ether	ND		10					
4-Chloroaniline	ND		10					
2-Chloronaphthalene	ND		10					
4-Chlorophenyl phenyl ether	ND		10					
Chrysene	ND		10					
Dibenzo(a,h)anthracene	ND		10					
Dibenzofuran	ND		10					
1,2-Dichlorobenzene	ND		10					
1,3-Dichlorobenzene	ND		10					
1,4-Dichlorobenzene	ND		10					
3,3-Dichlorobenzidine	ND		20					
Diethyl phthalate	ND		10					
Dimethyl phthalate	ND		10					
Di-n-butyl phthalate	1.35		10					
Di-n-octyl phthalate	ND		10					
2,4-Dinitrotoluene	ND		10					
2,6-Dinitrotoluene	ND		10					
Fluoranthene	ND		10					
Fluorene	ND		10					
Hexachlorobenzene	ND		10					
Hexachlorobutadiene	ND		10					
Hexachlorocyclopentadiene	ND		10					
Hexachloroethane	ND		10					
Indeno(1,2,3-cd)pyrene	ND		10					
Isophorone	ND		10					
2-Methylnaphthalene	ND		10					
Naphthalene	ND		10					
o-Nitroaniline	ND		50					
m-Nitroaniline	ND		50					
p-Nitroaniline	ND		50					
Nitrobenzene	ND		10					
n-Nitrosodi-n-propylamine	ND		10					
n-Nitrosodiphenylamine	ND		10					

The analytical results, opinions or interpretations contained in this report are based upon information and material supplied by the client for whose exclusive and confidential use this report has been made. The analytical results, opinions or interpretations expressed represent the best judgment of Core Laboratories. Core Laboratories, however, makes no warranty or representation, express or implied, of any type, and expressly disclaims same as to the productivity, proper operations or profitableness of any oil, gas, coal or other mineral, property, well or sand in connection with which such report is used or relied upon for any reason whatsoever. This report shall not be reproduced, in whole or in part, without the written approval of Core Laboratories

CORE LABORATORIES

QUALITY CONTROL RESULTS

Job Number: 962638 Date: 10/14/96

CUSTOMER: Daniel B. Stephens & Associates PROJECT: 6033.3 ENRON ROSWELL ATTN: Bob Marley

QC Type	Description	Reag. Code	Lab ID	Dilution Factor	Date	Time
MB	Method Blank	MB1931			10/07/96	1543

Parameter/Test Description	QC Result	QC Result	Rep. Limit	True Value	Orig. Value	Calc. Result	Units	F
Phenanthrene	ND		10					
Pyrene	ND		10					
1,2,4-Trichlorobenzene	ND		10					
Benzoic acid	ND		50					
4-Chloro-3-methylphenol	ND		10					
2-Chlorophenol	ND		10					
2,4-Dichlorophenol	ND		10					
2,4-Dimethylphenol	ND		10					
2,4-Dinitrophenol	ND		50					
2-Methyl-4,6-dinitrophenol	ND		50					
2-Methylphenol (o-cresol)	ND		10					
4-Methylphenol (p-cresol)	ND		10					
2-Nitrophenol	ND		10					
4-Nitrophenol	ND		50					
Pentachlorophenol	ND		50					
Phenol	ND		10					
2,4,5-Trichlorophenol	ND		10					
2,4,6-Trichlorophenol	ND		10					

LCS	Laboratory Control Sample	B960819G		0.5	10/07/96	1641

Parameter/Test Description	QC Result	QC Result	Rep. Limit	True Value	Orig. Value	Calc. Result	Units	F
Acenaphthene	99.68		10	199.00000	ND	50.1	% REC	
1,4-Dichlorobenzene	81.17		10	199.60000	ND	40.7	% REC	
2,4-Dinitrotoluene	98.62		10	196.40000	ND	50.2	% REC	
n-Nitrosodi-n-propylamine	85.37		10	200.00000	ND	42.7	% REC	
Pyrene	100.78		10	197.20000	ND	51.1	% REC	
1,2,4-Trichlorobenzene	93.20		10	197.90000	ND	47.1	% REC	
4-Chloro-3-methylphenol	100.93		10	200.00000	ND	50.5	% REC	
2-Chlorophenol	94.76		10	198.00000	ND	47.9	% REC	
4-Nitrophenol	92.73		50	199.60000	ND	46.5	% REC	
Pentachlorophenol	87.70		50	196.30000	ND	44.7	% REC	
Phenol	90.47		10	200.40000	ND	45.1	% REC	

MS	Matrix Spike	B960906H	962638-2		10/07/96	1933

Parameter/Test Description	QC Result	QC Result	Rep. Limit	True Value	Orig. Value	Calc. Result	Units	F
Acenaphthene	97.66		10	100.0	ND	97.7	% REC	
1,4-Dichlorobenzene	78.86		10	100.3	ND	78.6	% REC	
2,4-Dinitrotoluene	96.84		10	100.1	ND	96.7	% REC	Y
n-Nitrosodi-n-propylamine	78.64		10	100.0	ND	78.6	% REC	
Pyrene	103.58		10	100.1	ND	103.5	% REC	
1,2,4-Trichlorobenzene	91.62		10	100.0	ND	91.6	% REC	
4-Chloro-3-methylphenol	97.41		10	99.99	ND	97.4	% REC	
2-Chlorophenol	94.61		10	99.94	ND	94.7	% REC	
4-Nitrophenol	90.10		50	100.5	ND	89.7	% REC	
Pentachlorophenol	87.36		50	99.98	ND	87.4	% REC	
Phenol	89.46		10	99.92	ND	89.5	% REC	

The analytical results, opinions or interpretations contained in this report are based upon information and material supplied by the client for whose exclusive and confidential use this report has been made. The analytical results, opinions or interpretations expressed represent the best judgment of Core Laboratories. Core Laboratories, however, makes no warranty or representation, express or implied, of any type, and expressly disclaims same as to the productivity, proper operations or profitableness of any oil, gas, coal or other mineral, property, well or sand in connection with which such report is used or relied upon for any reason whatsoever. This report shall not be reproduced, in whole or in part, without the written approval of Core Laboratories.

CORE LABORATORIES

QUALITY CONTROL RESULTS

Job Number: 962638 Date: 10/14/96

CUSTOMER: Daniel B. Stephens & Associates PROJECT: 6033.3 ENRON ROSWELL ATTN: Bob Marley

QC Type	Description	Reag. Code	Lab ID	Dilution Factor	Date	Time
MSD	Matrix Spike Duplicate	B960906H	962638-2		10/07/96	2030

Parameter/Test Description	QC Result	QC Result	Rep. Limit	True Value	Orig. Value	Calc. Result	Units	F
Acenaphthene	99.33	97.66	10	100.0	ND	99.3	% REC	
						1.7	RPD	
1,4-Dichlorobenzene	82.23	78.86	10	100.3	ND	82.0	% REC	
						4.2	RPD	
2,4-Dinitrotoluene	96.30	96.84	10	100.1	ND	96.2	% REC	Y
						0.6	RPD	
n-Nitrosodi-n-propylamine	75.32	78.64	10	100.0	ND	75.3	% REC	
						4.3	RPD	
Pyrene	106.32	103.58	10	100.1	ND	106.2	% REC	
						2.6	RPD	
1,2,4-Trichlorobenzene	94.56	91.62	10	100.0	ND	94.6	% REC	
						3.2	RPD	
4-Chloro-3-methylphenol	99.65	97.41	10	99.99	ND	99.7	% REC	
						2.3	RPD	
2-Chlorophenol	96.86	94.61	10	99.94	ND	96.9	% REC	
						2.4	RPD	
4-Nitrophenol	90.37	90.10	50	100.5	ND	89.9	% REC	
						0.3	RPD	
Pentachlorophenol	88.63	87.36	50	99.98	ND	88.6	% REC	
						1.4	RPD	
Phenol	90.27	89.46	10	99.92	ND	90.3	% REC	Y
						0.9	RPD	

The analytical results, opinions or interpretations contained in this report are based upon information and material supplied by the client for whose exclusive and confidential use this report has been made. The analytical results, opinions or interpretations expressed represent the best judgment of Core Laboratories. Core Laboratories, however, makes no warranty or representation, express or implied, of any type, and expressly disclaims same as to the productivity, proper operations or profitableness of any oil, gas, coal or other mineral, property, well or sand in connection with which such report is used or relied upon for any reason whatsoever. This report shall not be reproduced, in whole or in part, without the written approval of Core Laboratories.

CORE LABORATORIES

SURROGATE RECOVERIES REPORT

Job Number.: 962638 Report Date: 10/14/96

CUSTOMER: Daniel B. Stephens & Associates PROJECT: 6033.3 ENRON ROSWELL ATTN: Bob Marley

Method.....: SW-846 8240 Batch.....: 13792
Method Code.....: 8240 Analyst.....: bfr

Surrogate	Units
4-Bromofluorobenzene	ug/L

Lab ID	Matrix	QC Type	Dilution	Result	True Value	Percent Recovery	Flag	Date	Time
	Solid	MB		51.28	50.179	102.2		09/26/96	0208
962585-9	Solid		5	55.16	50.179	109.9		09/26/96	0240
962614-1	Solid			50.28	50.179	100.2		09/26/96	0311
962614-2	Solid			50.53	50.179	100.7		09/26/96	0341
962614-6	Solid			50.27	50.179	100.2		09/26/96	0412
962614-6	Solid	MS		51.37	50.179	102.4		09/26/96	0443
962614-6	Solid	MSD		50.39	50.179	100.4		09/26/96	0512
962637-1	Solid			51.38	50.179	102.4		09/26/96	0543
962637-2	Solid			49.99	50.179	99.6		09/26/96	0615
962637-3	Solid			51.06	50.179	101.8		09/26/96	0648
962638-1	Solid			50.05	50.179	99.7		09/26/96	0721
962638-2	Solid			50.05	50.179	99.7		09/26/96	0753
962638-7	Solid			50.47	50.179	100.6		09/26/96	0825
962638-8	Solid			50.74	50.179	101.1		09/26/96	0858
962638-9	Solid			50.32	50.179	100.3		09/26/96	0931
962638-8	Solid		5	50.66	50.179	101.0		09/26/96	1024
962638-9	Solid		5	50.60	50.179	100.8		09/26/96	1055

Surrogate	Units
Dibromofluoromethane	ug/L

Lab ID	Matrix	QC Type	Dilution	Result	True Value	Percent Recovery	Flag	Date	Time
	Solid	MB		52.27	50.219	104.1		09/26/96	0208
962585-9	Solid		5	53.05	50.219	105.6		09/26/96	0240
962614-1	Solid			52.77	50.219	105.1		09/26/96	0311
962614-2	Solid			53.30	50.219	106.1		09/26/96	0341
962614-6	Solid			52.81	50.219	105.2		09/26/96	0412
962614-6	Solid	MS		53.58	50.219	106.7		09/26/96	0443
962614-6	Solid	MSD		53.58	50.219	106.7		09/26/96	0512
962637-1	Solid			53.72	50.219	107.0		09/26/96	0543
962637-2	Solid			53.79	50.219	107.1		09/26/96	0615
962637-3	Solid			53.03	50.219	105.6		09/26/96	0648
962638-1	Solid			53.68	50.219	106.9		09/26/96	0721
962638-2	Solid			53.72	50.219	107.0		09/26/96	0753
962638-7	Solid			54.47	50.219	108.5		09/26/96	0825
962638-8	Solid			54.04	50.219	107.6		09/26/96	0858
962638-9	Solid			54.38	50.219	108.3		09/26/96	0931
962638-8	Solid		5	53.28	50.219	106.1		09/26/96	1024
962638-9	Solid		5	53.59	50.219	106.7		09/26/96	1055

The analytical results, opinions or interpretations contained in this report are based upon information and material supplied by the client for whose exclusive and confidential use this report has been made. The analytical results, opinions or interpretations expressed represent the best judgment of Core Laboratories. Core Laboratories, however, makes no warranty or representation, express or implied, of any type, and expressly disclaims same as to the productivity, proper operations or profitableness of any oil, gas, coal or other mineral property, well or sand in connection with which such report is used or relied upon for any reason whatsoever. This report shall not be reproduced, in whole or in part, without the written approval of Core Laboratories.

CORE LABORATORIES

S U R R O G A T E R E C O V E R I E S R E P O R T

Job Number.: 962638 | Report Date: 10/14/96

CUSTOMER: Daniel B. Stephens & Associates | PROJECT: 6033.3 ENRON ROSWELL | ATTN: Bob Marley

Surrogate	Units
Toluene-d8	ug/L

Lab ID	Matrix	QC Type	Dilution	Result	True Value	Percent Recovery	Flag	Date	Time
	Solid	MB		49.67	50.204	98.9		09/26/96	0208
962585-9	Solid		5	53.14	50.204	105.8		09/26/96	0240
962614-1	Solid			50.27	50.204	100.1		09/26/96	0311
962614-2	Solid			50.86	50.204	101.3		09/26/96	0341
962614-6	Solid			50.52	50.204	100.6		09/26/96	0412
962614-6	Solid	MS		50.20	50.204	100.0		09/26/96	0443
962614-6	Solid	MSD		50.38	50.204	100.4		09/26/96	0512
962637-1	Solid			50.36	50.204	100.3		09/26/96	0543
962637-2	Solid			50.35	50.204	100.3		09/26/96	0615
962637-3	Solid			50.01	50.204	99.6		09/26/96	0648
962638-1	Solid			50.12	50.204	99.8		09/26/96	0721
962638-2	Solid			50.16	50.204	99.9		09/26/96	0753
962638-7	Solid			50.38	50.204	100.4		09/26/96	0825
962638-8	Solid			50.43	50.204	100.5		09/26/96	0858
962638-9	Solid			50.30	50.204	100.2		09/26/96	0931
962638-8	Solid		5	50.08	50.204	99.8		09/26/96	1024
962638-9	Solid		5	50.12	50.204	99.8		09/26/96	1055

Method.....: SW-846 8080 | Batch.....: 13998
Method Code.....: 8080PC | Analyst.....: smc

Surrogate	Units
2,4,5,6-Tetrachloro-m-xylene	ug/L

Lab ID	Matrix	QC Type	Dilution	Result	True Value	Percent Recovery	Flag	Date	Time
	Solid	MB		0.0225	0.02004	112		10/02/96	1854
	Solid	LCS		0.0211	0.02004	105		10/02/96	1923
962637-1	Solid			0.0217	0.02004	108		10/02/96	1952
962637-2	Solid			0.0221	0.02004	110		10/02/96	2118
962637-3	Solid			0.0221	0.02004	110		10/02/96	2147
962638-1	Solid			0.0215	0.02004	107		10/02/96	2216
962638-2	Solid			0.0219	0.02004	109		10/02/96	2245
962638-7	Solid			0.0218	0.02004	109		10/02/96	2314
962638-8	Solid			0.0235	0.02004	117		10/02/96	2343
962638-9	Solid			0.0197	0.02004	98		10/03/96	0012
962638-9	Solid	MS		0.0206	0.02004	103		10/03/96	0041
962638-9	Solid	MSD		0.0198	0.02004	99		10/03/96	0110

Surrogate	Units
4,4'-Dichlorobiphenyl	ug/L

Lab ID	Matrix	QC Type	Dilution	Result	True Value	Percent Recovery	Flag	Date	Time
	Solid	MB		0.0204	0.02004	102		10/02/96	1854

The analytical results, opinions or interpretations contained in this report are based upon information and material supplied by the client for whose exclusive and confidential use this report has been made. The analytical results, opinions or interpretations expressed represent the best judgment of Core Laboratories. Core Laboratories, however, makes no warranty or representation, express or implied, of any type, and expressly disclaims same as to the productivity, proper operations or profitableness of any oil, gas, coal or other mineral property, well or sand in connection with which such report is used or relied upon for any reason whatsoever. This report shall not be reproduced, in whole or in part, without the written approval of Core Laboratories.

CORE LABORATORIES

SURROGATE RECOVERIES REPORT

Job Number.: 962638 Report Date: 10/14/96

CUSTOMER: Daniel B. Stephens & Associates PROJECT: 6033.3 ENRON ROSWELL ATTN: Bob Marley

Surrogate	Units
4,4'-Dichlorobiphenyl	ug/L

Lab ID	Matrix	QC Type	Dilution	Result	True Value	Percent Recovery	Flag	Date	Time
	Solid	LCS		0.0200	0.02004	100		10/02/96	1923
962637-1	Solid			0.0197	0.02004	98		10/02/96	1952
962637-2	Solid			0.0208	0.02004	104		10/02/96	2118
962637-3	Solid			0.0207	0.02004	103		10/02/96	2147
962638-1	Solid			0.0202	0.02004	101		10/02/96	2216
962638-2	Solid			0.0208	0.02004	104		10/02/96	2245
962638-7	Solid			0.0203	0.02004	101		10/02/96	2314
962638-8	Solid			0.0163	0.02004	81		10/02/96	2343
962638-9	Solid			0.0170	0.02004	85		10/03/96	0012
962638-9	Solid	MS		0.0179	0.02004	89		10/03/96	0041
962638-9	Solid	MSD		0.0173	0.02004	86		10/03/96	0110

Method.....: SW-846 8270 Batch.....: 14155
Method Code.....: 8270 Analyst.....: dmj

Surrogate	Units
2,4,6-Tribromophenol	ug/L

Lab ID	Matrix	QC Type	Dilution	Result	True Value	Percent Recovery	Flag	Date	Time
	Solid	MB	1.00	95.45	100.01	95		10/07/96	1543
	Solid	LCS	1.00	102.92	100.01	103		10/07/96	1641
962638-1	Solid		1.00	84.50	100.01	84		10/07/96	1738
962638-2	Solid		1.00	92.59	100.01	93		10/07/96	1836
962638-2	Solid	MS		89.79	100.01	90		10/07/96	1933
962638-2	Solid	MSD		96.41	100.01	96		10/07/96	2030
962638-7	Solid		1.00	92.54	100.01	93		10/07/96	2127
962638-8	Solid		1.00	101.16	100.01	101		10/07/96	2224
962638-9	Solid		1.00	100.25	100.01	100		10/07/96	2321
962637-1	Solid		1.00	98.75	100.01	99		10/08/96	0018
962637-2	Solid		1.00	81.98	100.01	82		10/08/96	0115
962637-3	Solid		1.00	98.15	100.01	98		10/08/96	1526

Surrogate	Units
2-Fluorobiphenyl	ug/L

Lab ID	Matrix	QC Type	Dilution	Result	True Value	Percent Recovery	Flag	Date	Time
	Solid	MB	1.00	47.32	50.01	95		10/07/96	1543
	Solid	LCS	1.00	48.57	50.01	97		10/07/96	1641
962638-1	Solid		1.00	46.31	50.01	93		10/07/96	1738
962638-2	Solid		1.00	44.47	50.01	89		10/07/96	1836
962638-2	Solid	MS		46.44	50.01	93		10/07/96	1933
962638-2	Solid	MSD		48.03	50.01	96		10/07/96	2030
962638-7	Solid		1.00	45.71	50.01	91		10/07/96	2127

The analytical results, opinions or interpretations contained in this report are based upon information and material supplied by the client for whose exclusive and confidential use this report has been made. The analytical results, opinions or interpretations expressed represent the best judgment of Core Laboratories. Core Laboratories, however, makes no warranty or representation, express or implied, of any type, and expressly disclaims same as to the productivity, proper operations or profitableness of any oil, gas, coal or other mineral, property, well or sand in connection with which such report is used or relied upon for any reason whatsoever. This report shall not be reproduced, in whole or in part, without the written approval of Core Laboratories.

CORE LABORATORIES

SURROGATE RECOVERIES REPORT

Job Number.: 962638 Report Date: 10/14/96

CUSTOMER: Daniel B. Stephens & Associates PROJECT: 6033.3 ENRON ROSWELL ATTN: Bob Marley

Surrogate	Units
2-Fluorobiphenyl	ug/L

Lab ID	Matrix	QC Type	Dilution	Result	True Value	Percent Recovery	Flag	Date	Time
962638-8	Solid		1.00	47.44	50.01	95		10/07/96	2224
962638-9	Solid		1.00	47.45	50.01	95		10/07/96	2321
962637-1	Solid		1.00	47.05	50.01	94		10/08/96	0018
962637-2	Solid		1.00	47.93	50.01	96		10/08/96	0115
962637-3	Solid		1.00	47.30	50.01	95		10/08/96	1526

Surrogate	Units
2-Fluorophenol	ug/L

Lab ID	Matrix	QC Type	Dilution	Result	True Value	Percent Recovery	Flag	Date	Time
	Solid	MB	1.00	99.11	100.00	99		10/07/96	1543
	Solid	LCS	1.00	94.20	100.00	94		10/07/96	1641
962638-1	Solid		1.00	93.41	100.00	93		10/07/96	1738
962638-2	Solid		1.00	90.97	100.00	91		10/07/96	1836
962638-2	Solid	MS		91.58	100.00	92		10/07/96	1933
962638-2	Solid	MSD		95.64	100.00	96		10/07/96	2030
962638-7	Solid		1.00	94.03	100.00	94		10/07/96	2127
962638-8	Solid		1.00	97.67	100.00	98		10/07/96	2224
962638-9	Solid		1.00	100.37	100.00	100		10/07/96	2321
962637-1	Solid		1.00	96.34	100.00	96		10/08/96	0018
962637-2	Solid		1.00	91.89	100.00	92		10/08/96	0115
962637-3	Solid		1.00	97.02	100.00	97		10/08/96	1526

Surrogate	Units
Nitrobenzene-d5	ug/L

Lab ID	Matrix	QC Type	Dilution	Result	True Value	Percent Recovery	Flag	Date	Time
	Solid	MB	1.00	46.53	50.05	93		10/07/96	1543
	Solid	LCS	1.00	45.36	50.05	91		10/07/96	1641
962638-1	Solid		1.00	45.96	50.05	92		10/07/96	1738
962638-2	Solid		1.00	43.57	50.05	87		10/07/96	1836
962638-2	Solid	MS		44.66	50.05	89		10/07/96	1933
962638-2	Solid	MSD		46.38	50.05	93		10/07/96	2030
962638-7	Solid		1.00	44.82	50.05	90		10/07/96	2127
962638-8	Solid		1.00	45.44	50.05	91		10/07/96	2224
962638-9	Solid		1.00	47.05	50.05	94		10/07/96	2321
962637-1	Solid		1.00	45.19	50.05	90		10/08/96	0018
962637-2	Solid		1.00	45.74	50.05	91		10/08/96	0115
962637-3	Solid		1.00	46.53	50.05	93		10/08/96	1526

The analytical results, opinions or interpretations contained in this report are based upon information and material supplied by the client for whose exclusive and confidential use this report has been made. The analytical results, opinions or interpretations expressed represent the best judgment of Core Laboratories. Core Laboratories, however, makes no warranty or representation, express or implied, of any type, and expressly disclaims same as to the productivity, proper operations or profitableness of any oil, gas, coal or other mineral property, well or sand in connection with which such report is used or relied upon for any reason whatsoever. This report shall not be reproduced, in whole or in part, without the written approval of Core Laboratories.

CORE LABORATORIES

SURROGATE RECOVERIES REPORT

Job Number.: 962638 Report Date: 10/14/96

CUSTOMER: Daniel B. Stephens & Associates PROJECT: 6033.3 ENRON ROSWELL ATTN: Bob Marley

Surrogate	Units
Phenol-d6	ug/L

Lab ID	Matrix	QC Type	Dilution	Result	True Value	Percent Recovery	Flag	Date	Time
	Solid	MB	1.00	97.61	100.02	98		10/07/96	1543
	Solid	LCS	1.00	95.95	100.02	96		10/07/96	1641
962638-1	Solid		1.00	93.32	100.02	93		10/07/96	1738
962638-2	Solid		1.00	90.39	100.02	90		10/07/96	1836
962638-2	Solid	MS		92.92	100.02	93		10/07/96	1933
962638-2	Solid	MSD		95.50	100.02	95		10/07/96	2030
962638-7	Solid		1.00	93.63	100.02	94		10/07/96	2127
962638-8	Solid		1.00	98.00	100.02	98		10/07/96	2224
962638-9	Solid		1.00	101.33	100.02	101		10/07/96	2321
962637-1	Solid		1.00	95.46	100.02	95		10/08/96	0018
962637-2	Solid		1.00	96.09	100.02	96		10/08/96	0115
962637-3	Solid		1.00	96.53	100.02	97		10/08/96	1526

Surrogate	Units
Terphenyl-d14	ug/L

Lab ID	Matrix	QC Type	Dilution	Result	True Value	Percent Recovery	Flag	Date	Time
	Solid	MB	1.00	51.49	50.00	103		10/07/96	1543
	Solid	LCS	1.00	51.05	50.00	102		10/07/96	1641
962638-1	Solid		1.00	50.23	50.00	100		10/07/96	1738
962638-2	Solid		1.00	51.03	50.00	102		10/07/96	1836
962638-2	Solid	MS		50.69	50.00	101		10/07/96	1933
962638-2	Solid	MSD		52.74	50.00	105		10/07/96	2030
962638-7	Solid		1.00	50.86	50.00	102		10/07/96	2127
962638-8	Solid		1.00	51.26	50.00	103		10/07/96	2224
962638-9	Solid		1.00	51.46	50.00	103		10/07/96	2321
962637-1	Solid		1.00	51.01	50.00	102		10/08/96	0018
962637-2	Solid		1.00	49.68	50.00	99		10/08/96	0115
962637-3	Solid		1.00	52.35	50.00	105		10/08/96	1526

The analytical results, opinions or interpretations contained in this report are based upon information and material supplied by the client for whose exclusive and confidential use this report has been made. The analytical results, opinions or interpretations expressed represent the best judgment of Core Laboratories. Core Laboratories, however, makes no warranty or representation, express or implied, of any type, and expressly disclaims same as to the productivity, proper operations or profitableness of any oil, gas, coal or other mineral property, well or sand in connection with which such report is used or relied upon for any reason whatsoever. This report shall not be reproduced, in whole or in part, without the written approval of Core Laboratories.

CORE LABORATORIES

QUALITY ASSURANCE METHODS

REFERENCES AND NOTES

Report Date: 10/14/96

Volatile Organics

Method 602/8020

Surrogate Recovery Limits

	Water	Soil
Bromofluorobenzene	89-110%	78-123%

Spike/Spike Duplicate Recovery Limits

	Water	Soil
Benzene	39-150%	75-125%
Ethylbenzene	32-160%	60-140%
Toluene	46-148%	70-130%
Xylenes	75-125%	61-139%

Method 8015 Modified

Spike/Spike Duplicate Recovery Limits

	Water	Soil
TVPH	81-124%	48-152%
TEPH	54-135%	54-135%

Method 624/8240/8260

Surrogate Recovery Limits

	Water	Soil
Dibromofluoromethane	86-118%	80-120%
Toluene-(d8)	88-110%	81-117%
4-Bromofluorobenzene	86-115%	74-121%

Spike/Spike Duplicate Recovery & RPD Limits

	Water		Soil	
	Recovery	RPD	Recovery	RPD
1,1-Dichloroethene	61-145%	14	59-172%	22
Trichloroethene	71-120%	14	62-137%	24
Benzene	76-127%	11	66-142%	21
Toluene	76-125%	13	59-139%	21
Chlorobenzene	75-130%	13	60-133%	21

Pesticides/PCB Organics

Method 608/8080

Surrogate Recovery Limits

	Water	Soil
Tetrachloro-m-xylene	60-150%	60-150%
4,4'-Dichlorobiphenyl	60-150%	60-150%

Method 8140

Surrogate Recovery Limits

	Water	Soil
Tributylphosphate	36-152%	36-152%
Triphenylphosphate	40-152%	40-152%

Base/Neutral/Acid Organics

Method 625/8270

Surrogate Recovery Limits

	Water	Soil
Nitrobenzene-d5	35-114%	23-120%
2-Fluorobiphenyl	43-116%	30-115%
4-Terphenyl-d14	33-141%	18-137%
Phenol-d6	10-94%	24-113%
2-Fluorophenol	21-100%	25-121%
2,4,6-Tribromophenol	10-123%	19-122%

The analytical results, opinions or interpretations contained in this report are based upon information and material supplied by the client for whose exclusive and confidential use this report has been made. The analytical results, opinions or interpretations expressed represent the best judgment of Core Laboratories. Core Laboratories, however, makes no warranty or representation, express or implied, of any type, and expressly disclaims same as to the productivity, proper operations or profitableness of any oil, gas, coal, or other mineral property, well, or sand in connection with which such report is used or relied upon for any reason whatsoever. This report shall not be reproduced, in whole or in part, without the written approval of Core Laboratories.

CORE LABORATORIES

QUALITY ASSURANCE METHODS

REFERENCES AND NOTES

Report Date: 10/14/96

Matrix Spike/Matrix Spike Duplicate Recovery & RPD Limits

	Water		Soil	
	Recovery	RPD	Recovery	RPD
Phenol	12-110%	42	26-90%	35
2-Chlorophenol	27-123%	40	25-102%	50
1,4-Dichlorobenzene	36-97%	28	28-104%	27
N-Nitroso-di-n-propylamine	41-116%	38	41-126%	38
1,2,4-Trichlorobenzene	39-98%	28	38-107%	23
4-Chloro-3-methylphenol	23-97%	42	26-103%	33
Acenaphthene	46-118%	31	31-137%	19
4-Nitrophenol	10-80%	50	11-114%	50
2,4-Dintrotoluene	24-96%	38	28-89%	47
Pentachlorophenol	9-103%	50	17-109%	47
Pyrene	26-127%	31	35-142%	36

The analytical results, opinions or interpretations contained in this report are based upon information and material supplied by the client for whose exclusive and confidential use this report has been made. The analytical results, opinions or interpretations expressed represent the best judgment of Core Laboratories. Core Laboratories, however, makes no warranty or representation, express or implied, of any type, and expressly disclaims same as to the productivity, proper operations or profitableness of any oil, gas, coal, or other mineral property, well or sand in connection with which such report is used or relied upon for any reason whatsoever. This report shall not be reproduced, in whole or in part, without the written approval of Core Laboratories.

CORE LABORATORIES

QUALITY ASSURANCE METHODS

REFERENCES AND NOTES

Report Date: 10/14/96

(1) EPA 600/4-79-020, Methods for Chemical Analysis of Water and Wastes, March 1983

(2) EPA SW-846, Test Methods for Evaluating Solid Waste, Third Edition, 1989

(3) Standard Methods for The Examination of Water and Wastewater, 17th Edition, 1989

(4) EPA 600/4-80-032, Prescribed Procedures For Measurement Of Radioactivity In Drinking Water, August 1980

(5) EPA 600/8-78-017, Microbiological Methods For Monitoring The Environment, December 1978

(6) Federal Register, July 1, 1990 (40 CFR Part 136)

(7) EPA 600/4-88-03, Methods For The Determination of Organics Compounds in Drinking Water, December 1988

(8) U.S.G.S. Methods For Determination of Inorganic Substances In Water And Fluvial Sediments, Book 5, Chapter A1, 1985

(9) Federal Register, Friday, June 7, 1991 (40 CFR Parts 141 & 142)

(10) Standard Methods For The Examination of Water and Wastewater, 16th Edition, 1985

(11) ASTM, Section 11 Water and Environmental Technology, Volume 11.01 Water (1), 1991

(12) Methods of Soil Analysis, American Society of Agronomy, Agronomy No. 9, 1965

(13) EPA SW-846, Test Methods For Evaluating Solid Waste, Third Edition, Revision 1, November 1990

(14) ASTM, Section 5, Petroleum Products, Lubricants, and Fossil Fuels, Volume 05.05, Gaseous Fuels, Coal, and Coke

(15) EPA 600/2-78-054, Field and Laboratory Methods Applicable To Overburdens and Mine Soils, March 1978

(16) ASTM, Part 19, Soils and Rocks; Building Stones, 1981

Comments: Data in the QA report may differ from final results due to digestion and/or dilution of sample into analytical ranges. The "Time Analyzed" in the QA report refers to the start time of the analytical batch which may not reflect the actual time of each analysis. The "Date Analyzed" is the actual date of analysis. Results for soil and sludge samples are reported on a wet weight basis (i.e. not corrected for percent moisture) unless otherwise indicated.

NC = Not Calculable Due to Value(s) lower than the Detection Limit.

BLANK QC SAMPLE IDENTIFICATION

The analytical results, opinions or interpretations contained in this report are based upon information and material supplied by the client for whose exclusive and confidential use this report has been made. The analytical results, opinions or interpretations expressed represent the best judgment of Core Laboratories. Core Laboratories, however, makes no warranty or representation, express or implied, of any type, and expressly disclaims same as to the productivity, proper operations or profitableness of any oil, gas, coal or other mineral, property, well or sand in connection with which such report is used or relied upon for any reason whatsoever. This report shall not be reproduced, in whole or in part, without the written approval of Core Laboratories.

QUALITY ASSURANCE METHODS

REFERENCES AND NOTES

Report Date: 10/14/96

MB	Method Blank
ICB	Initial Calibration Blank
CCB	Continuing Calibration Blank

SPIKE QC SAMPLE IDENTIFICATION

MS	Method (Matrix) Spike
MSD	Method (Matrix) Spike Duplicate
PDS	Post Digestion Spike
SB	Spiked Blank
SBD	Spike Blank Duplicate

REFERENCE STANDARD QC SAMPLE IDENTIFICATION

LCS	Laboratory Control Standard
RS	Reference Standard
ICV	Initial Calibration Verification Standard
CCV	Continuing Calibration Verification Standard
ISA/ISB	ICP Interface Check Sample
ICL	Initial Calibration/Laboratory Control Sample
DSC	Distilled Standard Check

DUPLICATE QC SAMPLE IDENTIFICATION

MD	Method (Matrix) Duplicate
ED	Extraction Duplicate
DD	Digestion Duplicate

Analyses performed by a subcontract laboratory are indicated on the analytical and/or quality control reports under "technician" using the following codes:

SUBCONTRACT LABORATORY	CODE
Core Laboratories - Anaheim, CA	* AN
Core Laboratories - Casper, WY	* CA
Core Laboratories - Corpus Christi, TX	* CC
Core Laboratories - Houston, TX	* HP
Core Laboratories - Lake Charles, LA	* LC
Core Laboratories - Long Beach, CA	* LB
Other Subcontract Laboratories	* XX

EXPLANATION OF DATA FLAGS

B - This flag is used to indicate that an analyte is present in the method blank as well as in the sample. It indicates that the client should consider this when evaluating the results.

D - This flag indicates that surrogates were diluted out of calibration range and cannot be quantified.

E - Indicates that a sample result is an estimate because the concentration exceeded the calibration range of the instrument.

I - Used to indicate matrix interference.

J - Indicates that a value is an estimate. It is used when a compound is determined to be present based on the mass spectral data, but at a concentration less than the practical quantitation limit of the method.

The analytical results, opinions or interpretations contained in this report are based upon information and material supplied by the client for whose exclusive and confidential use this report has been made. The analytical results, opinions or interpretations expressed represent the best judgment of Core Laboratories. Core Laboratories, however, makes no warranty or representation, express or implied, of any type, and expressly disclaims same as to the productivity, proper operations or profitableness of any oil, gas, coal or other mineral, property, well or sand in connection with which such report is used or relied upon for any reason whatsoever. This report shall not be reproduced, in whole or in part, without the written approval of Core Laboratories.

QUALITY ASSURANCE METHODS

REFERENCES AND NOTES

Report Date: 10/14/96

This flag is also used when estimating the concentration of a tentatively identified compound.

X - Indicates that a surrogate recovery is outside the specified quality control limits.

Y - Used to identify a spike or spike duplicate recovery that is outside the specified quality control limits.

Z - Indicates a relative percent difference for a spike and spike duplicate is outside the specified quality control limits.

* - Indicates a relative percent difference for a duplicate analysis is outside the specified quality control limits.

^ - Used to indicate that a standard is outside specified quality control limits.

The analytical results, opinions or interpretations contained in this report are based upon information and material supplied by the client for whose exclusive and confidential use this report has been made. The analytical results, opinions or interpretations expressed represent the best judgment of Core Laboratories. Core Laboratories, however, makes no warranty or representation, express or implied, of any type, and expressly disclaims same as to the productivity, proper operations or profitableness of any oil, gas, coal or other mineral property, well or sand, in connection with which such report is used or relied upon for any reason whatsoever. This report shall not be reproduced, in whole or in part, without the written approval of Core Laboratories.

Job Number 962612
October 16, 1996

CORE LABORATORIES

ANALYTICAL REPORT

JOB NUMBER: 962612

Prepared For:

Daniel B. Stephens & Associates
6020 Academy NE
Suite 100
Albuquerque, NM 87109

Attention: Bob Marley

Date: 10/16/96

Don Morris
Signature

October 16, 1996
Date

Name: Don L. Morris

Title: Project Manager

CORE LABORATORIES, INC.
10703 East Bethany Drive
Aurora, CO 80014

PHONE: (303) 751-1780
FAX: (303) 751-1784

The analytical results, opinions or interpretations contained in this report are based upon information and material supplied by the client for whose exclusive and confidential use this report has been made. The analytical results, opinions or interpretations expressed represent the best judgment of Core Laboratories. Core Laboratories, however, makes no warranty or representation, express or implied, of any type, and expressly disclaims same as to the productivity, proper operations or profitableness of any oil, gas, coal or other mineral, property, well or sand in connection with which such report is used or relied upon for any reason whatsoever. This report shall not be reproduced, in whole or in part, without the written approval of Core Laboratories

CORELAB

CORE LABORATORIES, INC.

No. 77451

CHAIN OF CUSTODY RECORD

CUSTOMER INFORMATION	PROJECT INFORMATION
COMPANY: Daniel B. Stephens & ASSOC.	PROJECT NAME/NUMBER: ENRON-ROSWELL 6033.3
SEND REPORT TO: BOB MARLEY	BILLING INFORMATION
ADDRESS: 6020 ACADEMY DR. NE	BILL TO: George Robinson, Enron Environmental Affairs
Suite 100	ADDRESS: 1400 Smith St.
Albuquerque, NM 87109	Houston, TX 77021
PHONE: 505-822-9400	PHONE: 713-646-7327
FAX: 505-822-8877	FAX: PO NO.:

LAB JOB NO. 962612

SAMPLE NO.	SAMPLE DESCRIPTION	SAMPLE DATE	SAMPLE TIME	SAMPLE MATRIX	CONTAINER	PRESERV.	NUMBER OF CONTAINERS	8270	8080 PCBs	Total Metals (Pres. w/ HNO_3)	Cl, SO_4, T. Alkalinity	8240	NO_3 + NO_2	TDS	REMARKS / PRECAUTIONS
1,2	MW-11	9/19/96	1455	Water	1000 mL Amber Glass	None, None	2	X	X						1 sample for each analysis
3,4	MW-11	9/19/96	1455	Water	1000 mL plastic	HNO_3, None	2			X	X				1 sample for each analysis
5,6,7	MW-11	9/19/96	1455	Water	VOAs	HCl	3					X			
8	MW-11	9/19/96	1455	Water	250 mL plastic	H_2SO_4	1						X		
9	MW-11	9/19/96	1455	Water	500 mL plastic	None	1							X	
10,11	MW-13	9/19/96	1725	Water	1000 mL Amber Glass	None, None	2	X	X						1 sample for each analysis
12,13	MW-13	9/19/96	1725	Water	1000 mL plastic	HNO_3, None	2			X	X				1 sample for each analysis
14,15,16	MW-13	9/19/96	1725	Water	VOAs	HCl	3					X			
17	MW-13	9/19/96	1725	Water	250 mL plastic	H_2SO_4	1						X		
18	MW-13	9/19/96	1725	Water	500 mL plastic	None	1							X	temp 31°c

SAMPLER: Tracy L. Roth

SHIPMENT METHOD: FEDEX

AIRBILL NO.: 6725568006

REQUIRED TURNAROUND:* ☐ SAME DAY ☐ 24 HOURS ☐ 48 HOURS ☐ 72 HOURS ☐ 5 DAYS ☐ 10 DAYS ☒ ROUTINE OTHER

1. RELINQUISHED BY:	DATE	2. RELINQUISHED BY:	DATE	3. RELINQUISHED BY:	DATE
SIGNATURE: Tracy L. Roth	9/20/96	SIGNATURE:		SIGNATURE:	
PRINTED NAME/COMPANY: ~~DBS~~ Tracy L. Roth/DBS&A	TIME 1600	PRINTED NAME/COMPANY:	TIME	PRINTED NAME/COMPANY:	TIME
1. RECEIVED BY:	DATE	2. RECEIVED BY:	DATE	3. RECEIVED BY:	DATE
SIGNATURE: M Weatherford	9/21/96	SIGNATURE:		SIGNATURE:	
PRINTED NAME/COMPANY: CORE	TIME 1010	PRINTED NAME/COMPANY:	TIME	PRINTED NAME/COMPANY:	TIME

* RUSH TURNAROUND MAY REQUIRE SURCHARGE

☐ **Anaheim, CA** 1250 E. Gene Autry Way Anaheim, CA 92805 (714) 937-1094 Fax (714) 937-1170

☐ **Aurora, CO** 10703 E. Bethany Drive Aurora, CO 80014 (303) 751-1780 Fax (303) 751-1784

☐ **Casper, WY** 420 W. First Street Casper, WY 82601 (307) 235-5741 Fax (307) 266-1676

☐ **Corpus Christi, TX** 1733 N. Padre Island Drive Corpus Christi, TX 78408 (512) 289-2673 Fax (512) 289-2471

☐ **Edison, NJ** 284 Raritan Center Parkway Edison, NJ 08837 (908) 225-6700 Fax (908) 225-6777

☐ **Houston, TX (Env)** 6310 Rothway Drive Houston, TX 77040 (713) 690-4444 Fax (713) 690-5646

☐ **Houston, TX (Pet)** 8210 Mosley Road Houston, TX 77075 (713) 943-9776 Fax (713) 943-3846

☐ **Indianapolis, IN** 7726 Moller Road Indianapolis, IN 46268 (317) 875-5894 Fax (317) 872-6189

☐ **Lake Charles, LA** 3645 Beglis Parkway Sulphur, LA 70663 (318) 583-4926 Fax (318) 583-4929

☐ **Long Beach, CA** 3700 Cherry Avenue Long Beach, CA 90807 (310) 595-8401 Fax (310) 427-5174

☐ **Tampa, FL** 5460 Beaumont Center Blvd. Tampa, FL 33634 (813)884-8268 Fax (813) 885-4938

☐ **Valparaiso, IN** 2400 Cumberland Drive Valparaiso, IN 46383 (219) 464-2389 Fax (219) 462-2953

ORIGINAL

CORE LABORATORIES

SAMPLE INFORMATION
Date: 10/16/96

Job Number.: 962612
Customer ..: Daniel B. Stephens & Associates
Attn.....: Bob Marley

Project Number.....: 96000156
Customer Project ID....: 6033.3 ENRON-ROSWELL
Project Description....: DB Stevens/Enron

Laboratory Sample ID	Customer Sample ID	Sample Matrix	Date Sampled	Time Sampled	Date Received	Time Received
962612-1	MW-11	Water	09/19/96	14:55	09/21/96	10:10
962612-2	MW-13	Water	09/19/96	17:25	09/21/96	10:10

The analytical results, opinions or interpretations contained in this report are based upon information and material supplied by the client for whose exclusive and confidential use this report has been made. The analytical results, opinions or interpretations expressed represent the best judgment of Core Laboratories. Core Laboratories, however, makes no warranty or representation, express or implied, of any type, and expressly disclaims same as to the productivity, proper operations or profitableness of any oil, gas, coal or other mineral, property, well or sand in connection with which such report is used or relied upon for any reason whatsoever. This report shall not be reproduced, in whole or in part, without the written approval of Core Laboratories.

CORE LABORATORIES

LABORATORY TEST RESULTS

Job Number: 962612 Date: 10/16/96

CUSTOMER: Daniel B. Stephens & Associates PROJECT: 6033.3 ENRON-ROSWELL ATTN: Bob Marley

Customer Sample ID: MW-11
Date Sampled.....: 09/19/96
Time Sampled.....: 14:55
Sample Matrix.....: Water

Laboratory Sample ID: 962612-1
Date Received.....: 09/21/96
Time Received.....: 10:10

TEST METHOD	PARAMETER/TEST DESCRIPTION	SAMPLE RESULT	REPORTING LIMIT	UNITS	DATE	TECH
EPA 310.1	Alkalinity, Total as CaCO3, Unfilt.	116	5	mg/L CaCO3	09/30/96	sgm
EPA 325.2	Chloride, Unfilt.	400	2	mg/L	10/01/96	dme
EPA 353.2	Nitrate + Nitrite as N, Unfilt.	0.71	0.05	mg/L	10/01/96	sgm
EPA 160.1	Solids, Total Dissolved (TDS), Filt.	3480	10	mg/L	09/26/96	sgm
EPA 375.2	Sulfate (SO4), Unfilt.	2480	200	mg/L	09/30/96	dme
SW-846 3010	Acid Digestion, Total Metals, Total	Complete			09/24/96	lmt
SW-846 6010A	Arsenic (As), Total	<0.05	0.05	mg/L	09/25/96	smh
SW-846 6010A	Barium (Ba), Total	<0.01	0.01	mg/L	09/25/96	smh
SW-846 6010A	Cadmium (Cd), Total	<0.005	0.005	mg/L	09/25/96	smh
SW-846 6010A	Calcium (Ca), Total	642	0.5	mg/L	09/25/96	smh
SW-846 6010A	Chromium (Cr), Total	<0.01	0.01	mg/L	09/25/96	smh
SW-846 6010A	Lead (Pb), Total	0.004	0.003	mg/L	09/25/96	smh
SW-846 6010A	Magnesium (Mg), Total	144	0.1	mg/L	09/25/96	smh
SW-846 6010A	Manganese (Mn), Total	0.01	0.01	mg/L	09/25/96	smh
SW-846 7470	Mercury (Hg), Total	<0.0002	0.0002	mg/L	10/01/96	lmt
SW-846 6010A	Potassium (K), Total	<5	5	mg/L	09/25/96	smh
SW-846 6010A	Selenium (Se), Total	<0.01	0.01	mg/L	09/25/96	smh
SW-846 6010A	Silver (Ag), Total	<0.01	0.01	mg/L	09/25/96	smh
SW-846 6010A	Sodium (Na), Total	202	5	mg/L	09/25/96	smh
SW-846 3510B	Extraction (Sep. Funnel) PCBs					
	Separatory Funnel Liq/Liq Extraction	Complete			09/24/96	jbd
SW-846 8080	PCB Analysis					
	Aroclor 1016	ND	0.5	ug/L	09/27/96	smc
	Aroclor 1221	ND	0.5	ug/L	09/27/96	smc
	Aroclor 1232	ND	0.5	ug/L	09/27/96	smc
	Aroclor 1242	ND	0.5	ug/L	09/27/96	smc
	Aroclor 1248	ND	0.5	ug/L	09/27/96	smc
	Aroclor 1254	ND	0.5	ug/L	09/27/96	smc

The analytical results, opinions or interpretations contained in this report are based upon information and material supplied by the client for whose exclusive and confidential use this report has been made. The analytical results, opinions or interpretations expressed represent the best judgment of Core Laboratories. Core Laboratories, however, makes no warranty or representation, express or implied, of any type, and expressly disclaims same as to the productivity, proper operations or profitableness of any oil, gas, coal or other mineral, property, well or sand in connection with which such report is used or relied upon for any reason whatsoever. This report shall not be reproduced, in whole or in part, without the written approval of Core Laboratories.

CORE LABORATORIES

LABORATORY TEST RESULTS

Job Number: 962612 Date: 10/16/96

CUSTOMER: Daniel B. Stephens & Associates PROJECT: 6033.3 ENRON-ROSWELL ATTN: Bob Marley

Customer Sample ID: MW-11
Date Sampled.....: 09/19/96
Time Sampled.....: 14:55
Sample Matrix.....: Water

Laboratory Sample ID: 962612-1
Date Received.....: 09/21/96
Time Received.....: 10:10

TEST METHOD	PARAMETER/TEST DESCRIPTION	SAMPLE RESULT	REPORTING LIMIT	UNITS	DATE	TECH
	Aroclor 1260	ND	0.5	ug/L	09/27/96	smc
	Aroclor 1262	ND	0.5	ug/L	09/27/96	smc
	Aroclor 1268	ND	0.5	ug/L	09/27/96	smc
SW-846 3510B	Extraction (Sep. Funnel) SVOC					
	Separatory Funnel Liq/Liq Extraction	Complete			09/24/96	jbd
SW-846 8270	Semivolatile Organics					
	Acenaphthene	ND	10.	ug/L	09/30/96	mla
	Acenaphthylene	ND	10.	ug/L	09/30/96	mla
	Anthracene	ND	10.	ug/L	09/30/96	mla
	Benzidine	ND	50.	ug/L	09/30/96	mla
	Benzo(a)anthracene	ND	10.	ug/L	09/30/96	mla
	Benzo(b)fluoranthene	ND	10.	ug/L	09/30/96	mla
	Benzo(k)fluoranthene	ND	10.	ug/L	09/30/96	mla
	Benzo(ghi)perylene	ND	10.	ug/L	09/30/96	mla
	Benzo(a)pyrene	ND	10.	ug/L	09/30/96	mla
	Benzyl alcohol	ND	20.	ug/L	09/30/96	mla
	Butyl benzyl phthalate	ND	10.	ug/L	09/30/96	mla
	Bis(2-chloroethoxy)methane	ND	10.	ug/L	09/30/96	mla
	Bis(2-chloroethyl)ether	ND	10.	ug/L	09/30/96	mla
	Bis(2-chloroisopropyl)ether	ND	10.	ug/L	09/30/96	mla
	Bis(2-ethylhexyl)phthalate	ND	10.	ug/L	09/30/96	mla
	4-Bromophenyl phenyl ether	ND	10.	ug/L	09/30/96	mla
	4-Chloroaniline	ND	10.	ug/L	09/30/96	mla
	2-Chloronaphthalene	ND	10.	ug/L	09/30/96	mla
	4-Chlorophenyl phenyl ether	ND	10.	ug/L	09/30/96	mla
	Chrysene	ND	10.	ug/L	09/30/96	mla
	Dibenzo(a,h)anthracene	ND	10.	ug/L	09/30/96	mla
	Dibenzofuran	ND	10.	ug/L	09/30/96	mla
	1,2-Dichlorobenzene	ND	10.	ug/L	09/30/96	mla
	1,3-Dichlorobenzene	ND	10.	ug/L	09/30/96	mla
	1,4-Dichlorobenzene	ND	10.	ug/L	09/30/96	mla
	3,3-Dichlorobenzidine	ND	20.	ug/L	09/30/96	mla
	Diethyl phthalate	ND	10.	ug/L	09/30/96	mla
	Dimethyl phthalate	ND	10.	ug/L	09/30/96	mla
	Di-n-butyl phthalate	ND	10.	ug/L	09/30/96	mla
	Di-n-octyl phthalate	ND	10.	ug/L	09/30/96	mla
	2,4-Dinitrotoluene	ND	10.	ug/L	09/30/96	mla
	2,6-Dinitrotoluene	ND	10.	ug/L	09/30/96	mla
	Fluoranthene	ND	10.	ug/L	09/30/96	mla
	Fluorene	ND	10.	ug/L	09/30/96	mla
	Hexachlorobenzene	ND	10.	ug/L	09/30/96	mla
	Hexachlorobutadiene	ND	10.	ug/L	09/30/96	mla
	Hexachlorocyclopentadiene	ND	10.	ug/L	09/30/96	mla
	Hexachloroethane	ND	10.	ug/L	09/30/96	mla
	Indeno(1,2,3-cd)pyrene	ND	10.	ug/L	09/30/96	mla
	Isophorone	ND	10.	ug/L	09/30/96	mla
	2-Methylnaphthalene	ND	10.	ug/L	09/30/96	mla

The analytical results, opinions or interpretations contained in this report are based upon information and material supplied by the client for whose exclusive and confidential use this report has been made. The analytical results, opinions or interpretations expressed represent the best judgment of Core Laboratories. Core Laboratories, however, makes no warranty or representation, express or implied, of any type, and expressly disclaims same as to the productivity, proper operations or profitableness of any oil, gas, coal or other mineral property, well or sand in connection with which such report is used or relied upon for any reason whatsoever. This report shall not be reproduced, in whole or in part, without the written approval of Core Laboratories.

CORE LABORATORIES

LABORATORY TEST RESULTS

Job Number: 962612 Date: 10/16/96

CUSTOMER: Daniel B. Stephens & Associates PROJECT: 6033.3 ENRON-ROSWELL ATTN: Bob Marley

Customer Sample ID: MW-11
Date Sampled.....: 09/19/96
Time Sampled.....: 14:55
Sample Matrix.....: Water

Laboratory Sample ID: 962612-1
Date Received.....: 09/21/96
Time Received.....: 10:10

TEST METHOD	PARAMETER/TEST DESCRIPTION	SAMPLE RESULT	REPORTING LIMIT	UNITS	DATE	TECH
	Naphthalene	ND	10.	ug/L	09/30/96	mla
	o-Nitroaniline	ND	50.	ug/L	09/30/96	mla
	m-Nitroaniline	ND	50.	ug/L	09/30/96	mla
	p-Nitroaniline	ND	50.	ug/L	09/30/96	mla
	Nitrobenzene	ND	10.	ug/L	09/30/96	mla
	n-Nitrosodi-n-propylamine	ND	10.	ug/L	09/30/96	mla
	n-Nitrosodiphenylamine	ND	10.	ug/L	09/30/96	mla
	Phenanthrene	ND	10.	ug/L	09/30/96	mla
	Pyrene	ND	10.	ug/L	09/30/96	mla
	1,2,4-Trichlorobenzene	ND	10.	ug/L	09/30/96	mla
	Benzoic acid	ND	50.	ug/L	09/30/96	mla
	4-Chloro-3-methylphenol	ND	10.	ug/L	09/30/96	mla
	2-Chlorophenol	ND	10.	ug/L	09/30/96	mla
	2,4-Dichlorophenol	ND	10.	ug/L	09/30/96	mla
	2,4-Dimethylphenol	ND	10.	ug/L	09/30/96	mla
	2,4-Dinitrophenol	ND	50.	ug/L	09/30/96	mla
	2-Methyl-4,6-dinitrophenol	ND	50.	ug/L	09/30/96	mla
	2-Methylphenol (o-cresol)	ND	10.	ug/L	09/30/96	mla
	4-Methylphenol (p-cresol)	ND	10.	ug/L	09/30/96	mla
	2-Nitrophenol	ND	10.	ug/L	09/30/96	mla
	4-Nitrophenol	ND	50.	ug/L	09/30/96	mla
	Pentachlorophenol	ND	50.	ug/L	09/30/96	mla
	Phenol	ND	10.	ug/L	09/30/96	mla
	2,4,5-Trichlorophenol	ND	10.	ug/L	09/30/96	mla
	2,4,6-Trichlorophenol	ND	10.	ug/L	09/30/96	mla
SW-846 8240	Volatile Organics					
	Acetone	ND	100.	ug/L	09/24/96	tdw
	Benzene	ND	1.	ug/L	09/24/96	tdw
	Bromodichloromethane	ND	5.	ug/L	09/24/96	tdw
	Bromoform	ND	5.	ug/L	09/24/96	tdw
	Bromomethane	ND	10.	ug/L	09/24/96	tdw
	Methyl ethyl ketone (2-Butanone)	ND	100.	ug/L	09/24/96	tdw
	Carbon disulfide	ND	5.	ug/L	09/24/96	tdw
	Carbon tetrachloride	ND	5.	ug/L	09/24/96	tdw
	Chlorobenzene	ND	5.	ug/L	09/24/96	tdw
	Chloroethane	ND	10.	ug/L	09/24/96	tdw
	2-Chloroethylvinyl ether	ND	10.	ug/L	09/24/96	tdw
	Chloroform	ND	5.	ug/L	09/24/96	tdw
	Chloromethane	ND	10.	ug/L	09/24/96	tdw
	Dibromochloromethane	ND	5.	ug/L	09/24/96	tdw
	1,1-Dichloroethane	ND	5.	ug/L	09/24/96	tdw
	1,2-Dichloroethane	ND	5.	ug/L	09/24/96	tdw
	1,1-Dichloroethene	ND	5.	ug/L	09/24/96	tdw
	trans-1,2-Dichloroethene	ND	5.	ug/L	09/24/96	tdw
	1,2-Dichloropropane	ND	5.	ug/L	09/24/96	tdw
	cis-1,3-Dichloropropene	ND	5.	ug/L	09/24/96	tdw
	trans-1,3-Dichloropropene	ND	5.	ug/L	09/24/96	tdw
	Ethylbenzene	ND	5.	ug/L	09/24/96	tdw

The analytical results, opinions or interpretations contained in this report are based upon information and material supplied by the client for whose exclusive and confidential use this report has been made. The analytical results, opinions or interpretations expressed represent the best judgment of Core Laboratories. Core Laboratories, however, makes no warranty or representation, express or implied, of any type, and expressly disclaims same as to the productivity, proper operations or profitableness of any oil, gas, coal or other mineral, property, well or sand in connection with which such report is used or relied upon for any reason whatsoever. This report shall not be reproduced, in whole or in part, without the written approval of Core Laboratories.

CORE LABORATORIES

LABORATORY TEST RESULTS

Job Number: 962612 Date: 10/16/96

CUSTOMER: Daniel B. Stephens & Associates PROJECT: 6033.3 ENRON-ROSWELL ATTN: Bob Marley

Customer Sample ID: MW-11
Date Sampled.....: 09/19/96
Time Sampled.....: 14:55
Sample Matrix.....: Water

Laboratory Sample ID: 962612-1
Date Received.....: 09/21/96
Time Received.....: 10:10

TEST METHOD	PARAMETER/TEST DESCRIPTION	SAMPLE RESULT	REPORTING LIMIT	UNITS	DATE	TECH
	2-Hexanone	ND	50.	ug/L	09/24/96	tdw
	Methylene chloride	ND	5.	ug/L	09/24/96	tdw
	4-Methyl-2-pentanone (MIBK)	ND	50.	ug/L	09/24/96	tdw
	Styrene	ND	5.	ug/L	09/24/96	tdw
	1,1,2,2-Tetrachloroethane	ND	5.	ug/L	09/24/96	tdw
	Tetrachloroethene	ND	5.	ug/L	09/24/96	tdw
	Toluene	ND	5.	ug/L	09/24/96	tdw
	1,1,1-Trichloroethane	ND	5.	ug/L	09/24/96	tdw
	1,1,2-Trichloroethane	ND	5.	ug/L	09/24/96	tdw
	Trichloroethene	ND	5.	ug/L	09/24/96	tdw
	Vinyl acetate	ND	50.	ug/L	09/24/96	tdw
	Vinyl chloride	ND	10.	ug/L	09/24/96	tdw
	Xylenes (total)	ND	5.	ug/L	09/24/96	tdw

The analytical results, opinions or interpretations contained in this report are based upon information and material supplied by the client for whose exclusive and confidential use this report has been made. The analytical results, opinions or interpretations expressed represent the best judgment of Core Laboratories. Core Laboratories, however, makes no warranty or representation, express or implied, of any type, and expressly disclaims same as to the productivity, proper operations or profitableness of any oil, gas, rock or other mineral, property, well or sand in connection with which such report is used or relied upon for any reason whatsoever. This report shall not be reproduced, in whole or in part, without the written approval of Core Laboratories.

CORE LABORATORIES

LABORATORY TEST RESULTS

Job Number: 962612 Date: 10/16/96

CUSTOMER: Daniel B. Stephens & Associates PROJECT: 6033.3 ENRON-ROSWELL ATTN: Bob Marley

Customer Sample ID: MW-13
Date Sampled.....: 09/19/96
Time Sampled.....: 17:25
Sample Matrix.....: Water

Laboratory Sample ID: 962612-2
Date Received.....: 09/21/96
Time Received.....: 10:10

TEST METHOD	PARAMETER/TEST DESCRIPTION	SAMPLE RESULT	REPORTING LIMIT	UNITS	DATE	TECH
EPA 310.1	Alkalinity, Total as CaCO3, Unfilt.	136	5	mg/L CaCO3	09/30/96	sgm
EPA 325.2	Chloride, Unfilt.	438	2	mg/L	10/01/96	dme
EPA 353.2	Nitrate + Nitrite as N, Unfilt.	0.13	0.05	mg/L	10/01/96	sgm
EPA 160.1	Solids, Total Dissolved (TDS), Filt.	2810	10	mg/L	09/26/96	sgm
EPA 375.2	Sulfate (SO4), Unfilt.	2910	200	mg/L	09/30/96	dme
SW-846 3010	Acid Digestion, Total Metals, Total	Complete			09/24/96	lmt
SW-846 6010A	Arsenic (As), Total	<0.05	0.05	mg/L	09/25/96	smh
SW-846 6010A	Barium (Ba), Total	<0.01	0.01	mg/L	09/25/96	smh
SW-846 6010A	Cadmium (Cd), Total	<0.005	0.005	mg/L	09/25/96	smh
SW-846 6010A	Calcium (Ca), Total	496	0.1	mg/L	09/25/96	smh
SW-846 6010A	Chromium (Cr), Total	<0.01	0.01	mg/L	09/25/96	smh
SW-846 6010A	Lead (Pb), Total	<0.003	0.003	mg/L	09/25/96	smh
SW-846 6010A	Magnesium (Mg), Total	123	0.1	mg/L	09/25/96	smh
SW-846 6010A	Manganese (Mn), Total	0.07	0.01	mg/L	09/25/96	smh
SW-846 7470	Mercury (Hg), Total	<0.0002	0.0002	mg/L	10/01/96	lmt
SW-846 6010A	Potassium (K), Total	5	5	mg/L	09/25/96	smh
SW-846 6010A	Selenium (Se), Total	<0.01	0.01	mg/L	09/25/96	smh
SW-846 6010A	Silver (Ag), Total	<0.01	0.01	mg/L	09/25/96	smh
SW-846 6010A	Sodium (Na), Total	136	5	mg/L	09/25/96	smh
SW-846 3510B	Extraction (Sep. Funnel) PCBs Separatory Funnel Liq/Liq Extraction	Complete			09/24/96	jbd
SW-846 8080	PCB Analysis					
	Aroclor 1016	ND	0.5	ug/L	09/27/96	smc
	Aroclor 1221	ND	0.5	ug/L	09/27/96	smc
	Aroclor 1232	ND	0.5	ug/L	09/27/96	smc
	Aroclor 1242	ND	0.5	ug/L	09/27/96	smc
	Aroclor 1248	ND	0.5	ug/L	09/27/96	smc
	Aroclor 1254	ND	0.5	ug/L	09/27/96	smc

The analytical results, opinions or interpretations contained in this report are based upon information and material supplied by the client for whose exclusive and confidential use this report has been made. The analytical results, opinions or interpretations expressed represent the best judgment of Core Laboratories. Core Laboratories, however, makes no warranty or representation, express or implied, of any type, and expressly disclaims same as to the productivity, proper operations or profitableness of any oil, gas, coal or other mineral property, well or sand in connection with which such report is used or relied upon for any reason whatsoever. This report shall not be reproduced, in whole or in part, without the written approval of Core Laboratories.

CORE LABORATORIES

LABORATORY TEST RESULTS

Job Number: 962612 Date: 10/16/96

CUSTOMER: Daniel B. Stephens & Associates PROJECT: 6033.3 ENRON-ROSWELL ATTN: Bob Marley

Customer Sample ID: MW-13
Date Sampled.....: 09/19/96
Time Sampled.....: 17:25
Sample Matrix.....: Water

Laboratory Sample ID: 962612-2
Date Received.....: 09/21/96
Time Received.....: 10:10

TEST METHOD	PARAMETER/TEST DESCRIPTION	SAMPLE RESULT	REPORTING LIMIT	UNITS	DATE	TECH
	Aroclor 1260	ND	0.5	ug/L	09/27/96	smc
	Aroclor 1262	ND	0.5	ug/L	09/27/96	smc
	Aroclor 1268	ND	0.5	ug/L	09/27/96	smc
SW-846 3510B	Extraction (Sep. Funnel) SVOC					
	Separatory Funnel Liq/Liq Extraction	Complete			09/24/96	jbd
SW-846 8270	Semivolatile Organics					
	Acenaphthene	ND	10.	ug/L	10/01/96	mla
	Acenaphthylene	ND	10.	ug/L	10/01/96	mla
	Anthracene	ND	10.	ug/L	10/01/96	mla
	Benzidine	ND	50.	ug/L	10/01/96	mla
	Benzo(a)anthracene	ND	10.	ug/L	10/01/96	mla
	Benzo(b)fluoranthene	ND	10.	ug/L	10/01/96	mla
	Benzo(k)fluoranthene	ND	10.	ug/L	10/01/96	mla
	Benzo(ghi)perylene	ND	10.	ug/L	10/01/96	mla
	Benzo(a)pyrene	ND	10.	ug/L	10/01/96	mla
	Benzyl alcohol	ND	20.	ug/L	10/01/96	mla
	Butyl benzyl phthalate	ND	10.	ug/L	10/01/96	mla
	Bis(2-chloroethoxy)methane	ND	10.	ug/L	10/01/96	mla
	Bis(2-chloroethyl)ether	ND	10.	ug/L	10/01/96	mla
	Bis(2-chloroisopropyl)ether	ND	10.	ug/L	10/01/96	mla
	Bis(2-ethylhexyl)phthalate	ND	10.	ug/L	10/01/96	mla
	4-Bromophenyl phenyl ether	ND	10.	ug/L	10/01/96	mla
	4-Chloroaniline	ND	10.	ug/L	10/01/96	mla
	2-Chloronaphthalene	ND	10.	ug/L	10/01/96	mla
	4-Chlorophenyl phenyl ether	ND	10.	ug/L	10/01/96	mla
	Chrysene	ND	10.	ug/L	10/01/96	mla
	Dibenzo(a,h)anthracene	ND	10.	ug/L	10/01/96	mla
	Dibenzofuran	ND	10.	ug/L	10/01/96	mla
	1,2-Dichlorobenzene	ND	10.	ug/L	10/01/96	mla
	1,3-Dichlorobenzene	ND	10.	ug/L	10/01/96	mla
	1,4-Dichlorobenzene	ND	10.	ug/L	10/01/96	mla
	3,3-Dichlorobenzidine	ND	20.	ug/L	10/01/96	mla
	Diethyl phthalate	ND	10.	ug/L	10/01/96	mla
	Dimethyl phthalate	ND	10.	ug/L	10/01/96	mla
	Di-n-butyl phthalate	ND	10.	ug/L	10/01/96	mla
	Di-n-octyl phthalate	ND	10.	ug/L	10/01/96	mla
	2,4-Dinitrotoluene	ND	10.	ug/L	10/01/96	mla
	2,6-Dinitrotoluene	ND	10.	ug/L	10/01/96	mla
	Fluoranthene	ND	10.	ug/L	10/01/96	mla
	Fluorene	ND	10.	ug/L	10/01/96	mla
	Hexachlorobenzene	ND	10.	ug/L	10/01/96	mla
	Hexachlorobutadiene	ND	10.	ug/L	10/01/96	mla
	Hexachlorocyclopentadiene	ND	10.	ug/L	10/01/96	mla
	Hexachloroethane	ND	10.	ug/L	10/01/96	mla
	Indeno(1,2,3-cd)pyrene	ND	10.	ug/L	10/01/96	mla
	Isophorone	ND	10.	ug/L	10/01/96	mla
	2-Methylnaphthalene	ND	10.	ug/L	10/01/96	mla

The analytical results, opinions or interpretations contained in this report are based upon information and material supplied by the client for whose exclusive and confidential use this report has been made. The analytical results, opinions or interpretations expressed represent the best judgment of Core Laboratories. Core Laboratories, however, makes no warranty or representation, express or implied, of any type, and expressly disclaims same as to the productivity, proper operations or profitableness of any oil, gas, coal or other mineral property, well or sand in connection with which such report is used or relied upon for any reason whatsoever. This report shall not be reproduced, in whole or in part, without the written approval of Core Laboratories.

CORE LABORATORIES

LABORATORY TEST RESULTS

Job Number: 962612 Date: 10/16/96

CUSTOMER: Daniel B. Stephens & Associates PROJECT: 6033.3 ENRON-ROSWELL ATTN: Bob Marley

Customer Sample ID: MW-13
Date Sampled.....: 09/19/96
Time Sampled.....: 17:25
Sample Matrix.....: Water

Laboratory Sample ID: 962612-2
Date Received.....: 09/21/96
Time Received.....: 10:10

TEST METHOD	PARAMETER/TEST DESCRIPTION	SAMPLE RESULT	REPORTING LIMIT	UNITS	DATE	TECH
	Naphthalene	ND	10.	ug/L	10/01/96	mla
	o-Nitroaniline	ND	50.	ug/L	10/01/96	mla
	m-Nitroaniline	ND	50.	ug/L	10/01/96	mla
	p-Nitroaniline	ND	50.	ug/L	10/01/96	mla
	Nitrobenzene	ND	10.	ug/L	10/01/96	mla
	n-Nitrosodi-n-propylamine	ND	10.	ug/L	10/01/96	mla
	n-Nitrosodiphenylamine	ND	10.	ug/L	10/01/96	mla
	Phenanthrene	ND	10.	ug/L	10/01/96	mla
	Pyrene	ND	10.	ug/L	10/01/96	mla
	1,2,4-Trichlorobenzene	ND	10.	ug/L	10/01/96	mla
	Benzoic acid	ND	50.	ug/L	10/01/96	mla
	4-Chloro-3-methylphenol	ND	10.	ug/L	10/01/96	mla
	2-Chlorophenol	ND	10.	ug/L	10/01/96	mla
	2,4-Dichlorophenol	ND	10.	ug/L	10/01/96	mla
	2,4-Dimethylphenol	ND	10.	ug/L	10/01/96	mla
	2,4-Dinitrophenol	ND	50.	ug/L	10/01/96	mla
	2-Methyl-4,6-dinitrophenol	ND	50.	ug/L	10/01/96	mla
	2-Methylphenol (o-cresol)	ND	10.	ug/L	10/01/96	mla
	4-Methylphenol (p-cresol)	ND	10.	ug/L	10/01/96	mla
	2-Nitrophenol	ND	10.	ug/L	10/01/96	mla
	4-Nitrophenol	ND	50.	ug/L	10/01/96	mla
	Pentachlorophenol	ND	50.	ug/L	10/01/96	mla
	Phenol	ND	10.	ug/L	10/01/96	mla
	2,4,5-Trichlorophenol	ND	10.	ug/L	10/01/96	mla
	2,4,6-Trichlorophenol	ND	10.	ug/L	10/01/96	mla
SW-846 8240	Volatile Organics					
	Acetone	ND	100.	ug/L	09/24/96	tdw
	Benzene	4600	500	ug/L	09/25/96	tdw
	Bromodichloromethane	ND	5.	ug/L	09/24/96	tdw
	Bromoform	ND	5.	ug/L	09/24/96	tdw
	Bromomethane	ND	10.	ug/L	09/24/96	tdw
	Methyl ethyl ketone (2-Butanone)	ND	100.	ug/L	09/24/96	tdw
	Carbon disulfide	ND	5.	ug/L	09/24/96	tdw
	Carbon tetrachloride	ND	5.	ug/L	09/24/96	tdw
	Chlorobenzene	ND	5.	ug/L	09/24/96	tdw
	Chloroethane	ND	10.	ug/L	09/24/96	tdw
	2-Chloroethylvinyl ether	ND	10.	ug/L	09/24/96	tdw
	Chloroform	ND	5.	ug/L	09/24/96	tdw
	Chloromethane	ND	10.	ug/L	09/24/96	tdw
	Dibromochloromethane	ND	5.	ug/L	09/24/96	tdw
	1,1-Dichloroethane	ND	5.	ug/L	09/24/96	tdw
	1,2-Dichloroethane	ND	5.	ug/L	09/24/96	tdw
	1,1-Dichloroethene	ND	5.	ug/L	09/24/96	tdw
	trans-1,2-Dichloroethene	ND	5.	ug/L	09/24/96	tdw
	1,2-Dichloropropane	ND	5.	ug/L	09/24/96	tdw
	cis-1,3-Dichloropropene	ND	5.	ug/L	09/24/96	tdw
	trans-1,3-Dichloropropene	ND	5.	ug/L	09/24/96	tdw
	Ethylbenzene	ND	5.	ug/L	09/24/96	tdw

The analytical results, opinions or interpretations contained in this report are based upon information and material supplied by the client for whose exclusive and confidential use this report has been made. The analytical results, opinions or interpretations expressed represent the best judgment of Core Laboratories. Core Laboratories, however, makes no warranty or representation, express or implied, of any type, and expressly disclaims same as to the productivity, proper operations or profitableness of any oil, gas, coal or other mineral property, well or sand in connection with which such report is used or relied upon for any reason whatsoever. This report shall not be reproduced, in whole or in part, without the written approval of Core Laboratories.

CORE LABORATORIES

LABORATORY TEST RESULTS

Job Number: 962612 Date: 10/16/96

CUSTOMER: Daniel B. Stephens & Associates PROJECT: 6033.3 ENRON-ROSWELL ATTN: Bob Marley

Customer Sample ID: MW-13
Date Sampled.....: 09/19/96
Time Sampled.....: 17:25
Sample Matrix.....: Water

Laboratory Sample ID: 962612-2
Date Received.....: 09/21/96
Time Received.....: 10:10

TEST METHOD	PARAMETER/TEST DESCRIPTION	SAMPLE RESULT	REPORTING LIMIT	UNITS	DATE	TECH
	2-Hexanone	ND	50.	ug/L	09/24/96	tdw
	Methylene chloride	ND	5.	ug/L	09/24/96	tdw
	4-Methyl-2-pentanone (MIBK)	ND	50.	ug/L	09/24/96	tdw
	Styrene	ND	5.	ug/L	09/24/96	tdw
	1,1,2,2-Tetrachloroethane	ND	5.	ug/L	09/24/96	tdw
	Tetrachloroethene	ND	5.	ug/L	09/24/96	tdw
	Toluene	9	5.	ug/L	09/24/96	tdw
	1,1,1-Trichloroethane	ND	5.	ug/L	09/24/96	tdw
	1,1,2-Trichloroethane	ND	5.	ug/L	09/24/96	tdw
	Trichloroethene	ND	5.	ug/L	09/24/96	tdw
	Vinyl acetate	ND	50.	ug/L	09/24/96	tdw
	Vinyl chloride	ND	10.	ug/L	09/24/96	tdw
	Xylenes (total)	170	5.	ug/L	09/24/96	tdw

The analytical results, opinions or interpretations contained in this report are based upon information and material supplied by the client for whose exclusive and confidential use this report has been made. The analytical results, opinions or interpretations expressed represent the best judgment of Core Laboratories. Core Laboratories, however, makes no warranty or representation, express or implied, of any type, and expressly disclaims same as to the productivity, proper operations or profitableness of any oil, gas, coal or other mineral property, well or sand in connection with which such report is used or relied upon for any reason whatsoever. This report shall not be reproduced, in whole or in part, without the written approval of Core Laboratories.

CORE LABORATORIES

QUALITY CONTROL RESULTS

Job Number: 962612 Date: 10/16/96

CUSTOMER: Daniel B. Stephens & Associates PROJECT: 6033.3 ENRON-ROSWELL ATTN: Bob Marley

Test Method.....: SW-846 6010A
Method Description.: Metals Analysis (ICAP)
Parameter.....: Arsenic (As)
Batch.....: 13697
Reporting Limit...: 0.05
Units.....: mg/L
Analyst...: smh

QC	Lab ID	Reagent	QC Result	QC Result	True Value	Orig. Value	Calc. Result	Units	Date/Time
ICV		960716T	2.07529		2.00		103.8	% REC	09/24/96 1033
ICB		960920Z	-0.00039						09/24/96 1130
ISB		960630H	1.02053		1.000		102.1	% REC	09/24/96 1151
CRI		960701T	0.01247		0.5000		2.5	% REC	09/24/96 1301
CCV		960809Z	2.61522		2.5		104.6	% REC	09/24/96 1350
CCB		960920Z	0.00287						09/24/96 1434
CCV		960809Z	2.54251		2.5		101.7	% REC	09/24/96 1534
CCB		960920Z	0.00066						09/24/96 1547
CRI		960701T	0.01196		0.5000		2.4	% REC	09/24/96 1559
ISB		960630H	0.95473		1.000		95.5	% REC	09/24/96 1609
CCV		960809Z	2.53465		2.5		101.4	% REC	09/24/96 1615
CCB		960920Z	-0.00035						09/24/96 1622
CCV		960809Z	2.52608		2.5		101.0	% REC	09/24/96 1918
CCB		960920Z	0.00160						09/24/96 1927
CCV		960809Z	2.53336		2.5		101.3	% REC	09/24/96 2036
CCB		960920Z	0.00090						09/24/96 2058
CCV		960809Z	2.53000		2.5		101.2	% REC	09/24/96 2159
CCB		960920Z	-0.00145						09/24/96 2204
MB		0924	-0.00203						09/24/96 2312
LCS		960923H	0.96444		1.00		96.4	% REC	09/24/96 2330
CCV		960809Z	2.54596		2.5		101.8	% REC	09/24/96 2336
CCB		960920Z	0.00498						09/24/96 2340
MD	962570-1		0.00244			0.00218	0.00026	ABS Diff.	09/24/96 2346
MS	962570-2	960917G	0.96213		1.000	0.00186	96.0	% REC	09/24/96 2351
MSD	962570-2	960917G	0.93272	0.96213	1.000	0.00186	93.1	% REC	09/24/96 2359
							3.1	RPD	
CCV		960809Z	2.55637		2.5		102.3	% REC	09/25/96 0046
CCB		960920Z	0.00086						09/25/96 0121
CCV		960809Z	2.55453		2.5		102.2	% REC	09/25/96 0159
CCB		960920Z	0.00158						09/25/96 0211
MS	962594-4	960917G	1.00176		1.000	-0.00039	100.2	% REC	09/25/96 0238
MSD	962594-4	960917G	1.01461	1.00176	1.000	-0.00039	101.5	% REC	09/25/96 0240
							1.3	RPD	
CCV		960809Z	2.55862		2.5		102.3	% REC	09/25/96 0247
CCB		960920Z	-0.00136						09/25/96 0251
MD	962594-5		0.00041			0.00029	0.00012	ABS Diff.	09/25/96 0256
CCV		960809Z	2.56325		2.5		102.5	% REC	09/25/96 0321
CCB		960920Z	0.00146						09/25/96 0331
CCV		960809Z	2.57694		2.5		103.1	% REC	09/25/96 0407
CCB		960920Z	0.00043						09/25/96 0415
ISB		960630H	1.00535		1.000		100.5	% REC	09/25/96 0423
CCV		960809Z	2.57107		2.5		102.8	% REC	09/25/96 0430
CCB		960920Z	0.00074						09/25/96 0432

Test Method.....: SW-846 6010A
Method Description.: Metals Analysis (ICAP)
Parameter.....: Barium (Ba)
Batch.....: 13697
Reporting Limit...: 0.01
Units.....: mg/L
Analyst...: smh

QC	Lab ID	Reagent	QC Result	QC Result	True Value	Orig. Value	Calc. Result	Units	Date/Time
ICV		960501Q	1.00196		1.00		100.2	% REC	09/24/96 1041
ICB		960920Z	-0.00000						09/24/96 1130

The analytical results, opinions or interpretations contained in this report are based upon information and material supplied by the client for whose exclusive and confidential use this report has been made. The analytical results, opinions or interpretations expressed represent the best judgment of Core Laboratories. Core Laboratories, however, makes no warranty or representation, express or implied, of any type, and expressly disclaims same as to the productivity, proper operations or profitableness of any oil, gas, coal or other mineral, property, well or sand in connection with which such report is used or relied upon for any reason whatsoever. This report shall not be reproduced, in whole or in part, without the written approval of Core Laboratories.

CORE LABORATORIES

QUALITY CONTROL RESULTS

Job Number: 962612 Date: 10/16/96

CUSTOMER: Daniel B. Stephens & Associates PROJECT: 6033.3 ENRON-ROSWELL ATTN: Bob Marley

Test Method.....: SW-846 6010A Batch.....: 13697 Analyst...: smh
Method Description.: Metals Analysis (ICAP) Reporting Limit...: 0.01
Parameter.....: Barium (Ba) Units.....: mg/L

QC	Lab ID	Reagent	QC Result	QC Result	True Value	Orig. Value	Calc. Result	Units	Date/Time
ISB		960630H	0.53367		0.5000		106.7	% REC	09/24/96 1151
CRI		960701T	0.21332		10.00		2.1	% REC	09/24/96 1301
CCV		960809Z	5.04992		5.0		101.0	% REC	09/24/96 1350
CCB		960920Z	0.00021						09/24/96 1434
CCV		960809Z	4.84623		5.0		96.9	% REC	09/24/96 1534
CCB		960920Z	0.00031						09/24/96 1547
CRI		960701T	0.20583		10.00		2.1	% REC	09/24/96 1559
ISB		960630H	0.49068		0.5000		98.1	% REC	09/24/96 1609
CCV		960809Z	4.83340		5.0		96.7	% REC	09/24/96 1615
CCB		960920Z	0.00042						09/24/96 1622
CCV		960809Z	4.79308		5.0		95.9	% REC	09/24/96 1918
CCB		960920Z	0.00031						09/24/96 1927
CCV		960809Z	4.78749		5.0		95.7	% REC	09/24/96 2036
CCB		960920Z	-0.00010						09/24/96 2058
CCV		960809Z	4.74337		5.0		94.9	% REC	09/24/96 2159
CCB		960920Z	0.00042						09/24/96 2204
MB		0924	-0.00021						09/24/96 2312
LCS		960923H	0.93929		1.00		93.9	% REC	09/24/96 2330
CCV		960809Z	4.77282		5.0		95.5	% REC	09/24/96 2336
CCB		960920Z	0.00042						09/24/96 2340
MD	962570-1		0.04723			0.04684	0.00039	ABS Diff.	09/24/96 2346
MS	962570-2	960917G	1.05732		1.000	0.04864	100.9	% REC	09/24/96 2351
MSD	962570-2	960917G	1.02573	1.05732	1.000	0.04864	97.7	% REC	09/24/96 2359
							3.0	RPD	
CCV		960809Z	4.90167		5.0		98.0	% REC	09/25/96 0046
CCB		960920Z	-0.00000						09/25/96 0121
CCV		960809Z	5.07920		5.0		101.6	% REC	09/25/96 0159
CCB		960920Z	-0.00000						09/25/96 0211
MS	962594-4	960917G	1.15688		1.000	0.02730	113.0	% REC	09/25/96 0238
MSD	962594-4	960917G	1.16073	1.15688	1.000	0.02730	113.3	% REC	09/25/96 0240
							0.3	RPD	
CCV		960809Z	5.11615		5.0		102.3	% REC	09/25/96 0247
CCB		960920Z	0.00043						09/25/96 0251
MD	962594-5		0.08220			0.07829	4.9	RPD	09/25/96 0256
CCV		960809Z	5.07303		5.0		101.5	% REC	09/25/96 0321
CCB		960920Z	0.00000						09/25/96 0331
CCV		960809Z	5.08800		5.0		101.8	% REC	09/25/96 0407
CCB		960920Z	-0.00021						09/25/96 0415
ISB		960630H	0.53409		0.5000		106.8	% REC	09/25/96 0423
CCV		960809Z	5.07546		5.0		101.5	% REC	09/25/96 0430
CCB		960920Z	0.00053						09/25/96 0432

Test Method.....: SW-846 6010A Batch.....: 13697 Analyst...: smh
Method Description.: Metals Analysis (ICAP) Reporting Limit...: 0.005
Parameter.....: Cadmium (Cd) Units.....: mg/L

QC	Lab ID	Reagent	QC Result	QC Result	True Value	Orig. Value	Calc. Result	Units	Date/Time
ICV		960716T	2.00750		2.00		100.4	% REC	09/24/96 1033
ICB		960920Z	-0.00013						09/24/96 1130
ISB		960630H	1.05528		1.000		105.5	% REC	09/24/96 1151
CRI		960701T	0.00947		0.5000		1.9	% REC	09/24/96 1301

The analytical results, opinions or interpretations contained in this report are based upon information and material supplied by the client for whose exclusive and confidential use this report has been made. The analytical results, opinions or interpretations expressed represent the best judgment of Core Laboratories. Core Laboratories, however, makes no warranty or representation, express or implied, of any type, and expressly disclaims same as to the productivity, proper operations or profitableness of any oil, gas, coal or other mineral, property, well or sand in connection with which such report is used or relied upon for any reason whatsoever. This report shall not be reproduced, in whole or in part, without the written approval of Core Laboratories.

CORE LABORATORIES

QUALITY CONTROL RESULTS

Job Number: 962612 Date: 10/16/96

CUSTOMER: Daniel B. Stephens & Associates PROJECT: 6033.3 ENRON-ROSWELL ATTN: Bob Marley

Test Method.....: SW-846 6010A
Method Description.: Metals Analysis (ICAP)
Parameter.....: Cadmium (Cd)
Batch.....: 13697
Reporting Limit...: 0.005
Units.....: mg/L
Analyst...: smh

QC	Lab ID	Reagent	QC Result	QC Result	True Value	Orig. Value	Calc. Result	Units	Date/Time
CCV		960809Z	1.00849		1.0		100.8	% REC	09/24/96 1350
CCB		960920Z	0.00009						09/24/96 1434
CCV		960809Z	0.99681		1.0		99.7	% REC	09/24/96 1534
CCB		960920Z	-0.00034						09/24/96 1547
CRI		960701T	0.00917		0.5000		1.8	% REC	09/24/96 1559
ISB		960630H	0.99620		1.000		99.6	% REC	09/24/96 1609
CCV		960809Z	0.98620		1.0		98.6	% REC	09/24/96 1615
CCB		960920Z	-0.00020						09/24/96 1622
CCV		960809Z	0.98208		1.0		98.2	% REC	09/24/96 1918
CCB		960920Z	0.00026						09/24/96 1927
CCV		960809Z	0.98891		1.0		98.9	% REC	09/24/96 2036
CCB		960920Z	0.00039						09/24/96 2058
CCV		960809Z	0.97195		1.0		97.2	% REC	09/24/96 2159
CCB		960920Z	0.00035						09/24/96 2204
MB		0924	-0.00031						09/24/96 2312
LCS		960923H	0.97727		1.00		97.7	% REC	09/24/96 2330
CCV		960809Z	0.99769		1.0		99.8	% REC	09/24/96 2336
CCB		960920Z	-0.00030						09/24/96 2340
MD	962570-1		0.00052			0.00046	0.00006	ABS Diff.	09/24/96 2346
MS	962570-2	960917G	0.99171		1.000	0.00047	99.1	% REC	09/24/96 2351
MSD	962570-2	960917G	0.96236	0.99171	1.000	0.00047	96.2	% REC	09/24/96 2359
							3.0	RPD	
CCV		960809Z	1.04770		1.0		104.8	% REC	09/25/96 0046
CCB		960920Z	0.00023						09/25/96 0121
CCV		960809Z	1.00642		1.0		100.6	% REC	09/25/96 0159
CCB		960920Z	-0.00022						09/25/96 0211
MS	962594-4	960917G	1.04649		1.000	-0.00127	104.8	% REC	09/25/96 0238
MSD	962594-4	960917G	1.06337	1.04649	1.000	-0.00127	106.5	% REC	09/25/96 0240
							1.6	RPD	
CCV		960809Z	1.03416		1.0		103.4	% REC	09/25/96 0247
CCB		960920Z	-0.00077						09/25/96 0251
MD	962594-5		-0.00062			-0.00042	0.00020	ABS Diff.	09/25/96 0256
CCV		960809Z	1.05167		1.0		105.2	% REC	09/25/96 0321
CCB		960920Z	-0.00070						09/25/96 0331
CCV		960809Z	1.05696		1.0		105.7	% REC	09/25/96 0407
CCB		960920Z	-0.00066						09/25/96 0415
ISB		960630H	1.06948		1.000		106.9	% REC	09/25/96 0423
CCV		960809Z	1.04785		1.0		104.8	% REC	09/25/96 0430
CCB		960920Z	0.00004						09/25/96 0432

Test Method.....: SW-846 6010A
Method Description.: Metals Analysis (ICAP)
Parameter.....: Calcium (Ca)
Batch.....: 13697
Reporting Limit...: 1
Units.....: mg/L
Analyst...: smh

QC	Lab ID	Reagent	QC Result	QC Result	True Value	Orig. Value	Calc. Result	Units	Date/Time
ICV		960412S	92.33015		100.000000		92.3	% REC	09/24/96 1103
ICB		960920Z	0.00924						09/24/96 1130
ISA		960323A	456.42803		500		91.3	% REC	09/24/96 1135
ISB		960630H	430.75573		500		86.2	% REC	09/24/96 1151
CCV		960821M	95.71830		100.00		95.7	% REC	09/24/96 1345
CCB		960920Z	0.00317						09/24/96 1434

The analytical results, opinions or interpretations contained in this report are based upon information and material supplied by the client for whose exclusive and confidential use this report has been made. The analytical results, opinions or interpretations expressed represent the best judgment of Core Laboratories. Core Laboratories, however, makes no warranty or representation, express or implied, of any type, and expressly disclaims same as to the productivity, proper operations or profitableness of any oil, gas, coal or other mineral property, well or sand in connection with which such report is used or relied upon for any reason whatsoever. This report shall not be reproduced, in whole or in part, without the written approval of Core Laboratories.

CORE LABORATORIES

QUALITY CONTROL RESULTS

Job Number: 962612 Date: 10/16/96

CUSTOMER: Daniel B. Stephens & Associates PROJECT: 6033.3 ENRON-ROSWELL ATTN: Bob Marley

Test Method.....: SW-846 6010A Batch.....: 13697 Analyst...: smh
Method Description.: Metals Analysis (ICAP) Reporting Limit...: 1
Parameter.....: Calcium (Ca) Units.....: mg/L

QC	Lab ID	Reagent	QC Result	QC Result	True Value	Orig. Value	Calc. Result	Units	Date/Time
CCV		960821M	97.25587		100.00		97.3	% REC	09/24/96 1522
CCB		960920Z	-0.00326						09/24/96 1547
ISA		960323A	449.24325		500		89.8	% REC	09/24/96 1602
ISB		960630H	427.59124		500		85.5	% REC	09/24/96 1609
CCV		960821M	94.24047		100.00		94.2	% REC	09/24/96 1612
CCB		960920Z	0.01851						09/24/96 1622
CCV		960821M	93.75367		100.00		93.8	% REC	09/24/96 1907
CCB		960920Z	-0.00623						09/24/96 1927
CCV		960821M	94.31488		100.00		94.3	% REC	09/24/96 2033
CCB		960920Z	-0.00002						09/24/96 2058
CCV		960821M	93.56234		100.00		93.6	% REC	09/24/96 2157
CCB		960920Z	0.01239						09/24/96 2204
MB		0924	0.01252						09/24/96 2312
LCS		960912Y	173.32452		200.0		86.7	% REC	09/24/96 2319
CCV		960821M	95.52487		100.00		95.5	% REC	09/24/96 2334
CCB		960920Z	0.01553						09/24/96 2340
MD	962570-1		44.82091			43.96529	1.9	RPD	09/24/96 2346
MS	962570-2	960917G	93.36354		50.000	46.77722	93.2	% REC	09/24/96 2351
MSD	962570-2	960917G	90.11122	93.36354	50.000	46.77722	86.7	% REC	09/24/96 2359
							3.5	RPD	
CCV		960821M	96.91074		100.00		96.9	% REC	09/25/96 0040
CCB		960920Z	0.01240						09/25/96 0121
CCV		960821M	104.51561		100.00		104.5	% REC	09/25/96 0155
CCB		960920Z	0.00313						09/25/96 0211
MS	962594-4	960917G	98.43799		50.000	43.52572	109.8	% REC	09/25/96 0238
MSD	962594-4	960917G	99.57582	98.43799	50.000	43.52572	112.1	% REC	09/25/96 0240
							1.1	RPD	
CCV		960821M	106.54960		100.00		106.5	% REC	09/25/96 0245
CCB		960920Z	0.01856						09/25/96 0251
MD	962594-5		50.54542			48.13012	4.9	RPD	09/25/96 0256
CCV		960821M	109.04252		100.00		109.0	% REC	09/25/96 0319
CCB		960920Z	0.00633						09/25/96 0331
CCV		960821M	108.85523		100.00		108.9	% REC	09/25/96 0404
CCB		960920Z	0.00933						09/25/96 0415
ISA		960323A	517.88476		500		103.6	% REC	09/25/96 0418
ISB		960630H	488.76049		500		97.8	% REC	09/25/96 0423
CCV		960821M	107.33901		100.00		107.3	% REC	09/25/96 0428
CCB		960920Z	0.03102						09/25/96 0432

Test Method.....: SW-846 6010A Batch.....: 13697 Analyst...: smh
Method Description.: Metals Analysis (ICAP) Reporting Limit...: 0.01
Parameter.....: Chromium (Cr) Units.....: mg/L

QC	Lab ID	Reagent	QC Result	QC Result	True Value	Orig. Value	Calc. Result	Units	Date/Time
ICV		960716T	1.98127		2.00		99.1	% REC	09/24/96 1033
ICB		960920Z	-0.00027						09/24/96 1130
ISB		960630H	0.55882		0.5000		111.8	% REC	09/24/96 1151
CRI		960701T	0.02273		1.000		2.3	% REC	09/24/96 1301
CCV		960809Z	2.49109		2.5		99.6	% REC	09/24/96 1350
CCB		960920Z	0.00166						09/24/96 1434
CCV		960809Z	2.47736		2.5		99.1	% REC	09/24/96 1534

The analytical results, opinions or interpretations contained in this report are based upon information and material supplied by the client for whose exclusive and confidential use this report has been made. The analytical results, opinions or interpretations expressed represent the best judgment of Core Laboratories. Core Laboratories, however, makes no warranty or representation, express or implied, of any type, and expressly disclaims same as to the productivity, proper operations or profitableness of any oil, gas, coal or other mineral, property, well or sand in connection with which such report is used or relied upon for any reason whatsoever. This report shall not be reproduced, in whole or in part, without the written approval of Core Laboratories.

CORE LABORATORIES

QUALITY CONTROL RESULTS

Job Number: 962612 Date: 10/16/96

CUSTOMER: Daniel B. Stephens & Associates PROJECT: 6033.3 ENRON-ROSWELL ATTN: Bob Marley

Test Method.....: SW-846 6010A Batch.....: 13697 Analyst...: smh
Method Description.: Metals Analysis (ICAP) Reporting Limit...: 0.01
Parameter.....: Chromium (Cr) Units.....: mg/L

QC	Lab ID	Reagent	QC Result	QC Result	True Value	Orig. Value	Calc. Result	Units	Date/Time
CCB		960920Z	0.00000						09/24/96 1547
CRI		960701T	0.02245		1.000		2.2	% REC	09/24/96 1559
ISB		960630H	0.52776		0.5000		105.6	% REC	09/24/96 1609
CCV		960809Z	2.44922		2.5		98.0	% REC	09/24/96 1615
CCB		960920Z	-0.00027						09/24/96 1622
CCV		960809Z	2.44701		2.5		97.9	% REC	09/24/96 1918
CCB		960920Z	-0.00083						09/24/96 1927
CCV		960809Z	2.45920		2.5		98.4	% REC	09/24/96 2036
CCB		960920Z	0.00000						09/24/96 2058
CCV		960809Z	2.42772		2.5		97.1	% REC	09/24/96 2159
CCB		960920Z	-0.00000						09/24/96 2204
MB		0924	0.00111						09/24/96 2312
LCS		960923H	0.95498		1.00		95.5	% REC	09/24/96 2330
CCV		960809Z	2.47348		2.5		98.9	% REC	09/24/96 2336
CCB		960920Z	0.00110						09/24/96 2340
MD	962570-1		0.00058			0.00224	0.00166	ABS Diff.	09/24/96 2346
MS	962570-2	960917G	0.98445		1.000	0.00141	98.3	% REC	09/24/96 2351
MSD	962570-2	960917G	0.95311	0.98445	1.000	0.00141	95.2	% REC	09/24/96 2359
							3.2	RPD	
CCV		960809Z	2.57802		2.5		103.1	% REC	09/25/96 0046
CCB		960920Z	-0.00083						09/25/96 0121
CCV		960809Z	2.55764		2.5		102.3	% REC	09/25/96 0159
CCB		960920Z	-0.00079						09/25/96 0211
MS	962594-4	960917G	1.06217		1.000	0.00053	106.2	% REC	09/25/96 0238
MSD	962594-4	960917G	1.07903	1.06217	1.000	0.00053	107.8	% REC	09/25/96 0240
							1.6	RPD	
CCV		960809Z	2.62851		2.5		105.1	% REC	09/25/96 0247
CCB		960920Z	0.00052						09/25/96 0251
MD	962594-5		0.00216			0.00084	0.00132	ABS Diff.	09/25/96 0256
CCV		960809Z	2.65406		2.5		106.2	% REC	09/25/96 0321
CCB		960920Z	-0.00078						09/25/96 0331
CCV		960809Z	2.65708		2.5		106.3	% REC	09/25/96 0407
CCB		960920Z	-0.00105						09/25/96 0415
ISB		960630H	0.58254		0.5000		116.5	% REC	09/25/96 0423
CCV		960809Z	2.64260		2.5		105.7	% REC	09/25/96 0430
CCB		960920Z	0.00105						09/25/96 0432

Test Method.....: SW-846 6010A Batch.....: 13697 Analyst...: smh
Method Description.: Metals Analysis (ICAP) Reporting Limit...: 0.5
Parameter.....: Magnesium (Mg) Units.....: mg/L

QC	Lab ID	Reagent	QC Result	QC Result	True Value	Orig. Value	Calc. Result	Units	Date/Time
ICV		960412S	100.13902		100.000000		100.1	% REC	09/24/96 1103
ICB		960920Z	0.02886						09/24/96 1130
ISA		960323A	583.60357		500		116.7	% REC	09/24/96 1135
ISB		960630H	553.14416		500		110.6	% REC	09/24/96 1151
CCV		960821M	100.89185		100.00		100.9	% REC	09/24/96 1345
CCB		960920Z	0.00666						09/24/96 1434
CCV		960821M	102.25759		100.00		102.3	% REC	09/24/96 1522
CCB		960920Z	0.00444						09/24/96 1547
ISA		960323A	568.37048		500		113.7	% REC	09/24/96 1602

The analytical results, opinions or interpretations contained in this report are based upon information and material supplied by the client for whose exclusive and confidential use this report has been made. The analytical results, opinions or interpretations expressed represent the best judgment of Core Laboratories. Core Laboratories, however, makes no warranty or representation, express or implied, of any type, and expressly disclaims same as to the productivity, proper operations or profitableness of any oil, gas, coal or other mineral, property, well or sand in connection with which such report is used or relied upon for any reason whatsoever. This report shall not be reproduced, in whole or in part, without the written approval of Core Laboratories.

CORE LABORATORIES

QUALITY CONTROL RESULTS

Job Number: 962612 Date: 10/16/96

CUSTOMER: Daniel B. Stephens & Associates PROJECT: 6033.3 ENRON-ROSWELL ATTN: Bob Marley

Test Method.....: SW-846 6010A Batch.....: 13697 Analyst...: smh
Method Description.: Metals Analysis (ICAP) Reporting Limit...: 0.5
Parameter.....: Magnesium (Mg) Units.....: mg/L

QC	Lab ID	Reagent	QC Result	QC Result	True Value	Orig. Value	Calc. Result	Units	Date/Time
ISB		960630H	539.88244		500		108.0	% REC	09/24/96 1609
CCV		960821M	98.48432		100.00		98.5	% REC	09/24/96 1612
CCB		960920Z	0.01999						09/24/96 1622
CCV		960821M	97.62918		100.00		97.6	% REC	09/24/96 1907
CCB		960920Z	-0.01332						09/24/96 1927
CCV		960821M	97.98679		100.00		98.0	% REC	09/24/96 2033
CCB		960920Z	0.00000						09/24/96 2058
CCV		960821M	97.24468		100.00		97.2	% REC	09/24/96 2157
CCB		960920Z	0.01776						09/24/96 2204
MB		0924	0.01332						09/24/96 2312
LCS		960912Y	188.00860		200.0		94.0	% REC	09/24/96 2319
CCV		960821M	98.92594		100.00		98.9	% REC	09/24/96 2334
CCB		960920Z	0.03775						09/24/96 2340
MD	962570-1		10.11424			9.90325	2.1	RPD	09/24/96 2346
MS	962570-2	960917G	58.53337		50.000	10.51401	96.0	% REC	09/24/96 2351
MSD	962570-2	960917G	56.58781	58.53337	50.000	10.51401	92.1	% REC	09/24/96 2359
							3.4	RPD	
CCV		960821M	100.05863		100.00		100.1	% REC	09/25/96 0040
CCB		960920Z	0.03331						09/25/96 0121
CCV		960821M	106.27510		100.00		106.3	% REC	09/25/96 0155
CCB		960920Z	0.00222						09/25/96 0211
MS	962594-4	960917G	62.67663		50.000	8.11425	109.1	% REC	09/25/96 0238
MSD	962594-4	960917G	63.23210	62.67663	50.000	8.11425	110.2	% REC	09/25/96 0240
							0.9	RPD	
CCV		960821M	107.38726		100.00		107.4	% REC	09/25/96 0245
CCB		960920Z	0.03777						09/25/96 0251
MD	962594-5		9.12076			8.68972	4.8	RPD	09/25/96 0256
CCV		960821M	109.09143		100.00		109.1	% REC	09/25/96 0319
CCB		960920Z	-0.00444						09/25/96 0331
CCV		960821M	108.94245		100.00		108.9	% REC	09/25/96 0404
CCB		960920Z	0.00444						09/25/96 0415
ISA		960323A	533.79791		500		106.8	% REC	09/25/96 0418
ISB		960630H	504.04486		500		100.8	% REC	09/25/96 0423
CCV		960821M	92.79498		100.00		92.8	% REC	09/25/96 0428
CCB		960920Z	0.01913						09/25/96 0432

Test Method.....: SW-846 6010A Batch.....: 13697 Analyst...: smh
Method Description.: Metals Analysis (ICAP) Reporting Limit...: 0.01
Parameter.....: Manganese (Mn) Units.....: mg/L

QC	Lab ID	Reagent	QC Result	QC Result	True Value	Orig. Value	Calc. Result	Units	Date/Time
ICV		960716T	2.01164		2.00		100.6	% REC	09/24/96 1033
ICB		960920Z	0.00058						09/24/96 1130
ISB		960630H	0.53111		0.5000		106.2	% REC	09/24/96 1151
CRI		960701T	0.02503		1.000		2.5	% REC	09/24/96 1301
CCV		960809Z	4.99292		5.0		99.9	% REC	09/24/96 1350
CCB		960920Z	-0.00000						09/24/96 1434
CCV		960809Z	4.93977		5.0		98.8	% REC	09/24/96 1534
CCB		960920Z	-0.00019						09/24/96 1547
CRI		960701T	0.02365		1.000		2.4	% REC	09/24/96 1559
ISB		960630H	0.49328		0.5000		98.7	% REC	09/24/96 1609

The analytical results, opinions or interpretations contained in this report are based upon information and material supplied by the client for whose exclusive and confidential use this report has been made. The analytical results, opinions or interpretations expressed represent the best judgment of Core Laboratories. Core Laboratories, however, makes no warranty or representation, express or implied, of any type, and expressly disclaims same as to the productivity, proper operations or profitableness of any oil, gas, coal or other mineral, property, well or sand in connection with which such report is used or relied upon for any reason whatsoever. This report shall not be reproduced, in whole or in part, without the written approval of Core Laboratories.

CORE LABORATORIES

QUALITY CONTROL RESULTS

Job Number: 962612 Date: 10/16/96

CUSTOMER: Daniel B. Stephens & Associates PROJECT: 6033.3 ENRON-ROSWELL ATTN: Bob Marley

Test Method.....: SW-846 6010A
Method Description.: Metals Analysis (ICAP)
Parameter.....: Manganese (Mn)
Batch.....: 13697
Reporting Limit...: 0.01
Units.....: mg/L
Analyst...: smh

QC	Lab ID	Reagent	QC Result	QC Result	True Value	Orig. Value	Calc. Result	Units	Date/Time
CCV		960809Z	4.87112		5.0		97.4	% REC	09/24/96 1615
CCB		960920Z	0.00039						09/24/96 1622
CCV		960809Z	4.85695		5.0		97.1	% REC	09/24/96 1918
CCB		960920Z	0.00019						09/24/96 1927
CCV		960809Z	4.87014		5.0		97.4	% REC	09/24/96 2036
CCB		960920Z	0.00000						09/24/96 2058
CCV		960809Z	4.80793		5.0		96.2	% REC	09/24/96 2159
CCB		960920Z	0.00019						09/24/96 2204
MB		0924	0.00039						09/24/96 2312
LCS		960923H	0.95624		1.00		95.6	% REC	09/24/96 2330
CCV		960809Z	4.91325		5.0		98.3	% REC	09/24/96 2336
CCB		960920Z	0.00039						09/24/96 2340
MD	962570-1		0.09805			0.09609	2.0	RPD	09/24/96 2346
MS	962570-2	960917G	1.10055		1.000	0.09371	100.7	% REC	09/24/96 2351
MSD	962570-2	960917G	1.06676	1.10055	1.000	0.09371	97.3	% REC	09/24/96 2359
							3.1	RPD	
CCV		960809Z	5.09417		5.0		101.9	% REC	09/25/96 0046
CCB		960920Z	-0.00039						09/25/96 0121
CCV		960809Z	5.13713		5.0		102.7	% REC	09/25/96 0159
CCB		960920Z	0.00037						09/25/96 0211
MS	962594-4	960917G	1.11454		1.000	0.00957	110.5	% REC	09/25/96 0238
MSD	962594-4	960917G	1.12594	1.11454	1.000	0.00957	111.6	% REC	09/25/96 0240
							1.0	RPD	
CCV		960809Z	5.25654		5.0		105.1	% REC	09/25/96 0247
CCB		960920Z	0.00056						09/25/96 0251
MD	962594-5		0.45299			0.43170	4.8	RPD	09/25/96 0256
CCV		960809Z	5.29144		5.0		105.8	% REC	09/25/96 0321
CCB		960920Z	0.00019						09/25/96 0331
CCV		960809Z	5.29284		5.0		105.9	% REC	09/25/96 0407
CCB		960920Z	0.00038						09/25/96 0415
ISB		960630H	0.55067		0.5000		110.1	% REC	09/25/96 0423
CCV		960809Z	5.26054		5.0		105.2	% REC	09/25/96 0430
CCB		960920Z	-0.00000						09/25/96 0432

Test Method.....: SW-846 6010A
Method Description.: Metals Analysis (ICAP)
Parameter.....: Potassium (K)
Batch.....: 13697
Reporting Limit...: 5
Units.....: mg/L
Analyst...: smh

QC	Lab ID	Reagent	QC Result	QC Result	True Value	Orig. Value	Calc. Result	Units	Date/Time
ICV		960412S	54.41766		50.000000		108.8	% REC	09/24/96 1103
ICB		960920Z	-0.04683						09/24/96 1130
ISB		960630H	10.69121		10.000		106.9	% REC	09/24/96 1151
CRI		960701T	6.72493		500.00		1.3	% REC	09/24/96 1301
CCV		960821M	95.08898		100.00		95.1	% REC	09/24/96 1345
CCB		960920Z	-0.06014						09/24/96 1434
CCV		960821M	97.21363		100.00		97.2	% REC	09/24/96 1522
CCB		960920Z	0.04844						09/24/96 1547
CRI		960701T	6.49968		500.00		1.3	% REC	09/24/96 1559
ISB		960630H	9.36373		10.000		93.6	% REC	09/24/96 1609
CCV		960821M	90.58828		100.00		90.6	% REC	09/24/96 1612
CCB		960920Z	0.02881						09/24/96 1622

The analytical results, opinions or interpretations contained in this report are based upon information and material supplied by the client for whose exclusive and confidential use this report has been made. The analytical results, opinions or interpretations expressed represent the best judgment of Core Laboratories. Core Laboratories, however, makes no warranty or representation, express or implied, of any type, and expressly disclaims same as to the productivity, proper operations or profitableness of any oil, gas, coal or other minerals, property, well or sand in connection with which such report is used or relied upon for any reason whatsoever. This report shall not be reproduced, in whole or in part, without the written approval of Core Laboratories.

CORE LABORATORIES

QUALITY CONTROL RESULTS

Job Number: 962612 Date: 10/16/96

CUSTOMER: Daniel B. Stephens & Associates PROJECT: 6033.3 ENRON-ROSWELL ATTN: Bob Marley

Test Method.....: SW-846 6010A
Method Description.: Metals Analysis (ICAP)
Parameter.....: Potassium (K)
Batch.....: 13697
Reporting Limit...: 5
Units.....: mg/L
Analyst...: smh

QC	Lab ID	Reagent	QC Result	QC Result	True Value	Orig. Value	Calc. Result	Units	Date/Time
CCV		960821M	94.38165		100.00		94.4	% REC	09/24/96 1907
CCB		960920Z	0.10204						09/24/96 1927
CCV		960821M	95.10633		100.00		95.1	% REC	09/24/96 2033
CCB		960920Z	0.10188						09/24/96 2058
CCV		960821M	93.71598		100.00		93.7	% REC	09/24/96 2157
CCB		960920Z	0.03089						09/24/96 2204
MB		0924	0.25673						09/24/96 2312
LCS		960912Y	49.50689		50.000000		99.0	% REC	09/24/96 2328
CCV		960821M	95.43072		100.00		95.4	% REC	09/24/96 2334
CCB		960920Z	0.09037						09/24/96 2340
MD	962570-1		3.33261			3.32272	0.00989	ABS Diff.	09/24/96 2346
MS	962570-2	960917G	54.50679		50.000	3.34073	102.3	% REC	09/24/96 2351
MSD	962570-2	960917G	53.11808	54.50679	50.000	3.34073	99.6	% REC	09/24/96 2359
							2.6	RPD	
CCV		960821M	97.53737		100.00		97.5	% REC	09/25/96 0040
CCB		960920Z	0.16276						09/25/96 0121
CCV		960821M	101.81933		100.00		101.8	% REC	09/25/96 0155
CCB		960920Z	-0.03606						09/25/96 0211
MS	962594-4	960917G	59.68731		50.000	2.93602	113.5	% REC	09/25/96 0238
MSD	962594-4	960917G	61.84897	59.68731	50.000	2.93602	117.8	% REC	09/25/96 0240
							3.6	RPD	
CCV		960821M	103.74128		100.00		103.7	% REC	09/25/96 0245
CCB		960920Z	-0.08373						09/25/96 0251
MD	962594-5		3.09608			3.06145	0.03463	ABS Diff.	09/25/96 0256
CCV		960821M	101.63664		100.00		101.6	% REC	09/25/96 0319
CCB		960920Z	-0.04622						09/25/96 0331
CCV		960821M	102.11951		100.00		102.1	% REC	09/25/96 0404
CCB		960920Z	0.00023						09/25/96 0415
ISB		960630H	10.94360		10.000		109.4	% REC	09/25/96 0423
CCV		960821M	95.01914		100.00		95.0	% REC	09/25/96 0428
CCB		960920Z	0.13709						09/25/96 0432

Test Method.....: SW-846 6010A
Method Description.: Metals Analysis (ICAP)
Parameter.....: Silver (Ag)
Batch.....: 13697
Reporting Limit...: 0.01
Units.....: mg/L
Analyst...: smh

QC	Lab ID	Reagent	QC Result	QC Result	True Value	Orig. Value	Calc. Result	Units	Date/Time
ICV		960501Q	1.02908		1.00		102.9	% REC	09/24/96 1041
ICB		960920Z	0.00185						09/24/96 1130
CCV		960821M	2.74444		2.500		109.8	% REC	09/24/96 1345
CCB		960920Z	0.00136						09/24/96 1434
CCV		960821M	2.71842		2.500		108.7	% REC	09/24/96 1522
CCB		960920Z	0.00025						09/24/96 1547
CRI		960701T	-0.00228		1.000		-0.2	% REC	09/24/96 1559
ISB		960630H	1.08691		1.000		108.7	% REC	09/24/96 1609
CCV		960821M	2.58477		2.500		103.4	% REC	09/24/96 1612
CCB		960920Z	-0.00164						09/24/96 1622
CCV		960821M	2.55520		2.500		102.2	% REC	09/24/96 1907
CCB		960920Z	-0.00246						09/24/96 1927
CCV		960821M	2.56493		2.500		102.6	% REC	09/24/96 2033
CCB		960920Z	0.00020						09/24/96 2058

The analytical results, opinions or interpretations contained in this report are based upon information and material supplied by the client for whose exclusive and confidential use this report has been made. The analytical results, opinions or interpretations expressed represent the best judgment of Core Laboratories. Core Laboratories, however, makes no warranty or representation, express or implied, of any type, and expressly disclaims same as to the productivity, proper operations or profitableness of any oil, gas, coal or other mineral property, well or sand in connection with which such report is used or relied upon for any reason whatsoever. This report shall not be reproduced, in whole or in part, without the written approval of Core Laboratories.

CORE LABORATORIES

QUALITY CONTROL RESULTS

Job Number: 962612 Date: 10/16/96

CUSTOMER: Daniel B. Stephens & Associates PROJECT: 6033.3 ENRON-ROSWELL ATTN: Bob Marley

Test Method.....: SW-846 6010A
Method Description.: Metals Analysis (ICAP)
Parameter.....: Silver (Ag)
Batch.....: 13697
Reporting Limit...: 0.01
Units.....: mg/L
Analyst...: smh

QC	Lab ID	Reagent	QC Result	QC Result	True Value	Orig. Value	Calc. Result	Units	Date/Time
CCV		960821M	2.54934		2.500		102.0	% REC	09/24/96 2157
CCB		960920Z	-0.00020						09/24/96 2204
MB		0924	0.00027						09/24/96 2312
LCS		960923H	0.92596		1.00		92.6	% REC	09/24/96 2330
CCV		960821M	2.56648		2.500		102.7	% REC	09/24/96 2334
CCB		960920Z	-0.00101						09/24/96 2340
MD	962570-1		0.00003			0.00155	0.00152	ABS Diff.	09/24/96 2346
MS	962570-2	960917G	0.91543		1.000	0.00167	91.4	% REC	09/24/96 2351
MSD	962570-2	960917G	0.86333	0.91543	1.000	0.00167	86.2	% REC	09/24/96 2359
							5.9	RPD	
CCV		960821M	2.58729		2.500		103.5	% REC	09/25/96 0040
CCB		960920Z	-0.00020						09/25/96 0121
CCV		960821M	2.66664		2.500		106.7	% REC	09/25/96 0155
CCB		960920Z	-0.00052						09/25/96 0211
MS	962594-4	960917G	1.04286		1.000	0.00140	104.1	% REC	09/25/96 0238
MSD	962594-4	960917G	1.03355	1.04286	1.000	0.00140	103.2	% REC	09/25/96 0240
							0.9	RPD	
CCV		960821M	2.67782		2.500		107.1	% REC	09/25/96 0245
CCB		960920Z	-0.00050						09/25/96 0251
MD	962594-5		0.00036			0.00216	0.00180	ABS Diff.	09/25/96 0256
CCV		960821M	2.66889		2.500		106.8	% REC	09/25/96 0319
CCB		960920Z	-0.00108						09/25/96 0331
CCV		960821M	2.68569		2.500		107.4	% REC	09/25/96 0404
CCB		960920Z	-0.00339						09/25/96 0415
ISB		960630H	1.17635		1.000		117.6	% REC	09/25/96 0423
CCV		960821M	2.64817		2.500		105.9	% REC	09/25/96 0428
CCB		960920Z	-0.00281						09/25/96 0432

Test Method.....: SW-846 6010A
Method Description.: Metals Analysis (ICAP)
Parameter.....: Sodium (Na)
Batch.....: 13697
Reporting Limit...: 1
Units.....: mg/L
Analyst...: smh

QC	Lab ID	Reagent	QC Result	QC Result	True Value	Orig. Value	Calc. Result	Units	Date/Time
ICV		960412S	101.95912		100.000000		102.0	% REC	09/24/96 1103
ICB		960920Z	0.00077						09/24/96 1130
CRI		960701T	7.17873		500.00		1.4	% REC	09/24/96 1301
CCV		960821M	52.44152		50.000		104.9	% REC	09/24/96 1345
CCB		960920Z	0.00115						09/24/96 1434
CCV		960821M	54.13324		50.000		108.3	% REC	09/24/96 1522
CCB		960920Z	0.00064						09/24/96 1547
CRI		960701T	6.63897		500.00		1.3	% REC	09/24/96 1559
CCV		960821M	48.63311		50.000		97.3	% REC	09/24/96 1612
CCB		960920Z	0.04381						09/24/96 1622
CCV		960821M	50.18759		50.000		100.4	% REC	09/24/96 1907
CCB		960920Z	-0.00208						09/24/96 1927
CCV		960821M	50.50937		50.000		101.0	% REC	09/24/96 2033
CCB		960920Z	-0.00299						09/24/96 2058
CCV		960821M	49.94113		50.000		99.9	% REC	09/24/96 2157
CCB		960920Z	0.00255						09/24/96 2204
MB		0924	0.02649						09/24/96 2312
LCS		960912Y	91.97200		100.000000		92.0	% REC	09/24/96 2328

The analytical results, opinions or interpretations contained in this report are based upon information and material supplied by the client for whose exclusive and confidential use this report has been made. The analytical results, opinions or interpretations expressed represent the best judgment of Core Laboratories. Core Laboratories, however, makes no warranty or representation, express or implied, of any type, and expressly disclaims same as to the productivity, proper operations or profitableness of any oil, gas, coal or other mineral property, well or sand in connection with which such report is used or relied upon for any reason whatsoever. This report shall not be reproduced, in whole or in part, without the written approval of Core Laboratories.

CORE LABORATORIES

QUALITY CONTROL RESULTS

Job Number: 962612 Date: 10/16/96

CUSTOMER: Daniel B. Stephens & Associates PROJECT: 6033.3 ENRON-ROSWELL ATTN: Bob Marley

Test Method.....: SW-846 6010A
Method Description.: Metals Analysis (ICAP)
Parameter.....: Sodium (Na)
Batch.....: 13697
Reporting Limit...: 1
Units.....: mg/L
Analyst...: smh

QC	Lab ID	Reagent	QC Result	QC Result	True Value	Orig. Value	Calc. Result	Units	Date/Time
CCV		960821M	50.39822		50.000		100.8	% REC	09/24/96 2334
CCB		960920Z	0.01407						09/24/96 2340
MD	962570-1		38.36626			37.70232	1.7	RPD	09/24/96 2346
MS	962570-2	960917G	92.87368		50.000	39.92289	105.9	% REC	09/24/96 2351
MSD	962570-2	960917G	90.01290	92.87368	50.000	39.92289	100.2	% REC	09/24/96 2359
							3.1	RPD	
CCV		960821M	51.06403		50.000		102.1	% REC	09/25/96 0040
CCB		960920Z	0.01369						09/25/96 0121
CCV		960821M	52.71476		50.000		105.4	% REC	09/25/96 0155
CCB		960920Z	0.00114						09/25/96 0211
CCV		960821M	53.55205		50.000		107.1	% REC	09/25/96 0245
CCB		960920Z	0.02609						09/25/96 0251
MD	962594-5		36.78205			34.98975	5.0	RPD	09/25/96 0256
CCV		960821M	52.70158		50.000		105.4	% REC	09/25/96 0319
CCB		960920Z	-0.00378						09/25/96 0331
CCV		960821M	52.96947		50.000		105.9	% REC	09/25/96 0404
CCB		960920Z	-0.01097						09/25/96 0415
CCV		960821M	51.99775		50.000		104.0	% REC	09/25/96 0428
CCB		960920Z	0.01057						09/25/96 0432

Test Method.....: SW-846 6010A
Method Description.: Metals Analysis (ICAP Trace)
Parameter.....: Lead (Pb)
Batch.....: 13697
Reporting Limit...: 0.05
Units.....: mg/L
Analyst...: smh

QC	Lab ID	Reagent	QC Result	QC Result	True Value	Orig. Value	Calc. Result	Units	Date/Time
ICV		960716T	2.04017		2.00		102.0	% REC	09/24/96 1033
ICB		960920Z	0.00032						09/24/96 1130
ISB		960630H	1.11980		1.000		112.0	% REC	09/24/96 1151
CRI		960701T	0.01154		0.3000		3.8	% REC	09/24/96 1301
CCV		960809Z	1.01907		1.0		101.9	% REC	09/24/96 1350
CCB		960920Z	-0.00143						09/24/96 1434
CCV		960809Z	1.00779		1.0		100.8	% REC	09/24/96 1534
CCB		960920Z	-0.00224						09/24/96 1547
CRI		960701T	0.00333		0.3000		1.1	% REC	09/24/96 1559
ISB		960630H	1.05105		1.000		105.1	% REC	09/24/96 1609
CCV		960809Z	1.00955		1.0		101.0	% REC	09/24/96 1615
CCB		960920Z	0.00054						09/24/96 1622
CCV		960809Z	0.99811		1.0		99.8	% REC	09/24/96 1918
CCB		960920Z	-0.00267						09/24/96 1927
CCV		960809Z	0.99869		1.0		99.9	% REC	09/24/96 2036
CCB		960920Z	-0.00060						09/24/96 2058
CCV		960809Z	0.99414		1.0		99.4	% REC	09/24/96 2159
CCB		960920Z	-0.00062						09/24/96 2204
MB		0924	-0.00147						09/24/96 2312
LCS		960923H	0.97873		1.00		97.9	% REC	09/24/96 2330
CCV		960809Z	1.02423		1.0		102.4	% REC	09/24/96 2336
CCB		960920Z	0.00099						09/24/96 2340
MD	962570-1		0.00665			0.00647	0.00018	ABS Diff.	09/24/96 2346
MS	962570-2	960917G	1.03702		1.000	0.00503	103.2	% REC	09/24/96 2351
MSD	962570-2	960917G	1.00583	1.03702	1.000	0.00503	100.1	% REC	09/24/96 2359
							3.1	RPD	

The analytical results, opinions or interpretations contained in this report are based upon information and material supplied by the client for whose exclusive and confidential use this report has been made. The analytical results, opinions or interpretations expressed represent the best judgment of Core Laboratories. Core Laboratories, however, makes no warranty or representation, express or implied, of any type, and expressly disclaims same as to the productivity, proper operations or profitableness of any oil, gas, coal or other mineral, property, well or sand in connection with which such report is used or relied upon for any reason whatsoever. This report shall not be reproduced, in whole or in part, without the written approval of Core Laboratories.

CORE LABORATORIES

QUALITY CONTROL RESULTS

Job Number: 962612 Date: 10/16/96

CUSTOMER: Daniel B. Stephens & Associates PROJECT: 6033.3 ENRON-ROSWELL ATTN: Bob Marley

Test Method.....: SW-846 6010A
Method Description.: Metals Analysis (ICAP Trace)
Parameter.....: Lead (Pb)
Batch.....: 13697
Reporting Limit...: 0.05
Units.....: mg/L
Analyst...: smh

QC	Lab ID	Reagent	QC Result	QC Result	True Value	Orig. Value	Calc. Result	Units	Date/Time
CCV		960809Z	1.04103		1.0		104.1	% REC	09/25/96 0046
CCB		960920Z	-0.00017						09/25/96 0121
CCV		960809Z	1.03496		1.0		103.5	% REC	09/25/96 0159
CCB		960920Z	-0.00041						09/25/96 0211
MS	962594-4	960917G	1.10581		1.000	0.00186	110.4	% REC	09/25/96 0238
MSD	962594-4	960917G	1.11539	1.10581	1.000	0.00186	111.4	% REC	09/25/96 0240
							0.9	RPD	
CCV		960809Z	1.07319		1.0		107.3	% REC	09/25/96 0247
CCB		960920Z	0.00123						09/25/96 0251
MD	962594-5		0.01395			0.01727	0.00332	ABS Diff.	09/25/96 0256
CCV		960809Z	1.08235		1.0		108.2	% REC	09/25/96 0321
CCB		960920Z	0.00127						09/25/96 0331
CCV		960809Z	1.09121		1.0		109.1	% REC	09/25/96 0407
CCB		960920Z	0.00095						09/25/96 0415
ISB		960630H	1.14475		1.000		114.5	% REC	09/25/96 0423
CCV		960809Z	1.08623		1.0		108.6	% REC	09/25/96 0430
CCB		960920Z	0.00124						09/25/96 0432

Test Method.....: SW-846 6010A
Method Description.: Metals Analysis (ICAP Trace)
Parameter.....: Selenium (Se)
Batch.....: 13697
Reporting Limit...: 0.1
Units.....: mg/L
Analyst...: smh

QC	Lab ID	Reagent	QC Result	QC Result	True Value	Orig. Value	Calc. Result	Units	Date/Time
ICV		960716T	2.04440		2.00		102.2	% REC	09/24/96 1033
ICB		960920Z	0.00882						09/24/96 1130
ISB		960630H	1.01561		1.000		101.6	% REC	09/24/96 1151
CRI		960701T	0.01931		0.5000		3.9	% REC	09/24/96 1301
CCV		960809Z	2.57295		2.5		102.9	% REC	09/24/96 1350
CCB		960920Z	0.00638						09/24/96 1434
CCV		960809Z	2.47567		2.5		99.0	% REC	09/24/96 1534
CCB		960920Z	-0.00031						09/24/96 1547
CRI		960701T	0.01688		0.5000		3.4	% REC	09/24/96 1559
ISB		960630H	0.93887		1.000		93.9	% REC	09/24/96 1609
CCV		960809Z	2.47586		2.5		99.0	% REC	09/24/96 1615
CCB		960920Z	0.00410						09/24/96 1622
CCV		960809Z	2.47075		2.5		98.8	% REC	09/24/96 1918
CCB		960920Z	0.00470						09/24/96 1927
CCV		960809Z	2.47273		2.5		98.9	% REC	09/24/96 2036
CCB		960920Z	-0.00351						09/24/96 2058
CCV		960809Z	2.44402		2.5		97.8	% REC	09/24/96 2159
CCB		960920Z	-0.00423						09/24/96 2204
MB		0924	-0.00359						09/24/96 2312
LCS		960923H	0.88330		1.00		88.3	% REC	09/24/96 2330
CCV		960809Z	2.48013		2.5		99.2	% REC	09/24/96 2336
CCB		960920Z	0.00111						09/24/96 2340
MD	962570-1		-0.00368			0.00070	0.00438	ABS Diff.	09/24/96 2346
MS	962570-2	960917G	0.91086		1.000	-0.00490	91.6	% REC	09/24/96 2351
MSD	962570-2	960917G	0.88600	0.91086	1.000	-0.00490	89.1	% REC	09/24/96 2359
							2.8	RPD	
CCV		960809Z	2.58232		2.5		103.3	% REC	09/25/96 0046
CCB		960920Z	-0.00234						09/25/96 0121

The analytical results, opinions or interpretations contained in this report are based upon information and material supplied by the client for whose exclusive and confidential use this report has been made. The analytical results, opinions or interpretations expressed represent the best judgment of Core Laboratories. Core Laboratories, however, makes no warranty or representation, express or implied, of any type, and expressly disclaims same as to the productivity, proper operations or profitableness of any oil, gas, coal or other mineral, property, well or sand in connection with which such report is used or relied upon for any reason whatsoever. This report shall not be reproduced, in whole or in part, without the written approval of Core Laboratories.

CORE LABORATORIES

QUALITY CONTROL RESULTS

Job Number: 962612 Date: 10/16/96

CUSTOMER: Daniel B. Stephens & Associates PROJECT: 6033.3 ENRON-ROSWELL ATTN: Bob Marley

Test Method.....: SW-846 6010A
Method Description.: Metals Analysis (ICAP Trace)
Parameter.....: Selenium (Se)
Batch.....: 13697
Reporting Limit...: 0.1
Units.....: mg/L
Analyst...: smh

QC	Lab ID	Reagent	QC Result	QC Result	True Value	Orig. Value	Calc. Result	Units	Date/Time
CCV		960809Z	2.60271		2.5		104.1	% REC	09/25/96 0159
CCB		960920Z	-0.00151						09/25/96 0211
MS	962594-4	960917G	0.98945		1.000	-0.00061	99.0	% REC	09/25/96 0238
MSD	962594-4	960917G	0.99332	0.98945	1.000	-0.00061	99.4	% REC	09/25/96 0240
							0.4	RPD	
CCV		960809Z	2.64029		2.5		105.6	% REC	09/25/96 0247
CCB		960920Z	0.00075						09/25/96 0251
MD	962594-5		0.00742			0.00604	0.00138	ABS Diff.	09/25/96 0256
CCV		960809Z	2.61761		2.5		104.7	% REC	09/25/96 0321
CCB		960920Z	-0.00618						09/25/96 0331
CCV		960809Z	2.62538		2.5		105.0	% REC	09/25/96 0407
CCB		960920Z	-0.00413						09/25/96 0415
ISB		960630H	1.02002		1.000		102.0	% REC	09/25/96 0423
CCV		960809Z	2.60281		2.5		104.1	% REC	09/25/96 0430
CCB		960920Z	0.00226						09/25/96 0432

Test Method.....: EPA 160.1
Method Description.: Solids, Total Dissolved (TDS)
Parameter.....: Solids, Total Dissolved (TDS)
Batch.....: 13776
Reporting Limit...: 10
Units.....: mg/L
Analyst...: sgm

QC	Lab ID	Reagent	QC Result	QC Result	True Value	Orig. Value	Calc. Result	Units	Date/Time
MB			0						09/26/96 1000
LCS		G960724A	498		500		99.6	% REC	09/26/96 1000
ED	962497-1		66			66	0.0	RPD	09/26/96 1000
EB	962497-1		0						09/26/96 1000
MD	962612-1		3490			3480	0.3	RPD	09/26/96 1000

Test Method.....: EPA 310.1
Method Description.: Alkalinity
Parameter.....: Alkalinity, Total as CaCO3
Batch.....: 13866
Reporting Limit...: 5
Units.....: mg/L CaCO3
Analyst...: sgm

QC	Lab ID	Reagent	QC Result	QC Result	True Value	Orig. Value	Calc. Result	Units	Date/Time
MB			0						09/30/96 1000
LCS		G960725A	108		100		108.0	% REC	09/30/96 1000
MD	962594-4		84			84	0.0	RPD	09/30/96 1000
MD	962618-4		0			0	[illegible]	ABS Diff.	09/30/96 1000
MD	962618-21		870			870	0.0	RPD	09/30/96 1000

Test Method.....: EPA 375.2
Method Description.: Sulfate (Automated MTB, AAII)
Parameter.....: Sulfate (SO4)
Batch.....: 13875
Reporting Limit...: 10.
Units.....: mg/L
Analyst...: dme

QC	Lab ID	Reagent	QC Result	QC Result	True Value	Orig. Value	Calc. Result	Units	Date/Time
ICL		G960209A	50.88395		50.0		101.8	% REC	09/30/96 2110
ICB			1.70512						09/30/96 2112
MD	962581-1		50.21557			49.64235	0.57322	ABS Diff.	09/30/96 2121
MS	962581-1	G960610A	95.06280		50.000000	49.64235	90.8	% REC	09/30/96 2124

The analytical results, opinions or interpretations contained in this report are based upon information and material supplied by the client for whose exclusive and confidential use this report has been made. The analytical results, opinions or interpretations expressed represent the best judgment of Core Laboratories. Core Laboratories, however, makes no warranty or representation, express or implied, of any type, and expressly disclaims same as to the productivity, proper operations or profitableness of any oil, gas, coal or other mineral, property, well or sand in connection with which such report is used or relied upon for any reason whatsoever. This report shall not be reproduced, in whole or in part, without the written approval of Core Laboratories.

CORE LABORATORIES

QUALITY CONTROL RESULTS

Job Number: 962612 Date: 10/16/96

CUSTOMER: Daniel B. Stephens & Associates PROJECT: 6033.3 ENRON-ROSWELL ATTN: Bob Marley

Test Method.....: EPA 375.2 Batch.....: 13875 Analyst...: dme
Method Description.: Sulfate (Automated MTB, AAII) Reporting Limit...: 10.
Parameter.....: Sulfate (SO4) Units.....: mg/L

QC	Lab ID	Reagent	QC Result	QC Result	True Value	Orig. Value	Calc. Result	Units	Date/Time
CCV		G960415E	76.05933		80		95.1	% REC	09/30/96 2146
CCB			0.46105						09/30/96 2149
LCS		G960209A	47.15471		50.0		94.3	% REC	09/30/96 2217
CCV		G960415E	75.77698		80		94.7	% REC	09/30/96 2223
CCB			0.14943						09/30/96 2226
MD	962667-1		28.26229			28.26229	0.00000	ABS Diff.	09/30/96 2240
MS	962667-1	G960610A	73.14069		50.000000	28.26229	89.8	% REC	09/30/96 2243
CCV		G960415E	76.15345		80		95.2	% REC	09/30/96 2300
CCB			0.25333						09/30/96 2303
CCV		G960415E	77.56497		80		97.0	% REC	09/30/96 2337
CCB			0.25333						09/30/96 2339

Test Method.....: SW-846 7470 Batch.....: 13891 Analyst...: lmt
Method Description.: Mercury (CVAA) Reporting Limit...: 0.0002
Parameter.....: Mercury (Hg) Units.....: mg/L

QC	Lab ID	Reagent	QC Result	QC Result	True Value	Orig. Value	Calc. Result	Units	Date/Time
ICV		960624G	0.003763		0.004000		94.1	% REC	10/01/96 1000
ICB		10016	0.000048						10/01/96 1002
MB		0930	0.000048						10/01/96 1019
CCV		960930N	0.004681		0.005000		93.6	% REC	10/01/96 1024
CCB		10016	0.000048						10/01/96 1026
MD	962612-1		0.000048			0.000048	0.00000	ABS Diff.	10/01/96 1030
MS	962612-2	960930N	0.005057		0.005000	0.000048	100.2	% REC	10/01/96 1034
MS	962626-3	960930N	0.005516		0.005000	0.000048	109.4	% REC	10/01/96 1043
CCV		960930N	0.005099		0.005000		102.0	% REC	10/01/96 1047
CCB		10016	0.000048						10/01/96 1049
CCV		960930N	0.005307		0.005000		106.1	% REC	10/01/96 1104
CCB		10016	0.000048						10/01/96 1106
EB		1311	0.000048						10/01/96 1109
SB		960930N	0.004932		0.005000		98.6	% REC	10/01/96 1111
MS	962617-3	960930N	0.005307		0.005000	0.000048	105.2	% REC	10/01/96 1115
CCV		960930N	0.004723		0.005000		94.5	% REC	10/01/96 1124
CCB		10016	0.000048						10/01/96 1126
ED	962617-10		0.000048			0.000048	0.00000	ABS Diff.	10/01/96 1136
MD	962617-10		0.000048			0.000048	0.00000	ABS Diff.	10/01/96 1139
CCV		960930N	0.004806		0.005000		96.1	% REC	10/01/96 1149
CCB		10016	0.000048						10/01/96 1151
MS	962617-12	960930N	0.005099		0.005000	0.000048	101.0	% REC	10/01/96 1156
CCV		960930N	0.005057		0.005000		101.1	% REC	10/01/96 1158
CCB		10016	0.000048						10/01/96 1200

Test Method.....: EPA 325.2 Batch.....: 13895 Analyst...: dme
Method Description.: Chloride (Colorimetric, AA II) Reporting Limit...: 0.5
Parameter.....: Chloride Units.....: mg/L

QC	Lab ID	Reagent	QC Result	QC Result	True Value	Orig. Value	Calc. Result	Units	Date/Time
ICL		G960116A	51.57063		50.0		103.1	% REC	10/01/96 0940
LCS		G960116B	9.91483		10.0		99.1	% REC	10/01/96 0942

The analytical results, opinions or interpretations contained in this report are based upon information and material supplied by the client for whose exclusive and confidential use this report has been made. The analytical results, opinions or interpretations expressed represent the best judgment of Core Laboratories. Core Laboratories, however, makes no warranty or representation, express or implied, of any type, and expressly disclaims same as to the productivity, proper operations or profitableness of any oil, gas, coal or other mineral property, well or sand in connection with which such report is used or relied upon for any reason whatsoever. This report shall not be reproduced, in whole or in part, without the written approval of Core Laboratories.

CORE LABORATORIES

QUALITY CONTROL RESULTS

Job Number: 962612 Date: 10/16/96

CUSTOMER: Daniel B. Stephens & Associates PROJECT: 6033.3 ENRON-ROSWELL ATTN: Bob Marley

Test Method.....: EPA 325.2 Batch.....: 13895 Analyst...: dme
Method Description.: Chloride (Colorimetric, AA II) Reporting Limit...: 0.5
Parameter.....: Chloride Units.....: mg/L

QC	Lab ID	Reagent	QC Result	QC Result	True Value	Orig. Value	Calc. Result	Units	Date/Time
ICB			0.04014						10/01/96 0945
CCV		G960506F	123.73740		120		103.1	% REC	10/01/96 1015
CCB			0.04014						10/01/96 1017
LCS		G960116A	52.43633		50.0		104.9	% REC	10/01/96 1042
CCV		G960506F	122.19525		120		101.8	% REC	10/01/96 1047
CCB			0.04014						10/01/96 1050
CCV		G960506F	122.27171		120		101.9	% REC	10/01/96 1120
CCB			0.04014						10/01/96 1122
MD	962681-1		7.28518			7.24141	0.6	RPD	10/01/96 1130
MS	962681-1	G960506A	57.88318		50.000000	7.24141	101.3	% REC	10/01/96 1132
MD	962681-2		7.15388			7.06635	1.2	RPD	10/01/96 1137
MS	962681-2	G960506A	60.45022		50.000000	7.06635	106.8	% REC	10/01/96 1140
CCV		G960506F	122.88583		120		102.4	% REC	10/01/96 1147
CCB			0.04014						10/01/96 1150

Test Method.....: EPA 353.2 Batch.....: 13986 Analyst...: sgm
Method Description.: Nitrogen, NO3 + NO2 (Auto Cd Red.) Reporting Limit...: 0.05
Parameter.....: Nitrate + Nitrite as N Units.....: mg/L

QC	Lab ID	Reagent	QC Result	QC Result	True Value	Orig. Value	Calc. Result	Units	Date/Time
ICL		G951016A	1.03		1.000000		103.0	% REC	10/01/96 1500
ICB			0.00						10/01/96 1500
MD	962613-1		0.76			0.75	1.3	RPD	10/01/96 1500
MS	962613-1	G951109	1.77		1.000000	0.75	102.0	% REC	10/01/96 1500
LCS		G951016A	1.03		1.000000		103.0	% REC	10/01/96 1500
CCV		G951109	1.98		2.000000		99.0	% REC	10/01/96 1500
CCB			0.00						10/01/96 1500
MD	962618-26		0.00			0.00	0	ABS Diff.	10/01/96 1500
MS	962618-26	G951109	0.79		1.000000	0.00	79.0	% REC	10/01/96 1500
CCV		G951109	1.83		2.000000		91.5	% REC	10/01/96 1500
CCB			0.00						10/01/96 1500
MD	962618-5		0.33			0.32	3.1	RPD	10/01/96 1500
MS	962618-5	G951109	1.30		1.000000	0.32	98.0	% REC	10/01/96 1500
CCV		G951109	1.80		2.000000		90.0	% REC	10/01/96 1500
CCB			0.00						10/01/96 1500
CCV		G951109	2.02		2.000000		101.0	% REC	10/01/96 1500
CCB			0.00						10/01/96 1500

The analytical results, opinions or interpretations contained in this report are based upon information and material supplied by the client for whose exclusive and confidential use this report has been made. The analytical results, opinions or interpretations expressed represent the best judgment of Core Laboratories. Core Laboratories, however, makes no warranty or representation, express or implied, of any type, and expressly disclaims same as to the productivity, proper operations or profitableness of any oil, gas, coal or other mineral, property, well or sand in connection with which such report is used or relied upon for any reason whatsoever. This report shall not be reproduced, in whole or in part, without the written approval of Core Laboratories.

CORE LABORATORIES

QUALITY CONTROL RESULTS

Job Number: 962612 Date: 10/16/96

CUSTOMER: Daniel B. Stephens & Associates PROJECT: 6033.3 ENRON-ROSWELL ATTN: Bob Marley

QC Type	Description	Reag. Code	Lab ID	Dilution Factor	Date	Time

Test Method.....: SW-846 8240 Batch.....: 13650 Analyst ...: tdw
Method Description.: Volatile Organics Units.....: ug/L

RS	Reference Standard	V960924A			09/24/96	1028

Parameter/Test Description	QC Result	QC Result	Rep. Limit	True Value	Orig. Value	Calc. Result	Units
Benzene	52.48		1.	50.00		105.0	% REC
Bromodichloromethane	51.14		5.	50.00		102.3	% REC
Bromoform	50.23		5.	49.95		100.6	% REC
Carbon tetrachloride	43.72		5.	50.00		87.4	% REC
Chlorobenzene	49.96		5.	50.00		99.9	% REC
Chloroform	51.70		5.	50.00		103.4	% REC
Dibromochloromethane	51.72		5.	49.98		103.5	% REC
1,1-Dichloroethane	55.02		5.	49.98		110.1	% REC
1,2-Dichloroethane	52.56		5.	49.98		105.2	% REC
1,1-Dichloroethene	56.62		5.	49.98		113.3	% REC
trans-1,2-Dichloroethene	55.03		5.	50.00		110.1	% REC
1,2-Dichloropropane	52.87		5.	50.00		105.7	% REC
cis-1,3-Dichloropropene	46.94		5.	50.00		93.9	% REC
trans-1,3-Dichloropropene	47.11		5.	50.00		94.2	% REC
Ethylbenzene	50.81		5.	50.00		101.6	% REC
Methylene chloride	41.09		5.	49.70		82.7	% REC
Styrene	48.18		5.	50.10		96.2	% REC
1,1,2,2-Tetrachloroethane	58.36		5.	49.98		116.8	% REC
Tetrachloroethene	35.07		5.	50.00		70.1	% REC
Toluene	48.85		5.	50.00		97.7	% REC
1,1,1-Trichloroethane	48.19		5.	49.90		96.6	% REC
1,1,2-Trichloroethane	55.04		5.	49.98		110.1	% REC
Trichloroethene	44.69		5.	50.00		89.4	% REC
Xylenes (total)	159.42		5.	150.00		106.3	% REC

MB	Method Blank	AIN05			09/24/96	1142

Parameter/Test Description	QC Result	QC Result	Rep. Limit	True Value	Orig. Value	Calc. Result	Units
Acetone	ND		100.				
Benzene	ND		1.				
Bromodichloromethane	ND		5.				
Bromoform	ND		5.				
Bromomethane	ND		10.				
Methyl ethyl ketone (2-Butanone)	ND		100.				
Carbon disulfide	ND		5.				
Carbon tetrachloride	ND		5.				
Chlorobenzene	ND		5.				
Chloroethane	ND		10.				
2-Chloroethylvinyl ether	ND		10.				
Chloroform	ND		5.				
Chloromethane	ND		10.				
Dibromochloromethane	ND		5.				
1,1-Dichloroethane	ND		5.				
1,2-Dichloroethane	ND		5.				
1,1-Dichloroethene	ND		5.				
trans-1,2-Dichloroethene	ND		5.				

The analytical results, opinions or interpretations contained in this report are based upon information and material supplied by the client for whose exclusive and confidential use this report has been made. The analytical results, opinions or interpretations expressed represent the best judgment of Core Laboratories. Core Laboratories, however, makes no warranty or representation, express or implied, of any type, and expressly disclaims same as to the productivity, proper operations or profitableness of any oil, gas, coal or other mineral property, well or sand, in connection with which such report is used or relied upon for any reason whatsoever. This report shall not be reproduced, in whole or in part, without the written approval of Core Laboratories.

CORE LABORATORIES

QUALITY CONTROL RESULTS

Job Number: 962612 Date: 10/16/96

CUSTOMER: Daniel B. Stephens & Associates PROJECT: 6033.3 ENRON-ROSWELL ATTN: Bob Marley

QC Type	Description	Reag. Code	Lab ID	Dilution Factor	Date	Time
MB	Method Blank	AIN05			09/24/96	1142

Parameter/Test Description	QC Result	QC Result	Rep. Limit	True Value	Orig. Value	Calc. Result	Units
1,2-Dichloropropane	ND		5.				
cis-1,3-Dichloropropene	ND		5.				
trans-1,3-Dichloropropene	ND		5.				
Ethylbenzene	ND		5.				
2-Hexanone	ND		50.				
Methylene chloride	ND		5.				
4-Methyl-2-pentanone (MIBK)	ND		50.				
Styrene	ND		5.				
1,1,2,2-Tetrachloroethane	ND		5.				
Tetrachloroethene	ND		5.				
Toluene	ND		5.				
1,1,1-Trichloroethane	ND		5.				
1,1,2-Trichloroethane	ND		5.				
Trichloroethene	ND		5.				
Vinyl acetate	ND		50.				
Vinyl chloride	ND		10.				
Xylenes (total)	ND		5.				

Test Method.....: SW-846 8240 Batch.....: 13712 Analyst ...: tdw
Method Description.: Volatile Organics Units.....: ug/L

RS	Reference Standard	V960925R			09/25/96	1543

Parameter/Test Description	QC Result	QC Result	Rep. Limit	True Value	Orig. Value	Calc. Result	Units
Benzene	47.89		1.	50.3		95.2	% REC

MB	Method Blank	AI014			09/25/96	1650

Parameter/Test Description	QC Result	QC Result	Rep. Limit	True Value	Orig. Value	Calc. Result	Units
Benzene	ND		1.				

Test Method.....: SW-846 8080 Batch.....: 13763 Analyst ...: smc
Method Description.: PCB Analysis Units.....: ug/L

MB	Method Blank	1912			09/26/96	2203

Parameter/Test Description	QC Result	QC Result	Rep. Limit	True Value	Orig. Value	Calc. Result	Units
Aroclor 1016	ND		0.5				
Aroclor 1221	ND		0.5				
Aroclor 1232	ND		0.5				
Aroclor 1242	ND		0.5				
Aroclor 1248	ND		0.5				
Aroclor 1254	ND		0.5				

The analytical results, opinions or interpretations contained in this report are based upon information and material supplied by the client for whose exclusive and confidential use this report has been made. The analytical results, opinions or interpretations expressed represent the best judgment of Core Laboratories. Core Laboratories, however, makes no warranty or representation, express or implied, of any type, and expressly disclaims same as to the productivity, proper operations or profitableness of any oil, gas, coal or other mineral, property, well or sand in connection with which such report is used or relied upon for any reason whatsoever. This report shall not be reproduced, in whole or in part, without the written approval of Core Laboratories.

CORE LABORATORIES

QUALITY CONTROL RESULTS

Job Number: 962612 Date: 10/16/96

CUSTOMER: Daniel B. Stephens & Associates PROJECT: 6033.3 ENRON-ROSWELL ATTN: Bob Marley

QC Type	Description	Reag. Code	Lab ID	Dilution Factor	Date	Time
MB	Method Blank	1912			09/26/96	2203

Parameter/Test Description	QC Result	QC Result	Rep. Limit	True Value	Orig. Value	Calc. Result	Units
Aroclor 1260	ND		0.5				
Aroclor 1262	ND		0.5				
Aroclor 1268	ND		0.5				

SB	Spiked Blank	P960918A		10	09/26/96	2330

Parameter/Test Description	QC Result	QC Result	Rep. Limit	True Value	Orig. Value	Calc. Result	Units
Aroclor 1254	0.198		0.5	0.20000		99.0	% REC

SBD	Spiked Blank Duplicate	P960918A		10	09/26/96	2359

Parameter/Test Description	QC Result	QC Result	Rep. Limit	True Value	Orig. Value	Calc. Result	Units
Aroclor 1254	0.200	0.198	0.5	0.20000		100.0	% REC
						1.0	RPD

Test Method.....: SW-846 8270 Batch.....: 13884 Analyst ...: mla
Method Description.: Semivolatile Organics Units.....: ug/L

MB	Method Blank	MB1915			09/29/96	2359

Parameter/Test Description	QC Result	QC Result	Rep. Limit	True Value	Orig. Value	Calc. Result	Units
Acenaphthene	ND		10.				
Acenaphthylene	ND		10.				
Anthracene	ND		10.				
Benzidine	ND		50.				
Benzo(a)anthracene	ND		10.				
Benzo(b)fluoranthene	ND		10.				
Benzo(k)fluoranthene	ND		10.				
Benzo(ghi)perylene	ND		10.				
Benzo(a)pyrene	ND		10.				
Benzyl alcohol	ND		20.				
Butyl benzyl phthalate	ND		10.				
Bis(2-chloroethoxy)methane	ND		10.				
Bis(2-chloroethyl)ether	ND		10.				
Bis(2-chloroisopropyl)ether	ND		10.				
Bis(2-ethylhexyl)phthalate	ND		10.				
4-Bromophenyl phenyl ether	ND		10.				
4-Chloroaniline	ND		10.				
2-Chloronaphthalene	ND		10.				
4-Chlorophenyl phenyl ether	ND		10.				
Chrysene	ND		10.				
Dibenzo(a,h)anthracene	ND		10.				
Dibenzofuran	ND		10.				
1,2-Dichlorobenzene	ND		10.				
1,3-Dichlorobenzene	ND		10.				

The analytical results, opinions or interpretations contained in this report are based upon information and material supplied by the client for whose exclusive and confidential use this report has been made. The analytical results, opinions or interpretations expressed represent the best judgment of Core Laboratories. Core Laboratories, however, makes no warranty or representation, express or implied, of any type, and expressly disclaims same as to the productivity, proper operations or profitableness of any oil, gas, coal or other mineral, property, well or sand in connection with which such report is used or relied upon for any reason whatsoever. This report shall not be reproduced, in whole or in part, without the written approval of Core Laboratories.

CORE LABORATORIES

QUALITY CONTROL RESULTS

Job Number: 962612 Date: 10/16/96

CUSTOMER: Daniel B. Stephens & Associates PROJECT: 6033.3 ENRON-ROSWELL ATTN: Bob Marley

QC Type	Description	Reag. Code	Lab ID	Dilution Factor	Date	Time
MB	Method Blank	MB1915			09/29/96	2359

Parameter/Test Description	QC Result	QC Result	Rep. Limit	True Value	Orig. Value	Calc. Result	Units
1,4-Dichlorobenzene	ND		10.				
3,3-Dichlorobenzidine	ND		20.				
Diethyl phthalate	ND		10.				
Dimethyl phthalate	ND		10.				
Di-n-butyl phthalate	ND		10.				
Di-n-octyl phthalate	ND		10.				
2,4-Dinitrotoluene	ND		10.				
2,6-Dinitrotoluene	ND		10.				
Fluoranthene	ND		10.				
Fluorene	ND		10.				
Hexachlorobenzene	ND		10.				
Hexachlorobutadiene	ND		10.				
Hexachlorocyclopentadiene	ND		10.				
Hexachloroethane	ND		10.				
Indeno(1,2,3-cd)pyrene	ND		10.				
Isophorone	ND		10.				
2-Methylnaphthalene	ND		10.				
Naphthalene	ND		10.				
o-Nitroaniline	ND		50.				
m-Nitroaniline	ND		50.				
p-Nitroaniline	ND		50.				
Nitrobenzene	ND		10.				
n-Nitrosodi-n-propylamine	ND		10.				
n-Nitrosodiphenylamine	ND		10.				
Phenanthrene	ND		10.				
Pyrene	ND		10.				
1,2,4-Trichlorobenzene	ND		10.				
Benzoic acid	ND		50.				
4-Chloro-3-methylphenol	ND		10.				
2-Chlorophenol	ND		10.				
2,4-Dichlorophenol	ND		10.				
2,4-Dimethylphenol	ND		10.				
2,4-Dinitrophenol	ND		50.				
2-Methyl-4,6-dinitrophenol	ND		50.				
2-Methylphenol (o-cresol)	ND		10.				
4-Methylphenol (p-cresol)	ND		10.				
2-Nitrophenol	ND		10.				
4-Nitrophenol	ND		50.				
Pentachlorophenol	ND		50.				
Phenol	ND		10.				
2,4,5-Trichlorophenol	ND		10.				
2,4,6-Trichlorophenol	ND		10.				

SB	Spiked Blank	B960529A			09/30/96	2009

Parameter/Test Description	QC Result	QC Result	Rep. Limit	True Value	Orig. Value	Calc. Result	Units
Acenaphthene	85.90		10.	100.0		85.9	% REC
1,4-Dichlorobenzene	68.66		10.	100.5		68.3	% REC
2,4-Dinitrotoluene	84.10		10.	100.0		84.1	% REC
n-Nitrosodi-n-propylamine	78.26		10.	100.4		77.9	% REC
Pyrene	82.59		10.	99.94		82.6	% REC

The analytical results, opinions or interpretations contained in this report are based upon information and material supplied by the client for whose exclusive and confidential use this report has been made. The analytical results, opinions or interpretations expressed represent the best judgment of Core Laboratories. Core Laboratories, however, makes no warranty or representation, express or implied, of any type, and expressly disclaims same as to the productivity, proper operations or profitableness of any oil, gas, coal or other mineral, property, well or sand in connection with which such report is used or relied upon for any reason whatsoever. This report shall not be reproduced, in whole or in part, without the written approval of Core Laboratories.

CORE LABORATORIES

QUALITY CONTROL RESULTS

Job Number: 962612 Date: 10/16/96

CUSTOMER: Daniel B. Stephens & Associates PROJECT: 6033.3 ENRON-ROSWELL ATTN: Bob Marley

QC Type	Description	Reag. Code	Lab ID	Dilution Factor	Date	Time
SB	Spiked Blank	B960529A			09/30/96	2009

Parameter/Test Description	QC Result	QC Result	Rep. Limit	True Value	Orig. Value	Calc. Result	Units
1,2,4-Trichlorobenzene	78.49		10.	99.92		78.6	% REC
4-Chloro-3-methylphenol	91.97		10.	99.99		92.0	% REC
2-Chlorophenol	76.74		10.	99.94		76.8	% REC
4-Nitrophenol	43.81		50.	100.5		43.6	% REC
Pentachlorophenol	95.48		50.	99.98		95.5	% REC
Phenol	33.22		10.	99.92		33.2	% REC

QC Type	Description	Reag. Code	Lab ID	Dilution Factor	Date	Time
SBD	Spiked Blank Duplicate	B960529A			09/30/96	2109

Parameter/Test Description	QC Result	QC Result	Rep. Limit	True Value	Orig. Value	Calc. Result	Units
Acenaphthene	81.01	85.90	10.	100.0		81.0	% REC
						5.9	RPD
1,4-Dichlorobenzene	61.66	68.66	10.	100.5		61.4	% REC
						10.7	RPD
2,4-Dinitrotoluene	80.90	84.10	10.	100.0		80.9	% REC
						3.9	RPD
n-Nitrosodi-n-propylamine	73.05	78.26	10.	100.4		72.8	% REC
						6.9	RPD
Pyrene	80.66	82.59	10.	99.94		80.7	% REC
						2.4	RPD
1,2,4-Trichlorobenzene	72.79	78.49	10.	99.92		72.8	% REC
						7.5	RPD
4-Chloro-3-methylphenol	86.59	91.97	10.	99.99		86.6	% REC
						6.0	RPD
2-Chlorophenol	67.75	76.74	10.	99.94		67.8	% REC
						12.4	RPD
4-Nitrophenol	40.37	43.81	50.	100.5		40.2	% REC
						8.2	RPD
Pentachlorophenol	91.34	95.48	50.	99.98		91.4	% REC
						4.4	RPD
Phenol	30.35	33.22	10.	99.92		30.4	% REC
						9.0	RPD

The analytical results, opinions or interpretations contained in this report are based upon information and material supplied by the client for whose exclusive and confidential use this report has been made. The analytical results, opinions or interpretations expressed represent the best judgment of Core Laboratories. Core Laboratories, however, makes no warranty or representation, express or implied, of any type, and expressly disclaims same as to the productivity, proper operations or profitableness of any oil, gas, coal or other mineral property, well or sand in connection with which such report is used or relied upon for any reason whatsoever. This report shall not be reproduced, in whole or in part, without the written approval of Core Laboratories.

CORE LABORATORIES

SURROGATE RECOVERIES REPORT

Job Number.: 962612 Report Date: 10/16/96

CUSTOMER: Daniel B. Stephens & Associates PROJECT: 6033.3 ENRON-ROSWELL ATTN: Bob Marley

Method.....: SW-846 8240 Batch.....: 13650
Method Code.....: 8240 Analyst.....: tdw

Surrogate	Units
4-Bromofluorobenzene	ug/L

Lab ID	Matrix	QC Type	Dilution	Result	True Value	Percent Recovery	Flag	Date	Time
		RS		49.62	50.179	98.9		09/24/96	1028
		MB		47.97	50.179	95.6		09/24/96	1142
962584-1				49.00	50.179	97.7		09/24/96	1350
962584-2				49.16	50.179	98.0		09/24/96	1422
962612-1				47.35	50.179	94.4		09/24/96	1454
962612-2				50.68	50.179	101.0		09/24/96	1526
962613-1				48.37	50.179	96.4		09/24/96	1558

Surrogate	Units
Dibromofluoromethane	ug/L

Lab ID	Matrix	QC Type	Dilution	Result	True Value	Percent Recovery	Flag	Date	Time
		RS		51.51	50.219	102.6		09/24/96	1028
		MB		52.34	50.219	104.2		09/24/96	1142
962584-1				52.59	50.219	104.7		09/24/96	1350
962584-2				54.17	50.219	107.9		09/24/96	1422
962612-1				54.34	50.219	108.2		09/24/96	1454
962612-2				51.17	50.219	101.9		09/24/96	1526
962613-1				52.03	50.219	103.6		09/24/96	1558

Surrogate	Units
Toluene-d8	ug/L

Lab ID	Matrix	QC Type	Dilution	Result	True Value	Percent Recovery	Flag	Date	Time
		RS		51.17	50.204	101.9		09/24/96	1028
		MB		51.14	50.204	101.9		09/24/96	1142
962584-1				52.28	50.204	104.1		09/24/96	1350
962584-2				51.87	50.204	103.3		09/24/96	1422
962612-1				50.38	50.204	100.4		09/24/96	1454
962612-2				51.66	50.204	102.9		09/24/96	1526
962613-1				49.89	50.204	99.4		09/24/96	1558

The analytical results, opinions or interpretations contained in this report are based upon information and material supplied by the client for whose exclusive and confidential use this report has been made. The analytical results, opinions or interpretations expressed represent the best judgment of Core Laboratories. Core Laboratories, however, makes no warranty or representation, express or implied, of any type, and expressly disclaims same as to the productivity, proper operations or profitableness of any oil, gas, coal or other mineral, property, well or sand in connection with which such report is used or relied upon for any reason whatsoever. This report shall not be reproduced, in whole or in part, without the written approval of Core Laboratories.

CORE LABORATORIES

SURROGATE RECOVERIES REPORT

Job Number.: 962612 Report Date: 10/16/96

CUSTOMER: Daniel B. Stephens & Associates PROJECT: 6033.3 ENRON-ROSWELL ATTN: Bob Marley

Method.....: SW-846 8240 Batch.....: 13712
Method Code.....: 8240 Analyst.....: tdw

Surrogate	Units
4-Bromofluorobenzene	ug/L

Lab ID	Matrix	QC Type	Dilution	Result	True Value	Percent Recovery	Flag	Date	Time
		RS		49.34	50.179	98.3		09/25/96	1543
		MB		48.24	50.179	96.1		09/25/96	1650
962584-1			50	47.51	50.179	94.7		09/25/96	1722
962612-2			500	48.65	50.179	97.0		09/25/96	1754

Surrogate	Units
Dibromofluoromethane	ug/L

Lab ID	Matrix	QC Type	Dilution	Result	True Value	Percent Recovery	Flag	Date	Time
		RS		50.13	50.219	99.8		09/25/96	1543
		MB		51.64	50.219	102.8		09/25/96	1650
962584-1			50	52.23	50.219	104.0		09/25/96	1722
962612-2			500	53.44	50.219	106.4		09/25/96	1754

Surrogate	Units
Toluene-d8	ug/L

Lab ID	Matrix	QC Type	Dilution	Result	True Value	Percent Recovery	Flag	Date	Time
		RS		49.22	50.204	98.0		09/25/96	1543
		MB		48.93	50.204	97.5		09/25/96	1650
962584-1			50	49.34	50.204	98.3		09/25/96	1722
962612-2			500	49.95	50.204	99.5		09/25/96	1754

Method.....: SW-846 8080 Batch.....: 13763
Method Code.....: 8080PC Analyst.....: smc

Surrogate	Units
2,4,5,6-Tetrachloro-m-xylene	ug/L

Lab ID	Matrix	QC Type	Dilution	Result	True Value	Percent Recovery	Flag	Date	Time
		MB		0.0156	0.02004	78		09/26/96	2203
		SB		0.0168	0.02004	84		09/26/96	2330
		SBD		0.0192	0.02004	96		09/26/96	2359
962584-1				0.0157	0.02004	78		09/27/96	0028
962584-2				0.0179	0.02004	89		09/27/96	0057

The analytical results, opinions or interpretations contained in this report are based upon information and material supplied by the client for whose exclusive and confidential use this report has been made. The analytical results, opinions or interpretations expressed represent the best judgment of Core Laboratories. Core Laboratories, however, makes no warranty or representation, express or implied, of any type, and expressly disclaims same as to the productivity, proper operations or profitableness of any oil, gas, coal or other mineral property, well or sand in connection with which such report is used or relied upon for any reason whatsoever. This report shall not be reproduced, in whole or in part, without the written approval of Core Laboratories.

CORE LABORATORIES

SURROGATE RECOVERIES REPORT

Job Number.: 962612 Report Date: 10/16/96

CUSTOMER: Daniel B. Stephens & Associates PROJECT: 6033.3 ENRON-ROSWELL ATTN: Bob Marley

Surrogate	Units
2,4,5,6-Tetrachloro-m-xylene	ug/L

Lab ID	Matrix	QC Type	Dilution	Result	True Value	Percent Recovery	Flag	Date	Time
962612-1				0.0157	0.02004	78		09/27/96	0126
962612-2				0.0184	0.02004	92		09/27/96	0155
962613-1				0.0154	0.02004	77		09/27/96	0224
962618-2				0.0204	0.02004	102		09/27/96	0253
962618-3				0.0202	0.02004	101		09/27/96	0322
962618-40				0.0199	0.02004	99		09/27/96	0351

Surrogate	Units
4,4'-Dichlorobiphenyl	ug/L

Lab ID	Matrix	QC Type	Dilution	Result	True Value	Percent Recovery	Flag	Date	Time
		MB		0.0192	0.02004	96		09/26/96	2203
		SB		0.0190	0.02004	95		09/26/96	2330
		SBD		0.0194	0.02004	97		09/26/96	2359
962584-1				0.0166	0.02004	83		09/27/96	0028
962584-2				0.0191	0.02004	95		09/27/96	0057
962612-1				0.0176	0.02004	88		09/27/96	0126
962612-2				0.0186	0.02004	93		09/27/96	0155
962613-1				0.0190	0.02004	95		09/27/96	0224
962618-2				0.0194	0.02004	97		09/27/96	0253
962618-3				0.0200	0.02004	100		09/27/96	0322
962618-40				0.0201	0.02004	100		09/27/96	0351

Method.....: SW-846 8270 Batch.....: 13884
Method Code.....: 8270 Analyst.....: mla

Surrogate	Units
2,4,6-Tribromophenol	ug/L

Lab ID	Matrix	QC Type	Dilution	Result	True Value	Percent Recovery	Flag	Date	Time
		MB	1.00	93.76	100.01	94		09/29/96	2359
962584-1			1.00	93.26	100.01	93		09/30/96	0058
		SB	1.00	90.91	100.01	91		09/30/96	2009
		SBD	1.00	86.71	100.01	87		09/30/96	2109
962584-2			1.00	90.67	100.01	91		09/30/96	2208
962612-1			1.00	89.68	100.01	90		09/30/96	2307
962612-2			1.00	90.67	100.01	91		10/01/96	0007
962613-1			1.00	92.64	100.01	93		10/01/96	0106

The analytical results, opinions or interpretations contained in this report are based upon information and material supplied by the client for whose exclusive and confidential use this report has been made. The analytical results, opinions or interpretations expressed represent the best judgment of Core Laboratories. Core Laboratories, however, makes no warranty or representation, express or implied, of any type, and expressly disclaims same as to the productivity, proper operations or profitableness of any oil, gas, coal or other mineral, property, well or sand in connection with which such report is used or relied upon for any reason whatsoever. This report shall not be reproduced, in whole or in part, without the written approval of Core Laboratories.

CORE LABORATORIES

SURROGATE RECOVERIES REPORT

Job Number.: 962612 Report Date: 10/16/96

CUSTOMER: Daniel B. Stephens & Associates PROJECT: 6033.3 ENRON-ROSWELL ATTN: Bob Marley

Surrogate	Units
2-Fluorobiphenyl	ug/L

Lab ID	Matrix	QC Type	Dilution	Result	True Value	Percent Recovery	Flag	Date	Time
		MB	1.00	33.15	50.01	66		09/29/96	2359
962584-1			1.00	35.30	50.01	71		09/30/96	0058
		SB	1.00	35.39	50.01	71		09/30/96	2009
		SBD	1.00	33.32	50.01	67		09/30/96	2109
962584-2			1.00	33.06	50.01	66		09/30/96	2208
962612-1			1.00	32.88	50.01	66		09/30/96	2307
962612-2			1.00	31.74	50.01	63		10/01/96	0007
962613-1			1.00	31.40	50.01	63		10/01/96	0106

Surrogate	Units
2-Fluorophenol	ug/L

Lab ID	Matrix	QC Type	Dilution	Result	True Value	Percent Recovery	Flag	Date	Time
		MB	1.00	43.51	100.00	44		09/29/96	2359
962584-1			1.00	42.14	100.00	42		09/30/96	0058
		SB	1.00	48.18	100.00	48		09/30/96	2009
		SBD	1.00	42.40	100.00	42		09/30/96	2109
962584-2			1.00	41.06	100.00	41		09/30/96	2208
962612-1			1.00	41.52	100.00	42		09/30/96	2307
962612-2			1.00	37.75	100.00	38		10/01/96	0007
962613-1			1.00	38.41	100.00	38		10/01/96	0106

Surrogate	Units
Nitrobenzene-d5	ug/L

Lab ID	Matrix	QC Type	Dilution	Result	True Value	Percent Recovery	Flag	Date	Time
		MB	1.00	33.34	50.05	67		09/29/96	2359
962584-1			1.00	33.05	50.05	66		09/30/96	0058
		SB	1.00	35.76	50.05	71		09/30/96	2009
		SBD	1.00	32.39	50.05	65		09/30/96	2109
962584-2			1.00	32.70	50.05	65		09/30/96	2208
962612-1			1.00	31.90	50.05	64		09/30/96	2307
962612-2			1.00	31.78	50.05	63		10/01/96	0007
962613-1			1.00	29.31	50.05	59		10/01/96	0106

Surrogate	Units
Phenol-d6	ug/L

Lab ID	Matrix	QC Type	Dilution	Result	True Value	Percent Recovery	Flag	Date	Time
		MB	1.00	28.08	100.02	28		09/29/96	2359

The analytical results, opinions or interpretations contained in this report are based upon information and material supplied by the client for whose exclusive and confidential use this report has been made. The analytical results, opinions or interpretations expressed represent the best judgment of Core Laboratories. Core Laboratories, however, makes no warranty or representation, express or implied, of any type, and expressly disclaims same as to the productivity, proper operations or profitableness of any oil, gas, coal or other mineral, property, well or sand in connection with which such report is used or relied upon for any reason whatsoever. This report shall not be reproduced, in whole or in part, without the written approval of Core Laboratories.

CORE LABORATORIES

SURROGATE RECOVERIES REPORT

Job Number.: 962612 Report Date: 10/16/96

CUSTOMER: Daniel B. Stephens & Associates PROJECT: 6033.3 ENRON-ROSWELL ATTN: Bob Marley

Surrogate	Units
Phenol-d6	ug/L

Lab ID	Matrix	QC Type	Dilution	Result	True Value	Percent Recovery	Flag	Date	Time
962584-1			1.00	26.63	100.02	27		09/30/96	0058
		SB	1.00	32.58	100.02	33		09/30/96	2009
		SBD	1.00	29.30	100.02	29		09/30/96	2109
962584-2			1.00	27.70	100.02	28		09/30/96	2208
962612-1			1.00	25.26	100.02	25		09/30/96	2307
962612-2			1.00	12.45	100.02	12		10/01/96	0007
962613-1			1.00	23.29	100.02	23		10/01/96	0106

Surrogate	Units
Terphenyl-d14	ug/L

Lab ID	Matrix	QC Type	Dilution	Result	True Value	Percent Recovery	Flag	Date	Time
		MB	1.00	44.76	50.00	90		09/29/96	2359
962584-1			1.00	45.20	50.00	90		09/30/96	0058
		SB	1.00	46.55	50.00	93		09/30/96	2009
		SBD	1.00	46.09	50.00	92		09/30/96	2109
962584-2			1.00	42.36	50.00	85		09/30/96	2208
962612-1			1.00	40.93	50.00	82		09/30/96	2307
962612-2			1.00	40.65	50.00	81		10/01/96	0007
962613-1			1.00	44.55	50.00	89		10/01/96	0106

The analytical results, opinions or interpretations contained in this report are based upon information and material supplied by the client for whose exclusive and confidential use this report has been made. The analytical results, opinions or interpretations expressed represent the best judgment of Core Laboratories. Core Laboratories, however, makes no warranty or representation, express or implied, of any type, and expressly disclaims same as to the productivity, proper operations or profitableness of any oil, gas, coal or other mineral, property, well or sand in connection with which such report is used or relied upon for any reason whatsoever. This report shall not be reproduced, in whole or in part, without the written approval of Core Laboratories.

CORE LABORATORIES

QUALITY ASSURANCE METHODS

REFERENCES AND NOTES

Report Date: 10/16/96

Volatile Organics

Method 602/8020

Surrogate Recovery Limits

	Water	Soil
Bromofluorobenzene	89-110%	78-123%

Spike/Spike Duplicate Recovery Limits

	Water	Soil
Benzene	39-150%	75-125%
Ethylbenzene	32-160%	60-140%
Toluene	46-148%	70-130%
Xylenes	75-125%	61-139%

Method 8015 Modified

Spike/Spike Duplicate Recovery Limits

	Water	Soil
TVPH	81-124%	48-152%
TEPH	54-135%	54-135%

Method 624/8240/8260

Surrogate Recovery Limits

	Water	Soil
Dibromofluoromethane	86-118%	80-120%
Toluene-(d8)	88-110%	81-117%
4-Bromofluorobenzene	86-115%	74-121%

Spike/Spike Duplicate Recovery & RPD Limits

	Water		Soil	
	Recovery	RPD	Recovery	RPD
1,1-Dichloroethene	61-145%	14	59-172%	22
Trichloroethene	71-120%	14	62-137%	24
Benzene	76-127%	11	66-142%	21
Toluene	76-125%	13	59-139%	21
Chlorobenzene	75-130%	13	60-133%	21

Pesticides/PCB Organics

Method 608/8080

Surrogate Recovery Limits

	Water	Soil
Tetrachloro-m-xylene	60-150%	60-150%
4,4'-Dichlorobiphenyl	60-150%	60-150%

Method 8140

Surrogate Recovery Limits

	Water	Soil
Tributylphosphate	36-152%	36-152%
Triphenylphosphate	40-152%	40-152%

Base/Neutral/Acid Organics

Method 625/8270

Surrogate Recovery Limits

	Water	Soil
Nitrobenzene-d5	35-114%	23-120%
2-Fluorobiphenyl	43-116%	30-115%
4-Terphenyl-d14	33-141%	18-137%
Phenol-d6	10-94%	24-113%
2-Fluorophenol	21-100%	25-121%
2,4,6-Tribromophenol	10-123%	19-122%

The analytical results, opinions or interpretations contained in this report are based upon information and material supplied by the client for whose exclusive and confidential use this report has been made. The analytical results, opinions or interpretations expressed represent the best judgment of Core Laboratories. Core Laboratories, however, makes no warranty or representation, express or implied, of any type, and expressly disclaims same as to the productivity, proper operations or profitableness of any oil, gas, coal or other mineral property, well or sand in connection with which such report is used or relied upon for any reason whatsoever. This report shall not be reproduced, in whole or in part, without the written approval of Core Laboratories.

CORE LABORATORIES

QUALITY ASSURANCE METHODS

REFERENCES AND NOTES

Report Date: 10/16/96

Matrix Spike/Matrix Spike Duplicate Recovery & RPD Limits

	Water		Soil	
	Recovery	RPD	Recovery	RPD
Phenol	12-110%	42	26-90%	35
2-Chlorophenol	27-123%	40	25-102%	50
1,4-Dichlorobenzene	36-97%	28	28-104%	27
N-Nitroso-di-n-propylamine	41-116%	38	41-126%	38
1,2,4-Trichlorobenzene	39-98%	28	38-107%	23
4-Chloro-3-methylphenol	23-97%	42	26-103%	33
Acenaphthene	46-118%	31	31-137%	19
4-Nitrophenol	10-80%	50	11-114%	50
2,4-Dintrotoluene	24-96%	38	28-89%	47
Pentachlorophenol	9-103%	50	17-109%	47
Pyrene	26-127%	31	35-142%	36

The analytical results, opinions or interpretations contained in this report are based upon information and material supplied by the client for whose exclusive and confidential use this report has been made. The analytical results, opinions or interpretations expressed represent the best judgment of Core Laboratories. Core Laboratories, however, makes no warranty or representation, express or implied, of any type, and expressly disclaims same as to the productivity, proper operations or profitableness of any oil, gas, coal or other mineral, property, well or sand in connection with which such report is used or relied upon for any reason whatsoever. This report shall not be reproduced, in whole or in part, without the written approval of Core Laboratories.

CORE LABORATORIES

QUALITY ASSURANCE METHODS

REFERENCES AND NOTES

Report Date: 10/16/96

(1) EPA 600/4-79-020, Methods for Chemical Analysis of Water and Wastes, March 1983

(2) EPA SW-846, Test Methods for Evaluating Solid Waste, Third Edition, 1989

(3) Standard Methods for The Examination of Water and Wastewater, 17th Edition, 1989

(4) EPA 600/4-80-032, Prescribed Procedures For Measurement Of Radioactivity In Drinking Water, August 1980

(5) EPA 600/8-78-017, Microbiological Methods For Monitoring The Environment, December 1978

(6) Federal Register, July 1, 1990 (40 CFR Part 136)

(7) EPA 600/4-88-03, Methods For The Determination of Organics Compounds in Drinking Water, December 1988

(8) U.S.G.S. Methods For Determination of Inorganic Substances In Water And Fluvial Sediments, Book 5, Chapter A1, 1985

(9) Federal Register, Friday, June 7, 1991 (40 CFR Parts 141 & 142)

(10) Standard Methods For The Examination of Water and Wastewater, 16th Edition, 1985

(11) ASTM, Section 11 Water and Environmental Technology, Volume 11.01 Water (1), 1991

(12) Methods of Soil Analysis, American Society of Agronomy, Agronomy No. 9, 1965

(13) EPA SW-846, Test Methods For Evaluating Solid Waste, Third Edition, Revision 1, November 1990

(14) ASTM, Section 5, Petroleum Products, Lubricants, and Fossil Fuels, Volume 05.05, Gaseous Fuels, Coal, and Coke

(15) EPA 600/2-78-054, Field and Laboratory Methods Applicable To Overburdens and Mine Soils, March 1978

(16) ASTM, Part 19, Soils and Rocks; Building Stones, 1981

Comments: Data in the QA report may differ from final results due to digestion and/or dilution of sample into analytical ranges. The "Time Analyzed" in the QA report refers to the start time of the analytical batch which may not reflect the actual time of each analysis. The "Date Analyzed" is the actual date of analysis. Results for soil and sludge samples are reported on a wet weight basis (i.e. not corrected for percent moisture) unless otherwise indicated.

NC = Not Calculable Due to Value(s) lower than the Detection Limit.

BLANK QC SAMPLE IDENTIFICATION

The analytical results, opinions or interpretations contained in this report are based upon information and material supplied by the client for whose exclusive and confidential use this report has been made. The analytical results, opinions or interpretations expressed represent the best judgment of Core Laboratories. Core Laboratories, however, makes no warranty or representation, express or implied, of any type, and expressly disclaims same as to the productivity, proper operations or profitableness of any oil, gas, coal or other mineral property, well or sand in connection with which such report is used or relied upon for any reason whatsoever. This report shall not be reproduced, in whole or in part, without the written approval of Core Laboratories.

QUALITY ASSURANCE METHODS

REFERENCES AND NOTES

Report Date: 10/16/96

MB	Method Blank
ICB	Initial Calibration Blank
CCB	Continuing Calibration Blank

SPIKE QC SAMPLE IDENTIFICATION

MS	Method (Matrix) Spike
MSD	Method (Matrix) Spike Duplicate
PDS	Post Digestion Spike
SB	Spiked Blank
SBD	Spike Blank Duplicate

REFERENCE STANDARD QC SAMPLE IDENTIFICATION

LCS	Laboratory Control Standard
RS	Reference Standard
ICV	Initial Calibration Verification Standard
CCV	Continuing Calibration Verification Standard
ISA/ISB	ICP Interface Check Sample
ICL	Initial Calibration/Laboratory Control Sample
DSC	Distilled Standard Check

DUPLICATE QC SAMPLE IDENTIFICATION

MD	Method (Matrix) Duplicate
ED	Extraction Duplicate
DD	Digestion Duplicate

Analyses performed by a subcontract laboratory are indicated on the analytical and/or quality control reports under "technician" using the following codes:

SUBCONTRACT LABORATORY	CODE
Core Laboratories - Anaheim, CA	* AN
Core Laboratories - Casper, WY	* CA
Core Laboratories - Corpus Christi, TX	* CC
Core Laboratories - Houston, TX	* HP
Core Laboratories - Lake Charles, LA	* LC
Core Laboratories - Long Beach, CA	* LB
Other Subcontract Laboratories	* XX

EXPLANATION OF DATA FLAGS

B - This flag is used to indicate that an analyte is present in the method blank as well as in the sample. It indicates that the client should consider this when evaluating the results.

D - This flag indicates that surrogates were diluted out of calibration range and cannot be quantified.

E - Indicates that a sample result is an estimate because the concentration exceeded the calibration range of the instrument.

I - Used to indicate matrix interference.

J - Indicates that a value is an estimate. It is used when a compound is determined to be present based on the mass spectral data, but at a concentration less than the practical quantitation limit of the method.

The analytical results, opinions or interpretations contained in this report are based upon information and material supplied by the client for whose exclusive and confidential use this report has been made. The analytical results, opinions or interpretations expressed represent the best judgment of Core Laboratories. Core Laboratories, however, makes no warranty or representation, express or implied, of any type, and expressly disclaims same as to the productivity, proper operations or profitableness of any oil, gas, coal or other mineral property, well or sand in connection with which such report is used or relied upon for any reason whatsoever. This report shall not be reproduced, in whole or in part, without the written approval of Core Laboratories.

QUALITY ASSURANCE METHODS

REFERENCES AND NOTES

Report Date: 10/16/96

This flag is also used when estimating the concentration of a tentatively identified compound.

X - Indicates that a surrogate recovery is outside the specified quality control limits.

Y - Used to identify a spike or spike duplicate recovery that is outside the specified quality control limits.

Z - Indicates a relative percent difference for a spike and spike duplicate is outside the specified quality control limits.

* - Indicates a relative percent difference for a duplicate analysis is outside the specified quality control limits.

^ - Used to indicate that a standard is outside specified quality control limits.

The analytical results, opinions or interpretations contained in this report are based upon information and material supplied by the client for whose exclusive and confidential use this report has been made. The analytical results, opinions or interpretations expressed represent the best judgment of Core Laboratories. Core Laboratories, however, makes no warranty or representation, express or implied, of any type, and expressly disclaims same as to the productivity, proper operations or profitableness of any oil, gas, coal or other mineral, property, well or sand in connection with which such report is used or relied upon for any reason whatsoever. This report shall not be reproduced, in whole or in part, without the written approval of Core Laboratories.

Job Number 962613
October 16, 1996

CORE LABORATORIES

ANALYTICAL REPORT

JOB NUMBER: 962613

Prepared For:

Daniel B. Stephens & Associates
6020 Academy NE
Suite 100
Albuquerque, NM 87109

Attention: Bob Marley

Date: 10/16/96

Don Morris
Signature

October 16, 1996
Date

Name: Don L. Morris

Title: Project Manager

CORE LABORATORIES, INC.
10703 East Bethany Drive
Aurora, CO 80014

PHONE: (303) 751-1780
FAX: (303) 751-1784

The analytical results, opinions or interpretations contained in this report are based upon information and material supplied by the client for whose exclusive and confidential use this report has been made. The analytical results, opinions or interpretations expressed represent the best judgment of Core Laboratories. Core Laboratories, however, makes no warranty or representation, express or implied, of any type, and expressly disclaims same as to the productivity, proper operations or profitableness of any oil, gas, coal or other mineral, property, well or sand in connection with which such report is used or relied upon for any reason whatsoever. This report shall not be reproduced, in whole or in part, without the written approval of Core Laboratories.

CORE LABORATORIES

~~Analytical~~ **Technologies, Inc.**, ~~Albuquerque, NM~~

~~San Diego • Phoenix • Seattle • Pensacola • Ft. Collins • Portland • Albuquerque~~

CHAIN OF CUSTODY

DATE:_____ PAGE_____ OF_____

ATI LAB I.D.

PLEASE FILL THIS FORM IN COMPLETELY. SHADED AREAS ARE FOR LAB USE ONLY.

PROJECT MANAGER: Bob Marley

COMPANY: Daniel B. Stephens + Assoc.
ADDRESS: 6020 Academy NE
Suite 100, Albq. NM 87109
PHONE: 505-822-9400
FAX: 505-822-8877

BILL TO: George Robinson
COMPANY: Enron Environmental Affairs
ADDRESS: 1400 Smith St.
Houston, TX 77021
phone: 713-646-7327

ANALYSIS REQUEST

SAMPLE ID	DATE	TIME	MATRIX	LAB ID	Petroleum Hydrocarbons (418.1)	(MOD 8015) Gas/Diesel	Diesel/Gasoline/BTXE/MTBE (MOD 8015/8020)	BTXE/MTBE (8020)	8270	8080 PCBs	Chlorinated Hydrocarbons (601/8010)	Aromatic Hydrocarbons (602/8020)	SDWA Volatiles (502.1/503.1), 502.2 Reg. & Unreg.	Total Metals	Cl, SO4, T. Alkalinity	Pesticides/PCB (608/8080)	Herbicides (615/8150)	Base/Neutral/Acid Compounds GC/MS (625/8270)	Volatile Organics GC/MS (624/8240)	Polynuclear Aromatics (610/8310)	8240	NO2 + NO3	SDWA Primary Standards - Arizona	SDWA Secondary Standards - Arizona	SDWA Primary Standards - Federal	SDWA Secondary Standards - Federal	TDS		The 13 Priority Pollutant Metals	RCRA Metals by Total Digestion	RCRA Metals by TCLP (1311)		NUMBER OF CONTAINERS
MW-10 → 1000 mL Amber glass	9/19/96	1246	Water						X	X																							2
MW-10 → 1000 mL plastic	9/19/96	1246	Water											X	X																		2
MW-10 → 500 mL plastic	9/19/96	1246	Water																								X						1
MW-10 → 250 mL plastic	9/19/96	1246	Water																			X											1
MW-10 → VOA vials	9/19/96	1246	Water																		X												3

PROJECT INFORMATION		SAMPLE RECEIPT	
PROJ. NO.: 6033.3		NO. CONTAINERS	
PROJ. NAME: Enron-Roswell		CUSTODY SEALS	Y / N / NA
P.O. NO.:		RECEIVED INTACT	
SHIPPED VIA: FED-EX		RECEIVED COLD	

PRIOR AUTHORIZATION IS REQUIRED FOR RUSH PROJECTS

(RUSH) ☐ 24hr ☐ 48hr ☐ 72hr ☐ 1 WEEK (NORMAL) ☐ 2 WEEK

Comments:
Please send more chain-of-custody forms next time. For 1000 mL Amber glass & 1000 mL Plastic, do 1 sample for each analysis.

SAMPLED & RELINQUISHED BY: 1.	RELINQUISHED BY: 2.	RELINQUISHED BY: 3.
Signature: Tracy L. Roth Time: 1600	Signature: Time:	Signature: Time:
Printed Name: Tracy L. Roth Date: 9/20/96	Printed Name: Date:	Printed Name: Date:
Company: DBS+A Phone: 505-822-9400	Company:	Company:

RECEIVED BY: 1.	RECEIVED BY: 2.	RECEIVED BY: (LAB) 3.
Signature: Time:	Signature: Time:	Signature: [illegible] Time: 1010
Printed Name: Date:	Printed Name: Date:	Printed Name: Date: 9/21/96
Company:	Company:	Analytical Technologies, Inc.

temp 4.2°C

CORE LABORATORIES

SAMPLE INFORMATION
Date: 10/16/96

Job Number.: 962613
Customer ..: Daniel B. Stephens & Associates
Attn.....: Bob Marley

Project Number.....: 96000156
Customer Project ID....: 6033.3 ENRON-ROSWELL
Project Description....: DB Stevens/Enron

Laboratory Sample ID	Customer Sample ID	Sample Matrix	Date Sampled	Time Sampled	Date Received	Time Received
962613-1	MW-10	Water	09/19/96	12:46	09/21/96	10:10

The analytical results, opinions or interpretations contained in this report are based upon information and material supplied by the client for whose exclusive and confidential use this report has been made. The analytical results, opinions or interpretations expressed represent the best judgment of Core Laboratories. Core Laboratories, however, makes no warranty or representation, express or implied, of any type, and expressly disclaims same as to the productivity, proper operations or profitableness of any oil, gas, coal or other mineral, property, well or sand in connection with which such report is used or relied upon for any reason whatsoever. This report may not be reproduced, in whole or in part, without the written approval of Core Laboratories.

CORELAB

CORE LABORATORIES

LABORATORY TEST RESULTS

Job Number: 962613 Date: 10/16/96

CUSTOMER: Daniel B. Stephens & Associates PROJECT: 6033.3 ENRON-ROSWELL ATTN: Bob Marley

Customer Sample ID: MW-10
Date Sampled.....: 09/19/96
Time Sampled.....: 12:46
Sample Matrix.....: Water

Laboratory Sample ID: 962613-1
Date Received.....: 09/21/96
Time Received.....: 10:10

TEST METHOD	PARAMETER/TEST DESCRIPTION	SAMPLE RESULT	REPORTING LIMIT	UNITS	DATE	TECH
EPA 310.1	Alkalinity, Total as CaCO3, Unfilt.	133	5	mg/L CaCO3	09/30/96	sgm
EPA 325.2	Chloride, Unfilt.	367	2	mg/L	10/01/96	dme
EPA 353.2	Nitrate + Nitrite as N, Unfilt.	0.75	0.05	mg/L	10/01/96	sgm
EPA 160.1	Solids, Total Dissolved (TDS), Filt.	3390	10	mg/L	09/26/96	sgm
EPA 375.2	Sulfate (SO4), Unfilt.	3360	200	mg/L	09/30/96	dme
SW-846 3010	Acid Digestion, Total Metals, Total	Complete			09/24/96	lmt
SW-846 6010A	Arsenic (As), Total	<0.05	0.05	mg/L	09/25/96	smh
SW-846 6010A	Barium (Ba), Total	<0.01	0.01	mg/L	09/25/96	smh
SW-846 6010A	Cadmium (Cd), Total	<0.005	0.005	mg/L	09/25/96	smh
SW-846 6010A	Calcium (Ca), Total	634	0.5	mg/L	09/25/96	smh
SW-846 6010A	Chromium (Cr), Total	<0.01	0.01	mg/L	09/25/96	smh
SW-846 6010A	Lead (Pb), Total	<0.003	0.003	mg/L	09/25/96	smh
SW-846 6010A	Magnesium (Mg), Total	153	0.1	mg/L	09/25/96	smh
SW-846 6010A	Manganese (Mn), Total	0.06	0.01	mg/L	09/25/96	smh
SW-846 7470	Mercury (Hg), Total	<0.0002	0.0002	mg/L	10/01/96	lmt
SW-846 6010A	Potassium (K), Total	6	5	mg/L	09/25/96	smh
SW-846 6010A	Selenium (Se), Total	<0.01	0.01	mg/L	09/25/96	smh
SW-846 6010A	Silver (Ag), Total	<0.01	0.01	mg/L	09/25/96	smh
SW-846 6010A	Sodium (Na), Total	179	5	mg/L	09/25/96	smh
SW-846 3510B	Extraction (Sep. Funnel) PCBs					
	Separatory Funnel Liq/Liq Extraction	Complete			09/24/96	jbd
SW-846 8080	PCB Analysis					
	Aroclor 1016	ND	0.5	ug/L	09/27/96	smc
	Aroclor 1221	ND	0.5	ug/L	09/27/96	smc
	Aroclor 1232	ND	0.5	ug/L	09/27/96	smc
	Aroclor 1242	ND	0.5	ug/L	09/27/96	smc
	Aroclor 1248	ND	0.5	ug/L	09/27/96	smc
	Aroclor 1254	ND	0.5	ug/L	09/27/96	smc

The analytical results, opinions or interpretations contained in this report are based upon information and material supplied by the client for whose exclusive and confidential use this report has been made. The analytical results, opinions or interpretations expressed represent the best judgment of Core Laboratories. Core Laboratories, however, makes no warranty or representation, express or implied, of any type, and expressly disclaims same as to the productivity, proper operations or profitableness of any oil, gas, coal or other mineral, property, well or sand in connection with which such report is used or relied upon for any reason whatsoever. This report shall not be reproduced, in whole or in part, without the written approval of Core Laboratories.

CORE LABORATORIES

LABORATORY TEST RESULTS

Job Number: 962613 Date: 10/16/96

CUSTOMER: Daniel B. Stephens & Associates PROJECT: 6033.3 ENRON-ROSWELL ATTN: Bob Marley

Customer Sample ID: MW-10
Date Sampled.....: 09/19/96
Time Sampled.....: 12:46
Sample Matrix.....: Water

Laboratory Sample ID: 962613-1
Date Received.....: 09/21/96
Time Received.....: 10:10

TEST METHOD	PARAMETER/TEST DESCRIPTION	SAMPLE RESULT	REPORTING LIMIT	UNITS	DATE	TECH
	Aroclor 1260	ND	0.5	ug/L	09/27/96	smc
	Aroclor 1262	ND	0.5	ug/L	09/27/96	smc
	Aroclor 1268	ND	0.5	ug/L	09/27/96	smc
SW-846 3510B	Extraction (Sep. Funnel) SVOC					
	Separatory Funnel Liq/Liq Extraction	Complete			09/24/96	jbd
SW-846 8270	Semivolatile Organics					
	Acenaphthene	ND	10.	ug/L	10/01/96	mla
	Acenaphthylene	ND	10.	ug/L	10/01/96	mla
	Anthracene	ND	10.	ug/L	10/01/96	mla
	Benzidine	ND	50.	ug/L	10/01/96	mla
	Benzo(a)anthracene	ND	10.	ug/L	10/01/96	mla
	Benzo(b)fluoranthene	ND	10.	ug/L	10/01/96	mla
	Benzo(k)fluoranthene	ND	10.	ug/L	10/01/96	mla
	Benzo(ghi)perylene	ND	10.	ug/L	10/01/96	mla
	Benzo(a)pyrene	ND	10.	ug/L	10/01/96	mla
	Benzyl alcohol	ND	20.	ug/L	10/01/96	mla
	Butyl benzyl phthalate	ND	10.	ug/L	10/01/96	mla
	Bis(2-chloroethoxy)methane	ND	10.	ug/L	10/01/96	mla
	Bis(2-chloroethyl)ether	ND	10.	ug/L	10/01/96	mla
	Bis(2-chloroisopropyl)ether	ND	10.	ug/L	10/01/96	mla
	Bis(2-ethylhexyl)phthalate	ND	10.	ug/L	10/01/96	mla
	4-Bromophenyl phenyl ether	ND	10.	ug/L	10/01/96	mla
	4-Chloroaniline	ND	10.	ug/L	10/01/96	mla
	2-Chloronaphthalene	ND	10.	ug/L	10/01/96	mla
	4-Chlorophenyl phenyl ether	ND	10.	ug/L	10/01/96	mla
	Chrysene	ND	10.	ug/L	10/01/96	mla
	Dibenzo(a,h)anthracene	ND	10.	ug/L	10/01/96	mla
	Dibenzofuran	ND	10.	ug/L	10/01/96	mla
	1,2-Dichlorobenzene	ND	10.	ug/L	10/01/96	mla
	1,3-Dichlorobenzene	ND	10.	ug/L	10/01/96	mla
	1,4-Dichlorobenzene	ND	10.	ug/L	10/01/96	mla
	3,3-Dichlorobenzidine	ND	20.	ug/L	10/01/96	mla
	Diethyl phthalate	ND	10.	ug/L	10/01/96	mla
	Dimethyl phthalate	ND	10.	ug/L	10/01/96	mla
	Di-n-butyl phthalate	ND	10.	ug/L	10/01/96	mla
	Di-n-octyl phthalate	ND	10.	ug/L	10/01/96	mla
	2,4-Dinitrotoluene	ND	10.	ug/L	10/01/96	mla
	2,6-Dinitrotoluene	ND	10.	ug/L	10/01/96	mla
	Fluoranthene	ND	10.	ug/L	10/01/96	mla
	Fluorene	ND	10.	ug/L	10/01/96	mla
	Hexachlorobenzene	ND	10.	ug/L	10/01/96	mla
	Hexachlorobutadiene	ND	10.	ug/L	10/01/96	mla
	Hexachlorocyclopentadiene	ND	10.	ug/L	10/01/96	mla
	Hexachloroethane	ND	10.	ug/L	10/01/96	mla
	Indeno(1,2,3-cd)pyrene	ND	10.	ug/L	10/01/96	mla
	Isophorone	ND	10.	ug/L	10/01/96	mla
	2-Methylnaphthalene	ND	10.	ug/L	10/01/96	mla

The analytical results, opinions or interpretations contained in this report are based upon information and material supplied by the client for whose exclusive and confidential use this report has been made. The analytical results, opinions or interpretations expressed represent the best judgment of Core Laboratories. Core Laboratories, however, makes no warranty or representation, express or implied, of any type, and expressly disclaims same as to the productivity, proper operations or profitableness of any oil, gas, coal or other mineral property, well or sand in connection with which such report is used or relied upon for any reason whatsoever. This report shall not be reproduced, in whole or in part, without the written approval of Core Laboratories.

CORE LABORATORIES

LABORATORY TEST RESULTS

Job Number: 962613 Date: 10/16/96

CUSTOMER: Daniel B. Stephens & Associates PROJECT: 6033.3 ENRON-ROSWELL ATTN: Bob Marley

Customer Sample ID: MW-10
Date Sampled.....: 09/19/96
Time Sampled.....: 12:46
Sample Matrix.....: Water

Laboratory Sample ID: 962613-1
Date Received.....: 09/21/96
Time Received.....: 10:10

TEST METHOD	PARAMETER/TEST DESCRIPTION	SAMPLE RESULT	REPORTING LIMIT	UNITS	DATE	TECH
	Naphthalene	ND	10.	ug/L	10/01/96	mla
	o-Nitroaniline	ND	50.	ug/L	10/01/96	mla
	m-Nitroaniline	ND	50.	ug/L	10/01/96	mla
	p-Nitroaniline	ND	50.	ug/L	10/01/96	mla
	Nitrobenzene	ND	10.	ug/L	10/01/96	mla
	n-Nitrosodi-n-propylamine	ND	10.	ug/L	10/01/96	mla
	n-Nitrosodiphenylamine	ND	10.	ug/L	10/01/96	mla
	Phenanthrene	ND	10.	ug/L	10/01/96	mla
	Pyrene	ND	10.	ug/L	10/01/96	mla
	1,2,4-Trichlorobenzene	ND	10.	ug/L	10/01/96	mla
	Benzoic acid	ND	50.	ug/L	10/01/96	mla
	4-Chloro-3-methylphenol	ND	10.	ug/L	10/01/96	mla
	2-Chlorophenol	ND	10.	ug/L	10/01/96	mla
	2,4-Dichlorophenol	ND	10.	ug/L	10/01/96	mla
	2,4-Dimethylphenol	ND	10.	ug/L	10/01/96	mla
	2,4-Dinitrophenol	ND	50.	ug/L	10/01/96	mla
	2-Methyl-4,6-dinitrophenol	ND	50.	ug/L	10/01/96	mla
	2-Methylphenol (o-cresol)	ND	10.	ug/L	10/01/96	mla
	4-Methylphenol (p-cresol)	ND	10.	ug/L	10/01/96	mla
	2-Nitrophenol	ND	10.	ug/L	10/01/96	mla
	4-Nitrophenol	ND	50.	ug/L	10/01/96	mla
	Pentachlorophenol	ND	50.	ug/L	10/01/96	mla
	Phenol	ND	10.	ug/L	10/01/96	mla
	2,4,5-Trichlorophenol	ND	10.	ug/L	10/01/96	mla
	2,4,6-Trichlorophenol	ND	10.	ug/L	10/01/96	mla
SW-846 8240	Volatile Organics					
	Acetone	ND	100.	ug/L	09/24/96	tdw
	Benzene	2	1.	ug/L	09/24/96	tdw
	Bromodichloromethane	ND	5.	ug/L	09/24/96	tdw
	Bromoform	ND	5.	ug/L	09/24/96	tdw
	Bromomethane	ND	10.	ug/L	09/24/96	tdw
	Methyl ethyl ketone (2-Butanone)	ND	100.	ug/L	09/24/96	tdw
	Carbon disulfide	ND	5.	ug/L	09/24/96	tdw
	Carbon tetrachloride	ND	5.	ug/L	09/24/96	tdw
	Chlorobenzene	ND	5.	ug/L	09/24/96	tdw
	Chloroethane	ND	10.	ug/L	09/24/96	tdw
	2-Chloroethylvinyl ether	ND	10.	ug/L	09/24/96	tdw
	Chloroform	ND	5.	ug/L	09/24/96	tdw
	Chloromethane	ND	10.	ug/L	09/24/96	tdw
	Dibromochloromethane	ND	5.	ug/L	09/24/96	tdw
	1,1-Dichloroethane	ND	5.	ug/L	09/24/96	tdw
	1,2-Dichloroethane	ND	5.	ug/L	09/24/96	tdw
	1,1-Dichloroethene	ND	5.	ug/L	09/24/96	tdw
	trans-1,2-Dichloroethene	ND	5.	ug/L	09/24/96	tdw
	1,2-Dichloropropane	ND	5.	ug/L	09/24/96	tdw
	cis-1,3-Dichloropropene	ND	5.	ug/L	09/24/96	tdw
	trans-1,3-Dichloropropene	ND	5.	ug/L	09/24/96	tdw
	Ethylbenzene	ND	5.	ug/L	09/24/96	tdw

The analytical results, opinions or interpretations contained in this report are based upon information and material supplied by the client for whose exclusive and confidential use this report has been made. The analytical results, opinions or interpretations expressed represent the best judgment of Core Laboratories. Core Laboratories, however, makes no warranty or representation, express or implied, of any type, and expressly disclaims same as to the productivity, proper operations or profitableness of any oil, gas, coal or other mineral property, well or sand in connection with which such report is used or relied upon for any reason whatsoever. This report shall not be reproduced, in whole or in part, without the written approval of Core Laboratories.

CORE LABORATORIES

LABORATORY TEST RESULTS

Job Number: 962613 Date: 10/16/96

CUSTOMER: Daniel B. Stephens & Associates PROJECT: 6033.3 ENRON-ROSWELL ATTN: Bob Marley

Customer Sample ID: MW-10
Date Sampled.....: 09/19/96
Time Sampled.....: 12:46
Sample Matrix.....: Water

Laboratory Sample ID: 962613-1
Date Received.....: 09/21/96
Time Received.....: 10:10

TEST METHOD	PARAMETER/TEST DESCRIPTION	SAMPLE RESULT	REPORTING LIMIT	UNITS	DATE	TECH
	2-Hexanone	ND	50.	ug/L	09/24/96	tdw
	Methylene chloride	ND	5.	ug/L	09/24/96	tdw
	4-Methyl-2-pentanone (MIBK)	ND	50.	ug/L	09/24/96	tdw
	Styrene	ND	5.	ug/L	09/24/96	tdw
	1,1,2,2-Tetrachloroethane	ND	5.	ug/L	09/24/96	tdw
	Tetrachloroethene	ND	5.	ug/L	09/24/96	tdw
	Toluene	ND	5.	ug/L	09/24/96	tdw
	1,1,1-Trichloroethane	ND	5.	ug/L	09/24/96	tdw
	1,1,2-Trichloroethane	ND	5.	ug/L	09/24/96	tdw
	Trichloroethene	ND	5.	ug/L	09/24/96	tdw
	Vinyl acetate	ND	50.	ug/L	09/24/96	tdw
	Vinyl chloride	ND	10.	ug/L	09/24/96	tdw
	Xylenes (total)	ND	5.	ug/L	09/24/96	tdw

The analytical results, opinions or interpretations contained in this report are based upon information and material supplied by the client for whose exclusive and confidential use this report has been made. The analytical results, opinions or interpretations expressed represent the best judgment of Core Laboratories. Core Laboratories, however, makes no warranty or representation, express or implied, of any type, and expressly disclaims same as to the productivity, proper operations or profitableness of any oil, gas, coal or other mineral, property, well or sand in connection with which such report is used or relied upon for any reason whatsoever. This report shall not be reproduced, in whole or in part, without the written approval of Core Laboratories.

CORE LABORATORIES

QUALITY CONTROL RESULTS

Job Number: 962613 Date: 10/16/96

CUSTOMER: Daniel B. Stephens & Associates PROJECT: 6033.3 ENRON-ROSWELL ATTN: Bob Marley

Test Method.....: SW-846 6010A
Method Description.: Metals Analysis (ICAP)
Parameter.....: Arsenic (As)
Batch.....: 13697
Reporting Limit...: 0.05
Units.....: mg/L
Analyst...: smh

QC	Lab ID	Reagent	QC Result	QC Result	True Value	Orig. Value	Calc. Result	Units	Date/Time
ICV		960716T	2.07529		2.00		103.8	% REC	09/24/96 1033
ICB		960920Z	-0.00039						09/24/96 1130
ISB		960630H	1.02053		1.000		102.1	% REC	09/24/96 1151
CRI		960701T	0.01247		0.5000		2.5	% REC	09/24/96 1301
CCV		960809Z	2.61522		2.5		104.6	% REC	09/24/96 1350
CCB		960920Z	0.00287						09/24/96 1434
CCV		960809Z	2.54251		2.5		101.7	% REC	09/24/96 1534
CCB		960920Z	0.00066						09/24/96 1547
CRI		960701T	0.01196		0.5000		2.4	% REC	09/24/96 1559
ISB		960630H	0.95473		1.000		95.5	% REC	09/24/96 1609
CCV		960809Z	2.53465		2.5		101.4	% REC	09/24/96 1615
CCB		960920Z	-0.00035						09/24/96 1622
CCV		960809Z	2.52608		2.5		101.0	% REC	09/24/96 1918
CCB		960920Z	0.00160						09/24/96 1927
CCV		960809Z	2.53336		2.5		101.3	% REC	09/24/96 2036
CCB		960920Z	0.00090						09/24/96 2058
CCV		960809Z	2.53000		2.5		101.2	% REC	09/24/96 2159
CCB		960920Z	-0.00145						09/24/96 2204
MB		0924	-0.00203						09/24/96 2312
LCS		960923H	0.96444		1.00		96.4	% REC	09/24/96 2330
CCV		960809Z	2.54596		2.5		101.8	% REC	09/24/96 2336
CCB		960920Z	0.00498						09/24/96 2340
MD	962570-1		0.00244			0.00218	0.00026	ABS Diff.	09/24/96 2346
MS	962570-2	960917G	0.96213		1.000	0.00186	96.0	% REC	09/24/96 2351
MSD	962570-2	960917G	0.93272	0.96213	1.000	0.00186	93.1	% REC	09/24/96 2359
							3.1	RPD	
CCV		960809Z	2.55637		2.5		102.3	% REC	09/25/96 0046
CCB		960920Z	0.00086						09/25/96 0121
CCV		960809Z	2.55453		2.5		102.2	% REC	09/25/96 0159
CCB		960920Z	0.00158						09/25/96 0211
MS	962594-4	960917G	1.00176		1.000	-0.00039	100.2	% REC	09/25/96 0238
MSD	962594-4	960917G	1.01461	1.00176	1.000	-0.00039	101.5	% REC	09/25/96 0240
							1.3	RPD	
CCV		960809Z	2.55862		2.5		102.3	% REC	09/25/96 0247
CCB		960920Z	-0.00136						09/25/96 0251
MD	962594-5		0.00041			0.00029	0.00012	ABS Diff.	09/25/96 0256
CCV		960809Z	2.56325		2.5		102.5	% REC	09/25/96 0321
CCB		960920Z	0.00146						09/25/96 0331
CCV		960809Z	2.57694		2.5		103.1	% REC	09/25/96 0407
CCB		960920Z	0.00043						09/25/96 0415
ISB		960630H	1.00535		1.000		100.5	% REC	09/25/96 0423
CCV		960809Z	2.57107		2.5		102.8	% REC	09/25/96 0430
CCB		960920Z	0.00074						09/25/96 0432

Test Method.....: SW-846 6010A
Method Description.: Metals Analysis (ICAP)
Parameter.....: Barium (Ba)
Batch.....: 13697
Reporting Limit...: 0.01
Units.....: mg/L
Analyst...: smh

QC	Lab ID	Reagent	QC Result	QC Result	True Value	Orig. Value	Calc. Result	Units	Date/Time
ICV		960501Q	1.00196		1.00		100.2	% REC	09/24/96 1041
ICB		960920Z	-0.00000						09/24/96 1130

The analytical results, opinions or interpretations contained in this report are based upon information and material supplied by the client for whose exclusive and confidential use this report has been made. The analytical results, opinions or interpretations expressed represent the best judgment of Core Laboratories. Core Laboratories, however, makes no warranty or representation, express or implied, of any type, and expressly disclaims same as to the productivity, proper operations or profitableness of any oil, gas, coal or other mineral, property, well or sand, in connection with which such report is used or relied upon for any reason whatsoever. This report shall not be reproduced, in whole or in part, without the written approval of Core Laboratories.

CORE LABORATORIES

QUALITY CONTROL RESULTS

Job Number: 962613 Date: 10/16/96

CUSTOMER: Daniel B. Stephens & Associates PROJECT: 6033.3 ENRON-ROSWELL ATTN: Bob Marley

Test Method.....: SW-846 6010A Batch.....: 13697 Analyst...: smh
Method Description.: Metals Analysis (ICAP) Reporting Limit...: 0.01
Parameter.....: Barium (Ba) Units.....: mg/L

QC	Lab ID	Reagent	QC Result	QC Result	True Value	Orig. Value	Calc. Result	Units	Date/Time
ISB		960630H	0.53367		0.5000		106.7	% REC	09/24/96 1151
CRI		960701T	0.21332		10.00		2.1	% REC	09/24/96 1301
CCV		960809Z	5.04992		5.0		101.0	% REC	09/24/96 1350
CCB		960920Z	0.00021						09/24/96 1434
CCV		960809Z	4.84623		5.0		96.9	% REC	09/24/96 1534
CCB		960920Z	0.00031						09/24/96 1547
CRI		960701T	0.20583		10.00		2.1	% REC	09/24/96 1559
ISB		960630H	0.49068		0.5000		98.1	% REC	09/24/96 1609
CCV		960809Z	4.83340		5.0		96.7	% REC	09/24/96 1615
CCB		960920Z	0.00042						09/24/96 1622
CCV		960809Z	4.79308		5.0		95.9	% REC	09/24/96 1918
CCB		960920Z	0.00031						09/24/96 1927
CCV		960809Z	4.78749		5.0		95.7	% REC	09/24/96 2036
CCB		960920Z	-0.00010						09/24/96 2058
CCV		960809Z	4.74337		5.0		94.9	% REC	09/24/96 2159
CCB		960920Z	0.00042						09/24/96 2204
MB		0924	-0.00021						09/24/96 2312
LCS		960923H	0.93929		1.00		93.9	% REC	09/24/96 2330
CCV		960809Z	4.77282		5.0		95.5	% REC	09/24/96 2336
CCB		960920Z	0.00042						09/24/96 2340
MD	962570-1		0.04723			0.04684	0.00039	ABS Diff.	09/24/96 2346
MS	962570-2	960917G	1.05732		1.000	0.04864	100.9	% REC	09/24/96 2351
MSD	962570-2	960917G	1.02573	1.05732	1.000	0.04864	97.7	% REC	09/24/96 2359
							3.0	RPD	
CCV		960809Z	4.90167		5.0		98.0	% REC	09/25/96 0046
CCB		960920Z	-0.00000						09/25/96 0121
CCV		960809Z	5.07920		5.0		101.6	% REC	09/25/96 0159
CCB		960920Z	-0.00000						09/25/96 0211
MS	962594-4	960917G	1.15688		1.000	0.02730	113.0	% REC	09/25/96 0238
MSD	962594-4	960917G	1.16073	1.15688	1.000	0.02730	113.3	% REC	09/25/96 0240
							0.3	RPD	
CCV		960809Z	5.11615		5.0		102.3	% REC	09/25/96 0247
CCB		960920Z	0.00043						09/25/96 0251
MD	962594-5		0.08220			0.07829	4.9	RPD	09/25/96 0256
CCV		960809Z	5.07303		5.0		101.5	% REC	09/25/96 0321
CCB		960920Z	0.00000						09/25/96 0331
CCV		960809Z	5.08800		5.0		101.8	% REC	09/25/96 0407
CCB		960920Z	-0.00021						09/25/96 0415
ISB		960630H	0.53409		0.5000		106.8	% REC	09/25/96 0423
CCV		960809Z	5.07546		5.0		101.5	% REC	09/25/96 0430
CCB		960920Z	0.00053						09/25/96 0432

Test Method.....: SW-846 6010A Batch.....: 13697 Analyst...: smh
Method Description.: Metals Analysis (ICAP) Reporting Limit...: 0.005
Parameter.....: Cadmium (Cd) Units.....: mg/L

QC	Lab ID	Reagent	QC Result	QC Result	True Value	Orig. Value	Calc. Result	Units	Date/Time
ICV		960716T	2.00750		2.00		100.4	% REC	09/24/96 1033
ICB		960920Z	-0.00013						09/24/96 1130
ISB		960630H	1.05528		1.000		105.5	% REC	09/24/96 1151
CRI		960701T	0.00947		0.5000		1.9	% REC	09/24/96 1301

The analytical results, opinions or interpretations contained in this report are based upon information and material supplied by the client for whose exclusive and confidential use this report has been made. The analytical results, opinions or interpretations expressed represent the best judgment of Core Laboratories. Core Laboratories, however, makes no warranty or representation, express or implied, of any type, and expressly disclaims same as to the productivity, proper operations or profitableness of any oil, gas, coal or other mineral property, well or sand in connection with which such report is used or relied upon for any reason whatsoever. This report shall not be reproduced, in whole or in part, without the written approval of Core Laboratories.

CORE LABORATORIES

QUALITY CONTROL RESULTS

Job Number: 962613 Date: 10/16/96

CUSTOMER: Daniel B. Stephens & Associates PROJECT: 6033.3 ENRON-ROSWELL ATTN: Bob Marley

Test Method.....: SW-846 6010A Batch.....: 13697 Analyst...: smh
Method Description.: Metals Analysis (ICAP) Reporting Limit...: 0.005
Parameter.....: Cadmium (Cd) Units.....: mg/L

QC	Lab ID	Reagent	QC Result	QC Result	True Value	Orig. Value	Calc. Result	Units	Date/Time
CCV		960809Z	1.00849		1.0		100.8	% REC	09/24/96 1350
CCB		960920Z	0.00009						09/24/96 1434
CCV		960809Z	0.99681		1.0		99.7	% REC	09/24/96 1534
CCB		960920Z	-0.00034						09/24/96 1547
CRI		960701T	0.00917		0.5000		1.8	% REC	09/24/96 1559
ISB		960630H	0.99620		1.000		99.6	% REC	09/24/96 1609
CCV		960809Z	0.98620		1.0		98.6	% REC	09/24/96 1615
CCB		960920Z	-0.00020						09/24/96 1622
CCV		960809Z	0.98208		1.0		98.2	% REC	09/24/96 1918
CCB		960920Z	0.00026						09/24/96 1927
CCV		960809Z	0.98891		1.0		98.9	% REC	09/24/96 2036
CCB		960920Z	0.00039						09/24/96 2058
CCV		960809Z	0.97195		1.0		97.2	% REC	09/24/96 2159
CCB		960920Z	0.00035						09/24/96 2204
MB		0924	-0.00031						09/24/96 2312
LCS		960923H	0.97727		1.00		97.7	% REC	09/24/96 2330
CCV		960809Z	0.99769		1.0		99.8	% REC	09/24/96 2336
CCB		960920Z	-0.00030						09/24/96 2340
MD	962570-1		0.00052			0.00046	0.00006	ABS Diff.	09/24/96 2346
MS	962570-2	960917G	0.99171		1.000	0.00047	99.1	% REC	09/24/96 2351
MSD	962570-2	960917G	0.96236	0.99171	1.000	0.00047	96.2	% REC	09/24/96 2359
							3.0	RPD	
CCV		960809Z	1.04770		1.0		104.8	% REC	09/25/96 0046
CCB		960920Z	0.00023						09/25/96 0121
CCV		960809Z	1.00642		1.0		100.6	% REC	09/25/96 0159
CCB		960920Z	-0.00022						09/25/96 0211
MS	962594-4	960917G	1.04649		1.000	-0.00127	104.8	% REC	09/25/96 0238
MSD	962594-4	960917G	1.06337	1.04649	1.000	-0.00127	106.5	% REC	09/25/96 0240
							1.6	RPD	
CCV		960809Z	1.03416		1.0		103.4	% REC	09/25/96 0247
CCB		960920Z	-0.00077						09/25/96 0251
MD	962594-5		-0.00062			-0.00042	0.00020	ABS Diff.	09/25/96 0256
CCV		960809Z	1.05167		1.0		105.2	% REC	09/25/96 0321
CCB		960920Z	-0.00070						09/25/96 0331
CCV		960809Z	1.05696		1.0		105.7	% REC	09/25/96 0407
CCB		960920Z	-0.00066						09/25/96 0415
ISB		960630H	1.06948		1.000		106.9	% REC	09/25/96 0423
CCV		960809Z	1.04785		1.0		104.8	% REC	09/25/96 0430
CCB		960920Z	0.00004						09/25/96 0432

Test Method.....: SW-846 6010A Batch.....: 13697 Analyst...: smh
Method Description.: Metals Analysis (ICAP) Reporting Limit...: 1
Parameter.....: Calcium (Ca) Units.....: mg/L

QC	Lab ID	Reagent	QC Result	QC Result	True Value	Orig. Value	Calc. Result	Units	Date/Time
ICV		960412S	92.33015		100.000000		92.3	% REC	09/24/96 1103
ICB		960920Z	0.00924						09/24/96 1130
ISA		960323A	456.42803		500		91.3	% REC	09/24/96 1135
ISB		960630H	430.75573		500		86.2	% REC	09/24/96 1151
CCV		960821M	95.71830		100.00		95.7	% REC	09/24/96 1345
CCB		960920Z	0.00317						09/24/96 1434

The analytical results, opinions or interpretations contained in this report are based upon information and material supplied by the client for whose exclusive and confidential use this report has been made. The analytical results, opinions or interpretations expressed represent the best judgment of Core Laboratories. Core Laboratories, however, makes no warranty or representation, express or implied, of any type, and expressly disclaims same as to the productivity, proper operations or profitableness of any oil, gas, coal or other mineral, property, well or sand in connection with which such report is used or relied upon for any reason whatsoever. This report shall not be reproduced, in whole or in part, without the written approval of Core Laboratories.

CORE LABORATORIES

QUALITY CONTROL RESULTS

Job Number: 962613 Date: 10/16/96

CUSTOMER: Daniel B. Stephens & Associates PROJECT: 6033.3 ENRON-ROSWELL ATTN: Bob Marley

Test Method.....: SW-846 6010A Batch.....: 13697 Analyst...: smh
Method Description.: Metals Analysis (ICAP) Reporting Limit...: 1
Parameter.....: Calcium (Ca) Units.....: mg/L

QC	Lab ID	Reagent	QC Result	QC Result	True Value	Orig. Value	Calc. Result	Units	Date/Time
CCV		960821M	97.25587		100.00		97.3	% REC	09/24/96 1522
CCB		960920Z	-0.00326						09/24/96 1547
ISA		960323A	449.24325		500		89.8	% REC	09/24/96 1602
ISB		960630H	427.59124		500		85.5	% REC	09/24/96 1609
CCV		960821M	94.24047		100.00		94.2	% REC	09/24/96 1612
CCB		960920Z	0.01851						09/24/96 1622
CCV		960821M	93.75367		100.00		93.8	% REC	09/24/96 1907
CCB		960920Z	-0.00623						09/24/96 1927
CCV		960821M	94.31488		100.00		94.3	% REC	09/24/96 2033
CCB		960920Z	-0.00002						09/24/96 2058
CCV		960821M	93.56234		100.00		93.6	% REC	09/24/96 2157
CCB		960920Z	0.01239						09/24/96 2204
MB		0924	0.01252						09/24/96 2312
LCS		960912Y	173.32452		200.0		86.7	% REC	09/24/96 2319
CCV		960821M	95.52487		100.00		95.5	% REC	09/24/96 2334
CCB		960920Z	0.01553						09/24/96 2340
MD	962570-1		44.82091			43.96529	1.9	RPD	09/24/96 2346
MS	962570-2	960917G	93.36354		50.000	46.77722	93.2	% REC	09/24/96 2351
MSD	962570-2	960917G	90.11122	93.36354	50.000	46.77722	86.7	% REC	09/24/96 2359
							3.5	RPD	
CCV		960821M	96.91074		100.00		96.9	% REC	09/25/96 0040
CCB		960920Z	0.01240						09/25/96 0121
CCV		960821M	104.51561		100.00		104.5	% REC	09/25/96 0155
CCB		960920Z	0.00313						09/25/96 0211
MS	962594-4	960917G	98.43799		50.000	43.52572	109.8	% REC	09/25/96 0238
MSD	962594-4	960917G	99.57582	98.43799	50.000	43.52572	112.1	% REC	09/25/96 0240
							1.1	RPD	
CCV		960821M	106.54960		100.00		106.5	% REC	09/25/96 0245
CCB		960920Z	0.01856						09/25/96 0251
MD	962594-5		50.54542			48.13012	4.9	RPD	09/25/96 0256
CCV		960821M	109.04252		100.00		109.0	% REC	09/25/96 0319
CCB		960920Z	0.00633						09/25/96 0331
CCV		960821M	108.85523		100.00		108.9	% REC	09/25/96 0404
CCB		960920Z	0.00933						09/25/96 0415
ISA		960323A	517.88476		500		103.6	% REC	09/25/96 0418
ISB		960630H	488.76049		500		97.8	% REC	09/25/96 0423
CCV		960821M	107.33901		100.00		107.3	% REC	09/25/96 0428
CCB		960920Z	0.03102						09/25/96 0432

Test Method.....: SW-846 6010A Batch.....: 13697 Analyst...: smh
Method Description.: Metals Analysis (ICAP) Reporting Limit...: 0.01
Parameter.....: Chromium (Cr) Units.....: mg/L

QC	Lab ID	Reagent	QC Result	QC Result	True Value	Orig. Value	Calc. Result	Units	Date/Time
ICV		960716T	1.98127		2.00		99.1	% REC	09/24/96 1033
ICB		960920Z	-0.00027						09/24/96 1130
ISB		960630H	0.55882		0.5000		111.8	% REC	09/24/96 1151
CRI		960701T	0.02273		1.000		2.3	% REC	09/24/96 1301
CCV		960809Z	2.49109		2.5		99.6	% REC	09/24/96 1350
CCB		960920Z	0.00166						09/24/96 1434
CCV		960809Z	2.47736		2.5		99.1	% REC	09/24/96 1534

The analytical results, opinions or interpretations contained in this report are based upon information and material supplied by the client for whose exclusive and confidential use this report has been made. The analytical results, opinions or interpretations expressed represent the best judgment of Core Laboratories. Core Laboratories, however, makes no warranty or representation, express or implied, of any type, and expressly disclaims same as to the productivity, proper operations or profitableness of any oil, gas, coal or other mineral property, well or sand in connection with which such report is used or relied upon for any reason whatsoever. This report shall not be reproduced, in whole or in part, without the written approval of Core Laboratories.

CORE LABORATORIES

QUALITY CONTROL RESULTS

Job Number: 962613 Date: 10/16/96

CUSTOMER: Daniel B. Stephens & Associates PROJECT: 6033.3 ENRON-ROSWELL ATTN: Bob Marley

Test Method.....: SW-846 6010A Batch.....: 13697 Analyst...: smh
Method Description.: Metals Analysis (ICAP) Reporting Limit...: 0.01
Parameter.....: Chromium (Cr) Units.....: mg/L

QC	Lab ID	Reagent	QC Result	QC Result	True Value	Orig. Value	Calc. Result	Units	Date/Time
CCB		960920Z	0.00000						09/24/96 1547
CRI		960701T	0.02245		1.000		2.2	% REC	09/24/96 1559
ISB		960630H	0.52776		0.5000		105.6	% REC	09/24/96 1609
CCV		960809Z	2.44922		2.5		98.0	% REC	09/24/96 1615
CCB		960920Z	-0.00027						09/24/96 1622
CCV		960809Z	2.44701		2.5		97.9	% REC	09/24/96 1918
CCB		960920Z	-0.00083						09/24/96 1927
CCV		960809Z	2.45920		2.5		98.4	% REC	09/24/96 2036
CCB		960920Z	0.00000						09/24/96 2058
CCV		960809Z	2.42772		2.5		97.1	% REC	09/24/96 2159
CCB		960920Z	-0.00000						09/24/96 2204
MB		0924	0.00111						09/24/96 2312
LCS		960923H	0.95498		1.00		95.5	% REC	09/24/96 2330
CCV		960809Z	2.47348		2.5		98.9	% REC	09/24/96 2336
CCB		960920Z	0.00110						09/24/96 2340
MD	962570-1		0.00058			0.00224	0.00166	ABS Diff.	09/24/96 2346
MS	962570-2	960917G	0.98445		1.000	0.00141	98.3	% REC	09/24/96 2351
MSD	962570-2	960917G	0.95311	0.98445	1.000	0.00141	95.2	% REC	09/24/96 2359
							3.2	RPD	
CCV		960809Z	2.57802		2.5		103.1	% REC	09/25/96 0046
CCB		960920Z	-0.00083						09/25/96 0121
CCV		960809Z	2.55764		2.5		102.3	% REC	09/25/96 0159
CCB		960920Z	-0.00079						09/25/96 0211
MS	962594-4	960917G	1.06217		1.000	0.00053	106.2	% REC	09/25/96 0238
MSD	962594-4	960917G	1.07903	1.06217	1.000	0.00053	107.8	% REC	09/25/96 0240
							1.6	RPD	
CCV		960809Z	2.62851		2.5		105.1	% REC	09/25/96 0247
CCB		960920Z	0.00052						09/25/96 0251
MD	962594-5		0.00216			0.00084	0.00132	ABS Diff.	09/25/96 0256
CCV		960809Z	2.65406		2.5		106.2	% REC	09/25/96 0321
CCB		960920Z	-0.00078						09/25/96 0331
CCV		960809Z	2.65708		2.5		106.3	% REC	09/25/96 0407
CCB		960920Z	-0.00105						09/25/96 0415
ISB		960630H	0.58254		0.5000		116.5	% REC	09/25/96 0423
CCV		960809Z	2.64260		2.5		105.7	% REC	09/25/96 0430
CCB		960920Z	0.00105						09/25/96 0432

Test Method.....: SW-846 6010A Batch.....: 13697 Analyst...: smh
Method Description.: Metals Analysis (ICAP) Reporting Limit...: 0.5
Parameter.....: Magnesium (Mg) Units.....: mg/L

QC	Lab ID	Reagent	QC Result	QC Result	True Value	Orig. Value	Calc. Result	Units	Date/Time
ICV		960412S	100.13902		100.000000		100.1	% REC	09/24/96 1103
ICB		960920Z	0.02886						09/24/96 1130
ISA		960323A	583.60357		500		116.7	% REC	09/24/96 1135
ISB		960630H	553.14416		500		110.6	% REC	09/24/96 1151
CCV		960821M	100.89185		100.00		100.9	% REC	09/24/96 1345
CCB		960920Z	0.00666						09/24/96 1434
CCV		960821M	102.25759		100.00		102.3	% REC	09/24/96 1522
CCB		960920Z	0.00444						09/24/96 1547
ISA		960323A	568.37048		500		113.7	% REC	09/24/96 1602

The analytical results, opinions or interpretations contained in this report are based upon information and material supplied by the client for whose exclusive and confidential use this report has been made. The analytical results, opinions or interpretations expressed represent the best judgment of Core Laboratories. Core Laboratories, however, makes no warranty or representation, express or implied, of any type, and expressly disclaims same as to the productivity, proper operations or profitableness of any oil, gas, coal or other mineral property, well or sand in connection with which such report is used or relied upon for any reason whatsoever. This report shall not be reproduced, in whole or in part, without the written approval of Core Laboratories.

CORE LABORATORIES

QUALITY CONTROL RESULTS

Job Number: 962613 Date: 10/16/96

CUSTOMER: Daniel B. Stephens & Associates PROJECT: 6033.3 ENRON-ROSWELL ATTN: Bob Marley

Test Method.....: SW-846 6010A
Method Description.: Metals Analysis (ICAP)
Parameter.....: Magnesium (Mg)
Batch.....: 13697
Reporting Limit...: 0.5
Units.....: mg/L
Analyst...: smh

QC	Lab ID	Reagent	QC Result	QC Result	True Value	Orig. Value	Calc. Result	Units	Date/Time
ISB		960630H	539.88244		500		108.0	% REC	09/24/96 1609
CCV		960821M	98.48432		100.00		98.5	% REC	09/24/96 1612
CCB		960920Z	0.01999						09/24/96 1622
CCV		960821M	97.62918		100.00		97.6	% REC	09/24/96 1907
CCB		960920Z	-0.01332						09/24/96 1927
CCV		960821M	97.98679		100.00		98.0	% REC	09/24/96 2033
CCB		960920Z	0.00000						09/24/96 2058
CCV		960821M	97.24468		100.00		97.2	% REC	09/24/96 2157
CCB		960920Z	0.01776						09/24/96 2204
MB		0924	0.01332						09/24/96 2312
LCS		960912Y	188.00860		200.0		94.0	% REC	09/24/96 2319
CCV		960821M	98.92594		100.00		98.9	% REC	09/24/96 2334
CCB		960920Z	0.03775						09/24/96 2340
MD	962570-1		10.11424			9.90325	2.1	RPD	09/24/96 2346
MS	962570-2	960917G	58.53337		50.000	10.51401	96.0	% REC	09/24/96 2351
MSD	962570-2	960917G	56.58781	58.53337	50.000	10.51401	92.1	% REC	09/24/96 2359
							3.4	RPD	
CCV		960821M	100.05863		100.00		100.1	% REC	09/25/96 0040
CCB		960920Z	0.03331						09/25/96 0121
CCV		960821M	106.27510		100.00		106.3	% REC	09/25/96 0155
CCB		960920Z	0.00222						09/25/96 0211
MS	962594-4	960917G	62.67663		50.000	8.11425	109.1	% REC	09/25/96 0238
MSD	962594-4	960917G	63.23210	62.67663	50.000	8.11425	110.2	% REC	09/25/96 0240
							0.9	RPD	
CCV		960821M	107.38726		100.00		107.4	% REC	09/25/96 0245
CCB		960920Z	0.03777						09/25/96 0251
MD	962594-5		9.12076			8.68972	4.8	RPD	09/25/96 0256
CCV		960821M	109.09143		100.00		109.1	% REC	09/25/96 0319
CCB		960920Z	-0.00444						09/25/96 0331
CCV		960821M	108.94245		100.00		108.9	% REC	09/25/96 0404
CCB		960920Z	0.00444						09/25/96 0415
ISA		960323A	533.79791		500		106.8	% REC	09/25/96 0418
ISB		960630H	504.04486		500		100.8	% REC	09/25/96 0423
CCV		960821M	92.79498		100.00		92.8	% REC	09/25/96 0428
CCB		960920Z	0.01913						09/25/96 0432

Test Method.....: SW-846 6010A
Method Description.: Metals Analysis (ICAP)
Parameter.....: Manganese (Mn)
Batch.....: 13697
Reporting Limit...: 0.01
Units.....: mg/L
Analyst...: smh

QC	Lab ID	Reagent	QC Result	QC Result	True Value	Orig. Value	Calc. Result	Units	Date/Time
ICV		960716T	2.01164		2.00		100.6	% REC	09/24/96 1033
ICB		960920Z	0.00058						09/24/96 1130
ISB		960630H	0.53111		0.5000		106.2	% REC	09/24/96 1151
CRI		960701T	0.02503		1.000		2.5	% REC	09/24/96 1301
CCV		960809Z	4.99292		5.0		99.9	% REC	09/24/96 1350
CCB		960920Z	-0.00000						09/24/96 1434
CCV		960809Z	4.93977		5.0		98.8	% REC	09/24/96 1534
CCB		960920Z	-0.00019						09/24/96 1547
CRI		960701T	0.02365		1.000		2.4	% REC	09/24/96 1559
ISB		960630H	0.49328		0.5000		98.7	% REC	09/24/96 1609

The analytical results, opinions or interpretations contained in this report are based upon information and material supplied by the client for whose exclusive and confidential use this report has been made. The analytical results, opinions or interpretations expressed represent the best judgment of Core Laboratories. Core Laboratories, however, makes no warranty or representation, express or implied, of any type, and expressly disclaims same as to the productivity, proper operations or profitableness of any oil, gas, coal or other mineral property, well or sand in connection with which such report is used or relied upon for any reason whatsoever. This report shall not be reproduced, in whole or in part, without the written approval of Core Laboratories.

CORE LABORATORIES

QUALITY CONTROL RESULTS

Job Number: 962613 Date: 10/16/96

CUSTOMER: Daniel B. Stephens & Associates PROJECT: 6033.3 ENRON-ROSWELL ATTN: Bob Marley

Test Method.....: SW-846 6010A Batch.....: 13697 Analyst...: smh
Method Description.: Metals Analysis (ICAP) Reporting Limit...: 0.01
Parameter.....: Manganese (Mn) Units.....: mg/L

QC	Lab ID	Reagent	QC Result	QC Result	True Value	Orig. Value	Calc. Result	Units	Date/Time
CCV		960809Z	4.87112		5.0		97.4	% REC	09/24/96 1615
CCB		960920Z	0.00039						09/24/96 1622
CCV		960809Z	4.85695		5.0		97.1	% REC	09/24/96 1918
CCB		960920Z	0.00019						09/24/96 1927
CCV		960809Z	4.87014		5.0		97.4	% REC	09/24/96 2036
CCB		960920Z	0.00000						09/24/96 2058
CCV		960809Z	4.80793		5.0		96.2	% REC	09/24/96 2159
CCB		960920Z	0.00019						09/24/96 2204
MB		0924	0.00039						09/24/96 2312
LCS		960923H	0.95624		1.00		95.6	% REC	09/24/96 2330
CCV		960809Z	4.91325		5.0		98.3	% REC	09/24/96 2336
CCB		960920Z	0.00039						09/24/96 2340
MD	962570-1		0.09805			0.09609	2.0	RPD	09/24/96 2346
MS	962570-2	960917G	1.10055		1.000	0.09371	100.7	% REC	09/24/96 2351
MSD	962570-2	960917G	1.06676	1.10055	1.000	0.09371	97.3	% REC	09/24/96 2359
							3.1	RPD	
CCV		960809Z	5.09417		5.0		101.9	% REC	09/25/96 0046
CCB		960920Z	-0.00039						09/25/96 0121
CCV		960809Z	5.13713		5.0		102.7	% REC	09/25/96 0159
CCB		960920Z	0.00037						09/25/96 0211
MS	962594-4	960917G	1.11454		1.000	0.00957	110.5	% REC	09/25/96 0238
MSD	962594-4	960917G	1.12594	1.11454	1.000	0.00957	111.6	% REC	09/25/96 0240
							1.0	RPD	
CCV		960809Z	5.25654		5.0		105.1	% REC	09/25/96 0247
CCB		960920Z	0.00056						09/25/96 0251
MD	962594-5		0.45299			0.43170	4.8	RPD	09/25/96 0256
CCV		960809Z	5.29144		5.0		105.8	% REC	09/25/96 0321
CCB		960920Z	0.00019						09/25/96 0331
CCV		960809Z	5.29284		5.0		105.9	% REC	09/25/96 0407
CCB		960920Z	0.00038						09/25/96 0415
ISB		960630H	0.55067		0.5000		110.1	% REC	09/25/96 0423
CCV		960809Z	5.26054		5.0		105.2	% REC	09/25/96 0430
CCB		960920Z	-0.00000						09/25/96 0432

Test Method.....: SW-846 6010A Batch.....: 13697 Analyst...: smh
Method Description.: Metals Analysis (ICAP) Reporting Limit...: 5
Parameter.....: Potassium (K) Units.....: mg/L

QC	Lab ID	Reagent	QC Result	QC Result	True Value	Orig. Value	Calc. Result	Units	Date/Time
ICV		960412S	54.41766		50.000000		108.8	% REC	09/24/96 1103
ICB		960920Z	-0.04683						09/24/96 1130
ISB		960630H	10.69121		10.000		106.9	% REC	09/24/96 1151
CRI		960701T	6.72493		500.00		1.3	% REC	09/24/96 1301
CCV		960821M	95.08898		100.00		95.1	% REC	09/24/96 1345
CCB		960920Z	-0.06014						09/24/96 1434
CCV		960821M	97.21363		100.00		97.2	% REC	09/24/96 1522
CCB		960920Z	0.04844						09/24/96 1547
CRI		960701T	6.49968		500.00		1.3	% REC	09/24/96 1559
ISB		960630H	9.36373		10.000		93.6	% REC	09/24/96 1609
CCV		960821M	90.58828		100.00		90.6	% REC	09/24/96 1612
CCB		960920Z	0.02881						09/24/96 1622

The analytical results, opinions or interpretations contained in this report are based upon information and material supplied by the client for whose exclusive and confidential use this report has been made. The analytical results, opinions or interpretations expressed represent the best judgment of Core Laboratories. Core Laboratories, however, makes no warranty or representation, express or implied, of any type, and expressly disclaims same as to the productivity, proper operations or profitableness of any oil, gas, coal or other mineral, property, well or sand in connection with which such report is used or relied upon for any reason whatsoever. This report shall not be reproduced, in whole or in part, without the written approval of Core Laboratories.

CORE LABORATORIES

QUALITY CONTROL RESULTS

Job Number: 962613 Date: 10/16/96

CUSTOMER: Daniel B. Stephens & Associates PROJECT: 6033.3 ENRON-ROSWELL ATTN: Bob Marley

Test Method.....: SW-846 6010A
Method Description.: Metals Analysis (ICAP)
Parameter.....: Potassium (K)

Batch.....: 13697
Reporting Limit...: 5
Units.....: mg/L

Analyst...: smh

QC	Lab ID	Reagent	QC Result	QC Result	True Value	Orig. Value	Calc. Result	Units	Date/Time
CCV		960821M	94.38165		100.00		94.4	% REC	09/24/96 1907
CCB		960920Z	0.10204						09/24/96 1927
CCV		960821M	95.10633		100.00		95.1	% REC	09/24/96 2033
CCB		960920Z	0.10188						09/24/96 2058
CCV		960821M	93.71598		100.00		93.7	% REC	09/24/96 2157
CCB		960920Z	0.03089						09/24/96 2204
MB		0924	0.25673						09/24/96 2312
LCS		960912Y	49.50689		50.000000		99.0	% REC	09/24/96 2328
CCV		960821M	95.43072		100.00		95.4	% REC	09/24/96 2334
CCB		960920Z	0.09037						09/24/96 2340
MD	962570-1		3.33261			3.32272	0.00989	ABS Diff.	09/24/96 2346
MS	962570-2	960917G	54.50679		50.000	3.34073	102.3	% REC	09/24/96 2351
MSD	962570-2	960917G	53.11808	54.50679	50.000	3.34073	99.6	% REC	09/24/96 2359
							2.6	RPD	
CCV		960821M	97.53737		100.00		97.5	% REC	09/25/96 0040
CCB		960920Z	0.16276						09/25/96 0121
CCV		960821M	101.81933		100.00		101.8	% REC	09/25/96 0155
CCB		960920Z	-0.03606						09/25/96 0211
MS	962594-4	960917G	59.68731		50.000	2.93602	113.5	% REC	09/25/96 0238
MSD	962594-4	960917G	61.84897	59.68731	50.000	2.93602	117.8	% REC	09/25/96 0240
							3.6	RPD	
CCV		960821M	103.74128		100.00		103.7	% REC	09/25/96 0245
CCB		960920Z	-0.08373						09/25/96 0251
MD	962594-5		3.09608			3.06145	0.03463	ABS Diff.	09/25/96 0256
CCV		960821M	101.63664		100.00		101.6	% REC	09/25/96 0319
CCB		960920Z	-0.04622						09/25/96 0331
CCV		960821M	102.11951		100.00		102.1	% REC	09/25/96 0404
CCB		960920Z	0.00023						09/25/96 0415
ISB		960630H	10.94360		10.000		109.4	% REC	09/25/96 0423
CCV		960821M	95.01914		100.00		95.0	% REC	09/25/96 0428
CCB		960920Z	0.13709						09/25/96 0432

Test Method.....: SW-846 6010A
Method Description.: Metals Analysis (ICAP)
Parameter.....: Silver (Ag)

Batch.....: 13697
Reporting Limit...: 0.01
Units.....: mg/L

Analyst...: smh

QC	Lab ID	Reagent	QC Result	QC Result	True Value	Orig. Value	Calc. Result	Units	Date/Time
ICV		960501Q	1.02908		1.00		102.9	% REC	09/24/96 1041
ICB		960920Z	0.00185						09/24/96 1130
CCV		960821M	2.74444		2.500		109.8	% REC	09/24/96 1345
CCB		960920Z	0.00136						09/24/96 1434
CCV		960821M	2.71842		2.500		108.7	% REC	09/24/96 1522
CCB		960920Z	0.00025						09/24/96 1547
CRI		960701T	-0.00228		1.000		-0.2	% REC	09/24/96 1559
ISB		960630H	1.08691		1.000		108.7	% REC	09/24/96 1609
CCV		960821M	2.58477		2.500		103.4	% REC	09/24/96 1612
CCB		960920Z	-0.00164						09/24/96 1622
CCV		960821M	2.55520		2.500		102.2	% REC	09/24/96 1907
CCB		960920Z	-0.00246						09/24/96 1927
CCV		960821M	2.56493		2.500		102.6	% REC	09/24/96 2033
CCB		960920Z	0.00020						09/24/96 2058

The analytical results, opinions or interpretations contained in this report are based upon information and material supplied by the client for whose exclusive and confidential use this report has been made. The analytical results, opinions or interpretations expressed represent the best judgment of Core Laboratories. Core Laboratories, however, makes no warranty or representation, express or implied, of any type, and expressly disclaims same as to the productivity, proper operations or profitableness of any oil, gas, coal or other mineral, property, well or sand in connection with which such report is used or relied upon for any reason whatsoever. This report shall not be reproduced, in whole or in part, without the written approval of Core Laboratories.

CORE LABORATORIES

QUALITY CONTROL RESULTS

Job Number: 962613 Date: 10/16/96

CUSTOMER: Daniel B. Stephens & Associates PROJECT: 6033.3 ENRON-ROSWELL ATTN: Bob Marley

Test Method.....: SW-846 6010A
Method Description.: Metals Analysis (ICAP)
Parameter.....: Silver (Ag)
Batch.....: 13697
Reporting Limit...: 0.01
Units.....: mg/L
Analyst...: smh

QC	Lab ID	Reagent	QC Result	QC Result	True Value	Orig. Value	Calc. Result	Units	Date/Time
CCV		960821M	2.54934		2.500		102.0	% REC	09/24/96 2157
CCB		960920Z	-0.00020						09/24/96 2204
MB		0924	0.00027						09/24/96 2312
LCS		960923H	0.92596		1.00		92.6	% REC	09/24/96 2330
CCV		960821M	2.56648		2.500		102.7	% REC	09/24/96 2334
CCB		960920Z	-0.00101						09/24/96 2340
MD	962570-1		0.00003			0.00155	0.00152	ABS Diff.	09/24/96 2346
MS	962570-2	960917G	0.91543		1.000	0.00167	91.4	% REC	09/24/96 2351
MSD	962570-2	960917G	0.86333	0.91543	1.000	0.00167	86.2	% REC	09/24/96 2359
							5.9	RPD	
CCV		960821M	2.58729		2.500		103.5	% REC	09/25/96 0040
CCB		960920Z	-0.00020						09/25/96 0121
CCV		960821M	2.66664		2.500		106.7	% REC	09/25/96 0155
CCB		960920Z	-0.00052						09/25/96 0211
MS	962594-4	960917G	1.04286		1.000	0.00140	104.1	% REC	09/25/96 0238
MSD	962594-4	960917G	1.03355	1.04286	1.000	0.00140	103.2	% REC	09/25/96 0240
							0.9	RPD	
CCV		960821M	2.67782		2.500		107.1	% REC	09/25/96 0245
CCB		960920Z	-0.00050						09/25/96 0251
MD	962594-5		0.00036			0.00216	0.00180	ABS Diff.	09/25/96 0256
CCV		960821M	2.66889		2.500		106.8	% REC	09/25/96 0319
CCB		960920Z	-0.00108						09/25/96 0331
CCV		960821M	2.68569		2.500		107.4	% REC	09/25/96 0404
CCB		960920Z	-0.00339						09/25/96 0415
ISB		960630H	1.17635		1.000		117.6	% REC	09/25/96 0423
CCV		960821M	2.64817		2.500		105.9	% REC	09/25/96 0428
CCB		960920Z	-0.00281						09/25/96 0432

Test Method.....: SW-846 6010A
Method Description.: Metals Analysis (ICAP)
Parameter.....: Sodium (Na)
Batch.....: 13697
Reporting Limit...: 1
Units.....: mg/L
Analyst...: smh

QC	Lab ID	Reagent	QC Result	QC Result	True Value	Orig. Value	Calc. Result	Units	Date/Time
ICV		960412S	101.95912		100.000000		102.0	% REC	09/24/96 1103
ICB		960920Z	0.00077						09/24/96 1130
CRI		960701T	7.17873		500.00		1.4	% REC	09/24/96 1301
CCV		960821M	52.44152		50.000		104.9	% REC	09/24/96 1345
CCB		960920Z	0.00115						09/24/96 1434
CCV		960821M	54.13324		50.000		108.3	% REC	09/24/96 1522
CCB		960920Z	0.00064						09/24/96 1547
CRI		960701T	6.63897		500.00		1.3	% REC	09/24/96 1559
CCV		960821M	48.63311		50.000		97.3	% REC	09/24/96 1612
CCB		960920Z	0.04381						09/24/96 1622
CCV		960821M	50.18759		50.000		100.4	% REC	09/24/96 1907
CCB		960920Z	-0.00208						09/24/96 1927
CCV		960821M	50.50937		50.000		101.0	% REC	09/24/96 2033
CCB		960920Z	-0.00299						09/24/96 2058
CCV		960821M	49.94113		50.000		99.9	% REC	09/24/96 2157
CCB		960920Z	0.00255						09/24/96 2204
MB		0924	0.02649						09/24/96 2312
LCS		960912Y	91.97200		100.000000		92.0	% REC	09/24/96 2328

The analytical results, opinions or interpretations contained in this report are based upon information and material supplied by the client for whose exclusive and confidential use this report has been made. The analytical results, opinions or interpretations expressed represent the best judgment of Core Laboratories. Core Laboratories, however, makes no warranty or representation, express or implied, of any type, and expressly disclaims same as to the productivity, proper operations or profitableness of any oil, gas, coal or other mineral property, well or sand in connection with which such report is used or relied upon for any reason whatsoever. This report shall not be reproduced, in whole or in part, without the written approval of Core Laboratories.

CORE LABORATORIES

QUALITY CONTROL RESULTS

Job Number: 962613 Date: 10/16/96

CUSTOMER: Daniel B. Stephens & Associates PROJECT: 6033.3 ENRON-ROSWELL ATTN: Bob Marley

Test Method.....: SW-846 6010A
Method Description.: Metals Analysis (ICAP)
Parameter.....: Sodium (Na)
Batch.....: 13697
Reporting Limit...: 1
Units.....: mg/L
Analyst...: smh

QC	Lab ID	Reagent	QC Result	QC Result	True Value	Orig. Value	Calc. Result	Units	Date/Time
CCV		960821M	50.39822		50.000		100.8	% REC	09/24/96 2334
CCB		960920Z	0.01407						09/24/96 2340
MD	962570-1		38.36626			37.70232	1.7	RPD	09/24/96 2346
MS	962570-2	960917G	92.87368		50.000	39.92289	105.9	% REC	09/24/96 2351
MSD	962570-2	960917G	90.01290	92.87368	50.000	39.92289	100.2	% REC	09/24/96 2359
							3.1	RPD	
CCV		960821M	51.06403		50.000		102.1	% REC	09/25/96 0040
CCB		960920Z	0.01369						09/25/96 0121
CCV		960821M	52.71476		50.000		105.4	% REC	09/25/96 0155
CCB		960920Z	0.00114						09/25/96 0211
CCV		960821M	53.55205		50.000		107.1	% REC	09/25/96 0245
CCB		960920Z	0.02609						09/25/96 0251
MD	962594-5		36.78205			34.98975	5.0	RPD	09/25/96 0256
CCV		960821M	52.70158		50.000		105.4	% REC	09/25/96 0319
CCB		960920Z	-0.00378						09/25/96 0331
CCV		960821M	52.96947		50.000		105.9	% REC	09/25/96 0404
CCB		960920Z	-0.01097						09/25/96 0415
CCV		960821M	51.99775		50.000		104.0	% REC	09/25/96 0428
CCB		960920Z	0.01057						09/25/96 0432

Test Method.....: SW-846 6010A
Method Description.: Metals Analysis (ICAP Trace)
Parameter.....: Lead (Pb)
Batch.....: 13697
Reporting Limit...: 0.05
Units.....: mg/L
Analyst...: smh

QC	Lab ID	Reagent	QC Result	QC Result	True Value	Orig. Value	Calc. Result	Units	Date/Time
ICV		960716T	2.04017		2.00		102.0	% REC	09/24/96 1033
ICB		960920Z	0.00032						09/24/96 1130
ISB		960630H	1.11980		1.000		112.0	% REC	09/24/96 1151
CRI		960701T	0.01154		0.3000		3.8	% REC	09/24/96 1301
CCV		960809Z	1.01907		1.0		101.9	% REC	09/24/96 1350
CCB		960920Z	-0.00143						09/24/96 1434
CCV		960809Z	1.00779		1.0		100.8	% REC	09/24/96 1534
CCB		960920Z	-0.00224						09/24/96 1547
CRI		960701T	0.00333		0.3000		1.1	% REC	09/24/96 1559
ISB		960630H	1.05105		1.000		105.1	% REC	09/24/96 1609
CCV		960809Z	1.00955		1.0		101.0	% REC	09/24/96 1615
CCB		960920Z	0.00054						09/24/96 1622
CCV		960809Z	0.99811		1.0		99.8	% REC	09/24/96 1918
CCB		960920Z	-0.00267						09/24/96 1927
CCV		960809Z	0.99869		1.0		99.9	% REC	09/24/96 2036
CCB		960920Z	-0.00060						09/24/96 2058
CCV		960809Z	0.99414		1.0		99.4	% REC	09/24/96 2159
CCB		960920Z	-0.00062						09/24/96 2204
MB		0924	-0.00147						09/24/96 2312
LCS		960923H	0.97873		1.00		97.9	% REC	09/24/96 2330
CCV		960809Z	1.02423		1.0		102.4	% REC	09/24/96 2336
CCB		960920Z	0.00099						09/24/96 2340
MD	962570-1		0.00665			0.00647	0.00018	ABS Diff.	09/24/96 2346
MS	962570-2	960917G	1.03702		1.000	0.00503	103.2	% REC	09/24/96 2351
MSD	962570-2	960917G	1.00583	1.03702	1.000	0.00503	100.1	% REC	09/24/96 2359
							3.1	RPD	

The analytical results, opinions or interpretations contained in this report are based upon information and material supplied by the client for whose exclusive and confidential use this report has been made. The analytical results, opinions or interpretations expressed represent the best judgment of Core Laboratories. Core Laboratories, however, makes no warranty or representation, express or implied, of any type, and expressly disclaims same as to the productivity, proper operations or profitableness of any oil, gas, coal or other mineral, property, well or sand in connection with which such report is used or relied upon for any reason whatsoever. This report shall not be reproduced, in whole or in part, without the written approval of Core Laboratories.

CORE LABORATORIES

QUALITY CONTROL RESULTS

Job Number: 962613 Date: 10/16/96

CUSTOMER: Daniel B. Stephens & Associates PROJECT: 6033.3 ENRON-ROSWELL ATTN: Bob Marley

Test Method.....: SW-846 6010A Batch.....: 13697 Analyst...: smh
Method Description.: Metals Analysis (ICAP Trace) Reporting Limit...: 0.05
Parameter.....: Lead (Pb) Units.....: mg/L

QC	Lab ID	Reagent	QC Result	QC Result	True Value	Orig. Value	Calc. Result	Units	Date/Time
CCV		960809Z	1.04103		1.0		104.1	% REC	09/25/96 0046
CCB		960920Z	-0.00017						09/25/96 0121
CCV		960809Z	1.03496		1.0		103.5	% REC	09/25/96 0159
CCB		960920Z	-0.00041						09/25/96 0211
MS	962594-4	960917G	1.10581		1.000	0.00186	110.4	% REC	09/25/96 0238
MSD	962594-4	960917G	1.11539	1.10581	1.000	0.00186	111.4	% REC	09/25/96 0240
							0.9	RPD	
CCV		960809Z	1.07319		1.0		107.3	% REC	09/25/96 0247
CCB		960920Z	0.00123						09/25/96 0251
MD	962594-5		0.01395			0.01727	0.00332	ABS Diff.	09/25/96 0256
CCV		960809Z	1.08235		1.0		108.2	% REC	09/25/96 0321
CCB		960920Z	0.00127						09/25/96 0331
CCV		960809Z	1.09121		1.0		109.1	% REC	09/25/96 0407
CCB		960920Z	0.00095						09/25/96 0415
ISB		960630H	1.14475		1.000		114.5	% REC	09/25/96 0423
CCV		960809Z	1.08623		1.0		108.6	% REC	09/25/96 0430
CCB		960920Z	0.00124						09/25/96 0432

Test Method.....: SW-846 6010A Batch.....: 13697 Analyst...: smh
Method Description.: Metals Analysis (ICAP Trace) Reporting Limit...: 0.1
Parameter.....: Selenium (Se) Units.....: mg/L

QC	Lab ID	Reagent	QC Result	QC Result	True Value	Orig. Value	Calc. Result	Units	Date/Time
ICV		960716T	2.04440		2.00		102.2	% REC	09/24/96 1033
ICB		960920Z	0.00882						09/24/96 1130
ISB		960630H	1.01561		1.000		101.6	% REC	09/24/96 1151
CRI		960701T	0.01931		0.5000		3.9	% REC	09/24/96 1301
CCV		960809Z	2.57295		2.5		102.9	% REC	09/24/96 1350
CCB		960920Z	0.00638						09/24/96 1434
CCV		960809Z	2.47567		2.5		99.0	% REC	09/24/96 1534
CCB		960920Z	-0.00031						09/24/96 1547
CRI		960701T	0.01688		0.5000		3.4	% REC	09/24/96 1559
ISB		960630H	0.93887		1.000		93.9	% REC	09/24/96 1609
CCV		960809Z	2.47586		2.5		99.0	% REC	09/24/96 1615
CCB		960920Z	0.00410						09/24/96 1622
CCV		960809Z	2.47075		2.5		98.8	% REC	09/24/96 1918
CCB		960920Z	0.00470						09/24/96 1927
CCV		960809Z	2.47273		2.5		98.9	% REC	09/24/96 2036
CCB		960920Z	-0.00351						09/24/96 2058
CCV		960809Z	2.44402		2.5		97.8	% REC	09/24/96 2159
CCB		960920Z	-0.00423						09/24/96 2204
MB		0924	-0.00359						09/24/96 2312
LCS		960923H	0.88330		1.00		88.3	% REC	09/24/96 2330
CCV		960809Z	2.48013		2.5		99.2	% REC	09/24/96 2336
CCB		960920Z	0.00111						09/24/96 2340
MD	962570-1		-0.00368			0.00070	0.00438	ABS Diff.	09/24/96 2346
MS	962570-2	960917G	0.91086		1.000	-0.00490	91.6	% REC	09/24/96 2351
MSD	962570-2	960917G	0.88600	0.91086	1.000	-0.00490	89.1	% REC	09/24/96 2359
							2.8	RPD	
CCV		960809Z	2.58232		2.5		103.3	% REC	09/25/96 0046
CCB		960920Z	-0.00234						09/25/96 0121

The analytical results, opinions or interpretations contained in this report are based upon information and material supplied by the client for whose exclusive and confidential use this report has been made. The analytical results, opinions or interpretations expressed represent the best judgment of Core Laboratories. Core Laboratories, however, makes no warranty or representation, express or implied, of any type, and expressly disclaims same as to the productivity, proper operations or profitableness of any oil, gas, coal or other mineral, property, well or sand in connection with which such report is used or relied upon for any reason whatsoever. This report shall not be reproduced, in whole or in part, without the written approval of Core Laboratories.

CORE LABORATORIES

QUALITY CONTROL RESULTS

Job Number: 962613 Date: 10/16/96

CUSTOMER: Daniel B. Stephens & Associates PROJECT: 6033.3 ENRON-ROSWELL ATTN: Bob Marley

Test Method.....: SW-846 6010A
Method Description.: Metals Analysis (ICAP Trace)
Parameter.....: Selenium (Se)
Batch.....: 13697
Reporting Limit...: 0.1
Units.....: mg/L
Analyst...: smh

QC	Lab ID	Reagent	QC Result	QC Result	True Value	Orig. Value	Calc. Result	Units	Date/Time
CCV		960809Z	2.60271		2.5		104.1	% REC	09/25/96 0159
CCB		960920Z	-0.00151						09/25/96 0211
MS	962594-4	960917G	0.98945		1.000	-0.00061	99.0	% REC	09/25/96 0238
MSD	962594-4	960917G	0.99332	0.98945	1.000	-0.00061	99.4	% REC	09/25/96 0240
							0.4	RPD	
CCV		960809Z	2.64029		2.5		105.6	% REC	09/25/96 0247
CCB		960920Z	0.00075						09/25/96 0251
MD	962594-5		0.00742			0.00604	0.00138	ABS Diff.	09/25/96 0256
CCV		960809Z	2.61761		2.5		104.7	% REC	09/25/96 0321
CCB		960920Z	-0.00618						09/25/96 0331
CCV		960809Z	2.62538		2.5		105.0	% REC	09/25/96 0407
CCB		960920Z	-0.00413						09/25/96 0415
ISB		960630H	1.02002		1.000		102.0	% REC	09/25/96 0423
CCV		960809Z	2.60281		2.5		104.1	% REC	09/25/96 0430
CCB		960920Z	0.00226						09/25/96 0432

Test Method.....: EPA 160.1
Method Description.: Solids, Total Dissolved (TDS)
Parameter.....: Solids, Total Dissolved (TDS)
Batch.....: 13776
Reporting Limit...: 10
Units.....: mg/L
Analyst...: sgm

QC	Lab ID	Reagent	QC Result	QC Result	True Value	Orig. Value	Calc. Result	Units	Date/Time
MB			0						09/26/96 1000
LCS		G960724A	498		500		99.6	% REC	09/26/96 1000
ED	962497-1		66			66	0.0	RPD	09/26/96 1000
EB	962497-1		0						09/26/96 1000
MD	962612-1		3490			3480	0.3	RPD	09/26/96 1000

Test Method.....: EPA 310.1
Method Description.: Alkalinity
Parameter.....: Alkalinity, Total as CaCO3
Batch.....: 13866
Reporting Limit...: 5
Units.....: mg/L CaCO3
Analyst...: sgm

QC	Lab ID	Reagent	QC Result	QC Result	True Value	Orig. Value	Calc. Result	Units	Date/Time
MB			0						09/30/96 1000
LCS		G960725A	108		100		108.0	% REC	09/30/96 1000
MD	962594-4		84			84	0.0	RPD	09/30/96 1000
MD	962618-4		0			0	0	ABS Diff.	09/30/96 1000
MD	962618-21		870			870	0.0	RPD	09/30/96 1000

Test Method.....: EPA 375.2
Method Description.: Sulfate (Automated MTB, AAII)
Parameter.....: Sulfate (SO4)
Batch.....: 13875
Reporting Limit...: 10.
Units.....: mg/L
Analyst...: dme

QC	Lab ID	Reagent	QC Result	QC Result	True Value	Orig. Value	Calc. Result	Units	Date/Time
ICL		G960209A	50.88395		50.0		101.8	% REC	09/30/96 2110
ICB			1.70512						09/30/96 2112
MD	962581-1		50.21557			49.64235	0.57322	ABS Diff.	09/30/96 2121
MS	962581-1	G960610A	95.06280		50.000000	49.64235	90.8	% REC	09/30/96 2124

The analytical results, opinions or interpretations contained in this report are based upon information and material supplied by the client for whose exclusive and confidential use this report has been made. The analytical results, opinions or interpretations expressed represent the best judgment of Core Laboratories. Core Laboratories, however, makes no warranty or representation, express or implied, of any type, and expressly disclaims same as to the productivity, proper operations or profitableness of any oil, gas, coal or other mineral property, well or sand in connection with which such report is used or relied upon for any reason whatsoever. This report shall not be reproduced, in whole or in part, without the written approval of Core Laboratories.

CORE LABORATORIES

QUALITY CONTROL RESULTS

Job Number: 962613 Date: 10/16/96

CUSTOMER: Daniel B. Stephens & Associates PROJECT: 6033.3 ENRON-ROSWELL ATTN: Bob Marley

Test Method.....: EPA 375.2 Batch.....: 13875 Analyst...: dme
Method Description.: Sulfate (Automated MTB, AAII) Reporting Limit...: 10.
Parameter.....: Sulfate (SO4) Units.....: mg/L

QC	Lab ID	Reagent	QC Result	QC Result	True Value	Orig. Value	Calc. Result	Units	Date/Time
CCV		G960415E	76.05933		80		95.1	% REC	09/30/96 2146
CCB			0.46105						09/30/96 2149
LCS		G960209A	47.15471		50.0		94.3	% REC	09/30/96 2217
CCV		G960415E	75.77698		80		94.7	% REC	09/30/96 2223
CCB			0.14943						09/30/96 2226
MD	962667-1		28.26229			28.26229	0.00000	ABS Diff.	09/30/96 2240
MS	962667-1	G960610A	73.14069		50.000000	28.26229	89.8	% REC	09/30/96 2243
CCV		G960415E	76.15345		80		95.2	% REC	09/30/96 2300
CCB			0.25333						09/30/96 2303
CCV		G960415E	77.56497		80		97.0	% REC	09/30/96 2337
CCB			0.25333						09/30/96 2339

Test Method.....: SW-846 7470 Batch.....: 13891 Analyst...: lmt
Method Description.: Mercury (CVAA) Reporting Limit...: 0.0002
Parameter.....: Mercury (Hg) Units.....: mg/L

QC	Lab ID	Reagent	QC Result	QC Result	True Value	Orig. Value	Calc. Result	Units	Date/Time
ICV		960624G	0.003763		0.004000		94.1	% REC	10/01/96 1000
ICB		10016	0.000048						10/01/96 1002
MB		0930	0.000048						10/01/96 1019
CCV		960930N	0.004681		0.005000		93.6	% REC	10/01/96 1024
CCB		10016	0.000048						10/01/96 1026
MD	962612-1		0.000048			0.000048	0.00000	ABS Diff.	10/01/96 1030
MS	962612-2	960930N	0.005057		0.005000	0.000048	100.2	% REC	10/01/96 1034
MS	962626-3	960930N	0.005516		0.005000	0.000048	109.4	% REC	10/01/96 1043
CCV		960930N	0.005099		0.005000		102.0	% REC	10/01/96 1047
CCB		10016	0.000048						10/01/96 1049
CCV		960930N	0.005307		0.005000		106.1	% REC	10/01/96 1104
CCB		10016	0.000048						10/01/96 1106
EB		1311	0.000048						10/01/96 1109
SB		960930N	0.004932		0.005000		98.6	% REC	10/01/96 1111
MS	962617-3	960930N	0.005307		0.005000	0.000048	105.2	% REC	10/01/96 1115
CCV		960930N	0.004723		0.005000		94.5	% REC	10/01/96 1124
CCB		10016	0.000048						10/01/96 1126
ED	962617-10		0.000048			0.000048	0.00000	ABS Diff.	10/01/96 1136
MD	962617-10		0.000048			0.000048	0.00000	ABS Diff.	10/01/96 1139
CCV		960930N	0.004806		0.005000		96.1	% REC	10/01/96 1149
CCB		10016	0.000048						10/01/96 1151
MS	962617-12	960930N	0.005099		0.005000	0.000048	101.0	% REC	10/01/96 1156
CCV		960930N	0.005057		0.005000		101.1	% REC	10/01/96 1158
CCB		10016	0.000048						10/01/96 1200

Test Method.....: EPA 325.2 Batch.....: 13895 Analyst...: dme
Method Description.: Chloride (Colorimetric, AA II) Reporting Limit...: 0.5
Parameter.....: Chloride Units.....: mg/L

QC	Lab ID	Reagent	QC Result	QC Result	True Value	Orig. Value	Calc. Result	Units	Date/Time
ICL		G960116A	51.57063		50.0		103.1	% REC	10/01/96 0940
LCS		G960116B	9.91483		10.0		99.1	% REC	10/01/96 0942

The analytical results, opinions or interpretations contained in this report are based upon information and material supplied by the client for whose exclusive and confidential use this report has been made. The analytical results, opinions or interpretations expressed represent the best judgment of Core Laboratories. Core Laboratories, however, makes no warranty or representation, express or implied, of any type, and expressly disclaims same as to the productivity, proper operations or profitableness of any oil, gas, coal or other mineral, property, well or sand in connection with which such report is used or relied upon for any reason whatsoever. This report shall not be reproduced, in whole or in part, without the written approval of Core Laboratories.

CORE LABORATORIES

QUALITY CONTROL RESULTS

Job Number: 962613 Date: 10/16/96

CUSTOMER: Daniel B. Stephens & Associates PROJECT: 6033.3 ENRON-ROSWELL ATTN: Bob Marley

Test Method.....: EPA 325.2 Batch.....: 13895 Analyst...: dme
Method Description.: Chloride (Colorimetric, AA II) Reporting Limit...: 0.5
Parameter.....: Chloride Units.....: mg/L

QC	Lab ID	Reagent	QC Result	QC Result	True Value	Orig. Value	Calc. Result	Units	Date/Time
ICB			0.04014						10/01/96 0945
CCV		G960506F	123.73740		120		103.1	% REC	10/01/96 1015
CCB			0.04014						10/01/96 1017
LCS		G960116A	52.43633		50.0		104.9	% REC	10/01/96 1042
CCV		G960506F	122.19525		120		101.8	% REC	10/01/96 1047
CCB			0.04014						10/01/96 1050
CCV		G960506F	122.27171		120		101.9	% REC	10/01/96 1120
CCB			0.04014						10/01/96 1122
MD	962681-1		7.28518			7.24141	0.6	RPD	10/01/96 1130
MS	962681-1	G960506A	57.88318		50.000000	7.24141	101.3	% REC	10/01/96 1132
MD	962681-2		7.15388			7.06635	1.2	RPD	10/01/96 1137
MS	962681-2	G960506A	60.45022		50.000000	7.06635	106.8	% REC	10/01/96 1140
CCV		G960506F	122.88583		120		102.4	% REC	10/01/96 1147
CCB			0.04014						10/01/96 1150

Test Method.....: EPA 353.2 Batch.....: 13986 Analyst...: sgm
Method Description.: Nitrogen, NO3 + NO2 (Auto Cd Red.) Reporting Limit...: 0.05
Parameter.....: Nitrate + Nitrite as N Units.....: mg/L

QC	Lab ID	Reagent	QC Result	QC Result	True Value	Orig. Value	Calc. Result	Units	Date/Time
ICL		G951016A	1.03		1.000000		103.0	% REC	10/01/96 1500
ICB			0.00						10/01/96 1500
MD	962613-1		0.76			0.75	1.3	RPD	10/01/96 1500
MS	962613-1	G951109	1.77		1.000000	0.75	102.0	% REC	10/01/96 1500
LCS		G951016A	1.03		1.000000		103.0	% REC	10/01/96 1500
CCV		G951109	1.98		2.000000		99.0	% REC	10/01/96 1500
CCB			0.00						10/01/96 1500
MD	962618-26		0.00			0.00	0	ABS Diff.	10/01/96 1500
MS	962618-26	G951109	0.79		1.000000	0.00	79.0	% REC	10/01/96 1500
CCV		G951109	1.83		2.000000		91.5	% REC	10/01/96 1500
CCB			0.00						10/01/96 1500
MD	962618-5		0.33			0.32	3.1	RPD	10/01/96 1500
MS	962618-5	G951109	1.30		1.000000	0.32	98.0	% REC	10/01/96 1500
CCV		G951109	1.80		2.000000		90.0	% REC	10/01/96 1500
CCB			0.00						10/01/96 1500
CCV		G951109	2.02		2.000000		101.0	% REC	10/01/96 1500
CCB			0.00						10/01/96 1500

The analytical results, opinions or interpretations contained in this report are based upon information and material supplied by the client for whose exclusive and confidential use this report has been made. The analytical results, opinions or interpretations expressed represent the best judgment of Core Laboratories. Core Laboratories, however, makes no warranty or representation, express or implied, of any type, and expressly disclaims same as to the productivity, proper operations or profitableness of any oil, gas, coal or other mineral property, well or sand in connection with which such report is used or relied upon for any reason whatsoever. This report shall not be reproduced, in whole or in part, without the written approval of Core Laboratories.

CORE LABORATORIES

QUALITY CONTROL RESULTS

Job Number: 962613 Date: 10/16/96

CUSTOMER: Daniel B. Stephens & Associates PROJECT: 6033.3 ENRON-ROSWELL ATTN: Bob Marley

QC Type	Description	Reag. Code	Lab ID	Dilution Factor	Date	Time

Test Method.....: SW-846 8240 Batch.....: 13650 Analyst ...: tdw
Method Description.: Volatile Organics Units.....: ug/L

RS	Reference Standard	V960924A			09/24/96	1028

Parameter/Test Description	QC Result	QC Result	Rep. Limit	True Value	Orig. Value	Calc. Result	Units
Benzene	52.48		1.	50.00		105.0	% REC
Bromodichloromethane	51.14		5.	50.00		102.3	% REC
Bromoform	50.23		5.	49.95		100.6	% REC
Carbon tetrachloride	43.72		5.	50.00		87.4	% REC
Chlorobenzene	49.96		5.	50.00		99.9	% REC
Chloroform	51.70		5.	50.00		103.4	% REC
Dibromochloromethane	51.72		5.	49.98		103.5	% REC
1,1-Dichloroethane	55.02		5.	49.98		110.1	% REC
1,2-Dichloroethane	52.56		5.	49.98		105.2	% REC
1,1-Dichloroethene	56.62		5.	49.98		113.3	% REC
trans-1,2-Dichloroethene	55.03		5.	50.00		110.1	% REC
1,2-Dichloropropane	52.87		5.	50.00		105.7	% REC
cis-1,3-Dichloropropene	46.94		5.	50.00		93.9	% REC
trans-1,3-Dichloropropene	47.11		5.	50.00		94.2	% REC
Ethylbenzene	50.81		5.	50.00		101.6	% REC
Methylene chloride	41.09		5.	49.70		82.7	% REC
Styrene	48.18		5.	50.10		96.2	% REC
1,1,2,2-Tetrachloroethane	58.36		5.	49.98		116.8	% REC
Tetrachloroethene	35.07		5.	50.00		70.1	% REC
Toluene	48.85		5.	50.00		97.7	% REC
1,1,1-Trichloroethane	48.19		5.	49.90		96.6	% REC
1,1,2-Trichloroethane	55.04		5.	49.98		110.1	% REC
Trichloroethene	44.69		5.	50.00		89.4	% REC
Xylenes (total)	159.42		5.	150.00		106.3	% REC

MB	Method Blank	AIN05			09/24/96	1142

Parameter/Test Description	QC Result	QC Result	Rep. Limit	True Value	Orig. Value	Calc. Result	Units
Acetone	ND		100.				
Benzene	ND		1.				
Bromodichloromethane	ND		5.				
Bromoform	ND		5.				
Bromomethane	ND		10.				
Methyl ethyl ketone (2-Butanone)	ND		100.				
Carbon disulfide	ND		5.				
Carbon tetrachloride	ND		5.				
Chlorobenzene	ND		5.				
Chloroethane	ND		10.				
2-Chloroethylvinyl ether	ND		10.				
Chloroform	ND		5.				
Chloromethane	ND		10.				
Dibromochloromethane	ND		5.				
1,1-Dichloroethane	ND		5.				
1,2-Dichloroethane	ND		5.				
1,1-Dichloroethene	ND		5.				
trans-1,2-Dichloroethene	ND		5.				

The analytical results, opinions or interpretations contained in this report are based upon information and material supplied by the client for whose exclusive and confidential use this report has been made. The analytical results, opinions or interpretations expressed represent the best judgment of Core Laboratories. Core Laboratories, however, makes no warranty or representation, express or implied, of any type, and expressly disclaims same as to the productivity, proper operations or profitableness of any oil, gas, coal or other mineral, property, well or sand in connection with which such report is used or relied upon for any reason whatsoever. This report shall not be reproduced, in whole or in part, without the written approval of Core Laboratories.

CORE LABORATORIES

QUALITY CONTROL RESULTS

Job Number: 962613 Date: 10/16/96

CUSTOMER: Daniel B. Stephens & Associates PROJECT: 6033.3 ENRON-ROSWELL ATTN: Bob Marley

QC Type	Description	Reag. Code	Lab ID	Dilution Factor	Date	Time
MB	Method Blank	AIN05			09/24/96	1142

Parameter/Test Description	QC Result	QC Result	Rep. Limit	True Value	Orig. Value	Calc. Result	Units
1,2-Dichloropropane	ND		5.				
cis-1,3-Dichloropropene	ND		5.				
trans-1,3-Dichloropropene	ND		5.				
Ethylbenzene	ND		5.				
2-Hexanone	ND		50.				
Methylene chloride	ND		5.				
4-Methyl-2-pentanone (MIBK)	ND		50.				
Styrene	ND		5.				
1,1,2,2-Tetrachloroethane	ND		5.				
Tetrachloroethene	ND		5.				
Toluene	ND		5.				
1,1,1-Trichloroethane	ND		5.				
1,1,2-Trichloroethane	ND		5.				
Trichloroethene	ND		5.				
Vinyl acetate	ND		50.				
Vinyl chloride	ND		10.				
Xylenes (total)	ND		5.				

Test Method.....: SW-846 8080 Batch.....: 13763 Analyst ...: smc
Method Description.: PCB Analysis Units.....: ug/L

MB	Method Blank	1912			09/26/96	2203

Parameter/Test Description	QC Result	QC Result	Rep. Limit	True Value	Orig. Value	Calc. Result	Units
Aroclor 1016	ND		0.5				
Aroclor 1221	ND		0.5				
Aroclor 1232	ND		0.5				
Aroclor 1242	ND		0.5				
Aroclor 1248	ND		0.5				
Aroclor 1254	ND		0.5				
Aroclor 1260	ND		0.5				
Aroclor 1262	ND		0.5				
Aroclor 1268	ND		0.5				

SB	Spiked Blank	P960918A		10	09/26/96	2330

Parameter/Test Description	QC Result	QC Result	Rep. Limit	True Value	Orig. Value	Calc. Result	Units
Aroclor 1254	0.198		0.5	0.20000		99.0	% REC

SBD	Spiked Blank Duplicate	P960918A		10	09/26/96	2359

Parameter/Test Description	QC Result	QC Result	Rep. Limit	True Value	Orig. Value	Calc. Result	Units
Aroclor 1254	0.200	0.198	0.5	0.20000		100.0	% REC
						1.0	RPD

The analytical results, opinions or interpretations contained in this report are based upon information and material supplied by the client for whose exclusive and confidential use this report has been made. The analytical results, opinions or interpretations expressed represent the best judgment of Core Laboratories. Core Laboratories, however, makes no warranty or representation, express or implied, of any type, and expressly disclaims same as to the productivity, proper operations or profitableness of any oil, gas, coal or other mineral, property, well or sand in connection with which such report is used or relied upon for any reason whatsoever. This report shall not be reproduced, in whole or in part, without the written approval of Core Laboratories.

CORE LABORATORIES

QUALITY CONTROL RESULTS

Job Number: 962613 Date: 10/16/96

CUSTOMER: Daniel B. Stephens & Associates PROJECT: 6033.3 ENRON-ROSWELL ATTN: Bob Marley

QC Type	Description	Reag. Code	Lab ID	Dilution Factor	Date	Time

Test Method.....: SW-846 8270 Batch.....: 13884 Analyst ...: mla
Method Description.: Semivolatile Organics Units.....: ug/L

MB	Method Blank	MB1915			09/29/96	2359

Parameter/Test Description	QC Result	QC Result	Rep. Limit	True Value	Orig. Value	Calc. Result	Units
Acenaphthene	ND		10.				
Acenaphthylene	ND		10.				
Anthracene	ND		10.				
Benzidine	ND		50.				
Benzo(a)anthracene	ND		10.				
Benzo(b)fluoranthene	ND		10.				
Benzo(k)fluoranthene	ND		10.				
Benzo(ghi)perylene	ND		10.				
Benzo(a)pyrene	ND		10.				
Benzyl alcohol	ND		20.				
Butyl benzyl phthalate	ND		10.				
Bis(2-chloroethoxy)methane	ND		10.				
Bis(2-chloroethyl)ether	ND		10.				
Bis(2-chloroisopropyl)ether	ND		10.				
Bis(2-ethylhexyl)phthalate	ND		10.				
4-Bromophenyl phenyl ether	ND		10.				
4-Chloroaniline	ND		10.				
2-Chloronaphthalene	ND		10.				
4-Chlorophenyl phenyl ether	ND		10.				
Chrysene	ND		10.				
Dibenzo(a,h)anthracene	ND		10.				
Dibenzofuran	ND		10.				
1,2-Dichlorobenzene	ND		10.				
1,3-Dichlorobenzene	ND		10.				
1,4-Dichlorobenzene	ND		10.				
3,3-Dichlorobenzidine	ND		20.				
Diethyl phthalate	ND		10.				
Dimethyl phthalate	ND		10.				
Di-n-butyl phthalate	ND		10.				
Di-n-octyl phthalate	ND		10.				
2,4-Dinitrotoluene	ND		10.				
2,6-Dinitrotoluene	ND		10.				
Fluoranthene	ND		10.				
Fluorene	ND		10.				
Hexachlorobenzene	ND		10.				
Hexachlorobutadiene	ND		10.				
Hexachlorocyclopentadiene	ND		10.				
Hexachloroethane	ND		10.				
Indeno(1,2,3-cd)pyrene	ND		10.				
Isophorone	ND		10.				
2-Methylnaphthalene	ND		10.				
Naphthalene	ND		10.				
o-Nitroaniline	ND		50.				
m-Nitroaniline	ND		50.				
p-Nitroaniline	ND		50.				
Nitrobenzene	ND		10.				
n-Nitrosodi-n-propylamine	ND		10.				
n-Nitrosodiphenylamine	ND		10.				

The analytical results, opinions or interpretations contained in this report are based upon information and material supplied by the client for whose exclusive and confidential use this report has been made. The analytical results, opinions or interpretations expressed represent the best judgment of Core Laboratories. Core Laboratories, however, makes no warranty or representation, express or implied, of any type, and expressly disclaims same as to the productivity, proper operations or profitableness of any oil, gas, coal or other mineral, property, well or sand in connection with which such report is used or relied upon for any reason whatsoever. This report shall not be reproduced, in whole or in part, without the written approval of Core Laboratories.

CORE LABORATORIES

QUALITY CONTROL RESULTS

Job Number: 962613 Date: 10/16/96

CUSTOMER: Daniel B. Stephens & Associates PROJECT: 6033.3 ENRON-ROSWELL ATTN: Bob Marley

QC Type	Description	Reag. Code	Lab ID	Dilution Factor	Date	Time
MB	Method Blank	MB1915			09/29/96	2359

Parameter/Test Description	QC Result	QC Result	Rep. Limit	True Value	Orig. Value	Calc. Result	Units
Phenanthrene	ND		10.				
Pyrene	ND		10.				
1,2,4-Trichlorobenzene	ND		10.				
Benzoic acid	ND		50.				
4-Chloro-3-methylphenol	ND		10.				
2-Chlorophenol	ND		10.				
2,4-Dichlorophenol	ND		10.				
2,4-Dimethylphenol	ND		10.				
2,4-Dinitrophenol	ND		50.				
2-Methyl-4,6-dinitrophenol	ND		50.				
2-Methylphenol (o-cresol)	ND		10.				
4-Methylphenol (p-cresol)	ND		10.				
2-Nitrophenol	ND		10.				
4-Nitrophenol	ND		50.				
Pentachlorophenol	ND		50.				
Phenol	ND		10.				
2,4,5-Trichlorophenol	ND		10.				
2,4,6-Trichlorophenol	ND		10.				

SB	Spiked Blank	B960529A			09/30/96	2009

Parameter/Test Description	QC Result	QC Result	Rep. Limit	True Value	Orig. Value	Calc. Result	Units
Acenaphthene	85.90		10.	100.0		85.9	% REC
1,4-Dichlorobenzene	68.66		10.	100.5		68.3	% REC
2,4-Dinitrotoluene	84.10		10.	100.0		84.1	% REC
n-Nitrosodi-n-propylamine	78.26		10.	100.4		77.9	% REC
Pyrene	82.59		10.	99.94		82.6	% REC
1,2,4-Trichlorobenzene	78.49		10.	99.92		78.6	% REC
4-Chloro-3-methylphenol	91.97		10.	99.99		92.0	% REC
2-Chlorophenol	76.74		10.	99.94		76.8	% REC
4-Nitrophenol	43.81		50.	100.5		43.6	% REC
Pentachlorophenol	95.48		50.	99.98		95.5	% REC
Phenol	33.22		10.	99.92		33.2	% REC

SBD	Spiked Blank Duplicate	B960529A			09/30/96	2109

Parameter/Test Description	QC Result	QC Result	Rep. Limit	True Value	Orig. Value	Calc. Result	Units
Acenaphthene	81.01	85.90	10.	100.0		81.0	% REC
						5.9	RPD
1,4-Dichlorobenzene	61.66	68.66	10.	100.5		61.4	% REC
						10.7	RPD
2,4-Dinitrotoluene	80.90	84.10	10.	100.0		80.9	% REC
						3.9	RPD
n-Nitrosodi-n-propylamine	73.05	78.26	10.	100.4		72.8	% REC
						6.9	RPD
Pyrene	80.66	82.59	10.	99.94		80.7	% REC
						2.4	RPD
1,2,4-Trichlorobenzene	72.79	78.49	10.	99.92		72.8	% REC
						7.5	RPD

The analytical results, opinions or interpretations contained in this report are based upon information and material supplied by the client for whose exclusive and confidential use this report has been made. The analytical results, opinions or interpretations expressed represent the best judgment of Core Laboratories. Core Laboratories, however, makes no warranty or representation, express or implied, of any type, and expressly disclaims same as to the productivity, proper operations or profitableness of any oil, gas, coal or other mineral, property, well or sand in connection with which such report is used or relied upon for any reason whatsoever. This report shall not be reproduced, in whole or in part, without the written approval of Core Laboratories.

CORE LABORATORIES

QUALITY CONTROL RESULTS

Job Number: 962613 Date: 10/16/96

CUSTOMER: Daniel B. Stephens & Associates PROJECT: 6033.3 ENRON-ROSWELL ATTN: Bob Marley

QC Type	Description	Reag. Code	Lab ID	Dilution Factor	Date	Time
SBD	Spiked Blank Duplicate	B960529A			09/30/96	2109

Parameter/Test Description	QC Result	QC Result	Rep. Limit	True Value	Orig. Value	Calc. Result	Units
4-Chloro-3-methylphenol	86.59	91.97	10.	99.99		86.6	% REC
						6.0	RPD
2-Chlorophenol	67.75	76.74	10.	99.94		67.8	% REC
						12.4	RPD
4-Nitrophenol	40.37	43.81	50.	100.5		40.2	% REC
						8.2	RPD
Pentachlorophenol	91.34	95.48	50.	99.98		91.4	% REC
						4.4	RPD
Phenol	30.35	33.22	10.	99.92		30.4	% REC
						9.0	RPD

The analytical results, opinions or interpretations contained in this report are based upon information and material supplied by the client for whose exclusive and confidential use this report has been made. The analytical results, opinions or interpretations expressed represent the best judgment of Core Laboratories. Core Laboratories, however, makes no warranty or representation, express or implied, of any type, and expressly disclaims same as to the productivity, proper operations or profitableness of any oil, gas, coal or other mineral, property, well or sand in connection with which such report is used or relied upon for any reason whatsoever. This report shall not be reproduced, in whole or in part, without the written approval of Core Laboratories.

CORE LABORATORIES

SURROGATE RECOVERIES REPORT

Job Number.: 962613 Report Date: 10/16/96

CUSTOMER: Daniel B. Stephens & Associates PROJECT: 6033.3 ENRON-ROSWELL ATTN: Bob Marley

Method.....: SW-846 8240 Batch.....: 13650
Method Code.....: 8240 Analyst.....: tdw

Surrogate	Units
4-Bromofluorobenzene	ug/L

Lab ID	Matrix	QC Type	Dilution	Result	True Value	Percent Recovery	Flag	Date	Time
		RS		49.62	50.179	98.9		09/24/96	1028
		MB		47.97	50.179	95.6		09/24/96	1142
962584-1				49.00	50.179	97.7		09/24/96	1350
962584-2				49.16	50.179	98.0		09/24/96	1422
962612-1				47.35	50.179	94.4		09/24/96	1454
962612-2				50.68	50.179	101.0		09/24/96	1526
962613-1				48.37	50.179	96.4		09/24/96	1558

Surrogate	Units
Dibromofluoromethane	ug/L

Lab ID	Matrix	QC Type	Dilution	Result	True Value	Percent Recovery	Flag	Date	Time
		RS		51.51	50.219	102.6		09/24/96	1028
		MB		52.34	50.219	104.2		09/24/96	1142
962584-1				52.59	50.219	104.7		09/24/96	1350
962584-2				54.17	50.219	107.9		09/24/96	1422
962612-1				54.34	50.219	108.2		09/24/96	1454
962612-2				51.17	50.219	101.9		09/24/96	1526
962613-1				52.03	50.219	103.6		09/24/96	1558

Surrogate	Units
Toluene-d8	ug/L

Lab ID	Matrix	QC Type	Dilution	Result	True Value	Percent Recovery	Flag	Date	Time
		RS		51.17	50.204	101.9		09/24/96	1028
		MB		51.14	50.204	101.9		09/24/96	1142
962584-1				52.28	50.204	104.1		09/24/96	1350
962584-2				51.87	50.204	103.3		09/24/96	1422
962612-1				50.38	50.204	100.4		09/24/96	1454
962612-2				51.66	50.204	102.9		09/24/96	1526
962613-1				49.89	50.204	99.4		09/24/96	1558

The analytical results, opinions or interpretations contained in this report are based upon information and material supplied by the client for whose exclusive and confidential use this report has been made. The analytical results, opinions or interpretations expressed represent the best judgment of Core Laboratories. Core Laboratories, however, makes no warranty or representation, express or implied, of any type, and expressly disclaims same as to the productivity, proper operations or profitableness of any oil, gas, coal or other mineral, property, well or sand in connection with which such report is used or relied upon for any reason whatsoever. This report shall not be reproduced, in whole or in part, without the written approval of Core Laboratories.

CORE LABORATORIES

SURROGATE RECOVERIES REPORT

Job Number.: 962613 Report Date: 10/16/96

CUSTOMER: Daniel B. Stephens & Associates PROJECT: 6033.3 ENRON-ROSWELL ATTN: Bob Marley

Method.....: SW-846 8080 Batch.....: 13763
Method Code.....: 8080PC Analyst.....: smc

Surrogate	Units
2,4,5,6-Tetrachloro-m-xylene	ug/L

Lab ID	Matrix	QC Type	Dilution	Result	True Value	Percent Recovery	Flag	Date	Time
		MB		0.0156	0.02004	78		09/26/96	2203
		SB		0.0168	0.02004	84		09/26/96	2330
		SBD		0.0192	0.02004	96		09/26/96	2359
962584-1				0.0157	0.02004	78		09/27/96	0028
962584-2				0.0179	0.02004	89		09/27/96	0057
962612-1				0.0157	0.02004	78		09/27/96	0126
962612-2				0.0184	0.02004	92		09/27/96	0155
962613-1				0.0154	0.02004	77		09/27/96	0224
962618-2				0.0204	0.02004	102		09/27/96	0253
962618-3				0.0202	0.02004	101		09/27/96	0322
962618-40				0.0199	0.02004	99		09/27/96	0351

Surrogate	Units
4,4'-Dichlorobiphenyl	ug/L

Lab ID	Matrix	QC Type	Dilution	Result	True Value	Percent Recovery	Flag	Date	Time
		MB		0.0192	0.02004	96		09/26/96	2203
		SB		0.0190	0.02004	95		09/26/96	2330
		SBD		0.0194	0.02004	97		09/26/96	2359
962584-1				0.0166	0.02004	83		09/27/96	0028
962584-2				0.0191	0.02004	95		09/27/96	0057
962612-1				0.0176	0.02004	88		09/27/96	0126
962612-2				0.0186	0.02004	93		09/27/96	0155
962613-1				0.0190	0.02004	95		09/27/96	0224
962618-2				0.0194	0.02004	97		09/27/96	0253
962618-3				0.0200	0.02004	100		09/27/96	0322
962618-40				0.0201	0.02004	100		09/27/96	0351

Method.....: SW-846 8270 Batch.....: 13884
Method Code.....: 8270 Analyst.....: mla

Surrogate	Units
2,4,6-Tribromophenol	ug/L

Lab ID	Matrix	QC Type	Dilution	Result	True Value	Percent Recovery	Flag	Date	Time
		MB	1.00	93.76	100.01	94		09/29/96	2359
962584-1			1.00	93.26	100.01	93		09/30/96	0058
		SB	1.00	90.91	100.01	91		09/30/96	2009
		SBD	1.00	86.71	100.01	87		09/30/96	2109

The analytical results, opinions or interpretations contained in this report are based upon information and material supplied by the client for whose exclusive and confidential use this report has been made. The analytical results, opinions or interpretations expressed represent the best judgment of Core Laboratories. Core Laboratories, however, makes no warranty or representation, express or implied, of any type, and expressly disclaims same as to the productivity, proper operations or profitableness of any oil, gas, coal or other mineral, property, well or sand in connection with which such report is used or relied upon for any reason whatsoever. This report shall not be reproduced, in whole or in part, without the written approval of Core Laboratories.

CORE LABORATORIES

SURROGATE RECOVERIES REPORT

Job Number.: 962613 Report Date: 10/16/96

CUSTOMER: Daniel B. Stephens & Associates PROJECT: 6033.3 ENRON-ROSWELL ATTN: Bob Marley

Surrogate	Units
2,4,6-Tribromophenol	ug/L

Lab ID	Matrix	QC Type	Dilution	Result	True Value	Percent Recovery	Flag	Date	Time
962584-2			1.00	90.67	100.01	91		09/30/96	2208
962612-1			1.00	89.68	100.01	90		09/30/96	2307
962612-2			1.00	90.67	100.01	91		10/01/96	0007
962613-1			1.00	92.64	100.01	93		10/01/96	0106

Surrogate	Units
2-Fluorobiphenyl	ug/L

Lab ID	Matrix	QC Type	Dilution	Result	True Value	Percent Recovery	Flag	Date	Time
		MB	1.00	33.15	50.01	66		09/29/96	2359
962584-1			1.00	35.30	50.01	71		09/30/96	0058
		SB	1.00	35.39	50.01	71		09/30/96	2009
		SBD	1.00	33.32	50.01	67		09/30/96	2109
962584-2			1.00	33.06	50.01	66		09/30/96	2208
962612-1			1.00	32.88	50.01	66		09/30/96	2307
962612-2			1.00	31.74	50.01	63		10/01/96	0007
962613-1			1.00	31.40	50.01	63		10/01/96	0106

Surrogate	Units
2-Fluorophenol	ug/L

Lab ID	Matrix	QC Type	Dilution	Result	True Value	Percent Recovery	Flag	Date	Time
		MB	1.00	43.51	100.00	44		09/29/96	2359
962584-1			1.00	42.14	100.00	42		09/30/96	0058
		SB	1.00	48.18	100.00	48		09/30/96	2009
		SBD	1.00	42.40	100.00	42		09/30/96	2109
962584-2			1.00	41.06	100.00	41		09/30/96	2208
962612-1			1.00	41.52	100.00	42		09/30/96	2307
962612-2			1.00	37.75	100.00	38		10/01/96	0007
962613-1			1.00	38.41	100.00	38		10/01/96	0106

Surrogate	Units
Nitrobenzene-d5	ug/L

Lab ID	Matrix	QC Type	Dilution	Result	True Value	Percent Recovery	Flag	Date	Time
		MB	1.00	33.34	50.05	67		09/29/96	2359
962584-1			1.00	33.05	50.05	66		09/30/96	0058
		SB	1.00	35.76	50.05	71		09/30/96	2009
		SBD	1.00	32.39	50.05	65		09/30/96	2109
962584-2			1.00	32.70	50.05	65		09/30/96	2208

The analytical results, opinions or interpretations contained in this report are based upon information and material supplied by the client for whose exclusive and confidential use this report has been made. The analytical results, opinions or interpretations expressed represent the best judgment of Core Laboratories. Core Laboratories, however, makes no warranty or representation, express or implied, of any type, and expressly disclaims same as to the productivity, proper operations or profitabilenesa of any oil, gas, coal or other mineral property, well or sand in connection with which such report is used or relied upon for any reason whatsoever. This report shall not be reproduced, in whole or in part, without the written approval of Core Laboratories.

CORE LABORATORIES

SURROGATE RECOVERIES REPORT

Job Number.: 962613 Report Date: 10/16/96

CUSTOMER: Daniel B. Stephens & Associates PROJECT: 6033.3 ENRON-ROSWELL ATTN: Bob Marley

Surrogate	Units
Nitrobenzene-d5	ug/L

Lab ID	Matrix	QC Type	Dilution	Result	True Value	Percent Recovery	Flag	Date	Time
962612-1			1.00	31.90	50.05	64		09/30/96	2307
962612-2			1.00	31.78	50.05	63		10/01/96	0007
962613-1			1.00	29.31	50.05	59		10/01/96	0106

Surrogate	Units
Phenol-d6	ug/L

Lab ID	Matrix	QC Type	Dilution	Result	True Value	Percent Recovery	Flag	Date	Time
		MB	1.00	28.08	100.02	28		09/29/96	2359
962584-1			1.00	26.63	100.02	27		09/30/96	0058
		SB	1.00	32.58	100.02	33		09/30/96	2009
		SBD	1.00	29.30	100.02	29		09/30/96	2109
962584-2			1.00	27.70	100.02	28		09/30/96	2208
962612-1			1.00	25.26	100.02	25		09/30/96	2307
962612-2			1.00	12.45	100.02	12		10/01/96	0007
962613-1			1.00	23.29	100.02	23		10/01/96	0106

Surrogate	Units
Terphenyl-d14	ug/L

Lab ID	Matrix	QC Type	Dilution	Result	True Value	Percent Recovery	Flag	Date	Time
		MB	1.00	44.76	50.00	90		09/29/96	2359
962584-1			1.00	45.20	50.00	90		09/30/96	0058
		SB	1.00	46.55	50.00	93		09/30/96	2009
		SBD	1.00	46.09	50.00	92		09/30/96	2109
962584-2			1.00	42.36	50.00	85		09/30/96	2208
962612-1			1.00	40.93	50.00	82		09/30/96	2307
962612-2			1.00	40.65	50.00	81		10/01/96	0007
962613-1			1.00	44.55	50.00	89		10/01/96	0106

The analytical results, opinions or interpretations contained in this report are based upon information and material supplied by the client for whose exclusive and confidential use this report has been made. The analytical results, opinions or interpretations expressed represent the best judgment of Core Laboratories. Core Laboratories, however, makes no warranty or representation, express or implied, of any type, and expressly disclaims same as to the productivity, proper operations or profitableness of any oil, gas, coal or other mineral property, well or sand in connection with which such report is used or relied upon for any reason whatsoever. This report shall not be reproduced, in whole or in part, without the written approval of Core Laboratories.

CORE LABORATORIES

QUALITY ASSURANCE METHODS

REFERENCES AND NOTES

Report Date: 10/16/96

Volatile Organics

Method 602/8020

Surrogate Recovery Limits

	Water	Soil
Bromofluorobenzene	89-110%	78-123%

Spike/Spike Duplicate Recovery Limits

	Water	Soil
Benzene	39-150%	75-125%
Ethylbenzene	32-160%	60-140%
Toluene	46-148%	70-130%
Xylenes	75-125%	61-139%

Method 8015 Modified

Spike/Spike Duplicate Recovery Limits

	Water	Soil
TVPH	81-124%	48-152%
TEPH	54-135%	54-135%

Method 624/8240/8260

Surrogate Recovery Limits

	Water	Soil
Dibromofluoromethane	86-118%	80-120%
Toluene-(d8)	88-110%	81-117%
4-Bromofluorobenzene	86-115%	74-121%

Spike/Spike Duplicate Recovery & RPD Limits

	Water		Soil	
	Recovery	RPD	Recovery	RPD
1,1-Dichloroethene	61-145%	14	59-172%	22
Trichloroethene	71-120%	14	62-137%	24
Benzene	76-127%	11	66-142%	21
Toluene	76-125%	13	59-139%	21
Chlorobenzene	75-130%	13	60-133%	21

Pesticides/PCB Organics

Method 608/8080

Surrogate Recovery Limits

	Water	Soil
Tetrachloro-m-xylene	60-150%	60-150%
4,4'-Dichlorobiphenyl	60-150%	60-150%

Method 8140

Surrogate Recovery Limits

	Water	Soil
Tributylphosphate	36-152%	36-152%
Triphenylphosphate	40-152%	40-152%

Base/Neutral/Acid Organics

Method 625/8270

Surrogate Recovery Limits

	Water	Soil
Nitrobenzene-d5	35-114%	23-120%
2-Fluorobiphenyl	43-116%	30-115%
4-Terphenyl-d14	33-141%	18-137%
Phenol-d6	10-94%	24-113%
2-Fluorophenol	21-100%	25-121%
2,4,6-Tribromophenol	10-123%	19-122%

The analytical results, opinions or interpretations contained in this report are based upon information and material supplied by the client for whose exclusive and confidential use this report has been made. The analytical results, opinions or interpretations expressed represent the best judgment of Core Laboratories. Core Laboratories, however, makes no warranty or representation, express or implied, of any type, and expressly disclaims same as to the productivity, proper operations or profitableness of any oil, gas, coal or other mineral, property, well or sand in connection with which such report is used or relied upon for any reason whatsoever. This report shall not be reproduced, in whole or in part, without the written approval of Core Laboratories.

QUALITY ASSURANCE METHODS

REFERENCES AND NOTES

Report Date: 10/16/96

Matrix Spike/Matrix Spike Duplicate Recovery & RPD Limits

	Water		Soil	
	Recovery	RPD	Recovery	RPD
Phenol	12-110%	42	26-90%	35
2-Chlorophenol	27-123%	40	25-102%	50
1,4-Dichlorobenzene	36-97%	28	28-104%	27
N-Nitroso-di-n-propylamine	41-116%	38	41-126%	38
1,2,4-Trichlorobenzene	39-98%	28	38-107%	23
4-Chloro-3-methylphenol	23-97%	42	26-103%	33
Acenaphthene	46-118%	31	31-137%	19
4-Nitrophenol	10-80%	50	11-114%	50
2,4-Dintrotoluene	24-96%	38	28-89%	47
Pentachlorophenol	9-103%	50	17-109%	47
Pyrene	26-127%	31	35-142%	36

The analytical results, opinions or interpretations contained in this report are based upon information and material supplied by the client for whose exclusive and confidential use this report has been made. The analytical results, opinions or interpretations expressed represent the best judgment of Core Laboratories. Core Laboratories, however, makes no warranty or representation, express or implied, of any type, and expressly disclaims same as to the productivity, proper operations or profitableness of any oil, gas, coal or other mineral property, well or sand in connection with which such report is used or relied upon for any reason whatsoever. This report shall not be reproduced, in whole or in part, without the written approval of Core Laboratories.

CORE LABORATORIES

QUALITY ASSURANCE METHODS

REFERENCES AND NOTES

Report Date: 10/16/96

(1) EPA 600/4-79-020, Methods for Chemical Analysis of Water and Wastes, March 1983

(2) EPA SW-846, Test Methods for Evaluating Solid Waste, Third Edition, 1989

(3) Standard Methods for The Examination of Water and Wastewater, 17th Edition, 1989

(4) EPA 600/4-80-032, Prescribed Procedures For Measurement Of Radioactivity In Drinking Water, August 1980

(5) EPA 600/8-78-017, Microbiological Methods For Monitoring The Environment, December 1978

(6) Federal Register, July 1, 1990 (40 CFR Part 136)

(7) EPA 600/4-88-03, Methods For The Determination of Organics Compounds in Drinking Water, December 1988

(8) U.S.G.S. Methods For Determination of Inorganic Substances In Water And Fluvial Sediments, Book 5, Chapter A1, 1985

(9) Federal Register, Friday, June 7, 1991 (40 CFR Parts 141 & 142)

(10) Standard Methods For The Examination of Water and Wastewater, 16th Edition, 1985

(11) ASTM, Section 11 Water and Environmental Technology, Volume 11.01 Water (1), 1991

(12) Methods of Soil Analysis, American Society of Agronomy, Agronomy No. 9, 1965

(13) EPA SW-846, Test Methods For Evaluating Solid Waste, Third Edition, Revision 1, November 1990

(14) ASTM, Section 5, Petroleum Products, Lubricants, and Fossil Fuels, Volume 05.05, Gaseous Fuels, Coal, and Coke

(15) EPA 600/2-78-054, Field and Laboratory Methods Applicable To Overburdens and Mine Soils, March 1978

(16) ASTM, Part 19, Soils and Rocks; Building Stones, 1981

Comments: Data in the QA report may differ from final results due to digestion and/or dilution of sample into analytical ranges. The "Time Analyzed" in the QA report refers to the start time of the analytical batch which may not reflect the actual time of each analysis. The "Date Analyzed" is the actual date of analysis. Results for soil and sludge samples are reported on a wet weight basis (i.e. not corrected for percent moisture) unless otherwise indicated.

NC = Not Calculable Due to Value(s) lower than the Detection Limit.

BLANK QC SAMPLE IDENTIFICATION

The analytical results, opinions or interpretations contained in this report are based upon information and material supplied by the client for whose exclusive and confidential use this report has been made. The analytical results, opinions or interpretations expressed represent the best judgment of Core Laboratories. Core Laboratories, however, makes no warranty or representation, express or implied, of any type, and expressly disclaims same as to the productivity, proper operations or profitableness of any oil, gas, coal or other mineral, property, well or sand in connection with which such report is used or relied upon for any reason whatsoever. This report shall not be reproduced, in whole or in part, without the written approval of Core Laboratories.

QUALITY ASSURANCE METHODS

REFERENCES AND NOTES

Report Date: 10/16/96

MB	Method Blank
ICB	Initial Calibration Blank
CCB	Continuing Calibration Blank

SPIKE QC SAMPLE IDENTIFICATION

MS	Method (Matrix) Spike
MSD	Method (Matrix) Spike Duplicate
PDS	Post Digestion Spike
SB	Spiked Blank
SBD	Spike Blank Duplicate

REFERENCE STANDARD QC SAMPLE IDENTIFICATION

LCS	Laboratory Control Standard
RS	Reference Standard
ICV	Initial Calibration Verification Standard
CCV	Continuing Calibration Verification Standard
ISA/ISB	ICP Interface Check Sample
ICL	Initial Calibration/Laboratory Control Sample
DSC	Distilled Standard Check

DUPLICATE QC SAMPLE IDENTIFICATION

MD	Method (Matrix) Duplicate
ED	Extraction Duplicate
DD	Digestion Duplicate

Analyses performed by a subcontract laboratory are indicated on the analytical and/or quality control reports under "technician" using the following codes:

SUBCONTRACT LABORATORY	CODE
Core Laboratories - Anaheim, CA	* AN
Core Laboratories - Casper, WY	* CA
Core Laboratories - Corpus Christi, TX	* CC
Core Laboratories - Houston, TX	* HP
Core Laboratories - Lake Charles, LA	* LC
Core Laboratories - Long Beach, CA	* LB
Other Subcontract Laboratories	* XX

EXPLANATION OF DATA FLAGS

B - This flag is used to indicate that an analyte is present in the method blank as well as in the sample. It indicates that the client should consider this when evaluating the results.

D - This flag indicates that surrogates were diluted out of calibration range and cannot be quantified.

E - Indicates that a sample result is an estimate because the concentration exceeded the calibration range of the instrument.

I - Used to indicate matrix interference.

J - Indicates that a value is an estimate. It is used when a compound is determined to be present based on the mass spectral data, but at a concentration less than the practical quantitation limit of the method.

The analytical results, opinions or interpretations contained in this report are based upon information and material supplied by the client for whose exclusive and confidential use this report has been made. The analytical results, opinions or interpretations expressed represent the best judgment of Core Laboratories. Core Laboratories, however, makes no warranty or representation, express or implied, of any type, and expressly disclaims same as to the productivity, proper operations or profitableness of any oil, gas, coal or other mineral property, well or sand in connection with which such report is used or relied upon for any reason whatsoever. This report shall not be reproduced, in whole or in part, without the written approval of Core Laboratories.

QUALITY ASSURANCE METHODS

REFERENCES AND NOTES

Report Date: 10/16/96

This flag is also used when estimating the concentration of a tentatively identified compound.

X - Indicates that a surrogate recovery is outside the specified quality control limits.

Y - Used to identify a spike or spike duplicate recovery that is outside the specified quality control limits.

Z - Indicates a relative percent difference for a spike and spike duplicate is outside the specified quality control limits.

* - Indicates a relative percent difference for a duplicate analysis is outside the specified quality control limits.

^ - Used to indicate that a standard is outside specified quality control limits.

The analytical results, opinions or interpretations contained in this report are based upon information and material supplied by the client for whose exclusive and confidential use this report has been made. The analytical results, opinions or interpretations expressed represent the best judgment of Core Laboratories. Core Laboratories, however, makes no warranty or representation, express or implied, of any type, and expressly disclaims same as to the productivity, proper operations or profitableness of any oil, gas, coal or other mineral, property, well or sand in connection with which such report is used or relied upon for any reason whatsoever. This report shall not be reproduced, in whole or in part, without the written approval of Core Laboratories.

Job Number 962675
October 16, 1996

CORE LABORATORIES

ANALYTICAL REPORT

JOB NUMBER: 962675

Prepared For:

Daniel B. Stephens & Associates
6020 Academy NE
Suite 100
Albuquerque, NM 87109

Attention: Bob Marley

Date: 10/16/96

Don Morris
Signature

October 18, 1996
Date

Name: Don L. Morris

Title: Project Manager

CORE LABORATORIES, INC.
10703 East Bethany Drive
Aurora, CO 80014

PHONE: (303) 751-1780
FAX: (303) 751-1784

The analytical results, opinions or interpretations contained in this report are based upon information and material supplied by the client for whose exclusive and confidential use this report has been made. The analytical results, opinions or interpretations expressed represent the best judgment of Core Laboratories. Core Laboratories, however, makes no warranty or representation, express or implied, of any type, and expressly disclaims same as to the productivity, proper operations or profitableness of any oil, gas, coal or other mineral, property, well or sand in connection with which such report is used or relied upon for any reason whatsoever. This report shall not be reproduced, in whole or in part, without the written approval of Core Laboratories

CORE LAB

CORE LABORATORIES, INC.

Pg 1 of 2 **No.** 77023

CHAIN OF CUSTODY RECORD

CUSTOMER INFORMATION	PROJECT INFORMATION
COMPANY: Daniel B. Stephens & Assoc.	PROJECT NAME/NUMBER: Enron-Roswell/6033.2
SEND REPORT TO: Bob Marley	BILLING INFORMATION
ADDRESS: 6020 Academy NE Ste. #100	BILL TO: George Robinson Enron Environmental Affairs
Albuquerque, NM 87109	ADDRESS: 1400 Smith St.
	Houston, TX 77251
PHONE: 505-822-9400	PHONE:
FAX: 505-822-8877	FAX: PO NO.:

LAB JOB NO. 962675

SAMPLE NO.	SAMPLE DESCRIPTION	SAMPLE DATE	SAMPLE TIME	SAMPLE MATRIX	CONTAINER	PRESERV.	NUMBER OF CONTAINERS	8080 PCBs	8270	Total Metals	SO_4 T. Alkalinity	8240	TDS	NO_2+NO_3	TPH (418.1)	REMARKS / PRECAUTIONS
1	MW-15	9/25/96	1200	Water	Various		9	X	X	X	X	X	X	X		
2	MW-99	9/25/96	—	Water	Various		9	X	X	X	X	X	X	X		
3	SG86-1@15'	9/24/96	0930	Soil	"		2	X	X	X		X			X	
4	SG86-1@30'	9/24/96	1000	Soil	"		2	X	X	X		X			X	
5	SG86-2@5'	9/24/96	1145	Soil	"		2	X	X	X		X			X	
6	SG86-2@30'	9/24/96	1300	Soil	"		2	X	X	X		X			X	
7	SG86-4@30'	9/24/96	1510	Soil	"		2	X	X	X		X			X	
8	MW-18@10'	9/25/96	0830	Soil	"		1								X	
9	MW-18@20'	9/25/96	0845	Soil	"		1								X	
10	MW-18@30'	9/25/96	0915	Soil	"		1								X	temp 2.0°c

SAMPLER: T. Roth/B. Marley SHIPMENT METHOD: AIRBILL NO.: 8648335990

REQUIRED TURNAROUND:* ☐ SAME DAY ☐ 24 HOURS ☐ 48 HOURS ☐ 72 HOURS ☐ 5 DAYS ☐ 10 DAYS ☒ ROUTINE OTHER

1. RELINQUISHED BY:	DATE	2. RELINQUISHED BY:	DATE	3. RELINQUISHED BY:	DATE
SIGNATURE: Tracy L. Roth	9/25/96	SIGNATURE:		SIGNATURE:	
PRINTED NAME/COMPANY: Tracy L. Roth/DBS+A	TIME: 1500	PRINTED NAME/COMPANY:	TIME	PRINTED NAME/COMPANY:	TIME
1. RECEIVED BY:	DATE	2. RECEIVED BY:	DATE	3. RECEIVED BY:	DATE
SIGNATURE: Michelle Weatherford	9/26/96	SIGNATURE:		SIGNATURE:	
PRINTED NAME/COMPANY: CORE	TIME: 0930	PRINTED NAME/COMPANY:	TIME	PRINTED NAME/COMPANY:	TIME

* RUSH TURNAROUND MAY REQUIRE SURCHARGE

☐ **Anaheim, CA** 1250 E. Gene Autry Way Anaheim, CA 92805 (714) 937-1094 Fax (714) 937-1170

☐ **Aurora, CO** 10703 E. Bethany Drive Aurora, CO 80014 (303) 751-1780 Fax (303) 751-1784

☐ **Casper, WY** 420 W. First Street Casper, WY 82601 (307) 235-5741 Fax (307) 266-1676

☐ **Corpus Christi, TX** 1733 N. Padre Island Drive Corpus Christi, TX 78408 (512) 289-2673 Fax (512) 289-2471

☐ **Edison, NJ** 284 Raritan Center Parkway Edison, NJ 08837 (908) 225-6700 Fax (908) 225-6777

☐ **Houston, TX (Env)** 6310 Rothway Drive Houston, TX 77040 (713) 690-4444 Fax (713) 690-5646

☐ **Houston, TX (Pet)** 6210 Mosley Road Houston, TX 77075 (713) 943-9776 Fax (713) 943-3846

☐ **Indianapolis, IN** 7726 Moller Road Indianapolis, IN 46268 (317) 875-5894 Fax (317) 872-6189

☐ **Lake Charles, LA** 3645 Beglis Parkway Sulphur, LA 70663 (318) 583-4926 Fax (318) 583-4929

☐ **Long Beach, CA** 3700 Cherry Avenue Long Beach, CA 90807 (310) 595-8401 Fax (310) 427-5174

☐ **Tampa, FL** 5460 Beaumont Center Blvd. Tampa, FL 33634 (813)884-8268 Fax (813) 885-4938

☐ **Valparaiso, IN** 2400 Cumberland Drive Valparaiso, IN 46383 (219) 464-2389 Fax (219) 462-2953

ORIGINAL

CORELAB

CORE LABORATORIES, INC.

Pg 2 of 2

No. 77024

CHAIN OF CUSTODY RECORD

CUSTOMER INFORMATION	PROJECT INFORMATION
COMPANY: Daniel B. Stephens & Assoc.	PROJECT NAME/NUMBER: 6033.2
SEND REPORT TO: Bob Marley	BILLING INFORMATION
ADDRESS: 6020 Academy NE Suite 100	BILL TO: See 1st
Albuq NM 87109	ADDRESS: page
PHONE: 505 822 9400	PHONE:
FAX:	FAX: PO NO.:

LAB JOB NO. 962675

SAMPLE NO.	SAMPLE DESCRIPTION	SAMPLE DATE	SAMPLE TIME	SAMPLE MATRIX	CONTAINER	PRESERV.	NUMBER OF CONTAINERS	TPH 418.1	8080 PCBs	8270	Total Metals	8240				REMARKS / PRECAUTIONS
11	MW-18 @ 40'	9/25/96	0940	Soil	9/ass	—	1	X								
12	MW-18 @ 50'	9/25/96	1000	Soil	"	—	1	X								
13	MW-18 @ 60'	9/25/96	1020	Soil	"	—	2	X	X	X	X	X				

SAMPLER: B. Marley

SHIPMENT METHOD: Fed-X

AIRBILL NO.: 8648335990

REQUIRED TURNAROUND:* [ ] SAME DAY [ ] 24 HOURS [ ] 48 HOURS [ ] 72 HOURS [ ] 5 DAYS [ ] 10 DAYS [X] ROUTINE OTHER

1. RELINQUISHED BY:	DATE	2. RELINQUISHED BY:	DATE	3. RELINQUISHED BY:	DATE
SIGNATURE: Tracy L. Roth	9/25/96	SIGNATURE:		SIGNATURE:	
PRINTED NAME/COMPANY: Tracy L. Roth / DBS+A	TIME: 1500	PRINTED NAME/COMPANY:	TIME	PRINTED NAME/COMPANY:	TIME
1. RECEIVED BY:	DATE	2. RECEIVED BY:	DATE	3. RECEIVED BY:	DATE
SIGNATURE: Michelle Weatherford	9/26/96	SIGNATURE:		SIGNATURE:	
PRINTED NAME/COMPANY: CORE	TIME: 0930	PRINTED NAME/COMPANY:	TIME	PRINTED NAME/COMPANY:	TIME

* RUSH TURNAROUND MAY REQUIRE SURCHARGE

☐ Anaheim, CA 1250 E. Gene Autry Way Anaheim, CA 92805 (714) 937-1094 Fax (714) 937-1170

☐ Aurora, CO 10703 E. Bethany Drive Aurora, CO 80014 (303) 751-1780 Fax (303) 751-1784

☐ Casper, WY 420 W. First Street Casper, WY 82601 (307) 235-5741 Fax (307) 266-1676

☐ Corpus Christi, TX 1733 N. Padre Island Drive Corpus Christi, TX 78408 (512) 289-2673 Fax (512) 289-2471

☐ Edison, NJ 284 Raritan Center Parkway Edison, NJ 08837 (908) 225-6700 Fax (908) 225-6777

☐ Houston, TX (Env) 6310 Rothway Drive Houston, TX 77040 (713) 690-4444 Fax (713) 690-5646

☐ Houston, TX (Pet) 8210 Mosley Road Houston, TX 77075 (713) 943-9776 Fax (713) 943-3846

☐ Indianapolis, IN 7726 Moller Road Indianapolis, IN 46268 (317) 875-5894 Fax (317) 872-6189

☐ Lake Charles, LA 3645 Beglis Parkway Sulphur, LA 70663 (318) 583-4926 Fax (318) 583-4929

☐ Long Beach, CA 3700 Cherry Avenue Long Beach, CA 90807 (310) 595-8401 Fax (310) 427-5174

☐ Tampa, FL 5460 Beaumont Center Blvd. Tampa, FL 33634 (813)884-8268 Fax (813) 885-4936

☐ Valparaiso, IN 2400 Cumberland Drive Valparaiso, IN 46383 (219) 464-2389 Fax (2[illegible]2953

ORIGINAL

CORE LABORATORIES

SAMPLE DELIVERY GROUP NARRATIVE

October 17, 1996

Customer: Daniel B. Stephens & Associates
Project: 6033.2 ENRON-ROSWELL
Core Laboratories Project Number: 962675

Method 8240 GC/MS Volatiles Analysis:

The method blank associated with samples 1 and 2 in this project had a positive detection for benzene at the detection limit of 1.0ug/L. As a result, all samples associated with this method blank will be flagged with a "B".

Method 8270 GC/MS Semivolatiles Analysis:

The method blank associated with this project had a positive detection for di-n-butyl phthalate. As a result, all samples associated with this method blank will be flagged with a "B".

Linda L. Benkers
QA/QC Coordinator

Michael L. Armstrong
Laboratory Supervisor

The analytical results, opinions or interpretations contained in this report are based upon information and material supplied by the client for whose exclusive and confidential use this report has been made. The analytical results, opinions or interpretations expressed represent the best judgment of Core Laboratories. Core Laboratories, however, makes no warranty or representation, express or implied, of any type, and expressly disclaims same as to the productivity, proper operations or profitableness of any oil, gas, coal or other mineral property, well or sand in connection with which such report is used or relied upon for any reason whatsoever. This report shall not be reproduced, in whole or in part, without the written approval of Core Laboratories

CORE LABORATORIES

SAMPLE INFORMATION
Date: 10/16/96

Job Number.: 962675
Customer ..: Daniel B. Stephens & Associates
Attn.....: Bob Marley

Project Number.....: 96000156
Customer Project ID....: 6033.2 ENRON-ROSWELL
Project Description....: DB Stevens/Enron

Laboratory Sample ID	Customer Sample ID	Sample Matrix	Date Sampled	Time Sampled	Date Received	Time Received
962675-1	MW-15	Water	09/25/96	12:00	09/26/96	09:30
962675-2	MW-99	Water	09/25/96	00:00	09/26/96	09:30
962675-3	SG86-1@15'	Soil	09/24/96	09:30	09/26/96	09:30
962675-4	SG86-1@30'	Soil	09/24/96	10:00	09/26/96	09:30
962675-5	SG86-2@5'	Soil	09/24/96	11:45	09/26/96	09:30
962675-6	SG86-2@30'	Soil	09/24/96	13:00	09/26/96	09:30
962675-7	SG86-4@30'	Soil	09/24/96	15:10	09/26/96	09:30
962675-8	MW-18@10'	Soil	09/24/96	08:30	09/26/96	09:30
962675-9	MW-18@20'	Soil	09/25/96	08:45	09/26/96	09:30
962675-10	MW-18@30'	Soil	09/25/96	09:15	09/26/96	09:30
962675-11	MW-18@40'	Soil	09/25/96	09:40	09/26/96	09:30
962675-12	MW-18@50'	Soil	09/25/96	10:00	09/26/96	09:30
962675-13	MW-18@60'	Soil	09/25/96	10:20	09/26/96	09:30

The analytical results, opinions or interpretations contained in this report are based upon information and material supplied by the client for whose exclusive and confidential use this report has been made. The analytical results, opinions or interpretations expressed represent the best judgment of Core Laboratories. Core Laboratories, however, makes no warranty or representation, express or implied, of any type, and expressly disclaims same as to the productivity, proper operations or profitableness of any oil, gas, coal or other mineral, property, well or sand in connection with which such report is used or relied upon for any reason whatsoever. This report shall not be reproduced, in whole or in part, without the written approval of Core Laboratories.

CORELAB

CORE LABORATORIES

LABORATORY TEST RESULTS

Job Number: 962675 Date: 10/16/96

CUSTOMER: Daniel B. Stephens & Associates PROJECT: 6033.2 ENRON-ROSWELL ATTN: Bob Marley

Customer Sample ID: MW-15
Date Sampled.....: 09/25/96
Time Sampled.....: 12:00
Sample Matrix.....: Water

Laboratory Sample ID: 962675-1
Date Received.....: 09/26/96
Time Received.....: 09:30

TEST METHOD	PARAMETER/TEST DESCRIPTION	SAMPLE RESULT	FLAGS	REPORTING LIMIT	UNITS	DATE	TECH
EPA 310.1	Alkalinity, Total as CaCO3, Unfilt	138		5	mg/L CaCO3	09/30/96	sgm
EPA 325.2	Chloride, Unfilt	438		2	mg/L	10/01/96	dme
EPA 353.2	Nitrate + Nitrite as N	0.58		0.05	mg/L	10/07/96	dme
EPA 160.1	Solids, Total Dissolved (TDS), Filt.	3860		10	mg/L	09/30/96	sgm
EPA 375.2	Sulfate (SO4), Unfilt	3940		200	mg/L	09/30/96	dme
SW-846 3010	Acid Digestion, Total Metals, Total	Complete				10/04/96	gag
SW-846 6010A	Arsenic (As), Total	<0.05		0.05	mg/L	10/04/96	smh
SW-846 6010A	Barium (Ba), Total	0.03		0.01	mg/L	10/04/96	smh
SW-846 6010A	Cadmium (Cd), Total	<0.005		0.005	mg/L	10/04/96	smh
SW-846 6010A	Calcium (Ca), Total	1130		1	mg/L	10/04/96	smh
SW-846 6010A	Chromium (Cr), Total	<0.01		0.01	mg/L	10/04/96	smh
SW-846 6010A	Lead (Pb), Total	<0.003		0.003	mg/L	10/04/96	smh
SW-846 6010A	Magnesium (Mg), Total	180		0.1	mg/L	10/04/96	smh
SW-846 6010A	Manganese (Mn), Total	0.85		0.01	mg/L	10/04/96	smh
SW-846 7470	Mercury (Hg), Total	<0.0002		0.0002	mg/L	10/02/96	lmt
SW-846 6010A	Potassium (K), Total	7		5	mg/L	10/07/96	gag
SW-846 6010A	Selenium (Se), Total	<0.01		0.01	mg/L	10/04/96	smh
SW-846 6010A	Silver (Ag), Total	<0.01		0.01	mg/L	10/04/96	smh
SW-846 6010A	Sodium (Na), Total	210		10	mg/L	10/04/96	smh
SW-846 3510B	Extraction (Sep. Funnel) PCBs						
	Separatory Funnel Liq/Liq Extraction	Complete				10/01/96	jbd
SW-846 8080	PCB Analysis						
	Aroclor 1016	ND		0.5	ug/L	10/02/96	smc
	Aroclor 1221	ND		0.5	ug/L	10/02/96	smc
	Aroclor 1232	ND		0.5	ug/L	10/02/96	smc
	Aroclor 1242	ND		0.5	ug/L	10/02/96	smc
	Aroclor 1248	ND		0.5	ug/L	10/02/96	smc
	Aroclor 1254	ND		0.5	ug/L	10/02/96	smc

The analytical results, opinions or interpretations contained in this report are based upon information and material supplied by the client for whose exclusive and confidential use this report has been made. The analytical results, opinions or interpretations expressed represent the best judgment of Core Laboratories. Core Laboratories, however, makes no warranty or representation, express or implied, of any type, and expressly disclaims same as to the productivity, proper operations or profitableness of any oil, gas, coal or other mineral, property, well or sand in connection with which such report is used or relied upon for any reason whatsoever. This report shall not be reproduced, in whole or in part, without the written approval of Core Laboratories.

CORE LABORATORIES

LABORATORY TEST RESULTS

Job Number: 962675 Date: 10/16/96

CUSTOMER: Daniel B. Stephens & Associates PROJECT: 6033.2 ENRON-ROSWELL ATTN: Bob Marley

Customer Sample ID: MW-15
Date Sampled.....: 09/25/96
Time Sampled.....: 12:00
Sample Matrix.....: Water

Laboratory Sample ID: 962675-1
Date Received.....: 09/26/96
Time Received.....: 09:30

TEST METHOD	PARAMETER/TEST DESCRIPTION	SAMPLE RESULT	FLAGS	REPORTING LIMIT	UNITS	DATE	TECH
	Aroclor 1260	ND		0.5	ug/L	10/02/96	smc
	Aroclor 1262	ND		0.5	ug/L	10/02/96	smc
	Aroclor 1268	ND		0.5	ug/L	10/02/96	smc
SW-846 3510B	Extraction (Sep. Funnel) SVOC						
	Separatory Funnel Liq/Liq Extraction	Complete				09/28/96	jbd
SW-846 8270	Semivolatile Organics						
	Acenaphthene	ND		10.	ug/L	10/04/96	dmj
	Acenaphthylene	ND		10.	ug/L	10/04/96	dmj
	Anthracene	ND		10.	ug/L	10/04/96	dmj
	Benzidine	ND		50.	ug/L	10/04/96	dmj
	Benzo(a)anthracene	ND		10.	ug/L	10/04/96	dmj
	Benzo(b)fluoranthene	ND		10.	ug/L	10/04/96	dmj
	Benzo(k)fluoranthene	ND		10.	ug/L	10/04/96	dmj
	Benzo(ghi)perylene	ND		10.	ug/L	10/04/96	dmj
	Benzo(a)pyrene	ND		10.	ug/L	10/04/96	dmj
	Benzyl alcohol	ND		20.	ug/L	10/04/96	dmj
	Butyl benzyl phthalate	ND		10.	ug/L	10/04/96	dmj
	Bis(2-chloroethoxy)methane	ND		10.	ug/L	10/04/96	dmj
	Bis(2-chloroethyl)ether	ND		10.	ug/L	10/04/96	dmj
	Bis(2-chloroisopropyl)ether	ND		10.	ug/L	10/04/96	dmj
	Bis(2-ethylhexyl)phthalate	ND		10.	ug/L	10/04/96	dmj
	4-Bromophenyl phenyl ether	ND		10.	ug/L	10/04/96	dmj
	4-Chloroaniline	ND		10.	ug/L	10/04/96	dmj
	2-Chloronaphthalene	ND		10.	ug/L	10/04/96	dmj
	4-Chlorophenyl phenyl ether	ND		10.	ug/L	10/04/96	dmj
	Chrysene	ND		10.	ug/L	10/04/96	dmj
	Dibenzo(a,h)anthracene	ND		10.	ug/L	10/04/96	dmj
	Dibenzofuran	ND		10.	ug/L	10/04/96	dmj
	1,2-Dichlorobenzene	ND		10.	ug/L	10/04/96	dmj
	1,3-Dichlorobenzene	ND		10.	ug/L	10/04/96	dmj
	1,4-Dichlorobenzene	ND		10.	ug/L	10/04/96	dmj
	3,3-Dichlorobenzidine	ND		20.	ug/L	10/04/96	dmj
	Diethyl phthalate	ND		10.	ug/L	10/04/96	dmj
	Dimethyl phthalate	ND		10.	ug/L	10/04/96	dmj
	Di-n-butyl phthalate	ND		10.	ug/L	10/04/96	dmj
	Di-n-octyl phthalate	ND		10.	ug/L	10/04/96	dmj
	2,4-Dinitrotoluene	ND		10.	ug/L	10/04/96	dmj
	2,6-Dinitrotoluene	ND		10.	ug/L	10/04/96	dmj
	Fluoranthene	ND		10.	ug/L	10/04/96	dmj
	Fluorene	ND		10.	ug/L	10/04/96	dmj
	Hexachlorobenzene	ND		10.	ug/L	10/04/96	dmj
	Hexachlorobutadiene	ND		10.	ug/L	10/04/96	dmj
	Hexachlorocyclopentadiene	ND		10.	ug/L	10/04/96	dmj
	Hexachloroethane	ND		10.	ug/L	10/04/96	dmj
	Indeno(1,2,3-cd)pyrene	ND		10.	ug/L	10/04/96	dmj
	Isophorone	ND		10.	ug/L	10/04/96	dmj
	2-Methylnaphthalene	ND		10.	ug/L	10/04/96	dmj

The analytical results, opinions or interpretations contained in this report are based upon information and material supplied by the client for whose exclusive and confidential use this report has been made. The analytical results, opinions or interpretations expressed represent the best judgment of Core Laboratories. Core Laboratories, however, makes no warranty or representation, express or implied, of any type, and expressly disclaims same as to the productivity, proper operations or profitableness of any oil, gas, coal or other mineral property, well or sand in connection with which such report is used or relied upon for any reason whatsoever. This report shall not be reproduced, in whole or in part, without the written approval of Core Laboratories.

CORE LABORATORIES

LABORATORY TEST RESULTS

Job Number: 962675 Date: 10/16/96

CUSTOMER: Daniel B. Stephens & Associates PROJECT: 6033.2 ENRON-ROSWELL ATTN: Bob Marley

Customer Sample ID: MW-15
Date Sampled.....: 09/25/96
Time Sampled.....: 12:00
Sample Matrix.....: Water

Laboratory Sample ID: 962675-1
Date Received.....: 09/26/96
Time Received.....: 09:30

TEST METHOD	PARAMETER/TEST DESCRIPTION	SAMPLE RESULT	FLAGS	REPORTING LIMIT	UNITS	DATE	TECH
	Naphthalene	ND		10.	ug/L	10/04/96	dmj
	o-Nitroaniline	ND		50.	ug/L	10/04/96	dmj
	m-Nitroaniline	ND		50.	ug/L	10/04/96	dmj
	p-Nitroaniline	ND		50.	ug/L	10/04/96	dmj
	Nitrobenzene	ND		10.	ug/L	10/04/96	dmj
	n-Nitrosodi-n-propylamine	ND		10.	ug/L	10/04/96	dmj
	n-Nitrosodiphenylamine	ND		10.	ug/L	10/04/96	dmj
	Phenanthrene	ND		10.	ug/L	10/04/96	dmj
	Pyrene	ND		10.	ug/L	10/04/96	dmj
	1,2,4-Trichlorobenzene	ND		10.	ug/L	10/04/96	dmj
	Benzoic acid	ND		50.	ug/L	10/04/96	dmj
	4-Chloro-3-methylphenol	ND		10.	ug/L	10/04/96	dmj
	2-Chlorophenol	ND		10.	ug/L	10/04/96	dmj
	2,4-Dichlorophenol	ND		10.	ug/L	10/04/96	dmj
	2,4-Dimethylphenol	ND		10.	ug/L	10/04/96	dmj
	2,4-Dinitrophenol	ND		50.	ug/L	10/04/96	dmj
	2-Methyl-4,6-dinitrophenol	ND		50.	ug/L	10/04/96	dmj
	2-Methylphenol (o-cresol)	ND		10.	ug/L	10/04/96	dmj
	4-Methylphenol (p-cresol)	ND		10.	ug/L	10/04/96	dmj
	2-Nitrophenol	ND		10.	ug/L	10/04/96	dmj
	4-Nitrophenol	ND		50.	ug/L	10/04/96	dmj
	Pentachlorophenol	ND		50.	ug/L	10/04/96	dmj
	Phenol	ND		10.	ug/L	10/04/96	dmj
	2,4,5-Trichlorophenol	ND		10.	ug/L	10/04/96	dmj
	2,4,6-Trichlorophenol	ND		10.	ug/L	10/04/96	dmj
SW-846 8240	Volatile Organics						
	Acetone	ND		100.	ug/L	10/01/96	tdw
	Benzene	4	B	1.	ug/L	10/01/96	tdw
	Bromodichloromethane	ND		5.	ug/L	10/01/96	tdw
	Bromoform	ND		5.	ug/L	10/01/96	tdw
	Bromomethane	ND		10.	ug/L	10/01/96	tdw
	Methyl ethyl ketone (2-Butanone)	ND		100.	ug/L	10/01/96	tdw
	Carbon disulfide	ND		5.	ug/L	10/01/96	tdw
	Carbon tetrachloride	ND		5.	ug/L	10/01/96	tdw
	Chlorobenzene	ND		5.	ug/L	10/01/96	tdw
	Chloroethane	ND		10.	ug/L	10/01/96	tdw
	2-Chloroethylvinyl ether	ND		10.	ug/L	10/01/96	tdw
	Chloroform	ND		5.	ug/L	10/01/96	tdw
	Chloromethane	ND		10.	ug/L	10/01/96	tdw
	Dibromochloromethane	ND		5.	ug/L	10/01/96	tdw
	1,1-Dichloroethane	ND		5.	ug/L	10/01/96	tdw
	1,2-Dichloroethane	ND		5.	ug/L	10/01/96	tdw
	1,1-Dichloroethene	ND		5.	ug/L	10/01/96	tdw
	trans-1,2-Dichloroethene	ND		5.	ug/L	10/01/96	tdw
	1,2-Dichloropropane	ND		5.	ug/L	10/01/96	tdw
	cis-1,3-Dichloropropene	ND		5.	ug/L	10/01/96	tdw
	trans-1,3-Dichloropropene	ND		5.	ug/L	10/01/96	tdw
	Ethylbenzene	ND		5.	ug/L	10/01/96	tdw

The analytical results, opinions or interpretations contained in this report are based upon information and material supplied by the client for whose exclusive and confidential use this report has been made. The analytical results, opinions or interpretations expressed represent the best judgment of Core Laboratories. Core Laboratories, however, makes no warranty or representation, express or implied, of any type, and expressly disclaims same as to the productivity, proper operations or profitableness of any oil, gas, or other mineral, property, well or sand, in connection with which such report is used or relied upon for any reason whatsoever. This report shall not be reproduced, in whole or in part, without the written approval of Core Laboratories.

CORE LABORATORIES

LABORATORY TEST RESULTS

Job Number: 962675 Date: 10/16/96

CUSTOMER: Daniel B. Stephens & Associates PROJECT: 6033.2 ENRON-ROSWELL ATTN: Bob Marley

Customer Sample ID: MW-15
Date Sampled.....: 09/25/96
Time Sampled.....: 12:00
Sample Matrix.....: Water

Laboratory Sample ID: 962675-1
Date Received.....: 09/26/96
Time Received.....: 09:30

TEST METHOD	PARAMETER/TEST DESCRIPTION	SAMPLE RESULT	FLAGS	REPORTING LIMIT	UNITS	DATE	TECH
	2-Hexanone	ND		50.	ug/L	10/01/96	tdw
	Methylene chloride	ND		5.	ug/L	10/01/96	tdw
	4-Methyl-2-pentanone (MIBK)	ND		50.	ug/L	10/01/96	tdw
	Styrene	ND		5.	ug/L	10/01/96	tdw
	1,1,2,2-Tetrachloroethane	ND		5.	ug/L	10/01/96	tdw
	Tetrachloroethene	ND		5.	ug/L	10/01/96	tdw
	Toluene	6		5.	ug/L	10/01/96	tdw
	1,1,1-Trichloroethane	ND		5.	ug/L	10/01/96	tdw
	1,1,2-Trichloroethane	ND		5.	ug/L	10/01/96	tdw
	Trichloroethene	ND		5.	ug/L	10/01/96	tdw
	Vinyl acetate	ND		50.	ug/L	10/01/96	tdw
	Vinyl chloride	ND		10.	ug/L	10/01/96	tdw
	Xylenes (total)	6		5.	ug/L	10/01/96	tdw

The analytical results, opinions or interpretations contained in this report are based upon information and material supplied by the client for whose exclusive and confidential use this report has been made. The analytical results, opinions or interpretations expressed represent the best judgment of Core Laboratories. Core Laboratories, however, makes no warranty or representation, express or implied, of any type, and expressly disclaims same as to the productivity, proper operations or profitableness of any oil, gas, water or other mineral, property, well or sand in connection with which such report is used or relied upon for any reason whatsoever. This report shall not be reproduced, in whole or in part, without the written approval of Core Laboratories.

CORELAB

CORE LABORATORIES

LABORATORY TEST RESULTS

Job Number: 962675 Date: 10/16/96

CUSTOMER: Daniel B. Stephens & Associates PROJECT: 6033.2 ENRON-ROSWELL ATTN: Bob Marley

Customer Sample ID: MW-99
Date Sampled.....: 09/25/96
Time Sampled.....: 00:00
Sample Matrix.....: Water

Laboratory Sample ID: 962675-2
Date Received.....: 09/26/96
Time Received.....: 09:30

TEST METHOD	PARAMETER/TEST DESCRIPTION	SAMPLE RESULT	FLAGS	REPORTING LIMIT	UNITS	DATE	TECH
EPA 310.1	Alkalinity, Total as CaCO3, Unfilt	186		5	mg/L CaCO3	09/30/96	sgm
EPA 325.2	Chloride, Unfilt	463		2	mg/L	10/01/96	dme
EPA 353.2	Nitrate + Nitrite as N	0.62		0.05	mg/L	10/07/96	dme
EPA 160.1	Solids, Total Dissolved (TDS), Filt.	3770		10	mg/L	09/30/96	sgm
EPA 375.2	Sulfate (SO4), Unfilt	3850		200	mg/L	09/30/96	dme
SW-846 3010	Acid Digestion, Total Metals, Total	Complete				10/04/96	gag
SW-846 6010A	Arsenic (As), Total	<0.05		0.05	mg/L	10/04/96	smh
SW-846 6010A	Barium (Ba), Total	0.02		0.01	mg/L	10/04/96	smh
SW-846 6010A	Cadmium (Cd), Total	<0.005		0.005	mg/L	10/04/96	smh
SW-846 6010A	Calcium (Ca), Total	677		0.5	mg/L	10/04/96	smh
SW-846 6010A	Chromium (Cr), Total	<0.01		0.01	mg/L	10/04/96	smh
SW-846 6010A	Lead (Pb), Total	<0.003		0.003	mg/L	10/04/96	smh
SW-846 6010A	Magnesium (Mg), Total	186		0.1	mg/L	10/04/96	smh
SW-846 6010A	Manganese (Mn), Total	0.18		0.01	mg/L	10/04/96	smh
SW-846 7470	Mercury (Hg), Total	<0.0002		0.0002	mg/L	10/02/96	lmt
SW-846 6010A	Potassium (K), Total	6		5	mg/L	10/07/96	gag
SW-846 6010A	Selenium (Se), Total	<0.01		0.01	mg/L	10/04/96	smh
SW-846 6010A	Silver (Ag), Total	<0.01		0.01	mg/L	10/04/96	smh
SW-846 6010A	Sodium (Na), Total	236		5	mg/L	10/04/96	smh
SW-846 3510B	Extraction (Sep. Funnel) PCBs						
	Separatory Funnel Liq/Liq Extraction	Complete				10/01/96	jbd
SW-846 8080	PCB Analysis						
	Aroclor 1016	ND		0.5	ug/L	10/02/96	smc
	Aroclor 1221	ND		0.5	ug/L	10/02/96	smc
	Aroclor 1232	ND		0.5	ug/L	10/02/96	smc
	Aroclor 1242	ND		0.5	ug/L	10/02/96	smc
	Aroclor 1248	ND		0.5	ug/L	10/02/96	smc
	Aroclor 1254	ND		0.5	ug/L	10/02/96	smc

The analytical results, opinions or interpretations contained in this report are based upon information and material supplied by the client for whose exclusive and confidential use this report has been made. The analytical results, opinions or interpretations expressed represent the best judgment of Core Laboratories. Core Laboratories, however, makes no warranty or representation, express or implied, of any type, and expressly disclaims same as to the productivity, proper operations or profitableness of any oil, gas, coal or other mineral property, well or sand in connection with which such report is used or relied upon for any reason whatsoever. This report shall not be reproduced, in whole or in part, without the written approval of Core Laboratories.

CORE LABORATORIES

LABORATORY TEST RESULTS

Job Number: 962675 Date: 10/16/96

CUSTOMER: Daniel B. Stephens & Associates PROJECT: 6033.2 ENRON-ROSWELL ATTN: Bob Marley

Customer Sample ID: MW-99
Date Sampled.....: 09/25/96
Time Sampled.....: 00:00
Sample Matrix.....: Water

Laboratory Sample ID: 962675-2
Date Received.....: 09/26/96
Time Received.....: 09:30

TEST METHOD	PARAMETER/TEST DESCRIPTION	SAMPLE RESULT	FLAGS	REPORTING LIMIT	UNITS	DATE	TECH
	Aroclor 1260	ND		0.5	ug/L	10/02/96	smc
	Aroclor 1262	ND		0.5	ug/L	10/02/96	smc
	Aroclor 1268	ND		0.5	ug/L	10/02/96	smc
SW-846 3510B	Extraction (Sep. Funnel) SVOC						
	Separatory Funnel Liq/Liq Extraction	Complete				09/28/96	jbd
SW-846 8270	Semivolatile Organics						
	Acenaphthene	ND		10.	ug/L	10/04/96	dmj
	Acenaphthylene	ND		10.	ug/L	10/04/96	dmj
	Anthracene	ND		10.	ug/L	10/04/96	dmj
	Benzidine	ND		50.	ug/L	10/04/96	dmj
	Benzo(a)anthracene	ND		10.	ug/L	10/04/96	dmj
	Benzo(b)fluoranthene	ND		10.	ug/L	10/04/96	dmj
	Benzo(k)fluoranthene	ND		10.	ug/L	10/04/96	dmj
	Benzo(ghi)perylene	ND		10.	ug/L	10/04/96	dmj
	Benzo(a)pyrene	ND		10.	ug/L	10/04/96	dmj
	Benzyl alcohol	ND		20.	ug/L	10/04/96	dmj
	Butyl benzyl phthalate	ND		10.	ug/L	10/04/96	dmj
	Bis(2-chloroethoxy)methane	ND		10.	ug/L	10/04/96	dmj
	Bis(2-chloroethyl)ether	ND		10.	ug/L	10/04/96	dmj
	Bis(2-chloroisopropyl)ether	ND		10.	ug/L	10/04/96	dmj
	Bis(2-ethylhexyl)phthalate	ND		10.	ug/L	10/04/96	dmj
	4-Bromophenyl phenyl ether	ND		10.	ug/L	10/04/96	dmj
	4-Chloroaniline	ND		10.	ug/L	10/04/96	dmj
	2-Chloronaphthalene	ND		10.	ug/L	10/04/96	dmj
	4-Chlorophenyl phenyl ether	ND		10.	ug/L	10/04/96	dmj
	Chrysene	ND		10.	ug/L	10/04/96	dmj
	Dibenzo(a,h)anthracene	ND		10.	ug/L	10/04/96	dmj
	Dibenzofuran	ND		10.	ug/L	10/04/96	dmj
	1,2-Dichlorobenzene	ND		10.	ug/L	10/04/96	dmj
	1,3-Dichlorobenzene	ND		10.	ug/L	10/04/96	dmj
	1,4-Dichlorobenzene	ND		10.	ug/L	10/04/96	dmj
	3,3-Dichlorobenzidine	ND		20.	ug/L	10/04/96	dmj
	Diethyl phthalate	ND		10.	ug/L	10/04/96	dmj
	Dimethyl phthalate	ND		10.	ug/L	10/04/96	dmj
	Di-n-butyl phthalate	ND		10.	ug/L	10/04/96	dmj
	Di-n-octyl phthalate	ND		10.	ug/L	10/04/96	dmj
	2,4-Dinitrotoluene	ND		10.	ug/L	10/04/96	dmj
	2,6-Dinitrotoluene	ND		10.	ug/L	10/04/96	dmj
	Fluoranthene	ND		10.	ug/L	10/04/96	dmj
	Fluorene	ND		10.	ug/L	10/04/96	dmj
	Hexachlorobenzene	ND		10.	ug/L	10/04/96	dmj
	Hexachlorobutadiene	ND		10.	ug/L	10/04/96	dmj
	Hexachlorocyclopentadiene	ND		10.	ug/L	10/04/96	dmj
	Hexachloroethane	ND		10.	ug/L	10/04/96	dmj
	Indeno(1,2,3-cd)pyrene	ND		10.	ug/L	10/04/96	dmj
	Isophorone	ND		10.	ug/L	10/04/96	dmj
	2-Methylnaphthalene	ND		10.	ug/L	10/04/96	dmj

The analytical results, opinions or interpretations contained in this report are based upon information and material supplied by the client for whose exclusive and confidential use this report has been made. The analytical results, opinions or interpretations expressed represent the best judgment of Core Laboratories. Core Laboratories, however, makes no warranty or representation, express or implied, of any type, and expressly disclaims same as to the productivity, proper operations or profitableness of any oil, gas, coal or other mineral property, well or sand in connection with which such report is used or relied upon for any reason whatsoever. This report shall not be reproduced, in whole or in part, without the written approval of Core Laboratories.

CORE LABORATORIES

LABORATORY TEST RESULTS

Job Number: 962675 Date: 10/16/96

CUSTOMER: Daniel B. Stephens & Associates PROJECT: 6033.2 ENRON-ROSWELL ATTN: Bob Marley

Customer Sample ID: MW-99
Date Sampled.....: 09/25/96
Time Sampled.....: 00:00
Sample Matrix.....: Water

Laboratory Sample ID: 962675-2
Date Received.....: 09/26/96
Time Received.....: 09:30

TEST METHOD	PARAMETER/TEST DESCRIPTION	SAMPLE RESULT	FLAGS	REPORTING LIMIT	UNITS	DATE	TECH
	Naphthalene	ND		10.	ug/L	10/04/96	dmj
	o-Nitroaniline	ND		50.	ug/L	10/04/96	dmj
	m-Nitroaniline	ND		50.	ug/L	10/04/96	dmj
	p-Nitroaniline	ND		50.	ug/L	10/04/96	dmj
	Nitrobenzene	ND		10.	ug/L	10/04/96	dmj
	n-Nitrosodi-n-propylamine	ND		10.	ug/L	10/04/96	dmj
	n-Nitrosodiphenylamine	ND		10.	ug/L	10/04/96	dmj
	Phenanthrene	ND		10.	ug/L	10/04/96	dmj
	Pyrene	ND		10.	ug/L	10/04/96	dmj
	1,2,4-Trichlorobenzene	ND		10.	ug/L	10/04/96	dmj
	Benzoic acid	ND		50.	ug/L	10/04/96	dmj
	4-Chloro-3-methylphenol	ND		10.	ug/L	10/04/96	dmj
	2-Chlorophenol	ND		10.	ug/L	10/04/96	dmj
	2,4-Dichlorophenol	ND		10.	ug/L	10/04/96	dmj
	2,4-Dimethylphenol	ND		10.	ug/L	10/04/96	dmj
	2,4-Dinitrophenol	ND		50.	ug/L	10/04/96	dmj
	2-Methyl-4,6-dinitrophenol	ND		50.	ug/L	10/04/96	dmj
	2-Methylphenol (o-cresol)	ND		10.	ug/L	10/04/96	dmj
	4-Methylphenol (p-cresol)	ND		10.	ug/L	10/04/96	dmj
	2-Nitrophenol	ND		10.	ug/L	10/04/96	dmj
	4-Nitrophenol	ND		50.	ug/L	10/04/96	dmj
	Pentachlorophenol	ND		50.	ug/L	10/04/96	dmj
	Phenol	ND		10.	ug/L	10/04/96	dmj
	2,4,5-Trichlorophenol	ND		10.	ug/L	10/04/96	dmj
	2,4,6-Trichlorophenol	ND		10.	ug/L	10/04/96	dmj
SW-846 8240	Volatile Organics						
	Acetone	ND		100.	ug/L	10/01/96	tdw
	Benzene	3	B	1.	ug/L	10/01/96	tdw
	Bromodichloromethane	ND		5.	ug/L	10/01/96	tdw
	Bromoform	ND		5.	ug/L	10/01/96	tdw
	Bromomethane	ND		10.	ug/L	10/01/96	tdw
	Methyl ethyl ketone (2-Butanone)	ND		100.	ug/L	10/01/96	tdw
	Carbon disulfide	ND		5.	ug/L	10/01/96	tdw
	Carbon tetrachloride	ND		5.	ug/L	10/01/96	tdw
	Chlorobenzene	ND		5.	ug/L	10/01/96	tdw
	Chloroethane	ND		10.	ug/L	10/01/96	tdw
	2-Chloroethylvinyl ether	ND		10.	ug/L	10/01/96	tdw
	Chloroform	ND		5.	ug/L	10/01/96	tdw
	Chloromethane	ND		10.	ug/L	10/01/96	tdw
	Dibromochloromethane	ND		5.	ug/L	10/01/96	tdw
	1,1-Dichloroethane	ND		5.	ug/L	10/01/96	tdw
	1,2-Dichloroethane	ND		5.	ug/L	10/01/96	tdw
	1,1-Dichloroethene	ND		5.	ug/L	10/01/96	tdw
	trans-1,2-Dichloroethene	ND		5.	ug/L	10/01/96	tdw
	1,2-Dichloropropane	ND		5.	ug/L	10/01/96	tdw
	cis-1,3-Dichloropropene	ND		5.	ug/L	10/01/96	tdw
	trans-1,3-Dichloropropene	ND		5.	ug/L	10/01/96	tdw
	Ethylbenzene	ND		5.	ug/L	10/01/96	tdw

The analytical results, opinions or interpretations contained in this report are based upon information and material supplied by the client for whose exclusive and confidential use this report has been made. The analytical results, opinions or interpretations expressed represent the best judgment of Core Laboratories. Core Laboratories, however, makes no warranty or representation, express or implied, of any type, and expressly disclaims same as to the productivity, proper operations or profitableness of any oil, gas, coal or other mineral property, well or sand in connection with which such report is used or relied upon for any reason whatsoever. This report shall not be reproduced, in whole or in part, without the written approval of Core Laboratories.

CORE LABORATORIES

LABORATORY TEST RESULTS

Job Number: 962675 Date: 10/16/96

CUSTOMER: Daniel B. Stephens & Associates PROJECT: 6033.2 ENRON-ROSWELL ATTN: Bob Marley

Customer Sample ID: MW-99
Date Sampled.....: 09/25/96
Time Sampled.....: 00:00
Sample Matrix.....: Water

Laboratory Sample ID: 962675-2
Date Received.....: 09/26/96
Time Received.....: 09:30

TEST METHOD	PARAMETER/TEST DESCRIPTION	SAMPLE RESULT	FLAGS	REPORTING LIMIT	UNITS	DATE	TECH
	2-Hexanone	ND		50.	ug/L	10/01/96	tdw
	Methylene chloride	ND		5.	ug/L	10/01/96	tdw
	4-Methyl-2-pentanone (MIBK)	ND		50.	ug/L	10/01/96	tdw
	Styrene	ND		5.	ug/L	10/01/96	tdw
	1,1,2,2-Tetrachloroethane	ND		5.	ug/L	10/01/96	tdw
	Tetrachloroethene	ND		5.	ug/L	10/01/96	tdw
	Toluene	5		5.	ug/L	10/01/96	tdw
	1,1,1-Trichloroethane	ND		5.	ug/L	10/01/96	tdw
	1,1,2-Trichloroethane	ND		5.	ug/L	10/01/96	tdw
	Trichloroethene	ND		5.	ug/L	10/01/96	tdw
	Vinyl acetate	ND		50.	ug/L	10/01/96	tdw
	Vinyl chloride	ND		10.	ug/L	10/01/96	tdw
	Xylenes (total)	6		5.	ug/L	10/01/96	tdw

The analytical results, opinions or interpretations contained in this report are based upon information and material supplied by the client for whose exclusive and confidential use this report has been made. The analytical results, opinions or interpretations expressed represent the best judgment of Core Laboratories. Core Laboratories, however, makes no warranty or representation, express or implied, of any type, and expressly disclaims same as to the productivity, proper operations or profitableness of any oil, gas, coal or other mineral, property, well or sand in connection with which such report is used or relied upon for any reason whatsoever. This report shall not be reproduced, in whole or in part, without the written approval of Core Laboratories.

CORE LABORATORIES

LABORATORY TEST RESULTS

Job Number: 962675 Date: 10/16/96

CUSTOMER: Daniel B. Stephens & Associates PROJECT: 6033.2 ENRON-ROSWELL ATTN: Bob Marley

Customer Sample ID: SG86-1@15'
Date Sampled.....: 09/24/96
Time Sampled.....: 09:30
Sample Matrix.....: Soil

Laboratory Sample ID: 962675-3
Date Received.....: 09/26/96
Time Received.....: 09:30

TEST METHOD	PARAMETER/TEST DESCRIPTION	SAMPLE RESULT	FLAGS	REPORTING LIMIT	UNITS	DATE	TECH
SW-846 3050	Acid Digestion: Solids, Solid	Complete				10/03/96	gag
SW-846 6010A	Arsenic (As), Solid	13		5	mg/Kg	10/08/96	smh
SW-846 6010A	Barium (Ba), Solid	113		1	mg/Kg	10/08/96	smh
SW-846 6010A	Cadmium (Cd), Solid	<0.5		0.5	mg/Kg	10/08/96	smh
SW-846 6010A	Chromium (Cr), Solid	8		1	mg/Kg	10/08/96	smh
SW-846 6010A	Lead (Pb), Solid	10		5	mg/Kg	10/08/96	smh
SW-846 7471	Mercury (Hg), Solid	<0.10		0.10	mg/Kg	10/05/96	lmt
SW-846 6010A	Selenium (Se), Solid	<10		10	mg/Kg	10/08/96	smh
SW-846 6010A	Silver (Ag), Solid	<1		1	mg/Kg	10/08/96	smh
EPA 418.1	Total Recoverable Petroleum Hydrocarbons, Solid	16000		1000	mg/Kg	10/07/96	jbd
SW-846 3550	Extraction (Ultrasonic) PCBs						
	Ultrasonic Extraction	Complete				10/04/96	jbd
SW-846 8080	PCB Analysis						
	Aroclor 1016	ND		17	ug/Kg	10/07/96	smc
	Aroclor 1221	ND		17	ug/Kg	10/07/96	smc
	Aroclor 1232	ND		17	ug/Kg	10/07/96	smc
	Aroclor 1242	ND		17	ug/Kg	10/07/96	smc
	Aroclor 1248	ND		17	ug/Kg	10/07/96	smc
	Aroclor 1254	ND		17	ug/Kg	10/07/96	smc
	Aroclor 1260	ND		17	ug/Kg	10/07/96	smc
	Aroclor 1262	ND		17	ug/Kg	10/07/96	smc
	Aroclor 1268	ND		17	ug/Kg	10/07/96	smc
SW-846 3550	Extraction (Ultrasonic) SVOCs						
	Ultrasonic Extraction	Complete				10/04/96	jbd
SW-846 8270	Semivolatile Organics						
	Acenaphthene	ND		3300	ug/Kg	10/09/96	dmj
	Acenaphthylene	ND		3300	ug/Kg	10/09/96	dmj
	Anthracene	ND		3300	ug/Kg	10/09/96	dmj
	Benzidine	ND		16500	ug/Kg	10/09/96	dmj
	Benzo(a)anthracene	ND		3300	ug/Kg	10/09/96	dmj
	Benzo(b)fluoranthene	ND		3300	ug/Kg	10/09/96	dmj
	Benzo(k)fluoranthene	ND		3300	ug/Kg	10/09/96	dmj
	Benzo(ghi)perylene	ND		3300	ug/Kg	10/09/96	dmj
	Benzo(a)pyrene	ND		3300	ug/Kg	10/09/96	dmj
	Benzyl alcohol	ND		3300	ug/Kg	10/09/96	dmj

The analytical results, opinions or interpretations contained in this report are based upon information and material supplied by the client for whose exclusive and confidential use this report has been made. The analytical results, opinions or interpretations expressed represent the best judgment of Core Laboratories. Core Laboratories, however, makes no warranty or representation, express or implied, of any type, and expressly disclaims same as to the productivity, proper operations or profitableness of any oil, gas, coal or other mineral property, well or sand in connection with which such report is used or relied upon for any reason whatsoever. This report shall not be reproduced, in whole or in part, without the written approval of Core Laboratories.

CORE LABORATORIES

LABORATORY TEST RESULTS

Job Number: 962675 Date: 10/16/96

CUSTOMER: Daniel B. Stephens & Associates PROJECT: 6033.2 ENRON-ROSWELL ATTN: Bob Marley

Customer Sample ID: SG86-1@15'
Date Sampled.....: 09/24/96
Time Sampled.....: 09:30
Sample Matrix.....: Soil

Laboratory Sample ID: 962675-3
Date Received.....: 09/26/96
Time Received.....: 09:30

TEST METHOD	PARAMETER/TEST DESCRIPTION	SAMPLE RESULT	FLAGS	REPORTING LIMIT	UNITS	DATE	TECH
	Butyl benzyl phthalate	ND		3300	ug/Kg	10/09/96	dmj
	Bis(2-chloroethoxy)methane	ND		3300	ug/Kg	10/09/96	dmj
	Bis(2-chloroethyl)ether	ND		3300	ug/Kg	10/09/96	dmj
	Bis(2-chloroisopropyl)ether	ND		3300	ug/Kg	10/09/96	dmj
	Bis(2-ethylhexyl)phthalate	ND		3300	ug/Kg	10/09/96	dmj
	4-Bromophenyl phenyl ether	ND		3300	ug/Kg	10/09/96	dmj
	4-Chloroaniline	ND		3300	ug/Kg	10/09/96	dmj
	2-Chloronaphthalene	ND		3300	ug/Kg	10/09/96	dmj
	4-Chlorophenyl phenyl ether	ND		3300	ug/Kg	10/09/96	dmj
	Chrysene	ND		3300	ug/Kg	10/09/96	dmj
	Dibenzo(a,h)anthracene	ND		3300	ug/Kg	10/09/96	dmj
	Dibenzofuran	ND		3300	ug/Kg	10/09/96	dmj
	1,2-Dichlorobenzene	ND		3300	ug/Kg	10/09/96	dmj
	1,3-Dichlorobenzene	ND		3300	ug/Kg	10/09/96	dmj
	1,4-Dichlorobenzene	ND		3300	ug/Kg	10/09/96	dmj
	3,3-Dichlorobenzidine	ND		3300	ug/Kg	10/09/96	dmj
	Diethyl phthalate	ND		3300	ug/Kg	10/09/96	dmj
	Dimethyl phthalate	ND		3300	ug/Kg	10/09/96	dmj
	Di-n-butyl phthalate	ND	B	3300	ug/Kg	10/09/96	dmj
	Di-n-octyl phthalate	ND		3300	ug/Kg	10/09/96	dmj
	2,4-Dinitrotoluene	ND		3300	ug/Kg	10/09/96	dmj
	2,6-Dinitrotoluene	ND		3300	ug/Kg	10/09/96	dmj
	Fluoranthene	ND		3300	ug/Kg	10/09/96	dmj
	Fluorene	ND		3300	ug/Kg	10/09/96	dmj
	Hexachlorobenzene	ND		3300	ug/Kg	10/09/96	dmj
	Hexachlorobutadiene	ND		3300	ug/Kg	10/09/96	dmj
	Hexachlorocyclopentadiene	ND		3300	ug/Kg	10/09/96	dmj
	Hexachloroethane	ND		3300	ug/Kg	10/09/96	dmj
	Indeno(1,2,3-cd)pyrene	ND		3300	ug/Kg	10/09/96	dmj
	Isophorone	ND		3300	ug/Kg	10/09/96	dmj
	2-Methylnaphthalene	ND		3300	ug/Kg	10/09/96	dmj
	Naphthalene	ND		3300	ug/Kg	10/09/96	dmj
	o-Nitroaniline	ND		16500	ug/Kg	10/09/96	dmj
	m-Nitroaniline	ND		16500	ug/Kg	10/09/96	dmj
	p-Nitroaniline	ND		16500	ug/Kg	10/09/96	dmj
	Nitrobenzene	ND		3300	ug/Kg	10/09/96	dmj
	n-Nitrosodi-n-propylamine	ND		3300	ug/Kg	10/09/96	dmj
	n-Nitrosodiphenylamine	ND		3300	ug/Kg	10/09/96	dmj
	Phenanthrene	ND		3300	ug/Kg	10/09/96	dmj
	Pyrene	ND		3300	ug/Kg	10/09/96	dmj
	1,2,4-Trichlorobenzene	ND		3300	ug/Kg	10/09/96	dmj
	Benzoic acid	ND		16500	ug/Kg	10/09/96	dmj
	4-Chloro-3-methylphenol	ND		3300	ug/Kg	10/09/96	dmj
	2-Chlorophenol	ND		3300	ug/Kg	10/09/96	dmj
	2,4-Dichlorophenol	ND		3300	ug/Kg	10/09/96	dmj
	2,4-Dimethylphenol	ND		3300	ug/Kg	10/09/96	dmj
	2,4-Dinitrophenol	ND		16500	ug/Kg	10/09/96	dmj
	2-Methyl-4,6-dinitrophenol	ND		16500	ug/Kg	10/09/96	dmj
	2-Methylphenol (o-cresol)	ND		3300	ug/Kg	10/09/96	dmj

The analytical results, opinions or interpretations contained in this report are based upon information and material supplied by the client for whose exclusive and confidential use this report has been made. The analytical results, opinions or interpretations expressed represent the best judgment of Core Laboratories. Core Laboratories, however, makes no warranty or representation, express or implied, of any type, and expressly disclaims same as to the productivity, proper operations or profitableness of any oil, gas, coal or other mineral, property, well or sand in connection with which such report is used or relied upon for any reason whatsoever. This report shall not be reproduced, in whole or in part, without the written approval of Core Laboratories.

CORE LABORATORIES

LABORATORY TEST RESULTS

Job Number: 962675 Date: 10/16/96

CUSTOMER: Daniel B. Stephens & Associates PROJECT: 6033.2 ENRON-ROSWELL ATTN: Bob Marley

Customer Sample ID: SG86-1@15'
Date Sampled.....: 09/24/96
Time Sampled.....: 09:30
Sample Matrix.....: Soil

Laboratory Sample ID: 962675-3
Date Received.....: 09/26/96
Time Received.....: 09:30

TEST METHOD	PARAMETER/TEST DESCRIPTION	SAMPLE RESULT	FLAGS	REPORTING LIMIT	UNITS	DATE	TECH
	4-Methylphenol (p-cresol)	ND		3300	ug/Kg	10/09/96	dmj
	2-Nitrophenol	ND		3300	ug/Kg	10/09/96	dmj
	4-Nitrophenol	ND		16500	ug/Kg	10/09/96	dmj
	Pentachlorophenol	ND		16500	ug/Kg	10/09/96	dmj
	Phenol	ND		3300	ug/Kg	10/09/96	dmj
	2,4,5-Trichlorophenol	ND		3300	ug/Kg	10/09/96	dmj
	2,4,6-Trichlorophenol	ND		3300	ug/Kg	10/09/96	dmj
SW-846 8240	Volatile Organics						
	Acetone	620		100.	ug/Kg	10/01/96	bfr
	Benzene	12		1.	ug/Kg	10/01/96	bfr
	Bromodichloromethane	ND		5.	ug/Kg	10/01/96	bfr
	Bromoform	ND		5.	ug/Kg	10/01/96	bfr
	Bromomethane	ND		10.	ug/Kg	10/01/96	bfr
	Methyl ethyl ketone (2-Butanone)	ND		100.	ug/Kg	10/01/96	bfr
	Carbon disulfide	ND		5.	ug/Kg	10/01/96	bfr
	Carbon tetrachloride	ND		5.	ug/Kg	10/01/96	bfr
	Chlorobenzene	ND		5.	ug/Kg	10/01/96	bfr
	Chloroethane	ND		10.	ug/Kg	10/01/96	bfr
	2-Chloroethylvinyl ether	ND		10.	ug/Kg	10/01/96	bfr
	Chloroform	ND		5.	ug/Kg	10/01/96	bfr
	Chloromethane	ND		10.	ug/Kg	10/01/96	bfr
	Dibromochloromethane	ND		5.	ug/Kg	10/01/96	bfr
	1,1-Dichloroethane	8		5.	ug/Kg	10/01/96	bfr
	1,2-Dichloroethane	ND		5.	ug/Kg	10/01/96	bfr
	1,1-Dichloroethene	ND		5.	ug/Kg	10/01/96	bfr
	trans-1,2-Dichloroethene	ND		5.	ug/Kg	10/01/96	bfr
	1,2-Dichloropropane	ND		5.	ug/Kg	10/01/96	bfr
	cis-1,3-Dichloropropene	ND		5.	ug/Kg	10/01/96	bfr
	trans-1,3-Dichloropropene	ND		5.	ug/Kg	10/01/96	bfr
	Ethylbenzene	18		5.	ug/Kg	10/01/96	bfr
	2-Hexanone	ND		50.	ug/Kg	10/01/96	bfr
	Methylene chloride	ND		5.	ug/Kg	10/01/96	bfr
	4-Methyl-2-pentanone (MIBK)	ND		50.	ug/Kg	10/01/96	bfr
	Styrene	ND		5.	ug/Kg	10/01/96	bfr
	1,1,2,2-Tetrachloroethane	ND		5.	ug/Kg	10/01/96	bfr
	Tetrachloroethene	750		20	ug/Kg	10/02/96	bfr
	Toluene	140		5.	ug/Kg	10/01/96	bfr
	1,1,1-Trichloroethane	89		5.	ug/Kg	10/01/96	bfr
	1,1,2-Trichloroethane	ND		5.	ug/Kg	10/01/96	bfr
	Trichloroethene	ND		5.	ug/Kg	10/01/96	bfr
	Vinyl acetate	ND		50.	ug/Kg	10/01/96	bfr
	Vinyl chloride	ND		10.	ug/Kg	10/01/96	bfr
	Xylenes (total)	190		5.	ug/Kg	10/01/96	bfr

The analytical results, opinions or interpretations contained in this report are based upon information and material supplied by the client for whose exclusive and confidential use this report has been made. The analytical results, opinions or interpretations expressed represent the best judgment of Core Laboratories. Core Laboratories, however, makes no warranty or representation, express or implied, of any type, and expressly disclaims same as to the productivity, proper operations or profitableness of any oil, gas, coal or other mineral property, well or sand in connection with which such report is used or relied upon for any reason whatsoever. This report shall not be reproduced, in whole or in part, without the written approval of Core Laboratories.

CORE LABORATORIES

LABORATORY TEST RESULTS

Job Number: 962675 Date: 10/16/96

CUSTOMER: Daniel B. Stephens & Associates PROJECT: 6033.2 ENRON-ROSWELL ATTN: Bob Marley

Customer Sample ID: SG86-1@30'
Date Sampled.....: 09/24/96
Time Sampled.....: 10:00
Sample Matrix.....: Soil

Laboratory Sample ID: 962675-4
Date Received.....: 09/26/96
Time Received.....: 09:30

TEST METHOD	PARAMETER/TEST DESCRIPTION	SAMPLE RESULT	FLAGS	REPORTING LIMIT	UNITS	DATE	TECH
SW-846 3050	Acid Digestion: Solids, Solid	Complete				10/03/96	gag
SW-846 6010A	Arsenic (As), Solid	6		5	mg/Kg	10/08/96	smh
SW-846 6010A	Barium (Ba), Solid	550		1	mg/Kg	10/08/96	smh
SW-846 6010A	Cadmium (Cd), Solid	<0.5		0.5	mg/Kg	10/08/96	smh
SW-846 6010A	Chromium (Cr), Solid	8		1	mg/Kg	10/08/96	smh
SW-846 6010A	Lead (Pb), Solid	<5		5	mg/Kg	10/08/96	smh
SW-846 7471	Mercury (Hg), Solid	<0.10		0.10	mg/Kg	10/05/96	lmt
SW-846 6010A	Selenium (Se), Solid	<10		10	mg/Kg	10/08/96	smh
SW-846 6010A	Silver (Ag), Solid	<1		1	mg/Kg	10/08/96	smh
EPA 418.1	Total Recoverable Petroleum Hydrocarbons, Solid	74		10.	mg/Kg	10/07/96	jbd
SW-846 3550	Extraction (Ultrasonic) PCBs						
	Ultrasonic Extraction	Complete				10/04/96	jbd
SW-846 8080	PCB Analysis						
	Aroclor 1016	ND		17	ug/Kg	10/07/96	smc
	Aroclor 1221	ND		17	ug/Kg	10/07/96	smc
	Aroclor 1232	ND		17	ug/Kg	10/07/96	smc
	Aroclor 1242	ND		17	ug/Kg	10/07/96	smc
	Aroclor 1248	ND		17	ug/Kg	10/07/96	smc
	Aroclor 1254	ND		17	ug/Kg	10/07/96	smc
	Aroclor 1260	ND		17	ug/Kg	10/07/96	smc
	Aroclor 1262	ND		17	ug/Kg	10/07/96	smc
	Aroclor 1268	ND		17	ug/Kg	10/07/96	smc
SW-846 3550	Extraction (Ultrasonic) SVOCs						
	Ultrasonic Extraction	Complete				10/04/96	jbd
SW-846 8270	Semivolatile Organics						
	Acenaphthene	ND		330	ug/Kg	10/08/96	dmj
	Acenaphthylene	ND		330	ug/Kg	10/08/96	dmj
	Anthracene	ND		330	ug/Kg	10/08/96	dmj
	Benzidine	ND		1650	ug/Kg	10/08/96	dmj
	Benzo(a)anthracene	ND		330	ug/Kg	10/08/96	dmj
	Benzo(b)fluoranthene	ND		330	ug/Kg	10/08/96	dmj
	Benzo(k)fluoranthene	ND		330	ug/Kg	10/08/96	dmj
	Benzo(ghi)perylene	ND		330	ug/Kg	10/08/96	dmj
	Benzo(a)pyrene	ND		330	ug/Kg	10/08/96	dmj
	Benzyl alcohol	ND		330	ug/Kg	10/08/96	dmj

The analytical results, opinions or interpretations contained in this report are based upon information and material supplied by the client for whose exclusive and confidential use this report has been made. The analytical results, opinions or interpretations expressed represent the best judgment of Core Laboratories. Core Laboratories, however, makes no warranty or representation, express or implied, of any type, and expressly disclaims same as to the productivity, proper operations or profitableness of any oil, gas, coal or other mineral property, well or sand in connection with which such report is used or relied upon for any reason whatsoever. This report shall not be reproduced, in whole or in part, without the written approval of Core Laboratories.

CORE LABORATORIES

LABORATORY TEST RESULTS

Job Number: 962675 Date: 10/16/96

CUSTOMER: Daniel B. Stephens & Associates PROJECT: 6033.2 ENRON-ROSWELL ATTN: Bob Marley

Customer Sample ID: SG86-1@30'
Date Sampled.....: 09/24/96
Time Sampled.....: 10:00
Sample Matrix.....: Soil

Laboratory Sample ID: 962675-4
Date Received.....: 09/26/96
Time Received.....: 09:30

TEST METHOD	PARAMETER/TEST DESCRIPTION	SAMPLE RESULT	FLAGS	REPORTING LIMIT	UNITS	DATE	TECH
	Butyl benzyl phthalate	ND		330	ug/Kg	10/08/96	dmj
	Bis(2-chloroethoxy)methane	ND		330	ug/Kg	10/08/96	dmj
	Bis(2-chloroethyl)ether	ND		330	ug/Kg	10/08/96	dmj
	Bis(2-chloroisopropyl)ether	ND		330	ug/Kg	10/08/96	dmj
	Bis(2-ethylhexyl)phthalate	ND		330	ug/Kg	10/08/96	dmj
	4-Bromophenyl phenyl ether	ND		330	ug/Kg	10/08/96	dmj
	4-Chloroaniline	ND		330	ug/Kg	10/08/96	dmj
	2-Chloronaphthalene	ND		330	ug/Kg	10/08/96	dmj
	4-Chlorophenyl phenyl ether	ND		330	ug/Kg	10/08/96	dmj
	Chrysene	ND		330	ug/Kg	10/08/96	dmj
	Dibenzo(a,h)anthracene	ND		330	ug/Kg	10/08/96	dmj
	Dibenzofuran	ND		330	ug/Kg	10/08/96	dmj
	1,2-Dichlorobenzene	ND		330	ug/Kg	10/08/96	dmj
	1,3-Dichlorobenzene	ND		330	ug/Kg	10/08/96	dmj
	1,4-Dichlorobenzene	ND		330	ug/Kg	10/08/96	dmj
	3,3-Dichlorobenzidine	ND		330	ug/Kg	10/08/96	dmj
	Diethyl phthalate	ND		330	ug/Kg	10/08/96	dmj
	Dimethyl phthalate	ND		330	ug/Kg	10/08/96	dmj
	Di-n-butyl phthalate	410	B	330	ug/Kg	10/08/96	dmj
	Di-n-octyl phthalate	ND		330	ug/Kg	10/08/96	dmj
	2,4-Dinitrotoluene	ND		330	ug/Kg	10/08/96	dmj
	2,6-Dinitrotoluene	ND		330	ug/Kg	10/08/96	dmj
	Fluoranthene	ND		330	ug/Kg	10/08/96	dmj
	Fluorene	ND		330	ug/Kg	10/08/96	dmj
	Hexachlorobenzene	ND		330	ug/Kg	10/08/96	dmj
	Hexachlorobutadiene	ND		330	ug/Kg	10/08/96	dmj
	Hexachlorocyclopentadiene	ND		330	ug/Kg	10/08/96	dmj
	Hexachloroethane	ND		330	ug/Kg	10/08/96	dmj
	Indeno(1,2,3-cd)pyrene	ND		330	ug/Kg	10/08/96	dmj
	Isophorone	ND		330	ug/Kg	10/08/96	dmj
	2-Methylnaphthalene	ND		330	ug/Kg	10/08/96	dmj
	Naphthalene	ND		330	ug/Kg	10/08/96	dmj
	o-Nitroaniline	ND		1650	ug/Kg	10/08/96	dmj
	m-Nitroaniline	ND		1650	ug/Kg	10/08/96	dmj
	p-Nitroaniline	ND		1650	ug/Kg	10/08/96	dmj
	Nitrobenzene	ND		330	ug/Kg	10/08/96	dmj
	n-Nitrosodi-n-propylamine	ND		330	ug/Kg	10/08/96	dmj
	n-Nitrosodiphenylamine	ND		330	ug/Kg	10/08/96	dmj
	Phenanthrene	ND		330	ug/Kg	10/08/96	dmj
	Pyrene	ND		330	ug/Kg	10/08/96	dmj
	1,2,4-Trichlorobenzene	ND		330	ug/Kg	10/08/96	dmj
	Benzoic acid	ND		1650	ug/Kg	10/08/96	dmj
	4-Chloro-3-methylphenol	ND		330	ug/Kg	10/08/96	dmj
	2-Chlorophenol	ND		330	ug/Kg	10/08/96	dmj
	2,4-Dichlorophenol	ND		330	ug/Kg	10/08/96	dmj
	2,4-Dimethylphenol	ND		330	ug/Kg	10/08/96	dmj
	2,4-Dinitrophenol	ND		1650	ug/Kg	10/08/96	dmj
	2-Methyl-4,6-dinitrophenol	ND		1650	ug/Kg	10/08/96	dmj
	2-Methylphenol (o-cresol)	ND		330	ug/Kg	10/08/96	dmj

The analytical results, opinions or interpretations contained in this report are based upon information and material supplied by the client for whose exclusive and confidential use this report has been made. The analytical results, opinions or interpretations expressed represent the best judgment of Core Laboratories. Core Laboratories, however, makes no warranty or representation, express or implied, of any type, and expressly disclaims same as to the productivity, proper operations or profitableness of any oil, gas, coal or other mineral property, well or sand in connection with which such report is used or relied upon for any reason whatsoever. This report shall not be reproduced, in whole or in part, without the written approval of Core Laboratories.

CORE LABORATORIES

LABORATORY TEST RESULTS

Job Number: 962675 Date: 10/16/96

CUSTOMER: Daniel B. Stephens & Associates PROJECT: 6033.2 ENRON-ROSWELL ATTN: Bob Marley

Customer Sample ID: SG86-1@30'
Date Sampled.....: 09/24/96
Time Sampled.....: 10:00
Sample Matrix.....: Soil

Laboratory Sample ID: 962675-4
Date Received.....: 09/26/96
Time Received.....: 09:30

TEST METHOD	PARAMETER/TEST DESCRIPTION	SAMPLE RESULT	FLAGS	REPORTING LIMIT	UNITS	DATE	TECH
	4-Methylphenol (p-cresol)	ND		330	ug/Kg	10/08/96	dmj
	2-Nitrophenol	ND		330	ug/Kg	10/08/96	dmj
	4-Nitrophenol	ND		1650	ug/Kg	10/08/96	dmj
	Pentachlorophenol	ND		1650	ug/Kg	10/08/96	dmj
	Phenol	ND		330	ug/Kg	10/08/96	dmj
	2,4,5-Trichlorophenol	ND		330	ug/Kg	10/08/96	dmj
	2,4,6-Trichlorophenol	ND		330	ug/Kg	10/08/96	dmj
SW-846 8240	Volatile Organics						
	Acetone	ND		100.	ug/Kg	10/01/96	bfr
	Benzene	ND		1.	ug/Kg	10/01/96	bfr
	Bromodichloromethane	ND		5.	ug/Kg	10/01/96	bfr
	Bromoform	ND		5.	ug/Kg	10/01/96	bfr
	Bromomethane	ND		10.	ug/Kg	10/01/96	bfr
	Methyl ethyl ketone (2-Butanone)	ND		100.	ug/Kg	10/01/96	bfr
	Carbon disulfide	ND		5.	ug/Kg	10/01/96	bfr
	Carbon tetrachloride	ND		5.	ug/Kg	10/01/96	bfr
	Chlorobenzene	ND		5.	ug/Kg	10/01/96	bfr
	Chloroethane	ND		10.	ug/Kg	10/01/96	bfr
	2-Chloroethylvinyl ether	ND		10.	ug/Kg	10/01/96	bfr
	Chloroform	ND		5.	ug/Kg	10/01/96	bfr
	Chloromethane	ND		10.	ug/Kg	10/01/96	bfr
	Dibromochloromethane	ND		5.	ug/Kg	10/01/96	bfr
	1,1-Dichloroethane	ND		5.	ug/Kg	10/01/96	bfr
	1,2-Dichloroethane	ND		5.	ug/Kg	10/01/96	bfr
	1,1-Dichloroethene	ND		5.	ug/Kg	10/01/96	bfr
	trans-1,2-Dichloroethene	ND		5.	ug/Kg	10/01/96	bfr
	1,2-Dichloropropane	ND		5.	ug/Kg	10/01/96	bfr
	cis-1,3-Dichloropropene	ND		5.	ug/Kg	10/01/96	bfr
	trans-1,3-Dichloropropene	ND		5.	ug/Kg	10/01/96	bfr
	Ethylbenzene	ND		5.	ug/Kg	10/01/96	bfr
	2-Hexanone	ND		50.	ug/Kg	10/01/96	bfr
	Methylene chloride	ND		5.	ug/Kg	10/01/96	bfr
	4-Methyl-2-pentanone (MIBK)	ND		50.	ug/Kg	10/01/96	bfr
	Styrene	ND		5.	ug/Kg	10/01/96	bfr
	1,1,2,2-Tetrachloroethane	ND		5.	ug/Kg	10/01/96	bfr
	Tetrachloroethene	ND		5.	ug/Kg	10/01/96	bfr
	Toluene	ND		5.	ug/Kg	10/01/96	bfr
	1,1,1-Trichloroethane	ND		5.	ug/Kg	10/01/96	bfr
	1,1,2-Trichloroethane	ND		5.	ug/Kg	10/01/96	bfr
	Trichloroethene	ND		5.	ug/Kg	10/01/96	bfr
	Vinyl acetate	ND		50.	ug/Kg	10/01/96	bfr
	Vinyl chloride	ND		10.	ug/Kg	10/01/96	bfr
	Xylenes (total)	ND		5.	ug/Kg	10/01/96	bfr

The analytical results, opinions or interpretations contained in this report are based upon information and material supplied by the client for whose exclusive and confidential use this report has been made. The analytical results, opinions or interpretations expressed represent the best judgment of Core Laboratories. Core Laboratories, however, makes no warranty or representation, express or implied, of any type, and expressly disclaims same as to the productivity, proper operations or profitableness of any oil, gas, coal or other mineral, property, well or sand, in connection with which such report is used or relied upon for any reason whatsoever. This report shall not be reproduced, in whole or in part, without the written approval of Core Laboratories.

CORE LABORATORIES

LABORATORY TEST RESULTS

Job Number: 962675 Date: 10/16/96

CUSTOMER: Daniel B. Stephens & Associates PROJECT: 6033.2 ENRON-ROSWELL ATTN: Bob Marley

Customer Sample ID: SG86-2@5'
Date Sampled.....: 09/24/96
Time Sampled.....: 11:45
Sample Matrix.....: Soil

Laboratory Sample ID: 962675-5
Date Received.....: 09/26/96
Time Received.....: 09:30

TEST METHOD	PARAMETER/TEST DESCRIPTION	SAMPLE RESULT	FLAGS	REPORTING LIMIT	UNITS	DATE	TECH
SW-846 3050	Acid Digestion: Solids, Solid	Complete				10/03/96	gag
SW-846 6010A	Arsenic (As), Solid	6		5	mg/Kg	10/08/96	smh
SW-846 6010A	Barium (Ba), Solid	387		1	mg/Kg	10/08/96	smh
SW-846 6010A	Cadmium (Cd), Solid	<0.5		0.5	mg/Kg	10/08/96	smh
SW-846 6010A	Chromium (Cr), Solid	3		1	mg/Kg	10/08/96	smh
SW-846 6010A	Lead (Pb), Solid	<5		5	mg/Kg	10/08/96	smh
SW-846 7471	Mercury (Hg), Solid	<0.10		0.10	mg/Kg	10/05/96	lmt
SW-846 6010A	Selenium (Se), Solid	<10		10	mg/Kg	10/08/96	smh
SW-846 6010A	Silver (Ag), Solid	<1		1	mg/Kg	10/08/96	smh
EPA 418.1	Total Recoverable Petroleum Hydrocarbons, Solid	160		10.	mg/Kg	10/07/96	jbd
SW-846 3550	Extraction (Ultrasonic) PCBs						
	Ultrasonic Extraction	Complete				10/04/96	jbd
SW-846 8080	PCB Analysis						
	Aroclor 1016	ND		17	ug/Kg	10/08/96	smc
	Aroclor 1221	ND		17	ug/Kg	10/08/96	smc
	Aroclor 1232	ND		17	ug/Kg	10/08/96	smc
	Aroclor 1242	ND		17	ug/Kg	10/08/96	smc
	Aroclor 1248	ND		17	ug/Kg	10/08/96	smc
	Aroclor 1254	ND		17	ug/Kg	10/08/96	smc
	Aroclor 1260	ND		17	ug/Kg	10/08/96	smc
	Aroclor 1262	ND		17	ug/Kg	10/08/96	smc
	Aroclor 1268	ND		17	ug/Kg	10/08/96	smc
SW-846 3550	Extraction (Ultrasonic) SVOCs						
	Ultrasonic Extraction	Complete				10/04/96	jbd
SW-846 8270	Semivolatile Organics						
	Acenaphthene	ND		330	ug/Kg	10/09/96	dmj
	Acenaphthylene	ND		330	ug/Kg	10/09/96	dmj
	Anthracene	ND		330	ug/Kg	10/09/96	dmj
	Benzidine	ND		1650	ug/Kg	10/09/96	dmj
	Benzo(a)anthracene	ND		330	ug/Kg	10/09/96	dmj
	Benzo(b)fluoranthene	ND		330	ug/Kg	10/09/96	dmj
	Benzo(k)fluoranthene	ND		330	ug/Kg	10/09/96	dmj
	Benzo(ghi)perylene	ND		330	ug/Kg	10/09/96	dmj
	Benzo(a)pyrene	ND		330	ug/Kg	10/09/96	dmj
	Benzyl alcohol	ND		330	ug/Kg	10/09/96	dmj

The analytical results, opinions or interpretations contained in this report are based upon information and material supplied by the client for whose exclusive and confidential use this report has been made. The analytical results, opinions or interpretations expressed represent the best judgment of Core Laboratories. Core Laboratories, however, makes no warranty or representation, express or implied, of any type, and expressly disclaims same as to the productivity, proper operations or profitableness of any oil, gas, coal or other mineral property, well or sand in connection with which such report is used or relied upon for any reason whatsoever. This report shall not be reproduced, in whole or in part, without the written approval of Core Laboratories.

CORE LABORATORIES

LABORATORY TEST RESULTS

Job Number: 962675 Date: 10/16/96

CUSTOMER: Daniel B. Stephens & Associates PROJECT: 6033.2 ENRON-ROSWELL ATTN: Bob Marley

Customer Sample ID: SG86-2@5'
Date Sampled.....: 09/24/96
Time Sampled.....: 11:45
Sample Matrix.....: Soil

Laboratory Sample ID: 962675-5
Date Received.....: 09/26/96
Time Received.....: 09:30

TEST METHOD	PARAMETER/TEST DESCRIPTION	SAMPLE RESULT	FLAGS	REPORTING LIMIT	UNITS	DATE	TECH
	Butyl benzyl phthalate	ND		330	ug/Kg	10/09/96	dmj
	Bis(2-chloroethoxy)methane	ND		330	ug/Kg	10/09/96	dmj
	Bis(2-chloroethyl)ether	ND		330	ug/Kg	10/09/96	dmj
	Bis(2-chloroisopropyl)ether	ND		330	ug/Kg	10/09/96	dmj
	Bis(2-ethylhexyl)phthalate	ND		330	ug/Kg	10/09/96	dmj
	4-Bromophenyl phenyl ether	ND		330	ug/Kg	10/09/96	dmj
	4-Chloroaniline	ND		330	ug/Kg	10/09/96	dmj
	2-Chloronaphthalene	ND		330	ug/Kg	10/09/96	dmj
	4-Chlorophenyl phenyl ether	ND		330	ug/Kg	10/09/96	dmj
	Chrysene	ND		330	ug/Kg	10/09/96	dmj
	Dibenzo(a,h)anthracene	ND		330	ug/Kg	10/09/96	dmj
	Dibenzofuran	ND		330	ug/Kg	10/09/96	dmj
	1,2-Dichlorobenzene	ND		330	ug/Kg	10/09/96	dmj
	1,3-Dichlorobenzene	ND		330	ug/Kg	10/09/96	dmj
	1,4-Dichlorobenzene	ND		330	ug/Kg	10/09/96	dmj
	3,3-Dichlorobenzidine	ND		330	ug/Kg	10/09/96	dmj
	Diethyl phthalate	ND		330	ug/Kg	10/09/96	dmj
	Dimethyl phthalate	ND		330	ug/Kg	10/09/96	dmj
	Di-n-butyl phthalate	820	B	330	ug/Kg	10/09/96	dmj
	Di-n-octyl phthalate	ND		330	ug/Kg	10/09/96	dmj
	2,4-Dinitrotoluene	ND		330	ug/Kg	10/09/96	dmj
	2,6-Dinitrotoluene	ND		330	ug/Kg	10/09/96	dmj
	Fluoranthene	ND		330	ug/Kg	10/09/96	dmj
	Fluorene	ND		330	ug/Kg	10/09/96	dmj
	Hexachlorobenzene	ND		330	ug/Kg	10/09/96	dmj
	Hexachlorobutadiene	ND		330	ug/Kg	10/09/96	dmj
	Hexachlorocyclopentadiene	ND		330	ug/Kg	10/09/96	dmj
	Hexachloroethane	ND		330	ug/Kg	10/09/96	dmj
	Indeno(1,2,3-cd)pyrene	ND		330	ug/Kg	10/09/96	dmj
	Isophorone	ND		330	ug/Kg	10/09/96	dmj
	2-Methylnaphthalene	ND		330	ug/Kg	10/09/96	dmj
	Naphthalene	ND		330	ug/Kg	10/09/96	dmj
	o-Nitroaniline	ND		1650	ug/Kg	10/09/96	dmj
	m-Nitroaniline	ND		1650	ug/Kg	10/09/96	dmj
	p-Nitroaniline	ND		1650	ug/Kg	10/09/96	dmj
	Nitrobenzene	ND		330	ug/Kg	10/09/96	dmj
	n-Nitrosodi-n-propylamine	ND		330	ug/Kg	10/09/96	dmj
	n-Nitrosodiphenylamine	ND		330	ug/Kg	10/09/96	dmj
	Phenanthrene	ND		330	ug/Kg	10/09/96	dmj
	Pyrene	ND		330	ug/Kg	10/09/96	dmj
	1,2,4-Trichlorobenzene	ND		330	ug/Kg	10/09/96	dmj
	Benzoic acid	ND		1650	ug/Kg	10/09/96	dmj
	4-Chloro-3-methylphenol	ND		330	ug/Kg	10/09/96	dmj
	2-Chlorophenol	ND		330	ug/Kg	10/09/96	dmj
	2,4-Dichlorophenol	ND		330	ug/Kg	10/09/96	dmj
	2,4-Dimethylphenol	ND		330	ug/Kg	10/09/96	dmj
	2,4-Dinitrophenol	ND		1650	ug/Kg	10/09/96	dmj
	2-Methyl-4,6-dinitrophenol	ND		1650	ug/Kg	10/09/96	dmj
	2-Methylphenol (o-cresol)	ND		330	ug/Kg	10/09/96	dmj

The analytical results, opinions or interpretations contained in this report are based upon information and material supplied by the client for whose exclusive and confidential use this report has been made. The analytical results, opinions or interpretations expressed represent the best judgment of Core Laboratories. Core Laboratories, however, makes no warranty or representation, express or implied, of any type, and expressly disclaims same as to the productivity, proper operations or profitableness of any oil, gas, coal or other mineral, property, well or sand in connection with which such report is used or relied upon for any reason whatsoever. This report shall not be reproduced, in whole or in part, without the written approval of Core Laboratories.

CORE LABORATORIES

LABORATORY TEST RESULTS

Job Number: 962675 Date: 10/16/96

CUSTOMER: Daniel B. Stephens & Associates PROJECT: 6033.2 ENRON-ROSWELL ATTN: Bob Marley

Customer Sample ID: SG86-2@5'
Date Sampled.....: 09/24/96
Time Sampled.....: 11:45
Sample Matrix.....: Soil

Laboratory Sample ID: 962675-5
Date Received.....: 09/26/96
Time Received.....: 09:30

TEST METHOD	PARAMETER/TEST DESCRIPTION	SAMPLE RESULT	FLAGS	REPORTING LIMIT	UNITS	DATE	TECH
	4-Methylphenol (p-cresol)	ND		330	ug/Kg	10/09/96	dmj
	2-Nitrophenol	ND		330	ug/Kg	10/09/96	dmj
	4-Nitrophenol	ND		1650	ug/Kg	10/09/96	dmj
	Pentachlorophenol	ND		1650	ug/Kg	10/09/96	dmj
	Phenol	ND		330	ug/Kg	10/09/96	dmj
	2,4,5-Trichlorophenol	ND		330	ug/Kg	10/09/96	dmj
	2,4,6-Trichlorophenol	ND		330	ug/Kg	10/09/96	dmj
SW-846 8240	Volatile Organics						
	Acetone	ND		100.	ug/Kg	10/01/96	bfr
	Benzene	ND		1.	ug/Kg	10/01/96	bfr
	Bromodichloromethane	ND		5.	ug/Kg	10/01/96	bfr
	Bromoform	ND		5.	ug/Kg	10/01/96	bfr
	Bromomethane	ND		10.	ug/Kg	10/01/96	bfr
	Methyl ethyl ketone (2-Butanone)	ND		100.	ug/Kg	10/01/96	bfr
	Carbon disulfide	ND		5.	ug/Kg	10/01/96	bfr
	Carbon tetrachloride	ND		5.	ug/Kg	10/01/96	bfr
	Chlorobenzene	ND		5.	ug/Kg	10/01/96	bfr
	Chloroethane	ND		10.	ug/Kg	10/01/96	bfr
	2-Chloroethylvinyl ether	ND		10.	ug/Kg	10/01/96	bfr
	Chloroform	ND		5.	ug/Kg	10/01/96	bfr
	Chloromethane	ND		10.	ug/Kg	10/01/96	bfr
	Dibromochloromethane	ND		5.	ug/Kg	10/01/96	bfr
	1,1-Dichloroethane	ND		5.	ug/Kg	10/01/96	bfr
	1,2-Dichloroethane	ND		5.	ug/Kg	10/01/96	bfr
	1,1-Dichloroethene	ND		5.	ug/Kg	10/01/96	bfr
	trans-1,2-Dichloroethene	ND		5.	ug/Kg	10/01/96	bfr
	1,2-Dichloropropane	ND		5.	ug/Kg	10/01/96	bfr
	cis-1,3-Dichloropropene	ND		5.	ug/Kg	10/01/96	bfr
	trans-1,3-Dichloropropene	ND		5.	ug/Kg	10/01/96	bfr
	Ethylbenzene	ND		5.	ug/Kg	10/01/96	bfr
	2-Hexanone	ND		50.	ug/Kg	10/01/96	bfr
	Methylene chloride	ND		5.	ug/Kg	10/01/96	bfr
	4-Methyl-2-pentanone (MIBK)	ND		50.	ug/Kg	10/01/96	bfr
	Styrene	ND		5.	ug/Kg	10/01/96	bfr
	1,1,2,2-Tetrachloroethane	ND		5.	ug/Kg	10/01/96	bfr
	Tetrachloroethene	ND		5.	ug/Kg	10/01/96	bfr
	Toluene	ND		5.	ug/Kg	10/01/96	bfr
	1,1,1-Trichloroethane	ND		5.	ug/Kg	10/01/96	bfr
	1,1,2-Trichloroethane	ND		5.	ug/Kg	10/01/96	bfr
	Trichloroethene	ND		5.	ug/Kg	10/01/96	bfr
	Vinyl acetate	ND		50.	ug/Kg	10/01/96	bfr
	Vinyl chloride	ND		10.	ug/Kg	10/01/96	bfr
	Xylenes (total)	ND		5.	ug/Kg	10/01/96	bfr

The analytical results, opinions or interpretations contained in this report are based upon information and material supplied by the client for whose exclusive and confidential use this report has been made. The analytical results, opinions or interpretations expressed represent the best judgment of Core Laboratories. Core Laboratories, however, makes no warranty or representation, express or implied, of any type, and expressly disclaims sante as to the productivity, proper operations or profitableness of any oil, gas, coal or other mineral property, well or sand in connection with which such report is used or relied upon for any reason whatsoever. This report shall not be reproduced, in whole or in part, without the written approval of Core Laboratories.

CORE LABORATORIES

LABORATORY TEST RESULTS

Job Number: 962675 Date: 10/16/96

CUSTOMER: Daniel B. Stephens & Associates PROJECT: 6033.2 ENRON-ROSWELL ATTN: Bob Marley

Customer Sample ID: SG86-2@30'
Date Sampled.....: 09/24/96
Time Sampled.....: 13:00
Sample Matrix.....: Soil

Laboratory Sample ID: 962675-6
Date Received.....: 09/26/96
Time Received.....: 09:30

TEST METHOD	PARAMETER/TEST DESCRIPTION	SAMPLE RESULT	FLAGS	REPORTING LIMIT	UNITS	DATE	TECH
SW-846 3050	Acid Digestion: Solids, Solid	Complete				10/03/96	gag
SW-846 6010A	Arsenic (As), Solid	6		5	mg/Kg	10/08/96	smh
SW-846 6010A	Barium (Ba), Solid	871		1	mg/Kg	10/08/96	smh
SW-846 6010A	Cadmium (Cd), Solid	<0.5		0.5	mg/Kg	10/08/96	smh
SW-846 6010A	Chromium (Cr), Solid	17		1	mg/Kg	10/08/96	smh
SW-846 6010A	Lead (Pb), Solid	<5		5	mg/Kg	10/08/96	smh
SW-846 7471	Mercury (Hg), Solid	<0.10		0.10	mg/Kg	10/05/96	lmt
SW-846 6010A	Selenium (Se), Solid	<10		10	mg/Kg	10/08/96	smh
SW-846 6010A	Silver (Ag), Solid	<1		1	mg/Kg	10/08/96	smh
EPA 418.1	Total Recoverable Petroleum Hydrocarbons, Solid	54		10.	mg/Kg	10/07/96	jbd
SW-846 3550	Extraction (Ultrasonic) PCBs						
	Ultrasonic Extraction	Complete				10/04/96	jbd
SW-846 8080	PCB Analysis						
	Aroclor 1016	ND		17	ug/Kg	10/07/96	smc
	Aroclor 1221	ND		17	ug/Kg	10/07/96	smc
	Aroclor 1232	ND		17	ug/Kg	10/07/96	smc
	Aroclor 1242	ND		17	ug/Kg	10/07/96	smc
	Aroclor 1248	ND		17	ug/Kg	10/07/96	smc
	Aroclor 1254	ND		17	ug/Kg	10/07/96	smc
	Aroclor 1260	ND		17	ug/Kg	10/07/96	smc
	Aroclor 1262	ND		17	ug/Kg	10/07/96	smc
	Aroclor 1268	ND		17	ug/Kg	10/07/96	smc
SW-846 3550	Extraction (Ultrasonic) SVOCs						
	Ultrasonic Extraction	Complete				10/04/96	jbd
SW-846 8270	Semivolatile Organics						
	Acenaphthene	ND		330	ug/Kg	10/09/96	dmj
	Acenaphthylene	ND		330	ug/Kg	10/09/96	dmj
	Anthracene	ND		330	ug/Kg	10/09/96	dmj
	Benzidine	ND		1650	ug/Kg	10/09/96	dmj
	Benzo(a)anthracene	ND		330	ug/Kg	10/09/96	dmj
	Benzo(b)fluoranthene	ND		330	ug/Kg	10/09/96	dmj
	Benzo(k)fluoranthene	ND		330	ug/Kg	10/09/96	dmj
	Benzo(ghi)perylene	ND		330	ug/Kg	10/09/96	dmj
	Benzo(a)pyrene	ND		330	ug/Kg	10/09/96	dmj
	Benzyl alcohol	ND		330	ug/Kg	10/09/96	dmj

The analytical results, opinions or interpretations contained in this report are based upon information and material supplied by the client for whose exclusive and confidential use this report has been made. The analytical results, opinions or interpretations expressed represent the best judgment of Core Laboratories. Core Laboratories, however, makes no warranty or representation, express or implied, of any type, and expressly disclaims same as to the productivity, proper operations or profitableness of any oil, gas, coal or other mineral, property, well or sand in connection with which such report is used or relied upon for any reason whatsoever. This report shall not be reproduced, in whole or in part, without the written approval of Core Laboratories.

CORE LABORATORIES

LABORATORY TEST RESULTS

Job Number: 962675 Date: 10/16/96

CUSTOMER: Daniel B. Stephens & Associates PROJECT: 6033.2 ENRON-ROSWELL ATTN: Bob Marley

Customer Sample ID: SG86-2@30'
Date Sampled.....: 09/24/96
Time Sampled.....: 13:00
Sample Matrix.....: Soil

Laboratory Sample ID: 962675-6
Date Received.....: 09/26/96
Time Received.....: 09:30

TEST METHOD	PARAMETER/TEST DESCRIPTION	SAMPLE RESULT	FLAGS	REPORTING LIMIT	UNITS	DATE	TECH
	Butyl benzyl phthalate	ND		330	ug/Kg	10/09/96	dmj
	Bis(2-chloroethoxy)methane	ND		330	ug/Kg	10/09/96	dmj
	Bis(2-chloroethyl)ether	ND		330	ug/Kg	10/09/96	dmj
	Bis(2-chloroisopropyl)ether	ND		330	ug/Kg	10/09/96	dmj
	Bis(2-ethylhexyl)phthalate	ND		330	ug/Kg	10/09/96	dmj
	4-Bromophenyl phenyl ether	ND		330	ug/Kg	10/09/96	dmj
	4-Chloroaniline	ND		330	ug/Kg	10/09/96	dmj
	2-Chloronaphthalene	ND		330	ug/Kg	10/09/96	dmj
	4-Chlorophenyl phenyl ether	ND		330	ug/Kg	10/09/96	dmj
	Chrysene	ND		330	ug/Kg	10/09/96	dmj
	Dibenzo(a,h)anthracene	ND		330	ug/Kg	10/09/96	dmj
	Dibenzofuran	ND		330	ug/Kg	10/09/96	dmj
	1,2-Dichlorobenzene	ND		330	ug/Kg	10/09/96	dmj
	1,3-Dichlorobenzene	ND		330	ug/Kg	10/09/96	dmj
	1,4-Dichlorobenzene	ND		330	ug/Kg	10/09/96	dmj
	3,3-Dichlorobenzidine	ND		330	ug/Kg	10/09/96	dmj
	Diethyl phthalate	ND		330	ug/Kg	10/09/96	dmj
	Dimethyl phthalate	ND		330	ug/Kg	10/09/96	dmj
	Di-n-butyl phthalate	710	B	330	ug/Kg	10/09/96	dmj
	Di-n-octyl phthalate	ND		330	ug/Kg	10/09/96	dmj
	2,4-Dinitrotoluene	ND		330	ug/Kg	10/09/96	dmj
	2,6-Dinitrotoluene	ND		330	ug/Kg	10/09/96	dmj
	Fluoranthene	ND		330	ug/Kg	10/09/96	dmj
	Fluorene	ND		330	ug/Kg	10/09/96	dmj
	Hexachlorobenzene	ND		330	ug/Kg	10/09/96	dmj
	Hexachlorobutadiene	ND		330	ug/Kg	10/09/96	dmj
	Hexachlorocyclopentadiene	ND		330	ug/Kg	10/09/96	dmj
	Hexachloroethane	ND		330	ug/Kg	10/09/96	dmj
	Indeno(1,2,3-cd)pyrene	ND		330	ug/Kg	10/09/96	dmj
	Isophorone	ND		330	ug/Kg	10/09/96	dmj
	2-Methylnaphthalene	ND		330	ug/Kg	10/09/96	dmj
	Naphthalene	ND		330	ug/Kg	10/09/96	dmj
	o-Nitroaniline	ND		1650	ug/Kg	10/09/96	dmj
	m-Nitroaniline	ND		1650	ug/Kg	10/09/96	dmj
	p-Nitroaniline	ND		1650	ug/Kg	10/09/96	dmj
	Nitrobenzene	ND		330	ug/Kg	10/09/96	dmj
	n-Nitrosodi-n-propylamine	ND		330	ug/Kg	10/09/96	dmj
	n-Nitrosodiphenylamine	ND		330	ug/Kg	10/09/96	dmj
	Phenanthrene	ND		330	ug/Kg	10/09/96	dmj
	Pyrene	ND		330	ug/Kg	10/09/96	dmj
	1,2,4-Trichlorobenzene	ND		330	ug/Kg	10/09/96	dmj
	Benzoic acid	ND		1650	ug/Kg	10/09/96	dmj
	4-Chloro-3-methylphenol	ND		330	ug/Kg	10/09/96	dmj
	2-Chlorophenol	ND		330	ug/Kg	10/09/96	dmj
	2,4-Dichlorophenol	ND		330	ug/Kg	10/09/96	dmj
	2,4-Dimethylphenol	ND		330	ug/Kg	10/09/96	dmj
	2,4-Dinitrophenol	ND		1650	ug/Kg	10/09/96	dmj
	2-Methyl-4,6-dinitrophenol	ND		1650	ug/Kg	10/09/96	dmj
	2-Methylphenol (o-cresol)	ND		330	ug/Kg	10/09/96	dmj

The analytical results, opinions or interpretations contained in this report are based upon information and material supplied by the client for whose exclusive and confidential use this report has been made. The analytical results, opinions or interpretations expressed represent the best judgment of Core Laboratories. Core Laboratories, however, makes no warranty or representation, express or implied, of any type, and expressly disclaims same as to the productivity, proper operations or profitableness of any oil, gas, coal or other mineral, property, well or sand in connection with which such report is used or relied upon for any reason whatsoever. This report shall not be reproduced, in whole or in part, without the written approval of Core Laboratories.

CORE LABORATORIES

LABORATORY TEST RESULTS

Job Number: 962675 Date: 10/16/96

CUSTOMER: Daniel B. Stephens & Associates PROJECT: 6033.2 ENRON-ROSWELL ATTN: Bob Marley

Customer Sample ID: SG86-2@30'
Date Sampled.....: 09/24/96
Time Sampled.....: 13:00
Sample Matrix.....: Soil

Laboratory Sample ID: 962675-6
Date Received.....: 09/26/96
Time Received.....: 09:30

TEST METHOD	PARAMETER/TEST DESCRIPTION	SAMPLE RESULT	FLAGS	REPORTING LIMIT	UNITS	DATE	TECH
	4-Methylphenol (p-cresol)	ND		330	ug/Kg	10/09/96	dmj
	2-Nitrophenol	ND		330	ug/Kg	10/09/96	dmj
	4-Nitrophenol	ND		1650	ug/Kg	10/09/96	dmj
	Pentachlorophenol	ND		1650	ug/Kg	10/09/96	dmj
	Phenol	ND		330	ug/Kg	10/09/96	dmj
	2,4,5-Trichlorophenol	ND		330	ug/Kg	10/09/96	dmj
	2,4,6-Trichlorophenol	ND		330	ug/Kg	10/09/96	dmj
SW-846 8240	Volatile Organics						
	Acetone	230		100.	ug/Kg	10/01/96	bfr
	Benzene	ND		1.	ug/Kg	10/01/96	bfr
	Bromodichloromethane	ND		5.	ug/Kg	10/01/96	bfr
	Bromoform	ND		5.	ug/Kg	10/01/96	bfr
	Bromomethane	ND		10.	ug/Kg	10/01/96	bfr
	Methyl ethyl ketone (2-Butanone)	ND		100.	ug/Kg	10/01/96	bfr
	Carbon disulfide	ND		5.	ug/Kg	10/01/96	bfr
	Carbon tetrachloride	ND		5.	ug/Kg	10/01/96	bfr
	Chlorobenzene	ND		5.	ug/Kg	10/01/96	bfr
	Chloroethane	ND		10.	ug/Kg	10/01/96	bfr
	2-Chloroethylvinyl ether	ND		10.	ug/Kg	10/01/96	bfr
	Chloroform	ND		5.	ug/Kg	10/01/96	bfr
	Chloromethane	ND		10.	ug/Kg	10/01/96	bfr
	Dibromochloromethane	ND		5.	ug/Kg	10/01/96	bfr
	1,1-Dichloroethane	ND		5.	ug/Kg	10/01/96	bfr
	1,2-Dichloroethane	ND		5.	ug/Kg	10/01/96	bfr
	1,1-Dichloroethene	ND		5.	ug/Kg	10/01/96	bfr
	trans-1,2-Dichloroethene	ND		5.	ug/Kg	10/01/96	bfr
	1,2-Dichloropropane	ND		5.	ug/Kg	10/01/96	bfr
	cis-1,3-Dichloropropene	ND		5.	ug/Kg	10/01/96	bfr
	trans-1,3-Dichloropropene	ND		5.	ug/Kg	10/01/96	bfr
	Ethylbenzene	ND		5.	ug/Kg	10/01/96	bfr
	2-Hexanone	ND		50.	ug/Kg	10/01/96	bfr
	Methylene chloride	ND		5.	ug/Kg	10/01/96	bfr
	4-Methyl-2-pentanone (MIBK)	ND		50.	ug/Kg	10/01/96	bfr
	Styrene	ND		5.	ug/Kg	10/01/96	bfr
	1,1,2,2-Tetrachloroethane	ND		5.	ug/Kg	10/01/96	bfr
	Tetrachloroethene	ND		5.	ug/Kg	10/01/96	bfr
	Toluene	ND		5.	ug/Kg	10/01/96	bfr
	1,1,1-Trichloroethane	ND		5.	ug/Kg	10/01/96	bfr
	1,1,2-Trichloroethane	ND		5.	ug/Kg	10/01/96	bfr
	Trichloroethene	ND		5.	ug/Kg	10/01/96	bfr
	Vinyl acetate	ND		50.	ug/Kg	10/01/96	bfr
	Vinyl chloride	ND		10.	ug/Kg	10/01/96	bfr
	Xylenes (total)	ND		5.	ug/Kg	10/01/96	bfr

The analytical results, opinions or interpretations contained in this report are based upon information and material supplied by the client for whose exclusive and confidential use this report has been made. The analytical results, opinions or interpretations expressed represent the best judgment of Core Laboratories. Core Laboratories, however, makes no warranty or representation, express or implied, of any type, and expressly disclaims same as to the productivity, proper operations or profitableness of any oil, gas, coal or other mineral, property, well or sand in connection with which such report is used or relied upon for any reason whatsoever. This report shall not be reproduced, in whole or in part, without the written approval of Core Laboratories.

CORE LABORATORIES

LABORATORY TEST RESULTS

Job Number: 962675 Date: 10/16/96

CUSTOMER: Daniel B. Stephens & Associates PROJECT: 6033.2 ENRON-ROSWELL ATTN: Bob Marley

Customer Sample ID: SG86-4@30'
Date Sampled.....: 09/24/96
Time Sampled.....: 15:10
Sample Matrix.....: Soil

Laboratory Sample ID: 962675-7
Date Received.....: 09/26/96
Time Received.....: 09:30

TEST METHOD	PARAMETER/TEST DESCRIPTION	SAMPLE RESULT	FLAGS	REPORTING LIMIT	UNITS	DATE	TECH
SW-846 3050	Acid Digestion: Solids, Solid	Complete				10/03/96	gag
SW-846 6010A	Arsenic (As), Solid	5		5	mg/Kg	10/08/96	smh
SW-846 6010A	Barium (Ba), Solid	501		1	mg/Kg	10/08/96	smh
SW-846 6010A	Cadmium (Cd), Solid	<0.5		0.5	mg/Kg	10/08/96	smh
SW-846 6010A	Chromium (Cr), Solid	11		1	mg/Kg	10/08/96	smh
SW-846 6010A	Lead (Pb), Solid	<5		5	mg/Kg	10/08/96	smh
SW-846 7471	Mercury (Hg), Solid	<0.10		0.10	mg/Kg	10/05/96	lmt
SW-846 6010A	Selenium (Se), Solid	<10		10	mg/Kg	10/08/96	smh
SW-846 6010A	Silver (Ag), Solid	<1		1	mg/Kg	10/08/96	smh
EPA 418.1	Total Recoverable Petroleum Hydrocarbons, Solid	65		10.	mg/Kg	10/07/96	jbd
SW-846 3550	Extraction (Ultrasonic) PCBs						
	Ultrasonic Extraction	Complete				10/04/96	jbd
SW-846 8080	PCB Analysis						
	Aroclor 1016	ND		17	ug/Kg	10/07/96	smc
	Aroclor 1221	ND		17	ug/Kg	10/07/96	smc
	Aroclor 1232	ND		17	ug/Kg	10/07/96	smc
	Aroclor 1242	ND		17	ug/Kg	10/07/96	smc
	Aroclor 1248	ND		17	ug/Kg	10/07/96	smc
	Aroclor 1254	ND		17	ug/Kg	10/07/96	smc
	Aroclor 1260	ND		17	ug/Kg	10/07/96	smc
	Aroclor 1262	ND		17	ug/Kg	10/07/96	smc
	Aroclor 1268	ND		17	ug/Kg	10/07/96	smc
SW-846 3550	Extraction (Ultrasonic) SVOCs						
	Ultrasonic Extraction	Complete				10/04/96	jbd
SW-846 8270	Semivolatile Organics						
	Acenaphthene	ND		330	ug/Kg	10/09/96	dmj
	Acenaphthylene	ND		330	ug/Kg	10/09/96	dmj
	Anthracene	ND		330	ug/Kg	10/09/96	dmj
	Benzidine	ND		1650	ug/Kg	10/09/96	dmj
	Benzo(a)anthracene	ND		330	ug/Kg	10/09/96	dmj
	Benzo(b)fluoranthene	ND		330	ug/Kg	10/09/96	dmj
	Benzo(k)fluoranthene	ND		330	ug/Kg	10/09/96	dmj
	Benzo(ghi)perylene	ND		330	ug/Kg	10/09/96	dmj
	Benzo(a)pyrene	ND		330	ug/Kg	10/09/96	dmj
	Benzyl alcohol	ND		330	ug/Kg	10/09/96	dmj

The analytical results, opinions or interpretations contained in this report are based upon information and material supplied by the client for whose exclusive and confidential use this report has been made. The analytical results, opinions or interpretations expressed represent the best judgment of Core Laboratories. Core Laboratories, however, makes no warranty or representation, express or implied, of any type, and expressly disclaims same as to the productivity, proper operations or profitableness of any oil, gas, coal or other mineral, property, well or sand in connection with which such report is used or relied upon for any reason whatsoever. This report shall not be reproduced, in whole or in part, without the written approval of Core Laboratories.

CORE LABORATORIES

LABORATORY TEST RESULTS

Job Number: 962675 Date: 10/16/96

CUSTOMER: Daniel B. Stephens & Associates PROJECT: 6033.2 ENRON-ROSWELL ATTN: Bob Marley

Customer Sample ID: SG86-4@30'
Date Sampled.....: 09/24/96
Time Sampled.....: 15:10
Sample Matrix.....: Soil

Laboratory Sample ID: 962675-7
Date Received.....: 09/26/96
Time Received.....: 09:30

TEST METHOD	PARAMETER/TEST DESCRIPTION	SAMPLE RESULT	FLAGS	REPORTING LIMIT	UNITS	DATE	TECH
	Butyl benzyl phthalate	ND		330	ug/Kg	10/09/96	dmj
	Bis(2-chloroethoxy)methane	ND		330	ug/Kg	10/09/96	dmj
	Bis(2-chloroethyl)ether	ND		330	ug/Kg	10/09/96	dmj
	Bis(2-chloroisopropyl)ether	ND		330	ug/Kg	10/09/96	dmj
	Bis(2-ethylhexyl)phthalate	ND		330	ug/Kg	10/09/96	dmj
	4-Bromophenyl phenyl ether	ND		330	ug/Kg	10/09/96	dmj
	4-Chloroaniline	ND		330	ug/Kg	10/09/96	dmj
	2-Chloronaphthalene	ND		330	ug/Kg	10/09/96	dmj
	4-Chlorophenyl phenyl ether	ND		330	ug/Kg	10/09/96	dmj
	Chrysene	ND		330	ug/Kg	10/09/96	dmj
	Dibenzo(a,h)anthracene	ND		330	ug/Kg	10/09/96	dmj
	Dibenzofuran	ND		330	ug/Kg	10/09/96	dmj
	1,2-Dichlorobenzene	ND		330	ug/Kg	10/09/96	dmj
	1,3-Dichlorobenzene	ND		330	ug/Kg	10/09/96	dmj
	1,4-Dichlorobenzene	ND		330	ug/Kg	10/09/96	dmj
	3,3-Dichlorobenzidine	ND		330	ug/Kg	10/09/96	dmj
	Diethyl phthalate	ND		330	ug/Kg	10/09/96	dmj
	Dimethyl phthalate	ND		330	ug/Kg	10/09/96	dmj
	Di-n-butyl phthalate	1300	B	330	ug/Kg	10/09/96	dmj
	Di-n-octyl phthalate	ND		330	ug/Kg	10/09/96	dmj
	2,4-Dinitrotoluene	ND		330	ug/Kg	10/09/96	dmj
	2,6-Dinitrotoluene	ND		330	ug/Kg	10/09/96	dmj
	Fluoranthene	ND		330	ug/Kg	10/09/96	dmj
	Fluorene	ND		330	ug/Kg	10/09/96	dmj
	Hexachlorobenzene	ND		330	ug/Kg	10/09/96	dmj
	Hexachlorobutadiene	ND		330	ug/Kg	10/09/96	dmj
	Hexachlorocyclopentadiene	ND		330	ug/Kg	10/09/96	dmj
	Hexachloroethane	ND		330	ug/Kg	10/09/96	dmj
	Indeno(1,2,3-cd)pyrene	ND		330	ug/Kg	10/09/96	dmj
	Isophorone	ND		330	ug/Kg	10/09/96	dmj
	2-Methylnaphthalene	ND		330	ug/Kg	10/09/96	dmj
	Naphthalene	ND		330	ug/Kg	10/09/96	dmj
	o-Nitroaniline	ND		1650	ug/Kg	10/09/96	dmj
	m-Nitroaniline	ND		1650	ug/Kg	10/09/96	dmj
	p-Nitroaniline	ND		1650	ug/Kg	10/09/96	dmj
	Nitrobenzene	ND		330	ug/Kg	10/09/96	dmj
	n-Nitrosodi-n-propylamine	ND		330	ug/Kg	10/09/96	dmj
	n-Nitrosodiphenylamine	ND		330	ug/Kg	10/09/96	dmj
	Phenanthrene	ND		330	ug/Kg	10/09/96	dmj
	Pyrene	ND		330	ug/Kg	10/09/96	dmj
	1,2,4-Trichlorobenzene	ND		330	ug/Kg	10/09/96	dmj
	Benzoic acid	ND		1650	ug/Kg	10/09/96	dmj
	4-Chloro-3-methylphenol	ND		330	ug/Kg	10/09/96	dmj
	2-Chlorophenol	ND		330	ug/Kg	10/09/96	dmj
	2,4-Dichlorophenol	ND		330	ug/Kg	10/09/96	dmj
	2,4-Dimethylphenol	ND		330	ug/Kg	10/09/96	dmj
	2,4-Dinitrophenol	ND		1650	ug/Kg	10/09/96	dmj
	2-Methyl-4,6-dinitrophenol	ND		1650	ug/Kg	10/09/96	dmj
	2-Methylphenol (o-cresol)	ND		330	ug/Kg	10/09/96	dmj

The analytical results, opinions or interpretations contained in this report are based upon information and material supplied by the client for whose exclusive and confidential use this report has been made. The analytical results, opinions or interpretations expressed represent the best judgment of Core Laboratories. Core Laboratories, however, makes no warranty or representation, express or implied, of any type, and expressly disclaims same as to the productivity, proper operations or profitableness of any oil, gas, coal or other mineral property, well or sand in connection with which such report is used or relied upon for any reason whatsoever. This report shall not be reproduced, in whole or in part, without the written approval of Core Laboratories.

CORE LABORATORIES

LABORATORY TEST RESULTS

Job Number: 962675 Date: 10/16/96

CUSTOMER: Daniel B. Stephens & Associates PROJECT: 6033.2 ENRON-ROSWELL ATTN: Bob Marley

Customer Sample ID: SG86-4@30'
Date Sampled.....: 09/24/96
Time Sampled.....: 15:10
Sample Matrix.....: Soil

Laboratory Sample ID: 962675-7
Date Received.....: 09/26/96
Time Received.....: 09:30

TEST METHOD	PARAMETER/TEST DESCRIPTION	SAMPLE RESULT	FLAGS	REPORTING LIMIT	UNITS	DATE	TECH
	4-Methylphenol (p-cresol)	ND		330	ug/Kg	10/09/96	dmj
	2-Nitrophenol	ND		330	ug/Kg	10/09/96	dmj
	4-Nitrophenol	ND		1650	ug/Kg	10/09/96	dmj
	Pentachlorophenol	ND		1650	ug/Kg	10/09/96	dmj
	Phenol	ND		330	ug/Kg	10/09/96	dmj
	2,4,5-Trichlorophenol	ND		330	ug/Kg	10/09/96	dmj
	2,4,6-Trichlorophenol	ND		330	ug/Kg	10/09/96	dmj
SW-846 8240	Volatile Organics						
	Acetone	ND		100.	ug/Kg	10/01/96	bfr
	Benzene	ND		1.	ug/Kg	10/01/96	bfr
	Bromodichloromethane	ND		5.	ug/Kg	10/01/96	bfr
	Bromoform	ND		5.	ug/Kg	10/01/96	bfr
	Bromomethane	ND		10.	ug/Kg	10/01/96	bfr
	Methyl ethyl ketone (2-Butanone)	ND		100.	ug/Kg	10/01/96	bfr
	Carbon disulfide	ND		5.	ug/Kg	10/01/96	bfr
	Carbon tetrachloride	ND		5.	ug/Kg	10/01/96	bfr
	Chlorobenzene	ND		5.	ug/Kg	10/01/96	bfr
	Chloroethane	ND		10.	ug/Kg	10/01/96	bfr
	2-Chloroethylvinyl ether	ND		10.	ug/Kg	10/01/96	bfr
	Chloroform	ND		5.	ug/Kg	10/01/96	bfr
	Chloromethane	ND		10.	ug/Kg	10/01/96	bfr
	Dibromochloromethane	ND		5.	ug/Kg	10/01/96	bfr
	1,1-Dichloroethane	ND		5.	ug/Kg	10/01/96	bfr
	1,2-Dichloroethane	ND		5.	ug/Kg	10/01/96	bfr
	1,1-Dichloroethene	ND		5.	ug/Kg	10/01/96	bfr
	trans-1,2-Dichloroethene	ND		5.	ug/Kg	10/01/96	bfr
	1,2-Dichloropropane	ND		5.	ug/Kg	10/01/96	bfr
	cis-1,3-Dichloropropene	ND		5.	ug/Kg	10/01/96	bfr
	trans-1,3-Dichloropropene	ND		5.	ug/Kg	10/01/96	bfr
	Ethylbenzene	ND		5.	ug/Kg	10/01/96	bfr
	2-Hexanone	ND		50.	ug/Kg	10/01/96	bfr
	Methylene chloride	ND		5.	ug/Kg	10/01/96	bfr
	4-Methyl-2-pentanone (MIBK)	ND		50.	ug/Kg	10/01/96	bfr
	Styrene	ND		5.	ug/Kg	10/01/96	bfr
	1,1,2,2-Tetrachloroethane	ND		5.	ug/Kg	10/01/96	bfr
	Tetrachloroethene	ND		5.	ug/Kg	10/01/96	bfr
	Toluene	ND		5.	ug/Kg	10/01/96	bfr
	1,1,1-Trichloroethane	ND		5.	ug/Kg	10/01/96	bfr
	1,1,2-Trichloroethane	ND		5.	ug/Kg	10/01/96	bfr
	Trichloroethene	ND		5.	ug/Kg	10/01/96	bfr
	Vinyl acetate	ND		50.	ug/Kg	10/01/96	bfr
	Vinyl chloride	ND		10.	ug/Kg	10/01/96	bfr
	Xylenes (total)	ND		5.	ug/Kg	10/01/96	bfr

The analytical results, opinions or interpretations contained in this report are based upon information and material supplied by the client for whose exclusive and confidential use this report has been made. The analytical results, opinions or interpretations expressed represent the best judgment of Core Laboratories. Core Laboratories, however, makes no warranty or representation, express or implied, of any type, and expressly disclaims same as to the productivity, proper operations or profitableness of any oil, gas, coal or other mineral, property, well or sand in connection with which such report is used or relied upon for any reason whatsoever. This report shall not be reproduced, in whole or in part, without the written approval of Core Laboratories.

CORE LABORATORIES

LABORATORY TEST RESULTS

Job Number: 962675 Date: 10/16/96

CUSTOMER: Daniel B. Stephens & Associates PROJECT: 6033.2 ENRON-ROSWELL ATTN: Bob Marley

Customer Sample ID: MW-18@10'
Date Sampled.....: 09/24/96
Time Sampled.....: 08:30
Sample Matrix.....: Soil

Laboratory Sample ID: 962675-8
Date Received.....: 09/26/96
Time Received.....: 09:30

TEST METHOD	PARAMETER/TEST DESCRIPTION	SAMPLE RESULT	FLAGS	REPORTING LIMIT	UNITS	DATE	TECH
EPA 418.1	Total Recoverable Petroleum Hydrocarbons, Solid	48		10.	mg/Kg	10/07/96	jbd

The analytical results, opinions or interpretations contained in this report are based upon information and material supplied by the client for whose exclusive and confidential use this report has been made. The analytical results, opinions or interpretations expressed represent the best judgment of Core Laboratories. Core Laboratories, however, makes no warranty or representation, express or implied, of any type, and expressly disclaims same as to the productivity, proper operations or profitableness of any oil, gas, coal or other mineral property, well or sand in connection with which such report is used or relied upon for any reason whatsoever. This report shall not be reproduced, in whole or in part, without the written approval of Core Laboratories.

CORE LABORATORIES

LABORATORY TEST RESULTS

Job Number: 962675 Date: 10/16/96

CUSTOMER: Daniel B. Stephens & Associates PROJECT: 6033.2 ENRON-ROSWELL ATTN: Bob Marley

Customer Sample ID: MW-18@20'
Date Sampled.....: 09/25/96
Time Sampled.....: 08:45
Sample Matrix.....: Soil

Laboratory Sample ID: 962675-9
Date Received.....: 09/26/96
Time Received.....: 09:30

TEST METHOD	PARAMETER/TEST DESCRIPTION	SAMPLE RESULT	FLAGS	REPORTING LIMIT	UNITS	DATE	TECH
EPA 418.1	Total Recoverable Petroleum Hydrocarbons, Solid	43		10.	mg/Kg	10/07/96	jbd

The analytical results, opinions or interpretations contained in this report are based upon information and material supplied by the client for whose exclusive and confidential use this report has been made. The analytical results, opinions or interpretations expressed represent the best judgment of Core Laboratories. Core Laboratories, however, makes no warranty or representation, express or implied, of any type, and expressly disclaims same as to the productivity, proper operations or profitableness of any oil, gas, or other mineral, property, well or sand in connection with which such report is used or relied upon for any reason whatsoever. This report shall not be reproduced, in whole or in part, without the written approval of Core Laboratories.

CORE LABORATORIES

LABORATORY TEST RESULTS

Job Number: 962675 Date: 10/16/96

CUSTOMER: Daniel B. Stephens & Associates PROJECT: 6033.2 ENRON-ROSWELL ATTN: Bob Marley

Customer Sample ID: MW-18@30'
Date Sampled.....: 09/25/96
Time Sampled.....: 09:15
Sample Matrix.....: Soil

Laboratory Sample ID: 962675-10
Date Received.....: 09/26/96
Time Received.....: 09:30

TEST METHOD	PARAMETER/TEST DESCRIPTION	SAMPLE RESULT	FLAGS	REPORTING LIMIT	UNITS	DATE	TECH
EPA 418.1	Total Recoverable Petroleum Hydrocarbons, Solid	44		10.	mg/Kg	10/07/96	jbd

The analytical results, opinions or interpretations contained in this report are based upon information and material supplied by the client for whose exclusive and confidential use this report has been made. The analytical results, opinions or interpretations expressed represent the best judgment of Core Laboratories. Core Laboratories, however, makes no warranty or representation, express or implied, of any type, and expressly disclaims same as to the productivity, proper operations or profitableness of any oil, gas, coal or other mineral, property, well or sand in connection with which such report is used or relied upon for any reason whatsoever. This report shall not be reproduced, in whole or in part, without the written approval of Core Laboratories.

CORE LABORATORIES

LABORATORY TEST RESULTS

Job Number: 962675

Date: 10/16/96

CUSTOMER: Daniel B. Stephens & Associates PROJECT: 6033.2 ENRON-ROSWELL ATTN: Bob Marley

Customer Sample ID: MW-18@40'
Date Sampled.....: 09/25/96
Time Sampled.....: 09:40
Sample Matrix.....: Soil

Laboratory Sample ID: 962675-11
Date Received.....: 09/26/96
Time Received.....: 09:30

TEST METHOD	PARAMETER/TEST DESCRIPTION	SAMPLE RESULT	FLAGS	REPORTING LIMIT	UNITS	DATE	TECH
EPA 418.1	Total Recoverable Petroleum Hydrocarbons, Solid	40		10.	mg/Kg	10/07/96	jbd

The analytical results, opinions or interpretations contained in this report are based upon information and material supplied by the client for whose exclusive and confidential use this report has been made. The analytical results, opinions or interpretations expressed represent the best judgment of Core Laboratories. Core Laboratories, however, makes no warranty or representation, express or implied, of any type, and expressly disclaims same as to the productivity, proper operations or profitableness of any oil, gas, coal or other mineral property, well or sand in connection with which such report is used or relied upon for any reason whatsoever. This report shall not be reproduced, in whole or in part, without the written approval of Core Laboratories

CORE LABORATORIES

LABORATORY TEST RESULTS

Job Number: 962675 Date: 10/16/96

CUSTOMER: Daniel B. Stephens & Associates PROJECT: 6033.2 ENRON-ROSWELL ATTN: Bob Marley

Customer Sample ID: MW-18@50'
Date Sampled.....: 09/25/96
Time Sampled.....: 10:00
Sample Matrix.....: Soil

Laboratory Sample ID: 962675-12
Date Received.....: 09/26/96
Time Received.....: 09:30

TEST METHOD	PARAMETER/TEST DESCRIPTION	SAMPLE RESULT	FLAGS	REPORTING LIMIT	UNITS	DATE	TECH
EPA 418.1	Total Recoverable Petroleum Hydrocarbons, Solid	49		10.	mg/Kg	10/07/96	jbd

The analytical results, opinions or interpretations contained in this report are based upon information and material supplied by the client for whose exclusive and confidential use this report has been made. The analytical results, opinions or interpretations expressed represent the best judgment of Core Laboratories. Core Laboratories, however, makes no warranty or representation, express or implied, of any type, and expressly disclaims same as to the productivity, proper operations or profitableness of any oil, gas, coal or other mineral, property, well or sand in connection with which such report is used or relied upon for any reason whatsoever. This report shall not be reproduced, in whole or in part, without the written approval of Core Laboratories.

CORE LABORATORIES

LABORATORY TEST RESULTS

Job Number: 962675 Date: 10/16/96

CUSTOMER: Daniel B. Stephens & Associates PROJECT: 6033.2 ENRON-ROSWELL ATTN: Bob Marley

Customer Sample ID: MW-18@60'
Date Sampled.....: 09/25/96
Time Sampled.....: 10:20
Sample Matrix.....: Soil

Laboratory Sample ID: 962675-13
Date Received.....: 09/26/96
Time Received.....: 09:30

TEST METHOD	PARAMETER/TEST DESCRIPTION	SAMPLE RESULT	FLAGS	REPORTING LIMIT	UNITS	DATE	TECH
SW-846 3050	Acid Digestion: Solids, Solid	Complete				10/03/96	gag
SW-846 6010A	Arsenic (As), Solid	8		5	mg/Kg	10/08/96	smh
SW-846 6010A	Barium (Ba), Solid	91		1	mg/Kg	10/08/96	smh
SW-846 6010A	Cadmium (Cd), Solid	<0.5		0.5	mg/Kg	10/08/96	smh
SW-846 6010A	Chromium (Cr), Solid	27		1	mg/Kg	10/08/96	smh
SW-846 6010A	Lead (Pb), Solid	7		5	mg/Kg	10/08/96	smh
SW-846 7471	Mercury (Hg), Solid	<0.10		0.10	mg/Kg	10/05/96	lmt
SW-846 6010A	Selenium (Se), Solid	<10		10	mg/Kg	10/08/96	smh
SW-846 6010A	Silver (Ag), Solid	<1		1	mg/Kg	10/08/96	smh
EPA 418.1	Total Recoverable Petroleum Hydrocarbons, Solid	57		10.	mg/Kg	10/07/96	jbd
SW-846 3550	Extraction (Ultrasonic) PCBs						
	Ultrasonic Extraction	Complete				10/04/96	jbd
SW-846 8080	PCB Analysis						
	Aroclor 1016	ND		17	ug/Kg	10/07/96	smc
	Aroclor 1221	ND		17	ug/Kg	10/07/96	smc
	Aroclor 1232	ND		17	ug/Kg	10/07/96	smc
	Aroclor 1242	ND		17	ug/Kg	10/07/96	smc
	Aroclor 1248	ND		17	ug/Kg	10/07/96	smc
	Aroclor 1254	ND		17	ug/Kg	10/07/96	smc
	Aroclor 1260	ND		17	ug/Kg	10/07/96	smc
	Aroclor 1262	ND		17	ug/Kg	10/07/96	smc
	Aroclor 1268	ND		17	ug/Kg	10/07/96	smc
SW-846 3550	Extraction (Ultrasonic) SVOCs						
	Ultrasonic Extraction	Complete				10/04/96	jbd
SW-846 8270	Semivolatile Organics						
	Acenaphthene	ND		330	ug/Kg	10/09/96	dmj
	Acenaphthylene	ND		330	ug/Kg	10/09/96	dmj
	Anthracene	ND		330	ug/Kg	10/09/96	dmj
	Benzidine	ND		1650	ug/Kg	10/09/96	dmj
	Benzo(a)anthracene	ND		330	ug/Kg	10/09/96	dmj
	Benzo(b)fluoranthene	ND		330	ug/Kg	10/09/96	dmj
	Benzo(k)fluoranthene	ND		330	ug/Kg	10/09/96	dmj
	Benzo(ghi)perylene	ND		330	ug/Kg	10/09/96	dmj
	Benzo(a)pyrene	ND		330	ug/Kg	10/09/96	dmj
	Benzyl alcohol	ND		330	ug/Kg	10/09/96	dmj

The analytical results, opinions or interpretations contained in this report are based upon information and material supplied by the client for whose exclusive and confidential use this report has been made. The analytical results, opinions or interpretations expressed represent the best judgment of Core Laboratories. Core Laboratories, however, makes no warranty or representation, express or implied, of any type, and expressly disclaims same as to the productivity, proper operations or profitableness of any oil, gas, coal or other mineral, property, well or sand in connection with which such report is used or relied upon for any reason whatsoever. This report shall not be reproduced, in whole or in part, without the written approval of Core Laboratories.

CORE LABORATORIES

LABORATORY TEST RESULTS

Job Number: 962675 Date: 10/16/96

CUSTOMER: Daniel B. Stephens & Associates PROJECT: 6033.2 ENRON-ROSWELL ATTN: Bob Marley

Customer Sample ID: MW-18@60'
Date Sampled.....: 09/25/96
Time Sampled.....: 10:20
Sample Matrix.....: Soil

Laboratory Sample ID: 962675-13
Date Received.....: 09/26/96
Time Received.....: 09:30

TEST METHOD	PARAMETER/TEST DESCRIPTION	SAMPLE RESULT	FLAGS	REPORTING LIMIT	UNITS	DATE	TECH
	Butyl benzyl phthalate	ND		330	ug/Kg	10/09/96	dmj
	Bis(2-chloroethoxy)methane	ND		330	ug/Kg	10/09/96	dmj
	Bis(2-chloroethyl)ether	ND		330	ug/Kg	10/09/96	dmj
	Bis(2-chloroisopropyl)ether	ND		330	ug/Kg	10/09/96	dmj
	Bis(2-ethylhexyl)phthalate	ND		330	ug/Kg	10/09/96	dmj
	4-Bromophenyl phenyl ether	ND		330	ug/Kg	10/09/96	dmj
	4-Chloroaniline	ND		330	ug/Kg	10/09/96	dmj
	2-Chloronaphthalene	ND		330	ug/Kg	10/09/96	dmj
	4-Chlorophenyl phenyl ether	ND		330	ug/Kg	10/09/96	dmj
	Chrysene	ND		330	ug/Kg	10/09/96	dmj
	Dibenzo(a,h)anthracene	ND		330	ug/Kg	10/09/96	dmj
	Dibenzofuran	ND		330	ug/Kg	10/09/96	dmj
	1,2-Dichlorobenzene	ND		330	ug/Kg	10/09/96	dmj
	1,3-Dichlorobenzene	ND		330	ug/Kg	10/09/96	dmj
	1,4-Dichlorobenzene	ND		330	ug/Kg	10/09/96	dmj
	3,3-Dichlorobenzidine	ND		330	ug/Kg	10/09/96	dmj
	Diethyl phthalate	ND		330	ug/Kg	10/09/96	dmj
	Dimethyl phthalate	ND		330	ug/Kg	10/09/96	dmj
	Di-n-butyl phthalate	1500	B	330	ug/Kg	10/09/96	dmj
	Di-n-octyl phthalate	ND		330	ug/Kg	10/09/96	dmj
	2,4-Dinitrotoluene	ND		330	ug/Kg	10/09/96	dmj
	2,6-Dinitrotoluene	ND		330	ug/Kg	10/09/96	dmj
	Fluoranthene	ND		330	ug/Kg	10/09/96	dmj
	Fluorene	ND		330	ug/Kg	10/09/96	dmj
	Hexachlorobenzene	ND		330	ug/Kg	10/09/96	dmj
	Hexachlorobutadiene	ND		330	ug/Kg	10/09/96	dmj
	Hexachlorocyclopentadiene	ND		330	ug/Kg	10/09/96	dmj
	Hexachloroethane	ND		330	ug/Kg	10/09/96	dmj
	Indeno(1,2,3-cd)pyrene	ND		330	ug/Kg	10/09/96	dmj
	Isophorone	ND		330	ug/Kg	10/09/96	dmj
	2-Methylnaphthalene	ND		330	ug/Kg	10/09/96	dmj
	Naphthalene	ND		330	ug/Kg	10/09/96	dmj
	o-Nitroaniline	ND		1650	ug/Kg	10/09/96	dmj
	m-Nitroaniline	ND		1650	ug/Kg	10/09/96	dmj
	p-Nitroaniline	ND		1650	ug/Kg	10/09/96	dmj
	Nitrobenzene	ND		330	ug/Kg	10/09/96	dmj
	n-Nitrosodi-n-propylamine	ND		330	ug/Kg	10/09/96	dmj
	n-Nitrosodiphenylamine	ND		330	ug/Kg	10/09/96	dmj
	Phenanthrene	ND		330	ug/Kg	10/09/96	dmj
	Pyrene	ND		330	ug/Kg	10/09/96	dmj
	1,2,4-Trichlorobenzene	ND		330	ug/Kg	10/09/96	dmj
	Benzoic acid	ND		1650	ug/Kg	10/09/96	dmj
	4-Chloro-3-methylphenol	ND		330	ug/Kg	10/09/96	dmj
	2-Chlorophenol	ND		330	ug/Kg	10/09/96	dmj
	2,4-Dichlorophenol	ND		330	ug/Kg	10/09/96	dmj
	2,4-Dimethylphenol	ND		330	ug/Kg	10/09/96	dmj
	2,4-Dinitrophenol	ND		1650	ug/Kg	10/09/96	dmj
	2-Methyl-4,6-dinitrophenol	ND		1650	ug/Kg	10/09/96	dmj
	2-Methylphenol (o-cresol)	ND		330	ug/Kg	10/09/96	dmj

The analytical results, opinions or interpretations contained in this report are based upon information and material supplied by the client for whose exclusive and confidential use this report has been made. The analytical results, opinions or interpretations expressed represent the best judgment of Core Laboratories. Core Laboratories, however, makes no warranty or representation, express or implied, of any type, and expressly disclaims same as to the productivity, proper operations or profitableness of any oil, gas, coal or other mineral, property, well or sand in connection with which such report is used or relied upon for any reason whatsoever. This report shall not be reproduced, in whole or in part, without the written approval of Core Laboratories.

CORE LABORATORIES

LABORATORY TEST RESULTS

Job Number: 962675 Date: 10/16/96

CUSTOMER: Daniel B. Stephens & Associates PROJECT: 6033.2 ENRON-ROSWELL ATTN: Bob Marley

Customer Sample ID: MW-18@60'
Date Sampled.....: 09/25/96
Time Sampled.....: 10:20
Sample Matrix.....: Soil

Laboratory Sample ID: 962675-13
Date Received.....: 09/26/96
Time Received.....: 09:30

TEST METHOD	PARAMETER/TEST DESCRIPTION	SAMPLE RESULT	FLAGS	REPORTING LIMIT	UNITS	DATE	TECH
	4-Methylphenol (p-cresol)	ND		330	ug/Kg	10/09/96	dmj
	2-Nitrophenol	ND		330	ug/Kg	10/09/96	dmj
	4-Nitrophenol	ND		1650	ug/Kg	10/09/96	dmj
	Pentachlorophenol	ND		1650	ug/Kg	10/09/96	dmj
	Phenol	ND		330	ug/Kg	10/09/96	dmj
	2,4,5-Trichlorophenol	ND		330	ug/Kg	10/09/96	dmj
	2,4,6-Trichlorophenol	ND		330	ug/Kg	10/09/96	dmj
SW-846 8240	Volatile Organics						
	Acetone	ND		100.	ug/Kg	10/01/96	bfr
	Benzene	ND		1.	ug/Kg	10/01/96	bfr
	Bromodichloromethane	ND		5.	ug/Kg	10/01/96	bfr
	Bromoform	ND		5.	ug/Kg	10/01/96	bfr
	Bromomethane	ND		10.	ug/Kg	10/01/96	bfr
	Methyl ethyl ketone (2-Butanone)	ND		100.	ug/Kg	10/01/96	bfr
	Carbon disulfide	ND		5.	ug/Kg	10/01/96	bfr
	Carbon tetrachloride	ND		5.	ug/Kg	10/01/96	bfr
	Chlorobenzene	ND		5.	ug/Kg	10/01/96	bfr
	Chloroethane	ND		10.	ug/Kg	10/01/96	bfr
	2-Chloroethylvinyl ether	ND		10.	ug/Kg	10/01/96	bfr
	Chloroform	ND		5.	ug/Kg	10/01/96	bfr
	Chloromethane	ND		10.	ug/Kg	10/01/96	bfr
	Dibromochloromethane	ND		5.	ug/Kg	10/01/96	bfr
	1,1-Dichloroethane	ND		5.	ug/Kg	10/01/96	bfr
	1,2-Dichloroethane	ND		5.	ug/Kg	10/01/96	bfr
	1,1-Dichloroethene	ND		5.	ug/Kg	10/01/96	bfr
	trans-1,2-Dichloroethene	ND		5.	ug/Kg	10/01/96	bfr
	1,2-Dichloropropane	ND		5.	ug/Kg	10/01/96	bfr
	cis-1,3-Dichloropropene	ND		5.	ug/Kg	10/01/96	bfr
	trans-1,3-Dichloropropene	ND		5.	ug/Kg	10/01/96	bfr
	Ethylbenzene	ND		5.	ug/Kg	10/01/96	bfr
	2-Hexanone	ND		50.	ug/Kg	10/01/96	bfr
	Methylene chloride	ND		5.	ug/Kg	10/01/96	bfr
	4-Methyl-2-pentanone (MIBK)	ND		50.	ug/Kg	10/01/96	bfr
	Styrene	ND		5.	ug/Kg	10/01/96	bfr
	1,1,2,2-Tetrachloroethane	ND		5.	ug/Kg	10/01/96	bfr
	Tetrachloroethene	ND		5.	ug/Kg	10/01/96	bfr
	Toluene	ND		5.	ug/Kg	10/01/96	bfr
	1,1,1-Trichloroethane	ND		5.	ug/Kg	10/01/96	bfr
	1,1,2-Trichloroethane	ND		5.	ug/Kg	10/01/96	bfr
	Trichloroethene	ND		5.	ug/Kg	10/01/96	bfr
	Vinyl acetate	ND		50.	ug/Kg	10/01/96	bfr
	Vinyl chloride	ND		10.	ug/Kg	10/01/96	bfr
	Xylenes (total)	ND		5.	ug/Kg	10/01/96	bfr

The analytical results, opinions or interpretations contained in this report are based upon information and material supplied by the client for whose exclusive and confidential use this report has been made. The analytical results, opinions or interpretations expressed represent the best judgment of Core Laboratories. Core Laboratories, however, makes no warranty or representation, express or implied, of any type, and expressly disclaims same as to the productivity, proper operations or profitableness of any oil, gas, coal or other mineral property, well or sand in connection with which such report is used or relied upon for any reason whatsoever. This report shall not be reproduced, in whole or in part, without the written approval of Core Laboratories.

CORE LABORATORIES

QUALITY CONTROL RESULTS

Job Number: 962675 Date: 10/16/96

CUSTOMER: Daniel B. Stephens & Associates PROJECT: 6033.2 ENRON-ROSWELL ATTN: Bob Marley

Test Method.....: EPA 310.1 Batch.....: 13866 Analyst...: sgm
Method Description.: Alkalinity Reporting Limit...: 5
Parameter.....: Alkalinity, Total as CaCO3 Units.....: mg/L CaCO3

QC	Lab ID	Reagent	QC Result	QC Result	True Value	Orig. Value	Calc. Result	Units	Date/Time
MB			0						09/30/96 1000
LCS		G960725A	108		100		108.0	% REC	09/30/96 1000
MD	962594-4		84			84	0.0	RPD	09/30/96 1000
MD	962618-4		0			0	0	ABS Diff.	09/30/96 1000
MD	962618-21		870			870	0.0	RPD	09/30/96 1000

Test Method.....: EPA 375.2 Batch.....: 13875 Analyst...: dme
Method Description.: Sulfate (Automated MTB, AAII) Reporting Limit...: 10.
Parameter.....: Sulfate (SO4) Units.....: mg/L

QC	Lab ID	Reagent	QC Result	QC Result	True Value	Orig. Value	Calc. Result	Units	Date/Time
ICL		G960209A	50.88395		50.0		101.8	% REC	09/30/96 2110
ICB			1.70512						09/30/96 2112
MD	962581-1		50.21557			49.64235	0.57322	ABS Diff.	09/30/96 2121
MS	962581-1	G960610A	95.06280		50.000000	49.64235	90.8	% REC	09/30/96 2124
CCV		G960415E	76.05933		80		95.1	% REC	09/30/96 2146
CCB			0.46105						09/30/96 2149
LCS		G960209A	47.15471		50.0		94.3	% REC	09/30/96 2217
CCV		G960415E	75.77698		80		94.7	% REC	09/30/96 2223
CCB			0.14943						09/30/96 2226
MD	962667-1		28.26229			28.26229	0.00000	ABS Diff.	09/30/96 2240
MS	962667-1	G960610A	73.14069		50.000000	28.26229	89.8	% REC	09/30/96 2243
CCV		G960415E	76.15345		80		95.2	% REC	09/30/96 2300
CCB			0.25333						09/30/96 2303
CCV		G960415E	77.56497		80		97.0	% REC	09/30/96 2337
CCB			0.25333						09/30/96 2339

Test Method.....: EPA 325.2 Batch.....: 13895 Analyst...: dme
Method Description.: Chloride (Colorimetric, AA II) Reporting Limit...: 0.5
Parameter.....: Chloride Units.....: mg/L

QC	Lab ID	Reagent	QC Result	QC Result	True Value	Orig. Value	Calc. Result	Units	Date/Time
ICL		G960116A	51.57063		50.0		103.1	% REC	10/01/96 0940
LCS		G960116B	9.91483		10.0		99.1	% REC	10/01/96 0942
ICB			0.04014						10/01/96 0945
CCV		G960506F	123.73740		120		103.1	% REC	10/01/96 1015
CCB			0.04014						10/01/96 1017
LCS		G960116A	52.43633		50.0		104.9	% REC	10/01/96 1042
CCV		G960506F	122.19525		120		101.8	% REC	10/01/96 1047
CCB			0.04014						10/01/96 1050
CCV		G960506F	122.27171		120		101.9	% REC	10/01/96 1120
CCB			0.04014						10/01/96 1122
MD	962681-1		7.28518			7.24141	0.6	RPD	10/01/96 1130
MS	962681-1	G960506A	57.88318		50.000000	7.24141	101.3	% REC	10/01/96 1132
MD	962681-2		7.15388			7.06635	1.2	RPD	10/01/96 1137
MS	962681-2	G960506A	60.45022		50.000000	7.06635	106.8	% REC	10/01/96 1140
CCV		G960506F	122.88583		120		102.4	% REC	10/01/96 1147
CCB			0.04014						10/01/96 1150

The analytical results, opinions or interpretations contained in this report are based upon information and material supplied by the client for whose exclusive and confidential use this report has been made. The analytical results, opinions or interpretations expressed represent the best judgment of Core Laboratories. Core Laboratories, however, makes no warranty or representation, express or implied, of any type, and expressly disclaims same as to the productivity, proper operations or profitableness of any oil, gas, coal or other mineral property, well or sand in connection with which such report is used or relied upon for any reason whatsoever. This report shall not be reproduced, in whole or in part, without the written approval of Core Laboratories.

CORE LABORATORIES

QUALITY CONTROL RESULTS

Job Number: 962675 Date: 10/16/96

CUSTOMER: Daniel B. Stephens & Associates PROJECT: 6033.2 ENRON-ROSWELL ATTN: Bob Marley

Test Method.....: SW-846 7470 Batch.....: 13935 Analyst...: lmt
Method Description.: Mercury (CVAA) Reporting Limit...: 0.0002
Parameter.....: Mercury (Hg) Units.....: mg/L

QC	Lab ID	Reagent	QC Result	QC Result	True Value	Orig. Value	Calc. Result	Units	Date/Time
ICV		960624G	0.003757		0.004000		93.9	% REC	10/02/96 1030
ICB		10026	0.000019						10/02/96 1032
MB		1001	0.000019						10/02/96 1034
MB		1001	0.000019						10/02/96 1037
MD	962667-1		0.000019			0.000019	0.00000	ABS Diff.	10/02/96 1041
MS	962667-1	960930N	0.005211		0.005000	0.000019	103.8	% REC	10/02/96 1045
CCV		960930N	0.005003		0.005000		100.1	% REC	10/02/96 1056
CCB		10026	0.000019						10/02/96 1058
MD	962668-1		0.001265			0.001473	15.2	RPD	10/02/96 1101
MS	962639-1	960930N	0.009198		0.005000	0.004629	91.4	% REC	10/02/96 1105
CCV		960930N	0.004795		0.005000		95.9	% REC	10/02/96 1122
CCB		10026	0.000019						10/02/96 1125
MB		1001	0.000019						10/02/96 1131
LCS		960830G	0.001763		0.002000		88.2	% REC	10/02/96 1133
MD	962617-2		0.000019			0.000019	0.00000	ABS Diff.	10/02/96 1138
MS	962617-1	960930N	0.005252		0.005000	0.000019	104.7	% REC	10/02/96 1142
CCV		960930N	0.004837		0.005000		96.7	% REC	10/02/96 1149
CCB		10026	0.000019						10/02/96 1151
MB		1001	0.000019						10/02/96 1157
EB		1311	0.000019						10/02/96 1159
MS	962671-1	960930N	0.004754		0.005000	0.000019	94.7	% REC	10/02/96 1204
MSD	962671-1	960930N	0.004629	0.00475	0.005000	0.000019	92.2	% REC	10/02/96 1206
							2.7	RPD	
ED	962671-7		0.000019			0.000019	0.00000	ABS Diff.	10/02/96 1213
CCV		960930N	0.004712		0.005000		94.2	% REC	10/02/96 1215
CCB		10026	0.000019						10/02/96 1217
MS	962671-4	960930N	0.005003		0.005000	0.000019	99.7	% REC	10/02/96 1223
SB		960930N	0.004629		0.005000		92.6	% REC	10/02/96 1226
CCV		960930N	0.004795		0.005000		95.9	% REC	10/02/96 1228
CCB		10026	0.000019						10/02/96 1230

Test Method.....: EPA 160.1 Batch.....: 13979 Analyst...: sgm
Method Description.: Solids, Total Dissolved (TDS) Reporting Limit...: 10
Parameter.....: Solids, Total Dissolved (TDS) Units.....: mg/L

QC	Lab ID	Reagent	QC Result	QC Result	True Value	Orig. Value	Calc. Result	Units	Date/Time
MB			0						09/30/96 1000
LCS		G960724A	510		500		102.0	% REC	09/30/96 1000
MD	962677-1		3630			3580	1.4	RPD	09/30/96 1000

Test Method.....: SW-846 6010A Batch.....: 14069 Analyst...: smh
Method Description.: Metals Analysis (ICAP) Reporting Limit...: 0.05
Parameter.....: Arsenic (As) Units.....: mg/L

QC	Lab ID	Reagent	QC Result	QC Result	True Value	Orig. Value	Calc. Result	Units	Date/Time
ICV		960716T	2.01841		2.00		100.9	% REC	10/04/96 0909
ICB		960920Z	-0.00265						10/04/96 0950
ISB		960929R	1.03157		1.000		103.2	% REC	10/04/96 0959
MB		1003	-0.00424						10/04/96 1011

The analytical results, opinions or interpretations contained in this report are based upon information and material supplied by the client for whose exclusive and confidential use this report has been made. The analytical results, opinions or interpretations expressed represent the best judgment of Core Laboratories. Core Laboratories, however, makes no warranty or representation, express or implied, of any type, and expressly disclaims same as to the productivity, proper operations or profitableness of any oil, gas, coal or other mineral, property, well or sand in connection with which such report is used or relied upon for any reason whatsoever. This report shall not be reproduced, in whole or in part, without the written approval of Core Laboratories.

CORE LABORATORIES

QUALITY CONTROL RESULTS

Job Number: 962675 Date: 10/16/96

CUSTOMER: Daniel B. Stephens & Associates PROJECT: 6033.2 ENRON-ROSWELL ATTN: Bob Marley

Test Method.....: SW-846 6010A
Method Description.: Metals Analysis (ICAP)
Parameter.....: Arsenic (As)

Batch.....: 14069
Reporting Limit...: 0.05
Units.....: mg/L

Analyst...: smh

QC	Lab ID	Reagent	QC Result	QC Result	True Value	Orig. Value	Calc. Result	Units	Date/Time
LCS		960923H	1.06008		1.00		106.0	% REC	10/04/96 1012
CRI		960929S	0.00051		0.002500		20.4	% REC	10/04/96 1030
CCV		960809Z	2.52653		2.5		101.1	% REC	10/04/96 1133
CCB		960920Z	0.00478						10/04/96 1259
MS	962729-1	960917G	1.00692		1.000	0.00663	100.0	% REC	10/04/96 1309
MSD	962729-1	960917G	1.03254	1.00692	1.000	0.00663	102.6	% REC	10/04/96 1311
							2.5	RPD	
MD	962729-2		0.00475			0.00248	0.00227	ABS Diff.	10/04/96 1333
CCV		960809Z	2.46377		2.5		98.6	% REC	10/04/96 1339
CCB		960920Z	0.00401						10/04/96 1344
SD	962729-2		0.00284			-0.00184		% Diff.	10/04/96 1403
MS	962642-5	960917G	1.02002		1.000	0.00340	101.7	% REC	10/04/96 1415
MSD	962642-5	960917G	0.99250	1.02002	1.000	0.00340	98.9	% REC	10/04/96 1418
							2.7	RPD	
MD	962642-4		0.00349			0.00034	0.00315	ABS Diff.	10/04/96 1424
CCV		960809Z	2.39129		2.5		95.7	% REC	10/04/96 1432
CCB		960920Z	0.00487						10/04/96 1442
SD	962642-7		0.00066			0.00128		% Diff.	10/04/96 1455
MS	962673-7	960917G	1.02676		1.000	0.00135	102.5	% REC	10/04/96 1508
MSD	962673-7	960917G	1.03787	1.02676	1.000	0.00135	103.7	% REC	10/04/96 1510
							1.1	RPD	
MS	962684-1	960917G	1.06219		1.000	0.01044	105.2	% REC	10/04/96 1516
MSD	962684-1	960917G	1.02505	1.06219	1.000	0.01044	101.5	% REC	10/04/96 1518
							3.6	RPD	
CCV		960809Z	2.48579		2.5		99.4	% REC	10/04/96 1523
CCB		960920Z	-0.00004						10/04/96 1533
PDS	962684-1	960917G	0.96072		1.000	0.01044	95.0	% REC	10/04/96 1653
PSD	962684-1	960917G	0.95705	0.96072	1.000	0.01044	94.7	% REC	10/04/96 1657
							0.4	RPD	
CCV		960809Z	2.57599		2.5		103.0	% REC	10/04/96 1754
CCB		960920Z	-0.00187						10/04/96 1805
CCV		960809Z	2.46645		2.5		98.7	% REC	10/04/96 2102
CCB		960920Z	0.00427						10/04/96 2112
MB		1004	0.00309						10/04/96 2208
LCS		961003H	0.94525		1.00		94.5	% REC	10/04/96 2216
CCV		960809Z	2.47089		2.5		98.8	% REC	10/04/96 2221
CCB		960920Z	0.00018						10/04/96 2243
MD	962756-1		0.00532			0.00524	0.00008	ABS Diff.	10/04/96 2259
CCV		960809Z	2.58744		2.5		103.5	% REC	10/04/96 2327
CCB		960920Z	0.00032						10/04/96 2353
MD	962701-7		0.00741			0.00065	0.00676	ABS Diff.	10/05/96 0008
CCV		960809Z	2.55100		2.5		102.0	% REC	10/05/96 0031
CCB		960920Z	0.00139						10/05/96 0039
CCV		960809Z	2.54680		2.5		101.9	% REC	10/05/96 0114
CCB		960920Z	-0.00203						10/05/96 0125
MS	962752-2	960917G	0.97659		1.000	0.00815	96.8	% REC	10/05/96 0138
MSD	962752-2	960917G	1.00024	0.97659	1.000	0.00815	99.2	% REC	10/05/96 0142
							2.4	RPD	
SD	962752-2		-0.00480			0.00815		% Diff.	10/05/96 0144
ISB		960929R	0.96616		1.000		96.6	% REC	10/05/96 0150
CRI		960929S	0.00659		0.002500		263.6	% REC	10/05/96 0156
CCV		960809Z	2.52599		2.5		101.0	% REC	10/05/96 0207
CCB		960920Z	-0.00333						10/05/96 0216

The analytical results, opinions or interpretations contained in this report are based upon information and material supplied by the client for whose exclusive and confidential use this report has been made. The analytical results, opinions or interpretations expressed represent the best judgment of Core Laboratories. Core Laboratories, however, makes no warranty or representation, express or implied, of any type, and expressly disclaims same as to the productivity, proper operations or profitableness of any oil, gas, coal, or other mineral, property, well or sand in connection with which such report is used or relied upon for any reason whatsoever. This report shall not be reproduced, in whole or in part, without the written approval of Core Laboratories.

CORE LABORATORIES

QUALITY CONTROL RESULTS

Job Number: 962675 Date: 10/16/96

CUSTOMER: Daniel B. Stephens & Associates PROJECT: 6033.2 ENRON-ROSWELL ATTN: Bob Marley

Test Method.....: SW-846 6010A Batch.....: 14069 Analyst...: smh
Method Description.: Metals Analysis (ICAP) Reporting Limit...: 0.01
Parameter.....: Barium (Ba) Units.....: mg/L

QC	Lab ID	Reagent	QC Result	QC Result	True Value	Orig. Value	Calc. Result	Units	Date/Time
ICV		960501Q	0.99413		1.00		99.4	% REC	10/04/96 0917
ICB		960920Z	-0.00021						10/04/96 0950
ISB		960929R	0.54058		0.5000		108.1	% REC	10/04/96 0959
MB		1003	-0.00054						10/04/96 1011
LCS		960923H	1.07486		1.00		107.5	% REC	10/04/96 1012
CRI		960929S	0.00528		0.005000		105.6	% REC	10/04/96 1030
CCV		960809Z	4.98685		5.0		99.7	% REC	10/04/96 1133
CCB		960920Z	-0.00000						10/04/96 1259
MS	962729-1	960917G	1.30945		1.000	0.18481	112.5	% REC	10/04/96 1309
MSD	962729-1	960917G	1.38257	1.30945	1.000	0.18481	119.8	% REC	10/04/96 1311
							5.4	RPD	
MD	962729-2		0.06335			0.06382	0.7	RPD	10/04/96 1333
CCV		960809Z	5.02230		5.0		100.4	% REC	10/04/96 1339
CCB		960920Z	0.00078						10/04/96 1344
SD	962729-2		0.00279			0.01282		% Diff.	10/04/96 1403
MS	962642-5	960917G	1.23080		1.000	0.06663	116.4	% REC	10/04/96 1415
MSD	962642-5	960917G	1.21921	1.23080	1.000	0.06663	115.3	% REC	10/04/96 1418
							0.9	RPD	
MD	962642-4		0.21405			0.21987	2.7	RPD	10/04/96 1424
CCV		960809Z	4.83510		5.0		96.7	% REC	10/04/96 1432
CCB		960920Z	0.00056						10/04/96 1442
SD	962642-7		0.01790			0.09031	0.9	% Diff.	10/04/96 1455
MS	962673-7	960917G	1.37794		1.000	0.18033	119.8	% REC	10/04/96 1508
MSD	962673-7	960917G	1.35802	1.37794	1.000	0.18033	117.8	% REC	10/04/96 1510
							1.5	RPD	
MS	962684-1	960917G	1.56674		1.000	0.35529	121.1	% REC	10/04/96 1516
MSD	962684-1	960917G	1.52210	1.56674	1.000	0.35529	116.7	% REC	10/04/96 1518
							2.9	RPD	
CCV		960809Z	4.93183		5.0		98.6	% REC	10/04/96 1523
CCB		960920Z	0.00044						10/04/96 1533
PDS	962684-1	960917G	1.39797		1.000	0.35529	104.3	% REC	10/04/96 1653
PSD	962684-1	960917G	1.39405	1.39797	1.000	0.35529	103.9	% REC	10/04/96 1657
							0.3	RPD	
CCV		960809Z	5.03260		5.0		100.7	% REC	10/04/96 1754
CCB		960920Z	0.00022						10/04/96 1805
CCV		960809Z	4.92805		5.0		98.6	% REC	10/04/96 2102
CCB		960920Z	0.00081						10/04/96 2112
MB		1004	-0.00023						10/04/96 2208
LCS		961003H	0.98603		1.00		98.6	% REC	10/04/96 2216
CCV		960809Z	5.07138		5.0		101.4	% REC	10/04/96 2221
CCB		960920Z	-0.00010						10/04/96 2243
MD	962756-1		-0.00177			-0.00053	0.00124	ABS Diff.	10/04/96 2259
CCV		960809Z	5.12484		5.0		102.5	% REC	10/04/96 2327
CCB		960920Z	0.00023						10/04/96 2353
MD	962701-7		0.01196			0.01433	0.00237	ABS Diff.	10/05/96 0008
CCV		960809Z	4.88299		5.0		97.7	% REC	10/05/96 0031
CCB		960920Z	0.00081						10/05/96 0039
CCV		960809Z	4.88957		5.0		97.8	% REC	10/05/96 0114
CCB		960920Z	0.00012						10/05/96 0125
MS	962752-2	960917G	1.21084		1.000	0.22738	98.3	% REC	10/05/96 0138
MSD	962752-2	960917G	1.24190	1.21084	1.000	0.22738	101.5	% REC	10/05/96 0142
							2.5	RPD	
SD	962752-2		0.04437			0.22738	2.4	% Diff.	10/05/96 0144

The analytical results, opinions or interpretations contained in this report are based upon information and material supplied by the client for whose exclusive and confidential use this report has been made. The analytical results, opinions or interpretations expressed represent the best judgment of Core Laboratories. Core Laboratories, however, makes no warranty or representation, express or implied, of any type, and expressly disclaims same as to the productivity, proper operations or profitableness of any oil, gas, coal or other mineral property, well or sand in connection with which such report is used or relied upon for any reason whatsoever. This report shall not be reproduced, in whole or in part, without the written approval of Core Laboratories.

CORE LABORATORIES

QUALITY CONTROL RESULTS

Job Number: 962675 Date: 10/16/96

CUSTOMER: Daniel B. Stephens & Associates PROJECT: 6033.2 ENRON-ROSWELL ATTN: Bob Marley

Test Method.....: SW-846 6010A
Method Description.: Metals Analysis (ICAP)
Parameter.....: Barium (Ba)
Batch.....: 14069
Reporting Limit...: 0.01
Units.....: mg/L
Analyst...: smh

QC	Lab ID	Reagent	QC Result	QC Result	True Value	Orig. Value	Calc. Result	Units	Date/Time
ISB		960929R	0.48501		0.5000		97.0	% REC	10/05/96 0150
CRI		960929S	0.00389		0.005000		77.8	% REC	10/05/96 0156
CCV		960809Z	4.90790		5.0		98.2	% REC	10/05/96 0207
CCB		960920Z	0.00023						10/05/96 0216

Test Method.....: SW-846 6010A
Method Description.: Metals Analysis (ICAP)
Parameter.....: Cadmium (Cd)
Batch.....: 14069
Reporting Limit...: 0.005
Units.....: mg/L
Analyst...: smh

QC	Lab ID	Reagent	QC Result	QC Result	True Value	Orig. Value	Calc. Result	Units	Date/Time
ICV		960716T	1.95586		2.00		97.8	% REC	10/04/96 0909
ICB		960920Z	-0.00040						10/04/96 0950
ISB		960929R	1.05660		1.000		105.7	% REC	10/04/96 0959
MB		1003	0.00033						10/04/96 1011
LCS		960923H	1.08132		1.00		108.1	% REC	10/04/96 1012
CRI		960929S	0.00033		0.000500		66.0	% REC	10/04/96 1030
CCV		960809Z	1.00370		1.0		100.4	% REC	10/04/96 1133
CCB		960920Z	-0.00014						10/04/96 1259
MS	962729-1	960917G	2.87813		1.000	1.81346	106.5	% REC	10/04/96 1309
MSD	962729-1	960917G	2.97679	2.87813	1.000	1.81346	116.3	% REC	10/04/96 1311
							3.4	RPD	
MD	962729-2		0.24821			0.23266	6.5	RPD	10/04/96 1333
CCV		960809Z	0.98222		1.0		98.2	% REC	10/04/96 1339
CCB		960920Z	0.00021						10/04/96 1344
SD	962729-2		0.00814			0.04286	5.0	% Diff.	10/04/96 1403
MS	962642-5	960917G	1.06269		1.000	0.00008	106.3	% REC	10/04/96 1415
MSD	962642-5	960917G	1.03691	1.06269	1.000	0.00008	103.7	% REC	10/04/96 1418
							2.5	RPD	
MD	962642-4		0.00024			0.00060	0.00036	ABS Diff.	10/04/96 1424
CCV		960809Z	1.01005		1.0		101.0	% REC	10/04/96 1432
CCB		960920Z	-0.00018						10/04/96 1442
SD	962642-7		0.00005			-0.00019		% Diff.	10/04/96 1455
MS	962673-7	960917G	1.15726		1.000	0.00389	115.3	% REC	10/04/96 1508
MSD	962673-7	960917G	1.15017	1.15726	1.000	0.00389	114.6	% REC	10/04/96 1510
							0.6	RPD	
MS	962684-1	960917G	1.17172		1.000	0.00083	117.1	% REC	10/04/96 1516
MSD	962684-1	960917G	1.13982	1.17172	1.000	0.00083	113.9	% REC	10/04/96 1518
							2.8	RPD	
CCV		960809Z	1.00726		1.0		100.7	% REC	10/04/96 1523
CCB		960920Z	0.00025						10/04/96 1533
PDS	962684-1	960917G	0.99387		1.000	0.00083	99.3	% REC	10/04/96 1653
PSD	962684-1	960917G	0.99168	0.99387	1.000	0.00083	99.1	% REC	10/04/96 1657
							0.2	RPD	
CCV		960809Z	1.04390		1.0		104.4	% REC	10/04/96 1754
CCB		960920Z	-0.00006						10/04/96 1805
CCV		960809Z	0.95917		1.0		95.9	% REC	10/04/96 2102
CCB		960920Z	-0.00004						10/04/96 2112
MB		1004	-0.00039						10/04/96 2208
LCS		961003H	0.91737		1.00		91.7	% REC	10/04/96 2216
CCV		960809Z	0.98162		1.0		98.2	% REC	10/04/96 2221
CCB		960920Z	-0.00070						10/04/96 2243

The analytical results, opinions or interpretations contained in this report are based upon information and material supplied by the client for whose exclusive and confidential use this report has been made. The analytical results, opinions or interpretations expressed represent the best judgment of Core Laboratories. Core Laboratories, however, makes no warranty or representation, express or implied, of any type, and expressly disclaims same as to the productivity, proper operations or profitableness of any oil, gas, coal or other mineral, property, well or sand in connection with which such report is used or relied upon for any reason whatsoever. This report shall not be reproduced, in whole or in part, without the written approval of Core Laboratories.

CORE LABORATORIES

QUALITY CONTROL RESULTS

Job Number: 962675 Date: 10/16/96

CUSTOMER: Daniel B. Stephens & Associates PROJECT: 6033.2 ENRON-ROSWELL ATTN: Bob Marley

Test Method.....: SW-846 6010A Batch.....: 14069 Analyst...: smh
Method Description.: Metals Analysis (ICAP) Reporting Limit...: 0.005
Parameter.....: Cadmium (Cd) Units.....: mg/L

QC	Lab ID	Reagent	QC Result	QC Result	True Value	Orig. Value	Calc. Result	Units	Date/Time
MD	962756-1		1.16794			1.10398	5.6	RPD	10/04/96 2259
CCV		960809Z	0.98352		1.0		98.4	% REC	10/04/96 2327
CCB		960920Z	-0.00077						10/04/96 2353
MD	962701-7		-0.00058			-0.00068	0.00010	ABS Diff.	10/05/96 0008
CCV		960809Z	1.02137		1.0		102.1	% REC	10/05/96 0031
CCB		960920Z	0.00036						10/05/96 0039
CCV		960809Z	0.96435		1.0		96.4	% REC	10/05/96 0114
CCB		960920Z	0.00072						10/05/96 0125
MS	962752-2	960917G	0.88835		1.000	-0.00064	88.9	% REC	10/05/96 0138
MSD	962752-2	960917G	0.90821	0.88835	1.000	-0.00064	90.9	% REC	10/05/96 0142
							2.2	RPD	
SD	962752-2		-0.00059			-0.00064		% Diff.	10/05/96 0144
ISB		960929R	0.89378		1.000		89.4	% REC	10/05/96 0150
CRI		960929S	-0.00071		0.000500		-142.0	% REC	10/05/96 0156
CCV		960809Z	0.98032		1.0		98.0	% REC	10/05/96 0207
CCB		960920Z	0.00094						10/05/96 0216

Test Method.....: SW-846 6010A Batch.....: 14069 Analyst...: smh
Method Description.: Metals Analysis (ICAP) Reporting Limit...: 1
Parameter.....: Calcium (Ca) Units.....: mg/L

QC	Lab ID	Reagent	QC Result	QC Result	True Value	Orig. Value	Calc. Result	Units	Date/Time
ICV		960412S	96.26330		100.000000		96.3	% REC	10/04/96 0928
ICB		960920Z	0.01182						10/04/96 0950
ISA		960929U	493.12615		500		98.6	% REC	10/04/96 0955
ISB		960929R	471.34677		500		94.3	% REC	10/04/96 0959
MB		1003	0.04455						10/04/96 1011
CCV		960821M	97.78273		100.00		97.8	% REC	10/04/96 1121
CCB		960920Z	0.00322						10/04/96 1259
MD	962729-2		13.65847			13.57345	0.6	RPD	10/04/96 1333
CCV		960821M	95.97334		100.00		96.0	% REC	10/04/96 1336
CCB		960920Z	0.01312						10/04/96 1344
SD	962729-2		0.49383			2.47546	0.3	% Diff.	10/04/96 1403
MD	962642-4		132.62580			136.79522	3.1	RPD	10/04/96 1424
CCV		960821M	97.44715		100.00		97.4	% REC	10/04/96 1427
CCB		960920Z	0.01031						10/04/96 1442
SD	962642-7		15.23153			75.48191	-0.9	% Diff.	10/04/96 1455
MS	962684-1	960917G	196.33099		50.000	133.89624	124.9	% REC	10/04/96 1516
MSD	962684-1	960917G	191.55744	196.33099	50.000	133.89624	115.3	% REC	10/04/96 1518
							2.5	RPD	
CCV		960821M	100.97853		100.00		101.0	% REC	10/04/96 1520
CCB		960920Z	0.01722						10/04/96 1533
PDS	962684-1	960917G	172.96569		50.000	133.89624	78.1	% REC	10/04/96 1653
PSD	962684-1	960917G	172.48112	172.96569	50.000	133.89624	77.2	% REC	10/04/96 1657
							0.3	RPD	
CCV		960821M	104.75579		100.00		104.8	% REC	10/04/96 1750
CCB		960920Z	0.00013						10/04/96 1805
CCV		960821M	99.58458		100.00		99.6	% REC	10/04/96 2036
CCB		960920Z	-0.00005						10/04/96 2112
MB		1004	0.00588						10/04/96 2208
CCV		960821M	98.59883		100.00		98.6	% REC	10/04/96 2219

The analytical results, opinions or interpretations contained in this report are based upon information and material supplied by the client for whose exclusive and confidential use this report has been made. The analytical results, opinions or interpretations expressed represent the best judgment of Core Laboratories. Core Laboratories, however, makes no warranty or representation, express or implied, of any type, and expressly disclaims same as to the productivity, proper operations or profitableness of any oil, gas, coal or other mineral property, well or sand in connection with which such report is used or relied upon for any reason whatsoever. This report shall not be reproduced, in whole or in part, without the written approval of Core Laboratories.

CORE LABORATORIES

QUALITY CONTROL RESULTS

Job Number: 962675 Date: 10/16/96

CUSTOMER: Daniel B. Stephens & Associates PROJECT: 6033.2 ENRON-ROSWELL ATTN: Bob Marley

Test Method.....: SW-846 6010A
Method Description.: Metals Analysis (ICAP)
Parameter.....: Calcium (Ca)
Batch.....: 14069
Reporting Limit...: 1
Units.....: mg/L
Analyst...: smh

QC	Lab ID	Reagent	QC Result	QC Result	True Value	Orig. Value	Calc. Result	Units	Date/Time
CCB		960920Z	-0.00733						10/04/96 2243
LCS		960912Y	188.61364		200.0		94.3	% REC	10/04/96 2249
LCS		960912Y	104.02816		100.000000		104.0	% REC	10/04/96 2252
MD	962756-1		4.53525			4.28121	0.25404	ABS Diff.	10/04/96 2259
CCV		960821M	101.77854		100.00		101.8	% REC	10/04/96 2321
CCB		960920Z	-0.00736						10/04/96 2353
MD	962701-7		897.62402			927.70568	3.3	RPD	10/05/96 0008
MD	962701-7		92.09649			98.08457	6.3	RPD	10/05/96 0013
CCV		960821M	104.38234		100.00		104.4	% REC	10/05/96 0024
CCB		960920Z	0.00355						10/05/96 0039
CCV		960821M	99.44397		100.00		99.4	% REC	10/05/96 0106
CCB		960920Z	-0.00009						10/05/96 0125
MS	962752-2	960917G	217.78912		50.000	167.37557	100.8	% REC	10/05/96 0138
MSD	962752-2	960917G	222.40859	217.78912	50.000	167.37557	110.1	% REC	10/05/96 0142
							2.1	RPD	
SD	962752-2		33.93274			167.37557	-1.4	% Diff.	10/05/96 0144
ISA		960929U	496.03283		500		99.2	% REC	10/05/96 0146
ISB		960929R	470.94281		500		94.2	% REC	10/05/96 0150
CCV		960821M	100.82007		100.00		100.8	% REC	10/05/96 0159
CCB		960920Z	-0.02098						10/05/96 0216

Test Method.....: SW-846 6010A
Method Description.: Metals Analysis (ICAP)
Parameter.....: Chromium (Cr)
Batch.....: 14069
Reporting Limit...: 0.01
Units.....: mg/L
Analyst...: smh

QC	Lab ID	Reagent	QC Result	QC Result	True Value	Orig. Value	Calc. Result	Units	Date/Time
ICV		960716T	1.94610		2.00		97.3	% REC	10/04/96 0909
ICB		960920Z	0.00025						10/04/96 0950
ISB		960929R	0.56291		0.5000		112.6	% REC	10/04/96 0959
MB		1003	-0.00025						10/04/96 1011
LCS		960923H	1.05575		1.00		105.6	% REC	10/04/96 1012
CRI		960929S	0.00257		0.002500		102.8	% REC	10/04/96 1030
CCV		960809Z	2.53498		2.5		101.4	% REC	10/04/96 1133
CCB		960920Z	-0.00029						10/04/96 1259
MS	962729-1	960917G	1.05496		1.000	0.00108	105.4	% REC	10/04/96 1309
MSD	962729-1	960917G	1.09980	1.05496	1.000	0.00108	109.9	% REC	10/04/96 1311
							4.2	RPD	
MD	962729-2		0.00980			0.01269	0.00289	ABS Diff.	10/04/96 1333
CCV		960809Z	2.50540		2.5		100.2	% REC	10/04/96 1339
CCB		960920Z	0.00058						10/04/96 1344
SD	962729-2		0.00009			0.00344		% Diff.	10/04/96 1403
MS	962642-5	960917G	1.09467		1.000	0.00000	109.5	% REC	10/04/96 1415
MSD	962642-5	960917G	1.07053	1.09467	1.000	0.00000	107.1	% REC	10/04/96 1418
							2.2	RPD	
MD	962642-4		0.00159			0.00274	0.00115	ABS Diff.	10/04/96 1424
CCV		960809Z	2.42712		2.5		97.1	% REC	10/04/96 1432
CCB		960920Z	0.00029						10/04/96 1442
SD	962642-7		0.00118			0.00119		% Diff.	10/04/96 1455
MS	962673-7	960917G	1.11896		1.000	0.00483	111.4	% REC	10/04/96 1508
MSD	962673-7	960917G	1.10482	1.11896	1.000	0.00483	110.0	% REC	10/04/96 1510
							1.3	RPD	

The analytical results, opinions or interpretations contained in this report are based upon information and material supplied by the client for whose exclusive and confidential use this report has been made. The analytical results, opinions or interpretations expressed represent the best judgment of Core Laboratories. Core Laboratories, however, makes no warranty or representation, express or implied, of any type, and expressly disclaims same as to the productivity, proper operations or profitableness of any oil, gas, coal or other mineral, property, well or sand in connection with which such report is used or relied upon for any reason whatsoever. This report shall not be reproduced, in whole or in part, without the written approval of Core Laboratories.

CORE LABORATORIES

QUALITY CONTROL RESULTS

Job Number: 962675 Date: 10/16/96

CUSTOMER: Daniel B. Stephens & Associates PROJECT: 6033.2 ENRON-ROSWELL ATTN: Bob Marley

Test Method.....: SW-846 6010A
Method Description.: Metals Analysis (ICAP)
Parameter.....: Chromium (Cr)
Batch.....: 14069
Reporting Limit...: 0.01
Units.....: mg/L
Analyst...: smh

QC	Lab ID	Reagent	QC Result	QC Result	True Value	Orig. Value	Calc. Result	Units	Date/Time
MS	962684-1	960917G	1.12776		1.000	0.00188	112.6	% REC	10/04/96 1516
MSD	962684-1	960917G	1.09539	1.12776	1.000	0.00188	109.4	% REC	10/04/96 1518
							2.9	RPD	
CCV		960809Z	2.50923		2.5		100.4	% REC	10/04/96 1523
CCB		960920Z	-0.00058						10/04/96 1533
PDS	962684-1	960917G	1.00709		1.000	0.00188	100.5	% REC	10/04/96 1653
PSD	962684-1	960917G	1.00297	1.00709	1.000	0.00188	100.1	% REC	10/04/96 1657
							0.4	RPD	
CCV		960809Z	2.60509		2.5		104.2	% REC	10/04/96 1754
CCB		960920Z	0.00029						10/04/96 1805
CCV		960809Z	2.42583		2.5		97.0	% REC	10/04/96 2102
CCB		960920Z	0.00106						10/04/96 2112
MB		1004	0.00195						10/04/96 2208
LCS		961003H	0.93467		1.00		93.5	% REC	10/04/96 2216
CCV		960809Z	2.40566		2.5		96.2	% REC	10/04/96 2221
CCB		960920Z	0.00017						10/04/96 2243
MD	962756-1		0.01918			0.02044	0.00126	ABS Diff.	10/04/96 2259
CCV		960809Z	2.49123		2.5		99.6	% REC	10/04/96 2327
CCB		960920Z	-0.00167						10/04/96 2353
MD	962701-7		0.00722			0.00990	0.00268	ABS Diff.	10/05/96 0008
CCV		960809Z	2.53162		2.5		101.3	% REC	10/05/96 0031
CCB		960920Z	-0.00184						10/05/96 0039
MD	962745-5		0.05464			0.05581	2.1	RPD	10/05/96 0058
CCV		960809Z	2.38573		2.5		95.4	% REC	10/05/96 0114
CCB		960920Z	-0.00117						10/05/96 0125
MS	962752-2	960917G	0.90030		1.000	0.01001	89.0	% REC	10/05/96 0138
MSD	962752-2	960917G	0.91740	0.90030	1.000	0.01001	90.7	% REC	10/05/96 0142
							1.9	RPD	
SD	962752-2		0.00170			0.01001		% Diff.	10/05/96 0144
ISB		960929R	0.47736		0.5000		95.5	% REC	10/05/96 0150
CRI		960929S	0.00050		0.002500		20.0	% REC	10/05/96 0156
CCV		960809Z	2.46943		2.5		98.8	% REC	10/05/96 0207
CCB		960920Z	-0.00080						10/05/96 0216

Test Method.....: SW-846 6010A
Method Description.: Metals Analysis (ICAP)
Parameter.....: Magnesium (Mg)
Batch.....: 14069
Reporting Limit...: 0.5
Units.....: mg/L
Analyst...: smh

QC	Lab ID	Reagent	QC Result	QC Result	True Value	Orig. Value	Calc. Result	Units	Date/Time
ICV		960412S	95.22320		100.000000		95.2	% REC	10/04/96 0928
ICB		960920Z	0.03652						10/04/96 0950
ISA		960929U	562.78613		500		112.6	% REC	10/04/96 0955
ISB		960929R	533.98535		500		106.8	% REC	10/04/96 0959
MB		1003	0.04058						10/04/96 1011
CCV		960821M	101.66471		100.00		101.7	% REC	10/04/96 1121
CCB		960920Z	-0.00235						10/04/96 1259
MD	962729-2		2.28601			2.29308	0.00707	ABS Diff.	10/04/96 1333
CCV		960821M	99.62763		100.00		99.6	% REC	10/04/96 1336
CCB		960920Z	0.00000						10/04/96 1344
SD	962729-2		0.05184			0.38414		% Diff.	10/04/96 1403
MD	962642-4		28.91921			29.84304	3.1	RPD	10/04/96 1424

The analytical results, opinions or interpretations contained in this report are based upon information and material supplied by the client for whose exclusive and confidential use this report has been made. The analytical results, opinions or interpretations expressed represent the best judgment of Core Laboratories. Core Laboratories, however, makes no warranty or representation, express or implied, of any type, and expressly disclaims same as to the productivity, proper operations or profitableness of any oil, gas, coal or other mineral property, well or sand in connection with which such report is used or relied upon for any reason whatsoever. This report shall not be reproduced, in whole or in part, without the written approval of Core Laboratories.

CORE LABORATORIES

QUALITY CONTROL RESULTS

Job Number: 962675 Date: 10/16/96

CUSTOMER: Daniel B. Stephens & Associates PROJECT: 6033.2 ENRON-ROSWELL ATTN: Bob Marley

Test Method.....: SW-846 6010A Batch.....: 14069 Analyst...: smh
Method Description.: Metals Analysis (ICAP) Reporting Limit...: 0.5
Parameter.....: Magnesium (Mg) Units.....: mg/L

QC	Lab ID	Reagent	QC Result	QC Result	True Value	Orig. Value	Calc. Result	Units	Date/Time
CCV		960821M	97.30863		100.00		97.3	% REC	10/04/96 1427
CCB		960920Z	0.02592						10/04/96 1442
SD	962642-7		3.34181			17.03195	1.9	% Diff.	10/04/96 1455
MS	962684-1	960917G	83.89423		50.000	26.15478	115.5	% REC	10/04/96 1516
MSD	962684-1	960917G	81.74020	83.89423	50.000	26.15478	111.2	% REC	10/04/96 1518
							2.6	RPD	
CCV		960821M	100.53262		100.00		100.5	% REC	10/04/96 1520
CCB		960920Z	0.02592						10/04/96 1533
PDS	962684-1	960917G	74.00311		50.000	26.15478	95.7	% REC	10/04/96 1653
PSD	962684-1	960917G	73.72502	74.00311	50.000	26.15478	95.1	% REC	10/04/96 1657
							0.4	RPD	
CCV		960821M	103.30410		100.00		103.3	% REC	10/04/96 1750
CCB		960920Z	-0.00235						10/04/96 1805
CCV		960821M	99.74072		100.00		99.7	% REC	10/04/96 2036
CCB		960920Z	-0.00000						10/04/96 2112
MB		1004	-0.03501						10/04/96 2208
CCV		960821M	97.54393		100.00		97.5	% REC	10/04/96 2219
CCB		960920Z	-0.03361						10/04/96 2243
LCS		960912Y	189.27467		200.0		94.6	% REC	10/04/96 2249
LCS		960912Y	104.39201		100.000000		104.4	% REC	10/04/96 2252
MD	962756-1		0.22546			0.12323	0.10223	ABS Diff.	10/04/96 2259
CCV		960821M	103.07589		100.00		103.1	% REC	10/04/96 2321
CCB		960920Z	-0.01315						10/04/96 2353
MD	962701-7		219.19665			226.02386	3.1	RPD	10/05/96 0008
CCV		960821M	103.41265		100.00		103.4	% REC	10/05/96 0024
CCB		960920Z	0.01135						10/05/96 0039
CCV		960821M	98.28845		100.00		98.3	% REC	10/05/96 0106
CCB		960920Z	0.01515						10/05/96 0125
MS	962752-2	960917G	58.78215		50.000	10.93821	95.7	% REC	10/05/96 0138
MSD	962752-2	960917G	60.10205	58.78215	50.000	10.93821	98.3	% REC	10/05/96 0142
							2.2	RPD	
SD	962752-2		2.25963			10.93821	-3.3	% Diff.	10/05/96 0144
ISA		960929U	507.83233		500		101.6	% REC	10/05/96 0146
ISB		960929R	482.59741		500		96.5	% REC	10/05/96 0150
CCV		960821M	104.66958		100.00		104.7	% REC	10/05/96 0159
CCB		960920Z	0.00505						10/05/96 0216

Test Method.....: SW-846 6010A Batch.....: 14069 Analyst...: smh
Method Description.: Metals Analysis (ICAP) Reporting Limit...: 0.01
Parameter.....: Manganese (Mn) Units.....: mg/L

QC	Lab ID	Reagent	QC Result	QC Result	True Value	Orig. Value	Calc. Result	Units	Date/Time
ICV		960716T	1.98354		2.00		99.2	% REC	10/04/96 0909
ICB		960920Z	0.00018						10/04/96 0950
ISB		960929R	0.53919		0.5000		107.8	% REC	10/04/96 0959
MB		1003	0.00055						10/04/96 1011
LCS		960923H	1.07404		1.00		107.4	% REC	10/04/96 1012
CRI		960929S	0.00576		0.005000		115.2	% REC	10/04/96 1030
CCV		960809Z	5.11907		5.0		102.4	% REC	10/04/96 1133
CCB		960920Z	0.00000						10/04/96 1259
MD	962729-2		1.25628			1.21611	3.2	RPD	10/04/96 1333

The analytical results, opinions or interpretations contained in this report are based upon information and material supplied by the client for whose exclusive and confidential use this report has been made. The analytical results, opinions or interpretations expressed represent the best judgment of Core Laboratories. Core Laboratories, however, makes no warranty or representation, express or implied, of any type, and expressly disclaims same as to the productivity, proper operations or profitableness of any oil, gas, coal or other mineral, property, well or sand in connection with which such report is used or relied upon for any reason whatsoever. This report shall not be reproduced, in whole or in part, without the written approval of Core Laboratories.

CORE LABORATORIES

QUALITY CONTROL RESULTS

Job Number: 962675 Date: 10/16/96

CUSTOMER: Daniel B. Stephens & Associates PROJECT: 6033.2 ENRON-ROSWELL ATTN: Bob Marley

Test Method.....: SW-846 6010A Batch.....: 14069 Analyst...: smh
Method Description.: Metals Analysis (ICAP) Reporting Limit...: 0.01
Parameter.....: Manganese (Mn) Units.....: mg/L

QC	Lab ID	Reagent	QC Result	QC Result	True Value	Orig. Value	Calc. Result	Units	Date/Time
CCV		960809Z	5.06433		5.0		101.3	% REC	10/04/96 1339
CCB		960920Z	0.00042						10/04/96 1344
SD	962729-2		0.04383			0.22506	2.6	% Diff.	10/04/96 1403
MD	962642-4		3.88949			4.00981	3.0	RPD	10/04/96 1424
CCV		960809Z	4.91338		5.0		98.3	% REC	10/04/96 1432
CCB		960920Z	-0.00000						10/04/96 1442
SD	962642-7		0.07214			0.36177	0.3	% Diff.	10/04/96 1455
MS	962684-1	960917G	4.66928		1.000	3.22676	144.3	% REC	10/04/96 1516
MSD	962684-1	960917G	4.59960	4.66928	1.000	3.22676	137.3	% REC	10/04/96 1518
							1.5	RPD	
CCV		960809Z	5.07244		5.0		101.4	% REC	10/04/96 1523
CCB		960920Z	-0.00000						10/04/96 1533
PDS	962684-1	960917G	4.01431		1.000	3.22676	78.8	% REC	10/04/96 1653
PSD	962684-1	960917G	4.00802	4.01431	1.000	3.22676	78.1	% REC	10/04/96 1657
							0.2	RPD	
CCV		960809Z	5.21196		5.0		104.2	% REC	10/04/96 1754
CCB		960920Z	0.00063						10/04/96 1805
CCV		960809Z	4.89625		5.0		97.9	% REC	10/04/96 2102
CCB		960920Z	0.00013						10/04/96 2112
MB		1004	0.00041						10/04/96 2208
LCS		961003H	0.94799		1.00		94.8	% REC	10/04/96 2216
CCV		960809Z	4.90175		5.0		98.0	% REC	10/04/96 2221
CCB		960920Z	0.00041						10/04/96 2243
MD	962756-1		0.04499			0.04335	0.00164	ABS Diff.	10/04/96 2259
CCV		960809Z	5.00629		5.0		100.1	% REC	10/04/96 2327
CCB		960920Z	0.00000						10/04/96 2353
MD	962701-7		0.21526			0.22602	4.9	RPD	10/05/96 0008
CCV		960809Z	5.06534		5.0		101.3	% REC	10/05/96 0031
CCB		960920Z	0.00025						10/05/96 0039
CCV		960809Z	4.78509		5.0		95.7	% REC	10/05/96 0114
CCB		960920Z	0.00051						10/05/96 0125
MS	962752-2	960917G	1.81329		1.000	0.92294	89.0	% REC	10/05/96 0138
MSD	962752-2	960917G	1.85580	1.81329	1.000	0.92294	93.3	% REC	10/05/96 0142
							2.3	RPD	
SD	962752-2		0.18987			0.92294	-2.9	% Diff.	10/05/96 0144
ISB		960929R	0.43684		0.5000		87.4	% REC	10/05/96 0150
CRI		960929S	0.00376		0.005000		75.2	% REC	10/05/96 0156
CCV		960809Z	4.98262		5.0		99.7	% REC	10/05/96 0207
CCB		960920Z	0.00075						10/05/96 0216

Test Method.....: SW-846 6010A Batch.....: 14069 Analyst...: smh
Method Description.: Metals Analysis (ICAP) Reporting Limit...: 0.01
Parameter.....: Silver (Ag) Units.....: mg/L

QC	Lab ID	Reagent	QC Result	QC Result	True Value	Orig. Value	Calc. Result	Units	Date/Time
ICV		960501Q	1.03457		1.00		103.5	% REC	10/04/96 0917
ICB		960920Z	0.00421						10/04/96 0950
ISB		960929R	1.08101		1.000		108.1	% REC	10/04/96 0959
MB		1003	0.00377						10/04/96 1011
LCS		960923H	1.13503		1.00		113.5	% REC	10/04/96 1012
CRI		960929S	0.00579		0.005000		115.8	% REC	10/04/96 1030

The analytical results, opinions or interpretations contained in this report are based upon information and material supplied by the client for whose exclusive and confidential use this report has been made. The analytical results, opinions or interpretations expressed represent the best judgment of Core Laboratories. Core Laboratories, however, makes no warranty or representation, express or implied, of any type, and expressly disclaims same as to the productivity, proper operations or profitableness of any oil, gas, coal or other mineral, property, well or sand in connection with which such report is used or relied upon for any reason whatsoever. This report shall not be reproduced, in whole or in part, without the written approval of Core Laboratories.

CORE LABORATORIES

QUALITY CONTROL RESULTS

Job Number: 962675 Date: 10/16/96

CUSTOMER: Daniel B. Stephens & Associates PROJECT: 6033.2 ENRON-ROSWELL ATTN: Bob Marley

Test Method.....: SW-846 6010A Batch.....: 14069 Analyst...: smh
Method Description.: Metals Analysis (ICAP) Reporting Limit...: 0.01
Parameter.....: Silver (Ag) Units.....: mg/L

QC	Lab ID	Reagent	QC Result	QC Result	True Value	Orig. Value	Calc. Result	Units	Date/Time
CCV		960821M	2.52216		2.500		100.9	% REC	10/04/96 1121
CCB		960920Z	-0.00035						10/04/96 1259
MS	962729-1	960917G	0.83300		1.000	-0.00080	83.4	% REC	10/04/96 1309
MSD	962729-1	960917G	0.86072	0.83300	1.000	-0.00080	86.2	% REC	10/04/96 1311
							3.3	RPD	
MD	962729-2		-0.00308			-0.00028	0.00280	ABS Diff.	10/04/96 1333
CCV		960821M	2.48373		2.500		99.3	% REC	10/04/96 1336
CCB		960920Z	-0.00043						10/04/96 1344
SD	962729-2		-0.00196			0.00064		% Diff.	10/04/96 1403
MS	962642-5	960917G	1.07641		1.000	-0.00305	107.9	% REC	10/04/96 1415
MSD	962642-5	960917G	1.09470	1.07641	1.000	-0.00305	109.8	% REC	10/04/96 1418
							1.7	RPD	
MD	962642-4		-0.00029			-0.00113	0.00084	ABS Diff.	10/04/96 1424
CCV		960821M	2.44166		2.500		97.7	% REC	10/04/96 1427
CCB		960920Z	0.00158						10/04/96 1442
SD	962642-7		-0.00110			0.00009		% Diff.	10/04/96 1455
MS	962673-7	960917G	1.13525		1.000	0.00335	113.2	% REC	10/04/96 1508
MSD	962673-7	960917G	1.11656	1.13525	1.000	0.00335	111.3	% REC	10/04/96 1510
							1.7	RPD	
MS	962684-1	960917G	1.12850		1.000	0.00356	112.5	% REC	10/04/96 1516
MSD	962684-1	960917G	1.09288	1.12850	1.000	0.00356	108.9	% REC	10/04/96 1518
							3.2	RPD	
CCV		960821M	2.49861		2.500		99.9	% REC	10/04/96 1520
CCB		960920Z	0.00447						10/04/96 1533
PDS	962684-1	960917G	1.01403		1.000	0.00356	101.0	% REC	10/04/96 1653
PSD	962684-1	960917G	1.01035	1.01403	1.000	0.00356	100.7	% REC	10/04/96 1657
							0.4	RPD	
CCV		960821M	2.51995		2.500		100.8	% REC	10/04/96 1750
CCB		960920Z	-0.00007						10/04/96 1805
CCV		960821M	2.45354		2.500		98.1	% REC	10/04/96 2036
CCB		960920Z	-0.00233						10/04/96 2112
MB		1004	0.00102						10/04/96 2208
LCS		961003H	0.95297		1.00		95.3	% REC	10/04/96 2216
CCV		960821M	2.56563		2.500		102.6	% REC	10/04/96 2219
CCB		960920Z	0.00446						10/04/96 2243
MD	962756-1		0.00311			0.00614	0.00303	ABS Diff.	10/04/96 2259
CCV		960821M	2.53079		2.500		101.2	% REC	10/04/96 2321
CCB		960920Z	-0.00083						10/04/96 2353
MD	962701-7		0.00180			0.00694	0.00514	ABS Diff.	10/05/96 0008
CCV		960821M	2.39998		2.500		96.0	% REC	10/05/96 0024
CCB		960920Z	-0.00008						10/05/96 0039
CCV		960821M	2.44153		2.500		97.7	% REC	10/05/96 0106
CCB		960920Z	-0.00216						10/05/96 0125
MS	962752-2	960917G	0.85168		1.000	-0.00280	85.4	% REC	10/05/96 0138
MSD	962752-2	960917G	0.93672	0.85168	1.000	-0.00280	94.0	% REC	10/05/96 0142
							9.5	RPD	
SD	962752-2		-0.00229			-0.00280		% Diff.	10/05/96 0144
ISB		960929R	0.84872		1.000		84.9	% REC	10/05/96 0150
CRI		960929S	0.00528		0.005000		105.6	% REC	10/05/96 0156
CCV		960821M	2.56251		2.500		102.5	% REC	10/05/96 0159
CCB		960920Z	0.00078						10/05/96 0216

The analytical results, opinions or interpretations contained in this report are based upon information and material supplied by the client for whose exclusive and confidential use this report has been made. The analytical results, opinions or interpretations expressed represent the best judgment of Core Laboratories. Core Laboratories, however, makes no warranty or representation, express or implied, of any type, and expressly disclaims same as to the productivity, proper operations or profitableness of any oil, gas, coal or other mineral, property, well or sand in connection with which such report is used or relied upon for any reason whatsoever. This report shall not be reproduced, in whole or in part, without the written approval of Core Laboratories.

CORE LABORATORIES

QUALITY CONTROL RESULTS

Job Number: 962675 Date: 10/16/96

CUSTOMER: Daniel B. Stephens & Associates PROJECT: 6033.2 ENRON-ROSWELL ATTN: Bob Marley

Test Method.....: SW-846 6010A Batch.....: 14069 Analyst...: smh
Method Description.: Metals Analysis (ICAP) Reporting Limit...: 1
Parameter.....: Sodium (Na) Units.....: mg/L

QC	Lab ID	Reagent	QC Result	QC Result	True Value	Orig. Value	Calc. Result	Units	Date/Time
ICV		960412S	98.06381		100.000000		98.1	% REC	10/04/96 0928
ICB		960920Z	0.02506						10/04/96 0950
MB		1003	-0.02053						10/04/96 1011
CRI		960929S	0.02805		0.150000		18.7	% REC	10/04/96 1030
CCV		960821M	51.27048		50.000		102.5	% REC	10/04/96 1121
CCB		960920Z	-0.02575						10/04/96 1259
MD	962729-2		33.42335			32.72753	2.1	RPD	10/04/96 1333
CCV		960821M	51.65035		50.000		103.3	% REC	10/04/96 1336
CCB		960920Z	0.00422						10/04/96 1344
SD	962729-2		0.80418			4.75922	15.5	% Diff.	10/04/96 1403
CCV		960821M	50.42575		50.000		100.9	% REC	10/04/96 1427
CCB		960920Z	-0.00605						10/04/96 1442
SD	962642-7		8.67356			57.33866	24.4	% Diff.	10/04/96 1455
CCV		960821M	52.08865		50.000		104.2	% REC	10/04/96 1520
CCB		960920Z	-0.01169						10/04/96 1533
CCV		960821M	51.24793		50.000		102.5	% REC	10/04/96 1750
CCB		960920Z	-0.00134						10/04/96 1805
CCV		960821M	48.54512		50.000		97.1	% REC	10/04/96 2036
CCB		960920Z	0.00527						10/04/96 2112
MB		1004	-0.01482						10/04/96 2208
CCV		960821M	49.29973		50.000		98.6	% REC	10/04/96 2219
CCB		960920Z	-0.04041						10/04/96 2243
LCS		960912Y	208.14733		200.0		104.1	% REC	10/04/96 2249
LCS		960912Y	105.72954		100.000000		105.7	% REC	10/04/96 2252
CCV		960821M	51.01238		50.000		102.0	% REC	10/04/96 2321
CCB		960920Z	-0.01465						10/04/96 2353
MD	962701-7		299.97640			306.57098	2.2	RPD	10/05/96 0008
MD	962701-7		22.40180			24.25960	8.0	RPD	10/05/96 0013
CCV		960821M	48.24951		50.000		96.5	% REC	10/05/96 0024
CCB		960920Z	0.01048						10/05/96 0039
CCV		960821M	50.74597		50.000		101.5	% REC	10/05/96 0106
CCB		960920Z	0.01623						10/05/96 0125
MS	962752-2	960917G	73.16284		50.000	21.48034	103.4	% REC	10/05/96 0138
MSD	962752-2	960917G	74.09606	73.16284	50.000	21.48034	105.2	% REC	10/05/96 0142
							1.3	RPD	
SD	962752-2		3.24410			21.48034	24.5	% Diff.	10/05/96 0144
CRI		960929S	0.09700		0.150000		64.7	% REC	10/05/96 0156
CCV		960821M	48.15589		50.000		96.3	% REC	10/05/96 0159
CCB		960920Z	0.01814						10/05/96 0216

Test Method.....: SW-846 6010A Batch.....: 14069 Analyst...: smh
Method Description.: Metals Analysis (ICAP Trace) Reporting Limit...: 0.05
Parameter.....: Lead (Pb) Units.....: mg/L

QC	Lab ID	Reagent	QC Result	QC Result	True Value	Orig. Value	Calc. Result	Units	Date/Time
ICV		960716T	1.97746		2.00		98.9	% REC	10/04/96 0909
ICB		960920Z	-0.00174						10/04/96 0950
ISB		960929R	1.11877		1.000		111.9	% REC	10/04/96 0959
MB		1003	-0.00161						10/04/96 1011
LCS		960923H	1.07529		1.00		107.5	% REC	10/04/96 1012
CRI		960929S	0.00088		0.002500		35.2	% REC	10/04/96 1030

The analytical results, opinions or interpretations contained in this report are based upon information and material supplied by the client for whose exclusive and confidential use this report has been made. The analytical results, opinions or interpretations expressed represent the best judgment of Core Laboratories. Core Laboratories, however, makes no warranty or representation, express or implied, of any type, and expressly disclaims same as to the productivity, proper operations or profitableness of any oil, gas, coal or other minerals, property, well or sand in connection with which such report is used or relied upon for any reason whatsoever. This report shall not be reproduced, in whole or in part, without the written approval of Core Laboratories.

CORE LABORATORIES

QUALITY CONTROL RESULTS

Job Number: 962675 Date: 10/16/96

CUSTOMER: Daniel B. Stephens & Associates PROJECT: 6033.2 ENRON-ROSWELL ATTN: Bob Marley

Test Method.....: SW-846 6010A
Method Description.: Metals Analysis (ICAP Trace)
Parameter.....: Lead (Pb)

Batch.....: 14069
Reporting Limit...: 0.05
Units.....: mg/L

Analyst...: smh

QC	Lab ID	Reagent	QC Result	QC Result	True Value	Orig. Value	Calc. Result	Units	Date/Time
CCV		960809Z	1.02804		1.0		102.8	% REC	10/04/96 1133
CCB		960920Z	-0.00032						10/04/96 1259
MS	962729-1	960917G	1.08443		1.000	0.92576	15.9	% REC	10/04/96 1319
MSD	962729-1	960917G	1.13897	1.08443	1.000	0.92576	21.3	% REC	10/04/96 1324
							4.9	RPD	
PDS	962729-1	960917G	1.82889		1.000	0.92576	90.3	% REC	10/04/96 1326
PSD	962729-1	960917G	1.84218	1.82889	1.000	0.92576	91.6	% REC	10/04/96 1328
							0.7	RPD	
MD	962729-2		4.83273			5.78083	17.9	RPD	10/04/96 1333
CCV		960809Z	1.01184		1.0		101.2	% REC	10/04/96 1339
CCB		960920Z	-0.00022						10/04/96 1344
MD	962729-2		0.88643			1.06459	18.3	RPD	10/04/96 1401
SD	962729-2		0.21479			1.06459	-0.9	% Diff.	10/04/96 1403
MS	962642-5	960917G	1.11855		1.000	0.00602	111.3	% REC	10/04/96 1415
MSD	962642-5	960917G	1.09893	1.11855	1.000	0.00602	109.3	% REC	10/04/96 1418
							1.8	RPD	
MD	962642-4		0.01172			0.01107	0.00065	ABS Diff.	10/04/96 1424
CCV		960809Z	0.97487		1.0		97.5	% REC	10/04/96 1432
CCB		960920Z	0.00281						10/04/96 1442
SD	962642-7		0.00031			0.00400		% Diff.	10/04/96 1455
MS	962673-7	960917G	1.16798		1.000	0.01780	115.0	% REC	10/04/96 1508
MSD	962673-7	960917G	1.15667	1.16798	1.000	0.01780	113.9	% REC	10/04/96 1510
							1.0	RPD	
MS	962684-1	960917G	1.16115		1.000	0.00379	115.7	% REC	10/04/96 1516
MSD	962684-1	960917G	1.12879	1.16115	1.000	0.00379	112.5	% REC	10/04/96 1518
							2.8	RPD	
CCV		960809Z	1.00779		1.0		100.8	% REC	10/04/96 1523
CCB		960920Z	0.00242						10/04/96 1533
PDS	962684-1	960917G	1.03276		1.000	0.00379	102.9	% REC	10/04/96 1653
PSD	962684-1	960917G	1.02910	1.03276	1.000	0.00379	102.5	% REC	10/04/96 1657
							0.4	RPD	
CCV		960809Z	1.03312		1.0		103.3	% REC	10/04/96 1754
CCB		960920Z	-0.00053						10/04/96 1805
CCV		960809Z	0.96919		1.0		96.9	% REC	10/04/96 2102
CCB		960920Z	-0.00004						10/04/96 2112
MB		1004	-0.00052						10/04/96 2208
LCS		961003H	0.91590		1.00		91.6	% REC	10/04/96 2216
CCV		960809Z	1.00671		1.0		100.7	% REC	10/04/96 2221
CCB		960920Z	-0.00236						10/04/96 2243
MD	962756-1		-0.01246			-0.00898	0.00348	ABS Diff.	10/04/96 2259
CCV		960809Z	1.00694		1.0		100.7	% REC	10/04/96 2327
CCB		960920Z	0.00018						10/04/96 2353
MD	962701-7		0.00517			0.00366	0.00151	ABS Diff.	10/05/96 0008
CCV		960809Z	0.99882		1.0		99.9	% REC	10/05/96 0031
CCB		960920Z	0.00220						10/05/96 0039
CCV		960809Z	0.96277		1.0		96.3	% REC	10/05/96 0114
CCB		960920Z	0.00037						10/05/96 0125
MS	962752-2	960917G	0.87568		1.000	0.00208	87.4	% REC	10/05/96 0138
MSD	962752-2	960917G	0.89736	0.87568	1.000	0.00208	89.5	% REC	10/05/96 0142
							2.4	RPD	
SD	962752-2		0.00242			0.00208		% Diff.	10/05/96 0144
ISB		960929R	0.87577		1.000		87.6	% REC	10/05/96 0150
CRI		960929S	0.00822		0.002500		328.8	% REC	10/05/96 0156

The analytical results, opinions or interpretations contained in this report are based upon information and material supplied by the client for whose exclusive and confidential use this report has been made. The analytical results, opinions or interpretations expressed represent the best judgment of Core Laboratories. Core Laboratories, however, makes no warranty or representation, express or implied, of any type, and expressly disclaims same as to the productivity, proper operations or profitableness of any oil, gas, coal or other mineral property, well or sand in connection with which such report is used or relied upon for any reason whatsoever. This report shall not be reproduced, in whole or in part, without the written approval of Core Laboratories.

CORE LABORATORIES

QUALITY CONTROL RESULTS

Job Number: 962675 Date: 10/16/96

CUSTOMER: Daniel B. Stephens & Associates PROJECT: 6033.2 ENRON-ROSWELL ATTN: Bob Marley

Test Method.....: SW-846 6010A
Method Description.: Metals Analysis (ICAP Trace)
Parameter.....: Lead (Pb)
Batch.....: 14069
Reporting Limit...: 0.05
Units.....: mg/L
Analyst...: smh

QC	Lab ID	Reagent	QC Result	QC Result	True Value	Orig. Value	Calc. Result	Units	Date/Time
CCV		960809Z	0.99000		1.0		99.0	% REC	10/05/96 0207
CCB		960920Z	0.00064						10/05/96 0216

Test Method.....: SW-846 6010A
Method Description.: Metals Analysis (ICAP Trace)
Parameter.....: Selenium (Se)
Batch.....: 14069
Reporting Limit...: 0.1
Units.....: mg/L
Analyst...: smh

QC	Lab ID	Reagent	QC Result	QC Result	True Value	Orig. Value	Calc. Result	Units	Date/Time
ICV		960716T	2.06049		2.00		103.0	% REC	10/04/96 0909
ICB		960920Z	0.00550						10/04/96 0950
ISB		960929R	1.05860		1.000		105.9	% REC	10/04/96 0959
MB		1003	0.00038						10/04/96 1011
LCS		960923H	1.03035		1.00		103.0	% REC	10/04/96 1012
CRI		960929S	0.00505		0.002500		202.0	% REC	10/04/96 1030
CCV		960809Z	2.58389		2.5		103.4	% REC	10/04/96 1133
CCB		960920Z	0.00476						10/04/96 1259
MS	962729-1	960917G	0.99998		1.000	-0.00044	100.0	% REC	10/04/96 1309
MSD	962729-1	960917G	1.03941	0.99998	1.000	-0.00044	104.0	% REC	10/04/96 1311
							3.9	RPD	
MD	962729-2		0.00007			0.00262	0.00255	ABS Diff.	10/04/96 1333
CCV		960809Z	2.51706		2.5		100.7	% REC	10/04/96 1339
CCB		960920Z	-0.00275						10/04/96 1344
SD	962729-2		0.00262			0.00062		% Diff.	10/04/96 1403
MD	962642-4		0.00676			0.00768	0.00092	ABS Diff.	10/04/96 1424
CCV		960809Z	2.43556		2.5		97.4	% REC	10/04/96 1432
CCB		960920Z	-0.00533						10/04/96 1442
SD	962642-7		0.00139			0.00471		% Diff.	10/04/96 1455
MS	962684-1	960917G	1.04151		1.000	-0.00165	104.3	% REC	10/04/96 1516
MSD	962684-1	960917G	1.00463	1.04151	1.000	-0.00165	100.6	% REC	10/04/96 1518
							3.6	RPD	
CCV		960809Z	2.52822		2.5		101.1	% REC	10/04/96 1523
CCB		960920Z	0.00518						10/04/96 1533
PDS	962684-1	960917G	0.94077		1.000	-0.00165	94.2	% REC	10/04/96 1653
PSD	962684-1	960917G	0.93034	0.94077	1.000	-0.00165	93.2	% REC	10/04/96 1657
							1.1	RPD	
CCV		960809Z	2.59201		2.5		103.7	% REC	10/04/96 1754
CCB		960920Z	0.00188						10/04/96 1805
CCV		960809Z	2.49593		2.5		99.8	% REC	10/04/96 2102
CCB		960920Z	-0.00056						10/04/96 2112
MB		1004	0.00113						10/04/96 2208
LCS		961003H	0.90543		1.00		90.5	% REC	10/04/96 2216
CCV		960809Z	2.49262		2.5		99.7	% REC	10/04/96 2221
CCB		960920Z	0.00006						10/04/96 2243
MD	962756-1		-0.00959			0.00453	0.01412	ABS Diff.	10/04/96 2259
CCV		960809Z	2.61471		2.5		104.6	% REC	10/04/96 2327
CCB		960920Z	-0.00179						10/04/96 2353
MD	962701-7		0.00523			-0.00192	0.00715	ABS Diff.	10/05/96 0008
CCV		960809Z	2.55340		2.5		102.1	% REC	10/05/96 0031
CCB		960920Z	0.00642						10/05/96 0039
CCV		960809Z	2.61686		2.5		104.7	% REC	10/05/96 0114
CCB		960920Z	-0.00691						10/05/96 0125

The analytical results, opinions or interpretations contained in this report are based upon information and material supplied by the client for whose exclusive and confidential use this report has been made. The analytical results, opinions or interpretations expressed represent the best judgment of Core Laboratories. Core Laboratories, however, makes no warranty or representation, express or implied, of any type, and expressly disclaims same as to the productivity, proper operations or profitableness of any oil, gas, coal or other mineral property, well or sand in connection with which such report is used or relied upon for any reason whatsoever. This report shall not be reproduced, in whole or in part, without the written approval of Core Laboratories.

CORE LABORATORIES

QUALITY CONTROL RESULTS

Job Number: 962675 Date: 10/16/96

CUSTOMER: Daniel B. Stephens & Associates PROJECT: 6033.2 ENRON-ROSWELL ATTN: Bob Marley

Test Method.....: SW-846 6010A
Method Description.: Metals Analysis (ICAP Trace)
Parameter.....: Selenium (Se)
Batch.....: 14069
Reporting Limit...: 0.1
Units.....: mg/L
Analyst...: smh

QC	Lab ID	Reagent	QC Result	QC Result	True Value	Orig. Value	Calc. Result	Units	Date/Time
MS	962752-2	960917G	0.96484		1.000	-0.01359	97.8	% REC	10/05/96 0138
MSD	962752-2	960917G	0.96776	0.96484	1.000	-0.01359	98.1	% REC	10/05/96 0142
							0.3	RPD	
SD	962752-2		-0.00529			-0.01359		% Diff.	10/05/96 0144
ISB		960929R	0.97572		1.000		97.6	% REC	10/05/96 0150
CRI		960929S	-0.00426		0.002500		-170.4	% REC	10/05/96 0156
CCV		960809Z	2.54221		2.5		101.7	% REC	10/05/96 0207
CCB		960920Z	-0.00268						10/05/96 0216

Test Method.....: SW-846 7471
Method Description.: Mercury (CVAA)
Parameter.....: Mercury (Hg)
Batch.....: 14079
Reporting Limit...: 0.0002
Units.....: mg/L
Analyst...: lmt

QC	Lab ID	Reagent	QC Result	QC Result	True Value	Orig. Value	Calc. Result	Units	Date/Time
ICV		960624G	0.003830		0.004000		95.8	% REC	10/05/96 1510
ICB		10056	0.000112						10/05/96 1511
MB		1004	0.000112						10/05/96 1512
CCV		960930N	0.005279		0.005000		105.6	% REC	10/05/96 1524
CCB		10056	-0.000045						10/05/96 1526
CCV		960930N	0.005474		0.005000		109.5	% REC	10/05/96 1539
CCB		10056	-0.000162						10/05/96 1540
MS	962729-1	960930N	0.005240		0.005000	0.000033	104.1	% REC	10/05/96 1541
MD	962729-2		0.000033			0.000151	0.00011	ABS Diff.	10/05/96 1545
CCV		960930N	0.005122		0.005000		102.4	% REC	10/05/96 1553
CCB		10056	-0.000045						10/05/96 1554
MB		1004	0.000033						10/05/96 1600
MB		1004	0.000033						10/05/96 1601
LCS		960097	0.001521		0.00150		101.4	% REC	10/05/96 1603
MD	962638-1		0.000190			0.000151	0.00003	ABS Diff.	10/05/96 1605
CCV		960930N	0.005240		0.005000		104.8	% REC	10/05/96 1607
CCB		10056	0.000151						10/05/96 1609
MS	962638-2	960930N	0.005553		0.005000	0.000268	105.7	% REC	10/05/96 1610
CCV		960930N	0.005240		0.005000		104.8	% REC	10/05/96 1622
CCB		10056	0.000032						10/05/96 1623
CCV		960930N	0.005122		0.005000		102.4	% REC	10/05/96 1629
CCB		10056	0.000112						10/05/96 1630

Test Method.....: SW-846 6010A
Method Description.: Metals Analysis (ICAP)
Parameter.....: Potassium (K)
Batch.....: 14137
Reporting Limit...: 0.3
Units.....: mg/L
Analyst...: gag

QC	Lab ID	Reagent	QC Result	QC Result	True Value	Orig. Value	Calc. Result	Units	Date/Time
ICV		960412T	46.49353		50.000000		93.0	% REC	10/07/96 1938
ICB		960920Z	-0.08113						10/07/96 2031
ISB		960929R	8.25638		10.000		82.6	% REC	10/07/96 2039
MB		1004	0.03724						10/07/96 2102
LCS		960912Y	46.42146		50.000000		92.8	% REC	10/07/96 2106
MD	962701-7		4.99107			5.26127	5.3	RPD	10/07/96 2122
CCV		960821M	96.54833		100.00		96.5	% REC	10/07/96 2125

The analytical results, opinions or interpretations contained in this report are based upon information and material supplied by the client for whose exclusive and confidential use this report has been made. The analytical results, opinions or interpretations expressed represent the best judgment of Core Laboratories. Core Laboratories, however, makes no warranty or representation, express or implied, of any type, and expressly disclaims same as to the productivity, proper operations or profitableness of any oil, gas, coal or other mineral, property, well or sand in connection with which such report is used or relied upon for any reason whatsoever. This report shall not be reproduced, in whole or in part, without the written approval of Core Laboratories.

CORE LABORATORIES

QUALITY CONTROL RESULTS

Job Number: 962675 Date: 10/16/96

CUSTOMER: Daniel B. Stephens & Associates PROJECT: 6033.2 ENRON-ROSWELL ATTN: Bob Marley

Test Method.....: SW-846 6010A Batch.....: 14137 Analyst...: gag
Method Description.: Metals Analysis (ICAP) Reporting Limit...: 0.3
Parameter.....: Potassium (K) Units.....: mg/L

QC	Lab ID	Reagent	QC Result	QC Result	True Value	Orig. Value	Calc. Result	Units	Date/Time
CCB		960920Z	0.07827						10/07/96 2144
MS	962752-2	960917G	50.60842		50.000	1.67061	97.9	% REC	10/07/96 2152
MB		1007	-0.01960						10/07/96 2158
LCS		960912Y	51.20744		50.000000		102.4	% REC	10/07/96 2210
MD	962718-2		4.50217			4.39020	2.5	RPD	10/07/96 2215
MS	962718-4	960917G	50.68079		50.000	1.46468	98.4	% REC	10/07/96 2220
CCV		960821M	96.52394		100.00		96.5	% REC	10/07/96 2223
CCB		960920Z	0.01273						10/07/96 2235
PDS	962718-4	960917G	49.43554		50.000	1.46468	95.9	% REC	10/07/96 2242
ISB		960929R	8.44958		10.000		84.5	% REC	10/08/96 0027
CCV		960821M	92.74407		100.00		92.7	% REC	10/08/96 0044
CCB		960920Z	-0.02425						10/08/96 0113

Test Method.....: EPA 353.2 Batch.....: 14139 Analyst...: dme
Method Description.: Nitrogen, NO3 + NO2 (Auto Cd Red.) Reporting Limit...: 0.05
Parameter.....: Nitrate + Nitrite as N Units.....: mg/L

QC	Lab ID	Reagent	QC Result	QC Result	True Value	Orig. Value	Calc. Result	Units	Date/Time
ICL		G951016A	1.01		1.000000		101.0	% REC	10/07/96 1100
ICB			0.00						10/07/96 1107
MD	962772-1		0.76			0.77	1.3	RPD	10/07/96 1121
MS	962772-1	G951109	1.74		1.000000	0.77	97.0	% REC	10/07/96 1128
CCV		G951109	1.96		2.000000		98.0	% REC	10/07/96 1217
CCB			0.00						10/07/96 1224
MD	962662-6		0.73			0.74	1.4	RPD	10/07/96 1238
MS	962662-6	G951109	1.68		1.000000	0.74	94.0	% REC	10/07/96 1245
LCS		G951016A	0.99		1.000000		99.0	% REC	10/07/96 1320
CCV		G951109	1.98		2.000000		99.0	% REC	10/07/96 1327
CCB			0.00						10/07/96 1333
MD	962665-5		1.01			1.02	1.0	RPD	10/07/96 1415
MS	962665-5	G951109	2.01		1.000000	1.02	99.0	% REC	10/07/96 1422
CCV		G951109	1.96		2.000000		98.0	% REC	10/07/96 1443
CCB			0.00						10/07/96 1450
CCV		G951109	1.89		2.000000		94.5	% REC	10/07/96 1553
CCB			0.00						10/07/96 1600

Test Method.....: SW-846 6010A Batch.....: 14180 Analyst...: smh
Method Description.: Metals Analysis (ICAP) Reporting Limit...: 0.05
Parameter.....: Arsenic (As) Units.....: mg/L

QC	Lab ID	Reagent	QC Result	QC Result	True Value	Orig. Value	Calc. Result	Units	Date/Time
ICV		960429Z	1.92494		2.00		96.2	% REC	10/08/96 1732
ICB		960614M	-0.00107						10/08/96 1917
ISB		960929R	0.97228		1.000		97.2	% REC	10/08/96 1926
MB		0926	-0.00207						10/08/96 1950
LCS		960097	0.76209		0.754		101.1	% REC	10/08/96 1952
MS	962614-2	960917G	0.97538		1.000	0.04893	92.6	% REC	10/08/96 2002
CCV		960821N	2.35356		2.5		94.1	% REC	10/08/96 2019
CCB		960614M	-0.00231						10/08/96 2022

The analytical results, opinions or interpretations contained in this report are based upon information and material supplied by the client for whose exclusive and confidential use this report has been made. The analytical results, opinions or interpretations expressed represent the best judgment of Core Laboratories. Core Laboratories, however, makes no warranty or representation, express or implied, of any type, and expressly disclaims same as to the productivity, proper operations or profitableness of any oil, gas, coal or other mineral property, well or sand in connection with which such report is used or relied upon for any reason whatsoever. This report shall not be reproduced, in whole or in part, without the written approval of Core Laboratories

CORE LABORATORIES

QUALITY CONTROL RESULTS

Job Number: 962675 Date: 10/16/96

CUSTOMER: Daniel B. Stephens & Associates PROJECT: 6033.2 ENRON-ROSWELL ATTN: Bob Marley

Test Method.....: SW-846 6010A
Method Description.: Metals Analysis (ICAP)
Parameter.....: Arsenic (As)
Batch.....: 14180
Reporting Limit...: 0.05
Units.....: mg/L
Analyst...: smh

QC	Lab ID	Reagent	QC Result	QC Result	True Value	Orig. Value	Calc. Result	Units	Date/Time
MB		1003	-0.00369						10/08/96 2055
LCS		960097	0.79928		0.754		106.0	% REC	10/08/96 2059
MD	962675-3		0.10633			0.12795	0.02162	ABS Diff.	10/08/96 2107
MS	962675-4	960917G	1.11256		1.000	0.05974	105.3	% REC	10/08/96 2112
CCV		960821N	2.43689		2.5		97.5	% REC	10/08/96 2133
CCB		960614M	0.00263						10/08/96 2146
CCV		960821N	2.49212		2.5		99.7	% REC	10/09/96 0029
CCB		960614M	0.00117						10/09/96 0036
CCV		960821N	2.45944		2.5		98.4	% REC	10/09/96 0119
CCB		960614M	0.00157						10/09/96 0124
ISB		960929R	1.01929		1.000		101.9	% REC	10/09/96 0130
CCV		960821N	2.48674		2.5		99.5	% REC	10/09/96 0135
CCB		960614M	0.00359						10/09/96 0140

Test Method.....: SW-846 6010A
Method Description.: Metals Analysis (ICAP)
Parameter.....: Barium (Ba)
Batch.....: 14180
Reporting Limit...: 0.01
Units.....: mg/L
Analyst...: smh

QC	Lab ID	Reagent	QC Result	QC Result	True Value	Orig. Value	Calc. Result	Units	Date/Time
ICV		960725M	0.92565		1.00		92.6	% REC	10/08/96 1735
ICB		960614M	0.00000						10/08/96 1917
ISB		960929R	0.53698		0.5000		107.4	% REC	10/08/96 1926
MB		0926	-0.00001						10/08/96 1950
LCS		960097	1.05021		1.06		99.1	% REC	10/08/96 1952
MS	962614-2	960917G	3.66925		1.000	1.35669	231.3	% REC	10/08/96 2002
PDS	962614-2	960917G	2.34411		1.000	1.35669	98.7	% REC	10/08/96 2008
CCV		960821N	4.83883		5.0		96.8	% REC	10/08/96 2019
CCB		960614M	0.00022						10/08/96 2022
MB		1003	-0.00066						10/08/96 2055
LCS		960097	1.09725		1.06		103.5	% REC	10/08/96 2059
MD	962675-3		1.14332			1.12506	1.6	RPD	10/08/96 2107
MS	962675-4	960917G	4.30288		1.000	5.50379	-120.1	% REC	10/08/96 2112
PDS	962675-4	960917G	6.50141		1.000	5.50379	99.8	% REC	10/08/96 2117
CCV		960821N	4.75046		5.0		95.0	% REC	10/08/96 2133
CCB		960614M	-0.00044						10/08/96 2146
CCV		960821N	4.74699		5.0		94.9	% REC	10/09/96 0029
CCB		960614M	-0.00011						10/09/96 0036
CCV		960821N	4.70335		5.0		94.1	% REC	10/09/96 0119
CCB		960614M	0.00022						10/09/96 0124
ISB		960929R	0.53033		0.5000		106.1	% REC	10/09/96 0130
CCV		960821N	4.73513		5.0		94.7	% REC	10/09/96 0135
CCB		960614M	0.00010						10/09/96 0140

Test Method.....: SW-846 6010A
Method Description.: Metals Analysis (ICAP)
Parameter.....: Cadmium (Cd)
Batch.....: 14180
Reporting Limit...: 0.005
Units.....: mg/L
Analyst...: smh

QC	Lab ID	Reagent	QC Result	QC Result	True Value	Orig. Value	Calc. Result	Units	Date/Time
ICV		960429Z	1.91044		2.00		95.5	% REC	10/08/96 1732

The analytical results, opinions or interpretations contained in this report are based upon information and material supplied by the client for whose exclusive and confidential use this report has been made. The analytical results, opinions or interpretations expressed represent the best judgment of Core Laboratories. Core Laboratories, however, makes no warranty or representation, express or implied, of any type, and expressly disclaims same as to the productivity, proper operations or profitableness of any oil, gas, coal or other mineral, property, well or sand in connection with which such report is used or relied upon for any reason whatsoever. This report shall not be reproduced, in whole or in part, without the written approval of Core Laboratories.

CORE LABORATORIES

QUALITY CONTROL RESULTS

Job Number: 962675 Date: 10/16/96

CUSTOMER: Daniel B. Stephens & Associates PROJECT: 6033.2 ENRON-ROSWELL ATTN: Bob Marley

Test Method.....: SW-846 6010A
Method Description.: Metals Analysis (ICAP)
Parameter.....: Cadmium (Cd)
Batch.....: 14180
Reporting Limit...: 0.005
Units.....: mg/L
Analyst...: smh

QC	Lab ID	Reagent	QC Result	QC Result	True Value	Orig. Value	Calc. Result	Units	Date/Time
ICB		960614M	-0.00026						10/08/96 1917
ISB		960929R	0.94297		1.000		94.3	% REC	10/08/96 1926
MB		0926	0.00032						10/08/96 1950
LCS		960097	0.42611		0.454		93.9	% REC	10/08/96 1952
MS	962614-2	960917G	0.91540		1.000	-0.00142	91.7	% REC	10/08/96 2002
CCV		960821N	0.93622		1.0		93.6	% REC	10/08/96 2019
CCB		960614M	-0.00016						10/08/96 2022
MB		1003	0.00001						10/08/96 2055
LCS		960097	0.44172		0.454		97.3	% REC	10/08/96 2059
MD	962675-3		0.00014			0.00000	0.00014	ABS Diff.	10/08/96 2107
MS	962675-4	960917G	0.97452		1.000	0.00140	97.3	% REC	10/08/96 2112
CCV		960821N	0.97354		1.0		97.4	% REC	10/08/96 2133
CCB		960614M	0.00035						10/08/96 2146
CCV		960821N	1.02452		1.0		102.5	% REC	10/09/96 0029
CCB		960614M	0.00010						10/09/96 0036
CCV		960821N	1.01216		1.0		101.2	% REC	10/09/96 0119
CCB		960614M	0.00001						10/09/96 0124
ISB		960929R	1.02596		1.000		102.6	% REC	10/09/96 0130
CCV		960821N	1.01628		1.0		101.6	% REC	10/09/96 0135
CCB		960614M	0.00051						10/09/96 0140

Test Method.....: SW-846 6010A
Method Description.: Metals Analysis (ICAP)
Parameter.....: Chromium (Cr)
Batch.....: 14180
Reporting Limit...: 0.01
Units.....: mg/L
Analyst...: smh

QC	Lab ID	Reagent	QC Result	QC Result	True Value	Orig. Value	Calc. Result	Units	Date/Time
ICV		960429Z	1.89787		2.00		94.9	% REC	10/08/96 1732
ICB		960614M	0.00139						10/08/96 1917
ISB		960929R	0.49576		0.5000		99.2	% REC	10/08/96 1926
MB		0926	-0.00104						10/08/96 1950
LCS		960097	0.70308		0.71		99.0	% REC	10/08/96 1952
MS	962614-2	960917G	1.08239		1.000	0.14344	93.9	% REC	10/08/96 2002
CCV		960821N	2.34774		2.5		93.9	% REC	10/08/96 2019
CCB		960614M	0.00017						10/08/96 2022
MB		1003	0.00070						10/08/96 2055
LCS		960097	0.73003		0.71		102.8	% REC	10/08/96 2059
MD	962675-3		0.07068			0.08358	16.7	RPD	10/08/96 2107
MS	962675-4	960917G	1.12462		1.000	0.08291	104.2	% REC	10/08/96 2112
CCV		960821N	2.29080		2.5		91.6	% REC	10/08/96 2133
CCB		960614M	0.00069						10/08/96 2146
CCV		960821N	2.37203		2.5		94.9	% REC	10/09/96 0029
CCB		960614M	-0.00034						10/09/96 0036
CCV		960821N	2.34915		2.5		94.0	% REC	10/09/96 0119
CCB		960614M	-0.00157						10/09/96 0124
ISB		960929R	0.49796		0.5000		99.6	% REC	10/09/96 0130
CCV		960821N	2.35543		2.5		94.2	% REC	10/09/96 0135
CCB		960614M	0.00087						10/09/96 0140

The analytical results, opinions or interpretations contained in this report are based upon information and material supplied by the client for whose exclusive and confidential use this report has been made. The analytical results, opinions or interpretations expressed represent the best judgment of Core Laboratories. Core Laboratories, however, makes no warranty or representation, express or implied, of any type, and expressly disclaims same as to the productivity, proper operations or profitableness of any oil, gas, coal or other mineral, property, well or sand in connection with which such report is used or relied upon for any reason whatsoever. This report shall not be reproduced, in whole or in part, without the written approval of Core Laboratories

CORE LABORATORIES

QUALITY CONTROL RESULTS

Job Number: 962675 Date: 10/16/96

CUSTOMER: Daniel B. Stephens & Associates PROJECT: 6033.2 ENRON-ROSWELL ATTN: Bob Marley

Test Method.....: SW-846 6010A
Method Description.: Metals Analysis (ICAP)
Parameter.....: Lead (Pb)
Batch.....: 14180
Reporting Limit...: 0.05
Units.....: mg/L
Analyst...: smh

QC	Lab ID	Reagent	QC Result	QC Result	True Value	Orig. Value	Calc. Result	Units	Date/Time
ICV		960429Z	1.90409		2.00		95.2	% REC	10/08/96 1732
ICB		960614M	0.00289						10/08/96 1917
ISB		960929R	0.94126		1.000		94.1	% REC	10/08/96 1926
MB		0926	0.00141						10/08/96 1950
LCS		960097	0.50113		0.535		93.7	% REC	10/08/96 1952
MS	962614-2	960917G	0.98372		1.000	0.08488	89.9	% REC	10/08/96 2002
CCV		960821N	0.93509		1.0		93.5	% REC	10/08/96 2019
CCB		960614M	0.00193						10/08/96 2022
MB		1003	-0.00136						10/08/96 2055
LCS		960097	0.53642		0.535		100.3	% REC	10/08/96 2059
MD	962675-3		0.06753			0.09593	0.02840	ABS Diff.	10/08/96 2107
MS	962675-4	960917G	1.03442		1.000	0.03079	100.4	% REC	10/08/96 2112
CCV		960821N	0.97615		1.0		97.6	% REC	10/08/96 2133
CCB		960614M	-0.00027						10/08/96 2146
CCV		960821N	1.03760		1.0		103.8	% REC	10/09/96 0029
CCB		960614M	-0.00084						10/09/96 0036
CCV		960821N	1.03020		1.0		103.0	% REC	10/09/96 0119
CCB		960614M	0.00101						10/09/96 0124
ISB		960929R	1.02990		1.000		103.0	% REC	10/09/96 0130
CCV		960821N	1.02242		1.0		102.2	% REC	10/09/96 0135
CCB		960614M	-0.00287						10/09/96 0140

Test Method.....: SW-846 6010A
Method Description.: Metals Analysis (ICAP)
Parameter.....: Selenium (Se)
Batch.....: 14180
Reporting Limit...: 0.1
Units.....: mg/L
Analyst...: smh

QC	Lab ID	Reagent	QC Result	QC Result	True Value	Orig. Value	Calc. Result	Units	Date/Time
ICV		960429Z	1.85002		2.00		92.5	% REC	10/08/96 1732
ICB		960614M	-0.00603						10/08/96 1917
ISB		960929R	0.99311		1.000		99.3	% REC	10/08/96 1926
MB		0926	0.00493						10/08/96 1950
LCS		960097	0.65676		0.723		90.8	% REC	10/08/96 1952
MS	962614-2	960917G	0.82275		1.000	0.00415	81.9	% REC	10/08/96 2002
CCV		960821N	2.26509		2.5		90.6	% REC	10/08/96 2019
CCB		960614M	0.00173						10/08/96 2022
MB		1003	-0.00354						10/08/96 2055
LCS		960097	0.68805		0.723		95.2	% REC	10/08/96 2059
MD	962675-3		0.01589			0.00472	0.01117	ABS Diff.	10/08/96 2107
MS	962675-4	960917G	1.02245		1.000	0.05156	97.1	% REC	10/08/96 2112
CCV		960821N	2.37271		2.5		94.9	% REC	10/08/96 2133
CCB		960614M	-0.00040						10/08/96 2146
CCV		960821N	2.45095		2.5		98.0	% REC	10/09/96 0029
CCB		960614M	-0.00846						10/09/96 0036
CCV		960821N	2.41166		2.5		96.5	% REC	10/09/96 0119
CCB		960614M	-0.00437						10/09/96 0124
ISB		960929R	1.07648		1.000		107.6	% REC	10/09/96 0130
CCV		960821N	2.42454		2.5		97.0	% REC	10/09/96 0135
CCB		960614M	0.00641						10/09/96 0140

The analytical results, opinions or interpretations contained in this report are based upon information and material supplied by the client for whose exclusive and confidential use this report has been made. The analytical results, opinions or interpretations expressed represent the best judgment of Core Laboratories. Core Laboratories, however, makes no warranty or representation, express or implied, of any type, and expressly disclaims same as to the productivity, proper operations or profitableness of any oil, gas, coal or other mineral property, well or sand in connection with which such report is used or relied upon for any reason whatsoever. This report shall not be reproduced, in whole or in part, without the written approval of Core Laboratories.

CORE LABORATORIES

QUALITY CONTROL RESULTS

Job Number: 962675 Date: 10/16/96

CUSTOMER: Daniel B. Stephens & Associates PROJECT: 6033.2 ENRON-ROSWELL ATTN: Bob Marley

Test Method.....: SW-846 6010A Batch.....: 14180 Analyst...: smh
Method Description.: Metals Analysis (ICAP) Reporting Limit...: 0.01
Parameter.....: Silver (Ag) Units.....: mg/L

QC	Lab ID	Reagent	QC Result	QC Result	True Value	Orig. Value	Calc. Result	Units	Date/Time
ICV		960725M	00.90735		1.00		90.7	% REC	10/08/96 1735
ICB		960614M	0.00290						10/08/96 1917
ISB		960929R	1.09994		1.000		110.0	% REC	10/08/96 1926
MB		0926	-0.00383						10/08/96 1950
LCS		960097	1.24931		1.16		107.7	% REC	10/08/96 1952
MS	962614-2	960917G	1.07683		1.000	-0.00191	107.9	% REC	10/08/96 2002
CCV		960816Z	2.58783		2.500		103.5	% REC	10/08/96 2014
CCB		960614M	-0.00038						10/08/96 2022
MB		1003	-0.00067						10/08/96 2055
LCS		960097	1.29878		1.16		112.0	% REC	10/08/96 2059
MD	962675-3		-0.00154			-0.00417	0.00263	ABS Diff.	10/08/96 2107
MS	962675-4	960917G	1.25280		1.000	-0.00117	125.4	% REC	10/08/96 2112
PDS	962675-4	960917G	1.11796		1.000	-0.00117	111.9	% REC	10/08/96 2117
CCV		960816Z	2.57220		2.500		102.9	% REC	10/08/96 2127
CCB		960614M	-0.00005						10/08/96 2146
CCV		960816Z	2.53493		2.500		101.4	% REC	10/09/96 0026
CCB		960614M	-0.00031						10/09/96 0036
CCV		960816Z	2.50387		2.500		100.2	% REC	10/09/96 0116
CCB		960614M	-0.00121						10/09/96 0124
ISB		960929R	0.82793		1.000		82.8	% REC	10/09/96 0130
CCV		960816Z	2.53143		2.500		101.3	% REC	10/09/96 0132
CCB		960614M	-0.00175						10/09/96 0140

Test Method.....: EPA 418.1 Batch.....: 14246 Analyst...: jbd
Method Description.: Total Recoverable Petroleum Hydrocarbons Reporting Limit...: 1.
Parameter.....: Total Recoverable Petroleum Hydrocarbons Units.....: mg/L

QC	Lab ID	Reagent	QC Result	QC Result	True Value	Orig. Value	Calc. Result	Units	Date/Time
ICB		R100996M	0						10/07/96 0900
MB		R100996M	0						10/07/96 0900
CCB		R100996M	0						10/07/96 0900
ICV		940114B	43		45		95.6	% REC	10/07/96 0900
CCV		X961009C	50		50		100.0	% REC	10/07/96 0900
MD	962675-3		167.6978			162.6266	3.1	RPD	10/07/96 0900

The analytical results, opinions or interpretations contained in this report are based upon information and material supplied by the client for whose exclusive and confidential use this report has been made. The analytical results, opinions or interpretations expressed represent the best judgment of Core Laboratories. Core Laboratories, however, makes no warranty or representation, express or implied, of any type, and expressly disclaims same as to the productivity, proper operations or profitableness of any oil, gas, coal or other mineral, property, well or sand in connection with which such report is used or relied upon for any reason whatsoever. This report shall not be reproduced, in whole or in part, without the written approval of Core Laboratories.

CORE LABORATORIES

QUALITY CONTROL RESULTS

Job Number: 962675 Date: 10/16/96

CUSTOMER: Daniel B. Stephens & Associates PROJECT: 6033.2 ENRON-ROSWELL ATTN: Bob Marley

QC Type	Description	Reag. Code	Lab ID	Dilution Factor	Date	Time

Test Method.....: SW-846 8240 Batch.....: 13900 Analyst ...: tdw
Method Description.: Volatile Organics Units.....: ug/L

RS	Reference Standard	V961001B			10/01/96	1232

Parameter/Test Description	QC Result	QC Result	Rep. Limit	True Value	Orig. Value	Calc. Result	Units	F
Benzene	58.76		1.	50.3		116.8	% REC	
Bromodichloromethane	59.64		5.	50.3		118.6	% REC	
Bromoform	57.56		5.	50.2		114.7	% REC	
Carbon tetrachloride	56.98		5.	50.3		113.3	% REC	
Chlorobenzene	59.46		5.	50.3		118.2	% REC	
Chloroform	56.40		5.	50.2		112.4	% REC	
Dibromochloromethane	59.17		5.	50.3		117.6	% REC	
1,1-Dichloroethane	53.00		5.	50.2		105.6	% REC	
1,2-Dichloroethane	60.26		5.	50.3		119.8	% REC	
1,1-Dichloroethene	54.89		5.	50.3		109.1	% REC	
trans-1,2-Dichloroethene	55.33		5.	50.3		110.0	% REC	
1,2-Dichloropropane	57.89		5.	50.3		115.1	% REC	
Ethylbenzene	60.10		5.	50.3		119.5	% REC	
Methylene chloride	52.58		5.	50.3		104.5	% REC	
1,1,2,2-Tetrachloroethane	63.11		5.	50.3		125.5	% REC	
Tetrachloroethene	58.82		5.	50.3		116.9	% REC	
Toluene	58.63		5.	50.3		116.6	% REC	
1,1,1-Trichloroethane	54.55		5.	50.3		108.4	% REC	
1,1,2-Trichloroethane	61.16		5.	50.3		121.6	% REC	
Trichloroethene	59.28		5.	50.3		117.9	% REC	

MB	Method Blank	AJ110			10/01/96	1410

Parameter/Test Description	QC Result	QC Result	Rep. Limit	True Value	Orig. Value	Calc. Result	Units	F
Acetone	ND		100.					
Benzene	1.00		1.					B
Bromodichloromethane	ND		5.					
Bromoform	ND		5.					
Bromomethane	ND		10.					
Methyl ethyl ketone (2-Butanone)	ND		100.					
Carbon disulfide	ND		5.					
Carbon tetrachloride	ND		5.					
Chlorobenzene	ND		5.					
Chloroethane	ND		10.					
2-Chloroethylvinyl ether	ND		10.					
Chloroform	ND		5.					
Chloromethane	ND		10.					
Dibromochloromethane	ND		5.					
1,1-Dichloroethane	ND		5.					
1,2-Dichloroethane	ND		5.					
1,1-Dichloroethene	ND		5.					
trans-1,2-Dichloroethene	ND		5.					
1,2-Dichloropropane	ND		5.					
cis-1,3-Dichloropropene	ND		5.					
trans-1,3-Dichloropropene	ND		5.					
Ethylbenzene	ND		5.					

The analytical results, opinions or interpretations contained in this report are based upon information and material supplied by the client for whose exclusive and confidential use this report has been made. The analytical results, opinions or interpretations expressed represent the best judgment of Core Laboratories. Core Laboratories, however, makes no warranty or representation, express or implied, of any type, and expressly disclaims same as to the productivity, proper operations or profitableness of any oil, gas, coal or other mineral, property, well or sand in connection with which such report is used or relied upon for any reason whatsoever. This report shall not be reproduced, in whole or in part, without the written approval of Core Laboratories.

CORE LABORATORIES

QUALITY CONTROL RESULTS

Job Number: 962675 Date: 10/16/96

CUSTOMER: Daniel B. Stephens & Associates PROJECT: 6033.2 ENRON-ROSWELL ATTN: Bob Marley

QC Type	Description	Reag. Code	Lab ID	Dilution Factor	Date	Time
MB	Method Blank	AJ110			10/01/96	1410

Parameter/Test Description	QC Result	QC Result	Rep. Limit	True Value	Orig. Value	Calc. Result	Units	F
2-Hexanone	ND		50.					
Methylene chloride	ND		5.					
4-Methyl-2-pentanone (MIBK)	ND		50.					
Styrene	ND		5.					
1,1,2,2-Tetrachloroethane	ND		5.					
Tetrachloroethene	ND		5.					
Toluene	ND		5.					
1,1,1-Trichloroethane	ND		5.					
1,1,2-Trichloroethane	ND		5.					
Trichloroethene	ND		5.					
Vinyl acetate	ND		50.					
Vinyl chloride	ND		10.					
Xylenes (total)	ND		5.					

Test Method.....: SW-846 8080 Batch.....: 13996 Analyst ...: smc
Method Description.: PCB Analysis Units.....: ug/L

MB	Method Blank	1947			10/02/96	1531

Parameter/Test Description	QC Result	QC Result	Rep. Limit	True Value	Orig. Value	Calc. Result	Units	F
Aroclor 1016	ND		0.5					
Aroclor 1221	ND		0.5					
Aroclor 1232	ND		0.5					
Aroclor 1242	ND		0.5					
Aroclor 1248	ND		0.5					
Aroclor 1254	ND		0.5					
Aroclor 1260	ND		0.5					
Aroclor 1262	ND		0.5					
Aroclor 1268	ND		0.5					

LCS	Laboratory Control Sample	P960923A		10	10/02/96	1600

Parameter/Test Description	QC Result	QC Result	Rep. Limit	True Value	Orig. Value	Calc. Result	Units	F
Aroclor 1016	0.213		0.5	0.20020		106.4	% REC	
Aroclor 1260	0.210		0.5	0.20020		104.9	% REC	

Test Method.....: SW-846 8240 Batch.....: 14040 Analyst ...: bfr
Method Description.: Volatile Organics Units.....: ug/L

MB	Method Blank	BJ103			10/01/96	1213

Parameter/Test Description	QC Result	QC Result	Rep. Limit	True Value	Orig. Value	Calc. Result	Units	F
Acetone	ND		100.					

The analytical results, opinions or interpretations contained in this report are based upon information and material supplied by the client for whose exclusive and confidential use this report has been made. The analytical results, opinions or interpretations expressed represent the best judgment of Core Laboratories. Core Laboratories, however, makes no warranty or representation, express or implied, of any type, and expressly disclaims same as to the productivity, proper operations or profitableness of any oil, gas, coal or other mineral, property, well or sand in connection with which such report is used or relied upon for any reason whatsoever. This report shall not be reproduced, in whole or in part, without the written approval of Core Laboratories

CORE LABORATORIES

QUALITY CONTROL RESULTS

Job Number: 962675 Date: 10/16/96

CUSTOMER: Daniel B. Stephens & Associates PROJECT: 6033.2 ENRON-ROSWELL ATTN: Bob Marley

QC Type	Description	Reag. Code	Lab ID	Dilution Factor	Date	Time
MB	Method Blank	BJ103			10/01/96	1213

Parameter/Test Description	QC Result	QC Result	Rep. Limit	True Value	Orig. Value	Calc. Result	Units	F
Benzene	ND		1.					
Bromodichloromethane	ND		5.					
Bromoform	ND		5.					
Bromomethane	ND		10.					
Methyl ethyl ketone (2-Butanone)	ND		100.					
Carbon disulfide	ND		5.					
Carbon tetrachloride	ND		5.					
Chlorobenzene	ND		5.					
Chloroethane	ND		10.					
2-Chloroethylvinyl ether	ND		10.					
Chloroform	ND		5.					
Chloromethane	ND		10.					
Dibromochloromethane	ND		5.					
1,1-Dichloroethane	ND		5.					
1,2-Dichloroethane	ND		5.					
1,1-Dichloroethene	ND		5.					
trans-1,2-Dichloroethene	ND		5.					
1,2-Dichloropropane	ND		5.					
cis-1,3-Dichloropropene	ND		5.					
trans-1,3-Dichloropropene	ND		5.					
Ethylbenzene	ND		5.					
2-Hexanone	ND		50.					
Methylene chloride	ND		5.					
4-Methyl-2-pentanone (MIBK)	ND		50.					
Styrene	ND		5.					
1,1,2,2-Tetrachloroethane	ND		5.					
Tetrachloroethene	ND		5.					
Toluene	ND		5.					
1,1,1-Trichloroethane	ND		5.					
1,1,2-Trichloroethane	ND		5.					
Trichloroethene	ND		5.					
Vinyl acetate	ND		50.					
Vinyl chloride	ND		10.					
Xylenes (total)	ND		5.					

MS	Matrix Spike	V961001D	962675-13		10/01/96	1646

Parameter/Test Description	QC Result	QC Result	Rep. Limit	True Value	Orig. Value	Calc. Result	Units	F
Benzene	50.86		1.	49.30	ND	103.2	% REC	
Chlorobenzene	52.59		5.	50.200	ND	104.8	% REC	
1,1-Dichloroethene	50.16		5.	48.95	ND	102.5	% REC	
Toluene	53.18		5.	50.100	ND	106.1	% REC	
Trichloroethene	51.83		5.	49.75	ND	104.2	% REC	

MSD	Matrix Spike Duplicate	V961001D	962675-13		10/01/96	1720

Parameter/Test Description	QC Result	QC Result	Rep. Limit	True Value	Orig. Value	Calc. Result	Units	F
Benzene	44.16	50.86	1.	49.30	ND	89.6	% REC	
						14.1	RPD	

The analytical results, opinions or interpretations contained in this report are based upon information and material supplied by the client for whose exclusive and confidential use this report has been made. The analytical results, opinions or interpretations expressed represent the best judgment of Core Laboratories. Core Laboratories, however, makes no warranty or representation, express or implied, of any type, and expressly disclaims same as to the productivity, proper operations or profitableness of any oil, gas, coal or other mineral property, well or sand in connection with which such report is used or relied upon for any reason whatsoever. This report shall not be reproduced, in whole or in part, without the written approval of Core Laboratories.

CORE LABORATORIES

QUALITY CONTROL RESULTS

Job Number: 962675 Date: 10/16/96

CUSTOMER: Daniel B. Stephens & Associates PROJECT: 6033.2 ENRON-ROSWELL ATTN: Bob Marley

QC Type	Description	Reag. Code	Lab ID	Dilution Factor	Date	Time
MSD	Matrix Spike Duplicate	V961001D	962675-13		10/01/96	1720

Parameter/Test Description	QC Result	QC Result	Rep. Limit	True Value	Orig. Value	Calc. Result	Units	F
Chlorobenzene	45.70	52.59	5.	50.200	ND	91.0	% REC	
						14.0	RPD	
1,1-Dichloroethene	43.75	50.16	5.	48.95	ND	89.4	% REC	
						13.7	RPD	
Toluene	45.61	53.18	5.	50.100	ND	91.0	% REC	
						15.3	RPD	
Trichloroethene	44.90	51.83	5.	49.75	ND	90.3	% REC	
						14.3	RPD	

Test Method.....: SW-846 8240 Batch.....: 14041 Analyst ...: bfr
Method Description.: Volatile Organics Units.....: ug/L

MB	Method Blank	BJ126			10/02/96	0155

Parameter/Test Description	QC Result	QC Result	Rep. Limit	True Value	Orig. Value	Calc. Result	Units	F
Tetrachloroethene	ND		5.					

Test Method.....: SW-846 8270 Batch.....: 14157 Analyst ...: dmj
Method Description.: Semivolatile Organics Units.....: ug/L

MB	Method Blank	MB1941			10/02/96	1731

Parameter/Test Description	QC Result	QC Result	Rep. Limit	True Value	Orig. Value	Calc. Result	Units	F
Acenaphthene	ND		10.					
Acenaphthylene	ND		10.					
Anthracene	ND		10.					
Benzidine	ND		50.					
Benzo(a)anthracene	ND		10.					
Benzo(b)fluoranthene	ND		10.					
Benzo(k)fluoranthene	ND		10.					
Benzo(ghi)perylene	ND		10.					
Benzo(a)pyrene	ND		10.					
Benzyl alcohol	ND		20.					
Butyl benzyl phthalate	ND		10.					
Bis(2-chloroethoxy)methane	ND		10.					
Bis(2-chloroethyl)ether	ND		10.					
Bis(2-chloroisopropyl)ether	ND		10.					
Bis(2-ethylhexyl)phthalate	ND		10.					
4-Bromophenyl phenyl ether	ND		10.					
4-Chloroaniline	ND		10.					
2-Chloronaphthalene	ND		10.					
4-Chlorophenyl phenyl ether	ND		10.					
Chrysene	ND		10.					
Dibenzo(a,h)anthracene	ND		10.					
Dibenzofuran	ND		10.					

The analytical results, opinions or interpretations contained in this report are based upon information and material supplied by the client for whose exclusive and confidential use this report has been made. The analytical results, opinions or interpretations expressed represent the best judgment of Core Laboratories. Core Laboratories, however, makes no warranty or representation, express or implied, of any type, and expressly disclaims same as to the productivity, proper operations or profitableness of any oil, gas, coal or other mineral property, well or sand in connection with which such report is used or relied upon for any reason whatsoever. This report shall not be reproduced, in whole or in part, without the written approval of Core Laboratories.

CORE LABORATORIES

QUALITY CONTROL RESULTS

Job Number: 962675 Date: 10/16/96

CUSTOMER: Daniel B. Stephens & Associates PROJECT: 6033.2 ENRON-ROSWELL ATTN: Bob Marley

QC Type	Description	Reag. Code	Lab ID	Dilution Factor	Date	Time
MB	Method Blank	MB1941			10/02/96	1731

Parameter/Test Description	QC Result	QC Result	Rep. Limit	True Value	Orig. Value	Calc. Result	Units	F
1,2-Dichlorobenzene	ND		10.					
1,3-Dichlorobenzene	ND		10.					
1,4-Dichlorobenzene	ND		10.					
3,3-Dichlorobenzidine	ND		20.					
Diethyl phthalate	ND		10.					
Dimethyl phthalate	ND		10.					
Di-n-butyl phthalate	ND		10.					
Di-n-octyl phthalate	ND		10.					
2,4-Dinitrotoluene	ND		10.					
2,6-Dinitrotoluene	ND		10.					
Fluoranthene	ND		10.					
Fluorene	ND		10.					
Hexachlorobenzene	ND		10.					
Hexachlorobutadiene	ND		10.					
Hexachlorocyclopentadiene	ND		10.					
Hexachloroethane	ND		10.					
Indeno(1,2,3-cd)pyrene	ND		10.					
Isophorone	ND		10.					
2-Methylnaphthalene	ND		10.					
Naphthalene	ND		10.					
o-Nitroaniline	ND		50.					
m-Nitroaniline	ND		50.					
p-Nitroaniline	ND		50.					
Nitrobenzene	ND		10.					
n-Nitrosodi-n-propylamine	ND		10.					
n-Nitrosodiphenylamine	ND		10.					
Phenanthrene	ND		10.					
Pyrene	ND		10.					
1,2,4-Trichlorobenzene	ND		10.					
Benzoic acid	ND		50.					
4-Chloro-3-methylphenol	ND		10.					
2-Chlorophenol	ND		10.					
2,4-Dichlorophenol	ND		10.					
2,4-Dimethylphenol	ND		10.					
2,4-Dinitrophenol	ND		50.					
2-Methyl-4,6-dinitrophenol	ND		50.					
2-Methylphenol (o-cresol)	ND		10.					
4-Methylphenol (p-cresol)	ND		10.					
2-Nitrophenol	ND		10.					
4-Nitrophenol	ND		50.					
Pentachlorophenol	ND		50.					
Phenol	ND		10.					
2,4,5-Trichlorophenol	ND		10.					
2,4,6-Trichlorophenol	ND		10.					

SB	Spiked Blank	B960906H			10/04/96	1904

Parameter/Test Description	QC Result	QC Result	Rep. Limit	True Value	Orig. Value	Calc. Result	Units	F
Acenaphthene	81.56		10.	100.0	ND	81.6	% REC	
1,4-Dichlorobenzene	47.88		10.	100.3	ND	47.7	% REC	
2,4-Dinitrotoluene	95.92		10.	100.1	ND	95.8	% REC	

The analytical results, opinions or interpretations contained in this report are based upon information and material supplied by the client for whose exclusive and confidential use this report has been made. The analytical results, opinions or interpretations expressed represent the best judgment of Core Laboratories. Core Laboratories, however, makes no warranty or representation, express or implied, of any type, and expressly disclaims same as to the productivity, proper operations or profitableness of any oil, gas, coal or other mineral property, well or sand in connection with which such report is used or relied upon for any reason whatsoever. This report shall not be reproduced, in whole or in part, without the written approval of Core Laboratories.

CORE LABORATORIES

QUALITY CONTROL RESULTS

Job Number: 962675 Date: 10/16/96

CUSTOMER: Daniel B. Stephens & Associates PROJECT: 6033.2 ENRON-ROSWELL ATTN: Bob Marley

QC Type	Description	Reag. Code	Lab ID	Dilution Factor	Date	Time
SB	Spiked Blank	B960906H			10/04/96	1904

Parameter/Test Description	QC Result	QC Result	Rep. Limit	True Value	Orig. Value	Calc. Result	Units	F
n-Nitrosodi-n-propylamine	83.03		10.	100.0	ND	83.0	% REC	
Pyrene	95.28		10.	100.1	ND	95.2	% REC	
1,2,4-Trichlorobenzene	56.91		10.	100.0	ND	56.9	% REC	
4-Chloro-3-methylphenol	85.60		10.	99.99	ND	85.6	% REC	
2-Chlorophenol	64.19		10.	99.94	ND	64.2	% REC	
4-Nitrophenol	35.99		50.	100.5	ND	35.8	% REC	
Pentachlorophenol	86.77		50.	99.98	ND	86.8	% REC	
Phenol	28.57		10.	99.92	ND	28.6	% REC	

SBD	Spiked Blank Duplicate	B960906H			10/04/96	2001

Parameter/Test Description	QC Result	QC Result	Rep. Limit	True Value	Orig. Value	Calc. Result	Units	F
Acenaphthene	82.88	81.56	10.	100.0	ND	82.9	% REC	
						1.6	RPD	
1,4-Dichlorobenzene	53.20	47.88	10.	100.3	ND	53.0	% REC	
						10.5	RPD	
2,4-Dinitrotoluene	95.13	95.92	10.	100.1	ND	95.0	% REC	
						0.8	RPD	
n-Nitrosodi-n-propylamine	85.04	83.03	10.	100.0	ND	85.0	% REC	
						2.4	RPD	
Pyrene	99.67	95.28	10.	100.1	ND	99.6	% REC	
						4.5	RPD	
1,2,4-Trichlorobenzene	62.11	56.91	10.	100.0	ND	62.1	% REC	
						8.7	RPD	
4-Chloro-3-methylphenol	86.83	85.60	10.	99.99	ND	86.8	% REC	
						1.4	RPD	
2-Chlorophenol	67.60	64.19	10.	99.94	ND	67.6	% REC	
						5.2	RPD	
4-Nitrophenol	37.11	35.99	50.	100.5	ND	36.9	% REC	
						3.1	RPD	
Pentachlorophenol	91.47	86.77	50.	99.98	ND	91.5	% REC	
						5.3	RPD	
Phenol	30.09	28.57	10.	99.92	ND	30.1	% REC	
						5.2	RPD	

Test Method.....: SW-846 8080 Batch.....: 14158 Analyst ...: smc
Method Description.: PCB Analysis Units.....: ug/L

MB	Method Blank	1970			10/07/96	1834

Parameter/Test Description	QC Result	QC Result	Rep. Limit	True Value	Orig. Value	Calc. Result	Units	F
Aroclor 1016	ND		0.5					
Aroclor 1221	ND		0.5					
Aroclor 1232	ND		0.5					
Aroclor 1242	ND		0.5					
Aroclor 1248	ND		0.5					
Aroclor 1254	ND		0.5					

The analytical results, opinions or interpretations contained in this report are based upon information and material supplied by the client for whose exclusive and confidential use this report has been made. The analytical results, opinions or interpretations expressed represent the best judgment of Core Laboratories. Core Laboratories, however, makes no warranty or representation, express or implied, of any type, and expressly disclaims same as to the productivity, proper operations or profitableness of any oil, gas, coal or other mineral, property, well or sand in connection with which such report is used or relied upon for any reason whatsoever. This report shall not be reproduced, in whole or in part, without the written approval of Core Laboratories.

CORE LABORATORIES

QUALITY CONTROL RESULTS

Job Number: 962675 Date: 10/16/96

CUSTOMER: Daniel B. Stephens & Associates PROJECT: 6033.2 ENRON-ROSWELL ATTN: Bob Marley

QC Type	Description	Reag. Code	Lab ID	Dilution Factor	Date	Time
MB	Method Blank	1970			10/07/96	1834

Parameter/Test Description	QC Result	QC Result	Rep. Limit	True Value	Orig. Value	Calc. Result	Units	F
Aroclor 1260	ND		0.5					
Aroclor 1262	ND		0.5					
Aroclor 1268	ND		0.5					

Test Method.....: SW-846 8270 Batch.....: 14202 Analyst ...: dmj
Method Description.: Semivolatile Organics Units.....: ug/L

QC Type	Description	Reag. Code	Lab ID	Dilution Factor	Date	Time
MB	Method Blank	MB1969			10/08/96	1721

Parameter/Test Description	QC Result	QC Result	Rep. Limit	True Value	Orig. Value	Calc. Result	Units	F
Acenaphthene	ND		10.					
Acenaphthylene	ND		10.					
Anthracene	ND		10.					
Benzidine	ND		50.					
Benzo(a)anthracene	ND		10.					
Benzo(b)fluoranthene	ND		10.					
Benzo(k)fluoranthene	ND		10.					
Benzo(ghi)perylene	ND		10.					
Benzo(a)pyrene	ND		10.					
Benzyl alcohol	ND		20.					
Butyl benzyl phthalate	ND		10.					
Bis(2-chloroethoxy)methane	ND		10.					
Bis(2-chloroethyl)ether	ND		10.					
Bis(2-chloroisopropyl)ether	ND		10.					
Bis(2-ethylhexyl)phthalate	ND		10.					
4-Bromophenyl phenyl ether	ND		10.					
4-Chloroaniline	ND		10.					
2-Chloronaphthalene	ND		10.					
4-Chlorophenyl phenyl ether	ND		10.					
Chrysene	ND		10.					
Dibenzo(a,h)anthracene	ND		10.					
Dibenzofuran	ND		10.					
1,2-Dichlorobenzene	ND		10.					
1,3-Dichlorobenzene	ND		10.					
1,4-Dichlorobenzene	ND		10.					
3,3-Dichlorobenzidine	ND		20.					
Diethyl phthalate	ND		10.					
Dimethyl phthalate	ND		10.					
Di-n-butyl phthalate	75.31		10.					B
Di-n-octyl phthalate	ND		10.					
2,4-Dinitrotoluene	ND		10.					
2,6-Dinitrotoluene	ND		10.					
Fluoranthene	ND		10.					
Fluorene	ND		10.					
Hexachlorobenzene	ND		10.					
Hexachlorobutadiene	ND		10.					
Hexachlorocyclopentadiene	ND		10.					
Hexachloroethane	ND		10.					
Indeno(1,2,3-cd)pyrene	ND		10.					

The analytical results, opinions or interpretations contained in this report are based upon information and material supplied by the client for whose exclusive and confidential use this report has been made. The analytical results, opinions or interpretations expressed represent the best judgment of Core Laboratories. Core Laboratories, however, makes no warranty or representation, express or implied, of any type, and expressly disclaims same as to the productivity, proper operations or profitableness of any oil, gas, coal or other mineral property, well or sand in connection with which such report is used or relied upon for any reason whatsoever. This report shall not be reproduced, in whole or in part, without the written approval of Core Laboratories.

CORE LABORATORIES

QUALITY CONTROL RESULTS

Job Number: 962675 Date: 10/16/96

CUSTOMER: Daniel B. Stephens & Associates PROJECT: 6033.2 ENRON-ROSWELL ATTN: Bob Marley

QC Type	Description	Reag. Code	Lab ID	Dilution Factor	Date	Time
MB	Method Blank	MB1969			10/08/96	1721

Parameter/Test Description	QC Result	QC Result	Rep. Limit	True Value	Orig. Value	Calc. Result	Units	F
Isophorone	ND		10.					
2-Methylnaphthalene	ND		10.					
Naphthalene	ND		10.					
o-Nitroaniline	ND		50.					
m-Nitroaniline	ND		50.					
p-Nitroaniline	ND		50.					
Nitrobenzene	ND		10.					
n-Nitrosodi-n-propylamine	ND		10.					
n-Nitrosodiphenylamine	ND		10.					
Phenanthrene	ND		10.					
Pyrene	ND		10.					
1,2,4-Trichlorobenzene	ND		10.					
Benzoic acid	ND		50.					
4-Chloro-3-methylphenol	ND		10.					
2-Chlorophenol	ND		10.					
2,4-Dichlorophenol	ND		10.					
2,4-Dimethylphenol	ND		10.					
2,4-Dinitrophenol	ND		50.					
2-Methyl-4,6-dinitrophenol	ND		50.					
2-Methylphenol (o-cresol)	ND		10.					
4-Methylphenol (p-cresol)	ND		10.					
2-Nitrophenol	ND		10.					
4-Nitrophenol	ND		50.					
Pentachlorophenol	ND		50.					
Phenol	ND		10.					
2,4,5-Trichlorophenol	ND		10.					
2,4,6-Trichlorophenol	ND		10.					

The analytical results, opinions or interpretations contained in this report are based upon information and material supplied by the client for whose exclusive and confidential use this report has been made. The analytical results, opinions or interpretations expressed represent the best judgment of Core Laboratories. Core Laboratories, however, makes no warranty or representation, express or implied, of any type, and expressly disclaims same as to the productivity, proper operations or profitableness of any oil, gas, coal or other mineral property, well or sand in connection with which such report is used or relied upon for any reason whatsoever. This report shall not be reproduced, in whole or in part, without the written approval of Core Laboratories.

CORE LABORATORIES

SURROGATE RECOVERIES REPORT

Job Number.: 962675 Report Date: 10/16/96

CUSTOMER: Daniel B. Stephens & Associates PROJECT: 6033.2 ENRON-ROSWELL ATTN: Bob Marley

Method.....: SW-846 8240 Batch.....: 13900
Method Code.....: 8240 Analyst.....: tdw

Surrogate	Units
4-Bromofluorobenzene	ug/L

Lab ID	Matrix	QC Type	Dilution	Result	True Value	Percent Recovery	Flag	Date	Time
		RS		48.60	50.179	96.9		10/01/96	1232
		MB		47.68	50.179	95.0		10/01/96	1410
962677-1				49.54	50.179	98.7		10/01/96	1446
962677-2				49.76	50.179	99.2		10/01/96	1519
962675-1				48.84	50.179	97.3		10/01/96	1551
962675-2				47.60	50.179	94.9		10/01/96	1624

Surrogate	Units
Dibromofluoromethane	ug/L

Lab ID	Matrix	QC Type	Dilution	Result	True Value	Percent Recovery	Flag	Date	Time
		RS		50.83	50.219	101.2		10/01/96	1232
		MB		50.13	50.219	99.8		10/01/96	1410
962677-1				51.81	50.219	103.2		10/01/96	1446
962677-2				52.26	50.219	104.1		10/01/96	1519
962675-1				52.57	50.219	104.7		10/01/96	1551
962675-2				52.64	50.219	104.8		10/01/96	1624

Surrogate	Units
Toluene-d8	ug/L

Lab ID	Matrix	QC Type	Dilution	Result	True Value	Percent Recovery	Flag	Date	Time
		RS		49.60	50.204	98.8		10/01/96	1232
		MB		48.60	50.204	96.8		10/01/96	1410
962677-1				49.52	50.204	98.6		10/01/96	1446
962677-2				49.95	50.204	99.5		10/01/96	1519
962675-1				48.82	50.204	97.2		10/01/96	1551
962675-2				48.76	50.204	97.1		10/01/96	1624

The analytical results, opinions or interpretations contained in this report are based upon information and material supplied by the client for whose exclusive and confidential use this report has been made. The analytical results, opinions or interpretations expressed represent the best judgment of Core Laboratories. Core Laboratories, however, makes no warranty or representation, express or implied, of any type, and expressly disclaims same as to the productivity, proper operations or profitableness of any oil, gas, coal or other mineral, property, well or sand in connection with which such report is used or relied upon for any reason whatsoever. This report shall not be reproduced, in whole or in part, without the written approval of Core Laboratories.

CORE LABORATORIES

SURROGATE RECOVERIES REPORT

Job Number.: 962675 Report Date: 10/16/96

CUSTOMER: Daniel B. Stephens & Associates PROJECT: 6033.2 ENRON-ROSWELL ATTN: Bob Marley

Method.....: SW-846 8080 Batch.....: 13996
Method Code.....: 8080PC Analyst.....: smc

Surrogate	Units
2,4,5,6-Tetrachloro-m-xylene	ug/L

Lab ID	Matrix	QC Type	Dilution	Result	True Value	Percent Recovery	Flag	Date	Time
		MB		0.0172	0.02004	86		10/02/96	1531
		LCS		0.0203	0.02004	101		10/02/96	1600
962675-1				0.0186	0.02004	93		10/02/96	1629
962675-2				0.0212	0.02004	106		10/02/96	1658
962677-1				0.0200	0.02004	100		10/02/96	1727
962677-2				0.0216	0.02004	108		10/02/96	1756
962701-7				0.0210	0.02004	105		10/02/96	1825

Surrogate	Units
4,4'-Dichlorobiphenyl	ug/L

Lab ID	Matrix	QC Type	Dilution	Result	True Value	Percent Recovery	Flag	Date	Time
		MB		0.0183	0.02004	91		10/02/96	1531
		LCS		0.0192	0.02004	96		10/02/96	1600
962675-1				0.0197	0.02004	98		10/02/96	1629
962675-2				0.0210	0.02004	105		10/02/96	1658
962677-1				0.0205	0.02004	102		10/02/96	1727
962677-2				0.0217	0.02004	108		10/02/96	1756
962701-7				0.0202	0.02004	101		10/02/96	1825

Method.....: SW-846 8240 Batch.....: 14040
Method Code.....: 8240 Analyst.....: bfr

Surrogate	Units
4-Bromofluorobenzene	ug/L

Lab ID	Matrix	QC Type	Dilution	Result	True Value	Percent Recovery	Flag	Date	Time
	Solid	MB		46.85	50.179	93.4		10/01/96	1213
962675-3	Solid			50.84	50.179	101.3		10/01/96	1315
962675-4	Solid			47.10	50.179	93.9		10/01/96	1350
962675-5	Solid			46.53	50.179	92.7		10/01/96	1425
962675-6	Solid			47.37	50.179	94.4		10/01/96	1459
962675-7	Solid			46.86	50.179	93.4		10/01/96	1535
962675-13	Solid			46.16	50.179	92.0		10/01/96	1611
962675-13	Solid	MS		46.30	50.179	92.3		10/01/96	1646
962675-13	Solid	MSD		46.97	50.179	93.6		10/01/96	1720
962701-6	Solid			46.81	50.179	93.3		10/01/96	1755

The analytical results, opinions or interpretations contained in this report are based upon information and material supplied by the client for whose exclusive and confidential use this report has been made. The analytical results, opinions or interpretations expressed represent the best judgment of Core Laboratories. Core Laboratories, however, makes no warranty or representation, express or implied, of any type, and expressly disclaims same as to the productivity, proper operations or profitableness of any oil, gas, coal or other mineral property, well or sand in connection with which such report is used or relied upon for any reason whatsoever. This report shall not be reproduced, in whole or in part, without the written approval of Core Laboratories.

CORE LABORATORIES

S U R R O G A T E R E C O V E R I E S R E P O R T

Job Number.: 962675 | Report Date: 10/16/96

CUSTOMER: Daniel B. Stephens & Associates | PROJECT: 6033.2 ENRON-ROSWELL | ATTN: Bob Marley

Surrogate	Units
Dibromofluoromethane	ug/L

Lab ID	Matrix	QC Type	Dilution	Result	True Value	Percent Recovery	Flag	Date	Time
	Solid	MB		48.25	50.219	96.1		10/01/96	1213
962675-3	Solid			49.89	50.219	99.3		10/01/96	1315
962675-4	Solid			47.97	50.219	95.5		10/01/96	1350
962675-5	Solid			46.51	50.219	92.6		10/01/96	1425
962675-6	Solid			46.36	50.219	92.3		10/01/96	1459
962675-7	Solid			46.56	50.219	92.7		10/01/96	1535
962675-13	Solid			45.79	50.219	91.2		10/01/96	1611
962675-13	Solid	MS		45.57	50.219	90.7		10/01/96	1646
962675-13	Solid	MSD		46.38	50.219	92.4		10/01/96	1720
962701-6	Solid			47.32	50.219	94.2		10/01/96	1755

Surrogate	Units
Toluene-d8	ug/L

Lab ID	Matrix	QC Type	Dilution	Result	True Value	Percent Recovery	Flag	Date	Time
	Solid	MB		47.95	50.204	95.5		10/01/96	1213
962675-3	Solid			57.51	50.204	114.6		10/01/96	1315
962675-4	Solid			48.07	50.204	95.7		10/01/96	1350
962675-5	Solid			47.84	50.204	95.3		10/01/96	1425
962675-6	Solid			47.61	50.204	94.8		10/01/96	1459
962675-7	Solid			48.17	50.204	95.9		10/01/96	1535
962675-13	Solid			46.82	50.204	93.3		10/01/96	1611
962675-13	Solid	MS		47.18	50.204	94.0		10/01/96	1646
962675-13	Solid	MSD		47.17	50.204	94.0		10/01/96	1720
962701-6	Solid			47.27	50.204	94.2		10/01/96	1755

Method.....: SW-846 8240 | Batch.....: 14041
Method Code.....: 8240 | Analyst.....: bfr

Surrogate	Units
4-Bromofluorobenzene	ug/L

Lab ID	Matrix	QC Type	Dilution	Result	True Value	Percent Recovery	Flag	Date	Time
	Solid	MB		47.93	50.179	95.5		10/02/96	0155
962675-3	Solid		5	49.63	50.179	98.9		10/02/96	0228

The analytical results, opinions or interpretations contained in this report are based upon information and material supplied by the client for whose exclusive and confidential use this report has been made. The analytical results, opinions or interpretations expressed represent the best judgment of Core Laboratories. Core Laboratories, however, makes no warranty or representation, express or implied, of any type, and expressly disclaims same as to the productivity, proper operations or profitableness of any oil, gas, coal or other mineral, property, well or sand in connection with which such report is used or relied upon for any reason whatsoever. This report shall not be reproduced, in whole or in part, without the written approval of Core Laboratories.

CORE LABORATORIES

SURROGATE RECOVERIES REPORT

Job Number.: 962675 Report Date: 10/16/96

CUSTOMER: Daniel B. Stephens & Associates PROJECT: 6033.2 ENRON-ROSWELL ATTN: Bob Marley

Surrogate	Units
Dibromofluoromethane	ug/L

Lab ID	Matrix	QC Type	Dilution	Result	True Value	Percent Recovery	Flag	Date	Time
	Solid	MB		46.96	50.219	93.5		10/02/96	0155
962675-3	Solid		5	48.39	50.219	96.4		10/02/96	0228

Surrogate	Units
Toluene-d8	ug/L

Lab ID	Matrix	QC Type	Dilution	Result	True Value	Percent Recovery	Flag	Date	Time
	Solid	MB		47.77	50.204	95.2		10/02/96	0155
962675-3	Solid		5	53.58	50.204	106.7		10/02/96	0228

Method.....: SW-846 8270 Batch.....: 14157
Method Code.....: 8270 Analyst.....: dmj

Surrogate	Units
2,4,6-Tribromophenol	ug/L

Lab ID	Matrix	QC Type	Dilution	Result	True Value	Percent Recovery	Flag	Date	Time
		MB	1.00	84.08	100.01	84		10/02/96	1731
		SB	1.00	95.34	100.01	95		10/04/96	1904
		SBD	1.00	95.40	100.01	95		10/04/96	2001
962675-1			1.00	96.40	100.01	96		10/04/96	2156
962675-2			1.00	96.60	100.01	97		10/04/96	2253
962677-1			1.00	96.29	100.01	96		10/04/96	2349
962677-2			1.00	95.01	100.01	95		10/05/96	0047
962701-7			1.00	88.45	100.01	88		10/07/96	1446

Surrogate	Units
2-Fluorobiphenyl	ug/L

Lab ID	Matrix	QC Type	Dilution	Result	True Value	Percent Recovery	Flag	Date	Time
		MB	1.00	35.62	50.01	71		10/02/96	1731
		SB	1.00	37.06	50.01	74		10/04/96	1904
		SBD	1.00	39.29	50.01	79		10/04/96	2001
962675-1			1.00	44.18	50.01	88		10/04/96	2156
962675-2			1.00	41.62	50.01	83		10/04/96	2253
962677-1			1.00	40.90	50.01	82		10/04/96	2349
962677-2			1.00	40.73	50.01	81		10/05/96	0047
962701-7			1.00	38.67	50.01	77		10/07/96	1446

The analytical results, opinions or interpretations contained in this report are based upon information and material supplied by the client for whose exclusive and confidential use this report has been made. The analytical results, opinions or interpretations expressed represent the best judgment of Core Laboratories. Core Laboratories, however, makes no warranty or representation, express or implied, of any type, and expressly disclaims same as to the productivity, proper operations or profitableness of any oil, gas, coal or other mineral property, well or sand, in connection with which such report is used or relied upon for any reason whatsoever. This report shall not be reproduced, in whole or in part, without the written approval of Core Laboratories.

CORE LABORATORIES

SURROGATE RECOVERIES REPORT

Job Number.: 962675

Report Date: 10/16/96

CUSTOMER: Daniel B. Stephens & Associates **PROJECT:** 6033.2 ENRON-ROSWELL **ATTN:** Bob Marley

Surrogate	Units
2-Fluorophenol	ug/L

Lab ID	Matrix	QC Type	Dilution	Result	True Value	Percent Recovery	Flag	Date	Time
		MB	1.00	41.58	100.00	42		10/02/96	1731
		SB	1.00	38.64	100.00	39		10/04/96	1904
		SBD	1.00	40.59	100.00	41		10/04/96	2001
962675-1			1.00	48.51	100.00	49		10/04/96	2156
962675-2			1.00	47.37	100.00	47		10/04/96	2253
962677-1			1.00	44.46	100.00	44		10/04/96	2349
962677-2			1.00	46.19	100.00	46		10/05/96	0047
962701-7			1.00	44.94	100.00	45		10/07/96	1446

Surrogate	Units
Nitrobenzene-d5	ug/L

Lab ID	Matrix	QC Type	Dilution	Result	True Value	Percent Recovery	Flag	Date	Time
		MB	1.00	34.50	50.05	69		10/02/96	1731
		SB	1.00	36.02	50.05	72		10/04/96	1904
		SBD	1.00	38.12	50.05	76		10/04/96	2001
962675-1			1.00	42.10	50.05	84		10/04/96	2156
962675-2			1.00	40.64	50.05	81		10/04/96	2253
962677-1			1.00	39.78	50.05	79		10/04/96	2349
962677-2			1.00	39.37	50.05	79		10/05/96	0047
962701-7			1.00	38.03	50.05	76		10/07/96	1446

Surrogate	Units
Phenol-d6	ug/L

Lab ID	Matrix	QC Type	Dilution	Result	True Value	Percent Recovery	Flag	Date	Time
		MB	1.00	29.08	100.02	29		10/02/96	1731
		SB	1.00	29.32	100.02	29		10/04/96	1904
		SBD	1.00	30.98	100.02	31		10/04/96	2001
962675-1			1.00	35.90	100.02	36		10/04/96	2156
962675-2			1.00	34.23	100.02	34		10/04/96	2253
962677-1			1.00	33.22	100.02	33		10/04/96	2349
962677-2			1.00	34.05	100.02	34		10/05/96	0047
962701-7			1.00	31.13	100.02	31		10/07/96	1446

Surrogate	Units
Terphenyl-d14	ug/L

Lab ID	Matrix	QC Type	Dilution	Result	True Value	Percent Recovery	Flag	Date	Time
		MB	1.00	47.08	50.00	94		10/02/96	1731

The analytical results, opinions or interpretations contained in this report are based upon information and material supplied by the client for whose exclusive and confidential use this report has been made. The analytical results, opinions or interpretations expressed represent the best judgment of Core Laboratories. Core Laboratories, however, makes no warranty or representation, express or implied, of any type, and expressly disclaims same as to the productivity, proper operations or profitableness of any oil, gas, coal or other mineral, property, well or sand in connection with which such report is used or relied upon for any reason whatsoever. This report shall not be reproduced, in whole or in part, without the written approval of Core Laboratories.

CORE LABORATORIES

SURROGATE RECOVERIES REPORT

Job Number.: 962675 Report Date: 10/16/96

CUSTOMER: Daniel B. Stephens & Associates PROJECT: 6033.2 ENRON-ROSWELL ATTN: Bob Marley

Surrogate	Units
Terphenyl-d14	ug/L

Lab ID	Matrix	QC Type	Dilution	Result	True Value	Percent Recovery	Flag	Date	Time
		SB	1.00	49.81	50.00	100		10/04/96	1904
		SBD	1.00	51.73	50.00	103		10/04/96	2001
962675-1			1.00	44.70	50.00	89		10/04/96	2156
962675-2			1.00	40.66	50.00	81		10/04/96	2253
962677-1			1.00	52.10	50.00	104		10/04/96	2349
962677-2			1.00	43.62	50.00	87		10/05/96	0047
962701-7			1.00	43.66	50.00	87		10/07/96	1446

Method.....: SW-846 8080 Batch.....: 14158
Method Code.....: 8080PC Analyst.....: smc

Surrogate	Units
2,4,5,6-Tetrachloro-m-xylene	ug/L

Lab ID	Matrix	QC Type	Dilution	Result	True Value	Percent Recovery	Flag	Date	Time
	Solid	MB		0.0236	0.02004	118		10/07/96	1834
962675-3	Solid			0.0217	0.02004	108		10/07/96	1903
962675-4	Solid			0.0153	0.02004	76		10/07/96	1956
962675-5	Solid			0.0104	0.02004	52	X	10/08/96	1159
962675-6	Solid			0.0155	0.02004	77		10/07/96	2054
962675-7	Solid			0.0205	0.02004	102		10/07/96	2123
962675-13	Solid			0.0172	0.02004	86		10/07/96	2152
962701-6	Solid			0.0168	0.02004	84		10/07/96	2221

Surrogate	Units
4,4'-Dichlorobiphenyl	ug/L

Lab ID	Matrix	QC Type	Dilution	Result	True Value	Percent Recovery	Flag	Date	Time
	Solid	MB		0.0222	0.02004	111		10/07/96	1834
962675-3	Solid			0.00797	0.02004	40	X	10/07/96	1903
962675-4	Solid			0.0150	0.02004	75		10/07/96	1956
962675-5	Solid			0.0134	0.02004	67		10/08/96	1159
962675-6	Solid			0.0152	0.02004	76		10/07/96	2054
962675-7	Solid			0.0184	0.02004	92		10/07/96	2123
962675-13	Solid			0.0148	0.02004	74		10/07/96	2152
962701-6	Solid			0.0157	0.02004	78		10/07/96	2221

The analytical results, opinions or interpretations contained in this report are based upon information and material supplied by the client for whose exclusive and confidential use this report has been made. The analytical results, opinions or interpretations expressed represent the best judgment of Core Laboratories. Core Laboratories, however, makes no warranty or representation, express or implied, of any type, and expressly disclaims same as to the productivity, proper operations or profitableness of any oil, gas, coal or other mineral property, well or sand in connection with which such report is used or relied upon for any reason whatsoever. This report shall not be reproduced, in whole or in part, without the written approval of Core Laboratories.

CORE LABORATORIES

SURROGATE RECOVERIES REPORT

Job Number.: 962675 Report Date: 10/16/96

CUSTOMER: Daniel B. Stephens & Associates PROJECT: 6033.2 ENRON-ROSWELL ATTN: Bob Marley

Method.....: SW-846 8270 Batch.....: 14202
Method Code.....: 8270 Analyst.....: dmj

Surrogate	Units
2,4,6-Tribromophenol	ug/L

Lab ID	Matrix	QC Type	Dilution	Result	True Value	Percent Recovery	Flag	Date	Time
	Solid	MB	1.00	95.14	100.01	95		10/08/96	1721
962675-4	Solid		1.00	100.26	100.01	100		10/08/96	2304
962675-5	Solid		1.00	97.80	100.01	98		10/09/96	0002
962675-6	Solid		1.00	98.09	100.01	98		10/09/96	0058
962675-7	Solid		1.00	98.66	100.01	99		10/09/96	0156
962675-3	Solid		10.00	6.81	100.01	68		10/09/96	0211
962675-13	Solid		1.00	88.98	100.01	89		10/09/96	0309
962701-6	Solid		1.00	89.57	100.01	90		10/09/96	0406

Surrogate	Units
2-Fluorobiphenyl	ug/L

Lab ID	Matrix	QC Type	Dilution	Result	True Value	Percent Recovery	Flag	Date	Time
	Solid	MB	1.00	45.08	50.01	90		10/08/96	1721
962675-4	Solid		1.00	47.26	50.01	95		10/08/96	2304
962675-5	Solid		1.00	46.18	50.01	92		10/09/96	0002
962675-6	Solid		1.00	42.93	50.01	86		10/09/96	0058
962675-7	Solid		1.00	38.80	50.01	78		10/09/96	0156
962675-3	Solid		10.00	3.54	50.01	71		10/09/96	0211
962675-13	Solid		1.00	45.31	50.01	91		10/09/96	0309
962701-6	Solid		1.00	42.40	50.01	85		10/09/96	0406

Surrogate	Units
2-Fluorophenol	ug/L

Lab ID	Matrix	QC Type	Dilution	Result	True Value	Percent Recovery	Flag	Date	Time
	Solid	MB	1.00	92.19	100.00	92		10/08/96	1721
962675-4	Solid		1.00	92.74	100.00	93		10/08/96	2304
962675-5	Solid		1.00	92.60	100.00	93		10/09/96	0002
962675-6	Solid		1.00	82.81	100.00	83		10/09/96	0058
962675-7	Solid		1.00	83.81	100.00	84		10/09/96	0156
962675-3	Solid		10.00	6.90	100.00	69		10/09/96	0211
962675-13	Solid		1.00	94.48	100.00	94		10/09/96	0309
962701-6	Solid		1.00	87.22	100.00	87		10/09/96	0406

The analytical results, opinions or interpretations contained in this report are based upon information and material supplied by the client for whose exclusive and confidential use this report has been made. The analytical results, opinions or interpretations expressed represent the best judgment of Core Laboratories. Core Laboratories, however, makes no warranty or representation, express or implied, of any type, and expressly disclaims same as to the productivity, proper operations or profitableness of any oil, gas, coal or other mineral, property, well or sand in connection with which such report is used or relied upon for any reason whatsoever. This report shall not be reproduced, in whole or in part, without the written approval of Core Laboratories.

CORE LABORATORIES

SURROGATE RECOVERIES REPORT

Job Number.: 962675 Report Date: 10/16/96

CUSTOMER: Daniel B. Stephens & Associates PROJECT: 6033.2 ENRON-ROSWELL ATTN: Bob Marley

Surrogate	Units
Nitrobenzene-d5	ug/L

Lab ID	Matrix	QC Type	Dilution	Result	True Value	Percent Recovery	Flag	Date	Time
	Solid	MB	1.00	45.12	50.05	90		10/08/96	1721
962675-4	Solid		1.00	45.93	50.05	92		10/08/96	2304
962675-5	Solid		1.00	45.47	50.05	91		10/09/96	0002
962675-6	Solid		1.00	39.92	50.05	80		10/09/96	0058
962675-7	Solid		1.00	38.60	50.05	77		10/09/96	0156
962675-3	Solid		10.00	3.44	50.05	69		10/09/96	0211
962675-13	Solid		1.00	43.87	50.05	88		10/09/96	0309
962701-6	Solid		1.00	41.05	50.05	82		10/09/96	0406

Surrogate	Units
Phenol-d6	ug/L

Lab ID	Matrix	QC Type	Dilution	Result	True Value	Percent Recovery	Flag	Date	Time
	Solid	MB	1.00	92.66	100.02	93		10/08/96	1721
962675-4	Solid		1.00	95.76	100.02	96		10/08/96	2304
962675-5	Solid		1.00	94.73	100.02	95		10/09/96	0002
962675-6	Solid		1.00	87.10	100.02	87		10/09/96	0058
962675-7	Solid		1.00	85.22	100.02	85		10/09/96	0156
962675-3	Solid		10.00	7.29	100.02	73		10/09/96	0211
962675-13	Solid		1.00	93.75	100.02	94		10/09/96	0309
962701-6	Solid		1.00	89.71	100.02	90		10/09/96	0406

Surrogate	Units
Terphenyl-d14	ug/L

Lab ID	Matrix	QC Type	Dilution	Result	True Value	Percent Recovery	Flag	Date	Time
	Solid	MB	1.00	51.74	50.00	103		10/08/96	1721
962675-4	Solid		1.00	52.62	50.00	105		10/08/96	2304
962675-5	Solid		1.00	52.05	50.00	104		10/09/96	0002
962675-6	Solid		1.00	54.09	50.00	108		10/09/96	0058
962675-7	Solid		1.00	50.10	50.00	100		10/09/96	0156
962675-3	Solid		10.00	4.54	50.00	91		10/09/96	0211
962675-13	Solid		1.00	49.00	50.00	98		10/09/96	0309
962701-6	Solid		1.00	48.68	50.00	97		10/09/96	0406

The analytical results, opinions or interpretations contained in this report are based upon information and material supplied by the client for whose exclusive and confidential use this report has been made. The analytical results, opinions or interpretations expressed represent the best judgment of Core Laboratories. Core Laboratories, however, makes no warranty or representation, express or implied, of any type, and expressly disclaims same as to the productivity, proper operations or profitableness of any oil, gas, coal or other mineral, property, well or sand in connection with which such report is used or relied upon for any reason whatsoever. This report shall not be reproduced, in whole or in part, without the written approval of Core Laboratories.

CORE LABORATORIES

QUALITY ASSURANCE METHODS

REFERENCES AND NOTES

Report Date: 10/16/96

Volatile Organics

Method 602/8020

Surrogate Recovery Limits

	Water	Soil
Bromofluorobenzene	89-110%	78-123%

Spike/Spike Duplicate Recovery Limits

	Water	Soil
Benzene	39-150%	75-125%
Ethylbenzene	32-160%	60-140%
Toluene	46-148%	70-130%
Xylenes	75-125%	61-139%

Method 8015 Modified

Spike/Spike Duplicate Recovery Limits

	Water	Soil
TVPH	81-124%	48-152%
TEPH	54-135%	54-135%

Method 624/8240/8260

Surrogate Recovery Limits

	Water	Soil
Dibromofluoromethane	86-118%	80-120%
Toluene-(d8)	88-110%	81-117%
4-Bromofluorobenzene	86-115%	74-121%

Spike/Spike Duplicate Recovery & RPD Limits

	Water		Soil	
	Recovery	RPD	Recovery	RPD
1,1-Dichloroethene	61-145%	14	59-172%	22
Trichloroethene	71-120%	14	62-137%	24
Benzene	76-127%	11	66-142%	21
Toluene	76-125%	13	59-139%	21
Chlorobenzene	75-130%	13	60-133%	21

Pesticides/PCB Organics

Method 608/8080

Surrogate Recovery Limits

	Water	Soil
Tetrachloro-m-xylene	60-150%	60-150%
4,4'-Dichlorobiphenyl	60-150%	60-150%

Method 8140

Surrogate Recovery Limits

	Water	Soil
Tributylphosphate	36-152%	36-152%
Triphenylphosphate	40-152%	40-152%

Base/Neutral/Acid Organics

Method 625/8270

Surrogate Recovery Limits

	Water	Soil
Nitrobenzene-d5	35-114%	23-120%
2-Fluorobiphenyl	43-116%	30-115%
4-Terphenyl-d14	33-141%	18-137%
Phenol-d6	10-94%	24-113%
2-Fluorophenol	21-100%	25-121%
2,4,6-Tribromophenol	10-123%	19-122%

The analytical results, opinions or interpretations contained in this report are based upon information and material supplied by the client for whose exclusive and confidential use this report has been made. The analytical results, opinions or interpretations expressed represent the best judgment of Core Laboratories. Core Laboratories, however, makes no warranty or representation, express or implied, of any type, and expressly disclaims same as to the productivity, proper operations or profitableness of any oil, gas, coal or other mineral, property, well or sand in connection with which such report is used or relied upon for any reason whatsoever. This report shall not be reproduced, in whole or in part, without the written approval of Core Laboratories.

QUALITY ASSURANCE METHODS

REFERENCES AND NOTES

Report Date: 10/16/96

Matrix Spike/Matrix Spike Duplicate Recovery & RPD Limits

	Water		Soil	
	Recovery	RPD	Recovery	RPD
Phenol	12-110%	42	26-90%	35
2-Chlorophenol	27-123%	40	25-102%	50
1,4-Dichlorobenzene	36-97%	28	28-104%	27
N-Nitroso-di-n-propylamine	41-116%	38	41-126%	38
1,2,4-Trichlorobenzene	39-98%	28	38-107%	23
4-Chloro-3-methylphenol	23-97%	42	26-103%	33
Acenaphthene	46-118%	31	31-137%	19
4-Nitrophenol	10-80%	50	11-114%	50
2,4-Dintrotoluene	24-96%	38	28-89%	47
Pentachlorophenol	9-103%	50	17-109%	47
Pyrene	26-127%	31	35-142%	36

The analytical results, opinions or interpretations contained in this report are based upon information and material supplied by the client for whose exclusive and confidential use this report has been made. The analytical results, opinions or interpretations expressed represent the best judgment of Core Laboratories. Core Laboratories, however, makes no warranty or representation, express or implied, of any type, and expressly disclaims same as to the productivity, proper operations or profitableness of any oil, gas, coal or other mineral property, well or sand in connection with which such report is used or relied upon for any reason whatsoever. This report shall not be reproduced, in whole or in part, without the written approval of Core Laboratories.

CORE LABORATORIES

QUALITY ASSURANCE METHODS

REFERENCES AND NOTES

Report Date: 10/16/96

(1) EPA 600/4-79-020, Methods for Chemical Analysis of Water and Wastes, March 1983

(2) EPA SW-846, Test Methods for Evaluating Solid Waste, Third Edition, 1989

(3) Standard Methods for The Examination of Water and Wastewater, 17th Edition, 1989

(4) EPA 600/4-80-032, Prescribed Procedures For Measurement Of Radioactivity In Drinking Water, August 1980

(5) EPA 600/8-78-017, Microbiological Methods For Monitoring The Environment, December 1978

(6) Federal Register, July 1, 1990 (40 CFR Part 136)

(7) EPA 600/4-88-03, Methods For The Determination of Organics Compounds in Drinking Water, December 1988

(8) U.S.G.S. Methods For Determination of Inorganic Substances In Water And Fluvial Sediments, Book 5, Chapter A1, 1985

(9) Federal Register, Friday, June 7, 1991 (40 CFR Parts 141 & 142)

(10) Standard Methods For The Examination of Water and Wastewater, 16th Edition, 1985

(11) ASTM, Section 11 Water and Environmental Technology, Volume 11.01 Water (1), 1991

(12) Methods of Soil Analysis, American Society of Agronomy, Agronomy No. 9, 1965

(13) EPA SW-846, Test Methods For Evaluating Solid Waste, Third Edition, Revision 1, November 1990

(14) ASTM, Section 5, Petroleum Products, Lubricants, and Fossil Fuels, Volume 05.05, Gaseous Fuels, Coal, and Coke

(15) EPA 600/2-78-054, Field and Laboratory Methods Applicable To Overburdens and Mine Soils, March 1978

(16) ASTM, Part 19, Soils and Rocks; Building Stones, 1981

Comments: Data in the QA report may differ from final results due to digestion and/or dilution of sample into analytical ranges. The "Time Analyzed" in the QA report refers to the start time of the analytical batch which may not reflect the actual time of each analysis. The "Date Analyzed" is the actual date of analysis. Results for soil and sludge samples are reported on a wet weight basis (i.e. not corrected for percent moisture) unless otherwise indicated.

NC = Not Calculable Due to Value(s) lower than the Detection Limit.

BLANK QC SAMPLE IDENTIFICATION

The analytical results, opinions or interpretations contained in this report are based upon information and material supplied by the client for whose exclusive and confidential use this report has been made. The analytical results, opinions or interpretations expressed represent the best judgment of Core Laboratories. Core Laboratories, however, makes no warranty or representation, express or implied, of any type, and expressly disclaims same as to the productivity, proper operations or profitableness of any oil, gas, coal or other mineral, property, well or sand in connection with which such report is used or relied upon for any reason whatsoever. This report shall not be reproduced, in whole or in part, without the written approval of Core Laboratories.

MB	Method Blank
ICB	Initial Calibration Blank
CCB	Continuing Calibration Blank

SPIKE QC SAMPLE IDENTIFICATION

MS	Method (Matrix) Spike
MSD	Method (Matrix) Spike Duplicate
PDS	Post Digestion Spike
SB	Spiked Blank
SBD	Spike Blank Duplicate

REFERENCE STANDARD QC SAMPLE IDENTIFICATION

LCS	Laboratory Control Standard
RS	Reference Standard
ICV	Initial Calibration Verification Standard
CCV	Continuing Calibration Verification Standard
ISA/ISB	ICP Interface Check Sample
ICL	Initial Calibration/Laboratory Control Sample
DSC	Distilled Standard Check

DUPLICATE QC SAMPLE IDENTIFICATION

MD	Method (Matrix) Duplicate
ED	Extraction Duplicate
DD	Digestion Duplicate

Analyses performed by a subcontract laboratory are indicated on the analytical and/or quality control reports under "technician" using the following codes:

SUBCONTRACT LABORATORY	CODE
Core Laboratories - Anaheim, CA	* AN
Core Laboratories - Casper, WY	* CA
Core Laboratories - Corpus Christi, TX	* CC
Core Laboratories - Houston, TX	* HP
Core Laboratories - Lake Charles, LA	* LC
Core Laboratories - Long Beach, CA	* LB
Other Subcontract Laboratories	* XX

EXPLANATION OF DATA FLAGS

B - This flag is used to indicate that an analyte is present in the method blank as well as in the sample. It indicates that the client should consider this when evaluating the results.

D - This flag indicates that surrogates were diluted out of calibration range and cannot be quantified.

E - Indicates that a sample result is an estimate because the concentration exceeded the calibration range of the instrument.

I - Used to indicate matrix interference.

J - Indicates that a value is an estimate. It is used when a compound is determined to be present based on the mass spectral data, but at a concentration less than the practical quantitation limit of the method.

The analytical results, opinions or interpretations contained in this report are based upon information and material supplied by the client for whose exclusive and confidential use this report has been made. The analytical results, opinions or interpretations expressed represent the best judgment of Core Laboratories. Core Laboratories, however, makes no warranty or representation, express or implied, of any type, and expressly disclaims same as to the productivity, proper operations or profitableness of any oil, gas, other mineral, property, well or sand in connection with which such report is used or relied upon for any reason whatsoever. This report shall not be reproduced, in whole or in part, without the written approval of Core Laboratories.

QUALITY ASSURANCE METHODS

REFERENCES AND NOTES

Report Date: 10/16/96

This flag is also used when estimating the concentration of a tentatively identified compound.

X - Indicates that a surrogate recovery is outside the specified quality control limits.

Y - Used to identify a spike or spike duplicate recovery that is outside the specified quality control limits.

Z - Indicates a relative percent difference for a spike and spike duplicate is outside the specified quality control limits.

* - Indicates a relative percent difference for a duplicate analysis is outside the specified quality control limits.

^ - Used to indicate that a standard is outside specified quality control limits.

The analytical results, opinions or interpretations contained in this report are based upon information and material supplied by the client for whose exclusive and confidential use this report has been made. The analytical results, opinions or interpretations expressed represent the best judgment of Core Laboratories. Core Laboratories, however, makes no warranty or representation, express or implied, of any type, and expressly disclaims same as to the productivity, proper operations or profitableness of any oil, gas, coal or other mineral property, well or sand in connection with which such report is used or relied upon for any reason whatsoever. This report shall not be reproduced, in whole or in part, without the written approval of Core Laboratories.

Job Number 962584
October 18, 1996

CORE LABORATORIES

ANALYTICAL REPORT

JOB NUMBER: 962584

Prepared For:

Daniel B. Stephens & Associates
6020 Academy NE
Suite 100
Albuquerque, NM 87109

Attention: Bob Marley

Date: 10/18/96

Don Morris
Signature

October 18, 1996
Date

Name: Don L. Morris

Title: Project Manager

CORE LABORATORIES, INC.
10703 East Bethany Drive
Aurora, CO 80014

PHONE: (303) 751-1780
FAX: (303) 751-1784

The analytical results, opinions or interpretations contained in this report are based upon information and material supplied by the client for whose exclusive and confidential use this report has been made. The analytical results, opinions or interpretations expressed represent the best judgment of Core Laboratories. Core Laboratories, however, makes no warranty or representation, express or implied, of any type, and expressly disclaims same as to the productivity, proper operations or profitableness of any oil, gas, coal or other mineral, property, well or sand in connection with which such report is used or relied upon for any reason whatsoever. This report shall not be reproduced, in whole or in part, without the written approval of Core Laboratories.

CORELAB

CORE LABORATORIES, INC.

No. 77450

CHAIN OF CUSTODY RECORD

CUSTOMER INFORMATION

COMPANY: Daniel B. Stephens + Assoc., Inc
SEND REPORT TO: attn: Bob Marley
ADDRESS: 6020 Academy NE
Suite 100
Albuquerque, NM 87109
PHONE: (505) 822-9400
FAX: (505) 822-7788

PROJECT INFORMATION

PROJECT NAME/NUMBER: Enron-Roswell / 6033.3

BILLING INFORMATION

BILL TO: George Robinson
Enron Environmental Affairs
ADDRESS: 1400 Smith St.
Houston, TX 77021
PHONE: (713) 646-7327
FAX:
PO NO.:

LAB JOB NO. 962584

SAMPLE NO.	SAMPLE DESCRIPTION	SAMPLE DATE	SAMPLE TIME	SAMPLE MATRIX	CONTAINER	PRESERV.	NUMBER OF CONTAINERS	8080 PCBs	8270	Cl, SO4, T. Alkalinity	Total Metals (Pres. w/ HNO3)	TDS	NO2 + NO3 (Pres. w/ H2SO4)	8240 VOCs	REMARKS / PRECAUTIONS
1	MW-12	9/17/96	1415	Water	Amber glass	None	1	X							
2	MW-12	9/17/96	1415	Water	"	None	1		X						
3,4	MW-12	9/17/96	1415	Water	1000 mL Plastic	HNO3, None	2			X	X				1 bottle for each analysis
5,6	MW-12	9/17/96	1415	Water	500 and 250 mL plastic	None, H2SO4	2					X	X		1 bottle for each analysis
7,8,9	MW-12	9/17/96	1415	Water	glass	HCl	3							X	
10,11,12	MW-07	9/17/96	1300	Water	glass	HCl	3							X	
13,14	MW-07	9/18/96	1135	Water	Amber glass	None	2	X	X						1 bottle for each Analysis
15,16	MW-07	9/18/96	1135	Water	1000 mL plastic	HNO3, None	2			X	X				1 bottle for each Analysis
17	MW-07	9/18/96	1135	Water	500 mL plastic	None	1					X			
18	MW-07	9/18/96	1135	Water	250 mL plastic	H2SO4	1						X		temp 5.5°C

SAMPLER: Tracy L. Roth
SHIPMENT METHOD: Fed Ex
AIRBILL NO.: 6725568006

REQUIRED TURNAROUND:* ☐ SAME DAY ☐ 24 HOURS ☐ 48 HOURS ☐ 72 HOURS ☐ 5 DAYS ☐ 10 DAYS ☒ ROUTINE OTHER 672

1. RELINQUISHED BY:	DATE	2. RELINQUISHED BY:	DATE	3. RELINQUISHED BY:	DATE
SIGNATURE: Tracy L. Roth	9/18/96	SIGNATURE:		SIGNATURE:	
PRINTED NAME/COMPANY: Tracy L. Roth / Daniel B. Stephens + Assoc., Inc.	TIME 1600	PRINTED NAME/COMPANY:	TIME	PRINTED NAME/COMPANY:	TIME
1. RECEIVED BY:	**DATE**	**2. RECEIVED BY:**	**DATE**	**3. RECEIVED BY:**	**DATE**
SIGNATURE: Michelle Weatherford	9/19/96	SIGNATURE:		SIGNATURE:	
PRINTED NAME/COMPANY: CORE	TIME 0835	PRINTED NAME/COMPANY:	TIME	PRINTED NAME/COMPANY:	TIME

* RUSH TURNAROUND MAY REQUIRE SURCHARGE

☐ **Anaheim, CA** 1250 E. Gene Autry Way, Anaheim, CA 92805, (714) 937-1094 Fax (714) 937-1170
☐ **Aurora, CO** 10703 E. Bethany Drive, Aurora, CO 80014, (303) 751-1780 Fax (303) 751-1784
☐ **Casper, WY** 420 W. First Street, Casper, WY 82601, (307) 235-5741 Fax (307) 266-1676
☐ **Corpus Christi, TX** 1733 N. Padre Island Drive, Corpus Christi, TX 78408, (512) 289-2673 Fax (512) 289-2471
☐ **Edison, NJ** 284 Raritan Center Parkway, Edison, NJ 08837, (908) 225-6700 Fax (908) 225-6777
☐ **Houston, TX (Env)** 6310 Rothway Drive, Houston, TX 77040, (713) 690-4444 Fax (713) 690-5646
☐ **Houston, TX (Pet)** 8210 Mosley Road, Houston, TX 77075, (713) 943-9776 Fax (713) 943-3846
☐ **Indianapolis, IN** 7726 Moller Road, Indianapolis, IN 46268, (317) 875-5894 Fax (317) 872-6189
☐ **Lake Charles, LA** 3645 Beglis Parkway, Sulphur, LA 70663, (318) 583-4926 Fax (318) 583-4929
☐ **Long Beach, CA** 3700 Cherry Avenue, Long Beach, CA 90807, (310) 595-8401 Fax (310) 427-5174
☐ **Tampa, FL** 5460 Beaumont Center Blvd., Tampa, FL 33634, (813)884-8268 Fax (813) 885-4938
☐ **Valparaiso, IN** 2400 Cumberland Drive, Valparaiso, IN 46383, (219) 464-2389 Fax (219) 462-2953

ORIGINAL

CORE LABORATORIES

Sample Delivery Group Narrative

October 17, 1996

Customer: Daniel B. Stevens and Associates
Project: 6033.3 ENRON-ROSWELL
Core Laboratories Project Number: 962584

During the analysis and subsequent data review, it was noted that the method duplicate on sample 962377-060 for barium and manganese were outside of the normal acceptance limits for method duplicates. Upon review of the data, no definitive answer was found to explain the variance although a nonhomogeneous sample matrix is suspected to be a contributing factor. Under a normal CLP reporting format, these values and all associated values would be flagged with an "*" on the final report.

Linda L. Benkers
QA/QC Coordinator

Timothy L. Kellogg
Laboratory Supervisor

The analytical results, opinions or interpretations contained in this report are based upon information and material supplied by the client for whose exclusive and confidential use this report has been made. The analytical results, opinions or interpretations expressed represent the best judgment of Core Laboratories. Core Laboratories, however, makes no warranty or representation, express or implied, of any type, and expressly disclaims same as to the productivity, proper operations or profitableness of any oil, gas, coal or other mineral property, well or sand in connection with which such report is used or relied upon for any reason whatsoever. This report shall not be reproduced, in whole or in part, without the written approval of Core Laboratories.

CORE LABORATORIES

SAMPLE INFORMATION
Date: 10/18/96

Job Number.: 962584
Customer ..: Daniel B. Stephens & Associates
Attn.....: Bob Marley

Project Number.....: 96000156
Customer Project ID....: 6033.3 ENRON-ROSWELL
Project Description....: DB Stevens/Enron

Laboratory Sample ID	Customer Sample ID	Sample Matrix	Date Sampled	Time Sampled	Date Received	Time Received
962584-1	MW-12	Water	09/17/96	14:15	09/19/96	08:35
962584-2	MW-07	Water	09/17/96	11:35	09/19/96	08:35

The analytical results, opinions or interpretations contained in this report are based upon information and material supplied by the client for whose exclusive and confidential use this report has been made. The analytical results, opinions or interpretations expressed represent the best judgment of Core Laboratories. Core Laboratories, however, makes no warranty or representation, express or implied, of any type, and expressly disclaims same as to the productivity, proper operations or profitableness of any oil, gas, [illegible] or other mineral property, well or sand in connection with which such report is used or relied upon for any reason whatsoever. This report shall not be reproduced, in whole or in part, without the written approval of Core Laboratories.

CORE LABORATORIES

LABORATORY TEST RESULTS

Job Number: 962584 Date: 10/18/96

CUSTOMER: Daniel B. Stephens & Associates PROJECT: 6033.3 ENRON-ROSWELL ATTN: Bob Marley

Customer Sample ID: MW-12
Date Sampled.....: 09/17/96
Time Sampled.....: 14:15
Sample Matrix.....: Water

Laboratory Sample ID: 962584-1
Date Received.....: 09/19/96
Time Received.....: 08:35

TEST METHOD	PARAMETER/TEST DESCRIPTION	SAMPLE RESULT	REPORTING LIMIT	UNITS	DATE	TECH
EPA 310.1	Alkalinity, Total as CaCO3, Unfilt.	110	5	mg/L CaCO3	09/27/96	sgm
EPA 325.2	Chloride, Unfilt.	431	2	mg/L	10/01/96	dme
EPA 353.2	Nitrate + Nitrite as N, Unfilt.	0.36	0.05	mg/L	09/27/96	dme
EPA 160.1	Solids, Total Dissolved (TDS), Filt.	3670	10	mg/L	09/24/96	dme
EPA 375.2	Sulfate (SO4), Unfilt.	1810	200	mg/L	09/30/96	dme
SW-846 3010	Acid Digestion, Total Metals, Total	Complete			09/23/96	lmt
SW-846 6010A	Arsenic (As), Total	<0.05	0.05	mg/L	09/24/96	smh
SW-846 6010A	Barium (Ba), Total	0.02	0.01	mg/L	09/24/96	smh
SW-846 6010A	Cadmium (Cd), Total	<0.005	0.005	mg/L	09/24/96	smh
SW-846 6010A	Calcium (Ca), Total	688	0.2	mg/L	09/24/96	smh
SW-846 6010A	Chromium (Cr), Total	<0.01	0.01	mg/L	09/24/96	smh
SW-846 6010A	Lead (Pb), Total	<0.003	0.003	mg/L	09/24/96	smh
SW-846 6010A	Magnesium (Mg), Total	127	0.1	mg/L	09/24/96	smh
SW-846 6010A	Manganese (Mn), Total	0.13	0.01	mg/L	09/24/96	smh
SW-846 7470	Mercury (Hg), Total	<0.0002	0.0002	mg/L	09/27/96	lmt
SW-846 6010A	Potassium (K), Total	16	5	mg/L	09/24/96	smh
SW-846 6010A	Selenium (Se), Total	<0.01	0.01	mg/L	09/24/96	smh
SW-846 6010A	Silver (Ag), Total	<0.01	0.01	mg/L	09/24/96	smh
SW-846 6010A	Sodium (Na), Total	247	1	mg/L	09/24/96	smh
SW-846 3510B	Extraction (Sep. Funnel) PCBs					
	Separatory Funnel Liq/Liq Extraction	Complete			09/24/96	jbd
SW-846 8080	PCB Analysis					
	Aroclor 1016	ND	0.5	ug/L	09/27/96	smc
	Aroclor 1221	ND	0.5	ug/L	09/27/96	smc
	Aroclor 1232	ND	0.5	ug/L	09/27/96	smc
	Aroclor 1242	ND	0.5	ug/L	09/27/96	smc
	Aroclor 1248	ND	0.5	ug/L	09/27/96	smc
	Aroclor 1254	ND	0.5	ug/L	09/27/96	smc

The analytical results, opinions or interpretations contained in this report are based upon information and material supplied by the client for whose exclusive and confidential use this report has been made. The analytical results, opinions or interpretations expressed represent the best judgment of Core Laboratories. Core Laboratories, however, makes no warranty or representation, express or implied, of any type, and expressly disclaims same as to the productivity, proper operations or profitableness of any oil, gas, coal or other mineral, property, well or sand in connection with which such report is used or relied upon for any reason whatsoever. This report shall not be reproduced, in whole or in part, without the written approval of Core Laboratories.

CORELAB

CORE LABORATORIES

LABORATORY TEST RESULTS

Job Number: 962584 Date: 10/18/96

CUSTOMER: Daniel B. Stephens & Associates PROJECT: 6033.3 ENRON-ROSWELL ATTN: Bob Marley

Customer Sample ID: MW-12
Date Sampled.....: 09/17/96
Time Sampled.....: 14:15
Sample Matrix.....: Water

Laboratory Sample ID: 962584-1
Date Received.....: 09/19/96
Time Received.....: 08:35

TEST METHOD	PARAMETER/TEST DESCRIPTION	SAMPLE RESULT	REPORTING LIMIT	UNITS	DATE	TECH
	Aroclor 1260	ND	0.5	ug/L	09/27/96	smc
	Aroclor 1262	ND	0.5	ug/L	09/27/96	smc
	Aroclor 1268	ND	0.5	ug/L	09/27/96	smc
SW-846 3510B	Extraction (Sep. Funnel) SVOC					
	Separatory Funnel Liq/Liq Extraction	Complete			09/24/96	jbd
SW-846 8270	Semivolatile Organics					
	Acenaphthene	ND	10.	ug/L	09/30/96	mla
	Acenaphthylene	ND	10.	ug/L	09/30/96	mla
	Anthracene	ND	10.	ug/L	09/30/96	mla
	Benzidine	ND	50.	ug/L	09/30/96	mla
	Benzo(a)anthracene	ND	10.	ug/L	09/30/96	mla
	Benzo(b)fluoranthene	ND	10.	ug/L	09/30/96	mla
	Benzo(k)fluoranthene	ND	10.	ug/L	09/30/96	mla
	Benzo(ghi)perylene	ND	10.	ug/L	09/30/96	mla
	Benzo(a)pyrene	ND	10.	ug/L	09/30/96	mla
	Benzyl alcohol	ND	20.	ug/L	09/30/96	mla
	Butyl benzyl phthalate	ND	10.	ug/L	09/30/96	mla
	Bis(2-chloroethoxy)methane	ND	10.	ug/L	09/30/96	mla
	Bis(2-chloroethyl)ether	ND	10.	ug/L	09/30/96	mla
	Bis(2-chloroisopropyl)ether	ND	10.	ug/L	09/30/96	mla
	Bis(2-ethylhexyl)phthalate	ND	10.	ug/L	09/30/96	mla
	4-Bromophenyl phenyl ether	ND	10.	ug/L	09/30/96	mla
	4-Chloroaniline	ND	10.	ug/L	09/30/96	mla
	2-Chloronaphthalene	ND	10.	ug/L	09/30/96	mla
	4-Chlorophenyl phenyl ether	ND	10.	ug/L	09/30/96	mla
	Chrysene	ND	10.	ug/L	09/30/96	mla
	Dibenzo(a,h)anthracene	ND	10.	ug/L	09/30/96	mla
	Dibenzofuran	ND	10.	ug/L	09/30/96	mla
	1,2-Dichlorobenzene	ND	10.	ug/L	09/30/96	mla
	1,3-Dichlorobenzene	ND	10.	ug/L	09/30/96	mla
	1,4-Dichlorobenzene	ND	10.	ug/L	09/30/96	mla
	3,3-Dichlorobenzidine	ND	20.	ug/L	09/30/96	mla
	Diethyl phthalate	ND	10.	ug/L	09/30/96	mla
	Dimethyl phthalate	ND	10.	ug/L	09/30/96	mla
	Di-n-butyl phthalate	ND	10.	ug/L	09/30/96	mla
	Di-n-octyl phthalate	ND	10.	ug/L	09/30/96	mla
	2,4-Dinitrotoluene	ND	10.	ug/L	09/30/96	mla
	2,6-Dinitrotoluene	ND	10.	ug/L	09/30/96	mla
	Fluoranthene	ND	10.	ug/L	09/30/96	mla
	Fluorene	ND	10.	ug/L	09/30/96	mla
	Hexachlorobenzene	ND	10.	ug/L	09/30/96	mla
	Hexachlorobutadiene	ND	10.	ug/L	09/30/96	mla
	Hexachlorocyclopentadiene	ND	10.	ug/L	09/30/96	mla
	Hexachloroethane	ND	10.	ug/L	09/30/96	mla
	Indeno(1,2,3-cd)pyrene	ND	10.	ug/L	09/30/96	mla
	Isophorone	ND	10.	ug/L	09/30/96	mla
	2-Methylnaphthalene	ND	10.	ug/L	09/30/96	mla

The analytical results, opinions or interpretations contained in this report are based upon information and material supplied by the client for whose exclusive and confidential use this report has been made. The analytical results, opinions or interpretations expressed represent the best judgment of Core Laboratories. Core Laboratories, however, makes no warranty or representation, express or implied, of any type, and expressly disclaims same as to the productivity, proper operations or profitableness of any oil, gas, coal or other mineral property, well or sand in connection with which such report is used or relied upon for any reason whatsoever. This report shall not be reproduced, in whole or in part, without written approval of Core Laboratories.

CORE LABORATORIES

LABORATORY TEST RESULTS

Job Number: 962584 Date: 10/18/96

CUSTOMER: Daniel B. Stephens & Associates PROJECT: 6033.3 ENRON-ROSWELL ATTN: Bob Marley

Customer Sample ID: MW-12
Date Sampled.....: 09/17/96
Time Sampled.....: 14:15
Sample Matrix.....: Water

Laboratory Sample ID: 962584-1
Date Received.....: 09/19/96
Time Received.....: 08:35

TEST METHOD	PARAMETER/TEST DESCRIPTION	SAMPLE RESULT	REPORTING LIMIT	UNITS	DATE	TECH
	Naphthalene	ND	10.	ug/L	09/30/96	mla
	o-Nitroaniline	ND	50.	ug/L	09/30/96	mla
	m-Nitroaniline	ND	50.	ug/L	09/30/96	mla
	p-Nitroaniline	ND	50.	ug/L	09/30/96	mla
	Nitrobenzene	ND	10.	ug/L	09/30/96	mla
	n-Nitrosodi-n-propylamine	ND	10.	ug/L	09/30/96	mla
	n-Nitrosodiphenylamine	ND	10.	ug/L	09/30/96	mla
	Phenanthrene	ND	10.	ug/L	09/30/96	mla
	Pyrene	ND	10.	ug/L	09/30/96	mla
	1,2,4-Trichlorobenzene	ND	10.	ug/L	09/30/96	mla
	Benzoic acid	ND	50.	ug/L	09/30/96	mla
	4-Chloro-3-methylphenol	ND	10.	ug/L	09/30/96	mla
	2-Chlorophenol	ND	10.	ug/L	09/30/96	mla
	2,4-Dichlorophenol	ND	10.	ug/L	09/30/96	mla
	2,4-Dimethylphenol	ND	10.	ug/L	09/30/96	mla
	2,4-Dinitrophenol	ND	50.	ug/L	09/30/96	mla
	2-Methyl-4,6-dinitrophenol	ND	50.	ug/L	09/30/96	mla
	2-Methylphenol (o-cresol)	ND	10.	ug/L	09/30/96	mla
	4-Methylphenol (p-cresol)	ND	10.	ug/L	09/30/96	mla
	2-Nitrophenol	ND	10.	ug/L	09/30/96	mla
	4-Nitrophenol	ND	50.	ug/L	09/30/96	mla
	Pentachlorophenol	ND	50.	ug/L	09/30/96	mla
	Phenol	ND	10.	ug/L	09/30/96	mla
	2,4,5-Trichlorophenol	ND	10.	ug/L	09/30/96	mla
	2,4,6-Trichlorophenol	ND	10.	ug/L	09/30/96	mla
SW-846 8240	Volatile Organics					
	Acetone	ND	100.	ug/L	09/24/96	tdw
	Benzene	760	50	ug/L	09/25/96	tdw
	Bromodichloromethane	ND	5.	ug/L	09/24/96	tdw
	Bromoform	ND	5.	ug/L	09/24/96	tdw
	Bromomethane	ND	10.	ug/L	09/24/96	tdw
	Methyl ethyl ketone (2-Butanone)	ND	100.	ug/L	09/24/96	tdw
	Carbon disulfide	ND	5.	ug/L	09/24/96	tdw
	Carbon tetrachloride	ND	5.	ug/L	09/24/96	tdw
	Chlorobenzene	ND	5.	ug/L	09/24/96	tdw
	Chloroethane	ND	10.	ug/L	09/24/96	tdw
	2-Chloroethylvinyl ether	ND	10.	ug/L	09/24/96	tdw
	Chloroform	ND	5.	ug/L	09/24/96	tdw
	Chloromethane	ND	10.	ug/L	09/24/96	tdw
	Dibromochloromethane	ND	5.	ug/L	09/24/96	tdw
	1,1-Dichloroethane	ND	5.	ug/L	09/24/96	tdw
	1,2-Dichloroethane	ND	5.	ug/L	09/24/96	tdw
	1,1-Dichloroethene	ND	5.	ug/L	09/24/96	tdw
	trans-1,2-Dichloroethene	ND	5.	ug/L	09/24/96	tdw
	1,2-Dichloropropane	ND	5.	ug/L	09/24/96	tdw
	cis-1,3-Dichloropropene	ND	5.	ug/L	09/24/96	tdw
	trans-1,3-Dichloropropene	ND	5.	ug/L	09/24/96	tdw
	Ethylbenzene	ND	5.	ug/L	09/24/96	tdw

The analytical results, opinions or interpretations contained in this report are based upon information and material supplied by the client for whose exclusive and confidential use this report has been made. The analytical results, opinions or interpretations expressed represent the best judgment of Core Laboratories. Core Laboratories, however, makes no warranty or representation, express or implied, of any type, and expressly disclaims same as to the productivity, proper operations or profitableness of any oil, gas, coal or other mineral, property, well or sand in connection with which such report is used or relied upon for any reason whatsoever. This report shall not be reproduced, in whole or in part, without the written approval of Core Laboratories.

CORE LABORATORIES

LABORATORY TEST RESULTS

Job Number: 962584 Date: 10/18/96

CUSTOMER: Daniel B. Stephens & Associates PROJECT: 6033.3 ENRON-ROSWELL ATTN: Bob Marley

Customer Sample ID: MW-12
Date Sampled.....: 09/17/96
Time Sampled.....: 14:15
Sample Matrix.....: Water

Laboratory Sample ID: 962584-1
Date Received.....: 09/19/96
Time Received.....: 08:35

TEST METHOD	PARAMETER/TEST DESCRIPTION	SAMPLE RESULT	REPORTING LIMIT	UNITS	DATE	TECH
	2-Hexanone	ND	50.	ug/L	09/24/96	tdw
	Methylene chloride	ND	5.	ug/L	09/24/96	tdw
	4-Methyl-2-pentanone (MIBK)	ND	50.	ug/L	09/24/96	tdw
	Styrene	ND	5.	ug/L	09/24/96	tdw
	1,1,2,2-Tetrachloroethane	ND	5.	ug/L	09/24/96	tdw
	Tetrachloroethene	ND	5.	ug/L	09/24/96	tdw
	Toluene	ND	5.	ug/L	09/24/96	tdw
	1,1,1-Trichloroethane	ND	5.	ug/L	09/24/96	tdw
	1,1,2-Trichloroethane	ND	5.	ug/L	09/24/96	tdw
	Trichloroethene	ND	5.	ug/L	09/24/96	tdw
	Vinyl acetate	ND	50.	ug/L	09/24/96	tdw
	Vinyl chloride	ND	10.	ug/L	09/24/96	tdw
	Xylenes (total)	52	5.	ug/L	09/24/96	tdw

The analytical results, opinions or interpretations contained in this report are based upon information and material supplied by the client for whose exclusive and confidential use this report has been made. The analytical results, opinions or interpretations expressed represent the best judgment of Core Laboratories. Core Laboratories, however, makes no warranty or representation, express or implied, of any type, and expressly disclaims same as to the productivity, proper operations or profitableness of any oil, gas, coal or other mineral, property, well or sand in connection with which such report is used or relied upon for any reason whatsoever. This report shall not be reproduced, in whole or in part, without the written approval of Core Laboratories.

CORE LABORATORIES

LABORATORY TEST RESULTS

Job Number: 962584 Date: 10/18/96

CUSTOMER: Daniel B. Stephens & Associates PROJECT: 6033.3 ENRON-ROSWELL ATTN: Bob Marley

Customer Sample ID: MW-07
Date Sampled.....: 09/17/96
Time Sampled.....: 11:35
Sample Matrix.....: Water

Laboratory Sample ID: 962584-2
Date Received.....: 09/19/96
Time Received.....: 08:35

TEST METHOD	PARAMETER/TEST DESCRIPTION	SAMPLE RESULT	REPORTING LIMIT	UNITS	DATE	TECH
EPA 310.1	Alkalinity, Total as CaCO3, Unfilt.	110	5	mg/L CaCO3	09/27/96	sgm
EPA 325.2	Chloride, Unfilt.	273	5	mg/L	10/01/96	dme
EPA 353.2	Nitrate + Nitrite as N, Unfilt.	0.07	0.05	mg/L	09/27/96	dme
EPA 160.1	Solids, Total Dissolved (TDS), Filt.	3760	10	mg/L	09/24/96	dme
EPA 375.2	Sulfate (SO4), Unfilt.	2140	200	mg/L	09/30/96	dme
SW-846 3010	Acid Digestion, Total Metals, Total	Complete			09/23/96	lmt
SW-846 6010A	Arsenic (As), Total	<0.05	0.05	mg/L	09/24/96	smh
SW-846 6010A	Barium (Ba), Total	0.02	0.01	mg/L	09/24/96	smh
SW-846 6010A	Cadmium (Cd), Total	<0.005	0.005	mg/L	09/24/96	smh
SW-846 6010A	Calcium (Ca), Total	648	0.2	mg/L	09/24/96	smh
SW-846 6010A	Chromium (Cr), Total	<0.01	0.01	mg/L	09/24/96	smh
SW-846 6010A	Lead (Pb), Total	<0.003	0.003	mg/L	09/24/96	smh
SW-846 6010A	Magnesium (Mg), Total	198	0.1	mg/L	09/24/96	smh
SW-846 6010A	Manganese (Mn), Total	1.40	0.01	mg/L	09/24/96	smh
SW-846 7470	Mercury (Hg), Total	<0.0002	0.0002	mg/L	09/27/96	lmt
SW-846 6010A	Potassium (K), Total	20	5	mg/L	09/24/96	smh
SW-846 6010A	Selenium (Se), Total	<0.01	0.01	mg/L	09/24/96	smh
SW-846 6010A	Silver (Ag), Total	<0.01	0.01	mg/L	09/24/96	smh
SW-846 6010A	Sodium (Na), Total	145	2	mg/L	09/24/96	smh
SW-846 3510B	Extraction (Sep. Funnel) PCBs Separatory Funnel Liq/Liq Extraction	Complete			09/24/96	jbd
SW-846 8080	PCB Analysis					
	Aroclor 1016	ND	0.5	ug/L	09/27/96	smc
	Aroclor 1221	ND	0.5	ug/L	09/27/96	smc
	Aroclor 1232	ND	0.5	ug/L	09/27/96	smc
	Aroclor 1242	ND	0.5	ug/L	09/27/96	smc
	Aroclor 1248	ND	0.5	ug/L	09/27/96	smc
	Aroclor 1254	ND	0.5	ug/L	09/27/96	smc

The analytical results, opinions or interpretations contained in this report are based upon information and material supplied by the client for whose exclusive and confidential use this report has been made. The analytical results, opinions or interpretations expressed represent the best judgment of Core Laboratories. Core Laboratories, however, makes no warranty or representation, express or implied, of any type, and expressly disclaims same as to the productivity, proper operations or profitableness of any oil, gas, coal or other mineral property, well or sand in connection with which such report is used or relied upon for any reason whatsoever. This report shall not be reproduced, in whole or in part, without the written approval of Core Laboratories.

CORELAB

CORE LABORATORIES

LABORATORY TEST RESULTS

Job Number: 962584 Date: 10/18/96

CUSTOMER: Daniel B. Stephens & Associates PROJECT: 6033.3 ENRON-ROSWELL ATTN: Bob Marley

Customer Sample ID: MW-07
Date Sampled.....: 09/17/96
Time Sampled.....: 11:35
Sample Matrix.....: Water

Laboratory Sample ID: 962584-2
Date Received.....: 09/19/96
Time Received.....: 08:35

TEST METHOD	PARAMETER/TEST DESCRIPTION	SAMPLE RESULT	REPORTING LIMIT	UNITS	DATE	TECH
	Aroclor 1260	ND	0.5	ug/L	09/27/96	smc
	Aroclor 1262	ND	0.5	ug/L	09/27/96	smc
	Aroclor 1268	ND	0.5	ug/L	09/27/96	smc
SW-846 3510B	Extraction (Sep. Funnel) SVOC					
	Separatory Funnel Liq/Liq Extraction	Complete			09/24/96	jbd
SW-846 8270	Semivolatile Organics					
	Acenaphthene	ND	10.	ug/L	09/30/96	mla
	Acenaphthylene	ND	10.	ug/L	09/30/96	mla
	Anthracene	ND	10.	ug/L	09/30/96	mla
	Benzidine	ND	50.	ug/L	09/30/96	mla
	Benzo(a)anthracene	ND	10.	ug/L	09/30/96	mla
	Benzo(b)fluoranthene	ND	10.	ug/L	09/30/96	mla
	Benzo(k)fluoranthene	ND	10.	ug/L	09/30/96	mla
	Benzo(ghi)perylene	ND	10.	ug/L	09/30/96	mla
	Benzo(a)pyrene	ND	10.	ug/L	09/30/96	mla
	Benzyl alcohol	ND	20.	ug/L	09/30/96	mla
	Butyl benzyl phthalate	ND	10.	ug/L	09/30/96	mla
	Bis(2-chloroethoxy)methane	ND	10.	ug/L	09/30/96	mla
	Bis(2-chloroethyl)ether	ND	10.	ug/L	09/30/96	mla
	Bis(2-chloroisopropyl)ether	ND	10.	ug/L	09/30/96	mla
	Bis(2-ethylhexyl)phthalate	ND	10.	ug/L	09/30/96	mla
	4-Bromophenyl phenyl ether	ND	10.	ug/L	09/30/96	mla
	4-Chloroaniline	ND	10.	ug/L	09/30/96	mla
	2-Chloronaphthalene	ND	10.	ug/L	09/30/96	mla
	4-Chlorophenyl phenyl ether	ND	10.	ug/L	09/30/96	mla
	Chrysene	ND	10.	ug/L	09/30/96	mla
	Dibenzo(a,h)anthracene	ND	10.	ug/L	09/30/96	mla
	Dibenzofuran	ND	10.	ug/L	09/30/96	mla
	1,2-Dichlorobenzene	ND	10.	ug/L	09/30/96	mla
	1,3-Dichlorobenzene	ND	10.	ug/L	09/30/96	mla
	1,4-Dichlorobenzene	ND	10.	ug/L	09/30/96	mla
	3,3-Dichlorobenzidine	ND	20.	ug/L	09/30/96	mla
	Diethyl phthalate	ND	10.	ug/L	09/30/96	mla
	Dimethyl phthalate	ND	10.	ug/L	09/30/96	mla
	Di-n-butyl phthalate	ND	10.	ug/L	09/30/96	mla
	Di-n-octyl phthalate	ND	10.	ug/L	09/30/96	mla
	2,4-Dinitrotoluene	ND	10.	ug/L	09/30/96	mla
	2,6-Dinitrotoluene	ND	10.	ug/L	09/30/96	mla
	Fluoranthene	ND	10.	ug/L	09/30/96	mla
	Fluorene	ND	10.	ug/L	09/30/96	mla
	Hexachlorobenzene	ND	10.	ug/L	09/30/96	mla
	Hexachlorobutadiene	ND	10.	ug/L	09/30/96	mla
	Hexachlorocyclopentadiene	ND	10.	ug/L	09/30/96	mla
	Hexachloroethane	ND	10.	ug/L	09/30/96	mla
	Indeno(1,2,3-cd)pyrene	ND	10.	ug/L	09/30/96	mla
	Isophorone	ND	10.	ug/L	09/30/96	mla
	2-Methylnaphthalene	ND	10.	ug/L	09/30/96	mla

The analytical results, opinions or interpretations contained in this report are based upon information and material supplied by the client for whose exclusive and confidential use this report has been made. The analytical results, opinions or interpretations expressed represent the best judgment of Core Laboratories. Core Laboratories, however, makes no warranty or representation, express or implied, of any type, and expressly disclaims same as to the productivity, proper operations or profitableness of any oil, gas, coal or other mineral property, well or sand in connection with which such report is used or relied upon for any reason whatsoever. This report shall not be reproduced, in whole or in part, without the written approval of Core Laboratories.

CORE LABORATORIES

LABORATORY TEST RESULTS

Job Number: 962584 Date: 10/18/96

CUSTOMER: Daniel B. Stephens & Associates PROJECT: 6033.3 ENRON-ROSWELL ATTN: Bob Marley

Customer Sample ID: MW-07
Date Sampled.....: 09/17/96
Time Sampled.....: 11:35
Sample Matrix.....: Water

Laboratory Sample ID: 962584-2
Date Received.....: 09/19/96
Time Received.....: 08:35

TEST METHOD	PARAMETER/TEST DESCRIPTION	SAMPLE RESULT	REPORTING LIMIT	UNITS	DATE	TECH
	Naphthalene	ND	10.	ug/L	09/30/96	mla
	o-Nitroaniline	ND	50.	ug/L	09/30/96	mla
	m-Nitroaniline	ND	50.	ug/L	09/30/96	mla
	p-Nitroaniline	ND	50.	ug/L	09/30/96	mla
	Nitrobenzene	ND	10.	ug/L	09/30/96	mla
	n-Nitrosodi-n-propylamine	ND	10.	ug/L	09/30/96	mla
	n-Nitrosodiphenylamine	ND	10.	ug/L	09/30/96	mla
	Phenanthrene	ND	10.	ug/L	09/30/96	mla
	Pyrene	ND	10.	ug/L	09/30/96	mla
	1,2,4-Trichlorobenzene	ND	10.	ug/L	09/30/96	mla
	Benzoic acid	ND	50.	ug/L	09/30/96	mla
	4-Chloro-3-methylphenol	ND	10.	ug/L	09/30/96	mla
	2-Chlorophenol	ND	10.	ug/L	09/30/96	mla
	2,4-Dichlorophenol	ND	10.	ug/L	09/30/96	mla
	2,4-Dimethylphenol	ND	10.	ug/L	09/30/96	mla
	2,4-Dinitrophenol	ND	50.	ug/L	09/30/96	mla
	2-Methyl-4,6-dinitrophenol	ND	50.	ug/L	09/30/96	mla
	2-Methylphenol (o-cresol)	ND	10.	ug/L	09/30/96	mla
	4-Methylphenol (p-cresol)	ND	10.	ug/L	09/30/96	mla
	2-Nitrophenol	ND	10.	ug/L	09/30/96	mla
	4-Nitrophenol	ND	50.	ug/L	09/30/96	mla
	Pentachlorophenol	ND	50.	ug/L	09/30/96	mla
	Phenol	ND	10.	ug/L	09/30/96	mla
	2,4,5-Trichlorophenol	ND	10.	ug/L	09/30/96	mla
	2,4,6-Trichlorophenol	ND	10.	ug/L	09/30/96	mla
SW-846 8240	Volatile Organics					
	Acetone	ND	100.	ug/L	09/24/96	tdw
	Benzene	ND	1.	ug/L	09/24/96	tdw
	Bromodichloromethane	ND	5.	ug/L	09/24/96	tdw
	Bromoform	ND	5.	ug/L	09/24/96	tdw
	Bromomethane	ND	10.	ug/L	09/24/96	tdw
	Methyl ethyl ketone (2-Butanone)	ND	100.	ug/L	09/24/96	tdw
	Carbon disulfide	ND	5.	ug/L	09/24/96	tdw
	Carbon tetrachloride	ND	5.	ug/L	09/24/96	tdw
	Chlorobenzene	ND	5.	ug/L	09/24/96	tdw
	Chloroethane	ND	10.	ug/L	09/24/96	tdw
	2-Chloroethylvinyl ether	ND	10.	ug/L	09/24/96	tdw
	Chloroform	ND	5.	ug/L	09/24/96	tdw
	Chloromethane	ND	10.	ug/L	09/24/96	tdw
	Dibromochloromethane	ND	5.	ug/L	09/24/96	tdw
	1,1-Dichloroethane	ND	5.	ug/L	09/24/96	tdw
	1,2-Dichloroethane	ND	5.	ug/L	09/24/96	tdw
	1,1-Dichloroethene	ND	5.	ug/L	09/24/96	tdw
	trans-1,2-Dichloroethene	ND	5.	ug/L	09/24/96	tdw
	1,2-Dichloropropane	ND	5.	ug/L	09/24/96	tdw
	cis-1,3-Dichloropropene	ND	5.	ug/L	09/24/96	tdw
	trans-1,3-Dichloropropene	ND	5.	ug/L	09/24/96	tdw
	Ethylbenzene	ND	5.	ug/L	09/24/96	tdw

The analytical results, opinions or interpretations contained in this report are based upon information and material supplied by the client for whose exclusive and confidential use this report has been made. The analytical results, opinions or interpretations expressed represent the best judgment of Core Laboratories. Core Laboratories, however, makes no warranty or representation, express or implied, of any type, and expressly disclaims same as to the productivity, proper operations or profitableness of any oil, gas, coal or other mineral property, well or sand in connection with which such report is used or relied upon for any reason whatsoever. This report shall not be reproduced, in whole or in part, without the written approval of Core Laboratories.

CORE LABORATORIES

LABORATORY TEST RESULTS

Job Number: 962584

Date: 10/18/96

CUSTOMER: Daniel B. Stephens & Associates PROJECT: 6033.3 ENRON-ROSWELL ATTN: Bob Marley

Customer Sample ID: MW-07
Date Sampled.....: 09/17/96
Time Sampled.....: 11:35
Sample Matrix.....: Water

Laboratory Sample ID: 962584-2
Date Received.....: 09/19/96
Time Received.....: 08:35

TEST METHOD	PARAMETER/TEST DESCRIPTION	SAMPLE RESULT	REPORTING LIMIT	UNITS	DATE	TECH
	2-Hexanone	ND	50.	ug/L	09/24/96	tdw
	Methylene chloride	ND	5.	ug/L	09/24/96	tdw
	4-Methyl-2-pentanone (MIBK)	ND	50.	ug/L	09/24/96	tdw
	Styrene	ND	5.	ug/L	09/24/96	tdw
	1,1,2,2-Tetrachloroethane	ND	5.	ug/L	09/24/96	tdw
	Tetrachloroethene	ND	5.	ug/L	09/24/96	tdw
	Toluene	ND	5.	ug/L	09/24/96	tdw
	1,1,1-Trichloroethane	ND	5.	ug/L	09/24/96	tdw
	1,1,2-Trichloroethane	ND	5.	ug/L	09/24/96	tdw
	Trichloroethene	ND	5.	ug/L	09/24/96	tdw
	Vinyl acetate	ND	50.	ug/L	09/24/96	tdw
	Vinyl chloride	ND	10.	ug/L	09/24/96	tdw
	Xylenes (total)	ND	5.	ug/L	09/24/96	tdw

The analytical results, opinions or interpretations contained in this report are based upon information and material supplied by the client for whose exclusive and confidential use this report has been made. The analytical results, opinions or interpretations expressed represent the best judgment of Core Laboratories. Core Laboratories, however, makes no warranty or representation, express or implied, of any type, and expressly disclaims same as to the productivity, proper operations or profitableness of any oil, gas, or other mineral property, well or sand in connection with which such report is used or relied upon for any reason whatsoever. This report shall not be reproduced, in whole or in part, without written approval of Core Laboratories.

CORE LABORATORIES

QUALITY CONTROL RESULTS

Job Number: 962584 Date: 10/18/96

CUSTOMER: Daniel B. Stephens & Associates PROJECT: 6033.3 ENRON-ROSWELL ATTN: Bob Marley

Test Method.....: SW-846 6010A
Method Description.: Metals Analysis (ICAP)
Parameter.....: Arsenic (As)
Batch.....: 13687
Detection Limit...: 0.05
Units.....: mg/L
Analyst...: smh

QC	Lab ID	Reagent	QC Result	QC Result	True Value	Orig. Value	Calc. Result	Units	F	Date/Time
ICV		960716T	2.00771		2.00		100.4	% REC		09/23/96 2146
ICB		960920Z	-0.01599							09/23/96 2252
ISB		960630H	1.06841		1.000		106.8	% REC		09/23/96 2306
CCV		960914Z	2.50691		2.5		100.3	% REC		09/24/96 0115
CCB		960920Z	0.00037							09/24/96 0118
CCV		960914Z	2.42623		2.5		97.0	% REC		09/24/96 0158
CCB		960920Z	0.02064							09/24/96 0201
MB		0923	0.00555							09/24/96 0237
SB		960917G	0.96081		1.000		96.1	% REC		09/24/96 0243
CCV		960914Z	2.45171		2.5		98.1	% REC		09/24/96 0249
CCB		960920Z	-0.01298							09/24/96 0255
MD	962377-60		-0.01118			-0.00733	0.00385	ABS Diff.		09/24/96 0306
MS	962377-60	960917G	0.94833		1.000	-0.00733	95.6	% REC		09/24/96 0308
CCV		960914Z	2.49116		2.5		99.6	% REC		09/24/96 0336
CCB		960920Z	0.00924							09/24/96 0341
ISB		960630H	1.18920		1.000		118.9	% REC		09/24/96 0348
CCV		960914Z	2.50556		2.5		100.2	% REC		09/24/96 0406
CCB		960920Z	0.00680							09/24/96 0411

Test Method.....: SW-846 6010A
Method Description.: Metals Analysis (ICAP)
Parameter.....: Barium (Ba)
Batch.....: 13687
Detection Limit...: 0.01
Units.....: mg/L
Analyst...: smh

QC	Lab ID	Reagent	QC Result	QC Result	True Value	Orig. Value	Calc. Result	Units	F	Date/Time
ICV		960501Q	0.96804		1.00		96.8	% REC		09/23/96 2149
ICB		960920Z	-0.00015							09/23/96 2252
ISB		960630H	0.49302		0.5000		98.6	% REC		09/23/96 2306
CCV		960914Z	4.86788		5.0		97.4	% REC		09/24/96 0115
CCB		960920Z	0.00075							09/24/96 0118
CCV		960914Z	4.68993		5.0		93.8	% REC		09/24/96 0158
CCB		960920Z	0.00091							09/24/96 0201
MB		0923	-0.00015							09/24/96 0237
SB		960917G	1.10209		1.000		110.2	% REC		09/24/96 0243
CCV		960914Z	4.72517		5.0		94.5	% REC		09/24/96 0249
CCB		960920Z	0.00106							09/24/96 0255
MD	962377-60		0.19237			0.08566	76.8	RPD	*	09/24/96 0306
MS	962377-60	960917G	1.15070		1.000	0.08566	106.5	% REC		09/24/96 0308
CCV		960914Z	4.90821		5.0		98.2	% REC		09/24/96 0336
CCB		960920Z	0.00060							09/24/96 0341
ISB		960630H	0.51161		0.5000		102.3	% REC		09/24/96 0348
CCV		960914Z	4.88443		5.0		97.7	% REC		09/24/96 0406
CCB		960920Z	0.00045							09/24/96 0411

Test Method.....: SW-846 6010A
Method Description.: Metals Analysis (ICAP)
Parameter.....: Cadmium (Cd)
Batch.....: 13687
Detection Limit...: 0.005
Units.....: mg/L
Analyst...: smh

QC	Lab ID	Reagent	QC Result	QC Result	True Value	Orig. Value	Calc. Result	Units	F	Date/Time
ICV		960716T	2.02040		2.00		101.0	% REC		09/23/96 2146

The analytical results, opinions or interpretations contained in this report are based upon information and material supplied by the client for whose exclusive and confidential use this report has been made. The analytical results, opinions or interpretations expressed represent the best judgment of Core Laboratories. Core Laboratories, however, makes no warranty or representation, express or implied, of any type, and expressly disclaims same as to the productivity, proper operations or profitableness of any oil, gas, coal or other mineral property, well or sand in connection with which such report is used or relied upon for any reason whatsoever. This report shall not be reproduced, in whole or in part, without the written approval of Core Laboratories.

CORE LABORATORIES

QUALITY CONTROL RESULTS

Job Number: 962584 Date: 10/18/96

CUSTOMER: Daniel B. Stephens & Associates PROJECT: 6033.3 ENRON-ROSWELL ATTN: Bob Marley

Test Method.....: SW-846 6010A Batch.....: 13687 Analyst...: smh
Method Description.: Metals Analysis (ICAP) Detection Limit...: 0.005
Parameter.....: Cadmium (Cd) Units.....: mg/L

QC	Lab ID	Reagent	QC Result	QC Result	True Value	Orig. Value	Calc. Result	Units	F	Date/Time
ICB		960920Z	0.00064							09/23/96 2252
ISB		960630H	1.00082		1.000		100.1	% REC		09/23/96 2306
CCV		960914Z	2.49174		2.5		99.7	% REC		09/24/96 0115
CCB		960920Z	-0.00250							09/24/96 0118
CCV		960914Z	2.39896		2.5		96.0	% REC		09/24/96 0158
CCB		960920Z	-0.00190							09/24/96 0201
MB		0923	-0.00313							09/24/96 0237
SB		960917G	0.95912		1.000		95.9	% REC		09/24/96 0243
CCV		960914Z	2.45699		2.5		98.3	% REC		09/24/96 0249
CCB		960920Z	0.00126							09/24/96 0255
MD	962377-60		-0.00055			-0.00059	0.00004	ABS Diff.		09/24/96 0306
MS	962377-60	960917G	0.95377		1.000	-0.00059	95.4	% REC		09/24/96 0308
CCV		960914Z	2.47299		2.5		98.9	% REC		09/24/96 0336
CCB		960920Z	-0.00126							09/24/96 0341
ISB		960630H	1.04188		1.000		104.2	% REC		09/24/96 0348
CCV		960914Z	2.48535		2.5		99.4	% REC		09/24/96 0406
CCB		960920Z	0.00187							09/24/96 0411

Test Method.....: SW-846 6010A Batch.....: 13687 Analyst...: smh
Method Description.: Metals Analysis (ICAP) Detection Limit...: 0.1
Parameter.....: Calcium (Ca) Units.....: mg/L

QC	Lab ID	Reagent	QC Result	QC Result	True Value	Orig. Value	Calc. Result	Units	F	Date/Time
ICV		960412T	19.39522		20.000000		97.0	% REC		09/23/96 2233
ICB		960920Z	0.00171							09/23/96 2252
CCV		960914Z	10.18012		10.0		101.8	% REC		09/24/96 0115
CCB		960920Z	0.01740							09/24/96 0118
CCV		960914Z	9.74517		10.0		97.5	% REC		09/24/96 0158
CCB		960920Z	0.01584							09/24/96 0201
MB		0923	0.01638							09/24/96 0237
SB		960917G	47.08741		50.000		94.2	% REC		09/24/96 0243
CCV		960914Z	9.84253		10.0		98.4	% REC		09/24/96 0249
CCB		960920Z	0.00968							09/24/96 0255
CCV		960914Z	10.42399		10.0		104.2	% REC		09/24/96 0336
CCB		960920Z	0.01778							09/24/96 0341
CCV		960914Z	10.26080		10.0		102.6	% REC		09/24/96 0406
CCB		960920Z	0.00946							09/24/96 0411

Test Method.....: SW-846 6010A Batch.....: 13687 Analyst...: smh
Method Description.: Metals Analysis (ICAP) Detection Limit...: 1
Parameter.....: Calcium (Ca) Units.....: mg/L

QC	Lab ID	Reagent	QC Result	QC Result	True Value	Orig. Value	Calc. Result	Units	F	Date/Time
ICV		960412T	198.89062		200		99.4	% REC		09/23/96 2211
ICB		960920Z	0.21160							09/23/96 2252
ISA		960323A	514.32849		500		102.9	% REC		09/23/96 2259
ISB		960630H	498.12582		500		99.6	% REC		09/23/96 2306
CCV		960620BB	269.98431		250.00		108.0	% REC		09/24/96 0110
CCB		960920Z	0.06046							09/24/96 0118

The analytical results, opinions or interpretations contained in this report are based upon information and material supplied by the client for whose exclusive and confidential use this report has been made. The analytical results, opinions or interpretations expressed represent the best judgment of Core Laboratories. Core Laboratories, however, makes no warranty or representation, express or implied, of any type, and expressly disclaims same as to the productivity, proper operations or profitableness of any oil, gas, coal, or other mineral property, well or sand in connection with which such report is used or relied upon for any reason whatsoever. This report shall not be reproduced, in whole or in part, without written approval of Core Laboratories.

CORE LABORATORIES

QUALITY CONTROL RESULTS

Job Number: 962584 Date: 10/18/96

CUSTOMER: Daniel B. Stephens & Associates PROJECT: 6033.3 ENRON-ROSWELL ATTN: Bob Marley

Test Method.....: SW-846 6010A
Method Description.: Metals Analysis (ICAP)
Parameter.....: Calcium (Ca)
Batch.....: 13687
Detection Limit...: 1
Units.....: mg/L
Analyst...: smh

QC	Lab ID	Reagent	QC Result	QC Result	True Value	Orig. Value	Calc. Result	Units	F	Date/Time
CCV		960620BB	269.70465		250.00		107.9	% REC		09/24/96 0155
CCB		960920Z	-0.43838							09/24/96 0201
SB		960917G	58.97781		50.000		118.0	% REC		09/24/96 0243
CCV		960620BB	272.18377		250.00		108.9	% REC		09/24/96 0246
CCB		960920Z	-0.03779							09/24/96 0255
MD	962377-60		0.18139			0.98258	0.80119	ABS Diff.		09/24/96 0306
MS	962377-60	960917G	60.57262		50.000	0.98258	119.2	% REC		09/24/96 0308
CCV		960620BB	272.06665		250.00		108.8	% REC		09/24/96 0332
CCB		960920Z	-0.55667							09/24/96 0341
ISA		960323A	524.87231		500		105.0	% REC		09/24/96 0343
ISB		960630H	508.79547		500		101.8	% REC		09/24/96 0348
CCV		960620BB	270.77517		250.00		108.3	% REC		09/24/96 0403
CCB		960920Z	0.01484							09/24/96 0411

Test Method.....: SW-846 6010A
Method Description.: Metals Analysis (ICAP)
Parameter.....: Chromium (Cr)
Batch.....: 13687
Detection Limit...: 0.01
Units.....: mg/L
Analyst...: smh

QC	Lab ID	Reagent	QC Result	QC Result	True Value	Orig. Value	Calc. Result	Units	F	Date/Time
ICV		960716T	1.96037		2.00		98.0	% REC		09/23/96 2146
ICB		960920Z	-0.00000							09/23/96 2252
ISB		960630H	0.45029		0.5000		90.1	% REC		09/23/96 2306
CCV		960914Z	2.44225		2.5		97.7	% REC		09/24/96 0115
CCB		960920Z	0.00206							09/24/96 0118
CCV		960914Z	2.34826		2.5		93.9	% REC		09/24/96 0158
CCB		960920Z	0.00040							09/24/96 0201
MB		0923	0.00120							09/24/96 0237
SB		960917G	0.94804		1.000		94.8	% REC		09/24/96 0243
CCV		960914Z	2.39278		2.5		95.7	% REC		09/24/96 0249
CCB		960920Z	0.00164							09/24/96 0255
MD	962377-60		0.00331			0.00372	0.00041	ABS Diff.		09/24/96 0306
MS	962377-60	960917G	0.95092		1.000	0.00372	94.7	% REC		09/24/96 0308
CCV		960914Z	2.44057		2.5		97.6	% REC		09/24/96 0336
CCB		960920Z	0.00040							09/24/96 0341
ISB		960630H	0.46872		0.5000		93.7	% REC		09/24/96 0348
CCV		960914Z	2.46079		2.5		98.4	% REC		09/24/96 0406
CCB		960920Z	-0.00041							09/24/96 0411

Test Method.....: SW-846 6010A
Method Description.: Metals Analysis (ICAP)
Parameter.....: Magnesium (Mg)
Batch.....: 13687
Detection Limit...: 0.1
Units.....: mg/L
Analyst...: smh

QC	Lab ID	Reagent	QC Result	QC Result	True Value	Orig. Value	Calc. Result	Units	F	Date/Time
ICV		960412T	19.89908		20.000000		99.5	% REC		09/23/96 2233
ICB		960920Z	-0.00178							09/23/96 2252
CCV		960914Z	25.12649		25.0		100.5	% REC		09/24/96 0115
CCB		960920Z	0.01784							09/24/96 0118
CCV		960914Z	24.22170		25.0		96.9	% REC		09/24/96 0158
CCB		960920Z	0.01591							09/24/96 0201

The analytical results, opinions or interpretations contained in this report are based upon information and material supplied by the client for whose exclusive and confidential use this report has been made. The analytical results, opinions or interpretations expressed represent the best judgment of Core Laboratories. Core Laboratories, however, makes no warranty or representation, express or implied, of any type, and expressly disclaims same as to the productivity, proper operations or profitableness of any oil, gas, coal or other mineral, property, well or sand in connection with which such report is used or relied upon for any reason whatsoever. This report shall not be reproduced, in whole or in part, without the written approval of Core Laboratories.

CORE LABORATORIES

QUALITY CONTROL RESULTS

Job Number: 962584 Date: 10/18/96

CUSTOMER: Daniel B. Stephens & Associates PROJECT: 6033.3 ENRON-ROSWELL ATTN: Bob Marley

Test Method.....: SW-846 6010A Batch.....: 13687 Analyst...: smh
Method Description.: Metals Analysis (ICAP) Detection Limit...: 0.1
Parameter.....: Magnesium (Mg) Units.....: mg/L

QC	Lab ID	Reagent	QC Result	QC Result	True Value	Orig. Value	Calc. Result	Units	F	Date/Time
MB		0923	0.00074							09/24/96 0237
SB		960917G	47.87101		50.000		95.7	% REC		09/24/96 0243
CCV		960914Z	24.68267		25.0		98.7	% REC		09/24/96 0249
CCB		960920Z	0.01070							09/24/96 0255
MS	962377-60	960917G	47.63397		50.000	0.18419	94.9	% REC		09/24/96 0308
CCV		960914Z	25.22719		25.0		100.9	% REC		09/24/96 0336
CCB		960920Z	0.01591							09/24/96 0341
CCV		960914Z	25.36773		25.0		101.5	% REC		09/24/96 0406
CCB		960920Z	0.00832							09/24/96 0411

Test Method.....: SW-846 6010A Batch.....: 13687 Analyst...: smh
Method Description.: Metals Analysis (ICAP) Detection Limit...: 0.5
Parameter.....: Magnesium (Mg) Units.....: mg/L

QC	Lab ID	Reagent	QC Result	QC Result	True Value	Orig. Value	Calc. Result	Units	F	Date/Time
ICV		960412T	200.50289		200		100.3	% REC		09/23/96 2211
ICB		960920Z	0.00387							09/23/96 2252
ISA		960323A	538.30725		500		107.7	% REC		09/23/96 2259
ISB		960630H	514.02520		500		102.8	% REC		09/23/96 2306
CCV		960620BB	251.81860		250.00		100.7	% REC		09/24/96 0110
CCB		960920Z	0.01939							09/24/96 0118
CCV		960620BB	251.62533		250.00		100.7	% REC		09/24/96 0155
CCB		960920Z	-0.02714							09/24/96 0201
MB		0923	-0.24110							09/24/96 0237
SB		960917G	51.90521		50.000		103.8	% REC		09/24/96 0243
CCV		960620BB	254.28260		250.00		101.7	% REC		09/24/96 0246
CCB		960920Z	0.00711							09/24/96 0255
MD	962377-60		0.31414			0.21977	0.09437	ABS Diff.		09/24/96 0306
MS	962377-60	960917G	52.18509		50.000	0.21977	103.9	% REC		09/24/96 0308
CCV		960620BB	258.63342		250.00		103.5	% REC		09/24/96 0332
CCB		960920Z	-0.03555							09/24/96 0341
ISA		960323A	560.57708		500		112.1	% REC		09/24/96 0343
ISB		960630H	535.04687		500		107.0	% REC		09/24/96 0348
CCV		960620BB	257.94696		250.00		103.2	% REC		09/24/96 0403
CCB		960920Z	-0.00129							09/24/96 0411

Test Method.....: SW-846 6010A Batch.....: 13687 Analyst...: smh
Method Description.: Metals Analysis (ICAP) Detection Limit...: 0.01
Parameter.....: Manganese (Mn) Units.....: mg/L

QC	Lab ID	Reagent	QC Result	QC Result	True Value	Orig. Value	Calc. Result	Units	F	Date/Time
ICV		960716T	1.86171		2.00		93.1	% REC		09/23/96 2146
ICB		960920Z	0.00000							09/23/96 2252
ISB		960630H	0.51394		0.5000		102.8	% REC		09/23/96 2306
CCV		960914Z	4.90521		5.0		98.1	% REC		09/24/96 0115
CCB		960920Z	0.00107							09/24/96 0118
CCV		960914Z	4.69488		5.0		93.9	% REC		09/24/96 0158
CCB		960920Z	0.00150							09/24/96 0201
MB		0923	0.00089							09/24/96 0237

The analytical results, opinions or interpretations contained in this report are based upon information and material supplied by the client for whose exclusive and confidential use this report has been made. The analytical results, opinions or interpretations expressed represent the best judgment of Core Laboratories. Core Laboratories, however, makes no warranty or representation, express or implied, of any type, and expressly disclaims same as to the productivity, proper operations or profitableness of any oil, gas, coal or other mineral property, well or sand in connection with which such report is used or relied upon for any reason whatsoever. This report shall not be reproduced, in whole or in part, without the written approval of Core Laboratories.

CORE LABORATORIES

QUALITY CONTROL RESULTS

Job Number: 962584 Date: 10/18/96

CUSTOMER: Daniel B. Stephens & Associates PROJECT: 6033.3 ENRON-ROSWELL ATTN: Bob Marley

Test Method.....: SW-846 6010A
Method Description.: Metals Analysis (ICAP)
Parameter.....: Manganese (Mn)
Batch.....: 13687
Detection Limit...: 0.01
Units.....: mg/L
Analyst...: smh

QC	Lab ID	Reagent	QC Result	QC Result	True Value	Orig. Value	Calc. Result	Units	F	Date/Time
SB		960917G	0.90900		1.000		90.9	% REC		09/24/96 0243
CCV		960914Z	4.82973		5.0		96.6	% REC		09/24/96 0249
CCB		960920Z	0.00107							09/24/96 0255
MD	962377-60		0.25081			0.11288	75.9	RPD	*	09/24/96 0306
MS	962377-60	960917G	1.14375		1.000	0.11288	103.1	% REC		09/24/96 0308
CCV		960914Z	4.92321		5.0		98.5	% REC		09/24/96 0336
CCB		960920Z	0.00085							09/24/96 0341
ISB		960630H	0.53921		0.5000		107.8	% REC		09/24/96 0348
CCV		960914Z	4.93028		5.0		98.6	% REC		09/24/96 0406
CCB		960920Z	0.00085							09/24/96 0411

Test Method.....: SW-846 6010A
Method Description.: Metals Analysis (ICAP)
Parameter.....: Potassium (K)
Batch.....: 13687
Detection Limit...: 5
Units.....: mg/L
Analyst...: smh

QC	Lab ID	Reagent	QC Result	QC Result	True Value	Orig. Value	Calc. Result	Units	F	Date/Time
ICV		960412T	9.24359		10.000000		92.4	% REC		09/23/96 2233
ICB		960920Z	0.26243							09/23/96 2252
ISB		960630H	11.75306		10.000		117.5	% REC		09/23/96 2306
CCV		960620BB	260.86859		250.00		104.3	% REC		09/24/96 0110
CCB		960920Z	1.00782							09/24/96 0118
CCV		960620BB	259.91665		250.00		104.0	% REC		09/24/96 0155
CCB		960920Z	0.54217							09/24/96 0201
MB		0923	-4.17177							09/24/96 0237
SB		960917G	50.68901		50.000		101.4	% REC		09/24/96 0243
CCV		960620BB	264.18865		250.00		105.7	% REC		09/24/96 0246
CCB		960920Z	1.11984							09/24/96 0255
MD	962377-60		-1.56512			2.35317	3.91829	ABS Diff.		09/24/96 0306
MS	962377-60	960917G	51.68682		50.000	2.35317	98.7	% REC		09/24/96 0308
CCV		960620BB	268.39315		250.00		107.4	% REC		09/24/96 0332
CCB		960920Z	0.05815							09/24/96 0341
ISB		960630H	11.25078		10.000		112.5	% REC		09/24/96 0348
CCV		960620BB	265.54428		250.00		106.2	% REC		09/24/96 0403
CCB		960920Z	-0.28681							09/24/96 0411

Test Method.....: SW-846 6010A
Method Description.: Metals Analysis (ICAP)
Parameter.....: Silver (Ag)
Batch.....: 13687
Detection Limit...: 0.01
Units.....: mg/L
Analyst...: smh

QC	Lab ID	Reagent	QC Result	QC Result	True Value	Orig. Value	Calc. Result	Units	F	Date/Time
ICV		960501Q	0.93302		1.00		93.3	% REC		09/23/96 2149
ICB		960920Z	-0.00086							09/23/96 2252
ISB		960630H	0.86443		1.000		86.4	% REC		09/23/96 2306
CCV		960620BB	2.27257		2.500		90.9	% REC		09/24/96 0110
CCB		960920Z	0.00028							09/24/96 0118
CCV		960620BB	2.25069		2.500		90.0	% REC		09/24/96 0155
CCB		960920Z	0.00028							09/24/96 0201
MB		0923	0.00092							09/24/96 0237
SB		960917G	0.88641		1.000		88.6	% REC		09/24/96 0243

The analytical results, opinions or interpretations contained in this report are based upon information and material supplied by the client for whose exclusive and confidential use this report has been made. The analytical results, opinions or interpretations expressed represent the best judgment of Core Laboratories. Core Laboratories, however, makes no warranty or representation, express or implied, of any type, and expressly disclaims same as to the productivity, proper operations or profitableness of any oil, gas, coal or other mineral, property, well or sand in connection with which such report is used or relied upon for any reason whatsoever. This report shall not be reproduced, in whole or in part, without the written approval of Core Laboratories.

CORE LABORATORIES

QUALITY CONTROL RESULTS

Job Number: 962584 Date: 10/18/96

CUSTOMER: Daniel B. Stephens & Associates PROJECT: 6033.3 ENRON-ROSWELL ATTN: Bob Marley

Test Method.....: SW-846 6010A Batch.....: 13687 Analyst...: smh
Method Description.: Metals Analysis (ICAP) Detection Limit...: 0.01
Parameter.....: Silver (Ag) Units.....: mg/L

QC	Lab ID	Reagent	QC Result	QC Result	True Value	Orig. Value	Calc. Result	Units	F	Date/Time
CCV		960620BB	2.28824		2.500		91.5	% REC		09/24/96 0246
CCB		960920Z	-0.00059							09/24/96 0255
MD	962377-60		0.00866			-0.00003	0.00869	ABS Diff.		09/24/96 0306
MS	962377-60	960917G	0.90765		1.000	-0.00003	90.8	% REC		09/24/96 0308
CCV		960620BB	2.29682		2.500		91.9	% REC		09/24/96 0332
CCB		960920Z	-0.00060							09/24/96 0341
ISB		960630H	0.80411		1.000		80.4	% REC		09/24/96 0348
CCV		960620BB	2.65362		2.500		106.1	% REC		09/24/96 0403
CCB		960920Z	0.00476							09/24/96 0411

Test Method.....: SW-846 6010A Batch.....: 13687 Analyst...: smh
Method Description.: Metals Analysis (ICAP) Detection Limit...: 1
Parameter.....: Sodium (Na) Units.....: mg/L

QC	Lab ID	Reagent	QC Result	QC Result	True Value	Orig. Value	Calc. Result	Units	F	Date/Time
ICV		960412T	20.38857		20.000000		101.9	% REC		09/23/96 2233
ICB		960920Z	-0.00356							09/23/96 2252
CCV		960914Z	50.67834		50.0		101.4	% REC		09/24/96 0115
CCB		960920Z	0.03210							09/24/96 0118
CCV		960914Z	48.17897		50.0		96.4	% REC		09/24/96 0158
CCB		960920Z	0.02259							09/24/96 0201
MB		0923	-0.03210							09/24/96 0237
SB		960917G	51.28237		50.000		102.6	% REC		09/24/96 0243
CCV		960914Z	49.00535		50.0		98.0	% REC		09/24/96 0249
CCB		960920Z	0.02378							09/24/96 0255
MD	962377-60		1.16169			0.88702	0.27467	ABS Diff.		09/24/96 0306
MS	962377-60	960917G	51.11710		50.000	0.88702	100.5	% REC		09/24/96 0308
CCV		960914Z	50.16230		50.0		100.3	% REC		09/24/96 0336
CCB		960920Z	0.02378							09/24/96 0341
CCV		960914Z	50.26218		50.0		100.5	% REC		09/24/96 0406
CCB		960920Z	0.01783							09/24/96 0411

Test Method.....: SW-846 6010A Batch.....: 13687 Analyst...: smh
Method Description.: Metals Analysis (ICAP) Detection Limit...: 5
Parameter.....: Sodium (Na) Units.....: mg/L

QC	Lab ID	Reagent	QC Result	QC Result	True Value	Orig. Value	Calc. Result	Units	F	Date/Time
ICV		960412T	208.62350		200		104.3	% REC		09/23/96 2211
ICB		960920Z	0.61236							09/23/96 2252
ISA		960323A	530.32440		500		106.1	% REC		09/23/96 2259
ISB		960630H	505.84414		500		101.2	% REC		09/23/96 2306
CCV		960620BB	500.60675		500.0		100.1	% REC		09/24/96 0110
CCB		960920Z	0.69844							09/24/96 0118
CCV		960620BB	498.14324		500.0		99.6	% REC		09/24/96 0155
CCB		960920Z	-1.35965							09/24/96 0201
SB		960917G	51.79101		50.000		103.6	% REC		09/24/96 0243
CCV		960620BB	505.65484		500.0		101.1	% REC		09/24/96 0246
CCB		960920Z	0.24812							09/24/96 0255
MS	962377-60	960917G	52.64492		50.000	1.28744	102.7	% REC		09/24/96 0308

The analytical results, opinions or interpretations contained in this report are based upon information and material supplied by the client for whose exclusive and confidential use this report has been made. The analytical results, opinions or interpretations expressed represent the best judgment of Core Laboratories. Core Laboratories, however, makes no warranty or representation, express or implied, of any type, and expressly disclaims same as to the productivity, proper operations or profitableness of any oil, gas, coal or other mineral, property, well or sand in connection with which such report is used or relied upon for any reason whatsoever. This report shall not be reproduced, in whole or in part, without the written approval of Core Laboratories.

CORE LABORATORIES

QUALITY CONTROL RESULTS

Job Number: 962584 Date: 10/18/96

CUSTOMER: Daniel B. Stephens & Associates PROJECT: 6033.3 ENRON-ROSWELL ATTN: Bob Marley

Test Method.....: SW-846 6010A
Method Description.: Metals Analysis (ICAP)
Parameter.....: Sodium (Na)
Batch.....: 13687
Detection Limit...: 5
Units.....: mg/L
Analyst...: smh

QC	Lab ID	Reagent	QC Result	QC Result	True Value	Orig. Value	Calc. Result	Units	F	Date/Time
CCV		960620BB	510.62261		500.0		102.1	% REC		09/24/96 0332
CCB		960920Z	-1.56202							09/24/96 0341
ISA		960323A	545.88757		500		109.2	% REC		09/24/96 0343
ISB		960630H	527.33795		500		105.5	% REC		09/24/96 0348
CCV		960620BB	509.93542		500.0		102.0	% REC		09/24/96 0403
CCB		960920Z	0.92542							09/24/96 0411

Test Method.....: EPA 310.1
Method Description.: Alkalinity
Parameter.....: Alkalinity, Total as CaCO3
Batch.....: 13824
Detection Limit...: 5
Units.....: mg/L CaCO3
Analyst...: sgm

QC	Lab ID	Reagent	QC Result	QC Result	True Value	Orig. Value	Calc. Result	Units	F	Date/Time
MB			0							09/27/96 1140
LCS		G960725A	106		100		106.0	% REC		09/27/96 1140
MD	962594-1		78			76	2.6	RPD		09/27/96 1140

Test Method.....: SW-846 7470
Method Description.: Mercury (CVAA)
Parameter.....: Mercury (Hg)
Batch.....: 13828
Detection Limit...: 0.0002
Units.....: mg/L
Analyst...: lmt

QC	Lab ID	Reagent	QC Result	QC Result	True Value	Orig. Value	Calc. Result	Units	F	Date/Time
ICV		960624G	0.003798		0.004000		95.0	% REC		09/27/96 1000
ICB		09276	0.000041							09/27/96 1003
MB		0926	0.000041							09/27/96 1005
MD	962604-1		0.000041			0.000041	0.00000	ABS Diff.		09/27/96 1011
MS	962604-2	950929N	0.004847		0.005000	0.000041	96.1	% REC		09/27/96 1016
CCV		950929N	0.004934		0.005000		98.7	% REC		09/27/96 1032
CCB		09276	0.000041							09/27/96 1035
EB		1312	0.000041							09/27/96 1051
SB		950929N	0.004585		0.005000		91.7	% REC		09/27/96 1054
ED	962497-1		0.000958			0.000958	0.00000	ABS Diff.		09/27/96 1059
MS	962497-1	950929N	0.006158		0.005000	0.000958	104.0	% REC		09/27/96 1102
CCV		950929N	0.005371		0.005000		107.4	% REC		09/27/96 1105
CCB		09276	0.000041							09/27/96 1107
MD	962497-1		0.000915			0.000958	0.00004	ABS Diff.		09/27/96 1110
MB		0926	0.000041							09/27/96 1113
MD	962585-1		0.000041			0.000041	0.00000	ABS Diff.		09/27/96 1118
MS	962585-8	950929N	0.005065		0.005000	0.000041	100.5	% REC		09/27/96 1126
CCV		950929N	0.005065		0.005000		101.3	% REC		09/27/96 1137
CCB		09276	0.000041							09/27/96 1139
LCS		960097	0.001789		0.00150		119.3	% REC		09/27/96 1148
CCV		950929N	0.005371		0.005000		107.4	% REC		09/27/96 1206
CCB		09276	0.000041							09/27/96 1209

The analytical results, opinions or interpretations contained in this report are based upon information and material supplied by the client for whose exclusive and confidential use this report has been made. The analytical results, opinions or interpretations expressed represent the best judgment of Core Laboratories. Core Laboratories, however, makes no warranty or representation, express or implied, of any type, and expressly disclaims same as to the productivity, proper operations or profitableness of any oil, gas, coal or other mineral, property, well or sand in connection with which such report is used or relied upon for any reason whatsoever. This report shall not be reproduced, in whole or in part, without the written approval of Core Laboratories.

CORE LABORATORIES

QUALITY CONTROL RESULTS

Job Number: 962584 Date: 10/18/96

CUSTOMER: Daniel B. Stephens & Associates PROJECT: 6033.3 ENRON-ROSWELL ATTN: Bob Marley

Test Method.....: EPA 353.2 Batch.....: 13848 Analyst...: dme
Method Description.: Nitrogen, NO3 + NO2 (Auto Cd Red.) Detection Limit...: 0.05
Parameter.....: Nitrate + Nitrite as N Units.....: mg/L

QC	Lab ID	Reagent	QC Result	QC Result	True Value	Orig. Value	Calc. Result	Units	F	Date/Time
ICL		G951016A	1.05		1.000000		105.0	% REC		09/27/96 0800
ICB			0.00							09/27/96 0818
CCV		G951109	2.00		2.000000		100.0	% REC		09/27/96 0951
CCB			0.00							09/27/96 1009
MD	962594-4		0.94			0.93	1.1	RPD		09/27/96 1018
MS	962594-4	G951109	1.88		1.000000	0.93	95.0	% REC		09/27/96 1028
MSD	962594-4	G951109	1.86	1.88	1.000000	0.93	93.0	% REC		09/27/96 1037
							1.1	RPD		
CCV		G951109	2.02		2.000000		101.0	% REC		09/27/96 1142

Test Method.....: EPA 375.2 Batch.....: 13875 Analyst...: dme
Method Description.: Sulfate (Automated MTB, AAII) Detection Limit...: 10.
Parameter.....: Sulfate (SO4) Units.....: mg/L

QC	Lab ID	Reagent	QC Result	QC Result	True Value	Orig. Value	Calc. Result	Units	F	Date/Time
ICL		G960209A	50.88395		50.0		101.8	% REC		09/30/96 2110
ICB			1.70512							09/30/96 2112
MD	962581-1		50.21557			49.64235	0.57322	ABS Diff.		09/30/96 2121
MS	962581-1	G960610A	95.06280		50.000000	49.64235	90.8	% REC		09/30/96 2124
CCV		G960415E	76.05933		80		95.1	% REC		09/30/96 2146
CCB			0.46105							09/30/96 2149
LCS		G960209A	47.15471		50.0		94.3	% REC		09/30/96 2217
CCV		G960415E	75.77698		80		94.7	% REC		09/30/96 2223
CCB			0.14943							09/30/96 2226
MD	962667-1		28.26229			28.26229	0.00000	ABS Diff.		09/30/96 2240
MS	962667-1	G960610A	73.14069		50.000000	28.26229	89.8	% REC		09/30/96 2243
CCV		G960415E	76.15345		80		95.2	% REC		09/30/96 2300
CCB			0.25333							09/30/96 2303
CCV		G960415E	77.56497		80		97.0	% REC		09/30/96 2337
CCB			0.25333							09/30/96 2339

Test Method.....: EPA 325.2 Batch.....: 13895 Analyst...: dme
Method Description.: Chloride (Colorimetric, AA II) Detection Limit...: 0.5
Parameter.....: Chloride Units.....: mg/L

QC	Lab ID	Reagent	QC Result	QC Result	True Value	Orig. Value	Calc. Result	Units	F	Date/Time
ICL		G960116A	51.57063		50.0		103.1	% REC		10/01/96 0940
LCS		G960116B	9.91483		10.0		99.1	% REC		10/01/96 0942
ICB			0.04014							10/01/96 0945
CCV		G960506F	123.73740		120		103.1	% REC		10/01/96 1015
CCB			0.04014							10/01/96 1017
LCS		G960116A	52.43633		50.0		104.9	% REC		10/01/96 1042
CCV		G960506F	122.19525		120		101.8	% REC		10/01/96 1047
CCB			0.04014							10/01/96 1050
CCV		G960506F	122.27171		120		101.9	% REC		10/01/96 1120
CCB			0.04014							10/01/96 1122
MD	962681-1		7.28518			7.24141	0.6	RPD		10/01/96 1130
MS	962681-1	G960506A	57.88318		50.000000	7.24141	101.3	% REC		10/01/96 1132
MD	962681-2		7.15388			7.06635	1.2	RPD		10/01/96 1137

The analytical results, opinions or interpretations contained in this report are based upon information and material supplied by the client for whose exclusive and confidential use this report has been made. The analytical results, opinions or interpretations expressed represent the best judgment of Core Laboratories. Core Laboratories, however, makes no warranty or representation, express or implied, of any type, and expressly disclaims same as to the productivity, proper operations or profitableness of any oil, gas, coal or other mineral property, well or sand in connection with which such report is used or relied upon for any reason whatsoever. This report shall not be reproduced, in whole or in part, without the written approval of Core Laboratories.

CORE LABORATORIES

QUALITY CONTROL RESULTS

Job Number: 962584 Date: 10/18/96

CUSTOMER: Daniel B. Stephens & Associates PROJECT: 6033.3 ENRON-ROSWELL ATTN: Bob Marley

Test Method.....: EPA 325.2 Batch.....: 13895 Analyst...: dme
Method Description.: Chloride (Colorimetric, AA II) Detection Limit...: 0.5
Parameter.....: Chloride Units.....: mg/L

QC	Lab ID	Reagent	QC Result	QC Result	True Value	Orig. Value	Calc. Result	Units	F	Date/Time
MS	962681-2	G960506A	60.45022		50.000000	7.06635	106.8	% REC		10/01/96 1140
CCV		G960506F	122.88583		120		102.4	% REC		10/01/96 1147
CCB			0.04014							10/01/96 1150

Test Method.....: SW-846 6010A Batch.....: 14328 Analyst...: smh
Method Description.: Metals Analysis (ICAP Trace) Detection Limit...: 0.05
Parameter.....: Lead (Pb) Units.....: mg/L

QC	Lab ID	Reagent	QC Result	QC Result	True Value	Orig. Value	Calc. Result	Units	F	Date/Time
ICV		960716T	2.04017		2.00		102.0	% REC		09/24/96 1033
ICB		960920Z	0.00032							09/24/96 1130
ISB		960630H	1.11980		1.000		112.0	% REC		09/24/96 1151
CRI		960701T	0.01154		0.3000		3.8	% REC		09/24/96 1301
CCV		960809Z	1.01907		1.0		101.9	% REC		09/24/96 1350
CCB		960920Z	-0.00143							09/24/96 1434
CCV		960809Z	1.00779		1.0		100.8	% REC		09/24/96 1534
CCB		960920Z	-0.00224							09/24/96 1547
CRI		960701T	0.00333		0.3000		1.1	% REC		09/24/96 1559
ISB		960630H	1.05105		1.000		105.1	% REC		09/24/96 1609
CCV		960809Z	1.00955		1.0		101.0	% REC		09/24/96 1615
CCB		960920Z	0.00054							09/24/96 1622
CCV		960809Z	0.99811		1.0		99.8	% REC		09/24/96 1918
CCB		960920Z	-0.00267							09/24/96 1927
CCV		960809Z	0.99869		1.0		99.9	% REC		09/24/96 2036
CCB		960920Z	-0.00060							09/24/96 2058
MB		0923	0.00040							09/24/96 2112
LCS		960912Z	0.98367		1.00		98.4	% REC		09/24/96 2119
CCV		960809Z	0.99414		1.0		99.4	% REC		09/24/96 2159
CCB		960920Z	-0.00062							09/24/96 2204
MS	962377-60	960917G	1.04475		1.000	0.00249	104.2	% REC		09/24/96 2207
CCV		960809Z	1.02423		1.0		102.4	% REC		09/24/96 2336
CCB		960920Z	0.00099							09/24/96 2340
CCV		960809Z	1.04103		1.0		104.1	% REC		09/25/96 0046
CCB		960920Z	-0.00017							09/25/96 0121
CCV		960809Z	1.03496		1.0		103.5	% REC		09/25/96 0159
CCB		960920Z	-0.00041							09/25/96 0211
CCV		960809Z	1.07319		1.0		107.3	% REC		09/25/96 0247
CCB		960920Z	0.00123							09/25/96 0251
CCV		960809Z	1.08235		1.0		108.2	% REC		09/25/96 0321
CCB		960920Z	0.00127							09/25/96 0331
MB		0924	0.00190							09/25/96 0340
LCS		960923H	1.04027		1.00		104.0	% REC		09/25/96 0345
MS	962416-1	960917G	1.12025		1.000	0.00703	111.3	% REC		09/25/96 0350
MSD	962416-1	960917G	1.08214	1.12025	1.000	0.00703	107.5	% REC		09/25/96 0352
							3.5	RPD		
PDS	962416-1	960917G	1.07972		1.000	0.00703	107.3	% REC		09/25/96 0354
PSD	962416-1	960917G	1.08079	1.07972	1.000	0.00703	107.4	% REC		09/25/96 0357
							0.1	RPD		
MD	962416-2		0.00238			0.00459	0.00221	ABS Diff.		09/25/96 0402
CCV		960809Z	1.09121		1.0		109.1	% REC		09/25/96 0407
CCB		960920Z	0.00095							09/25/96 0415

The analytical results, opinions or interpretations contained in this report are based upon information and material supplied by the client for whose exclusive and confidential use this report has been made. The analytical results, opinions or interpretations expressed represent the best judgment of Core Laboratories. Core Laboratories, however, makes no warranty or representation, express or implied, of any type, and expressly disclaims same as to the productivity, proper operations or profitableness of any oil, gas, coal or other mineral property, well or sand in connection with which such report is used or relied upon for any reason whatsoever. This report shall not be reproduced, in whole or in part, without the written approval of Core Laboratories.

CORELAB

CORE LABORATORIES

QUALITY CONTROL RESULTS

Job Number: 962584 Date: 10/18/96

CUSTOMER: Daniel B. Stephens & Associates PROJECT: 6033.3 ENRON-ROSWELL ATTN: Bob Marley

Test Method.....: SW-846 6010A Batch.....: 14328 Analyst...: smh
Method Description.: Metals Analysis (ICAP Trace) Detection Limit...: 0.05
Parameter.....: Lead (Pb) Units.....: mg/L

QC	Lab ID	Reagent	QC Result	QC Result	True Value	Orig. Value	Calc. Result	Units	F	Date/Time
ISB		960630H	1.14475		1.000		114.5	% REC		09/25/96 0423
CCV		960809Z	1.08623		1.0		108.6	% REC		09/25/96 0430
CCB		960920Z	0.00124							09/25/96 0432

Test Method.....: SW-846 6010A Batch.....: 14328 Analyst...: smh
Method Description.: Metals Analysis (ICAP Trace) Detection Limit...: 0.1
Parameter.....: Selenium (Se) Units.....: mg/L

QC	Lab ID	Reagent	QC Result	QC Result	True Value	Orig. Value	Calc. Result	Units	F	Date/Time
ICV		960716T	2.04440		2.00		102.2	% REC		09/24/96 1033
ICB		960920Z	0.00882							09/24/96 1130
ISB		960630H	1.01561		1.000		101.6	% REC		09/24/96 1151
CRI		960701T	0.01931		0.5000		3.9	% REC		09/24/96 1301
CCV		960809Z	2.57295		2.5		102.9	% REC		09/24/96 1350
CCB		960920Z	0.00638							09/24/96 1434
CCV		960809Z	2.47567		2.5		99.0	% REC		09/24/96 1534
CCB		960920Z	-0.00031							09/24/96 1547
CRI		960701T	0.01688		0.5000		3.4	% REC		09/24/96 1559
ISB		960630H	0.93887		1.000		93.9	% REC		09/24/96 1609
CCV		960809Z	2.47586		2.5		99.0	% REC		09/24/96 1615
CCB		960920Z	0.00410							09/24/96 1622
CCV		960809Z	2.47075		2.5		98.8	% REC		09/24/96 1918
CCB		960920Z	0.00470							09/24/96 1927
CCV		960809Z	2.47273		2.5		98.9	% REC		09/24/96 2036
CCB		960920Z	-0.00351							09/24/96 2058
MB		0923	-0.00494							09/24/96 2112
LCS		960912Z	0.88816		1.00		88.8	% REC		09/24/96 2119
CCV		960809Z	2.44402		2.5		97.8	% REC		09/24/96 2159
CCB		960920Z	-0.00423							09/24/96 2204
MS	962377-60	960917G	0.93460		1.000	-0.00435	93.9	% REC		09/24/96 2207
CCV		960809Z	2.48013		2.5		99.2	% REC		09/24/96 2336
CCB		960920Z	0.00111							09/24/96 2340
CCV		960809Z	2.58232		2.5		103.3	% REC		09/25/96 0046
CCB		960920Z	-0.00234							09/25/96 0121
CCV		960809Z	2.60271		2.5		104.1	% REC		09/25/96 0159
CCB		960920Z	-0.00151							09/25/96 0211
CCV		960809Z	2.64029		2.5		105.6	% REC		09/25/96 0247
CCB		960920Z	0.00075							09/25/96 0251
CCV		960809Z	2.61761		2.5		104.7	% REC		09/25/96 0321
CCB		960920Z	-0.00618							09/25/96 0331
MB		0924	0.00202							09/25/96 0340
LCS		960923H	0.93405		1.00		93.4	% REC		09/25/96 0345
MS	962416-1	960917G	1.00449		1.000	0.00301	100.1	% REC		09/25/96 0350
MSD	962416-1	960917G	0.98094	1.00449	1.000	0.00301	97.8	% REC		09/25/96 0352
							2.4	RPD		
PDS	962416-1	960917G	1.01348		1.000	0.00301	101.0	% REC		09/25/96 0354
PSD	962416-1	960917G	1.02289	1.01348	1.000	0.00301	102.0	% REC		09/25/96 0357
							0.9	RPD		
MD	962416-2		-0.00209			0.00149	0.00358	ABS Diff.		09/25/96 0402
CCV		960809Z	2.62538		2.5		105.0	% REC		09/25/96 0407
CCB		960920Z	-0.00413							09/25/96 0415

The analytical results, opinions or interpretations contained in this report are based upon information and material supplied by the client for whose exclusive and confidential use this report has been made. The analytical results, opinions or interpretations expressed represent the best judgment of Core Laboratories. Core Laboratories, however, makes no warranty or representation, express or implied, of any type, and expressly disclaims same as to the productivity, proper operations or profitableness of any oil, gas, coal or other mineral property, well or sand in connection with which such report is used or relied upon for any reason whatsoever. This report shall not be reproduced, in whole or in part, without the written approval of Core Laboratories

CORE LABORATORIES

QUALITY CONTROL RESULTS

Job Number: 962584 Date: 10/18/96

CUSTOMER: Daniel B. Stephens & Associates PROJECT: 6033.3 ENRON-ROSWELL ATTN: Bob Marley

Test Method.....: SW-846 6010A
Method Description.: Metals Analysis (ICAP Trace)
Parameter.....: Selenium (Se)
Batch.....: 14328
Detection Limit...: 0.1
Units.....: mg/L
Analyst...: smh

QC	Lab ID	Reagent	QC Result	QC Result	True Value	Orig. Value	Calc. Result	Units	F	Date/Time
ISB		960630H	1.02002		1.000		102.0	% REC		09/25/96 0423
CCV		960809Z	2.60281		2.5		104.1	% REC		09/25/96 0430
CCB		960920Z	0.00226							09/25/96 0432

Test Method.....: EPA 160.1
Method Description.: Solids, Total Dissolved (TDS)
Parameter.....: Solids, Total Dissolved (TDS)
Batch.....: 14448
Detection Limit...: 10
Units.....: mg/L
Analyst...: dme

QC	Lab ID	Reagent	QC Result	QC Result	True Value	Orig. Value	Calc. Result	Units	F	Date/Time
MB			0							09/24/96 1000
LCS		G960724A	474		500		94.8	% REC		09/24/96 1000
MD	962584-1		3660			3670	0.3	RPD		09/24/96 1000

The analytical results, opinions or interpretations contained in this report are based upon information and material supplied by the client for whose exclusive and confidential use this report has been made. The analytical results, opinions or interpretations expressed represent the best judgment of Core Laboratories. Core Laboratories, however, makes no warranty or representation, express or implied, of any type, and expressly disclaims same as to the productivity, proper operations or profitableness of any oil, gas, coal or other mineral property, well or sand, in connection with which such report is used or relied upon for any reason whatsoever. This report shall not be reproduced, in whole or in part, without the written approval of Core Laboratories.

CORE LABORATORIES

QUALITY CONTROL RESULTS

Job Number: 962584 Date: 10/18/96

CUSTOMER: Daniel B. Stephens & Associates PROJECT: 6033.3 ENRON-ROSWELL ATTN: Bob Marley

QC Type	Description	Reag. Code	Lab ID	Dilution Factor	Date	Time

Test Method.....: SW-846 8240 Batch.....: 13650 Analyst ...: tdw
Method Description.: Volatile Organics Units.....: ug/L

RS	Reference Standard	V960924A			09/24/96	1028

Parameter/Test Description	QC Result	QC Result	Rep. Limit	True Value	Orig. Value	Calc. Result	Units	F
Benzene	52.48		1.	50.00		105.0	% REC	
Bromodichloromethane	51.14		5.	50.00		102.3	% REC	
Bromoform	50.23		5.	49.95		100.6	% REC	
Carbon tetrachloride	43.72		5.	50.00		87.4	% REC	
Chlorobenzene	49.96		5.	50.00		99.9	% REC	
Chloroform	51.70		5.	50.00		103.4	% REC	
Dibromochloromethane	51.72		5.	49.98		103.5	% REC	
1,1-Dichloroethane	55.02		5.	49.98		110.1	% REC	
1,2-Dichloroethane	52.56		5.	49.98		105.2	% REC	
1,1-Dichloroethene	56.62		5.	49.98		113.3	% REC	
trans-1,2-Dichloroethene	55.03		5.	50.00		110.1	% REC	
1,2-Dichloropropane	52.87		5.	50.00		105.7	% REC	
cis-1,3-Dichloropropene	46.94		5.	50.00		93.9	% REC	
trans-1,3-Dichloropropene	47.11		5.	50.00		94.2	% REC	
Ethylbenzene	50.81		5.	50.00		101.6	% REC	
Methylene chloride	41.09		5.	49.70		82.7	% REC	
Styrene	48.18		5.	50.10		96.2	% REC	
1,1,2,2-Tetrachloroethane	58.36		5.	49.98		116.8	% REC	
Tetrachloroethene	35.07		5.	50.00		70.1	% REC	
Toluene	48.85		5.	50.00		97.7	% REC	
1,1,1-Trichloroethane	48.19		5.	49.90		96.6	% REC	
1,1,2-Trichloroethane	55.04		5.	49.98		110.1	% REC	
Trichloroethene	44.69		5.	50.00		89.4	% REC	
Xylenes (total)	159.42		5.	150.00		106.3	% REC	

MB	Method Blank	AIN05			09/24/96	1142

Parameter/Test Description	QC Result	QC Result	Rep. Limit	True Value	Orig. Value	Calc. Result	Units	F
Acetone	ND		100.					
Benzene	ND		1.					
Bromodichloromethane	ND		5.					
Bromoform	ND		5.					
Bromomethane	ND		10.					
Methyl ethyl ketone (2-Butanone)	ND		100.					
Carbon disulfide	ND		5.					
Carbon tetrachloride	ND		5.					
Chlorobenzene	ND		5.					
Chloroethane	ND		10.					
2-Chloroethylvinyl ether	ND		10.					
Chloroform	ND		5.					
Chloromethane	ND		10.					
Dibromochloromethane	ND		5.					
1,1-Dichloroethane	ND		5.					
1,2-Dichloroethane	ND		5.					
1,1-Dichloroethene	ND		5.					
trans-1,2-Dichloroethene	ND		5.					

The analytical results, opinions or interpretations contained in this report are based upon information and material supplied by the client for whose exclusive and confidential use this report has been made. The analytical results, opinions or interpretations expressed represent the best judgment of Core Laboratories. Core Laboratories, however, makes no warranty or representation, express or implied, of any type, and expressly disclaims same as to the productivity, proper operations or profitableness of any oil, gas, coal or other mineral property, well or sand in connection with which such report is used or relied upon for any reason whatsoever. This report shall not be reproduced, in whole or in part, without the written approval of Core Laboratories.

CORE LABORATORIES

QUALITY CONTROL RESULTS

Job Number: 962584 Date: 10/18/96

CUSTOMER: Daniel B. Stephens & Associates PROJECT: 6033.3 ENRON-ROSWELL ATTN: Bob Marley

QC Type	Description	Reag. Code	Lab ID	Dilution Factor	Date Time
MB	Method Blank	AIN05			09/24/96 1142

Parameter/Test Description	QC Result	QC Result	Rep. Limit	True Value	Orig. Value	Calc. Result	Units	F
1,2-Dichloropropane	ND		5.					
cis-1,3-Dichloropropene	ND		5.					
trans-1,3-Dichloropropene	ND		5.					
Ethylbenzene	ND		5.					
2-Hexanone	ND		50.					
Methylene chloride	ND		5.					
4-Methyl-2-pentanone (MIBK)	ND		50.					
Styrene	ND		5.					
1,1,2,2-Tetrachloroethane	ND		5.					
Tetrachloroethene	ND		5.					
Toluene	ND		5.					
1,1,1-Trichloroethane	ND		5.					
1,1,2-Trichloroethane	ND		5.					
Trichloroethene	ND		5.					
Vinyl acetate	ND		50.					
Vinyl chloride	ND		10.					
Xylenes (total)	ND		5.					

Test Method.....: SW-846 8240 Batch.....: 13712 Analyst ...: tdw
Method Description.: Volatile Organics Units.....: ug/L

RS	Reference Standard	V960925R			09/25/96 1543

Parameter/Test Description	QC Result	QC Result	Rep. Limit	True Value	Orig. Value	Calc. Result	Units	F
Benzene	47.89		1.	50.3		95.2	% REC	

MB	Method Blank	AI014			09/25/96 1650

Parameter/Test Description	QC Result	QC Result	Rep. Limit	True Value	Orig. Value	Calc. Result	Units	F
Benzene	ND		1.					

Test Method.....: SW-846 8080 Batch.....: 13763 Analyst ...: smc
Method Description.: PCB Analysis Units.....: ug/L

MB	Method Blank	1912			09/26/96 2203

Parameter/Test Description	QC Result	QC Result	Rep. Limit	True Value	Orig. Value	Calc. Result	Units	F
Aroclor 1016	ND		0.5					
Aroclor 1221	ND		0.5					
Aroclor 1232	ND		0.5					
Aroclor 1242	ND		0.5					
Aroclor 1248	ND		0.5					
Aroclor 1254	ND		0.5					

The analytical results, opinions or interpretations contained in this report are based upon information and material supplied by the client for whose exclusive and confidential use this report has been made. The analytical results, opinions or interpretations expressed represent the best judgment of Core Laboratories. Core Laboratories, however, makes no warranty or representation, express or implied, of any type, and expressly disclaims same as to the productivity, proper operations or profitableness of any oil, gas, coal or other mineral property, well or sand in connection with which such report is used or relied upon for any reason whatsoever. This report shall not be reproduced, in whole or in part, without the written approval of Core Laboratories.

CORE LABORATORIES

QUALITY CONTROL RESULTS

Job Number: 962584 Date: 10/18/96

CUSTOMER: Daniel B. Stephens & Associates PROJECT: 6033.3 ENRON-ROSWELL ATTN: Bob Marley

QC Type	Description	Reag. Code	Lab ID	Dilution Factor	Date	Time
MB	Method Blank	1912			09/26/96	2203

Parameter/Test Description	QC Result	QC Result	Rep. Limit	True Value	Orig. Value	Calc. Result	Units	F
Aroclor 1260	ND		0.5					
Aroclor 1262	ND		0.5					
Aroclor 1268	ND		0.5					

SB	Spiked Blank	P960918A		10	09/26/96	2330

Parameter/Test Description	QC Result	QC Result	Rep. Limit	True Value	Orig. Value	Calc. Result	Units	F
Aroclor 1254	0.198		0.5	0.20000		99.0	% REC	

SBD	Spiked Blank Duplicate	P960918A		10	09/26/96	2359

Parameter/Test Description	QC Result	QC Result	Rep. Limit	True Value	Orig. Value	Calc. Result	Units	F
Aroclor 1254	0.200	0.198	0.5	0.20000		100.0	% REC	
						1.0	RPD	

Test Method.....: SW-846 8270 Batch.....: 13884 Analyst ...: mla
Method Description.: Semivolatile Organics Units.....: ug/L

MB	Method Blank	MB1915			09/29/96	2359

Parameter/Test Description	QC Result	QC Result	Rep. Limit	True Value	Orig. Value	Calc. Result	Units	F
Acenaphthene	ND		10.					
Acenaphthylene	ND		10.					
Anthracene	ND		10.					
Benzidine	ND		50.					
Benzo(a)anthracene	ND		10.					
Benzo(b)fluoranthene	ND		10.					
Benzo(k)fluoranthene	ND		10.					
Benzo(ghi)perylene	ND		10.					
Benzo(a)pyrene	ND		10.					
Benzyl alcohol	ND		20.					
Butyl benzyl phthalate	ND		10.					
Bis(2-chloroethoxy)methane	ND		10.					
Bis(2-chloroethyl)ether	ND		10.					
Bis(2-chloroisopropyl)ether	ND		10.					
Bis(2-ethylhexyl)phthalate	ND		10.					
4-Bromophenyl phenyl ether	ND		10.					
4-Chloroaniline	ND		10.					
2-Chloronaphthalene	ND		10.					
4-Chlorophenyl phenyl ether	ND		10.					
Chrysene	ND		10.					
Dibenzo(a,h)anthracene	ND		10.					
Dibenzofuran	ND		10.					
1,2-Dichlorobenzene	ND		10.					
1,3-Dichlorobenzene	ND		10.					

The analytical results, opinions or interpretations contained in this report are based upon information and material supplied by the client for whose exclusive and confidential use this report has been made. The analytical results, opinions or interpretations expressed represent the best judgment of Core Laboratories. Core Laboratories, however, makes no warranty or representation, express or implied, of any type, and expressly disclaims same as to the productivity, proper operations or profitableness of any oil, gas, coal or other mineral property, well or sand in connection with which such report is used or relied upon for any reason whatsoever. This report shall not be reproduced, in whole or in part, without the written approval of Core Laboratories.

CORE LABORATORIES

QUALITY CONTROL RESULTS

Job Number: 962584 Date: 10/18/96

CUSTOMER: Daniel B. Stephens & Associates PROJECT: 6033.3 ENRON-ROSWELL ATTN: Bob Marley

QC Type	Description	Reag. Code	Lab ID	Dilution Factor	Date	Time
MB	Method Blank	MB1915			09/29/96	2359

Parameter/Test Description	QC Result	QC Result	Rep. Limit	True Value	Orig. Value	Calc. Result	Units	F
1,4-Dichlorobenzene	ND		10.					
3,3-Dichlorobenzidine	ND		20.					
Diethyl phthalate	ND		10.					
Dimethyl phthalate	ND		10.					
Di-n-butyl phthalate	ND		10.					
Di-n-octyl phthalate	ND		10.					
2,4-Dinitrotoluene	ND		10.					
2,6-Dinitrotoluene	ND		10.					
Fluoranthene	ND		10.					
Fluorene	ND		10.					
Hexachlorobenzene	ND		10.					
Hexachlorobutadiene	ND		10.					
Hexachlorocyclopentadiene	ND		10.					
Hexachloroethane	ND		10.					
Indeno(1,2,3-cd)pyrene	ND		10.					
Isophorone	ND		10.					
2-Methylnaphthalene	ND		10.					
Naphthalene	ND		10.					
o-Nitroaniline	ND		50.					
m-Nitroaniline	ND		50.					
p-Nitroaniline	ND		50.					
Nitrobenzene	ND		10.					
n-Nitrosodi-n-propylamine	ND		10.					
n-Nitrosodiphenylamine	ND		10.					
Phenanthrene	ND		10.					
Pyrene	ND		10.					
1,2,4-Trichlorobenzene	ND		10.					
Benzoic acid	ND		50.					
4-Chloro-3-methylphenol	ND		10.					
2-Chlorophenol	ND		10.					
2,4-Dichlorophenol	ND		10.					
2,4-Dimethylphenol	ND		10.					
2,4-Dinitrophenol	ND		50.					
2-Methyl-4,6-dinitrophenol	ND		50.					
2-Methylphenol (o-cresol)	ND		10.					
4-Methylphenol (p-cresol)	ND		10.					
2-Nitrophenol	ND		10.					
4-Nitrophenol	ND		50.					
Pentachlorophenol	ND		50.					
Phenol	ND		10.					
2,4,5-Trichlorophenol	ND		10.					
2,4,6-Trichlorophenol	ND		10.					

SB	Spiked Blank	B960529A			09/30/96	2009

Parameter/Test Description	QC Result	QC Result	Rep. Limit	True Value	Orig. Value	Calc. Result	Units	F
Acenaphthene	85.90		10.	100.0		85.9	% REC	
1,4-Dichlorobenzene	68.66		10.	100.5		68.3	% REC	
2,4-Dinitrotoluene	84.10		10.	100.0		84.1	% REC	
n-Nitrosodi-n-propylamine	78.26		10.	100.4		77.9	% REC	
Pyrene	82.59		10.	99.94		82.6	% REC	

The analytical results, opinions or interpretations contained in this report are based upon information and material supplied by the client for whose exclusive and confidential use this report has been made. The analytical results, opinions or interpretations expressed represent the best judgment of Core Laboratories. Core Laboratories, however, makes no warranty or representation, express or implied, of any type, and expressly disclaims same as to the productivity, proper operations or profitableness of any oil, gas, coal or other mineral property, well or sand in connection with which such report is used or relied upon for any reason whatsoever. This report shall not be reproduced, in whole or in part, without the written approval of Core Laboratories.

CORE LABORATORIES

QUALITY CONTROL RESULTS

Job Number: 962584 Date: 10/18/96

CUSTOMER: Daniel B. Stephens & Associates PROJECT: 6033.3 ENRON-ROSWELL ATTN: Bob Marley

QC Type	Description	Reag. Code	Lab ID	Dilution Factor	Date	Time
SB	Spiked Blank	B960529A			09/30/96	2009

Parameter/Test Description	QC Result	QC Result	Rep. Limit	True Value	Orig. Value	Calc. Result	Units	F
1,2,4-Trichlorobenzene	78.49		10.	99.92		78.6	% REC	
4-Chloro-3-methylphenol	91.97		10.	99.99		92.0	% REC	
2-Chlorophenol	76.74		10.	99.94		76.8	% REC	
4-Nitrophenol	43.81		50.	100.5		43.6	% REC	
Pentachlorophenol	95.48		50.	99.98		95.5	% REC	
Phenol	33.22		10.	99.92		33.2	% REC	

QC Type	Description	Reag. Code	Lab ID	Dilution Factor	Date	Time
SBD	Spiked Blank Duplicate	B960529A			09/30/96	2109

Parameter/Test Description	QC Result	QC Result	Rep. Limit	True Value	Orig. Value	Calc. Result	Units	F
Acenaphthene	81.01	85.90	10.	100.0		81.0	% REC	
						5.9	RPD	
1,4-Dichlorobenzene	61.66	68.66	10.	100.5		61.4	% REC	
						10.7	RPD	
2,4-Dinitrotoluene	80.90	84.10	10.	100.0		80.9	% REC	
						3.9	RPD	
n-Nitrosodi-n-propylamine	73.05	78.26	10.	100.4		72.8	% REC	
						6.9	RPD	
Pyrene	80.66	82.59	10.	99.94		80.7	% REC	
						2.4	RPD	
1,2,4-Trichlorobenzene	72.79	78.49	10.	99.92		72.8	% REC	
						7.5	RPD	
4-Chloro-3-methylphenol	86.59	91.97	10.	99.99		86.6	% REC	
						6.0	RPD	
2-Chlorophenol	67.75	76.74	10.	99.94		67.8	% REC	
						12.4	RPD	
4-Nitrophenol	40.37	43.81	50.	100.5		40.2	% REC	
						8.2	RPD	
Pentachlorophenol	91.34	95.48	50.	99.98		91.4	% REC	
						4.4	RPD	
Phenol	30.35	33.22	10.	99.92		30.4	% REC	
						9.0	RPD	

The analytical results, opinions or interpretations contained in this report are based upon information and material supplied by the client for whose exclusive and confidential use this report has been made. The analytical results, opinions or interpretations expressed represent the best judgment of Core Laboratories. Core Laboratories, however, makes no warranty or representation, express or implied, of any type, and expressly disclaims same as to the productivity, proper operations or profitableness of any oil, gas, coal or other minerals, property, well or sand in connection with which such report is used or relied upon for any reason whatsoever. This report shall not be reproduced, in whole or in part, without the written approval of Core Laboratories.

CORE LABORATORIES

SURROGATE RECOVERIES REPORT

Job Number.: 962584 Report Date: 10/18/96

CUSTOMER: Daniel B. Stephens & Associates PROJECT: 6033.3 ENRON-ROSWELL ATTN: Bob Marley

Method.....: SW-846 8240 Batch.....: 13650
Method Code.....: 8240 Analyst.....: tdw

Surrogate	Units
4-Bromofluorobenzene	ug/L

Lab ID	Matrix	QC Type	Dilution	Result	True Value	Percent Recovery	Flag	Date	Time
		RS		49.62	50.179	98.9		09/24/96	1028
		MB		47.97	50.179	95.6		09/24/96	1142
962584-1				49.00	50.179	97.7		09/24/96	1350
962584-2				49.16	50.179	98.0		09/24/96	1422
962612-1				47.35	50.179	94.4		09/24/96	1454
962612-2				50.68	50.179	101.0		09/24/96	1526
962613-1				48.37	50.179	96.4		09/24/96	1558

Surrogate	Units
Dibromofluoromethane	ug/L

Lab ID	Matrix	QC Type	Dilution	Result	True Value	Percent Recovery	Flag	Date	Time
		RS		51.51	50.219	102.6		09/24/96	1028
		MB		52.34	50.219	104.2		09/24/96	1142
962584-1				52.59	50.219	104.7		09/24/96	1350
962584-2				54.17	50.219	107.9		09/24/96	1422
962612-1				54.34	50.219	108.2		09/24/96	1454
962612-2				51.17	50.219	101.9		09/24/96	1526
962613-1				52.03	50.219	103.6		09/24/96	1558

Surrogate	Units
Toluene-d8	ug/L

Lab ID	Matrix	QC Type	Dilution	Result	True Value	Percent Recovery	Flag	Date	Time
		RS		51.17	50.204	101.9		09/24/96	1028
		MB		51.14	50.204	101.9		09/24/96	1142
962584-1				52.28	50.204	104.1		09/24/96	1350
962584-2				51.87	50.204	103.3		09/24/96	1422
962612-1				50.38	50.204	100.4		09/24/96	1454
962612-2				51.66	50.204	102.9		09/24/96	1526
962613-1				49.89	50.204	99.4		09/24/96	1558

The analytical results, opinions or interpretations contained in this report are based upon information and material supplied by the client for whose exclusive and confidential use this report has been made. The analytical results, opinions or interpretations expressed represent the best judgment of Core Laboratories. Core Laboratories, however, makes no warranty or representation, express or implied, of any type, and expressly disclaims same as to the productivity, proper operations or profitableness of any oil, gas, coal or other mineral, property, well or sand in connection with which such report is used or relied upon for any reason whatsoever. This report shall not be reproduced, in whole or in part, without the written approval of Core Laboratories.

CORE LABORATORIES

SURROGATE RECOVERIES REPORT

Job Number.: 962584 Report Date: 10/18/96

CUSTOMER: Daniel B. Stephens & Associates PROJECT: 6033.3 ENRON-ROSWELL ATTN: Bob Marley

Method.....: SW-846 8240 Batch.....: 13712
Method Code.....: 8240 Analyst.....: tdw

Surrogate	Units
4-Bromofluorobenzene	ug/L

Lab ID	Matrix	QC Type	Dilution	Result	True Value	Percent Recovery	Flag	Date	Time
		RS		49.34	50.179	98.3		09/25/96	1543
		MB		48.24	50.179	96.1		09/25/96	1650
962584-1			50	47.51	50.179	94.7		09/25/96	1722
962612-2			500	48.65	50.179	97.0		09/25/96	1754

Surrogate	Units
Dibromofluoromethane	ug/L

Lab ID	Matrix	QC Type	Dilution	Result	True Value	Percent Recovery	Flag	Date	Time
		RS		50.13	50.219	99.8		09/25/96	1543
		MB		51.64	50.219	102.8		09/25/96	1650
962584-1			50	52.23	50.219	104.0		09/25/96	1722
962612-2			500	53.44	50.219	106.4		09/25/96	1754

Surrogate	Units
Toluene-d8	ug/L

Lab ID	Matrix	QC Type	Dilution	Result	True Value	Percent Recovery	Flag	Date	Time
		RS		49.22	50.204	98.0		09/25/96	1543
		MB		48.93	50.204	97.5		09/25/96	1650
962584-1			50	49.34	50.204	98.3		09/25/96	1722
962612-2			500	49.95	50.204	99.5		09/25/96	1754

Method.....: SW-846 8080 Batch.....: 13763
Method Code.....: 8080PC Analyst.....: smc

Surrogate	Units
2,4,5,6-Tetrachloro-m-xylene	ug/L

Lab ID	Matrix	QC Type	Dilution	Result	True Value	Percent Recovery	Flag	Date	Time
		MB		0.0156	0.02004	78		09/26/96	2203
		SB		0.0168	0.02004	84		09/26/96	2330
		SBD		0.0192	0.02004	96		09/26/96	2359
962584-1				0.0157	0.02004	78		09/27/96	0028
962584-2				0.0179	0.02004	89		09/27/96	0057

The analytical results, opinions or interpretations contained in this report are based upon information and material supplied by the client for whose exclusive and confidential use this report has been made. The analytical results, opinions or interpretations expressed represent the best judgment of Core Laboratories. Core Laboratories, however, makes no warranty or representation, express or implied, of any type, and expressly disclaims same as to the productivity, proper operations or profitableness of any oil, gas, coal or other mineral property, well or sand in connection with which such report is used or relied upon for any reason whatsoever. This report shall not be reproduced, in whole or in part, without the written approval of Core Laboratories.

CORE LABORATORIES

SURROGATE RECOVERIES REPORT

Job Number.: 962584 Report Date: 10/18/96

CUSTOMER: Daniel B. Stephens & Associates PROJECT: 6033.3 ENRON-ROSWELL ATTN: Bob Marley

Surrogate	Units
2,4,5,6-Tetrachloro-m-xylene	ug/L

Lab ID	Matrix	QC Type	Dilution	Result	True Value	Percent Recovery	Flag	Date	Time
962612-1				0.0157	0.02004	78		09/27/96	0126
962612-2				0.0184	0.02004	92		09/27/96	0155
962613-1				0.0154	0.02004	77		09/27/96	0224
962618-2				0.0204	0.02004	102		09/27/96	0253
962618-3				0.0202	0.02004	101		09/27/96	0322
962618-40				0.0199	0.02004	99		09/27/96	0351

Surrogate	Units
4,4'-Dichlorobiphenyl	ug/L

Lab ID	Matrix	QC Type	Dilution	Result	True Value	Percent Recovery	Flag	Date	Time
		MB		0.0192	0.02004	96		09/26/96	2203
		SB		0.0190	0.02004	95		09/26/96	2330
		SBD		0.0194	0.02004	97		09/26/96	2359
962584-1				0.0166	0.02004	83		09/27/96	0028
962584-2				0.0191	0.02004	95		09/27/96	0057
962612-1				0.0176	0.02004	88		09/27/96	0126
962612-2				0.0186	0.02004	93		09/27/96	0155
962613-1				0.0190	0.02004	95		09/27/96	0224
962618-2				0.0194	0.02004	97		09/27/96	0253
962618-3				0.0200	0.02004	100		09/27/96	0322
962618-40				0.0201	0.02004	100		09/27/96	0351

Method.....: SW-846 8270 Batch.....: 13884
Method Code.....: 8270 Analyst.....: mla

Surrogate	Units
2,4,6-Tribromophenol	ug/L

Lab ID	Matrix	QC Type	Dilution	Result	True Value	Percent Recovery	Flag	Date	Time
		MB	1.00	93.76	100.01	94		09/29/96	2359
962584-1			1.00	93.26	100.01	93		09/30/96	0058
		SB	1.00	90.91	100.01	91		09/30/96	2009
		SBD	1.00	86.71	100.01	87		09/30/96	2109
962584-2			1.00	90.67	100.01	91		09/30/96	2208
962612-1			1.00	89.68	100.01	90		09/30/96	2307
962612-2			1.00	90.67	100.01	91		10/01/96	0007
962613-1			1.00	92.64	100.01	93		10/01/96	0106

The analytical results, opinions or interpretations contained in this report are based upon information and material supplied by the client for whose exclusive and confidential use this report has been made. The analytical results, opinions or interpretations expressed represent the best judgment of Core Laboratories. Core Laboratories, however, makes no warranty or representation, express or implied, of any type, and expressly disclaims same as to the productivity, proper operations or profitableness of any oil, gas, coal or other mineral property, well or sand in connection with which such report is used or relied upon for any reason whatsoever. This report shall not be reproduced, in whole or in part, without the written approval of Core Laboratories.

CORE LABORATORIES

SURROGATE RECOVERIES REPORT

Job Number.: 962584 Report Date: 10/18/96

CUSTOMER: Daniel B. Stephens & Associates PROJECT: 6033.3 ENRON-ROSWELL ATTN: Bob Marley

Surrogate	Units
2-Fluorobiphenyl	ug/L

Lab ID	Matrix	QC Type	Dilution	Result	True Value	Percent Recovery	Flag	Date	Time
		MB	1.00	33.15	50.01	66		09/29/96	2359
962584-1			1.00	35.30	50.01	71		09/30/96	0058
		SB	1.00	35.39	50.01	71		09/30/96	2009
		SBD	1.00	33.32	50.01	67		09/30/96	2109
962584-2			1.00	33.06	50.01	66		09/30/96	2208
962612-1			1.00	32.88	50.01	66		09/30/96	2307
962612-2			1.00	31.74	50.01	63		10/01/96	0007
962613-1			1.00	31.40	50.01	63		10/01/96	0106

Surrogate	Units
2-Fluorophenol	ug/L

Lab ID	Matrix	QC Type	Dilution	Result	True Value	Percent Recovery	Flag	Date	Time
		MB	1.00	43.51	100.00	44		09/29/96	2359
962584-1			1.00	42.14	100.00	42		09/30/96	0058
		SB	1.00	48.18	100.00	48		09/30/96	2009
		SBD	1.00	42.40	100.00	42		09/30/96	2109
962584-2			1.00	41.06	100.00	41		09/30/96	2208
962612-1			1.00	41.52	100.00	42		09/30/96	2307
962612-2			1.00	37.75	100.00	38		10/01/96	0007
962613-1			1.00	38.41	100.00	38		10/01/96	0106

Surrogate	Units
Nitrobenzene-d5	ug/L

Lab ID	Matrix	QC Type	Dilution	Result	True Value	Percent Recovery	Flag	Date	Time
		MB	1.00	33.34	50.05	67		09/29/96	2359
962584-1			1.00	33.05	50.05	66		09/30/96	0058
		SB	1.00	35.76	50.05	71		09/30/96	2009
		SBD	1.00	32.39	50.05	65		09/30/96	2109
962584-2			1.00	32.70	50.05	65		09/30/96	2208
962612-1			1.00	31.90	50.05	64		09/30/96	2307
962612-2			1.00	31.78	50.05	63		10/01/96	0007
962613-1			1.00	29.31	50.05	59		10/01/96	0106

Surrogate	Units
Phenol-d6	ug/L

Lab ID	Matrix	QC Type	Dilution	Result	True Value	Percent Recovery	Flag	Date	Time
		MB	1.00	28.08	100.02	28		09/29/96	2359

The analytical results, opinions or interpretations contained in this report are based upon information and material supplied by the client for whose exclusive and confidential use this report has been made. The analytical results, opinions or interpretations expressed represent the best judgment of Core Laboratories. Core Laboratories, however, makes no warranty or representation, express or implied, of any type, and expressly disclaims same as to the productivity, proper operations or profitableness of any oil, gas, coal or other mineral property, well or sand in connection with which such report is used or relied upon for any reason whatsoever. This report shall not be reproduced, in whole or in part, without the written approval of Core Laboratories.

CORE LABORATORIES

SURROGATE RECOVERIES REPORT

Job Number.: 962584 Report Date: 10/18/96

CUSTOMER: Daniel B. Stephens & Associates PROJECT: 6033.3 ENRON-ROSWELL ATTN: Bob Marley

Surrogate	Units
Phenol-d6	ug/L

Lab ID	Matrix	QC Type	Dilution	Result	True Value	Percent Recovery	Flag	Date	Time
962584-1			1.00	26.63	100.02	27		09/30/96	0058
		SB	1.00	32.58	100.02	33		09/30/96	2009
		SBD	1.00	29.30	100.02	29		09/30/96	2109
962584-2			1.00	27.70	100.02	28		09/30/96	2208
962612-1			1.00	25.26	100.02	25		09/30/96	2307
962612-2			1.00	12.45	100.02	12		10/01/96	0007
962613-1			1.00	23.29	100.02	23		10/01/96	0106

Surrogate	Units
Terphenyl-d14	ug/L

Lab ID	Matrix	QC Type	Dilution	Result	True Value	Percent Recovery	Flag	Date	Time
		MB	1.00	44.76	50.00	90		09/29/96	2359
962584-1			1.00	45.20	50.00	90		09/30/96	0058
		SB	1.00	46.55	50.00	93		09/30/96	2009
		SBD	1.00	46.09	50.00	92		09/30/96	2109
962584-2			1.00	42.36	50.00	85		09/30/96	2208
962612-1			1.00	40.93	50.00	82		09/30/96	2307
962612-2			1.00	40.65	50.00	81		10/01/96	0007
962613-1			1.00	44.55	50.00	89		10/01/96	0106

The analytical results, opinions or interpretations contained in this report are based upon information and material supplied by the client for whose exclusive and confidential use this report has been made. The analytical results, opinions or interpretations expressed represent the best judgment of Core Laboratories. Core Laboratories, however, makes no warranty or representation, express or implied, of any type, and expressly disclaims same as to the productivity, proper operations or profitableness of any oil, gas, coal or other minerals, property, well or sand in connection with which such report is used or relied upon for any reason whatsoever. This report shall not be reproduced, in whole or in part, without the written approval of Core Laboratories

CORE LABORATORIES

QUALITY ASSURANCE METHODS

REFERENCES AND NOTES

Report Date: 10/18/96

Volatile Organics

Method 602/8020

Surrogate Recovery Limits

	Water	Soil
Bromofluorobenzene	89-110%	78-123%

Spike/Spike Duplicate Recovery Limits

	Water	Soil
Benzene	39-150%	75-125%
Ethylbenzene	32-160%	60-140%
Toluene	46-148%	70-130%
Xylenes	75-125%	61-139%

Method 8015 Modified

Spike/Spike Duplicate Recovery Limits

	Water	Soil
TVPH	81-124%	48-152%
TEPH	54-135%	54-135%

Method 624/8240/8260

Surrogate Recovery Limits

	Water	Soil
Dibromofluoromethane	86-118%	80-120%
Toluene-(d8)	88-110%	81-117%
4-Bromofluorobenzene	86-115%	74-121%

Spike/Spike Duplicate Recovery & RPD Limits

	Water		Soil	
	Recovery	RPD	Recovery	RPD
1,1-Dichloroethene	61-145%	14	59-172%	22
Trichloroethene	71-120%	14	62-137%	24
Benzene	76-127%	11	66-142%	21
Toluene	76-125%	13	59-139%	21
Chlorobenzene	75-130%	13	60-133%	21

Pesticides/PCB Organics

Method 608/8080

Surrogate Recovery Limits

	Water	Soil
Tetrachloro-m-xylene	60-150%	60-150%
4,4'-Dichlorobiphenyl	60-150%	60-150%

Method 8140

Surrogate Recovery Limits

	Water	Soil
Tributylphosphate	36-152%	36-152%
Triphenylphosphate	40-152%	40-152%

Base/Neutral/Acid Organics

Method 625/8270

Surrogate Recovery Limits

	Water	Soil
Nitrobenzene-d5	35-114%	23-120%
2-Fluorobiphenyl	43-116%	30-115%
4-Terphenyl-d14	33-141%	18-137%
Phenol-d6	10-94%	24-113%
2-Fluorophenol	21-100%	25-121%
2,4,6-Tribromophenol	10-123%	19-122%

The analytical results, opinions or interpretations contained in this report are based upon information and material supplied by the client for whose exclusive and confidential use this report has been made. The analytical results, opinions or interpretations expressed represent the best judgment of Core Laboratories. Core Laboratories, however, makes no warranty or representation, express or implied, of any type, and expressly disclaims same as to the productivity, proper operations or profitableness of any oil, gas, or other mineral property, well or sand in connection with which such report is used or relied upon for any reason whatsoever. This report shall not be reproduced, in whole or in part, without the written approval of Core Laboratories.

CORE LABORATORIES

QUALITY ASSURANCE METHODS

REFERENCES AND NOTES

Report Date: 10/18/96

Matrix Spike/Matrix Spike Duplicate Recovery & RPD Limits

	Water		Soil	
	Recovery	RPD	Recovery	RPD
Phenol	12-110%	42	26-90%	35
2-Chlorophenol	27-123%	40	25-102%	50
1,4-Dichlorobenzene	36-97%	28	28-104%	27
N-Nitroso-di-n-propylamine	41-116%	38	41-126%	38
1,2,4-Trichlorobenzene	39-98%	28	38-107%	23
4-Chloro-3-methylphenol	23-97%	42	26-103%	33
Acenaphthene	46-118%	31	31-137%	19
4-Nitrophenol	10-80%	50	11-114%	50
2,4-Dintrotoluene	24-96%	38	28-89%	47
Pentachlorophenol	9-103%	50	17-109%	47
Pyrene	26-127%	31	35-142%	36

The analytical results, opinions or interpretations contained in this report are based upon information and material supplied by the client for whose exclusive and confidential use this report has been made. The analytical results, opinions or interpretations expressed represent the best judgment of Core Laboratories. Core Laboratories, however, makes no warranty or representation, express or implied, of any type, and expressly disclaims same as to the productivity, proper operations or profitableness of any oil, gas, coal or other mineral property, well or sand in connection with which such report is used or relied upon for any reason whatsoever. This report shall not be reproduced, in whole or in part, without the written approval of Core Laboratories.

CORE LABORATORIES

QUALITY ASSURANCE METHODS

REFERENCES AND NOTES

Report Date: 10/18/96

(1) EPA 600/4-79-020, Methods for Chemical Analysis of Water and Wastes, March 1983

(2) EPA SW-846, Test Methods for Evaluating Solid Waste, Third Edition, 1989

(3) Standard Methods for The Examination of Water and Wastewater, 17th Edition, 1989

(4) EPA 600/4-80-032, Prescribed Procedures For Measurement Of Radioactivity In Drinking Water, August 1980

(5) EPA 600/8-78-017, Microbiological Methods For Monitoring The Environment, December 1978

(6) Federal Register, July 1, 1990 (40 CFR Part 136)

(7) EPA 600/4-88-03, Methods For The Determination of Organics Compounds in Drinking Water, December 1988

(8) U.S.G.S. Methods For Determination of Inorganic Substances In Water And Fluvial Sediments, Book 5, Chapter A1, 1985

(9) Federal Register, Friday, June 7, 1991 (40 CFR Parts 141 & 142)

(10) Standard Methods For The Examination of Water and Wastewater, 16th Edition, 1985

(11) ASTM, Section 11 Water and Environmental Technology, Volume 11.01 Water (1), 1991

(12) Methods of Soil Analysis, American Society of Agronomy, Agronomy No. 9, 1965

(13) EPA SW-846, Test Methods For Evaluating Solid Waste, Third Edition, Revision 1, November 1990

(14) ASTM, Section 5, Petroleum Products, Lubricants, and Fossil Fuels, Volume 05.05, Gaseous Fuels, Coal, and Coke

(15) EPA 600/2-78-054, Field and Laboratory Methods Applicable To Overburdens and Mine Soils, March 1978

(16) ASTM, Part 19, Soils and Rocks; Building Stones, 1981

Comments: Data in the QA report may differ from final results due to digestion and/or dilution of sample into analytical ranges. The "Time Analyzed" in the QA report refers to the start time of the analytical batch which may not reflect the actual time of each analysis. The "Date Analyzed" is the actual date of analysis. Results for soil and sludge samples are reported on a wet weight basis (i.e. not corrected for percent moisture) unless otherwise indicated.

NC = Not Calculable Due to Value(s) lower than the Detection Limit.

BLANK QC SAMPLE IDENTIFICATION

The analytical results, opinions or interpretations contained in this report are based upon information and material supplied by the client for whose exclusive and confidential use this report has been made. The analytical results, opinions or interpretations expressed represent the best judgment of Core Laboratories. Core Laboratories, however, makes no warranty or representation, express or implied, of any type, and expressly disclaims same as to the productivity, proper operations or profitableness of any oil, gas, coal or other mineral property, well or sand in connection with which such report is used or relied upon for any reason whatsoever. This report shall not be reproduced, in whole or in part, without the written approval of Core Laboratories

QUALITY ASSURANCE METHODS

REFERENCES AND NOTES

Report Date: 10/18/96

MB	Method Blank
ICB	Initial Calibration Blank
CCB	Continuing Calibration Blank

SPIKE QC SAMPLE IDENTIFICATION

MS	Method (Matrix) Spike
MSD	Method (Matrix) Spike Duplicate
PDS	Post Digestion Spike
SB	Spiked Blank
SBD	Spike Blank Duplicate

REFERENCE STANDARD QC SAMPLE IDENTIFICATION

LCS	Laboratory Control Standard
RS	Reference Standard
ICV	Initial Calibration Verification Standard
CCV	Continuing Calibration Verification Standard
ISA/ISB	ICP Interface Check Sample
ICL	Initial Calibration/Laboratory Control Sample
DSC	Distilled Standard Check

DUPLICATE QC SAMPLE IDENTIFICATION

MD	Method (Matrix) Duplicate
ED	Extraction Duplicate
DD	Digestion Duplicate

Analyses performed by a subcontract laboratory are indicated on the analytical and/or quality control reports under "technician" using the following codes:

SUBCONTRACT LABORATORY	CODE
Core Laboratories - Anaheim, CA	* AN
Core Laboratories - Casper, WY	* CA
Core Laboratories - Corpus Christi, TX	* CC
Core Laboratories - Houston, TX	* HP
Core Laboratories - Lake Charles, LA	* LC
Core Laboratories - Long Beach, CA	* LB
Other Subcontract Laboratories	* XX

EXPLANATION OF DATA FLAGS

B - This flag is used to indicate that an analyte is present in the method blank as well as in the sample. It indicates that the client should consider this when evaluating the results.

D - This flag indicates that surrogates were diluted out of calibration range and cannot be quantified.

E - Indicates that a sample result is an estimate because the concentration exceeded the calibration range of the instrument.

I - Used to indicate matrix interference.

J - Indicates that a value is an estimate. It is used when a compound is determined to be present based on the mass spectral data, but at a concentration less than the practical quantitation limit of the method.

The analytical results, opinions or interpretations contained in this report are based upon information and material supplied by the client for whose exclusive and confidential use this report has been made. The analytical results, opinions or interpretations expressed represent the best judgment of Core Laboratories. Core Laboratories, however, makes no warranty or representation, express or implied, of any type, and expressly disclaims same as to the productivity, proper operations or profitableness of any oil, gas, coal or other minerals, property, well or sand in connection with which such report is used or relied upon for any reason whatsoever. This report shall not be reproduced, in whole or in part, without the written approval of Core Laboratories

QUALITY ASSURANCE METHODS

REFERENCES AND NOTES

Report Date: 10/18/96

This flag is also used when estimating the concentration of a tentatively identified compound.

X - Indicates that a surrogate recovery is outside the specified quality control limits.

Y - Used to identify a spike or spike duplicate recovery that is outside the specified quality control limits.

Z - Indicates a relative percent difference for a spike and spike duplicate is outside the specified quality control limits.

* - Indicates a relative percent difference for a duplicate analysis is outside the specified quality control limits.

^ - Used to indicate that a standard is outside specified quality control limits.

The analytical results, opinions or interpretations contained in this report are based upon information and material supplied by the client for whose exclusive and confidential use this report has been made. The analytical results, opinions or interpretations expressed represent the best judgment of Core Laboratories. Core Laboratories, however, makes no warranty or representation, express or implied, of any type, and expressly disclaims same as to the productivity, proper operations or profitableness of any oil, gas, other mineral, property, well or sand in connection with which such report is used or relied upon for any reason whatsoever. This report shall not be reproduced, in whole or in part, without the written approval of Core Laboratories.

Job Number 962677
October 18, 1996

CORE LABORATORIES

ANALYTICAL REPORT

JOB NUMBER: 962677

Prepared For:

Daniel B. Stephens & Associates
6020 Academy NE
Suite 100
Albuquerque, NM 87109

Attention: Bob Marley

Date: 10/18/96

Don Morris
Signature

October 18, 1996
Date

Name: Don L. Morris

Title: Project Manager

CORE LABORATORIES, INC.
10703 East Bethany Drive
Aurora, CO 80014

PHONE: (303) 751-1780
FAX: (303) 751-1784

The analytical results, opinions or interpretations contained in this report are based upon information and material supplied by the client for whose exclusive and confidential use this report has been made. The analytical results, opinions or interpretations expressed represent the best judgment of Core Laboratories. Core Laboratories, however, makes no warranty or representation, express or implied, of any type, and expressly disclaims same as to the productivity, proper operations or profitableness of any oil, gas, coal or other mineral, property, well or sand in connection with which such report is used or relied upon for any reason whatsoever. This report shall not be reproduced, in whole or in part, without the written approval of Core Laboratories

CORE LAB

CORE LABORATORIES, INC.

No. 77022

CHAIN OF CUSTODY RECORD

CUSTOMER INFORMATION

COMPANY: Daniel B. Stephens & Assoc.
SEND REPORT TO: Bob Marley
ADDRESS: 6020 Academy NE Suite 100
Albuquerque, NM 87109
PHONE: 505-822-9400
FAX: 505-822-8877

PROJECT INFORMATION

PROJECT NAME/NUMBER: Enron-Roswell / 6033.3

BILLING INFORMATION

BILL TO: George Robinson
Enron Environmental Affairs
ADDRESS: 1400 Smith St.
Houston, TX 77251
PHONE:
FAX: PO NO.:

LAB JOB NO. 962677

SAMPLE NO.	SAMPLE DESCRIPTION	SAMPLE DATE	SAMPLE TIME	SAMPLE MATRIX	CONTAINER	PRESERV.	NUMBER OF CONTAINERS	8080 PCBs	8270	Total Metals (pres. w/ HNO3)	Cl, SO4	8240	TDS	NO2 + NO3	REMARKS / PRECAUTIONS
1,2	MW-14	9/24/96	1425	Water	1000 mL Amber	None None	2	X	X						1 sample bottle for each analysis
3,4	MW-14	9/24/96	1425	Water	1000 mL Plastic	HNO3 None	2			X	X				"
5,6,7	MW-14	9/24/96	1425	Water	VOAs	HCl	3					X			
8	MW-14	9/24/96	1425	Water	500 mL Plastic	None	1						X		
9	MW-14	9/24/96	1425	Water	250 mL Plastic	H2SO4	1							X	
10,11	MW-17	9/24/96	1620	Water	1000 mL Amber	None None	2	X	X						1 sample bottle for each analysis
12,13	MW-17	9/24/96	1620	Water	1000 mL Plastic	HNO3 None	2			X	X				"
14,15,16	MW-17	9/24/96	1620	Water	VOAs	HCl	3					X			
17	MW-17	9/24/96	1620	Water	500 mL Plastic	None	1						X		
18	MW-17	9/24/96	1620	Water	250 mL Plastic	H2SO4	1							X	temp 2.4°C

SAMPLER: Tracy L. Roth
SHIPMENT METHOD: Fed Ex
AIRBILL NO.: 8648335990

REQUIRED TURNAROUND:* [ ] SAME DAY [ ] 24 HOURS [ ] 48 HOURS [ ] 72 HOURS [ ] 5 DAYS [ ] 10 DAYS [X] ROUTINE OTHER

1. RELINQUISHED BY:	DATE	2. RELINQUISHED BY:	DATE	3. RELINQUISHED BY:	DATE
SIGNATURE: Tracy L. Roth	9/25/96	SIGNATURE:		SIGNATURE:	
PRINTED NAME/COMPANY: Tracy L. Roth / DBS&A	TIME 1500	PRINTED NAME/COMPANY:	TIME	PRINTED NAME/COMPANY:	TIME
1. RECEIVED BY:	DATE	**2. RECEIVED BY:**	DATE	**3. RECEIVED BY:**	DATE
SIGNATURE: Michelle Weatherford	9/26/96	SIGNATURE:		SIGNATURE:	
PRINTED NAME/COMPANY: CORE	TIME 0730	PRINTED NAME/COMPANY:	TIME	PRINTED NAME/COMPANY:	TIME

* RUSH TURNAROUND MAY REQUIRE SURCHARGE

☐ Anaheim, CA 1250 E. Gene Autry Way Anaheim, CA 92805 (714) 937-1094 Fax (714) 937-1170
☐ Aurora, CO 10703 E. Bethany Drive Aurora, CO 80014 (303) 751-1780 Fax (303) 751-1784
☐ Casper, WY 420 W. First Street Casper, WY 82601 (307) 235-5741 Fax (307) 266-1676
☐ Corpus Christi, TX 1733 N. Padre Island Drive Corpus Christi, TX 78408 (512) 289-2673 Fax (512) 289-2471
☐ Edison, NJ 284 Raritan Center Parkway Edison, NJ 08837 (908) 225-6700 Fax (908) 225-6777
☐ Houston, TX (Env) 6310 Rothway Drive Houston, TX 77040 (713) 690-4444 Fax (713) 690-5646
☐ Houston, TX (Pet) 8210 Mosley Road Houston, TX 77075 (713) 943-9776 Fax (713) 943-3846
☐ Indianapolis, IN 7726 Moller Road Indianapolis, IN 46268 (317) 875-5894 Fax (317) 872-6189
☐ Lake Charles, LA 3645 Beglis Parkway Sulphur, LA 70663 (318) 583-4926 Fax (318) 583-4929
☐ Long Beach, CA 3700 Cherry Avenue Long Beach, CA 90807 (310) 595-8401 Fax (310) 427-5174
☐ Tampa, FL 5460 Beaumont Center Blvd. Tampa, FL 33634 (813) 884-8268 Fax (813) 885-4938
☐ Valparaiso, IN 2400 Cumberland Drive Valparaiso, IN 46383 (219) 464-2389 Fax (219) 462-2953

ORIGINAL

CORE LABORATORIES

SAMPLE DELIVERY GROUP NARRATIVE

October 18, 1996

Customer: Daniel B. Stephens & Associates
Project: DB Stevens/Enron
Core Laboratories Project Number: 962677

Method 8240 GC/MS Volatiles Analysis:

The method blank associated with samples 1 and 2 in this project had a positive detection for benzene right at the detection limit of 1.0ug/L. As a result, the samples associated with this method blank will be flagged with a "B".

Linda L. Benkers
QA/QC Coordinator

Michael L. Armstrong
Laboratory Supervisor

The analytical results, opinions or interpretations contained in this report are based upon information and material supplied by the client for whose exclusive and confidential use this report has been made. The analytical results, opinions or interpretations expressed represent the best judgment of Core Laboratories. Core Laboratories, however, makes no warranty or representation, express or implied, of any type, and expressly disclaims same as to the productivity, proper operations or profitableness of any oil, gas, coal or other mineral property, well or sand in connection with which such report is used or relied upon for any reason whatsoever. This report shall not be reproduced, in whole or in part, without the written approval of Core Laboratories.

CORE LABORATORIES

SAMPLE INFORMATION
Date: 10/18/96

Job Number.: 962677
Customer ..: Daniel B. Stephens & Associates
Attn.....: Bob Marley

Project Number.....: 96000156
Customer Project ID....:
Project Description....: DB Stevens/Enron

Laboratory Sample ID	Customer Sample ID	Sample Matrix	Date Sampled	Time Sampled	Date Received	Time Received
962677-1	MW-14	Water	09/24/96	14:25	09/26/96	09:30
962677-2	MW-17	Water	09/24/96	16:20	09/26/96	09:30

The analytical results, opinions or interpretations contained in this report are based upon information and material supplied by the client for whose exclusive and confidential use this report has been made. The analytical results, opinions or interpretations expressed represent the best judgment of Core Laboratories. Core Laboratories, however, makes no warranty or representation, express or implied, of any type, and expressly disclaims same as to the productivity, proper operations or profitableness of any oil, gas, coal, or other mineral property, well or sand, in connection with which such report is used or relied upon for any reason whatsoever. This report shall not be reproduced, in whole or in part, without the written approval of Core Laboratories.

CORE LABORATORIES

LABORATORY TEST RESULTS

Job Number: 962677 Date: 10/18/96

CUSTOMER: Daniel B. Stephens & Associates PROJECT: ATTN: Bob Marley

Customer Sample ID: MW-14
Date Sampled.....: 09/24/96
Time Sampled.....: 14:25
Sample Matrix.....: Water

Laboratory Sample ID: 962677-1
Date Received.....: 09/26/96
Time Received.....: 09:30

TEST METHOD	PARAMETER/TEST DESCRIPTION	SAMPLE RESULT	FLAGS	REPORTING LIMIT	UNITS	DATE	TECH
EPA 310.1	Alkalinity, Total as CaCO3, Unfilt	98		5	mg/L CaCO3	10/01/96	sgm
EPA 325.2	Chloride, Unfilt	364		2	mg/L	10/01/96	dme
EPA 353.2	Nitrate + Nitrite as N	0.31		0.05	mg/L	10/07/96	dme
EPA 160.1	Solids, Total Dissolved (TDS), Filt.	3580		10	mg/L	09/30/96	sgm
EPA 300.0	Sulfate (SO4), Unfilt	2000		1000	mg/L	10/16/96	dme
SW-846 3010	Acid Digestion, Total Metals, Total	Complete				10/04/96	gag
SW-846 6010A	Arsenic (As), Total	<0.05		0.05	mg/L	10/04/96	smh
SW-846 6010A	Barium (Ba), Total	0.03		0.01	mg/L	10/04/96	smh
SW-846 6010A	Cadmium (Cd), Total	<0.005		0.005	mg/L	10/04/96	smh
SW-846 6010A	Calcium (Ca), Total	668		0.5	mg/L	10/04/96	smh
SW-846 6010A	Chromium (Cr), Total	<0.01		0.01	mg/L	10/04/96	smh
SW-846 6010A	Lead (Pb), Total	<0.003		0.003	mg/L	10/04/96	smh
SW-846 6010A	Magnesium (Mg), Total	154		0.1	mg/L	10/04/96	smh
SW-846 6010A	Manganese (Mn), Total	0.07		0.01	mg/L	10/04/96	smh
SW-846 7470	Mercury (Hg), Total	<0.0002		0.0002	mg/L	10/02/96	lmt
SW-846 6010A	Potassium (K), Total	6		5	mg/L	10/07/96	gag
SW-846 6010A	Selenium (Se), Total	<0.01		0.01	mg/L	10/04/96	smh
SW-846 6010A	Silver (Ag), Total	<0.01		0.01	mg/L	10/04/96	smh
SW-846 6010A	Sodium (Na), Total	149		5	mg/L	10/04/96	smh
SW-846 3510B	Extraction (Sep. Funnel) PCBs						
	Separatory Funnel Liq/Liq Extraction	Complete				10/01/96	jbd
SW-846 8080	PCB Analysis						
	Aroclor 1016	ND		0.5	ug/L	10/02/96	smc
	Aroclor 1221	ND		0.5	ug/L	10/02/96	smc
	Aroclor 1232	ND		0.5	ug/L	10/02/96	smc
	Aroclor 1242	ND		0.5	ug/L	10/02/96	smc
	Aroclor 1248	ND		0.5	ug/L	10/02/96	smc
	Aroclor 1254	ND		0.5	ug/L	10/02/96	smc

The analytical results, opinions or interpretations contained in this report are based upon information and material supplied by the client for whose exclusive and confidential use this report has been made. The analytical results, opinions or interpretations expressed represent the best judgment of Core Laboratories. Core Laboratories, however, makes no warranty or representation, express or implied, of any type, and expressly disclaims same as to the productivity, proper operations or profitableness of any oil, gas, coal, or other mineral, property, well or sand, in connection with which such report is used or relied upon for any reason whatsoever. This report shall not be reproduced, in whole or in part, without the written approval of Core Laboratories.

CORELAB

CORE LABORATORIES

LABORATORY TEST RESULTS

Job Number: 962677 Date: 10/18/96

CUSTOMER: Daniel B. Stephens & Associates PROJECT: ATTN: Bob Marley

Customer Sample ID: MW-14
Date Sampled.....: 09/24/96
Time Sampled.....: 14:25
Sample Matrix.....: Water

Laboratory Sample ID: 962677-1
Date Received.....: 09/26/96
Time Received.....: 09:30

TEST METHOD	PARAMETER/TEST DESCRIPTION	SAMPLE RESULT	FLAGS	REPORTING LIMIT	UNITS	DATE	TECH
	Aroclor 1260	ND		0.5	ug/L	10/02/96	smc
	Aroclor 1262	ND		0.5	ug/L	10/02/96	smc
	Aroclor 1268	ND		0.5	ug/L	10/02/96	smc
SW-846 3510B	Extraction (Sep. Funnel) SVOC						
	Separatory Funnel Liq/Liq Extraction	Complete				09/28/96	jbd
SW-846 8270	Semivolatile Organics						
	Acenaphthene	ND		10.	ug/L	10/04/96	dmj
	Acenaphthylene	ND		10.	ug/L	10/04/96	dmj
	Anthracene	ND		10.	ug/L	10/04/96	dmj
	Benzidine	ND		50.	ug/L	10/04/96	dmj
	Benzo(a)anthracene	ND		10.	ug/L	10/04/96	dmj
	Benzo(b)fluoranthene	ND		10.	ug/L	10/04/96	dmj
	Benzo(k)fluoranthene	ND		10.	ug/L	10/04/96	dmj
	Benzo(ghi)perylene	ND		10.	ug/L	10/04/96	dmj
	Benzo(a)pyrene	ND		10.	ug/L	10/04/96	dmj
	Benzyl alcohol	ND		20.	ug/L	10/04/96	dmj
	Butyl benzyl phthalate	ND		10.	ug/L	10/04/96	dmj
	Bis(2-chloroethoxy)methane	ND		10.	ug/L	10/04/96	dmj
	Bis(2-chloroethyl)ether	ND		10.	ug/L	10/04/96	dmj
	Bis(2-chloroisopropyl)ether	ND		10.	ug/L	10/04/96	dmj
	Bis(2-ethylhexyl)phthalate	ND		10.	ug/L	10/04/96	dmj
	4-Bromophenyl phenyl ether	ND		10.	ug/L	10/04/96	dmj
	4-Chloroaniline	ND		10.	ug/L	10/04/96	dmj
	2-Chloronaphthalene	ND		10.	ug/L	10/04/96	dmj
	4-Chlorophenyl phenyl ether	ND		10.	ug/L	10/04/96	dmj
	Chrysene	ND		10.	ug/L	10/04/96	dmj
	Dibenzo(a,h)anthracene	ND		10.	ug/L	10/04/96	dmj
	Dibenzofuran	ND		10.	ug/L	10/04/96	dmj
	1,2-Dichlorobenzene	ND		10.	ug/L	10/04/96	dmj
	1,3-Dichlorobenzene	ND		10.	ug/L	10/04/96	dmj
	1,4-Dichlorobenzene	ND		10.	ug/L	10/04/96	dmj
	3,3-Dichlorobenzidine	ND		20.	ug/L	10/04/96	dmj
	Diethyl phthalate	ND		10.	ug/L	10/04/96	dmj
	Dimethyl phthalate	ND		10.	ug/L	10/04/96	dmj
	Di-n-butyl phthalate	ND		10.	ug/L	10/04/96	dmj
	Di-n-octyl phthalate	ND		10.	ug/L	10/04/96	dmj
	2,4-Dinitrotoluene	ND		10.	ug/L	10/04/96	dmj
	2,6-Dinitrotoluene	ND		10.	ug/L	10/04/96	dmj
	Fluoranthene	ND		10.	ug/L	10/04/96	dmj
	Fluorene	ND		10.	ug/L	10/04/96	dmj
	Hexachlorobenzene	ND		10.	ug/L	10/04/96	dmj
	Hexachlorobutadiene	ND		10.	ug/L	10/04/96	dmj
	Hexachlorocyclopentadiene	ND		10.	ug/L	10/04/96	dmj
	Hexachloroethane	ND		10.	ug/L	10/04/96	dmj
	Indeno(1,2,3-cd)pyrene	ND		10.	ug/L	10/04/96	dmj
	Isophorone	ND		10.	ug/L	10/04/96	dmj
	2-Methylnaphthalene	ND		10.	ug/L	10/04/96	dmj

The analytical results, opinions or interpretations contained in this report are based upon information and material supplied by the client for whose exclusive and confidential use this report has been made. The analytical results, opinions or interpretations expressed represent the best judgment of Core Laboratories. Core Laboratories, however, makes no warranty or representation, express or implied, of any type, and expressly disclaims same as to the productivity, proper operations or profitableness of any oil, gas, coal, or other mineral property, well or sand, in connection with which such report is used or relied upon for any reason whatsoever. This report shall not be reproduced, in whole or in part, without the written approval of Core Laboratories.

CORE LABORATORIES

LABORATORY TEST RESULTS

Job Number: 962677 Date: 10/18/96

CUSTOMER: Daniel B. Stephens & Associates PROJECT: ATTN: Bob Marley

Customer Sample ID: MW-14
Date Sampled.....: 09/24/96
Time Sampled.....: 14:25
Sample Matrix.....: Water

Laboratory Sample ID: 962677-1
Date Received.....: 09/26/96
Time Received.....: 09:30

TEST METHOD	PARAMETER/TEST DESCRIPTION	SAMPLE RESULT	FLAGS	REPORTING LIMIT	UNITS	DATE	TECH
	Naphthalene	ND		10.	ug/L	10/04/96	dmj
	o-Nitroaniline	ND		50.	ug/L	10/04/96	dmj
	m-Nitroaniline	ND		50.	ug/L	10/04/96	dmj
	p-Nitroaniline	ND		50.	ug/L	10/04/96	dmj
	Nitrobenzene	ND		10.	ug/L	10/04/96	dmj
	n-Nitrosodi-n-propylamine	ND		10.	ug/L	10/04/96	dmj
	n-Nitrosodiphenylamine	ND		10.	ug/L	10/04/96	dmj
	Phenanthrene	ND		10.	ug/L	10/04/96	dmj
	Pyrene	ND		10.	ug/L	10/04/96	dmj
	1,2,4-Trichlorobenzene	ND		10.	ug/L	10/04/96	dmj
	Benzoic acid	ND		50.	ug/L	10/04/96	dmj
	4-Chloro-3-methylphenol	ND		10.	ug/L	10/04/96	dmj
	2-Chlorophenol	ND		10.	ug/L	10/04/96	dmj
	2,4-Dichlorophenol	ND		10.	ug/L	10/04/96	dmj
	2,4-Dimethylphenol	ND		10.	ug/L	10/04/96	dmj
	2,4-Dinitrophenol	ND		50.	ug/L	10/04/96	dmj
	2-Methyl-4,6-dinitrophenol	ND		50.	ug/L	10/04/96	dmj
	2-Methylphenol (o-cresol)	ND		10.	ug/L	10/04/96	dmj
	4-Methylphenol (p-cresol)	ND		10.	ug/L	10/04/96	dmj
	2-Nitrophenol	ND		10.	ug/L	10/04/96	dmj
	4-Nitrophenol	ND		50.	ug/L	10/04/96	dmj
	Pentachlorophenol	ND		50.	ug/L	10/04/96	dmj
	Phenol	ND		10.	ug/L	10/04/96	dmj
	2,4,5-Trichlorophenol	ND		10.	ug/L	10/04/96	dmj
	2,4,6-Trichlorophenol	ND		10.	ug/L	10/04/96	dmj
SW-846 8240	Volatile Organics						
	Acetone	ND		100.	ug/L	10/01/96	tdw
	Benzene	2	B	1.	ug/L	10/01/96	tdw
	Bromodichloromethane	ND		5.	ug/L	10/01/96	tdw
	Bromoform	ND		5.	ug/L	10/01/96	tdw
	Bromomethane	ND		10.	ug/L	10/01/96	tdw
	Methyl ethyl ketone (2-Butanone)	ND		100.	ug/L	10/01/96	tdw
	Carbon disulfide	ND		5.	ug/L	10/01/96	tdw
	Carbon tetrachloride	ND		5.	ug/L	10/01/96	tdw
	Chlorobenzene	ND		5.	ug/L	10/01/96	tdw
	Chloroethane	ND		10.	ug/L	10/01/96	tdw
	2-Chloroethylvinyl ether	ND		10.	ug/L	10/01/96	tdw
	Chloroform	ND		5.	ug/L	10/01/96	tdw
	Chloromethane	ND		10.	ug/L	10/01/96	tdw
	Dibromochloromethane	ND		5.	ug/L	10/01/96	tdw
	1,1-Dichloroethane	ND		5.	ug/L	10/01/96	tdw
	1,2-Dichloroethane	ND		5.	ug/L	10/01/96	tdw
	1,1-Dichloroethene	ND		5.	ug/L	10/01/96	tdw
	trans-1,2-Dichloroethene	ND		5.	ug/L	10/01/96	tdw
	1,2-Dichloropropane	ND		5.	ug/L	10/01/96	tdw
	cis-1,3-Dichloropropene	ND		5.	ug/L	10/01/96	tdw
	trans-1,3-Dichloropropene	ND		5.	ug/L	10/01/96	tdw
	Ethylbenzene	ND		5.	ug/L	10/01/96	tdw

The analytical results, opinions or interpretations contained in this report are based upon information and material supplied by the client for whose exclusive and confidential use this report has been made. The analytical results, opinions or interpretations expressed represent the best judgment of Core Laboratories. Core Laboratories, however, makes no warranty or representation, express or implied, of any type, and expressly disclaims same as to the productivity, proper operations or profitableness of any oil, gas, coal or other mineral property, well or sand in connection with which such report is used or relied upon for any reason whatsoever. This report shall not be reproduced, in whole or in part, without the written approval of Core Laboratories.

CORE LABORATORIES

LABORATORY TEST RESULTS

Job Number: 962677 Date: 10/18/96

CUSTOMER: Daniel B. Stephens & Associates PROJECT: ATTN: Bob Marley

Customer Sample ID: MW-14
Date Sampled.....: 09/24/96
Time Sampled.....: 14:25
Sample Matrix.....: Water

Laboratory Sample ID: 962677-1
Date Received.....: 09/26/96
Time Received.....: 09:30

TEST METHOD	PARAMETER/TEST DESCRIPTION	SAMPLE RESULT	FLAGS	REPORTING LIMIT	UNITS	DATE	TECH
	2-Hexanone	ND		50.	ug/L	10/01/96	tdw
	Methylene chloride	ND		5.	ug/L	10/01/96	tdw
	4-Methyl-2-pentanone (MIBK)	ND		50.	ug/L	10/01/96	tdw
	Styrene	ND		5.	ug/L	10/01/96	tdw
	1,1,2,2-Tetrachloroethane	ND		5.	ug/L	10/01/96	tdw
	Tetrachloroethene	ND		5.	ug/L	10/01/96	tdw
	Toluene	ND		5.	ug/L	10/01/96	tdw
	1,1,1-Trichloroethane	ND		5.	ug/L	10/01/96	tdw
	1,1,2-Trichloroethane	ND		5.	ug/L	10/01/96	tdw
	Trichloroethene	ND		5.	ug/L	10/01/96	tdw
	Vinyl acetate	ND		50.	ug/L	10/01/96	tdw
	Vinyl chloride	ND		10.	ug/L	10/01/96	tdw
	Xylenes (total)	ND		5.	ug/L	10/01/96	tdw

The analytical results, opinions or interpretations contained in this report are based upon information and material supplied by the client for whose exclusive and confidential use this report has been made. The analytical results, opinions or interpretations expressed represent the best judgment of Core Laboratories. Core Laboratories, however, makes no warranty or representation, express or implied, of any type, and expressly disclaims same as to the productivity, proper operations or profitableness of any oil, gas, coal or other mineral, property, well or sand in connection with which such report is used or relied upon for any reason whatsoever. This report shall not be reproduced, in whole or in part, without the written approval of Core Laboratories.

CORE LABORATORIES

LABORATORY TEST RESULTS

Job Number: 962677 Date: 10/18/96

CUSTOMER: Daniel B. Stephens & Associates PROJECT: ATTN: Bob Marley

Customer Sample ID: MW-17
Date Sampled.....: 09/24/96
Time Sampled.....: 16:20
Sample Matrix.....: Water

Laboratory Sample ID: 962677-2
Date Received.....: 09/26/96
Time Received.....: 09:30

TEST METHOD	PARAMETER/TEST DESCRIPTION	SAMPLE RESULT	FLAGS	REPORTING LIMIT	UNITS	DATE	TECH
EPA 310.1	Alkalinity, Total as CaCO3, Unfilt	138		5	mg/L CaCO3	10/01/96	sgm
EPA 325.2	Chloride, Unfilt	437		2	mg/L	10/01/96	dme
EPA 353.2	Nitrate + Nitrite as N	0.71		0.05	mg/L	10/07/96	dme
EPA 160.1	Solids, Total Dissolved (TDS), Filt.	3660		10	mg/L	09/30/96	sgm
EPA 300.0	Sulfate (SO4), Unfilt	2000		1000	mg/L	10/16/96	dme
SW-846 3010	Acid Digestion, Total Metals, Total	Complete				10/04/96	gag
SW-846 6010A	Arsenic (As), Total	<0.05		0.05	mg/L	10/05/96	smh
SW-846 6010A	Barium (Ba), Total	<0.01		0.01	mg/L	10/05/96	smh
SW-846 6010A	Cadmium (Cd), Total	<0.005		0.005	mg/L	10/05/96	smh
SW-846 6010A	Calcium (Ca), Total	626		0.5	mg/L	10/05/96	smh
SW-846 6010A	Chromium (Cr), Total	<0.01		0.01	mg/L	10/05/96	smh
SW-846 6010A	Lead (Pb), Total	<0.003		0.003	mg/L	10/05/96	smh
SW-846 6010A	Magnesium (Mg), Total	170		0.1	mg/L	10/05/96	smh
SW-846 6010A	Manganese (Mn), Total	<0.01		0.01	mg/L	10/05/96	smh
SW-846 7470	Mercury (Hg), Total	<0.0002		0.0002	mg/L	10/02/96	lmt
SW-846 6010A	Potassium (K), Total	<5		5	mg/L	10/07/96	gag
SW-846 6010A	Selenium (Se), Total	<0.01		0.01	mg/L	10/05/96	smh
SW-846 6010A	Silver (Ag), Total	<0.01		0.01	mg/L	10/05/96	smh
SW-846 6010A	Sodium (Na), Total	218		5	mg/L	10/05/96	smh
SW-846 3510B	Extraction (Sep. Funnel) PCBs						
	Separatory Funnel Liq/Liq Extraction	Complete				10/01/96	jbd
SW-846 8080	PCB Analysis						
	Aroclor 1016	ND		0.5	ug/L	10/02/96	smc
	Aroclor 1221	ND		0.5	ug/L	10/02/96	smc
	Aroclor 1232	ND		0.5	ug/L	10/02/96	smc
	Aroclor 1242	ND		0.5	ug/L	10/02/96	smc
	Aroclor 1248	ND		0.5	ug/L	10/02/96	smc
	Aroclor 1254	ND		0.5	ug/L	10/02/96	smc

The analytical results, opinions or interpretations contained in this report are based upon information and material supplied by the client for whose exclusive and confidential use this report has been made. The analytical results, opinions or interpretations expressed represent the best judgment of Core Laboratories. Core Laboratories, however, makes no warranty or representation, express or implied, of any type, and expressly disclaims same as to the productivity, proper operations or profitableness of any oil, gas, coal or other mineral property, well or sand in connection with which such report is used or relied upon for any reason whatsoever. This report shall not be reproduced, in whole or in part, without the written approval of Core Laboratories

CORE LABORATORIES

LABORATORY TEST RESULTS

Job Number: 962677 Date: 10/18/96

CUSTOMER: Daniel B. Stephens & Associates PROJECT: ATTN: Bob Marley

Customer Sample ID: MW-17
Date Sampled.....: 09/24/96
Time Sampled.....: 16:20
Sample Matrix.....: Water

Laboratory Sample ID: 962677-2
Date Received.....: 09/26/96
Time Received.....: 09:30

TEST METHOD	PARAMETER/TEST DESCRIPTION	SAMPLE RESULT	FLAGS	REPORTING LIMIT	UNITS	DATE	TECH
	Aroclor 1260	ND		0.5	ug/L	10/02/96	smc
	Aroclor 1262	ND		0.5	ug/L	10/02/96	smc
	Aroclor 1268	ND		0.5	ug/L	10/02/96	smc
SW-846 3510B	Extraction (Sep. Funnel) SVOC						
	Separatory Funnel Liq/Liq Extraction	Complete				09/28/96	jbd
SW-846 8270	Semivolatile Organics						
	Acenaphthene	ND		10.	ug/L	10/05/96	dmj
	Acenaphthylene	ND		10.	ug/L	10/05/96	dmj
	Anthracene	ND		10.	ug/L	10/05/96	dmj
	Benzidine	ND		50.	ug/L	10/05/96	dmj
	Benzo(a)anthracene	ND		10.	ug/L	10/05/96	dmj
	Benzo(b)fluoranthene	ND		10.	ug/L	10/05/96	dmj
	Benzo(k)fluoranthene	ND		10.	ug/L	10/05/96	dmj
	Benzo(ghi)perylene	ND		10.	ug/L	10/05/96	dmj
	Benzo(a)pyrene	ND		10.	ug/L	10/05/96	dmj
	Benzyl alcohol	ND		20.	ug/L	10/05/96	dmj
	Butyl benzyl phthalate	ND		10.	ug/L	10/05/96	dmj
	Bis(2-chloroethoxy)methane	ND		10.	ug/L	10/05/96	dmj
	Bis(2-chloroethyl)ether	ND		10.	ug/L	10/05/96	dmj
	Bis(2-chloroisopropyl)ether	ND		10.	ug/L	10/05/96	dmj
	Bis(2-ethylhexyl)phthalate	ND		10.	ug/L	10/05/96	dmj
	4-Bromophenyl phenyl ether	ND		10.	ug/L	10/05/96	dmj
	4-Chloroaniline	ND		10.	ug/L	10/05/96	dmj
	2-Chloronaphthalene	ND		10.	ug/L	10/05/96	dmj
	4-Chlorophenyl phenyl ether	ND		10.	ug/L	10/05/96	dmj
	Chrysene	ND		10.	ug/L	10/05/96	dmj
	Dibenzo(a,h)anthracene	ND		10.	ug/L	10/05/96	dmj
	Dibenzofuran	ND		10.	ug/L	10/05/96	dmj
	1,2-Dichlorobenzene	ND		10.	ug/L	10/05/96	dmj
	1,3-Dichlorobenzene	ND		10.	ug/L	10/05/96	dmj
	1,4-Dichlorobenzene	ND		10.	ug/L	10/05/96	dmj
	3,3-Dichlorobenzidine	ND		20.	ug/L	10/05/96	dmj
	Diethyl phthalate	ND		10.	ug/L	10/05/96	dmj
	Dimethyl phthalate	ND		10.	ug/L	10/05/96	dmj
	Di-n-butyl phthalate	ND		10.	ug/L	10/05/96	dmj
	Di-n-octyl phthalate	ND		10.	ug/L	10/05/96	dmj
	2,4-Dinitrotoluene	ND		10.	ug/L	10/05/96	dmj
	2,6-Dinitrotoluene	ND		10.	ug/L	10/05/96	dmj
	Fluoranthene	ND		10.	ug/L	10/05/96	dmj
	Fluorene	ND		10.	ug/L	10/05/96	dmj
	Hexachlorobenzene	ND		10.	ug/L	10/05/96	dmj
	Hexachlorobutadiene	ND		10.	ug/L	10/05/96	dmj
	Hexachlorocyclopentadiene	ND		10.	ug/L	10/05/96	dmj
	Hexachloroethane	ND		10.	ug/L	10/05/96	dmj
	Indeno(1,2,3-cd)pyrene	ND		10.	ug/L	10/05/96	dmj
	Isophorone	ND		10.	ug/L	10/05/96	dmj
	2-Methylnaphthalene	ND		10.	ug/L	10/05/96	dmj

The analytical results, opinions or interpretations contained in this report are based upon information and material supplied by the client for whose exclusive and confidential use this report has been made. The analytical results, opinions or interpretations expressed represent the best judgment of Core Laboratories. Core Laboratories, however, makes no warranty or representation, express or implied, of any type, and expressly disclaims same as to the productivity, proper operations or profitableness of any oil, gas, coal or other mineral, property, well or sand in connection with which such report is used or relied upon for any reason whatsoever. This report shall not be reproduced, in whole or in part, without the written approval of Core Laboratories.

CORE LABORATORIES

LABORATORY TEST RESULTS

Job Number: 962677 Date: 10/18/96

CUSTOMER: Daniel B. Stephens & Associates PROJECT: ATTN: Bob Marley

Customer Sample ID: MW-17
Date Sampled.....: 09/24/96
Time Sampled.....: 16:20
Sample Matrix.....: Water

Laboratory Sample ID: 962677-2
Date Received.....: 09/26/96
Time Received.....: 09:30

TEST METHOD	PARAMETER/TEST DESCRIPTION	SAMPLE RESULT	FLAGS	REPORTING LIMIT	UNITS	DATE	TECH
	Naphthalene	ND		10.	ug/L	10/05/96	dmj
	o-Nitroaniline	ND		50.	ug/L	10/05/96	dmj
	m-Nitroaniline	ND		50.	ug/L	10/05/96	dmj
	p-Nitroaniline	ND		50.	ug/L	10/05/96	dmj
	Nitrobenzene	ND		10.	ug/L	10/05/96	dmj
	n-Nitrosodi-n-propylamine	ND		10.	ug/L	10/05/96	dmj
	n-Nitrosodiphenylamine	ND		10.	ug/L	10/05/96	dmj
	Phenanthrene	ND		10.	ug/L	10/05/96	dmj
	Pyrene	ND		10.	ug/L	10/05/96	dmj
	1,2,4-Trichlorobenzene	ND		10.	ug/L	10/05/96	dmj
	Benzoic acid	ND		50.	ug/L	10/05/96	dmj
	4-Chloro-3-methylphenol	ND		10.	ug/L	10/05/96	dmj
	2-Chlorophenol	ND		10.	ug/L	10/05/96	dmj
	2,4-Dichlorophenol	ND		10.	ug/L	10/05/96	dmj
	2,4-Dimethylphenol	ND		10.	ug/L	10/05/96	dmj
	2,4-Dinitrophenol	ND		50.	ug/L	10/05/96	dmj
	2-Methyl-4,6-dinitrophenol	ND		50.	ug/L	10/05/96	dmj
	2-Methylphenol (o-cresol)	ND		10.	ug/L	10/05/96	dmj
	4-Methylphenol (p-cresol)	ND		10.	ug/L	10/05/96	dmj
	2-Nitrophenol	ND		10.	ug/L	10/05/96	dmj
	4-Nitrophenol	ND		50.	ug/L	10/05/96	dmj
	Pentachlorophenol	ND		50.	ug/L	10/05/96	dmj
	Phenol	ND		10.	ug/L	10/05/96	dmj
	2,4,5-Trichlorophenol	ND		10.	ug/L	10/05/96	dmj
	2,4,6-Trichlorophenol	ND		10.	ug/L	10/05/96	dmj
SW-846 8240	Volatile Organics						
	Acetone	ND		100.	ug/L	10/01/96	tdw
	Benzene	2	B	1.	ug/L	10/01/96	tdw
	Bromodichloromethane	ND		5.	ug/L	10/01/96	tdw
	Bromoform	ND		5.	ug/L	10/01/96	tdw
	Bromomethane	ND		10.	ug/L	10/01/96	tdw
	Methyl ethyl ketone (2-Butanone)	ND		100.	ug/L	10/01/96	tdw
	Carbon disulfide	ND		5.	ug/L	10/01/96	tdw
	Carbon tetrachloride	ND		5.	ug/L	10/01/96	tdw
	Chlorobenzene	ND		5.	ug/L	10/01/96	tdw
	Chloroethane	ND		10.	ug/L	10/01/96	tdw
	2-Chloroethylvinyl ether	ND		10.	ug/L	10/01/96	tdw
	Chloroform	ND		5.	ug/L	10/01/96	tdw
	Chloromethane	ND		10.	ug/L	10/01/96	tdw
	Dibromochloromethane	ND		5.	ug/L	10/01/96	tdw
	1,1-Dichloroethane	ND		5.	ug/L	10/01/96	tdw
	1,2-Dichloroethane	ND		5.	ug/L	10/01/96	tdw
	1,1-Dichloroethene	ND		5.	ug/L	10/01/96	tdw
	trans-1,2-Dichloroethene	ND		5.	ug/L	10/01/96	tdw
	1,2-Dichloropropane	ND		5.	ug/L	10/01/96	tdw
	cis-1,3-Dichloropropene	ND		5.	ug/L	10/01/96	tdw
	trans-1,3-Dichloropropene	ND		5.	ug/L	10/01/96	tdw
	Ethylbenzene	ND		5.	ug/L	10/01/96	tdw

The analytical results, opinions or interpretations contained in this report are based upon information and material supplied by the client for whose exclusive and confidential use this report has been made. The analytical results, opinions or interpretations expressed represent the best judgment of Core Laboratories. Core Laboratories, however, makes no warranty or representation, express or implied, of any type, and expressly disclaims same as to the productivity, proper operations or profitableness of any oil, gas, coal or other mineral property, well or sand in connection with which such report is used or relied upon for any reason whatsoever. This report shall not be reproduced, in whole or in part, without the written approval of Core Laboratories.

CORE LABORATORIES

LABORATORY TEST RESULTS

Job Number: 962677 Date: 10/18/96

CUSTOMER: Daniel B. Stephens & Associates PROJECT: ATTN: Bob Marley

Customer Sample ID: MW-17
Date Sampled.....: 09/24/96
Time Sampled.....: 16:20
Sample Matrix.....: Water

Laboratory Sample ID: 962677-2
Date Received.....: 09/26/96
Time Received.....: 09:30

TEST METHOD	PARAMETER/TEST DESCRIPTION	SAMPLE RESULT	FLAGS	REPORTING LIMIT	UNITS	DATE	TECH
	2-Hexanone	ND		50.	ug/L	10/01/96	tdw
	Methylene chloride	ND		5.	ug/L	10/01/96	tdw
	4-Methyl-2-pentanone (MIBK)	ND		50.	ug/L	10/01/96	tdw
	Styrene	ND		5.	ug/L	10/01/96	tdw
	1,1,2,2-Tetrachloroethane	ND		5.	ug/L	10/01/96	tdw
	Tetrachloroethene	ND		5.	ug/L	10/01/96	tdw
	Toluene	ND		5.	ug/L	10/01/96	tdw
	1,1,1-Trichloroethane	ND		5.	ug/L	10/01/96	tdw
	1,1,2-Trichloroethane	ND		5.	ug/L	10/01/96	tdw
	Trichloroethene	ND		5.	ug/L	10/01/96	tdw
	Vinyl acetate	ND		50.	ug/L	10/01/96	tdw
	Vinyl chloride	ND		10.	ug/L	10/01/96	tdw
	Xylenes (total)	ND		5.	ug/L	10/01/96	tdw

The analytical results, opinions or interpretations contained in this report are based upon information and material supplied by the client for whose exclusive and confidential use this report has been made. The analytical results, opinions or interpretations expressed represent the best judgment of Core Laboratories. Core Laboratories, however, makes no warranty or representation, express or implied, of any type, and expressly disclaims same as to the productivity, proper operations or profitableness of any oil, gas, water or other mineral, property, well or sand in connection with which such report is used or relied upon for any reason whatsoever. This report shall not be reproduced, in whole or in part, without the written approval of Core Laboratories.

CORE LABORATORIES

QUALITY CONTROL RESULTS

Job Number: 962677 Date: 10/18/96

CUSTOMER: Daniel B. Stephens & Associates PROJECT: ATTN: Bob Marley

Test Method.....: EPA 325.2 Batch.....: 13895 Analyst...: dme
Method Description.: Chloride (Colorimetric, AA II) Reporting Limit...: 0.5
Parameter.....: Chloride Units.....: mg/L

QC	Lab ID	Reagent	QC Result	QC Result	True Value	Orig. Value	Calc. Result	Units	Date/Time
ICL		G960116A	51.57063		50.0		103.1	% REC	10/01/96 0940
LCS		G960116B	9.91483		10.0		99.1	% REC	10/01/96 0942
ICB			0.04014						10/01/96 0945
CCV		G960506F	123.73740		120		103.1	% REC	10/01/96 1015
CCB			0.04014						10/01/96 1017
LCS		G960116A	52.43633		50.0		104.9	% REC	10/01/96 1042
CCV		G960506F	122.19525		120		101.8	% REC	10/01/96 1047
CCB			0.04014						10/01/96 1050
CCV		G960506F	122.27171		120		101.9	% REC	10/01/96 1120
CCB			0.04014						10/01/96 1122
MD	962681-1		7.28518			7.24141	0.6	RPD	10/01/96 1130
MS	962681-1	G960506A	57.88318		50.000000	7.24141	101.3	% REC	10/01/96 1132
MD	962681-2		7.15388			7.06635	1.2	RPD	10/01/96 1137
MS	962681-2	G960506A	60.45022		50.000000	7.06635	106.8	% REC	10/01/96 1140
CCV		G960506F	122.88583		120		102.4	% REC	10/01/96 1147
CCB			0.04014						10/01/96 1150

Test Method.....: SW-846 7470 Batch.....: 13935 Analyst...: lmt
Method Description.: Mercury (CVAA) Reporting Limit...: 0.0002
Parameter.....: Mercury (Hg) Units.....: mg/L

QC	Lab ID	Reagent	QC Result	QC Result	True Value	Orig. Value	Calc. Result	Units	Date/Time
ICV		960624G	0.003757		0.004000		93.9	% REC	10/02/96 1030
ICB		10026	0.000019						10/02/96 1032
MB		1001	0.000019						10/02/96 1034
MB		1001	0.000019						10/02/96 1037
MD	962667-1		0.000019			0.000019	0.00000	ABS Diff.	10/02/96 1041
MS	962667-1	960930N	0.005211		0.005000	0.000019	103.8	% REC	10/02/96 1045
CCV		960930N	0.005003		0.005000		100.1	% REC	10/02/96 1056
CCB		10026	0.000019						10/02/96 1058
MD	962668-1		0.001265			0.001473	15.2	RPD	10/02/96 1101
MS	962639-1	960930N	0.009198		0.005000	0.004629	91.4	% REC	10/02/96 1105
CCV		960930N	0.004795		0.005000		95.9	% REC	10/02/96 1122
CCB		10026	0.000019						10/02/96 1125
MB		1001	0.000019						10/02/96 1131
LCS		960830G	0.001763		0.002000		88.2	% REC	10/02/96 1133
MD	962617-2		0.000019			0.000019	0.00000	ABS Diff.	10/02/96 1138
MS	962617-1	960930N	0.005252		0.005000	0.000019	104.7	% REC	10/02/96 1142
CCV		960930N	0.004837		0.005000		96.7	% REC	10/02/96 1149
CCB		10026	0.000019						10/02/96 1151
MB		1001	0.000019						10/02/96 1157
EB		1311	0.000019						10/02/96 1159
MS	962671-1	960930N	0.004754		0.005000	0.000019	94.7	% REC	10/02/96 1204
MSD	962671-1	960930N	0.004629	0.00475	0.005000	0.000019	92.2	% REC	10/02/96 1206
							2.7	RPD	
ED	962671-7		0.000019			0.000019	0.00000	ABS Diff.	10/02/96 1213
CCV		960930N	0.004712		0.005000		94.2	% REC	10/02/96 1215
CCB		10026	0.000019						10/02/96 1217
MS	962671-4	960930N	0.005003		0.005000	0.000019	99.7	% REC	10/02/96 1223
SB		960930N	0.004629		0.005000		92.6	% REC	10/02/96 1226
CCV		960930N	0.004795		0.005000		95.9	% REC	10/02/96 1228

The analytical results, opinions or interpretations contained in this report are based upon information and material supplied by the client for whose exclusive and confidential use this report has been made. The analytical results, opinions or interpretations expressed represent the best judgment of Core Laboratories. Core Laboratories, however, makes no warranty or representation, express or implied, of any type, and expressly disclaims same as to the productivity, proper operations or profitableness of any oil, gas, coal or other mineral, property, well or sand in connection with which such report is used or relied upon for any reason whatsoever. This report shall not be reproduced, in whole or in part, without the written approval of Core Laboratories.

CORE LABORATORIES

QUALITY CONTROL RESULTS

Job Number: 962677 Date: 10/18/96

CUSTOMER: Daniel B. Stephens & Associates PROJECT: ATTN: Bob Marley

Test Method.....: SW-846 7470
Method Description.: Mercury (CVAA)
Parameter.....: Mercury (Hg)
Batch.....: 13935
Reporting Limit...: 0.0002
Units.....: mg/L
Analyst...: lmt

QC	Lab ID	Reagent	QC Result	QC Result	True Value	Orig. Value	Calc. Result	Units	Date/Time
CCB		10026	0.000019						10/02/96 1230

Test Method.....: EPA 160.1
Method Description.: Solids, Total Dissolved (TDS)
Parameter.....: Solids, Total Dissolved (TDS)
Batch.....: 13979
Reporting Limit...: 10
Units.....: mg/L
Analyst...: sgm

QC	Lab ID	Reagent	QC Result	QC Result	True Value	Orig. Value	Calc. Result	Units	Date/Time
MB			0						09/30/96 1000
LCS		G960724A	510		500		102.0	% REC	09/30/96 1000
MD	962677-1		3630			3580	1.4	RPD	09/30/96 1000

Test Method.....: SW-846 6010A
Method Description.: Metals Analysis (ICAP)
Parameter.....: Arsenic (As)
Batch.....: 14069
Reporting Limit...: 0.05
Units.....: mg/L
Analyst...: smh

QC	Lab ID	Reagent	QC Result	QC Result	True Value	Orig. Value	Calc. Result	Units	Date/Time
ICV		960716T	2.01841		2.00		100.9	% REC	10/04/96 0909
ICB		960920Z	-0.00265						10/04/96 0950
ISB		960929R	1.03157		1.000		103.2	% REC	10/04/96 0959
MB		1003	-0.00424						10/04/96 1011
LCS		960923H	1.06008		1.00		106.0	% REC	10/04/96 1012
CRI		960929S	0.00051		0.002500		20.4	% REC	10/04/96 1030
CCV		960809Z	2.52653		2.5		101.1	% REC	10/04/96 1133
CCB		960920Z	0.00478						10/04/96 1259
MS	962729-1	960917G	1.00692		1.000	0.00663	100.0	% REC	10/04/96 1309
MSD	962729-1	960917G	1.03254	1.00692	1.000	0.00663	102.6	% REC	10/04/96 1311
							2.5	RPD	
MD	962729-2		0.00475			0.00248	0.00227	ABS Diff.	10/04/96 1333
CCV		960809Z	2.46377		2.5		98.6	% REC	10/04/96 1339
CCB		960920Z	0.00401						10/04/96 1344
SD	962729-2		0.00284			-0.00184		% Diff.	10/04/96 1403
MS	962642-5	960917G	1.02002		1.000	0.00340	101.7	% REC	10/04/96 1415
MSD	962642-5	960917G	0.99250	1.02002	1.000	0.00340	98.9	% REC	10/04/96 1418
							2.7	RPD	
MD	962642-4		0.00349			0.00034	0.00315	ABS Diff.	10/04/96 1424
CCV		960809Z	2.39129		2.5		95.7	% REC	10/04/96 1432
CCB		960920Z	0.00487						10/04/96 1442
SD	962642-7		0.00066			0.00128		% Diff.	10/04/96 1455
MS	962673-7	960917G	1.02676		1.000	0.00135	102.5	% REC	10/04/96 1508
MSD	962673-7	960917G	1.03787	1.02676	1.000	0.00135	103.7	% REC	10/04/96 1510
							1.1	RPD	
MS	962684-1	960917G	1.06219		1.000	0.01044	105.2	% REC	10/04/96 1516
MSD	962684-1	960917G	1.02505	1.06219	1.000	0.01044	101.5	% REC	10/04/96 1518
							3.6	RPD	
CCV		960809Z	2.48579		2.5		99.4	% REC	10/04/96 1523
CCB		960920Z	-0.00004						10/04/96 1533
PDS	962684-1	960917G	0.96072		1.000	0.01044	95.0	% REC	10/04/96 1653
PSD	962684-1	960917G	0.95705	0.96072	1.000	0.01044	94.7	% REC	10/04/96 1657
							0.4	RPD	

The analytical results, opinions or interpretations contained in this report are based upon information and material supplied by the client for whose exclusive and confidential use this report has been made. The analytical results, opinions or interpretations expressed represent the best judgment of Core Laboratories. Core Laboratories, however, makes no warranty or representation, express or implied, of any type, and expressly disclaims same as to the productivity, proper operations or profitableness of any oil, gas, coal or other mineral property, well or sand in connection with which such report is used or relied upon for any reason whatsoever. This report shall not be reproduced, in whole or in part, without the written approval of Core Laboratories.

CORE LABORATORIES

QUALITY CONTROL RESULTS

Job Number: 962677 Date: 10/18/96

CUSTOMER: Daniel B. Stephens & Associates PROJECT: ATTN: Bob Marley

Test Method.....: SW-846 6010A
Method Description.: Metals Analysis (ICAP)
Parameter.....: Arsenic (As)
Batch.....: 14069
Reporting Limit...: 0.05
Units.....: mg/L
Analyst...: smh

QC	Lab ID	Reagent	QC Result	QC Result	True Value	Orig. Value	Calc. Result	Units	Date/Time
CCV		960809Z	2.57599		2.5		103.0	% REC	10/04/96 1754
CCB		960920Z	-0.00187						10/04/96 1805
CCV		960809Z	2.46645		2.5		98.7	% REC	10/04/96 2102
CCB		960920Z	0.00427						10/04/96 2112
MB		1004	0.00309						10/04/96 2208
LCS		961003H	0.94525		1.00		94.5	% REC	10/04/96 2216
CCV		960809Z	2.47089		2.5		98.8	% REC	10/04/96 2221
CCB		960920Z	0.00018						10/04/96 2243
MD	962756-1		0.00532			0.00524	0.00008	ABS Diff.	10/04/96 2259
CCV		960809Z	2.58744		2.5		103.5	% REC	10/04/96 2327
CCB		960920Z	0.00032						10/04/96 2353
MD	962701-7		0.00741			0.00065	0.00676	ABS Diff.	10/05/96 0008
CCV		960809Z	2.55100		2.5		102.0	% REC	10/05/96 0031
CCB		960920Z	0.00139						10/05/96 0039
CCV		960809Z	2.54680		2.5		101.9	% REC	10/05/96 0114
CCB		960920Z	-0.00203						10/05/96 0125
MS	962752-2	960917G	0.97659		1.000	0.00815	96.8	% REC	10/05/96 0138
MSD	962752-2	960917G	1.00024	0.97659	1.000	0.00815	99.2	% REC	10/05/96 0142
							2.4	RPD	
SD	962752-2		-0.00480			0.00815		% Diff.	10/05/96 0144
ISB		960929R	0.96616		1.000		96.6	% REC	10/05/96 0150
CRI		960929S	0.00659		0.002500		263.6	% REC	10/05/96 0156
CCV		960809Z	2.52599		2.5		101.0	% REC	10/05/96 0207
CCB		960920Z	-0.00333						10/05/96 0216

Test Method.....: SW-846 6010A
Method Description.: Metals Analysis (ICAP)
Parameter.....: Barium (Ba)
Batch.....: 14069
Reporting Limit...: 0.01
Units.....: mg/L
Analyst...: smh

QC	Lab ID	Reagent	QC Result	QC Result	True Value	Orig. Value	Calc. Result	Units	Date/Time
ICV		960501Q	0.99413		1.00		99.4	% REC	10/04/96 0917
ICB		960920Z	-0.00021						10/04/96 0950
ISB		960929R	0.54058		0.5000		108.1	% REC	10/04/96 0959
MB		1003	-0.00054						10/04/96 1011
LCS		960923H	1.07486		1.00		107.5	% REC	10/04/96 1012
CRI		960929S	0.00528		0.005000		105.6	% REC	10/04/96 1030
CCV		960809Z	4.98685		5.0		99.7	% REC	10/04/96 1133
CCB		960920Z	-0.00000						10/04/96 1259
MS	962729-1	960917G	1.30945		1.000	0.18481	112.5	% REC	10/04/96 1309
MSD	962729-1	960917G	1.38257	1.30945	1.000	0.18481	119.8	% REC	10/04/96 1311
							5.4	RPD	
MD	962729-2		0.06335			0.06382	0.7	RPD	10/04/96 1333
CCV		960809Z	5.02230		5.0		100.4	% REC	10/04/96 1339
CCB		960920Z	0.00078						10/04/96 1344
SD	962729-2		0.00279			0.01282		% Diff.	10/04/96 1403
MS	962642-5	960917G	1.23080		1.000	0.06663	116.4	% REC	10/04/96 1415
MSD	962642-5	960917G	1.21921	1.23080	1.000	0.06663	115.3	% REC	10/04/96 1418
							0.9	RPD	
MD	962642-4		0.21405			0.21987	2.7	RPD	10/04/96 1424
CCV		960809Z	4.83510		5.0		96.7	% REC	10/04/96 1432
CCB		960920Z	0.00056						10/04/96 1442

The analytical results, opinions or interpretations contained in this report are based upon information and material supplied by the client for whose exclusive and confidential use this report has been made. The analytical results, opinions or interpretations expressed represent the best judgment of Core Laboratories. Core Laboratories, however, makes no warranty or representation, express or implied, of any type, and expressly disclaims same as to the productivity, proper operations or profitableness of any oil, gas, coal or other minerals, property, well or sand in connection with which such report is used or relied upon for any reason whatsoever. This report shall not be reproduced, in whole or in part, without the written approval of Core Laboratories.

CORE LABORATORIES

QUALITY CONTROL RESULTS

Job Number: 962677 Date: 10/18/96

CUSTOMER: Daniel B. Stephens & Associates PROJECT: ATTN: Bob Marley

Test Method.....: SW-846 6010A Batch.....: 14069 Analyst...: smh
Method Description.: Metals Analysis (ICAP) Reporting Limit...: 0.01
Parameter.....: Barium (Ba) Units.....: mg/L

QC	Lab ID	Reagent	QC Result	QC Result	True Value	Orig. Value	Calc. Result	Units	Date/Time
SD	962642-7		0.01790			0.09031	0.9	% Diff.	10/04/96 1455
MS	962673-7	960917G	1.37794		1.000	0.18033	119.8	% REC	10/04/96 1508
MSD	962673-7	960917G	1.35802	1.37794	1.000	0.18033	117.8	% REC	10/04/96 1510
							1.5	RPD	
MS	962684-1	960917G	1.56674		1.000	0.35529	121.1	% REC	10/04/96 1516
MSD	962684-1	960917G	1.52210	1.56674	1.000	0.35529	116.7	% REC	10/04/96 1518
							2.9	RPD	
CCV		960809Z	4.93183		5.0		98.6	% REC	10/04/96 1523
CCB		960920Z	0.00044						10/04/96 1533
PDS	962684-1	960917G	1.39797		1.000	0.35529	104.3	% REC	10/04/96 1653
PSD	962684-1	960917G	1.39405	1.39797	1.000	0.35529	103.9	% REC	10/04/96 1657
							0.3	RPD	
CCV		960809Z	5.03260		5.0		100.7	% REC	10/04/96 1754
CCB		960920Z	0.00022						10/04/96 1805
CCV		960809Z	4.92805		5.0		98.6	% REC	10/04/96 2102
CCB		960920Z	0.00081						10/04/96 2112
MB		1004	-0.00023						10/04/96 2208
LCS		961003H	0.98603		1.00		98.6	% REC	10/04/96 2216
CCV		960809Z	5.07138		5.0		101.4	% REC	10/04/96 2221
CCB		960920Z	-0.00010						10/04/96 2243
MD	962756-1		-0.00177			-0.00053	0.00124	ABS Diff.	10/04/96 2259
CCV		960809Z	5.12484		5.0		102.5	% REC	10/04/96 2327
CCB		960920Z	0.00023						10/04/96 2353
MD	962701-7		0.01196			0.01433	0.00237	ABS Diff.	10/05/96 0008
CCV		960809Z	4.88299		5.0		97.7	% REC	10/05/96 0031
CCB		960920Z	0.00081						10/05/96 0039
CCV		960809Z	4.88957		5.0		97.8	% REC	10/05/96 0114
CCB		960920Z	0.00012						10/05/96 0125
MS	962752-2	960917G	1.21084		1.000	0.22738	98.3	% REC	10/05/96 0138
MSD	962752-2	960917G	1.24190	1.21084	1.000	0.22738	101.5	% REC	10/05/96 0142
							2.5	RPD	
SD	962752-2		0.04437			0.22738	2.4	% Diff.	10/05/96 0144
ISB		960929R	0.48501		0.5000		97.0	% REC	10/05/96 0150
CRI		960929S	0.00389		0.005000		77.8	% REC	10/05/96 0156
CCV		960809Z	4.90790		5.0		98.2	% REC	10/05/96 0207
CCB		960920Z	0.00023						10/05/96 0216

Test Method.....: SW-846 6010A Batch.....: 14069 Analyst...: smh
Method Description.: Metals Analysis (ICAP) Reporting Limit...: 0.005
Parameter.....: Cadmium (Cd) Units.....: mg/L

QC	Lab ID	Reagent	QC Result	QC Result	True Value	Orig. Value	Calc. Result	Units	Date/Time
ICV		960716T	1.95586		2.00		97.8	% REC	10/04/96 0909
ICB		960920Z	-0.00040						10/04/96 0950
ISB		960929R	1.05660		1.000		105.7	% REC	10/04/96 0959
MB		1003	0.00033						10/04/96 1011
LCS		960923H	1.08132		1.00		108.1	% REC	10/04/96 1012
CRI		960929S	0.00033		0.000500		66.0	% REC	10/04/96 1030
CCV		960809Z	1.00370		1.0		100.4	% REC	10/04/96 1133
CCB		960920Z	-0.00014						10/04/96 1259
MS	962729-1	960917G	2.87813		1.000	1.81346	106.5	% REC	10/04/96 1309

The analytical results, opinions or interpretations contained in this report are based upon information and material supplied by the client for whose exclusive and confidential use this report has been made. The analytical results, opinions or interpretations expressed represent the best judgment of Core Laboratories. Core Laboratories, however, makes no warranty or representation, express or implied, of any type, and expressly disclaims same as to the productivity, proper operations or profitableness of any oil, gas, coal or other mineral property, well or sand in connection with which such report is used or relied upon for any reason whatsoever. This report shall not be reproduced, in whole or in part, without the written approval of Core Laboratories.

CORE LABORATORIES

QUALITY CONTROL RESULTS

Job Number: 962677 Date: 10/18/96

CUSTOMER: Daniel B. Stephens & Associates PROJECT: ATTN: Bob Marley

Test Method.....: SW-846 6010A
Method Description.: Metals Analysis (ICAP)
Parameter.....: Cadmium (Cd)

Batch.....: 14069
Reporting Limit...: 0.005
Units.....: mg/L

Analyst...: smh

QC	Lab ID	Reagent	QC Result	QC Result	True Value	Orig. Value	Calc. Result	Units	Date/Time
MSD	962729-1	960917G	2.97679	2.87813	1.000	1.81346	116.3	% REC	10/04/96 1311
							3.4	RPD	
MD	962729-2		0.24821			0.23266	6.5	RPD	10/04/96 1333
CCV		960809Z	0.98222		1.0		98.2	% REC	10/04/96 1339
CCB		960920Z	0.00021						10/04/96 1344
SD	962729-2		0.00814			0.04286	5.0	% Diff.	10/04/96 1403
MS	962642-5	960917G	1.06269		1.000	0.00008	106.3	% REC	10/04/96 1415
MSD	962642-5	960917G	1.03691	1.06269	1.000	0.00008	103.7	% REC	10/04/96 1418
							2.5	RPD	
MD	962642-4		0.00024			0.00060	0.00036	ABS Diff.	10/04/96 1424
CCV		960809Z	1.01005		1.0		101.0	% REC	10/04/96 1432
CCB		960920Z	-0.00018						10/04/96 1442
SD	962642-7		0.00005			-0.00019		% Diff.	10/04/96 1455
MS	962673-7	960917G	1.15726		1.000	0.00389	115.3	% REC	10/04/96 1508
MSD	962673-7	960917G	1.15017	1.15726	1.000	0.00389	114.6	% REC	10/04/96 1510
							0.6	RPD	
MS	962684-1	960917G	1.17172		1.000	0.00083	117.1	% REC	10/04/96 1516
MSD	962684-1	960917G	1.13982	1.17172	1.000	0.00083	113.9	% REC	10/04/96 1518
							2.8	RPD	
CCV		960809Z	1.00726		1.0		100.7	% REC	10/04/96 1523
CCB		960920Z	0.00025						10/04/96 1533
PDS	962684-1	960917G	0.99387		1.000	0.00083	99.3	% REC	10/04/96 1653
PSD	962684-1	960917G	0.99168	0.99387	1.000	0.00083	99.1	% REC	10/04/96 1657
							0.2	RPD	
CCV		960809Z	1.04390		1.0		104.4	% REC	10/04/96 1754
CCB		960920Z	-0.00006						10/04/96 1805
CCV		960809Z	0.95917		1.0		95.9	% REC	10/04/96 2102
CCB		960920Z	-0.00004						10/04/96 2112
MB		1004	-0.00039						10/04/96 2208
LCS		961003H	0.91737		1.00		91.7	% REC	10/04/96 2216
CCV		960809Z	0.98162		1.0		98.2	% REC	10/04/96 2221
CCB		960920Z	-0.00070						10/04/96 2243
MD	962756-1		1.16794			1.10398	5.6	RPD	10/04/96 2259
CCV		960809Z	0.98352		1.0		98.4	% REC	10/04/96 2327
CCB		960920Z	-0.00077						10/04/96 2353
MD	962701-7		-0.00058			-0.00068	0.00010	ABS Diff.	10/05/96 0008
CCV		960809Z	1.02137		1.0		102.1	% REC	10/05/96 0031
CCB		960920Z	0.00036						10/05/96 0039
CCV		960809Z	0.96435		1.0		96.4	% REC	10/05/96 0114
CCB		960920Z	0.00072						10/05/96 0125
MS	962752-2	960917G	0.88835		1.000	-0.00064	88.9	% REC	10/05/96 0138
MSD	962752-2	960917G	0.90821	0.88835	1.000	-0.00064	90.9	% REC	10/05/96 0142
							2.2	RPD	
SD	962752-2		-0.00059			-0.00064		% Diff.	10/05/96 0144
ISB		960929R	0.89378		1.000		89.4	% REC	10/05/96 0150
CRI		960929S	-0.00071		0.000500		-142.0	% REC	10/05/96 0156
CCV		960809Z	0.98032		1.0		98.0	% REC	10/05/96 0207
CCB		960920Z	0.00094						10/05/96 0216

The analytical results, opinions or interpretations contained in this report are based upon information and material supplied by the client for whose exclusive and confidential use this report has been made. The analytical results, opinions or interpretations expressed represent the best judgment of Core Laboratories. Core Laboratories, however, makes no warranty or representation, express or implied, of any type, and expressly disclaims same as to the productivity, proper operations or profitableness of any oil, gas, coal or other mineral property, well or sand in connection with which such report is used or relied upon for any reason whatsoever. This report shall not be reproduced, in whole or in part, without the written approval of Core Laboratories.

CORE LABORATORIES

QUALITY CONTROL RESULTS

Job Number: 962677 Date: 10/18/96

CUSTOMER: Daniel B. Stephens & Associates PROJECT: ATTN: Bob Marley

Test Method.....: SW-846 6010A Batch.....: 14069 Analyst...: smh
Method Description.: Metals Analysis (ICAP) Reporting Limit...: 1
Parameter.....: Calcium (Ca) Units.....: mg/L

QC	Lab ID	Reagent	QC Result	QC Result	True Value	Orig. Value	Calc. Result	Units	Date/Time
ICV		960412S	96.26330		100.000000		96.3	% REC	10/04/96 0928
ICB		960920Z	0.01182						10/04/96 0950
ISA		960929U	493.12615		500		98.6	% REC	10/04/96 0955
ISB		960929R	471.34677		500		94.3	% REC	10/04/96 0959
MB		1003	0.04455						10/04/96 1011
CCV		960821M	97.78273		100.00		97.8	% REC	10/04/96 1121
CCB		960920Z	0.00322						10/04/96 1259
MD	962729-2		13.65847			13.57345	0.6	RPD	10/04/96 1333
CCV		960821M	95.97334		100.00		96.0	% REC	10/04/96 1336
CCB		960920Z	0.01312						10/04/96 1344
SD	962729-2		0.49383			2.47546	0.3	% Diff.	10/04/96 1403
MD	962642-4		132.62580			136.79522	3.1	RPD	10/04/96 1424
CCV		960821M	97.44715		100.00		97.4	% REC	10/04/96 1427
CCB		960920Z	0.01031						10/04/96 1442
SD	962642-7		15.23153			75.48191	-0.9	% Diff.	10/04/96 1455
MS	962684-1	960917G	196.33099		50.000	133.89624	124.9	% REC	10/04/96 1516
MSD	962684-1	960917G	191.55744	196.33099	50.000	133.89624	115.3	% REC	10/04/96 1518
							2.5	RPD	
CCV		960821M	100.97853		100.00		101.0	% REC	10/04/96 1520
CCB		960920Z	0.01722						10/04/96 1533
PDS	962684-1	960917G	172.96569		50.000	133.89624	78.1	% REC	10/04/96 1653
PSD	962684-1	960917G	172.48112	172.96569	50.000	133.89624	77.2	% REC	10/04/96 1657
							0.3	RPD	
CCV		960821M	104.75579		100.00		104.8	% REC	10/04/96 1750
CCB		960920Z	0.00013						10/04/96 1805
CCV		960821M	99.58458		100.00		99.6	% REC	10/04/96 2036
CCB		960920Z	-0.00005						10/04/96 2112
MB		1004	0.00588						10/04/96 2208
CCV		960821M	98.59883		100.00		98.6	% REC	10/04/96 2219
CCB		960920Z	-0.00733						10/04/96 2243
LCS		960912Y	188.61364		200.0		94.3	% REC	10/04/96 2249
LCS		960912Y	104.02816		100.000000		104.0	% REC	10/04/96 2252
MD	962756-1		4.53525			4.28121	0.25404	ABS Diff.	10/04/96 2259
CCV		960821M	101.77854		100.00		101.8	% REC	10/04/96 2321
CCB		960920Z	-0.00736						10/04/96 2353
MD	962701-7		897.62402			927.70568	3.3	RPD	10/05/96 0008
MD	962701-7		92.09649			98.08457	6.3	RPD	10/05/96 0013
CCV		960821M	104.38234		100.00		104.4	% REC	10/05/96 0024
CCB		960920Z	0.00355						10/05/96 0039
CCV		960821M	99.44397		100.00		99.4	% REC	10/05/96 0106
CCB		960920Z	-0.00009						10/05/96 0125
MS	962752-2	960917G	217.78912		50.000	167.37557	100.8	% REC	10/05/96 0138
MSD	962752-2	960917G	222.40859	217.78912	50.000	167.37557	110.1	% REC	10/05/96 0142
							2.1	RPD	
SD	962752-2		33.93274			167.37557	-1.4	% Diff.	10/05/96 0144
ISA		960929U	496.03283		500		99.2	% REC	10/05/96 0146
ISB		960929R	470.94281		500		94.2	% REC	10/05/96 0150
CCV		960821M	100.82007		100.00		100.8	% REC	10/05/96 0159
CCB		960920Z	-0.02098						10/05/96 0216

The analytical results, opinions or interpretations contained in this report are based upon information and material supplied by the client for whose exclusive and confidential use this report has been made. The analytical results, opinions or interpretations expressed represent the best judgment of Core Laboratories. Core Laboratories, however, makes no warranty or representation, express or implied, of any type, and expressly disclaims same as to the productivity, proper operations or profitableness of any oil, gas, or other mineral property, well or sand in connection with which such report is used or relied upon for any reason whatsoever. This report shall not be reproduced, in whole or in part, without the written approval of Core Laboratories.

CORE LABORATORIES

QUALITY CONTROL RESULTS

Job Number: 962677 Date: 10/18/96

CUSTOMER: Daniel B. Stephens & Associates PROJECT: ATTN: Bob Marley

Test Method.....: SW-846 6010A Batch.....: 14069 Analyst...: smh
Method Description.: Metals Analysis (ICAP) Reporting Limit...: 0.01
Parameter.....: Chromium (Cr) Units.....: mg/L

QC	Lab ID	Reagent	QC Result	QC Result	True Value	Orig. Value	Calc. Result	Units	Date/Time
ICV		960716T	1.94610		2.00		97.3	% REC	10/04/96 0909
ICB		960920Z	0.00025						10/04/96 0950
ISB		960929R	0.56291		0.5000		112.6	% REC	10/04/96 0959
MB		1003	-0.00025						10/04/96 1011
LCS		960923H	1.05575		1.00		105.6	% REC	10/04/96 1012
CRI		960929S	0.00257		0.002500		102.8	% REC	10/04/96 1030
CCV		960809Z	2.53498		2.5		101.4	% REC	10/04/96 1133
CCB		960920Z	-0.00029						10/04/96 1259
MS	962729-1	960917G	1.05496		1.000	0.00108	105.4	% REC	10/04/96 1309
MSD	962729-1	960917G	1.09980	1.05496	1.000	0.00108	109.9	% REC	10/04/96 1311
							4.2	RPD	
MD	962729-2		0.00980			0.01269	0.00289	ABS Diff.	10/04/96 1333
CCV		960809Z	2.50540		2.5		100.2	% REC	10/04/96 1339
CCB		960920Z	0.00058						10/04/96 1344
SD	962729-2		0.00009			0.00344		% Diff.	10/04/96 1403
MS	962642-5	960917G	1.09467		1.000	0.00000	109.5	% REC	10/04/96 1415
MSD	962642-5	960917G	1.07053	1.09467	1.000	0.00000	107.1	% REC	10/04/96 1418
							2.2	RPD	
MD	962642-4		0.00159			0.00274	0.00115	ABS Diff.	10/04/96 1424
CCV		960809Z	2.42712		2.5		97.1	% REC	10/04/96 1432
CCB		960920Z	0.00029						10/04/96 1442
SD	962642-7		0.00118			0.00119		% Diff.	10/04/96 1455
MS	962673-7	960917G	1.11896		1.000	0.00483	111.4	% REC	10/04/96 1508
MSD	962673-7	960917G	1.10482	1.11896	1.000	0.00483	110.0	% REC	10/04/96 1510
							1.3	RPD	
MS	962684-1	960917G	1.12776		1.000	0.00188	112.6	% REC	10/04/96 1516
MSD	962684-1	960917G	1.09539	1.12776	1.000	0.00188	109.4	% REC	10/04/96 1518
							2.9	RPD	
CCV		960809Z	2.50923		2.5		100.4	% REC	10/04/96 1523
CCB		960920Z	-0.00058						10/04/96 1533
PDS	962684-1	960917G	1.00709		1.000	0.00188	100.5	% REC	10/04/96 1653
PSD	962684-1	960917G	1.00297	1.00709	1.000	0.00188	100.1	% REC	10/04/96 1657
							0.4	RPD	
CCV		960809Z	2.60509		2.5		104.2	% REC	10/04/96 1754
CCB		960920Z	0.00029						10/04/96 1805
CCV		960809Z	2.42583		2.5		97.0	% REC	10/04/96 2102
CCB		960920Z	0.00106						10/04/96 2112
MB		1004	0.00195						10/04/96 2208
LCS		961003H	0.93467		1.00		93.5	% REC	10/04/96 2216
CCV		960809Z	2.40566		2.5		96.2	% REC	10/04/96 2221
CCB		960920Z	0.00017						10/04/96 2243
MD	962756-1		0.01918			0.02044	0.00126	ABS Diff.	10/04/96 2259
CCV		960809Z	2.49123		2.5		99.6	% REC	10/04/96 2327
CCB		960920Z	-0.00167						10/04/96 2353
MD	962701-7		0.00722			0.00990	0.00268	ABS Diff.	10/05/96 0008
CCV		960809Z	2.53162		2.5		101.3	% REC	10/05/96 0031
CCB		960920Z	-0.00184						10/05/96 0039
MD	962745-5		0.05464			0.05581	2.1	RPD	10/05/96 0058
CCV		960809Z	2.38573		2.5		95.4	% REC	10/05/96 0114
CCB		960920Z	-0.00117						10/05/96 0125
MS	962752-2	960917G	0.90030		1.000	0.01001	89.0	% REC	10/05/96 0138
MSD	962752-2	960917G	0.91740	0.90030	1.000	0.01001	90.7	% REC	10/05/96 0142
							1.9	RPD	

The analytical results, opinions or interpretations contained in this report are based upon information and material supplied by the client for whose exclusive and confidential use this report has been made. The analytical results, opinions or interpretations expressed represent the best judgment of Core Laboratories. Core Laboratories, however, makes no warranty or representation, express or implied, of any type, and expressly disclaims same as to the productivity, proper operations or profitableness of any oil, gas, coal or other mineral, property, well or sand, in connection with which such report is used or relied upon for any reason whatsoever. This report shall not be reproduced, in whole or in part, without the written approval of Core Laboratories.

CORELAB

CORE LABORATORIES

QUALITY CONTROL RESULTS

Job Number: 962677 Date: 10/18/96

CUSTOMER: Daniel B. Stephens & Associates PROJECT: ATTN: Bob Marley

Test Method.....: SW-846 6010A Batch.....: 14069 Analyst...: smh
Method Description.: Metals Analysis (ICAP) Reporting Limit...: 0.01
Parameter.....: Chromium (Cr) Units.....: mg/L

QC	Lab ID	Reagent	QC Result	QC Result	True Value	Orig. Value	Calc. Result	Units	Date/Time
SD	962752-2		0.00170			0.01001		% Diff.	10/05/96 0144
ISB		960929R	0.47736		0.5000		95.5	% REC	10/05/96 0150
CRI		960929S	0.00050		0.002500		20.0	% REC	10/05/96 0156
CCV		960809Z	2.46943		2.5		98.8	% REC	10/05/96 0207
CCB		960920Z	-0.00080						10/05/96 0216

Test Method.....: SW-846 6010A Batch.....: 14069 Analyst...: smh
Method Description.: Metals Analysis (ICAP) Reporting Limit...: 0.5
Parameter.....: Magnesium (Mg) Units.....: mg/L

QC	Lab ID	Reagent	QC Result	QC Result	True Value	Orig. Value	Calc. Result	Units	Date/Time
ICV		960412S	95.22320		100.000000		95.2	% REC	10/04/96 0928
ICB		960920Z	0.03652						10/04/96 0950
ISA		960929U	562.78613		500		112.6	% REC	10/04/96 0955
ISB		960929R	533.98535		500		106.8	% REC	10/04/96 0959
MB		1003	0.04058						10/04/96 1011
CCV		960821M	101.66471		100.00		101.7	% REC	10/04/96 1121
CCB		960920Z	-0.00235						10/04/96 1259
MD	962729-2		2.28601			2.29308	0.00707	ABS Diff.	10/04/96 1333
CCV		960821M	99.62763		100.00		99.6	% REC	10/04/96 1336
CCB		960920Z	0.00000						10/04/96 1344
SD	962729-2		0.05184			0.38414		% Diff.	10/04/96 1403
MD	962642-4		28.91921			29.84304	3.1	RPD	10/04/96 1424
CCV		960821M	97.30863		100.00		97.3	% REC	10/04/96 1427
CCB		960920Z	0.02592						10/04/96 1442
SD	962642-7		3.34181			17.03195	1.9	% Diff.	10/04/96 1455
MS	962684-1	960917G	83.89423		50.000	26.15478	115.5	% REC	10/04/96 1516
MSD	962684-1	960917G	81.74020	83.89423	50.000	26.15478	111.2	% REC	10/04/96 1518
							2.6	RPD	
CCV		960821M	100.53262		100.00		100.5	% REC	10/04/96 1520
CCB		960920Z	0.02592						10/04/96 1533
PDS	962684-1	960917G	74.00311		50.000	26.15478	95.7	% REC	10/04/96 1653
PSD	962684-1	960917G	73.72502	74.00311	50.000	26.15478	95.1	% REC	10/04/96 1657
							0.4	RPD	
CCV		960821M	103.30410		100.00		103.3	% REC	10/04/96 1750
CCB		960920Z	-0.00235						10/04/96 1805
CCV		960821M	99.74072		100.00		99.7	% REC	10/04/96 2036
CCB		960920Z	-0.00000						10/04/96 2112
MB		1004	-0.03501						10/04/96 2208
CCV		960821M	97.54393		100.00		97.5	% REC	10/04/96 2219
CCB		960920Z	-0.03361						10/04/96 2243
LCS		960912Y	189.27467		200.0		94.6	% REC	10/04/96 2249
LCS		960912Y	104.39201		100.000000		104.4	% REC	10/04/96 2252
MD	962756-1		0.22546			0.12323	0.10223	ABS Diff.	10/04/96 2259
CCV		960821M	103.07589		100.00		103.1	% REC	10/04/96 2321
CCB		960920Z	-0.01315						10/04/96 2353
MD	962701-7		219.19665			226.02386	3.1	RPD	10/05/96 0008
CCV		960821M	103.41265		100.00		103.4	% REC	10/05/96 0024
CCB		960920Z	0.01135						10/05/96 0039
CCV		960821M	98.28845		100.00		98.3	% REC	10/05/96 0106
CCB		960920Z	0.01515						10/05/96 0125

The analytical results, opinions or interpretations contained in this report are based upon information and material supplied by the client for whose exclusive and confidential use this report has been made. The analytical results, opinions or interpretations expressed represent the best judgment of Core Laboratories. Core Laboratories, however, makes no warranty or representation, express or implied, of any type, and expressly disclaims same as to the productivity, proper operations or profitableness of any oil, gas, or other mineral, property, well or sand in connection with which such report is used or relied upon for any reason whatsoever. This report shall not be reproduced, in whole or in part, without the written approval of Core Laboratories.

CORE LABORATORIES

QUALITY CONTROL RESULTS

Job Number: 962677 Date: 10/18/96

CUSTOMER: Daniel B. Stephens & Associates PROJECT: ATTN: Bob Marley

Test Method.....: SW-846 6010A
Method Description.: Metals Analysis (ICAP)
Parameter.....: Magnesium (Mg)
Batch.....: 14069
Reporting Limit...: 0.5
Units.....: mg/L
Analyst...: smh

QC	Lab ID	Reagent	QC Result	QC Result	True Value	Orig. Value	Calc. Result	Units	Date/Time
MS	962752-2	960917G	58.78215		50.000	10.93821	95.7	% REC	10/05/96 0138
MSD	962752-2	960917G	60.10205	58.78215	50.000	10.93821	98.3	% REC	10/05/96 0142
							2.2	RPD	
SD	962752-2		2.25963			10.93821	-3.3	% Diff.	10/05/96 0144
ISA		960929U	507.83233		500		101.6	% REC	10/05/96 0146
ISB		960929R	482.59741		500		96.5	% REC	10/05/96 0150
CCV		960821M	104.66958		100.00		104.7	% REC	10/05/96 0159
CCB		960920Z	0.00505						10/05/96 0216

Test Method.....: SW-846 6010A
Method Description.: Metals Analysis (ICAP)
Parameter.....: Manganese (Mn)
Batch.....: 14069
Reporting Limit...: 0.01
Units.....: mg/L
Analyst...: smh

QC	Lab ID	Reagent	QC Result	QC Result	True Value	Orig. Value	Calc. Result	Units	Date/Time
ICV		960716T	1.98354		2.00		99.2	% REC	10/04/96 0909
ICB		960920Z	0.00018						10/04/96 0950
ISB		960929R	0.53919		0.5000		107.8	% REC	10/04/96 0959
MB		1003	0.00055						10/04/96 1011
LCS		960923H	1.07404		1.00		107.4	% REC	10/04/96 1012
CRI		960929S	0.00576		0.005000		115.2	% REC	10/04/96 1030
CCV		960809Z	5.11907		5.0		102.4	% REC	10/04/96 1133
CCB		960920Z	0.00000						10/04/96 1259
MD	962729-2		1.25628			1.21611	3.2	RPD	10/04/96 1333
CCV		960809Z	5.06433		5.0		101.3	% REC	10/04/96 1339
CCB		960920Z	0.00042						10/04/96 1344
SD	962729-2		0.04383			0.22506	2.6	% Diff.	10/04/96 1403
MD	962642-4		3.88949			4.00981	3.0	RPD	10/04/96 1424
CCV		960809Z	4.91338		5.0		98.3	% REC	10/04/96 1432
CCB		960920Z	-0.00000						10/04/96 1442
SD	962642-7		0.07214			0.36177	0.3	% Diff.	10/04/96 1455
MS	962684-1	960917G	4.66928		1.000	3.22676	144.3	% REC	10/04/96 1516
MSD	962684-1	960917G	4.59960	4.66928	1.000	3.22676	137.3	% REC	10/04/96 1518
							1.5	RPD	
CCV		960809Z	5.07244		5.0		101.4	% REC	10/04/96 1523
CCB		960920Z	-0.00000						10/04/96 1533
PDS	962684-1	960917G	4.01431		1.000	3.22676	78.8	% REC	10/04/96 1653
PSD	962684-1	960917G	4.00802	4.01431	1.000	3.22676	78.1	% REC	10/04/96 1657
							0.2	RPD	
CCV		960809Z	5.21196		5.0		104.2	% REC	10/04/96 1754
CCB		960920Z	0.00063						10/04/96 1805
CCV		960809Z	4.89625		5.0		97.9	% REC	10/04/96 2102
CCB		960920Z	0.00013						10/04/96 2112
MB		1004	0.00041						10/04/96 2208
LCS		961003H	0.94799		1.00		94.8	% REC	10/04/96 2216
CCV		960809Z	4.90175		5.0		98.0	% REC	10/04/96 2221
CCB		960920Z	0.00041						10/04/96 2243
MD	962756-1		0.04499			0.04335	0.00164	ABS Diff.	10/04/96 2259
CCV		960809Z	5.00629		5.0		100.1	% REC	10/04/96 2327
CCB		960920Z	0.00000						10/04/96 2353
MD	962701-7		0.21526			0.22602	4.9	RPD	10/05/96 0008
CCV		960809Z	5.06534		5.0		101.3	% REC	10/05/96 0031

The analytical results, opinions or interpretations contained in this report are based upon information and material supplied by the client for whose exclusive and confidential use this report has been made. The analytical results, opinions or interpretations expressed represent the best judgment of Core Laboratories. Core Laboratories, however, makes no warranty or representation, express or implied, of any type, and expressly disclaims same as to the productivity, proper operations or profitableness of any oil, gas, coal or other mineral, property, well or sand, in connection with which such report is used or relied upon for any reason whatsoever. This report shall not be reproduced, in whole or in part, without the written approval of Core Laboratories.

CORELAB

CORE LABORATORIES

QUALITY CONTROL RESULTS

Job Number: 962677 Date: 10/18/96

CUSTOMER: Daniel B. Stephens & Associates PROJECT: ATTN: Bob Marley

Test Method.....: SW-846 6010A Batch.....: 14069 Analyst...: smh
Method Description.: Metals Analysis (ICAP) Reporting Limit...: 0.01
Parameter.....: Manganese (Mn) Units.....: mg/L

QC	Lab ID	Reagent	QC Result	QC Result	True Value	Orig. Value	Calc. Result	Units	Date/Time
CCB		960920Z	0.00025						10/05/96 0039
CCV		960809Z	4.78509		5.0		95.7	% REC	10/05/96 0114
CCB		960920Z	0.00051						10/05/96 0125
MS	962752-2	960917G	1.81329		1.000	0.92294	89.0	% REC	10/05/96 0138
MSD	962752-2	960917G	1.85580	1.81329	1.000	0.92294	93.3	% REC	10/05/96 0142
							2.3	RPD	
SD	962752-2		0.18987			0.92294	-2.9	% Diff.	10/05/96 0144
ISB		960929R	0.43684		0.5000		87.4	% REC	10/05/96 0150
CRI		960929S	0.00376		0.005000		75.2	% REC	10/05/96 0156
CCV		960809Z	4.98262		5.0		99.7	% REC	10/05/96 0207
CCB		960920Z	0.00075						10/05/96 0216

Test Method.....: SW-846 6010A Batch.....: 14069 Analyst...: smh
Method Description.: Metals Analysis (ICAP) Reporting Limit...: 0.01
Parameter.....: Silver (Ag) Units.....: mg/L

QC	Lab ID	Reagent	QC Result	QC Result	True Value	Orig. Value	Calc. Result	Units	Date/Time
ICV		960501Q	1.03457		1.00		103.5	% REC	10/04/96 0917
ICB		960920Z	0.00421						10/04/96 0950
ISB		960929R	1.08101		1.000		108.1	% REC	10/04/96 0959
MB		1003	0.00377						10/04/96 1011
LCS		960923H	1.13503		1.00		113.5	% REC	10/04/96 1012
CRI		960929S	0.00579		0.005000		115.8	% REC	10/04/96 1030
CCV		960821M	2.52216		2.500		100.9	% REC	10/04/96 1121
CCB		960920Z	-0.00035						10/04/96 1259
MS	962729-1	960917G	0.83300		1.000	-0.00080	83.4	% REC	10/04/96 1309
MSD	962729-1	960917G	0.86072	0.83300	1.000	-0.00080	86.2	% REC	10/04/96 1311
							3.3	RPD	
MD	962729-2		-0.00308			-0.00028	0.00280	ABS Diff.	10/04/96 1333
CCV		960821M	2.48373		2.500		99.3	% REC	10/04/96 1336
CCB		960920Z	-0.00043						10/04/96 1344
SD	962729-2		-0.00196			0.00064		% Diff.	10/04/96 1403
MS	962642-5	960917G	1.07641		1.000	-0.00305	107.9	% REC	10/04/96 1415
MSD	962642-5	960917G	1.09470	1.07641	1.000	-0.00305	109.8	% REC	10/04/96 1418
							1.7	RPD	
MD	962642-4		-0.00029			-0.00113	0.00084	ABS Diff.	10/04/96 1424
CCV		960821M	2.44166		2.500		97.7	% REC	10/04/96 1427
CCB		960920Z	0.00158						10/04/96 1442
SD	962642-7		-0.00110			0.00009		% Diff.	10/04/96 1455
MS	962673-7	960917G	1.13525		1.000	0.00335	113.2	% REC	10/04/96 1508
MSD	962673-7	960917G	1.11656	1.13525	1.000	0.00335	111.3	% REC	10/04/96 1510
							1.7	RPD	
MS	962684-1	960917G	1.12850		1.000	0.00356	112.5	% REC	10/04/96 1516
MSD	962684-1	960917G	1.09288	1.12850	1.000	0.00356	108.9	% REC	10/04/96 1518
							3.2	RPD	
CCV		960821M	2.49861		2.500		99.9	% REC	10/04/96 1520
CCB		960920Z	0.00447						10/04/96 1533
PDS	962684-1	960917G	1.01403		1.000	0.00356	101.0	% REC	10/04/96 1653
PSD	962684-1	960917G	1.01035	1.01403	1.000	0.00356	100.7	% REC	10/04/96 1657
							0.4	RPD	
CCV		960821M	2.51995		2.500		100.8	% REC	10/04/96 1750

The analytical results, opinions or interpretations contained in this report are based upon information and material supplied by the client for whose exclusive and confidential use this report has been made. The analytical results, opinions or interpretations expressed represent the best judgment of Core Laboratories. Core Laboratories, however, makes no warranty or representation, express or implied, of any type, and expressly disclaims same as to the productivity, proper operations or profitableness of any oil, gas, coal or other mineral property, well or sand in connection with which such report is used or relied upon for any reason whatsoever. This report shall not be reproduced, in whole or in part, without the written approval of Core Laboratories.

CORE LABORATORIES

QUALITY CONTROL RESULTS

Job Number: 962677 Date: 10/18/96

CUSTOMER: Daniel B. Stephens & Associates PROJECT: ATTN: Bob Marley

Test Method.....: SW-846 6010A Batch.....: 14069 Analyst...: smh
Method Description.: Metals Analysis (ICAP) Reporting Limit...: 0.01
Parameter.....: Silver (Ag) Units.....: mg/L

QC	Lab ID	Reagent	QC Result	QC Result	True Value	Orig. Value	Calc. Result	Units	Date/Time
CCB		960920Z	-0.00007						10/04/96 1805
CCV		960821M	2.45354		2.500		98.1	% REC	10/04/96 2036
CCB		960920Z	-0.00233						10/04/96 2112
MB		1004	0.00102						10/04/96 2208
LCS		961003H	0.95297		1.00		95.3	% REC	10/04/96 2216
CCV		960821M	2.56563		2.500		102.6	% REC	10/04/96 2219
CCB		960920Z	0.00446						10/04/96 2243
MD	962756-1		0.00311			0.00614	0.00303	ABS Diff.	10/04/96 2259
CCV		960821M	2.53079		2.500		101.2	% REC	10/04/96 2321
CCB		960920Z	-0.00083						10/04/96 2353
MD	962701-7		0.00180			0.00694	0.00514	ABS Diff.	10/05/96 0008
CCV		960821M	2.39998		2.500		96.0	% REC	10/05/96 0024
CCB		960920Z	-0.00008						10/05/96 0039
CCV		960821M	2.44153		2.500		97.7	% REC	10/05/96 0106
CCB		960920Z	-0.00216						10/05/96 0125
MS	962752-2	960917G	0.85168		1.000	-0.00280	85.4	% REC	10/05/96 0138
MSD	962752-2	960917G	0.93672	0.85168	1.000	-0.00280	94.0	% REC	10/05/96 0142
							9.5	RPD	
SD	962752-2		-0.00229			-0.00280		% Diff.	10/05/96 0144
ISB		960929R	0.84872		1.000		84.9	% REC	10/05/96 0150
CRI		960929S	0.00528		0.005000		105.6	% REC	10/05/96 0156
CCV		960821M	2.56251		2.500		102.5	% REC	10/05/96 0159
CCB		960920Z	0.00078						10/05/96 0216

Test Method.....: SW-846 6010A Batch.....: 14069 Analyst...: smh
Method Description.: Metals Analysis (ICAP) Reporting Limit...: 1
Parameter.....: Sodium (Na) Units.....: mg/L

QC	Lab ID	Reagent	QC Result	QC Result	True Value	Orig. Value	Calc. Result	Units	Date/Time
ICV		960412S	98.06381		100.000000		98.1	% REC	10/04/96 0928
ICB		960920Z	0.02506						10/04/96 0950
MB		1003	-0.02053						10/04/96 1011
CRI		960929S	0.02805		0.150000		18.7	% REC	10/04/96 1030
CCV		960821M	51.27048		50.000		102.5	% REC	10/04/96 1121
CCB		960920Z	-0.02575						10/04/96 1259
MD	962729-2		33.42335			32.72753	2.1	RPD	10/04/96 1333
CCV		960821M	51.65035		50.000		103.3	% REC	10/04/96 1336
CCB		960920Z	0.00422						10/04/96 1344
SD	962729-2		0.80418			4.75922	15.5	% Diff.	10/04/96 1403
CCV		960821M	50.42575		50.000		100.9	% REC	10/04/96 1427
CCB		960920Z	-0.00605						10/04/96 1442
SD	962642-7		8.67356			57.33866	24.4	% Diff.	10/04/96 1455
CCV		960821M	52.08865		50.000		104.2	% REC	10/04/96 1520
CCB		960920Z	-0.01169						10/04/96 1533
CCV		960821M	51.24793		50.000		102.5	% REC	10/04/96 1750
CCB		960920Z	-0.00134						10/04/96 1805
CCV		960821M	48.54512		50.000		97.1	% REC	10/04/96 2036
CCB		960920Z	0.00527						10/04/96 2112
MB		1004	-0.01482						10/04/96 2208
CCV		960821M	49.29973		50.000		98.6	% REC	10/04/96 2219
CCB		960920Z	-0.04041						10/04/96 2243

The analytical results, opinions or interpretations contained in this report are based upon information and material supplied by the client for whose exclusive and confidential use this report has been made. The analytical results, opinions or interpretations expressed represent the best judgment of Core Laboratories. Core Laboratories, however, makes no warranty or representation, express or implied, of any type, and expressly disclaims same as to the productivity, proper operations or profitableness of any oil, gas, coal or other minerals, property, well or sand, in connection with which such report is used or relied upon for any reason whatsoever. This report shall not be reproduced, in whole or in part, without the written approval of Core Laboratories.

CORE LABORATORIES

QUALITY CONTROL RESULTS

Job Number: 962677 Date: 10/18/96

CUSTOMER: Daniel B. Stephens & Associates PROJECT: ATTN: Bob Marley

Test Method.....: SW-846 6010A
Method Description.: Metals Analysis (ICAP)
Parameter.....: Sodium (Na)
Batch.....: 14069
Reporting Limit...: 1
Units.....: mg/L
Analyst...: smh

QC	Lab ID	Reagent	QC Result	QC Result	True Value	Orig. Value	Calc. Result	Units	Date/Time
LCS		960912Y	208.14733		200.0		104.1	% REC	10/04/96 2249
LCS		960912Y	105.72954		100.000000		105.7	% REC	10/04/96 2252
CCV		960821M	51.01238		50.000		102.0	% REC	10/04/96 2321
CCB		960920Z	-0.01465						10/04/96 2353
MD	962701-7		299.97640			306.57098	2.2	RPD	10/05/96 0008
MD	962701-7		22.40180			24.25960	8.0	RPD	10/05/96 0013
CCV		960821M	48.24951		50.000		96.5	% REC	10/05/96 0024
CCB		960920Z	0.01048						10/05/96 0039
CCV		960821M	50.74597		50.000		101.5	% REC	10/05/96 0106
CCB		960920Z	0.01623						10/05/96 0125
MS	962752-2	960917G	73.16284		50.000	21.48034	103.4	% REC	10/05/96 0138
MSD	962752-2	960917G	74.09606	73.16284	50.000	21.48034	105.2	% REC	10/05/96 0142
							1.3	RPD	
SD	962752-2		3.24410			21.48034	24.5	% Diff.	10/05/96 0144
CRI		960929S	0.09700		0.150000		64.7	% REC	10/05/96 0156
CCV		960821M	48.15589		50.000		96.3	% REC	10/05/96 0159
CCB		960920Z	0.01814						10/05/96 0216

Test Method.....: SW-846 6010A
Method Description.: Metals Analysis (ICAP Trace)
Parameter.....: Lead (Pb)
Batch.....: 14069
Reporting Limit...: 0.05
Units.....: mg/L
Analyst...: smh

QC	Lab ID	Reagent	QC Result	QC Result	True Value	Orig. Value	Calc. Result	Units	Date/Time
ICV		960716T	1.97746		2.00		98.9	% REC	10/04/96 0909
ICB		960920Z	-0.00174						10/04/96 0950
ISB		960929R	1.11877		1.000		111.9	% REC	10/04/96 0959
MB		1003	-0.00161						10/04/96 1011
LCS		960923H	1.07529		1.00		107.5	% REC	10/04/96 1012
CRI		960929S	0.00088		0.002500		35.2	% REC	10/04/96 1030
CCV		960809Z	1.02804		1.0		102.8	% REC	10/04/96 1133
CCB		960920Z	-0.00032						10/04/96 1259
MS	962729-1	960917G	1.08443		1.000	0.92576	15.9	% REC	10/04/96 1319
MSD	962729-1	960917G	1.13897	1.08443	1.000	0.92576	21.3	% REC	10/04/96 1324
							4.9	RPD	
PDS	962729-1	960917G	1.82889		1.000	0.92576	90.3	% REC	10/04/96 1326
PSD	962729-1	960917G	1.84218	1.82889	1.000	0.92576	91.6	% REC	10/04/96 1328
							0.7	RPD	
MD	962729-2		4.83273			5.78083	17.9	RPD	10/04/96 1333
CCV		960809Z	1.01184		1.0		101.2	% REC	10/04/96 1339
CCB		960920Z	-0.00022						10/04/96 1344
MD	962729-2		0.88643			1.06459	18.3	RPD	10/04/96 1401
SD	962729-2		0.21479			1.06459	-0.9	% Diff.	10/04/96 1403
MS	962642-5	960917G	1.11855		1.000	0.00602	111.3	% REC	10/04/96 1415
MSD	962642-5	960917G	1.09893	1.11855	1.000	0.00602	109.3	% REC	10/04/96 1418
							1.8	RPD	
MD	962642-4		0.01172			0.01107	0.00065	ABS Diff.	10/04/96 1424
CCV		960809Z	0.97487		1.0		97.5	% REC	10/04/96 1432
CCB		960920Z	0.00281						10/04/96 1442
SD	962642-7		0.00031			0.00400		% Diff.	10/04/96 1455
MS	962673-7	960917G	1.16798		1.000	0.01780	115.0	% REC	10/04/96 1508

The analytical results, opinions or interpretations contained in this report are based upon information and material supplied by the client for whose exclusive and confidential use this report has been made. The analytical results, opinions or interpretations expressed represent the best judgment of Core Laboratories. Core Laboratories, however, makes no warranty or representation, express or implied, of any type, and expressly disclaims same as to the productivity, proper operations or profitableness of any oil, gas, coal or other mineral property, well or sand in connection with which such report is used or relied upon for any reason whatsoever. This report shall not be reproduced, in whole or in part, without the written approval of Core Laboratories.

CORE LABORATORIES

QUALITY CONTROL RESULTS

Job Number: 962677 Date: 10/18/96

CUSTOMER: Daniel B. Stephens & Associates PROJECT: ATTN: Bob Marley

Test Method.....: SW-846 6010A Batch.....: 14069 Analyst...: smh
Method Description.: Metals Analysis (ICAP Trace) Reporting Limit...: 0.05
Parameter.....: Lead (Pb) Units.....: mg/L

QC	Lab ID	Reagent	QC Result	QC Result	True Value	Orig. Value	Calc. Result	Units	Date/Time
MSD	962673-7	960917G	1.15667	1.16798	1.000	0.01780	113.9	% REC	10/04/96 1510
							1.0	RPD	
MS	962684-1	960917G	1.16115		1.000	0.00379	115.7	% REC	10/04/96 1516
MSD	962684-1	960917G	1.12879	1.16115	1.000	0.00379	112.5	% REC	10/04/96 1518
							2.8	RPD	
CCV		960809Z	1.00779		1.0		100.8	% REC	10/04/96 1523
CCB		960920Z	0.00242						10/04/96 1533
PDS	962684-1	960917G	1.03276		1.000	0.00379	102.9	% REC	10/04/96 1653
PSD	962684-1	960917G	1.02910	1.03276	1.000	0.00379	102.5	% REC	10/04/96 1657
							0.4	RPD	
CCV		960809Z	1.03312		1.0		103.3	% REC	10/04/96 1754
CCB		960920Z	-0.00053						10/04/96 1805
CCV		960809Z	0.96919		1.0		96.9	% REC	10/04/96 2102
CCB		960920Z	-0.00004						10/04/96 2112
MB		1004	-0.00052						10/04/96 2208
LCS		961003H	0.91590		1.00		91.6	% REC	10/04/96 2216
CCV		960809Z	1.00671		1.0		100.7	% REC	10/04/96 2221
CCB		960920Z	-0.00236						10/04/96 2243
MD	962756-1		-0.01246			-0.00898	0.00348	ABS Diff.	10/04/96 2259
CCV		960809Z	1.00694		1.0		100.7	% REC	10/04/96 2327
CCB		960920Z	0.00018						10/04/96 2353
MD	962701-7		0.00517			0.00366	0.00151	ABS Diff.	10/05/96 0008
CCV		960809Z	0.99882		1.0		99.9	% REC	10/05/96 0031
CCB		960920Z	0.00220						10/05/96 0039
CCV		960809Z	0.96277		1.0		96.3	% REC	10/05/96 0114
CCB		960920Z	0.00037						10/05/96 0125
MS	962752-2	960917G	0.87568		1.000	0.00208	87.4	% REC	10/05/96 0138
MSD	962752-2	960917G	0.89736	0.87568	1.000	0.00208	89.5	% REC	10/05/96 0142
							2.4	RPD	
SD	962752-2		0.00242			0.00208		% Diff.	10/05/96 0144
ISB		960929R	0.87577		1.000		87.6	% REC	10/05/96 0150
CRI		960929S	0.00822		0.002500		328.8	% REC	10/05/96 0156
CCV		960809Z	0.99000		1.0		99.0	% REC	10/05/96 0207
CCB		960920Z	0.00064						10/05/96 0216

Test Method.....: SW-846 6010A Batch.....: 14069 Analyst...: smh
Method Description.: Metals Analysis (ICAP Trace) Reporting Limit...: 0.1
Parameter.....: Selenium (Se) Units.....: mg/L

QC	Lab ID	Reagent	QC Result	QC Result	True Value	Orig. Value	Calc. Result	Units	Date/Time
ICV		960716T	2.06049		2.00		103.0	% REC	10/04/96 0909
ICB		960920Z	0.00550						10/04/96 0950
ISB		960929R	1.05860		1.000		105.9	% REC	10/04/96 0959
MB		1003	0.00038						10/04/96 1011
LCS		960923H	1.03035		1.00		103.0	% REC	10/04/96 1012
CRI		960929S	0.00505		0.002500		202.0	% REC	10/04/96 1030
CCV		960809Z	2.58389		2.5		103.4	% REC	10/04/96 1133
CCB		960920Z	0.00476						10/04/96 1259
MS	962729-1	960917G	0.99998		1.000	-0.00044	100.0	% REC	10/04/96 1309
MSD	962729-1	960917G	1.03941	0.99998	1.000	-0.00044	104.0	% REC	10/04/96 1311
							3.9	RPD	

The analytical results, opinions or interpretations contained in this report are based upon information and material supplied by the client for whose exclusive and confidential use this report has been made. The analytical results, opinions or interpretations expressed represent the best judgment of Core Laboratories. Core Laboratories, however, makes no warranty or representation, express or implied, of any type, and expressly disclaims same as to the productivity, proper operations or profitableness of any oil, gas, coal or other mineral, property, well or sand in connection with which such report is used or relied upon for any reason whatsoever. This report shall not be reproduced, in whole or in part, without the written approval of Core Laboratories.

CORE LABORATORIES

QUALITY CONTROL RESULTS

Job Number: 962677 Date: 10/18/96

CUSTOMER: Daniel B. Stephens & Associates PROJECT: ATTN: Bob Marley

Test Method.....: SW-846 6010A Batch.....: 14069 Analyst...: smh
Method Description.: Metals Analysis (ICAP Trace) Reporting Limit...: 0.1
Parameter.....: Selenium (Se) Units.....: mg/L

QC	Lab ID	Reagent	QC Result	QC Result	True Value	Orig. Value	Calc. Result	Units	Date/Time
MD	962729-2		0.00007			0.00262	0.00255	ABS Diff.	10/04/96 1333
CCV		960809Z	2.51706		2.5		100.7	% REC	10/04/96 1339
CCB		960920Z	-0.00275						10/04/96 1344
SD	962729-2		0.00262			0.00062		% Diff.	10/04/96 1403
MD	962642-4		0.00676			0.00768	0.00092	ABS Diff.	10/04/96 1424
CCV		960809Z	2.43556		2.5		97.4	% REC	10/04/96 1432
CCB		960920Z	-0.00533						10/04/96 1442
SD	962642-7		0.00139			0.00471		% Diff.	10/04/96 1455
MS	962684-1	960917G	1.04151		1.000	-0.00165	104.3	% REC	10/04/96 1516
MSD	962684-1	960917G	1.00463	1.04151	1.000	-0.00165	100.6	% REC	10/04/96 1518
							3.6	RPD	
CCV		960809Z	2.52822		2.5		101.1	% REC	10/04/96 1523
CCB		960920Z	0.00518						10/04/96 1533
PDS	962684-1	960917G	0.94077		1.000	-0.00165	94.2	% REC	10/04/96 1653
PSD	962684-1	960917G	0.93034	0.94077	1.000	-0.00165	93.2	% REC	10/04/96 1657
							1.1	RPD	
CCV		960809Z	2.59201		2.5		103.7	% REC	10/04/96 1754
CCB		960920Z	0.00188						10/04/96 1805
CCV		960809Z	2.49593		2.5		99.8	% REC	10/04/96 2102
CCB		960920Z	-0.00056						10/04/96 2112
MB		1004	0.00113						10/04/96 2208
LCS		961003H	0.90543		1.00		90.5	% REC	10/04/96 2216
CCV		960809Z	2.49262		2.5		99.7	% REC	10/04/96 2221
CCB		960920Z	0.00006						10/04/96 2243
MD	962756-1		-0.00959			0.00453	0.01412	ABS Diff.	10/04/96 2259
CCV		960809Z	2.61471		2.5		104.6	% REC	10/04/96 2327
CCB		960920Z	-0.00179						10/04/96 2353
MD	962701-7		0.00523			-0.00192	0.00715	ABS Diff.	10/05/96 0008
CCV		960809Z	2.55340		2.5		102.1	% REC	10/05/96 0031
CCB		960920Z	0.00642						10/05/96 0039
CCV		960809Z	2.61686		2.5		104.7	% REC	10/05/96 0114
CCB		960920Z	-0.00691						10/05/96 0125
MS	962752-2	960917G	0.96484		1.000	-0.01359	97.8	% REC	10/05/96 0138
MSD	962752-2	960917G	0.96776	0.96484	1.000	-0.01359	98.1	% REC	10/05/96 0142
							0.3	RPD	
SD	962752-2		-0.00529			-0.01359		% Diff.	10/05/96 0144
ISB		960929R	0.97572		1.000		97.6	% REC	10/05/96 0150
CRI		960929S	-0.00426		0.002500		-170.4	% REC	10/05/96 0156
CCV		960809Z	2.54221		2.5		101.7	% REC	10/05/96 0207
CCB		960920Z	-0.00268						10/05/96 0216

Test Method.....: SW-846 6010A Batch.....: 14137 Analyst...: gag
Method Description.: Metals Analysis (ICAP) Reporting Limit...: 0.3
Parameter.....: Potassium (K) Units.....: mg/L

QC	Lab ID	Reagent	QC Result	QC Result	True Value	Orig. Value	Calc. Result	Units	Date/Time
ICV		960412T	46.49353		50.000000		93.0	% REC	10/07/96 1938
ICB		960920Z	-0.08113						10/07/96 2031
ISB		960929R	8.25638		10.000		82.6	% REC	10/07/96 2039
MB		1004	0.03724						10/07/96 2102
LCS		960912Y	46.42146		50.000000		92.8	% REC	10/07/96 2106

The analytical results, opinions or interpretations contained in this report are based upon information and material supplied by the client for whose exclusive and confidential use this report has been made. The analytical results, opinions or interpretations expressed represent the best judgment of Core Laboratories. Core Laboratories, however, makes no warranty or representation, express or implied, of any type, and expressly disclaims same as to the productivity, proper operations or profitableness of any oil, gas, coal or other mineral property, well or sand in connection with which such report is used or relied upon for any reason whatsoever. This report shall not be reproduced, in whole or in part, without the written approval of Core Laboratories

CORE LABORATORIES

QUALITY CONTROL RESULTS

Job Number: 962677 Date: 10/18/96

CUSTOMER: Daniel B. Stephens & Associates PROJECT: ATTN: Bob Marley

Test Method.....: SW-846 6010A
Method Description.: Metals Analysis (ICAP)
Parameter.....: Potassium (K)
Batch.....: 14137
Reporting Limit...: 0.3
Units.....: mg/L
Analyst...: gag

QC	Lab ID	Reagent	QC Result	QC Result	True Value	Orig. Value	Calc. Result	Units	Date/Time
MD	962701-7		4.99107			5.26127	5.3	RPD	10/07/96 2122
CCV		960821M	96.54833		100.00		96.5	% REC	10/07/96 2125
CCB		960920Z	0.07827						10/07/96 2144
MS	962752-2	960917G	50.60842		50.000	1.67061	97.9	% REC	10/07/96 2152
MB		1007	-0.01960						10/07/96 2158
LCS		960912Y	51.20744		50.000000		102.4	% REC	10/07/96 2210
MD	962718-2		4.50217			4.39020	2.5	RPD	10/07/96 2215
MS	962718-4	960917G	50.68079		50.000	1.46468	98.4	% REC	10/07/96 2220
CCV		960821M	96.52394		100.00		96.5	% REC	10/07/96 2223
CCB		960920Z	0.01273						10/07/96 2235
PDS	962718-4	960917G	49.43554		50.000	1.46468	95.9	% REC	10/07/96 2242
ISB		960929R	8.44958		10.000		84.5	% REC	10/08/96 0027
CCV		960821M	92.74407		100.00		92.7	% REC	10/08/96 0044
CCB		960920Z	-0.02425						10/08/96 0113

Test Method.....: EPA 353.2
Method Description.: Nitrogen, NO3 + NO2 (Auto Cd Red.)
Parameter.....: Nitrate + Nitrite as N
Batch.....: 14139
Reporting Limit...: 0.05
Units.....: mg/L
Analyst...: dme

QC	Lab ID	Reagent	QC Result	QC Result	True Value	Orig. Value	Calc. Result	Units	Date/Time
ICL		G951016A	1.01		1.000000		101.0	% REC	10/07/96 1100
ICB			0.00						10/07/96 1107
MD	962772-1		0.76			0.77	1.3	RPD	10/07/96 1121
MS	962772-1	G951109	1.74		1.000000	0.77	97.0	% REC	10/07/96 1128
CCV		G951109	1.96		2.000000		98.0	% REC	10/07/96 1217
CCB			0.00						10/07/96 1224
MD	962662-6		0.73			0.74	1.4	RPD	10/07/96 1238
MS	962662-6	G951109	1.68		1.000000	0.74	94.0	% REC	10/07/96 1245
LCS		G951016A	0.99		1.000000		99.0	% REC	10/07/96 1320
CCV		G951109	1.98		2.000000		99.0	% REC	10/07/96 1327
CCB			0.00						10/07/96 1333
MD	962665-5		1.01			1.02	1.0	RPD	10/07/96 1415
MS	962665-5	G951109	2.01		1.000000	1.02	99.0	% REC	10/07/96 1422
CCV		G951109	1.96		2.000000		98.0	% REC	10/07/96 1443
CCB			0.00						10/07/96 1450
CCV		G951109	1.89		2.000000		94.5	% REC	10/07/96 1553
CCB			0.00						10/07/96 1600

Test Method.....: EPA 300.0
Method Description.: Ion Chromatography Analysis
Parameter.....: Sulfate (SO4)
Batch.....: 14452
Reporting Limit...: 10
Units.....: mg/L
Analyst...: dme

QC	Lab ID	Reagent	QC Result	QC Result	True Value	Orig. Value	Calc. Result	Units	Date/Time
ICL		G960209A	49		50.0		98.0	% REC	10/16/96 1101
ICB			0						10/16/96 1101
MD	962552-4		3.43			3.42	0.01	ABS Diff.	10/16/96 1101
MS	962552-4	G961003B	25.3		25.000000	3.42	87.5	% REC	10/16/96 1101
CCV		G961003C	101		100		101.0	% REC	10/16/96 1101
CCB			0						10/16/96 1101

The analytical results, opinions or interpretations contained in this report are based upon information and material supplied by the client for whose exclusive and confidential use this report has been made. The analytical results, opinions or interpretations expressed represent the best judgment of Core Laboratories. Core Laboratories, however, makes no warranty or representation, express or implied, of any type, and expressly disclaims same as to the productivity, proper operations or profitableness of any oil, gas, coal or other mineral, property, well or sand in connection with which such report is used or relied upon for any reason whatsoever. This report shall not be reproduced, in whole or in part, without the written approval of Core Laboratories.

CORE LABORATORIES

QUALITY CONTROL RESULTS

Job Number: 962677 Date: 10/18/96

CUSTOMER: Daniel B. Stephens & Associates PROJECT: ATTN: Bob Marley

Test Method.....: EPA 300.0 Batch.....: 14452 Analyst...: dme
Method Description.: Ion Chromatography Analysis Reporting Limit...: 10
Parameter.....: Sulfate (SO4) Units.....: mg/L

QC	Lab ID	Reagent	QC Result	QC Result	True Value	Orig. Value	Calc. Result	Units	Date/Time
CCV		G961003C	99		100		99.0	% REC	10/16/96 1101
CCB			0						10/16/96 1101

Test Method.....: EPA 310.1 Batch.....: 14518 Analyst...: sgm
Method Description.: Alkalinity Reporting Limit...: 5
Parameter.....: Alkalinity, Total as CaCO3 Units.....: mg/L CaCO3

QC	Lab ID	Reagent	QC Result	QC Result	True Value	Orig. Value	Calc. Result	Units	Date/Time
MB			0						10/01/96 0900
MB			0						10/01/96 0900
LCS		G961001A	94		100		94.0	% REC	10/01/96 0900
LCS		G961001A	96		100		96.0	% REC	10/01/96 0900
MD	962618-17		166			164	1.2	RPD	10/01/96 0900
MD	962618-34		46			48	4.3	RPD	10/01/96 0900
MD	962677-2		140			138	1.4	RPD	10/01/96 0900

The analytical results, opinions or interpretations contained in this report are based upon information and material supplied by the client for whose exclusive and confidential use this report has been made. The analytical results, opinions or interpretations expressed represent the best judgment of Core Laboratories. Core Laboratories, however, makes no warranty or representation, express or implied, of any type, and expressly disclaims same as to the productivity, proper operations or profitableness of any oil, gas, coal or other mineral property, well or sand in connection with which such report is used or relied upon for any reason whatsoever. This report shall not be reproduced, in whole or in part, without the written approval of Core Laboratories.

CORE LABORATORIES

QUALITY CONTROL RESULTS

Job Number: 962677 Date: 10/18/96

CUSTOMER: Daniel B. Stephens & Associates PROJECT: ATTN: Bob Marley

QC Type	Description	Reag. Code	Lab ID	Dilution Factor	Date	Time

Test Method.....: SW-846 8240 Batch.....: 13900 Analyst ...: tdw
Method Description.: Volatile Organics Units.....: ug/L

RS	Reference Standard	V961001B			10/01/96	1232

Parameter/Test Description	QC Result	QC Result	Rep. Limit	True Value	Orig. Value	Calc. Result	Units	F
Benzene	58.76		1.	50.3		116.8	% REC	
Bromodichloromethane	59.64		5.	50.3		118.6	% REC	
Bromoform	57.56		5.	50.2		114.7	% REC	
Carbon tetrachloride	56.98		5.	50.3		113.3	% REC	
Chlorobenzene	59.46		5.	50.3		118.2	% REC	
Chloroform	56.40		5.	50.2		112.4	% REC	
Dibromochloromethane	59.17		5.	50.3		117.6	% REC	
1,1-Dichloroethane	53.00		5.	50.2		105.6	% REC	
1,2-Dichloroethane	60.26		5.	50.3		119.8	% REC	
1,1-Dichloroethene	54.89		5.	50.3		109.1	% REC	
trans-1,2-Dichloroethene	55.33		5.	50.3		110.0	% REC	
1,2-Dichloropropane	57.89		5.	50.3		115.1	% REC	
Ethylbenzene	60.10		5.	50.3		119.5	% REC	
Methylene chloride	52.58		5.	50.3		104.5	% REC	
1,1,2,2-Tetrachloroethane	63.11		5.	50.3		125.5	% REC	
Tetrachloroethene	58.82		5.	50.3		116.9	% REC	
Toluene	58.63		5.	50.3		116.6	% REC	
1,1,1-Trichloroethane	54.55		5.	50.3		108.4	% REC	
1,1,2-Trichloroethane	61.16		5.	50.3		121.6	% REC	
Trichloroethene	59.28		5.	50.3		117.9	% REC	

MB	Method Blank	AJ110			10/01/96	1410

Parameter/Test Description	QC Result	QC Result	Rep. Limit	True Value	Orig. Value	Calc. Result	Units	F
Acetone	ND		100.					
Benzene	1.00		1.					B
Bromodichloromethane	ND		5.					
Bromoform	ND		5.					
Bromomethane	ND		10.					
Methyl ethyl ketone (2-Butanone)	ND		100.					
Carbon disulfide	ND		5.					
Carbon tetrachloride	ND		5.					
Chlorobenzene	ND		5.					
Chloroethane	ND		10.					
2-Chloroethylvinyl ether	ND		10.					
Chloroform	ND		5.					
Chloromethane	ND		10.					
Dibromochloromethane	ND		5.					
1,1-Dichloroethane	ND		5.					
1,2-Dichloroethane	ND		5.					
1,1-Dichloroethene	ND		5.					
trans-1,2-Dichloroethene	ND		5.					
1,2-Dichloropropane	ND		5.					
cis-1,3-Dichloropropene	ND		5.					
trans-1,3-Dichloropropene	ND		5.					
Ethylbenzene	ND		5.					

The analytical results, opinions or interpretations contained in this report are based upon information and material supplied by the client for whose exclusive and confidential use this report has been made. The analytical results, opinions or interpretations expressed represent the best judgment of Core Laboratories. Core Laboratories, however, makes no warranty or representation, express or implied, of any type, and expressly disclaims same as to the productivity, proper operations or profitableness of any oil, gas, coal, or other mineral property, well or sand in connection with which such report is used or relied upon for any reason whatsoever. This report shall not be reproduced, in whole or in part, without the written approval of Core Laboratories.

CORE LABORATORIES

QUALITY CONTROL RESULTS

Job Number: 962677 Date: 10/18/96

CUSTOMER: Daniel B. Stephens & Associates PROJECT: ATTN: Bob Marley

QC Type	Description	Reag. Code	Lab ID	Dilution Factor	Date	Time
MB	Method Blank	AJ110			10/01/96	1410

Parameter/Test Description	QC Result	QC Result	Rep. Limit	True Value	Orig. Value	Calc. Result	Units	F
2-Hexanone	ND		50.					
Methylene chloride	ND		5.					
4-Methyl-2-pentanone (MIBK)	ND		50.					
Styrene	ND		5.					
1,1,2,2-Tetrachloroethane	ND		5.					
Tetrachloroethene	ND		5.					
Toluene	ND		5.					
1,1,1-Trichloroethane	ND		5.					
1,1,2-Trichloroethane	ND		5.					
Trichloroethene	ND		5.					
Vinyl acetate	ND		50.					
Vinyl chloride	ND		10.					
Xylenes (total)	ND		5.					

Test Method.....: SW-846 8080 Batch.....: 13996 Analyst ...: smc
Method Description.: PCB Analysis Units.....: ug/L

MB	Method Blank	1947			10/02/96	1531

Parameter/Test Description	QC Result	QC Result	Rep. Limit	True Value	Orig. Value	Calc. Result	Units	F
Aroclor 1016	ND		0.5					
Aroclor 1221	ND		0.5					
Aroclor 1232	ND		0.5					
Aroclor 1242	ND		0.5					
Aroclor 1248	ND		0.5					
Aroclor 1254	ND		0.5					
Aroclor 1260	ND		0.5					
Aroclor 1262	ND		0.5					
Aroclor 1268	ND		0.5					

LCS	Laboratory Control Sample	P960923A		10	10/02/96	1600

Parameter/Test Description	QC Result	QC Result	Rep. Limit	True Value	Orig. Value	Calc. Result	Units	F
Aroclor 1016	0.213		0.5	0.20020		106.4	% REC	
Aroclor 1260	0.210		0.5	0.20020		104.9	% REC	

Test Method.....: SW-846 8270 Batch.....: 14157 Analyst ...: dmj
Method Description.: Semivolatile Organics Units.....: ug/L

MB	Method Blank	MB1941			10/02/96	1731

Parameter/Test Description	QC Result	QC Result	Rep. Limit	True Value	Orig. Value	Calc. Result	Units	F
Acenaphthene	ND		10.					

The analytical results, opinions or interpretations contained in this report are based upon information and material supplied by the client for whose exclusive and confidential use this report has been made. The analytical results, opinions or interpretations expressed represent the best judgment of Core Laboratories. Core Laboratories, however, makes no warranty or representation, express or implied, of any type, and expressly disclaims same as to the productivity, proper operations or profitableness of any oil, gas, or other mineral, property, well or sand in connection with which such report is used or relied upon for any reason whatsoever. This report shall not be reproduced, in whole or in part, without the written approval of Core Laboratories.

CORE LABORATORIES

QUALITY CONTROL RESULTS

Job Number: 962677 Date: 10/18/96

CUSTOMER: Daniel B. Stephens & Associates PROJECT: ATTN: Bob Marley

QC Type	Description	Reag. Code	Lab ID	Dilution Factor	Date	Time
MB	Method Blank	MB1941			10/02/96	1731

Parameter/Test Description	QC Result	QC Result	Rep. Limit	True Value	Orig. Value	Calc. Result	Units	F
Acenaphthylene	ND		10.					
Anthracene	ND		10.					
Benzidine	ND		50.					
Benzo(a)anthracene	ND		10.					
Benzo(b)fluoranthene	ND		10.					
Benzo(k)fluoranthene	ND		10.					
Benzo(ghi)perylene	ND		10.					
Benzo(a)pyrene	ND		10.					
Benzyl alcohol	ND		20.					
Butyl benzyl phthalate	ND		10.					
Bis(2-chloroethoxy)methane	ND		10.					
Bis(2-chloroethyl)ether	ND		10.					
Bis(2-chloroisopropyl)ether	ND		10.					
Bis(2-ethylhexyl)phthalate	ND		10.					
4-Bromophenyl phenyl ether	ND		10.					
4-Chloroaniline	ND		10.					
2-Chloronaphthalene	ND		10.					
4-Chlorophenyl phenyl ether	ND		10.					
Chrysene	ND		10.					
Dibenzo(a,h)anthracene	ND		10.					
Dibenzofuran	ND		10.					
1,2-Dichlorobenzene	ND		10.					
1,3-Dichlorobenzene	ND		10.					
1,4-Dichlorobenzene	ND		10.					
3,3-Dichlorobenzidine	ND		20.					
Diethyl phthalate	ND		10.					
Dimethyl phthalate	ND		10.					
Di-n-butyl phthalate	ND		10.					
Di-n-octyl phthalate	ND		10.					
2,4-Dinitrotoluene	ND		10.					
2,6-Dinitrotoluene	ND		10.					
Fluoranthene	ND		10.					
Fluorene	ND		10.					
Hexachlorobenzene	ND		10.					
Hexachlorobutadiene	ND		10.					
Hexachlorocyclopentadiene	ND		10.					
Hexachloroethane	ND		10.					
Indeno(1,2,3-cd)pyrene	ND		10.					
Isophorone	ND		10.					
2-Methylnaphthalene	ND		10.					
Naphthalene	ND		10.					
o-Nitroaniline	ND		50.					
m-Nitroaniline	ND		50.					
p-Nitroaniline	ND		50.					
Nitrobenzene	ND		10.					
n-Nitrosodi-n-propylamine	ND		10.					
n-Nitrosodiphenylamine	ND		10.					
Phenanthrene	ND		10.					
Pyrene	ND		10.					
1,2,4-Trichlorobenzene	ND		10.					
Benzoic acid	ND		50.					
4-Chloro-3-methylphenol	ND		10.					
2-Chlorophenol	ND		10.					

The analytical results, opinions or interpretations contained in this report are based upon information and material supplied by the client for whose exclusive and confidential use this report has been made. The analytical results, opinions or interpretations expressed represent the best judgment of Core Laboratories. Core Laboratories, however, makes no warranty or representation, express or implied, of any type, and expressly disclaims same as to the productivity, proper operations or profitableness of any oil, gas, coal or other mineral property, well or sand in connection with which such report is used or relied upon for any reason whatsoever. This report shall not be reproduced, in whole or in part, without the written approval of Core Laboratories.

CORE LABORATORIES

QUALITY CONTROL RESULTS

Job Number: 962677 Date: 10/18/96

CUSTOMER: Daniel B. Stephens & Associates PROJECT: ATTN: Bob Marley

QC Type	Description	Reag. Code	Lab ID	Dilution Factor	Date	Time
MB	Method Blank	MB1941			10/02/96	1731

Parameter/Test Description	QC Result	QC Result	Rep. Limit	True Value	Orig. Value	Calc. Result	Units	F
2,4-Dichlorophenol	ND		10.					
2,4-Dimethylphenol	ND		10.					
2,4-Dinitrophenol	ND		50.					
2-Methyl-4,6-dinitrophenol	ND		50.					
2-Methylphenol (o-cresol)	ND		10.					
4-Methylphenol (p-cresol)	ND		10.					
2-Nitrophenol	ND		10.					
4-Nitrophenol	ND		50.					
Pentachlorophenol	ND		50.					
Phenol	ND		10.					
2,4,5-Trichlorophenol	ND		10.					
2,4,6-Trichlorophenol	ND		10.					

SB	Spiked Blank	B960906H			10/04/96	1904

Parameter/Test Description	QC Result	QC Result	Rep. Limit	True Value	Orig. Value	Calc. Result	Units	F
Acenaphthene	81.56		10.	100.0	ND	81.6	% REC	
1,4-Dichlorobenzene	47.88		10.	100.3	ND	47.7	% REC	
2,4-Dinitrotoluene	95.92		10.	100.1	ND	95.8	% REC	
n-Nitrosodi-n-propylamine	83.03		10.	100.0	ND	83.0	% REC	
Pyrene	95.28		10.	100.1	ND	95.2	% REC	
1,2,4-Trichlorobenzene	56.91		10.	100.0	ND	56.9	% REC	
4-Chloro-3-methylphenol	85.60		10.	99.99	ND	85.6	% REC	
2-Chlorophenol	64.19		10.	99.94	ND	64.2	% REC	
4-Nitrophenol	35.99		50.	100.5	ND	35.8	% REC	
Pentachlorophenol	86.77		50.	99.98	ND	86.8	% REC	
Phenol	28.57		10.	99.92	ND	28.6	% REC	

SBD	Spiked Blank Duplicate	B960906H			10/04/96	2001

Parameter/Test Description	QC Result	QC Result	Rep. Limit	True Value	Orig. Value	Calc. Result	Units	F
Acenaphthene	82.88	81.56	10.	100.0	ND	82.9	% REC	
						1.6	RPD	
1,4-Dichlorobenzene	53.20	47.88	10.	100.3	ND	53.0	% REC	
						10.5	RPD	
2,4-Dinitrotoluene	95.13	95.92	10.	100.1	ND	95.0	% REC	
						0.8	RPD	
n-Nitrosodi-n-propylamine	85.04	83.03	10.	100.0	ND	85.0	% REC	
						2.4	RPD	
Pyrene	99.67	95.28	10.	100.1	ND	99.6	% REC	
						4.5	RPD	
1,2,4-Trichlorobenzene	62.11	56.91	10.	100.0	ND	62.1	% REC	
						8.7	RPD	
4-Chloro-3-methylphenol	86.83	85.60	10.	99.99	ND	86.8	% REC	
						1.4	RPD	
2-Chlorophenol	67.60	64.19	10.	99.94	ND	67.6	% REC	
						5.2	RPD	
4-Nitrophenol	37.11	35.99	50.	100.5	ND	36.9	% REC	
						3.1	RPD	

The analytical results, opinions or interpretations contained in this report are based upon information and material supplied by the client for whose exclusive and confidential use this report has been made. The analytical results, opinions or interpretations expressed represent the best judgment of Core Laboratories. Core Laboratories, however, makes no warranty or representation, express or implied, of any type, and expressly disclaims same as to the productivity, proper operations or profitableness of any oil, gas, coal or other minerals, property, well or sand in connection with which such report is used or relied upon for any reason whatsoever. This report shall not be reproduced, in whole or in part, without the written approval of Core Laboratories.

CORE LABORATORIES

QUALITY CONTROL RESULTS

Job Number: 962677 Date: 10/18/96

CUSTOMER: Daniel B. Stephens & Associates PROJECT: ATTN: Bob Marley

QC Type	Description	Reag. Code	Lab ID	Dilution Factor	Date	Time
SBD	Spiked Blank Duplicate	B960906H			10/04/96	2001

Parameter/Test Description	QC Result	QC Result	Rep. Limit	True Value	Orig. Value	Calc. Result	Units	F
Pentachlorophenol	91.47	86.77	50.	99.98	ND	91.5	% REC	
						5.3	RPD	
Phenol	30.09	28.57	10.	99.92	ND	30.1	% REC	
						5.2	RPD	

The analytical results, opinions or interpretations contained in this report are based upon information and material supplied by the client for whose exclusive and confidential use this report has been made. The analytical results, opinions or interpretations expressed represent the best judgment of Core Laboratories. Core Laboratories, however, makes no warranty or representation, express or implied, of any type, and expressly disclaims same as to the productivity, proper operations or profitableness of any oil, gas, coal or other mineral property, well or sand in connection with which such report is used or relied upon for any reason whatsoever. This report shall not be reproduced, in whole or in part, without the written approval of Core Laboratories.

CORE LABORATORIES

SURROGATE RECOVERIES REPORT

Job Number.: 962677

Report Date: 10/18/96

CUSTOMER: Daniel B. Stephens & Associates PROJECT: ATTN: Bob Marley

Method.....: SW-846 8240
Method Code.....: 8240

Batch.....: 13900
Analyst.....: tdw

Surrogate	Units
4-Bromofluorobenzene	ug/L

Lab ID	Matrix	QC Type	Dilution	Result	True Value	Percent Recovery	Flag	Date	Time
		RS		48.60	50.179	96.9		10/01/96	1232
		MB		47.68	50.179	95.0		10/01/96	1410
962677-1				49.54	50.179	98.7		10/01/96	1446
962677-2				49.76	50.179	99.2		10/01/96	1519
962675-1				48.84	50.179	97.3		10/01/96	1551
962675-2				47.60	50.179	94.9		10/01/96	1624

Surrogate	Units
Dibromofluoromethane	ug/L

Lab ID	Matrix	QC Type	Dilution	Result	True Value	Percent Recovery	Flag	Date	Time
		RS		50.83	50.219	101.2		10/01/96	1232
		MB		50.13	50.219	99.8		10/01/96	1410
962677-1				51.81	50.219	103.2		10/01/96	1446
962677-2				52.26	50.219	104.1		10/01/96	1519
962675-1				52.57	50.219	104.7		10/01/96	1551
962675-2				52.64	50.219	104.8		10/01/96	1624

Surrogate	Units
Toluene-d8	ug/L

Lab ID	Matrix	QC Type	Dilution	Result	True Value	Percent Recovery	Flag	Date	Time
		RS		49.60	50.204	98.8		10/01/96	1232
		MB		48.60	50.204	96.8		10/01/96	1410
962677-1				49.52	50.204	98.6		10/01/96	1446
962677-2				49.95	50.204	99.5		10/01/96	1519
962675-1				48.82	50.204	97.2		10/01/96	1551
962675-2				48.76	50.204	97.1		10/01/96	1624

The analytical results, opinions or interpretations contained in this report are based upon information and material supplied by the client for whose exclusive and confidential use this report has been made. The analytical results, opinions or interpretations expressed represent the best judgment of Core Laboratories. Core Laboratories, however, makes no warranty or representation, express or implied, of any type, and expressly disclaims same as to the productivity, proper operations or profitableness of any oil, gas, coal or other mineral property, well or land in connection with which such report is used or relied upon for any reason whatsoever. This report shall not be reproduced, in whole or in part, without the written approval of Core Laboratories.

CORE LABORATORIES

SURROGATE RECOVERIES REPORT

Job Number.: 962677 Report Date: 10/18/96

CUSTOMER: Daniel B. Stephens & Associates PROJECT: ATTN: Bob Marley

Method.....: SW-846 8080 Batch.....: 13996
Method Code.....: 8080PC Analyst.....: smc

Surrogate	Units
2,4,5,6-Tetrachloro-m-xylene	ug/L

Lab ID	Matrix	QC Type	Dilution	Result	True Value	Percent Recovery	Flag	Date	Time
		MB		0.0172	0.02004	86		10/02/96	1531
		LCS		0.0203	0.02004	101		10/02/96	1600
962675-1				0.0186	0.02004	93		10/02/96	1629
962675-2				0.0212	0.02004	106		10/02/96	1658
962677-1				0.0200	0.02004	100		10/02/96	1727
962677-2				0.0216	0.02004	108		10/02/96	1756
962701-7				0.0210	0.02004	105		10/02/96	1825

Surrogate	Units
4,4'-Dichlorobiphenyl	ug/L

Lab ID	Matrix	QC Type	Dilution	Result	True Value	Percent Recovery	Flag	Date	Time
		MB		0.0183	0.02004	91		10/02/96	1531
		LCS		0.0192	0.02004	96		10/02/96	1600
962675-1				0.0197	0.02004	98		10/02/96	1629
962675-2				0.0210	0.02004	105		10/02/96	1658
962677-1				0.0205	0.02004	102		10/02/96	1727
962677-2				0.0217	0.02004	108		10/02/96	1756
962701-7				0.0202	0.02004	101		10/02/96	1825

Method.....: SW-846 8270 Batch.....: 14157
Method Code.....: 8270 Analyst.....: dmj

Surrogate	Units
2,4,6-Tribromophenol	ug/L

Lab ID	Matrix	QC Type	Dilution	Result	True Value	Percent Recovery	Flag	Date	Time
		MB	1.00	84.08	100.01	84		10/02/96	1731
		SB	1.00	95.34	100.01	95		10/04/96	1904
		SBD	1.00	95.40	100.01	95		10/04/96	2001
962675-1			1.00	96.40	100.01	96		10/04/96	2156
962675-2			1.00	96.60	100.01	97		10/04/96	2253
962677-1			1.00	96.29	100.01	96		10/04/96	2349
962677-2			1.00	95.01	100.01	95		10/05/96	0047
962701-7			1.00	88.45	100.01	88		10/07/96	1446

The analytical results, opinions or interpretations contained in this report are based upon information and material supplied by the client for whose exclusive and confidential use this report has been made. The analytical results, opinions or interpretations expressed represent the best judgment of Core Laboratories. Core Laboratories, however, makes no warranty or representation, express or implied, of any type, and expressly disclaims same as to the productivity, proper operations or profitableness of any oil, gas, coal or other mineral, property, well or sand in connection with which such report is used or relied upon for any reason whatsoever. This report shall not be reproduced, in whole or in part, without the written approval of Core Laboratories.

CORE LABORATORIES

SURROGATE RECOVERIES REPORT

Job Number.: 962677

Report Date: 10/18/96

CUSTOMER: Daniel B. Stephens & Associates PROJECT: ATTN: Bob Marley

Surrogate	Units
2-Fluorobiphenyl	ug/L

Lab ID	Matrix	QC Type	Dilution	Result	True Value	Percent Recovery	Flag	Date	Time
		MB	1.00	35.62	50.01	71		10/02/96	1731
		SB	1.00	37.06	50.01	74		10/04/96	1904
		SBD	1.00	39.29	50.01	79		10/04/96	2001
962675-1			1.00	44.18	50.01	88		10/04/96	2156
962675-2			1.00	41.62	50.01	83		10/04/96	2253
962677-1			1.00	40.90	50.01	82		10/04/96	2349
962677-2			1.00	40.73	50.01	81		10/05/96	0047
962701-7			1.00	38.67	50.01	77		10/07/96	1446

Surrogate	Units
2-Fluorophenol	ug/L

Lab ID	Matrix	QC Type	Dilution	Result	True Value	Percent Recovery	Flag	Date	Time
		MB	1.00	41.58	100.00	42		10/02/96	1731
		SB	1.00	38.64	100.00	39		10/04/96	1904
		SBD	1.00	40.59	100.00	41		10/04/96	2001
962675-1			1.00	48.51	100.00	49		10/04/96	2156
962675-2			1.00	47.37	100.00	47		10/04/96	2253
962677-1			1.00	44.46	100.00	44		10/04/96	2349
962677-2			1.00	46.19	100.00	46		10/05/96	0047
962701-7			1.00	44.94	100.00	45		10/07/96	1446

Surrogate	Units
Nitrobenzene-d5	ug/L

Lab ID	Matrix	QC Type	Dilution	Result	True Value	Percent Recovery	Flag	Date	Time
		MB	1.00	34.50	50.05	69		10/02/96	1731
		SB	1.00	36.02	50.05	72		10/04/96	1904
		SBD	1.00	38.12	50.05	76		10/04/96	2001
962675-1			1.00	42.10	50.05	84		10/04/96	2156
962675-2			1.00	40.64	50.05	81		10/04/96	2253
962677-1			1.00	39.78	50.05	79		10/04/96	2349
962677-2			1.00	39.37	50.05	79		10/05/96	0047
962701-7			1.00	38.03	50.05	76		10/07/96	1446

Surrogate	Units
Phenol-d6	ug/L

Lab ID	Matrix	QC Type	Dilution	Result	True Value	Percent Recovery	Flag	Date	Time
		MB	1.00	29.08	100.02	29		10/02/96	1731

The analytical results, opinions or interpretations contained in this report are based upon information and material supplied by the client for whose exclusive and confidential use this report has been made. The analytical results, opinions or interpretations expressed represent the best judgment of Core Laboratories. Core Laboratories, however, makes no warranty or representation, express or implied, of any type, and expressly disclaims same as to the productivity, proper operations or profitableness of any oil, gas, other mineral, property, well or sand in connection with which such report is used or relied upon for any reason whatsoever. This report shall not be reproduced, in whole or in part, without the written approval of Core Laboratories.

CORE LABORATORIES

SURROGATE RECOVERIES REPORT

Job Number.: 962677 Report Date: 10/18/96

CUSTOMER: Daniel B. Stephens & Associates PROJECT: ATTN: Bob Marley

Surrogate	Units
Phenol-d6	ug/L

Lab ID	Matrix	QC Type	Dilution	Result	True Value	Percent Recovery	Flag	Date	Time
		SB	1.00	29.32	100.02	29		10/04/96	1904
		SBD	1.00	30.98	100.02	31		10/04/96	2001
962675-1			1.00	35.90	100.02	36		10/04/96	2156
962675-2			1.00	34.23	100.02	34		10/04/96	2253
962677-1			1.00	33.22	100.02	33		10/04/96	2349
962677-2			1.00	34.05	100.02	34		10/05/96	0047
962701-7			1.00	31.13	100.02	31		10/07/96	1446

Surrogate	Units
Terphenyl-d14	ug/L

Lab ID	Matrix	QC Type	Dilution	Result	True Value	Percent Recovery	Flag	Date	Time
		MB	1.00	47.08	50.00	94		10/02/96	1731
		SB	1.00	49.81	50.00	100		10/04/96	1904
		SBD	1.00	51.73	50.00	103		10/04/96	2001
962675-1			1.00	44.70	50.00	89		10/04/96	2156
962675-2			1.00	40.66	50.00	81		10/04/96	2253
962677-1			1.00	52.10	50.00	104		10/04/96	2349
962677-2			1.00	43.62	50.00	87		10/05/96	0047
962701-7			1.00	43.66	50.00	87		10/07/96	1446

The analytical results, opinions or interpretations contained in this report are based upon information and material supplied by the client for whose exclusive and confidential use this report has been made. The analytical results, opinions or interpretations expressed represent the best judgment of Core Laboratories. Core Laboratories, however, makes no warranty or representation, express or implied, of any type, and expressly disclaims same as to the productivity, proper operations or profitableness of any oil, gas, coal or other mineral, property, well or sand in connection with which such report is used or relied upon for any reason whatsoever. This report shall not be reproduced, in whole or in part, without the written approval of Core Laboratories.

CORE LABORATORIES

QUALITY ASSURANCE METHODS

REFERENCES AND NOTES

Report Date: 10/18/96

Volatile Organics

Method 602/8020

Surrogate Recovery Limits

	Water	Soil
Bromofluorobenzene	89-110%	78-123%

Spike/Spike Duplicate Recovery Limits

	Water	Soil
Benzene	39-150%	75-125%
Ethylbenzene	32-160%	60-140%
Toluene	46-148%	70-130%
Xylenes	75-125%	61-139%

Method 8015 Modified

Spike/Spike Duplicate Recovery Limits

	Water	Soil
TVPH	81-124%	48-152%
TEPH	54-135%	54-135%

Method 624/8240/8260

Surrogate Recovery Limits

	Water	Soil
Dibromofluoromethane	86-118%	80-120%
Toluene-(d8)	88-110%	81-117%
4-Bromofluorobenzene	86-115%	74-121%

Spike/Spike Duplicate Recovery & RPD Limits

	Water		Soil	
	Recovery	RPD	Recovery	RPD
1,1-Dichloroethene	61-145%	14	59-172%	22
Trichloroethene	71-120%	14	62-137%	24
Benzene	76-127%	11	66-142%	21
Toluene	76-125%	13	59-139%	21
Chlorobenzene	75-130%	13	60-133%	21

Pesticides/PCB Organics

Method 608/8080

Surrogate Recovery Limits

	Water	Soil
Tetrachloro-m-xylene	60-150%	60-150%
4,4'-Dichlorobiphenyl	60-150%	60-150%

Method 8140

Surrogate Recovery Limits

	Water	Soil
Tributylphosphate	36-152%	36-152%
Triphenylphosphate	40-152%	40-152%

Base/Neutral/Acid Organics

Method 625/8270

Surrogate Recovery Limits

	Water	Soil
Nitrobenzene-d5	35-114%	23-120%
2-Fluorobiphenyl	43-116%	30-115%
4-Terphenyl-d14	33-141%	18-137%
Phenol-d6	10-94%	24-113%
2-Fluorophenol	21-100%	25-121%
2,4,6-Tribromophenol	10-123%	19-122%

The analytical results, opinions or interpretations contained in this report are based upon information and material supplied by the client for whose exclusive and confidential use this report has been made. The analytical results, opinions or interpretations expressed represent the best judgment of Core Laboratories. Core Laboratories, however, makes no warranty or representation, express or implied, of any type, and expressly disclaims same as to the productivity, proper operations or profitableness of any oil, gas, coal or other mineral, property, well or sand in connection with which such report is used or relied upon for any reason whatsoever. This report shall not be reproduced, in whole or in part, without the written approval of Core Laboratories.

CORE LABORATORIES

QUALITY ASSURANCE METHODS

REFERENCES AND NOTES

Report Date: 10/18/96

Matrix Spike/Matrix Spike Duplicate Recovery & RPD Limits

	Water		Soil	
	Recovery	RPD	Recovery	RPD
Phenol	12-110%	42	26-90%	35
2-Chlorophenol	27-123%	40	25-102%	50
1,4-Dichlorobenzene	36-97%	28	28-104%	27
N-Nitroso-di-n-propylamine	41-116%	38	41-126%	38
1,2,4-Trichlorobenzene	39-98%	28	38-107%	23
4-Chloro-3-methylphenol	23-97%	42	26-103%	33
Acenaphthene	46-118%	31	31-137%	19
4-Nitrophenol	10-80%	50	11-114%	50
2,4-Dintrotoluene	24-96%	38	28-89%	47
Pentachlorophenol	9-103%	50	17-109%	47
Pyrene	26-127%	31	35-142%	36

The analytical results, opinions or interpretations contained in this report are based upon information and material supplied by the client for whose exclusive and confidential use this report has been made. The analytical results, opinions or interpretations expressed represent the best judgment of Core Laboratories. Core Laboratories, however, makes no warranty or representation, express or implied, of any type, and expressly disclaims same as to the productivity, proper operations or profitableness of any oil, gas, coal or other mineral, property, well or sand in connection with which such report is used or relied upon for any reason whatsoever. This report shall not be reproduced, in whole or in part, without the written approval of Core Laboratories.

CORE LABORATORIES

QUALITY ASSURANCE METHODS

REFERENCES AND NOTES

Report Date: 10/18/96

(1) EPA 600/4-79-020, Methods for Chemical Analysis of Water and Wastes, March 1983

(2) EPA SW-846, Test Methods for Evaluating Solid Waste, Third Edition, 1989

(3) Standard Methods for The Examination of Water and Wastewater, 17th Edition, 1989

(4) EPA 600/4-80-032, Prescribed Procedures For Measurement Of Radioactivity In Drinking Water, August 1980

(5) EPA 600/8-78-017, Microbiological Methods For Monitoring The Environment, December 1978

(6) Federal Register, July 1, 1990 (40 CFR Part 136)

(7) EPA 600/4-88-03, Methods For The Determination of Organics Compounds in Drinking Water, December 1988

(8) U.S.G.S. Methods For Determination of Inorganic Substances In Water And Fluvial Sediments, Book 5, Chapter A1, 1985

(9) Federal Register, Friday, June 7, 1991 (40 CFR Parts 141 & 142)

(10) Standard Methods For The Examination of Water and Wastewater, 16th Edition, 1985

(11) ASTM, Section 11 Water and Environmental Technology, Volume 11.01 Water (1), 1991

(12) Methods of Soil Analysis, American Society of Agronomy, Agronomy No. 9, 1965

(13) EPA SW-846, Test Methods For Evaluating Solid Waste, Third Edition, Revision 1, November 1990

(14) ASTM, Section 5, Petroleum Products, Lubricants, and Fossil Fuels, Volume 05.05, Gaseous Fuels, Coal, and Coke

(15) EPA 600/2-78-054, Field and Laboratory Methods Applicable To Overburdens and Mine Soils, March 1978

(16) ASTM, Part 19, Soils and Rocks; Building Stones, 1981

Comments: Data in the QA report may differ from final results due to digestion and/or dilution of sample into analytical ranges. The "Time Analyzed" in the QA report refers to the start time of the analytical batch which may not reflect the actual time of each analysis. The "Date Analyzed" is the actual date of analysis. Results for soil and sludge samples are reported on a wet weight basis (i.e. not corrected for percent moisture) unless otherwise indicated.

NC = Not Calculable Due to Value(s) lower than the Detection Limit.

BLANK QC SAMPLE IDENTIFICATION

The analytical results, opinions or interpretations contained in this report are based upon information and material supplied by the client for whose exclusive and confidential use this report has been made. The analytical results, opinions or interpretations expressed represent the best judgment of Core Laboratories. Core Laboratories, however, makes no warranty or representation, express or implied, of any type, and expressly disclaims same as to the productivity, proper operations or profitableness of any oil, gas, coal or other mineral property, well or sand in connection with which such report is used or relied upon for any reason whatsoever. This report shall not be reproduced, in whole or in part, without the written approval of Core Laboratories.

QUALITY ASSURANCE METHODS

REFERENCES AND NOTES

Report Date: 10/18/96

MB	Method Blank
ICB	Initial Calibration Blank
CCB	Continuing Calibration Blank

SPIKE QC SAMPLE IDENTIFICATION

MS	Method (Matrix) Spike
MSD	Method (Matrix) Spike Duplicate
PDS	Post Digestion Spike
SB	Spiked Blank
SBD	Spike Blank Duplicate

REFERENCE STANDARD QC SAMPLE IDENTIFICATION

LCS	Laboratory Control Standard
RS	Reference Standard
ICV	Initial Calibration Verification Standard
CCV	Continuing Calibration Verification Standard
ISA/ISB	ICP Interface Check Sample
ICL	Initial Calibration/Laboratory Control Sample
DSC	Distilled Standard Check

DUPLICATE QC SAMPLE IDENTIFICATION

MD	Method (Matrix) Duplicate
ED	Extraction Duplicate
DD	Digestion Duplicate

Analyses performed by a subcontract laboratory are indicated on the analytical and/or quality control reports under "technician" using the following codes:

SUBCONTRACT LABORATORY	CODE
Core Laboratories - Anaheim, CA	* AN
Core Laboratories - Casper, WY	* CA
Core Laboratories - Corpus Christi, TX	* CC
Core Laboratories - Houston, TX	* HP
Core Laboratories - Lake Charles, LA	* LC
Core Laboratories - Long Beach, CA	* LB
Other Subcontract Laboratories	* XX

EXPLANATION OF DATA FLAGS

B - This flag is used to indicate that an analyte is present in the method blank as well as in the sample. It indicates that the client should consider this when evaluating the results.

D - This flag indicates that surrogates were diluted out of calibration range and cannot be quantified.

E - Indicates that a sample result is an estimate because the concentration exceeded the calibration range of the instrument.

I - Used to indicate matrix interference.

J - Indicates that a value is an estimate. It is used when a compound is determined to be present based on the mass spectral data, but at a concentration less than the practical quantitation limit of the method.

The analytical results, opinions or interpretations contained in this report are based upon information and material supplied by the client for whose exclusive and confidential use this report has been made. The analytical results, opinions or interpretations expressed represent the best judgment of Core Laboratories. Core Laboratories, however, makes no warranty or representation, express or implied, of any type, and expressly disclaims same as to the productivity, proper operations or profitableness of any oil, gas, coal or other mineral property, well or sand in connection with which such report is used or relied upon for any reason whatsoever. This report shall not be reproduced, in whole or in part, without the written approval of Core Laboratories.

QUALITY ASSURANCE METHODS

REFERENCES AND NOTES

Report Date: 10/18/96

This flag is also used when estimating the concentration of a tentatively identified compound.

X - Indicates that a surrogate recovery is outside the specified quality control limits.

Y - Used to identify a spike or spike duplicate recovery that is outside the specified quality control limits.

Z - Indicates a relative percent difference for a spike and spike duplicate is outside the specified quality control limits.

* - Indicates a relative percent difference for a duplicate analysis is outside the specified quality control limits.

^ - Used to indicate that a standard is outside specified quality control limits.

The analytical results, opinions or interpretations contained in this report are based upon information and material supplied by the client for whose exclusive and confidential use this report has been made. The analytical results, opinions or interpretations expressed represent the best judgment of Core Laboratories. Core Laboratories, however, makes no warranty or representation, express or implied, of any type, and expressly disclaims same as to the productivity, proper operations or profitableness of any oil, gas, coal or other mineral, property, well or sand in connection with which such report is used or relied upon for any reason whatsoever. This report shall not be reproduced, in whole or in part, without the written approval of Core Laboratories.

Job Number 962701
October 21, 1996

CORE LABORATORIES

ANALYTICAL REPORT

JOB NUMBER: 962701

Prepared For:

Daniel B. Stephens & Associates
6020 Academy NE
Suite 100
Albuquerque, NM 87109

Attention: Bob Marley

Date: 10/21/96

Don Morris
Signature

October 21, 1996
Date

Name: Don L. Morris

Title: Project Manager

CORE LABORATORIES, INC.
10703 East Bethany Drive
Aurora, CO 80014

PHONE: (303) 751-1780
FAX: (303) 751-1784

The analytical results, opinions or interpretations contained in this report are based upon information and material supplied by the client for whose exclusive and confidential use this report has been made. The analytical results, opinions or interpretations expressed represent the best judgment of Core Laboratories. Core Laboratories, however, makes no warranty or representation, express or implied, of any type, and expressly disclaims same as to the productivity, proper operations or profitableness of any oil, gas, coal or other mineral, property, well or sand in connection with which such report is used or relied upon for any reason whatsoever. This report shall not be reproduced, in whole or in part, without the written approval of Core Laboratories.

Core Lab

Analytical Technologies, Inc., Albuquerque, NM

San Diego • Phoenix • Seattle • Pensacola • Ft. Collins • Portland • Albuquerque

CHAIN OF CUSTODY

DATE: 9/26/96 PAGE 1 OF 1

ATI LAB I.D. 962701

PLEASE FILL THIS FORM IN COMPLETELY. SHADED AREAS ARE FOR LAB USE ONLY.

PROJECT MANAGER: Bob Marley

COMPANY: Daniel B. Stephens & Assoc

ADDRESS: 6020 Academy NE Suite 100
Albuq, NM 87109

PHONE: 505 822 9400

FAX: 822 8877

BILL TO: George Robinson

COMPANY: ENRON Corp

ADDRESS: 1400 Smith St
Houston, TX 77002

ANALYSIS REQUEST

SAMPLE ID	DATE	TIME	MATRIX	LAB ID	Petroleum Hydrocarbons (418.1)	(MOD 8015) Gas/Diesel	Diesel/Gasoline/BTXE/MTBE (MOD 8015/8020)	BTXE/MTBE (8020)	8080 PCBs (water)	8270 (water)	Chlorinated Hydrocarbons (601/8010)	Aromatic Hydrocarbons (602/8020)	SDWA Volatiles (502.1/503.1), 502.2 Reg. & Unreg.	8240 (water)	Total Metals (water)	Pesticides/PCB (608/8080)	Herbicides (615/8150)	Base/Neutral/Acid Compounds GC/MS (625/8270)	Volatile Organics GC/MS (624/8240)	Polynuclear Aromatics (610/8310)	Total Metals	Cl, SO4, T. Alkalinity	SDWA Primary Standards - Arizona	SDWA Secondary Standards - Arizona	SDWA Primary Standards - Federal	SDWA Secondary Standards - Federal	TDS	NO2+NO3	The 13 Priority Pollutant Metals	RCRA Metals by Total Digestion	RCRA Metals by TCLP (1311)		NUMBER OF CONTAINERS
MW-19 @ 10'	9/26/96	0800	Soil		X																												1
MW-19 @ 20'	9/26/96	0815	"		X																												1
MW-19 @ 30'	9/26/96	0840	"		X																												1
MW-19 @ 40'	9/26/96	0900	"		X												M																1
MW-19 @ 50'	9/26/96	0930	"		X												B																1
MW-19 @ 60'	9/26/96	1030	"		X											X	A	X	X		X												1
MW-19	9/27/96	1045	Water						X	X				X	X							X				X	X						9

PROJECT INFORMATION		SAMPLE RECEIPT	
PROJ. NO.:	6033.2	NO. CONTAINERS	
PROJ. NAME:	ENRON - Roswell	CUSTODY SEALS	Y / N / NA
P.O. NO.:		RECEIVED INTACT	
SHIPPED VIA:		RECEIVED COLD	

PRIOR AUTHORIZATION IS REQUIRED FOR RUSH PROJECTS

(RUSH) ☐ 24hr ☐ 48hr ☐ 72hr ☐ 1 WEEK (NORMAL) ☐ 2 WEEK

Comments:

TexEx 864 8335 975 Temp 2.6°C

SAMPLED & RELINQUISHED BY: 1.	RELINQUISHED BY: 2.	RELINQUISHED BY: 3.
Signature: Tracy L. Roth Time: 1230	Signature: Time:	Signature: Time:
Printed Name: Tracy L. Roth Date: 9/27/96	Printed Name: Date:	Printed Name: Date:
Company: DBS+A Phone: (505) 822-9400	Company:	Company:

RECEIVED BY: 1.	RECEIVED BY: 2.	RECEIVED BY: (LAB) 3.
Signature: Mark Stiffler Time: 1020	Signature: Time:	Signature: Time:
Printed Name: MARK STIFFLER Date: 9/28/96	Printed Name: Date:	Printed Name: Date:
Company: CORE LAB	Company:	Analytical Technologies, Inc.

CORE LABORATORIES

SAMPLE DELIVERY GROUP NARRATIVE

October 21, 1996

Customer: Daniel B. Stephens & Associates
Project: 6033.2
Core Laboratories Project Number: 962701

Method 8270 GC/MS Semivolatiles Analysis:

The method blank associated with this project had a positive detection for di-n-butyl phthalate. As a result, all samples associated with this method blank will be flagged with a "B".

Linda L. Benkers
QA/QC Coordinator

Michael L. Armstrong
Laboratory Supervisor

The analytical results, opinions or interpretations contained in this report are based upon information and material supplied by the client for whose exclusive and confidential use this report has been made. The analytical results, opinions or interpretations expressed represent the best judgment of Core Laboratories. Core Laboratories, however, makes no warranty or representation, express or implied, of any type, and expressly disclaims same as to the productivity, proper operations or profitableness of any oil, gas, coal or other mineral property, well or sand in connection with which such report is used or relied upon for any reason whatsoever. This report shall not be reproduced, in whole or in part, without the written approval of Core Laboratories.

CORE LABORATORIES

SAMPLE INFORMATION
Date: 10/21/96

Job Number.: 962701
Customer ..: Daniel B. Stephens & Associates
Attn.....: Bob Marley

Project Number.....: 96000156
Customer Project ID....: 6033.2
Project Description....: DB Stevens/Enron

Laboratory Sample ID	Customer Sample ID	Sample Matrix	Date Sampled	Time Sampled	Date Received	Time Received
962701-1	MW-19 10'	Soil	09/26/96	08:00	09/28/96	10:20
962701-2	MW-19 20'	Soil	09/26/96	08:15	09/28/96	10:20
962701-3	MW-19 30'	Soil	09/26/96	08:40	09/28/96	10:20
962701-4	MW-19 40'	Soil	09/26/96	09:00	09/28/96	10:20
962701-5	MW-19 50'	Soil	09/26/96	09:30	09/28/96	10:20
962701-6	MW-19 60'	Soil	09/26/96	10:30	09/28/96	10:20
962701-7	MW-19	Water	09/27/96	10:45	09/28/96	10:20

The analytical results, opinions or interpretations contained in this report are based upon information and material supplied by the client for whose exclusive and confidential use this report has been made. The analytical results, opinions or interpretations expressed represent the best judgment of Core Laboratories. Core Laboratories, however, makes no warranty or representation, express or implied, of any type, and expressly disclaims same as to the productivity, proper operations or profitableness of any oil, gas, coal or other mineral, property, well or sand in connection with which such report is used or relied upon for any reason whatsoever. This report shall not be reproduced, in whole or in part, without the written approval of Core Laboratories.

CORE LABORATORIES

LABORATORY TEST RESULTS

Job Number: 962701

Date: 10/21/96

CUSTOMER: Daniel B. Stephens & Associates

PROJECT: 6033.2

ATTN: Bob Marley

Customer Sample ID: MW-19 10'
Date Sampled.....: 09/26/96
Time Sampled.....: 08:00
Sample Matrix.....: Soil

Laboratory Sample ID: 962701-1
Date Received.....: 09/28/96
Time Received.....: 10:20

TEST METHOD	PARAMETER/TEST DESCRIPTION	SAMPLE RESULT	FLAGS	REPORTING LIMIT	UNITS	DATE	TECH
EPA 418.1	Total Recoverable Petroleum Hydrocarbons, Solid	67		10.	mg/Kg	10/07/96	jbd

The analytical results, opinions or interpretations contained in this report are based upon information and material supplied by the client for whose exclusive and confidential use this report has been made. The analytical results, opinions or interpretations expressed represent the best judgment of Core Laboratories. Core Laboratories, however, makes no warranty or representation, express or implied, of any type, and expressly disclaims same as to the productivity, proper operations or profitableness of any oil, gas, coal or other mineral, property, well or sand in connection with which such report is used or relied upon for any reason whatsoever. This report shall not be reproduced, in whole or in part, without the written approval of Core Laboratories.

CORE LABORATORIES

LABORATORY TEST RESULTS

Job Number: 962701 Date: 10/21/96

CUSTOMER: Daniel B. Stephens & Associates PROJECT: 6033.2 ATTN: Bob Marley

Customer Sample ID: MW-19 20'
Date Sampled.....: 09/26/96
Time Sampled.....: 08:15
Sample Matrix.....: Soil

Laboratory Sample ID: 962701-2
Date Received.....: 09/28/96
Time Received.....: 10:20

TEST METHOD	PARAMETER/TEST DESCRIPTION	SAMPLE RESULT	FLAGS	REPORTING LIMIT	UNITS	DATE	TECH
EPA 418.1	Total Recoverable Petroleum Hydrocarbons, Solid	61		10.	mg/Kg	10/07/96	jbd

The analytical results, opinions or interpretations contained in this report are based upon information and material supplied by the client for whose exclusive and confidential use this report has been made. The analytical results, opinions or interpretations expressed represent the best judgment of Core Laboratories. Core Laboratories, however, makes no warranty or representation, express or implied, of any type, and expressly disclaims same as to the productivity, proper operations or profitableness of any oil, gas, coal or other mineral, property, well or sand in connection with which such report is used or relied upon for any reason whatsoever. This report shall not be reproduced, in whole or in part, without the written approval of Core Laboratories.

CORE LABORATORIES

LABORATORY TEST RESULTS

Job Number: 962701 Date: 10/21/96

CUSTOMER: Daniel B. Stephens & Associates PROJECT: 6033.2 ATTN: Bob Marley

Customer Sample ID: MW-19 30'
Date Sampled.....: 09/26/96
Time Sampled.....: 08:40
Sample Matrix.....: Soil

Laboratory Sample ID: 962701-3
Date Received.....: 09/28/96
Time Received.....: 10:20

TEST METHOD	PARAMETER/TEST DESCRIPTION	SAMPLE RESULT	FLAGS	REPORTING LIMIT	UNITS	DATE	TECH
EPA 418.1	Total Recoverable Petroleum Hydrocarbons, Solid	79		10.	mg/Kg	10/07/96	jbd

The analytical results, opinions or interpretations contained in this report are based upon information and material supplied by the client for whose exclusive and confidential use this report has been made. The analytical results, opinions or interpretations expressed represent the best judgment of Core Laboratories. Core Laboratories, however, makes no warranty or representation, express or implied, of any type, and expressly disclaims same as to the productivity, proper operations or profitableness of any oil, gas, coal or other mineral, property, well or sand in connection with which such report is used or relied upon for any reason whatsoever. This report shall not be reproduced, in whole or in part, without the written approval of Core Laboratories.

CORE LABORATORIES

LABORATORY TEST RESULTS

Job Number: 962701

Date: 10/21/96

CUSTOMER: Daniel B. Stephens & Associates PROJECT: 6033.2 ATTN: Bob Marley

Customer Sample ID: MW-19 40'
Date Sampled.....: 09/26/96
Time Sampled.....: 09:00
Sample Matrix.....: Soil

Laboratory Sample ID: 962701-4
Date Received.....: 09/28/96
Time Received.....: 10:20

TEST METHOD	PARAMETER/TEST DESCRIPTION	SAMPLE RESULT	FLAGS	REPORTING LIMIT	UNITS	DATE	TECH
EPA 418.1	Total Recoverable Petroleum Hydrocarbons, Solid	54		10.	mg/Kg	10/07/96	jbd

The analytical results, opinions or interpretations contained in this report are based upon information and material supplied by the client for whose exclusive and confidential use this report has been made. The analytical results, opinions or interpretations expressed represent the best judgment of Core Laboratories. Core Laboratories, however, makes no warranty or representation, express or implied, of any type, and expressly disclaims same as to the productivity, proper operations or profitableness of any oil, gas, coal or other mineral property, well or sand in connection with which such report is used or relied upon for any reason whatsoever. This report shall not be reproduced, in whole or in part, without the written approval of Core Laboratories.

CORE LABORATORIES

LABORATORY TEST RESULTS

Job Number: 962701 Date: 10/21/96

CUSTOMER: Daniel B. Stephens & Associates PROJECT: 6033.2 ATTN: Bob Marley

Customer Sample ID: MW-19@50'
Date Sampled.....: 09/26/96
Time Sampled.....: 09:30
Sample Matrix.....: Soil

Laboratory Sample ID: 962701-5
Date Received.....: 09/28/96
Time Received.....: 10:20

TEST METHOD	PARAMETER/TEST DESCRIPTION	SAMPLE RESULT	FLAGS	REPORTING LIMIT	UNITS	DATE	TECH
EPA 418.1	Total Recoverable Petroleum Hydrocarbons, Solid	78		10.	mg/Kg	10/07/96	jbd

The analytical results, opinions or interpretations contained in this report are based upon information and material supplied by the client for whose exclusive and confidential use this report has been made. The analytical results, opinions or interpretations expressed represent the best judgment of Core Laboratories. Core Laboratories, however, makes no warranty or representation, express or implied, of any type, and expressly disclaims same as to the productivity, proper operations or profitableness of any oil, gas, coal or other mineral property, well or sand in connection with which such report is used or relied upon for any reason whatsoever. This report shall not be reproduced, in whole or in part, without the written approval of Core Laboratories.

CORELAB

CORE LABORATORIES

LABORATORY TEST RESULTS

Job Number: 962701 Date: 10/21/96

CUSTOMER: Daniel B. Stephens & Associates PROJECT: 6033.2 ATTN: Bob Marley

Customer Sample ID: MW-19@60'
Date Sampled.....: 09/26/96
Time Sampled.....: 10:30
Sample Matrix.....: Soil

Laboratory Sample ID: 962701-6
Date Received.....: 09/28/96
Time Received.....: 10:20

TEST METHOD	PARAMETER/TEST DESCRIPTION	SAMPLE RESULT	FLAGS	REPORTING LIMIT	UNITS	DATE	TECH
SW-846 3050	Acid Digestion: Solids, Solid	Complete				10/03/96	gag
SW-846 6010A	Arsenic (As), Solid	<5		5	mg/Kg	10/08/96	smh
SW-846 6010A	Barium (Ba), Solid	29		1	mg/Kg	10/08/96	smh
SW-846 6010A	Cadmium (Cd), Solid	<0.5		0.5	mg/Kg	10/08/96	smh
SW-846 6010A	Chromium (Cr), Solid	3		1	mg/Kg	10/08/96	smh
SW-846 6010A	Lead (Pb), Solid	<5		5	mg/Kg	10/08/96	smh
SW-846 7471	Mercury (Hg), Solid	<0.10		0.10	mg/Kg	10/05/96	lmt
SW-846 6010A	Selenium (Se), Solid	<10		10	mg/Kg	10/08/96	smh
SW-846 6010A	Silver (Ag), Solid	4		1	mg/Kg	10/08/96	smh
EPA 418.1	Total Recoverable Petroleum Hydrocarbons, Solid	54		10.	mg/Kg	10/07/96	jbd
SW-846 3550	Extraction (Ultrasonic) PCBs						
	Ultrasonic Extraction	Complete				10/04/96	jbd
SW-846 8080	PCB Analysis						
	Aroclor 1016, Solid	ND		17	ug/Kg	10/07/96	smc
	Aroclor 1221, Solid	ND		17	ug/Kg	10/07/96	smc
	Aroclor 1232, Solid	ND		17	ug/Kg	10/07/96	smc
	Aroclor 1242, Solid	ND		17	ug/Kg	10/07/96	smc
	Aroclor 1248, Solid	ND		17	ug/Kg	10/07/96	smc
	Aroclor 1254, Solid	ND		17	ug/Kg	10/07/96	smc
	Aroclor 1260, Solid	ND		17	ug/Kg	10/07/96	smc
	Aroclor 1262, Solid	ND		17	ug/Kg	10/07/96	smc
	Aroclor 1268, Solid	ND		17	ug/Kg	10/07/96	smc
SW-846 3550	Extraction (Ultrasonic) SVOCs						
	Ultrasonic Extraction	Complete				10/04/96	jbd
SW-846 8270	Semivolatile Organics						
	Acenaphthene, Solid	ND		330	ug/Kg	10/09/96	dmj
	Acenaphthylene, Solid	ND		330	ug/Kg	10/09/96	dmj
	Anthracene, Solid	ND		330	ug/Kg	10/09/96	dmj
	Benzidine, Solid	ND		1650	ug/Kg	10/09/96	dmj
	Benzo(a)anthracene, Solid	ND		330	ug/Kg	10/09/96	dmj
	Benzo(b)fluoranthene, Solid	ND		330	ug/Kg	10/09/96	dmj
	Benzo(k)fluoranthene, Solid	ND		330	ug/Kg	10/09/96	dmj
	Benzo(ghi)perylene, Solid	ND		330	ug/Kg	10/09/96	dmj
	Benzo(a)pyrene, Solid	ND		330	ug/Kg	10/09/96	dmj
	Benzyl alcohol, Solid	ND		330	ug/Kg	10/09/96	dmj

The analytical results, opinions or interpretations contained in this report are based upon information and material supplied by the client for whose exclusive and confidential use this report has been made. The analytical results, opinions or interpretations expressed represent the best judgment of Core Laboratories. Core Laboratories, however, makes no warranty or representation, express or implied, of any type, and expressly disclaims same as to the productivity, proper operations or profitableness of any oil, gas, coal or other mineral property, well or sand in connection with which such report is used or relied upon for any reason whatsoever. This report shall not be reproduced, in whole or in part, without the written approval of Core Laboratories.

CORE LABORATORIES

LABORATORY TEST RESULTS

Job Number: 962701 Date: 10/21/96

CUSTOMER: Daniel B. Stephens & Associates PROJECT: 6033.2 ATTN: Bob Marley

Customer Sample ID: MW-19 60'
Date Sampled.....: 09/26/96
Time Sampled.....: 10:30
Sample Matrix.....: Soil

Laboratory Sample ID: 962701-6
Date Received.....: 09/28/96
Time Received.....: 10:20

TEST METHOD	PARAMETER/TEST DESCRIPTION	SAMPLE RESULT	FLAGS	REPORTING LIMIT	UNITS	DATE	TECH
	Butyl benzyl phthalate, Solid	ND		330	ug/Kg	10/09/96	dmj
	Bis(2-chloroethoxy)methane, Solid	ND		330	ug/Kg	10/09/96	dmj
	Bis(2-chloroethyl)ether, Solid	ND		330	ug/Kg	10/09/96	dmj
	Bis(2-chloroisopropyl)ether, Solid	ND		330	ug/Kg	10/09/96	dmj
	Bis(2-ethylhexyl)phthalate, Solid	ND		330	ug/Kg	10/09/96	dmj
	4-Bromophenyl phenyl ether, Solid	ND		330	ug/Kg	10/09/96	dmj
	4-Chloroaniline, Solid	ND		330	ug/Kg	10/09/96	dmj
	2-Chloronaphthalene, Solid	ND		330	ug/Kg	10/09/96	dmj
	4-Chlorophenyl phenyl ether, Solid	ND		330	ug/Kg	10/09/96	dmj
	Chrysene, Solid	ND		330	ug/Kg	10/09/96	dmj
	Dibenzo(a,h)anthracene, Solid	ND		330	ug/Kg	10/09/96	dmj
	Dibenzofuran, Solid	ND		330	ug/Kg	10/09/96	dmj
	1,2-Dichlorobenzene, Solid	ND		330	ug/Kg	10/09/96	dmj
	1,3-Dichlorobenzene, Solid	ND		330	ug/Kg	10/09/96	dmj
	1,4-Dichlorobenzene, Solid	ND		330	ug/Kg	10/09/96	dmj
	3,3-Dichlorobenzidine, Solid	ND		330	ug/Kg	10/09/96	dmj
	Diethyl phthalate, Solid	ND		330	ug/Kg	10/09/96	dmj
	Dimethyl phthalate, Solid	ND		330	ug/Kg	10/09/96	dmj
	Di-n-butyl phthalate, Solid	2200	B	330	ug/Kg	10/09/96	dmj
	Di-n-octyl phthalate, Solid	ND		330	ug/Kg	10/09/96	dmj
	2,4-Dinitrotoluene, Solid	ND		330	ug/Kg	10/09/96	dmj
	2,6-Dinitrotoluene, Solid	ND		330	ug/Kg	10/09/96	dmj
	Fluoranthene, Solid	ND		330	ug/Kg	10/09/96	dmj
	Fluorene, Solid	ND		330	ug/Kg	10/09/96	dmj
	Hexachlorobenzene, Solid	ND		330	ug/Kg	10/09/96	dmj
	Hexachlorobutadiene, Solid	ND		330	ug/Kg	10/09/96	dmj
	Hexachlorocyclopentadiene, Solid	ND		330	ug/Kg	10/09/96	dmj
	Hexachloroethane, Solid	ND		330	ug/Kg	10/09/96	dmj
	Indeno(1,2,3-cd)pyrene, Solid	ND		330	ug/Kg	10/09/96	dmj
	Isophorone, Solid	ND		330	ug/Kg	10/09/96	dmj
	2-Methylnaphthalene, Solid	ND		330	ug/Kg	10/09/96	dmj
	Naphthalene, Solid	ND		330	ug/Kg	10/09/96	dmj
	o-Nitroaniline, Solid	ND		1650	ug/Kg	10/09/96	dmj
	m-Nitroaniline, Solid	ND		1650	ug/Kg	10/09/96	dmj
	p-Nitroaniline, Solid	ND		1650	ug/Kg	10/09/96	dmj
	Nitrobenzene, Solid	ND		330	ug/Kg	10/09/96	dmj
	n-Nitrosodi-n-propylamine, Solid	ND		330	ug/Kg	10/09/96	dmj
	n-Nitrosodiphenylamine, Solid	ND		330	ug/Kg	10/09/96	dmj
	Phenanthrene, Solid	ND		330	ug/Kg	10/09/96	dmj
	Pyrene, Solid	ND		330	ug/Kg	10/09/96	dmj
	1,2,4-Trichlorobenzene, Solid	ND		330	ug/Kg	10/09/96	dmj
	Benzoic acid, Solid	ND		1650	ug/Kg	10/09/96	dmj
	4-Chloro-3-methylphenol, Solid	ND		330	ug/Kg	10/09/96	dmj
	2-Chlorophenol, Solid	ND		330	ug/Kg	10/09/96	dmj
	2,4-Dichlorophenol, Solid	ND		330	ug/Kg	10/09/96	dmj
	2,4-Dimethylphenol, Solid	ND		330	ug/Kg	10/09/96	dmj
	2,4-Dinitrophenol, Solid	ND		1650	ug/Kg	10/09/96	dmj
	2-Methyl-4,6-dinitrophenol, Solid	ND		1650	ug/Kg	10/09/96	dmj
	2-Methylphenol (o-cresol), Solid	ND		330	ug/Kg	10/09/96	dmj

The analytical results, opinions or interpretations contained in this report are based upon information and material supplied by the client for whose exclusive and confidential use this report has been made. The analytical results, opinions or interpretations expressed represent the best judgment of Core Laboratories. Core Laboratories, however, makes no warranty or representation, express or implied, of any type, and expressly disclaims same as to the productivity, proper operations or profitableness of any oil, gas, coal or other mineral, property, well or sand in connection with which such report is used or relied upon for any reason whatsoever. This report shall not be reproduced, in whole or in part, without the written approval of Core Laboratories.

CORE LABORATORIES

LABORATORY TEST RESULTS

Job Number: 962701 Date: 10/21/96

CUSTOMER: Daniel B. Stephens & Associates PROJECT: 6033.2 ATTN: Bob Marley

Customer Sample ID: MW-19 60'
Date Sampled.....: 09/26/96
Time Sampled.....: 10:30
Sample Matrix.....: Soil

Laboratory Sample ID: 962701-6
Date Received.....: 09/28/96
Time Received.....: 10:20

TEST METHOD	PARAMETER/TEST DESCRIPTION	SAMPLE RESULT	FLAGS	REPORTING LIMIT	UNITS	DATE	TECH
	4-Methylphenol (p-cresol), Solid	ND		330	ug/Kg	10/09/96	dmj
	2-Nitrophenol, Solid	ND		330	ug/Kg	10/09/96	dmj
	4-Nitrophenol, Solid	ND		1650	ug/Kg	10/09/96	dmj
	Pentachlorophenol, Solid	ND		1650	ug/Kg	10/09/96	dmj
	Phenol, Solid	ND		330	ug/Kg	10/09/96	dmj
	2,4,5-Trichlorophenol, Solid	ND		330	ug/Kg	10/09/96	dmj
	2,4,6-Trichlorophenol, Solid	ND		330	ug/Kg	10/09/96	dmj
SW-846 8240	Volatile Organics						
	Acetone, Solid	ND		100.	ug/Kg	10/01/96	bfr
	Benzene, Solid	ND		1.	ug/Kg	10/01/96	bfr
	Bromodichloromethane, Solid	ND		5.	ug/Kg	10/01/96	bfr
	Bromoform, Solid	ND		5.	ug/Kg	10/01/96	bfr
	Bromomethane, Solid	ND		10.	ug/Kg	10/01/96	bfr
	Methyl ethyl ketone (2-Butanone), Solid	ND		100.	ug/Kg	10/01/96	bfr
	Carbon disulfide, Solid	ND		5.	ug/Kg	10/01/96	bfr
	Carbon tetrachloride, Solid	ND		5.	ug/Kg	10/01/96	bfr
	Chlorobenzene, Solid	ND		5.	ug/Kg	10/01/96	bfr
	Chloroethane, Solid	ND		10.	ug/Kg	10/01/96	bfr
	2-Chloroethylvinyl ether, Solid	ND		10.	ug/Kg	10/01/96	bfr
	Chloroform, Solid	ND		5.	ug/Kg	10/01/96	bfr
	Chloromethane, Solid	ND		10.	ug/Kg	10/01/96	bfr
	Dibromochloromethane, Solid	ND		5.	ug/Kg	10/01/96	bfr
	1,1-Dichloroethane, Solid	ND		5.	ug/Kg	10/01/96	bfr
	1,2-Dichloroethane, Solid	ND		5.	ug/Kg	10/01/96	bfr
	1,1-Dichloroethene, Solid	ND		5.	ug/Kg	10/01/96	bfr
	trans-1,2-Dichloroethene, Solid	ND		5.	ug/Kg	10/01/96	bfr
	1,2-Dichloropropane, Solid	ND		5.	ug/Kg	10/01/96	bfr
	cis-1,3-Dichloropropene, Solid	ND		5.	ug/Kg	10/01/96	bfr
	trans-1,3-Dichloropropene, Solid	ND		5.	ug/Kg	10/01/96	bfr
	Ethylbenzene, Solid	ND		5.	ug/Kg	10/01/96	bfr
	2-Hexanone, Solid	ND		50.	ug/Kg	10/01/96	bfr
	Methylene chloride, Solid	ND		5.	ug/Kg	10/01/96	bfr
	4-Methyl-2-pentanone (MIBK), Solid	ND		50.	ug/Kg	10/01/96	bfr
	Styrene, Solid	ND		5.	ug/Kg	10/01/96	bfr
	1,1,2,2-Tetrachloroethane, Solid	ND		5.	ug/Kg	10/01/96	bfr
	Tetrachloroethene, Solid	ND		5.	ug/Kg	10/01/96	bfr
	Toluene, Solid	ND		5.	ug/Kg	10/01/96	bfr
	1,1,1-Trichloroethane, Solid	ND		5.	ug/Kg	10/01/96	bfr
	1,1,2-Trichloroethane, Solid	ND		5.	ug/Kg	10/01/96	bfr
	Trichloroethene, Solid	ND		5.	ug/Kg	10/01/96	bfr
	Vinyl acetate, Solid	ND		50.	ug/Kg	10/01/96	bfr
	Vinyl chloride, Solid	ND		10.	ug/Kg	10/01/96	bfr
	Xylenes (total), Solid	ND		5.	ug/Kg	10/01/96	bfr

The analytical results, opinions or interpretations contained in this report are based upon information and material supplied by the client for whose exclusive and confidential use this report has been made. The analytical results, opinions or interpretations expressed represent the best judgment of Core Laboratories. Core Laboratories, however, makes no warranty or representation, express or implied, of any type, and expressly disclaims same as to the productivity, proper operations or profitableness of any oil, gas, coal or other mineral property, well or sand in connection with which such report is used or relied upon for any reason whatsoever. This report shall not be reproduced, in whole or in part, without the written approval of Core Laboratories.

CORE LABORATORIES

LABORATORY TEST RESULTS

Job Number: 962701 Date: 10/21/96

CUSTOMER: Daniel B. Stephens & Associates PROJECT: 6033.2 ATTN: Bob Marley

Customer Sample ID: MW-19
Date Sampled.....: 09/27/96
Time Sampled.....: 10:45
Sample Matrix.....: Water

Laboratory Sample ID: 962701-7
Date Received.....: 09/28/96
Time Received.....: 10:20

TEST METHOD	PARAMETER/TEST DESCRIPTION	SAMPLE RESULT	FLAGS	REPORTING LIMIT	UNITS	DATE	TECH
EPA 310.1	Alkalinity, Total as CaCO3, Unfilt	196		5	mg/L CaCO3	10/01/96	sgm
EPA 325.2	Chloride, Unfilt	459		2	mg/L	10/01/96	dme
EPA 353.2	Nitrate + Nitrite as N	0.82		0.05	mg/L	10/11/96	sgm
EPA 160.1	Solids, Total Dissolved (TDS), Filt.	3850		10	mg/L	09/30/96	sgm
EPA 300.0	Sulfate (SO4), Unfilt	2100		400	mg/L	10/10/96	dme
SW-846 3010	Acid Digestion, Total Metals, Total	Complete				10/04/96	gag
SW-846 6010A	Arsenic (As), Total	<0.05		0.05	mg/L	10/05/96	smh
SW-846 6010A	Barium (Ba), Total	0.01		0.01	mg/L	10/05/96	smh
SW-846 6010A	Cadmium (Cd), Total	<0.005		0.005	mg/L	10/05/96	smh
SW-846 6010A	Calcium (Ca), Total	981		1	mg/L	10/05/96	smh
SW-846 6010A	Chromium (Cr), Total	<0.01		0.01	mg/L	10/05/96	smh
SW-846 6010A	Lead (Pb), Total	0.004		0.003	mg/L	10/05/96	smh
SW-846 6010A	Magnesium (Mg), Total	226		0.1	mg/L	10/05/96	smh
SW-846 6010A	Manganese (Mn), Total	0.23		0.01	mg/L	10/05/96	smh
SW-846 7470	Mercury (Hg), Total	<0.0002		0.0002	mg/L	10/05/96	lmt
SW-846 6010A	Potassium (K), Total	5		5	mg/L	10/07/96	gag
SW-846 6010A	Selenium (Se), Total	<0.01		0.01	mg/L	10/05/96	smh
SW-846 6010A	Silver (Ag), Total	<0.01		0.01	mg/L	10/05/96	smh
SW-846 6010A	Sodium (Na), Total	240		10	mg/L	10/05/96	smh
SW-846 3510B	Extraction (Sep. Funnel) PCBs Separatory Funnel Liq/Liq Extraction	Complete				10/01/96	jbd
SW-846 8080	PCB Analysis						
	Aroclor 1016	ND		0.5	ug/L	10/02/96	smc
	Aroclor 1221	ND		0.5	ug/L	10/02/96	smc
	Aroclor 1232	ND		0.5	ug/L	10/02/96	smc
	Aroclor 1242	ND		0.5	ug/L	10/02/96	smc
	Aroclor 1248	ND		0.5	ug/L	10/02/96	smc
	Aroclor 1254	ND		0.5	ug/L	10/02/96	smc

The analytical results, opinions or interpretations contained in this report are based upon information and material supplied by the client for whose exclusive and confidential use this report has been made. The analytical results, opinions or interpretations expressed represent the best judgment of Core Laboratories. Core Laboratories, however, makes no warranty or representation, express or implied, of any type, and expressly disclaims same as to the productivity, proper operations or profitableness of any oil, gas, coal or other mineral, property, well or sand in connection with which such report is used or relied upon for any reason whatsoever. This report shall not be reproduced, in whole or in part, without the written approval of Core Laboratories.

CORELAB

CORE LABORATORIES

LABORATORY TEST RESULTS

Job Number: 962701 Date: 10/21/96

CUSTOMER: Daniel B. Stephens & Associates PROJECT: 6033.2 ATTN: Bob Marley

Customer Sample ID: MW-19
Date Sampled.....: 09/27/96
Time Sampled.....: 10:45
Sample Matrix.....: Water

Laboratory Sample ID: 962701-7
Date Received.....: 09/28/96
Time Received.....: 10:20

TEST METHOD	PARAMETER/TEST DESCRIPTION	SAMPLE RESULT	FLAGS	REPORTING LIMIT	UNITS	DATE	TECH
	Aroclor 1260	ND		0.5	ug/L	10/02/96	smc
	Aroclor 1262	ND		0.5	ug/L	10/02/96	smc
	Aroclor 1268	ND		0.5	ug/L	10/02/96	smc
SW-846 3510B	Extraction (Sep. Funnel) SVOC						
	Separatory Funnel Liq/Liq Extraction	Complete				09/28/96	jbd
SW-846 8270	Semivolatile Organics						
	Acenaphthene	ND		10.	ug/L	10/07/96	dmj
	Acenaphthylene	ND		10.	ug/L	10/07/96	dmj
	Anthracene	ND		10.	ug/L	10/07/96	dmj
	Benzidine	ND		50.	ug/L	10/07/96	dmj
	Benzo(a)anthracene	ND		10.	ug/L	10/07/96	dmj
	Benzo(b)fluoranthene	ND		10.	ug/L	10/07/96	dmj
	Benzo(k)fluoranthene	ND		10.	ug/L	10/07/96	dmj
	Benzo(ghi)perylene	ND		10.	ug/L	10/07/96	dmj
	Benzo(a)pyrene	ND		10.	ug/L	10/07/96	dmj
	Benzyl alcohol	ND		20.	ug/L	10/07/96	dmj
	Butyl benzyl phthalate	ND		10.	ug/L	10/07/96	dmj
	Bis(2-chloroethoxy)methane	ND		10.	ug/L	10/07/96	dmj
	Bis(2-chloroethyl)ether	ND		10.	ug/L	10/07/96	dmj
	Bis(2-chloroisopropyl)ether	ND		10.	ug/L	10/07/96	dmj
	Bis(2-ethylhexyl)phthalate	ND		10.	ug/L	10/07/96	dmj
	4-Bromophenyl phenyl ether	ND		10.	ug/L	10/07/96	dmj
	4-Chloroaniline	ND		10.	ug/L	10/07/96	dmj
	2-Chloronaphthalene	ND		10.	ug/L	10/07/96	dmj
	4-Chlorophenyl phenyl ether	ND		10.	ug/L	10/07/96	dmj
	Chrysene	ND		10.	ug/L	10/07/96	dmj
	Dibenzo(a,h)anthracene	ND		10.	ug/L	10/07/96	dmj
	Dibenzofuran	ND		10.	ug/L	10/07/96	dmj
	1,2-Dichlorobenzene	ND		10.	ug/L	10/07/96	dmj
	1,3-Dichlorobenzene	ND		10.	ug/L	10/07/96	dmj
	1,4-Dichlorobenzene	ND		10.	ug/L	10/07/96	dmj
	3,3-Dichlorobenzidine	ND		20.	ug/L	10/07/96	dmj
	Diethyl phthalate	ND		10.	ug/L	10/07/96	dmj
	Dimethyl phthalate	ND		10.	ug/L	10/07/96	dmj
	Di-n-butyl phthalate	ND		10.	ug/L	10/07/96	dmj
	Di-n-octyl phthalate	ND		10.	ug/L	10/07/96	dmj
	2,4-Dinitrotoluene	ND		10.	ug/L	10/07/96	dmj
	2,6-Dinitrotoluene	ND		10.	ug/L	10/07/96	dmj
	Fluoranthene	ND		10.	ug/L	10/07/96	dmj
	Fluorene	ND		10.	ug/L	10/07/96	dmj
	Hexachlorobenzene	ND		10.	ug/L	10/07/96	dmj
	Hexachlorobutadiene	ND		10.	ug/L	10/07/96	dmj
	Hexachlorocyclopentadiene	ND		10.	ug/L	10/07/96	dmj
	Hexachloroethane	ND		10.	ug/L	10/07/96	dmj
	Indeno(1,2,3-cd)pyrene	ND		10.	ug/L	10/07/96	dmj
	Isophorone	ND		10.	ug/L	10/07/96	dmj
	2-Methylnaphthalene	ND		10.	ug/L	10/07/96	dmj

The analytical results, opinions or interpretations contained in this report are based upon information and material supplied by the client for whose exclusive and confidential use this report has been made. The analytical results, opinions or interpretations expressed represent the best judgment of Core Laboratories. Core Laboratories, however, makes no warranty or representation, express or implied, of any type, and expressly disclaims same as to the productivity, proper operations or profitableness of any oil, gas, mine or other mineral property, well or sand in connection with which such report is used or relied upon for any reason whatsoever. This report shall not be reproduced, in whole or in part, without the written approval of Core Laboratories.

CORELAB

CORE LABORATORIES

LABORATORY TEST RESULTS

Job Number: 962701 Date: 10/21/96

CUSTOMER: Daniel B. Stephens & Associates PROJECT: 6033.2 ATTN: Bob Marley

Customer Sample ID: MW-19
Date Sampled.....: 09/27/96
Time Sampled.....: 10:45
Sample Matrix.....: Water

Laboratory Sample ID: 962701-7
Date Received.....: 09/28/96
Time Received.....: 10:20

TEST METHOD	PARAMETER/TEST DESCRIPTION	SAMPLE RESULT	FLAGS	REPORTING LIMIT	UNITS	DATE	TECH
	Naphthalene	ND		10.	ug/L	10/07/96	dmj
	o-Nitroaniline	ND		50.	ug/L	10/07/96	dmj
	m-Nitroaniline	ND		50.	ug/L	10/07/96	dmj
	p-Nitroaniline	ND		50.	ug/L	10/07/96	dmj
	Nitrobenzene	ND		10.	ug/L	10/07/96	dmj
	n-Nitrosodi-n-propylamine	ND		10.	ug/L	10/07/96	dmj
	n-Nitrosodiphenylamine	ND		10.	ug/L	10/07/96	dmj
	Phenanthrene	ND		10.	ug/L	10/07/96	dmj
	Pyrene	ND		10.	ug/L	10/07/96	dmj
	1,2,4-Trichlorobenzene	ND		10.	ug/L	10/07/96	dmj
	Benzoic acid	ND		50.	ug/L	10/07/96	dmj
	4-Chloro-3-methylphenol	ND		10.	ug/L	10/07/96	dmj
	2-Chlorophenol	ND		10.	ug/L	10/07/96	dmj
	2,4-Dichlorophenol	ND		10.	ug/L	10/07/96	dmj
	2,4-Dimethylphenol	ND		10.	ug/L	10/07/96	dmj
	2,4-Dinitrophenol	ND		50.	ug/L	10/07/96	dmj
	2-Methyl-4,6-dinitrophenol	ND		50.	ug/L	10/07/96	dmj
	2-Methylphenol (o-cresol)	ND		10.	ug/L	10/07/96	dmj
	4-Methylphenol (p-cresol)	ND		10.	ug/L	10/07/96	dmj
	2-Nitrophenol	ND		10.	ug/L	10/07/96	dmj
	4-Nitrophenol	ND		50.	ug/L	10/07/96	dmj
	Pentachlorophenol	ND		50.	ug/L	10/07/96	dmj
	Phenol	ND		10.	ug/L	10/07/96	dmj
	2,4,5-Trichlorophenol	ND		10.	ug/L	10/07/96	dmj
	2,4,6-Trichlorophenol	ND		10.	ug/L	10/07/96	dmj
SW-846 8240	Volatile Organics						
	Acetone	ND		100.	ug/L	09/30/96	tdw
	Benzene	2		1.	ug/L	09/30/96	tdw
	Bromodichloromethane	ND		5.	ug/L	09/30/96	tdw
	Bromoform	ND		5.	ug/L	09/30/96	tdw
	Bromomethane	ND		10.	ug/L	09/30/96	tdw
	Methyl ethyl ketone (2-Butanone)	ND		100.	ug/L	09/30/96	tdw
	Carbon disulfide	ND		5.	ug/L	09/30/96	tdw
	Carbon tetrachloride	ND		5.	ug/L	09/30/96	tdw
	Chlorobenzene	ND		5.	ug/L	09/30/96	tdw
	Chloroethane	ND		10.	ug/L	09/30/96	tdw
	2-Chloroethylvinyl ether	ND		10.	ug/L	09/30/96	tdw
	Chloroform	ND		5.	ug/L	09/30/96	tdw
	Chloromethane	ND		10.	ug/L	09/30/96	tdw
	Dibromochloromethane	ND		5.	ug/L	09/30/96	tdw
	1,1-Dichloroethane	ND		5.	ug/L	09/30/96	tdw
	1,2-Dichloroethane	ND		5.	ug/L	09/30/96	tdw
	1,1-Dichloroethene	ND		5.	ug/L	09/30/96	tdw
	trans-1,2-Dichloroethene	ND		5.	ug/L	09/30/96	tdw
	1,2-Dichloropropane	ND		5.	ug/L	09/30/96	tdw
	cis-1,3-Dichloropropene	ND		5.	ug/L	09/30/96	tdw
	trans-1,3-Dichloropropene	ND		5.	ug/L	09/30/96	tdw
	Ethylbenzene	ND		5.	ug/L	09/30/96	tdw

The analytical results, opinions or interpretations contained in this report are based upon information and material supplied by the client for whose exclusive and confidential use this report has been made. The analytical results, opinions or interpretations expressed represent the best judgment of Core Laboratories. Core Laboratories, however, makes no warranty or representation, express or implied, of any type, and expressly disclaims same as to the productivity, proper operations or profitableness of any oil, gas, coal or other mineral, property, well or sand in connection with which such report is used or relied upon for any reason whatsoever. This report shall not be reproduced, in whole or in part, without the written approval of Core Laboratories.

CORE LABORATORIES

LABORATORY TEST RESULTS

Job Number: 962701 Date: 10/21/96

CUSTOMER: Daniel B. Stephens & Associates PROJECT: 6033.2 ATTN: Bob Marley

Customer Sample ID: MW-19
Date Sampled.....: 09/27/96
Time Sampled.....: 10:45
Sample Matrix.....: Water

Laboratory Sample ID: 962701-7
Date Received.....: 09/28/96
Time Received.....: 10:20

TEST METHOD	PARAMETER/TEST DESCRIPTION	SAMPLE RESULT	FLAGS	REPORTING LIMIT	UNITS	DATE	TECH
	2-Hexanone	ND		50.	ug/L	09/30/96	tdw
	Methylene chloride	ND		5.	ug/L	09/30/96	tdw
	4-Methyl-2-pentanone (MIBK)	ND		50.	ug/L	09/30/96	tdw
	Styrene	ND		5.	ug/L	09/30/96	tdw
	1,1,2,2-Tetrachloroethane	ND		5.	ug/L	09/30/96	tdw
	Tetrachloroethene	ND		5.	ug/L	09/30/96	tdw
	Toluene	ND		5.	ug/L	09/30/96	tdw
	1,1,1-Trichloroethane	ND		5.	ug/L	09/30/96	tdw
	1,1,2-Trichloroethane	ND		5.	ug/L	09/30/96	tdw
	Trichloroethene	ND		5.	ug/L	09/30/96	tdw
	Vinyl acetate	ND		50.	ug/L	09/30/96	tdw
	Vinyl chloride	ND		10.	ug/L	09/30/96	tdw
	Xylenes (total)	ND		5.	ug/L	09/30/96	tdw

The analytical results, opinions or interpretations contained in this report are based upon information and material supplied by the client for whose exclusive and confidential use this report has been made. The analytical results, opinions or interpretations expressed represent the best judgment of Core Laboratories. Core Laboratories, however, makes no warranty or representation, express or implied, of any type, and expressly disclaims same as to the productivity, proper operations or profitableness of any oil, gas, coal or other mineral, property, well or sand in connection with which such report is used or relied upon for any reason whatsoever. This report shall not be reproduced, in whole or in part, without the written approval of Core Laboratories.

CORE LABORATORIES

QUALITY CONTROL RESULTS

Job Number: 962701 Date: 10/21/96

CUSTOMER: Daniel B. Stephens & Associates PROJECT: 6033.2 ATTN: Bob Marley

Test Method.....: EPA 325.2 Batch.....: 13895 Analyst...: dme
Method Description.: Chloride (Colorimetric, AA II) Reporting Limit...: 0.5
Parameter.....: Chloride Units.....: mg/L

QC	Lab ID	Reagent	QC Result	QC Result	True Value	Orig. Value	Calc. Result	Units	Date/Time
ICL		G960116A	51.57063		50.0		103.1	% REC	10/01/96 0940
LCS		G960116B	9.91483		10.0		99.1	% REC	10/01/96 0942
ICB			0.04014						10/01/96 0945
CCV		G960506F	123.73740		120		103.1	% REC	10/01/96 1015
CCB			0.04014						10/01/96 1017
LCS		G960116A	52.43633		50.0		104.9	% REC	10/01/96 1042
CCV		G960506F	122.19525		120		101.8	% REC	10/01/96 1047
CCB			0.04014						10/01/96 1050
CCV		G960506F	122.27171		120		101.9	% REC	10/01/96 1120
CCB			0.04014						10/01/96 1122
MD	962681-1		7.28518			7.24141	0.6	RPD	10/01/96 1130
MS	962681-1	G960506A	57.88318		50.000000	7.24141	101.3	% REC	10/01/96 1132
MD	962681-2		7.15388			7.06635	1.2	RPD	10/01/96 1137
MS	962681-2	G960506A	60.45022		50.000000	7.06635	106.8	% REC	10/01/96 1140
CCV		G960506F	122.88583		120		102.4	% REC	10/01/96 1147
CCB			0.04014						10/01/96 1150

Test Method.....: EPA 160.1 Batch.....: 13979 Analyst...: sgm
Method Description.: Solids, Total Dissolved (TDS) Reporting Limit...: 10
Parameter.....: Solids, Total Dissolved (TDS) Units.....: mg/L

QC	Lab ID	Reagent	QC Result	QC Result	True Value	Orig. Value	Calc. Result	Units	Date/Time
MB			0						09/30/96 1000
LCS		G960724A	510		500		102.0	% REC	09/30/96 1000
MD	962677-1		3630			3580	1.4	RPD	09/30/96 1000

Test Method.....: SW-846 6010A Batch.....: 14069 Analyst...: smh
Method Description.: Metals Analysis (ICAP) Reporting Limit...: 0.05
Parameter.....: Arsenic (As) Units.....: mg/L

QC	Lab ID	Reagent	QC Result	QC Result	True Value	Orig. Value	Calc. Result	Units	Date/Time
ICV		960716T	2.01841		2.00		100.9	% REC	10/04/96 0909
ICB		960920Z	-0.00265						10/04/96 0950
ISB		960929R	1.03157		1.000		103.2	% REC	10/04/96 0959
MB		1003	-0.00424						10/04/96 1011
LCS		960923H	1.06008		1.00		106.0	% REC	10/04/96 1012
CRI		960929S	0.00051		0.002500		20.4	% REC	10/04/96 1030
CCV		960809Z	2.52653		2.5		101.1	% REC	10/04/96 1133
CCB		960920Z	0.00478						10/04/96 1259
MS	962729-1	960917G	1.00692		1.000	0.00663	100.0	% REC	10/04/96 1309
MSD	962729-1	960917G	1.03254	1.00692	1.000	0.00663	102.6	% REC	10/04/96 1311
							2.5	RPD	
MD	962729-2		0.00475			0.00248	0.00227	ABS Diff.	10/04/96 1333
CCV		960809Z	2.46377		2.5		98.6	% REC	10/04/96 1339
CCB		960920Z	0.00401						10/04/96 1344
SD	962729-2		0.00284			-0.00184		% Diff.	10/04/96 1403
MS	962642-5	960917G	1.02002		1.000	0.00340	101.7	% REC	10/04/96 1415
MSD	962642-5	960917G	0.99250	1.02002	1.000	0.00340	98.9	% REC	10/04/96 1418
							2.7	RPD	

The analytical results, opinions or interpretations contained in this report are based upon information and material supplied by the client for whose exclusive and confidential use this report has been made. The analytical results, opinions or interpretations expressed represent the best judgment of Core Laboratories. Core Laboratories, however, makes no warranty or representation, express or implied, of any type, and expressly disclaims same as to the productivity, proper operations or profitableness of any oil, gas, coal or other mineral property, well or sand in connection with which such report is used or relied upon for any reason whatsoever. This report shall not be reproduced, in whole or in part, without the written approval of Core Laboratories.

CORELAB

CORE LABORATORIES

QUALITY CONTROL RESULTS

Job Number: 962701 Date: 10/21/96

CUSTOMER: Daniel B. Stephens & Associates PROJECT: 6033.2 ATTN: Bob Marley

Test Method.....: SW-846 6010A Batch.....: 14069 Analyst...: smh
Method Description.: Metals Analysis (ICAP) Reporting Limit...: 0.05
Parameter.....: Arsenic (As) Units.....: mg/L

QC	Lab ID	Reagent	QC Result	QC Result	True Value	Orig. Value	Calc. Result	Units	Date/Time
MD	962642-4		0.00349			0.00034	0.00315	ABS Diff.	10/04/96 1424
CCV		960809Z	2.39129		2.5		95.7	% REC	10/04/96 1432
CCB		960920Z	0.00487						10/04/96 1442
SD	962642-7		0.00066			0.00128		% Diff.	10/04/96 1455
MS	962673-7	960917G	1.02676		1.000	0.00135	102.5	% REC	10/04/96 1508
MSD	962673-7	960917G	1.03787	1.02676	1.000	0.00135	103.7	% REC	10/04/96 1510
							1.1	RPD	
MS	962684-1	960917G	1.06219		1.000	0.01044	105.2	% REC	10/04/96 1516
MSD	962684-1	960917G	1.02505	1.06219	1.000	0.01044	101.5	% REC	10/04/96 1518
							3.6	RPD	
CCV		960809Z	2.48579		2.5		99.4	% REC	10/04/96 1523
CCB		960920Z	-0.00004						10/04/96 1533
PDS	962684-1	960917G	0.96072		1.000	0.01044	95.0	% REC	10/04/96 1653
PSD	962684-1	960917G	0.95705	0.96072	1.000	0.01044	94.7	% REC	10/04/96 1657
							0.4	RPD	
CCV		960809Z	2.57599		2.5		103.0	% REC	10/04/96 1754
CCB		960920Z	-0.00187						10/04/96 1805
CCV		960809Z	2.46645		2.5		98.7	% REC	10/04/96 2102
CCB		960920Z	0.00427						10/04/96 2112
MB		1004	0.00309						10/04/96 2208
LCS		961003H	0.94525		1.00		94.5	% REC	10/04/96 2216
CCV		960809Z	2.47089		2.5		98.8	% REC	10/04/96 2221
CCB		960920Z	0.00018						10/04/96 2243
MD	962756-1		0.00532			0.00524	0.00008	ABS Diff.	10/04/96 2259
CCV		960809Z	2.58744		2.5		103.5	% REC	10/04/96 2327
CCB		960920Z	0.00032						10/04/96 2353
MD	962701-7		0.00741			0.00065	0.00676	ABS Diff.	10/05/96 0008
CCV		960809Z	2.55100		2.5		102.0	% REC	10/05/96 0031
CCB		960920Z	0.00139						10/05/96 0039
CCV		960809Z	2.54680		2.5		101.9	% REC	10/05/96 0114
CCB		960920Z	-0.00203						10/05/96 0125
MS	962752-2	960917G	0.97659		1.000	0.00815	96.8	% REC	10/05/96 0138
MSD	962752-2	960917G	1.00024	0.97659	1.000	0.00815	99.2	% REC	10/05/96 0142
							2.4	RPD	
SD	962752-2		-0.00480			0.00815		% Diff.	10/05/96 0144
ISB		960929R	0.96616		1.000		96.6	% REC	10/05/96 0150
CRI		960929S	0.00659		0.002500		263.6	% REC	10/05/96 0156
CCV		960809Z	2.52599		2.5		101.0	% REC	10/05/96 0207
CCB		960920Z	-0.00333						10/05/96 0216

Test Method.....: SW-846 6010A Batch.....: 14069 Analyst...: smh
Method Description.: Metals Analysis (ICAP) Reporting Limit...: 0.01
Parameter.....: Barium (Ba) Units.....: mg/L

QC	Lab ID	Reagent	QC Result	QC Result	True Value	Orig. Value	Calc. Result	Units	Date/Time
ICV		960501Q	0.99413		1.00		99.4	% REC	10/04/96 0917
ICB		960920Z	-0.00021						10/04/96 0950
ISB		960929R	0.54058		0.5000		108.1	% REC	10/04/96 0959
MB		1003	-0.00054						10/04/96 1011
LCS		960923H	1.07486		1.00		107.5	% REC	10/04/96 1012
CRI		960929S	0.00528		0.005000		105.6	% REC	10/04/96 1030

The analytical results, opinions or interpretations contained in this report are based upon information and material supplied by the client for whose exclusive and confidential use this report has been made. The analytical results, opinions or interpretations expressed represent the best judgment of Core Laboratories. Core Laboratories, however, makes no warranty or representation, express or implied, of any type, and expressly disclaims same as to the productivity, proper operations or profitableness of any oil, gas, coal or other minerals, property, well or sand in connection with which such report is used or relied upon for any reason whatsoever. This report shall not be reproduced, in whole or in part, without the written approval of Core Laboratories.

CORELAB

CORE LABORATORIES

QUALITY CONTROL RESULTS

Job Number: 962701 Date: 10/21/96

CUSTOMER: Daniel B. Stephens & Associates PROJECT: 6033.2 ATTN: Bob Marley

Test Method.....: SW-846 6010A
Method Description.: Metals Analysis (ICAP)
Parameter.....: Barium (Ba)
Batch.....: 14069
Reporting Limit...: 0.01
Units.....: mg/L
Analyst...: smh

QC	Lab ID	Reagent	QC Result	QC Result	True Value	Orig. Value	Calc. Result	Units	Date/Time
CCV		960809Z	4.98685		5.0		99.7	% REC	10/04/96 1133
CCB		960920Z	-0.00000						10/04/96 1259
MS	962729-1	960917G	1.30945		1.000	0.18481	112.5	% REC	10/04/96 1309
MSD	962729-1	960917G	1.38257	1.30945	1.000	0.18481	119.8	% REC	10/04/96 1311
							5.4	RPD	
MD	962729-2		0.06335			0.06382	0.7	RPD	10/04/96 1333
CCV		960809Z	5.02230		5.0		100.4	% REC	10/04/96 1339
CCB		960920Z	0.00078						10/04/96 1344
SD	962729-2		0.00279			0.01282		% Diff.	10/04/96 1403
MS	962642-5	960917G	1.23080		1.000	0.06663	116.4	% REC	10/04/96 1415
MSD	962642-5	960917G	1.21921	1.23080	1.000	0.06663	115.3	% REC	10/04/96 1418
							0.9	RPD	
MD	962642-4		0.21405			0.21987	2.7	RPD	10/04/96 1424
CCV		960809Z	4.83510		5.0		96.7	% REC	10/04/96 1432
CCB		960920Z	0.00056						10/04/96 1442
SD	962642-7		0.01790			0.09031	0.9	% Diff.	10/04/96 1455
MS	962673-7	960917G	1.37794		1.000	0.18033	119.8	% REC	10/04/96 1508
MSD	962673-7	960917G	1.35802	1.37794	1.000	0.18033	117.8	% REC	10/04/96 1510
							1.5	RPD	
MS	962684-1	960917G	1.56674		1.000	0.35529	121.1	% REC	10/04/96 1516
MSD	962684-1	960917G	1.52210	1.56674	1.000	0.35529	116.7	% REC	10/04/96 1518
							2.9	RPD	
CCV		960809Z	4.93183		5.0		98.6	% REC	10/04/96 1523
CCB		960920Z	0.00044						10/04/96 1533
PDS	962684-1	960917G	1.39797		1.000	0.35529	104.3	% REC	10/04/96 1653
PSD	962684-1	960917G	1.39405	1.39797	1.000	0.35529	103.9	% REC	10/04/96 1657
							0.3	RPD	
CCV		960809Z	5.03260		5.0		100.7	% REC	10/04/96 1754
CCB		960920Z	0.00022						10/04/96 1805
CCV		960809Z	4.92805		5.0		98.6	% REC	10/04/96 2102
CCB		960920Z	0.00081						10/04/96 2112
MB		1004	-0.00023						10/04/96 2208
LCS		961003H	0.98603		1.00		98.6	% REC	10/04/96 2216
CCV		960809Z	5.07138		5.0		101.4	% REC	10/04/96 2221
CCB		960920Z	-0.00010						10/04/96 2243
MD	962756-1		-0.00177			-0.00053	0.00124	ABS Diff.	10/04/96 2259
CCV		960809Z	5.12484		5.0		102.5	% REC	10/04/96 2327
CCB		960920Z	0.00023						10/04/96 2353
MD	962701-7		0.01196			0.01433	0.00237	ABS Diff.	10/05/96 0008
CCV		960809Z	4.88299		5.0		97.7	% REC	10/05/96 0031
CCB		960920Z	0.00081						10/05/96 0039
CCV		960809Z	4.88957		5.0		97.8	% REC	10/05/96 0114
CCB		960920Z	0.00012						10/05/96 0125
MS	962752-2	960917G	1.21084		1.000	0.22738	98.3	% REC	10/05/96 0138
MSD	962752-2	960917G	1.24190	1.21084	1.000	0.22738	101.5	% REC	10/05/96 0142
							2.5	RPD	
SD	962752-2		0.04437			0.22738	2.4	% Diff.	10/05/96 0144
ISB		960929R	0.48501		0.5000		97.0	% REC	10/05/96 0150
CRI		960929S	0.00389		0.005000		77.8	% REC	10/05/96 0156
CCV		960809Z	4.90790		5.0		98.2	% REC	10/05/96 0207
CCB		960920Z	0.00023						10/05/96 0216

The analytical results, opinions or interpretations contained in this report are based upon information and material supplied by the client for whose exclusive and confidential use this report has been made. The analytical results, opinions or interpretations expressed represent the best judgment of Core Laboratories. Core Laboratories, however, makes no warranty or representation, express or implied, of any type, and expressly disclaims same as to the productivity, proper operations or profitableness of any oil, gas, coal or other mineral, property, well or sand in connection with which such report is used or relied upon for any reason whatsoever. This report shall not be reproduced, in whole or in part, without the written approval of Core Laboratories.

CORE LABORATORIES

QUALITY CONTROL RESULTS

Job Number: 962701 Date: 10/21/96

CUSTOMER: Daniel B. Stephens & Associates PROJECT: 6033.2 ATTN: Bob Marley

Test Method.....: SW-846 6010A Batch.....: 14069 Analyst...: smh
Method Description.: Metals Analysis (ICAP) Reporting Limit...: 0.005
Parameter.....: Cadmium (Cd) Units.....: mg/L

QC	Lab ID	Reagent	QC Result	QC Result	True Value	Orig. Value	Calc. Result	Units	Date/Time
ICV		960716T	1.95586		2.00		97.8	% REC	10/04/96 0909
ICB		960920Z	-0.00040						10/04/96 0950
ISB		960929R	1.05660		1.000		105.7	% REC	10/04/96 0959
MB		1003	0.00033						10/04/96 1011
LCS		960923H	1.08132		1.00		108.1	% REC	10/04/96 1012
CRI		960929S	0.00033		0.000500		66.0	% REC	10/04/96 1030
CCV		960809Z	1.00370		1.0		100.4	% REC	10/04/96 1133
CCB		960920Z	-0.00014						10/04/96 1259
MS	962729-1	960917G	2.87813		1.000	1.81346	106.5	% REC	10/04/96 1309
MSD	962729-1	960917G	2.97679	2.87813	1.000	1.81346	116.3	% REC	10/04/96 1311
							3.4	RPD	
MD	962729-2		0.24821			0.23266	6.5	RPD	10/04/96 1333
CCV		960809Z	0.98222		1.0		98.2	% REC	10/04/96 1339
CCB		960920Z	0.00021						10/04/96 1344
SD	962729-2		0.00814			0.04286	5.0	% Diff.	10/04/96 1403
MS	962642-5	960917G	1.06269		1.000	0.00008	106.3	% REC	10/04/96 1415
MSD	962642-5	960917G	1.03691	1.06269	1.000	0.00008	103.7	% REC	10/04/96 1418
							2.5	RPD	
MD	962642-4		0.00024			0.00060	0.00036	ABS Diff.	10/04/96 1424
CCV		960809Z	1.01005		1.0		101.0	% REC	10/04/96 1432
CCB		960920Z	-0.00018						10/04/96 1442
SD	962642-7		0.00005			-0.00019		% Diff.	10/04/96 1455
MS	962673-7	960917G	1.15726		1.000	0.00389	115.3	% REC	10/04/96 1508
MSD	962673-7	960917G	1.15017	1.15726	1.000	0.00389	114.6	% REC	10/04/96 1510
							0.6	RPD	
MS	962684-1	960917G	1.17172		1.000	0.00083	117.1	% REC	10/04/96 1516
MSD	962684-1	960917G	1.13982	1.17172	1.000	0.00083	113.9	% REC	10/04/96 1518
							2.8	RPD	
CCV		960809Z	1.00726		1.0		100.7	% REC	10/04/96 1523
CCB		960920Z	0.00025						10/04/96 1533
PDS	962684-1	960917G	0.99387		1.000	0.00083	99.3	% REC	10/04/96 1653
PSD	962684-1	960917G	0.99168	0.99387	1.000	0.00083	99.1	% REC	10/04/96 1657
							0.2	RPD	
CCV		960809Z	1.04390		1.0		104.4	% REC	10/04/96 1754
CCB		960920Z	-0.00006						10/04/96 1805
CCV		960809Z	0.95917		1.0		95.9	% REC	10/04/96 2102
CCB		960920Z	-0.00004						10/04/96 2112
MB		1004	-0.00039						10/04/96 2208
LCS		961003H	0.91737		1.00		91.7	% REC	10/04/96 2216
CCV		960809Z	0.98162		1.0		98.2	% REC	10/04/96 2221
CCB		960920Z	-0.00070						10/04/96 2243
MD	962756-1		1.16794			1.10398	5.6	RPD	10/04/96 2259
CCV		960809Z	0.98352		1.0		98.4	% REC	10/04/96 2327
CCB		960920Z	-0.00077						10/04/96 2353
MD	962701-7		-0.00058			-0.00068	0.00010	ABS Diff.	10/05/96 0008
CCV		960809Z	1.02137		1.0		102.1	% REC	10/05/96 0031
CCB		960920Z	0.00036						10/05/96 0039
CCV		960809Z	0.96435		1.0		96.4	% REC	10/05/96 0114
CCB		960920Z	0.00072						10/05/96 0125
MS	962752-2	960917G	0.88835		1.000	-0.00064	88.9	% REC	10/05/96 0138
MSD	962752-2	960917G	0.90821	0.88835	1.000	-0.00064	90.9	% REC	10/05/96 0142
							2.2	RPD	
SD	962752-2		-0.00059			-0.00064		% Diff.	10/05/96 0144

The analytical results, opinions or interpretations contained in this report are based upon information and material supplied by the client for whose exclusive and confidential use this report has been made. The analytical results, opinions or interpretations expressed represent the best judgment of Core Laboratories. Core Laboratories, however, makes no warranty or representation, express or implied, of any type, and expressly disclaims same as to the productivity, proper operations or profitableness of any oil, gas, coal or other mineral property, well or sand in connection with which such report is used or relied upon for any reason whatsoever. This report shall not be reproduced, in whole or in part, without the written approval of Core Laboratories

CORE LABORATORIES

QUALITY CONTROL RESULTS

Job Number: 962701 Date: 10/21/96

CUSTOMER: Daniel B. Stephens & Associates PROJECT: 6033.2 ATTN: Bob Marley

Test Method.....: SW-846 6010A
Method Description.: Metals Analysis (ICAP)
Parameter.....: Cadmium (Cd)
Batch.....: 14069
Reporting Limit...: 0.005
Units.....: mg/L
Analyst...: smh

QC	Lab ID	Reagent	QC Result	QC Result	True Value	Orig. Value	Calc. Result	Units	Date/Time
ISB		960929R	0.89378		1.000		89.4	% REC	10/05/96 0150
CRI		960929S	-0.00071		0.000500		-142.0	% REC	10/05/96 0156
CCV		960809Z	0.98032		1.0		98.0	% REC	10/05/96 0207
CCB		960920Z	0.00094						10/05/96 0216

Test Method.....: SW-846 6010A
Method Description.: Metals Analysis (ICAP)
Parameter.....: Calcium (Ca)
Batch.....: 14069
Reporting Limit...: 1
Units.....: mg/L
Analyst...: smh

QC	Lab ID	Reagent	QC Result	QC Result	True Value	Orig. Value	Calc. Result	Units	Date/Time
ICV		960412S	96.26330		100.000000		96.3	% REC	10/04/96 0928
ICB		960920Z	0.01182						10/04/96 0950
ISA		960929U	493.12615		500		98.6	% REC	10/04/96 0955
ISB		960929R	471.34677		500		94.3	% REC	10/04/96 0959
MB		1003	0.04455						10/04/96 1011
CCV		960821M	97.78273		100.00		97.8	% REC	10/04/96 1121
CCB		960920Z	0.00322						10/04/96 1259
MD	962729-2		13.65847			13.57345	0.6	RPD	10/04/96 1333
CCV		960821M	95.97334		100.00		96.0	% REC	10/04/96 1336
CCB		960920Z	0.01312						10/04/96 1344
SD	962729-2		0.49383			2.47546	0.3	% Diff.	10/04/96 1403
MD	962642-4		132.62580			136.79522	3.1	RPD	10/04/96 1424
CCV		960821M	97.44715		100.00		97.4	% REC	10/04/96 1427
CCB		960920Z	0.01031						10/04/96 1442
SD	962642-7		15.23153			75.48191	-0.9	% Diff.	10/04/96 1455
MS	962684-1	960917G	196.33099		50.000	133.89624	124.9	% REC	10/04/96 1516
MSD	962684-1	960917G	191.55744	196.33099	50.000	133.89624	115.3	% REC	10/04/96 1518
							2.5	RPD	
CCV		960821M	100.97853		100.00		101.0	% REC	10/04/96 1520
CCB		960920Z	0.01722						10/04/96 1533
PDS	962684-1	960917G	172.96569		50.000	133.89624	78.1	% REC	10/04/96 1653
PSD	962684-1	960917G	172.48112	172.96569	50.000	133.89624	77.2	% REC	10/04/96 1657
							0.3	RPD	
CCV		960821M	104.75579		100.00		104.8	% REC	10/04/96 1750
CCB		960920Z	0.00013						10/04/96 1805
CCV		960821M	99.58458		100.00		99.6	% REC	10/04/96 2036
CCB		960920Z	-0.00005						10/04/96 2112
MB		1004	0.00588						10/04/96 2208
CCV		960821M	98.59883		100.00		98.6	% REC	10/04/96 2219
CCB		960920Z	-0.00733						10/04/96 2243
LCS		960912Y	188.61364		200.0		94.3	% REC	10/04/96 2249
LCS		960912Y	104.02816		100.000000		104.0	% REC	10/04/96 2252
MD	962756-1		4.53525			4.28121	0.25404	ABS Diff.	10/04/96 2259
CCV		960821M	101.77854		100.00		101.8	% REC	10/04/96 2321
CCB		960920Z	-0.00736						10/04/96 2353
MD	962701-7		897.62402			927.70568	3.3	RPD	10/05/96 0008
MD	962701-7		92.09649			98.08457	6.3	RPD	10/05/96 0013
CCV		960821M	104.38234		100.00		104.4	% REC	10/05/96 0024
CCB		960920Z	0.00355						10/05/96 0039
CCV		960821M	99.44397		100.00		99.4	% REC	10/05/96 0106
CCB		960920Z	-0.00009						10/05/96 0125

The analytical results, opinions or interpretations contained in this report are based upon information and material supplied by the client for whose exclusive and confidential use this report has been made. The analytical results, opinions or interpretations expressed represent the best judgment of Core Laboratories. Core Laboratories, however, makes no warranty or representation, express or implied, of any type, and expressly disclaims same as to the productivity, proper operations or profitableness of any oil, gas, coal or other mineral, property, well or sand in connection with which such report is used or relied upon for any reason whatsoever. This report shall not be reproduced, in whole or in part, without the written approval of Core Laboratories.

CORE LABORATORIES

QUALITY CONTROL RESULTS

Job Number: 962701 Date: 10/21/96

CUSTOMER: Daniel B. Stephens & Associates PROJECT: 6033.2 ATTN: Bob Marley

Test Method.....: SW-846 6010A
Method Description.: Metals Analysis (ICAP)
Parameter.....: Calcium (Ca)
Batch.....: 14069
Reporting Limit...: 1
Units.....: mg/L
Analyst...: smh

QC	Lab ID	Reagent	QC Result	QC Result	True Value	Orig. Value	Calc. Result	Units	Date/Time
MS	962752-2	960917G	217.78912		50.000	167.37557	100.8	% REC	10/05/96 0138
MSD	962752-2	960917G	222.40859	217.78912	50.000	167.37557	110.1	% REC	10/05/96 0142
							2.1	RPD	
SD	962752-2		33.93274			167.37557	-1.4	% Diff.	10/05/96 0144
ISA		960929U	496.03283		500		99.2	% REC	10/05/96 0146
ISB		960929R	470.94281		500		94.2	% REC	10/05/96 0150
CCV		960821M	100.82007		100.00		100.8	% REC	10/05/96 0159
CCB		960920Z	-0.02098						10/05/96 0216

Test Method.....: SW-846 6010A
Method Description.: Metals Analysis (ICAP)
Parameter.....: Chromium (Cr)
Batch.....: 14069
Reporting Limit...: 0.01
Units.....: mg/L
Analyst...: smh

QC	Lab ID	Reagent	QC Result	QC Result	True Value	Orig. Value	Calc. Result	Units	Date/Time
ICV		960716T	1.94610		2.00		97.3	% REC	10/04/96 0909
ICB		960920Z	0.00025						10/04/96 0950
ISB		960929R	0.56291		0.5000		112.6	% REC	10/04/96 0959
MB		1003	-0.00025						10/04/96 1011
LCS		960923H	1.05575		1.00		105.6	% REC	10/04/96 1012
CRI		960929S	0.00257		0.002500		102.8	% REC	10/04/96 1030
CCV		960809Z	2.53498		2.5		101.4	% REC	10/04/96 1133
CCB		960920Z	-0.00029						10/04/96 1259
MS	962729-1	960917G	1.05496		1.000	0.00108	105.4	% REC	10/04/96 1309
MSD	962729-1	960917G	1.09980	1.05496	1.000	0.00108	109.9	% REC	10/04/96 1311
							4.2	RPD	
MD	962729-2		0.00980			0.01269	0.00289	ABS Diff.	10/04/96 1333
CCV		960809Z	2.50540		2.5		100.2	% REC	10/04/96 1339
CCB		960920Z	0.00058						10/04/96 1344
SD	962729-2		0.00009			0.00344		% Diff.	10/04/96 1403
MS	962642-5	960917G	1.09467		1.000	0.00000	109.5	% REC	10/04/96 1415
MSD	962642-5	960917G	1.07053	1.09467	1.000	0.00000	107.1	% REC	10/04/96 1418
							2.2	RPD	
MD	962642-4		0.00159			0.00274	0.00115	ABS Diff.	10/04/96 1424
CCV		960809Z	2.42712		2.5		97.1	% REC	10/04/96 1432
CCB		960920Z	0.00029						10/04/96 1442
SD	962642-7		0.00118			0.00119		% Diff.	10/04/96 1455
MS	962673-7	960917G	1.11896		1.000	0.00483	111.4	% REC	10/04/96 1508
MSD	962673-7	960917G	1.10482	1.11896	1.000	0.00483	110.0	% REC	10/04/96 1510
							1.3	RPD	
MS	962684-1	960917G	1.12776		1.000	0.00188	112.6	% REC	10/04/96 1516
MSD	962684-1	960917G	1.09539	1.12776	1.000	0.00188	109.4	% REC	10/04/96 1518
							2.9	RPD	
CCV		960809Z	2.50923		2.5		100.4	% REC	10/04/96 1523
CCB		960920Z	-0.00058						10/04/96 1533
PDS	962684-1	960917G	1.00709		1.000	0.00188	100.5	% REC	10/04/96 1653
PSD	962684-1	960917G	1.00297	1.00709	1.000	0.00188	100.1	% REC	10/04/96 1657
							0.4	RPD	
CCV		960809Z	2.60509		2.5		104.2	% REC	10/04/96 1754
CCB		960920Z	0.00029						10/04/96 1805
CCV		960809Z	2.42583		2.5		97.0	% REC	10/04/96 2102
CCB		960920Z	0.00106						10/04/96 2112

The analytical results, opinions or interpretations contained in this report are based upon information and material supplied by the client for whose exclusive and confidential use this report has been made. The analytical results, opinions or interpretations expressed represent the best judgment of Core Laboratories. Core Laboratories, however, makes no warranty or representation, express or implied, of any type, and expressly disclaims same as to the productivity, proper operations or profitableness of any oil, gas, coal or other mineral property, well or sand in connection with which such report is used or relied upon for any reason whatsoever. This report shall not be reproduced, in whole or in part, without the written approval of Core Laboratories.

CORE LABORATORIES

QUALITY CONTROL RESULTS

Job Number: 962701 Date: 10/21/96

CUSTOMER: Daniel B. Stephens & Associates PROJECT: 6033.2 ATTN: Bob Marley

Test Method.....: SW-846 6010A Batch.....: 14069 Analyst...: smh
Method Description.: Metals Analysis (ICAP) Reporting Limit...: 0.01
Parameter.....: Chromium (Cr) Units.....: mg/L

QC	Lab ID	Reagent	QC Result	QC Result	True Value	Orig. Value	Calc. Result	Units	Date/Time
MB		1004	0.00195						10/04/96 2208
LCS		961003H	0.93467		1.00		93.5	% REC	10/04/96 2216
CCV		960809Z	2.40566		2.5		96.2	% REC	10/04/96 2221
CCB		960920Z	0.00017						10/04/96 2243
MD	962756-1		0.01918			0.02044	0.00126	ABS Diff.	10/04/96 2259
CCV		960809Z	2.49123		2.5		99.6	% REC	10/04/96 2327
CCB		960920Z	-0.00167						10/04/96 2353
MD	962701-7		0.00722			0.00990	0.00268	ABS Diff.	10/05/96 0008
CCV		960809Z	2.53162		2.5		101.3	% REC	10/05/96 0031
CCB		960920Z	-0.00184						10/05/96 0039
MD	962745-5		0.05464			0.05581	2.1	RPD	10/05/96 0058
CCV		960809Z	2.38573		2.5		95.4	% REC	10/05/96 0114
CCB		960920Z	-0.00117						10/05/96 0125
MS	962752-2	960917G	0.90030		1.000	0.01001	89.0	% REC	10/05/96 0138
MSD	962752-2	960917G	0.91740	0.90030	1.000	0.01001	90.7	% REC	10/05/96 0142
							1.9	RPD	
SD	962752-2		0.00170			0.01001		% Diff.	10/05/96 0144
ISB		960929R	0.47736		0.5000		95.5	% REC	10/05/96 0150
CRI		960929S	0.00050		0.002500		20.0	% REC	10/05/96 0156
CCV		960809Z	2.46943		2.5		98.8	% REC	10/05/96 0207
CCB		960920Z	-0.00080						10/05/96 0216

Test Method.....: SW-846 6010A Batch.....: 14069 Analyst...: smh
Method Description.: Metals Analysis (ICAP) Reporting Limit...: 0.5
Parameter.....: Magnesium (Mg) Units.....: mg/L

QC	Lab ID	Reagent	QC Result	QC Result	True Value	Orig. Value	Calc. Result	Units	Date/Time
ICV		960412S	95.22320		100.000000		95.2	% REC	10/04/96 0928
ICB		960920Z	0.03652						10/04/96 0950
ISA		960929U	562.78613		500		112.6	% REC	10/04/96 0955
ISB		960929R	533.98535		500		106.8	% REC	10/04/96 0959
MB		1003	0.04058						10/04/96 1011
CCV		960821M	101.66471		100.00		101.7	% REC	10/04/96 1121
CCB		960920Z	-0.00235						10/04/96 1259
MD	962729-2		2.28601			2.29308	0.00707	ABS Diff.	10/04/96 1333
CCV		960821M	99.62763		100.00		99.6	% REC	10/04/96 1336
CCB		960920Z	0.00000						10/04/96 1344
SD	962729-2		0.05184			0.38414		% Diff.	10/04/96 1403
MD	962642-4		28.91921			29.84304	3.1	RPD	10/04/96 1424
CCV		960821M	97.30863		100.00		97.3	% REC	10/04/96 1427
CCB		960920Z	0.02592						10/04/96 1442
SD	962642-7		3.34181			17.03195	1.9	% Diff.	10/04/96 1455
MS	962684-1	960917G	83.89423		50.000	26.15478	115.5	% REC	10/04/96 1516
MSD	962684-1	960917G	81.74020	83.89423	50.000	26.15478	111.2	% REC	10/04/96 1518
							2.6	RPD	
CCV		960821M	100.53262		100.00		100.5	% REC	10/04/96 1520
CCB		960920Z	0.02592						10/04/96 1533
PDS	962684-1	960917G	74.00311		50.000	26.15478	95.7	% REC	10/04/96 1653
PSD	962684-1	960917G	73.72502	74.00311	50.000	26.15478	95.1	% REC	10/04/96 1657
							0.4	RPD	
CCV		960821M	103.30410		100.00		103.3	% REC	10/04/96 1750

The analytical results, opinions or interpretations contained in this report are based upon information and material supplied by the client for whose exclusive and confidential use this report has been made. The analytical results, opinions or interpretations expressed represent the best judgment of Core Laboratories. Core Laboratories, however, makes no warranty or representation, express or implied, of any type, and expressly disclaims same as to the productivity, proper operations or profitableness of any oil, gas, coal or other mineral, property, well or sand in connection with which such report is used or relied upon for any reason whatsoever. This report shall not be reproduced, in whole or in part, without the written approval of Core Laboratories.

CORELAB

CORE LABORATORIES

QUALITY CONTROL RESULTS

Job Number: 962701 Date: 10/21/96

CUSTOMER: Daniel B. Stephens & Associates PROJECT: 6033.2 ATTN: Bob Marley

Test Method.....: SW-846 6010A
Method Description.: Metals Analysis (ICAP)
Parameter.....: Magnesium (Mg)
Batch.....: 14069
Reporting Limit...: 0.5
Units.....: mg/L
Analyst...: smh

QC	Lab ID	Reagent	QC Result	QC Result	True Value	Orig. Value	Calc. Result	Units	Date/Time
CCB		960920Z	-0.00235						10/04/96 1805
CCV		960821M	99.74072		100.00		99.7	% REC	10/04/96 2036
CCB		960920Z	-0.00000						10/04/96 2112
MB		1004	-0.03501						10/04/96 2208
CCV		960821M	97.54393		100.00		97.5	% REC	10/04/96 2219
CCB		960920Z	-0.03361						10/04/96 2243
LCS		960912Y	189.27467		200.0		94.6	% REC	10/04/96 2249
LCS		960912Y	104.39201		100.000000		104.4	% REC	10/04/96 2252
MD	962756-1		0.22546			0.12323	0.10223	ABS Diff.	10/04/96 2259
CCV		960821M	103.07589		100.00		103.1	% REC	10/04/96 2321
CCB		960920Z	-0.01315						10/04/96 2353
MD	962701-7		219.19665			226.02386	3.1	RPD	10/05/96 0008
CCV		960821M	103.41265		100.00		103.4	% REC	10/05/96 0024
CCB		960920Z	0.01135						10/05/96 0039
CCV		960821M	98.28845		100.00		98.3	% REC	10/05/96 0106
CCB		960920Z	0.01515						10/05/96 0125
MS	962752-2	960917G	58.78215		50.000	10.93821	95.7	% REC	10/05/96 0138
MSD	962752-2	960917G	60.10205	58.78215	50.000	10.93821	98.3	% REC	10/05/96 0142
							2.2	RPD	
SD	962752-2		2.25963			10.93821	-3.3	% Diff.	10/05/96 0144
ISA		960929U	507.83233		500		101.6	% REC	10/05/96 0146
ISB		960929R	482.59741		500		96.5	% REC	10/05/96 0150
CCV		960821M	104.66958		100.00		104.7	% REC	10/05/96 0159
CCB		960920Z	0.00505						10/05/96 0216

Test Method.....: SW-846 6010A
Method Description.: Metals Analysis (ICAP)
Parameter.....: Manganese (Mn)
Batch.....: 14069
Reporting Limit...: 0.01
Units.....: mg/L
Analyst...: smh

QC	Lab ID	Reagent	QC Result	QC Result	True Value	Orig. Value	Calc. Result	Units	Date/Time
ICV		960716T	1.98354		2.00		99.2	% REC	10/04/96 0909
ICB		960920Z	0.00018						10/04/96 0950
ISB		960929R	0.53919		0.5000		107.8	% REC	10/04/96 0959
MB		1003	0.00055						10/04/96 1011
LCS		960923H	1.07404		1.00		107.4	% REC	10/04/96 1012
CRI		960929S	0.00576		0.005000		115.2	% REC	10/04/96 1030
CCV		960809Z	5.11907		5.0		102.4	% REC	10/04/96 1133
CCB		960920Z	0.00000						10/04/96 1259
MD	962729-2		1.25628			1.21611	3.2	RPD	10/04/96 1333
CCV		960809Z	5.06433		5.0		101.3	% REC	10/04/96 1339
CCB		960920Z	0.00042						10/04/96 1344
SD	962729-2		0.04383			0.22506	2.6	% Diff.	10/04/96 1403
MD	962642-4		3.88949			4.00981	3.0	RPD	10/04/96 1424
CCV		960809Z	4.91338		5.0		98.3	% REC	10/04/96 1432
CCB		960920Z	-0.00000						10/04/96 1442
SD	962642-7		0.07214			0.36177	0.3	% Diff.	10/04/96 1455
MS	962684-1	960917G	4.66928		1.000	3.22676	144.3	% REC	10/04/96 1516
MSD	962684-1	960917G	4.59960	4.66928	1.000	3.22676	137.3	% REC	10/04/96 1518
							1.5	RPD	
CCV		960809Z	5.07244		5.0		101.4	% REC	10/04/96 1523
CCB		960920Z	-0.00000						10/04/96 1533

The analytical results, opinions or interpretations contained in this report are based upon information and material supplied by the client for whose exclusive and confidential use this report has been made. The analytical results, opinions or interpretations expressed represent the best judgment of Core Laboratories. Core Laboratories, however, makes no warranty or representation, express or implied, of any type, and expressly disclaims same as to the productivity, proper operations or profitableness of any oil, gas, coal or other mineral property, well or sand in connection with which such report is used or relied upon for any reason whatsoever. This report shall not be reproduced, in whole or in part, without the written approval of Core Laboratories.

CORE LABORATORIES

QUALITY CONTROL RESULTS

Job Number: 962701 Date: 10/21/96

CUSTOMER: Daniel B. Stephens & Associates PROJECT: 6033.2 ATTN: Bob Marley

Test Method.....: SW-846 6010A
Method Description.: Metals Analysis (ICAP)
Parameter.....: Manganese (Mn)
Batch.....: 14069
Reporting Limit...: 0.01
Units.....: mg/L
Analyst...: smh

QC	Lab ID	Reagent	QC Result	QC Result	True Value	Orig. Value	Calc. Result	Units	Date/Time
PDS	962684-1	960917G	4.01431		1.000	3.22676	78.8	% REC	10/04/96 1653
PSD	962684-1	960917G	4.00802	4.01431	1.000	3.22676	78.1	% REC	10/04/96 1657
							0.2	RPD	
CCV		960809Z	5.21196		5.0		104.2	% REC	10/04/96 1754
CCB		960920Z	0.00063						10/04/96 1805
CCV		960809Z	4.89625		5.0		97.9	% REC	10/04/96 2102
CCB		960920Z	0.00013						10/04/96 2112
MB		1004	0.00041						10/04/96 2208
LCS		961003H	0.94799		1.00		94.8	% REC	10/04/96 2216
CCV		960809Z	4.90175		5.0		98.0	% REC	10/04/96 2221
CCB		960920Z	0.00041						10/04/96 2243
MD	962756-1		0.04499			0.04335	0.00164	ABS Diff.	10/04/96 2259
CCV		960809Z	5.00629		5.0		100.1	% REC	10/04/96 2327
CCB		960920Z	0.00000						10/04/96 2353
MD	962701-7		0.21526			0.22602	4.9	RPD	10/05/96 0008
CCV		960809Z	5.06534		5.0		101.3	% REC	10/05/96 0031
CCB		960920Z	0.00025						10/05/96 0039
CCV		960809Z	4.78509		5.0		95.7	% REC	10/05/96 0114
CCB		960920Z	0.00051						10/05/96 0125
MS	962752-2	960917G	1.81329		1.000	0.92294	89.0	% REC	10/05/96 0138
MSD	962752-2	960917G	1.85580	1.81329	1.000	0.92294	93.3	% REC	10/05/96 0142
							2.3	RPD	
SD	962752-2		0.18987			0.92294	-2.9	% Diff.	10/05/96 0144
ISB		960929R	0.43684		0.5000		87.4	% REC	10/05/96 0150
CRI		960929S	0.00376		0.005000		75.2	% REC	10/05/96 0156
CCV		960809Z	4.98262		5.0		99.7	% REC	10/05/96 0207
CCB		960920Z	0.00075						10/05/96 0216

Test Method.....: SW-846 6010A
Method Description.: Metals Analysis (ICAP)
Parameter.....: Silver (Ag)
Batch.....: 14069
Reporting Limit...: 0.01
Units.....: mg/L
Analyst...: smh

QC	Lab ID	Reagent	QC Result	QC Result	True Value	Orig. Value	Calc. Result	Units	Date/Time
ICV		960501Q	1.03457		1.00		103.5	% REC	10/04/96 0917
ICB		960920Z	0.00421						10/04/96 0950
ISB		960929R	1.08101		1.000		108.1	% REC	10/04/96 0959
MB		1003	0.00377						10/04/96 1011
LCS		960923H	1.13503		1.00		113.5	% REC	10/04/96 1012
CRI		960929S	0.00579		0.005000		115.8	% REC	10/04/96 1030
CCV		960821M	2.52216		2.500		100.9	% REC	10/04/96 1121
CCB		960920Z	-0.00035						10/04/96 1259
MS	962729-1	960917G	0.83300		1.000	-0.00080	83.4	% REC	10/04/96 1309
MSD	962729-1	960917G	0.86072	0.83300	1.000	-0.00080	86.2	% REC	10/04/96 1311
							3.3	RPD	
MD	962729-2		-0.00308			-0.00028	0.00280	ABS Diff.	10/04/96 1333
CCV		960821M	2.48373		2.500		99.3	% REC	10/04/96 1336
CCB		960920Z	-0.00043						10/04/96 1344
SD	962729-2		-0.00196			0.00064		% Diff.	10/04/96 1403
MS	962642-5	960917G	1.07641		1.000	-0.00305	107.9	% REC	10/04/96 1415
MSD	962642-5	960917G	1.09470	1.07641	1.000	-0.00305	109.8	% REC	10/04/96 1418
							1.7	RPD	

The analytical results, opinions or interpretations contained in this report are based upon information and material supplied by the client for whose exclusive and confidential use this report has been made. The analytical results, opinions or interpretations expressed represent the best judgment of Core Laboratories. Core Laboratories, however, makes no warranty or representation, express or implied, of any type, and expressly disclaims same as to the productivity, proper operations or profitableness of any oil, gas, coal or other mineral, property, well or sand in connection with which such report is used or relied upon for any reason whatsoever. This report shall not be reproduced, in whole or in part, without the written approval of Core Laboratories.

CORE LABORATORIES

QUALITY CONTROL RESULTS

Job Number: 962701 Date: 10/21/96

CUSTOMER: Daniel B. Stephens & Associates PROJECT: 6033.2 ATTN: Bob Marley

Test Method.....: SW-846 6010A
Method Description.: Metals Analysis (ICAP)
Parameter.....: Silver (Ag)
Batch.....: 14069
Reporting Limit...: 0.01
Units.....: mg/L
Analyst...: smh

QC	Lab ID	Reagent	QC Result	QC Result	True Value	Orig. Value	Calc. Result	Units	Date/Time
MD	962642-4		-0.00029			-0.00113	0.00084	ABS Diff.	10/04/96 1424
CCV		960821M	2.44166		2.500		97.7	% REC	10/04/96 1427
CCB		960920Z	0.00158						10/04/96 1442
SD	962642-7		-0.00110			0.00009		% Diff.	10/04/96 1455
MS	962673-7	960917G	1.13525		1.000	0.00335	113.2	% REC	10/04/96 1508
MSD	962673-7	960917G	1.11656	1.13525	1.000	0.00335	111.3	% REC	10/04/96 1510
							1.7	RPD	
MS	962684-1	960917G	1.12850		1.000	0.00356	112.5	% REC	10/04/96 1516
MSD	962684-1	960917G	1.09288	1.12850	1.000	0.00356	108.9	% REC	10/04/96 1518
							3.2	RPD	
CCV		960821M	2.49861		2.500		99.9	% REC	10/04/96 1520
CCB		960920Z	0.00447						10/04/96 1533
PDS	962684-1	960917G	1.01403		1.000	0.00356	101.0	% REC	10/04/96 1653
PSD	962684-1	960917G	1.01035	1.01403	1.000	0.00356	100.7	% REC	10/04/96 1657
							0.4	RPD	
CCV		960821M	2.51995		2.500		100.8	% REC	10/04/96 1750
CCB		960920Z	-0.00007						10/04/96 1805
CCV		960821M	2.45354		2.500		98.1	% REC	10/04/96 2036
CCB		960920Z	-0.00233						10/04/96 2112
MB		1004	0.00102						10/04/96 2208
LCS		961003H	0.95297		1.00		95.3	% REC	10/04/96 2216
CCV		960821M	2.56563		2.500		102.6	% REC	10/04/96 2219
CCB		960920Z	0.00446						10/04/96 2243
MD	962756-1		0.00311			0.00614	0.00303	ABS Diff.	10/04/96 2259
CCV		960821M	2.53079		2.500		101.2	% REC	10/04/96 2321
CCB		960920Z	-0.00083						10/04/96 2353
MD	962701-7		0.00180			0.00694	0.00514	ABS Diff.	10/05/96 0008
CCV		960821M	2.39998		2.500		96.0	% REC	10/05/96 0024
CCB		960920Z	-0.00008						10/05/96 0039
CCV		960821M	2.44153		2.500		97.7	% REC	10/05/96 0106
CCB		960920Z	-0.00216						10/05/96 0125
MS	962752-2	960917G	0.85168		1.000	-0.00280	85.4	% REC	10/05/96 0138
MSD	962752-2	960917G	0.93672	0.85168	1.000	-0.00280	94.0	% REC	10/05/96 0142
							9.5	RPD	
SD	962752-2		-0.00229			-0.00280		% Diff.	10/05/96 0144
ISB		960929R	0.84872		1.000		84.9	% REC	10/05/96 0150
CRI		960929S	0.00528		0.005000		105.6	% REC	10/05/96 0156
CCV		960821M	2.56251		2.500		102.5	% REC	10/05/96 0159
CCB		960920Z	0.00078						10/05/96 0216

Test Method.....: SW-846 6010A
Method Description.: Metals Analysis (ICAP)
Parameter.....: Sodium (Na)
Batch.....: 14069
Reporting Limit...: 1
Units.....: mg/L
Analyst...: smh

QC	Lab ID	Reagent	QC Result	QC Result	True Value	Orig. Value	Calc. Result	Units	Date/Time
ICV		960412S	98.06381		100.000000		98.1	% REC	10/04/96 0928
ICB		960920Z	0.02506						10/04/96 0950
MB		1003	-0.02053						10/04/96 1011
CRI		960929S	0.02805		0.150000		18.7	% REC	10/04/96 1030
CCV		960821M	51.27048		50.000		102.5	% REC	10/04/96 1121
CCB		960920Z	-0.02575						10/04/96 1259

The analytical results, opinions or interpretations contained in this report are based upon information and material supplied by the client for whose exclusive and confidential use this report has been made. The analytical results, opinions or interpretations expressed represent the best judgment of Core Laboratories. Core Laboratories, however, makes no warranty or representation, express or implied, of any type, and expressly disclaims same as to the productivity, proper operations or profitableness of any oil, gas, coal or other mineral, property, well or sand in connection with which such report is used or relied upon for any reason whatsoever. This report shall not be reproduced, in whole or in part, without the written approval of Core Laboratories.

CORE LABORATORIES

QUALITY CONTROL RESULTS

Job Number: 962701 Date: 10/21/96

CUSTOMER: Daniel B. Stephens & Associates PROJECT: 6033.2 ATTN: Bob Marley

Test Method.....: SW-846 6010A
Method Description.: Metals Analysis (ICAP)
Parameter.....: Sodium (Na)
Batch.....: 14069
Reporting Limit...: 1
Units.....: mg/L
Analyst...: smh

QC	Lab ID	Reagent	QC Result	QC Result	True Value	Orig. Value	Calc. Result	Units	Date/Time
MD	962729-2		33.42335			32.72753	2.1	RPD	10/04/96 1333
CCV		960821M	51.65035		50.000		103.3	% REC	10/04/96 1336
CCB		960920Z	0.00422						10/04/96 1344
SD	962729-2		0.80418			4.75922	15.5	% Diff.	10/04/96 1403
CCV		960821M	50.42575		50.000		100.9	% REC	10/04/96 1427
CCB		960920Z	-0.00605						10/04/96 1442
SD	962642-7		8.67356			57.33866	24.4	% Diff.	10/04/96 1455
CCV		960821M	52.08865		50.000		104.2	% REC	10/04/96 1520
CCB		960920Z	-0.01169						10/04/96 1533
CCV		960821M	51.24793		50.000		102.5	% REC	10/04/96 1750
CCB		960920Z	-0.00134						10/04/96 1805
CCV		960821M	48.54512		50.000		97.1	% REC	10/04/96 2036
CCB		960920Z	0.00527						10/04/96 2112
MB		1004	-0.01482						10/04/96 2208
CCV		960821M	49.29973		50.000		98.6	% REC	10/04/96 2219
CCB		960920Z	-0.04041						10/04/96 2243
LCS		960912Y	208.14733		200.0		104.1	% REC	10/04/96 2249
LCS		960912Y	105.72954		100.000000		105.7	% REC	10/04/96 2252
CCV		960821M	51.01238		50.000		102.0	% REC	10/04/96 2321
CCB		960920Z	-0.01465						10/04/96 2353
MD	962701-7		299.97640			306.57098	2.2	RPD	10/05/96 0008
MD	962701-7		22.40180			24.25960	8.0	RPD	10/05/96 0013
CCV		960821M	48.24951		50.000		96.5	% REC	10/05/96 0024
CCB		960920Z	0.01048						10/05/96 0039
CCV		960821M	50.74597		50.000		101.5	% REC	10/05/96 0106
CCB		960920Z	0.01623						10/05/96 0125
MS	962752-2	960917G	73.16284		50.000	21.48034	103.4	% REC	10/05/96 0138
MSD	962752-2	960917G	74.09606	73.16284	50.000	21.48034	105.2	% REC	10/05/96 0142
							1.3	RPD	
SD	962752-2		3.24410			21.48034	24.5	% Diff.	10/05/96 0144
CRI		960929S	0.09700		0.150000		64.7	% REC	10/05/96 0156
CCV		960821M	48.15589		50.000		96.3	% REC	10/05/96 0159
CCB		960920Z	0.01814						10/05/96 0216

Test Method.....: SW-846 6010A
Method Description.: Metals Analysis (ICAP Trace)
Parameter.....: Lead (Pb)
Batch.....: 14069
Reporting Limit...: 0.05
Units.....: mg/L
Analyst...: smh

QC	Lab ID	Reagent	QC Result	QC Result	True Value	Orig. Value	Calc. Result	Units	Date/Time
ICV		960716T	1.97746		2.00		98.9	% REC	10/04/96 0909
ICB		960920Z	-0.00174						10/04/96 0950
ISB		960929R	1.11877		1.000		111.9	% REC	10/04/96 0959
MB		1003	-0.00161						10/04/96 1011
LCS		960923H	1.07529		1.00		107.5	% REC	10/04/96 1012
CRI		960929S	0.00088		0.002500		35.2	% REC	10/04/96 1030
CCV		960809Z	1.02804		1.0		102.8	% REC	10/04/96 1133
CCB		960920Z	-0.00032						10/04/96 1259
MS	962729-1	960917G	1.08443		1.000	0.92576	15.9	% REC	10/04/96 1319
MSD	962729-1	960917G	1.13897	1.08443	1.000	0.92576	21.3	% REC	10/04/96 1324
							4.9	RPD	
PDS	962729-1	960917G	1.82889		1.000	0.92576	90.3	% REC	10/04/96 1326

The analytical results, opinions or interpretations contained in this report are based upon information and material supplied by the client for whose exclusive and confidential use this report has been made. The analytical results, opinions or interpretations expressed represent the best judgment of Core Laboratories. Core Laboratories, however, makes no warranty or representation, express or implied, of any type, and expressly disclaims same as to the productivity, proper operations or profitableness of any oil, gas, coal, or other mineral, property, well or sand in connection with which such report is used or relied upon for any reason whatsoever. This report shall not be reproduced, in whole or in part, without the written approval of Core Laboratories.

CORE LABORATORIES

QUALITY CONTROL RESULTS

Job Number: 962701 Date: 10/21/96

CUSTOMER: Daniel B. Stephens & Associates PROJECT: 6033.2 ATTN: Bob Marley

Test Method.....: SW-846 6010A Batch.....: 14069 Analyst...: smh
Method Description.: Metals Analysis (ICAP Trace) Reporting Limit...: 0.05
Parameter.....: Lead (Pb) Units.....: mg/L

QC	Lab ID	Reagent	QC Result	QC Result	True Value	Orig. Value	Calc. Result	Units	Date/Time
PSD	962729-1	960917G	1.84218	1.82889	1.000	0.92576	91.6	% REC	10/04/96 1328
							0.7	RPD	
MD	962729-2		4.83273			5.78083	17.9	RPD	10/04/96 1333
CCV		960809Z	1.01184		1.0		101.2	% REC	10/04/96 1339
CCB		960920Z	-0.00022						10/04/96 1344
MD	962729-2		0.88643			1.06459	18.3	RPD	10/04/96 1401
SD	962729-2		0.21479			1.06459	-0.9	% Diff.	10/04/96 1403
MS	962642-5	960917G	1.11855		1.000	0.00602	111.3	% REC	10/04/96 1415
MSD	962642-5	960917G	1.09893	1.11855	1.000	0.00602	109.3	% REC	10/04/96 1418
							1.8	RPD	
MD	962642-4		0.01172			0.01107	0.00065	ABS Diff.	10/04/96 1424
CCV		960809Z	0.97487		1.0		97.5	% REC	10/04/96 1432
CCB		960920Z	0.00281						10/04/96 1442
SD	962642-7		0.00031			0.00400		% Diff.	10/04/96 1455
MS	962673-7	960917G	1.16798		1.000	0.01780	115.0	% REC	10/04/96 1508
MSD	962673-7	960917G	1.15667	1.16798	1.000	0.01780	113.9	% REC	10/04/96 1510
							1.0	RPD	
MS	962684-1	960917G	1.16115		1.000	0.00379	115.7	% REC	10/04/96 1516
MSD	962684-1	960917G	1.12879	1.16115	1.000	0.00379	112.5	% REC	10/04/96 1518
							2.8	RPD	
CCV		960809Z	1.00779		1.0		100.8	% REC	10/04/96 1523
CCB		960920Z	0.00242						10/04/96 1533
PDS	962684-1	960917G	1.03276		1.000	0.00379	102.9	% REC	10/04/96 1653
PSD	962684-1	960917G	1.02910	1.03276	1.000	0.00379	102.5	% REC	10/04/96 1657
							0.4	RPD	
CCV		960809Z	1.03312		1.0		103.3	% REC	10/04/96 1754
CCB		960920Z	-0.00053						10/04/96 1805
CCV		960809Z	0.96919		1.0		96.9	% REC	10/04/96 2102
CCB		960920Z	-0.00004						10/04/96 2112
MB		1004	-0.00052						10/04/96 2208
LCS		961003H	0.91590		1.00		91.6	% REC	10/04/96 2216
CCV		960809Z	1.00671		1.0		100.7	% REC	10/04/96 2221
CCB		960920Z	-0.00236						10/04/96 2243
MD	962756-1		-0.01246			-0.00898	0.00348	ABS Diff.	10/04/96 2259
CCV		960809Z	1.00694		1.0		100.7	% REC	10/04/96 2327
CCB		960920Z	0.00018						10/04/96 2353
MD	962701-7		0.00517			0.00366	0.00151	ABS Diff.	10/05/96 0008
CCV		960809Z	0.99882		1.0		99.9	% REC	10/05/96 0031
CCB		960920Z	0.00220						10/05/96 0039
CCV		960809Z	0.96277		1.0		96.3	% REC	10/05/96 0114
CCB		960920Z	0.00037						10/05/96 0125
MS	962752-2	960917G	0.87568		1.000	0.00208	87.4	% REC	10/05/96 0138
MSD	962752-2	960917G	0.89736	0.87568	1.000	0.00208	89.5	% REC	10/05/96 0142
							2.4	RPD	
SD	962752-2		0.00242			0.00208		% Diff.	10/05/96 0144
ISB		960929R	0.87577		1.000		87.6	% REC	10/05/96 0150
CRI		960929S	0.00822		0.002500		328.8	% REC	10/05/96 0156
CCV		960809Z	0.99000		1.0		99.0	% REC	10/05/96 0207
CCB		960920Z	0.00064						10/05/96 0216

The analytical results, opinions or interpretations contained in this report are based upon information and material supplied by the client for whose exclusive and confidential use this report has been made. The analytical results, opinions or interpretations expressed represent the best judgment of Core Laboratories. Core Laboratories, however, makes no warranty or representation, express or implied, of any type, and expressly disclaims same as to the productivity, proper operations or profitableness of any oil, gas, coal or other mineral, property, well or sand in connection with which such report is used or relied upon for any reason whatsoever. This report shall not be reproduced, in whole or in part, without the written approval of Core Laboratories.

CORE LABORATORIES

QUALITY CONTROL RESULTS

Job Number: 962701 Date: 10/21/96

CUSTOMER: Daniel B. Stephens & Associates PROJECT: 6033.2 ATTN: Bob Marley

Test Method.....: SW-846 6010A Batch.....: 14069 Analyst...: smh
Method Description.: Metals Analysis (ICAP Trace) Reporting Limit...: 0.1
Parameter.....: Selenium (Se) Units.....: mg/L

QC	Lab ID	Reagent	QC Result	QC Result	True Value	Orig. Value	Calc. Result	Units	Date/Time
ICV		960716T	2.06049		2.00		103.0	% REC	10/04/96 0909
ICB		960920Z	0.00550						10/04/96 0950
ISB		960929R	1.05860		1.000		105.9	% REC	10/04/96 0959
MB		1003	0.00038						10/04/96 1011
LCS		960923H	1.03035		1.00		103.0	% REC	10/04/96 1012
CRI		960929S	0.00505		0.002500		202.0	% REC	10/04/96 1030
CCV		960809Z	2.58389		2.5		103.4	% REC	10/04/96 1133
CCB		960920Z	0.00476						10/04/96 1259
MS	962729-1	960917G	0.99998		1.000	-0.00044	100.0	% REC	10/04/96 1309
MSD	962729-1	960917G	1.03941	0.99998	1.000	-0.00044	104.0	% REC	10/04/96 1311
							3.9	RPD	
MD	962729-2		0.00007			0.00262	0.00255	ABS Diff.	10/04/96 1333
CCV		960809Z	2.51706		2.5		100.7	% REC	10/04/96 1339
CCB		960920Z	-0.00275						10/04/96 1344
SD	962729-2		0.00262			0.00062		% Diff.	10/04/96 1403
MD	962642-4		0.00676			0.00768	0.00092	ABS Diff.	10/04/96 1424
CCV		960809Z	2.43556		2.5		97.4	% REC	10/04/96 1432
CCB		960920Z	-0.00533						10/04/96 1442
SD	962642-7		0.00139			0.00471		% Diff.	10/04/96 1455
MS	962684-1	960917G	1.04151		1.000	-0.00165	104.3	% REC	10/04/96 1516
MSD	962684-1	960917G	1.00463	1.04151	1.000	-0.00165	100.6	% REC	10/04/96 1518
							3.6	RPD	
CCV		960809Z	2.52822		2.5		101.1	% REC	10/04/96 1523
CCB		960920Z	0.00518						10/04/96 1533
PDS	962684-1	960917G	0.94077		1.000	-0.00165	94.2	% REC	10/04/96 1653
PSD	962684-1	960917G	0.93034	0.94077	1.000	-0.00165	93.2	% REC	10/04/96 1657
							1.1	RPD	
CCV		960809Z	2.59201		2.5		103.7	% REC	10/04/96 1754
CCB		960920Z	0.00188						10/04/96 1805
CCV		960809Z	2.49593		2.5		99.8	% REC	10/04/96 2102
CCB		960920Z	-0.00056						10/04/96 2112
MB		1004	0.00113						10/04/96 2208
LCS		961003H	0.90543		1.00		90.5	% REC	10/04/96 2216
CCV		960809Z	2.49262		2.5		99.7	% REC	10/04/96 2221
CCB		960920Z	0.00006						10/04/96 2243
MD	962756-1		-0.00959			0.00453	0.01412	ABS Diff.	10/04/96 2259
CCV		960809Z	2.61471		2.5		104.6	% REC	10/04/96 2327
CCB		960920Z	-0.00179						10/04/96 2353
MD	962701-7		0.00523			-0.00192	0.00715	ABS Diff.	10/05/96 0008
CCV		960809Z	2.55340		2.5		102.1	% REC	10/05/96 0031
CCB		960920Z	0.00642						10/05/96 0039
CCV		960809Z	2.61686		2.5		104.7	% REC	10/05/96 0114
CCB		960920Z	-0.00691						10/05/96 0125
MS	962752-2	960917G	0.96484		1.000	-0.01359	97.8	% REC	10/05/96 0138
MSD	962752-2	960917G	0.96776	0.96484	1.000	-0.01359	98.1	% REC	10/05/96 0142
							0.3	RPD	
SD	962752-2		-0.00529			-0.01359		% Diff.	10/05/96 0144
ISB		960929R	0.97572		1.000		97.6	% REC	10/05/96 0150
CRI		960929S	-0.00426		0.002500		-170.4	% REC	10/05/96 0156
CCV		960809Z	2.54221		2.5		101.7	% REC	10/05/96 0207
CCB		960920Z	-0.00268						10/05/96 0216

The analytical results, opinions or interpretations contained in this report are based upon information and material supplied by the client for whose exclusive and confidential use this report has been made. The analytical results, opinions or interpretations expressed represent the best judgment of Core Laboratories. Core Laboratories, however, makes no warranty or representation, express or implied, of any type, and expressly disclaims same as to the productivity, proper operations or profitableness of any oil, gas, coal or other minerals, property, well or sand in connection with which such report is used or relied upon for any reason whatsoever. This report shall not be reproduced, in whole or in part, without the written approval of Core Laboratories.

CORE LABORATORIES

QUALITY CONTROL RESULTS

Job Number: 962701 Date: 10/21/96

CUSTOMER: Daniel B. Stephens & Associates PROJECT: 6033.2 ATTN: Bob Marley

Test Method.....: SW-846 7470 Batch.....: 14079 Analyst...: lmt
Method Description.: Mercury (CVAA) Reporting Limit...: 0.0002
Parameter.....: Mercury (Hg) Units.....: mg/L

QC	Lab ID	Reagent	QC Result	QC Result	True Value	Orig. Value	Calc. Result	Units	Date/Time
ICV		960624G	0.003830		0.004000		95.8	% REC	10/05/96 1510
ICB		10056	0.000112						10/05/96 1511
MB		1004	0.000112						10/05/96 1512
CCV		960930N	0.005279		0.005000		105.6	% REC	10/05/96 1524
CCB		10056	-0.000045						10/05/96 1526
CCV		960930N	0.005474		0.005000		109.5	% REC	10/05/96 1539
CCB		10056	-0.000162						10/05/96 1540
MS	962729-1	960930N	0.005240		0.005000	0.000033	104.1	% REC	10/05/96 1541
MD	962729-2		0.000033			0.000151	0.00011	ABS Diff.	10/05/96 1545
CCV		960930N	0.005122		0.005000		102.4	% REC	10/05/96 1553
CCB		10056	-0.000045						10/05/96 1554
MB		1004	0.000033						10/05/96 1600
MB		1004	0.000033						10/05/96 1601
LCS		960097	0.001521		0.00150		101.4	% REC	10/05/96 1603
MD	962638-1		0.000190			0.000151	0.00003	ABS Diff.	10/05/96 1605
CCV		960930N	0.005240		0.005000		104.8	% REC	10/05/96 1607
CCB		10056	0.000151						10/05/96 1609
MS	962638-2	960930N	0.005553		0.005000	0.000268	105.7	% REC	10/05/96 1610
CCV		960930N	0.005240		0.005000		104.8	% REC	10/05/96 1622
CCB		10056	0.000032						10/05/96 1623
CCV		960930N	0.005122		0.005000		102.4	% REC	10/05/96 1629
CCB		10056	0.000112						10/05/96 1630

Test Method.....: SW-846 7471 Batch.....: 14079 Analyst...: lmt
Method Description.: Mercury (CVAA) Reporting Limit...: 0.0002
Parameter.....: Mercury (Hg) Units.....: mg/L

QC	Lab ID	Reagent	QC Result	QC Result	True Value	Orig. Value	Calc. Result	Units	Date/Time
ICV		960624G	0.003830		0.004000		95.8	% REC	10/05/96 1510
ICB		10056	0.000112						10/05/96 1511
MB		1004	0.000112						10/05/96 1512
CCV		960930N	0.005279		0.005000		105.6	% REC	10/05/96 1524
CCB		10056	-0.000045						10/05/96 1526
CCV		960930N	0.005474		0.005000		109.5	% REC	10/05/96 1539
CCB		10056	-0.000162						10/05/96 1540
MS	962729-1	960930N	0.005240		0.005000	0.000033	104.1	% REC	10/05/96 1541
MD	962729-2		0.000033			0.000151	0.00011	ABS Diff.	10/05/96 1545
CCV		960930N	0.005122		0.005000		102.4	% REC	10/05/96 1553
CCB		10056	-0.000045						10/05/96 1554
MB		1004	0.000033						10/05/96 1600
MB		1004	0.000033						10/05/96 1601
LCS		960097	0.001521		0.00150		101.4	% REC	10/05/96 1603
MD	962638-1		0.000190			0.000151	0.00003	ABS Diff.	10/05/96 1605
CCV		960930N	0.005240		0.005000		104.8	% REC	10/05/96 1607
CCB		10056	0.000151						10/05/96 1609
MS	962638-2	960930N	0.005553		0.005000	0.000268	105.7	% REC	10/05/96 1610
CCV		960930N	0.005240		0.005000		104.8	% REC	10/05/96 1622
CCB		10056	0.000032						10/05/96 1623
CCV		960930N	0.005122		0.005000		102.4	% REC	10/05/96 1629
CCB		10056	0.000112						10/05/96 1630

The analytical results, opinions or interpretations contained in this report are based upon information and material supplied by the client for whose exclusive and confidential use this report has been made. The analytical results, opinions or interpretations expressed represent the best judgment of Core Laboratories. Core Laboratories, however, makes no warranty or representation, express or implied, of any type, and expressly disclaims same as to the productivity, proper operations or profitableness of any oil, gas, coal or other mineral property, well or sand in connection with which such report is used or relied upon for any reason whatsoever. This report shall not be reproduced, in whole or in part, without the written approval of Core Laboratories

CORE LABORATORIES

QUALITY CONTROL RESULTS

Job Number: 962701 Date: 10/21/96

CUSTOMER: Daniel B. Stephens & Associates PROJECT: 6033.2 ATTN: Bob Marley

Test Method.....: SW-846 6010A
Method Description.: Metals Analysis (ICAP)
Parameter.....: Potassium (K)

Batch.....: 14137
Reporting Limit...: 0.3
Units.....: mg/L

Analyst...: gag

QC	Lab ID	Reagent	QC Result	QC Result	True Value	Orig. Value	Calc. Result	Units	Date/Time
ICV		960412T	46.49353		50.000000		93.0	% REC	10/07/96 1938
ICB		960920Z	-0.08113						10/07/96 2031
ISB		960929R	8.25638		10.000		82.6	% REC	10/07/96 2039
MB		1004	0.03724						10/07/96 2102
LCS		960912Y	46.42146		50.000000		92.8	% REC	10/07/96 2106
MD	962701-7		4.99107			5.26127	5.3	RPD	10/07/96 2122
CCV		960821M	96.54833		100.00		96.5	% REC	10/07/96 2125
CCB		960920Z	0.07827						10/07/96 2144
MS	962752-2	960917G	50.60842		50.000	1.67061	97.9	% REC	10/07/96 2152
MB		1007	-0.01960						10/07/96 2158
LCS		960912Y	51.20744		50.000000		102.4	% REC	10/07/96 2210
MD	962718-2		4.50217			4.39020	2.5	RPD	10/07/96 2215
MS	962718-4	960917G	50.68079		50.000	1.46468	98.4	% REC	10/07/96 2220
CCV		960821M	96.52394		100.00		96.5	% REC	10/07/96 2223
CCB		960920Z	0.01273						10/07/96 2235
PDS	962718-4	960917G	49.43554		50.000	1.46468	95.9	% REC	10/07/96 2242
ISB		960929R	8.44958		10.000		84.5	% REC	10/08/96 0027
CCV		960821M	92.74407		100.00		92.7	% REC	10/08/96 0044
CCB		960920Z	-0.02425						10/08/96 0113

Test Method.....: SW-846 6010A
Method Description.: Metals Analysis (ICAP)
Parameter.....: Arsenic (As)

Batch.....: 14180
Reporting Limit...: 0.05
Units.....: mg/L

Analyst...: smh

QC	Lab ID	Reagent	QC Result	QC Result	True Value	Orig. Value	Calc. Result	Units	Date/Time
ICV		960429Z	1.92494		2.00		96.2	% REC	10/08/96 1732
ICB		960614M	-0.00107						10/08/96 1917
ISB		960929R	0.97228		1.000		97.2	% REC	10/08/96 1926
MB		0926	-0.00207						10/08/96 1950
LCS		960097	0.76209		0.754		101.1	% REC	10/08/96 1952
MS	962614-2	960917G	0.97538		1.000	0.04893	92.6	% REC	10/08/96 2002
CCV		960821N	2.35356		2.5		94.1	% REC	10/08/96 2019
CCB		960614M	-0.00231						10/08/96 2022
MB		1003	-0.00369						10/08/96 2055
LCS		960097	0.79928		0.754		106.0	% REC	10/08/96 2059
MD	962675-3		0.10633			0.12795	0.02162	ABS Diff.	10/08/96 2107
MS	962675-4	960917G	1.11256		1.000	0.05974	105.3	% REC	10/08/96 2112
CCV		960821N	2.43689		2.5		97.5	% REC	10/08/96 2133
CCB		960614M	0.00263						10/08/96 2146
CCV		960821N	2.49212		2.5		99.7	% REC	10/09/96 0029
CCB		960614M	0.00117						10/09/96 0036
CCV		960821N	2.45944		2.5		98.4	% REC	10/09/96 0119
CCB		960614M	0.00157						10/09/96 0124
ISB		960929R	1.01929		1.000		101.9	% REC	10/09/96 0130
CCV		960821N	2.48674		2.5		99.5	% REC	10/09/96 0135
CCB		960614M	0.00359						10/09/96 0140

The analytical results, opinions or interpretations contained in this report are based upon information and material supplied by the client for whose exclusive and confidential use this report has been made. The analytical results, opinions or interpretations expressed represent the best judgment of Core Laboratories. Core Laboratories, however, makes no warranty or representation, express or implied, of any type, and expressly disclaims same as to the productivity, proper operations or profitableness of any oil, gas, coal or other mineral, property, well or sand, in connection with which such report is used or relied upon for any reason whatsoever. This report shall not be reproduced, in whole or in part, without the written approval of Core Laboratories.

CORE LABORATORIES

QUALITY CONTROL RESULTS

Job Number: 962701 Date: 10/21/96

CUSTOMER: Daniel B. Stephens & Associates PROJECT: 6033.2 ATTN: Bob Marley

Test Method.....: SW-846 6010A
Method Description.: Metals Analysis (ICAP)
Parameter.....: Barium (Ba)
Batch.....: 14180
Reporting Limit...: 0.01
Units.....: mg/L
Analyst...: smh

QC	Lab ID	Reagent	QC Result	QC Result	True Value	Orig. Value	Calc. Result	Units	Date/Time
ICV		960725M	0.92565		1.00		92.6	% REC	10/08/96 1735
ICB		960614M	0.00000						10/08/96 1917
ISB		960929R	0.53698		0.5000		107.4	% REC	10/08/96 1926
MB		0926	-0.00001						10/08/96 1950
LCS		960097	1.05021		1.06		99.1	% REC	10/08/96 1952
MS	962614-2	960917G	3.66925		1.000	1.35669	231.3	% REC	10/08/96 2002
PDS	962614-2	960917G	2.34411		1.000	1.35669	98.7	% REC	10/08/96 2008
CCV		960821N	4.83883		5.0		96.8	% REC	10/08/96 2019
CCB		960614M	0.00022						10/08/96 2022
MB		1003	-0.00066						10/08/96 2055
LCS		960097	1.09725		1.06		103.5	% REC	10/08/96 2059
MD	962675-3		1.14332			1.12506	1.6	RPD	10/08/96 2107
MS	962675-4	960917G	4.30288		1.000	5.50379	-120.1	% REC	10/08/96 2112
PDS	962675-4	960917G	6.50141		1.000	5.50379	99.8	% REC	10/08/96 2117
CCV		960821N	4.75046		5.0		95.0	% REC	10/08/96 2133
CCB		960614M	-0.00044						10/08/96 2146
CCV		960821N	4.74699		5.0		94.9	% REC	10/09/96 0029
CCB		960614M	-0.00011						10/09/96 0036
CCV		960821N	4.70335		5.0		94.1	% REC	10/09/96 0119
CCB		960614M	0.00022						10/09/96 0124
ISB		960929R	0.53033		0.5000		106.1	% REC	10/09/96 0130
CCV		960821N	4.73513		5.0		94.7	% REC	10/09/96 0135
CCB		960614M	0.00010						10/09/96 0140

Test Method.....: SW-846 6010A
Method Description.: Metals Analysis (ICAP)
Parameter.....: Cadmium (Cd)
Batch.....: 14180
Reporting Limit...: 0.005
Units.....: mg/L
Analyst...: smh

QC	Lab ID	Reagent	QC Result	QC Result	True Value	Orig. Value	Calc. Result	Units	Date/Time
ICV		960429Z	1.91044		2.00		95.5	% REC	10/08/96 1732
ICB		960614M	-0.00026						10/08/96 1917
ISB		960929R	0.94297		1.000		94.3	% REC	10/08/96 1926
MB		0926	0.00032						10/08/96 1950
LCS		960097	0.42611		0.454		93.9	% REC	10/08/96 1952
MS	962614-2	960917G	0.91540		1.000	-0.00142	91.7	% REC	10/08/96 2002
CCV		960821N	0.93622		1.0		93.6	% REC	10/08/96 2019
CCB		960614M	-0.00016						10/08/96 2022
MB		1003	0.00001						10/08/96 2055
LCS		960097	0.44172		0.454		97.3	% REC	10/08/96 2059
MD	962675-3		0.00014			0.00000	0.00014	ABS Diff.	10/08/96 2107
MS	962675-4	960917G	0.97452		1.000	0.00140	97.3	% REC	10/08/96 2112
CCV		960821N	0.97354		1.0		97.4	% REC	10/08/96 2133
CCB		960614M	0.00035						10/08/96 2146
CCV		960821N	1.02452		1.0		102.5	% REC	10/09/96 0029
CCB		960614M	0.00010						10/09/96 0036
CCV		960821N	1.01216		1.0		101.2	% REC	10/09/96 0119
CCB		960614M	0.00001						10/09/96 0124
ISB		960929R	1.02596		1.000		102.6	% REC	10/09/96 0130
CCV		960821N	1.01628		1.0		101.6	% REC	10/09/96 0135
CCB		960614M	0.00051						10/09/96 0140

The analytical results, opinions or interpretations contained in this report are based upon information and material supplied by the client for whose exclusive and confidential use this report has been made. The analytical results, opinions or interpretations expressed represent the best judgment of Core Laboratories. Core Laboratories, however, makes no warranty or representation, express or implied, of any type, and expressly disclaims same as to the productivity, proper operations or profitableness of any oil, gas, coal or other mineral property, well or sand in connection with which such report is used or relied upon for any reason whatsoever. This report shall not be reproduced, in whole or in part, without the written approval of Core Laboratories.

CORE LABORATORIES

QUALITY CONTROL RESULTS

Job Number: 962701 Date: 10/21/96

CUSTOMER: Daniel B. Stephens & Associates PROJECT: 6033.2 ATTN: Bob Marley

Test Method.....: SW-846 6010A
Method Description.: Metals Analysis (ICAP)
Parameter.....: Chromium (Cr)
Batch.....: 14180
Reporting Limit...: 0.01
Units.....: mg/L
Analyst...: smh

QC	Lab ID	Reagent	QC Result	QC Result	True Value	Orig. Value	Calc. Result	Units	Date/Time
ICV		960429Z	1.89787		2.00		94.9	% REC	10/08/96 1732
ICB		960614M	0.00139						10/08/96 1917
ISB		960929R	0.49576		0.5000		99.2	% REC	10/08/96 1926
MB		0926	-0.00104						10/08/96 1950
LCS		960097	0.70308		0.71		99.0	% REC	10/08/96 1952
MS	962614-2	960917G	1.08239		1.000	0.14344	93.9	% REC	10/08/96 2002
CCV		960821N	2.34774		2.5		93.9	% REC	10/08/96 2019
CCB		960614M	0.00017						10/08/96 2022
MB		1003	0.00070						10/08/96 2055
LCS		960097	0.73003		0.71		102.8	% REC	10/08/96 2059
MD	962675-3		0.07068			0.08358	16.7	RPD	10/08/96 2107
MS	962675-4	960917G	1.12462		1.000	0.08291	104.2	% REC	10/08/96 2112
CCV		960821N	2.29080		2.5		91.6	% REC	10/08/96 2133
CCB		960614M	0.00069						10/08/96 2146
CCV		960821N	2.37203		2.5		94.9	% REC	10/09/96 0029
CCB		960614M	-0.00034						10/09/96 0036
CCV		960821N	2.34915		2.5		94.0	% REC	10/09/96 0119
CCB		960614M	-0.00157						10/09/96 0124
ISB		960929R	0.49796		0.5000		99.6	% REC	10/09/96 0130
CCV		960821N	2.35543		2.5		94.2	% REC	10/09/96 0135
CCB		960614M	0.00087						10/09/96 0140

Test Method.....: SW-846 6010A
Method Description.: Metals Analysis (ICAP)
Parameter.....: Lead (Pb)
Batch.....: 14180
Reporting Limit...: 0.05
Units.....: mg/L
Analyst...: smh

QC	Lab ID	Reagent	QC Result	QC Result	True Value	Orig. Value	Calc. Result	Units	Date/Time
ICV		960429Z	1.90409		2.00		95.2	% REC	10/08/96 1732
ICB		960614M	0.00289						10/08/96 1917
ISB		960929R	0.94126		1.000		94.1	% REC	10/08/96 1926
MB		0926	0.00141						10/08/96 1950
LCS		960097	0.50113		0.535		93.7	% REC	10/08/96 1952
MS	962614-2	960917G	0.98372		1.000	0.08488	89.9	% REC	10/08/96 2002
CCV		960821N	0.93509		1.0		93.5	% REC	10/08/96 2019
CCB		960614M	0.00193						10/08/96 2022
MB		1003	-0.00136						10/08/96 2055
LCS		960097	0.53642		0.535		100.3	% REC	10/08/96 2059
MD	962675-3		0.06753			0.09593	0.02840	ABS Diff.	10/08/96 2107
MS	962675-4	960917G	1.03442		1.000	0.03079	100.4	% REC	10/08/96 2112
CCV		960821N	0.97615		1.0		97.6	% REC	10/08/96 2133
CCB		960614M	-0.00027						10/08/96 2146
CCV		960821N	1.03760		1.0		103.8	% REC	10/09/96 0029
CCB		960614M	-0.00084						10/09/96 0036
CCV		960821N	1.03020		1.0		103.0	% REC	10/09/96 0119
CCB		960614M	0.00101						10/09/96 0124
ISB		960929R	1.02990		1.000		103.0	% REC	10/09/96 0130
CCV		960821N	1.02242		1.0		102.2	% REC	10/09/96 0135
CCB		960614M	-0.00287						10/09/96 0140

The analytical results, opinions or interpretations contained in this report are based upon information and material supplied by the client for whose exclusive and confidential use this report has been made. The analytical results, opinions or interpretations expressed represent the best judgment of Core Laboratories. Core Laboratories, however, makes no warranty or representation, express or implied, of any type, and expressly disclaims same as to the productivity, proper operations or profitableness of any oil, gas, coal or other mineral, property, well or sand in connection with which such report is used or relied upon for any reason whatsoever. This report shall not be reproduced, in whole or in part, without the written approval of Core Laboratories.

CORE LABORATORIES

QUALITY CONTROL RESULTS

Job Number: 962701 Date: 10/21/96

CUSTOMER: Daniel B. Stephens & Associates PROJECT: 6033.2 ATTN: Bob Marley

Test Method.....: SW-846 6010A Batch.....: 14180 Analyst...: smh
Method Description.: Metals Analysis (ICAP) Reporting Limit...: 0.1
Parameter.....: Selenium (Se) Units.....: mg/L

QC	Lab ID	Reagent	QC Result	QC Result	True Value	Orig. Value	Calc. Result	Units	Date/Time
ICV		960429Z	1.85002		2.00		92.5	% REC	10/08/96 1732
ICB		960614M	-0.00603						10/08/96 1917
ISB		960929R	0.99311		1.000		99.3	% REC	10/08/96 1926
MB		0926	0.00493						10/08/96 1950
LCS		960097	0.65676		0.723		90.8	% REC	10/08/96 1952
MS	962614-2	960917G	0.82275		1.000	0.00415	81.9	% REC	10/08/96 2002
CCV		960821N	2.26509		2.5		90.6	% REC	10/08/96 2019
CCB		960614M	0.00173						10/08/96 2022
MB		1003	-0.00354						10/08/96 2055
LCS		960097	0.68805		0.723		95.2	% REC	10/08/96 2059
MD	962675-3		0.01589			0.00472	0.01117	ABS Diff.	10/08/96 2107
MS	962675-4	960917G	1.02245		1.000	0.05156	97.1	% REC	10/08/96 2112
CCV		960821N	2.37271		2.5		94.9	% REC	10/08/96 2133
CCB		960614M	-0.00040						10/08/96 2146
CCV		960821N	2.45095		2.5		98.0	% REC	10/09/96 0029
CCB		960614M	-0.00846						10/09/96 0036
CCV		960821N	2.41166		2.5		96.5	% REC	10/09/96 0119
CCB		960614M	-0.00437						10/09/96 0124
ISB		960929R	1.07648		1.000		107.6	% REC	10/09/96 0130
CCV		960821N	2.42454		2.5		97.0	% REC	10/09/96 0135
CCB		960614M	0.00641						10/09/96 0140

Test Method.....: SW-846 6010A Batch.....: 14180 Analyst...: smh
Method Description.: Metals Analysis (ICAP) Reporting Limit...: 0.01
Parameter.....: Silver (Ag) Units.....: mg/L

QC	Lab ID	Reagent	QC Result	QC Result	True Value	Orig. Value	Calc. Result	Units	Date/Time
ICV		960725M	00.90735		1.00		90.7	% REC	10/08/96 1735
ICB		960614M	0.00290						10/08/96 1917
ISB		960929R	1.09994		1.000		110.0	% REC	10/08/96 1926
MB		0926	-0.00383						10/08/96 1950
LCS		960097	1.24931		1.16		107.7	% REC	10/08/96 1952
MS	962614-2	960917G	1.07683		1.000	-0.00191	107.9	% REC	10/08/96 2002
CCV		960816Z	2.58783		2.500		103.5	% REC	10/08/96 2014
CCB		960614M	-0.00038						10/08/96 2022
MB		1003	-0.00067						10/08/96 2055
LCS		960097	1.29878		1.16		112.0	% REC	10/08/96 2059
MD	962675-3		-0.00154			-0.00417	0.00263	ABS Diff.	10/08/96 2107
MS	962675-4	960917G	1.25280		1.000	-0.00117	125.4	% REC	10/08/96 2112
PDS	962675-4	960917G	1.11796		1.000	-0.00117	111.9	% REC	10/08/96 2117
CCV		960816Z	2.57220		2.500		102.9	% REC	10/08/96 2127
CCB		960614M	-0.00005						10/08/96 2146
CCV		960816Z	2.53493		2.500		101.4	% REC	10/09/96 0026
CCB		960614M	-0.00031						10/09/96 0036
CCV		960816Z	2.50387		2.500		100.2	% REC	10/09/96 0116
CCB		960614M	-0.00121						10/09/96 0124
ISB		960929R	0.82793		1.000		82.8	% REC	10/09/96 0130
CCV		960816Z	2.53143		2.500		101.3	% REC	10/09/96 0132
CCB		960614M	-0.00175						10/09/96 0140

The analytical results, opinions or interpretations contained in this report are based upon information and material supplied by the client for whose exclusive and confidential use this report has been made. The analytical results, opinions or interpretations expressed represent the best judgment of Core Laboratories. Core Laboratories, however, makes no warranty or representation, express or implied, of any type, and expressly disclaims same as to the productivity, proper operations or profitableness of any oil, gas, coal or other mineral, property, well or sand in connection with which such report is used or relied upon for any reason whatsoever. This report shall not be reproduced, in whole or in part, without the written approval of Core Laboratories.

CORE LABORATORIES

QUALITY CONTROL RESULTS

Job Number: 962701 Date: 10/21/96

CUSTOMER: Daniel B. Stephens & Associates PROJECT: 6033.2 ATTN: Bob Marley

Test Method.....: EPA 418.1 Batch.....: 14246 Analyst...: jbd
Method Description.: Total Recoverable Petroleum Hydrocarbons Reporting Limit...: 1.
Parameter.....: Total Recoverable Petroleum Hydrocarbons Units.....: mg/L

QC	Lab ID	Reagent	QC Result	QC Result	True Value	Orig. Value	Calc. Result	Units	Date/Time
ICB		R100996M	0						10/07/96 0900
MB		R100996M	0						10/07/96 0900
CCB		R100996M	0						10/07/96 0900
ICV		940114B	43		45		95.6	% REC	10/07/96 0900
CCV		X961009C	50		50		100.0	% REC	10/07/96 0900
MD	962675-3		167.6978			162.6266	3.1	RPD	10/07/96 0900

Test Method.....: EPA 300.0 Batch.....: 14299 Analyst...: dme
Method Description.: Ion Chromatography Analysis Reporting Limit...: 10
Parameter.....: Sulfate (SO4) Units.....: mg/L

QC	Lab ID	Reagent	QC Result	QC Result	True Value	Orig. Value	Calc. Result	Units	Date/Time
ICL		G960209A	49.1		50.0		98.2	% REC	10/10/96 2214
ICB			0.0						10/10/96 2159
MD	962660-1		5.7			5.8	0.1	ABS Diff.	10/10/96 2002
MS	962660-1	G961003B	28.1		25.000000	5.8	89.2	% REC	10/10/96 1947
CCV		G961003C	99.1		100		99.1	% REC	10/10/96 1918
CCB			0.0						10/10/96 1903
MD	962660-4		6.7			6.7	0.0	ABS Diff.	10/10/96 1651
MS	962660-4	G961003B	29.1		25.000000	6.7	89.6	% REC	10/10/96 1637
CCV		G961003C	99.5		100		99.5	% REC	10/10/96 1622
CCB			0.0						10/10/96 1607
LCS		G960209A	48.2		50.0		96.4	% REC	10/10/96 1553
MD	962660-18		29.9			29.9	0.0	ABS Diff.	10/10/96 1341
MS	962660-18	G961003B	54.1		25.000000	29.9	96.8	% REC	10/10/96 1326
CCV		G961003C	100		100		100.0	% REC	10/10/96 1311
CCB			0.0						10/10/96 1257
CCV		G961003C	99.1		100		99.1	% REC	10/10/96 1129
CCB			0.0						10/10/96 1114

Test Method.....: EPA 353.2 Batch.....: 14306 Analyst...: sgm
Method Description.: Nitrogen, NO3 + NO2 (Auto Cd Red.) Reporting Limit...: 0.05
Parameter.....: Nitrate + Nitrite as N Units.....: mg/L

QC	Lab ID	Reagent	QC Result	QC Result	True Value	Orig. Value	Calc. Result	Units	Date/Time
ICL		G951016A	0.99		1.000000		99.0	% REC	10/11/96 1030
ICB			0.00						10/11/96 1030
MD	962819-1		1.12			1.10	1.8	RPD	10/11/96 1030
MS	962819-1	G951109	1.94		1.000000	1.10	84.0	% REC	10/11/96 1030
CCV		G951109	1.95		2.000000		97.5	% REC	10/11/96 1030
CCB			0.00						10/11/96 1030
MD	962660-1		0.00			0.00	0	ABS Diff.	10/11/96 1030
MS	962660-1	G951109	0.95		1.000000	0.00	95.0	% REC	10/11/96 1030
CCV		G951109	1.90		2.000000		95.0	% REC	10/11/96 1030
CCB			0.00						10/11/96 1030
CCV		G951109	1.92		2.000000		96.0	% REC	10/11/96 1030
CCB			0.00						10/11/96 1030
MD	962701-7		0.83			0.82	1.2	RPD	10/11/96 1030
MS	962701-7	G951109	1.80		1.000000	0.82	98.0	% REC	10/11/96 1030

The analytical results, opinions or interpretations contained in this report are based upon information and material supplied by the client for whose exclusive and confidential use this report has been made. The analytical results, opinions or interpretations expressed represent the best judgment of Core Laboratories. Core Laboratories, however, makes no warranty or representation, express or implied, of any type, and expressly disclaims same as to the productivity, proper operations or profitableness of any oil, gas, coal or other mineral property, well or sand in connection with which such report is used or relied upon for any reason whatsoever. This report shall not be reproduced, in whole or in part, without the written approval of Core Laboratories

CORE LABORATORIES

QUALITY CONTROL RESULTS

Job Number: 962701 Date: 10/21/96

CUSTOMER: Daniel B. Stephens & Associates PROJECT: 6033.2 ATTN: Bob Marley

Test Method.....: EPA 353.2 Batch.....: 14306 Analyst...: sgm
Method Description.: Nitrogen, NO3 + NO2 (Auto Cd Red.) Reporting Limit...: 0.05
Parameter.....: Nitrate + Nitrite as N Units.....: mg/L

QC	Lab ID	Reagent	QC Result	QC Result	True Value	Orig. Value	Calc. Result	Units	Date/Time
CCV		G951109	1.86		2.000000		93.0	% REC	10/11/96 1030
CCB			0.00						10/11/96 1030

Test Method.....: EPA 310.1 Batch.....: 14518 Analyst...: sgm
Method Description.: Alkalinity Reporting Limit...: 5
Parameter.....: Alkalinity, Total as CaCO3 Units.....: mg/L CaCO3

QC	Lab ID	Reagent	QC Result	QC Result	True Value	Orig. Value	Calc. Result	Units	Date/Time
MB			0						10/01/96 0900
MB			0						10/01/96 0900
LCS		G961001A	94		100		94.0	% REC	10/01/96 0900
LCS		G961001A	96		100		96.0	% REC	10/01/96 0900
MD	962618-17		166			164	1.2	RPD	10/01/96 0900
MD	962618-34		46			48	4.3	RPD	10/01/96 0900
MD	962677-2		140			138	1.4	RPD	10/01/96 0900

The analytical results, opinions or interpretations contained in this report are based upon information and material supplied by the client for whose exclusive and confidential use this report has been made. The analytical results, opinions or interpretations expressed represent the best judgment of Core Laboratories. Core Laboratories, however, makes no warranty or representation, express or implied, of any type, and expressly disclaims same as to the productivity, proper operations or profitableness of any oil, gas, coal or other mineral property, well or sand in connection with which such report is used or relied upon for any reason whatsoever. This report shall not be reproduced, in whole or in part, without the written approval of Core Laboratories.

CORE LABORATORIES

QUALITY CONTROL RESULTS

Job Number: 962701 Date: 10/21/96

CUSTOMER: Daniel B. Stephens & Associates PROJECT: 6033.2 ATTN: Bob Marley

QC Type	Description	Reag. Code	Lab ID	Dilution Factor	Date	Time

Test Method.....: SW-846 8240 Batch.....: 13881 Analyst ...: tdw
Method Description.: Volatile Organics Units.....: ug/L

MB	Method Blank	AIT06			09/30/96	1401

Parameter/Test Description	QC Result	QC Result	Rep. Limit	True Value	Orig. Value	Calc. Result	Units	F
Acetone	ND		100.					
Benzene	ND		1.					
Bromodichloromethane	ND		5.					
Bromoform	ND		5.					
Bromomethane	ND		10.					
Methyl ethyl ketone (2-Butanone)	ND		100.					
Carbon disulfide	ND		5.					
Carbon tetrachloride	ND		5.					
Chlorobenzene	ND		5.					
Chloroethane	ND		10.					
2-Chloroethylvinyl ether	ND		10.					
Chloroform	ND		5.					
Chloromethane	ND		10.					
Dibromochloromethane	ND		5.					
1,1-Dichloroethane	ND		5.					
1,2-Dichloroethane	ND		5.					
1,1-Dichloroethene	ND		5.					
trans-1,2-Dichloroethene	ND		5.					
1,2-Dichloropropane	ND		5.					
cis-1,3-Dichloropropene	ND		5.					
trans-1,3-Dichloropropene	ND		5.					
Ethylbenzene	ND		5.					
2-Hexanone	ND		50.					
Methylene chloride	ND		5.					
4-Methyl-2-pentanone (MIBK)	ND		50.					
Styrene	ND		5.					
1,1,2,2-Tetrachloroethane	ND		5.					
Tetrachloroethene	ND		5.					
Toluene	ND		5.					
1,1,1-Trichloroethane	ND		5.					
1,1,2-Trichloroethane	ND		5.					
Trichloroethene	ND		5.					
Vinyl acetate	ND		50.					
Vinyl chloride	ND		10.					
Xylenes (total)	ND		5.					

RS	Reference Standard	V960930A			09/30/96	1435

Parameter/Test Description	QC Result	QC Result	Rep. Limit	True Value	Orig. Value	Calc. Result	Units	F
Benzene	58.13		1.	50.3		115.6	% REC	
Bromodichloromethane	60.31		5.	50.3		119.9	% REC	
Bromoform	58.91		5.	50.2		117.4	% REC	
Carbon tetrachloride	58.65		5.	50.3		116.6	% REC	
Chlorobenzene	60.98		5.	50.3		121.2	% REC	
Chloroform	54.94		5.	50.2		109.4	% REC	
Dibromochloromethane	59.68		5.	50.3		118.6	% REC	

The analytical results, opinions or interpretations contained in this report are based upon information and material supplied by the client for whose exclusive and confidential use this report has been made. The analytical results, opinions or interpretations expressed represent the best judgment of Core Laboratories. Core Laboratories, however, makes no warranty or representation, express or implied, of any type, and expressly disclaims same as to the productivity, proper operations or profitableness of any oil, gas, coal or other mineral property, well or sand in connection with which such report is used or relied upon for any reason whatsoever. This report shall not be reproduced, in whole or in part, without the written approval of Core Laboratories.

CORE LABORATORIES

QUALITY CONTROL RESULTS

Job Number: 962701 Date: 10/21/96

CUSTOMER: Daniel B. Stephens & Associates PROJECT: 6033.2 ATTN: Bob Marley

QC Type	Description	Reag. Code	Lab ID	Dilution Factor	Date	Time
RS	Reference Standard	V960930A			09/30/96	1435

Parameter/Test Description	QC Result	QC Result	Rep. Limit	True Value	Orig. Value	Calc. Result	Units	F
1,1-Dichloroethane	51.56		5.	50.2		102.7	% REC	
1,2-Dichloroethane	57.23		5.	50.3		113.8	% REC	
1,1-Dichloroethene	54.41		5.	50.3		108.2	% REC	
trans-1,2-Dichloroethene	52.79		5.	50.3		105.0	% REC	
1,2-Dichloropropane	56.46		5.	50.3		112.2	% REC	
Ethylbenzene	59.73		5.	50.3		118.7	% REC	
Methylene chloride	52.97		5.	50.3		105.3	% REC	
1,1,2,2-Tetrachloroethane	57.24		5.	50.3		113.8	% REC	
Tetrachloroethene	54.92		5.	50.3		109.2	% REC	
Toluene	60.17		5.	50.3		119.6	% REC	
1,1,1-Trichloroethane	54.44		5.	50.3		108.2	% REC	
1,1,2-Trichloroethane	61.18		5.	50.3		121.6	% REC	
Trichloroethene	58.43		5.	50.3		116.2	% REC	

Test Method.....: SW-846 8080 Batch.....: 13996 Analyst ...: smc
Method Description.: PCB Analysis Units.....: ug/L

QC Type	Description	Reag. Code	Lab ID	Dilution Factor	Date	Time
MB	Method Blank	1947			10/02/96	1531

Parameter/Test Description	QC Result	QC Result	Rep. Limit	True Value	Orig. Value	Calc. Result	Units	F
Aroclor 1016	ND		0.5					
Aroclor 1221	ND		0.5					
Aroclor 1232	ND		0.5					
Aroclor 1242	ND		0.5					
Aroclor 1248	ND		0.5					
Aroclor 1254	ND		0.5					
Aroclor 1260	ND		0.5					
Aroclor 1262	ND		0.5					
Aroclor 1268	ND		0.5					

QC Type	Description	Reag. Code	Lab ID	Dilution Factor	Date	Time
LCS	Laboratory Control Sample	P960923A		10	10/02/96	1600

Parameter/Test Description	QC Result	QC Result	Rep. Limit	True Value	Orig. Value	Calc. Result	Units	F
Aroclor 1016	0.213		0.5	0.20020		106.4	% REC	
Aroclor 1260	0.210		0.5	0.20020		104.9	% REC	

Test Method.....: SW-846 8240 Batch.....: 14040 Analyst ...: bfr
Method Description.: Volatile Organics Units.....: ug/L

QC Type	Description	Reag. Code	Lab ID	Dilution Factor	Date	Time
MB	Method Blank	BJ103			10/01/96	1213

Parameter/Test Description	QC Result	QC Result	Rep. Limit	True Value	Orig. Value	Calc. Result	Units	F
Acetone	ND		100.					

The analytical results, opinions or interpretations contained in this report are based upon information and material supplied by the client for whose exclusive and confidential use this report has been made. The analytical results, opinions or interpretations expressed represent the best judgment of Core Laboratories. Core Laboratories, however, makes no warranty or representation, express or implied, of any type, and expressly disclaims same as to the productivity, proper operations or profitableness of any oil, gas, coal or other mineral, property, well or sand in connection with which such report is used or relied upon for any reason whatsoever. This report shall not be reproduced, in whole or in part, without the written approval of Core Laboratories

CORE LABORATORIES

QUALITY CONTROL RESULTS

Job Number: 962701 Date: 10/21/96

CUSTOMER: Daniel B. Stephens & Associates PROJECT: 6033.2 ATTN: Bob Marley

QC Type	Description	Reag. Code	Lab ID	Dilution Factor	Date	Time
MB	Method Blank	BJ103			10/01/96	1213

Parameter/Test Description	QC Result	QC Result	Rep. Limit	True Value	Orig. Value	Calc. Result	Units	F
Benzene	ND		1.					
Bromodichloromethane	ND		5.					
Bromoform	ND		5.					
Bromomethane	ND		10.					
Methyl ethyl ketone (2-Butanone)	ND		100.					
Carbon disulfide	ND		5.					
Carbon tetrachloride	ND		5.					
Chlorobenzene	ND		5.					
Chloroethane	ND		10.					
2-Chloroethylvinyl ether	ND		10.					
Chloroform	ND		5.					
Chloromethane	ND		10.					
Dibromochloromethane	ND		5.					
1,1-Dichloroethane	ND		5.					
1,2-Dichloroethane	ND		5.					
1,1-Dichloroethene	ND		5.					
trans-1,2-Dichloroethene	ND		5.					
1,2-Dichloropropane	ND		5.					
cis-1,3-Dichloropropene	ND		5.					
trans-1,3-Dichloropropene	ND		5.					
Ethylbenzene	ND		5.					
2-Hexanone	ND		50.					
Methylene chloride	ND		5.					
4-Methyl-2-pentanone (MIBK)	ND		50.					
Styrene	ND		5.					
1,1,2,2-Tetrachloroethane	ND		5.					
Tetrachloroethene	ND		5.					
Toluene	ND		5.					
1,1,1-Trichloroethane	ND		5.					
1,1,2-Trichloroethane	ND		5.					
Trichloroethene	ND		5.					
Vinyl acetate	ND		50.					
Vinyl chloride	ND		10.					
Xylenes (total)	ND		5.					

MS	Matrix Spike	V961001D	962675-13		10/01/96	1646

Parameter/Test Description	QC Result	QC Result	Rep. Limit	True Value	Orig. Value	Calc. Result	Units	F
Benzene	50.86		1.	49.30	ND	103.2	% REC	
Chlorobenzene	52.59		5.	50.200	ND	104.8	% REC	
1,1-Dichloroethene	50.16		5.	48.95	ND	102.5	% REC	
Toluene	53.18		5.	50.100	ND	106.1	% REC	
Trichloroethene	51.83		5.	49.75	ND	104.2	% REC	

MSD	Matrix Spike Duplicate	V961001D	962675-13		10/01/96	1720

Parameter/Test Description	QC Result	QC Result	Rep. Limit	True Value	Orig. Value	Calc. Result	Units	F
Benzene	44.16	50.86	1.	49.30	ND	89.6	% REC	
						14.1	RPD	

The analytical results, opinions or interpretations contained in this report are based upon information and material supplied by the client for whose exclusive and confidential use this report has been made. The analytical results, opinions or interpretations expressed represent the best judgment of Core Laboratories. Core Laboratories, however, makes no warranty or representation, express or implied, of any type, and expressly disclaims same as to the productivity, proper operations or profitableness of any oil, gas, coal or other mineral property, well or sand in connection with which such report is used or relied upon for any reason whatsoever. This report shall not be reproduced, in whole or in part, without the written approval of Core Laboratories.

CORE LABORATORIES

QUALITY CONTROL RESULTS

Job Number: 962701 Date: 10/21/96

CUSTOMER: Daniel B. Stephens & Associates PROJECT: 6033.2 ATTN: Bob Marley

QC Type	Description	Reag. Code	Lab ID	Dilution Factor	Date	Time
MSD	Matrix Spike Duplicate	V961001D	962675-13		10/01/96	1720

Parameter/Test Description	QC Result	QC Result	Rep. Limit	True Value	Orig. Value	Calc. Result	Units	F
Chlorobenzene	45.70	52.59	5.	50.200	ND	91.0	% REC	
						14.0	RPD	
1,1-Dichloroethene	43.75	50.16	5.	48.95	ND	89.4	% REC	
						13.7	RPD	
Toluene	45.61	53.18	5.	50.100	ND	91.0	% REC	
						15.3	RPD	
Trichloroethene	44.90	51.83	5.	49.75	ND	90.3	% REC	
						14.3	RPD	

Test Method.....: SW-846 8270 Batch.....: 14157 Analyst ...: dmj
Method Description.: Semivolatile Organics Units.....: ug/L

MB	Method Blank	MB1941				10/02/96	1731

Parameter/Test Description	QC Result	QC Result	Rep. Limit	True Value	Orig. Value	Calc. Result	Units	F
Acenaphthene	ND		10.					
Acenaphthylene	ND		10.					
Anthracene	ND		10.					
Benzidine	ND		50.					
Benzo(a)anthracene	ND		10.					
Benzo(b)fluoranthene	ND		10.					
Benzo(k)fluoranthene	ND		10.					
Benzo(ghi)perylene	ND		10.					
Benzo(a)pyrene	ND		10.					
Benzyl alcohol	ND		20.					
Butyl benzyl phthalate	ND		10.					
Bis(2-chloroethoxy)methane	ND		10.					
Bis(2-chloroethyl)ether	ND		10.					
Bis(2-chloroisopropyl)ether	ND		10.					
Bis(2-ethylhexyl)phthalate	ND		10.					
4-Bromophenyl phenyl ether	ND		10.					
4-Chloroaniline	ND		10.					
2-Chloronaphthalene	ND		10.					
4-Chlorophenyl phenyl ether	ND		10.					
Chrysene	ND		10.					
Dibenzo(a,h)anthracene	ND		10.					
Dibenzofuran	ND		10.					
1,2-Dichlorobenzene	ND		10.					
1,3-Dichlorobenzene	ND		10.					
1,4-Dichlorobenzene	ND		10.					
3,3-Dichlorobenzidine	ND		20.					
Diethyl phthalate	ND		10.					
Dimethyl phthalate	ND		10.					
Di-n-butyl phthalate	ND		10.					
Di-n-octyl phthalate	ND		10.					
2,4-Dinitrotoluene	ND		10.					
2,6-Dinitrotoluene	ND		10.					
Fluoranthene	ND		10.					
Fluorene	ND		10.					

The analytical results, opinions or interpretations contained in this report are based upon information and material supplied by the client for whose exclusive and confidential use this report has been made. The analytical results, opinions or interpretations expressed represent the best judgment of Core Laboratories. Core Laboratories, however, makes no warranty or representation, express or implied, of any type, and expressly disclaims same as to the productivity, proper operations or profitableness of any oil, gas, coal or other mineral, property, well or sand in connection with which such report is used or relied upon for any reason whatsoever. This report shall not be reproduced, in whole or in part, without the written approval of Core Laboratories.

CORE LABORATORIES

QUALITY CONTROL RESULTS

Job Number: 962701 Date: 10/21/96

CUSTOMER: Daniel B. Stephens & Associates PROJECT: 6033.2 ATTN: Bob Marley

QC Type	Description	Reag. Code	Lab ID	Dilution Factor	Date	Time
MB	Method Blank	MB1941			10/02/96	1731

Parameter/Test Description	QC Result	QC Result	Rep. Limit	True Value	Orig. Value	Calc. Result	Units	F
Hexachlorobenzene	ND		10.					
Hexachlorobutadiene	ND		10.					
Hexachlorocyclopentadiene	ND		10.					
Hexachloroethane	ND		10.					
Indeno(1,2,3-cd)pyrene	ND		10.					
Isophorone	ND		10.					
2-Methylnaphthalene	ND		10.					
Naphthalene	ND		10.					
o-Nitroaniline	ND		50.					
m-Nitroaniline	ND		50.					
p-Nitroaniline	ND		50.					
Nitrobenzene	ND		10.					
n-Nitrosodi-n-propylamine	ND		10.					
n-Nitrosodiphenylamine	ND		10.					
Phenanthrene	ND		10.					
Pyrene	ND		10.					
1,2,4-Trichlorobenzene	ND		10.					
Benzoic acid	ND		50.					
4-Chloro-3-methylphenol	ND		10.					
2-Chlorophenol	ND		10.					
2,4-Dichlorophenol	ND		10.					
2,4-Dimethylphenol	ND		10.					
2,4-Dinitrophenol	ND		50.					
2-Methyl-4,6-dinitrophenol	ND		50.					
2-Methylphenol (o-cresol)	ND		10.					
4-Methylphenol (p-cresol)	ND		10.					
2-Nitrophenol	ND		10.					
4-Nitrophenol	ND		50.					
Pentachlorophenol	ND		50.					
Phenol	ND		10.					
2,4,5-Trichlorophenol	ND		10.					
2,4,6-Trichlorophenol	ND		10.					

SB	Spiked Blank	B960906H			10/04/96	1904

Parameter/Test Description	QC Result	QC Result	Rep. Limit	True Value	Orig. Value	Calc. Result	Units	F
Acenaphthene	81.56		10.	100.0	ND	81.6	% REC	
1,4-Dichlorobenzene	47.88		10.	100.3	ND	47.7	% REC	
2,4-Dinitrotoluene	95.92		10.	100.1	ND	95.8	% REC	
n-Nitrosodi-n-propylamine	83.03		10.	100.0	ND	83.0	% REC	
Pyrene	95.28		10.	100.1	ND	95.2	% REC	
1,2,4-Trichlorobenzene	56.91		10.	100.0	ND	56.9	% REC	
4-Chloro-3-methylphenol	85.60		10.	99.99	ND	85.6	% REC	
2-Chlorophenol	64.19		10.	99.94	ND	64.2	% REC	
4-Nitrophenol	35.99		50.	100.5	ND	35.8	% REC	
Pentachlorophenol	86.77		50.	99.98	ND	86.8	% REC	
Phenol	28.57		10.	99.92	ND	28.6	% REC	

The analytical results, opinions or interpretations contained in this report are based upon information and material supplied by the client for whose exclusive and confidential use this report has been made. The analytical results, opinions or interpretations expressed represent the best judgment of Core Laboratories. Core Laboratories, however, makes no warranty or representation, express or implied, of any type, and expressly disclaims same as to the productivity, proper operations or profitableness of any oil, gas, coal or other mineral, property, well or sand in connection with which such report is used or relied upon for any reason whatsoever. This report shall not be reproduced, in whole or in part, without the written approval of Core Laboratories.

CORE LABORATORIES

QUALITY CONTROL RESULTS

Job Number: 962701 Date: 10/21/96

CUSTOMER: Daniel B. Stephens & Associates PROJECT: 6033.2 ATTN: Bob Marley

QC Type	Description	Reag. Code	Lab ID	Dilution Factor	Date	Time
SBD	Spiked Blank Duplicate	B960906H			10/04/96	2001

Parameter/Test Description	QC Result	QC Result	Rep. Limit	True Value	Orig. Value	Calc. Result	Units	F
Acenaphthene	82.88	81.56	10.	100.0	ND	82.9	% REC	
						1.6	RPD	
1,4-Dichlorobenzene	53.20	47.88	10.	100.3	ND	53.0	% REC	
						10.5	RPD	
2,4-Dinitrotoluene	95.13	95.92	10.	100.1	ND	95.0	% REC	
						0.8	RPD	
n-Nitrosodi-n-propylamine	85.04	83.03	10.	100.0	ND	85.0	% REC	
						2.4	RPD	
Pyrene	99.67	95.28	10.	100.1	ND	99.6	% REC	
						4.5	RPD	
1,2,4-Trichlorobenzene	62.11	56.91	10.	100.0	ND	62.1	% REC	
						8.7	RPD	
4-Chloro-3-methylphenol	86.83	85.60	10.	99.99	ND	86.8	% REC	
						1.4	RPD	
2-Chlorophenol	67.60	64.19	10.	99.94	ND	67.6	% REC	
						5.2	RPD	
4-Nitrophenol	37.11	35.99	50.	100.5	ND	36.9	% REC	
						3.1	RPD	
Pentachlorophenol	91.47	86.77	50.	99.98	ND	91.5	% REC	
						5.3	RPD	
Phenol	30.09	28.57	10.	99.92	ND	30.1	% REC	
						5.2	RPD	

Test Method.....: SW-846 8080 Batch.....: 14158 Analyst ...: smc
Method Description.: PCB Analysis Units.....: ug/L

QC Type	Description	Reag. Code	Lab ID	Dilution Factor	Date	Time
MB	Method Blank	1970			10/07/96	1834

Parameter/Test Description	QC Result	QC Result	Rep. Limit	True Value	Orig. Value	Calc. Result	Units	F
Aroclor 1016	ND		0.5					
Aroclor 1221	ND		0.5					
Aroclor 1232	ND		0.5					
Aroclor 1242	ND		0.5					
Aroclor 1248	ND		0.5					
Aroclor 1254	ND		0.5					
Aroclor 1260	ND		0.5					
Aroclor 1262	ND		0.5					
Aroclor 1268	ND		0.5					

The analytical results, opinions or interpretations contained in this report are based upon information and material supplied by the client for whose exclusive and confidential use this report has been made. The analytical results, opinions or interpretations expressed represent the best judgment of Core Laboratories. Core Laboratories, however, makes no warranty or representation, express or implied, of any type, and expressly disclaims same as to the productivity, proper operations or profitableness of any oil, gas, or other mineral, property, well or sand in connection with which such report is used or relied upon for any reason whatsoever. This report shall not be reproduced, in whole or in part, without the written approval of Core Laboratories.

CORE LABORATORIES

QUALITY CONTROL RESULTS

Job Number: 962701 Date: 10/21/96

CUSTOMER: Daniel B. Stephens & Associates PROJECT: 6033.2 ATTN: Bob Marley

QC Type	Description	Reag. Code	Lab ID	Dilution Factor	Date	Time

Test Method.....: SW-846 8270 Batch.....: 14202 Analyst ...: dmj
Method Description.: Semivolatile Organics Units.....: ug/L

MB	Method Blank	MB1969			10/08/96	1721

Parameter/Test Description	QC Result	QC Result	Rep. Limit	True Value	Orig. Value	Calc. Result	Units	F
Acenaphthene	ND		10.					
Acenaphthylene	ND		10.					
Anthracene	ND		10.					
Benzidine	ND		50.					
Benzo(a)anthracene	ND		10.					
Benzo(b)fluoranthene	ND		10.					
Benzo(k)fluoranthene	ND		10.					
Benzo(ghi)perylene	ND		10.					
Benzo(a)pyrene	ND		10.					
Benzyl alcohol	ND		20.					
Butyl benzyl phthalate	ND		10.					
Bis(2-chloroethoxy)methane	ND		10.					
Bis(2-chloroethyl)ether	ND		10.					
Bis(2-chloroisopropyl)ether	ND		10.					
Bis(2-ethylhexyl)phthalate	ND		10.					
4-Bromophenyl phenyl ether	ND		10.					
4-Chloroaniline	ND		10.					
2-Chloronaphthalene	ND		10.					
4-Chlorophenyl phenyl ether	ND		10.					
Chrysene	ND		10.					
Dibenzo(a,h)anthracene	ND		10.					
Dibenzofuran	ND		10.					
1,2-Dichlorobenzene	ND		10.					
1,3-Dichlorobenzene	ND		10.					
1,4-Dichlorobenzene	ND		10.					
3,3-Dichlorobenzidine	ND		20.					
Diethyl phthalate	ND		10.					
Dimethyl phthalate	ND		10.					
Di-n-butyl phthalate	75.31		10.					B
Di-n-octyl phthalate	ND		10.					
2,4-Dinitrotoluene	ND		10.					
2,6-Dinitrotoluene	ND		10.					
Fluoranthene	ND		10.					
Fluorene	ND		10.					
Hexachlorobenzene	ND		10.					
Hexachlorobutadiene	ND		10.					
Hexachlorocyclopentadiene	ND		10.					
Hexachloroethane	ND		10.					
Indeno(1,2,3-cd)pyrene	ND		10.					
Isophorone	ND		10.					
2-Methylnaphthalene	ND		10.					
Naphthalene	ND		10.					
o-Nitroaniline	ND		50.					
m-Nitroaniline	ND		50.					
p-Nitroaniline	ND		50.					
Nitrobenzene	ND		10.					
n-Nitrosodi-n-propylamine	ND		10.					
n-Nitrosodiphenylamine	ND		10.					

The analytical results, opinions or interpretations contained in this report are based upon information and material supplied by the client for whose exclusive and confidential use this report has been made. The analytical results, opinions or interpretations expressed represent the best judgment of Core Laboratories. Core Laboratories, however, makes no warranty or representation, express or implied, of any type, and expressly disclaims same as to the productivity, proper operations or profitableness of any oil, gas, coal or other mineral, property, well or sand in connection with which such report is used or relied upon for any reason whatsoever. This report shall not be reproduced, in whole or in part, without the written approval of Core Laboratories.

CORE LABORATORIES

QUALITY CONTROL RESULTS

Job Number: 962701 Date: 10/21/96

CUSTOMER: Daniel B. Stephens & Associates PROJECT: 6033.2 ATTN: Bob Marley

QC Type	Description	Reag. Code	Lab ID	Dilution Factor	Date	Time
MB	Method Blank	MB1969			10/08/96	1721

Parameter/Test Description	QC Result	QC Result	Rep. Limit	True Value	Orig. Value	Calc. Result	Units	F
Phenanthrene	ND		10.					
Pyrene	ND		10.					
1,2,4-Trichlorobenzene	ND		10.					
Benzoic acid	ND		50.					
4-Chloro-3-methylphenol	ND		10.					
2-Chlorophenol	ND		10.					
2,4-Dichlorophenol	ND		10.					
2,4-Dimethylphenol	ND		10.					
2,4-Dinitrophenol	ND		50.					
2-Methyl-4,6-dinitrophenol	ND		50.					
2-Methylphenol (o-cresol)	ND		10.					
4-Methylphenol (p-cresol)	ND		10.					
2-Nitrophenol	ND		10.					
4-Nitrophenol	ND		50.					
Pentachlorophenol	ND		50.					
Phenol	ND		10.					
2,4,5-Trichlorophenol	ND		10.					
2,4,6-Trichlorophenol	ND		10.					

The analytical results, opinions or interpretations contained in this report are based upon information and material supplied by the client for whose exclusive and confidential use this report has been made. The analytical results, opinions or interpretations expressed represent the best judgment of Core Laboratories. Core Laboratories, however, makes no warranty or representation, express or implied, of any type, and expressly disclaims same as to the productivity, proper operations or profitableness of any oil, gas, coal or other mineral, property, well or sand in connection with which such report is used or relied upon for any reason whatsoever. This report shall not be reproduced, in whole or in part, without the written approval of Core Laboratories.

CORE LABORATORIES

SURROGATE RECOVERIES REPORT

Job Number.: 962701 Report Date: 10/21/96

CUSTOMER: Daniel B. Stephens & Associates PROJECT: 6033.2 ATTN: Bob Marley

Method.....: SW-846 8240 Batch.....: 13881
Method Code.....: 8240 Analyst.....: tdw

Surrogate	Units
4-Bromofluorobenzene	ug/L

Lab ID	Matrix	QC Type	Dilution	Result	True Value	Percent Recovery	Flag	Date	Time
		MB		48.63	50.179	96.9		09/30/96	1401
		RS		50.74	50.179	101.1		09/30/96	1435
962701-7				51.26	50.179	102.2		09/30/96	2211

Surrogate	Units
Dibromofluoromethane	ug/L

Lab ID	Matrix	QC Type	Dilution	Result	True Value	Percent Recovery	Flag	Date	Time
		MB		46.20	50.219	92.0		09/30/96	1401
		RS		47.46	50.219	94.5		09/30/96	1435
962701-7				50.40	50.219	100.4		09/30/96	2211

Surrogate	Units
Toluene-d8	ug/L

Lab ID	Matrix	QC Type	Dilution	Result	True Value	Percent Recovery	Flag	Date	Time
		MB		47.81	50.204	95.2		09/30/96	1401
		RS		49.32	50.204	98.2		09/30/96	1435
962701-7				49.88	50.204	99.4		09/30/96	2211

Method.....: SW-846 8080 Batch.....: 13996
Method Code.....: 8080PC Analyst.....: smc

Surrogate	Units
2,4,5,6-Tetrachloro-m-xylene	ug/L

Lab ID	Matrix	QC Type	Dilution	Result	True Value	Percent Recovery	Flag	Date	Time
		MB		0.0172	0.02004	86		10/02/96	1531
		LCS		0.0203	0.02004	101		10/02/96	1600
962675-1				0.0186	0.02004	93		10/02/96	1629
962675-2				0.0212	0.02004	106		10/02/96	1658
962677-1				0.0200	0.02004	100		10/02/96	1727
962677-2				0.0216	0.02004	108		10/02/96	1756
962701-7				0.0210	0.02004	105		10/02/96	1825

The analytical results, opinions or interpretations contained in this report are based upon information and material supplied by the client for whose exclusive and confidential use this report has been made. The analytical results, opinions or interpretations expressed represent the best judgment of Core Laboratories. Core Laboratories, however, makes no warranty or representation, express or implied, of any type, and expressly disclaims same as to the productivity, proper operations or profitableness of any oil, gas, coal, or other mineral, property, well or sand in connection with which such report is used or relied upon for any reason whatsoever. This report shall not be reproduced, in whole or in part, without the written approval of Core Laboratories.

CORE LABORATORIES

SURROGATE RECOVERIES REPORT

Job Number.: 962701 Report Date: 10/21/96

CUSTOMER: Daniel B. Stephens & Associates PROJECT: 6033.2 ATTN: Bob Marley

Surrogate	Units
4,4'-Dichlorobiphenyl	ug/L

Lab ID	Matrix	QC Type	Dilution	Result	True Value	Percent Recovery	Flag	Date	Time
		MB		0.0183	0.02004	91		10/02/96	1531
		LCS		0.0192	0.02004	96		10/02/96	1600
962675-1				0.0197	0.02004	98		10/02/96	1629
962675-2				0.0210	0.02004	105		10/02/96	1658
962677-1				0.0205	0.02004	102		10/02/96	1727
962677-2				0.0217	0.02004	108		10/02/96	1756
962701-7				0.0202	0.02004	101		10/02/96	1825

Method.....: SW-846 8240 Batch.....: 14040
Method Code.....: 8240 Analyst.....: bfr

Surrogate	Units
4-Bromofluorobenzene	ug/L

Lab ID	Matrix	QC Type	Dilution	Result	True Value	Percent Recovery	Flag	Date	Time
	Solid	MB		46.85	50.179	93.4		10/01/96	1213
962675-3	Solid			50.84	50.179	101.3		10/01/96	1315
962675-4	Solid			47.10	50.179	93.9		10/01/96	1350
962675-5	Solid			46.53	50.179	92.7		10/01/96	1425
962675-6	Solid			47.37	50.179	94.4		10/01/96	1459
962675-7	Solid			46.86	50.179	93.4		10/01/96	1535
962675-13	Solid			46.16	50.179	92.0		10/01/96	1611
962675-13	Solid	MS		46.30	50.179	92.3		10/01/96	1646
962675-13	Solid	MSD		46.97	50.179	93.6		10/01/96	1720
962701-6	Solid			46.81	50.179	93.3		10/01/96	1755

Surrogate	Units
Dibromofluoromethane	ug/L

Lab ID	Matrix	QC Type	Dilution	Result	True Value	Percent Recovery	Flag	Date	Time
	Solid	MB		48.25	50.219	96.1		10/01/96	1213
962675-3	Solid			49.89	50.219	99.3		10/01/96	1315
962675-4	Solid			47.97	50.219	95.5		10/01/96	1350
962675-5	Solid			46.51	50.219	92.6		10/01/96	1425
962675-6	Solid			46.36	50.219	92.3		10/01/96	1459
962675-7	Solid			46.56	50.219	92.7		10/01/96	1535
962675-13	Solid			45.79	50.219	91.2		10/01/96	1611
962675-13	Solid	MS		45.57	50.219	90.7		10/01/96	1646
962675-13	Solid	MSD		46.38	50.219	92.4		10/01/96	1720
962701-6	Solid			47.32	50.219	94.2		10/01/96	1755

The analytical results, opinions or interpretations contained in this report are based upon information and material supplied by the client for whose exclusive and confidential use this report has been made. The analytical results, opinions or interpretations expressed represent the best judgment of Core Laboratories. Core Laboratories, however, makes no warranty or representation, express or implied, of any type, and expressly disclaims same as to the productivity, proper operations or profitableness of any oil, gas, coal or other mineral, property, well or sand in connection with which such report is used or relied upon for any reason whatsoever. This report shall not be reproduced, in whole or in part, without the written approval of Core Laboratories.

CORE LABORATORIES

SURROGATE RECOVERIES REPORT

Job Number.: 962701 Report Date: 10/21/96

CUSTOMER: Daniel B. Stephens & Associates PROJECT: 6033.2 ATTN: Bob Marley

Surrogate	Units
Toluene-d8	ug/L

Lab ID	Matrix	QC Type	Dilution	Result	True Value	Percent Recovery	Flag	Date	Time
	Solid	MB		47.95	50.204	95.5		10/01/96	1213
962675-3	Solid			57.51	50.204	114.6		10/01/96	1315
962675-4	Solid			48.07	50.204	95.7		10/01/96	1350
962675-5	Solid			47.84	50.204	95.3		10/01/96	1425
962675-6	Solid			47.61	50.204	94.8		10/01/96	1459
962675-7	Solid			48.17	50.204	95.9		10/01/96	1535
962675-13	Solid			46.82	50.204	93.3		10/01/96	1611
962675-13	Solid	MS		47.18	50.204	94.0		10/01/96	1646
962675-13	Solid	MSD		47.17	50.204	94.0		10/01/96	1720
962701-6	Solid			47.27	50.204	94.2		10/01/96	1755

Method.....: SW-846 8270 Batch.....: 14157
Method Code.....: 8270 Analyst.....: dmj

Surrogate	Units
2,4,6-Tribromophenol	ug/L

Lab ID	Matrix	QC Type	Dilution	Result	True Value	Percent Recovery	Flag	Date	Time
		MB	1.00	84.08	100.01	84		10/02/96	1731
		SB	1.00	95.34	100.01	95		10/04/96	1904
		SBD	1.00	95.40	100.01	95		10/04/96	2001
962675-1			1.00	96.40	100.01	96		10/04/96	2156
962675-2			1.00	96.60	100.01	97		10/04/96	2253
962677-1			1.00	96.29	100.01	96		10/04/96	2349
962677-2			1.00	95.01	100.01	95		10/05/96	0047
962701-7			1.00	88.45	100.01	88		10/07/96	1446

Surrogate	Units
2-Fluorobiphenyl	ug/L

Lab ID	Matrix	QC Type	Dilution	Result	True Value	Percent Recovery	Flag	Date	Time
		MB	1.00	35.62	50.01	71		10/02/96	1731
		SB	1.00	37.06	50.01	74		10/04/96	1904
		SBD	1.00	39.29	50.01	79		10/04/96	2001
962675-1			1.00	44.18	50.01	88		10/04/96	2156
962675-2			1.00	41.62	50.01	83		10/04/96	2253
962677-1			1.00	40.90	50.01	82		10/04/96	2349
962677-2			1.00	40.73	50.01	81		10/05/96	0047
962701-7			1.00	38.67	50.01	77		10/07/96	1446

The analytical results, opinions or interpretations contained in this report are based upon information and material supplied by the client for whose exclusive and confidential use this report has been made. The analytical results, opinions or interpretations expressed represent the best judgment of Core Laboratories. Core Laboratories, however, makes no warranty or representation, express or implied, of any type, and expressly disclaims same as to the productivity, proper operations or profitableness of any oil, gas, coal, or other mineral, property, well or sand in connection with which such report is used or relied upon for any reason whatsoever. This report shall not be reproduced, in whole or in part, without the written approval of Core Laboratories.

CORE LABORATORIES

SURROGATE RECOVERIES REPORT

Job Number.: 962701 Report Date: 10/21/96

CUSTOMER: Daniel B. Stephens & Associates PROJECT: 6033.2 ATTN: Bob Marley

Surrogate	Units
2-Fluorophenol	ug/L

Lab ID	Matrix	QC Type	Dilution	Result	True Value	Percent Recovery	Flag	Date	Time
		MB	1.00	41.58	100.00	42		10/02/96	1731
		SB	1.00	38.64	100.00	39		10/04/96	1904
		SBD	1.00	40.59	100.00	41		10/04/96	2001
962675-1			1.00	48.51	100.00	49		10/04/96	2156
962675-2			1.00	47.37	100.00	47		10/04/96	2253
962677-1			1.00	44.46	100.00	44		10/04/96	2349
962677-2			1.00	46.19	100.00	46		10/05/96	0047
962701-7			1.00	44.94	100.00	45		10/07/96	1446

Surrogate	Units
Nitrobenzene-d5	ug/L

Lab ID	Matrix	QC Type	Dilution	Result	True Value	Percent Recovery	Flag	Date	Time
		MB	1.00	34.50	50.05	69		10/02/96	1731
		SB	1.00	36.02	50.05	72		10/04/96	1904
		SBD	1.00	38.12	50.05	76		10/04/96	2001
962675-1			1.00	42.10	50.05	84		10/04/96	2156
962675-2			1.00	40.64	50.05	81		10/04/96	2253
962677-1			1.00	39.78	50.05	79		10/04/96	2349
962677-2			1.00	39.37	50.05	79		10/05/96	0047
962701-7			1.00	38.03	50.05	76		10/07/96	1446

Surrogate	Units
Phenol-d6	ug/L

Lab ID	Matrix	QC Type	Dilution	Result	True Value	Percent Recovery	Flag	Date	Time
		MB	1.00	29.08	100.02	29		10/02/96	1731
		SB	1.00	29.32	100.02	29		10/04/96	1904
		SBD	1.00	30.98	100.02	31		10/04/96	2001
962675-1			1.00	35.90	100.02	36		10/04/96	2156
962675-2			1.00	34.23	100.02	34		10/04/96	2253
962677-1			1.00	33.22	100.02	33		10/04/96	2349
962677-2			1.00	34.05	100.02	34		10/05/96	0047
962701-7			1.00	31.13	100.02	31		10/07/96	1446

Surrogate	Units
Terphenyl-d14	ug/L

Lab ID	Matrix	QC Type	Dilution	Result	True Value	Percent Recovery	Flag	Date	Time
		MB	1.00	47.08	50.00	94		10/02/96	1731

The analytical results, opinions or interpretations contained in this report are based upon information and material supplied by the client for whose exclusive and confidential use this report has been made. The analytical results, opinions or interpretations expressed represent the best judgment of Core Laboratories. Core Laboratories, however, makes no warranty or representation, express or implied, of any type, and expressly disclaims same as to the productivity, proper operations or profitableness of any oil, gas, coal or other mineral, property, well or sand in connection with which such report is used or relied upon for any reason whatsoever. This report shall not be reproduced, in whole or in part, without the written approval of Core Laboratories

CORE LABORATORIES

SURROGATE RECOVERIES REPORT

Job Number.: 962701 Report Date: 10/21/96

CUSTOMER: Daniel B. Stephens & Associates PROJECT: 6033.2 ATTN: Bob Marley

Surrogate	Units
Terphenyl-d14	ug/L

Lab ID	Matrix	QC Type	Dilution	Result	True Value	Percent Recovery	Flag	Date	Time
		SB	1.00	49.81	50.00	100		10/04/96	1904
		SBD	1.00	51.73	50.00	103		10/04/96	2001
962675-1			1.00	44.70	50.00	89		10/04/96	2156
962675-2			1.00	40.66	50.00	81		10/04/96	2253
962677-1			1.00	52.10	50.00	104		10/04/96	2349
962677-2			1.00	43.62	50.00	87		10/05/96	0047
962701-7			1.00	43.66	50.00	87		10/07/96	1446

Method.....: SW-846 8080 Batch.....: 14158
Method Code.....: 8080PC Analyst.....: smc

Surrogate	Units
2,4,5,6-Tetrachloro-m-xylene	ug/L

Lab ID	Matrix	QC Type	Dilution	Result	True Value	Percent Recovery	Flag	Date	Time
	Solid	MB		0.0236	0.02004	118		10/07/96	1834
962675-3	Solid			0.0217	0.02004	108		10/07/96	1903
962675-4	Solid			0.0153	0.02004	76		10/07/96	1956
962675-5	Solid			0.0104	0.02004	52	X	10/08/96	1159
962675-6	Solid			0.0155	0.02004	77		10/07/96	2054
962675-7	Solid			0.0205	0.02004	102		10/07/96	2123
962675-13	Solid			0.0172	0.02004	86		10/07/96	2152
962701-6	Solid			0.0168	0.02004	84		10/07/96	2221

Surrogate	Units
4,4'-Dichlorobiphenyl	ug/L

Lab ID	Matrix	QC Type	Dilution	Result	True Value	Percent Recovery	Flag	Date	Time
	Solid	MB		0.0222	0.02004	111		10/07/96	1834
962675-3	Solid			0.00797	0.02004	40	X	10/07/96	1903
962675-4	Solid			0.0150	0.02004	75		10/07/96	1956
962675-5	Solid			0.0134	0.02004	67		10/08/96	1159
962675-6	Solid			0.0152	0.02004	76		10/07/96	2054
962675-7	Solid			0.0184	0.02004	92		10/07/96	2123
962675-13	Solid			0.0148	0.02004	74		10/07/96	2152
962701-6	Solid			0.0157	0.02004	78		10/07/96	2221

The analytical results, opinions or interpretations contained in this report are based upon information and material supplied by the client for whose exclusive and confidential use this report has been made. The analytical results, opinions or interpretations expressed represent the best judgment of Core Laboratories. Core Laboratories, however, makes no warranty or representation, express or implied, of any type, and expressly disclaims same as to the productivity, proper operations or profitableness of any oil, gas, coal or other mineral property, well or sand in connection with which such report is used or relied upon for any reason whatsoever. This report shall not be reproduced, in whole or in part, without the written approval of Core Laboratories.

CORE LABORATORIES

SURROGATE RECOVERIES REPORT

Job Number.: 962701 Report Date: 10/21/96

CUSTOMER: Daniel B. Stephens & Associates PROJECT: 6033.2 ATTN: Bob Marley

Method.....: SW-846 8270 Batch.....: 14202
Method Code.....: 8270 Analyst.....: dmj

Surrogate	Units
2,4,6-Tribromophenol	ug/L

Lab ID	Matrix	QC Type	Dilution	Result	True Value	Percent Recovery	Flag	Date	Time
	Solid	MB	1.00	95.14	100.01	95		10/08/96	1721
962675-4	Solid		1.00	100.26	100.01	100		10/08/96	2304
962675-5	Solid		1.00	97.80	100.01	98		10/09/96	0002
962675-6	Solid		1.00	98.09	100.01	98		10/09/96	0058
962675-7	Solid		1.00	98.66	100.01	99		10/09/96	0156
962675-3	Solid		10.00	6.81	100.01	68		10/09/96	0211
962675-13	Solid		1.00	88.98	100.01	89		10/09/96	0309
962701-6	Solid		1.00	89.57	100.01	90		10/09/96	0406

Surrogate	Units
2-Fluorobiphenyl	ug/L

Lab ID	Matrix	QC Type	Dilution	Result	True Value	Percent Recovery	Flag	Date	Time
	Solid	MB	1.00	45.08	50.01	90		10/08/96	1721
962675-4	Solid		1.00	47.26	50.01	95		10/08/96	2304
962675-5	Solid		1.00	46.18	50.01	92		10/09/96	0002
962675-6	Solid		1.00	42.93	50.01	86		10/09/96	0058
962675-7	Solid		1.00	38.80	50.01	78		10/09/96	0156
962675-3	Solid		10.00	3.54	50.01	71		10/09/96	0211
962675-13	Solid		1.00	45.31	50.01	91		10/09/96	0309
962701-6	Solid		1.00	42.40	50.01	85		10/09/96	0406

Surrogate	Units
2-Fluorophenol	ug/L

Lab ID	Matrix	QC Type	Dilution	Result	True Value	Percent Recovery	Flag	Date	Time
	Solid	MB	1.00	92.19	100.00	92		10/08/96	1721
962675-4	Solid		1.00	92.74	100.00	93		10/08/96	2304
962675-5	Solid		1.00	92.60	100.00	93		10/09/96	0002
962675-6	Solid		1.00	82.81	100.00	83		10/09/96	0058
962675-7	Solid		1.00	83.81	100.00	84		10/09/96	0156
962675-3	Solid		10.00	6.90	100.00	69		10/09/96	0211
962675-13	Solid		1.00	94.48	100.00	94		10/09/96	0309
962701-6	Solid		1.00	87.22	100.00	87		10/09/96	0406

The analytical results, opinions or interpretations contained in this report are based upon information and material supplied by the client for whose exclusive and confidential use this report has been made. The analytical results, opinions or interpretations expressed represent the best judgment of Core Laboratories. Core Laboratories, however, makes no warranty or representation, express or implied, of any type, and expressly disclaims same as to the productivity, proper operations or profitableness of any oil, gas, coal or other mineral, property, well or sand in connection with which such report is used or relied upon for any reason whatsoever. This report shall not be reproduced, in whole or in part, without the written approval of Core Laboratories

CORE LABORATORIES

SURROGATE RECOVERIES REPORT

Job Number.: 962701 Report Date: 10/21/96

CUSTOMER: Daniel B. Stephens & Associates PROJECT: 6033.2 ATTN: Bob Marley

Surrogate	Units
Nitrobenzene-d5	ug/L

Lab ID	Matrix	QC Type	Dilution	Result	True Value	Percent Recovery	Flag	Date	Time
	Solid	MB	1.00	45.12	50.05	90		10/08/96	1721
962675-4	Solid		1.00	45.93	50.05	92		10/08/96	2304
962675-5	Solid		1.00	45.47	50.05	91		10/09/96	0002
962675-6	Solid		1.00	39.92	50.05	80		10/09/96	0058
962675-7	Solid		1.00	38.60	50.05	77		10/09/96	0156
962675-3	Solid		10.00	3.44	50.05	69		10/09/96	0211
962675-13	Solid		1.00	43.87	50.05	88		10/09/96	0309
962701-6	Solid		1.00	41.05	50.05	82		10/09/96	0406

Surrogate	Units
Phenol-d6	ug/L

Lab ID	Matrix	QC Type	Dilution	Result	True Value	Percent Recovery	Flag	Date	Time
	Solid	MB	1.00	92.66	100.02	93		10/08/96	1721
962675-4	Solid		1.00	95.76	100.02	96		10/08/96	2304
962675-5	Solid		1.00	94.73	100.02	95		10/09/96	0002
962675-6	Solid		1.00	87.10	100.02	87		10/09/96	0058
962675-7	Solid		1.00	85.22	100.02	85		10/09/96	0156
962675-3	Solid		10.00	7.29	100.02	73		10/09/96	0211
962675-13	Solid		1.00	93.75	100.02	94		10/09/96	0309
962701-6	Solid		1.00	89.71	100.02	90		10/09/96	0406

Surrogate	Units
Terphenyl-d14	ug/L

Lab ID	Matrix	QC Type	Dilution	Result	True Value	Percent Recovery	Flag	Date	Time
	Solid	MB	1.00	51.74	50.00	103		10/08/96	1721
962675-4	Solid		1.00	52.62	50.00	105		10/08/96	2304
962675-5	Solid		1.00	52.05	50.00	104		10/09/96	0002
962675-6	Solid		1.00	54.09	50.00	108		10/09/96	0058
962675-7	Solid		1.00	50.10	50.00	100		10/09/96	0156
962675-3	Solid		10.00	4.54	50.00	91		10/09/96	0211
962675-13	Solid		1.00	49.00	50.00	98		10/09/96	0309
962701-6	Solid		1.00	48.68	50.00	97		10/09/96	0406

The analytical results, opinions or interpretations contained in this report are based upon information and material supplied by the client for whose exclusive and confidential use this report has been made. The analytical results, opinions or interpretations expressed represent the best judgment of Core Laboratories. Core Laboratories, however, makes no warranty or representation, express or implied, of any type, and expressly disclaims same as to the productivity, proper operations or profitableness of any oil, gas, coal or other mineral property, well or sand in connection with which such report is used or relied upon for any reason whatsoever. This report shall not be reproduced, in whole or in part, without the written approval of Core Laboratories

CORE LABORATORIES

QUALITY ASSURANCE METHODS

REFERENCES AND NOTES

Report Date: 10/21/96

Volatile Organics

Method 602/8020

Surrogate Recovery Limits

	Water	Soil
Bromofluorobenzene	89-110%	78-123%

Spike/Spike Duplicate Recovery Limits

	Water	Soil
Benzene	39-150%	75-125%
Ethylbenzene	32-160%	60-140%
Toluene	46-148%	70-130%
Xylenes	75-125%	61-139%

Method 8015 Modified

Spike/Spike Duplicate Recovery Limits

	Water	Soil
TVPH	81-124%	48-152%
TEPH	54-135%	54-135%

Method 624/8240/8260

Surrogate Recovery Limits

	Water	Soil
Dibromofluoromethane	86-118%	80-120%
Toluene-(d8)	88-110%	81-117%
4-Bromofluorobenzene	86-115%	74-121%

Spike/Spike Duplicate Recovery & RPD Limits

	Water		Soil	
	Recovery	RPD	Recovery	RPD
1,1-Dichloroethene	61-145%	14	59-172%	22
Trichloroethene	71-120%	14	62-137%	24
Benzene	76-127%	11	66-142%	21
Toluene	76-125%	13	59-139%	21
Chlorobenzene	75-130%	13	60-133%	21

Pesticides/PCB Organics

Method 608/8080

Surrogate Recovery Limits

	Water	Soil
Tetrachloro-m-xylene	60-150%	60-150%
4,4'-Dichlorobiphenyl	60-150%	60-150%

Method 8140

Surrogate Recovery Limits

	Water	Soil
Tributylphosphate	36-152%	36-152%
Triphenylphosphate	40-152%	40-152%

Base/Neutral/Acid Organics

Method 625/8270

Surrogate Recovery Limits

	Water	Soil
Nitrobenzene-d5	35-114%	23-120%
2-Fluorobiphenyl	43-116%	30-115%
4-Terphenyl-d14	33-141%	18-137%
Phenol-d6	10-94%	24-113%
2-Fluorophenol	21-100%	25-121%
2,4,6-Tribromophenol	10-123%	19-122%

The analytical results, opinions or interpretations contained in this report are based upon information and material supplied by the client for whose exclusive and confidential use this report has been made. The analytical results, opinions or interpretations expressed represent the best judgment of Core Laboratories. Core Laboratories, however, makes no warranty or representation, express or implied, of any type, and expressly disclaims same as to the productivity, proper operations or profitableness of any oil, gas, coal or other mineral property, well or sand in connection with which such report is used or relied upon for any reason whatsoever. This report shall not be reproduced, in whole or in part, without the written approval of Core Laboratories.

CORE LABORATORIES

QUALITY ASSURANCE METHODS

REFERENCES AND NOTES

Report Date: 10/21/96

Matrix Spike/Matrix Spike Duplicate Recovery & RPD Limits

	Water		Soil	
	Recovery	RPD	Recovery	RPD
Phenol	12-110%	42	26-90%	35
2-Chlorophenol	27-123%	40	25-102%	50
1,4-Dichlorobenzene	36-97%	28	28-104%	27
N-Nitroso-di-n-propylamine	41-116%	38	41-126%	38
1,2,4-Trichlorobenzene	39-98%	28	38-107%	23
4-Chloro-3-methylphenol	23-97%	42	26-103%	33
Acenaphthene	46-118%	31	31-137%	19
4-Nitrophenol	10-80%	50	11-114%	50
2,4-Dintrotoluene	24-96%	38	28-89%	47
Pentachlorophenol	9-103%	50	17-109%	47
Pyrene	26-127%	31	35-142%	36

The analytical results, opinions or interpretations contained in this report are based upon information and material supplied by the client for whose exclusive and confidential use this report has been made. The analytical results, opinions or interpretations expressed represent the best judgment of Core Laboratories. Core Laboratories, however, makes no warranty or representation, express or implied, of any type, and expressly disclaims same as to the productivity, proper operations or profitableness of any oil, gas, coal or other mineral, property, well or sand in connection with which such report is used or relied upon for any reason whatsoever. This report shall not be reproduced, in whole or in part, without the written approval of Core Laboratories.

CORE LABORATORIES

QUALITY ASSURANCE METHODS

REFERENCES AND NOTES

Report Date: 10/21/96

(1) EPA 600/4-79-020, Methods for Chemical Analysis of Water and Wastes, March 1983

(2) EPA SW-846, Test Methods for Evaluating Solid Waste, Third Edition, 1989

(3) Standard Methods for The Examination of Water and Wastewater, 17th Edition, 1989

(4) EPA 600/4-80-032, Prescribed Procedures For Measurement Of Radioactivity In Drinking Water, August 1980

(5) EPA 600/8-78-017, Microbiological Methods For Monitoring The Environment, December 1978

(6) Federal Register, July 1, 1990 (40 CFR Part 136)

(7) EPA 600/4-88-03, Methods For The Determination of Organics Compounds in Drinking Water, December 1988

(8) U.S.G.S. Methods For Determination of Inorganic Substances In Water And Fluvial Sediments, Book 5, Chapter A1, 1985

(9) Federal Register, Friday, June 7, 1991 (40 CFR Parts 141 & 142)

(10) Standard Methods For The Examination of Water and Wastewater, 16th Edition, 1985

(11) ASTM, Section 11 Water and Environmental Technology, Volume 11.01 Water (1), 1991

(12) Methods of Soil Analysis, American Society of Agronomy, Agronomy No. 9, 1965

(13) EPA SW-846, Test Methods For Evaluating Solid Waste, Third Edition, Revision 1, November 1990

(14) ASTM, Section 5, Petroleum Products, Lubricants, and Fossil Fuels, Volume 05.05, Gaseous Fuels, Coal, and Coke

(15) EPA 600/2-78-054, Field and Laboratory Methods Applicable To Overburdens and Mine Soils, March 1978

(16) ASTM, Part 19, Soils and Rocks; Building Stones, 1981

Comments: Data in the QA report may differ from final results due to digestion and/or dilution of sample into analytical ranges. The "Time Analyzed" in the QA report refers to the start time of the analytical batch which may not reflect the actual time of each analysis. The "Date Analyzed" is the actual date of analysis. Results for soil and sludge samples are reported on a wet weight basis (i.e. not corrected for percent moisture) unless otherwise indicated.

NC = Not Calculable Due to Value(s) lower than the Detection Limit.

BLANK QC SAMPLE IDENTIFICATION

The analytical results, opinions or interpretations contained in this report are based upon information and material supplied by the client for whose exclusive and confidential use this report has been made. The analytical results, opinions or interpretations expressed represent the best judgment of Core Laboratories. Core Laboratories, however, makes no warranty or representation, express or implied, of any type, and expressly disclaims same as to the productivity, proper operations or profitableness of any oil, gas, coal or other minerals, property, well or sand in connection with which such report is used or relied upon for any reason whatsoever. This report shall not be reproduced, in whole or in part, without the written approval of Core Laboratories.

QUALITY ASSURANCE METHODS

REFERENCES AND NOTES

Report Date: 10/21/96

MB	Method Blank
ICB	Initial Calibration Blank
CCB	Continuing Calibration Blank

SPIKE QC SAMPLE IDENTIFICATION

MS	Method (Matrix) Spike
MSD	Method (Matrix) Spike Duplicate
PDS	Post Digestion Spike
SB	Spiked Blank
SBD	Spike Blank Duplicate

REFERENCE STANDARD QC SAMPLE IDENTIFICATION

LCS	Laboratory Control Standard
RS	Reference Standard
ICV	Initial Calibration Verification Standard
CCV	Continuing Calibration Verification Standard
ISA/ISB	ICP Interface Check Sample
ICL	Initial Calibration/Laboratory Control Sample
DSC	Distilled Standard Check

DUPLICATE QC SAMPLE IDENTIFICATION

MD	Method (Matrix) Duplicate
ED	Extraction Duplicate
DD	Digestion Duplicate

Analyses performed by a subcontract laboratory are indicated on the analytical and/or quality control reports under "technician" using the following codes:

SUBCONTRACT LABORATORY	CODE
Core Laboratories - Anaheim, CA	* AN
Core Laboratories - Casper, WY	* CA
Core Laboratories - Corpus Christi, TX	* CC
Core Laboratories - Houston, TX	* HP
Core Laboratories - Lake Charles, LA	* LC
Core Laboratories - Long Beach, CA	* LB
Other Subcontract Laboratories	* XX

EXPLANATION OF DATA FLAGS

B - This flag is used to indicate that an analyte is present in the method blank as well as in the sample. It indicates that the client should consider this when evaluating the results.

D - This flag indicates that surrogates were diluted out of calibration range and cannot be quantified.

E - Indicates that a sample result is an estimate because the concentration exceeded the calibration range of the instrument.

I - Used to indicate matrix interference.

J - Indicates that a value is an estimate. It is used when a compound is determined to be present based on the mass spectral data, but at a concentration less than the practical quantitation limit of the method.

The analytical results, opinions or interpretations contained in this report are based upon information and material supplied by the client for whose exclusive and confidential use this report has been made. The analytical results, opinions or interpretations expressed represent the best judgment of Core Laboratories. Core Laboratories, however, makes no warranty or representation, express or implied, of any type, and expressly disclaims same as to the productivity, proper operations or profitableness of any oil, gas, coal or other mineral property, well or sand in connection with which such report is used or relied upon for any reason whatsoever. This report shall not be reproduced, in whole or in part, without the written approval of Core Laboratories.

QUALITY ASSURANCE METHODS

REFERENCES AND NOTES

Report Date: 10/21/96

This flag is also used when estimating the concentration of a tentatively identified compound.

X - Indicates that a surrogate recovery is outside the specified quality control limits.

Y - Used to identify a spike or spike duplicate recovery that is outside the specified quality control limits.

Z - Indicates a relative percent difference for a spike and spike duplicate is outside the specified quality control limits.

* - Indicates a relative percent difference for a duplicate analysis is outside the specified quality control limits.

^ - Used to indicate that a standard is outside specified quality control limits.

The analytical results, opinions or interpretations contained in this report are based upon information and material supplied by the client for whose exclusive and confidential use this report has been made. The analytical results, opinions or interpretations expressed represent the best judgment of Core Laboratories. Core Laboratories, however, makes no warranty or representation, express or implied, of any type, and expressly disclaims same as to the productivity, proper operations or profitableness of any oil, gas, coal or other minerals, property, well or sand, in connection with which such report is used or relied upon for any reason whatsoever. This report shall not be reproduced, in whole or in part, without the written approval of Core Laboratories.

Additional Analyses
Job Number 962612
November 14, 1996

CORE LABORATORIES

ANALYTICAL REPORT

JOB NUMBER: 962612

Prepared For:

Daniel B. Stephens & Associates
6020 Academy NE
Suite 100
Albuquerque, NM 87109

Attention: Bob Marley

Date: 11/14/96

ADDITIONAL DATA

Don Morris
Signature

November 18, 1996
Date

Name: Don L. Morris

Title: Project Manager

CORE LABORATORIES, INC.
10703 East Bethany Drive
Aurora, CO 80014

PHONE: (303) 751-1780
FAX: (303) 751-1784

The analytical results, opinions or interpretations contained in this report are based upon information and material supplied by the client for whose exclusive and confidential use this report has been made. The analytical results, opinions or interpretations expressed represent the best judgment of Core Laboratories. Core Laboratories, however, makes no warranty or representation, express or implied, of any type, and expressly disclaims same as to the productivity, proper operations or profitableness of any oil, gas, coal or other mineral, property, well or sand in connection with which such report is used or relied upon for any reason whatsoever. This report shall not be reproduced, in whole or in part, without the written approval of Core Laboratories.

CORE LABORATORIES

SAMPLE INFORMATION
Date: 11/14/96

Job Number.: 962612
Customer ..: Daniel B. Stephens & Associates
Attn.....: Bob Marley

Project Number.....: 96000156
Customer Project ID....: 6033.3 ENRON-ROSWELL
Project Description....: DB Stevens/Enron

Laboratory Sample ID	Customer Sample ID	Sample Matrix	Date Sampled	Time Sampled	Date Received	Time Received
962612-1	MW-11	Water	09/19/96	14:55	09/21/96	10:10
962612-2	MW-13	Water	09/19/96	17:25	09/21/96	10:10

The analytical results, opinions or interpretations contained in this report are based upon information and material supplied by the client for whose exclusive and confidential use this report has been made. The analytical results, opinions or interpretations expressed represent the best judgment of Core Laboratories. Core Laboratories, however, makes no warranty or representation, express or implied, of any type, and expressly disclaims same as to the productivity, proper operations or profitableness of any oil, gas, coal or other mineral property, well or sand in connection with which such report is used or relied upon for any reason whatsoever. This report shall not be reproduced, in whole or in part, without the written approval of Core Laboratories.

CORE LABORATORIES

LABORATORY TEST RESULTS

Job Number: 962612 Date: 11/14/96

CUSTOMER: Daniel B. Stephens & Associates PROJECT: 6033.3 ENRON-ROSWELL ATTN: Bob Marley

Customer Sample ID: MW-11
Date Sampled.....: 09/19/96
Time Sampled.....: 14:55
Sample Matrix.....: Water

Laboratory Sample ID: 962612-1
Date Received.....: 09/21/96
Time Received.....: 10:10

TEST METHOD	PARAMETER/TEST DESCRIPTION	SAMPLE RESULT	REPORTING LIMIT	UNITS	DATE	TECH
SW-846 3010	Acid Digestion, Total Metals, Total	Complete			09/24/96	lmt
SW-846 6010A	Arsenic (As), Total	<0.05	0.05	mg/L	09/25/96	smh
SW-846 6010A	Barium (Ba), Total	<0.01	0.01	mg/L	09/25/96	smh
SW-846 6010A	Cadmium (Cd), Total	<0.005	0.005	mg/L	09/25/96	smh
SW-846 6010A	Calcium (Ca), Total	642	0.5	mg/L	09/25/96	smh
SW-846 6010A	Chromium (Cr), Total	<0.01	0.01	mg/L	09/25/96	smh
SW-846 6010A	Copper (Cu), Total	<0.01	0.01	mg/L	09/25/96	smh
SW-846 6010A	Lead (Pb), Total	0.004	0.003	mg/L	09/25/96	smh
SW-846 6010A	Magnesium (Mg), Total	144	0.1	mg/L	09/25/96	smh
SW-846 6010A	Manganese (Mn), Total	0.01	0.01	mg/L	09/25/96	smh
SW-846 7470	Mercury (Hg), Total	<0.0002	0.0002	mg/L	10/01/96	lmt
SW-846 6010A	Potassium (K), Total	<5	5	mg/L	09/25/96	smh
SW-846 6010A	Selenium (Se), Total	<0.01	0.01	mg/L	09/25/96	smh
SW-846 6010A	Silver (Ag), Total	<0.01	0.01	mg/L	09/25/96	smh
SW-846 6010A	Sodium (Na), Total	202	5	mg/L	09/25/96	smh
SW-846 6010A	Zinc (Zn), Total	0.04	0.01	mg/L	09/25/96	smh

The analytical results, opinions or interpretations contained in this report are based upon information and material supplied by the client for whose exclusive and confidential use this report has been made. The analytical results, opinions or interpretations expressed represent the best judgment of Core Laboratories. Core Laboratories, however, makes no warranty or representation, express or implied, of any type, and expressly disclaims same as to the productivity, proper operations or profitableness of any oil, gas, coal or other mineral property, well or sand in connection with which such report is used or relied upon for any reason whatsoever. This report shall not be reproduced, in whole or in part, without the written approval of Core Laboratories.

CORE LABORATORIES

LABORATORY TEST RESULTS

Job Number: 962612 Date: 11/14/96

CUSTOMER: Daniel B. Stephens & Associates PROJECT: 6033.3 ENRON-ROSWELL ATTN: Bob Marley

Customer Sample ID: MW-13
Date Sampled.....: 09/19/96
Time Sampled.....: 17:25
Sample Matrix.....: Water

Laboratory Sample ID: 962612-2
Date Received.....: 09/21/96
Time Received.....: 10:10

TEST METHOD	PARAMETER/TEST DESCRIPTION	SAMPLE RESULT	REPORTING LIMIT	UNITS	DATE	TECH
SW-846 3010	Acid Digestion, Total Metals, Total	Complete			09/24/96	lmt
SW-846 6010A	Arsenic (As), Total	<0.05	0.05	mg/L	09/25/96	smh
SW-846 6010A	Barium (Ba), Total	<0.01	0.01	mg/L	09/25/96	smh
SW-846 6010A	Cadmium (Cd), Total	<0.005	0.005	mg/L	09/25/96	smh
SW-846 6010A	Calcium (Ca), Total	496	0.1	mg/L	09/25/96	smh
SW-846 6010A	Chromium (Cr), Total	<0.01	0.01	mg/L	09/25/96	smh
SW-846 6010A	Copper (Cu), Total	<0.01	0.01	mg/L	09/25/96	smh
SW-846 6010A	Lead (Pb), Total	<0.003	0.003	mg/L	09/25/96	smh
SW-846 6010A	Magnesium (Mg), Total	123	0.1	mg/L	09/25/96	smh
SW-846 6010A	Manganese (Mn), Total	0.07	0.01	mg/L	09/25/96	smh
SW-846 7470	Mercury (Hg), Total	<0.0002	0.0002	mg/L	10/01/96	lmt
SW-846 6010A	Potassium (K), Total	5	5	mg/L	09/25/96	smh
SW-846 6010A	Selenium (Se), Total	<0.01	0.01	mg/L	09/25/96	smh
SW-846 6010A	Silver (Ag), Total	<0.01	0.01	mg/L	09/25/96	smh
SW-846 6010A	Sodium (Na), Total	136	5	mg/L	09/25/96	smh
SW-846 6010A	Zinc (Zn), Total	0.01	0.01	mg/L	09/25/96	smh

The analytical results, opinions or interpretations contained in this report are based upon information and material supplied by the client for whose exclusive and confidential use this report has been made. The analytical results, opinions or interpretations expressed represent the best judgment of Core Laboratories. Core Laboratories, however, makes no warranty or representation, express or implied, of any type, and expressly disclaims same as to the productivity, proper operations or profitableness of any oil, gas, coal or other mineral property, well or sand in connection with which such report is used or relied upon for any reason whatsoever. This report shall not be reproduced, in whole or in part, without the written approval of Core Laboratories.

CORE LABORATORIES

QUALITY CONTROL RESULTS

Job Number: 962612 Date: 11/14/96

CUSTOMER: Daniel B. Stephens & Associates PROJECT: 6033.3 ENRON-ROSWELL ATTN: Bob Marley

Test Method.....: SW-846 6010A
Method Description.: Metals Analysis (ICAP)
Parameter.....: Arsenic (As)
Batch.....: 13697
Reporting Limit...: 0.05
Units.....: mg/L
Analyst...: smh

QC	Lab ID	Reagent	QC Result	QC Result	True Value	Orig. Value	Calc. Result	Units	Date/Time
ICV		960716T	2.07529		2.00		103.8	% REC	09/24/96 1033
ICB		960920Z	-0.00039						09/24/96 1130
ISB		960630H	1.02053		1.000		102.1	% REC	09/24/96 1151
CRI		960701T	0.01247		0.5000		2.5	% REC	09/24/96 1301
CCV		960809Z	2.61522		2.5		104.6	% REC	09/24/96 1350
CCB		960920Z	0.00287						09/24/96 1434
CCV		960809Z	2.54251		2.5		101.7	% REC	09/24/96 1534
CCB		960920Z	0.00066						09/24/96 1547
CRI		960701T	0.01196		0.5000		2.4	% REC	09/24/96 1559
ISB		960630H	0.95473		1.000		95.5	% REC	09/24/96 1609
CCV		960809Z	2.53465		2.5		101.4	% REC	09/24/96 1615
CCB		960920Z	-0.00035						09/24/96 1622
CCV		960809Z	2.52608		2.5		101.0	% REC	09/24/96 1918
CCB		960920Z	0.00160						09/24/96 1927
CCV		960809Z	2.53336		2.5		101.3	% REC	09/24/96 2036
CCB		960920Z	0.00090						09/24/96 2058
CCV		960809Z	2.53000		2.5		101.2	% REC	09/24/96 2159
CCB		960920Z	-0.00145						09/24/96 2204
MB		0924	-0.00203						09/24/96 2312
LCS		960923H	0.96444		1.00		96.4	% REC	09/24/96 2330
CCV		960809Z	2.54596		2.5		101.8	% REC	09/24/96 2336
CCB		960920Z	0.00498						09/24/96 2340
MD	962570-1		0.00244			0.00218	0.00026	ABS Diff.	09/24/96 2346
MS	962570-2	960917G	0.96213		1.000	0.00186	96.0	% REC	09/24/96 2351
MSD	962570-2	960917G	0.93272	0.96213	1.000	0.00186	93.1	% REC	09/24/96 2359
							3.1	RPD	
CCV		960809Z	2.55637		2.5		102.3	% REC	09/25/96 0046
CCB		960920Z	0.00086						09/25/96 0121
CCV		960809Z	2.55453		2.5		102.2	% REC	09/25/96 0159
CCB		960920Z	0.00158						09/25/96 0211
MS	962594-4	960917G	1.00176		1.000	-0.00039	100.2	% REC	09/25/96 0238
MSD	962594-4	960917G	1.01461	1.00176	1.000	-0.00039	101.5	% REC	09/25/96 0240
							1.3	RPD	
CCV		960809Z	2.55862		2.5		102.3	% REC	09/25/96 0247
CCB		960920Z	-0.00136						09/25/96 0251
MD	962594-5		0.00041			0.00029	0.00012	ABS Diff.	09/25/96 0256
CCV		960809Z	2.56325		2.5		102.5	% REC	09/25/96 0321
CCB		960920Z	0.00146						09/25/96 0331
CCV		960809Z	2.57694		2.5		103.1	% REC	09/25/96 0407
CCB		960920Z	0.00043						09/25/96 0415
ISB		960630H	1.00535		1.000		100.5	% REC	09/25/96 0423
CCV		960809Z	2.57107		2.5		102.8	% REC	09/25/96 0430
CCB		960920Z	0.00074						09/25/96 0432

Test Method.....: SW-846 6010A
Method Description.: Metals Analysis (ICAP)
Parameter.....: Barium (Ba)
Batch.....: 13697
Reporting Limit...: 0.01
Units.....: mg/L
Analyst...: smh

QC	Lab ID	Reagent	QC Result	QC Result	True Value	Orig. Value	Calc. Result	Units	Date/Time
ICV		960501Q	1.00196		1.00		100.2	% REC	09/24/96 1041
ICB		960920Z	-0.00000						09/24/96 1130

The analytical results, opinions or interpretations contained in this report are based upon information and material supplied by the client for whose exclusive and confidential use this report has been made. The analytical results, opinions or interpretations expressed represent the best judgment of Core Laboratories. Core Laboratories, however, makes no warranty or representation, express or implied, of any type, and expressly disclaims same as to the productivity, proper operations or profitableness of any oil, gas, coal or other mineral property, well or sand in connection with which such report is used or relied upon for any reason whatsoever. This report shall not be reproduced, in whole or in part, without the written approval of Core Laboratories.

CORE LABORATORIES

QUALITY CONTROL RESULTS

Job Number: 962612 Date: 11/14/96

CUSTOMER: Daniel B. Stephens & Associates PROJECT: 6033.3 ENRON-ROSWELL ATTN: Bob Marley

Test Method.....: SW-846 6010A Batch.....: 13697 Analyst...: smh
Method Description.: Metals Analysis (ICAP) Reporting Limit...: 0.01
Parameter.....: Barium (Ba) Units.....: mg/L

QC	Lab ID	Reagent	QC Result	QC Result	True Value	Orig. Value	Calc. Result	Units	Date/Time
ISB		960630H	0.53367		0.5000		106.7	% REC	09/24/96 1151
CRI		960701T	0.21332		10.00		2.1	% REC	09/24/96 1301
CCV		960809Z	5.04992		5.0		101.0	% REC	09/24/96 1350
CCB		960920Z	0.00021						09/24/96 1434
CCV		960809Z	4.84623		5.0		96.9	% REC	09/24/96 1534
CCB		960920Z	0.00031						09/24/96 1547
CRI		960701T	0.20583		10.00		2.1	% REC	09/24/96 1559
ISB		960630H	0.49068		0.5000		98.1	% REC	09/24/96 1609
CCV		960809Z	4.83340		5.0		96.7	% REC	09/24/96 1615
CCB		960920Z	0.00042						09/24/96 1622
CCV		960809Z	4.79308		5.0		95.9	% REC	09/24/96 1918
CCB		960920Z	0.00031						09/24/96 1927
CCV		960809Z	4.78749		5.0		95.7	% REC	09/24/96 2036
CCB		960920Z	-0.00010						09/24/96 2058
CCV		960809Z	4.74337		5.0		94.9	% REC	09/24/96 2159
CCB		960920Z	0.00042						09/24/96 2204
MB		0924	-0.00021						09/24/96 2312
LCS		960923H	0.93929		1.00		93.9	% REC	09/24/96 2330
CCV		960809Z	4.77282		5.0		95.5	% REC	09/24/96 2336
CCB		960920Z	0.00042						09/24/96 2340
MD	962570-1		0.04723			0.04684	0.00039	ABS Diff.	09/24/96 2346
MS	962570-2	960917G	1.05732		1.000	0.04864	100.9	% REC	09/24/96 2351
MSD	962570-2	960917G	1.02573	1.05732	1.000	0.04864	97.7	% REC	09/24/96 2359
							3.0	RPD	
CCV		960809Z	4.90167		5.0		98.0	% REC	09/25/96 0046
CCB		960920Z	-0.00000						09/25/96 0121
CCV		960809Z	5.07920		5.0		101.6	% REC	09/25/96 0159
CCB		960920Z	-0.00000						09/25/96 0211
MS	962594-4	960917G	1.15688		1.000	0.02730	113.0	% REC	09/25/96 0238
MSD	962594-4	960917G	1.16073	1.15688	1.000	0.02730	113.3	% REC	09/25/96 0240
							0.3	RPD	
CCV		960809Z	5.11615		5.0		102.3	% REC	09/25/96 0247
CCB		960920Z	0.00043						09/25/96 0251
MD	962594-5		0.08220			0.07829	4.9	RPD	09/25/96 0256
CCV		960809Z	5.07303		5.0		101.5	% REC	09/25/96 0321
CCB		960920Z	0.00000						09/25/96 0331
CCV		960809Z	5.08800		5.0		101.8	% REC	09/25/96 0407
CCB		960920Z	-0.00021						09/25/96 0415
ISB		960630H	0.53409		0.5000		106.8	% REC	09/25/96 0423
CCV		960809Z	5.07546		5.0		101.5	% REC	09/25/96 0430
CCB		960920Z	0.00053						09/25/96 0432

Test Method.....: SW-846 6010A Batch.....: 13697 Analyst...: smh
Method Description.: Metals Analysis (ICAP) Reporting Limit...: 0.005
Parameter.....: Cadmium (Cd) Units.....: mg/L

QC	Lab ID	Reagent	QC Result	QC Result	True Value	Orig. Value	Calc. Result	Units	Date/Time
ICV		960716T	2.00750		2.00		100.4	% REC	09/24/96 1033
ICB		960920Z	-0.00013						09/24/96 1130
ISB		960630H	1.05528		1.000		105.5	% REC	09/24/96 1151
CRI		960701T	0.00947		0.5000		1.9	% REC	09/24/96 1301

The analytical results, opinions or interpretations contained in this report are based upon information and material supplied by the client for whose exclusive and confidential use this report has been made. The analytical results, opinions or interpretations expressed represent the best judgment of Core Laboratories. Core Laboratories, however, makes no warranty or representation, express or implied, of any type, and expressly disclaims same as to the productivity, proper operations or profitableness of any oil, gas, coal or other mineral property, well or sand in connection with which such report is used or relied upon for any reason whatsoever. This report shall not be reproduced, in whole or in part, without the written approval of Core Laboratories.

CORE LABORATORIES

QUALITY CONTROL RESULTS

Job Number: 962612 Date: 11/14/96

CUSTOMER: Daniel B. Stephens & Associates PROJECT: 6033.3 ENRON-ROSWELL ATTN: Bob Marley

Test Method.....: SW-846 6010A
Method Description.: Metals Analysis (ICAP)
Parameter.....: Cadmium (Cd)
Batch.....: 13697
Reporting Limit...: 0.005
Units.....: mg/L
Analyst...: smh

QC	Lab ID	Reagent	QC Result	QC Result	True Value	Orig. Value	Calc. Result	Units	Date/Time
CCV		960809Z	1.00849		1.0		100.8	% REC	09/24/96 1350
CCB		960920Z	0.00009						09/24/96 1434
CCV		960809Z	0.99681		1.0		99.7	% REC	09/24/96 1534
CCB		960920Z	-0.00034						09/24/96 1547
CRI		960701T	0.00917		0.5000		1.8	% REC	09/24/96 1559
ISB		960630H	0.99620		1.000		99.6	% REC	09/24/96 1609
CCV		960809Z	0.98620		1.0		98.6	% REC	09/24/96 1615
CCB		960920Z	-0.00020						09/24/96 1622
CCV		960809Z	0.98208		1.0		98.2	% REC	09/24/96 1918
CCB		960920Z	0.00026						09/24/96 1927
CCV		960809Z	0.98891		1.0		98.9	% REC	09/24/96 2036
CCB		960920Z	0.00039						09/24/96 2058
CCV		960809Z	0.97195		1.0		97.2	% REC	09/24/96 2159
CCB		960920Z	0.00035						09/24/96 2204
MB		0924	-0.00031						09/24/96 2312
LCS		960923H	0.97727		1.00		97.7	% REC	09/24/96 2330
CCV		960809Z	0.99769		1.0		99.8	% REC	09/24/96 2336
CCB		960920Z	-0.00030						09/24/96 2340
MD	962570-1		0.00052			0.00046	0.00006	ABS Diff.	09/24/96 2346
MS	962570-2	960917G	0.99171		1.000	0.00047	99.1	% REC	09/24/96 2351
MSD	962570-2	960917G	0.96236	0.99171	1.000	0.00047	96.2	% REC	09/24/96 2359
							3.0	RPD	
CCV		960809Z	1.04770		1.0		104.8	% REC	09/25/96 0046
CCB		960920Z	0.00023						09/25/96 0121
CCV		960809Z	1.00642		1.0		100.6	% REC	09/25/96 0159
CCB		960920Z	-0.00022						09/25/96 0211
MS	962594-4	960917G	1.04649		1.000	-0.00127	104.8	% REC	09/25/96 0238
MSD	962594-4	960917G	1.06337	1.04649	1.000	-0.00127	106.5	% REC	09/25/96 0240
							1.6	RPD	
CCV		960809Z	1.03416		1.0		103.4	% REC	09/25/96 0247
CCB		960920Z	-0.00077						09/25/96 0251
MD	962594-5		-0.00062			-0.00042	0.00020	ABS Diff.	09/25/96 0256
CCV		960809Z	1.05167		1.0		105.2	% REC	09/25/96 0321
CCB		960920Z	-0.00070						09/25/96 0331
CCV		960809Z	1.05696		1.0		105.7	% REC	09/25/96 0407
CCB		960920Z	-0.00066						09/25/96 0415
ISB		960630H	1.06948		1.000		106.9	% REC	09/25/96 0423
CCV		960809Z	1.04785		1.0		104.8	% REC	09/25/96 0430
CCB		960920Z	0.00004						09/25/96 0432

Test Method.....: SW-846 6010A
Method Description.: Metals Analysis (ICAP)
Parameter.....: Calcium (Ca)
Batch.....: 13697
Reporting Limit...: 1
Units.....: mg/L
Analyst...: smh

QC	Lab ID	Reagent	QC Result	QC Result	True Value	Orig. Value	Calc. Result	Units	Date/Time
ICV		960412S	92.33015		100.000000		92.3	% REC	09/24/96 1103
ICB		960920Z	0.00924						09/24/96 1130
ISA		960323A	456.42803		500		91.3	% REC	09/24/96 1135
ISB		960630H	430.75573		500		86.2	% REC	09/24/96 1151
CCV		960821M	95.71830		100.00		95.7	% REC	09/24/96 1345
CCB		960920Z	0.00317						09/24/96 1434

The analytical results, opinions or interpretations contained in this report are based upon information and material supplied by the client for whose exclusive and confidential use this report has been made. The analytical results, opinions or interpretations expressed represent the best judgment of Core Laboratories. Core Laboratories, however, makes no warranty or representation, express or implied, of any type, and expressly disclaims same as to the productivity, proper operations or profitableness of any oil, gas, coal or other mineral, property, well or sand in connection with which such report is used or relied upon for any reason whatsoever. This report shall not be reproduced, in whole or in part, without the written approval of Core Laboratories.

CORE LABORATORIES

QUALITY CONTROL RESULTS

Job Number: 962612 Date: 11/14/96

CUSTOMER: Daniel B. Stephens & Associates PROJECT: 6033.3 ENRON-ROSWELL ATTN: Bob Marley

Test Method.....: SW-846 6010A Batch.....: 13697 Analyst...: smh
Method Description.: Metals Analysis (ICAP) Reporting Limit...: 1
Parameter.....: Calcium (Ca) Units.....: mg/L

QC	Lab ID	Reagent	QC Result	QC Result	True Value	Orig. Value	Calc. Result	Units	Date/Time
CCV		960821M	97.25587		100.00		97.3	% REC	09/24/96 1522
CCB		960920Z	-0.00326						09/24/96 1547
ISA		960323A	449.24325		500		89.8	% REC	09/24/96 1602
ISB		960630H	427.59124		500		85.5	% REC	09/24/96 1609
CCV		960821M	94.24047		100.00		94.2	% REC	09/24/96 1612
CCB		960920Z	0.01851						09/24/96 1622
CCV		960821M	93.75367		100.00		93.8	% REC	09/24/96 1907
CCB		960920Z	-0.00623						09/24/96 1927
CCV		960821M	94.31488		100.00		94.3	% REC	09/24/96 2033
CCB		960920Z	-0.00002						09/24/96 2058
CCV		960821M	93.56234		100.00		93.6	% REC	09/24/96 2157
CCB		960920Z	0.01239						09/24/96 2204
MB		0924	0.01252						09/24/96 2312
LCS		960912Y	173.32452		200.0		86.7	% REC	09/24/96 2319
CCV		960821M	95.52487		100.00		95.5	% REC	09/24/96 2334
CCB		960920Z	0.01553						09/24/96 2340
MD	962570-1		44.82091			43.96529	1.9	RPD	09/24/96 2346
MS	962570-2	960917G	93.36354		50.000	46.77722	93.2	% REC	09/24/96 2351
MSD	962570-2	960917G	90.11122	93.36354	50.000	46.77722	86.7	% REC	09/24/96 2359
							3.5	RPD	
CCV		960821M	96.91074		100.00		96.9	% REC	09/25/96 0040
CCB		960920Z	0.01240						09/25/96 0121
CCV		960821M	104.51561		100.00		104.5	% REC	09/25/96 0155
CCB		960920Z	0.00313						09/25/96 0211
MS	962594-4	960917G	98.43799		50.000	43.52572	109.8	% REC	09/25/96 0238
MSD	962594-4	960917G	99.57582	98.43799	50.000	43.52572	112.1	% REC	09/25/96 0240
							1.1	RPD	
CCV		960821M	106.54960		100.00		106.5	% REC	09/25/96 0245
CCB		960920Z	0.01856						09/25/96 0251
MD	962594-5		50.54542			48.13012	4.9	RPD	09/25/96 0256
CCV		960821M	109.04252		100.00		109.0	% REC	09/25/96 0319
CCB		960920Z	0.00633						09/25/96 0331
CCV		960821M	108.85523		100.00		108.9	% REC	09/25/96 0404
CCB		960920Z	0.00933						09/25/96 0415
ISA		960323A	517.88476		500		103.6	% REC	09/25/96 0418
ISB		960630H	488.76049		500		97.8	% REC	09/25/96 0423
CCV		960821M	107.33901		100.00		107.3	% REC	09/25/96 0428
CCB		960920Z	0.03102						09/25/96 0432

Test Method.....: SW-846 6010A Batch.....: 13697 Analyst...: smh
Method Description.: Metals Analysis (ICAP) Reporting Limit...: 0.01
Parameter.....: Chromium (Cr) Units.....: mg/L

QC	Lab ID	Reagent	QC Result	QC Result	True Value	Orig. Value	Calc. Result	Units	Date/Time
ICV		960716T	1.98127		2.00		99.1	% REC	09/24/96 1033
ICB		960920Z	-0.00027						09/24/96 1130
ISB		960630H	0.55882		0.5000		111.8	% REC	09/24/96 1151
CRI		960701T	0.02273		1.000		2.3	% REC	09/24/96 1301
CCV		960809Z	2.49109		2.5		99.6	% REC	09/24/96 1350
CCB		960920Z	0.00166						09/24/96 1434
CCV		960809Z	2.47736		2.5		99.1	% REC	09/24/96 1534

The analytical results, opinions or interpretations contained in this report are based upon information and material supplied by the client for whose exclusive and confidential use this report has been made. The analytical results, opinions or interpretations expressed represent the best judgment of Core Laboratories. Core Laboratories, however, makes no warranty or representation, express or implied, of any type, and expressly disclaims same as to the productivity, proper operations or profitableness of any oil, gas, coal or other mineral property, well or sand in connection with which such report is used or relied upon for any reason whatsoever. This report shall not be reproduced, in whole or in part, without the written approval of Core Laboratories.

CORE LABORATORIES

QUALITY CONTROL RESULTS

Job Number: 962612 Date: 11/14/96

CUSTOMER: Daniel B. Stephens & Associates PROJECT: 6033.3 ENRON-ROSWELL ATTN: Bob Marley

Test Method.....: SW-846 6010A
Method Description.: Metals Analysis (ICAP)
Parameter.....: Chromium (Cr)
Batch.....: 13697
Reporting Limit...: 0.01
Units.....: mg/L
Analyst...: smh

QC	Lab ID	Reagent	QC Result	QC Result	True Value	Orig. Value	Calc. Result	Units	Date/Time
CCB		960920Z	0.00000						09/24/96 1547
CRI		960701T	0.02245		1.000		2.2	% REC	09/24/96 1559
ISB		960630H	0.52776		0.5000		105.6	% REC	09/24/96 1609
CCV		960809Z	2.44922		2.5		98.0	% REC	09/24/96 1615
CCB		960920Z	-0.00027						09/24/96 1622
CCV		960809Z	2.44701		2.5		97.9	% REC	09/24/96 1918
CCB		960920Z	-0.00083						09/24/96 1927
CCV		960809Z	2.45920		2.5		98.4	% REC	09/24/96 2036
CCB		960920Z	0.00000						09/24/96 2058
CCV		960809Z	2.42772		2.5		97.1	% REC	09/24/96 2159
CCB		960920Z	-0.00000						09/24/96 2204
MB		0924	0.00111						09/24/96 2312
LCS		960923H	0.95498		1.00		95.5	% REC	09/24/96 2330
CCV		960809Z	2.47348		2.5		98.9	% REC	09/24/96 2336
CCB		960920Z	0.00110						09/24/96 2340
MD	962570-1		0.00058			0.00224	0.00166	ABS Diff.	09/24/96 2346
MS	962570-2	960917G	0.98445		1.000	0.00141	98.3	% REC	09/24/96 2351
MSD	962570-2	960917G	0.95311	0.98445	1.000	0.00141	95.2	% REC	09/24/96 2359
							3.2	RPD	
CCV		960809Z	2.57802		2.5		103.1	% REC	09/25/96 0046
CCB		960920Z	-0.00083						09/25/96 0121
CCV		960809Z	2.55764		2.5		102.3	% REC	09/25/96 0159
CCB		960920Z	-0.00079						09/25/96 0211
MS	962594-4	960917G	1.06217		1.000	0.00053	106.2	% REC	09/25/96 0238
MSD	962594-4	960917G	1.07903	1.06217	1.000	0.00053	107.8	% REC	09/25/96 0240
							1.6	RPD	
CCV		960809Z	2.62851		2.5		105.1	% REC	09/25/96 0247
CCB		960920Z	0.00052						09/25/96 0251
MD	962594-5		0.00216			0.00084	0.00132	ABS Diff.	09/25/96 0256
CCV		960809Z	2.65406		2.5		106.2	% REC	09/25/96 0321
CCB		960920Z	-0.00078						09/25/96 0331
CCV		960809Z	2.65708		2.5		106.3	% REC	09/25/96 0407
CCB		960920Z	-0.00105						09/25/96 0415
ISB		960630H	0.58254		0.5000		116.5	% REC	09/25/96 0423
CCV		960809Z	2.64260		2.5		105.7	% REC	09/25/96 0430
CCB		960920Z	0.00105						09/25/96 0432

Test Method.....: SW-846 6010A
Method Description.: Metals Analysis (ICAP)
Parameter.....: Copper (Cu)
Batch.....: 13697
Reporting Limit...: 0.01
Units.....: mg/L
Analyst...: smh

QC	Lab ID	Reagent	QC Result	QC Result	True Value	Orig. Value	Calc. Result	Units	Date/Time
ICV		960716T	1.96979		2.00		98.5	% REC	09/24/96 1033
ICB		960920Z	-0.00196						09/24/96 1130
ISB		960630H	0.55391		0.5000		110.8	% REC	09/24/96 1151
CRI		960701T	0.04623		2.000		2.3	% REC	09/24/96 1301
CCV		960809Z	2.57794		2.5		103.1	% REC	09/24/96 1350
CCB		960920Z	-0.00173						09/24/96 1434
CCV		960809Z	2.45856		2.5		98.3	% REC	09/24/96 1534
CCB		960920Z	0.00143						09/24/96 1547
CRI		960701T	0.04578		2.000		2.3	% REC	09/24/96 1559

The analytical results, opinions or interpretations contained in this report are based upon information and material supplied by the client for whose exclusive and confidential use this report has been made. The analytical results, opinions or interpretations expressed represent the best judgment of Core Laboratories. Core Laboratories, however, makes no warranty or representation, express or implied, of any type, and expressly disclaims same as to the productivity, proper operations or profitableness of any oil, gas, coal or other mineral, property, well or sand in connection with which such report is used or relied upon for any reason whatsoever. This report shall not be reproduced, in whole or in part, without the written approval of Core Laboratories.

CORE LABORATORIES

QUALITY CONTROL RESULTS

Job Number: 962612 Date: 11/14/96

CUSTOMER: Daniel B. Stephens & Associates PROJECT: 6033.3 ENRON-ROSWELL ATTN: Bob Marley

Test Method.....: SW-846 6010A
Method Description.: Metals Analysis (ICAP)
Parameter.....: Copper (Cu)
Batch.....: 13697
Reporting Limit...: 0.01
Units.....: mg/L
Analyst...: smh

QC	Lab ID	Reagent	QC Result	QC Result	True Value	Orig. Value	Calc. Result	Units	Date/Time
ISB		960630H	0.49865		0.5000		99.7	% REC	09/24/96 1609
CCV		960809Z	2.44717		2.5		97.9	% REC	09/24/96 1615
CCB		960920Z	-0.00023						09/24/96 1622
CCV		960809Z	2.43417		2.5		97.4	% REC	09/24/96 1918
CCB		960920Z	-0.00017						09/24/96 1927
CCV		960809Z	2.43157		2.5		97.3	% REC	09/24/96 2036
CCB		960920Z	0.00103						09/24/96 2058
CCV		960809Z	2.41960		2.5		96.8	% REC	09/24/96 2159
CCB		960920Z	-0.00028						09/24/96 2204
MB		0924	-0.00190						09/24/96 2312
LCS		960923H	0.97891		1.00		97.9	% REC	09/24/96 2330
CCV		960809Z	2.41738		2.5		96.7	% REC	09/24/96 2336
CCB		960920Z	-0.00161						09/24/96 2340
MD	962570-1		0.00431			0.00478	0.00047	ABS Diff.	09/24/96 2346
MS	962570-2	960917G	1.09831		1.000	0.00334	109.5	% REC	09/24/96 2351
MSD	962570-2	960917G	1.06115	1.09831	1.000	0.00334	105.8	% REC	09/24/96 2359
							3.4	RPD	
CCV		960809Z	2.47807		2.5		99.1	% REC	09/25/96 0046
CCB		960920Z	-0.00178						09/25/96 0121
CCV		960809Z	2.39321		2.5		95.7	% REC	09/25/96 0159
CCB		960920Z	-0.00005						09/25/96 0211
MS	962594-4	960917G	1.13407		1.000	-0.00043	113.5	% REC	09/25/96 0238
MSD	962594-4	960917G	1.13402	1.13407	1.000	-0.00043	113.4	% REC	09/25/96 0240
							0.0	RPD	
CCV		960809Z	2.39776		2.5		95.9	% REC	09/25/96 0247
CCB		960920Z	-0.00043						09/25/96 0251
MD	962594-5		0.00676			0.00743	0.00067	ABS Diff.	09/25/96 0256
CCV		960809Z	2.36873		2.5		94.7	% REC	09/25/96 0321
CCB		960920Z	0.00005						09/25/96 0331
CCV		960809Z	2.37609		2.5		95.0	% REC	09/25/96 0407
CCB		960920Z	0.00022						09/25/96 0415
ISB		960630H	0.49008		0.5000		98.0	% REC	09/25/96 0423
CCV		960809Z	2.37450		2.5		95.0	% REC	09/25/96 0430
CCB		960920Z	0.00077						09/25/96 0432

Test Method.....: SW-846 6010A
Method Description.: Metals Analysis (ICAP)
Parameter.....: Magnesium (Mg)
Batch.....: 13697
Reporting Limit...: 0.5
Units.....: mg/L
Analyst...: smh

QC	Lab ID	Reagent	QC Result	QC Result	True Value	Orig. Value	Calc. Result	Units	Date/Time
ICV		960412S	100.13902		100.000000		100.1	% REC	09/24/96 1103
ICB		960920Z	0.02886						09/24/96 1130
ISA		960323A	583.60357		500		116.7	% REC	09/24/96 1135
ISB		960630H	553.14416		500		110.6	% REC	09/24/96 1151
CCV		960821M	100.89185		100.00		100.9	% REC	09/24/96 1345
CCB		960920Z	0.00666						09/24/96 1434
CCV		960821M	102.25759		100.00		102.3	% REC	09/24/96 1522
CCB		960920Z	0.00444						09/24/96 1547
ISA		960323A	568.37048		500		113.7	% REC	09/24/96 1602
ISB		960630H	539.88244		500		108.0	% REC	09/24/96 1609
CCV		960821M	98.48432		100.00		98.5	% REC	09/24/96 1612

The analytical results, opinions or interpretations contained in this report are based upon information and material supplied by the client for whose exclusive and confidential use this report has been made. The analytical results, opinions or interpretations expressed represent the best judgment of Core Laboratories. Core Laboratories, however, makes no warranty or representation, express or implied, of any type, and expressly disclaims same as to the productivity, proper operations or profitableness of any oil, gas, coal or other mineral, property, well or sand in connection with which such report is used or relied upon for any reason whatsoever. This report shall not be reproduced, in whole or in part, without the written approval of Core Laboratories.

CORE LABORATORIES

QUALITY CONTROL RESULTS

Job Number: 962612 Date: 11/14/96

CUSTOMER: Daniel B. Stephens & Associates PROJECT: 6033.3 ENRON-ROSWELL ATTN: Bob Marley

Test Method.....: SW-846 6010A Batch.....: 13697 Analyst...: smh
Method Description.: Metals Analysis (ICAP) Reporting Limit...: 0.5
Parameter.....: Magnesium (Mg) Units.....: mg/L

QC	Lab ID	Reagent	QC Result	QC Result	True Value	Orig. Value	Calc. Result	Units	Date/Time
CCB		960920Z	0.01999						09/24/96 1622
CCV		960821M	97.62918		100.00		97.6	% REC	09/24/96 1907
CCB		960920Z	-0.01332						09/24/96 1927
CCV		960821M	97.98679		100.00		98.0	% REC	09/24/96 2033
CCB		960920Z	0.00000						09/24/96 2058
CCV		960821M	97.24468		100.00		97.2	% REC	09/24/96 2157
CCB		960920Z	0.01776						09/24/96 2204
MB		0924	0.01332						09/24/96 2312
LCS		960912Y	188.00860		200.0		94.0	% REC	09/24/96 2319
CCV		960821M	98.92594		100.00		98.9	% REC	09/24/96 2334
CCB		960920Z	0.03775						09/24/96 2340
MD	962570-1		10.11424			9.90325	2.1	RPD	09/24/96 2346
MS	962570-2	960917G	58.53337		50.000	10.51401	96.0	% REC	09/24/96 2351
MSD	962570-2	960917G	56.58781	58.53337	50.000	10.51401	92.1	% REC	09/24/96 2359
							3.4	RPD	
CCV		960821M	100.05863		100.00		100.1	% REC	09/25/96 0040
CCB		960920Z	0.03331						09/25/96 0121
CCV		960821M	106.27510		100.00		106.3	% REC	09/25/96 0155
CCB		960920Z	0.00222						09/25/96 0211
MS	962594-4	960917G	62.67663		50.000	8.11425	109.1	% REC	09/25/96 0238
MSD	962594-4	960917G	63.23210	62.67663	50.000	8.11425	110.2	% REC	09/25/96 0240
							0.9	RPD	
CCV		960821M	107.38726		100.00		107.4	% REC	09/25/96 0245
CCB		960920Z	0.03777						09/25/96 0251
MD	962594-5		9.12076			8.68972	4.8	RPD	09/25/96 0256
CCV		960821M	109.09143		100.00		109.1	% REC	09/25/96 0319
CCB		960920Z	-0.00444						09/25/96 0331
CCV		960821M	108.94245		100.00		108.9	% REC	09/25/96 0404
CCB		960920Z	0.00444						09/25/96 0415
ISA		960323A	533.79791		500		106.8	% REC	09/25/96 0418
ISB		960630H	504.04486		500		100.8	% REC	09/25/96 0423
CCV		960821M	92.79498		100.00		92.8	% REC	09/25/96 0428
CCB		960920Z	0.01913						09/25/96 0432

Test Method.....: SW-846 6010A Batch.....: 13697 Analyst...: smh
Method Description.: Metals Analysis (ICAP) Reporting Limit...: 0.01
Parameter.....: Manganese (Mn) Units.....: mg/L

QC	Lab ID	Reagent	QC Result	QC Result	True Value	Orig. Value	Calc. Result	Units	Date/Time
ICV		960716T	2.01164		2.00		100.6	% REC	09/24/96 1033
ICB		960920Z	0.00058						09/24/96 1130
ISB		960630H	0.53111		0.5000		106.2	% REC	09/24/96 1151
CRI		960701T	0.02503		1.000		2.5	% REC	09/24/96 1301
CCV		960809Z	4.99292		5.0		99.9	% REC	09/24/96 1350
CCB		960920Z	-0.00000						09/24/96 1434
CCV		960809Z	4.93977		5.0		98.8	% REC	09/24/96 1534
CCB		960920Z	-0.00019						09/24/96 1547
CRI		960701T	0.02365		1.000		2.4	% REC	09/24/96 1559
ISB		960630H	0.49328		0.5000		98.7	% REC	09/24/96 1609
CCV		960809Z	4.87112		5.0		97.4	% REC	09/24/96 1615
CCB		960920Z	0.00039						09/24/96 1622

The analytical results, opinions or interpretations contained in this report are based upon information and material supplied by the client for whose exclusive and confidential use this report has been made. The analytical results, opinions or interpretations expressed represent the best judgment of Core Laboratories. Core Laboratories, however, makes no warranty or representation, express or implied, of any type, and expressly disclaims same as to the productivity, proper operations or profitableness of any oil, gas, coal or other mineral property, well or sand in connection with which such report is used or relied upon for any reason whatsoever. This report shall not be reproduced, in whole or in part, without the written approval of Core Laboratories.

CORE LABORATORIES

QUALITY CONTROL RESULTS

Job Number: 962612 Date: 11/14/96

CUSTOMER: Daniel B. Stephens & Associates PROJECT: 6033.3 ENRON-ROSWELL ATTN: Bob Marley

Test Method.....: SW-846 6010A
Method Description.: Metals Analysis (ICAP)
Parameter.....: Manganese (Mn)
Batch.....: 13697
Reporting Limit...: 0.01
Units.....: mg/L
Analyst...: smh

QC	Lab ID	Reagent	QC Result	QC Result	True Value	Orig. Value	Calc. Result	Units	Date/Time
CCV		960809Z	4.85695		5.0		97.1	% REC	09/24/96 1918
CCB		960920Z	0.00019						09/24/96 1927
CCV		960809Z	4.87014		5.0		97.4	% REC	09/24/96 2036
CCB		960920Z	0.00000						09/24/96 2058
CCV		960809Z	4.80793		5.0		96.2	% REC	09/24/96 2159
CCB		960920Z	0.00019						09/24/96 2204
MB		0924	0.00039						09/24/96 2312
LCS		960923H	0.95624		1.00		95.6	% REC	09/24/96 2330
CCV		960809Z	4.91325		5.0		98.3	% REC	09/24/96 2336
CCB		960920Z	0.00039						09/24/96 2340
MD	962570-1		0.09805			0.09609	2.0	RPD	09/24/96 2346
MS	962570-2	960917G	1.10055		1.000	0.09371	100.7	% REC	09/24/96 2351
MSD	962570-2	960917G	1.06676	1.10055	1.000	0.09371	97.3	% REC	09/24/96 2359
							3.1	RPD	
CCV		960809Z	5.09417		5.0		101.9	% REC	09/25/96 0046
CCB		960920Z	-0.00039						09/25/96 0121
CCV		960809Z	5.13713		5.0		102.7	% REC	09/25/96 0159
CCB		960920Z	0.00037						09/25/96 0211
MS	962594-4	960917G	1.11454		1.000	0.00957	110.5	% REC	09/25/96 0238
MSD	962594-4	960917G	1.12594	1.11454	1.000	0.00957	111.6	% REC	09/25/96 0240
							1.0	RPD	
CCV		960809Z	5.25654		5.0		105.1	% REC	09/25/96 0247
CCB		960920Z	0.00056						09/25/96 0251
MD	962594-5		0.45299			0.43170	4.8	RPD	09/25/96 0256
CCV		960809Z	5.29144		5.0		105.8	% REC	09/25/96 0321
CCB		960920Z	0.00019						09/25/96 0331
CCV		960809Z	5.29284		5.0		105.9	% REC	09/25/96 0407
CCB		960920Z	0.00038						09/25/96 0415
ISB		960630H	0.55067		0.5000		110.1	% REC	09/25/96 0423
CCV		960809Z	5.26054		5.0		105.2	% REC	09/25/96 0430
CCB		960920Z	-0.00000						09/25/96 0432

Test Method.....: SW-846 6010A
Method Description.: Metals Analysis (ICAP)
Parameter.....: Potassium (K)
Batch.....: 13697
Reporting Limit...: 5
Units.....: mg/L
Analyst...: smh

QC	Lab ID	Reagent	QC Result	QC Result	True Value	Orig. Value	Calc. Result	Units	Date/Time
ICV		960412S	54.41766		50.000000		108.8	% REC	09/24/96 1103
ICB		960920Z	-0.04683						09/24/96 1130
ISB		960630H	10.69121		10.000		106.9	% REC	09/24/96 1151
CRI		960701T	6.72493		500.00		1.3	% REC	09/24/96 1301
CCV		960821M	95.08898		100.00		95.1	% REC	09/24/96 1345
CCB		960920Z	-0.06014						09/24/96 1434
CCV		960821M	97.21363		100.00		97.2	% REC	09/24/96 1522
CCB		960920Z	0.04844						09/24/96 1547
CRI		960701T	6.49968		500.00		1.3	% REC	09/24/96 1559
ISB		960630H	9.36373		10.000		93.6	% REC	09/24/96 1609
CCV		960821M	90.58828		100.00		90.6	% REC	09/24/96 1612
CCB		960920Z	0.02881						09/24/96 1622
CCV		960821M	94.38165		100.00		94.4	% REC	09/24/96 1907
CCB		960920Z	0.10204						09/24/96 1927

The analytical results, opinions or interpretations contained in this report are based upon information and material supplied by the client for whose exclusive and confidential use this report has been made. The analytical results, opinions or interpretations expressed represent the best judgment of Core Laboratories. Core Laboratories, however, makes no warranty or representation, express or implied, of any type, and expressly disclaims same as to the productivity, proper operations or profitableness of any oil, gas, coal or other mineral property, well or sand in connection with which such report is used or relied upon for any reason whatsoever. This report shall not be reproduced, in whole or in part, without the written approval of Core Laboratories

CORE LABORATORIES

QUALITY CONTROL RESULTS

Job Number: 962612 Date: 11/14/96

CUSTOMER: Daniel B. Stephens & Associates PROJECT: 6033.3 ENRON-ROSWELL ATTN: Bob Marley

Test Method.....: SW-846 6010A Batch.....: 13697 Analyst...: smh
Method Description.: Metals Analysis (ICAP) Reporting Limit...: 5
Parameter.....: Potassium (K) Units.....: mg/L

QC	Lab ID	Reagent	QC Result	QC Result	True Value	Orig. Value	Calc. Result	Units	Date/Time
CCV		960821M	95.10633		100.00		95.1	% REC	09/24/96 2033
CCB		960920Z	0.10188						09/24/96 2058
CCV		960821M	93.71598		100.00		93.7	% REC	09/24/96 2157
CCB		960920Z	0.03089						09/24/96 2204
MB		0924	0.25673						09/24/96 2312
LCS		960912Y	49.50689		50.000000		99.0	% REC	09/24/96 2328
CCV		960821M	95.43072		100.00		95.4	% REC	09/24/96 2334
CCB		960920Z	0.09037						09/24/96 2340
MD	962570-1		3.33261			3.32272	0.00989	ABS Diff.	09/24/96 2346
MS	962570-2	960917G	54.50679		50.000	3.34073	102.3	% REC	09/24/96 2351
MSD	962570-2	960917G	53.11808	54.50679	50.000	3.34073	99.6	% REC	09/24/96 2359
							2.6	RPD	
CCV		960821M	97.53737		100.00		97.5	% REC	09/25/96 0040
CCB		960920Z	0.16276						09/25/96 0121
CCV		960821M	101.81933		100.00		101.8	% REC	09/25/96 0155
CCB		960920Z	-0.03606						09/25/96 0211
MS	962594-4	960917G	59.68731		50.000	2.93602	113.5	% REC	09/25/96 0238
MSD	962594-4	960917G	61.84897	59.68731	50.000	2.93602	117.8	% REC	09/25/96 0240
							3.6	RPD	
CCV		960821M	103.74128		100.00		103.7	% REC	09/25/96 0245
CCB		960920Z	-0.08373						09/25/96 0251
MD	962594-5		3.09608			3.06145	0.03463	ABS Diff.	09/25/96 0256
CCV		960821M	101.63664		100.00		101.6	% REC	09/25/96 0319
CCB		960920Z	-0.04622						09/25/96 0331
CCV		960821M	102.11951		100.00		102.1	% REC	09/25/96 0404
CCB		960920Z	0.00023						09/25/96 0415
ISB		960630H	10.94360		10.000		109.4	% REC	09/25/96 0423
CCV		960821M	95.01914		100.00		95.0	% REC	09/25/96 0428
CCB		960920Z	0.13709						09/25/96 0432

Test Method.....: SW-846 6010A Batch.....: 13697 Analyst...: smh
Method Description.: Metals Analysis (ICAP) Reporting Limit...: 0.01
Parameter.....: Silver (Ag) Units.....: mg/L

QC	Lab ID	Reagent	QC Result	QC Result	True Value	Orig. Value	Calc. Result	Units	Date/Time
ICV		960501Q	1.02908		1.00		102.9	% REC	09/24/96 1041
ICB		960920Z	0.00185						09/24/96 1130
CCV		960821M	2.74444		2.500		109.8	% REC	09/24/96 1345
CCB		960920Z	0.00136						09/24/96 1434
CCV		960821M	2.71842		2.500		108.7	% REC	09/24/96 1522
CCB		960920Z	0.00025						09/24/96 1547
CRI		960701T	-0.00228		1.000		-0.2	% REC	09/24/96 1559
ISB		960630H	1.08691		1.000		108.7	% REC	09/24/96 1609
CCV		960821M	2.58477		2.500		103.4	% REC	09/24/96 1612
CCB		960920Z	-0.00164						09/24/96 1622
CCV		960821M	2.55520		2.500		102.2	% REC	09/24/96 1907
CCB		960920Z	-0.00246						09/24/96 1927
CCV		960821M	2.56493		2.500		102.6	% REC	09/24/96 2033
CCB		960920Z	0.00020						09/24/96 2058
CCV		960821M	2.54934		2.500		102.0	% REC	09/24/96 2157
CCB		960920Z	-0.00020						09/24/96 2204

The analytical results, opinions or interpretations contained in this report are based upon information and material supplied by the client for whose exclusive and confidential use this report has been made. The analytical results, opinions or interpretations expressed represent the best judgment of Core Laboratories. Core Laboratories, however, makes no warranty or representation, express or implied, of any type, and expressly disclaims same as to the productivity, proper operations or profitableness of any oil, gas, coal or other mineral, property, well or sand in connection with which such report is used or relied upon for any reason whatsoever. This report shall not be reproduced, in whole or in part, without the written approval of Core Laboratories.

CORE LABORATORIES

QUALITY CONTROL RESULTS

Job Number: 962612 Date: 11/14/96

CUSTOMER: Daniel B. Stephens & Associates PROJECT: 6033.3 ENRON-ROSWELL ATTN: Bob Marley

Test Method.....: SW-846 6010A Batch.....: 13697 Analyst...: smh
Method Description.: Metals Analysis (ICAP) Reporting Limit...: 0.01
Parameter.....: Silver (Ag) Units.....: mg/L

QC	Lab ID	Reagent	QC Result	QC Result	True Value	Orig. Value	Calc. Result	Units	Date/Time
MB		0924	0.00027						09/24/96 2312
LCS		960923H	0.92596		1.00		92.6	% REC	09/24/96 2330
CCV		960821M	2.56648		2.500		102.7	% REC	09/24/96 2334
CCB		960920Z	-0.00101						09/24/96 2340
MD	962570-1		0.00003			0.00155	0.00152	ABS Diff.	09/24/96 2346
MS	962570-2	960917G	0.91543		1.000	0.00167	91.4	% REC	09/24/96 2351
MSD	962570-2	960917G	0.86333	0.91543	1.000	0.00167	86.2	% REC	09/24/96 2359
							5.9	RPD	
CCV		960821M	2.58729		2.500		103.5	% REC	09/25/96 0040
CCB		960920Z	-0.00020						09/25/96 0121
CCV		960821M	2.66664		2.500		106.7	% REC	09/25/96 0155
CCB		960920Z	-0.00052						09/25/96 0211
MS	962594-4	960917G	1.04286		1.000	0.00140	104.1	% REC	09/25/96 0238
MSD	962594-4	960917G	1.03355	1.04286	1.000	0.00140	103.2	% REC	09/25/96 0240
							0.9	RPD	
CCV		960821M	2.67782		2.500		107.1	% REC	09/25/96 0245
CCB		960920Z	-0.00050						09/25/96 0251
MD	962594-5		0.00036			0.00216	0.00180	ABS Diff.	09/25/96 0256
CCV		960821M	2.66889		2.500		106.8	% REC	09/25/96 0319
CCB		960920Z	-0.00108						09/25/96 0331
CCV		960821M	2.68569		2.500		107.4	% REC	09/25/96 0404
CCB		960920Z	-0.00339						09/25/96 0415
ISB		960630H	1.17635		1.000		117.6	% REC	09/25/96 0423
CCV		960821M	2.64817		2.500		105.9	% REC	09/25/96 0428
CCB		960920Z	-0.00281						09/25/96 0432

Test Method.....: SW-846 6010A Batch.....: 13697 Analyst...: smh
Method Description.: Metals Analysis (ICAP) Reporting Limit...: 1
Parameter.....: Sodium (Na) Units.....: mg/L

QC	Lab ID	Reagent	QC Result	QC Result	True Value	Orig. Value	Calc. Result	Units	Date/Time
ICV		960412S	101.95912		100.000000		102.0	% REC	09/24/96 1103
ICB		960920Z	0.00077						09/24/96 1130
CRI		960701T	7.17873		500.00		1.4	% REC	09/24/96 1301
CCV		960821M	52.44152		50.000		104.9	% REC	09/24/96 1345
CCB		960920Z	0.00115						09/24/96 1434
CCV		960821M	54.13324		50.000		108.3	% REC	09/24/96 1522
CCB		960920Z	0.00064						09/24/96 1547
CRI		960701T	6.63897		500.00		1.3	% REC	09/24/96 1559
CCV		960821M	48.63311		50.000		97.3	% REC	09/24/96 1612
CCB		960920Z	0.04381						09/24/96 1622
CCV		960821M	50.18759		50.000		100.4	% REC	09/24/96 1907
CCB		960920Z	-0.00208						09/24/96 1927
CCV		960821M	50.50937		50.000		101.0	% REC	09/24/96 2033
CCB		960920Z	-0.00299						09/24/96 2058
CCV		960821M	49.94113		50.000		99.9	% REC	09/24/96 2157
CCB		960920Z	0.00255						09/24/96 2204
MB		0924	0.02649						09/24/96 2312
LCS		960912Y	91.97200		100.000000		92.0	% REC	09/24/96 2328
CCV		960821M	50.39822		50.000		100.8	% REC	09/24/96 2334
CCB		960920Z	0.01407						09/24/96 2340

The analytical results, opinions or interpretations contained in this report are based upon information and material supplied by the client for whose exclusive and confidential use this report has been made. The analytical results, opinions or interpretations expressed represent the best judgment of Core Laboratories. Core Laboratories, however, makes no warranty or representation, express or implied, of any type, and expressly disclaims same as to the productivity, proper operations or profitableness of any oil, gas, coal or other mineral property, well or sand, in connection with which such report is used or relied upon for any reason whatsoever. This report shall not be reproduced, in whole or in part, without the written approval of Core Laboratories.

CORE LABORATORIES

QUALITY CONTROL RESULTS

Job Number: 962612 Date: 11/14/96

CUSTOMER: Daniel B. Stephens & Associates PROJECT: 6033.3 ENRON-ROSWELL ATTN: Bob Marley

Test Method.....: SW-846 6010A
Method Description.: Metals Analysis (ICAP)
Parameter.....: Sodium (Na)
Batch.....: 13697
Reporting Limit...: 1
Units.....: mg/L
Analyst...: smh

QC	Lab ID	Reagent	QC Result	QC Result	True Value	Orig. Value	Calc. Result	Units	Date/Time
MD	962570-1		38.36626			37.70232	1.7	RPD	09/24/96 2346
MS	962570-2	960917G	92.87368		50.000	39.92289	105.9	% REC	09/24/96 2351
MSD	962570-2	960917G	90.01290	92.87368	50.000	39.92289	100.2	% REC	09/24/96 2359
							3.1	RPD	
CCV		960821M	51.06403		50.000		102.1	% REC	09/25/96 0040
CCB		960920Z	0.01369						09/25/96 0121
CCV		960821M	52.71476		50.000		105.4	% REC	09/25/96 0155
CCB		960920Z	0.00114						09/25/96 0211
CCV		960821M	53.55205		50.000		107.1	% REC	09/25/96 0245
CCB		960920Z	0.02609						09/25/96 0251
MD	962594-5		36.78205			34.98975	5.0	RPD	09/25/96 0256
CCV		960821M	52.70158		50.000		105.4	% REC	09/25/96 0319
CCB		960920Z	-0.00378						09/25/96 0331
CCV		960821M	52.96947		50.000		105.9	% REC	09/25/96 0404
CCB		960920Z	-0.01097						09/25/96 0415
CCV		960821M	51.99775		50.000		104.0	% REC	09/25/96 0428
CCB		960920Z	0.01057						09/25/96 0432

Test Method.....: SW-846 6010A
Method Description.: Metals Analysis (ICAP)
Parameter.....: Zinc (Zn)
Batch.....: 13697
Reporting Limit...: 0.01
Units.....: mg/L
Analyst...: smh

QC	Lab ID	Reagent	QC Result	QC Result	True Value	Orig. Value	Calc. Result	Units	Date/Time
ICV		960716T	2.07290		2.00		103.6	% REC	09/24/96 1033
ICB		960920Z	0.00000						09/24/96 1130
ISB		960630H	1.07630		1.000		107.6	% REC	09/24/96 1151
CRI		960701T	0.11248		5.000		2.2	% REC	09/24/96 1301
CCV		960809Z	2.57878		2.5		103.2	% REC	09/24/96 1350
CCB		960920Z	-0.00019						09/24/96 1434
CCV		960809Z	2.50147		2.5		100.1	% REC	09/24/96 1534
CCB		960920Z	-0.00044						09/24/96 1547
CRI		960701T	0.10863		5.000		2.2	% REC	09/24/96 1559
ISB		960630H	1.01213		1.000		101.2	% REC	09/24/96 1609
CCV		960809Z	2.50499		2.5		100.2	% REC	09/24/96 1615
CCB		960920Z	0.00020						09/24/96 1622
CCV		960809Z	2.49094		2.5		99.6	% REC	09/24/96 1918
CCB		960920Z	-0.00043						09/24/96 1927
CCV		960809Z	2.48942		2.5		99.6	% REC	09/24/96 2036
CCB		960920Z	-0.00000						09/24/96 2058
CCV		960809Z	2.46952		2.5		98.8	% REC	09/24/96 2159
CCB		960920Z	0.00022						09/24/96 2204
MB		0924	0.00235						09/24/96 2312
LCS		960923H	1.00454		1.00		100.5	% REC	09/24/96 2330
CCV		960809Z	2.51427		2.5		100.6	% REC	09/24/96 2336
CCB		960920Z	-0.00020						09/24/96 2340
MD	962570-1		0.15182			0.14240	6.4	RPD	09/24/96 2346
MS	962570-2	960917G	1.05394		1.000	0.05001	100.4	% REC	09/24/96 2351
MSD	962570-2	960917G	1.02332	1.05394	1.000	0.05001	97.3	% REC	09/24/96 2359
							2.9	RPD	
CCV		960809Z	2.61122		2.5		104.4	% REC	09/25/96 0046
CCB		960920Z	-0.00020						09/25/96 0121

The analytical results, opinions or interpretations contained in this report are based upon information and material supplied by the client for whose exclusive and confidential use this report has been made. The analytical results, opinions or interpretations expressed represent the best judgment of Core Laboratories. Core Laboratories, however, makes no warranty or representation, express or implied, of any type, and expressly disclaims same as to the productivity, proper operations or profitableness of any oil, gas, coal or other mineral, property, well or sand in connection with which such report is used or relied upon for any reason whatsoever. This report shall not be reproduced, in whole or in part, without the written approval of Core Laboratories.

CORE LABORATORIES

QUALITY CONTROL RESULTS

Job Number: 962612 Date: 11/14/96

CUSTOMER: Daniel B. Stephens & Associates PROJECT: 6033.3 ENRON-ROSWELL ATTN: Bob Marley

Test Method.....: SW-846 6010A Batch.....: 13697 Analyst...: smh
Method Description.: Metals Analysis (ICAP) Reporting Limit...: 0.01
Parameter.....: Zinc (Zn) Units.....: mg/L

QC	Lab ID	Reagent	QC Result	QC Result	True Value	Orig. Value	Calc. Result	Units	Date/Time
CCV		960809Z	2.59584		2.5		103.8	% REC	09/25/96 0159
CCB		960920Z	-0.00021						09/25/96 0211
MS	962594-4	960917G	1.09489		1.000	0.00801	108.7	% REC	09/25/96 0238
MSD	962594-4	960917G	1.09583	1.09489	1.000	0.00801	108.8	% REC	09/25/96 0240
							0.1	RPD	
CCV		960809Z	2.62757		2.5		105.1	% REC	09/25/96 0247
CCB		960920Z	-0.00001						09/25/96 0251
CCV		960809Z	2.63289		2.5		105.3	% REC	09/25/96 0321
CCB		960920Z	-0.00019						09/25/96 0331
CCV		960809Z	2.63784		2.5		105.5	% REC	09/25/96 0407
CCB		960920Z	-0.00021						09/25/96 0415
ISB		960630H	1.08533		1.000		108.5	% REC	09/25/96 0423
CCV		960809Z	2.62409		2.5		105.0	% REC	09/25/96 0430
CCB		960920Z	0.00040						09/25/96 0432

Test Method.....: SW-846 6010A Batch.....: 13697 Analyst...: smh
Method Description.: Metals Analysis (ICAP Trace) Reporting Limit...: 0.05
Parameter.....: Lead (Pb) Units.....: mg/L

QC	Lab ID	Reagent	QC Result	QC Result	True Value	Orig. Value	Calc. Result	Units	Date/Time
ICV		960716T	2.04017		2.00		102.0	% REC	09/24/96 1033
ICB		960920Z	0.00032						09/24/96 1130
ISB		960630H	1.11980		1.000		112.0	% REC	09/24/96 1151
CRI		960701T	0.01154		0.3000		3.8	% REC	09/24/96 1301
CCV		960809Z	1.01907		1.0		101.9	% REC	09/24/96 1350
CCB		960920Z	-0.00143						09/24/96 1434
CCV		960809Z	1.00779		1.0		100.8	% REC	09/24/96 1534
CCB		960920Z	-0.00224						09/24/96 1547
CRI		960701T	0.00333		0.3000		1.1	% REC	09/24/96 1559
ISB		960630H	1.05105		1.000		105.1	% REC	09/24/96 1609
CCV		960809Z	1.00955		1.0		101.0	% REC	09/24/96 1615
CCB		960920Z	0.00054						09/24/96 1622
CCV		960809Z	0.99811		1.0		99.8	% REC	09/24/96 1918
CCB		960920Z	-0.00267						09/24/96 1927
CCV		960809Z	0.99869		1.0		99.9	% REC	09/24/96 2036
CCB		960920Z	-0.00060						09/24/96 2058
CCV		960809Z	0.99414		1.0		99.4	% REC	09/24/96 2159
CCB		960920Z	-0.00062						09/24/96 2204
MB		0924	-0.00147						09/24/96 2312
LCS		960923H	0.97873		1.00		97.9	% REC	09/24/96 2330
CCV		960809Z	1.02423		1.0		102.4	% REC	09/24/96 2336
CCB		960920Z	0.00099						09/24/96 2340
MD	962570-1		0.00665			0.00647	0.00018	ABS Diff.	09/24/96 2346
MS	962570-2	960917G	1.03702		1.000	0.00503	103.2	% REC	09/24/96 2351
MSD	962570-2	960917G	1.00583	1.03702	1.000	0.00503	100.1	% REC	09/24/96 2359
							3.1	RPD	
CCV		960809Z	1.04103		1.0		104.1	% REC	09/25/96 0046
CCB		960920Z	-0.00017						09/25/96 0121
CCV		960809Z	1.03496		1.0		103.5	% REC	09/25/96 0159
CCB		960920Z	-0.00041						09/25/96 0211
MS	962594-4	960917G	1.10581		1.000	0.00186	110.4	% REC	09/25/96 0238

The analytical results, opinions or interpretations contained in this report are based upon information and material supplied by the client for whose exclusive and confidential use this report has been made. The analytical results, opinions or interpretations expressed represent the best judgment of Core Laboratories. Core Laboratories, however, makes no warranty or representation, express or implied, of any type, and expressly disclaims same as to the productivity, proper operations or profitableness of any oil, gas, coal or other mineral property, well or sand in connection with which such report is used or relied upon for any reason whatsoever. This report shall not be reproduced, in whole or in part, without the written approval of Core Laboratories.

CORE LABORATORIES

QUALITY CONTROL RESULTS

Job Number: 962612 Date: 11/14/96

CUSTOMER: Daniel B. Stephens & Associates PROJECT: 6033.3 ENRON-ROSWELL ATTN: Bob Marley

Test Method.....: SW-846 6010A
Method Description.: Metals Analysis (ICAP Trace)
Parameter.....: Lead (Pb)
Batch.....: 13697
Reporting Limit...: 0.05
Units.....: mg/L
Analyst...: smh

QC	Lab ID	Reagent	QC Result	QC Result	True Value	Orig. Value	Calc. Result	Units	Date/Time
MSD	962594-4	960917G	1.11539	1.10581	1.000	0.00186	111.4	% REC	09/25/96 0240
							0.9	RPD	
CCV		960809Z	1.07319		1.0		107.3	% REC	09/25/96 0247
CCB		960920Z	0.00123						09/25/96 0251
MD	962594-5		0.01395			0.01727	0.00332	ABS Diff.	09/25/96 0256
CCV		960809Z	1.08235		1.0		108.2	% REC	09/25/96 0321
CCB		960920Z	0.00127						09/25/96 0331
CCV		960809Z	1.09121		1.0		109.1	% REC	09/25/96 0407
CCB		960920Z	0.00095						09/25/96 0415
ISB		960630H	1.14475		1.000		114.5	% REC	09/25/96 0423
CCV		960809Z	1.08623		1.0		108.6	% REC	09/25/96 0430
CCB		960920Z	0.00124						09/25/96 0432

Test Method.....: SW-846 6010A
Method Description.: Metals Analysis (ICAP Trace)
Parameter.....: Selenium (Se)
Batch.....: 13697
Reporting Limit...: 0.1
Units.....: mg/L
Analyst...: smh

QC	Lab ID	Reagent	QC Result	QC Result	True Value	Orig. Value	Calc. Result	Units	Date/Time
ICV		960716T	2.04440		2.00		102.2	% REC	09/24/96 1033
ICB		960920Z	0.00882						09/24/96 1130
ISB		960630H	1.01561		1.000		101.6	% REC	09/24/96 1151
CRI		960701T	0.01931		0.5000		3.9	% REC	09/24/96 1301
CCV		960809Z	2.57295		2.5		102.9	% REC	09/24/96 1350
CCB		960920Z	0.00638						09/24/96 1434
CCV		960809Z	2.47567		2.5		99.0	% REC	09/24/96 1534
CCB		960920Z	-0.00031						09/24/96 1547
CRI		960701T	0.01688		0.5000		3.4	% REC	09/24/96 1559
ISB		960630H	0.93887		1.000		93.9	% REC	09/24/96 1609
CCV		960809Z	2.47586		2.5		99.0	% REC	09/24/96 1615
CCB		960920Z	0.00410						09/24/96 1622
CCV		960809Z	2.47075		2.5		98.8	% REC	09/24/96 1918
CCB		960920Z	0.00470						09/24/96 1927
CCV		960809Z	2.47273		2.5		98.9	% REC	09/24/96 2036
CCB		960920Z	-0.00351						09/24/96 2058
CCV		960809Z	2.44402		2.5		97.8	% REC	09/24/96 2159
CCB		960920Z	-0.00423						09/24/96 2204
MB		0924	-0.00359						09/24/96 2312
LCS		960923H	0.88330		1.00		88.3	% REC	09/24/96 2330
CCV		960809Z	2.48013		2.5		99.2	% REC	09/24/96 2336
CCB		960920Z	0.00111						09/24/96 2340
MD	962570-1		-0.00368			0.00070	0.00438	ABS Diff.	09/24/96 2346
MS	962570-2	960917G	0.91086		1.000	-0.00490	91.6	% REC	09/24/96 2351
MSD	962570-2	960917G	0.88600	0.91086	1.000	-0.00490	89.1	% REC	09/24/96 2359
							2.8	RPD	
CCV		960809Z	2.58232		2.5		103.3	% REC	09/25/96 0046
CCB		960920Z	-0.00234						09/25/96 0121
CCV		960809Z	2.60271		2.5		104.1	% REC	09/25/96 0159
CCB		960920Z	-0.00151						09/25/96 0211
MS	962594-4	960917G	0.98945		1.000	-0.00061	99.0	% REC	09/25/96 0238
MSD	962594-4	960917G	0.99332	0.98945	1.000	-0.00061	99.4	% REC	09/25/96 0240
							0.4	RPD	

The analytical results, opinions or interpretations contained in this report are based upon information and material supplied by the client for whose exclusive and confidential use this report has been made. The analytical results, opinions or interpretations expressed represent the best judgment of Core Laboratories. Core Laboratories, however, makes no warranty or representation, express or implied, of any type, and expressly disclaims same as to the productivity, proper operations or profitableness of any oil, gas, coal or other mineral, property, well or sand in connection with which such report is used or relied upon for any reason whatsoever. This report shall not be reproduced, in whole or in part, without the written approval of Core Laboratories.

CORE LABORATORIES

QUALITY CONTROL RESULTS

Job Number: 962612 Date: 11/14/96

CUSTOMER: Daniel B. Stephens & Associates PROJECT: 6033.3 ENRON-ROSWELL ATTN: Bob Marley

Test Method.....: SW-846 6010A
Method Description.: Metals Analysis (ICAP Trace)
Parameter.....: Selenium (Se)
Batch.....: 13697
Reporting Limit...: 0.1
Units.....: mg/L
Analyst...: smh

QC	Lab ID	Reagent	QC Result	QC Result	True Value	Orig. Value	Calc. Result	Units	Date/Time
CCV		960809Z	2.64029		2.5		105.6	% REC	09/25/96 0247
CCB		960920Z	0.00075						09/25/96 0251
MD	962594-5		0.00742			0.00604	0.00138	ABS Diff.	09/25/96 0256
CCV		960809Z	2.61761		2.5		104.7	% REC	09/25/96 0321
CCB		960920Z	-0.00618						09/25/96 0331
CCV		960809Z	2.62538		2.5		105.0	% REC	09/25/96 0407
CCB		960920Z	-0.00413						09/25/96 0415
ISB		960630H	1.02002		1.000		102.0	% REC	09/25/96 0423
CCV		960809Z	2.60281		2.5		104.1	% REC	09/25/96 0430
CCB		960920Z	0.00226						09/25/96 0432

Test Method.....: SW-846 7470
Method Description.: Mercury (CVAA)
Parameter.....: Mercury (Hg)
Batch.....: 13891
Reporting Limit...: 0.0002
Units.....: mg/L
Analyst...: lmt

QC	Lab ID	Reagent	QC Result	QC Result	True Value	Orig. Value	Calc. Result	Units	Date/Time
ICV		960624G	0.003763		0.004000		94.1	% REC	10/01/96 1000
ICB		10016	0.000048						10/01/96 1002
MB		0930	0.000048						10/01/96 1019
CCV		960930N	0.004681		0.005000		93.6	% REC	10/01/96 1024
CCB		10016	0.000048						10/01/96 1026
MD	962612-1		0.000048			0.000048	0.00000	ABS Diff.	10/01/96 1030
MS	962612-2	960930N	0.005057		0.005000	0.000048	100.2	% REC	10/01/96 1034
MS	962626-3	960930N	0.005516		0.005000	0.000048	109.4	% REC	10/01/96 1043
CCV		960930N	0.005099		0.005000		102.0	% REC	10/01/96 1047
CCB		10016	0.000048						10/01/96 1049
CCV		960930N	0.005307		0.005000		106.1	% REC	10/01/96 1104
CCB		10016	0.000048						10/01/96 1106
EB		1311	0.000048						10/01/96 1109
SB		960930N	0.004932		0.005000		98.6	% REC	10/01/96 1111
MS	962617-3	960930N	0.005307		0.005000	0.000048	105.2	% REC	10/01/96 1115
CCV		960930N	0.004723		0.005000		94.5	% REC	10/01/96 1124
CCB		10016	0.000048						10/01/96 1126
ED	962617-10		0.000048			0.000048	0.00000	ABS Diff.	10/01/96 1136
MD	962617-10		0.000048			0.000048	0.00000	ABS Diff.	10/01/96 1139
CCV		960930N	0.004806		0.005000		96.1	% REC	10/01/96 1149
CCB		10016	0.000048						10/01/96 1151
MS	962617-12	960930N	0.005099		0.005000	0.000048	101.0	% REC	10/01/96 1156
CCV		960930N	0.005057		0.005000		101.1	% REC	10/01/96 1158
CCB		10016	0.000048						10/01/96 1200

The analytical results, opinions or interpretations contained in this report are based upon information and material supplied by the client for whose exclusive and confidential use this report has been made. The analytical results, opinions or interpretations expressed represent the best judgment of Core Laboratories. Core Laboratories, however, makes no warranty or representation, express or implied, of any type, and expressly disclaims same as to the productivity, proper operations or profitableness of any oil, gas, water or other mineral, property, well or sand in connection with which such report is used or relied upon for any reason whatsoever. This report shall not be reproduced, in whole or in part, without the written approval of Core Laboratories.

CORE LABORATORIES

QUALITY ASSURANCE METHODS

REFERENCES AND NOTES

Report Date: 11/14/96

(1) EPA 600/4-79-020, Methods for Chemical Analysis of Water and Wastes, March 1983

(2) EPA SW-846, Test Methods for Evaluating Solid Waste, Third Edition, 1989

(3) Standard Methods for The Examination of Water and Wastewater, 17th Edition, 1989

(4) EPA 600/4-80-032, Prescribed Procedures For Measurement Of Radioactivity In Drinking Water, August 1980

(5) EPA 600/8-78-017, Microbiological Methods For Monitoring The Environment, December 1978

(6) Federal Register, July 1, 1990 (40 CFR Part 136)

(7) EPA 600/4-88-03, Methods For The Determination of Organics Compounds in Drinking Water, December 1988

(8) U.S.G.S. Methods For Determination of Inorganic Substances In Water And Fluvial Sediments, Book 5, Chapter A1, 1985

(9) Federal Register, Friday, June 7, 1991 (40 CFR Parts 141 & 142)

(10) Standard Methods For The Examination of Water and Wastewater, 16th Edition, 1985

(11) ASTM, Section 11 Water and Environmental Technology, Volume 11.01 Water (1), 1991

(12) Methods of Soil Analysis, American Society of Agronomy, Agronomy No. 9, 1965

(13) EPA SW-846, Test Methods For Evaluating Solid Waste, Third Edition, Revision 1, November 1990

(14) ASTM, Section 5, Petroleum Products, Lubricants, and Fossil Fuels, Volume 05.05, Gaseous Fuels, Coal, and Coke

(15) EPA 600/2-78-054, Field and Laboratory Methods Applicable To Overburdens and Mine Soils, March 1978

(16) ASTM, Part 19, Soils and Rocks; Building Stones, 1981

Comments: Data in the QA report may differ from final results due to digestion and/or dilution of sample into analytical ranges. The "Time Analyzed" in the QA report refers to the start time of the analytical batch which may not reflect the actual time of each analysis. The "Date Analyzed" is the actual date of analysis. Results for soil and sludge samples are reported on a wet weight basis (i.e. not corrected for percent moisture) unless otherwise indicated.

NC = Not Calculable Due to Value(s) lower than the Detection Limit.

BLANK QC SAMPLE IDENTIFICATION

The analytical results, opinions or interpretations contained in this report are based upon information and material supplied by the client for whose exclusive and confidential use this report has been made. The analytical results, opinions or interpretations expressed represent the best judgment of Core Laboratories. Core Laboratories, however, makes no warranty or representation, express or implied, of any type, and expressly disclaims same as to the productivity, proper operations or profitableness of any oil, gas, coal or other mineral, property, well or sand in connection with which such report is used or relied upon for any reason whatsoever. This report shall not be reproduced, in whole or in part, without the written approval of Core Laboratories.

QUALITY ASSURANCE METHODS

REFERENCES AND NOTES

Report Date: 11/14/96

MB	Method Blank
ICB	Initial Calibration Blank
CCB	Continuing Calibration Blank

SPIKE QC SAMPLE IDENTIFICATION

MS	Method (Matrix) Spike
MSD	Method (Matrix) Spike Duplicate
PDS	Post Digestion Spike
SB	Spiked Blank
SBD	Spike Blank Duplicate

REFERENCE STANDARD QC SAMPLE IDENTIFICATION

LCS	Laboratory Control Standard
RS	Reference Standard
ICV	Initial Calibration Verification Standard
CCV	Continuing Calibration Verification Standard
ISA/ISB	ICP Interface Check Sample
ICL	Initial Calibration/Laboratory Control Sample
DSC	Distilled Standard Check

DUPLICATE QC SAMPLE IDENTIFICATION

MD	Method (Matrix) Duplicate
ED	Extraction Duplicate
DD	Digestion Duplicate

Analyses performed by a subcontract laboratory are indicated on the analytical and/or quality control reports under "technician" using the following codes:

SUBCONTRACT LABORATORY	CODE
Core Laboratories - Anaheim, CA	* AN
Core Laboratories - Casper, WY	* CA
Core Laboratories - Corpus Christi, TX	* CC
Core Laboratories - Houston, TX	* HP
Core Laboratories - Lake Charles, LA	* LC
Core Laboratories - Long Beach, CA	* LB
Other Subcontract Laboratories	* XX

EXPLANATION OF DATA FLAGS

B - This flag is used to indicate that an analyte is present in the method blank as well as in the sample. It indicates that the client should consider this when evaluating the results.

D - This flag indicates that surrogates were diluted out of calibration range and cannot be quantified.

E - Indicates that a sample result is an estimate because the concentration exceeded the calibration range of the instrument.

I - Used to indicate matrix interference.

J - Indicates that a value is an estimate. It is used when a compound is determined to be present based on the mass spectral data, but at a concentration less than the practical quantitation limit of the method.

The analytical results, opinions or interpretations contained in this report are based upon information and material supplied by the client for whose exclusive and confidential use this report has been made. The analytical results, opinions or interpretations expressed represent the best judgment of Core Laboratories. Core Laboratories, however, makes no warranty or representation, express or implied, of any type, and expressly disclaims same as to the productivity, proper operations or profitableness of any oil, gas, coal or other mineral, property, well or sand in connection with which such report is used or relied upon for any reason whatsoever. This report shall not be reproduced, in whole or in part, without the written approval of Core Laboratories.

QUALITY ASSURANCE METHODS

REFERENCES AND NOTES

Report Date: 11/14/96

This flag is also used when estimating the concentration of a tentatively identified compound.

X - Indicates that a surrogate recovery is outside the specified quality control limits.

Y - Used to identify a spike or spike duplicate recovery that is outside the specified quality control limits.

Z - Indicates a relative percent difference for a spike and spike duplicate is outside the specified quality control limits.

* - Indicates a relative percent difference for a duplicate analysis is outside the specified quality control limits.

^ - Used to indicate that a standard is outside specified quality control limits.

The analytical results, opinions or interpretations contained in this report are based upon information and material supplied by the client for whose exclusive and confidential use this report has been made. The analytical results, opinions or interpretations expressed represent the best judgment of Core Laboratories. Core Laboratories, however, makes no warranty or representation, express or implied, of any type, and expressly disclaims same as to the productivity, proper operations or profitableness of any oil, gas, coal or other mineral property, well or sand in connection with which such report is used or relied upon for any reason whatsoever. This report shall not be reproduced, in whole or in part, without the written approval of Core Laboratories.

Additional Analyses
Job Number 962613
November 14, 1996

CORE LABORATORIES

ANALYTICAL REPORT

JOB NUMBER: 962613

Prepared For:

Daniel B. Stephens & Associates
6020 Academy NE
Suite 100
Albuquerque, NM 87109

Attention: Bob Marley

Date: 11/14/96

ADDITIONAL DATA

Don Morris
Signature

November 18, 1996
Date

Name: Don L. Morris

Title: Project Manager

CORE LABORATORIES, INC.
10703 East Bethany Drive
Aurora, CO 80014

PHONE: (303) 751-1780
FAX: (303) 751-1784

The analytical results, opinions or interpretations contained in this report are based upon information and material supplied by the client for whose exclusive and confidential use this report has been made. The analytical results, opinions or interpretations expressed represent the best judgment of Core Laboratories. Core Laboratories, however, makes no warranty or representation, express or implied, of any type, and expressly disclaims same as to the productivity, proper operations or profitableness of any oil, gas, coal or other mineral, property, well or sand in connection with which such report is used or relied upon for any reason whatsoever. This report shall not be reproduced, in whole or in part, without the written approval of Core Laboratories

CORE LABORATORIES

SAMPLE INFORMATION
Date: 11/14/96

Job Number.: 962613
Customer ..: Daniel B. Stephens & Associates
Attn.....: Bob Marley

Project Number.....: 96000156
Customer Project ID....: 6033.3 ENRON-ROSWELL
Project Description....: DB Stevens/Enron

Laboratory Sample ID	Customer Sample ID	Sample Matrix	Date Sampled	Time Sampled	Date Received	Time Received
962613-1	MW-10	Water	09/19/96	12:46	09/21/96	10:10

The analytical results, opinions or interpretations contained in this report are based upon information and material supplied by the client for whose exclusive and confidential use this report has been made. The analytical results, opinions or interpretations expressed represent the best judgment of Core Laboratories. Core Laboratories, however, makes no warranty or representation, express or implied, of any type, and expressly disclaims same as to the productivity, proper operations or profitableness of any oil, gas, coal, or other mineral, property, well or sand in connection with which such report is used or relied upon for any reason whatsoever. This report shall not be reproduced, in whole or in part, without the written approval of Core Laboratories.

CORE LABORATORIES

LABORATORY TEST RESULTS

Job Number: 962613 Date: 11/14/96

CUSTOMER: Daniel B. Stephens & Associates PROJECT: 6033.3 ENRON-ROSWELL ATTN: Bob Marley

Customer Sample ID: MW-10
Date Sampled.....: 09/19/96
Time Sampled.....: 12:46
Sample Matrix.....: Water

Laboratory Sample ID: 962613-1
Date Received.....: 09/21/96
Time Received.....: 10:10

TEST METHOD	PARAMETER/TEST DESCRIPTION	SAMPLE RESULT	REPORTING LIMIT	UNITS	DATE	TECH
SW-846 3010	Acid Digestion, Total Metals, Total	Complete			09/24/96	lmt
SW-846 6010A	Arsenic (As), Total	<0.05	0.05	mg/L	09/25/96	smh
SW-846 6010A	Barium (Ba), Total	<0.01	0.01	mg/L	09/25/96	smh
SW-846 6010A	Cadmium (Cd), Total	<0.005	0.005	mg/L	09/25/96	smh
SW-846 6010A	Calcium (Ca), Total	634	0.5	mg/L	09/25/96	smh
SW-846 6010A	Chromium (Cr), Total	<0.01	0.01	mg/L	09/25/96	smh
SW-846 6010A	Copper (Cu), Total	<0.01	0.01	mg/L	09/25/96	smh
SW-846 6010A	Lead (Pb), Total	<0.003	0.003	mg/L	09/25/96	smh
SW-846 6010A	Magnesium (Mg), Total	153	0.1	mg/L	09/25/96	smh
SW-846 6010A	Manganese (Mn), Total	0.06	0.01	mg/L	09/25/96	smh
SW-846 7470	Mercury (Hg), Total	<0.0002	0.0002	mg/L	10/01/96	lmt
SW-846 6010A	Potassium (K), Total	6	5	mg/L	09/25/96	smh
SW-846 6010A	Selenium (Se), Total	<0.01	0.01	mg/L	09/25/96	smh
SW-846 6010A	Silver (Ag), Total	<0.01	0.01	mg/L	09/25/96	smh
SW-846 6010A	Sodium (Na), Total	179	5	mg/L	09/25/96	smh
SW-846 6010A	Zinc (Zn), Total	0.02	0.01	mg/L	09/25/96	smh

The analytical results, opinions or interpretations contained in this report are based upon information and material supplied by the client for whose exclusive and confidential use this report has been made. The analytical results, opinions or interpretations expressed represent the best judgment of Core Laboratories. Core Laboratories, however, makes no warranty or representation, express or implied, of any type, and expressly disclaims same as to the productivity, proper operations or profitableness of any oil, gas, coal, or other mineral, property, well or sand in connection with which such report is used or relied upon for any reason whatsoever. This report shall not be reproduced, in whole or in part, without the written approval of Core Laboratories.

CORE LABORATORIES

QUALITY CONTROL RESULTS

Job Number: 962613 Date: 11/14/96

CUSTOMER: Daniel B. Stephens & Associates PROJECT: 6033.3 ENRON-ROSWELL ATTN: Bob Marley

Test Method.....: SW-846 6010A Batch.....: 13697 Analyst...: smh
Method Description.: Metals Analysis (ICAP) Reporting Limit...: 0.05
Parameter.....: Arsenic (As) Units.....: mg/L

QC	Lab ID	Reagent	QC Result	QC Result	True Value	Orig. Value	Calc. Result	Units	Date/Time
ICV		960716T	2.07529		2.00		103.8	% REC	09/24/96 1033
ICB		960920Z	-0.00039						09/24/96 1130
ISB		960630H	1.02053		1.000		102.1	% REC	09/24/96 1151
CRI		960701T	0.01247		0.5000		2.5	% REC	09/24/96 1301
CCV		960809Z	2.61522		2.5		104.6	% REC	09/24/96 1350
CCB		960920Z	0.00287						09/24/96 1434
CCV		960809Z	2.54251		2.5		101.7	% REC	09/24/96 1534
CCB		960920Z	0.00066						09/24/96 1547
CRI		960701T	0.01196		0.5000		2.4	% REC	09/24/96 1559
ISB		960630H	0.95473		1.000		95.5	% REC	09/24/96 1609
CCV		960809Z	2.53465		2.5		101.4	% REC	09/24/96 1615
CCB		960920Z	-0.00035						09/24/96 1622
CCV		960809Z	2.52608		2.5		101.0	% REC	09/24/96 1918
CCB		960920Z	0.00160						09/24/96 1927
CCV		960809Z	2.53336		2.5		101.3	% REC	09/24/96 2036
CCB		960920Z	0.00090						09/24/96 2058
CCV		960809Z	2.53000		2.5		101.2	% REC	09/24/96 2159
CCB		960920Z	-0.00145						09/24/96 2204
MB		0924	-0.00203						09/24/96 2312
LCS		960923H	0.96444		1.00		96.4	% REC	09/24/96 2330
CCV		960809Z	2.54596		2.5		101.8	% REC	09/24/96 2336
CCB		960920Z	0.00498						09/24/96 2340
MD	962570-1		0.00244			0.00218	0.00026	ABS Diff.	09/24/96 2346
MS	962570-2	960917G	0.96213		1.000	0.00186	96.0	% REC	09/24/96 2351
MSD	962570-2	960917G	0.93272	0.96213	1.000	0.00186	93.1	% REC	09/24/96 2359
							3.1	RPD	
CCV		960809Z	2.55637		2.5		102.3	% REC	09/25/96 0046
CCB		960920Z	0.00086						09/25/96 0121
CCV		960809Z	2.55453		2.5		102.2	% REC	09/25/96 0159
CCB		960920Z	0.00158						09/25/96 0211
MS	962594-4	960917G	1.00176		1.000	-0.00039	100.2	% REC	09/25/96 0238
MSD	962594-4	960917G	1.01461	1.00176	1.000	-0.00039	101.5	% REC	09/25/96 0240
							1.3	RPD	
CCV		960809Z	2.55862		2.5		102.3	% REC	09/25/96 0247
CCB		960920Z	-0.00136						09/25/96 0251
MD	962594-5		0.00041			0.00029	0.00012	ABS Diff.	09/25/96 0256
CCV		960809Z	2.56325		2.5		102.5	% REC	09/25/96 0321
CCB		960920Z	0.00146						09/25/96 0331
CCV		960809Z	2.57694		2.5		103.1	% REC	09/25/96 0407
CCB		960920Z	0.00043						09/25/96 0415
ISB		960630H	1.00535		1.000		100.5	% REC	09/25/96 0423
CCV		960809Z	2.57107		2.5		102.8	% REC	09/25/96 0430
CCB		960920Z	0.00074						09/25/96 0432

Test Method.....: SW-846 6010A Batch.....: 13697 Analyst...: smh
Method Description.: Metals Analysis (ICAP) Reporting Limit...: 0.01
Parameter.....: Barium (Ba) Units.....: mg/L

QC	Lab ID	Reagent	QC Result	QC Result	True Value	Orig. Value	Calc. Result	Units	Date/Time
ICV		960501Q	1.00196		1.00		100.2	% REC	09/24/96 1041
ICB		960920Z	-0.00000						09/24/96 1130

The analytical results, opinions or interpretations contained in this report are based upon information and material supplied by the client for whose exclusive and confidential use this report has been made. The analytical results, opinions or interpretations expressed represent the best judgment of Core Laboratories. Core Laboratories, however, makes no warranty or representation, express or implied, of any type, and expressly disclaims same as to the productivity, proper operations or profitableness of any oil, gas, coal or other mineral property, well or sand in connection with which such report is used or relied upon for any reason whatsoever. This report shall not be reproduced, in whole or in part, without the written approval of Core Laboratories.

CORE LABORATORIES

QUALITY CONTROL RESULTS

Job Number: 962613 Date: 11/14/96

CUSTOMER: Daniel B. Stephens & Associates PROJECT: 6033.3 ENRON-ROSWELL ATTN: Bob Marley

Test Method.....: SW-846 6010A Batch.....: 13697 Analyst...: smh
Method Description.: Metals Analysis (ICAP) Reporting Limit...: 0.01
Parameter.....: Barium (Ba) Units.....: mg/L

QC	Lab ID	Reagent	QC Result	QC Result	True Value	Orig. Value	Calc. Result	Units	Date/Time
ISB		960630H	0.53367		0.5000		106.7	% REC	09/24/96 1151
CRI		960701T	0.21332		10.00		2.1	% REC	09/24/96 1301
CCV		960809Z	5.04992		5.0		101.0	% REC	09/24/96 1350
CCB		960920Z	0.00021						09/24/96 1434
CCV		960809Z	4.84623		5.0		96.9	% REC	09/24/96 1534
CCB		960920Z	0.00031						09/24/96 1547
CRI		960701T	0.20583		10.00		2.1	% REC	09/24/96 1559
ISB		960630H	0.49068		0.5000		98.1	% REC	09/24/96 1609
CCV		960809Z	4.83340		5.0		96.7	% REC	09/24/96 1615
CCB		960920Z	0.00042						09/24/96 1622
CCV		960809Z	4.79308		5.0		95.9	% REC	09/24/96 1918
CCB		960920Z	0.00031						09/24/96 1927
CCV		960809Z	4.78749		5.0		95.7	% REC	09/24/96 2036
CCB		960920Z	-0.00010						09/24/96 2058
CCV		960809Z	4.74337		5.0		94.9	% REC	09/24/96 2159
CCB		960920Z	0.00042						09/24/96 2204
MB		0924	-0.00021						09/24/96 2312
LCS		960923H	0.93929		1.00		93.9	% REC	09/24/96 2330
CCV		960809Z	4.77282		5.0		95.5	% REC	09/24/96 2336
CCB		960920Z	0.00042						09/24/96 2340
MD	962570-1		0.04723			0.04684	0.00039	ABS Diff.	09/24/96 2346
MS	962570-2	960917G	1.05732		1.000	0.04864	100.9	% REC	09/24/96 2351
MSD	962570-2	960917G	1.02573	1.05732	1.000	0.04864	97.7	% REC	09/24/96 2359
							3.0	RPD	
CCV		960809Z	4.90167		5.0		98.0	% REC	09/25/96 0046
CCB		960920Z	-0.00000						09/25/96 0121
CCV		960809Z	5.07920		5.0		101.6	% REC	09/25/96 0159
CCB		960920Z	-0.00000						09/25/96 0211
MS	962594-4	960917G	1.15688		1.000	0.02730	113.0	% REC	09/25/96 0238
MSD	962594-4	960917G	1.16073	1.15688	1.000	0.02730	113.3	% REC	09/25/96 0240
							0.3	RPD	
CCV		960809Z	5.11615		5.0		102.3	% REC	09/25/96 0247
CCB		960920Z	0.00043						09/25/96 0251
MD	962594-5		0.08220			0.07829	4.9	RPD	09/25/96 0256
CCV		960809Z	5.07303		5.0		101.5	% REC	09/25/96 0321
CCB		960920Z	0.00000						09/25/96 0331
CCV		960809Z	5.08800		5.0		101.8	% REC	09/25/96 0407
CCB		960920Z	-0.00021						09/25/96 0415
ISB		960630H	0.53409		0.5000		106.8	% REC	09/25/96 0423
CCV		960809Z	5.07546		5.0		101.5	% REC	09/25/96 0430
CCB		960920Z	0.00053						09/25/96 0432

Test Method.....: SW-846 6010A Batch.....: 13697 Analyst...: smh
Method Description.: Metals Analysis (ICAP) Reporting Limit...: 0.005
Parameter.....: Cadmium (Cd) Units.....: mg/L

QC	Lab ID	Reagent	QC Result	QC Result	True Value	Orig. Value	Calc. Result	Units	Date/Time
ICV		960716T	2.00750		2.00		100.4	% REC	09/24/96 1033
ICB		960920Z	-0.00013						09/24/96 1130
ISB		960630H	1.05528		1.000		105.5	% REC	09/24/96 1151
CRI		960701T	0.00947		0.5000		1.9	% REC	09/24/96 1301

The analytical results, opinions or interpretations contained in this report are based upon information and material supplied by the client for whose exclusive and confidential use this report has been made. The analytical results, opinions or interpretations expressed represent the best judgment of Core Laboratories. Core Laboratories, however, makes no warranty or representation, express or implied, of any type, and expressly disclaims same as to the productivity, proper operations or profitableness of any oil, gas, coal or other mineral, property, well or sand in connection with which such report is used or relied upon for any reason whatsoever. This report shall not be reproduced, in whole or in part, without the written approval of Core Laboratories.

CORE LABORATORIES

QUALITY CONTROL RESULTS

Job Number: 962613 Date: 11/14/96

CUSTOMER: Daniel B. Stephens & Associates PROJECT: 6033.3 ENRON-ROSWELL ATTN: Bob Marley

Test Method.....: SW-846 6010A Batch.....: 13697 Analyst...: smh
Method Description.: Metals Analysis (ICAP) Reporting Limit...: 0.005
Parameter.....: Cadmium (Cd) Units.....: mg/L

QC	Lab ID	Reagent	QC Result	QC Result	True Value	Orig. Value	Calc. Result	Units	Date/Time
CCV		960809Z	1.00849		1.0		100.8	% REC	09/24/96 1350
CCB		960920Z	0.00009						09/24/96 1434
CCV		960809Z	0.99681		1.0		99.7	% REC	09/24/96 1534
CCB		960920Z	-0.00034						09/24/96 1547
CRI		960701T	0.00917		0.5000		1.8	% REC	09/24/96 1559
ISB		960630H	0.99620		1.000		99.6	% REC	09/24/96 1609
CCV		960809Z	0.98620		1.0		98.6	% REC	09/24/96 1615
CCB		960920Z	-0.00020						09/24/96 1622
CCV		960809Z	0.98208		1.0		98.2	% REC	09/24/96 1918
CCB		960920Z	0.00026						09/24/96 1927
CCV		960809Z	0.98891		1.0		98.9	% REC	09/24/96 2036
CCB		960920Z	0.00039						09/24/96 2058
CCV		960809Z	0.97195		1.0		97.2	% REC	09/24/96 2159
CCB		960920Z	0.00035						09/24/96 2204
MB		0924	-0.00031						09/24/96 2312
LCS		960923H	0.97727		1.00		97.7	% REC	09/24/96 2330
CCV		960809Z	0.99769		1.0		99.8	% REC	09/24/96 2336
CCB		960920Z	-0.00030						09/24/96 2340
MD	962570-1		0.00052			0.00046	0.00006	ABS Diff.	09/24/96 2346
MS	962570-2	960917G	0.99171		1.000	0.00047	99.1	% REC	09/24/96 2351
MSD	962570-2	960917G	0.96236	0.99171	1.000	0.00047	96.2	% REC	09/24/96 2359
							3.0	RPD	
CCV		960809Z	1.04770		1.0		104.8	% REC	09/25/96 0046
CCB		960920Z	0.00023						09/25/96 0121
CCV		960809Z	1.00642		1.0		100.6	% REC	09/25/96 0159
CCB		960920Z	-0.00022						09/25/96 0211
MS	962594-4	960917G	1.04649		1.000	-0.00127	104.8	% REC	09/25/96 0238
MSD	962594-4	960917G	1.06337	1.04649	1.000	-0.00127	106.5	% REC	09/25/96 0240
							1.6	RPD	
CCV		960809Z	1.03416		1.0		103.4	% REC	09/25/96 0247
CCB		960920Z	-0.00077						09/25/96 0251
MD	962594-5		-0.00062			-0.00042	0.00020	ABS Diff.	09/25/96 0256
CCV		960809Z	1.05167		1.0		105.2	% REC	09/25/96 0321
CCB		960920Z	-0.00070						09/25/96 0331
CCV		960809Z	1.05696		1.0		105.7	% REC	09/25/96 0407
CCB		960920Z	-0.00066						09/25/96 0415
ISB		960630H	1.06948		1.000		106.9	% REC	09/25/96 0423
CCV		960809Z	1.04785		1.0		104.8	% REC	09/25/96 0430
CCB		960920Z	0.00004						09/25/96 0432

Test Method.....: SW-846 6010A Batch.....: 13697 Analyst...: smh
Method Description.: Metals Analysis (ICAP) Reporting Limit...: 1
Parameter.....: Calcium (Ca) Units.....: mg/L

QC	Lab ID	Reagent	QC Result	QC Result	True Value	Orig. Value	Calc. Result	Units	Date/Time
ICV		960412S	92.33015		100.000000		92.3	% REC	09/24/96 1103
ICB		960920Z	0.00924						09/24/96 1130
ISA		960323A	456.42803		500		91.3	% REC	09/24/96 1135
ISB		960630H	430.75573		500		86.2	% REC	09/24/96 1151
CCV		960821M	95.71830		100.00		95.7	% REC	09/24/96 1345
CCB		960920Z	0.00317						09/24/96 1434

The analytical results, opinions or interpretations contained in this report are based upon information and material supplied by the client for whose exclusive and confidential use this report has been made. The analytical results, opinions or interpretations expressed represent the best judgment of Core Laboratories. Core Laboratories, however, makes no warranty or representation, express or implied, of any type, and expressly disclaims same as to the productivity, proper operations or profitableness of any oil, gas, mine or other mineral, property, well or sand in connection with which such report is used or relied upon for any reason whatsoever. This report shall not be reproduced, in whole or in part, without the written approval of Core Laboratories.

CORE LABORATORIES

QUALITY CONTROL RESULTS

Job Number: 962613 Date: 11/14/96

CUSTOMER: Daniel B. Stephens & Associates PROJECT: 6033.3 ENRON-ROSWELL ATTN: Bob Marley

Test Method.....: SW-846 6010A
Method Description.: Metals Analysis (ICAP)
Parameter.....: Calcium (Ca)
Batch.....: 13697
Reporting Limit...: 1
Units.....: mg/L
Analyst...: smh

QC	Lab ID	Reagent	QC Result	QC Result	True Value	Orig. Value	Calc. Result	Units	Date/Time
CCV		960821M	97.25587		100.00		97.3	% REC	09/24/96 1522
CCB		960920Z	-0.00326						09/24/96 1547
ISA		960323A	449.24325		500		89.8	% REC	09/24/96 1602
ISB		960630H	427.59124		500		85.5	% REC	09/24/96 1609
CCV		960821M	94.24047		100.00		94.2	% REC	09/24/96 1612
CCB		960920Z	0.01851						09/24/96 1622
CCV		960821M	93.75367		100.00		93.8	% REC	09/24/96 1907
CCB		960920Z	-0.00623						09/24/96 1927
CCV		960821M	94.31488		100.00		94.3	% REC	09/24/96 2033
CCB		960920Z	-0.00002						09/24/96 2058
CCV		960821M	93.56234		100.00		93.6	% REC	09/24/96 2157
CCB		960920Z	0.01239						09/24/96 2204
MB		0924	0.01252						09/24/96 2312
LCS		960912Y	173.32452		200.0		86.7	% REC	09/24/96 2319
CCV		960821M	95.52487		100.00		95.5	% REC	09/24/96 2334
CCB		960920Z	0.01553						09/24/96 2340
MD	962570-1		44.82091			43.96529	1.9	RPD	09/24/96 2346
MS	962570-2	960917G	93.36354		50.000	46.77722	93.2	% REC	09/24/96 2351
MSD	962570-2	960917G	90.11122	93.36354	50.000	46.77722	86.7	% REC	09/24/96 2359
							3.5	RPD	
CCV		960821M	96.91074		100.00		96.9	% REC	09/25/96 0040
CCB		960920Z	0.01240						09/25/96 0121
CCV		960821M	104.51561		100.00		104.5	% REC	09/25/96 0155
CCB		960920Z	0.00313						09/25/96 0211
MS	962594-4	960917G	98.43799		50.000	43.52572	109.8	% REC	09/25/96 0238
MSD	962594-4	960917G	99.57582	98.43799	50.000	43.52572	112.1	% REC	09/25/96 0240
							1.1	RPD	
CCV		960821M	106.54960		100.00		106.5	% REC	09/25/96 0245
CCB		960920Z	0.01856						09/25/96 0251
MD	962594-5		50.54542			48.13012	4.9	RPD	09/25/96 0256
CCV		960821M	109.04252		100.00		109.0	% REC	09/25/96 0319
CCB		960920Z	0.00633						09/25/96 0331
CCV		960821M	108.85523		100.00		108.9	% REC	09/25/96 0404
CCB		960920Z	0.00933						09/25/96 0415
ISA		960323A	517.88476		500		103.6	% REC	09/25/96 0418
ISB		960630H	488.76049		500		97.8	% REC	09/25/96 0423
CCV		960821M	107.33901		100.00		107.3	% REC	09/25/96 0428
CCB		960920Z	0.03102						09/25/96 0432

Test Method.....: SW-846 6010A
Method Description.: Metals Analysis (ICAP)
Parameter.....: Chromium (Cr)
Batch.....: 13697
Reporting Limit...: 0.01
Units.....: mg/L
Analyst...: smh

QC	Lab ID	Reagent	QC Result	QC Result	True Value	Orig. Value	Calc. Result	Units	Date/Time
ICV		960716T	1.98127		2.00		99.1	% REC	09/24/96 1033
ICB		960920Z	-0.00027						09/24/96 1130
ISB		960630H	0.55882		0.5000		111.8	% REC	09/24/96 1151
CRI		960701T	0.02273		1.000		2.3	% REC	09/24/96 1301
CCV		960809Z	2.49109		2.5		99.6	% REC	09/24/96 1350
CCB		960920Z	0.00166						09/24/96 1434
CCV		960809Z	2.47736		2.5		99.1	% REC	09/24/96 1534

The analytical results, opinions or interpretations contained in this report are based upon information and material supplied by the client for whose exclusive and confidential use this report has been made. The analytical results, opinions or interpretations expressed represent the best judgment of Core Laboratories. Core Laboratories, however, makes no warranty or representation, express or implied, of any type, and expressly disclaims same as to the productivity, proper operations or profitableness of any oil, gas, coal or other mineral, property, well or sand in connection with which such report is used or relied upon for any reason whatsoever. This report shall not be reproduced, in whole or in part, without the written approval of Core Laboratories.

CORE LABORATORIES

QUALITY CONTROL RESULTS

Job Number: 962613 Date: 11/14/96

CUSTOMER: Daniel B. Stephens & Associates PROJECT: 6033.3 ENRON-ROSWELL ATTN: Bob Marley

Test Method.....: SW-846 6010A Batch.....: 13697 Analyst...: smh
Method Description.: Metals Analysis (ICAP) Reporting Limit...: 0.01
Parameter.....: Chromium (Cr) Units.....: mg/L

QC	Lab ID	Reagent	QC Result	QC Result	True Value	Orig. Value	Calc. Result	Units	Date/Time
CCB		960920Z	0.00000						09/24/96 1547
CRI		960701T	0.02245		1.000		2.2	% REC	09/24/96 1559
ISB		960630H	0.52776		0.5000		105.6	% REC	09/24/96 1609
CCV		960809Z	2.44922		2.5		98.0	% REC	09/24/96 1615
CCB		960920Z	-0.00027						09/24/96 1622
CCV		960809Z	2.44701		2.5		97.9	% REC	09/24/96 1918
CCB		960920Z	-0.00083						09/24/96 1927
CCV		960809Z	2.45920		2.5		98.4	% REC	09/24/96 2036
CCB		960920Z	0.00000						09/24/96 2058
CCV		960809Z	2.42772		2.5		97.1	% REC	09/24/96 2159
CCB		960920Z	-0.00000						09/24/96 2204
MB		0924	0.00111						09/24/96 2312
LCS		960923H	0.95498		1.00		95.5	% REC	09/24/96 2330
CCV		960809Z	2.47348		2.5		98.9	% REC	09/24/96 2336
CCB		960920Z	0.00110						09/24/96 2340
MD	962570-1		0.00058			0.00224	0.00166	ABS Diff.	09/24/96 2346
MS	962570-2	960917G	0.98445		1.000	0.00141	98.3	% REC	09/24/96 2351
MSD	962570-2	960917G	0.95311	0.98445	1.000	0.00141	95.2	% REC	09/24/96 2359
							3.2	RPD	
CCV		960809Z	2.57802		2.5		103.1	% REC	09/25/96 0046
CCB		960920Z	-0.00083						09/25/96 0121
CCV		960809Z	2.55764		2.5		102.3	% REC	09/25/96 0159
CCB		960920Z	-0.00079						09/25/96 0211
MS	962594-4	960917G	1.06217		1.000	0.00053	106.2	% REC	09/25/96 0238
MSD	962594-4	960917G	1.07903	1.06217	1.000	0.00053	107.8	% REC	09/25/96 0240
							1.6	RPD	
CCV		960809Z	2.62851		2.5		105.1	% REC	09/25/96 0247
CCB		960920Z	0.00052						09/25/96 0251
MD	962594-5		0.00216			0.00084	0.00132	ABS Diff.	09/25/96 0256
CCV		960809Z	2.65406		2.5		106.2	% REC	09/25/96 0321
CCB		960920Z	-0.00078						09/25/96 0331
CCV		960809Z	2.65708		2.5		106.3	% REC	09/25/96 0407
CCB		960920Z	-0.00105						09/25/96 0415
ISB		960630H	0.58254		0.5000		116.5	% REC	09/25/96 0423
CCV		960809Z	2.64260		2.5		105.7	% REC	09/25/96 0430
CCB		960920Z	0.00105						09/25/96 0432

Test Method.....: SW-846 6010A Batch.....: 13697 Analyst...: smh
Method Description.: Metals Analysis (ICAP) Reporting Limit...: 0.01
Parameter.....: Copper (Cu) Units.....: mg/L

QC	Lab ID	Reagent	QC Result	QC Result	True Value	Orig. Value	Calc. Result	Units	Date/Time
ICV		960716T	1.96979		2.00		98.5	% REC	09/24/96 1033
ICB		960920Z	-0.00196						09/24/96 1130
ISB		960630H	0.55391		0.5000		110.8	% REC	09/24/96 1151
CRI		960701T	0.04623		2.000		2.3	% REC	09/24/96 1301
CCV		960809Z	2.57794		2.5		103.1	% REC	09/24/96 1350
CCB		960920Z	-0.00173						09/24/96 1434
CCV		960809Z	2.45856		2.5		98.3	% REC	09/24/96 1534
CCB		960920Z	0.00143						09/24/96 1547
CRI		960701T	0.04578		2.000		2.3	% REC	09/24/96 1559

The analytical results, opinions or interpretations contained in this report are based upon information and material supplied by the client for whose exclusive and confidential use this report has been made. The analytical results, opinions or interpretations expressed represent the best judgment of Core Laboratories. Core Laboratories, however, makes no warranty or representation, express or implied, of any type, and expressly disclaims same as to the productivity, proper operations or profitableness of any oil, gas, coal, mineral, property, well or sand in connection with which such report is used or relied upon for any reason whatsoever. This report shall not be reproduced, in whole or in part, without the written approval of Core Laboratories.

CORE LABORATORIES

QUALITY CONTROL RESULTS

Job Number: 962613 Date: 11/14/96

CUSTOMER: Daniel B. Stephens & Associates PROJECT: 6033.3 ENRON-ROSWELL ATTN: Bob Marley

Test Method.....: SW-846 6010A Batch.....: 13697 Analyst...: smh
Method Description.: Metals Analysis (ICAP) Reporting Limit...: 0.01
Parameter.....: Copper (Cu) Units.....: mg/L

QC	Lab ID	Reagent	QC Result	QC Result	True Value	Orig. Value	Calc. Result	Units	Date/Time
ISB		960630H	0.49865		0.5000		99.7	% REC	09/24/96 1609
CCV		960809Z	2.44717		2.5		97.9	% REC	09/24/96 1615
CCB		960920Z	-0.00023						09/24/96 1622
CCV		960809Z	2.43417		2.5		97.4	% REC	09/24/96 1918
CCB		960920Z	-0.00017						09/24/96 1927
CCV		960809Z	2.43157		2.5		97.3	% REC	09/24/96 2036
CCB		960920Z	0.00103						09/24/96 2058
CCV		960809Z	2.41960		2.5		96.8	% REC	09/24/96 2159
CCB		960920Z	-0.00028						09/24/96 2204
MB		0924	-0.00190						09/24/96 2312
LCS		960923H	0.97891		1.00		97.9	% REC	09/24/96 2330
CCV		960809Z	2.41738		2.5		96.7	% REC	09/24/96 2336
CCB		960920Z	-0.00161						09/24/96 2340
MD	962570-1		0.00431			0.00478	0.00047	ABS Diff.	09/24/96 2346
MS	962570-2	960917G	1.09831		1.000	0.00334	109.5	% REC	09/24/96 2351
MSD	962570-2	960917G	1.06115	1.09831	1.000	0.00334	105.8	% REC	09/24/96 2359
							3.4	RPD	
CCV		960809Z	2.47807		2.5		99.1	% REC	09/25/96 0046
CCB		960920Z	-0.00178						09/25/96 0121
CCV		960809Z	2.39321		2.5		95.7	% REC	09/25/96 0159
CCB		960920Z	-0.00005						09/25/96 0211
MS	962594-4	960917G	1.13407		1.000	-0.00043	113.5	% REC	09/25/96 0238
MSD	962594-4	960917G	1.13402	1.13407	1.000	-0.00043	113.4	% REC	09/25/96 0240
							0.0	RPD	
CCV		960809Z	2.39776		2.5		95.9	% REC	09/25/96 0247
CCB		960920Z	-0.00043						09/25/96 0251
MD	962594-5		0.00676			0.00743	0.00067	ABS Diff.	09/25/96 0256
CCV		960809Z	2.36873		2.5		94.7	% REC	09/25/96 0321
CCB		960920Z	0.00005						09/25/96 0331
CCV		960809Z	2.37609		2.5		95.0	% REC	09/25/96 0407
CCB		960920Z	0.00022						09/25/96 0415
ISB		960630H	0.49008		0.5000		98.0	% REC	09/25/96 0423
CCV		960809Z	2.37450		2.5		95.0	% REC	09/25/96 0430
CCB		960920Z	0.00077						09/25/96 0432

Test Method.....: SW-846 6010A Batch.....: 13697 Analyst...: smh
Method Description.: Metals Analysis (ICAP) Reporting Limit...: 0.5
Parameter.....: Magnesium (Mg) Units.....: mg/L

QC	Lab ID	Reagent	QC Result	QC Result	True Value	Orig. Value	Calc. Result	Units	Date/Time
ICV		960412S	100.13902		100.000000		100.1	% REC	09/24/96 1103
ICB		960920Z	0.02886						09/24/96 1130
ISA		960323A	583.60357		500		116.7	% REC	09/24/96 1135
ISB		960630H	553.14416		500		110.6	% REC	09/24/96 1151
CCV		960821M	100.89185		100.00		100.9	% REC	09/24/96 1345
CCB		960920Z	0.00666						09/24/96 1434
CCV		960821M	102.25759		100.00		102.3	% REC	09/24/96 1522
CCB		960920Z	0.00444						09/24/96 1547
ISA		960323A	568.37048		500		113.7	% REC	09/24/96 1602
ISB		960630H	539.88244		500		108.0	% REC	09/24/96 1609
CCV		960821M	98.48432		100.00		98.5	% REC	09/24/96 1612

The analytical results, opinions or interpretations contained in this report are based upon information and material supplied by the client for whose exclusive and confidential use this report has been made. The analytical results, opinions or interpretations expressed represent the best judgment of Core Laboratories. Core Laboratories, however, makes no warranty or representation, express or implied, of any type, and expressly disclaims same as to the productivity, proper operations or profitableness of any oil, gas, coal or other mineral, property, well or sand in connection with which such report is used or relied upon for any reason whatsoever. This report shall not be reproduced, in whole or in part, without the written approval of Core Laboratories.

CORE LABORATORIES

QUALITY CONTROL RESULTS

Job Number: 962613 Date: 11/14/96

CUSTOMER: Daniel B. Stephens & Associates PROJECT: 6033.3 ENRON-ROSWELL ATTN: Bob Marley

Test Method.....: SW-846 6010A Batch.....: 13697 Analyst...: smh
Method Description.: Metals Analysis (ICAP) Reporting Limit...: 0.5
Parameter.....: Magnesium (Mg) Units.....: mg/L

QC	Lab ID	Reagent	QC Result	QC Result	True Value	Orig. Value	Calc. Result	Units	Date/Time
CCB		960920Z	0.01999						09/24/96 1622
CCV		960821M	97.62918		100.00		97.6	% REC	09/24/96 1907
CCB		960920Z	-0.01332						09/24/96 1927
CCV		960821M	97.98679		100.00		98.0	% REC	09/24/96 2033
CCB		960920Z	0.00000						09/24/96 2058
CCV		960821M	97.24468		100.00		97.2	% REC	09/24/96 2157
CCB		960920Z	0.01776						09/24/96 2204
MB		0924	0.01332						09/24/96 2312
LCS		960912Y	188.00860		200.0		94.0	% REC	09/24/96 2319
CCV		960821M	98.92594		100.00		98.9	% REC	09/24/96 2334
CCB		960920Z	0.03775						09/24/96 2340
MD	962570-1		10.11424			9.90325	2.1	RPD	09/24/96 2346
MS	962570-2	960917G	58.53337		50.000	10.51401	96.0	% REC	09/24/96 2351
MSD	962570-2	960917G	56.58781	58.53337	50.000	10.51401	92.1	% REC	09/24/96 2359
							3.4	RPD	
CCV		960821M	100.05863		100.00		100.1	% REC	09/25/96 0040
CCB		960920Z	0.03331						09/25/96 0121
CCV		960821M	106.27510		100.00		106.3	% REC	09/25/96 0155
CCB		960920Z	0.00222						09/25/96 0211
MS	962594-4	960917G	62.67663		50.000	8.11425	109.1	% REC	09/25/96 0238
MSD	962594-4	960917G	63.23210	62.67663	50.000	8.11425	110.2	% REC	09/25/96 0240
							0.9	RPD	
CCV		960821M	107.38726		100.00		107.4	% REC	09/25/96 0245
CCB		960920Z	0.03777						09/25/96 0251
MD	962594-5		9.12076			8.68972	4.8	RPD	09/25/96 0256
CCV		960821M	109.09143		100.00		109.1	% REC	09/25/96 0319
CCB		960920Z	-0.00444						09/25/96 0331
CCV		960821M	108.94245		100.00		108.9	% REC	09/25/96 0404
CCB		960920Z	0.00444						09/25/96 0415
ISA		960323A	533.79791		500		106.8	% REC	09/25/96 0418
ISB		960630H	504.04486		500		100.8	% REC	09/25/96 0423
CCV		960821M	92.79498		100.00		92.8	% REC	09/25/96 0428
CCB		960920Z	0.01913						09/25/96 0432

Test Method.....: SW-846 6010A Batch.....: 13697 Analyst...: smh
Method Description.: Metals Analysis (ICAP) Reporting Limit...: 0.01
Parameter.....: Manganese (Mn) Units.....: mg/L

QC	Lab ID	Reagent	QC Result	QC Result	True Value	Orig. Value	Calc. Result	Units	Date/Time
ICV		960716T	2.01164		2.00		100.6	% REC	09/24/96 1033
ICB		960920Z	0.00058						09/24/96 1130
ISB		960630H	0.53111		0.5000		106.2	% REC	09/24/96 1151
CRI		960701T	0.02503		1.000		2.5	% REC	09/24/96 1301
CCV		960809Z	4.99292		5.0		99.9	% REC	09/24/96 1350
CCB		960920Z	-0.00000						09/24/96 1434
CCV		960809Z	4.93977		5.0		98.8	% REC	09/24/96 1534
CCB		960920Z	-0.00019						09/24/96 1547
CRI		960701T	0.02365		1.000		2.4	% REC	09/24/96 1559
ISB		960630H	0.49328		0.5000		98.7	% REC	09/24/96 1609
CCV		960809Z	4.87112		5.0		97.4	% REC	09/24/96 1615
CCB		960920Z	0.00039						09/24/96 1622

The analytical results, opinions or interpretations contained in this report are based upon information and material supplied by the client for whose exclusive and confidential use this report has been made. The analytical results, opinions or interpretations expressed represent the best judgment of Core Laboratories. Core Laboratories, however, makes no warranty or representation, express or implied, of any type, and expressly disclaims same as to the productivity, proper operations or profitableness of any oil, gas, coal or other mineral property, well or sand, in connection with which such report is used or relied upon for any reason whatsoever. This report shall not be reproduced, in whole or in part, without the written approval of Core Laboratories.

CORE LABORATORIES

QUALITY CONTROL RESULTS

Job Number: 962613 Date: 11/14/96

CUSTOMER: Daniel B. Stephens & Associates PROJECT: 6033.3 ENRON-ROSWELL ATTN: Bob Marley

Test Method.....: SW-846 6010A
Method Description.: Metals Analysis (ICAP)
Parameter.....: Manganese (Mn)
Batch.....: 13697
Reporting Limit...: 0.01
Units.....: mg/L
Analyst...: smh

QC	Lab ID	Reagent	QC Result	QC Result	True Value	Orig. Value	Calc. Result	Units	Date/Time
CCV		960809Z	4.85695		5.0		97.1	% REC	09/24/96 1918
CCB		960920Z	0.00019						09/24/96 1927
CCV		960809Z	4.87014		5.0		97.4	% REC	09/24/96 2036
CCB		960920Z	0.00000						09/24/96 2058
CCV		960809Z	4.80793		5.0		96.2	% REC	09/24/96 2159
CCB		960920Z	0.00019						09/24/96 2204
MB		0924	0.00039						09/24/96 2312
LCS		960923H	0.95624		1.00		95.6	% REC	09/24/96 2330
CCV		960809Z	4.91325		5.0		98.3	% REC	09/24/96 2336
CCB		960920Z	0.00039						09/24/96 2340
MD	962570-1		0.09805			0.09609	2.0	RPD	09/24/96 2346
MS	962570-2	960917G	1.10055		1.000	0.09371	100.7	% REC	09/24/96 2351
MSD	962570-2	960917G	1.06676	1.10055	1.000	0.09371	97.3	% REC	09/24/96 2359
							3.1	RPD	
CCV		960809Z	5.09417		5.0		101.9	% REC	09/25/96 0046
CCB		960920Z	-0.00039						09/25/96 0121
CCV		960809Z	5.13713		5.0		102.7	% REC	09/25/96 0159
CCB		960920Z	0.00037						09/25/96 0211
MS	962594-4	960917G	1.11454		1.000	0.00957	110.5	% REC	09/25/96 0238
MSD	962594-4	960917G	1.12594	1.11454	1.000	0.00957	111.6	% REC	09/25/96 0240
							1.0	RPD	
CCV		960809Z	5.25654		5.0		105.1	% REC	09/25/96 0247
CCB		960920Z	0.00056						09/25/96 0251
MD	962594-5		0.45299			0.43170	4.8	RPD	09/25/96 0256
CCV		960809Z	5.29144		5.0		105.8	% REC	09/25/96 0321
CCB		960920Z	0.00019						09/25/96 0331
CCV		960809Z	5.29284		5.0		105.9	% REC	09/25/96 0407
CCB		960920Z	0.00038						09/25/96 0415
ISB		960630H	0.55067		0.5000		110.1	% REC	09/25/96 0423
CCV		960809Z	5.26054		5.0		105.2	% REC	09/25/96 0430
CCB		960920Z	-0.00000						09/25/96 0432

Test Method.....: SW-846 6010A
Method Description.: Metals Analysis (ICAP)
Parameter.....: Potassium (K)
Batch.....: 13697
Reporting Limit...: 5
Units.....: mg/L
Analyst...: smh

QC	Lab ID	Reagent	QC Result	QC Result	True Value	Orig. Value	Calc. Result	Units	Date/Time
ICV		960412S	54.41766		50.000000		108.8	% REC	09/24/96 1103
ICB		960920Z	-0.04683						09/24/96 1130
ISB		960630H	10.69121		10.000		106.9	% REC	09/24/96 1151
CRI		960701T	6.72493		500.00		1.3	% REC	09/24/96 1301
CCV		960821M	95.08898		100.00		95.1	% REC	09/24/96 1345
CCB		960920Z	-0.06014						09/24/96 1434
CCV		960821M	97.21363		100.00		97.2	% REC	09/24/96 1522
CCB		960920Z	0.04844						09/24/96 1547
CRI		960701T	6.49968		500.00		1.3	% REC	09/24/96 1559
ISB		960630H	9.36373		10.000		93.6	% REC	09/24/96 1609
CCV		960821M	90.58828		100.00		90.6	% REC	09/24/96 1612
CCB		960920Z	0.02881						09/24/96 1622
CCV		960821M	94.38165		100.00		94.4	% REC	09/24/96 1907
CCB		960920Z	0.10204						09/24/96 1927

The analytical results, opinions or interpretations contained in this report are based upon information and material supplied by the client for whose exclusive and confidential use this report has been made. The analytical results, opinions or interpretations expressed represent the best judgment of Core Laboratories. Core Laboratories, however, makes no warranty or representation, express or implied, of any type, and expressly disclaims same as to the productivity, proper operations or profitableness of any oil, gas, coal or other mineral property, well or sand in connection with which such report is used or relied upon for any reason whatsoever. This report shall not be reproduced, in whole or in part, without the written approval of Core Laboratories.

CORE LABORATORIES

QUALITY CONTROL RESULTS

Job Number: 962613 Date: 11/14/96

CUSTOMER: Daniel B. Stephens & Associates PROJECT: 6033.3 ENRON-ROSWELL ATTN: Bob Marley

Test Method.....: SW-846 6010A Batch.....: 13697 Analyst...: smh
Method Description.: Metals Analysis (ICAP) Reporting Limit...: 5
Parameter.....: Potassium (K) Units.....: mg/L

QC	Lab ID	Reagent	QC Result	QC Result	True Value	Orig. Value	Calc. Result	Units	Date/Time
CCV		960821M	95.10633		100.00		95.1	% REC	09/24/96 2033
CCB		960920Z	0.10188						09/24/96 2058
CCV		960821M	93.71598		100.00		93.7	% REC	09/24/96 2157
CCB		960920Z	0.03089						09/24/96 2204
MB		0924	0.25673						09/24/96 2312
LCS		960912Y	49.50689		50.000000		99.0	% REC	09/24/96 2328
CCV		960821M	95.43072		100.00		95.4	% REC	09/24/96 2334
CCB		960920Z	0.09037						09/24/96 2340
MD	962570-1		3.33261			3.32272	0.00989	ABS Diff.	09/24/96 2346
MS	962570-2	960917G	54.50679		50.000	3.34073	102.3	% REC	09/24/96 2351
MSD	962570-2	960917G	53.11808	54.50679	50.000	3.34073	99.6	% REC	09/24/96 2359
							2.6	RPD	
CCV		960821M	97.53737		100.00		97.5	% REC	09/25/96 0040
CCB		960920Z	0.16276						09/25/96 0121
CCV		960821M	101.81933		100.00		101.8	% REC	09/25/96 0155
CCB		960920Z	-0.03606						09/25/96 0211
MS	962594-4	960917G	59.68731		50.000	2.93602	113.5	% REC	09/25/96 0238
MSD	962594-4	960917G	61.84897	59.68731	50.000	2.93602	117.8	% REC	09/25/96 0240
							3.6	RPD	
CCV		960821M	103.74128		100.00		103.7	% REC	09/25/96 0245
CCB		960920Z	-0.08373						09/25/96 0251
MD	962594-5		3.09608			3.06145	0.03463	ABS Diff.	09/25/96 0256
CCV		960821M	101.63664		100.00		101.6	% REC	09/25/96 0319
CCB		960920Z	-0.04622						09/25/96 0331
CCV		960821M	102.11951		100.00		102.1	% REC	09/25/96 0404
CCB		960920Z	0.00023						09/25/96 0415
ISB		960630H	10.94360		10.000		109.4	% REC	09/25/96 0423
CCV		960821M	95.01914		100.00		95.0	% REC	09/25/96 0428
CCB		960920Z	0.13709						09/25/96 0432

Test Method.....: SW-846 6010A Batch.....: 13697 Analyst...: smh
Method Description.: Metals Analysis (ICAP) Reporting Limit...: 0.01
Parameter.....: Silver (Ag) Units.....: mg/L

QC	Lab ID	Reagent	QC Result	QC Result	True Value	Orig. Value	Calc. Result	Units	Date/Time
ICV		960501Q	1.02908		1.00		102.9	% REC	09/24/96 1041
ICB		960920Z	0.00185						09/24/96 1130
CCV		960821M	2.74444		2.500		109.8	% REC	09/24/96 1345
CCB		960920Z	0.00136						09/24/96 1434
CCV		960821M	2.71842		2.500		108.7	% REC	09/24/96 1522
CCB		960920Z	0.00025						09/24/96 1547
CRI		960701T	-0.00228		1.000		-0.2	% REC	09/24/96 1559
ISB		960630H	1.08691		1.000		108.7	% REC	09/24/96 1609
CCV		960821M	2.58477		2.500		103.4	% REC	09/24/96 1612
CCB		960920Z	-0.00164						09/24/96 1622
CCV		960821M	2.55520		2.500		102.2	% REC	09/24/96 1907
CCB		960920Z	-0.00246						09/24/96 1927
CCV		960821M	2.56493		2.500		102.6	% REC	09/24/96 2033
CCB		960920Z	0.00020						09/24/96 2058
CCV		960821M	2.54934		2.500		102.0	% REC	09/24/96 2157
CCB		960920Z	-0.00020						09/24/96 2204

The analytical results, opinions or interpretations contained in this report are based upon information and material supplied by the client for whose exclusive and confidential use this report has been made. The analytical results, opinions or interpretations expressed represent the best judgment of Core Laboratories. Core Laboratories, however, makes no warranty or representation, express or implied, of any type, and expressly disclaims same as to the productivity, proper operations or profitableness of any oil, gas, coal or other mineral property, well or sand in connection with which such report is used or relied upon for any reason whatsoever. This report shall not be reproduced, in whole or in part, without the written approval of Core Laboratories.

CORE LABORATORIES

QUALITY CONTROL RESULTS

Job Number: 962613 Date: 11/14/96

CUSTOMER: Daniel B. Stephens & Associates PROJECT: 6033.3 ENRON-ROSWELL ATTN: Bob Marley

Test Method.....: SW-846 6010A
Method Description.: Metals Analysis (ICAP)
Parameter.....: Silver (Ag)
Batch.....: 13697
Reporting Limit...: 0.01
Units.....: mg/L
Analyst...: smh

QC	Lab ID	Reagent	QC Result	QC Result	True Value	Orig. Value	Calc. Result	Units	Date/Time
MB		0924	0.00027						09/24/96 2312
LCS		960923H	0.92596		1.00		92.6	% REC	09/24/96 2330
CCV		960821M	2.56648		2.500		102.7	% REC	09/24/96 2334
CCB		960920Z	-0.00101						09/24/96 2340
MD	962570-1		0.00003			0.00155	0.00152	ABS Diff.	09/24/96 2346
MS	962570-2	960917G	0.91543		1.000	0.00167	91.4	% REC	09/24/96 2351
MSD	962570-2	960917G	0.86333	0.91543	1.000	0.00167	86.2	% REC	09/24/96 2359
							5.9	RPD	
CCV		960821M	2.58729		2.500		103.5	% REC	09/25/96 0040
CCB		960920Z	-0.00020						09/25/96 0121
CCV		960821M	2.66664		2.500		106.7	% REC	09/25/96 0155
CCB		960920Z	-0.00052						09/25/96 0211
MS	962594-4	960917G	1.04286		1.000	0.00140	104.1	% REC	09/25/96 0238
MSD	962594-4	960917G	1.03355	1.04286	1.000	0.00140	103.2	% REC	09/25/96 0240
							0.9	RPD	
CCV		960821M	2.67782		2.500		107.1	% REC	09/25/96 0245
CCB		960920Z	-0.00050						09/25/96 0251
MD	962594-5		0.00036			0.00216	0.00180	ABS Diff.	09/25/96 0256
CCV		960821M	2.66889		2.500		106.8	% REC	09/25/96 0319
CCB		960920Z	-0.00108						09/25/96 0331
CCV		960821M	2.68569		2.500		107.4	% REC	09/25/96 0404
CCB		960920Z	-0.00339						09/25/96 0415
ISB		960630H	1.17635		1.000		117.6	% REC	09/25/96 0423
CCV		960821M	2.64817		2.500		105.9	% REC	09/25/96 0428
CCB		960920Z	-0.00281						09/25/96 0432

Test Method.....: SW-846 6010A
Method Description.: Metals Analysis (ICAP)
Parameter.....: Sodium (Na)
Batch.....: 13697
Reporting Limit...: 1
Units.....: mg/L
Analyst...: smh

QC	Lab ID	Reagent	QC Result	QC Result	True Value	Orig. Value	Calc. Result	Units	Date/Time
ICV		960412S	101.95912		100.000000		102.0	% REC	09/24/96 1103
ICB		960920Z	0.00077						09/24/96 1130
CRI		960701T	7.17873		500.00		1.4	% REC	09/24/96 1301
CCV		960821M	52.44152		50.000		104.9	% REC	09/24/96 1345
CCB		960920Z	0.00115						09/24/96 1434
CCV		960821M	54.13324		50.000		108.3	% REC	09/24/96 1522
CCB		960920Z	0.00064						09/24/96 1547
CRI		960701T	6.63897		500.00		1.3	% REC	09/24/96 1559
CCV		960821M	48.63311		50.000		97.3	% REC	09/24/96 1612
CCB		960920Z	0.04381						09/24/96 1622
CCV		960821M	50.18759		50.000		100.4	% REC	09/24/96 1907
CCB		960920Z	-0.00208						09/24/96 1927
CCV		960821M	50.50937		50.000		101.0	% REC	09/24/96 2033
CCB		960920Z	-0.00299						09/24/96 2058
CCV		960821M	49.94113		50.000		99.9	% REC	09/24/96 2157
CCB		960920Z	0.00255						09/24/96 2204
MB		0924	0.02649						09/24/96 2312
LCS		960912Y	91.97200		100.000000		92.0	% REC	09/24/96 2328
CCV		960821M	50.39822		50.000		100.8	% REC	09/24/96 2334
CCB		960920Z	0.01407						09/24/96 2340

The analytical results, opinions or interpretations contained in this report are based upon information and material supplied by the client for whose exclusive and confidential use this report has been made. The analytical results, opinions or interpretations expressed represent the best judgment of Core Laboratories. Core Laboratories, however, makes no warranty or representation, express or implied, of any type, and expressly disclaims same as to the productivity, proper operations or profitableness of any oil, gas, coal or other mineral property, well or sand in connection with which such report is used or relied upon for any reason whatsoever. This report shall not be reproduced, in whole or in part, without the written approval of Core Laboratories.

CORE LABORATORIES

QUALITY CONTROL RESULTS

Job Number: 962613 Date: 11/14/96

CUSTOMER: Daniel B. Stephens & Associates PROJECT: 6033.3 ENRON-ROSWELL ATTN: Bob Marley

Test Method.....: SW-846 6010A
Method Description.: Metals Analysis (ICAP)
Parameter.....: Sodium (Na)
Batch.....: 13697
Reporting Limit...: 1
Units.....: mg/L
Analyst...: smh

QC	Lab ID	Reagent	QC Result	QC Result	True Value	Orig. Value	Calc. Result	Units	Date/Time
MD	962570-1		38.36626			37.70232	1.7	RPD	09/24/96 2346
MS	962570-2	960917G	92.87368		50.000	39.92289	105.9	% REC	09/24/96 2351
MSD	962570-2	960917G	90.01290	92.87368	50.000	39.92289	100.2	% REC	09/24/96 2359
							3.1	RPD	
CCV		960821M	51.06403		50.000		102.1	% REC	09/25/96 0040
CCB		960920Z	0.01369						09/25/96 0121
CCV		960821M	52.71476		50.000		105.4	% REC	09/25/96 0155
CCB		960920Z	0.00114						09/25/96 0211
CCV		960821M	53.55205		50.000		107.1	% REC	09/25/96 0245
CCB		960920Z	0.02609						09/25/96 0251
MD	962594-5		36.78205			34.98975	5.0	RPD	09/25/96 0256
CCV		960821M	52.70158		50.000		105.4	% REC	09/25/96 0319
CCB		960920Z	-0.00378						09/25/96 0331
CCV		960821M	52.96947		50.000		105.9	% REC	09/25/96 0404
CCB		960920Z	-0.01097						09/25/96 0415
CCV		960821M	51.99775		50.000		104.0	% REC	09/25/96 0428
CCB		960920Z	0.01057						09/25/96 0432

Test Method.....: SW-846 6010A
Method Description.: Metals Analysis (ICAP)
Parameter.....: Zinc (Zn)
Batch.....: 13697
Reporting Limit...: 0.01
Units.....: mg/L
Analyst...: smh

QC	Lab ID	Reagent	QC Result	QC Result	True Value	Orig. Value	Calc. Result	Units	Date/Time
ICV		960716T	2.07290		2.00		103.6	% REC	09/24/96 1033
ICB		960920Z	0.00000						09/24/96 1130
ISB		960630H	1.07630		1.000		107.6	% REC	09/24/96 1151
CRI		960701T	0.11248		5.000		2.2	% REC	09/24/96 1301
CCV		960809Z	2.57878		2.5		103.2	% REC	09/24/96 1350
CCB		960920Z	-0.00019						09/24/96 1434
CCV		960809Z	2.50147		2.5		100.1	% REC	09/24/96 1534
CCB		960920Z	-0.00044						09/24/96 1547
CRI		960701T	0.10863		5.000		2.2	% REC	09/24/96 1559
ISB		960630H	1.01213		1.000		101.2	% REC	09/24/96 1609
CCV		960809Z	2.50499		2.5		100.2	% REC	09/24/96 1615
CCB		960920Z	0.00020						09/24/96 1622
CCV		960809Z	2.49094		2.5		99.6	% REC	09/24/96 1918
CCB		960920Z	-0.00043						09/24/96 1927
CCV		960809Z	2.48942		2.5		99.6	% REC	09/24/96 2036
CCB		960920Z	-0.00000						09/24/96 2058
CCV		960809Z	2.46952		2.5		98.8	% REC	09/24/96 2159
CCB		960920Z	0.00022						09/24/96 2204
MB		0924	0.00235						09/24/96 2312
LCS		960923H	1.00454		1.00		100.5	% REC	09/24/96 2330
CCV		960809Z	2.51427		2.5		100.6	% REC	09/24/96 2336
CCB		960920Z	-0.00020						09/24/96 2340
MD	962570-1		0.15182			0.14240	6.4	RPD	09/24/96 2346
MS	962570-2	960917G	1.05394		1.000	0.05001	100.4	% REC	09/24/96 2351
MSD	962570-2	960917G	1.02332	1.05394	1.000	0.05001	97.3	% REC	09/24/96 2359
							2.9	RPD	
CCV		960809Z	2.61122		2.5		104.4	% REC	09/25/96 0046
CCB		960920Z	-0.00020						09/25/96 0121

The analytical results, opinions or interpretations contained in this report are based upon information and material supplied by the client for whose exclusive and confidential use this report has been made. The analytical results, opinions or interpretations expressed represent the best judgment of Core Laboratories. Core Laboratories, however, makes no warranty or representation, express or implied, of any type, and expressly disclaims same as to the productivity, proper operations or profitableness of any oil, gas, coal or other minerals, property, well or pond in connection with which such report is used or relied upon for any reason whatsoever. This report shall not be reproduced, in whole or in part, without the written approval of Core Laboratories.

CORE LABORATORIES

QUALITY CONTROL RESULTS

Job Number: 962613 Date: 11/14/96

CUSTOMER: Daniel B. Stephens & Associates PROJECT: 6033.3 ENRON-ROSWELL ATTN: Bob Marley

Test Method.....: SW-846 6010A
Method Description.: Metals Analysis (ICAP)
Parameter.....: Zinc (Zn)
Batch.....: 13697
Reporting Limit...: 0.01
Units.....: mg/L
Analyst...: smh

QC	Lab ID	Reagent	QC Result	QC Result	True Value	Orig. Value	Calc. Result	Units	Date/Time
CCV		960809Z	2.59584		2.5		103.8	% REC	09/25/96 0159
CCB		960920Z	-0.00021						09/25/96 0211
MS	962594-4	960917G	1.09489		1.000	0.00801	108.7	% REC	09/25/96 0238
MSD	962594-4	960917G	1.09583	1.09489	1.000	0.00801	108.8	% REC	09/25/96 0240
							0.1	RPD	
CCV		960809Z	2.62757		2.5		105.1	% REC	09/25/96 0247
CCB		960920Z	-0.00001						09/25/96 0251
CCV		960809Z	2.63289		2.5		105.3	% REC	09/25/96 0321
CCB		960920Z	-0.00019						09/25/96 0331
CCV		960809Z	2.63784		2.5		105.5	% REC	09/25/96 0407
CCB		960920Z	-0.00021						09/25/96 0415
ISB		960630H	1.08533		1.000		108.5	% REC	09/25/96 0423
CCV		960809Z	2.62409		2.5		105.0	% REC	09/25/96 0430
CCB		960920Z	0.00040						09/25/96 0432

Test Method.....: SW-846 6010A
Method Description.: Metals Analysis (ICAP Trace)
Parameter.....: Lead (Pb)
Batch.....: 13697
Reporting Limit...: 0.05
Units.....: mg/L
Analyst...: smh

QC	Lab ID	Reagent	QC Result	QC Result	True Value	Orig. Value	Calc. Result	Units	Date/Time
ICV		960716T	2.04017		2.00		102.0	% REC	09/24/96 1033
ICB		960920Z	0.00032						09/24/96 1130
ISB		960630H	1.11980		1.000		112.0	% REC	09/24/96 1151
CRI		960701T	0.01154		0.3000		3.8	% REC	09/24/96 1301
CCV		960809Z	1.01907		1.0		101.9	% REC	09/24/96 1350
CCB		960920Z	-0.00143						09/24/96 1434
CCV		960809Z	1.00779		1.0		100.8	% REC	09/24/96 1534
CCB		960920Z	-0.00224						09/24/96 1547
CRI		960701T	0.00333		0.3000		1.1	% REC	09/24/96 1559
ISB		960630H	1.05105		1.000		105.1	% REC	09/24/96 1609
CCV		960809Z	1.00955		1.0		101.0	% REC	09/24/96 1615
CCB		960920Z	0.00054						09/24/96 1622
CCV		960809Z	0.99811		1.0		99.8	% REC	09/24/96 1918
CCB		960920Z	-0.00267						09/24/96 1927
CCV		960809Z	0.99869		1.0		99.9	% REC	09/24/96 2036
CCB		960920Z	-0.00060						09/24/96 2058
CCV		960809Z	0.99414		1.0		99.4	% REC	09/24/96 2159
CCB		960920Z	-0.00062						09/24/96 2204
MB		0924	-0.00147						09/24/96 2312
LCS		960923H	0.97873		1.00		97.9	% REC	09/24/96 2330
CCV		960809Z	1.02423		1.0		102.4	% REC	09/24/96 2336
CCB		960920Z	0.00099						09/24/96 2340
MD	962570-1		0.00665			0.00647	0.00018	ABS Diff.	09/24/96 2346
MS	962570-2	960917G	1.03702		1.000	0.00503	103.2	% REC	09/24/96 2351
MSD	962570-2	960917G	1.00583	1.03702	1.000	0.00503	100.1	% REC	09/24/96 2359
							3.1	RPD	
CCV		960809Z	1.04103		1.0		104.1	% REC	09/25/96 0046
CCB		960920Z	-0.00017						09/25/96 0121
CCV		960809Z	1.03496		1.0		103.5	% REC	09/25/96 0159
CCB		960920Z	-0.00041						09/25/96 0211
MS	962594-4	960917G	1.10581		1.000	0.00186	110.4	% REC	09/25/96 0238

The analytical results, opinions or interpretations contained in this report are based upon information and material supplied by the client for whose exclusive and confidential use this report has been made. The analytical results, opinions or interpretations expressed represent the best judgment of Core Laboratories. Core Laboratories, however, makes no warranty or representation, express or implied, of any type, and expressly disclaims same as to the productivity, proper operations or profitableness of any oil, gas, coal or other mineral property, well or sand in connection with which such report is used or relied upon for any reason whatsoever. This report shall not be reproduced, in whole or in part, without the written approval of Core Laboratories.

CORE LAB

CORE LABORATORIES

QUALITY CONTROL RESULTS

Job Number: 962613 Date: 11/14/96

CUSTOMER: Daniel B. Stephens & Associates PROJECT: 6033.3 ENRON-ROSWELL ATTN: Bob Marley

Test Method.....: SW-846 6010A Batch.....: 13697 Analyst...: smh
Method Description.: Metals Analysis (ICAP Trace) Reporting Limit...: 0.05
Parameter.....: Lead (Pb) Units.....: mg/L

QC	Lab ID	Reagent	QC Result	QC Result	True Value	Orig. Value	Calc. Result	Units	Date/Time
MSD	962594-4	960917G	1.11539	1.10581	1.000	0.00186	111.4	% REC	09/25/96 0240
							0.9	RPD	
CCV		960809Z	1.07319		1.0		107.3	% REC	09/25/96 0247
CCB		960920Z	0.00123						09/25/96 0251
MD	962594-5		0.01395			0.01727	0.00332	ABS Diff.	09/25/96 0256
CCV		960809Z	1.08235		1.0		108.2	% REC	09/25/96 0321
CCB		960920Z	0.00127						09/25/96 0331
CCV		960809Z	1.09121		1.0		109.1	% REC	09/25/96 0407
CCB		960920Z	0.00095						09/25/96 0415
ISB		960630H	1.14475		1.000		114.5	% REC	09/25/96 0423
CCV		960809Z	1.08623		1.0		108.6	% REC	09/25/96 0430
CCB		960920Z	0.00124						09/25/96 0432

Test Method.....: SW-846 6010A Batch.....: 13697 Analyst...: smh
Method Description.: Metals Analysis (ICAP Trace) Reporting Limit...: 0.1
Parameter.....: Selenium (Se) Units.....: mg/L

QC	Lab ID	Reagent	QC Result	QC Result	True Value	Orig. Value	Calc. Result	Units	Date/Time
ICV		960716T	2.04440		2.00		102.2	% REC	09/24/96 1033
ICB		960920Z	0.00882						09/24/96 1130
ISB		960630H	1.01561		1.000		101.6	% REC	09/24/96 1151
CRI		960701T	0.01931		0.5000		3.9	% REC	09/24/96 1301
CCV		960809Z	2.57295		2.5		102.9	% REC	09/24/96 1350
CCB		960920Z	0.00638						09/24/96 1434
CCV		960809Z	2.47567		2.5		99.0	% REC	09/24/96 1534
CCB		960920Z	-0.00031						09/24/96 1547
CRI		960701T	0.01688		0.5000		3.4	% REC	09/24/96 1559
ISB		960630H	0.93887		1.000		93.9	% REC	09/24/96 1609
CCV		960809Z	2.47586		2.5		99.0	% REC	09/24/96 1615
CCB		960920Z	0.00410						09/24/96 1622
CCV		960809Z	2.47075		2.5		98.8	% REC	09/24/96 1918
CCB		960920Z	0.00470						09/24/96 1927
CCV		960809Z	2.47273		2.5		98.9	% REC	09/24/96 2036
CCB		960920Z	-0.00351						09/24/96 2058
CCV		960809Z	2.44402		2.5		97.8	% REC	09/24/96 2159
CCB		960920Z	-0.00423						09/24/96 2204
MB		0924	-0.00359						09/24/96 2312
LCS		960923H	0.88330		1.00		88.3	% REC	09/24/96 2330
CCV		960809Z	2.48013		2.5		99.2	% REC	09/24/96 2336
CCB		960920Z	0.00111						09/24/96 2340
MD	962570-1		-0.00368			0.00070	0.00438	ABS Diff.	09/24/96 2346
MS	962570-2	960917G	0.91086		1.000	-0.00490	91.6	% REC	09/24/96 2351
MSD	962570-2	960917G	0.88600	0.91086	1.000	-0.00490	89.1	% REC	09/24/96 2359
							2.8	RPD	
CCV		960809Z	2.58232		2.5		103.3	% REC	09/25/96 0046
CCB		960920Z	-0.00234						09/25/96 0121
CCV		960809Z	2.60271		2.5		104.1	% REC	09/25/96 0159
CCB		960920Z	-0.00151						09/25/96 0211
MS	962594-4	960917G	0.98945		1.000	-0.00061	99.0	% REC	09/25/96 0238
MSD	962594-4	960917G	0.99332	0.98945	1.000	-0.00061	99.4	% REC	09/25/96 0240
							0.4	RPD	

The analytical results, opinions or interpretations contained in this report are based upon information and material supplied by the client for whose exclusive and confidential use this report has been made. The analytical results, opinions or interpretations expressed represent the best judgment of Core Laboratories. Core Laboratories, however, makes no warranty or representation, express or implied, of any type, and expressly disclaims same as to the productivity, proper operations or profitableness of any oil, gas, coal or other mineral, property, well or sand in connection with which such report is used or relied upon for any reason whatsoever. This report shall not be reproduced, in whole or in part, without the written approval of Core Laboratories.

CORE LABORATORIES

QUALITY CONTROL RESULTS

Job Number: 962613 Date: 11/14/96

CUSTOMER: Daniel B. Stephens & Associates PROJECT: 6033.3 ENRON-ROSWELL ATTN: Bob Marley

Test Method.....: SW-846 6010A
Method Description.: Metals Analysis (ICAP Trace)
Parameter.....: Selenium (Se)
Batch.....: 13697
Reporting Limit...: 0.1
Units.....: mg/L
Analyst...: smh

QC	Lab ID	Reagent	QC Result	QC Result	True Value	Orig. Value	Calc. Result	Units	Date/Time
CCV		960809Z	2.64029		2.5		105.6	% REC	09/25/96 0247
CCB		960920Z	0.00075						09/25/96 0251
MD	962594-5		0.00742			0.00604	0.00138	ABS Diff.	09/25/96 0256
CCV		960809Z	2.61761		2.5		104.7	% REC	09/25/96 0321
CCB		960920Z	-0.00618						09/25/96 0331
CCV		960809Z	2.62538		2.5		105.0	% REC	09/25/96 0407
CCB		960920Z	-0.00413						09/25/96 0415
ISB		960630H	1.02002		1.000		102.0	% REC	09/25/96 0423
CCV		960809Z	2.60281		2.5		104.1	% REC	09/25/96 0430
CCB		960920Z	0.00226						09/25/96 0432

Test Method.....: SW-846 7470
Method Description.: Mercury (CVAA)
Parameter.....: Mercury (Hg)
Batch.....: 13891
Reporting Limit...: 0.0002
Units.....: mg/L
Analyst...: lmt

QC	Lab ID	Reagent	QC Result	QC Result	True Value	Orig. Value	Calc. Result	Units	Date/Time
ICV		960624G	0.003763		0.004000		94.1	% REC	10/01/96 1000
ICB		10016	0.000048						10/01/96 1002
MB		0930	0.000048						10/01/96 1019
CCV		960930N	0.004681		0.005000		93.6	% REC	10/01/96 1024
CCB		10016	0.000048						10/01/96 1026
MD	962612-1		0.000048			0.000048	0.00000	ABS Diff.	10/01/96 1030
MS	962612-2	960930N	0.005057		0.005000	0.000048	100.2	% REC	10/01/96 1034
MS	962626-3	960930N	0.005516		0.005000	0.000048	109.4	% REC	10/01/96 1043
CCV		960930N	0.005099		0.005000		102.0	% REC	10/01/96 1047
CCB		10016	0.000048						10/01/96 1049
CCV		960930N	0.005307		0.005000		106.1	% REC	10/01/96 1104
CCB		10016	0.000048						10/01/96 1106
EB		1311	0.000048						10/01/96 1109
SB		960930N	0.004932		0.005000		98.6	% REC	10/01/96 1111
MS	962617-3	960930N	0.005307		0.005000	0.000048	105.2	% REC	10/01/96 1115
CCV		960930N	0.004723		0.005000		94.5	% REC	10/01/96 1124
CCB		10016	0.000048						10/01/96 1126
ED	962617-10		0.000048			0.000048	0.00000	ABS Diff.	10/01/96 1136
MD	962617-10		0.000048			0.000048	0.00000	ABS Diff.	10/01/96 1139
CCV		960930N	0.004806		0.005000		96.1	% REC	10/01/96 1149
CCB		10016	0.000048						10/01/96 1151
MS	962617-12	960930N	0.005099		0.005000	0.000048	101.0	% REC	10/01/96 1156
CCV		960930N	0.005057		0.005000		101.1	% REC	10/01/96 1158
CCB		10016	0.000048						10/01/96 1200

The analytical results, opinions or interpretations contained in this report are based upon information and material supplied by the client for whose exclusive and confidential use this report has been made. The analytical results, opinions or interpretations expressed represent the best judgment of Core Laboratories. Core Laboratories, however, makes no warranty or representation, express or implied, of any type, and expressly disclaims same as to the productivity, proper operations or profitableness of any oil, gas, coal or other mineral, property, well or sand in connection with which such report is used or relied upon for any reason whatsoever. This report shall not be reproduced, in whole or in part, without the written approval of Core Laboratories.

CORE LABORATORIES

QUALITY ASSURANCE METHODS

REFERENCES AND NOTES

Report Date: 11/14/96

(1) EPA 600/4-79-020, Methods for Chemical Analysis of Water and Wastes, March 1983

(2) EPA SW-846, Test Methods for Evaluating Solid Waste, Third Edition, 1989

(3) Standard Methods for The Examination of Water and Wastewater, 17th Edition, 1989

(4) EPA 600/4-80-032, Prescribed Procedures For Measurement Of Radioactivity In Drinking Water, August 1980

(5) EPA 600/8-78-017, Microbiological Methods For Monitoring The Environment, December 1978

(6) Federal Register, July 1, 1990 (40 CFR Part 136)

(7) EPA 600/4-88-03, Methods For The Determination of Organics Compounds in Drinking Water, December 1988

(8) U.S.G.S. Methods For Determination of Inorganic Substances In Water And Fluvial Sediments, Book 5, Chapter A1, 1985

(9) Federal Register, Friday, June 7, 1991 (40 CFR Parts 141 & 142)

(10) Standard Methods For The Examination of Water and Wastewater, 16th Edition, 1985

(11) ASTM, Section 11 Water and Environmental Technology, Volume 11.01 Water (1), 1991

(12) Methods of Soil Analysis, American Society of Agronomy, Agronomy No. 9, 1965

(13) EPA SW-846, Test Methods For Evaluating Solid Waste, Third Edition, Revision 1, November 1990

(14) ASTM, Section 5, Petroleum Products, Lubricants, and Fossil Fuels, Volume 05.05, Gaseous Fuels, Coal, and Coke

(15) EPA 600/2-78-054, Field and Laboratory Methods Applicable To Overburdens and Mine Soils, March 1978

(16) ASTM, Part 19, Soils and Rocks; Building Stones, 1981

Comments: Data in the QA report may differ from final results due to digestion and/or dilution of sample into analytical ranges. The "Time Analyzed" in the QA report refers to the start time of the analytical batch which may not reflect the actual time of each analysis. The "Date Analyzed" is the actual date of analysis. Results for soil and sludge samples are reported on a wet weight basis (i.e. not corrected for percent moisture) unless otherwise indicated.

NC = Not Calculable Due to Value(s) lower than the Detection Limit.

BLANK QC SAMPLE IDENTIFICATION

The analytical results, opinions or interpretations contained in this report are based upon information and material supplied by the client for whose exclusive and confidential use this report has been made. The analytical results, opinions or interpretations expressed represent the best judgment of Core Laboratories. Core Laboratories, however, makes no warranty or representation, express or implied, of any type, and expressly disclaims same as to the productivity, proper operations or profitableness of any oil, gas, coal or other mineral, property, well or sand in connection with which such report is used or relied upon for any reason whatsoever. This report shall not be reproduced, in whole or in part, without the written approval of Core Laboratories.

QUALITY ASSURANCE METHODS

REFERENCES AND NOTES

Report Date: 11/14/96

MB	Method Blank
ICB	Initial Calibration Blank
CCB	Continuing Calibration Blank

SPIKE QC SAMPLE IDENTIFICATION

MS	Method (Matrix) Spike
MSD	Method (Matrix) Spike Duplicate
PDS	Post Digestion Spike
SB	Spiked Blank
SBD	Spike Blank Duplicate

REFERENCE STANDARD QC SAMPLE IDENTIFICATION

LCS	Laboratory Control Standard
RS	Reference Standard
ICV	Initial Calibration Verification Standard
CCV	Continuing Calibration Verification Standard
ISA/ISB	ICP Interface Check Sample
ICL	Initial Calibration/Laboratory Control Sample
DSC	Distilled Standard Check

DUPLICATE QC SAMPLE IDENTIFICATION

MD	Method (Matrix) Duplicate
ED	Extraction Duplicate
DD	Digestion Duplicate

Analyses performed by a subcontract laboratory are indicated on the analytical and/or quality control reports under "technician" using the following codes:

SUBCONTRACT LABORATORY	CODE
Core Laboratories - Anaheim, CA	* AN
Core Laboratories - Casper, WY	* CA
Core Laboratories - Corpus Christi, TX	* CC
Core Laboratories - Houston, TX	* HP
Core Laboratories - Lake Charles, LA	* LC
Core Laboratories - Long Beach, CA	* LB
Other Subcontract Laboratories	* XX

EXPLANATION OF DATA FLAGS

B - This flag is used to indicate that an analyte is present in the method blank as well as in the sample. It indicates that the client should consider this when evaluating the results.

D - This flag indicates that surrogates were diluted out of calibration range and cannot be quantified.

E - Indicates that a sample result is an estimate because the concentration exceeded the calibration range of the instrument.

I - Used to indicate matrix interference.

J - Indicates that a value is an estimate. It is used when a compound is determined to be present based on the mass spectral data, but at a concentration less than the practical quantitation limit of the method.

The analytical results, opinions or interpretations contained in this report are based upon information and material supplied by the client for whose exclusive and confidential use this report has been made. The analytical results, opinions or interpretations expressed represent the best judgment of Core Laboratories. Core Laboratories, however, makes no warranty or representation, express or implied, of any type, and expressly disclaims same as to the productivity, proper operations or profitableness of any oil, gas, coal, or other mineral property, well or sand in connection with which such report is used or relied upon for any reason whatsoever. This report shall not be reproduced, in whole or in part, without the written approval of Core Laboratories.

QUALITY ASSURANCE METHODS

REFERENCES AND NOTES

Report Date: 11/14/96

This flag is also used when estimating the concentration of a tentatively identified compound.

X - Indicates that a surrogate recovery is outside the specified quality control limits.

Y - Used to identify a spike or spike duplicate recovery that is outside the specified quality control limits.

Z - Indicates a relative percent difference for a spike and spike duplicate is outside the specified quality control limits.

* - Indicates a relative percent difference for a duplicate analysis is outside the specified quality control limits.

^ - Used to indicate that a standard is outside specified quality control limits.

The analytical results, opinions or interpretations contained in this report are based upon information and material supplied by the client for whose exclusive and confidential use this report has been made. The analytical results, opinions or interpretations expressed represent the best judgment of Core Laboratories. Core Laboratories, however, makes no warranty or representation, express or implied, of any type, and expressly disclaims same as to the productivity, proper operations or profitableness of any oil, gas, coal or other mineral property, well or sand in connection with which such report is used or relied upon for any reason whatsoever. This report shall not be reproduced, in whole or in part, without the written approval of Core Laboratories.

Additional Analyses
Job Number 962584
November 18, 1996

CORE LABORATORIES

ANALYTICAL REPORT

JOB NUMBER: 962584

Prepared For:

Daniel B. Stephens & Associates
6020 Academy NE
Suite 100
Albuquerque, NM 87109

Attention: Bob Marley

Date: 11/18/96

ADDITIONAL DATA

Don Morris
Signature

November 18, 1996
Date

Name: Don L. Morris

Title: Project Manager

CORE LABORATORIES, INC.
10703 East Bethany Drive
Aurora, CO 80014

PHONE: (303) 751-1780
FAX: (303) 751-1784

The analytical results, opinions or interpretations contained in this report are based upon information and material supplied by the client for whose exclusive and confidential use this report has been made. The analytical results, opinions or interpretations expressed represent the best judgment of Core Laboratories. Core Laboratories, however, makes no warranty or representation, express or implied, of any type, and expressly disclaims same as to the productivity, proper operations or profitableness of any oil, gas, coal or other mineral, property, well or sand in connection with which such report is used or relied upon for any reason whatsoever. This report shall not be reproduced, in whole or in part, without the written approval of Core Laboratories.

CORELAB

CORE LABORATORIES, INC.

No. 774

CHAIN OF CUSTODY RECORD

CUSTOMER INFORMATION

COMPANY: Daniel B. Stephens + Assoc., Inc
SEND REPORT TO: attn: Bob Marley
ADDRESS: 6020 Academy NE
Suite 100
Albuquerque, NM 87109
PHONE: (505) 822-9400
FAX: (505) 822-7788

PROJECT INFORMATION

PROJECT NAME/NUMBER: Enron-Roswell / 6033.3

BILLING INFORMATION

BILL TO: George Robinson
Enron Environmental Affairs
ADDRESS: 1400 Smith St.
Houston, TX 77021
PHONE: (713) 646-7327
FAX:
PO NO.:

LAB JOB NO. 962584

	SAMPLE DESCRIPTION	SAMPLE DATE	SAMPLE TIME	SAMPLE MATRIX	CONTAINER	PRESERV.	NUMBER OF CONTAINERS	8080 PCBs	8270	Cl, SO4, T. Alkalinity	Total Metals (Pres. w/HNO3)	TDS	NO2 + NO3 (Pres. w/H2SO4)	8240 VOCs	REMARKS
1	MW-12	9/17/96	1415	Water	Amber glass	None	1	X							
2	MW-12	9/17/96	1415	Water	"	None	1		X						
3,4	MW-12	9/17/96	1415	Water	1000 mL Plastic	HNO3, None	2			X	X				1 bottle for each analysis
5,6	MW-12	9/17/96	1415	Water	500 and 250 mL plastic	None, H2SO4	2					X	X		1 bottle for each analysis
7,8,9	MW-12	9/17/96	1415	Water	glass	HCl	3							X	
10,11,12	MW-07	9/17/96	1300	Water	glass	HCl	3							X	
13,14	MW-07	9/18/96	1135	Water	Amber glass	None	2	X	X						1 bottle for each Analysis
15,16	MW-07	9/18/96	1135	Water	1000 mL Plastic	HNO3, None	2			X	X				1 bottle for each Analysis
17	MW-07	9/18/96	1135	Water	500 mL plastic	None	1					X			
18	MW-07	9/18/96	1135	Water	250 mL plastic	H2SO4	1						X		temp 5.5°C

SAMPLER: Tracy L. Roth
SHIPMENT METHOD: Fed Ex
AIRBILL NO.: 6725568006

REQUIRED TURNAROUND:* [ ] SAME DAY [ ] 24 HOURS [ ] 48 HOURS [ ] 72 HOURS [ ] 5 DAYS [ ] 10 DAYS [X] ROUTINE OTHER ~~672~~

1. RELINQUISHED BY:	DATE	2. RELINQUISHED BY:	DATE	3. RELINQUISHED BY:	DATE
SIGNATURE: Tracy L. Roth	9/18/96	SIGNATURE:		SIGNATURE:	
PRINTED NAME/COMPANY: Tracy L. Roth / Daniel B. Stephens + Assoc., Inc.	TIME 1600	PRINTED NAME/COMPANY:	TIME	PRINTED NAME/COMPANY:	TIME
SIGNATURE: Michelle Weatherford	DATE 9/19/96	SIGNATURE:	DATE	SIGNATURE:	DATE
PRINTED NAME/COMPANY: CORE	TIME 0835	PRINTED NAME/COMPANY:	TIME	PRINTED NAME/COMPANY:	TIME

* RUSH TURNAROUND MAY REQUIRE SURCHARGE

[ ] Anaheim, CA 1250 E. Gene Autry Way Anaheim, CA 92805 (714) 937-1094 Fax (714) 937-1170
[ ] Aurora, CO 10703 E. Bethany Drive Aurora, CO 80014 (303) 751-1780 Fax (303) 751-1784
[ ] Casper, WY 420 W. First Street Casper, WY 82601 (307) 235-5741 Fax (307) 266-1676
[ ] Corpus Christi, TX 1733 N. Padre Island Drive Corpus Christi, TX 78408 (512) 289 2673 Fax (512) 289 2471
[ ] Edison, NJ 284 Raritan Center Parkway Edison, NJ 08837 (908) 225-6700 Fax (908) 225-6777
[ ] Houston, TX (Env) 6310 Rothway Drive Houston, TX 77040 (713) 690-4444 Fax (713) 690-6646
[ ] Houston, TX (Pet) 8310 Mosley Road Houston, TX 77075 (713) 943-8770 Fax (713) 943-3846
[ ] Indianapolis, IN 7726 Moller Road Indianapolis, IN 46268 (317) 875-5894 Fax (317) 872-6189
[ ] Lake Charles, LA 3646 Bagley Parkway Sulphur, LA 70663 (318) 583 4926 Fax (318) 583 4929
[ ] Long Beach, CA 3700 Cherry Avenue Long Beach, CA 90807 (310) 595 8401 Fax (310) 427 5174
[ ] Tampa, FL 5460 Beaumont Center Blvd. Tampa, FL 33634 (813)884-8268 Fax (813) 885-4838
[ ] Valparaiso, IN 2400 Cumberland Drive Valparaiso, IN 46383 (219) 464-2369 Fax (219) 462-2953

CORE LABORATORIES

Sample Delivery Group Narrative

November 18, 1996

Customer: Daniel B. Stevens and Associates
Project: 6033.3 ENRON-ROSWELL
Core Laboratories Project Number: 962584

During the analysis and subsequent data review, it was noted that the method duplicate on sample 962377-060 for barium, manganese and zinc was outside of the normal acceptance limits for method duplicates. Upon review of the data, no definitive answer was found to explain the variance although a nonhomogeneous sample matrix is suspected to be a contributing factor. Under a normal CLP reporting format, these values and all associated values would be flagged with an "*" on the final report.

Linda L. Benkers
QA/QC Coordinator

Timothy L. Kellogg
Laboratory Supervisor

The analytical results, opinions or interpretations contained in this report are based upon information and material supplied by the client for whose exclusive and confidential use this report has been made. The analytical results, opinions or interpretations expressed represent the best judgment of Core Laboratories. Core Laboratories, however, makes no warranty or representation, express or implied, of any type, and expressly disclaims same as to the productivity, proper operations or profitableness of any oil, gas, coal or other mineral property, well or sand in connection with which such report is used or relied upon for any reason whatsoever. This report shall not be reproduced, in whole or in part, without the written approval of Core Laboratories.

CORE LABORATORIES

SAMPLE INFORMATION
Date: 11/18/96

Job Number.: 962584
Customer ..: Daniel B. Stephens & Associates
Attn.....: Bob Marley

Project Number.....: 96000156
Customer Project ID....: 6033.3 ENRON-ROSWELL
Project Description....: DB Stevens/Enron

Laboratory Sample ID	Customer Sample ID	Sample Matrix	Date Sampled	Time Sampled	Date Received	Time Received
962584-1	MW-12	Water	09/17/96	14:15	09/19/96	08:35
962584-2	MW-07	Water	09/17/96	11:35	09/19/96	08:35

The analytical results, opinions or interpretations contained in this report are based upon information and material supplied by the client for whose exclusive and confidential use this report has been made. The analytical results, opinions or interpretations expressed represent the best judgment of Core Laboratories. Core Laboratories, however, makes no warranty or representation, express or implied, of any type, and expressly disclaims same as to the productivity, proper operations or profitableness of any oil, gas, other mineral, property, well or sand in connection with which such report is used or relied upon for any reason whatsoever. This report shall not be reproduced, in whole or in part, without the written approval of Core Laboratories.

CORE LABORATORIES

LABORATORY TEST RESULTS

Job Number: 962584

Date: 11/18/96

CUSTOMER: Daniel B. Stephens & Associates PROJECT: 6033.3 ENRON-ROSWELL ATTN: Bob Marley

Customer Sample ID: MW-12
Date Sampled.....: 09/17/96
Time Sampled.....: 14:15
Sample Matrix.....: Water

Laboratory Sample ID: 962584-1
Date Received.....: 09/19/96
Time Received.....: 08:35

TEST METHOD	PARAMETER/TEST DESCRIPTION	SAMPLE RESULT	REPORTING LIMIT	UNITS	DATE	TECH
SW-846 3010	Acid Digestion, Total Metals, Total	Complete			09/23/96	lmt
SW-846 6010A	Arsenic (As), Total	<0.05	0.05	mg/L	09/24/96	smh
SW-846 6010A	Barium (Ba), Total	0.02	0.01	mg/L	09/24/96	smh
SW-846 6010A	Cadmium (Cd), Total	<0.005	0.005	mg/L	09/24/96	smh
SW-846 6010A	Calcium (Ca), Total	688	0.2	mg/L	09/24/96	smh
SW-846 6010A	Chromium (Cr), Total	<0.01	0.01	mg/L	09/24/96	smh
SW-846 6010A	Copper (Cu), Total	<0.01	0.01	mg/L	09/24/96	smh
SW-846 6010A	Lead (Pb), Total	<0.003	0.003	mg/L	09/24/96	smh
SW-846 6010A	Magnesium (Mg), Total	127	0.1	mg/L	09/24/96	smh
SW-846 6010A	Manganese (Mn), Total	0.13	0.01	mg/L	09/24/96	smh
SW-846 7470	Mercury (Hg), Total	<0.0002	0.0002	mg/L	09/27/96	lmt
SW-846 6010A	Potassium (K), Total	16	5	mg/L	09/24/96	smh
SW-846 6010A	Selenium (Se), Total	<0.01	0.01	mg/L	09/24/96	smh
SW-846 6010A	Silver (Ag), Total	<0.01	0.01	mg/L	09/24/96	smh
SW-846 6010A	Sodium (Na), Total	247	1	mg/L	09/24/96	smh
SW-846 6010A	Zinc (Zn), Total	0.01	0.01	mg/L	09/24/96	smh

The analytical results, opinions or interpretations contained in this report are based upon information and material supplied by the client for whose exclusive and confidential use this report has been made. The analytical results, opinions or interpretations expressed represent the best judgment of Core Laboratories. Core Laboratories, however, makes no warranty or representation, express or implied, of any type, and expressly disclaims same as to the productivity, proper operations or profitableness of any oil, gas, coal or other minerals, property, well or sand in connection with which such report is used or relied upon for any reason whatsoever. This report shall not be reproduced, in whole or in part, without the written approval of Core Laboratories.

CORE LABORATORIES

LABORATORY TEST RESULTS

Job Number: 962584

Date: 11/18/96

CUSTOMER: Daniel B. Stephens & Associates PROJECT: 6033.3 ENRON-ROSWELL ATTN: Bob Marley

Customer Sample ID: MW-07
Date Sampled.....: 09/17/96
Time Sampled.....: 11:35
Sample Matrix.....: Water

Laboratory Sample ID: 962584-2
Date Received.....: 09/19/96
Time Received.....: 08:35

TEST METHOD	PARAMETER/TEST DESCRIPTION	SAMPLE RESULT	REPORTING LIMIT	UNITS	DATE	TECH
SW-846 3010	Acid Digestion, Total Metals, Total	Complete			09/23/96	lmt
SW-846 6010A	Arsenic (As), Total	<0.05	0.05	mg/L	09/24/96	smh
SW-846 6010A	Barium (Ba), Total	0.02	0.01	mg/L	09/24/96	smh
SW-846 6010A	Cadmium (Cd), Total	<0.005	0.005	mg/L	09/24/96	smh
SW-846 6010A	Calcium (Ca), Total	648	0.2	mg/L	09/24/96	smh
SW-846 6010A	Chromium (Cr), Total	<0.01	0.01	mg/L	09/24/96	smh
SW-846 6010A	Copper (Cu), Total	<0.01	0.01	mg/L	09/24/96	smh
SW-846 6010A	Lead (Pb), Total	<0.003	0.003	mg/L	09/24/96	smh
SW-846 6010A	Magnesium (Mg), Total	198	0.1	mg/L	09/24/96	smh
SW-846 6010A	Manganese (Mn), Total	1.40	0.01	mg/L	09/24/96	smh
SW-846 7470	Mercury (Hg), Total	<0.0002	0.0002	mg/L	09/27/96	lmt
SW-846 6010A	Potassium (K), Total	20	5	mg/L	09/24/96	smh
SW-846 6010A	Selenium (Se), Total	<0.01	0.01	mg/L	09/24/96	smh
SW-846 6010A	Silver (Ag), Total	<0.01	0.01	mg/L	09/24/96	smh
SW-846 6010A	Sodium (Na), Total	145	2	mg/L	09/24/96	smh
SW-846 6010A	Zinc (Zn), Total	<0.01	0.01	mg/L	09/24/96	smh

The analytical results, opinions or interpretations contained in this report are based upon information and material supplied by the client for whose exclusive and confidential use this report has been made. The analytical results, opinions or interpretations expressed represent the best judgment of Core Laboratories. Core Laboratories, however, makes no warranty or representation, express or implied, of any type, and expressly disclaims same as to the productivity, proper operations or profitableness of any oil, gas, coal or other minerals, property, well or sand in connection with which such report is used or relied upon for any reason whatsoever. This report shall not be reproduced, in whole or in part, without the written approval of Core Laboratories.

CORE LABORATORIES

QUALITY CONTROL RESULTS

Job Number: 962584 Date: 11/18/96

CUSTOMER: Daniel B. Stephens & Associates PROJECT: 6033.3 ENRON-ROSWELL ATTN: Bob Marley

Test Method.....: SW-846 6010A Batch.....: 13687 Analyst...: smh
Method Description.: Metals Analysis (ICAP) Detection Limit...: 0.05
Parameter.....: Arsenic (As) Units.....: mg/L

QC	Lab ID	Reagent	QC Result	QC Result	True Value	Orig. Value	Calc. Result	Units	F	Date/Time
ICV		960716T	2.00771		2.00		100.4	% REC		09/23/96 2146
ICB		960920Z	-0.01599							09/23/96 2252
ISB		960630H	1.06841		1.000		106.8	% REC		09/23/96 2306
CCV		960914Z	2.50691		2.5		100.3	% REC		09/24/96 0115
CCB		960920Z	0.00037							09/24/96 0118
CCV		960914Z	2.42623		2.5		97.0	% REC		09/24/96 0158
CCB		960920Z	0.02064							09/24/96 0201
MB		0923	0.00555							09/24/96 0237
SB		960917G	0.96081		1.000		96.1	% REC		09/24/96 0243
CCV		960914Z	2.45171		2.5		98.1	% REC		09/24/96 0249
CCB		960920Z	-0.01298							09/24/96 0255
MD	962377-60		-0.01118			-0.00733	0.00385	ABS Diff.		09/24/96 0306
MS	962377-60	960917G	0.94833		1.000	-0.00733	95.6	% REC		09/24/96 0308
CCV		960914Z	2.49116		2.5		99.6	% REC		09/24/96 0336
CCB		960920Z	0.00924							09/24/96 0341
ISB		960630H	1.18920		1.000		118.9	% REC		09/24/96 0348
CCV		960914Z	2.50556		2.5		100.2	% REC		09/24/96 0406
CCB		960920Z	0.00680							09/24/96 0411

Test Method.....: SW-846 6010A Batch.....: 13687 Analyst...: smh
Method Description.: Metals Analysis (ICAP) Detection Limit...: 0.01
Parameter.....: Barium (Ba) Units.....: mg/L

QC	Lab ID	Reagent	QC Result	QC Result	True Value	Orig. Value	Calc. Result	Units	F	Date/Time
ICV		960501Q	0.96804		1.00		96.8	% REC		09/23/96 2149
ICB		960920Z	-0.00015							09/23/96 2252
ISB		960630H	0.49302		0.5000		98.6	% REC		09/23/96 2306
CCV		960914Z	4.86788		5.0		97.4	% REC		09/24/96 0115
CCB		960920Z	0.00075							09/24/96 0118
CCV		960914Z	4.68993		5.0		93.8	% REC		09/24/96 0158
CCB		960920Z	0.00091							09/24/96 0201
MB		0923	-0.00015							09/24/96 0237
SB		960917G	1.10209		1.000		110.2	% REC		09/24/96 0243
CCV		960914Z	4.72517		5.0		94.5	% REC		09/24/96 0249
CCB		960920Z	0.00106							09/24/96 0255
MD	962377-60		0.19237			0.08566	76.8	RPD	*	09/24/96 0306
MS	962377-60	960917G	1.15070		1.000	0.08566	106.5	% REC		09/24/96 0308
CCV		960914Z	4.90821		5.0		98.2	% REC		09/24/96 0336
CCB		960920Z	0.00060							09/24/96 0341
ISB		960630H	0.51161		0.5000		102.3	% REC		09/24/96 0348
CCV		960914Z	4.88443		5.0		97.7	% REC		09/24/96 0406
CCB		960920Z	0.00045							09/24/96 0411

Test Method.....: SW-846 6010A Batch.....: 13687 Analyst...: smh
Method Description.: Metals Analysis (ICAP) Detection Limit...: 0.005
Parameter.....: Cadmium (Cd) Units.....: mg/L

QC	Lab ID	Reagent	QC Result	QC Result	True Value	Orig. Value	Calc. Result	Units	F	Date/Time
ICV		960716T	2.02040		2.00		101.0	% REC		09/23/96 2146

The analytical results, opinions or interpretations contained in this report are based upon information and material supplied by the client for whose exclusive and confidential use this report has been made. The analytical results, opinions or interpretations expressed represent the best judgment of Core Laboratories. Core Laboratories, however, makes no warranty or representation, express or implied, of any type, and expressly disclaims same as to the productivity, proper operations or profitableness of any oil, gas, coal or other mineral, property, well or sand in connection with which such report is used or relied upon for any reason whatsoever. This report shall not be reproduced, in whole or in part, without the written approval of Core Laboratories.

CORE LABORATORIES

QUALITY CONTROL RESULTS

Job Number: 962584 Date: 11/18/96

CUSTOMER: Daniel B. Stephens & Associates PROJECT: 6033.3 ENRON-ROSWELL ATTN: Bob Marley

Test Method.....: SW-846 6010A
Method Description.: Metals Analysis (ICAP)
Parameter.....: Cadmium (Cd)
Batch.....: 13687
Detection Limit...: 0.005
Units.....: mg/L
Analyst...: smh

QC	Lab ID	Reagent	QC Result	QC Result	True Value	Orig. Value	Calc. Result	Units	F	Date/Time
ICB		960920Z	0.00064							09/23/96 2252
ISB		960630H	1.00082		1.000		100.1	% REC		09/23/96 2306
CCV		960914Z	2.49174		2.5		99.7	% REC		09/24/96 0115
CCB		960920Z	-0.00250							09/24/96 0118
CCV		960914Z	2.39896		2.5		96.0	% REC		09/24/96 0158
CCB		960920Z	-0.00190							09/24/96 0201
MB		0923	-0.00313							09/24/96 0237
SB		960917G	0.95912		1.000		95.9	% REC		09/24/96 0243
CCV		960914Z	2.45699		2.5		98.3	% REC		09/24/96 0249
CCB		960920Z	0.00126							09/24/96 0255
MD	962377-60		-0.00055			-0.00059	0.00004	ABS Diff.		09/24/96 0306
MS	962377-60	960917G	0.95377		1.000	-0.00059	95.4	% REC		09/24/96 0308
CCV		960914Z	2.47299		2.5		98.9	% REC		09/24/96 0336
CCB		960920Z	-0.00126							09/24/96 0341
ISB		960630H	1.04188		1.000		104.2	% REC		09/24/96 0348
CCV		960914Z	2.48535		2.5		99.4	% REC		09/24/96 0406
CCB		960920Z	0.00187							09/24/96 0411

Test Method.....: SW-846 6010A
Method Description.: Metals Analysis (ICAP)
Parameter.....: Calcium (Ca)
Batch.....: 13687
Detection Limit...: 0.1
Units.....: mg/L
Analyst...: smh

QC	Lab ID	Reagent	QC Result	QC Result	True Value	Orig. Value	Calc. Result	Units	F	Date/Time
ICV		960412T	19.39522		20.000000		97.0	% REC		09/23/96 2233
ICB		960920Z	0.00171							09/23/96 2252
CCV		960914Z	10.18012		10.0		101.8	% REC		09/24/96 0115
CCB		960920Z	0.01740							09/24/96 0118
CCV		960914Z	9.74517		10.0		97.5	% REC		09/24/96 0158
CCB		960920Z	0.01584							09/24/96 0201
MB		0923	0.01638							09/24/96 0237
SB		960917G	47.08741		50.000		94.2	% REC		09/24/96 0243
CCV		960914Z	9.84253		10.0		98.4	% REC		09/24/96 0249
CCB		960920Z	0.00968							09/24/96 0255
CCV		960914Z	10.42399		10.0		104.2	% REC		09/24/96 0336
CCB		960920Z	0.01778							09/24/96 0341
CCV		960914Z	10.26080		10.0		102.6	% REC		09/24/96 0406
CCB		960920Z	0.00946							09/24/96 0411

Test Method.....: SW-846 6010A
Method Description.: Metals Analysis (ICAP)
Parameter.....: Calcium (Ca)
Batch.....: 13687
Detection Limit...: 1
Units.....: mg/L
Analyst...: smh

QC	Lab ID	Reagent	QC Result	QC Result	True Value	Orig. Value	Calc. Result	Units	F	Date/Time
ICV		960412T	198.89062		200		99.4	% REC		09/23/96 2211
ICB		960920Z	0.21160							09/23/96 2252
ISA		960323A	514.32849		500		102.9	% REC		09/23/96 2259
ISB		960630H	498.12582		500		99.6	% REC		09/23/96 2306
CCV		960620BB	269.98431		250.00		108.0	% REC		09/24/96 0110
CCB		960920Z	0.06046							09/24/96 0118

The analytical results, opinions or interpretations contained in this report are based upon information and material supplied by the client for whose exclusive and confidential use this report has been made. The analytical results, opinions or interpretations expressed represent the best judgment of Core Laboratories. Core Laboratories, however, makes no warranty or representation, express or implied, of any type, and expressly disclaims same as to the productivity, proper operations or profitableness of any oil, gas, coal, or other mineral, property, well or sand in connection with which such report is used or relied upon for any reason whatsoever. This report shall not be reproduced, in whole or in part, without the written approval of Core Laboratories

CORE LABORATORIES

QUALITY CONTROL RESULTS

Job Number: 962584 Date: 11/18/96

CUSTOMER: Daniel B. Stephens & Associates PROJECT: 6033.3 ENRON-ROSWELL ATTN: Bob Marley

Test Method.....: SW-846 6010A Batch.....: 13687 Analyst...: smh
Method Description.: Metals Analysis (ICAP) Detection Limit...: 1
Parameter.....: Calcium (Ca) Units.....: mg/L

QC	Lab ID	Reagent	QC Result	QC Result	True Value	Orig. Value	Calc. Result	Units	F	Date/Time
CCV		960620BB	269.70465		250.00		107.9	% REC		09/24/96 0155
CCB		960920Z	-0.43838							09/24/96 0201
SB		960917G	58.97781		50.000		118.0	% REC		09/24/96 0243
CCV		960620BB	272.18377		250.00		108.9	% REC		09/24/96 0246
CCB		960920Z	-0.03779							09/24/96 0255
MD	962377-60		0.18139			0.98258	0.80119	ABS Diff.		09/24/96 0306
MS	962377-60	960917G	60.57262		50.000	0.98258	119.2	% REC		09/24/96 0308
CCV		960620BB	272.06665		250.00		108.8	% REC		09/24/96 0332
CCB		960920Z	-0.55667							09/24/96 0341
ISA		960323A	524.87231		500		105.0	% REC		09/24/96 0343
ISB		960630H	508.79547		500		101.8	% REC		09/24/96 0348
CCV		960620BB	270.77517		250.00		108.3	% REC		09/24/96 0403
CCB		960920Z	0.01484							09/24/96 0411

Test Method.....: SW-846 6010A Batch.....: 13687 Analyst...: smh
Method Description.: Metals Analysis (ICAP) Detection Limit...: 0.01
Parameter.....: Chromium (Cr) Units.....: mg/L

QC	Lab ID	Reagent	QC Result	QC Result	True Value	Orig. Value	Calc. Result	Units	F	Date/Time
ICV		960716T	1.96037		2.00		98.0	% REC		09/23/96 2146
ICB		960920Z	-0.00000							09/23/96 2252
ISB		960630H	0.45029		0.5000		90.1	% REC		09/23/96 2306
CCV		960914Z	2.44225		2.5		97.7	% REC		09/24/96 0115
CCB		960920Z	0.00206							09/24/96 0118
CCV		960914Z	2.34826		2.5		93.9	% REC		09/24/96 0158
CCB		960920Z	0.00040							09/24/96 0201
MB		0923	0.00120							09/24/96 0237
SB		960917G	0.94804		1.000		94.8	% REC		09/24/96 0243
CCV		960914Z	2.39278		2.5		95.7	% REC		09/24/96 0249
CCB		960920Z	0.00164							09/24/96 0255
MD	962377-60		0.00331			0.00372	0.00041	ABS Diff.		09/24/96 0306
MS	962377-60	960917G	0.95092		1.000	0.00372	94.7	% REC		09/24/96 0308
CCV		960914Z	2.44057		2.5		97.6	% REC		09/24/96 0336
CCB		960920Z	0.00040							09/24/96 0341
ISB		960630H	0.46872		0.5000		93.7	% REC		09/24/96 0348
CCV		960914Z	2.46079		2.5		98.4	% REC		09/24/96 0406
CCB		960920Z	-0.00041							09/24/96 0411

Test Method.....: SW-846 6010A Batch.....: 13687 Analyst...: smh
Method Description.: Metals Analysis (ICAP) Detection Limit...: 0.01
Parameter.....: Copper (Cu) Units.....: mg/L

QC	Lab ID	Reagent	QC Result	QC Result	True Value	Orig. Value	Calc. Result	Units	F	Date/Time
ICV		960716T	1.98648		2.00		99.3	% REC		09/23/96 2146
ICB		960920Z	0.00076							09/23/96 2252
ISB		960630H	0.45258		0.5000		90.5	% REC		09/23/96 2306
CCV		960914Z	2.45093		2.5		98.0	% REC		09/24/96 0115
CCB		960920Z	-0.00466							09/24/96 0118
CCV		960914Z	2.36011		2.5		94.4	% REC		09/24/96 0158

The analytical results, opinions or interpretations contained in this report are based upon information and material supplied by the client for whose exclusive and confidential use this report has been made. The analytical results, opinions or interpretations expressed represent the best judgment of Core Laboratories. Core Laboratories, however, makes no warranty or representation, express or implied, of any type, and expressly disclaims same as to the productivity, proper operations or profitableness of any oil, gas, coal or other mineral property, well or sand in connection with which such report is used or relied upon for any reason whatsoever. This report shall not be reproduced, in whole or in part, without the written approval of Core Laboratories.

CORE LABORATORIES

QUALITY CONTROL RESULTS

Job Number: 962584 Date: 11/18/96

CUSTOMER: Daniel B. Stephens & Associates PROJECT: 6033.3 ENRON-ROSWELL ATTN: Bob Marley

Test Method.....: SW-846 6010A
Method Description.: Metals Analysis (ICAP)
Parameter.....: Copper (Cu)
Batch.....: 13687
Detection Limit...: 0.01
Units.....: mg/L
Analyst...: smh

QC	Lab ID	Reagent	QC Result	QC Result	True Value	Orig. Value	Calc. Result	Units	F	Date/Time
CCB		960920Z	0.00118							09/24/96 0201
MB		0923	0.00443							09/24/96 0237
SB		960917G	0.97576		1.000		97.6	% REC		09/24/96 0243
CCV		960914Z	2.38780		2.5		95.5	% REC		09/24/96 0249
CCB		960920Z	0.00193							09/24/96 0255
MD	962377-60		0.01216			0.00516	0.00700	ABS Diff.		09/24/96 0306
MS	962377-60	960917G	0.97503		1.000	0.00516	97.0	% REC		09/24/96 0308
CCV		960914Z	2.47859		2.5		99.1	% REC		09/24/96 0336
CCB		960920Z	0.00196							09/24/96 0341
ISB		960630H	0.47270		0.5000		94.5	% REC		09/24/96 0348
CCV		960914Z	2.45920		2.5		98.4	% REC		09/24/96 0406
CCB		960920Z	-0.00116							09/24/96 0411

Test Method.....: SW-846 6010A
Method Description.: Metals Analysis (ICAP)
Parameter.....: Magnesium (Mg)
Batch.....: 13687
Detection Limit...: 0.1
Units.....: mg/L
Analyst...: smh

QC	Lab ID	Reagent	QC Result	QC Result	True Value	Orig. Value	Calc. Result	Units	F	Date/Time
ICV		960412T	19.89908		20.000000		99.5	% REC		09/23/96 2233
ICB		960920Z	-0.00178							09/23/96 2252
CCV		960914Z	25.12649		25.0		100.5	% REC		09/24/96 0115
CCB		960920Z	0.01784							09/24/96 0118
CCV		960914Z	24.22170		25.0		96.9	% REC		09/24/96 0158
CCB		960920Z	0.01591							09/24/96 0201
MB		0923	0.00074							09/24/96 0237
SB		960917G	47.87101		50.000		95.7	% REC		09/24/96 0243
CCV		960914Z	24.68267		25.0		98.7	% REC		09/24/96 0249
CCB		960920Z	0.01070							09/24/96 0255
MS	962377-60	960917G	47.63397		50.000	0.18419	94.9	% REC		09/24/96 0308
CCV		960914Z	25.22719		25.0		100.9	% REC		09/24/96 0336
CCB		960920Z	0.01591							09/24/96 0341
CCV		960914Z	25.36773		25.0		101.5	% REC		09/24/96 0406
CCB		960920Z	0.00832							09/24/96 0411

Test Method.....: SW-846 6010A
Method Description.: Metals Analysis (ICAP)
Parameter.....: Magnesium (Mg)
Batch.....: 13687
Detection Limit...: 0.5
Units.....: mg/L
Analyst...: smh

QC	Lab ID	Reagent	QC Result	QC Result	True Value	Orig. Value	Calc. Result	Units	F	Date/Time
ICV		960412T	200.50289		200		100.3	% REC		09/23/96 2211
ICB		960920Z	0.00387							09/23/96 2252
ISA		960323A	538.30725		500		107.7	% REC		09/23/96 2259
ISB		960630H	514.02520		500		102.8	% REC		09/23/96 2306
CCV		960620BB	251.81860		250.00		100.7	% REC		09/24/96 0110
CCB		960920Z	0.01939							09/24/96 0118
CCV		960620BB	251.62533		250.00		100.7	% REC		09/24/96 0155
CCB		960920Z	-0.02714							09/24/96 0201
MB		0923	-0.24110							09/24/96 0237
SB		960917G	51.90521		50.000		103.8	% REC		09/24/96 0243

The analytical results, opinions or interpretations contained in this report are based upon information and material supplied by the client for whose exclusive and confidential use this report has been made. The analytical results, opinions or interpretations expressed represent the best judgment of Core Laboratories. Core Laboratories, however, makes no warranty or representation, express or implied, of any type, and expressly disclaims same as to the productivity, proper operations or profitableness of any oil, gas, coal or other mineral property, well or land in connection with which such report is used or relied upon for any reason whatsoever. This report shall not be reproduced, in whole or in part, without the written approval of Core Laboratories.

CORE LABORATORIES

QUALITY CONTROL RESULTS

Job Number: 962584 Date: 11/18/96

CUSTOMER: Daniel B. Stephens & Associates PROJECT: 6033.3 ENRON-ROSWELL ATTN: Bob Marley

Test Method.....: SW-846 6010A
Method Description.: Metals Analysis (ICAP)
Parameter.....: Magnesium (Mg)
Batch.....: 13687
Detection Limit...: 0.5
Units.....: mg/L
Analyst...: smh

QC	Lab ID	Reagent	QC Result	QC Result	True Value	Orig. Value	Calc. Result	Units	F	Date/Time
CCV		960620BB	254.28260		250.00		101.7	% REC		09/24/96 0246
CCB		960920Z	0.00711							09/24/96 0255
MD	962377-60		0.31414			0.21977	0.09437	ABS Diff.		09/24/96 0306
MS	962377-60	960917G	52.18509		50.000	0.21977	103.9	% REC		09/24/96 0308
CCV		960620BB	258.63342		250.00		103.5	% REC		09/24/96 0332
CCB		960920Z	-0.03555							09/24/96 0341
ISA		960323A	560.57708		500		112.1	% REC		09/24/96 0343
ISB		960630H	535.04687		500		107.0	% REC		09/24/96 0348
CCV		960620BB	257.94696		250.00		103.2	% REC		09/24/96 0403
CCB		960920Z	-0.00129							09/24/96 0411

Test Method.....: SW-846 6010A
Method Description.: Metals Analysis (ICAP)
Parameter.....: Manganese (Mn)
Batch.....: 13687
Detection Limit...: 0.01
Units.....: mg/L
Analyst...: smh

QC	Lab ID	Reagent	QC Result	QC Result	True Value	Orig. Value	Calc. Result	Units	F	Date/Time
ICV		960716T	1.86171		2.00		93.1	% REC		09/23/96 2146
ICB		960920Z	0.00000							09/23/96 2252
ISB		960630H	0.51394		0.5000		102.8	% REC		09/23/96 2306
CCV		960914Z	4.90521		5.0		98.1	% REC		09/24/96 0115
CCB		960920Z	0.00107							09/24/96 0118
CCV		960914Z	4.69488		5.0		93.9	% REC		09/24/96 0158
CCB		960920Z	0.00150							09/24/96 0201
MB		0923	0.00089							09/24/96 0237
SB		960917G	0.90900		1.000		90.9	% REC		09/24/96 0243
CCV		960914Z	4.82973		5.0		96.6	% REC		09/24/96 0249
CCB		960920Z	0.00107							09/24/96 0255
MD	962377-60		0.25081			0.11288	75.9	RPD	*	09/24/96 0306
MS	962377-60	960917G	1.14375		1.000	0.11288	103.1	% REC		09/24/96 0308
CCV		960914Z	4.92321		5.0		98.5	% REC		09/24/96 0336
CCB		960920Z	0.00085							09/24/96 0341
ISB		960630H	0.53921		0.5000		107.8	% REC		09/24/96 0348
CCV		960914Z	4.93028		5.0		98.6	% REC		09/24/96 0406
CCB		960920Z	0.00085							09/24/96 0411

Test Method.....: SW-846 6010A
Method Description.: Metals Analysis (ICAP)
Parameter.....: Potassium (K)
Batch.....: 13687
Detection Limit...: 5
Units.....: mg/L
Analyst...: smh

QC	Lab ID	Reagent	QC Result	QC Result	True Value	Orig. Value	Calc. Result	Units	F	Date/Time
ICV		960412T	9.24359		10.000000		92.4	% REC		09/23/96 2233
ICB		960920Z	0.26243							09/23/96 2252
ISB		960630H	11.75306		10.000		117.5	% REC		09/23/96 2306
CCV		960620BB	260.86859		250.00		104.3	% REC		09/24/96 0110
CCB		960920Z	1.00782							09/24/96 0118
CCV		960620BB	259.91665		250.00		104.0	% REC		09/24/96 0155
CCB		960920Z	0.54217							09/24/96 0201
MB		0923	-4.17177							09/24/96 0237
SB		960917G	50.68901		50.000		101.4	% REC		09/24/96 0243

The analytical results, opinions or interpretations contained in this report are based upon information and material supplied by the client for whose exclusive and confidential use this report has been made. The analytical results, opinions or interpretations expressed represent the best judgment of Core Laboratories. Core Laboratories, however, makes no warranty or representation, express or implied, of any type, and expressly disclaims same as to the productivity, proper operations or profitableness of any oil, gas, coal or other mineral, property, well or sand in connection with which such report is used or relied upon for any reason whatsoever. This report shall not be reproduced, in whole or in part, without the written approval of Core Laboratories.

CORE LABORATORIES

QUALITY CONTROL RESULTS

Job Number: 962584 Date: 11/18/96

CUSTOMER: Daniel B. Stephens & Associates PROJECT: 6033.3 ENRON-ROSWELL ATTN: Bob Marley

Test Method.....: SW-846 6010A
Method Description.: Metals Analysis (ICAP)
Parameter.....: Potassium (K)
Batch.....: 13687
Detection Limit...: 5
Units.....: mg/L
Analyst...: smh

QC	Lab ID	Reagent	QC Result	QC Result	True Value	Orig. Value	Calc. Result	Units	F	Date/Time
CCV		960620BB	264.18865		250.00		105.7	% REC		09/24/96 0246
CCB		960920Z	1.11984							09/24/96 0255
MD	962377-60		-1.56512			2.35317	3.91829	ABS Diff.		09/24/96 0306
MS	962377-60	960917G	51.68682		50.000	2.35317	98.7	% REC		09/24/96 0308
CCV		960620BB	268.39315		250.00		107.4	% REC		09/24/96 0332
CCB		960920Z	0.05815							09/24/96 0341
ISB		960630H	11.25078		10.000		112.5	% REC		09/24/96 0348
CCV		960620BB	265.54428		250.00		106.2	% REC		09/24/96 0403
CCB		960920Z	-0.28681							09/24/96 0411

Test Method.....: SW-846 6010A
Method Description.: Metals Analysis (ICAP)
Parameter.....: Silver (Ag)
Batch.....: 13687
Detection Limit...: 0.01
Units.....: mg/L
Analyst...: smh

QC	Lab ID	Reagent	QC Result	QC Result	True Value	Orig. Value	Calc. Result	Units	F	Date/Time
ICV		960501Q	0.93302		1.00		93.3	% REC		09/23/96 2149
ICB		960920Z	-0.00086							09/23/96 2252
ISB		960630H	0.86443		1.000		86.4	% REC		09/23/96 2306
CCV		960620BB	2.27257		2.500		90.9	% REC		09/24/96 0110
CCB		960920Z	0.00028							09/24/96 0118
CCV		960620BB	2.25069		2.500		90.0	% REC		09/24/96 0155
CCB		960920Z	0.00028							09/24/96 0201
MB		0923	0.00092							09/24/96 0237
SB		960917G	0.88641		1.000		88.6	% REC		09/24/96 0243
CCV		960620BB	2.28824		2.500		91.5	% REC		09/24/96 0246
CCB		960920Z	-0.00059							09/24/96 0255
MD	962377-60		0.00866			-0.00003	0.00869	ABS Diff.		09/24/96 0306
MS	962377-60	960917G	0.90765		1.000	-0.00003	90.8	% REC		09/24/96 0308
CCV		960620BB	2.29682		2.500		91.9	% REC		09/24/96 0332
CCB		960920Z	-0.00060							09/24/96 0341
ISB		960630H	0.80411		1.000		80.4	% REC		09/24/96 0348
CCV		960620BB	2.65362		2.500		106.1	% REC		09/24/96 0403
CCB		960920Z	0.00476							09/24/96 0411

Test Method.....: SW-846 6010A
Method Description.: Metals Analysis (ICAP)
Parameter.....: Sodium (Na)
Batch.....: 13687
Detection Limit...: 1
Units.....: mg/L
Analyst...: smh

QC	Lab ID	Reagent	QC Result	QC Result	True Value	Orig. Value	Calc. Result	Units	F	Date/Time
ICV		960412T	20.38857		20.000000		101.9	% REC		09/23/96 2233
ICB		960920Z	-0.00356							09/23/96 2252
CCV		960914Z	50.67834		50.0		101.4	% REC		09/24/96 0115
CCB		960920Z	0.03210							09/24/96 0118
CCV		960914Z	48.17897		50.0		96.4	% REC		09/24/96 0158
CCB		960920Z	0.02259							09/24/96 0201
MB		0923	-0.03210							09/24/96 0237
SB		960917G	51.28237		50.000		102.6	% REC		09/24/96 0243
CCV		960914Z	49.00535		50.0		98.0	% REC		09/24/96 0249
CCB		960920Z	0.02378							09/24/96 0255

The analytical results, opinions or interpretations contained in this report are based upon information and material supplied by the client for whose exclusive and confidential use this report has been made. The analytical results, opinions or interpretations expressed represent the best judgment of Core Laboratories. Core Laboratories, however, makes no warranty or representation, express or implied, of any type, and expressly disclaims same as to the productivity, proper operations or profitableness of any oil, gas, coal or other mineral property, well or sand in connection with which such report is used or relied upon for any reason whatsoever. This report shall not be reproduced, in whole or in part, without the written approval of Core Laboratories.

CORE LABORATORIES

QUALITY CONTROL RESULTS

Job Number: 962584 Date: 11/18/96

CUSTOMER: Daniel B. Stephens & Associates PROJECT: 6033.3 ENRON-ROSWELL ATTN: Bob Marley

Test Method.....: SW-846 6010A Batch.....: 13687 Analyst...: smh
Method Description.: Metals Analysis (ICAP) Detection Limit...: 1
Parameter.....: Sodium (Na) Units.....: mg/L

QC	Lab ID	Reagent	QC Result	QC Result	True Value	Orig. Value	Calc. Result	Units	F	Date/Time
MD	962377-60		1.16169			0.88702	0.27467	ABS Diff.		09/24/96 0306
MS	962377-60	960917G	51.11710		50.000	0.88702	100.5	% REC		09/24/96 0308
CCV		960914Z	50.16230		50.0		100.3	% REC		09/24/96 0336
CCB		960920Z	0.02378							09/24/96 0341
CCV		960914Z	50.26218		50.0		100.5	% REC		09/24/96 0406
CCB		960920Z	0.01783							09/24/96 0411

Test Method.....: SW-846 6010A Batch.....: 13687 Analyst...: smh
Method Description.: Metals Analysis (ICAP) Detection Limit...: 5
Parameter.....: Sodium (Na) Units.....: mg/L

QC	Lab ID	Reagent	QC Result	QC Result	True Value	Orig. Value	Calc. Result	Units	F	Date/Time
ICV		960412T	208.62350		200		104.3	% REC		09/23/96 2211
ICB		960920Z	0.61236							09/23/96 2252
ISA		960323A	530.32440		500		106.1	% REC		09/23/96 2259
ISB		960630H	505.84414		500		101.2	% REC		09/23/96 2306
CCV		960620BB	500.60675		500.0		100.1	% REC		09/24/96 0110
CCB		960920Z	0.69844							09/24/96 0118
CCV		960620BB	498.14324		500.0		99.6	% REC		09/24/96 0155
CCB		960920Z	-1.35965							09/24/96 0201
SB		960917G	51.79101		50.000		103.6	% REC		09/24/96 0243
CCV		960620BB	505.65484		500.0		101.1	% REC		09/24/96 0246
CCB		960920Z	0.24812							09/24/96 0255
MS	962377-60	960917G	52.64492		50.000	1.28744	102.7	% REC		09/24/96 0308
CCV		960620BB	510.62261		500.0		102.1	% REC		09/24/96 0332
CCB		960920Z	-1.56202							09/24/96 0341
ISA		960323A	545.88757		500		109.2	% REC		09/24/96 0343
ISB		960630H	527.33795		500		105.5	% REC		09/24/96 0348
CCV		960620BB	509.93542		500.0		102.0	% REC		09/24/96 0403
CCB		960920Z	0.92542							09/24/96 0411

Test Method.....: SW-846 6010A Batch.....: 13687 Analyst...: smh
Method Description.: Metals Analysis (ICAP) Detection Limit...: 0.01
Parameter.....: Zinc (Zn) Units.....: mg/L

QC	Lab ID	Reagent	QC Result	QC Result	True Value	Orig. Value	Calc. Result	Units	F	Date/Time
ICV		960716T	1.97370		2.00		98.7	% REC		09/23/96 2146
ICB		960920Z	-0.00156							09/23/96 2252
ISB		960630H	0.96217		1.000		96.2	% REC		09/23/96 2306
SB		0918	0.87045					% REC		09/24/96 0034
CCV		960914Z	2.42525		2.5		97.0	% REC		09/24/96 0115
CCB		960920Z	-0.00156							09/24/96 0118
CCV		960914Z	2.32354		2.5		92.9	% REC		09/24/96 0158
CCB		960920Z	-0.00158							09/24/96 0201
MB		0923	0.00000							09/24/96 0237
SB		960917G	1.06716		1.000		106.7	% REC		09/24/96 0243
CCV		960914Z	2.38509		2.5		95.4	% REC		09/24/96 0249
CCB		960920Z	-0.00080							09/24/96 0255
ED	962377-30		0.17876			0.17805	0.4	RPD		09/24/96 0301

The analytical results, opinions or interpretations contained in this report are based upon information and material supplied by the client for whose exclusive and confidential use this report has been made. The analytical results, opinions or interpretations expressed represent the best judgment of Core Laboratories. Core Laboratories, however, makes no warranty or representation, express or implied, of any type, and expressly disclaims same as to the productivity, proper operations or profitableness of any oil, gas, coal or other mineral property, well or sand in connection with which such report is used or relied upon for any reason whatsoever. This report shall not be reproduced, in whole or in part, without the written approval of Core Laboratories.

CORE LABORATORIES

QUALITY CONTROL RESULTS

Job Number: 962584 Date: 11/18/96

CUSTOMER: Daniel B. Stephens & Associates PROJECT: 6033.3 ENRON-ROSWELL ATTN: Bob Marley

Test Method.....: SW-846 6010A
Method Description.: Metals Analysis (ICAP)
Parameter.....: Zinc (Zn)
Batch.....: 13687
Detection Limit...: 0.01
Units.....: mg/L
Analyst...: smh

QC	Lab ID	Reagent	QC Result	QC Result	True Value	Orig. Value	Calc. Result	Units	F	Date/Time
MD	962377-60		0.18586			0.10485	55.7	RPD	*	09/24/96 0306
MS	962377-60	960917G	1.10521		1.000	0.10485	100.0	% REC		09/24/96 0308
CCV		960914Z	2.39664		2.5		95.9	% REC		09/24/96 0336
CCB		960920Z	-0.00158							09/24/96 0341
ISB		960630H	1.00019		1.000		100.0	% REC		09/24/96 0348
CCV		960914Z	2.42758		2.5		97.1	% REC		09/24/96 0406
CCB		960920Z	-0.00156							09/24/96 0411

Test Method.....: SW-846 7470
Method Description.: Mercury (CVAA)
Parameter.....: Mercury (Hg)
Batch.....: 13828
Detection Limit...: 0.0002
Units.....: mg/L
Analyst...: lmt

QC	Lab ID	Reagent	QC Result	QC Result	True Value	Orig. Value	Calc. Result	Units	F	Date/Time
ICV		960624G	0.003798		0.004000		95.0	% REC		09/27/96 1000
ICB		09276	0.000041							09/27/96 1003
MB		0926	0.000041							09/27/96 1005
MD	962604-1		0.000041			0.000041	0.00000	ABS Diff.		09/27/96 1011
MS	962604-2	950929N	0.004847		0.005000	0.000041	96.1	% REC		09/27/96 1016
CCV		950929N	0.004934		0.005000		98.7	% REC		09/27/96 1032
CCB		09276	0.000041							09/27/96 1035
EB		1312	0.000041							09/27/96 1051
SB		950929N	0.004585		0.005000		91.7	% REC		09/27/96 1054
ED	962497-1		0.000958			0.000958	0.00000	ABS Diff.		09/27/96 1059
MS	962497-1	950929N	0.006158		0.005000	0.000958	104.0	% REC		09/27/96 1102
CCV		950929N	0.005371		0.005000		107.4	% REC		09/27/96 1105
CCB		09276	0.000041							09/27/96 1107
MD	962497-1		0.000915			0.000958	0.00004	ABS Diff.		09/27/96 1110
MB		0926	0.000041							09/27/96 1113
MD	962585-1		0.000041			0.000041	0.00000	ABS Diff.		09/27/96 1118
MS	962585-8	950929N	0.005065		0.005000	0.000041	100.5	% REC		09/27/96 1126
CCV		950929N	0.005065		0.005000		101.3	% REC		09/27/96 1137
CCB		09276	0.000041							09/27/96 1139
LCS		960097	0.001789		0.00150		119.3	% REC		09/27/96 1148
CCV		950929N	0.005371		0.005000		107.4	% REC		09/27/96 1206
CCB		09276	0.000041							09/27/96 1209

Test Method.....: SW-846 6010A
Method Description.: Metals Analysis (ICAP Trace)
Parameter.....: Lead (Pb)
Batch.....: 14328
Detection Limit...: 0.05
Units.....: mg/L
Analyst...: smh

QC	Lab ID	Reagent	QC Result	QC Result	True Value	Orig. Value	Calc. Result	Units	F	Date/Time
ICV		960716T	2.04017		2.00		102.0	% REC		09/24/96 1033
ICB		960920Z	0.00032							09/24/96 1130
ISB		960630H	1.11980		1.000		112.0	% REC		09/24/96 1151
CRI		960701T	0.01154		0.3000		3.8	% REC		09/24/96 1301
CCV		960809Z	1.01907		1.0		101.9	% REC		09/24/96 1350
CCB		960920Z	-0.00143							09/24/96 1434
CCV		960809Z	1.00779		1.0		100.8	% REC		09/24/96 1534
CCB		960920Z	-0.00224							09/24/96 1547

The analytical results, opinions or interpretations contained in this report are based upon information and material supplied by the client for whose exclusive and confidential use this report has been made. The analytical results, opinions or interpretations expressed represent the best judgment of Core Laboratories. Core Laboratories, however, makes no warranty or representation, express or implied, of any type, and expressly disclaims same as to the productivity, proper operations or profitableness of any oil, gas, coal or other mineral property, well or sand in connection with which such report is used or relied upon for any reason whatsoever. This report shall not be reproduced, in whole or in part, without the written approval of Core Laboratories.

CORE LABORATORIES

QUALITY CONTROL RESULTS

Job Number: 962584 Date: 11/18/96

CUSTOMER: Daniel B. Stephens & Associates PROJECT: 6033.3 ENRON-ROSWELL ATTN: Bob Marley

Test Method.....: SW-846 6010A Batch.....: 14328 Analyst...: smh
Method Description.: Metals Analysis (ICAP Trace) Detection Limit...: 0.05
Parameter.....: Lead (Pb) Units.....: mg/L

QC	Lab ID	Reagent	QC Result	QC Result	True Value	Orig. Value	Calc. Result	Units	F	Date/Time
CRI		960701T	0.00333		0.3000		1.1	% REC		09/24/96 1559
ISB		960630H	1.05105		1.000		105.1	% REC		09/24/96 1609
CCV		960809Z	1.00955		1.0		101.0	% REC		09/24/96 1615
CCB		960920Z	0.00054							09/24/96 1622
CCV		960809Z	0.99811		1.0		99.8	% REC		09/24/96 1918
CCB		960920Z	-0.00267							09/24/96 1927
CCV		960809Z	0.99869		1.0		99.9	% REC		09/24/96 2036
CCB		960920Z	-0.00060							09/24/96 2058
MB		0923	0.00040							09/24/96 2112
LCS		960912Z	0.98367		1.00		98.4	% REC		09/24/96 2119
CCV		960809Z	0.99414		1.0		99.4	% REC		09/24/96 2159
CCB		960920Z	-0.00062							09/24/96 2204
MS	962377-60	960917G	1.04475		1.000	0.00249	104.2	% REC		09/24/96 2207
CCV		960809Z	1.02423		1.0		102.4	% REC		09/24/96 2336
CCB		960920Z	0.00099							09/24/96 2340
CCV		960809Z	1.04103		1.0		104.1	% REC		09/25/96 0046
CCB		960920Z	-0.00017							09/25/96 0121
CCV		960809Z	1.03496		1.0		103.5	% REC		09/25/96 0159
CCB		960920Z	-0.00041							09/25/96 0211
CCV		960809Z	1.07319		1.0		107.3	% REC		09/25/96 0247
CCB		960920Z	0.00123							09/25/96 0251
CCV		960809Z	1.08235		1.0		108.2	% REC		09/25/96 0321
CCB		960920Z	0.00127							09/25/96 0331
MB		0924	0.00190							09/25/96 0340
LCS		960923H	1.04027		1.00		104.0	% REC		09/25/96 0345
MS	962416-1	960917G	1.12025		1.000	0.00703	111.3	% REC		09/25/96 0350
MSD	962416-1	960917G	1.08214	1.12025	1.000	0.00703	107.5	% REC		09/25/96 0352
							3.5	RPD		
PDS	962416-1	960917G	1.07972		1.000	0.00703	107.3	% REC		09/25/96 0354
PSD	962416-1	960917G	1.08079	1.07972	1.000	0.00703	107.4	% REC		09/25/96 0357
							0.1	RPD		
MD	962416-2		0.00238			0.00459	0.00221	ABS Diff.		09/25/96 0402
CCV		960809Z	1.09121		1.0		109.1	% REC		09/25/96 0407
CCB		960920Z	0.00095							09/25/96 0415
ISB		960630H	1.14475		1.000		114.5	% REC		09/25/96 0423
CCV		960809Z	1.08623		1.0		108.6	% REC		09/25/96 0430
CCB		960920Z	0.00124							09/25/96 0432

Test Method.....: SW-846 6010A Batch.....: 14328 Analyst...: smh
Method Description.: Metals Analysis (ICAP Trace) Detection Limit...: 0.1
Parameter.....: Selenium (Se) Units.....: mg/L

QC	Lab ID	Reagent	QC Result	QC Result	True Value	Orig. Value	Calc. Result	Units	F	Date/Time
ICV		960716T	2.04440		2.00		102.2	% REC		09/24/96 1033
ICB		960920Z	0.00882							09/24/96 1130
ISB		960630H	1.01561		1.000		101.6	% REC		09/24/96 1151
CRI		960701T	0.01931		0.5000		3.9	% REC		09/24/96 1301
CCV		960809Z	2.57295		2.5		102.9	% REC		09/24/96 1350
CCB		960920Z	0.00638							09/24/96 1434
CCV		960809Z	2.47567		2.5		99.0	% REC		09/24/96 1534
CCB		960920Z	-0.00031							09/24/96 1547

The analytical results, opinions or interpretations contained in this report are based upon information and material supplied by the client for whose exclusive and confidential use this report has been made. The analytical results, opinions or interpretations expressed represent the best judgment of Core Laboratories. Core Laboratories, however, makes no warranty or representation, express or implied, of any type, and expressly disclaims same as to the productivity, proper operations or profitableness of any oil, gas, coal, or other mineral property, well or sand in connection with which such report is used or relied upon for any reason whatsoever. This report shall not be reproduced, in whole or in part, without the written approval of Core Laboratories.

CORE LABORATORIES

QUALITY CONTROL RESULTS

Job Number: 962584 Date: 11/18/96

CUSTOMER: Daniel B. Stephens & Associates PROJECT: 6033.3 ENRON-ROSWELL ATTN: Bob Marley

Test Method.....: SW-846 6010A Batch.....: 14328 Analyst...: smh
Method Description.: Metals Analysis (ICAP Trace) Detection Limit...: 0.1
Parameter.....: Selenium (Se) Units.....: mg/L

QC	Lab ID	Reagent	QC Result	QC Result	True Value	Orig. Value	Calc. Result	Units	F	Date/Time
CRI		960701T	0.01688		0.5000		3.4	% REC		09/24/96 1559
ISB		960630H	0.93887		1.000		93.9	% REC		09/24/96 1609
CCV		960809Z	2.47586		2.5		99.0	% REC		09/24/96 1615
CCB		960920Z	0.00410							09/24/96 1622
CCV		960809Z	2.47075		2.5		98.8	% REC		09/24/96 1918
CCB		960920Z	0.00470							09/24/96 1927
CCV		960809Z	2.47273		2.5		98.9	% REC		09/24/96 2036
CCB		960920Z	-0.00351							09/24/96 2058
MB		0923	-0.00494							09/24/96 2112
LCS		960912Z	0.88816		1.00		88.8	% REC		09/24/96 2119
CCV		960809Z	2.44402		2.5		97.8	% REC		09/24/96 2159
CCB		960920Z	-0.00423							09/24/96 2204
MS	962377-60	960917G	0.93460		1.000	-0.00435	93.9	% REC		09/24/96 2207
CCV		960809Z	2.48013		2.5		99.2	% REC		09/24/96 2336
CCB		960920Z	0.00111							09/24/96 2340
CCV		960809Z	2.58232		2.5		103.3	% REC		09/25/96 0046
CCB		960920Z	-0.00234							09/25/96 0121
CCV		960809Z	2.60271		2.5		104.1	% REC		09/25/96 0159
CCB		960920Z	-0.00151							09/25/96 0211
CCV		960809Z	2.64029		2.5		105.6	% REC		09/25/96 0247
CCB		960920Z	0.00075							09/25/96 0251
CCV		960809Z	2.61761		2.5		104.7	% REC		09/25/96 0321
CCB		960920Z	-0.00618							09/25/96 0331
MB		0924	0.00202							09/25/96 0340
LCS		960923H	0.93405		1.00		93.4	% REC		09/25/96 0345
MS	962416-1	960917G	1.00449		1.000	0.00301	100.1	% REC		09/25/96 0350
MSD	962416-1	960917G	0.98094	1.00449	1.000	0.00301	97.8	% REC		09/25/96 0352
							2.4	RPD		
PDS	962416-1	960917G	1.01348		1.000	0.00301	101.0	% REC		09/25/96 0354
PSD	962416-1	960917G	1.02289	1.01348	1.000	0.00301	102.0	% REC		09/25/96 0357
							0.9	RPD		
MD	962416-2		-0.00209			0.00149	0.00358	ABS Diff.		09/25/96 0402
CCV		960809Z	2.62538		2.5		105.0	% REC		09/25/96 0407
CCB		960920Z	-0.00413							09/25/96 0415
ISB		960630H	1.02002		1.000		102.0	% REC		09/25/96 0423
CCV		960809Z	2.60281		2.5		104.1	% REC		09/25/96 0430
CCB		960920Z	0.00226							09/25/96 0432

The analytical results, opinions or interpretations contained in this report are based upon information and material supplied by the client for whose exclusive and confidential use this report has been made. The analytical results, opinions or interpretations expressed represent the best judgment of Core Laboratories. Core Laboratories, however, makes no warranty or representation, express or implied, of any type, and expressly disclaims same as to the productivity, proper operations or profitableness of any oil, gas, coal or other mineral, property, well or sand in connection with which such report is used or relied upon for any reason whatsoever. This report shall not be reproduced, in whole or in part, without the written approval of Core Laboratories.

CORE LABORATORIES

QUALITY ASSURANCE METHODS

REFERENCES AND NOTES

Report Date: 11/18/96

(1) EPA 600/4-79-020, Methods for Chemical Analysis of Water and Wastes, March 1983

(2) EPA SW-846, Test Methods for Evaluating Solid Waste, Third Edition, 1989

(3) Standard Methods for The Examination of Water and Wastewater, 17th Edition, 1989 .

(4) EPA 600/4-80-032, Prescribed Procedures For Measurement Of Radioactivity In Drinking Water, August 1980

(5) EPA 600/8-78-017, Microbiological Methods For Monitoring The Environment, December 1978

(6) Federal Register, July 1, 1990 (40 CFR Part 136)

(7) EPA 600/4-88-03, Methods For The Determination of Organics Compounds in Drinking Water, December 1988

(8) U.S.G.S. Methods For Determination of Inorganic Substances In Water And Fluvial Sediments, Book 5, Chapter A1, 1985

(9) Federal Register, Friday, June 7, 1991 (40 CFR Parts 141 & 142)

(10) Standard Methods For The Examination of Water and Wastewater, 16th Edition, 1985

(11) ASTM, Section 11 Water and Environmental Technology, Volume 11.01 Water (1), 1991

(12) Methods of Soil Analysis, American Society of Agronomy, Agronomy No. 9, 1965

(13) EPA SW-846, Test Methods For Evaluating Solid Waste, Third Edition, Revision 1, November 1990

(14) ASTM, Section 5, Petroleum Products, Lubricants, and Fossil Fuels, Volume 05.05, Gaseous Fuels, Coal, and Coke

(15) EPA 600/2-78-054, Field and Laboratory Methods Applicable To Overburdens and Mine Soils, March 1978

(16) ASTM, Part 19, Soils and Rocks; Building Stones, 1981

Comments: Data in the QA report may differ from final results due to digestion and/or dilution of sample into analytical ranges. The "Time Analyzed" in the QA report refers to the start time of the analytical batch which may not reflect the actual time of each analysis. The "Date Analyzed" is the actual date of analysis. Results for soil and sludge samples are reported on a wet weight basis (i.e. not corrected for percent moisture) unless otherwise indicated.

NC = Not Calculable Due to Value(s) lower than the Detection Limit.

BLANK QC SAMPLE IDENTIFICATION

The analytical results, opinions or interpretations contained in this report are based upon information and material supplied by the client for whose exclusive and confidential use this report has been made. The analytical results, opinions or interpretations expressed represent the best judgment of Core Laboratories. Core Laboratories, however, makes no warranty or representation, express or implied, of any type, and expressly disclaims same as to the productivity, proper operations or profitableness of any oil, gas, coal or other mineral, property, well or sand in connection with which such report is used or relied upon for any reason whatsoever. This report shall not be reproduced, in whole or in part, without the written approval of Core Laboratories.

QUALITY ASSURANCE METHODS

REFERENCES AND NOTES

Report Date: 11/18/96

MB	Method Blank
ICB	Initial Calibration Blank
CCB	Continuing Calibration Blank

SPIKE QC SAMPLE IDENTIFICATION

MS	Method (Matrix) Spike
MSD	Method (Matrix) Spike Duplicate
PDS	Post Digestion Spike
SB	Spiked Blank
SBD	Spike Blank Duplicate

REFERENCE STANDARD QC SAMPLE IDENTIFICATION

LCS	Laboratory Control Standard
RS	Reference Standard
ICV	Initial Calibration Verification Standard
CCV	Continuing Calibration Verification Standard
ISA/ISB	ICP Interface Check Sample
ICL	Initial Calibration/Laboratory Control Sample
DSC	Distilled Standard Check

DUPLICATE QC SAMPLE IDENTIFICATION

MD	Method (Matrix) Duplicate
ED	Extraction Duplicate
DD	Digestion Duplicate

Analyses performed by a subcontract laboratory are indicated on the analytical and/or quality control reports under "technician" using the following codes:

SUBCONTRACT LABORATORY	CODE
Core Laboratories - Anaheim, CA	* AN
Core Laboratories - Casper, WY	* CA
Core Laboratories - Corpus Christi, TX	* CC
Core Laboratories - Houston, TX	* HP
Core Laboratories - Lake Charles, LA	* LC
Core Laboratories - Long Beach, CA	* LB
Other Subcontract Laboratories	* XX

EXPLANATION OF DATA FLAGS

B - This flag is used to indicate that an analyte is present in the method blank as well as in the sample. It indicates that the client should consider this when evaluating the results.

D - This flag indicates that surrogates were diluted out of calibration range and cannot be quantified.

E - Indicates that a sample result is an estimate because the concentration exceeded the calibration range of the instrument.

I - Used to indicate matrix interference.

J - Indicates that a value is an estimate. It is used when a compound is determined to be present based on the mass spectral data, but at a concentration less than the practical quantitation limit of the method.

The analytical results, opinions or interpretations contained in this report are based upon information and material supplied by the client for whose exclusive and confidential use this report has been made. The analytical results, opinions or interpretations expressed represent the best judgment of Core Laboratories. Core Laboratories, however, makes no warranty or representation, express or implied, of any type, and expressly disclaims same as to the productivity, proper operations or profitableness of any oil, gas, coal or other mineral, property, well or sand in connection with which such report is used or relied upon for any reason whatsoever. This report shall not be reproduced, in whole or in part, without the written approval of Core Laboratories.

QUALITY ASSURANCE METHODS

REFERENCES AND NOTES

Report Date: 11/18/96

This flag is also used when estimating the concentration of a tentatively identified compound.

X - Indicates that a surrogate recovery is outside the specified quality control limits.

Y - Used to identify a spike or spike duplicate recovery that is outside the specified quality control limits.

Z - Indicates a relative percent difference for a spike and spike duplicate is outside the specified quality control limits.

* - Indicates a relative percent difference for a duplicate analysis is outside the specified quality control limits.

^ - Used to indicate that a standard is outside specified quality control limits.

The analytical results, opinions or interpretations contained in this report are based upon information and material supplied by the client for whose exclusive and confidential use this report has been made. The analytical results, opinions or interpretations expressed represent the best judgment of Core Laboratories. Core Laboratories, however, makes no warranty or representation, express or implied, of any type, and expressly disclaims same as to the productivity, proper operations or profitableness of any oil, gas, coal or other mineral, property, well or sand in connection with which such report is used or relied upon for any reason whatsoever. This report shall not be reproduced, in whole or in part, without the written approval of Core Laboratories.

Additional Analyses
Job Number 962585
November 18, 1996

CORE LABORATORIES

ANALYTICAL REPORT

JOB NUMBER: 962585

Prepared For:

Daniel B. Stephens & Associates
6020 Academy NE
Suite 100
Albuquerque, NM 87109

Attention: Bob Marley

Date: 11/18/96

ADDITIONAL DATA

Don Morris
Signature

November 18, 1996
Date

Name: Don L. Morris

Title: Project Manager

CORE LABORATORIES, INC.
10703 East Bethany Drive
Aurora, CO 80014

PHONE: (303) 751-1780
FAX: (303) 751-1784

The analytical results, opinions or interpretations contained in this report are based upon information and material supplied by the client for whose exclusive and confidential use this report has been made. The analytical results, opinions or interpretations expressed represent the best judgment of Core Laboratories. Core Laboratories, however, makes no warranty or representation, express or implied, of any type, and expressly disclaims same as to the productivity, proper operations or profitableness of any oil, gas, coal or other mineral, property, well or sand in connection with which such report is used or relied upon for any reason whatsoever. This report shall not be reproduced, in whole or in part, without the written approval of Core Laboratories

CORE LABORATORIES, INC.

CHAIN OF CUSTODY RECORD

CLIENT INFORMATION	PROJECT INFORMATION
COMPANY: STEPHENS & ASSOC. INC.	PROJECT NAME: [illegible] WELL / 6033.3
[illegible]	BILLING INFORMATION
[illegible]	BILL TO: [illegible] ROBINSON / ENVIRONMENTAL AFFAIRS
[illegible] ROOD NW, 87109	ADDRESS: [illegible] SMITH ST
[illegible] NM 87107	[illegible] TX 77021
PHONE: 822-9400	PHONE: (713) 646-7327
FAX: 822-7788	FAX: PO NO.:

LAB JOB NO. 962585

SAMPLE DESCRIPTION	SAMPLE DATE	SAMPLE TIME	SAMPLE MATRIX	CONTAINER	PRESERV.	NUMBER OF CONT.	8080	8270	8240	418.1	REMARKS
SVE-3 @ 35'	9/16/96	[illegible]	SOIL	GLASS	NONE	2	X	X			temp 4.8°C
SVE-3 @ 65'	9/16/96	1055	SOIL	GLASS	NONE	2	X	X			
MW-11 @ 10'	9/16/96	[illegible]	SOIL	GLASS	NONE	1			X		
MW-11 @ 20'	9/16/96	[illegible]	SOIL	GLASS	NONE	1			X		
MW-11 @ 30'	9/16/96	[illegible]	SOIL	GLASS	NONE	1			X		
MW-11 @ 40'	9/16/96	[illegible]	SOIL	GLASS	NONE	1			X		
MW-11 @ 50'	9/16/96	[illegible]	SOIL	GLASS	NONE	1			X		
MW-11 @ 60'	9/16/96	[illegible]	SOIL	GLASS	NONE	2	X	X			
SVE-2 @ 30'	9/17/96	1240	SOIL	GLASS	NONE	2	X	X			
SVE-2 @ 60'	9/17/96	1330	SOIL	GLASS	NONE	2	X	X			

SAMPLER: CLARENCE PIGMAN

SHIPPING METHOD: FED EX

AIRBILL NO.: 6725568006

REQUIRED TURNAROUND:* ☐ SAME DAY ☐ 24 HOURS ☐ 48 HOURS ☐ [illegible] HOURS ☐ 5 DAYS ☐ 10 DAYS ☒ ROUTINE OTHER

RELINQUISHED BY:	DATE	TIME	RECEIVED BY:	DATE	TIME	RELINQUISHED BY:	DATE	TIME	RECEIVED BY:	DATE	TIME
SIGNATURE: [illegible]	9/18/96		SIGNATURE:			SIGNATURE:			SIGNATURE:		
PRINTED NAME/COMPANY: CLARENCE PIGMAN / DBSA		1600	PRINTED NAME/COMPANY:			PRINTED NAME/COMPANY:			PRINTED NAME/COMPANY:		
SIGNATURE: [illegible]	9/19/96		SIGNATURE:			SIGNATURE:			SIGNATURE:		
PRINTED NAME/COMPANY: CORE		0835	PRINTED NAME/COMPANY:			PRINTED NAME/COMPANY:			PRINTED NAME/COMPANY:		

* RUSH TURNAROUND MAY REQUIRE SURCHARGE

☐ [illegible] Way [illegible] (714) [illegible] Fax (714) 997-1170

☐ Aurora, CO 16705 E. Bethany Drive Aurora, CO 80014 (303) 751-1700 Fax (303) 751-1794

☐ [illegible] Street [illegible] Fax (337) 235-1976

☐ Corpus Christi, TX 1733 N. Padre Island Drive Corpus Christi, TX 78408 (512) 289-2673 Fax (512) 289-9471

☐ Edison, NJ 294 Raritan Center Parkway Edison, NJ 08837 (908) 225-6700 Fax (908) 225-6777

☐ Houston, TX (East) 8310 Railway Drive Houston, TX 77049 (713) 690-4444 Fax (713) 690-[illegible]

☐ Houston, TX (West) 2010 Mellor Road Houston, TX 77075 (713) [illegible] Fax (713) 948-3046

☐ Indianapolis, IN 7726 Moller Road Indianapolis, IN 46268 (317) 875-5894 Fax (317) 872-6189

☐ [illegible] Parkway [illegible] Fax (318) 583-4929

☐ Long Beach, CA 3700 Cherry Avenue Long Beach, CA 90807 (310) 595-8401 Fax (310) 427-5174

☐ Tampa, FL 5460 Beaumont Center Blvd. Tampa, FL 33634 (813) 884-3282 Fax (813) 885-6994

☐ Valparaiso, IN 3400 Cumberland Drive Valparaiso, IN 46383 (219) 464-2550 Fax (219) 464-5553

CHAIN OF CUSTODY RECORD

CUSTOMER INFORMATION

COMPANY: Daniel B. Stephens & Assoc., Inc
SEND REPORT TO: [illegible] Marley
ADDRESS: [illegible] Academy NE
[illegible] 100
Albuquerque, NM 87109
PHONE: (505) 822-9400
FAX: (505) 822-7788

PROJECT INFORMATION

PROJECT NAME: Enron Roswell / 6033.3

BILLING INFORMATION

BILL TO: [illegible] Robinson
Enron [illegible] Commercial Affairs
ADDRESS: 1400 [illegible] 4th St.
Houston, TX 77021
PHONE: (713) 646-7327
PO NO.:

LAB JOB NO. 962585

	SAMPLE DESCRIPTION	SAMPLE DATE	SAMPLE TIME	SAMPLE MATRIX	CONTAINER	PRESERV.	NUMBER OF CONTAINERS	ANALYSIS REQUIRED: 8080	8270 (METALS, VOLS)	8240	418.1						REMARKS
11	MW-16 @ 10	9/18/96	[illegible]	SOIL	GLASS	NONE	1			X							
12	MW-16 @ 20'	9/18/96	0835	SOIL	GLASS	NONE	1			X							
13	MW-16 @ 30	9/18/96	0900	SOIL	GLASS	NONE	1			X							
14	MW-16 @ 40	9/18/96	0915	SOIL	GLASS	NONE	1			X							
15	MW-16 @ 50	9/18/96	0945	SOIL	GLASS	NONE	1			X							
16	MW-16 @ 60	9/18/96	1020	SOIL	GLASS	NONE	2	X	X	X	(P)						
17	PIT 3-2 @ 5	9/18/96	1150	SOIL	GLASS	NONE	2	X	X								
18	PIT 3-2 @ 30	9/18/96	1250	SOIL	GLASS	NONE	2	X	X								

SAMPLER: Clancy Pigman
SHIPMENT METHOD: Fed ex
AIRBILL NO.: 6725568006

REQUIRED TURNAROUND:* [ ] SAME DAY [ ] 24 HOURS [ ] 48 HOURS [ ] 72 HOURS [ ] 5 DAYS [ ] 10 DAYS [X] ROUTINE OTHER

RELINQUISHED BY:	DATE	RECEIVED BY:	DATE
SIGNATURE: Clancy Pigman	9/18/96	SIGNATURE:	
PRINTED NAME/COMPANY: CLANCY PIGMAN / DBS&A	TIME 1600	PRINTED NAME/COMPANY:	TIME
SIGNATURE: [illegible] Worthington	9/19/96	SIGNATURE:	
PRINTED NAME/COMPANY: CORE	TIME 0835	PRINTED NAME/COMPANY:	TIME

RUSH TURNAROUND MAY REQUIRE SURCHARGE

Anaheim, CA 1389 E. Gene Autry Way Anaheim, CA 92805 (714) 687-1600 Fax (714) 687-1170
Aurora, CO 10703 E. Bethany Drive Aurora, CO 80014 (303) 751-1780 Fax (303) 751-1784
Casper, WY 400 W. First Street Casper, WY 82601 (307) 265-1688 Fax (307) 265-1676
Corpus Christi, TX 1733 N. Padre Island Drive Corpus Christi, TX 78408 (512) 289-2673 Fax (512) 289-3471
Edison, NJ 354 Raritan Center Parkway Edison, NJ 08837 (908) 225-6700 Fax (908) 225-6777
Houston, TX (Sw) 6310 Rodeway Drive Houston, TX 77049 (713) 660-4444 Fax (713) 660-0646
Houston, TX (Nw) 3210 Mercer Road Houston, TX 77027 (713) 840-9600 Fax (713) 840-0646
Indianapolis, IN 7726 Moller Road Indianapolis, IN 46268 (317) 875-5894 Fax (317) 872-6189
Lake Charles, LA 3645 Ernest Lykes Lake Charles, LA 70605 (318) 583-3000 Fax (318) 583-4829
Long Beach, CA 3700 Cherry Avenue Long Beach, CA 90807 (310) 595-5401 Fax (310) 427-5174
Tampa, FL 5460 Beaumont Center Blvd. Tampa, FL 33634 (813) 884-3282 Fax (813) 885-4868
Valparaiso, IN 3400 Cumberland Drive Valparaiso, IN 46383 (219) 464-5388 Fax (219) 465-0888

CORE LABORATORIES

Sample Delivery Group Narrative

November 18, 1996

Customer: Daniel B. Stevens and Associates
Project: 6033.3 ENRON-ROSWELL
Core Laboratories Project Number: 962585

During the analysis and subsequent data review, it was noted that the method duplicate on sample 962585-001 (SVE-3 @ 35') for zinc was slightly outside of the normal acceptance limits for method duplicates. Upon review of the data, no definitive answer was found to explain the variance although a nonhomogeneous sample matrix is suspected to be a contributing factor. Under a normal CLP reporting format, this zinc value and all associated zinc values would be flagged with an "*" on the final report.

Linda L. Benkers
QA/QC Coordinator

Timothy L. Kellogg
Laboratory Supervisor

The analytical results, opinions or interpretations contained in this report are based upon information and material supplied by the client for whose exclusive and confidential use this report has been made. The analytical results, opinions or interpretations expressed represent the best judgment of Core Laboratories. Core Laboratories, however, makes no warranty or representation, express or implied, of any type, and expressly disclaims same as to the productivity, proper operations or profitableness of any oil, gas or other mineral property, owned or land in connection with which such report is used or relied upon for any reason whatsoever. This report shall not be reproduced, in whole or in part, without the written approval of Core Laboratories.

CORE LABORATORIES

SAMPLE INFORMATION
Date: 11/18/96

Job Number.: 962585
Customer ..: Daniel B. Stephens & Associates
Attn.....: Bob Marley

Project Number.....: 96000156
Customer Project ID....: 6033.3 ENRON-ROSWELL
Project Description....: DB Stevens/Enron

Laboratory Sample ID	Customer Sample ID	Sample Matrix	Date Sampled	Time Sampled	Date Received	Time Received
962585-1	SVE-3 @ 35'	Soil	09/16/96	09:40	09/19/96	08:35
962585-2	SVE-3 @ 55'	Soil	09/16/96	10:55	09/19/96	08:35
962585-8	MW-11 @ 60'	Soil	09/16/96	17:30	09/19/96	08:35
962585-9	SVE-2 @ 30'	Soil	09/17/96	12:20	09/19/96	08:35
962585-10	SVE-2 @ 60'	Soil	09/17/96	13:30	09/19/96	08:35
962585-16	MW-16 @ 60'	Soil	09/18/96	10:10	09/19/96	08:35
962585-17	PIT3-2 @ 5'	Soil	09/18/96	11:50	09/19/96	08:35
962585-18	PIT3-2 @ 30'	Soil	09/18/96	12:50	09/19/96	08:35

The analytical results, opinions or interpretations contained in this report are based upon information and material supplied by the client for whose exclusive and confidential use this report has been made. The analytical results, opinions or interpretations expressed represent the best judgment of Core Laboratories. Core Laboratories, however, makes no warranty or representation, express or implied, of any type, and expressly disclaims same as to the productivity, proper operations or profitableness of any oil, gas, or other mineral, property, well, or sand in connection with which such report is used or relied upon for any reason whatsoever. This report shall not be reproduced, in whole or in part, without the written approval of Core Laboratories.

CORE LABORATORIES

LABORATORY TEST RESULTS

Job Number: 962585

Date: 11/18/96

CUSTOMER: Daniel B. Stephens & Associates PROJECT: 6033.3 ENRON-ROSWELL ATTN: Bob Marley

Customer Sample ID: SVE-3 @ 35'
Date Sampled.....: 09/16/96
Time Sampled.....: 09:40
Sample Matrix.....: Soil

Laboratory Sample ID: 962585-1
Date Received.....: 09/19/96
Time Received.....: 08:35

TEST METHOD	PARAMETER/TEST DESCRIPTION	SAMPLE RESULT	REPORTING LIMIT	UNITS	DATE	TECH
SW-846 3050	Acid Digestion: Solids, Solid	Complete			09/24/96	lmt
SW-846 6010A	Arsenic (As), Solid	<5	5	mg/Kg	09/27/96	gag
SW-846 6010A	Barium (Ba), Solid	185	1	mg/Kg	09/27/96	gag
SW-846 6010A	Cadmium (Cd), Solid	<0.5	0.5	mg/Kg	09/27/96	gag
SW-846 6010A	Chromium (Cr), Solid	7	1	mg/Kg	09/27/96	gag
SW-846 6010A	Copper (Cu), Solid	7	1	mg/Kg	09/27/96	gag
SW-846 6010A	Lead (Pb), Solid	5	5	mg/Kg	09/27/96	gag
SW-846 7471	Mercury (Hg), Solid	<0.10	0.10	mg/Kg	09/27/96	lmt
SW-846 6010A	Selenium (Se), Solid	<10	10	mg/Kg	09/27/96	gag
SW-846 6010A	Silver (Ag), Solid	<1	1	mg/Kg	09/27/96	gag
SW-846 6010A	Zinc (Zn), Solid	25	1	mg/Kg	09/27/96	gag

The analytical results, opinions or interpretations contained in this report are based upon information and material supplied by the client for whose exclusive and confidential use this report has been made. The analytical results, opinions or interpretations expressed represent the best judgment of Core Laboratories. Core Laboratories, however, makes no warranty or representation, express or implied, of any type, and expressly disclaims same as to the productivity, proper operations or profitableness of any oil, gas or other mineral well or sand in connection with which such report is used or relied upon for any reason whatsoever. This report shall not be reproduced in whole or in part, without the written approval of Core Laboratories.

CORE LABORATORIES

LABORATORY TEST RESULTS

Job Number: 962585 Date: 11/18/96

CUSTOMER: Daniel B. Stephens & Associates PROJECT: 6033.3 ENRON-ROSWELL ATTN: Bob Marley

Customer Sample ID: SVE-3 @ 55'
Date Sampled.....: 09/16/96
Time Sampled.....: 10:55
Sample Matrix.....: Soil

Laboratory Sample ID: 962585-2
Date Received.....: 09/19/96
Time Received.....: 08:35

TEST METHOD	PARAMETER/TEST DESCRIPTION	SAMPLE RESULT	REPORTING LIMIT	UNITS	DATE	TECH
SW-846 3050	Acid Digestion: Solids, Solid	Complete			09/24/96	lmt
SW-846 6010A	Arsenic (As), Solid	6	5	mg/Kg	09/27/96	gag
SW-846 6010A	Barium (Ba), Solid	216	1	mg/Kg	09/27/96	gag
SW-846 6010A	Cadmium (Cd), Solid	<0.5	0.5	mg/Kg	09/27/96	gag
SW-846 6010A	Chromium (Cr), Solid	12	1	mg/Kg	09/27/96	gag
SW-846 6010A	Copper (Cu), Solid	12	1	mg/Kg	09/27/96	gag
SW-846 6010A	Lead (Pb), Solid	10	5	mg/Kg	09/27/96	gag
SW-846 7471	Mercury (Hg), Solid	<0.10	0.10	mg/Kg	09/27/96	lmt
SW-846 6010A	Selenium (Se), Solid	<10	10	mg/Kg	09/27/96	gag
SW-846 6010A	Silver (Ag), Solid	<1	1	mg/Kg	09/27/96	gag
SW-846 6010A	Zinc (Zn), Solid	46	1	mg/Kg	09/27/96	gag

The analytical results, opinions or interpretations contained in this report are based upon information and material supplied by the client for whose exclusive and confidential use this report has been made. The analytical results, opinions or interpretations expressed represent the best judgment of Core Laboratories. Core Laboratories, however, makes no warranty or representation, express or implied, of any type, and expressly disclaims same as to the productivity, proper operations or profitableness of any oil, gas, mineral or other property, well or land in connection with which such report is used or relied upon for any reason whatsoever. This report shall not be reproduced, in whole or in part, without the written approval of Core Laboratories.

CORE LABORATORIES

LABORATORY TEST RESULTS

Job Number: 962585 Date: 11/18/96

CUSTOMER: Daniel B. Stephens & Associates PROJECT: 6033.3 ENRON-ROSWELL ATTN: Bob Marley

Customer Sample ID: MW-11 @ 60'
Date Sampled.....: 09/16/96
Time Sampled.....: 17:30
Sample Matrix.....: Soil

Laboratory Sample ID: 962585-8
Date Received.....: 09/19/96
Time Received.....: 08:35

TEST METHOD	PARAMETER/TEST DESCRIPTION	SAMPLE RESULT	REPORTING LIMIT	UNITS	DATE	TECH
SW-846 3050	Acid Digestion: Solids, Solid	Complete			09/24/96	lmt
SW-846 6010A	Arsenic (As), Solid	6	5	mg/Kg	09/27/96	gag
SW-846 6010A	Barium (Ba), Solid	59	1	mg/Kg	09/27/96	gag
SW-846 6010A	Cadmium (Cd), Solid	0.5	0.5	mg/Kg	09/27/96	gag
SW-846 6010A	Chromium (Cr), Solid	14	1	mg/Kg	09/27/96	gag
SW-846 6010A	Copper (Cu), Solid	14	1	mg/Kg	09/27/96	gag
SW-846 6010A	Lead (Pb), Solid	16	5	mg/Kg	09/27/96	gag
SW-846 7471	Mercury (Hg), Solid	<0.10	0.10	mg/Kg	09/27/96	lmt
SW-846 6010A	Selenium (Se), Solid	<10	10	mg/Kg	09/27/96	gag
SW-846 6010A	Silver (Ag), Solid	<1	1	mg/Kg	09/27/96	gag
SW-846 6010A	Zinc (Zn), Solid	50	1	mg/Kg	09/27/96	gag

The analytical results, opinions or interpretations contained in this report are based upon information and material supplied by the client for whose exclusive and confidential use this report has been made. The analytical results, opinions or interpretations expressed represent the best judgment of Core Laboratories. Core Laboratories, however, makes no warranty or representation, express or implied, of any type, and expressly disclaims same as to the productivity, proper operations or profitableness of any oil, gas or other mineral property, well or sand in connection with which such report is used or relied upon for any reason whatsoever. This report shall not be reproduced, in whole or in part, without the written approval of Core Laboratories

CORE LABORATORIES

LABORATORY TEST RESULTS

Job Number: 962585 Date: 11/18/96

CUSTOMER: Daniel B. Stephens & Associates PROJECT: 6033.3 ENRON-ROSWELL ATTN: Bob Marley

Customer Sample ID: SVE-2 @ 30'
Date Sampled.....: 09/17/96
Time Sampled.....: 12:20
Sample Matrix.....: Soil

Laboratory Sample ID: 962585-9
Date Received.....: 09/19/96
Time Received.....: 08:35

TEST METHOD	PARAMETER/TEST DESCRIPTION	SAMPLE RESULT	REPORTING LIMIT	UNITS	DATE	TECH
SW-846 3050	Acid Digestion: Solids, Solid	Complete			09/24/96	lmt
SW-846 6010A	Arsenic (As), Solid	5	5	mg/Kg	09/27/96	gag
SW-846 6010A	Barium (Ba), Solid	250	1	mg/Kg	09/27/96	gag
SW-846 6010A	Cadmium (Cd), Solid	<0.5	0.5	mg/Kg	09/27/96	gag
SW-846 6010A	Chromium (Cr), Solid	9	1	mg/Kg	09/27/96	gag
SW-846 6010A	Copper (Cu), Solid	10	1	mg/Kg	09/27/96	gag
SW-846 6010A	Lead (Pb), Solid	7	5	mg/Kg	09/27/96	gag
SW-846 7471	Mercury (Hg), Solid	<0.10	0.10	mg/Kg	09/27/96	lmt
SW-846 6010A	Selenium (Se), Solid	<10	10	mg/Kg	09/27/96	gag
SW-846 6010A	Silver (Ag), Solid	<1	1	mg/Kg	09/27/96	gag
SW-846 6010A	Zinc (Zn), Solid	34	1	mg/Kg	09/27/96	gag

The analytical results, opinions or interpretations contained in this report are based upon information and material supplied by the client for whose exclusive and confidential use this report has been made. The analytical results, opinions or interpretations expressed represent the best judgment of Core Laboratories. Core Laboratories, however, makes no warranty or representation, express or implied, of any type, and expressly disclaims same as to the productivity, proper operations or profitableness of any oil, gas, coal or other mineral property, which said in connection with which such report is used or relied upon for any reason whatsoever. This report shall not be reproduced, in whole or in part, without the written approval of Core Laboratories.

CORE LABORATORIES

LABORATORY TEST RESULTS

Job Number: 962585

Date: 11/18/96

CUSTOMER: Daniel B. Stephens & Associates PROJECT: 6033.3 ENRON-ROSWELL ATTN: Bob Marley

Customer Sample ID: SVE-2 @ 60'
Date Sampled.....: 09/17/96
Time Sampled.....: 13:30
Sample Matrix.....: Soil

Laboratory Sample ID: 962585-10
Date Received.....: 09/19/96
Time Received.....: 08:35

TEST METHOD	PARAMETER/TEST DESCRIPTION	SAMPLE RESULT	REPORTING LIMIT	UNITS	DATE	TECH
SW-846 3050	Acid Digestion: Solids, Solid	Complete			09/24/96	lmt
SW-846 6010A	Arsenic (As), Solid	6	5	mg/Kg	09/27/96	gag
SW-846 6010A	Barium (Ba), Solid	203	1	mg/Kg	09/27/96	gag
SW-846 6010A	Cadmium (Cd), Solid	0.6	0.5	mg/Kg	09/27/96	gag
SW-846 6010A	Chromium (Cr), Solid	19	1	mg/Kg	09/27/96	gag
SW-846 6010A	Copper (Cu), Solid	16	1	mg/Kg	09/27/96	gag
SW-846 6010A	Lead (Pb), Solid	11	5	mg/Kg	09/27/96	gag
SW-846 7471	Mercury (Hg), Solid	<0.10	0.10	mg/Kg	09/27/96	lmt
SW-846 6010A	Selenium (Se), Solid	<10	10	mg/Kg	09/27/96	gag
SW-846 6010A	Silver (Ag), Solid	<1	1	mg/Kg	09/27/96	gag
SW-846 6010A	Zinc (Zn), Solid	51	1	mg/Kg	09/27/96	gag

The analytical results, opinions or interpretations contained in this report are based upon information and material supplied by the client for whose exclusive and confidential use this report has been made. The analytical results, opinions or interpretations represent the best judgment of Core Laboratories. Core Laboratories, however, makes no warranty or representation, express or implied, of any type, and expressly disclaims same as to the productivity, proper operations or profitableness of any oil, gas or other mineral well or sand in connection with which such report is used or relied upon for any reason whatsoever. This report shall not be reproduced, in whole or in part, without the written approval of Core Laboratories.

CORE LABORATORIES

LABORATORY TEST RESULTS

Job Number: 962585 Date: 11/18/96

CUSTOMER: Daniel B. Stephens & Associates PROJECT: 6033.3 ENRON-ROSWELL ATTN: Bob Marley

Customer Sample ID: MW-16 @ 60'
Date Sampled.....: 09/18/96
Time Sampled.....: 10:10
Sample Matrix.....: Soil

Laboratory Sample ID: 962585-16
Date Received.....: 09/19/96
Time Received.....: 08:35

TEST METHOD	PARAMETER/TEST DESCRIPTION	SAMPLE RESULT	REPORTING LIMIT	UNITS	DATE	TECH
SW-846 3050	Acid Digestion: Solids, Solid	Complete			09/24/96	lmt
SW-846 6010A	Arsenic (As), Solid	<5	5	mg/Kg	09/27/96	gag
SW-846 6010A	Barium (Ba), Solid	87	1	mg/Kg	09/27/96	gag
SW-846 6010A	Cadmium (Cd), Solid	<0.5	0.5	mg/Kg	09/27/96	gag
SW-846 6010A	Chromium (Cr), Solid	3	1	mg/Kg	09/27/96	gag
SW-846 6010A	Copper (Cu), Solid	3	1	mg/Kg	09/27/96	gag
SW-846 6010A	Lead (Pb), Solid	<5	5	mg/Kg	09/27/96	gag
SW-846 7471	Mercury (Hg), Solid	<0.10	0.10	mg/Kg	09/27/96	lmt
SW-846 6010A	Selenium (Se), Solid	<10	10	mg/Kg	09/27/96	gag
SW-846 6010A	Silver (Ag), Solid	<1	1	mg/Kg	09/27/96	gag
SW-846 6010A	Zinc (Zn), Solid	13	1	mg/Kg	09/27/96	gag

The analytical results, opinions or interpretations contained in this report are based upon information and material supplied by the client for whose exclusive and confidential use this report has been made. The analytical results, opinions or interpretations expressed represent the best judgment of Core Laboratories. Core Laboratories, however, makes no warranty or representation, express or implied, of any type, and expressly disclaims same as to the productivity, proper operations or profitableness of any oil, gas, coal or other mineral property, well or sand in connection with which such report is used or relied upon for any reason whatsoever. This report shall not be reproduced, in whole or in part, without the written approval of Core Laboratories.

CORE LABORATORIES

LABORATORY TEST RESULTS

Job Number: 962585 Date: 11/18/96

CUSTOMER: Daniel B. Stephens & Associates PROJECT: 6033.3 ENRON-ROSWELL ATTN: Bob Marley

Customer Sample ID: PIT3-2 @ 5'
Date Sampled.....: 09/18/96
Time Sampled.....: 11:50
Sample Matrix.....: Soil

Laboratory Sample ID: 962585-17
Date Received.....: 09/19/96
Time Received.....: 08:35

TEST METHOD	PARAMETER/TEST DESCRIPTION	SAMPLE RESULT	REPORTING LIMIT	UNITS	DATE	TECH
SW-846 3050	Acid Digestion: Solids, Solid	Complete			09/24/96	lmt
SW-846 6010A	Arsenic (As), Solid	<5	5	mg/Kg	09/27/96	gag
SW-846 6010A	Barium (Ba), Solid	209	1	mg/Kg	09/27/96	gag
SW-846 6010A	Cadmium (Cd), Solid	<0.5	0.5	mg/Kg	09/27/96	gag
SW-846 6010A	Chromium (Cr), Solid	2	1	mg/Kg	09/27/96	gag
SW-846 6010A	Copper (Cu), Solid	2	1	mg/Kg	09/27/96	gag
SW-846 6010A	Lead (Pb), Solid	<5	5	mg/Kg	09/27/96	gag
SW-846 7471	Mercury (Hg), Solid	<0.10	0.10	mg/Kg	09/27/96	lmt
SW-846 6010A	Selenium (Se), Solid	<10	10	mg/Kg	09/27/96	gag
SW-846 6010A	Silver (Ag), Solid	<1	1	mg/Kg	09/27/96	gag
SW-846 6010A	Zinc (Zn), Solid	6	1	mg/Kg	09/27/96	gag

The analytical results, opinions or interpretations contained in this report are based upon information and material supplied by the client for whose exclusive and confidential use this report has been made. The analytical results, opinions or interpretations expressed represent the best judgment of Core Laboratories. Core Laboratories, however, makes no warranty or representation, express or implied, of any type, and expressly disclaims same as to the productivity, proper operations or profitableness of any oil, gas or other mineral property, well or sand in connection with which such report is used or relied upon for any reason whatsoever. This report shall not be reproduced, in whole or in part, without the written approval of Core Laboratories.

CORE LABORATORIES

LABORATORY TEST RESULTS

Job Number: 962585 Date: 11/18/96

CUSTOMER: Daniel B. Stephens & Associates PROJECT: 6033.3 ENRON-ROSWELL ATTN: Bob Marley

Customer Sample ID: PIT3-2 @ 30'
Date Sampled.....: 09/18/96
Time Sampled.....: 12:50
Sample Matrix.....: Soil

Laboratory Sample ID: 962585-18
Date Received.....: 09/19/96
Time Received.....: 08:35

TEST METHOD	PARAMETER/TEST DESCRIPTION	SAMPLE RESULT	REPORTING LIMIT	UNITS	DATE	TECH
SW-846 3050	Acid Digestion: Solids, Solid	Complete			09/24/96	lmt
SW-846 6010A	Arsenic (As), Solid	<5	5	mg/Kg	09/27/96	gag
SW-846 6010A	Barium (Ba), Solid	17	1	mg/Kg	09/27/96	gag
SW-846 6010A	Cadmium (Cd), Solid	<0.5	0.5	mg/Kg	09/27/96	gag
SW-846 6010A	Chromium (Cr), Solid	2	1	mg/Kg	09/27/96	gag
SW-846 6010A	Copper (Cu), Solid	3	1	mg/Kg	09/27/96	gag
SW-846 6010A	Lead (Pb), Solid	<5	5	mg/Kg	09/27/96	gag
SW-846 7471	Mercury (Hg), Solid	<0.10	0.10	mg/Kg	09/27/96	lmt
SW-846 6010A	Selenium (Se), Solid	<10	10	mg/Kg	09/27/96	gag
SW-846 6010A	Silver (Ag), Solid	<1	1	mg/Kg	09/27/96	gag
SW-846 6010A	Zinc (Zn), Solid	8	1	mg/Kg	09/27/96	gag

The analytical results, opinions or interpretations contained in this report are based upon information and material supplied by the client for whose exclusive and confidential use this report has been made. The analytical results, opinions or interpretations expressed represent the best judgment of Core Laboratories. Core Laboratories, however, makes no warranty or representation, express or implied, of any type, and expressly disclaims same as to the productivity, proper operations or profitableness of any oil, gas or other mineral, property, well or sand in connection with which such report is used or relied upon for any reason whatsoever. This report shall not be reproduced, in whole or in part, without the written approval of Core Laboratories.

CORE LABORATORIES

QUALITY CONTROL RESULTS

Job Number: 962585 Date: 11/18/96

CUSTOMER: Daniel B. Stephens & Associates PROJECT: 6033.3 ENRON-ROSWELL ATTN: Bob Marley

Test Method.....: SW-846 6010A
Method Description.: Metals Analysis (ICAP)
Parameter.....: Arsenic (As)
Batch.....: 13816
Reporting Limit...: 0.01
Units.....: mg/L
Analyst...: gag

QC	Lab ID	Reagent	QC Result	QC Result	True Value	Orig. Value	Calc. Result	Units	Date/Time
ICV		960429Z	2.08329		2.00		104.2	% REC	09/27/96 1131
ICB		960614M	-0.00015						09/27/96 1313
ISB		960630H	1.02717		1.000		102.7	% REC	09/27/96 1322
CRI		960702Z	0.00118		0.002500		47.2	% REC	09/27/96 1330
MB		0927	-0.00485						09/27/96 1335
LCS		960097	0.79927		0.754		106.0	% REC	09/27/96 1337
MS	962524-1	960917G	0.99602		1.000	0.06416	93.2	% REC	09/27/96 1342
MSD	962524-1	960917G	1.04053	0.99602	1.000	0.06416	97.6	% REC	09/27/96 1344
							4.4	RPD	
MD	962524-2		0.06896			0.06521	5.6	RPD	09/27/96 1349
CCV		960821N	2.50965		2.5		100.4	% REC	09/27/96 1400
CCB		960614M	-0.00372						09/27/96 1415
SD	962524-3		0.01175			0.06987		% Diff.	09/27/96 1422
CRI		960702Z	-0.00308		0.002500		-123.2	% REC	09/27/96 1427
ISB		960630H	1.05158		1.000		105.2	% REC	09/27/96 1431
CCV		960821N	2.50944		2.5		100.4	% REC	09/27/96 1437
CCB		960614M	0.00231						09/27/96 1443
MD	962585-1		0.03995			0.04525	0.00530	ABS Diff.	09/27/96 1514
MS	962585-2	960917G	1.03331		1.000	0.05696	97.6	% REC	09/27/96 1520
CCV		960821N	2.54171		2.5		101.7	% REC	09/27/96 1529
CCB		960614M	-0.00186						09/27/96 1535
MB		0927	0.00116						09/27/96 1543
LCS		960097	0.75426		0.754		100.0	% REC	09/27/96 1547
CCV		960821N	2.54945		2.5		102.0	% REC	09/27/96 1617
CCB		960614M	-0.00306						09/27/96 1625
CCV		960821N	2.56320		2.5		102.5	% REC	09/27/96 1656
CCB		960614M	0.00426						09/27/96 1703
ISB		960630H	1.03396		1.000		103.4	% REC	09/27/96 1714
CCV		960821N	2.54761		2.5		101.9	% REC	09/27/96 1719
CCB		960614M	0.00082						09/27/96 1723

Test Method.....: SW-846 6010A
Method Description.: Metals Analysis (ICAP)
Parameter.....: Barium (Ba)
Batch.....: 13816
Reporting Limit...: 0.001
Units.....: mg/L
Analyst...: gag

QC	Lab ID	Reagent	QC Result	QC Result	True Value	Orig. Value	Calc. Result	Units	Date/Time
ICV		960725M	1.04853		1.00		104.9	% REC	09/27/96 1139
ICB		960614M	0.00023						09/27/96 1313
ISB		960630H	0.58069		0.5000		116.1	% REC	09/27/96 1322
CRI		960702Z	0.00610		0.005000		122.0	% REC	09/27/96 1330
MB		0927	0.00011						09/27/96 1335
LCS		960097	1.09320		1.06		103.1	% REC	09/27/96 1337
MD	962524-2		0.91622			0.90746	1.0	RPD	09/27/96 1349
CCV		960821N	5.17452		5.0		103.5	% REC	09/27/96 1400
CCB		960614M	0.00034						09/27/96 1415
SD	962524-3		0.13633			0.71228	4.3	% Diff.	09/27/96 1422
CRI		960702Z	0.00609		0.005000		121.8	% REC	09/27/96 1427
ISB		960630H	0.59111		0.5000		118.2	% REC	09/27/96 1431
CCV		960821N	5.15800		5.0		103.2	% REC	09/27/96 1437
CCB		960614M	0.00092						09/27/96 1443
MD	962585-1		1.94848			1.87131	4.0	RPD	09/27/96 1514

The analytical results, opinions or interpretations contained in this report are based upon information and material supplied by the client for whose exclusive and confidential use this report has been made. The analytical results, opinions or interpretations expressed represent the best judgment of Core Laboratories. Core Laboratories, however, makes no warranty or representation, express or implied, of any type, and expressly disclaims same as to the productivity, proper operations or profitableness of any oil, gas or other mineral, property, well, mine or concern in which such report is used or relied upon for any reason whatsoever. This report shall not be reproduced, in whole or in part, without the written approval of Core Laboratories.

CORE LABORATORIES

QUALITY CONTROL RESULTS

Job Number: 962585 Date: 11/18/96

CUSTOMER: Daniel B. Stephens & Associates PROJECT: 6033.3 ENRON-ROSWELL ATTN: Bob Marley

Test Method.....: SW-846 6010A
Method Description.: Metals Analysis (ICAP)
Parameter.....: Barium (Ba)
Batch.....: 13816
Reporting Limit...: 0.001
Units.....: mg/L
Analyst...: gag

QC	Lab ID	Reagent	QC Result	QC Result	True Value	Orig. Value	Calc. Result	Units	Date/Time
MS	962585-2	960917G	3.28408		1.000	2.15656	112.8	% REC	09/27/96 1520
CCV		960821N	5.18664		5.0		103.7	% REC	09/27/96 1529
CCB		960614M	0.00045						09/27/96 1535
MB		0927	0.00022						09/27/96 1543
LCS		960097	1.02818		1.06		97.0	% REC	09/27/96 1547
CCV		960821N	5.22753		5.0		104.6	% REC	09/27/96 1617
CCB		960614M	0.00046						09/27/96 1625
CCV		960821N	5.20801		5.0		104.2	% REC	09/27/96 1656
CCB		960614M	-0.00057						09/27/96 1703
ISB		960630H	0.57541		0.5000		115.1	% REC	09/27/96 1714
CCV		960821N	5.20570		5.0		104.1	% REC	09/27/96 1719
CCB		960614M	0.00057						09/27/96 1723

Test Method.....: SW-846 6010A
Method Description.: Metals Analysis (ICAP)
Parameter.....: Cadmium (Cd)
Batch.....: 13816
Reporting Limit...: 0.0005
Units.....: mg/L
Analyst...: gag

QC	Lab ID	Reagent	QC Result	QC Result	True Value	Orig. Value	Calc. Result	Units	Date/Time
ICV		960429Z	2.01820		2.00		100.9	% REC	09/27/96 1131
ICB		960614M	0.00023						09/27/96 1313
ISB		960630H	1.01038		1.000		101.0	% REC	09/27/96 1322
CRI		960702Z	0.00011		0.000500		22.0	% REC	09/27/96 1330
MB		0927	-0.00023						09/27/96 1335
LCS		960097	0.46084		0.454		101.5	% REC	09/27/96 1337
MS	962524-1	960917G	0.92801		1.000	0.00471	92.3	% REC	09/27/96 1342
MSD	962524-1	960917G	0.96183	0.92801	1.000	0.00471	95.7	% REC	09/27/96 1344
							3.6	RPD	
MD	962524-2		0.00508			0.00496	2.4	RPD	09/27/96 1349
CCV		960821N	0.97299		1.0		97.3	% REC	09/27/96 1400
CCB		960614M	-0.00036						09/27/96 1415
SD	962524-3		0.00056			0.00520		% Diff.	09/27/96 1422
CRI		960702Z	-0.00000		0.000500		0.0	% REC	09/27/96 1427
ISB		960630H	1.03789		1.000		103.8	% REC	09/27/96 1431
CCV		960821N	0.97846		1.0		97.8	% REC	09/27/96 1437
CCB		960614M	-0.00023						09/27/96 1443
MD	962585-1		0.00255			0.00299	15.9	RPD	09/27/96 1514
MS	962585-2	960917G	0.98180		1.000	0.00464	97.7	% REC	09/27/96 1520
CCV		960821N	0.98463		1.0		98.5	% REC	09/27/96 1529
CCB		960614M	-0.00007						09/27/96 1535
MB		0927	-0.00012						09/27/96 1543
LCS		960097	0.40844		0.454		90.0	% REC	09/27/96 1547
CCV		960821N	0.99919		1.0		99.9	% REC	09/27/96 1617
CCB		960614M	0.00030						09/27/96 1625
CCV		960821N	0.99723		1.0		99.7	% REC	09/27/96 1656
CCB		960614M	-0.00011						09/27/96 1703
ISB		960630H	1.01188		1.000		101.2	% REC	09/27/96 1714
CCV		960821N	1.00241		1.0		100.2	% REC	09/27/96 1719
CCB		960614M	0.00008						09/27/96 1723

The analytical results, opinions or interpretations contained in this report are based upon information and material supplied by the client for whose exclusive and confidential use this report has been made. The analytical results, opinions or interpretations expressed represent the best judgment of Core Laboratories. Core Laboratories, however, makes no warranty or representation, express or implied, of any type, and expressly disclaims same as to the productivity, proper operations or profitableness of any oil, gas or other mineral, property, or field in connection with which such report is used or relied upon for any reason whatsoever. This report shall not be reproduced, in whole or in part, without the written approval of Core Laboratories.

CORE LABORATORIES

QUALITY CONTROL RESULTS

Job Number: 962585 Date: 11/18/96

CUSTOMER: Daniel B. Stephens & Associates PROJECT: 6033.3 ENRON-ROSWELL ATTN: Bob Marley

Test Method.....: SW-846 6010A
Method Description.: Metals Analysis (ICAP)
Parameter.....: Chromium (Cr)
Batch.....: 13816
Reporting Limit...: 0.005
Units.....: mg/L
Analyst...: gag

QC	Lab ID	Reagent	QC Result	QC Result	True Value	Orig. Value	Calc. Result	Units	Date/Time
ICV		960429Z	1.96086		2.00		98.0	% REC	09/27/96 1131
ICB		960614M	0.00110						09/27/96 1313
ISB		960630H	0.51929		0.5000		103.9	% REC	09/27/96 1322
CRI		960702Z	0.00387		0.002500		154.8	% REC	09/27/96 1330
MB		0927	-0.00027						09/27/96 1335
LCS		960097	0.66785		0.71		94.1	% REC	09/27/96 1337
MS	962524-1	960917G	1.12288		1.000	0.15558	96.7	% REC	09/27/96 1342
MSD	962524-1	960917G	1.17757	1.12288	1.000	0.15558	102.2	% REC	09/27/96 1344
							4.8	RPD	
MD	962524-2		0.14231			0.13586	4.6	RPD	09/27/96 1349
CCV		960821N	2.50689		2.5		100.3	% REC	09/27/96 1400
CCB		960614M	0.00117						09/27/96 1415
SD	962524-3		0.02642			0.12342	-7.0	% Diff.	09/27/96 1422
CRI		960702Z	0.00204		0.002500		81.6	% REC	09/27/96 1427
ISB		960630H	0.56652		0.5000		113.3	% REC	09/27/96 1431
CCV		960821N	2.52304		2.5		100.9	% REC	09/27/96 1437
CCB		960614M	0.00000						09/27/96 1443
MD	962585-1		0.05692			0.06689	16.1	RPD	09/27/96 1514
MS	962585-2	960917G	1.20442		1.000	0.12325	108.1	% REC	09/27/96 1520
CCV		960821N	2.53977		2.5		101.6	% REC	09/27/96 1529
CCB		960614M	-0.00000						09/27/96 1535
MB		0927	0.00117						09/27/96 1543
LCS		960097	0.69157		0.71		97.4	% REC	09/27/96 1547
CCV		960821N	2.57016		2.5		102.8	% REC	09/27/96 1617
CCB		960614M	0.00058						09/27/96 1625
CCV		960821N	2.57633		2.5		103.1	% REC	09/27/96 1656
CCB		960614M	-0.00058						09/27/96 1703
ISB		960630H	0.55439		0.5000		110.9	% REC	09/27/96 1714
CCV		960821N	2.57368		2.5		102.9	% REC	09/27/96 1719
CCB		960614M	-0.00117						09/27/96 1723

Test Method.....: SW-846 6010A
Method Description.: Metals Analysis (ICAP)
Parameter.....: Copper (Cu)
Batch.....: 13816
Reporting Limit...: 0.005
Units.....: mg/L
Analyst...: gag

QC	Lab ID	Reagent	QC Result	QC Result	True Value	Orig. Value	Calc. Result	Units	Date/Time
ICV		960429Z	1.98598		2.00		99.3	% REC	09/27/96 1131
ICB		960614M	-0.00028						09/27/96 1313
ISB		960630H	0.59272		0.5000		118.5	% REC	09/27/96 1322
CRI		960702Z	0.00386		0.005000		77.2	% REC	09/27/96 1330
MB		0927	-0.00154						09/27/96 1335
LCS		960097	1.17346		1.12		104.8	% REC	09/27/96 1337
MS	962524-1	960917G	1.24364		1.000	0.09003	115.4	% REC	09/27/96 1342
MSD	962524-1	960917G	1.28427	1.24364	1.000	0.09003	119.4	% REC	09/27/96 1344
							3.2	RPD	
MD	962524-2		0.07745			0.08745	12.1	RPD	09/27/96 1349
CCV		960821N	2.53865		2.5		101.5	% REC	09/27/96 1400
CCB		960614M	-0.00062						09/27/96 1415
SD	962524-3		0.01327			0.07519		% Diff.	09/27/96 1422
CRI		960702Z	0.00266		0.005000		53.2	% REC	09/27/96 1427
ISB		960630H	0.59678		0.5000		119.4	% REC	09/27/96 1431

The analytical results, opinions or interpretations contained in this report are based upon information and material supplied by the client for whose exclusive and confidential use this report has been made. The analytical results, opinions or interpretations expressed represent the best judgment of Core Laboratories. Core Laboratories, however, makes no warranty or representation, express or implied, of any type, and expressly disclaims same as to the productivity, proper operations or profitableness of any oil, gas, or other mineral property, well or sand, in connection with which such report is used or relied upon for any reason whatsoever. This report shall not be reproduced, in whole or in part, without the written approval of Core Laboratories.

CORE LABORATORIES

QUALITY CONTROL RESULTS

Job Number: 962585 Date: 11/18/96

CUSTOMER: Daniel B. Stephens & Associates PROJECT: 6033.3 ENRON-ROSWELL ATTN: Bob Marley

Test Method.....: SW-846 6010A
Method Description.: Metals Analysis (ICAP)
Parameter.....: Copper (Cu)
Batch.....: 13816
Reporting Limit...: 0.005
Units.....: mg/L
Analyst...: gag

QC	Lab ID	Reagent	QC Result	QC Result	True Value	Orig. Value	Calc. Result	Units	Date/Time
CCV		960821N	2.51624		2.5		100.6	% REC	09/27/96 1437
CCB		960614M	-0.00079						09/27/96 1443
MD	962585-1		0.06295			0.06725	6.6	RPD	09/27/96 1514
MS	962585-2	960917G	1.31110		1.000	0.11534	119.6	% REC	09/27/96 1520
CCV		960821N	2.55093		2.5		102.0	% REC	09/27/96 1529
CCB		960614M	0.00096						09/27/96 1535
CCV		960821N	2.54706		2.5		101.9	% REC	09/27/96 1617
CCB		960614M	0.00022						09/27/96 1625
CCV		960821N	2.55277		2.5		102.1	% REC	09/27/96 1656
CCB		960614M	-0.00005						09/27/96 1703
ISB		960630H	0.58388		0.5000		116.8	% REC	09/27/96 1714
CCV		960821N	2.54689		2.5		101.9	% REC	09/27/96 1719
CCB		960614M	-0.00034						09/27/96 1723

Test Method.....: SW-846 6010A
Method Description.: Metals Analysis (ICAP)
Parameter.....: Lead (Pb)
Batch.....: 13816
Reporting Limit...: 0.003
Units.....: mg/L
Analyst...: gag

QC	Lab ID	Reagent	QC Result	QC Result	True Value	Orig. Value	Calc. Result	Units	Date/Time
ICV		960429Z	2.03052		2.00		101.5	% REC	09/27/96 1131
ICB		960614M	0.00039						09/27/96 1313
ISB		960630H	1.08076		1.000		108.1	% REC	09/27/96 1322
CRI		960702Z	0.00045		0.002500		18.0	% REC	09/27/96 1330
MB		0927	0.00178						09/27/96 1335
LCS		960097	0.53934		0.535		100.8	% REC	09/27/96 1337
MS	962524-1	960917G	1.14576		1.000	0.12360	102.2	% REC	09/27/96 1342
MSD	962524-1	960917G	1.15462	1.14576	1.000	0.12360	103.1	% REC	09/27/96 1344
							0.8	RPD	
MD	962524-2		0.12776			0.12510	2.1	RPD	09/27/96 1349
CCV		960821N	0.98309		1.0		98.3	% REC	09/27/96 1400
CCB		960614M	0.00247						09/27/96 1415
SD	962524-3		0.02898			0.14046		% Diff.	09/27/96 1422
CRI		960702Z	0.00439		0.002500		175.6	% REC	09/27/96 1427
ISB		960630H	1.12534		1.000		112.5	% REC	09/27/96 1431
CCV		960821N	0.99798		1.0		99.8	% REC	09/27/96 1437
CCB		960614M	0.00118						09/27/96 1443
MD	962585-1		0.05820			0.05549	4.8	RPD	09/27/96 1514
MS	962585-2	960917G	1.15662		1.000	0.09725	105.9	% REC	09/27/96 1520
CCV		960821N	1.00240		1.0		100.2	% REC	09/27/96 1529
CCB		960614M	0.00225						09/27/96 1535
MB		0927	-0.00104						09/27/96 1543
LCS		960097	0.54539		0.535		101.9	% REC	09/27/96 1547
CCV		960821N	1.01656		1.0		101.7	% REC	09/27/96 1617
CCB		960614M	-0.00003						09/27/96 1625
CCV		960821N	1.01773		1.0		101.8	% REC	09/27/96 1656
CCB		960614M	-0.00189						09/27/96 1703
ISB		960630H	1.10445		1.000		110.4	% REC	09/27/96 1714
CCV		960821N	1.01542		1.0		101.5	% REC	09/27/96 1719
CCB		960614M	0.00029						09/27/96 1723

The analytical results, opinions or interpretations contained in this report are based upon information and material supplied by the client for whose exclusive and confidential use this report has been made. The analytical results, opinions or interpretations expressed represent the best judgment of Core Laboratories. Core Laboratories, however, makes no warranty or representation, express or implied, of any type, and expressly disclaims same as to the productivity, proper operations or profitableness of any oil, gas or other mineral, property, well or sand in connection with which such report is used or relied upon for any reason whatsoever. This report shall not be reproduced, in whole or in part, without the written approval of Core Laboratories

CORE LABORATORIES

QUALITY CONTROL RESULTS

Job Number: 962585 Date: 11/18/96

CUSTOMER: Daniel B. Stephens & Associates PROJECT: 6033.3 ENRON-ROSWELL ATTN: Bob Marley

Test Method.....: SW-846 6010A
Method Description.: Metals Analysis (ICAP)
Parameter.....: Selenium (Se)
Batch.....: 13816
Reporting Limit...: 0.01
Units.....: mg/L
Analyst...: gag

QC	Lab ID	Reagent	QC Result	QC Result	True Value	Orig. Value	Calc. Result	Units	Date/Time
ICV		960429Z	2.08901		2.00		104.5	% REC	09/27/96 1131
ICB		960614M	0.00623						09/27/96 1313
ISB		960630H	1.12223		1.000		112.2	% REC	09/27/96 1322
CRI		960702Z	0.01146		0.002500		458.4	% REC	09/27/96 1330
MB		0927	0.00155						09/27/96 1335
LCS		960097	0.72240		0.723		99.9	% REC	09/27/96 1337
MS	962524-1	960917G	0.97673		1.000	0.01875	95.8	% REC	09/27/96 1342
MSD	962524-1	960917G	0.99081	0.97673	1.000	0.01875	97.2	% REC	09/27/96 1344
							1.4	RPD	
MD	962524-2		0.02415			0.02615	0.00200	ABS Diff.	09/27/96 1349
CCV		960821N	2.53613		2.5		101.4	% REC	09/27/96 1400
CCB		960614M	0.00254						09/27/96 1415
SD	962524-3		0.00129			0.02447		% Diff.	09/27/96 1422
CRI		960702Z	-0.00325		0.002500		-130.0	% REC	09/27/96 1427
ISB		960630H	1.15020		1.000		115.0	% REC	09/27/96 1431
CCV		960821N	2.51679		2.5		100.7	% REC	09/27/96 1437
CCB		960614M	-0.00669						09/27/96 1443
MD	962585-1		0.01693			0.01583	0.00110	ABS Diff.	09/27/96 1514
MS	962585-2	960917G	0.99074		1.000	0.01870	97.2	% REC	09/27/96 1520
CCV		960821N	2.53340		2.5		101.3	% REC	09/27/96 1529
CCB		960614M	0.00881						09/27/96 1535
MB		0927	-0.00338						09/27/96 1543
LCS		960097	0.70585		0.723		97.6	% REC	09/27/96 1547
CCV		960821N	2.55962		2.5		102.4	% REC	09/27/96 1617
CCB		960614M	0.00451						09/27/96 1625
CCV		960821N	2.54906		2.5		102.0	% REC	09/27/96 1656
CCB		960614M	-0.00619						09/27/96 1703
ISB		960630H	1.11531		1.000		111.5	% REC	09/27/96 1714
CCV		960821N	2.55668		2.5		102.3	% REC	09/27/96 1719
CCB		960614M	-0.00477						09/27/96 1723

Test Method.....: SW-846 6010A
Method Description.: Metals Analysis (ICAP)
Parameter.....: Silver (Ag)
Batch.....: 13816
Reporting Limit...: 0.005
Units.....: mg/L
Analyst...: gag

QC	Lab ID	Reagent	QC Result	QC Result	True Value	Orig. Value	Calc. Result	Units	Date/Time
ICV		960725M	1.03663		1.00		103.7	% REC	09/27/96 1139
ICB		960614M	0.00449						09/27/96 1313
ISB		960630H	1.18739		1.000		118.7	% REC	09/27/96 1322
CRI		960702Z	0.00372		0.005000		74.4	% REC	09/27/96 1330
MB		0927	0.00205						09/27/96 1335
LCS		960097	1.30088		1.16		112.1	% REC	09/27/96 1337
MS	962524-1	960917G	1.04311		1.000	-0.00037	104.3	% REC	09/27/96 1342
MSD	962524-1	960917G	1.11836	1.04311	1.000	-0.00037	111.9	% REC	09/27/96 1344
							7.0	RPD	
MD	962524-2		0.00124			0.00099	0.00025	ABS Diff.	09/27/96 1349
CCV		960816Z	2.57934		2.500		103.2	% REC	09/27/96 1353
CCB		960614M	0.00052						09/27/96 1415
SD	962524-3		-0.00326			-0.00309		% Diff.	09/27/96 1422
CRI		960702Z	-0.00233		0.005000		-46.6	% REC	09/27/96 1427
ISB		960630H	1.06526		1.000		106.5	% REC	09/27/96 1431

The analytical results, opinions or interpretations contained in this report are based upon information and material supplied by the client for whose exclusive and confidential use this report has been made. The analytical results, opinions or interpretations expressed represent the best judgment of Core Laboratories. Core Laboratories, however, makes no warranty or representation, express or implied, of any type, and expressly disclaims same as to the productivity, proper operations or profitableness of any oil, gas or other mineral well or sand, in connection with which such report is used or relied upon for any reason whatsoever. This report shall not be reproduced, in whole or in part, without the written approval of Core Laboratories.

CORE LABORATORIES

QUALITY CONTROL RESULTS

Job Number: 962585 Date: 11/18/96

CUSTOMER: Daniel B. Stephens & Associates PROJECT: 6033.3 ENRON-ROSWELL ATTN: Bob Marley

Test Method.....: SW-846 6010A
Method Description.: Metals Analysis (ICAP)
Parameter.....: Silver (Ag)
Batch.....: 13816
Detection Limit...: 0.005
Units.....: mg/L
Analyst...: gag

QC	Lab ID	Reagent	QC Result	QC Result	True Value	Orig. Value	Calc. Result	Units	F	Date/Time
CCV		960816Z	2.56378		2.500		102.6	% REC		09/27/96 1434
CCB		960614M	-0.00177							09/27/96 1443
MD	962585-1		-0.00112			-0.00257	0.00145	ABS Diff.		09/27/96 1514
MS	962585-2	960917G	1.03693		1.000	-0.00246	103.9	% REC		09/27/96 1520
CCV		960816Z	2.603[illegible]		2.500		104.1	% REC		09/27/96 1527
CCB		960614M	0.000[illegible]							09/27/96 1535
MB		0927	-0.00021							09/27/96 1543
LCS		960097	1.04190		1.16		89.8	% REC		09/27/96 1547
CCV		960816Z	2.60890		2.500		104.4	% REC		09/27/96 1615
CCB		960614M	0.00076							09/27/96 1625
CCV		960816Z	2.60601		2.500		104.2	% REC		09/27/96 1654
CCB		960614M	0.00033							09/27/96 1703
ISB		960630H	1.06261		1.000		106.3	% REC		09/27/96 1714
CCV		960816Z	2.61572		2.500		104.6	% REC		09/27/96 1716
CCB		960614M	-0.00068							09/27/96 1723

Test Method.....: SW-846 6010A
Method Description.: Metals Analysis (ICAP)
Parameter.....: Zinc (Zn)
Batch.....: 13816
Detection Limit...: 0.005
Units.....: mg/L
Analyst...: gag

QC	Lab ID	Reagent	QC Result	QC Result	True Value	Orig. Value	Calc. Result	Units	F	Date/Time
ICV		960429Z	2.06120		2.00		103.1	% REC		09/27/96 1131
ICB		960614M	0.00021							09/27/96 1313
ISB		960630H	1.05671		1.000		105.7	% REC		09/27/96 1322
CRI		960702Z	0.00621		0.005000		124.2	% REC		09/27/96 1330
MB		0927	0.00022							09/27/96 1335
LCS		960097	1.34590		1.34		100.4	% REC		09/27/96 1337
MS	962524-1	960917G	1.32781		1.000	0.32441	100.3	% REC		09/27/96 1342
MSD	962524-1	960917G	1.41172	1.32781	1.000	0.32441	108.7	% REC		09/27/96 1344
							6.1	RPD		
MD	962524-2		0.27811			0.28412	2.1	RPD		09/27/96 1349
CCV		960821N	2.49372		2.5		99.7	% REC		09/27/96 1400
CCB		960614M	0.00043							09/27/96 1415
SD	962524-3		0.05890			0.28251	-4.2	% Diff.		09/27/96 1422
CRI		960702Z	0.00705		0.005000		141.0	% REC		09/27/96 1427
ISB		960630H	1.08443		1.000		108.4	% REC		09/27/96 1431
CCV		960821N	2.49575		2.5		99.8	% REC		09/27/96 1437
CCB		960614M	0.00088							09/27/96 1443
MD	962585-1		0.20726			0.25631	21.2	RPD	*	09/27/96 1514
MS	962585-2	960917G	1.50313		1.000	0.45811	104.5	% REC		09/27/96 1520
CCV		960821N	2.49900		2.5		100.0	% REC		09/27/96 1529
CCB		960614M	0.00066							09/27/96 1535
CCV		960821N	2.52989		2.5		101.2	% REC		09/27/96 1617
CCB		960614M	0.00022							09/27/96 1625
CCV		960821N	2.52418		2.5		101.0	% REC		09/27/96 1656
CCB		960614M	0.00022							09/27/96 1703
ISB		960630H	1.05911		1.000		105.9	% REC		09/27/96 1714
CCV		960821N	2.52577		2.5		101.0	% REC		09/27/96 1719
CCB		960614M	0.00066							09/27/96 1723

The analytical results, opinions or interpretations contained in this report are based upon information and material supplied by the client for whose exclusive and confidential use this report has been made. The analytical results, opinions or interpretations expressed represent the best judgment of Core Laboratories. Core Laboratories, however, makes no warranty or representation, express or implied, of any type, and expressly disclaims same as to the productivity, proper operations or profitableness of any oil, gas or other mineral, property, well or sand in connection with which such report is used or relied upon for any reason whatsoever. This report shall not be reproduced, in whole or in part, without the written approval of Core Laboratories.

CORE LABORATORIES

QUALITY CONTROL RESULTS

Job Number: 962585 Date: 11/18/96

CUSTOMER: Daniel B. Stephens & Associates PROJECT: 6033.3 ENRON-ROSWELL ATTN: Bob Marley

Test Method.....: SW-846 7471
Method Description.: Mercury (CVAA)
Parameter.....: Mercury (Hg)

Batch.....: 13828
Reporting Limit...: 0.0002
Units.....: mg/L

Analyst...: lmt

QC	Lab ID	Reagent	QC Result	QC Result	True Value	Orig. Value	Calc. Result	Units	Date/Time
ICV		960624G	0.003798		0.004000		95.0	% REC	09/27/96 1000
ICB		09276	0.000041						09/27/96 1003
MB		0926	0.000041						09/27/96 1005
MD	962604-1		0.000041			0.000041	0.00000	ABS Diff.	09/27/96 1011
MS	962604-2	950929N	0.004847		0.005000	0.000041	96.1	% REC	09/27/96 1016
CCV		950929N	0.004934		0.005000		98.7	% REC	09/27/96 1032
CCB		09276	0.000041						09/27/96 1035
EB		1312	0.000041						09/27/96 1051
SB		950929N	0.004585		0.005000		91.7	% REC	09/27/96 1054
ED	962497-1		0.000958			0.000958	0.00000	ABS Diff.	09/27/96 1059
MS	962497-1	950929N	0.006158		0.005000	0.000958	104.0	% REC	09/27/96 1102
CCV		950929N	0.005371		0.005000		107.4	% REC	09/27/96 1105
CCB		09276	0.000041						09/27/96 1107
MD	962497-1		0.000915			0.000958	0.00004	ABS Diff.	09/27/96 1110
MB		0926	0.000041						09/27/96 1113
MD	962585-1		0.000041			0.000041	0.00000	ABS Diff.	09/27/96 1118
MS	962585-8	950929N	0.005065		0.005000	0.000041	100.5	% REC	09/27/96 1126
CCV		950929N	0.005065		0.005000		101.3	% REC	09/27/96 1137
CCB		09276	0.000041						09/27/96 1139
LCS		960097	0.001789		0.00150		119.3	% REC	09/27/96 1148
CCV		950929N	0.005371		0.005000		107.4	% REC	09/27/96 1206
CCB		09276	0.000041						09/27/96 1209

The analytical results, opinions or interpretations contained in this report are based upon information and material supplied by the client for whose exclusive and confidential use this report has been made. The analytical results, opinions or interpretations expressed represent the best judgment of Core Laboratories. Core Laboratories, however, makes no warranty or representation, express or implied, of any type, and expressly disclaims same as to the productivity, proper operations or profitableness of any oil, gas or other mineral, property, well, mine or other in connection with which such report is used or relied upon for any reason whatsoever. This report shall not be reproduced, in whole or in part, without the written approval of Core Laboratories.

CORE LABORATORIES

QUALITY ASSURANCE METHODS

REFERENCES AND NOTES

Report Date: 11/18/96

(1) EPA 600/4-79-020, Methods for Chemical Analysis of Water and Wastes, March 1983

(2) EPA SW-846, Test Methods for Evaluating Solid Waste, Third Edition, 1989

(3) Standard Methods for The Examination of Water and Wastewater, 17th Edition, 1989

(4) EPA 600/4-80-032, Prescribed Procedures For Measurement Of Radioactivity In Drinking Water, August 1980

(5) EPA 600/8-78-017, Microbiological Methods For Monitoring The Environment, December 1978

(6) Federal Register, July 1, 1990 (40 CFR Part 136)

(7) EPA 600/4-88-03, Methods For The Determination of Organics Compounds in Drinking Water, December 1988

(8) U.S.G.S. Methods For Determination of Inorganic Substances In Water And Fluvial Sediments, Book 5, Chapter A1, 1985

(9) Federal Register, Friday, June 7, 1991 (40 CFR Parts 141 & 142)

(10) Standard Methods For The Examination of Water and Wastewater, 16th Edition, 1985

(11) ASTM, Section 11 Water and Environmental Technology, Volume 11.01 Water (1), 1991

(12) Methods of Soil Analysis, American Society of Agronomy, Agronomy No. 9, 1965

(13) EPA SW-846, Test Methods For Evaluating Solid Waste, Third Edition, Revision 1, November 1990

(14) ASTM, Section 5, Petroleum Products, Lubricants, and Fossil Fuels, Volume 05.05, Gaseous Fuels, Coal, and Coke

(15) EPA 600/2-78-054, Field and Laboratory Methods Applicable To Overburdens and Mine Soils, March 1978

(16) ASTM, Part 19, Soils and Rocks; Building Stones, 1981

Comments: Data in the QA report may differ from final results due to digestion and/or dilution of sample into analytical ranges. The "Time Analyzed" in the QA report refers to the start time of the analytical batch which may not reflect the actual time of each analysis. The "Date Analyzed" is the actual date of analysis. Results for soil and sludge samples are reported on a wet weight basis (i.e. not corrected for percent moisture) unless otherwise indicated.

NC = Not Calculable Due to Value(s) lower than the Detection Limit.

BLANK QC SAMPLE IDENTIFICATION

The analytical results, opinions or interpretations contained in this report are based upon information and material supplied by the client for whose exclusive and confidential use this report has been made. The analytical results, opinions or interpretations expressed represent the best judgment of Core Laboratories. Core Laboratories, however, makes no warranty or representation, express or implied, of any type, and expressly disclaims same as to the productivity, proper operations or profitableness of any oil, gas, or other mineral property, well or sand in connection with which such report is used or relied upon for any reason whatsoever. This report shall not be reproduced, in whole or in part, without the written approval of Core Laboratories.

QUALITY ASSURANCE METHODS

REFERENCES AND NOTES

Report Date: 11/18/96

MB	Method Blank
ICB	Initial Calibration Blank
CCB	Continuing Calibration Blank

SPIKE QC SAMPLE IDENTIFICATION

MS	Method (Matrix) Spike
MSD	Method (Matrix) Spike Duplicate
PDS	Post Digestion Spike
SB	Spiked Blank
SBD	Spike Blank Duplicate

REFERENCE STANDARD QC SAMPLE IDENTIFICATION

LCS	Laboratory Control Standard
RS	Reference Standard
ICV	Initial Calibration Verification Standard
CCV	Continuing Calibration Verification Standard
ISA/ISB	ICP Interface Check Sample
ICL	Initial Calibration/Laboratory Control Sample
DSC	Distilled Standard Check

DUPLICATE QC SAMPLE IDENTIFICATION

MD	Method (Matrix) Duplicate
ED	Extraction Duplicate
DD	Digestion Duplicate

Analyses performed by a subcontract laboratory are indicated on the analytical and/or quality control reports under "technician" using the following codes:

SUBCONTRACT LABORATORY	CODE
Core Laboratories - Anaheim, CA	* AN
Core Laboratories - Casper, WY	* CA
Core Laboratories - Corpus Christi, TX	* CC
Core Laboratories - Houston, TX	* HP
Core Laboratories - Lake Charles, LA	* LC
Core Laboratories - Long Beach, CA	* LB
Other Subcontract Laboratories	* XX

EXPLANATION OF DATA FLAGS

B - This flag is used to indicate that an analyte is present in the method blank as well as in the sample. It indicates that the client should consider this when evaluating the results.

D - This flag indicates that surrogates were diluted out of calibration range and cannot be quantified.

E - Indicates that a sample result is an estimate because the concentration exceeded the calibration range of the instrument.

I - Used to indicate matrix interference.

J - Indicates that a value is an estimate. It is used when a compound is determined to be present based on the mass spectral data, but at a concentration less than the practical quantitation limit of the method.

Interpretations, opinions or interpretations contained in this report are based upon information and material supplied by the client for whose exclusive and confidential use this report has been made. The analytical results, opinions or interpretations expressed represent the best judgment of Core Laboratories. Core Laboratories, however, makes no warranty or representation, express or implied, of any type, and expressly disclaims same as to the productivity, proper operations or profitableness of any oil, gas, or other mineral property, well or sand in connection with which such report is used or relied upon for any reason whatsoever. This report shall not be reproduced, in whole or in part, without the written approval of Core Laboratories.

QUALITY ASSURANCE METHODS

REFERENCES AND NOTES

Report Date: 11/18/96

This flag is also used when estimating the concentration of a tentatively identified compound.

X - Indicates that a surrogate recovery is outside the specified quality control limits.

Y - Used to identify a spike or spike duplicate recovery that is outside the specified quality control limits.

Z - Indicates a relative percent difference for a spike and spike duplicate is outside the specified quality control limits.

* - Indicates a relative percent difference for a duplicate analysis is outside the specified quality control limits.

^ - Used to indicate that a standard is outside specified quality control limits.

The analytical results, opinions or interpretations contained in this report are based upon information and material supplied by the client for whose exclusive and confidential use this report has been made. The analytical results, opinions or interpretations expressed represent the best judgment of Core Laboratories. Core Laboratories, however, makes no warranty or representation, express or implied, of any type, and expressly disclaims same as to the productivity, proper operations or profitableness of any oil, gas, or other mineral property, act, or thing in connection with which such report is used or relied upon for any reason whatsoever. This report shall not be reproduced, in whole or in part, without the written approval of Core Laboratories.

Additional Analyses
Job Number 962614
November 18, 1996

CORE LABORATORIES

ANALYTICAL REPORT

JOB NUMBER: 962614

Prepared For:

Daniel B. Stephens & Associates
6020 Academy NE
Suite 100
Albuquerque, NM 87109

Attention: Bob Marley

Date: 11/18/96

ADDITIONAL DATA

Don Morris
Signature

November 18, 1996
Date

Name: Don L. Morris

Title: Project Manager

CORE LABORATORIES, INC.
10703 East Bethany Drive
Aurora, CO 80014

PHONE: (303) 751-1780
FAX: (303) 751-1784

The analytical results, opinions or interpretations contained in this report are based upon information and material supplied by the client for whose exclusive and confidential use this report has been made. The analytical results, opinions or interpretations expressed represent the best judgment of Core Laboratories. Core Laboratories, however, makes no warranty or representation, express or implied, of any type, and expressly disclaims same as to the productivity, proper operations or profitableness of any oil, gas, coal or other mineral, property, well or sand in connection with which such report is used or relied upon for any reason whatsoever. This report shall not be reproduced, in whole or in part, without the written approval of Core Laboratories.

~~Analytical Technologies, Inc., Albuquerque, NM~~
~~San Diego • Phoenix • Seattle • Pensacola • Ft. Collins • Portland • Albuquerque~~

CHAIN OF CUSTODY

DATE: 9/20/96 PAGE 1 OF 1

ATI LAB I.D.

PLEASE FILL THIS FORM IN COMPLETELY. SHADED AREAS ARE FOR LAB USE ONLY.

PROJECT MANAGER: BOB MARLEY

COMPANY: DANIEL B. STEPHENS & ASSOC
ADDRESS: 6020 ACADEMY NE #100
ALBUQUERQUE NM 87109
PHONE: 505-822-9400
FAX: 505-822-7788

BILL TO: GEORGE ROBINSON
COMPANY: ENRON ENVIRONMENTAL AFFAIRS
ADDRESS: 1400 SMITH ST
HOUSTON TX 77021
713-646-7327

ANALYSIS REQUEST

SAMPLE ID	DATE	TIME	MATRIX	LAB ID	Petroleum Hydrocarbons (418.1)	(MOD 8015) Gas/Diesel	Diesel/Gasoline/BTXE/MTBE (MOD 8015/8020)	BTXE/MTBE (8020)	8080, 8270, METALS, 418.1	8240	Chlorinated Hydrocarbons (601/8010)	Aromatic Hydrocarbons (602/8020)	SDWA Volatiles (502.1/503.1), 502.2 Reg. & Unreg.	418.1		Pesticides/PCB (608/8080)	Herbicides (615/8150)	Base/Neutral/Acid Compounds GC/MS (625/8270)	Volatile Organics GC/MS (624/8240)	Polynuclear Aromatics (610/8310)			SDWA Primary Standards - Arizona	SDWA Secondary Standards - Arizona	SDWA Primary Standards - Federal	SDWA Secondary Standards - Federal			The 13 Priority Pollutant Metals	RCRA Metals by Total Digestion	RCRA Metals by TCLP (1311)		NUMBER OF CONTAINERS
PIT 3-5@30	9/18/96	1750	SOIL						X	X																							
PIT 3-3@30	9/19/96	0900	SOIL						X	X																							
MW-15@20	9/19/96	1820	SOIL											X																			
MW-15@30	9/19/96	1840	SOIL											X																			
MW-15@40	9/19/96	1910	SOIL											X																			
MW-15@50	9/19/96	1920	SOIL						X	X																							

PROJECT INFORMATION	SAMPLE RECEIPT	
PROJ. NO.: 6033.3	NO. CONTAINERS	
PROJ. NAME: ENRON ROSWELL	CUSTODY SEALS	Y / N / NA
P.O. NO.:	RECEIVED INTACT	
SHIPPED VIA: FED EX	RECEIVED COLD	

PRIOR AUTHORIZATION IS REQUIRED FOR RUSH PROJECTS

(RUSH) ☐ 24hr ☐ 48hr ☐ 72hr ☐ 1 WEEK (NORMAL) ☒ 2 WEEK

Comments:

SAMPLED & RELINQUISHED BY: 1.	RELINQUISHED BY: 2.	RELINQUISHED BY: 3.
Signature: Clarence Pigman Time: 1600	Signature: Time:	Signature: Time:
Printed Name: CLARENCE PIGMAN Date: 9/20/96	Printed Name: Date:	Printed Name: Date:
Company: DBSA Phone: 505-822-9400	Company:	Company:

RECEIVED BY: 1.	RECEIVED BY: 2.	RECEIVED BY (LAB) 3.
Signature: Time:	Signature: Time:	[redacted]
Printed Name: Date:	Printed Name: Date:	[redacted]
Company:	Company:	[redacted]

CORE LABORATORIES

Sample Delivery Group Narrative

November 18, 1996

Customer: Daniel B. Stevens and Associates
Project: 6033.3 ENRON-ROSWELL
Core Laboratories Project Number: 962614

During the analysis and subsequent data review, it was noted that the method duplicate on sample 962585-001 (SVE-3 @ 35') for zinc was slightly outside of the normal acceptance limits for method duplicates. Upon review of the data, no definitive answer was found to explain the variance although a nonhomogeneous sample matrix is suspected to be a contributing factor. Under a normal CLP reporting format, this zinc value and all associated zinc values would be flagged with an "*" on the final report.

Linda L. Benkers
QA/QC Coordinator

Timothy L. Kellogg
Laboratory Supervisor

The analytical results, opinions or interpretations contained in this report are based upon information and material supplied by the client for whose exclusive and confidential use this report has been made. The analytical results, opinions or interpretations expressed represent the best judgment of Core Laboratories. Core Laboratories, however, makes no warranty or representation, express or implied, of any type, and expressly disclaims same as to the productivity, proper operations or profitableness of any oil, gas, or other mineral property, well or sand in connection with which such report is used or relied upon for any reason whatsoever. This report shall not be reproduced, in whole or in part, without the written approval of Core Laboratories.

CORE LABORATORIES

SAMPLE INFORMATION
Date: 11/18/96

Job Number.: 962614
Customer ..: Daniel B. Stephens & Associates
Attn.....: Bob Marley

Project Number.....: 96000156
Customer Project ID....: 6033.3 ENRON ROSWELL
Project Description....: DB Stevens/Enron

Laboratory Sample ID	Customer Sample ID	Sample Matrix	Date Sampled	Time Sampled	Date Received	Time Received
962614-1	PIT3-5 @ 30	Soil	09/18/96	17:50	09/21/96	10:10
962614-2	PIT3-3 @ 30	Soil	09/19/96	09:00	09/21/96	10:10
962614-6	MW-15 @ 50	Soil	09/19/96	19:20	09/21/96	10:10

The analytical results, opinions or interpretations contained in this report are based upon information and material supplied by the client for whose exclusive and confidential use this report has been made. The analytical results, opinions or interpretations expressed represent the best judgment of Core Laboratories. Core Laboratories, however, makes no warranty or representation, express or implied, of any type, and expressly disclaims same as to the productivity, proper operations or profitableness of any oil, gas or other mineral well or sand in connection with which such report is used or relied upon for any reason whatsoever. This report shall not be reproduced, in whole or in part, without the written approval of Core Laboratories.

CORE LABORATORIES

LABORATORY TEST RESULTS

Job Number: 962614

Date: 11/18/96

CUSTOMER: Daniel B. Stephens & Associates PROJECT: 6033.3 ENRON ROSWELL ATTN: Bob Marley

Customer Sample ID: PIT3-5 @ 30
Date Sampled.....: 09/18/96
Time Sampled.....: 17:50
Sample Matrix.....: Soil

Laboratory Sample ID: 962614-1
Date Received.....: 09/21/96
Time Received.....: 10:10

TEST METHOD	PARAMETER/TEST DESCRIPTION	SAMPLE RESULT	REPORTING LIMIT	UNITS	DATE	TECH
SW-846 3050	Acid Digestion: Solids, Solid	Complete			09/26/96	lmt
SW-846 6010A	Arsenic (As), Solid	6	5	mg/Kg	09/27/96	gag
SW-846 6010A	Barium (Ba), Solid	279	1	mg/Kg	09/27/96	gag
SW-846 6010A	Cadmium (Cd), Solid	<0.5	0.5	mg/Kg	09/27/96	gag
SW-846 6010A	Chromium (Cr), Solid	10	1	mg/Kg	09/27/96	gag
SW-846 6010A	Copper (Cu), Solid	6	1	mg/Kg	09/27/96	gag
SW-846 6010A	Lead (Pb), Solid	7	5	mg/Kg	09/27/96	gag
SW-846 7471	Mercury (Hg), Solid	<0.10	0.10	mg/Kg	09/27/96	lmt
SW-846 6010A	Selenium (Se), Solid	<10	10	mg/Kg	09/27/96	gag
SW-846 6010A	Silver (Ag), Solid	<1	1	mg/Kg	09/27/96	gag
SW-846 6010A	Zinc (Zn), Solid	17	1	mg/Kg	09/27/96	gag

The analytical results, opinions or interpretations contained in this report are based upon information and material supplied by the client for whose exclusive and confidential use this report has been made. The analytical results, opinions or interpretations expressed represent the best judgment of Core Laboratories. Core Laboratories, however, makes no warranty or representation, express or implied, of any type, and expressly disclaims same as to the productivity, proper operations or profitableness of any oil, gas, other mineral or real property, well or sand in connection with which such report is used or relied upon for any reason whatsoever. This report shall not be reproduced, in whole or in part, without the written approval of Core Laboratories

CORE LABORATORIES

LABORATORY TEST RESULTS

Job Number: 962614

Date: 11/18/96

CUSTOMER: Daniel B. Stephens & Associates PROJECT: 6033.3 ENRON ROSWELL ATTN: Bob Marley

Customer Sample ID: PIT3-3 @ 30
Date Sampled.....: 09/19/96
Time Sampled.....: 09:00
Sample Matrix.....: Soil

Laboratory Sample ID: 962614-2
Date Received.....: 09/21/96
Time Received.....: 10:10

TEST METHOD	PARAMETER/TEST DESCRIPTION	SAMPLE RESULT	REPORTING LIMIT	UNITS	DATE	TECH
SW-846 3050	Acid Digestion: Solids, Solid	Complete			09/26/96	lmt
SW-846 6010A	Arsenic (As), Solid	6	5	mg/Kg	09/27/96	gag
SW-846 6010A	Barium (Ba), Solid	60	1	mg/Kg	09/27/96	gag
SW-846 6010A	Cadmium (Cd), Solid	0.5	0.5	mg/Kg	09/27/96	gag
SW-846 6010A	Chromium (Cr), Solid	17	1	mg/Kg	09/27/96	gag
SW-846 6010A	Copper (Cu), Solid	12	1	mg/Kg	09/27/96	gag
SW-846 6010A	Lead (Pb), Solid	11	5	mg/Kg	09/27/96	gag
SW-846 7471	Mercury (Hg), Solid	<0.10	0.10	mg/Kg	09/27/96	lmt
SW-846 6010A	Selenium (Se), Solid	<10	10	mg/Kg	09/27/96	gag
SW-846 6010A	Silver (Ag), Solid	<1	1	mg/Kg	09/27/96	gag
SW-846 6010A	Zinc (Zn), Solid	47	1	mg/Kg	09/27/96	gag

The analytical results, opinions or interpretations contained in this report are based upon information and materials supplied by the client for whose exclusive and confidential use this report has been made. The analytical results, opinions or interpretations expressed represent the best judgment of Core Laboratories. Core Laboratories, however, makes no warranty or representation, express or implied, of any type, and expressly disclaims same as to the productivity, proper operations or profitableness of any oil, gas or other mineral properties, wells or sand in connection with which such report is used or relied upon for any reason whatsoever. This report shall not be reproduced, in whole or in part, without the written approval of Core Laboratories.

CORE LABORATORIES

LABORATORY TEST RESULTS

Job Number: 962614 Date: 11/18/96

CUSTOMER: Daniel B. Stephens & Associates PROJECT: 6033.3 ENRON ROSWELL ATTN: Bob Marley

Customer Sample ID: MW-15 @ 50
Date Sampled.....: 09/19/96
Time Sampled.....: 19:20
Sample Matrix.....: Soil

Laboratory Sample ID: 962614-6
Date Received.....: 09/21/96
Time Received.....: 10:10

TEST METHOD	PARAMETER/TEST DESCRIPTION	SAMPLE RESULT	REPORTING LIMIT	UNITS	DATE	TECH
SW-846 3050	Acid Digestion: Solids, Solid	Complete			09/26/96	lmt
SW-846 6010A	Arsenic (As), Solid	<5	5	mg/Kg	09/27/96	gag
SW-846 6010A	Barium (Ba), Solid	96	1	mg/Kg	09/27/96	gag
SW-846 6010A	Cadmium (Cd), Solid	<0.5	0.5	mg/Kg	09/27/96	gag
SW-846 6010A	Chromium (Cr), Solid	7	1	mg/Kg	09/27/96	gag
SW-846 6010A	Copper (Cu), Solid	4	1	mg/Kg	09/27/96	gag
SW-846 6010A	Lead (Pb), Solid	5	5	mg/Kg	09/27/96	gag
SW-846 7471	Mercury (Hg), Solid	<0.10	0.10	mg/Kg	09/27/96	lmt
SW-846 6010A	Selenium (Se), Solid	<10	10	mg/Kg	09/27/96	gag
SW-846 6010A	Silver (Ag), Solid	<1	1	mg/Kg	09/27/96	gag
SW-846 6010A	Zinc (Zn), Solid	22	1	mg/Kg	09/27/96	gag

The analytical results, opinions or interpretations contained in this report are based upon information and material supplied by the client for whose exclusive and confidential use this report has been made. The analytical results, opinions or interpretations expressed represent the best judgment of Core Laboratories. Core Laboratories, however, makes no warranty or representation, express or implied, of any type, and expressly disclaims same as to the productivity, proper operations or profitableness of any oil, gas, other mineral, property, well or sand in connection with which such report is used or relied upon for any reason whatsoever. This report shall not be reproduced, in whole or in part, without the written approval of Core Laboratories.

CORE LABORATORIES

QUALITY CONTROL RESULTS

Job Number: 962614 Date: 11/18/96

CUSTOMER: Daniel B. Stephens & Associates PROJECT: 6033.3 ENRON ROSWELL ATTN: Bob Marley

Test Method.....: SW-846 6010A
Method Description.: Metals Analysis (ICAP)
Parameter.....: Arsenic (As)
Batch.....: 13816
Reporting Limit...: 0.01
Units.....: mg/L
Analyst...: gag

QC	Lab ID	Reagent	QC Result	QC Result	True Value	Orig. Value	Calc. Result	Units	Date/Time
ICV		960429Z	2.08329		2.00		104.2	% REC	09/27/96 1131
ICB		960614M	-0.00015						09/27/96 1313
ISB		960630H	1.02717		1.000		102.7	% REC	09/27/96 1322
CRI		960702Z	0.00118		0.002500		47.2	% REC	09/27/96 1330
MB		0927	-0.00485						09/27/96 1335
LCS		960097	0.79927		0.754		106.0	% REC	09/27/96 1337
MS	962524-1	960917G	0.99602		1.000	0.06416	93.2	% REC	09/27/96 1342
MSD	962524-1	960917G	1.04053	0.99602	1.000	0.06416	97.6	% REC	09/27/96 1344
							4.4	RPD	
MD	962524-2		0.06896			0.06521	5.6	RPD	09/27/96 1349
CCV		960821N	2.50965		2.5		100.4	% REC	09/27/96 1400
CCB		960614M	-0.00372						09/27/96 1415
SD	962524-3		0.01175			0.06987		% Diff.	09/27/96 1422
CRI		960702Z	-0.00308		0.002500		-123.2	% REC	09/27/96 1427
ISB		960630H	1.05158		1.000		105.2	% REC	09/27/96 1431
CCV		960821N	2.50944		2.5		100.4	% REC	09/27/96 1437
CCB		960614M	0.00231						09/27/96 1443
MD	962585-1		0.03995			0.04525	0.00530	ABS Diff.	09/27/96 1514
MS	962585-2	960917G	1.03331		1.000	0.05696	97.6	% REC	09/27/96 1520
CCV		960821N	2.54171		2.5		101.7	% REC	09/27/96 1529
CCB		960614M	-0.00186						09/27/96 1535
MB		0927	0.00116						09/27/96 1543
LCS		960097	0.75426		0.754		100.0	% REC	09/27/96 1547
CCV		960821N	2.54945		2.5		102.0	% REC	09/27/96 1617
CCB		960614M	-0.00306						09/27/96 1625
CCV		960821N	2.56320		2.5		102.5	% REC	09/27/96 1656
CCB		960614M	0.00426						09/27/96 1703
ISB		960630H	1.03396		1.000		103.4	% REC	09/27/96 1714
CCV		960821N	2.54761		2.5		101.9	% REC	09/27/96 1719
CCB		960614M	0.00082						09/27/96 1723

Test Method.....: SW-846 6010A
Method Description.: Metals Analysis (ICAP)
Parameter.....: Barium (Ba)
Batch.....: 13816
Reporting Limit...: 0.001
Units.....: mg/L
Analyst...: gag

QC	Lab ID	Reagent	QC Result	QC Result	True Value	Orig. Value	Calc. Result	Units	Date/Time
ICV		960725M	1.04853		1.00		104.9	% REC	09/27/96 1139
ICB		960614M	0.00023						09/27/96 1313
ISB		960630H	0.58069		0.5000		116.1	% REC	09/27/96 1322
CRI		960702Z	0.00610		0.005000		122.0	% REC	09/27/96 1330
MB		0927	0.00011						09/27/96 1335
LCS		960097	1.09320		1.06		103.1	% REC	09/27/96 1337
MD	962524-2		0.91622			0.90746	1.0	RPD	09/27/96 1349
CCV		960821N	5.17452		5.0		103.5	% REC	09/27/96 1400
CCB		960614M	0.00034						09/27/96 1415
SD	962524-3		0.13633			0.71228	4.3	% Diff.	09/27/96 1422
CRI		960702Z	0.00609		0.005000		121.8	% REC	09/27/96 1427
ISB		960630H	0.59111		0.5000		118.2	% REC	09/27/96 1431
CCV		960821N	5.15800		5.0		103.2	% REC	09/27/96 1437
CCB		960614M	0.00092						09/27/96 1443
MD	962585-1		1.94848			1.87131	4.0	RPD	09/27/96 1514

The analytical results, opinions or interpretations contained in this report are based upon information and material supplied by the client for whose exclusive and confidential use this report has been made. The analytical results, opinions or interpretations expressed represent the best judgment of Core Laboratories. Core Laboratories, however, makes no warranty or representation, express or implied, of any type, and expressly disclaims same as to the productivity, proper operations or profitableness of any oil, gas or other mineral property, well or sand in connection with which such report is used or relied upon for any reason whatsoever. This report shall not be reproduced, in whole or in part, without the written approval of Core Laboratories.

CORE LABORATORIES

QUALITY CONTROL RESULTS

Job Number: 962614 Date: 11/18/96

CUSTOMER: Daniel B. Stephens & Associates PROJECT: 6033.3 ENRON ROSWELL ATTN: Bob Marley

Test Method.....: SW-846 6010A
Method Description.: Metals Analysis (ICAP)
Parameter.....: Barium (Ba)
Batch.....: 13816
Reporting Limit...: 0.001
Units.....: mg/L
Analyst...: gag

QC	Lab ID	Reagent	QC Result	QC Result	True Value	Orig. Value	Calc. Result	Units	Date/Time
MS	962585-2	960917G	3.28408		1.000	2.15656	112.8	% REC	09/27/96 1520
CCV		960821N	5.18664		5.0		103.7	% REC	09/27/96 1529
CCB		960614M	0.00045						09/27/96 1535
MB		0927	0.00022						09/27/96 1543
LCS		960097	1.02818		1.06		97.0	% REC	09/27/96 1547
CCV		960821N	5.22753		5.0		104.6	% REC	09/27/96 1617
CCB		960614M	0.00046						09/27/96 1625
CCV		960821N	5.20801		5.0		104.2	% REC	09/27/96 1656
CCB		960614M	-0.00057						09/27/96 1703
ISB		960630H	0.57541		0.5000		115.1	% REC	09/27/96 1714
CCV		960821N	5.20570		5.0		104.1	% REC	09/27/96 1719
CCB		960614M	0.00057						09/27/96 1723

Test Method.....: SW-846 6010A
Method Description.: Metals Analysis (ICAP)
Parameter.....: Cadmium (Cd)
Batch.....: 13816
Reporting Limit...: 0.0005
Units.....: mg/L
Analyst...: gag

QC	Lab ID	Reagent	QC Result	QC Result	True Value	Orig. Value	Calc. Result	Units	Date/Time
ICV		960429Z	2.01820		2.00		100.9	% REC	09/27/96 1131
ICB		960614M	0.00023						09/27/96 1313
ISB		960630H	1.01038		1.000		101.0	% REC	09/27/96 1322
CRI		960702Z	0.00011		0.000500		22.0	% REC	09/27/96 1330
MB		0927	-0.00023						09/27/96 1335
LCS		960097	0.46084		0.454		101.5	% REC	09/27/96 1337
MS	962524-1	960917G	0.92801		1.000	0.00471	92.3	% REC	09/27/96 1342
MSD	962524-1	960917G	0.96183	0.92801	1.000	0.00471	95.7	% REC	09/27/96 1344
							3.6	RPD	
MD	962524-2		0.00508			0.00496	2.4	RPD	09/27/96 1349
CCV		960821N	0.97299		1.0		97.3	% REC	09/27/96 1400
CCB		960614M	-0.00036						09/27/96 1415
SD	962524-3		0.00056			0.00520		% Diff.	09/27/96 1422
CRI		960702Z	-0.00000		0.000500		0.0	% REC	09/27/96 1427
ISB		960630H	1.03789		1.000		103.8	% REC	09/27/96 1431
CCV		960821N	0.97846		1.0		97.8	% REC	09/27/96 1437
CCB		960614M	-0.00023						09/27/96 1443
MD	962585-1		0.00255			0.00299	15.9	RPD	09/27/96 1514
MS	962585-2	960917G	0.98180		1.000	0.00464	97.7	% REC	09/27/96 1520
CCV		960821N	0.98463		1.0		98.5	% REC	09/27/96 1529
CCB		960614M	-0.00007						09/27/96 1535
MB		0927	-0.00012						09/27/96 1543
LCS		960097	0.40844		0.454		90.0	% REC	09/27/96 1547
CCV		960821N	0.99919		1.0		99.9	% REC	09/27/96 1617
CCB		960614M	0.00030						09/27/96 1625
CCV		960821N	0.99723		1.0		99.7	% REC	09/27/96 1656
CCB		960614M	-0.00011						09/27/96 1703
ISB		960630H	1.01188		1.000		101.2	% REC	09/27/96 1714
CCV		960821N	1.00241		1.0		100.2	% REC	09/27/96 1719
CCB		960614M	0.00008						09/27/96 1723

The analytical results, opinions or interpretations contained in this report are based upon information and material supplied by the client for whose exclusive and confidential use this report has been made. The analytical results, opinions or interpretations expressed represent the best judgment of Core Laboratories. Core Laboratories, however, makes no warranty or representation, express or implied, of any type, and expressly disclaims same as to the productivity, proper operations or profitableness of any oil, gas or other mineral property, or the sand or outcrop with which such report is used or relied upon for any reason whatsoever. This report shall not be reproduced, in whole or in part, without the written approval of Core Laboratories.

CORE LABORATORIES

QUALITY CONTROL RESULTS

Job Number: 962614 Date: 11/18/96

CUSTOMER: Daniel B. Stephens & Associates PROJECT: 6033.3 ENRON ROSWELL ATTN: Bob Marley

Test Method.....: SW-846 6010A
Method Description.: Metals Analysis (ICAP)
Parameter.....: Chromium (Cr)
Batch.....: 13816
Reporting Limit...: 0.005
Units.....: mg/L
Analyst...: gag

QC	Lab ID	Reagent	QC Result	QC Result	True Value	Orig. Value	Calc. Result	Units	Date/Time
ICV		960429Z	1.96086		2.00		98.0	% REC	09/27/96 1131
ICB		960614M	0.00110						09/27/96 1313
ISB		960630H	0.51929		0.5000		103.9	% REC	09/27/96 1322
CRI		960702Z	0.00387		0.002500		154.8	% REC	09/27/96 1330
MB		0927	-0.00027						09/27/96 1335
LCS		960097	0.66785		0.71		94.1	% REC	09/27/96 1337
MS	962524-1	960917G	1.12288		1.000	0.15558	96.7	% REC	09/27/96 1342
MSD	962524-1	960917G	1.17757	1.12288	1.000	0.15558	102.2	% REC	09/27/96 1344
							4.8	RPD	
MD	962524-2		0.14231			0.13586	4.6	RPD	09/27/96 1349
CCV		960821N	2.50689		2.5		100.3	% REC	09/27/96 1400
CCB		960614M	0.00117						09/27/96 1415
SD	962524-3		0.02642			0.12342	-7.0	% Diff.	09/27/96 1422
CRI		960702Z	0.00204		0.002500		81.6	% REC	09/27/96 1427
ISB		960630H	0.56652		0.5000		113.3	% REC	09/27/96 1431
CCV		960821N	2.52304		2.5		100.9	% REC	09/27/96 1437
CCB		960614M	0.00000						09/27/96 1443
MD	962585-1		0.05692			0.06689	16.1	RPD	09/27/96 1514
MS	962585-2	960917G	1.20442		1.000	0.12325	108.1	% REC	09/27/96 1520
CCV		960821N	2.53977		2.5		101.6	% REC	09/27/96 1529
CCB		960614M	-0.00000						09/27/96 1535
MB		0927	0.00117						09/27/96 1543
LCS		960097	0.69157		0.71		97.4	% REC	09/27/96 1547
CCV		960821N	2.57016		2.5		102.8	% REC	09/27/96 1617
CCB		960614M	0.00058						09/27/96 1625
CCV		960821N	2.57633		2.5		103.1	% REC	09/27/96 1656
CCB		960614M	-0.00058						09/27/96 1703
ISB		960630H	0.55439		0.5000		110.9	% REC	09/27/96 1714
CCV		960821N	2.57368		2.5		102.9	% REC	09/27/96 1719
CCB		960614M	-0.00117						09/27/96 1723

Test Method.....: SW-846 6010A
Method Description.: Metals Analysis (ICAP)
Parameter.....: Copper (Cu)
Batch.....: 13816
Reporting Limit...: 0.005
Units.....: mg/L
Analyst...: gag

QC	Lab ID	Reagent	QC Result	QC Result	True Value	Orig. Value	Calc. Result	Units	Date/Time
ICV		960429Z	1.98598		2.00		99.3	% REC	09/27/96 1131
ICB		960614M	-0.00028						09/27/96 1313
ISB		960630H	0.59272		0.5000		118.5	% REC	09/27/96 1322
CRI		960702Z	0.00386		0.005000		77.2	% REC	09/27/96 1330
MB		0927	-0.00154						09/27/96 1335
LCS		960097	1.17346		1.12		104.8	% REC	09/27/96 1337
MS	962524-1	960917G	1.24364		1.000	0.09003	115.4	% REC	09/27/96 1342
MSD	962524-1	960917G	1.28427	1.24364	1.000	0.09003	119.4	% REC	09/27/96 1344
							3.2	RPD	
MD	962524-2		0.07745			0.08745	12.1	RPD	09/27/96 1349
CCV		960821N	2.53865		2.5		101.5	% REC	09/27/96 1400
CCB		960614M	-0.00062						09/27/96 1415
SD	962524-3		0.01327			0.07519		% Diff.	09/27/96 1422
CRI		960702Z	0.00266		0.005000		53.2	% REC	09/27/96 1427
ISB		960630H	0.59678		0.5000		119.4	% REC	09/27/96 1431

The analytical results, opinions or interpretations contained in this report are based upon information and material supplied by the client for whose exclusive and confidential use this report has been made. The analytical results, opinions or interpretations contained represent the best judgment of Core Laboratories. Core Laboratories, however, makes no warranty or representation, express or implied, of any type, and expressly disclaims same as to the productivity, proper operations or profitableness of any oil, gas or other mineral property, well or sand in connection with which such report is used or relied upon for any reason whatsoever. This report shall not be reproduced, in whole or in part, without the written approval of Core Laboratories.

CORE LABORATORIES

QUALITY CONTROL RESULTS

Job Number: 962614 Date: 11/18/96

CUSTOMER: Daniel B. Stephens & Associates PROJECT: 6033.3 ENRON ROSWELL ATTN: Bob Marley

Test Method.....: SW-846 6010A
Method Description.: Metals Analysis (ICAP)
Parameter.....: Copper (Cu)
Batch.....: 13816
Reporting Limit...: 0.005
Units.....: mg/L
Analyst...: gag

QC	Lab ID	Reagent	QC Result	QC Result	True Value	Orig. Value	Calc. Result	Units	Date/Time
CCV		960821N	2.51624		2.5		100.6	% REC	09/27/96 1437
CCB		960614M	-0.00079						09/27/96 1443
MD	962585-1		0.06295			0.06725	6.6	RPD	09/27/96 1514
MS	962585-2	960917G	1.31110		1.000	0.11534	119.6	% REC	09/27/96 1520
CCV		960821N	2.55093		2.5		102.0	% REC	09/27/96 1529
CCB		960614M	0.00096						09/27/96 1535
CCV		960821N	2.54706		2.5		101.9	% REC	09/27/96 1617
CCB		960614M	0.00022						09/27/96 1625
CCV		960821N	2.55277		2.5		102.1	% REC	09/27/96 1656
CCB		960614M	-0.00005						09/27/96 1703
ISB		960630H	0.58388		0.5000		116.8	% REC	09/27/96 1714
CCV		960821N	2.54689		2.5		101.9	% REC	09/27/96 1719
CCB		960614M	-0.00034						09/27/96 1723

Test Method.....: SW-846 6010A
Method Description.: Metals Analysis (ICAP)
Parameter.....: Lead (Pb)
Batch.....: 13816
Reporting Limit...: 0.003
Units.....: mg/L
Analyst...: gag

QC	Lab ID	Reagent	QC Result	QC Result	True Value	Orig. Value	Calc. Result	Units	Date/Time
ICV		960429Z	2.03052		2.00		101.5	% REC	09/27/96 1131
ICB		960614M	0.00039						09/27/96 1313
ISB		960630H	1.08076		1.000		108.1	% REC	09/27/96 1322
CRI		960702Z	0.00045		0.002500		18.0	% REC	09/27/96 1330
MB		0927	0.00178						09/27/96 1335
LCS		960097	0.53934		0.535		100.8	% REC	09/27/96 1337
MS	962524-1	960917G	1.14576		1.000	0.12360	102.2	% REC	09/27/96 1342
MSD	962524-1	960917G	1.15462	1.14576	1.000	0.12360	103.1	% REC	09/27/96 1344
							0.8	RPD	
MD	962524-2		0.12776			0.12510	2.1	RPD	09/27/96 1349
CCV		960821N	0.98309		1.0		98.3	% REC	09/27/96 1400
CCB		960614M	0.00247						09/27/96 1415
SD	962524-3		0.02898			0.14046		% Diff.	09/27/96 1422
CRI		960702Z	0.00439		0.002500		175.6	% REC	09/27/96 1427
ISB		960630H	1.12534		1.000		112.5	% REC	09/27/96 1431
CCV		960821N	0.99798		1.0		99.8	% REC	09/27/96 1437
CCB		960614M	0.00118						09/27/96 1443
MD	962585-1		0.05820			0.05549	4.8	RPD	09/27/96 1514
MS	962585-2	960917G	1.15662		1.000	0.09725	105.9	% REC	09/27/96 1520
CCV		960821N	1.00240		1.0		100.2	% REC	09/27/96 1529
CCB		960614M	0.00225						09/27/96 1535
MB		0927	-0.00104						09/27/96 1543
LCS		960097	0.54539		0.535		101.9	% REC	09/27/96 1547
CCV		960821N	1.01656		1.0		101.7	% REC	09/27/96 1617
CCB		960614M	-0.00003						09/27/96 1625
CCV		960821N	1.01773		1.0		101.8	% REC	09/27/96 1656
CCB		960614M	-0.00189						09/27/96 1703
ISB		960630H	1.10445		1.000		110.4	% REC	09/27/96 1714
CCV		960821N	1.01542		1.0		101.5	% REC	09/27/96 1719
CCB		960614M	0.00029						09/27/96 1723

The analytical results, opinions or interpretations contained in this report are based upon information and material supplied by the client for whose exclusive and confidential use this report has been made. The analytical results, opinions or interpretations expressed represent the best judgment of Core Laboratories. Core Laboratories, however, makes no warranty or representation, express or implied, of any type, and expressly disclaims same as to the productivity, proper operations or profitableness of any oil, gas, or other mineral property, well or sand in connection with which such report is used or relied upon for any reason whatsoever. This report shall not be reproduced, in whole or in part, without the written approval of Core Laboratories.

CORE LABORATORIES

QUALITY CONTROL RESULTS

Job Number: 962614 Date: 11/18/96

CUSTOMER: Daniel B. Stephens & Associates PROJECT: 6033.3 ENRON ROSWELL ATTN: Bob Marley

Test Method.....: SW-846 6010A
Method Description.: Metals Analysis (ICAP)
Parameter.....: Selenium (Se)
Batch.....: 13816
Reporting Limit...: 0.01
Units.....: mg/L
Analyst...: gag

QC	Lab ID	Reagent	QC Result	QC Result	True Value	Orig. Value	Calc. Result	Units	Date/Time
ICV		960429Z	2.08901		2.00		104.5	% REC	09/27/96 1131
ICB		960614M	0.00623						09/27/96 1313
ISB		960630H	1.12223		1.000		112.2	% REC	09/27/96 1322
CRI		960702Z	0.01146		0.002500		458.4	% REC	09/27/96 1330
MB		0927	0.00155						09/27/96 1335
LCS		960097	0.72240		0.723		99.9	% REC	09/27/96 1337
MS	962524-1	960917G	0.97673		1.000	0.01875	95.8	% REC	09/27/96 1342
MSD	962524-1	960917G	0.99081	0.97673	1.000	0.01875	97.2	% REC	09/27/96 1344
							1.4	RPD	
MD	962524-2		0.02415			0.02615	0.00200	ABS Diff.	09/27/96 1349
CCV		960821N	2.53613		2.5		101.4	% REC	09/27/96 1400
CCB		960614M	0.00254						09/27/96 1415
SD	962524-3		0.00129			0.02447		% Diff.	09/27/96 1422
CRI		960702Z	-0.00325		0.002500		-130.0	% REC	09/27/96 1427
ISB		960630H	1.15020		1.000		115.0	% REC	09/27/96 1431
CCV		960821N	2.51679		2.5		100.7	% REC	09/27/96 1437
CCB		960614M	-0.00669						09/27/96 1443
MD	962585-1		0.01693			0.01583	0.00110	ABS Diff.	09/27/96 1514
MS	962585-2	960917G	0.99074		1.000	0.01870	97.2	% REC	09/27/96 1520
CCV		960821N	2.53340		2.5		101.3	% REC	09/27/96 1529
CCB		960614M	0.00881						09/27/96 1535
MB		0927	-0.00338						09/27/96 1543
LCS		960097	0.70585		0.723		97.6	% REC	09/27/96 1547
CCV		960821N	2.55962		2.5		102.4	% REC	09/27/96 1617
CCB		960614M	0.00451						09/27/96 1625
CCV		960821N	2.54906		2.5		102.0	% REC	09/27/96 1656
CCB		960614M	-0.00619						09/27/96 1703
ISB		960630H	1.11531		1.000		111.5	% REC	09/27/96 1714
CCV		960821N	2.55668		2.5		102.3	% REC	09/27/96 1719
CCB		960614M	-0.00477						09/27/96 1723

Test Method.....: SW-846 6010A
Method Description.: Metals Analysis (ICAP)
Parameter.....: Silver (Ag)
Batch.....: 13816
Reporting Limit...: 0.005
Units.....: mg/L
Analyst...: gag

QC	Lab ID	Reagent	QC Result	QC Result	True Value	Orig. Value	Calc. Result	Units	Date/Time
ICV		960725M	1.03663		1.00		103.7	% REC	09/27/96 1139
ICB		960614M	0.00449						09/27/96 1313
ISB		960630H	1.18739		1.000		118.7	% REC	09/27/96 1322
CRI		960702Z	0.00372		0.005000		74.4	% REC	09/27/96 1330
MB		0927	0.00205						09/27/96 1335
LCS		960097	1.30088		1.16		112.1	% REC	09/27/96 1337
MS	962524-1	960917G	1.04311		1.000	-0.00037	104.3	% REC	09/27/96 1342
MSD	962524-1	960917G	1.11836	1.04311	1.000	-0.00037	111.9	% REC	09/27/96 1344
							7.0	RPD	
MD	962524-2		0.00124			0.00099	0.00025	ABS Diff.	09/27/96 1349
CCV		960816Z	2.57934		2.500		103.2	% REC	09/27/96 1353
CCB		960614M	0.00052						09/27/96 1415
SD	962524-3		-0.00326			-0.00309		% Diff.	09/27/96 1422
CRI		960702Z	-0.00233		0.005000		-46.6	% REC	09/27/96 1427
ISB		960630H	1.06526		1.000		106.5	% REC	09/27/96 1431

All analytical results, opinions or interpretations contained in this report are based upon information and material supplied by the client for whose exclusive and confidential use this report has been made. The analytical results, opinions or interpretations expressed represent the best judgment of Core Laboratories. Core Laboratories makes no warranty or representation, express or implied, of any type, and expressly disclaims same as to the productivity, proper operations or profitableness of any oil, gas or other mineral well or sand in connection with which such report is used or relied upon for any reason whatsoever. This report shall not be reproduced, in whole or in part, without the written approval of Core Laboratories.

CORE LABORATORIES

QUALITY CONTROL RESULTS

Job Number: 962614 Date: 11/18/96

CUSTOMER: Daniel B. Stephens & Associates PROJECT: 6033.3 ENRON ROSWELL ATTN: Bob Marley

Test Method.....: SW-846 6010A
Method Description.: Metals Analysis (ICAP)
Parameter.....: Silver (Ag)
Batch.....: 13816
Detection Limit...: 0.005
Units.....: mg/L
Analyst...: gag

QC	Lab ID	Reagent	QC Result	QC Result	True Value	Orig. Value	Calc. Result	Units	F	Date/Time
CCV		960816Z	2.56378		2.500		102.6	% REC		09/27/96 1434
CCB		960614M	-0.00177							09/27/96 1443
MD	962585-1		-0.00112			-0.00257	0.00145	ABS Diff.		09/27/96 1514
MS	962585-2	960917G	1.03693		1.000	-0.00246	103.9	% REC		09/27/96 1520
CCV		960816Z	2.60317		2.500		104.1	% REC		09/27/96 1527
CCB		960614M	0.00037							09/27/96 1535
MB		0927	-0.00021							09/27/96 1543
LCS		960097	1.04190		1.16		89.8	% REC		09/27/96 1547
CCV		960816Z	2.60890		2.500		104.4	% REC		09/27/96 1615
CCB		960614M	0.00076							09/27/96 1625
CCV		960816Z	2.60601		2.500		104.2	% REC		09/27/96 1654
CCB		960614M	0.00033							09/27/96 1703
ISB		960630H	1.06261		1.000		106.3	% REC		09/27/96 1714
CCV		960816Z	2.61572		2.500		104.6	% REC		09/27/96 1716
CCB		960614M	-0.00068							09/27/96 1723

Test Method.....: SW-846 6010A
Method Description.: Metals Analysis (ICAP)
Parameter.....: Zinc (Zn)
Batch.....: 13816
Detection Limit...: 0.005
Units.....: mg/L
Analyst...: gag

QC	Lab ID	Reagent	QC Result	QC Result	True Value	Orig. Value	Calc. Result	Units	F	Date/Time
ICV		960429Z	2.06120		2.00		103.1	% REC		09/27/96 1131
ICB		960614M	0.00021							09/27/96 1313
ISB		960630H	1.05671		1.000		105.7	% REC		09/27/96 1322
CRI		960702Z	0.00621		0.005000		124.2	% REC		09/27/96 1330
MB		0927	0.00022							09/27/96 1335
LCS		960097	1.34590		1.34		100.4	% REC		09/27/96 1337
MS	962524-1	960917G	1.32781		1.000	0.32441	100.3	% REC		09/27/96 1342
MSD	962524-1	960917G	1.41172	1.32781	1.000	0.32441	108.7	% REC		09/27/96 1344
							6.1	RPD		
MD	962524-2		0.27811			0.28412	2.1	RPD		09/27/96 1349
CCV		960821N	2.49372		2.5		99.7	% REC		09/27/96 1400
CCB		960614M	0.00043							09/27/96 1415
SD	962524-3		0.05890			0.28251	-4.2	% Diff.		09/27/96 1422
CRI		960702Z	0.00705		0.005000		141.0	% REC		09/27/96 1427
ISB		960630H	1.08443		1.000		108.4	% REC		09/27/96 1431
CCV		960821N	2.49575		2.5		99.8	% REC		09/27/96 1437
CCB		960614M	0.00088							09/27/96 1443
MD	962585-1		0.20726			0.25631	21.2	RPD	*	09/27/96 1514
MS	962585-2	960917G	1.50313		1.000	0.45811	104.5	% REC		09/27/96 1520
CCV		960821N	2.49900		2.5		100.0	% REC		09/27/96 1529
CCB		960614M	0.00066							09/27/96 1535
CCV		960821N	2.52989		2.5		101.2	% REC		09/27/96 1617
CCB		960614M	0.00022							09/27/96 1625
CCV		960821N	2.52418		2.5		101.0	% REC		09/27/96 1656
CCB		960614M	0.00022							09/27/96 1703
ISB		960630H	1.05911		1.000		105.9	% REC		09/27/96 1714
CCV		960821N	2.52577		2.5		101.0	% REC		09/27/96 1719
CCB		960614M	0.00066							09/27/96 1723

The [illegible] results, opinions or interpretations contained in this report are based upon information and material supplied by the client for whose exclusive and confidential use this report has been made. The analytical results, opinions or interpretations expressed represent the best judgment of Core Laboratories. Core Laboratories, however, makes no warranty or representation, express or implied, of any type, and expressly disclaims same as to the productivity, proper operations or profitability of any oil, gas or other mineral property, well or sand, in connection with which such report is used or relied upon for any reason whatsoever. This report shall not be reproduced, in whole or in part, without the written approval of Core Laboratories.

CORE LABORATORIES

QUALITY CONTROL RESULTS

Job Number: 962614 Date: 11/18/96

CUSTOMER: Daniel B. Stephens & Associates PROJECT: 6033.3 ENRON ROSWELL ATTN: Bob Marley

Test Method.....: SW-846 7471 Batch.....: 13828 Analyst...: lmt
Method Description.: Mercury (CVAA) Reporting Limit...: 0.0002
Parameter.....: Mercury (Hg) Units.....: mg/L

QC	Lab ID	Reagent	QC Result	QC Result	True Value	Orig. Value	Calc. Result	Units	Date/Time
ICV		960624G	0.003798		0.004000		95.0	% REC	09/27/96 1000
ICB		09276	0.000041						09/27/96 1003
MB		0926	0.000041						09/27/96 1005
MD	962604-1		0.000041			0.000041	0.00000	ABS Diff.	09/27/96 1011
MS	962604-2	950929N	0.004847		0.005000	0.000041	96.1	% REC	09/27/96 1016
CCV		950929N	0.004934		0.005000		98.7	% REC	09/27/96 1032
CCB		09276	0.000041						09/27/96 1035
EB		1312	0.000041						09/27/96 1051
SB		950929N	0.004585		0.005000		91.7	% REC	09/27/96 1054
ED	962497-1		0.000958			0.000958	0.00000	ABS Diff.	09/27/96 1059
MS	962497-1	950929N	0.006158		0.005000	0.000958	104.0	% REC	09/27/96 1102
CCV		950929N	0.005371		0.005000		107.4	% REC	09/27/96 1105
CCB		09276	0.000041						09/27/96 1107
MD	962497-1		0.000915			0.000958	0.00004	ABS Diff.	09/27/96 1110
MB		0926	0.000041						09/27/96 1113
MD	962585-1		0.000041			0.000041	0.00000	ABS Diff.	09/27/96 1118
MS	962585-8	950929N	0.005065		0.005000	0.000041	100.5	% REC	09/27/96 1126
CCV		950929N	0.005065		0.005000		101.3	% REC	09/27/96 1137
CCB		09276	0.000041						09/27/96 1139
LCS		960097	0.001789		0.00150		119.3	% REC	09/27/96 1148
CCV		950929N	0.005371		0.005000		107.4	% REC	09/27/96 1206
CCB		09276	0.000041						09/27/96 1209

The analytical results, opinions or interpretations contained in this report are based upon information and material supplied by the client for whose exclusive and confidential use this report has been made. The analytical results, opinions or interpretations expressed represent the best judgment of Core Laboratories. Core Laboratories, however, makes no warranty or representation, express or implied, of any type, and expressly disclaims same as to the product viability, proper operations or profitableness of any oil, gas or other mineral property, equipment, facility, process or proposal with which such report is used or relied upon for any reason whatsoever. This report shall not be reproduced, in whole or in part, without the written approval of Core Laboratories.

CORE LABORATORIES

QUALITY ASSURANCE METHODS

REFERENCES AND NOTES

Report Date: 11/18/96

(1) EPA 600/4-79-020, Methods for Chemical Analysis of Water and Wastes, March 1983

(2) EPA SW-846, Test Methods for Evaluating Solid Waste, Third Edition, 1989

(3) Standard Methods for The Examination of Water and Wastewater, 17th Edition, 1989

(4) EPA 600/4-80-032, Prescribed Procedures For Measurement Of Radioactivity In Drinking Water, August 1980

(5) EPA 600/8-78-017, Microbiological Methods For Monitoring The Environment, December 1978

(6) Federal Register, July 1, 1990 (40 CFR Part 136)

(7) EPA 600/4-88-03, Methods For The Determination of Organics Compounds in Drinking Water, December 1988

(8) U.S.G.S. Methods For Determination of Inorganic Substances In Water And Fluvial Sediments, Book 5, Chapter A1, 1985

(9) Federal Register, Friday, June 7, 1991 (40 CFR Parts 141 & 142)

(10) Standard Methods For The Examination of Water and Wastewater, 16th Edition, 1985

(11) ASTM, Section 11 Water and Environmental Technology, Volume 11.01 Water (1), 1991

(12) Methods of Soil Analysis, American Society of Agronomy, Agronomy No. 9, 1965

(13) EPA SW-846, Test Methods For Evaluating Solid Waste, Third Edition, Revision 1, November 1990

(14) ASTM, Section 5, Petroleum Products, Lubricants, and Fossil Fuels, Volume 05.05, Gaseous Fuels, Coal, and Coke

(15) EPA 600/2-78-054, Field and Laboratory Methods Applicable To Overburdens and Mine Soils, March 1978

(16) ASTM, Part 19, Soils and Rocks; Building Stones, 1981

Comments: Data in the QA report may differ from final results due to digestion and/or dilution of sample into analytical ranges. The "Time Analyzed" in the QA report refers to the start time of the analytical batch which may not reflect the actual time of each analysis. The "Date Analyzed" is the actual date of analysis. Results for soil and sludge samples are reported on a wet weight basis (i.e. not corrected for percent moisture) unless otherwise indicated.

NC = Not Calculable Due to Value(s) lower than the Detection Limit.

BLANK QC SAMPLE IDENTIFICATION

The analytical results, opinions or interpretations contained in this report are based upon information and material supplied by the client for whose exclusive and confidential use this report has been made. The analytical results, opinions or interpretations expressed represent the best judgment of Core Laboratories. Core Laboratories, however, makes no warranty or representation, express or implied, of any type, and expressly disclaims same as to the productivity, proper operations or profitableness of any oil, gas, coal, or other mineral property, well or sand in connection with which such report is used or relied upon for any reason whatsoever. This report shall not be reproduced, in whole or in part, without the written approval of Core Laboratories.

QUALITY ASSURANCE METHODS

REFERENCES AND NOTES

Report Date: 11/18/96

MB	Method Blank
ICB	Initial Calibration Blank
CCB	Continuing Calibration Blank

SPIKE QC SAMPLE IDENTIFICATION

MS	Method (Matrix) Spike
MSD	Method (Matrix) Spike Duplicate
PDS	Post Digestion Spike
SB	Spiked Blank
SBD	Spike Blank Duplicate

REFERENCE STANDARD QC SAMPLE IDENTIFICATION

LCS	Laboratory Control Standard
RS	Reference Standard
ICV	Initial Calibration Verification Standard
CCV	Continuing Calibration Verification Standard
ISA/ISB	ICP Interface Check Sample
ICL	Initial Calibration/Laboratory Control Sample
DSC	Distilled Standard Check

DUPLICATE QC SAMPLE IDENTIFICATION

MD	Method (Matrix) Duplicate
ED	Extraction Duplicate
DD	Digestion Duplicate

Analyses performed by a subcontract laboratory are indicated on the analytical and/or quality control reports under "technician" using the following codes:

SUBCONTRACT LABORATORY	CODE
Core Laboratories - Anaheim, CA	* AN
Core Laboratories - Casper, WY	* CA
Core Laboratories - Corpus Christi, TX	* CC
Core Laboratories - Houston, TX	* HP
Core Laboratories - Lake Charles, LA	* LC
Core Laboratories - Long Beach, CA	* LB
Other Subcontract Laboratories	* XX

EXPLANATION OF DATA FLAGS

B - This flag is used to indicate that an analyte is present in the method blank as well as in the sample. It indicates that the client should consider this when evaluating the results.

D - This flag indicates that surrogates were diluted out of calibration range and cannot be quantified.

E - Indicates that a sample result is an estimate because the concentration exceeded the calibration range of the instrument.

I - Used to indicate matrix interference.

J - Indicates that a value is an estimate. It is used when a compound is determined to be present based on the mass spectral data, but at a concentration less than the practical quantitation limit of the method.

The analytical results, opinions or interpretations contained in this report are based upon information and material supplied by the client for whose exclusive and confidential use this report has been made. The analytical results, opinions or interpretations represent the best judgment of Core Laboratories. Core Laboratories, however, makes no warranty or representation, express or implied, of any type, and expressly disclaims same as to the productivity, proper operations or profitableness of any oil, gas, or other mineral property, well, or sand in connection with which such report is used or relied upon for any reason whatsoever. This report may not be reproduced, in whole or in part, without the written approval of Core Laboratories.

QUALITY ASSURANCE METHODS

REFERENCES AND NOTES

Report Date: 11/18/96

This flag is also used when estimating the concentration of a tentatively identified compound.

X - Indicates that a surrogate recovery is outside the specified quality control limits.

Y - Used to identify a spike or spike duplicate recovery that is outside the specified quality control limits.

Z - Indicates a relative percent difference for a spike and spike duplicate is outside the specified quality control limits.

* - Indicates a relative percent difference for a duplicate analysis is outside the specified quality control limits.

^ - Used to indicate that a standard is outside specified quality control limits.

The analytical results, opinions or interpretations contained in this report are based upon information and material supplied by the client for whose exclusive and confidential use this report has been made. The analytical results, opinions or interpretations expressed represent the best judgment of Core Laboratories. Core Laboratories, however, makes no warranty or representation, express or implied, of any type, and expressly disclaims same as to the productivity, proper operations or profitableness of any oil, gas, coal, or other mineral property, well or sand in connection with which such report is used or relied upon for any reason whatsoever. This report shall not be reproduced, in whole or in part, without the written approval of Core Laboratories.

Additional Analyses
Job Number 962638
November 18, 1996

CORE LABORATORIES

ANALYTICAL REPORT

JOB NUMBER: 962638

Prepared For:

Daniel B. Stephens & Associates
6020 Academy NE
Suite 100
Albuquerque, NM 87109

Attention: Bob Marley

Date: 11/18/96

ADDITIONAL DATA

Don Morris
Signature

November 18, 1996
Date

Name: Don L. Morris

Title: Project Manager

CORE LABORATORIES, INC.
10703 East Bethany Drive
Aurora, CO 80014

PHONE: (303) 751-1780
FAX: (303) 751-1784

The analytical results, opinions or interpretations contained in this report are based upon information and material supplied by the client for whose exclusive and confidential use this report has been made. The analytical results, opinions or interpretations expressed represent the best judgment of Core Laboratories. Core Laboratories, however, makes no warranty or representation, express or implied, of any type, and expressly disclaims same as to the productivity, proper operations or profitableness of any oil, gas, coal or other mineral, property, well or sand in connection with which such report is used or relied upon for any reason whatsoever. This report shall not be reproduced, in whole or in part, without the written approval of Core Laboratories.

~~Analytical~~Technologies~~, Inc., Albuquerque, NM~~

~~San Diego • Phoenix • Seattle • Pensacola • Ft. Collins • Portland • Albuquerque~~

CHAIN OF CUSTODY

DATE: 9/23/96 PAGE 1 OF 2

ATI LAB I.D.

PLEASE FILL THIS FORM IN COMPLETELY. SHADED AREAS ARE FOR LAB USE ONLY.

PROJECT MANAGER: BOB MARLEY

COMPANY: DANIEL B. STEPHENS & ASSOC.
ADDRESS: 6020 ACADEMY NE #100
ALBUQUERQUE NM 87109
PHONE: 505-822-9400
FAX: 505-822-7788

BILL TO: GEORGE ROBINSON
COMPANY: ENRON ENVIRONMENTAL AFFAIRS
ADDRESS: 1400 SMITH ST
HOUSTON TX 77012
713-646-7327

ANALYSIS REQUEST

Petroleum Hydrocarbons (418.1) | (MOD 8015) Gas/Diesel | Diesel/Gasoline/BTXE/MTBE (MOD 8015/8020) | BTXE/MTBE (8020) | 8080, 8270, METALS, 418.1 | 8240 | Chlorinated Hydrocarbons (601/8010) | Aromatic Hydrocarbons (602/8020) | SDWA Volatiles (502.1/503.1), 502.2 Reg. & Unreg. | 418.1 | Pesticides/PCB (608/8080) | Herbicides (615/8150) | Base/Neutral/Acid Compounds GC/MS (625/8270) | Volatile Organics GC/MS (624/8240) | Polynuclear Aromatics (610/8310) | SDWA Primary Standards - Arizona | SDWA Secondary Standards - Arizona | SDWA Primary Standards - Federal | SDWA Secondary Standards - Federal | The 13 Priority Pollutant Metals | RCRA Metals by Total Digestion | RCRA Metals by TCLP (1311) | NUMBER OF CONTAINERS

SAMPLE ID	DATE	TIME	MATRIX	LAB ID	8080, 8270, METALS, 418.1	8240	418.1
SVE-1 @ 5	9/20/96	1625	SOIL		X	X	
SVE-1 @ 60	9/21/96	0805	SOIL		X	X	
MW-17 @ 10	9/21/96	1605	SOIL				X
MW-17 @ 20	9/21/96	1620	SOIL				X
MW-17 @ 30	9/21/96	1640	SOIL				X
MW-17 @ 40	9/21/96	1700	SOIL				X
MW-17 @ 50	9/21/96	1710	SOIL		X	X	
SGB6-3 @ 25	9/22/96	1215	SOIL		X	X	
SGB6-3 @ 31	9/22/96	1250	SOIL		X	X	

PROJECT INFORMATION

PROJ. NO.:	6033.3
PROJ. NAME:	ENRON ROSWELL
P.O. NO.:	
SHIPPED VIA:	FED EX

SAMPLE RECEIPT

NO. CONTAINERS	
CUSTODY SEALS	Y / N / NA
RECEIVED INTACT	
RECEIVED COLD	

PRIOR AUTHORIZATION IS REQUIRED FOR RUSH PROJECTS

(RUSH) ☐ 24hr ☐ 48hr ☐ 72hr ☐ 1 WEEK (NORMAL) ☒ 2 WEEK

Comments:
temp 2.2°c

SAMPLED & RELINQUISHED BY: 1.	RELINQUISHED BY: 2.	RELINQUISHED BY: 3.
Signature: [signature] Time: 1400	Signature: Time:	Signature: Time:
Printed Name: Date: 9/23/96	Printed Name: Date:	Printed Name: Date:
Company: DBSA Phone:	Company:	Company:

RECEIVED BY: 1.	RECEIVED BY: 2	RECEIVED BY: (LAB) 3
Signature: Time:	Signature: Time:	Signature: Time:
Printed Name: Date:	Printed Name: Date:	Printed Name: Date:
Company:	Company:	Analytical Technologies, Inc.

CORE LABORATORIES

Sample Delivery Group Narrative

November 18, 1996

Customer: Daniel B. Stevens and Associates
Project: 6033.3 Enron Roswell
Core Laboratories Project Number: 962638

During the analysis and subsequent data review, it was noted that the method duplicate on sample 962416-001 (PIT3-5 @ 30) for barium, lead, selenium and zinc was outside of the normal acceptance limits for method duplicates. Upon review of the data, no definitive answer was found to explain the variance although a nonhomogeneous sample matrix is suspected to be a contributing factor. Under a normal CLP reporting format, these values and all associated values would be flagged with an "*" on the final report.

Linda L. Benkers
QA/QC Coordinator

Timothy L. Kellogg
Laboratory Supervisor

The analytical results, opinions or interpretations contained in this report are based upon information and material supplied by the client for whose exclusive and confidential use this report has been made. The analytical results, opinions or interpretations expressed represent the best judgment of Core Laboratories. Core Laboratories, however, makes no warranty or representation, express or implied, of any type, and expressly disclaims same as to the productivity, proper operations or profitableness of any oil, gas, or other mineral, property, well or sand in connection with which such report is used or relied upon for any reason whatsoever. This report shall not be reproduced, in whole or in part, without the written approval of Core Laboratories.

CORE LABORATORIES

SAMPLE INFORMATION
Date: 11/18/96

Job Number.: 962638
Customer ..: Daniel B. Stephens & Associates
Attn.....: Bob Marley

Project Number.....: 96000156
Customer Project ID....: 6033.3 ENRON ROSWELL
Project Description....: DB Stevens/Enron

Laboratory Sample ID	Customer Sample ID	Sample Matrix	Date Sampled	Time Sampled	Date Received	Time Received
962638-1	SVE-1 @ 5'	Soil	09/20/96	16:25	09/24/96	09:00
962638-2	SVE-1 @ 5'	Soil	09/21/96	08:05	09/24/96	09:00
962638-7	MW-17 @ 40'	Soil	09/21/96	17:10	09/24/96	09:00
962638-8	SG86-3 @ 25'	Soil	09/22/96	12:15	09/24/96	09:00
962638-9	SG86-3 @ 31'	Soil	09/22/96	12:50	09/24/96	09:00

The analytical results, opinions or interpretations contained in this report are based upon information and material supplied by the client for whose exclusive and confidential use this report has been made. The analytical results, opinions or interpretations expressed represent the best judgment of Core Laboratories. Core Laboratories, however, makes no warranty or representation, express or implied, of any type, and expressly disclaims same as to the productivity, proper operations or profitableness of any oil, gas or other mineral well or sand, in connection with which such report is used or relied upon for any reason whatsoever. This report shall not be reproduced, in whole or in part, without the written approval of Core Laboratories.

CORE LABORATORIES

LABORATORY TEST RESULTS

Job Number: 962638 Date: 11/18/96

CUSTOMER: Daniel B. Stephens & Associates PROJECT: 6033.3 ENRON ROSWELL ATTN: Bob Marley

Customer Sample ID: SVE-1 @ 5'
Date Sampled.....: 09/20/96
Time Sampled.....: 16:25
Sample Matrix.....: Soil

Laboratory Sample ID: 962638-1
Date Received.....: 09/24/96
Time Received.....: 09:00

TEST METHOD	PARAMETER/TEST DESCRIPTION	SAMPLE RESULT	REPORTING LIMIT	UNITS	DATE	TECH
SW-846 3050	Acid Digestion: Solids, Solid	Complete			09/26/96	lmt
SW-846 6010A	Arsenic (As), Solid	<5	5	mg/Kg	09/27/96	gag
SW-846 6010A	Barium (Ba), Solid	284	1	mg/Kg	09/27/96	gag
SW-846 6010A	Cadmium (Cd), Solid	<0.5	0.5	mg/Kg	09/27/96	gag
SW-846 6010A	Chromium (Cr), Solid	4	1	mg/Kg	09/27/96	gag
SW-846 6010A	Copper (Cu), Solid	4	1	mg/Kg	09/27/96	gag
SW-846 6010A	Lead (Pb), Solid	<5	5	mg/Kg	09/27/96	gag
SW-846 7471	Mercury (Hg), Solid	<0.10	0.10	mg/Kg	10/05/96	lmt
SW-846 6010A	Selenium (Se), Solid	<10	10	mg/Kg	09/27/96	gag
SW-846 6010A	Silver (Ag), Solid	<1	1	mg/Kg	09/27/96	gag
SW-846 6010A	Zinc (Zn), Solid	16	1	mg/Kg	09/27/96	gag

The analytical results, opinions or interpretations contained in this report are based upon information and material supplied by the client for whose exclusive and confidential use this report has been made. The analytical results, opinions or interpretations expressed represent the best judgment of Core Laboratories. Core Laboratories, however, makes no warranty or representation, express or implied, of any type, and expressly disclaims same as to the productivity, proper operations or profitableness of any oil, gas, coal or other mineral property, well or sand in connection with which such report is used or relied upon for any reason whatsoever. This report shall not be reproduced, in whole or in part, without the written approval of Core Laboratories.

CORE LABORATORIES

LABORATORY TEST RESULTS

Job Number: 962638 Date: 11/18/96

CUSTOMER: Daniel B. Stephens & Associates PROJECT: 6033.3 ENRON ROSWELL ATTN: Bob Marley

Customer Sample ID: SVE-1 @ ~~7~~ 60'
Date Sampled.....: 09/21/96
Time Sampled.....: 08:05
Sample Matrix.....: Soil

Laboratory Sample ID: 962638-2
Date Received.....: 09/24/96
Time Received.....: 09:00

TEST METHOD	PARAMETER/TEST DESCRIPTION	SAMPLE RESULT	REPORTING LIMIT	UNITS	DATE	TECH
SW-846 3050	Acid Digestion: Solids, Solid	Complete			09/26/96	lmt
SW-846 6010A	Arsenic (As), Solid	6	5	mg/Kg	09/27/96	gag
SW-846 6010A	Barium (Ba), Solid	197	1	mg/Kg	09/27/96	gag
SW-846 6010A	Cadmium (Cd), Solid	0.6	0.5	mg/Kg	09/27/96	gag
SW-846 6010A	Chromium (Cr), Solid	28	1	mg/Kg	09/27/96	gag
SW-846 6010A	Copper (Cu), Solid	17	1	mg/Kg	09/27/96	gag
SW-846 6010A	Lead (Pb), Solid	11	5	mg/Kg	09/27/96	gag
SW-846 7471	Mercury (Hg), Solid	0.13	0.10	mg/Kg	10/05/96	lmt
SW-846 6010A	Selenium (Se), Solid	<10	10	mg/Kg	09/27/96	gag
SW-846 6010A	Silver (Ag), Solid	<1	1	mg/Kg	09/27/96	gag
SW-846 6010A	Zinc (Zn), Solid	58	1	mg/Kg	09/27/96	gag

The [illegible] contained in this report are based upon information and material supplied by the client for whose exclusive and confidential use this report has been made. The analytical results, opinions or interpretations expressed represent the best judgment of Core Laboratories. Core Laboratories, however, makes no warranty or representation, express or implied, of any type, and expressly disclaims same as to the productivity, proper operations or profitableness of any oil, gas or other mineral property, which same in connection with which such report is used or relied upon for any reason whatsoever. This report shall not be reproduced, in whole or in part, without the written approval of Core Laboratories.

CORE LABORATORIES

LABORATORY TEST RESULTS

Job Number: 962638 Date: 11/18/96

CUSTOMER: Daniel B. Stephens & Associates PROJECT: 6033.3 ENRON ROSWELL ATTN: Bob Marley

Customer Sample ID: MW-17 @ 40'
Date Sampled.....: 09/21/96
Time Sampled.....: 17:10
Sample Matrix.....: Soil

Laboratory Sample ID: 962638-7
Date Received.....: 09/24/96
Time Received.....: 09:00

TEST METHOD	PARAMETER/TEST DESCRIPTION	SAMPLE RESULT	REPORTING LIMIT	UNITS	DATE	TECH
SW-846 3050	Acid Digestion: Solids, Solid	Complete			09/26/96	lmt
SW-846 6010A	Arsenic (As), Solid	<5	5	mg/Kg	09/27/96	gag
SW-846 6010A	Barium (Ba), Solid	168	1	mg/Kg	09/27/96	gag
SW-846 6010A	Cadmium (Cd), Solid	<0.5	0.5	mg/Kg	09/27/96	gag
SW-846 6010A	Chromium (Cr), Solid	7	1	mg/Kg	09/27/96	gag
SW-846 6010A	Copper (Cu), Solid	5	1	mg/Kg	09/27/96	gag
SW-846 6010A	Lead (Pb), Solid	5	5	mg/Kg	09/27/96	gag
SW-846 7471	Mercury (Hg), Solid	<0.10	0.10	mg/Kg	10/05/96	lmt
SW-846 6010A	Selenium (Se), Solid	<10	10	mg/Kg	09/27/96	gag
SW-846 6010A	Silver (Ag), Solid	<1	1	mg/Kg	09/27/96	gag
SW-846 6010A	Zinc (Zn), Solid	21	1	mg/Kg	09/27/96	gag

The analytical results, opinions or interpretations contained in this report are based upon information and material supplied by the client for whose exclusive and confidential use this report has been made. The analytical results, opinions or interpretations expressed represent the best judgment of Core Laboratories. Core Laboratories, however, makes no warranty or representation, express or implied, of any type, and expressly disclaims same as to the productivity, proper operations or profitableness of any oil, gas, mine or other mineral property, well or sand in connection with which such report is used or relied upon for any reason whatsoever. This report shall not be reproduced, in whole or in part, without the written approval of Core Laboratories.

CORE LABORATORIES

LABORATORY TEST RESULTS

Job Number: 962638 Date: 11/18/96

CUSTOMER: Daniel B. Stephens & Associates PROJECT: 6033.3 ENRON ROSWELL ATTN: Bob Marley

Customer Sample ID: SG86-3 @ 25'
Date Sampled.....: 09/22/96
Time Sampled.....: 12:15
Sample Matrix.....: Soil

Laboratory Sample ID: 962638-8
Date Received.....: 09/24/96
Time Received.....: 09:00

TEST METHOD	PARAMETER/TEST DESCRIPTION	SAMPLE RESULT	REPORTING LIMIT	UNITS	DATE	TECH
SW-846 3050	Acid Digestion: Solids, Solid	Complete			09/26/96	lmt
SW-846 6010A	Arsenic (As), Solid	6	5	mg/Kg	10/08/96	smh
SW-846 6010A	Barium (Ba), Solid	311	1	mg/Kg	10/08/96	smh
SW-846 6010A	Cadmium (Cd), Solid	<0.5	0.5	mg/Kg	10/08/96	smh
SW-846 6010A	Chromium (Cr), Solid	4	1	mg/Kg	10/08/96	smh
SW-846 6010A	Copper (Cu), Solid	5	1	mg/Kg	09/27/96	gag
SW-846 6010A	Lead (Pb), Solid	<5	5	mg/Kg	10/08/96	smh
SW-846 7471	Mercury (Hg), Solid	<0.10	0.10	mg/Kg	10/05/96	lmt
SW-846 6010A	Selenium (Se), Solid	<10	10	mg/Kg	10/08/96	smh
SW-846 6010A	Silver (Ag), Solid	<1	1	mg/Kg	10/08/96	smh
SW-846 6010A	Zinc (Zn), Solid	18	1	mg/Kg	09/27/96	gag

The analytical results, opinions or interpretations contained in this report are based upon information and material supplied by the client for whose exclusive and confidential use this report has been made. The analytical results, opinions or interpretations expressed represent the best judgment of Core Laboratories. Core Laboratories, however, makes no warranty or representation, express or implied, of any type, and expressly disclaims same as to the productivity, proper operations or profitableness of any oil, gas or other mineral property, well or sand in connection with which such report is used or relied upon for any reason whatsoever. This report shall not be reproduced, in whole or in part, without the written approval of Core Laboratories.

CORE LABORATORIES

LABORATORY TEST RESULTS

Job Number: 962638 Date: 11/18/96

CUSTOMER: Daniel B. Stephens & Associates PROJECT: 6033.3 ENRON ROSWELL ATTN: Bob Marley

Customer Sample ID: SG86-3 @ 31'
Date Sampled.....: 09/22/96
Time Sampled.....: 12:50
Sample Matrix.....: Soil

Laboratory Sample ID: 962638-9
Date Received.....: 09/24/96
Time Received.....: 09:00

TEST METHOD	PARAMETER/TEST DESCRIPTION	SAMPLE RESULT	REPORTING LIMIT	UNITS	DATE	TECH
SW-846 3050	Acid Digestion: Solids, Solid	Complete			09/26/96	lmt
SW-846 6010A	Arsenic (As), Solid	6	5	mg/Kg	10/08/96	smh
SW-846 6010A	Barium (Ba), Solid	680	1	mg/Kg	10/08/96	smh
SW-846 6010A	Cadmium (Cd), Solid	<0.5	0.5	mg/Kg	10/08/96	smh
SW-846 6010A	Chromium (Cr), Solid	5	1	mg/Kg	10/08/96	smh
SW-846 6010A	Copper (Cu), Solid	6	1	mg/Kg	09/27/96	gag
SW-846 6010A	Lead (Pb), Solid	<5	5	mg/Kg	10/08/96	smh
SW-846 7471	Mercury (Hg), Solid	<0.10	0.10	mg/Kg	10/05/96	lmt
SW-846 6010A	Selenium (Se), Solid	<10	10	mg/Kg	10/08/96	smh
SW-846 6010A	Silver (Ag), Solid	<1	1	mg/Kg	10/08/96	smh
SW-846 6010A	Zinc (Zn), Solid	17	1	mg/Kg	09/27/96	gag

The analytical results, opinions or interpretations contained in this report are based upon information and material supplied by the client for whose exclusive and confidential use this report has been made. The analytical results, opinions or interpretations expressed represent the best judgment of Core Laboratories. Core Laboratories, however, makes no warranty or representation, express or implied, of any type, and expressly disclaims same as to the productivity, proper operations or profitableness of any oil, gas, coal or other mineral property, well or sand in connection with which such report is used or relied upon for any reason whatsoever. This report shall not be reproduced, in whole or in part, without the written approval of Core Laboratories.

CORE LABORATORIES

QUALITY CONTROL RESULTS

Job Number: 962638 Date: 11/18/96

CUSTOMER: Daniel B. Stephens & Associates PROJECT: 6033.3 ENRON ROSWELL ATTN: Bob Marley

Test Method.....: SW-846 7471 Batch.....: 14079 Analyst...: lmt
Method Description.: Mercury (CVAA) Detection Limit...: 0.0002
Parameter.....: Mercury (Hg) Units.....: mg/L

QC	Lab ID	Reagent	QC Result	QC Result	True Value	Orig. Value	Calc. Result	Units	F	Date/Time
ICV		960624G	0.003830		0.004000		95.8	% REC		10/05/96 1510
ICB		10056	0.000112							10/05/96 1511
MB		1004	0.000112							10/05/96 1512
CCV		960930N	0.005279		0.005000		105.6	% REC		10/05/96 1524
CCB		10056	-0.000045							10/05/96 1526
CCV		960930N	0.005474		0.005000		109.5	% REC		10/05/96 1539
CCB		10056	-0.000162							10/05/96 1540
MS	962729-1	960930N	0.005240		0.005000	0.000033	104.1	% REC		10/05/96 1541
MD	962729-2		0.000033			0.000151	0.00011	ABS Diff.		10/05/96 1545
CCV		960930N	0.005122		0.005000		102.4	% REC		10/05/96 1553
CCB		10056	-0.000045							10/05/96 1554
MB		1004	0.000033							10/05/96 1600
MB		1004	0.000033							10/05/96 1601
LCS		960097	0.001521		0.00150		101.4	% REC		10/05/96 1603
MD	962638-1		0.000190			0.000151	0.00003	ABS Diff.		10/05/96 1605
CCV		960930N	0.005240		0.005000		104.8	% REC		10/05/96 1607
CCB		10056	0.000151							10/05/96 1609
MS	962638-2	960930N	0.005553		0.005000	0.000268	105.7	% REC		10/05/96 1610
CCV		960930N	0.005240		0.005000		104.8	% REC		10/05/96 1622
CCB		10056	0.000032							10/05/96 1623
CCV		960930N	0.005122		0.005000		102.4	% REC		10/05/96 1629
CCB		10056	0.000112							10/05/96 1630

Test Method.....: SW-846 6010A Batch.....: 14180 Analyst...: smh
Method Description.: Metals Analysis (ICAP) Detection Limit...: 0.05
Parameter.....: Arsenic (As) Units.....: mg/L

QC	Lab ID	Reagent	QC Result	QC Result	True Value	Orig. Value	Calc. Result	Units	F	Date/Time
ICV		960429Z	1.92494		2.00		96.2	% REC		10/08/96 1732
ICB		960614M	-0.00107							10/08/96 1917
ISB		960929R	0.97228		1.000		97.2	% REC		10/08/96 1926
MB		0926	-0.00207							10/08/96 1950
LCS		960097	0.76209		0.754		101.1	% REC		10/08/96 1952
MS	962614-2	960917G	0.97538		1.000	0.04893	92.6	% REC		10/08/96 2002
CCV		960821N	2.35356		2.5		94.1	% REC		10/08/96 2019
CCB		960614M	-0.00231							10/08/96 2022
MB		1003	-0.00369							10/08/96 2055
LCS		960097	0.79928		0.754		106.0	% REC		10/08/96 2059
MD	962675-3		0.10633			0.12795	0.02162	ABS Diff.		10/08/96 2107
MS	962675-4	960917G	1.11256		1.000	0.05974	105.3	% REC		10/08/96 2112
CCV		960821N	2.43689		2.5		97.5	% REC		10/08/96 2133
CCB		960614M	0.00263							10/08/96 2146
CCV		960821N	2.49212		2.5		99.7	% REC		10/09/96 0029
CCB		960614M	0.00117							10/09/96 0036
CCV		960821N	2.45944		2.5		98.4	% REC		10/09/96 0119
CCB		960614M	0.00157							10/09/96 0124
ISB		960929R	1.01929		1.000		101.9	% REC		10/09/96 0130
CCV		960821N	2.48674		2.5		99.5	% REC		10/09/96 0135
CCB		960614M	0.00359							10/09/96 0140

The analytical results, opinions or interpretations contained in this report are based upon information and matter as supplied by the client for whose exclusive and confidential use this report has been made. The analytical results, opinions or interpretations expressed represent the best judgment of Core Laboratories. Core Laboratories, however, makes no warranty or representation, express or implied, of any type, and expressly disclaims same as to the productivity, proper operations or profitableness of any oil, gas or other mineral property, well or sand in connection with which such report is used or relied upon for any reason whatsoever. This report shall not be reproduced, in whole or in part, without the written approval of Core Laboratories.

CORE LABORATORIES

QUALITY CONTROL RESULTS

Job Number: 962638 Date: 11/18/96

CUSTOMER: Daniel B. Stephens & Associates PROJECT: 6033.3 ENRON ROSWELL ATTN: Bob Marley

Test Method.....: SW-846 6010A Batch.....: 14180 Analyst...: smh
Method Description.: Metals Analysis (ICAP) Detection Limit...: 0.01
Parameter.....: Barium (Ba) Units.....: mg/L

QC	Lab ID	Reagent	QC Result	QC Result	True Value	Orig. Value	Calc. Result	Units	F	Date/Time
ICV		960725M	0.92565		1.00		92.6	% REC		10/08/96 1735
ICB		960614M	0.00000							10/08/96 1917
ISB		960929R	0.53698		0.5000		107.4	% REC		10/08/96 1926
MB		0926	-0.00001							10/08/96 1950
LCS		960097	1.05021		1.06		99.1	% REC		10/08/96 1952
MS	962614-2	960917G	3.66925		1.000	1.35669	231.3	% REC		10/08/96 2002
PDS	962614-2	960917G	2.34411		1.000	1.35669	98.7	% REC		10/08/96 2008
CCV		960821N	4.83883		5.0		96.8	% REC		10/08/96 2019
CCB		960614M	0.00022							10/08/96 2022
MB		1003	-0.00066							10/08/96 2055
LCS		960097	1.09725		1.06		103.5	% REC		10/08/96 2059
MD	962675-3		1.14332			1.12506	1.6	RPD		10/08/96 2107
MS	962675-4	960917G	4.30288		1.000	5.50379	-120.1	% REC		10/08/96 2112
PDS	962675-4	960917G	6.50141		1.000	5.50379	99.8	% REC		10/08/96 2117
CCV		960821N	4.75046		5.0		95.0	% REC		10/08/96 2133
CCB		960614M	-0.00044							10/08/96 2146
CCV		960821N	4.74699		5.0		94.9	% REC		10/09/96 0029
CCB		960614M	-0.00011							10/09/96 0036
CCV		960821N	4.70335		5.0		94.1	% REC		10/09/96 0119
CCB		960614M	0.00022							10/09/96 0124
ISB		960929R	0.53033		0.5000		106.1	% REC		10/09/96 0130
CCV		960821N	4.73513		5.0		94.7	% REC		10/09/96 0135
CCB		960614M	0.00010							10/09/96 0140

Test Method.....: SW-846 6010A Batch.....: 14180 Analyst...: smh
Method Description.: Metals Analysis (ICAP) Detection Limit...: 0.005
Parameter.....: Cadmium (Cd) Units.....: mg/L

QC	Lab ID	Reagent	QC Result	QC Result	True Value	Orig. Value	Calc. Result	Units	F	Date/Time
ICV		960429Z	1.91044		2.00		95.5	% REC		10/08/96 1732
ICB		960614M	-0.00026							10/08/96 1917
ISB		960929R	0.94297		1.000		94.3	% REC		10/08/96 1926
MB		0926	0.00032							10/08/96 1950
LCS		960097	0.42611		0.454		93.9	% REC		10/08/96 1952
MS	962614-2	960917G	0.91540		1.000	-0.00142	91.7	% REC		10/08/96 2002
CCV		960821N	0.93622		1.0		93.6	% REC		10/08/96 2019
CCB		960614M	-0.00016							10/08/96 2022
MB		1003	0.00001							10/08/96 2055
LCS		960097	0.44172		0.454		97.3	% REC		10/08/96 2059
MD	962675-3		0.00014			0.00000	0.00014	ABS Diff.		10/08/96 2107
MS	962675-4	960917G	0.97452		1.000	0.00140	97.3	% REC		10/08/96 2112
CCV		960821N	0.97354		1.0		97.4	% REC		10/08/96 2133
CCB		960614M	0.00035							10/08/96 2146
CCV		960821N	1.02452		1.0		102.5	% REC		10/09/96 0029
CCB		960614M	0.00010							10/09/96 0036
CCV		960821N	1.01216		1.0		101.2	% REC		10/09/96 0119
CCB		960614M	0.00001							10/09/96 0124
ISB		960929R	1.02596		1.000		102.6	% REC		10/09/96 0130
CCV		960821N	1.01628		1.0		101.6	% REC		10/09/96 0135
CCB		960614M	0.00051							10/09/96 0140

The analytical results, opinions or interpretations contained in this report are based upon information and material supplied by the client for whose exclusive and confidential use this report has been made. The analytical results, opinions or interpretations expressed represent the best judgment of Core Laboratories. Core Laboratories, however, makes no warranty or representation, express or implied, of any type, and expressly disclaims same as to the productivity, proper operations or profitableness of any oil, gas, coal or other mineral property, well or sand in connection with which such report is used or relied upon for any reason whatsoever. This report shall not be reproduced, in whole or in part, without the written approval of Core Laboratories.

CORE LABORATORIES

QUALITY CONTROL RESULTS

Job Number: 962638 Date: 11/18/96

CUSTOMER: Daniel B. Stephens & Associates PROJECT: 6033.3 ENRON ROSWELL ATTN: Bob Marley

Test Method.....: SW-846 6010A
Method Description.: Metals Analysis (ICAP)
Parameter.....: Chromium (Cr)
Batch.....: 14180
Detection Limit...: 0.01
Units.....: mg/L
Analyst...: smh

QC	Lab ID	Reagent	QC Result	QC Result	True Value	Orig. Value	Calc. Result	Units	F	Date/Time
ICV		960429Z	1.89787		2.00		94.9	% REC		10/08/96 1732
ICB		960614M	0.00139							10/08/96 1917
ISB		960929R	0.49576		0.5000		99.2	% REC		10/08/96 1926
MB		0926	-0.00104							10/08/96 1950
LCS		960097	0.70308		0.71		99.0	% REC		10/08/96 1952
MS	962614-2	960917G	1.08239		1.000	0.14344	93.9	% REC		10/08/96 2002
CCV		960821N	2.34774		2.5		93.9	% REC		10/08/96 2019
CCB		960614M	0.00017							10/08/96 2022
MB		1003	0.00070							10/08/96 2055
LCS		960097	0.73003		0.71		102.8	% REC		10/08/96 2059
MD	962675-3		0.07068			0.08358	16.7	RPD		10/08/96 2107
MS	962675-4	960917G	1.12462		1.000	0.08291	104.2	% REC		10/08/96 2112
CCV		960821N	2.29080		2.5		91.6	% REC		10/08/96 2133
CCB		960614M	0.00069							10/08/96 2146
CCV		960821N	2.37203		2.5		94.9	% REC		10/09/96 0029
CCB		960614M	-0.00034							10/09/96 0036
CCV		960821N	2.34915		2.5		94.0	% REC		10/09/96 0119
CCB		960614M	-0.00157							10/09/96 0124
ISB		960929R	0.49796		0.5000		99.6	% REC		10/09/96 0130
CCV		960821N	2.35543		2.5		94.2	% REC		10/09/96 0135
CCB		960614M	0.00087							10/09/96 0140

Test Method.....: SW-846 6010A
Method Description.: Metals Analysis (ICAP)
Parameter.....: Lead (Pb)
Batch.....: 14180
Detection Limit...: 0.05
Units.....: mg/L
Analyst...: smh

QC	Lab ID	Reagent	QC Result	QC Result	True Value	Orig. Value	Calc. Result	Units	F	Date/Time
ICV		960429Z	1.90409		2.00		95.2	% REC		10/08/96 1732
ICB		960614M	0.00289							10/08/96 1917
ISB		960929R	0.94126		1.000		94.1	% REC		10/08/96 1926
MB		0926	0.00141							10/08/96 1950
LCS		960097	0.50113		0.535		93.7	% REC		10/08/96 1952
MS	962614-2	960917G	0.98372		1.000	0.08488	89.9	% REC		10/08/96 2002
CCV		960821N	0.93509		1.0		93.5	% REC		10/08/96 2019
CCB		960614M	0.00193							10/08/96 2022
MB		1003	-0.00136							10/08/96 2055
LCS		960097	0.53642		0.535		100.3	% REC		10/08/96 2059
MD	962675-3		0.06753			0.09593	0.02840	ABS Diff.		10/08/96 2107
MS	962675-4	960917G	1.03442		1.000	0.03079	100.4	% REC		10/08/96 2112
CCV		960821N	0.97615		1.0		97.6	% REC		10/08/96 2133
CCB		960614M	-0.00027							10/08/96 2146
CCV		960821N	1.03760		1.0		103.8	% REC		10/09/96 0029
CCB		960614M	-0.00084							10/09/96 0036
CCV		960821N	1.03020		1.0		103.0	% REC		10/09/96 0119
CCB		960614M	0.00101							10/09/96 0124
ISB		960929R	1.02990		1.000		103.0	% REC		10/09/96 0130
CCV		960821N	1.02242		1.0		102.2	% REC		10/09/96 0135
CCB		960614M	-0.00287							10/09/96 0140

The analytical results, opinions or interpretations contained in this report are based upon information and material supplied by the client for whose exclusive and confidential use this report has been made. The analytical results, opinions or interpretations expressed represent the best judgment of Core Laboratories. Core Laboratories, however, makes no warranty or representation, express or implied, of any type, and expressly disclaims same as to the productivity, proper operations or profitableness of any oil, gas or other mineral property, well or sand in connection with which such report is used or relied upon for any reason whatsoever. This report shall not be reproduced, in whole or in part, without the written approval of Core Laboratories.

CORE LABORATORIES

QUALITY CONTROL RESULTS

Job Number: 962638 Date: 11/18/96

CUSTOMER: Daniel B. Stephens & Associates PROJECT: 6033.3 ENRON ROSWELL ATTN: Bob Marley

Test Method.....: SW-846 6010A
Method Description.: Metals Analysis (ICAP)
Parameter.....: Selenium (Se)
Batch.....: 14180
Detection Limit...: 0.1
Units.....: mg/L
Analyst...: smh

QC	Lab ID	Reagent	QC Result	QC Result	True Value	Orig. Value	Calc. Result	Units	F	Date/Time
ICV		960429Z	1.85002		2.00		92.5	% REC		10/08/96 1732
ICB		960614M	-0.00603							10/08/96 1917
ISB		960929R	0.99311		1.000		99.3	% REC		10/08/96 1926
MB		0926	0.00493							10/08/96 1950
LCS		960097	0.65676		0.723		90.8	% REC		10/08/96 1952
MS	962614-2	960917G	0.82275		1.000	0.00415	81.9	% REC		10/08/96 2002
CCV		960821N	2.26509		2.5		90.6	% REC		10/08/96 2019
CCB		960614M	0.00173							10/08/96 2022
MB		1003	-0.00354							10/08/96 2055
LCS		960097	0.68805		0.723		95.2	% REC		10/08/96 2059
MD	962675-3		0.01589			0.00472	0.01117	ABS Diff.		10/08/96 2107
MS	962675-4	960917G	1.02245		1.000	0.05156	97.1	% REC		10/08/96 2112
CCV		960821N	2.37271		2.5		94.9	% REC		10/08/96 2133
CCB		960614M	-0.00040							10/08/96 2146
CCV		960821N	2.45095		2.5		98.0	% REC		10/09/96 0029
CCB		960614M	-0.00846							10/09/96 0036
CCV		960821N	2.41166		2.5		96.5	% REC		10/09/96 0119
CCB		960614M	-0.00437							10/09/96 0124
ISB		960929R	1.07648		1.000		107.6	% REC		10/09/96 0130
CCV		960821N	2.42454		2.5		97.0	% REC		10/09/96 0135
CCB		960614M	0.00641							10/09/96 0140

Test Method.....: SW-846 6010A
Method Description.: Metals Analysis (ICAP)
Parameter.....: Silver (Ag)
Batch.....: 14180
Detection Limit...: 0.01
Units.....: mg/L
Analyst...: smh

QC	Lab ID	Reagent	QC Result	QC Result	True Value	Orig. Value	Calc. Result	Units	F	Date/Time
ICV		960725M	00.90735		1.00		90.7	% REC		10/08/96 1735
ICB		960614M	0.00290							10/08/96 1917
ISB		960929R	1.09994		1.000		110.0	% REC		10/08/96 1926
MB		0926	-0.00383							10/08/96 1950
LCS		960097	1.24931		1.16		107.7	% REC		10/08/96 1952
MS	962614-2	960917G	1.07683		1.000	-0.00191	107.9	% REC		10/08/96 2002
CCV		960816Z	2.58783		2.500		103.5	% REC		10/08/96 2014
CCB		960614M	-0.00038							10/08/96 2022
MB		1003	-0.00067							10/08/96 2055
LCS		960097	1.29878		1.16		112.0	% REC		10/08/96 2059
MD	962675-3		-0.00154			-0.00417	0.00263	ABS Diff.		10/08/96 2107
MS	962675-4	960917G	1.25280		1.000	-0.00117	125.4	% REC		10/08/96 2112
PDS	962675-4	960917G	1.11796		1.000	-0.00117	111.9	% REC		10/08/96 2117
CCV		960816Z	2.57220		2.500		102.9	% REC		10/08/96 2127
CCB		960614M	-0.00005							10/08/96 2146
CCV		960816Z	2.53493		2.500		101.4	% REC		10/09/96 0026
CCB		960614M	-0.00031							10/09/96 0036
CCV		960816Z	2.50387		2.500		100.2	% REC		10/09/96 0116
CCB		960614M	-0.00121							10/09/96 0124
ISB		960929R	0.82793		1.000		82.8	% REC		10/09/96 0130
CCV		960816Z	2.53143		2.500		101.3	% REC		10/09/96 0132
CCB		960614M	-0.00175							10/09/96 0140

[illegible] interpretations contained in this report are based upon information and material supplied by the client for whose exclusive and confidential use this report has been made. The analytical results, opinions or interpretations expressed represent the best judgment of Core Laboratories. Core Laboratories, however, makes no warranty or representation, express or implied, of any type, and expressly disclaims same as to the productivity, proper operations or profitableness of any oil, gas, or other mineral, property, well or sand in connection with which such report is used or relied upon for any reason whatsoever. This report shall not be reproduced, in whole or in part, without the written approval of Core Laboratories

CORE LABORATORIES

QUALITY CONTROL RESULTS

Job Number: 962638 Date: 11/18/96

CUSTOMER: Daniel B. Stephens & Associates PROJECT: 6033.3 ENRON ROSWELL ATTN: Bob Marley

Test Method.....: SW-846 6010A Batch.....: 14191 Analyst...: gag
Method Description.: Metals Analysis (ICAP) Detection Limit...: 0.01
Parameter.....: Arsenic (As) Units.....: mg/L

QC	Lab ID	Reagent	QC Result	QC Result	True Value	Orig. Value	Calc. Result	Units	F	Date/Time
ICV		960429Z	2.08329		2.00		104.2	% REC		09/27/96 1131
ICB		960614M	-0.00015							09/27/96 1313
ISB		960630H	1.02717		1.000		102.7	% REC		09/27/96 1322
CRI		960702Z	0.00118		0.002500		47.2	% REC		09/27/96 1330
CCV		960821N	2.50965		2.5		100.4	% REC		09/27/96 1400
CCB		960614M	-0.00372							09/27/96 1415
ISB		960630H	1.05158		1.000		105.2	% REC		09/27/96 1431
CCV		960821N	2.50944		2.5		100.4	% REC		09/27/96 1437
CCB		960614M	0.00231							09/27/96 1443
CCV		960821N	2.54171		2.5		101.7	% REC		09/27/96 1529
CCB		960614M	-0.00186							09/27/96 1535
MB		0926	0.00336							09/27/96 1604
LCS		960097	0.81103		0.754		107.6	% REC		09/27/96 1609
CCV		960821N	2.54945		2.5		102.0	% REC		09/27/96 1617
CCB		960614M	-0.00306							09/27/96 1625
MD	962614-1		0.05517			0.05593	1.4	RPD		09/27/96 1629
MS	962614-2	960917G	1.04317		1.000	0.05717	98.6	% REC		09/27/96 1634
CCV		960821N	2.56320		2.5		102.5	% REC		09/27/96 1656
CCB		960614M	0.00426							09/27/96 1703
ISB		960630H	1.03396		1.000		103.4	% REC		09/27/96 1714
CCV		960821N	2.54761		2.5		101.9	% REC		09/27/96 1719
CCB		960614M	0.00082							09/27/96 1723

Test Method.....: SW-846 6010A Batch.....: 14191 Analyst...: gag
Method Description.: Metals Analysis (ICAP) Detection Limit...: 0.001
Parameter.....: Barium (Ba) Units.....: mg/L

QC	Lab ID	Reagent	QC Result	QC Result	True Value	Orig. Value	Calc. Result	Units	F	Date/Time
ICV		960725M	1.04853		1.00		104.9	% REC		09/27/96 1139
ICB		960614M	0.00023							09/27/96 1313
ISB		960630H	0.58069		0.5000		116.1	% REC		09/27/96 1322
CRI		960702Z	0.00610		0.005000		122.0	% REC		09/27/96 1330
CCV		960821N	5.17452		5.0		103.5	% REC		09/27/96 1400
CCB		960614M	0.00034							09/27/96 1415
ISB		960630H	0.59111		0.5000		118.2	% REC		09/27/96 1431
CCV		960821N	5.15800		5.0		103.2	% REC		09/27/96 1437
CCB		960614M	0.00092							09/27/96 1443
CCV		960821N	5.18664		5.0		103.7	% REC		09/27/96 1529
CCB		960614M	0.00045							09/27/96 1535
MB		0926	0.00078							09/27/96 1604
LCS		960097	1.12764		1.06		106.4	% REC		09/27/96 1609
CCV		960821N	5.22753		5.0		104.6	% REC		09/27/96 1617
CCB		960614M	0.00046							09/27/96 1625
MD	962614-1		2.50602			7.03724	95.0	RPD	*	09/27/96 1629
MS	962614-2	960917G	3.97466		1.000	1.47161	250.3	% REC		09/27/96 1634
PDS	962614-2	960917G	2.49558		1.000	1.47161	102.4	% REC		09/27/96 1638
CCV		960821N	5.20801		5.0		104.2	% REC		09/27/96 1656
CCB		960614M	-0.00057							09/27/96 1703
ISB		960630H	0.57541		0.5000		115.1	% REC		09/27/96 1714
CCV		960821N	5.20570		5.0		104.1	% REC		09/27/96 1719
CCB		960614M	0.00057							09/27/96 1723

The analytical results, opinions or interpretations contained in this report are based upon information and material supplied by the client for whose exclusive and confidential use this report has been made. The analytical results, opinions or interpretations expressed represent the best judgment of Core Laboratories. Core Laboratories, however, makes no warranty or representation, express or implied, of any type, and expressly disclaims same as to the productivity, proper operations or profitableness of any oil, gas or other mineral property, owell, sand, or other formation for which such report is used or relied upon for any reason whatsoever. This report shall not be reproduced, in whole or in part, without the written approval of Core Laboratories.

CORE LABORATORIES

QUALITY CONTROL RESULTS

Job Number: 962638 Date: 11/18/96

CUSTOMER: Daniel B. Stephens & Associates PROJECT: 6033.3 ENRON ROSWELL ATTN: Bob Marley

Test Method.....: SW-846 6010A
Method Description.: Metals Analysis (ICAP)
Parameter.....: Cadmium (Cd)
Batch.....: 14191
Detection Limit...: 0.0005
Units.....: mg/L
Analyst...: gag

QC	Lab ID	Reagent	QC Result	QC Result	True Value	Orig. Value	Calc. Result	Units	F	Date/Time
ICV		960429Z	2.01820		2.00		100.9	% REC		09/27/96 1131
ICB		960614M	0.00023							09/27/96 1313
ISB		960630H	1.01038		1.000		101.0	% REC		09/27/96 1322
CRI		960702Z	0.00011		0.000500		22.0	% REC		09/27/96 1330
CCV		960821N	0.97299		1.0		97.3	% REC		09/27/96 1400
CCB		960614M	-0.00036							09/27/96 1415
ISB		960630H	1.03789		1.000		103.8	% REC		09/27/96 1431
CCV		960821N	0.97846		1.0		97.8	% REC		09/27/96 1437
CCB		960614M	-0.00023							09/27/96 1443
CCV		960821N	0.98463		1.0		98.5	% REC		09/27/96 1529
CCB		960614M	-0.00007							09/27/96 1535
MB		0926	0.00020							09/27/96 1604
LCS		960097	0.45651		0.454		100.6	% REC		09/27/96 1609
CCV		960821N	0.99919		1.0		99.9	% REC		09/27/96 1617
CCB		960614M	0.00030							09/27/96 1625
MD	962614-1		0.00481			0.00408	16.4	RPD		09/27/96 1629
MS	962614-2	960917G	0.99998		1.000	0.00517	99.5	% REC		09/27/96 1634
CCV		960821N	0.99723		1.0		99.7	% REC		09/27/96 1656
CCB		960614M	-0.00011							09/27/96 1703
ISB		960630H	1.01188		1.000		101.2	% REC		09/27/96 1714
CCV		960821N	1.00241		1.0		100.2	% REC		09/27/96 1719
CCB		960614M	0.00008							09/27/96 1723

Test Method.....: SW-846 6010A
Method Description.: Metals Analysis (ICAP)
Parameter.....: Chromium (Cr)
Batch.....: 14191
Detection Limit...: 0.005
Units.....: mg/L
Analyst...: gag

QC	Lab ID	Reagent	QC Result	QC Result	True Value	Orig. Value	Calc. Result	Units	F	Date/Time
ICV		960429Z	1.96086		2.00		98.0	% REC		09/27/96 1131
ICB		960614M	0.00110							09/27/96 1313
ISB		960630H	0.51929		0.5000		103.9	% REC		09/27/96 1322
CRI		960702Z	0.00387		0.002500		154.8	% REC		09/27/96 1330
CCV		960821N	2.50689		2.5		100.3	% REC		09/27/96 1400
CCB		960614M	0.00117							09/27/96 1415
ISB		960630H	0.56652		0.5000		113.3	% REC		09/27/96 1431
CCV		960821N	2.52304		2.5		100.9	% REC		09/27/96 1437
CCB		960614M	0.00000							09/27/96 1443
CCV		960821N	2.53977		2.5		101.6	% REC		09/27/96 1529
CCB		960614M	-0.00000							09/27/96 1535
MB		0926	0.00029							09/27/96 1604
LCS		960097	0.77576		0.71		109.3	% REC		09/27/96 1609
CCV		960821N	2.57016		2.5		102.8	% REC		09/27/96 1617
CCB		960614M	0.00058							09/27/96 1625
MD	962614-1		0.13637			0.11411	17.8	RPD		09/27/96 1629
MS	962614-2	960917G	1.20698		1.000	0.16188	104.5	% REC		09/27/96 1634
CCV		960821N	2.57633		2.5		103.1	% REC		09/27/96 1656
CCB		960614M	-0.00058							09/27/96 1703
ISB		960630H	0.55439		0.5000		110.9	% REC		09/27/96 1714
CCV		960821N	2.57368		2.5		102.9	% REC		09/27/96 1719
CCB		960614M	-0.00117							09/27/96 1723

The analytical results, opinions or interpretations contained in this report are based upon information and material supplied by the client for whose exclusive and confidential use this report has been made. The analytical results, opinions or interpretations expressed represent the best judgment of Core Laboratories. Core Laboratories, however, makes no warranty or representation, express or implied, of any type, and expressly disclaims same as to the productivity, proper operations or profitableness of any oil, gas or other mineral holdings, or any other matter in connection with which such report is used or relied upon for any reason whatsoever. This report shall not be reproduced, in whole or in part, without the written approval of Core Laboratories.

CORE LABORATORIES

QUALITY CONTROL RESULTS

Job Number: 962638 Date: 11/18/96

CUSTOMER: Daniel B. Stephens & Associates PROJECT: 6033.3 ENRON ROSWELL ATTN: Bob Marley

Test Method.....: SW-846 6010A Batch.....: 14191 Analyst...: gag
Method Description.: Metals Analysis (ICAP) Detection Limit...: 0.005
Parameter.....: Copper (Cu) Units.....: mg/L

QC	Lab ID	Reagent	QC Result	QC Result	True Value	Orig. Value	Calc. Result	Units	F	Date/Time
ICV		960429Z	1.98598		2.00		99.3	% REC		09/27/96 1131
ICB		960614M	-0.00028							09/27/96 1313
ISB		960630H	0.59272		0.5000		118.5	% REC		09/27/96 1322
CRI		960702Z	0.00386		0.005000		77.2	% REC		09/27/96 1330
CCV		960821N	2.53865		2.5		101.5	% REC		09/27/96 1400
CCB		960614M	-0.00062							09/27/96 1415
ISB		960630H	0.59678		0.5000		119.4	% REC		09/27/96 1431
CCV		960821N	2.51624		2.5		100.6	% REC		09/27/96 1437
CCB		960614M	-0.00079							09/27/96 1443
CCV		960821N	2.55093		2.5		102.0	% REC		09/27/96 1529
CCB		960614M	0.00096							09/27/96 1535
MB		0926	0.00262							09/27/96 1604
LCS		960097	1.22381		1.12		109.3	% REC		09/27/96 1609
CCV		960821N	2.54706		2.5		101.9	% REC		09/27/96 1617
CCB		960614M	0.00022							09/27/96 1625
MD	962614-1		0.07621			0.06387	17.6	RPD		09/27/96 1629
MS	962614-2	960917G	1.32812		1.000	0.11869	120.9	% REC		09/27/96 1634
PDS	962614-2	960917G	1.21534		1.000	0.11869	109.7	% REC		09/27/96 1638
CCV		960821N	2.55277		2.5		102.1	% REC		09/27/96 1656
CCB		960614M	-0.00005							09/27/96 1703
ISB		960630H	0.58388		0.5000		116.8	% REC		09/27/96 1714
CCV		960821N	2.54689		2.5		101.9	% REC		09/27/96 1719
CCB		960614M	-0.00034							09/27/96 1723

Test Method.....: SW-846 6010A Batch.....: 14191 Analyst...: gag
Method Description.: Metals Analysis (ICAP) Detection Limit...: 0.003
Parameter.....: Lead (Pb) Units.....: mg/L

QC	Lab ID	Reagent	QC Result	QC Result	True Value	Orig. Value	Calc. Result	Units	F	Date/Time
ICV		960429Z	2.03052		2.00		101.5	% REC		09/27/96 1131
ICB		960614M	0.00039							09/27/96 1313
ISB		960630H	1.08076		1.000		108.1	% REC		09/27/96 1322
CRI		960702Z	0.00045		0.002500		18.0	% REC		09/27/96 1330
CCV		960821N	0.98309		1.0		98.3	% REC		09/27/96 1400
CCB		960614M	0.00247							09/27/96 1415
ISB		960630H	1.12534		1.000		112.5	% REC		09/27/96 1431
CCV		960821N	0.99798		1.0		99.8	% REC		09/27/96 1437
CCB		960614M	0.00118							09/27/96 1443
CCV		960821N	1.00240		1.0		100.2	% REC		09/27/96 1529
CCB		960614M	0.00225							09/27/96 1535
MB		0926	-0.00034							09/27/96 1604
LCS		960097	0.55661		0.535		104.0	% REC		09/27/96 1609
CCV		960821N	1.01656		1.0		101.7	% REC		09/27/96 1617
CCB		960614M	-0.00003							09/27/96 1625
MD	962614-1		0.07406			0.05568	28.3	RPD	*	09/27/96 1629
MS	962614-2	960917G	1.15689		1.000	0.09851	105.8	% REC		09/27/96 1634
CCV		960821N	1.01773		1.0		101.8	% REC		09/27/96 1656
CCB		960614M	-0.00189							09/27/96 1703
ISB		960630H	1.10445		1.000		110.4	% REC		09/27/96 1714
CCV		960821N	1.01542		1.0		101.5	% REC		09/27/96 1719
CCB		960614M	0.00029							09/27/96 1723

[illegible] opinions or interpretations contained in this report are based upon information and material supplied by the client for whose exclusive and confidential use this report has been made. The analytical results, opinions or interpretations expressed represent the best judgment of Core Laboratories. Core Laboratories, however, makes no warranty or representation, express or implied, of any type, and expressly disclaims same as to the productivity, proper operations or profitableness of any oil, gas or other mineral well or sand in connection with which such report is used or relied upon for any reason whatsoever. This report shall not be reproduced, in whole or in part, without the written approval of Core Laboratories.

CORE LABORATORIES

QUALITY CONTROL RESULTS

Job Number: 962638 Date: 11/18/96

CUSTOMER: Daniel B. Stephens & Associates PROJECT: 6033.3 ENRON ROSWELL ATTN: Bob Marley

Test Method.....: SW-846 6010A
Method Description.: Metals Analysis (ICAP)
Parameter.....: Selenium (Se)
Batch.....: 14191
Detection Limit...: 0.01
Units.....: mg/L
Analyst...: gag

QC	Lab ID	Reagent	QC Result	QC Result	True Value	Orig. Value	Calc. Result	Units	F	Date/Time
ICV		960429Z	2.08901		2.00		104.5	% REC		09/27/96 1131
ICB		960614M	0.00623							09/27/96 1313
ISB		960630H	1.12223		1.000		112.2	% REC		09/27/96 1322
CRI		960702Z	0.01146		0.002500		458.4	% REC		09/27/96 1330
CCV		960821N	2.53613		2.5		101.4	% REC		09/27/96 1400
CCB		960614M	0.00254							09/27/96 1415
ISB		960630H	1.15020		1.000		115.0	% REC		09/27/96 1431
CCV		960821N	2.51679		2.5		100.7	% REC		09/27/96 1437
CCB		960614M	-0.00669							09/27/96 1443
CCV		960821N	2.53340		2.5		101.[illegible]	% REC		09/27/96 1529
CCB		960614M	0.00881							09/27/96 1535
MB		0926	0.00006							09/27/96 1604
LCS		960097	0.72418		0.723		100.2	% REC		09/27/96 1609
CCV		960821N	2.55962		2.5		102.4	% REC		09/27/96 1617
CCB		960614M	0.00451							09/27/96 1625
MD	962614-1		0.01875			0.03086	0.01211	ABS Diff.	*	09/27/96 1629
MS	962614-2	960917G	0.93593		1.000	0.00857	92.7	% REC		09/27/96 1634
CCV		960821N	2.54906		2.5		102.0	% REC		09/27/96 1656
CCB		960614M	-0.00619							09/27/96 1703
ISB		960630H	1.11531		1.000		111.[illegible]	% REC		09/27/96 1714
CCV		960821N	2.55668		2.5		102.[illegible]	% REC		09/27/96 1719
CCB		960614M	-0.00477							09/27/96 1723

Test Method.....: SW-846 6010A
Method Description.: Metals Analysis (ICAP)
Parameter.....: Silver (Ag)
Batch.....: 14191
Detection Limit...: 0.005
Units.....: mg/L
Analyst...: gag

QC	Lab ID	Reagent	QC Result	QC Result	True Value	Orig. Value	Calc. Result	Units	F	Date/Time
ICV		960725M	1.03663		1.00		103.7	% REC		09/27/96 1139
ICB		960614M	0.00449							09/27/96 1313
ISB		960630H	1.18739		1.000		118.7	% REC		09/27/96 1322
CRI		960702Z	0.00372		0.005000		74.4	% REC		09/27/96 1330
CCV		960816Z	2.57934		2.500		103.2	% REC		09/27/96 1353
CCB		960614M	0.00052							09/27/96 1415
ISB		960630H	1.06526		1.000		106.5	% REC		09/27/96 1431
CCV		960816Z	2.56378		2.500		102.6	% REC		09/27/96 1434
CCB		960614M	-0.00177							09/27/96 1443
CCV		960816Z	2.60317		2.500		104.1	% REC		09/27/96 1527
CCB		960614M	0.00037							09/27/96 1535
MB		0926	-0.00068							09/27/96 1604
LCS		960097	1.21290		1.16		104.6	% REC		09/27/96 1609
CCV		960816Z	2.60890		2.500		104.4	% REC		09/27/96 1615
CCB		960614M	0.00076							09/27/96 1625
MD	962614-1		-0.00145			-0.00030	0.00115	ABS Diff.		09/27/96 1629
MS	962614-2	960917G	1.07644		1.000	-0.00021	107.7	% REC		09/27/96 1634
CCV		960816Z	2.60601		2.500		104.2	% REC		09/27/96 1654
CCB		960614M	0.00033							09/27/96 1703
ISB		960630H	1.06261		1.000		106.3	% REC		09/27/96 1714
CCV		960816Z	2.61572		2.500		104.6	% REC		09/27/96 1716
CCB		960614M	-0.00068							09/27/96 1723

The analytical results, opinions or interpretations contained in this report are based upon information and material supplied by the client for whose exclusive and confidential use this report has been made. The analytical results, opinions or interpretations expressed represent the best judgment of Core Laboratories. Core Laboratories, however, makes no warranty or representation, express or implied, of any type, and expressly disclaims same as to the productivity, proper operations or profitableness of any oil, gas or other mineral property, well or sand in connection with which such report is used or relied upon for any reason whatsoever. This report shall not be reproduced, in whole or in part, without the written approval of Core Laboratories.

CORE LABORATORIES

QUALITY CONTROL RESULTS

Job Number: 962638 Date: 11/18/96

CUSTOMER: Daniel B. Stephens & Associates PROJECT: 6033.3 ENRON ROSWELL ATTN: Bob Marley

Test Method.....: SW-846 6010A Batch.....: 14191 Analyst...: gag
Method Description.: Metals Analysis (ICAP) Detection Limit...: 0.005
Parameter.....: Zinc (Zn) Units.....: mg/L

QC	Lab ID	Reagent	QC Result	QC Result	True Value	Orig. Value	Calc. Result	Units	F	Date/Time
ICV		960429Z	2.06120		2.00		103.1	% REC		09/27/96 1131
ICB		960614M	0.00021							09/27/96 1313
ISB		960630H	1.05671		1.000		105.7	% REC		09/27/96 1322
CRI		960702Z	0.00621		0.005000		124.2	% REC		09/27/96 1330
CCV		960821N	2.49372		2.5		99.7	% REC		09/27/96 1400
CCB		960614M	0.00043							09/27/96 1415
ISB		960630H	1.08443		1.000		108.4	% REC		09/27/96 1431
CCV		960821N	2.49575		2.5		99.8	% REC		09/27/96 1437
CCB		960614M	0.00088							09/27/96 1443
CCV		960821N	2.49900		2.5		100.0	% REC		09/27/96 1529
CCB		960614M	0.00066							09/27/96 1535
MB		0926	0.00241							09/27/96 1604
LCS		960097	1.34165		1.34		100.1	% REC		09/27/96 1609
CCV		960821N	2.52989		2.5		101.2	% REC		09/27/96 1617
CCB		960614M	0.00022							09/27/96 1625
MD	962614-1		0.24776			0.17072	36.8	RPD	*	09/27/96 1629
MS	962614-2	960917G	1.47035		1.000	0.44551	102.5	% REC		09/27/96 1634
PDS	962614-2	960917G	1.37957		1.000	0.44551	93.4	% REC		09/27/96 1638
CCV		960821N	2.52418		2.5		101.0	% REC		09/27/96 1656
CCB		960614M	0.00022							09/27/96 1703
ISB		960630H	1.05911		1.000		105.9	% REC		09/27/96 1714
CCV		960821N	2.52577		2.5		101.0	% REC		09/27/96 1719
CCB		960614M	0.00066							09/27/96 1723

The analytical results, opinions or interpretations contained in this report are based upon information and material supplied by the client for whose exclusive and confidential use this report has been made. The analytical results, opinions or interpretations expressed represent the best judgment of Core Laboratories. Core Laboratories, however, makes no warranty or representation, express or implied, of any type, and expressly disclaims same as to the productivity, proper operations or profitableness of any oil, gas or other mineral property, well or sand in connection with which such report is used or relied upon for any reason whatsoever. This report shall not be reproduced, in whole or in part, without the written approval of Core Laboratories.

CORE LABORATORIES

QUALITY ASSURANCE METHODS

REFERENCES AND NOTES

Report Date: 11/18/96

(1) EPA 600/4-79-020, Methods for Chemical Analysis of Water and Wastes, March 1983

(2) EPA SW-846, Test Methods for Evaluating Solid Waste, Third Edition, 1989

(3) Standard Methods for The Examination of Water and Wastewater, 17th Edition, 1989

(4) EPA 600/4-80-032, Prescribed Procedures For Measurement Of Radioactivity In Drinking Water, August 1980

(5) EPA 600/8-78-017, Microbiological Methods For Monitoring The Environment, December 1978

(6) Federal Register, July 1, 1990 (40 CFR Part 136)

(7) EPA 600/4-88-03, Methods For The Determination of Organics Compounds in Drinking Water, December 1988

(8) U.S.G.S. Methods For Determination of Inorganic Substances In Water And Fluvial Sediments, Book 5, Chapter A1, 1985

(9) Federal Register, Friday, June 7, 1991 (40 CFR Parts 141 & 142)

(10) Standard Methods For The Examination of Water and Wastewater, 16th Edition, 1985

(11) ASTM, Section 11 Water and Environmental Technology, Volume 11.01 Water (1), 1991

(12) Methods of Soil Analysis, American Society of Agronomy, Agronomy No. 9, 1965

(13) EPA SW-846, Test Methods For Evaluating Solid Waste, Third Edition, Revision 1, November 1990

(14) ASTM, Section 5, Petroleum Products, Lubricants, and Fossil Fuels, Volume 05.05, Gaseous Fuels, Coal, and Coke

(15) EPA 600/2-78-054, Field and Laboratory Methods Applicable To Overburdens and Mine Soils, March 1978

(16) ASTM, Part 19, Soils and Rocks; Building Stones, 1981

Comments: Data in the QA report may differ from final results due to digestion and/or dilution of sample into analytical ranges. The "Time Analyzed" in the QA report refers to the start time of the analytical batch which may not reflect the actual time of each analysis. The "Date Analyzed" is the actual date of analysis. Results for soil and sludge samples are reported on a wet weight basis (i.e. not corrected for percent moisture) unless otherwise indicated.

NC = Not Calculable Due to Value(s) lower than the Detection Limit.

BLANK QC SAMPLE IDENTIFICATION

The analytical results, opinions or interpretations contained in this report are based upon information and material supplied by the client for whose exclusive and confidential use this report has been made. The analytical results, opinions or interpretations expressed represent the best judgment of Core Laboratories. Core Laboratories, however, makes no warranty or representation, express or implied, of any type, and expressly disclaims same as to the productivity, proper operations or profitableness of any oil, gas or other mineral well or sand in connection with which such report is used or relied upon for any reason whatsoever. This report shall not be reproduced, in whole or in part, without the written approval of Core Laboratories.

QUALITY ASSURANCE METHODS

REFERENCES AND NOTES

Report Date: 11/18/96

MB	Method Blank
ICB	Initial Calibration Blank
CCB	Continuing Calibration Blank

SPIKE QC SAMPLE IDENTIFICATION

MS	Method (Matrix) Spike
MSD	Method (Matrix) Spike Duplicate
PDS	Post Digestion Spike
SB	Spiked Blank
SBD	Spike Blank Duplicate

REFERENCE STANDARD QC SAMPLE IDENTIFICATION

LCS	Laboratory Control Standard
RS	Reference Standard
ICV	Initial Calibration Verification Standard
CCV	Continuing Calibration Verification Standard
ISA/ISB	ICP Interface Check Sample
ICL	Initial Calibration/Laboratory Control Sample
DSC	Distilled Standard Check

DUPLICATE QC SAMPLE IDENTIFICATION

MD	Method (Matrix) Duplicate
ED	Extraction Duplicate
DD	Digestion Duplicate

Analyses performed by a subcontract laboratory are indicated on the analytical and/or quality control reports under "technician" using the following codes:

SUBCONTRACT LABORATORY	CODE
Core Laboratories - Anaheim, CA	* AN
Core Laboratories - Casper, WY	* CA
Core Laboratories - Corpus Christi, TX	* CC
Core Laboratories - Houston, TX	* HP
Core Laboratories - Lake Charles, LA	* LC
Core Laboratories - Long Beach, CA	* LB
Other Subcontract Laboratories	* XX

EXPLANATION OF DATA FLAGS

B - This flag is used to indicate that an analyte is present in the method blank as well as in the sample. It indicates that the client should consider this when evaluating the results.

D - This flag indicates that surrogates were diluted out of calibration range and cannot be quantified.

E - Indicates that a sample result is an estimate because the concentration exceeded the calibration range of the instrument.

I - Used to indicate matrix interference.

J - Indicates that a value is an estimate. It is used when a compound is determined to be present based on the mass spectral data, but at a concentration less than the practical quantitation limit of the method.

The analytical results, opinions or interpretations contained in this report are based upon information and material supplied by the client for whose exclusive and confidential use this report has been made. The analytical results, opinions or interpretations expressed represent the best judgment of Core Laboratories. Core Laboratories, however, makes no warranty or representation, express or implied, of any type, and expressly disclaims same as to the productivity, proper operations or profitableness of any oil, gas or other mineral property, well or sand in connection with which such report is used or relied upon for any reason whatsoever. This report shall not be reproduced, in whole or in part, without the written approval of Core Laboratories.

QUALITY ASSURANCE METHODS

REFERENCES AND NOTES

Report Date: 11/18/96

This flag is also used when estimating the concentration of a tentatively identified compound.

X - Indicates that a surrogate recovery is outside the specified quality control limits.

Y - Used to identify a spike or spike duplicate recovery that is outside the specified quality control limits.

Z - Indicates a relative percent difference for a spike and spike duplicate is outside the specified quality control limits.

* - Indicates a relative percent difference for a duplicate analysis is outside the specified quality control limits.

^ - Used to indicate that a standard is outside specified quality control limits.

The analytical results, opinions or interpretations contained in this report are based upon information and material supplied by the client for whose exclusive and confidential use this report has been made. The analytical results, opinions or interpretations expressed represent the best judgment of Core Laboratories. Core Laboratories, however, makes no warranty or representation, express or implied, of any type, and expressly disclaims same as to the productivity, proper operations or profitableness of any oil, gas, coal or other mineral property, well or sand in connection with which such report is used or relied upon for any reason whatsoever. This report shall not be reproduced, in whole or in part, without the written approval of Core Laboratories.

Additional Analyses
Job Number 962637
November 18, 1996

CORE LABORATORIES

ANALYTICAL REPORT

JOB NUMBER: 962637

Prepared For:

Daniel B. Stephens & Associates
6020 Academy NE
Suite 100
Albuquerque, NM 87109

Attention: Bob Marley

Date: 11/18/96

ADDITIONAL DATA

Don Morris
Signature

November 18, 1996
Date

Name: Don L. Morris

Title: Project Manager

CORE LABORATORIES, INC.
10703 East Bethany Drive
Aurora, CO 80014

PHONE: (303) 751-1780
FAX: (303) 751-1784

The analytical results, opinions or interpretations contained in this report are based upon information and material supplied by the client for whose exclusive and confidential use this report has been made. The analytical results, opinions or interpretations expressed represent the best judgment of Core Laboratories. Core Laboratories, however, makes no warranty or representation, express or implied, of any type, and expressly disclaims same as to the productivity, proper operations or profitableness of any oil, gas, coal or other mineral, property, well or sand in connection with which such report is used or relied upon for any reason whatsoever. This report shall not be reproduced, in whole or in part, without the written approval of Core Laboratories.

CHAIN-OF-CUSTODY RECORD

Pg 2 of 2

CORE LABORATORIES 10703 E. AURORA CL

~~HALL ENVIRONMENTAL ANALYSIS LABO.~~
~~4901 Hawkins NE, Suite C~~
~~Albuquerque, New Mexico 87109~~
505.345.3975
~~Fax 505.345.4107~~

Client: DBS&A

Address: 6020 ACADEMY NO #100
ALBUQUERQUE NM 87109

Phone #: 505-822-9400

Fax #: 505-822-7788

Project Name: ENRON ROSWELL

Project #: 6033.3

Project Manager: BOB MARLEY

Sampler: CLARENCE PIGMAN

Samples Cold? ☒ Yes ☐ No

ANALYSIS REQUEST

Date	Time	Matrix	Sample I.D. No.	Number/Volume	Preservative HgCl2	Preservative HCl	Preservative Other	HEAL No.	BTEX + MTBE (602/8020)	BTEX + MTBE + TPH (Gasoline Only)	TPH Method 8015 MOD (Gas/Diesel)	TPH (Method 418.1)	8010/8020 Volatiles	EDB (Method 504)	EDC	8310 (PNA or PAH)	RCRA 8 Metals	Cations (Na, K, Ca, Mg)	Anions (F, Cl, NO_3, NO_2, PO_4, SO_4)	Basic Soil Test (PH, EC, SAR, PSA)	8080 Pesticides / PCB's	8080, 8270, METALS, 418.1	8240		Air Bubbles or Headspace (Y or N)
22/96	1420	SOIL	PIT 3-1 @ 30	1 @ 4oz 1 @ 8oz			NONE															X	X		
22/96	1445	SOIL	PIT 3-4 @ 5'	1 @ 4oz 1 @ 8oz			NONE															X	X		
22/96	1540	SOIL	PIT 3-4 @ 30'	1 @ 4oz 1 @ 8oz			NONE															X	X		

Date:	Time:	Relinquished By: (Signature)	Received By: (Signature)
1/23/96	1460	Bob Marley Fed-x Airbill 6725367995	Michelle Mc
Date:	Time:	Relinquished By: (Signature)	Received By: (Signature)

Remarks: ~~GEORGE~~ ROBINSON
BILL TO ENRON ENVIRONMENTAL ~~AFFAIRS~~
1400 SMITH ST
HOUSTON TX 77012
713-646-7327
temp 2.2°c

CORE LABORATORIES

Sample Delivery Group Narrative

November 18, 1996

Customer: Daniel B. Stevens and Associates
Project: 6033.3 Enron Roswell
Core Laboratories Project Number: 962637

During the analysis and subsequent data review, it was noted that the method duplicate on sample 962416-001 (PIT3-5 @ 30) for barium, lead, selenium and zinc was outside of the normal acceptance limits for method duplicates. Upon review of the data, no definitive answer was found to explain the variance although a nonhomogeneous sample matrix is suspected to be a contributing factor. Under a normal CLP reporting format, these values and all associated values would be flagged with an "*" on the final report.

Linda L. Benkers
QA/QC Coordinator

Timothy L. Kellogg
Laboratory Supervisor

The analytical results, opinions or interpretations contained in this report are based upon information and material supplied by the client for whose exclusive and confidential use this report has been made. The analytical results, opinions or interpretations expressed represent the best judgment of Core Laboratories. Core Laboratories, however, makes no warranty or representation, express or implied, of any type, and expressly disclaims same as to the productivity, proper operations or profitableness of any oil, gas, coal, or other mineral property, well or sand, in connection with which such report is used or relied upon for any reason whatsoever. This report shall not be reproduced, in whole or in part, without the written approval of Core Laboratories.

CORE LABORATORIES

SAMPLE INFORMATION
Date: 11/18/96

Job Number.: 962637
Customer ..: Daniel B. Stephens & Associates
Attn.....: Bob Marley

Project Number.....: 96000156
Customer Project ID....: 6033.3 ENRON ROSWELL
Project Description....: DB Stevens/Enron

Laboratory Sample ID	Customer Sample ID	Sample Matrix	Date Sampled	Time Sampled	Date Received	Time Received
962637-1	PIT3-1 @ 30'	Soil	09/22/96	14:20	09/24/96	09:00
962637-2	PIT3-4 @ 5'	Soil	09/22/96	14:45	09/24/96	09:00
962637-3	PIT3-4 @ 30'	Soil	09/22/96	15:40	09/24/96	09:00

The analytical results, opinions or interpretations contained in this report are based upon information and material supplied by the client for whose exclusive and confidential use this report has been made. The analytical results, opinions or interpretations expressed represent the best judgment of Core Laboratories. Core Laboratories, however, makes no warranty or representation, express or implied, of any type, and expressly disclaims same as to the productivity, proper operations or profitableness of any oil, gas or other mineral property, well or sand in connection with which such report is used or relied upon for any reason whatsoever. This report shall not be reproduced, in whole or in part, without the written approval of Core Laboratories.

CORE LABORATORIES

LABORATORY TEST RESULTS

Job Number: 962637 Date: 11/18/96

CUSTOMER: Daniel B. Stephens & Associates PROJECT: 6033.3 ENRON ROSWELL ATTN: Bob Marley

Customer Sample ID: PIT3-1 @ 30'
Date Sampled.....: 09/22/96
Time Sampled.....: 14:20
Sample Matrix.....: Soil

Laboratory Sample ID: 962637-1
Date Received.....: 09/24/96
Time Received.....: 09:00

TEST METHOD	PARAMETER/TEST DESCRIPTION	SAMPLE RESULT	REPORTING LIMIT	UNITS	DATE	TECH
SW-846 3050	Acid Digestion: Solids, Solid	Complete			09/26/96	lmt
SW-846 6010A	Arsenic (As), Solid	<5	5	mg/Kg	09/27/96	gag
SW-846 6010A	Barium (Ba), Solid	116	1	mg/Kg	09/27/96	gag
SW-846 6010A	Cadmium (Cd), Solid	0.5	0.5	mg/Kg	09/27/96	gag
SW-846 6010A	Chromium (Cr), Solid	15	1	mg/Kg	09/27/96	gag
SW-846 6010A	Copper (Cu), Solid	11	1	mg/Kg	09/27/96	gag
SW-846 6010A	Lead (Pb), Solid	11	5	mg/Kg	09/27/96	gag
SW-846 7471	Mercury (Hg), Solid	<0.10	0.10	mg/Kg	09/27/96	lmt
SW-846 6010A	Selenium (Se), Solid	<10	10	mg/Kg	09/27/96	gag
SW-846 6010A	Silver (Ag), Solid	<1	1	mg/Kg	09/27/96	gag
SW-846 6010A	Zinc (Zn), Solid	41	1	mg/Kg	09/27/96	gag

The analytical results, opinions or interpretations contained in this report are based upon information and material supplied by the client for whose exclusive and confidential use this report has been made. The analytical results, opinions or interpretations expressed represent the best judgment of Core Laboratories. Core Laboratories, however, makes no warranty or representation, express or implied, of any type, and expressly disclaims same as to the productivity, proper operations or profitableness of any oil, gas, other mineral, property, well or sand in connection with which such report is used or relied upon for any reason whatsoever. This report shall not be reproduced, in whole or in part, without the written approval of Core Laboratories.

CORE LABORATORIES

LABORATORY TEST RESULTS

Job Number: 962637

Date: 11/18/96

CUSTOMER: Daniel B. Stephens & Associates PROJECT: 6033.3 ENRON ROSWELL ATTN: Bob Marley

Customer Sample ID: PIT3-4 @ 5'
Date Sampled.....: 09/22/96
Time Sampled.....: 14:45
Sample Matrix.....: Soil

Laboratory Sample ID: 962637-2
Date Received.....: 09/24/96
Time Received.....: 09:00

TEST METHOD	PARAMETER/TEST DESCRIPTION	SAMPLE RESULT	REPORTING LIMIT	UNITS	DATE	TECH
SW-846 3050	Acid Digestion: Solids, Solid	Complete			09/26/96	lmt
SW-846 6010A	Arsenic (As), Solid	5	5	mg/Kg	09/27/96	gag
SW-846 6010A	Barium (Ba), Solid	589	1	mg/Kg	09/27/96	gag
SW-846 6010A	Cadmium (Cd), Solid	<0.5	0.5	mg/Kg	09/27/96	gag
SW-846 6010A	Chromium (Cr), Solid	3	1	mg/Kg	09/27/96	gag
SW-846 6010A	Copper (Cu), Solid	3	1	mg/Kg	09/27/96	gag
SW-846 6010A	Lead (Pb), Solid	<5	5	mg/Kg	09/27/96	gag
SW-846 7471	Mercury (Hg), Solid	<0.10	0.10	mg/Kg	09/27/96	lmt
SW-846 6010A	Selenium (Se), Solid	<10	10	mg/Kg	09/27/96	gag
SW-846 6010A	Silver (Ag), Solid	<1	1	mg/Kg	09/27/96	gag
SW-846 6010A	Zinc (Zn), Solid	12	1	mg/Kg	09/27/96	gag

The analytical results, opinions or interpretations contained in this report are based upon information and material supplied by the client for whose exclusive and confidential use this report has been made. The analytical results, opinions or interpretations expressed represent the best judgment of Core Laboratories. Core Laboratories, however, makes no warranty or representation, express or implied, of any type, and expressly disclaims same as to the productivity, proper operations or profitableness of any oil, gas, or other mineral property, or any drilling, mining, or other operation with which this report is used or relied upon for any reason whatsoever. This report shall not be reproduced, in whole or in part, without the written approval of Core Laboratories.

CORE LABORATORIES

LABORATORY TEST RESULTS

Job Number: 962637

Date: 11/18/96

CUSTOMER: Daniel B. Stephens & Associates PROJECT: 6033.3 ENRON ROSWELL ATTN: Bob Marley

Customer Sample ID: PIT3-4 @ 30'
Date Sampled.....: 09/22/96
Time Sampled.....: 15:40
Sample Matrix.....: Soil

Laboratory Sample ID: 962637-3
Date Received.....: 09/24/96
Time Received.....: 09:00

TEST METHOD	PARAMETER/TEST DESCRIPTION	SAMPLE RESULT	REPORTING LIMIT	UNITS	DATE	TECH
SW-846 3050	Acid Digestion: Solids, Solid	Complete			09/26/96	lmt
SW-846 6010A	Arsenic (As), Solid	<5	5	mg/Kg	09/27/96	gag
SW-846 6010A	Barium (Ba), Solid	50	1	mg/Kg	09/27/96	gag
SW-846 6010A	Cadmium (Cd), Solid	<0.5	0.5	mg/Kg	09/27/96	gag
SW-846 6010A	Chromium (Cr), Solid	10	1	mg/Kg	09/27/96	gag
SW-846 6010A	Copper (Cu), Solid	10	1	mg/Kg	09/27/96	gag
SW-846 6010A	Lead (Pb), Solid	10	5	mg/Kg	09/27/96	gag
SW-846 7471	Mercury (Hg), Solid	<0.10	0.10	mg/Kg	09/27/96	lmt
SW-846 6010A	Selenium (Se), Solid	<10	10	mg/Kg	09/27/96	gag
SW-846 6010A	Silver (Ag), Solid	<1	1	mg/Kg	09/27/96	gag
SW-846 6010A	Zinc (Zn), Solid	34	1	mg/Kg	09/27/96	gag

The analytical results, opinions or interpretations contained in this report are based upon information and material supplied by the client for whose exclusive and confidential use this report has been made. The analytical results, opinions or interpretations expressed represent the best judgment of Core Laboratories. Core Laboratories, however, makes no warranty or representation, express or implied, of any type, and expressly disclaims same as to the productivity, proper operations or profitableness of any oil, gas, coal or other minerals property, or anything in connection with which such report is used or relied upon for any reason whatsoever. This report shall not be reproduced, in whole or in part, without the written approval of Core Laboratories

CORE LABORATORIES

QUALITY CONTROL RESULTS

Job Number: 962637 Date: 11/18/96

CUSTOMER: Daniel B. Stephens & Associates PROJECT: 6033.3 ENRON ROSWELL ATTN: Bob Marley

Test Method.....: SW-846 7471 Batch.....: 13828 Analyst...: lmt
Method Description.: Mercury (CVAA) Detection Limit...: 0.0002
Parameter.....: Mercury (Hg) Units.....: mg/L

QC	Lab ID	Reagent	QC Result	QC Result	True Value	Orig. Value	Calc. Result	Units	F	Date/Time
ICV		960624G	0.003798		0.004000		95.0	% REC		09/27/96 1000
ICB		09276	0.000041							09/27/96 1003
MB		0926	0.000041							09/27/96 1005
MD	962604-1		0.000041			0.000041	0.00000	ABS Diff.		09/27/96 1011
MS	962604-2	950929N	0.004847		0.005000	0.000041	96.1	% REC		09/27/96 1016
CCV		950929N	0.004934		0.005000		98.7	% REC		09/27/96 1032
CCB		09276	0.000041							09/27/96 1035
EB		1312	0.000041							09/27/96 1051
SB		950929N	0.004585		0.005000		91.7	% REC		09/27/96 1054
ED	962497-1		0.000958			0.000958	0.00000	ABS Diff.		09/27/96 1059
MS	962497-1	950929N	0.006158		0.005000	0.000958	104.0	% REC		09/27/96 1102
CCV		950929N	0.005371		0.005000		107.4	% REC		09/27/96 1105
CCB		09276	0.000041							09/27/96 1107
MD	962497-1		0.000915			0.000958	0.00004	ABS Diff.		09/27/96 1110
MB		0926	0.000041							09/27/96 1113
MD	962585-1		0.000041			0.000041	0.00000	ABS Diff.		09/27/96 1118
MS	962585-8	950929N	0.005065		0.005000	0.000041	100.5	% REC		09/27/96 1126
CCV		950929N	0.005065		0.005000		101.3	% REC		09/27/96 1137
CCB		09276	0.000041							09/27/96 1139
LCS		960097	0.001789		0.00150		119.3	% REC		09/27/96 1148
CCV		950929N	0.005371		0.005000		107.4	% REC		09/27/96 1206
CCB		09276	0.000041							09/27/96 1209

Test Method.....: SW-846 6010A Batch.....: 14191 Analyst...: gag
Method Description.: Metals Analysis (ICAP) Detection Limit...: 0.01
Parameter.....: Arsenic (As) Units.....: mg/L

QC	Lab ID	Reagent	QC Result	QC Result	True Value	Orig. Value	Calc. Result	Units	F	Date/Time
ICV		960429Z	2.08329		2.00		104.2	% REC		09/27/96 1131
ICB		960614M	-0.00015							09/27/96 1313
ISB		960630H	1.02717		1.000		102.7	% REC		09/27/96 1322
CRI		960702Z	0.00118		0.002500		47.2	% REC		09/27/96 1330
CCV		960821N	2.50965		2.5		100.4	% REC		09/27/96 1400
CCB		960614M	-0.00372							09/27/96 1415
ISB		960630H	1.05158		1.000		105.2	% REC		09/27/96 1431
CCV		960821N	2.50944		2.5		100.4	% REC		09/27/96 1437
CCB		960614M	0.00231							09/27/96 1443
CCV		960821N	2.54171		2.5		101.7	% REC		09/27/96 1529
CCB		960614M	-0.00186							09/27/96 1535
MB		0926	0.00336							09/27/96 1604
LCS		960097	0.81103		0.754		107.6	% REC		09/27/96 1609
CCV		960821N	2.54945		2.5		102.0	% REC		09/27/96 1617
CCB		960614M	-0.00306							09/27/96 1625
MD	962614-1		0.05517			0.05593	1.4	RPD		09/27/96 1629
MS	962614-2	960917G	1.04317		1.000	0.05717	98.6	% REC		09/27/96 1634
CCV		960821N	2.56320		2.5		102.5	% REC		09/27/96 1656
CCB		960614M	0.00426							09/27/96 1703
ISB		960630H	1.03396		1.000		103.4	% REC		09/27/96 1714
CCV		960821N	2.54761		2.5		101.9	% REC		09/27/96 1719
CCB		960614M	0.00082							09/27/96 1723

The analytical results, opinions or interpretations contained in this report are based upon information and material supplied by the client for whose exclusive and confidential use this report has been made. The analytical results, opinions or interpretations expressed represent the best judgment of Core Laboratories. Core Laboratories, however, makes no warranty or representation, express or implied, of any type, and expressly disclaims same as to the productivity, proper operations or profitableness of any oil, gas, or other mineral property, or any kind in connection with which such report is used or relied upon for any reason whatsoever. This report shall not be reproduced, in whole or in part, without the written approval of Core Laboratories.

CORE LABORATORIES

QUALITY CONTROL RESULTS

Job Number: 962637 Date: 11/18/96

CUSTOMER: Daniel B. Stephens & Associates PROJECT: 6033.3 ENRON ROSWELL ATTN: Bob Marley

Test Method.....: SW-846 6010A
Method Description.: Metals Analysis (ICAP)
Parameter.....: Barium (Ba)
Batch.....: 14191
Detection Limit...: 0.001
Units.....: mg/L
Analyst...: gag

QC	Lab ID	Reagent	QC Result	QC Result	True Value	Orig. Value	Calc. Result	Units	F	Date/Time
ICV		960725M	1.04853		1.00		104.9	% REC		09/27/96 1139
ICB		960614M	0.00023							09/27/96 1313
ISB		960630H	0.58069		0.5000		116.1	% REC		09/27/96 1322
CRI		960702Z	0.00610		0.005000		122.0	% REC		09/27/96 1330
CCV		960821N	5.17452		5.0		103.5	% REC		09/27/96 1400
CCB		960614M	0.00034							09/27/96 1415
ISB		960630H	0.59111		0.5000		118.2	% REC		09/27/96 1431
CCV		960821N	5.15800		5.0		103.2	% REC		09/27/96 1437
CCB		960614M	0.00092							09/27/96 1443
CCV		960821N	5.18664		5.0		103.7	% REC		09/27/96 1529
CCB		960614M	0.00045							09/27/96 1535
MB		0926	0.00078							09/27/96 1604
LCS		960097	1.12764		1.06		106.4	% REC		09/27/96 1609
CCV		960821N	5.22753		5.0		104.6	% REC		09/27/96 1617
CCB		960614M	0.00046							09/27/96 1625
MD	962614-1		2.50602			7.03724	95.0	RPD	*	09/27/96 1629
MS	962614-2	960917G	3.97466		1.000	1.47161	250.3	% REC		09/27/96 1634
PDS	962614-2	960917G	2.49558		1.000	1.47161	102.4	% REC		09/27/96 1638
CCV		960821N	5.20801		5.0		104.2	% REC		09/27/96 1656
CCB		960614M	-0.00057							09/27/96 1703
ISB		960630H	0.57541		0.5000		115.1	% REC		09/27/96 1714
CCV		960821N	5.20570		5.0		104.1	% REC		09/27/96 1719
CCB		960614M	0.00057							09/27/96 1723

Test Method.....: SW-846 6010A
Method Description.: Metals Analysis (ICAP)
Parameter.....: Cadmium (Cd)
Batch.....: 14191
Detection Limit...: 0.0005
Units.....: mg/L
Analyst...: gag

QC	Lab ID	Reagent	QC Result	QC Result	True Value	Orig. Value	Calc. Result	Units	F	Date/Time
ICV		960429Z	2.01820		2.00		100.9	% REC		09/27/96 1131
ICB		960614M	0.00023							09/27/96 1313
ISB		960630H	1.01038		1.000		101.0	% REC		09/27/96 1322
CRI		960702Z	0.00011		0.000500		22.0	% REC		09/27/96 1330
CCV		960821N	0.97299		1.0		97.3	% REC		09/27/96 1400
CCB		960614M	-0.00036							09/27/96 1415
ISB		960630H	1.03789		1.000		103.8	% REC		09/27/96 1431
CCV		960821N	0.97846		1.0		97.8	% REC		09/27/96 1437
CCB		960614M	-0.00023							09/27/96 1443
CCV		960821N	0.98463		1.0		98.5	% REC		09/27/96 1529
CCB		960614M	-0.00007							09/27/96 1535
MB		0926	0.00020							09/27/96 1604
LCS		960097	0.45651		0.454		100.6	% REC		09/27/96 1609
CCV		960821N	0.99919		1.0		99.9	% REC		09/27/96 1617
CCB		960614M	0.00030							09/27/96 1625
MD	962614-1		0.00481			0.00408	16.4	RPD		09/27/96 1629
MS	962614-2	960917G	0.99998		1.000	0.00517	99.5	% REC		09/27/96 1634
CCV		960821N	0.99723		1.0		99.7	% REC		09/27/96 1656
CCB		960614M	-0.00011							09/27/96 1703
ISB		960630H	1.01188		1.000		101.2	% REC		09/27/96 1714
CCV		960821N	1.00241		1.0		100.2	% REC		09/27/96 1719
CCB		960614M	0.00008							09/27/96 1723

The analytical results, opinions or interpretations contained in this report are based upon information and material supplied by the client for whose exclusive and confidential use this report has been made. The analytical results, opinions or interpretations expressed represent the best judgment of Core Laboratories. Core Laboratories, however, makes no warranty or representation, express or implied, of any type, and expressly disclaims same as to the productivity, proper operations or profitableness of any oil, gas, or other mineral, property, or mine in connection with which such report is used or relied upon for any reason whatsoever. This report shall not be reproduced, in whole or in part, without the written approval of Core Laboratories.

CORE LABORATORIES

QUALITY CONTROL RESULTS

Job Number: 962637 Date: 11/18/96

CUSTOMER: Daniel B. Stephens & Associates PROJECT: 6033.3 ENRON ROSWELL ATTN: Bob Marley

Test Method.....: SW-846 6010A
Method Description.: Metals Analysis (ICAP)
Parameter.....: Chromium (Cr)
Batch.....: 14191
Detection Limit...: 0.005
Units.....: mg/L
Analyst...: gag

QC	Lab ID	Reagent	QC Result	QC Result	True Value	Orig. Value	Calc. Result	Units	F	Date/Time
ICV		960429Z	1.96086		2.00		98.0	% REC		09/27/96 1131
ICB		960614M	0.00110							09/27/96 1313
ISB		960630H	0.51929		0.5000		103.9	% REC		09/27/96 1322
CRI		960702Z	0.00387		0.002500		154.8	% REC		09/27/96 1330
CCV		960821N	2.50689		2.5		100.3	% REC		09/27/96 1400
CCB		960614M	0.00117							09/27/96 1415
ISB		960630H	0.56652		0.5000		113.3	% REC		09/27/96 1431
CCV		960821N	2.52304		2.5		100.9	% REC		09/27/96 1437
CCB		960614M	0.00000							09/27/96 1443
CCV		960821N	2.53977		2.5		101.6	% REC		09/27/96 1529
CCB		960614M	-0.00000							09/27/96 1535
MB		0926	0.00029							09/27/96 1604
LCS		960097	0.77576		0.71		109.3	% REC		09/27/96 1609
CCV		960821N	2.57016		2.5		102.8	% REC		09/27/96 1617
CCB		960614M	0.00058							09/27/96 1625
MD	962614-1		0.13637			0.11411	17.8	RPD		09/27/96 1629
MS	962614-2	960917G	1.20698		1.000	0.16188	104.5	% REC		09/27/96 1634
CCV		960821N	2.57633		2.5		103.1	% REC		09/27/96 1656
CCB		960614M	-0.00058							09/27/96 1703
ISB		960630H	0.55439		0.5000		110.9	% REC		09/27/96 1714
CCV		960821N	2.57368		2.5		102.9	% REC		09/27/96 1719
CCB		960614M	-0.00117							09/27/96 1723

Test Method.....: SW-846 6010A
Method Description.: Metals Analysis (ICAP)
Parameter.....: Copper (Cu)
Batch.....: 14191
Detection Limit...: 0.005
Units.....: mg/L
Analyst...: gag

QC	Lab ID	Reagent	QC Result	QC Result	True Value	Orig. Value	Calc. Result	Units	F	Date/Time
ICV		960429Z	1.98598		2.00		99.3	% REC		09/27/96 1131
ICB		960614M	-0.00028							09/27/96 1313
ISB		960630H	0.59272		0.5000		118.5	% REC		09/27/96 1322
CRI		960702Z	0.00386		0.005000		77.2	% REC		09/27/96 1330
CCV		960821N	2.53865		2.5		101.5	% REC		09/27/96 1400
CCB		960614M	-0.00062							09/27/96 1415
ISB		960630H	0.59678		0.5000		119.4	% REC		09/27/96 1431
CCV		960821N	2.51624		2.5		100.6	% REC		09/27/96 1437
CCB		960614M	-0.00079							09/27/96 1443
CCV		960821N	2.55093		2.5		102.0	% REC		09/27/96 1529
CCB		960614M	0.00096							09/27/96 1535
MB		0926	0.00262							09/27/96 1604
LCS		960097	1.22381		1.12		109.3	% REC		09/27/96 1609
CCV		960821N	2.54706		2.5		101.9	% REC		09/27/96 1617
CCB		960614M	0.00022							09/27/96 1625
MD	962614-1		0.07621			0.06387	17.6	RPD		09/27/96 1629
MS	962614-2	960917G	1.32812		1.000	0.11869	120.9	% REC		09/27/96 1634
PDS	962614-2	960917G	1.21534		1.000	0.11869	109.7	% REC		09/27/96 1638
CCV		960821N	2.55277		2.5		102.1	% REC		09/27/96 1656
CCB		960614M	-0.00005							09/27/96 1703
ISB		960630H	0.58388		0.5000		116.8	% REC		09/27/96 1714
CCV		960821N	2.54689		2.5		101.9	% REC		09/27/96 1719
CCB		960614M	-0.00034							09/27/96 1723

The analytical results, opinions or interpretations contained in this report are based upon information and material supplied by the client for whose exclusive and confidential use this report has been made. The analytical results, opinions or interpretations contained represent the best judgment of Core Laboratories. Core Laboratories, however, makes no warranty or representation, express or implied, of any type, and expressly disclaims same as to the productivity, proper operations or profitableness of any oil, gas or other mineral property or any well in connection with which such report is used or relied upon for any reason whatsoever. This report shall not be reproduced, in whole or in part, without the written approval of Core Laboratories.

CORE LABORATORIES

QUALITY CONTROL RESULTS

Job Number: 962637 Date: 11/18/96

CUSTOMER: Daniel B. Stephens & Associates PROJECT: 6033.3 ENRON ROSWELL ATTN: Bob Marley

Test Method.....: SW-846 6010A Batch.....: 14191 Analyst...: gag
Method Description.: Metals Analysis (ICAP) Detection Limit...: 0.003
Parameter.....: Lead (Pb) Units.....: mg/L

QC	Lab ID	Reagent	QC Result	QC Result	True Value	Orig. Value	Calc. Result	Units	F	Date/Time
ICV		960429Z	2.03052		2.00		101.5	% REC		09/27/96 1131
ICB		960614M	0.00039							09/27/96 1313
ISB		960630H	1.08076		1.000		108.1	% REC		09/27/96 1322
CRI		960702Z	0.00045		0.002500		18.0	% REC		09/27/96 1330
CCV		960821N	0.98309		1.0		98.3	% REC		09/27/96 1400
CCB		960614M	0.00247							09/27/96 1415
ISB		960630H	1.12534		1.000		112.5	% REC		09/27/96 1431
CCV		960821N	0.99798		1.0		99.8	% REC		09/27/96 1437
CCB		960614M	0.00118							09/27/96 1443
CCV		960821N	1.00240		1.0		100.2	% REC		09/27/96 1529
CCB		960614M	0.00225							09/27/96 1535
MB		0926	-0.00034							09/27/96 1604
LCS		960097	0.55661		0.535		104.0	% REC		09/27/96 1609
CCV		960821N	1.01656		1.0		101.7	% REC		09/27/96 1617
CCB		960614M	-0.00003							09/27/96 1625
MD	962614-1		0.07406			0.05568	28.3	RPD	*	09/27/96 1629
MS	962614-2	960917G	1.15689		1.000	0.09851	105.8	% REC		09/27/96 1634
CCV		960821N	1.01773		1.0		101.8	% REC		09/27/96 1656
CCB		960614M	-0.00189							09/27/96 1703
ISB		960630H	1.10445		1.000		110.4	% REC		09/27/96 1714
CCV		960821N	1.01542		1.0		101.5	% REC		09/27/96 1719
CCB		960614M	0.00029							09/27/96 1723

Test Method.....: SW-846 6010A Batch.....: 14191 Analyst...: gag
Method Description.: Metals Analysis (ICAP) Detection Limit...: 0.01
Parameter.....: Selenium (Se) Units.....: mg/L

QC	Lab ID	Reagent	QC Result	QC Result	True Value	Orig. Value	Calc. Result	Units	F	Date/Time
ICV		960429Z	2.08901		2.00		104.5	% REC		09/27/96 1131
ICB		960614M	0.00623							09/27/96 1313
ISB		960630H	1.12223		1.000		112.2	% REC		09/27/96 1322
CRI		960702Z	0.01146		0.002500		458.4	% REC		09/27/96 1330
CCV		960821N	2.53613		2.5		101.4	% REC		09/27/96 1400
CCB		960614M	0.00254							09/27/96 1415
ISB		960630H	1.15020		1.000		115.0	% REC		09/27/96 1431
CCV		960821N	2.51679		2.5		100.7	% REC		09/27/96 1437
CCB		960614M	-0.00669							09/27/96 1443
CCV		960821N	2.53340		2.5		101.3	% REC		09/27/96 1529
CCB		960614M	0.00881							09/27/96 1535
MB		0926	0.00006							09/27/96 1604
LCS		960097	0.72418		0.723		100.2	% REC		09/27/96 1609
CCV		960821N	2.55962		2.5		102.4	% REC		09/27/96 1617
CCB		960614M	0.00451							09/27/96 1625
MD	962614-1		0.01875			0.03086	0.01211	ABS Diff.	*	09/27/96 1629
MS	962614-2	960917G	0.93593		1.000	0.00857	92.7	% REC		09/27/96 1634
CCV		960821N	2.54906		2.5		102.0	% REC		09/27/96 1656
CCB		960614M	-0.00619							09/27/96 1703
ISB		960630H	1.11531		1.000		111.5	% REC		09/27/96 1714
CCV		960821N	2.55668		2.5		102.3	% REC		09/27/96 1719
CCB		960614M	-0.00477							09/27/96 1723

The analytical results, opinions or interpretations contained in this report are based upon information and material supplied by the client for whose exclusive and confidential use this report has been made. The analytical results, opinions or interpretations expressed represent the best judgement of Core Laboratories. Core Laboratories, however, makes no warranty or representation, express or implied, of any type, and expressly disclaims same as to the productivity, proper operations or profitableness of any oil, gas, mine or other mineral property, well or sand in connection with which such report is used or relied upon for any reason whatsoever. This report shall not be reproduced, in whole or in part, without the written approval of Core Laboratories.

CORELAB

CORE LABORATORIES

QUALITY CONTROL RESULTS

Job Number: 962637 Date: 11/18/96

CUSTOMER: Daniel B. Stephens & Associates PROJECT: 6033.3 ENRON ROSWELL ATTN: Bob Marley

Test Method.....: SW-846 6010A
Method Description.: Metals Analysis (ICAP)
Parameter.....: Silver (Ag)
Batch.....: 14191
Detection Limit...: 0.005
Units.....: mg/L
Analyst...: gag

QC	Lab ID	Reagent	QC Result	QC Result	True Value	Orig. Value	Calc. Result	Units	F	Date/Time
ICV		960725M	1.03663		1.00		103.7	% REC		09/27/96 1139
ICB		960614M	0.00449							09/27/96 1313
ISB		960630H	1.18739		1.000		118.7	% REC		09/27/96 1322
CRI		960702Z	0.00372		0.005000		74.4	% REC		09/27/96 1330
CCV		960816Z	2.57934		2.500		103.2	% REC		09/27/96 1353
CCB		960614M	0.00052							09/27/96 1415
ISB		960630H	1.06526		1.000		106.5	% REC		09/27/96 1431
CCV		960816Z	2.56378		2.500		102.6	% REC		09/27/96 1434
CCB		960614M	-0.00177							09/27/96 1443
CCV		960816Z	2.60317		2.500		104.1	% REC		09/27/96 1527
CCB		960614M	0.00037							09/27/96 1535
MB		0926	-0.00068							09/27/96 1604
LCS		960097	1.21290		1.16		104.6	% REC		09/27/96 1609
CCV		960816Z	2.60890		2.500		104.4	% REC		09/27/96 1615
CCB		960614M	0.00076							09/27/96 1625
MD	962614-1		-0.00145			-0.00030	0.00115	ABS Diff.		09/27/96 1629
MS	962614-2	960917G	1.07644		1.000	-0.00021	107.7	% REC		09/27/96 1634
CCV		960816Z	2.60601		2.500		104.2	% REC		09/27/96 1654
CCB		960614M	0.00033							09/27/96 1703
ISB		960630H	1.06261		1.000		106.3	% REC		09/27/96 1714
CCV		960816Z	2.61572		2.500		104.6	% REC		09/27/96 1716
CCB		960614M	-0.00068							09/27/96 1723

Test Method.....: SW-846 6010A
Method Description.: Metals Analysis (ICAP)
Parameter.....: Zinc (Zn)
Batch.....: 14191
Detection Limit...: 0.005
Units.....: mg/L
Analyst...: gag

QC	Lab ID	Reagent	QC Result	QC Result	True Value	Orig. Value	Calc. Result	Units	F	Date/Time
ICV		960429Z	2.06120		2.00		103.1	% REC		09/27/96 1131
ICB		960614M	0.00021							09/27/96 1313
ISB		960630H	1.05671		1.000		105.7	% REC		09/27/96 1322
CRI		960702Z	0.00621		0.005000		124.2	% REC		09/27/96 1330
CCV		960821N	2.49372		2.5		99.7	% REC		09/27/96 1400
CCB		960614M	0.00043							09/27/96 1415
ISB		960630H	1.08443		1.000		108.4	% REC		09/27/96 1431
CCV		960821N	2.49575		2.5		99.8	% REC		09/27/96 1437
CCB		960614M	0.00088							09/27/96 1443
CCV		960821N	2.49900		2.5		100.0	% REC		09/27/96 1529
CCB		960614M	0.00066							09/27/96 1535
MB		0926	0.00241							09/27/96 1604
LCS		960097	1.34165		1.34		100.1	% REC		09/27/96 1609
CCV		960821N	2.52989		2.5		101.2	% REC		09/27/96 1617
CCB		960614M	0.00022							09/27/96 1625
MD	962614-1		0.24776			0.17072	36.8	RPD	*	09/27/96 1629
MS	962614-2	960917G	1.47035		1.000	0.44551	102.5	% REC		09/27/96 1634
PDS	962614-2	960917G	1.37957		1.000	0.44551	93.4	% REC		09/27/96 1638
CCV		960821N	2.52418		2.5		101.0	% REC		09/27/96 1656
CCB		960614M	0.00022							09/27/96 1703
ISB		960630H	1.05911		1.000		105.9	% REC		09/27/96 1714
CCV		960821N	2.52577		2.5		101.0	% REC		09/27/96 1719
CCB		960614M	0.00066							09/27/96 1723

The analytical results, opinions or interpretations contained in this report are based upon information and material supplied by the client for whose exclusive and confidential use this report has been made. The analytical results, opinions or interpretations expressed represent the best judgment of Core Laboratories. Core Laboratories, however, makes no warranty or representation, express or implied, of any type, and expressly disclaims same as to the productivity, proper operations or profitableness of any oil, gas, or other mineral well or sand in connection with which such report is used or relied upon for any reason whatsoever. This report shall not be reproduced, in whole or in part, without the written approval of Core Laboratories.

CORE LABORATORIES

QUALITY ASSURANCE METHODS

REFERENCES AND NOTES

Report Date: 11/18/96

(1) EPA 600/4-79-020, Methods for Chemical Analysis of Water and Wastes, March 1983

(2) EPA SW-846, Test Methods for Evaluating Solid Waste, Third Edition, 1989

(3) Standard Methods for The Examination of Water and Wastewater, 17th Edition, 1989

(4) EPA 600/4-80-032, Prescribed Procedures For Measurement Of Radioactivity In Drinking Water, August 1980

(5) EPA 600/8-78-017, Microbiological Methods For Monitoring The Environment, December 1978

(6) Federal Register, July 1, 1990 (40 CFR Part 136)

(7) EPA 600/4-88-03, Methods For The Determination of Organics Compounds in Drinking Water, December 1988

(8) U.S.G.S. Methods For Determination of Inorganic Substances In Water And Fluvial Sediments, Book 5, Chapter A1, 1985

(9) Federal Register, Friday, June 7, 1991 (40 CFR Parts 141 & 142)

(10) Standard Methods For The Examination of Water and Wastewater, 16th Edition, 1985

(11) ASTM, Section 11 Water and Environmental Technology, Volume 11.01 Water (1), 1991

(12) Methods of Soil Analysis, American Society of Agronomy, Agronomy No. 9, 1965

(13) EPA SW-846, Test Methods For Evaluating Solid Waste, Third Edition, Revision 1, November 1990

(14) ASTM, Section 5, Petroleum Products, Lubricants, and Fossil Fuels, Volume 05.05, Gaseous Fuels, Coal, and Coke

(15) EPA 600/2-78-054, Field and Laboratory Methods Applicable To Overburdens and Mine Soils, March 1978

(16) ASTM, Part 19, Soils and Rocks; Building Stones, 1981

Comments: Data in the QA report may differ from final results due to digestion and/or dilution of sample into analytical ranges. The "Time Analyzed" in the QA report refers to the start time of the analytical batch which may not reflect the actual time of each analysis. The "Date Analyzed" is the actual date of analysis. Results for soil and sludge samples are reported on a wet weight basis (i.e. not corrected for percent moisture) unless otherwise indicated.

NC = Not Calculable Due to Value(s) lower than the Detection Limit.

BLANK QC SAMPLE IDENTIFICATION

The analytical results, opinions or interpretations contained in this report are based upon information and material supplied by the client for whose exclusive and confidential use this report has been made. The analytical results, opinions or interpretations expressed represent the best judgment of Core Laboratories. Core Laboratories, however, makes no warranty or representation, express or implied, of any type, and expressly disclaims same as to the productivity, proper operations or profitableness of any oil, gas, coal, or other mineral property, well or sand in connection with which such report is used or relied upon for any reason whatsoever. This report shall not be reproduced, in whole or in part, without the written approval of Core Laboratories.

MB	Method Blank
ICB	Initial Calibration Blank
CCB	Continuing Calibration Blank

SPIKE QC SAMPLE IDENTIFICATION

MS	Method (Matrix) Spike
MSD	Method (Matrix) Spike Duplicate
PDS	Post Digestion Spike
SB	Spiked Blank
SBD	Spike Blank Duplicate

REFERENCE STANDARD QC SAMPLE IDENTIFICATION

LCS	Laboratory Control Standard
RS	Reference Standard
ICV	Initial Calibration Verification Standard
CCV	Continuing Calibration Verification Standard
ISA/ISB	ICP Interface Check Sample
ICL	Initial Calibration/Laboratory Control Sample
DSC	Distilled Standard Check

DUPLICATE QC SAMPLE IDENTIFICATION

MD	Method (Matrix) Duplicate
ED	Extraction Duplicate
DD	Digestion Duplicate

Analyses performed by a subcontract laboratory are indicated on the analytical and/or quality control reports under "technician" using the following codes:

SUBCONTRACT LABORATORY	CODE
Core Laboratories - Anaheim, CA	* AN
Core Laboratories - Casper, WY	* CA
Core Laboratories - Corpus Christi, TX	* CC
Core Laboratories - Houston, TX	* HP
Core Laboratories - Lake Charles, LA	* LC
Core Laboratories - Long Beach, CA	* LB
Other Subcontract Laboratories	* XX

EXPLANATION OF DATA FLAGS

B - This flag is used to indicate that an analyte is present in the method blank as well as in the sample. It indicates that the client should consider this when evaluating the results.

D - This flag indicates that surrogates were diluted out of calibration range and cannot be quantified.

E - Indicates that a sample result is an estimate because the concentration exceeded the calibration range of the instrument.

I - Used to indicate matrix interference.

J - Indicates that a value is an estimate. It is used when a compound is determined to be present based on the mass spectral data, but at a concentration less than the practical quantitation limit of the method.

[illegible] opinions or interpretations contained in this report are based upon information and material supplied by the client for whose exclusive and confidential use this report has been made. The analytical results, opinions or interpretations expressed represent the best judgment of Core Laboratories. Core Laboratories, however, makes no warranty or representation, express or implied, of any type, and expressly disclaims same as to the productivity, proper operations or profitableness of any oil, gas, or other mineral well or sand in connection with which such report is used or relied upon for any reason whatsoever. This report shall not be reproduced, in whole or in part, without the written approval of Core Laboratories.

QUALITY ASSURANCE METHODS

REFERENCES AND NOTES

Report Date: 11/18/96

This flag is also used when estimating the concentration of a tentatively identified compound.

X - Indicates that a surrogate recovery is outside the specified quality control limits.

Y - Used to identify a spike or spike duplicate recovery that is outside the specified quality control limits.

Z - Indicates a relative percent difference for a spike and spike duplicate is outside the specified quality control limits.

* - Indicates a relative percent difference for a duplicate analysis is outside the specified quality control limits.

^ - Used to indicate that a standard is outside specified quality control limits.

The analytical results, opinions or interpretations contained in this report are based upon information and materials supplied by the client for whose exclusive and confidential use this report has been made. The analytical results, opinions or interpretations expressed represent the best judgment of Core Laboratories. Core Laboratories, however, makes no warranty or representation, express or implied, of any type, and expressly disclaims same as to the productivity, proper operations or profitableness of any oil, gas or other mineral property, zone, formation, or any other matter with respect to which such report is used or relied upon for any reason whatsoever. This report shall not be reproduced, in whole or in part, without the written approval of Core Laboratories.

Additional Analyses
Job Number 962677
November 18, 1996

CORE LABORATORIES

ANALYTICAL REPORT

JOB NUMBER: 962677

Prepared For:

Daniel B. Stephens & Associates
6020 Academy NE
Suite 100
Albuquerque, NM 87109

Attention: Bob Marley

Date: 11/18/96

ADDITIONAL DATA

Don Morris
Signature

November 18, 1996
Date

Name: Don L. Morris

Title: Project Manager

CORE LABORATORIES, INC.
10703 East Bethany Drive
Aurora, CO 80014

PHONE: (303) 751-1780
FAX: (303) 751-1784

The analytical results, opinions or interpretations contained in this report are based upon information and material supplied by the client for whose exclusive and confidential use this report has been made. The analytical results, opinions or interpretations expressed represent the best judgment of Core Laboratories. Core Laboratories, however, makes no warranty or representation, express or implied, of any type, and expressly disclaims same as to the productivity, proper operations or profitableness of any oil, gas, coal or other mineral, property, well or sand in connection with which such report is used or relied upon for any reason whatsoever. This report shall not be reproduced, in whole or in part, without the written approval of Core Laboratories.

CORE LAB

CORE LABORATORIES, INC.

CHAIN OF CUSTODY RECORD

CUSTOMER INFORMATION

COMPANY: Daniel B. Stephens & Assoc.
SEND REPORT TO: Bob Marley
ADDRESS: 6020 Academy NE Suite 100, Albuquerque, NM 87109
PHONE: 505-822-9400
FAX: 505-822-8877

PROJECT INFORMATION

PROJECT NAME/NUMBER: Enron-Roswell / 6033.3

BILLING INFORMATION

BILL TO: George Robinson, Enron Environmental Affairs
ADDRESS: 1400 Smith St., Houston, TX 77251
PHONE:
FAX: PO NO.

LAB JOB NO. 962677

LAB SAMPLE NO.	SAMPLE DESCRIPTION	SAMPLE DATE	SAMPLE TIME	SAMPLE MATRIX	CONTAINER	PRESERV.	NUMBER OF CONTAINERS	8080 PCBs	8270	Total Metals (pres. w/ HNO3)	Cl, SO4, T. Alkalinity	8240	TDS	NO2 + NO3	REMARKS/PRECAUTIONS
1,2	MW-14	9/24/96	1425	Water	1000 mL Amber	None	2	X	X						1 sample bottle for each analysis
3,4	MW-14	9/24/96	1425	Water	1000 mL Plastic	HNO3 None	2			X	X				"
5,6,7	MW-14	9/24/96	1425	Water	VOAs	HCl	3					X			
8	MW-14	9/24/96	1425	Water	500 mL Plastic	None	1						X		
9	MW-14	9/24/96	1425	Water	250 mL Plastic	H2SO4	1							X	
10,11	MW-17	9/24/96	1620	Water	1000 mL Amber	None None	2	X	X						1 sample bottle for each analysis
12,13	MW-17	9/24/96	1620	Water	1000 mL Plastic	HNO3 None	2			X	X				"
14,15,16	MW-17	9/24/96	1620	Water	VOAs	HCl	3					X			
17	MW-17	9/24/96	1620	Water	500 mL Plastic	None	1						X		
18	MW-17	9/24/96	1620	Water	250 mL Plastic	H2SO4	1							X	temp 2.4°C

SAMPLER: Tracy L. Roth
SHIPMENT METHOD: Fed Ex
AIRBILL NO.: 8648335990

REQUIRED TURNAROUND:* [ ] SAME DAY [ ] 24 HOURS [ ] 48 HOURS [ ] 72 HOURS [ ] 5 DAYS [ ] 10 DAYS [X] ROUTINE OTHER

1. RELINQUISHED BY:	DATE	2. RELINQUISHED BY:	DATE	3. RELINQUISHED BY:	DATE
SIGNATURE: Tracy L. Roth	9/25/96	SIGNATURE:		SIGNATURE:	
PRINTED NAME/COMPANY: Tracy L. Roth / DBS&A	TIME: 1500	PRINTED NAME/COMPANY:	TIME	PRINTED NAME/COMPANY:	TIME
RECEIVED BY:	DATE	**RECEIVED BY:**	DATE	**RECEIVED BY:**	DATE
SIGNATURE: Michelle Weatherford	9/26/96	SIGNATURE:		SIGNATURE:	
PRINTED NAME/COMPANY: CORE	TIME: 0930	PRINTED NAME/COMPANY:	TIME	PRINTED NAME/COMPANY:	TIME

* RUSH TURNAROUND MAY REQUIRE SURCHARGE

Anaheim, CA 1250 E. Gene Autry Way Anaheim, CA 92805 (714) 937-1084 Fax (714) 937-1170
Aurora, CO 10703 E. Bethany Drive Aurora, CO 80014 (303) 751-1780 Fax (303) 751-1784
Casper, WY 420 W. First Street Casper, WY 82601 (307) 235-5741 Fax (307) 266-1676
Corpus Christi, TX 1733 N. Padre Island Drive Corpus Christi, TX 78408 (512) 289-2673 Fax (512) 289-2471
Edison, NJ 284 Raritan Center Parkway Edison, NJ 08837 (908) 225-6700 Fax (908) 225-6777
Houston, TX (Env) 6310 Rothway Drive Houston, TX 77040 (713) 690-4444 Fax (713) 690-8646
Houston, TX (Eng) 8210 Mosley Road Houston, TX 77075 (713) 943-6776 Fax (713) 943-3846
Indianapolis, IN 7726 Moller Road Indianapolis, IN 46268 (317) 875-5894 Fax (317) 872-6189
Lake Charles, LA 3645 Beglis Parkway Sulphur, LA 70663 (318) 583-4926 Fax (318) 583-4929
Long Beach, CA 3700 Cherry Avenue Long Beach, CA 90807 (310) 595-8401 Fax (310) 427-5174
Tampa, FL 5460 Beaumont Center Blvd. Tampa, FL 33634 (813) 884-8268 Fax (813) 885-4938
Valparaiso, IN 2400 Cumberland Drive Valparaiso, IN 46383 (219) 464-2369 Fax (219) 462-2863

CORE LABORATORIES

Sample Delivery Group Narrative

November 18, 1996

Customer: Daniel B. Stevens and Associates
Project: 6033.3 Enron Roswell
Core Laboratories Project Number: 962677

During the analysis and subsequent data review, it was noted that the method duplicate on sample 962701-007 (MW-19) for zinc was slightly outside of the normal acceptance limits for method duplicates. Upon review of the data, no definitive answer was found to explain the variance although a nonhomogeneous sample matrix is suspected to be a contributing factor. Under a normal CLP reporting format, this zinc value and all associated zinc values would be flagged with an "*" on the final report.

Linda L. Benkers
QA/QC Coordinator

Timothy L. Kellogg
Laboratory Supervisor

The analytical results, opinions or interpretations contained in this report are based upon information and material supplied by the client for whose exclusive and confidential use this report has been made. The analytical results, opinions or interpretations expressed represent the best judgment of Core Laboratories. Core Laboratories, however, makes no warranty or representation, express or implied, of any type, and expressly disclaims same as to the productivity, proper operations or profitableness of any oil, gas or other mineral property, well or sand in connection with which such report is used or relied upon for any reason whatsoever. This report shall not be reproduced, in whole or in part, without the written approval of Core Laboratories.

CORE LABORATORIES

SAMPLE INFORMATION
Date: 11/18/96

Job Number.: 962677
Customer ..: Daniel B. Stephens & Associates
Attn.....: Bob Marley

Project Number.....: 96000156
Customer Project ID....:
Project Description....: DB Stevens/Enron

Laboratory Sample ID	Customer Sample ID	Sample Matrix	Date Sampled	Time Sampled	Date Received	Time Received
962677-1	MW-14	Water	09/24/96	14:25	09/26/96	09:30
962677-2	MW-17	Water	09/24/96	16:20	09/26/96	09:30

The analytical results, opinions or interpretations contained in this report are based upon information and material supplied by the client for whose exclusive and confidential use this report has been made. The analytical results, opinions or interpretations expressed represent the best judgment of Core Laboratories. Core Laboratories, however, makes no warranty or representation, express or implied, of any type, and expressly disclaims same as to the productivity, proper operations or profitableness of any oil, gas, or other mineral, property, well, or mine in connection with which such report is used or relied upon for any reason whatsoever. This report shall not be reproduced, in whole or in part, without the written approval of Core Laboratories.

CORE LABORATORIES

LABORATORY TEST RESULTS

Job Number: 962677 Date: 11/18/96

CUSTOMER: Daniel B. Stephens & Associates PROJECT: ATTN: Bob Marley

Customer Sample ID: MW-14
Date Sampled.....: 09/24/96
Time Sampled.....: 14:25
Sample Matrix.....: Water

Laboratory Sample ID: 962677-1
Date Received.....: 09/26/96
Time Received.....: 09:30

TEST METHOD	PARAMETER/TEST DESCRIPTION	SAMPLE RESULT	REPORTING LIMIT	UNITS	DATE	TECH
SW-846 3010	Acid Digestion, Total Metals, Total	Complete			10/04/96	gag
SW-846 6010A	Arsenic (As), Total	<0.05	0.05	mg/L	10/04/96	smh
SW-846 6010A	Barium (Ba), Total	0.03	0.01	mg/L	10/04/96	smh
SW-846 6010A	Cadmium (Cd), Total	<0.005	0.005	mg/L	10/04/96	smh
SW-846 6010A	Calcium (Ca), Total	668	0.5	mg/L	10/04/96	smh
SW-846 6010A	Chromium (Cr), Total	<0.01	0.01	mg/L	10/04/96	smh
SW-846 6010A	Copper (Cu), Total	<0.01	0.01	mg/L	10/04/96	smh
SW-846 6010A	Lead (Pb), Total	<0.003	0.003	mg/L	10/04/96	smh
SW-846 6010A	Magnesium (Mg), Total	154	0.1	mg/L	10/04/96	smh
SW-846 6010A	Manganese (Mn), Total	0.07	0.01	mg/L	10/04/96	smh
SW-846 7470	Mercury (Hg), Total	<0.0002	0.0002	mg/L	10/02/96	lmt
SW-846 6010A	Potassium (K), Total	6	5	mg/L	10/07/96	gag
SW-846 6010A	Selenium (Se), Total	<0.01	0.01	mg/L	10/04/96	smh
SW-846 6010A	Silver (Ag), Total	<0.01	0.01	mg/L	10/04/96	smh
SW-846 6010A	Sodium (Na), Total	149	5	mg/L	10/04/96	smh
SW-846 6010A	Zinc (Zn), Total	0.01	0.01	mg/L	10/04/96	smh

The analytical results, opinions or interpretations contained in this report are based upon information and material supplied by the client for whose exclusive and confidential use this report has been made. The analytical results, opinions or interpretations expressed represent the best judgment of Core Laboratories. Core Laboratories, however, makes no warranty or representation, express or implied, of any type, and expressly disclaims same as to the productivity, proper operations or profitableness of any oil, gas, or other mineral, property, well, or sand in connection with which such report is used or relied upon for any reason whatsoever. This report shall not be reproduced, in whole or in part, without the written approval of Core Laboratories.

CORE LABORATORIES

LABORATORY TEST RESULTS

Job Number: 962677 Date: 11/18/96

CUSTOMER: Daniel B. Stephens & Associates PROJECT: ATTN: Bob Marley

Customer Sample ID: MW-17
Date Sampled.....: 09/24/96
Time Sampled.....: 16:20
Sample Matrix.....: Water

Laboratory Sample ID: 962677-2
Date Received.....: 09/26/96
Time Received.....: 09:30

TEST METHOD	PARAMETER/TEST DESCRIPTION	SAMPLE RESULT	REPORTING LIMIT	UNITS	DATE	TECH
SW-846 3010	Acid Digestion, Total Metals, Total	Complete			10/04/96	gag
SW-846 6010A	Arsenic (As), Total	<0.05	0.05	mg/L	10/05/96	smh
SW-846 6010A	Barium (Ba), Total	<0.01	0.01	mg/L	10/05/96	smh
SW-846 6010A	Cadmium (Cd), Total	<0.005	0.005	mg/L	10/05/96	smh
SW-846 6010A	Calcium (Ca), Total	626	0.5	mg/L	10/05/96	smh
SW-846 6010A	Chromium (Cr), Total	<0.01	0.01	mg/L	10/05/96	smh
SW-846 6010A	Copper (Cu), Total	<0.01	0.01	mg/L	10/05/96	smh
SW-846 6010A	Lead (Pb), Total	<0.003	0.003	mg/L	10/05/96	smh
SW-846 6010A	Magnesium (Mg), Total	170	0.1	mg/L	10/05/96	smh
SW-846 6010A	Manganese (Mn), Total	<0.01	0.01	mg/L	10/05/96	smh
SW-846 7470	Mercury (Hg), Total	<0.0002	0.0002	mg/L	10/02/96	lmt
SW-846 6010A	Potassium (K), Total	<5	5	mg/L	10/07/96	gag
SW-846 6010A	Selenium (Se), Total	<0.01	0.01	mg/L	10/05/96	smh
SW-846 6010A	Silver (Ag), Total	<0.01	0.01	mg/L	10/05/96	smh
SW-846 6010A	Sodium (Na), Total	218	5	mg/L	10/05/96	smh
SW-846 6010A	Zinc (Zn), Total	0.01	0.01	mg/L	10/05/96	smh

The analytical results, opinions or interpretations contained in this report are based upon information and material supplied by the client for whose exclusive and confidential use this report has been made. The analytical results, opinions or interpretations expressed represent the best judgment of Core Laboratories. Core Laboratories, however, makes no warranty or representation, express or implied, of any type, and expressly disclaims same as to the productivity, proper operations or profitableness of any oil, gas, coal or other mineral properties, or the suitability of any such report is used or relied upon for any reason whatsoever. This report shall not be reproduced, in whole or in part, without the written approval of Core Laboratories.

CORE LABORATORIES

QUALITY CONTROL RESULTS

Job Number: 962677 Date: 11/18/96

CUSTOMER: Daniel B. Stephens & Associates PROJECT: ATTN: Bob Marley

Test Method.....: SW-846 7470 Batch.....: 13935 Analyst...: lmt
Method Description.: Mercury (CVAA) Reporting Limit...: 0.0002
Parameter.....: Mercury (Hg) Units.....: mg/L

QC	Lab ID	Reagent	QC Result	QC Result	True Value	Orig. Value	Calc. Result	Units	Date/Time
ICV		960624G	0.003757		0.004000		93.9	% REC	10/02/96 1030
ICB		10026	0.000019						10/02/96 1032
MB		1001	0.000019						10/02/96 1034
MB		1001	0.000019						10/02/96 1037
MD	962667-1		0.000019			0.000019	0.00000	ABS Diff.	10/02/96 1041
MS	962667-1	960930N	0.005211		0.005000	0.000019	103.8	% REC	10/02/96 1045
CCV		960930N	0.005003		0.005000		100.1	% REC	10/02/96 1056
CCB		10026	0.000019						10/02/96 1058
MD	962668-1		0.001265			0.001473	15.2	RPD	10/02/96 1101
MS	962639-1	960930N	0.009198		0.005000	0.004629	91.4	% REC	10/02/96 1105
CCV		960930N	0.004795		0.005000		95.9	% REC	10/02/96 1122
CCB		10026	0.000019						10/02/96 1125
MB		1001	0.000019						10/02/96 1131
LCS		960830G	0.001763		0.002000		88.2	% REC	10/02/96 1133
MD	962617-2		0.000019			0.000019	0.00000	ABS Diff.	10/02/96 1138
MS	962617-1	960930N	0.005252		0.005000	0.000019	104.7	% REC	10/02/96 1142
CCV		960930N	0.004837		0.005000		96.7	% REC	10/02/96 1149
CCB		10026	0.000019						10/02/96 1151
MB		1001	0.000019						10/02/96 1157
EB		1311	0.000019						10/02/96 1159
MS	962671-1	960930N	0.004754		0.005000	0.000019	94.7	% REC	10/02/96 1204
MSD	962671-1	960930N	0.004629	0.00475	0.005000	0.000019	92.2	% REC	10/02/96 1206
							2.7	RPD	
ED	962671-7		0.000019			0.000019	0.00000	ABS Diff.	10/02/96 1213
CCV		960930N	0.004712		0.005000		94.2	% REC	10/02/96 1215
CCB		10026	0.000019						10/02/96 1217
MS	962671-4	960930N	0.005003		0.005000	0.000019	99.7	% REC	10/02/96 1223
SB		960930N	0.004629		0.005000		92.6	% REC	10/02/96 1226
CCV		960930N	0.004795		0.005000		95.9	% REC	10/02/96 1228
CCB		10026	0.000019						10/02/96 1230

Test Method.....: SW-846 6010A Batch.....: 14069 Analyst...: smh
Method Description.: Metals Analysis (ICAP) Reporting Limit...: 0.05
Parameter.....: Arsenic (As) Units.....: mg/L

QC	Lab ID	Reagent	QC Result	QC Result	True Value	Orig. Value	Calc. Result	Units	Date/Time
ICV		960716T	2.01841		2.00		100.9	% REC	10/04/96 0909
ICB		960920Z	-0.00265						10/04/96 0950
ISB		960929R	1.03157		1.000		103.2	% REC	10/04/96 0959
MB		1003	-0.00424						10/04/96 1011
LCS		960923H	1.06008		1.00		106.0	% REC	10/04/96 1012
CRI		960929S	0.00051		0.002500		20.4	% REC	10/04/96 1030
CCV		960809Z	2.52653		2.5		101.1	% REC	10/04/96 1133
CCB		960920Z	0.00478						10/04/96 1259
MS	962729-1	960917G	1.00692		1.000	0.00663	100.0	% REC	10/04/96 1309
MSD	962729-1	960917G	1.03254	1.00692	1.000	0.00663	102.6	% REC	10/04/96 1311
							2.5	RPD	
MD	962729-2		0.00475			0.00248	0.00227	ABS Diff.	10/04/96 1333
CCV		960809Z	2.46377		2.5		98.6	% REC	10/04/96 1339
CCB		960920Z	0.00401						10/04/96 1344
SD	962729-2		0.00284			-0.00184		% Diff.	10/04/96 1403

The analytical results, opinions and interpretations contained in this report are based upon information and material supplied by the client for whose exclusive and confidential use this report has been made. The analytical results, opinions or interpretations expressed represent the best judgment of Core Laboratories. Core Laboratories, however, makes no warranty or representation, express or implied, of any type, and expressly disclaims same as to the productivity, proper operations or profitableness of any oil, gas, coal or other minerals, property, well or sand in connection with which such report is used or relied upon for any reason whatsoever. This report shall not be reproduced, in whole or in part, without the written approval of Core Laboratories.

CORE LABORATORIES

QUALITY CONTROL RESULTS

Job Number: 962677 Date: 11/18/96

CUSTOMER: Daniel B. Stephens & Associates PROJECT: ATTN: Bob Marley

Test Method.....: SW-846 6010A Batch.....: 14069 Analyst...: smh
Method Description.: Metals Analysis (ICAP) Reporting Limit...: 0.05
Parameter.....: Arsenic (As) Units.....: mg/L

QC	Lab ID	Reagent	QC Result	QC Result	True Value	Orig. Value	Calc. Result	Units	Date/Time
MS	962642-5	960917G	1.02002		1.000	0.00340	101.7	% REC	10/04/96 1415
MSD	962642-5	960917G	0.99250	1.02002	1.000	0.00340	98.9	% REC	10/04/96 1418
							2.7	RPD	
MD	962642-4		0.00349			0.00034	0.00315	ABS Diff.	10/04/96 1424
CCV		960809Z	2.39129		2.5		95.7	% REC	10/04/96 1432
CCB		960920Z	0.00487						10/04/96 1442
SD	962642-7		0.00066			0.00128		% Diff.	10/04/96 1455
MS	962673-7	960917G	1.02676		1.000	0.00135	102.5	% REC	10/04/96 1508
MSD	962673-7	960917G	1.03787	1.02676	1.000	0.00135	103.7	% REC	10/04/96 1510
							1.1	RPD	
MS	962684-1	960917G	1.06219		1.000	0.01044	105.2	% REC	10/04/96 1516
MSD	962684-1	960917G	1.02505	1.06219	1.000	0.01044	101.5	% REC	10/04/96 1518
							3.6	RPD	
CCV		960809Z	2.48579		2.5		99.4	% REC	10/04/96 1523
CCB		960920Z	-0.00004						10/04/96 1533
PDS	962684-1	960917G	0.96072		1.000	0.01044	95.0	% REC	10/04/96 1653
PSD	962684-1	960917G	0.95705	0.96072	1.000	0.01044	94.7	% REC	10/04/96 1657
							0.4	RPD	
CCV		960809Z	2.57599		2.5		103.0	% REC	10/04/96 1754
CCB		960920Z	-0.00187						10/04/96 1805
CCV		960809Z	2.46645		2.5		98.7	% REC	10/04/96 2102
CCB		960920Z	0.00427						10/04/96 2112
MB		1004	0.00309						10/04/96 2208
LCS		961003H	0.94525		1.00		94.5	% REC	10/04/96 2216
CCV		960809Z	2.47089		2.5		98.8	% REC	10/04/96 2221
CCB		960920Z	0.00018						10/04/96 2243
MD	962756-1		0.00532			0.00524	0.00008	ABS Diff.	10/04/96 2259
CCV		960809Z	2.58744		2.5		103.5	% REC	10/04/96 2327
CCB		960920Z	0.00032						10/04/96 2353
MD	962701-7		0.00741			0.00065	0.00676	ABS Diff.	10/05/96 0008
CCV		960809Z	2.55100		2.5		102.0	% REC	10/05/96 0031
CCB		960920Z	0.00139						10/05/96 0039
CCV		960809Z	2.54680		2.5		101.9	% REC	10/05/96 0114
CCB		960920Z	-0.00203						10/05/96 0125
MS	962752-2	960917G	0.97659		1.000	0.00815	96.8	% REC	10/05/96 0138
MSD	962752-2	960917G	1.00024	0.97659	1.000	0.00815	99.2	% REC	10/05/96 0142
							2.4	RPD	
SD	962752-2		-0.00480			0.00815		% Diff.	10/05/96 0144
ISB		960929R	0.96616		1.000		96.6	% REC	10/05/96 0150
CRI		960929S	0.00659		0.002500		263.6	% REC	10/05/96 0156
CCV		960809Z	2.52599		2.5		101.0	% REC	10/05/96 0207
CCB		960920Z	-0.00333						10/05/96 0216

Test Method.....: SW-846 6010A Batch.....: 14069 Analyst...: smh
Method Description.: Metals Analysis (ICAP) Reporting Limit...: 0.01
Parameter.....: Barium (Ba) Units.....: mg/L

QC	Lab ID	Reagent	QC Result	QC Result	True Value	Orig. Value	Calc. Result	Units	Date/Time
ICV		960501Q	0.99413		1.00		99.4	% REC	10/04/96 0917
ICB		960920Z	-0.00021						10/04/96 0950
ISB		960929R	0.54058		0.5000		108.1	% REC	10/04/96 0959

The analytical results, opinions or interpretations contained in this report are based upon information and material supplied by the client for whose exclusive and confidential use this report has been made. The analytical results, opinions or interpretations expressed represent the best judgment of Core Laboratories. Core Laboratories, however, makes no warranty or representation, express or implied, of any type, and expressly disclaims same as to the productivity, proper operations or profitableness of any oil, gas, or other mineral property, and shall not be liable in connection with which such report is used or relied upon for any reason whatsoever. This report shall not be reproduced, in whole or in part, without the written approval of Core Laboratories.

CORE LABORATORIES

QUALITY CONTROL RESULTS

Job Number: 962677 Date: 11/18/96

CUSTOMER: Daniel B. Stephens & Associates PROJECT: ATTN: Bob Marley

Test Method.....: SW-846 6010A Batch.....: 14069 Analyst...: smh
Method Description.: Metals Analysis (ICAP) Reporting Limit...: 0.01
Parameter.....: Barium (Ba) Units.....: mg/L

QC	Lab ID	Reagent	QC Result	QC Result	True Value	Orig. Value	Calc. Result	Units	Date/Time
MB		1003	-0.00054						10/04/96 1011
LCS		960923H	1.07486		1.00		107.5	% REC	10/04/96 1012
CRI		960929S	0.00528		0.005000		105.6	% REC	10/04/96 1030
CCV		960809Z	4.98685		5.0		99.7	% REC	10/04/96 1133
CCB		960920Z	-0.00000						10/04/96 1259
MS	962729-1	960917G	1.30945		1.000	0.18481	112.5	% REC	10/04/96 1309
MSD	962729-1	960917G	1.38257	1.30945	1.000	0.18481	119.8	% REC	10/04/96 1311
							5.4	RPD	
MD	962729-2		0.06335			0.06382	0.7	RPD	10/04/96 1333
CCV		960809Z	5.02230		5.0		100.4	% REC	10/04/96 1339
CCB		960920Z	0.00078						10/04/96 1344
SD	962729-2		0.00279			0.01282		% Diff.	10/04/96 1403
MS	962642-5	960917G	1.23080		1.000	0.06663	116.4	% REC	10/04/96 1415
MSD	962642-5	960917G	1.21921	1.23080	1.000	0.06663	115.3	% REC	10/04/96 1418
							0.9	RPD	
MD	962642-4		0.21405			0.21987	2.7	RPD	10/04/96 1424
CCV		960809Z	4.83510		5.0		96.7	% REC	10/04/96 1432
CCB		960920Z	0.00056						10/04/96 1442
SD	962642-7		0.01790			0.09031	0.9	% Diff.	10/04/96 1455
MS	962673-7	960917G	1.37794		1.000	0.18033	119.8	% REC	10/04/96 1508
MSD	962673-7	960917G	1.35802	1.37794	1.000	0.18033	117.8	% REC	10/04/96 1510
							1.5	RPD	
MS	962684-1	960917G	1.56674		1.000	0.35529	121.1	% REC	10/04/96 1516
MSD	962684-1	960917G	1.52210	1.56674	1.000	0.35529	116.7	% REC	10/04/96 1518
							2.9	RPD	
CCV		960809Z	4.93183		5.0		98.6	% REC	10/04/96 1523
CCB		960920Z	0.00044						10/04/96 1533
PDS	962684-1	960917G	1.39797		1.000	0.35529	104.3	% REC	10/04/96 1653
PSD	962684-1	960917G	1.39405	1.39797	1.000	0.35529	103.9	% REC	10/04/96 1657
							0.3	RPD	
CCV		960809Z	5.03260		5.0		100.7	% REC	10/04/96 1754
CCB		960920Z	0.00022						10/04/96 1805
CCV		960809Z	4.92805		5.0		98.6	% REC	10/04/96 2102
CCB		960920Z	0.00081						10/04/96 2112
MB		1004	-0.00023						10/04/96 2208
LCS		961003H	0.98603		1.00		98.6	% REC	10/04/96 2216
CCV		960809Z	5.07138		5.0		101.4	% REC	10/04/96 2221
CCB		960920Z	-0.00010						10/04/96 2243
MD	962756-1		-0.00177			-0.00053	0.00124	ABS Diff.	10/04/96 2259
CCV		960809Z	5.12484		5.0		102.5	% REC	10/04/96 2327
CCB		960920Z	0.00023						10/04/96 2353
MD	962701-7		0.01196			0.01433	0.00237	ABS Diff.	10/05/96 0008
CCV		960809Z	4.88299		5.0		97.7	% REC	10/05/96 0031
CCB		960920Z	0.00081						10/05/96 0039
CCV		960809Z	4.88957		5.0		97.8	% REC	10/05/96 0114
CCB		960920Z	0.00012						10/05/96 0125
MS	962752-2	960917G	1.21084		1.000	0.22738	98.3	% REC	10/05/96 0138
MSD	962752-2	960917G	1.24190	1.21084	1.000	0.22738	101.5	% REC	10/05/96 0142
							2.5	RPD	
SD	962752-2		0.04437			0.22738	2.4	% Diff.	10/05/96 0144
ISB		960929R	0.48501		0.5000		97.0	% REC	10/05/96 0150
CRI		960929S	0.00389		0.005000		77.8	% REC	10/05/96 0156
CCV		960809Z	4.90790		5.0		98.2	% REC	10/05/96 0207

The analytical results, opinions or interpretations contained in this report are based upon information and material supplied by the client for whose exclusive and confidential use this report has been made. The analytical results, opinions or interpretations expressed represent the best judgment of Core Laboratories. Core Laboratories, however, makes no warranty or representation, express or implied, of any type, and expressly disclaims same as to the productivity, proper operations or profitableness of any oil, gas, other mineral, property, well or sand in connection with which such report is used or relied upon for any reason whatsoever. This report shall not be reproduced, in whole or in part, without the written approval of Core Laboratories.

CORE LABORATORIES

QUALITY CONTROL RESULTS

Job Number: 962677 Date: 11/18/96

CUSTOMER: Daniel B. Stephens & Associates PROJECT: ATTN: Bob Marley

Test Method.....: SW-846 6010A
Method Description.: Metals Analysis (ICAP)
Parameter.....: Barium (Ba)
Batch.....: 14069
Reporting Limit...: 0.01
Units.....: mg/L
Analyst...: smh

QC	Lab ID	Reagent	QC Result	QC Result	True Value	Orig. Value	Calc. Result	Units	Date/Time
CCB		960920Z	0.00023						10/05/96 0216

Test Method.....: SW-846 6010A
Method Description.: Metals Analysis (ICAP)
Parameter.....: Cadmium (Cd)
Batch.....: 14069
Reporting Limit...: 0.005
Units.....: mg/L
Analyst...: smh

QC	Lab ID	Reagent	QC Result	QC Result	True Value	Orig. Value	Calc. Result	Units	Date/Time
ICV		960716T	1.95586		2.00		97.8	% REC	10/04/96 0909
ICB		960920Z	-0.00040						10/04/96 0950
ISB		960929R	1.05660		1.000		105.7	% REC	10/04/96 0959
MB		1003	0.00033						10/04/96 1011
LCS		960923H	1.08132		1.00		108.1	% REC	10/04/96 1012
CRI		960929S	0.00033		0.000500		66.0	% REC	10/04/96 1030
CCV		960809Z	1.00370		1.0		100.4	% REC	10/04/96 1133
CCB		960920Z	-0.00014						10/04/96 1259
MS	962729-1	960917G	2.87813		1.000	1.81346	106.5	% REC	10/04/96 1309
MSD	962729-1	960917G	2.97679	2.87813	1.000	1.81346	116.3	% REC	10/04/96 1311
							3.4	RPD	
MD	962729-2		0.24821			0.23266	6.5	RPD	10/04/96 1333
CCV		960809Z	0.98222		1.0		98.2	% REC	10/04/96 1339
CCB		960920Z	0.00021						10/04/96 1344
SD	962729-2		0.00814			0.04286	5.0	% Diff.	10/04/96 1403
MS	962642-5	960917G	1.06269		1.000	0.00008	106.3	% REC	10/04/96 1415
MSD	962642-5	960917G	1.03691	1.06269	1.000	0.00008	103.7	% REC	10/04/96 1418
							2.5	RPD	
MD	962642-4		0.00024			0.00060	0.00036	ABS Diff.	10/04/96 1424
CCV		960809Z	1.01005		1.0		101.0	% REC	10/04/96 1432
CCB		960920Z	-0.00018						10/04/96 1442
SD	962642-7		0.00005			-0.00019		% Diff.	10/04/96 1455
MS	962673-7	960917G	1.15726		1.000	0.00389	115.3	% REC	10/04/96 1508
MSD	962673-7	960917G	1.15017	1.15726	1.000	0.00389	114.6	% REC	10/04/96 1510
							0.6	RPD	
MS	962684-1	960917G	1.17172		1.000	0.00083	117.1	% REC	10/04/96 1516
MSD	962684-1	960917G	1.13982	1.17172	1.000	0.00083	113.9	% REC	10/04/96 1518
							2.8	RPD	
CCV		960809Z	1.00726		1.0		100.7	% REC	10/04/96 1523
CCB		960920Z	0.00025						10/04/96 1533
PDS	962684-1	960917G	0.99387		1.000	0.00083	99.3	% REC	10/04/96 1653
PSD	962684-1	960917G	0.99168	0.99387	1.000	0.00083	99.1	% REC	10/04/96 1657
							0.2	RPD	
CCV		960809Z	1.04390		1.0		104.4	% REC	10/04/96 1754
CCB		960920Z	-0.00006						10/04/96 1805
CCV		960809Z	0.95917		1.0		95.9	% REC	10/04/96 2102
CCB		960920Z	-0.00004						10/04/96 2112
MB		1004	-0.00039						10/04/96 2208
LCS		961003H	0.91737		1.00		91.7	% REC	10/04/96 2216
CCV		960809Z	0.98162		1.0		98.2	% REC	10/04/96 2221
CCB		960920Z	-0.00070						10/04/96 2243
MD	962756-1		1.16794			1.10398	5.6	RPD	10/04/96 2259
CCV		960809Z	0.98352		1.0		98.4	% REC	10/04/96 2327
CCB		960920Z	-0.00077						10/04/96 2353

All analytical results, opinions or interpretations contained in this report are based upon information and material supplied by the client for whose exclusive and confidential use this report has been made. The analytical results, opinions or interpretations expressed herein represent the best judgment of Core Laboratories. Core Laboratories, however, makes no warranty or representation, express or implied, of any type, and expressly disclaims same as to the productivity, proper operations or profitableness of any oil, gas, or other mineral property, well or sand in connection with which such report is used or relied upon for any reason whatsoever. This report shall not be reproduced, in whole or in part, without the written approval of Core Laboratories.

CORE LABORATORIES

QUALITY CONTROL RESULTS

Job Number: 962677 Date: 11/18/96

CUSTOMER: Daniel B. Stephens & Associates PROJECT: ATTN: Bob Marley

Test Method.....: SW-846 6010A Batch.....: 14069 Analyst...: smh
Method Description.: Metals Analysis (ICAP) Reporting Limit...: 0.005
Parameter.....: Cadmium (Cd) Units.....: mg/L

QC	Lab ID	Reagent	QC Result	QC Result	True Value	Orig. Value	Calc. Result	Units	Date/Time
MD	962701-7		-0.00058			-0.00068	0.00010	ABS Diff.	10/05/96 0008
CCV		960809Z	1.02137		1.0		102.1	% REC	10/05/96 0031
CCB		960920Z	0.00036						10/05/96 0039
CCV		960809Z	0.96435		1.0		96.4	% REC	10/05/96 0114
CCB		960920Z	0.00072						10/05/96 0125
MS	962752-2	960917G	0.88835		1.000	-0.00064	88.9	% REC	10/05/96 0138
MSD	962752-2	960917G	0.90821	0.88835	1.000	-0.00064	90.9	% REC	10/05/96 0142
							2.2	RPD	
SD	962752-2		-0.00059			-0.00064		% Diff.	10/05/96 0144
ISB		960929R	0.89378		1.000		89.4	% REC	10/05/96 0150
CRI		960929S	-0.00071		0.000500		-142.0	% REC	10/05/96 0156
CCV		960809Z	0.98032		1.0		98.0	% REC	10/05/96 0207
CCB		960920Z	0.00094						10/05/96 0216

Test Method.....: SW-846 6010A Batch.....: 14069 Analyst...: smh
Method Description.: Metals Analysis (ICAP) Reporting Limit...: 1
Parameter.....: Calcium (Ca) Units.....: mg/L

QC	Lab ID	Reagent	QC Result	QC Result	True Value	Orig. Value	Calc. Result	Units	Date/Time
ICV		960412S	96.26330		100.000000		96.3	% REC	10/04/96 0928
ICB		960920Z	0.01182						10/04/96 0950
ISA		960929U	493.12615		500		98.6	% REC	10/04/96 0955
ISB		960929R	471.34677		500		94.3	% REC	10/04/96 0959
MB		1003	0.04455						10/04/96 1011
CCV		960821M	97.78273		100.00		97.8	% REC	10/04/96 1121
CCB		960920Z	0.00322						10/04/96 1259
MD	962729-2		13.65847			13.57345	0.6	RPD	10/04/96 1333
CCV		960821M	95.97334		100.00		96[illegible]	% REC	10/04/96 1336
CCB		960920Z	0.01312						10/04/96 1344
SD	962729-2		0.49383			2.47546	0.[illegible]	% Diff.	10/04/96 1403
MD	962642-4		132.62580			136.79522	3.1	RPD	10/04/96 1424
CCV		960821M	97.44715		100.00		97.4	% REC	10/04/96 1427
CCB		960920Z	0.01031						10/04/96 1442
SD	962642-7		15.23153			75.48191	-0.9	% Diff.	10/04/96 1455
MS	962684-1	960917G	196.33099		50.000	133.89624	124.9	% REC	10/04/96 1516
MSD	962684-1	960917G	191.55744	196.33099	50.000	133.89624	115.3	% REC	10/04/96 1518
							2.5	RPD	
CCV		960821M	100.97853		100.00		101.0	% REC	10/04/96 1520
CCB		960920Z	0.01722						10/04/96 1533
PDS	962684-1	960917G	172.96569		50.000	133.89624	78.1	% REC	10/04/96 1653
PSD	962684-1	960917G	172.48112	172.96569	50.000	133.89624	77.2	% REC	10/04/96 1657
							0.3	RPD	
CCV		960821M	104.75579		100.00		104.8	% REC	10/04/96 1750
CCB		960920Z	0.00013						10/04/96 1805
CCV		960821M	99.58458		100.00		99.6	% REC	10/04/96 2036
CCB		960920Z	-0.00005						10/04/96 2112
MB		1004	0.00588						10/04/96 2208
CCV		960821M	98.59883		100.00		98.6	% REC	10/04/96 2219
CCB		960920Z	-0.00733						10/04/96 2243
LCS		960912Y	188.61364		200.0		94.3	% REC	10/04/96 2249
LCS		960912Y	104.02816		100.000000		104.[illegible]	% REC	10/04/96 2252

The analytical results, opinions or interpretations contained in this report are based upon information and material supplied by the client for whose exclusive and confidential use this report has been made. The analytical results, opinions or interpretations expressed represent the best judgment of Core Laboratories. Core Laboratories, however, makes no warranty or representation, express or implied, of any type, and expressly disclaims same as to the productivity, proper operations or profitableness of any oil, gas, or other mineral property, well or sand in connection with which such report is used or relied upon for any reason whatsoever. This report shall not be reproduced, in whole or in part, without the [illegible] of Core Laboratories.

CORE LABORATORIES

QUALITY CONTROL RESULTS

Job Number: 962677 Date: 11/18/96

CUSTOMER: Daniel B. Stephens & Associates PROJECT: ATTN: Bob Marley

Test Method.....: SW-846 6010A Batch.....: 14069 Analyst...: smh
Method Description.: Metals Analysis (ICAP) Reporting Limit...: 1
Parameter.....: Calcium (Ca) Units.....: mg/L

QC	Lab ID	Reagent	QC Result	QC Result	True Value	Orig. Value	Calc. Result	Units	Date/Time
MD	962756-1		4.53525			4.28121	0.25404	ABS Diff.	10/04/96 2259
CCV		960821M	101.77854		100.00		101.8	% REC	10/04/96 2321
CCB		960920Z	-0.00736						10/04/96 2353
MD	962701-7		897.62402			927.70568	3.3	RPD	10/05/96 0008
MD	962701-7		92.09649			98.08457	6.3	RPD	10/05/96 0013
CCV		960821M	104.38234		100.00		104.4	% REC	10/05/96 0024
CCB		960920Z	0.00355						10/05/96 0039
CCV		960821M	99.44397		100.00		99.4	% REC	10/05/96 0106
CCB		960920Z	-0.00009						10/05/96 0125
MS	962752-2	960917G	217.78912		50.000	167.37557	100.8	% REC	10/05/96 0138
MSD	962752-2	960917G	222.40859	217.78912	50.000	167.37557	110.1	% REC	10/05/96 0142
							2.1	RPD	
SD	962752-2		33.93274			167.37557	-1.4	% Diff.	10/05/96 0144
ISA		960929U	496.03283		500		99.2	% REC	10/05/96 0146
ISB		960929R	470.94281		500		94.2	% REC	10/05/96 0150
CCV		960821M	100.82007		100.00		100.8	% REC	10/05/96 0159
CCB		960920Z	-0.02098						10/05/96 0216

Test Method.....: SW-846 6010A Batch.....: 14069 Analyst...: smh
Method Description.: Metals Analysis (ICAP) Reporting Limit...: 0.01
Parameter.....: Chromium (Cr) Units.....: mg/L

QC	Lab ID	Reagent	QC Result	QC Result	True Value	Orig. Value	Calc. Result	Units	Date/Time
ICV		960716T	1.94610		2.00		97.3	% REC	10/04/96 0909
ICB		960920Z	0.00025						10/04/96 0950
ISB		960929R	0.56291		0.5000		112.6	% REC	10/04/96 0959
MB		1003	-0.00025						10/04/96 1011
LCS		960923H	1.05575		1.00		105.6	% REC	10/04/96 1012
CRI		960929S	0.00257		0.002500		102.8	% REC	10/04/96 1030
CCV		960809Z	2.53498		2.5		101.4	% REC	10/04/96 1133
CCB		960920Z	-0.00029						10/04/96 1259
MS	962729-1	960917G	1.05496		1.000	0.00108	105.4	% REC	10/04/96 1309
MSD	962729-1	960917G	1.09980	1.05496	1.000	0.00108	109.9	% REC	10/04/96 1311
							4.2	RPD	
MD	962729-2		0.00980			0.01269	0.00289	ABS Diff.	10/04/96 1333
CCV		960809Z	2.50540		2.5		100.2	% REC	10/04/96 1339
CCB		960920Z	0.00058						10/04/96 1344
SD	962729-2		0.00009			0.00344		% Diff.	10/04/96 1403
MS	962642-5	960917G	1.09467		1.000	0.00000	109.5	% REC	10/04/96 1415
MSD	962642-5	960917G	1.07053	1.09467	1.000	0.00000	107.1	% REC	10/04/96 1418
							2.2	RPD	
MD	962642-4		0.00159			0.00274	0.00115	ABS Diff.	10/04/96 1424
CCV		960809Z	2.42712		2.5		97.1	% REC	10/04/96 1432
CCB		960920Z	0.00029						10/04/96 1442
SD	962642-7		0.00118			0.00119		% Diff.	10/04/96 1455
MS	962673-7	960917G	1.11896		1.000	0.00483	111.4	% REC	10/04/96 1508
MSD	962673-7	960917G	1.10482	1.11896	1.000	0.00483	110.0	% REC	10/04/96 1510
							1.3	RPD	
MS	962684-1	960917G	1.12776		1.000	0.00188	112.6	% REC	10/04/96 1516
MSD	962684-1	960917G	1.09539	1.12776	1.000	0.00188	109.4	% REC	10/04/96 1518
							2.9	RPD	

The analytical results, opinions or interpretations contained in this report are based upon information and material supplied by the client for whose exclusive and confidential use this report has been made. The analytical results, opinions or interpretations expressed represent the best judgment of Core Laboratories. Core Laboratories, however, makes no warranty or representation, express or implied, of any type, and expressly disclaims same as to the productivity, proper operations or profitableness of any oil, gas, or other mineral property, well or sand in connection with which such report is used or relied upon for any reason whatsoever. This report shall not be reproduced, in whole or in part, without the written approval of Core Laboratories.

CORE LABORATORIES

QUALITY CONTROL RESULTS

Job Number: 962677 Date: 11/18/96

CUSTOMER: Daniel B. Stephens & Associates PROJECT: ATTN: Bob Marley

Test Method.....: SW-846 6010A Batch.....: 14069 Analyst...: smh
Method Description.: Metals Analysis (ICAP) Reporting Limit...: 0.01
Parameter.....: Chromium (Cr) Units.....: mg/L

QC	Lab ID	Reagent	QC Result	QC Result	True Value	Orig. Value	Calc. Result	Units	Date/Time
CCV		960809Z	2.50923		2.5		100.4	% REC	10/04/96 1523
CCB		960920Z	-0.00058						10/04/96 1533
PDS	962684-1	960917G	1.00709		1.000	0.00188	100.5	% REC	10/04/96 1653
PSD	962684-1	960917G	1.00297	1.00709	1.000	0.00188	100.1	% REC	10/04/96 1657
							0.4	RPD	
CCV		960809Z	2.60509		2.5		104.2	% REC	10/04/96 1754
CCB		960920Z	0.00029						10/04/96 1805
CCV		960809Z	2.42583		2.5		97.0	% REC	10/04/96 2102
CCB		960920Z	0.00106						10/04/96 2112
MB		1004	0.00195						10/04/96 2208
LCS		961003H	0.93467		1.00		93.5	% REC	10/04/96 2216
CCV		960809Z	2.40566		2.5		96.2	% REC	10/04/96 2221
CCB		960920Z	0.00017						10/04/96 2243
MD	962756-1		0.01918			0.02044	0.00126	ABS Diff.	10/04/96 2259
CCV		960809Z	2.49123		2.5		99.6	% REC	10/04/96 2327
CCB		960920Z	-0.00167						10/04/96 2353
MD	962701-7		0.00722			0.00990	0.00268	ABS Diff.	10/05/96 0008
CCV		960809Z	2.53162		2.5		101.3	% REC	10/05/96 0031
CCB		960920Z	-0.00184						10/05/96 0039
MD	962745-5		0.05464			0.05581	2.1	RPD	10/05/96 0058
CCV		960809Z	2.38573		2.5		95.4	% REC	10/05/96 0114
CCB		960920Z	-0.00117						10/05/96 0125
MS	962752-2	960917G	0.90030		1.000	0.01001	89.0	% REC	10/05/96 0138
MSD	962752-2	960917G	0.91740	0.90030	1.000	0.01001	90.7	% REC	10/05/96 0142
							1.9	RPD	
SD	962752-2		0.00170			0.01001		% Diff.	10/05/96 0144
ISB		960929R	0.47736		0.5000		95.5	% REC	10/05/96 0150
CRI		960929S	0.00050		0.002500		20.0	% REC	10/05/96 0156
CCV		960809Z	2.46943		2.5		98.8	% REC	10/05/96 0207
CCB		960920Z	-0.00080						10/05/96 0216

Test Method.....: SW-846 6010A Batch.....: 14069 Analyst...: smh
Method Description.: Metals Analysis (ICAP) Reporting Limit...: 0.5
Parameter.....: Magnesium (Mg) Units.....: mg/L

QC	Lab ID	Reagent	QC Result	QC Result	True Value	Orig. Value	Calc. Result	Units	Date/Time
ICV		960412S	95.22320		100.000000		95.2	% REC	10/04/96 0928
ICB		960920Z	0.03652						10/04/96 0950
ISA		960929U	562.78613		500		112.6	% REC	10/04/96 0955
ISB		960929R	533.98535		500		106.8	% REC	10/04/96 0959
MB		1003	0.04058						10/04/96 1011
CCV		960821M	101.66471		100.00		101.7	% REC	10/04/96 1121
CCB		960920Z	-0.00235						10/04/96 1259
MD	962729-2		2.28601			2.29308	0.00707	ABS Diff.	10/04/96 1333
CCV		960821M	99.62763		100.00		99.6	% REC	10/04/96 1336
CCB		960920Z	0.00000						10/04/96 1344
SD	962729-2		0.05184			0.38414		% Diff.	10/04/96 1403
MD	962642-4		28.91921			29.84304	3.1	RPD	10/04/96 1424
CCV		960821M	97.30863		100.00		97.3	% REC	10/04/96 1427
CCB		960920Z	0.02592						10/04/96 1442
SD	962642-7		3.34181			17.03195	1.9	% Diff.	10/04/96 1455

The analytical results, opinions or interpretations contained in this report are based upon information and material supplied by the client for whose exclusive and confidential use this report has been made. The analytical results, opinions or interpretations expressed represent the best judgment of Core Laboratories. Core Laboratories, however, makes no warranty or representation, express or implied, of any type, and expressly disclaims same as to the productivity, proper operations or profitableness of any oil, gas or other mineral property, well or sand in connection with which such report is used or relied upon for any reason whatsoever. This report shall not be reproduced, in whole or in part, without the written approval of Core Laboratories.

CORE LABORATORIES

QUALITY CONTROL RESULTS

Job Number: 962677 Date: 11/18/96

CUSTOMER: Daniel B. Stephens & Associates PROJECT: ATTN: Bob Marley

Test Method.....: SW-846 6010A
Method Description.: Metals Analysis (ICAP)
Parameter.....: Magnesium (Mg)

Batch.....: 14069
Reporting Limit...: 0.5
Units.....: mg/L

Analyst...: smh

QC	Lab ID	Reagent	QC Result	QC Result	True Value	Orig. Value	Calc. Result	Units	Date/Time
MS	962684-1	960917G	83.89423		50.000	26.15478	115.5	% REC	10/04/96 1516
MSD	962684-1	960917G	81.74020	83.89423	50.000	26.15478	111.2	% REC	10/04/96 1518
							2.6	RPD	
CCV		960821M	100.53262		100.00		100.5	% REC	10/04/96 1520
CCB		960920Z	0.02592						10/04/96 1533
PDS	962684-1	960917G	74.00311		50.000	26.15478	95.7	% REC	10/04/96 1653
PSD	962684-1	960917G	73.72502	74.00311	50.000	26.15478	95.1	% REC	10/04/96 1657
							0.4	RPD	
CCV		960821M	103.30410		100.00		103.3	% REC	10/04/96 1750
CCB		960920Z	-0.00235						10/04/96 1805
CCV		960821M	99.74072		100.00		99.7	% REC	10/04/96 2036
CCB		960920Z	-0.00000						10/04/96 2112
MB		1004	-0.03501						10/04/96 2208
CCV		960821M	97.54393		100.00		97.5	% REC	10/04/96 2219
CCB		960920Z	-0.03361						10/04/96 2243
LCS		960912Y	189.27467		200.0		94.6	% REC	10/04/96 2249
LCS		960912Y	104.39201		100.000000		104.4	% REC	10/04/96 2252
MD	962756-1		0.22546			0.12323	0.10223	ABS Diff.	10/04/96 2259
CCV		960821M	103.07589		100.00		103.1	% REC	10/04/96 2321
CCB		960920Z	-0.01315						10/04/96 2353
MD	962701-7		219.19665			226.02386	3.1	RPD	10/05/96 0008
CCV		960821M	103.41265		100.00		103.4	% REC	10/05/96 0024
CCB		960920Z	0.01135						10/05/96 0039
CCV		960821M	98.28845		100.00		98.3	% REC	10/05/96 0106
CCB		960920Z	0.01515						10/05/96 0125
MS	962752-2	960917G	58.78215		50.000	10.93821	95.7	% REC	10/05/96 0138
MSD	962752-2	960917G	60.10205	58.78215	50.000	10.93821	98.3	% REC	10/05/96 0142
							2.2	RPD	
SD	962752-2		2.25963			10.93821	-3.3	% Diff.	10/05/96 0144
ISA		960929U	507.83233		500		101.6	% REC	10/05/96 0146
ISB		960929R	482.59741		500		96.5	% REC	10/05/96 0150
CCV		960821M	104.66958		100.00		104.7	% REC	10/05/96 0159
CCB		960920Z	0.00505						10/05/96 0216

Test Method.....: SW-846 6010A
Method Description.: Metals Analysis (ICAP)
Parameter.....: Manganese (Mn)

Batch.....: 14069
Reporting Limit...: 0.01
Units.....: mg/L

Analyst...: smh

QC	Lab ID	Reagent	QC Result	QC Result	True Value	Orig. Value	Calc. Result	Units	Date/Time
ICV		960716T	1.98354		2.00		99.2	% REC	10/04/96 0909
ICB		960920Z	0.00018						10/04/96 0950
ISB		960929R	0.53919		0.5000		107.8	% REC	10/04/96 0959
MB		1003	0.00055						10/04/96 1011
LCS		960923H	1.07404		1.00		107.4	% REC	10/04/96 1012
CRI		960929S	0.00576		0.005000		115.2	% REC	10/04/96 1030
CCV		960809Z	5.11907		5.0		102.4	% REC	10/04/96 1133
CCB		960920Z	0.00000						10/04/96 1259
MD	962729-2		1.25628			1.21611	3.2	RPD	10/04/96 1333
CCV		960809Z	5.06433		5.0		101.3	% REC	10/04/96 1339
CCB		960920Z	0.00042						10/04/96 1344
SD	962729-2		0.04383			0.22506	2.6	% Diff.	10/04/96 1403

The analytical results, opinions and interpretations contained in this report are based upon information and material supplied by the client for whose exclusive and confidential use this report has been made. The analytical results, opinions or interpretations expressed represent the best judgment of Core Laboratories. Core Laboratories, however, makes no warranty or representation, express or implied, of any type, and expressly disclaims same as to the productivity, proper operations or profitableness of any oil, gas or other mineral well or sand in connection with which such report is used or relied upon for any reason whatsoever. This report shall not be reproduced, in whole or in part, without the written approval of Core Laboratories.

CORE LABORATORIES

QUALITY CONTROL RESULTS

Job Number: 962677 Date: 11/18/96

CUSTOMER: Daniel B. Stephens & Associates PROJECT: ATTN: Bob Marley

Test Method.....: SW-846 6010A Batch.....: 14069 Analyst...: smh
Method Description.: Metals Analysis (ICAP) Reporting Limit...: 0.01
Parameter.....: Manganese (Mn) Units.....: mg/L

QC	Lab ID	Reagent	QC Result	QC Result	True Value	Orig. Value	Calc. Result	Units	Date/Time
MD	962642-4		3.88949			4.00981	3.0	RPD	10/04/96 1424
CCV		960809Z	4.91338		5.0		98.3	% REC	10/04/96 1432
CCB		960920Z	-0.00000						10/04/96 1442
SD	962642-7		0.07214			0.36177	0.3	% Diff.	10/04/96 1455
MS	962684-1	960917G	4.66928		1.000	3.22676	144.3	% REC	10/04/96 1516
MSD	962684-1	960917G	4.59960	4.66928	1.000	3.22676	137.3	% REC	10/04/96 1518
							1.5	RPD	
CCV		960809Z	5.07244		5.0		101.4	% REC	10/04/96 1523
CCB		960920Z	-0.00000						10/04/96 1533
PDS	962684-1	960917G	4.01431		1.000	3.22676	78.8	% REC	10/04/96 1653
PSD	962684-1	960917G	4.00802	4.01431	1.000	3.22676	78.1	% REC	10/04/96 1657
							0.2	RPD	
CCV		960809Z	5.21196		5.0		104.2	% REC	10/04/96 1754
CCB		960920Z	0.00063						10/04/96 1805
CCV		960809Z	4.89625		5.0		97.9	% REC	10/04/96 2102
CCB		960920Z	0.00013						10/04/96 2112
MB		1004	0.00041						10/04/96 2208
LCS		961003H	0.94799		1.00		94.8	% REC	10/04/96 2216
CCV		960809Z	4.90175		5.0		98.0	% REC	10/04/96 2221
CCB		960920Z	0.00041						10/04/96 2243
MD	962756-1		0.04499			0.04335	0.00164	ABS Diff.	10/04/96 2259
CCV		960809Z	5.00629		5.0		100.1	% REC	10/04/96 2327
CCB		960920Z	0.00000						10/04/96 2353
MD	962701-7		0.21526			0.22602	4.9	RPD	10/05/96 0008
CCV		960809Z	5.06534		5.0		101.3	% REC	10/05/96 0031
CCB		960920Z	0.00025						10/05/96 0039
CCV		960809Z	4.78509		5.0		95.7	% REC	10/05/96 0114
CCB		960920Z	0.00051						10/05/96 0125
MS	962752-2	960917G	1.81329		1.000	0.92294	89.0	% REC	10/05/96 0138
MSD	962752-2	960917G	1.85580	1.81329	1.000	0.92294	93.3	% REC	10/05/96 0142
							2.3	RPD	
SD	962752-2		0.18987			0.92294	-2.9	% Diff.	10/05/96 0144
ISB		960929R	0.43684		0.5000		87.4	% REC	10/05/96 0150
CRI		960929S	0.00376		0.005000		75.2	% REC	10/05/96 0156
CCV		960809Z	4.98262		5.0		99.7	% REC	10/05/96 0207
CCB		960920Z	0.00075						10/05/96 0216

Test Method.....: SW-846 6010A Batch.....: 14069 Analyst...: smh
Method Description.: Metals Analysis (ICAP) Reporting Limit...: 0.01
Parameter.....: Silver (Ag) Units.....: mg/L

QC	Lab ID	Reagent	QC Result	QC Result	True Value	Orig. Value	Calc. Result	Units	Date/Time
ICV		960501Q	1.03457		1.00		103.5	% REC	10/04/96 0917
ICB		960920Z	0.00421						10/04/96 0950
ISB		960929R	1.08101		1.000		108.1	% REC	10/04/96 0959
MB		1003	0.00377						10/04/96 1011
LCS		960923H	1.13503		1.00		113.5	% REC	10/04/96 1012
CRI		960929S	0.00579		0.005000		115.8	% REC	10/04/96 1030
CCV		960821M	2.52216		2.500		100.9	% REC	10/04/96 1121
CCB		960920Z	-0.00035						10/04/96 1259
MS	962729-1	960917G	0.83300		1.000	-0.00080	83.4	% REC	10/04/96 1309

The analytical results, opinions or interpretations contained in this report are based upon information and material supplied by the client for whose exclusive and confidential use this report has been made. The analytical results, opinions or interpretations expressed represent the best judgment of Core Laboratories. Core Laboratories, however, makes no warranty or representation, express or implied, of any type, and expressly disclaims same as to the productivity, proper operations or profitableness of any oil, gas, or other mineral, property, well or sand in connection with which such report is used or relied upon for any reason whatsoever. This report shall not be reproduced, in whole or in part, without the written approval of Core Laboratories.

CORE LABORATORIES

QUALITY CONTROL RESULTS

Job Number: 962677 Date: 11/18/96

CUSTOMER: Daniel B. Stephens & Associates PROJECT: ATTN: Bob Marley

Test Method.....: SW-846 6010A Batch.....: 14069 Analyst...: smh
Method Description.: Metals Analysis (ICAP) Reporting Limit...: 0.01
Parameter.....: Silver (Ag) Units.....: mg/L

QC	Lab ID	Reagent	QC Result	QC Result	True Value	Orig. Value	Calc. Result	Units	Date/Time
MSD	962729-1	960917G	0.86072	0.83300	1.000	-0.00080	86.2	% REC	10/04/96 1311
							3.3	RPD	
MD	962729-2		-0.00308			-0.00028	0.00280	ABS Diff.	10/04/96 1333
CCV		960821M	2.48373		2.500		99.3	% REC	10/04/96 1336
CCB		960920Z	-0.00043						10/04/96 1344
SD	962729-2		-0.00196			0.00064		% Diff.	10/04/96 1403
MS	962642-5	960917G	1.07641		1.000	-0.00305	107.9	% REC	10/04/96 1415
MSD	962642-5	960917G	1.09470	1.07641	1.000	-0.00305	109.8	% REC	10/04/96 1418
							1.7	RPD	
MD	962642-4		-0.00029			-0.00113	0.00084	ABS Diff.	10/04/96 1424
CCV		960821M	2.44166		2.500		97.7	% REC	10/04/96 1427
CCB		960920Z	0.00158						10/04/96 1442
SD	962642-7		-0.00110			0.00009		% Diff.	10/04/96 1455
MS	962673-7	960917G	1.13525		1.000	0.00335	113.2	% REC	10/04/96 1508
MSD	962673-7	960917G	1.11656	1.13525	1.000	0.00335	111.3	% REC	10/04/96 1510
							1.7	RPD	
MS	962684-1	960917G	1.12850		1.000	0.00356	112.5	% REC	10/04/96 1516
MSD	962684-1	960917G	1.09288	1.12850	1.000	0.00356	108.9	% REC	10/04/96 1518
							3.2	RPD	
CCV		960821M	2.49861		2.500		99.9	% REC	10/04/96 1520
CCB		960920Z	0.00447						10/04/96 1533
PDS	962684-1	960917G	1.01403		1.000	0.00356	101.0	% REC	10/04/96 1653
PSD	962684-1	960917G	1.01035	1.01403	1.000	0.00356	100.7	% REC	10/04/96 1657
							0.4	RPD	
CCV		960821M	2.51995		2.500		100.8	% REC	10/04/96 1750
CCB		960920Z	-0.00007						10/04/96 1805
CCV		960821M	2.45354		2.500		98.1	% REC	10/04/96 2036
CCB		960920Z	-0.00233						10/04/96 2112
MB		1004	0.00102						10/04/96 2208
LCS		961003H	0.95297		1.00		95.3	% REC	10/04/96 2216
CCV		960821M	2.56563		2.500		102.6	% REC	10/04/96 2219
CCB		960920Z	0.00446						10/04/96 2243
MD	962756-1		0.00311			0.00614	0.00303	ABS Diff.	10/04/96 2259
CCV		960821M	2.53079		2.500		101.2	% REC	10/04/96 2321
CCB		960920Z	-0.00083						10/04/96 2353
MD	962701-7		0.00180			0.00694	0.00514	ABS Diff.	10/05/96 0008
CCV		960821M	2.39998		2.500		96.0	% REC	10/05/96 0024
CCB		960920Z	-0.00008						10/05/96 0039
CCV		960821M	2.44153		2.500		97.7	% REC	10/05/96 0106
CCB		960920Z	-0.00216						10/05/96 0125
MS	962752-2	960917G	0.85168		1.000	-0.00280	85.4	% REC	10/05/96 0138
MSD	962752-2	960917G	0.93672	0.85168	1.000	-0.00280	94.0	% REC	10/05/96 0142
							9.5	RPD	
SD	962752-2		-0.00229			-0.00280		% Diff.	10/05/96 0144
ISB		960929R	0.84872		1.000		84.9	% REC	10/05/96 0150
CRI		960929S	0.00528		0.005000		105.6	% REC	10/05/96 0156
CCV		960821M	2.56251		2.500		102.5	% REC	10/05/96 0159
CCB		960920Z	0.00078						10/05/96 0216

The analytical results, opinions or interpretations contained in this report are based upon information and material supplied by the client for whose exclusive and confidential use this report has been made. The analytical results, opinions or interpretations expressed represent the best judgment of Core Laboratories. Core Laboratories, however, makes no warranty or representation, express or implied, of any type, and expressly disclaims same as to the productivity, proper operations or profitableness of any oil, gas, or other mineral, property, well or sand in connection with which such report is used or relied upon for any reason whatsoever. This report shall not be reproduced, in whole or in part, without the written approval of Core Laboratories.

CORE LABORATORIES

QUALITY CONTROL RESULTS

Job Number: 962677 Date: 11/18/96

CUSTOMER: Daniel B. Stephens & Associates PROJECT: ATTN: Bob Marley

Test Method.....: SW-846 6010A Batch.....: 14069 Analyst...: smh
Method Description.: Metals Analysis (ICAP) Reporting Limit...: 1
Parameter.....: Sodium (Na) Units.....: mg/L

QC	Lab ID	Reagent	QC Result	QC Result	True Value	Orig. Value	Calc. Result	Units	Date/Time
ICV		960412S	98.06381		100.000000		98.1	% REC	10/04/96 0928
ICB		960920Z	0.02506						10/04/96 0950
MB		1003	-0.02053						10/04/96 1011
CRI		960929S	0.02805		0.150000		18.7	% REC	10/04/96 1030
CCV		960821M	51.27048		50.000		102.5	% REC	10/04/96 1121
CCB		960920Z	-0.02575						10/04/96 1259
MD	962729-2		33.42335			32.72753	2.1	RPD	10/04/96 1333
CCV		960821M	51.65035		50.000		103.3	% REC	10/04/96 1336
CCB		960920Z	0.00422						10/04/96 1344
SD	962729-2		0.80418			4.75922	15.5	% Diff.	10/04/96 1403
CCV		960821M	50.42575		50.000		100.9	% REC	10/04/96 1427
CCB		960920Z	-0.00605						10/04/96 1442
SD	962642-7		8.67356			57.33866	24.4	% Diff.	10/04/96 1455
CCV		960821M	52.08865		50.000		104.2	% REC	10/04/96 1520
CCB		960920Z	-0.01169						10/04/96 1533
CCV		960821M	51.24793		50.000		102.5	% REC	10/04/96 1750
CCB		960920Z	-0.00134						10/04/96 1805
CCV		960821M	48.54512		50.000		97.1	% REC	10/04/96 2036
CCB		960920Z	0.00527						10/04/96 2112
MB		1004	-0.01482						10/04/96 2208
CCV		960821M	49.29973		50.000		98.6	% REC	10/04/96 2219
CCB		960920Z	-0.04041						10/04/96 2243
LCS		960912Y	208.14733		200.0		104.1	% REC	10/04/96 2249
LCS		960912Y	105.72954		100.000000		105.7	% REC	10/04/96 2252
CCV		960821M	51.01238		50.000		102.0	% REC	10/04/96 2321
CCB		960920Z	-0.01465						10/04/96 2353
MD	962701-7		299.97640			306.57098	2.2	RPD	10/05/96 0008
MD	962701-7		22.40180			24.25960	8.0	RPD	10/05/96 0013
CCV		960821M	48.24951		50.000		96.5	% REC	10/05/96 0024
CCB		960920Z	0.01048						10/05/96 0039
CCV		960821M	50.74597		50.000		101.5	% REC	10/05/96 0106
CCB		960920Z	0.01623						10/05/96 0125
MS	962752-2	960917G	73.16284		50.000	21.48034	103.4	% REC	10/05/96 0138
MSD	962752-2	960917G	74.09606	73.16284	50.000	21.48034	105.2	% REC	10/05/96 0142
							1.3	RPD	
SD	962752-2		3.24410			21.48034	24.5	% Diff.	10/05/96 0144
CRI		960929S	0.09700		0.150000		64.7	% REC	10/05/96 0156
CCV		960821M	48.15589		50.000		96.3	% REC	10/05/96 0159
CCB		960920Z	0.01814						10/05/96 0216

Test Method.....: SW-846 6010A Batch.....: 14069 Analyst...: smh
Method Description.: Metals Analysis (ICAP Trace) Reporting Limit...: 0.05
Parameter.....: Lead (Pb) Units.....: mg/L

QC	Lab ID	Reagent	QC Result	QC Result	True Value	Orig. Value	Calc. Result	Units	Date/Time
ICV		960716T	1.97746		2.00		98.9	% REC	10/04/96 0909
ICB		960920Z	-0.00174						10/04/96 0950
ISB		960929R	1.11877		1.000		111.9	% REC	10/04/96 0959
MB		1003	-0.00161						10/04/96 1011
LCS		960923H	1.07529		1.00		107.5	% REC	10/04/96 1012
CRI		960929S	0.00088		0.002500		35.2	% REC	10/04/96 1030

The analytical results, opinions or interpretations contained in this report are based upon information and material supplied by the client for whose exclusive and confidential use this report has been made. The analytical results, opinions or interpretations expressed represent the best judgment of Core Laboratories. Core Laboratories, however, makes no warranty or representation, express or implied, of any type, and expressly disclaims same as to the productivity, proper operations or profitableness of any oil, gas, or other mineral, property, well, or sand, in connection with which such report is used or relied upon for any reason whatsoever. This report shall not be reproduced, in whole or in part, without the written approval of Core Laboratories.

CORELAB

CORE LABORATORIES

QUALITY CONTROL RESULTS

Job Number: 962677 Date: 11/18/96

CUSTOMER: Daniel B. Stephens & Associates PROJECT: ATTN: Bob Marley

Test Method.....: SW-846 6010A Batch.....: 14069 Analyst...: smh
Method Description.: Metals Analysis (ICAP Trace) Reporting Limit...: 0.05
Parameter.....: Lead (Pb) Units.....: mg/L

QC	Lab ID	Reagent	QC Result	QC Result	True Value	Orig. Value	Calc. Result	Units	Date/Time
CCV		960809Z	1.02804		1.0		102.8	% REC	10/04/96 1133
CCB		960920Z	-0.00032						10/04/96 1259
MS	962729-1	960917G	1.08443		1.000	0.92576	15.9	% REC	10/04/96 1319
MSD	962729-1	960917G	1.13897	1.08443	1.000	0.92576	21.3	% REC	10/04/96 1324
							4.9	RPD	
PDS	962729-1	960917G	1.82889		1.000	0.92576	90.3	% REC	10/04/96 1326
PSD	962729-1	960917G	1.84218	1.82889	1.000	0.92576	91.6	% REC	10/04/96 1328
							0.7	RPD	
MD	962729-2		4.83273			5.78083	17.9	RPD	10/04/96 1333
CCV		960809Z	1.01184		1.0		101.2	% REC	10/04/96 1339
CCB		960920Z	-0.00022						10/04/96 1344
MD	962729-2		0.88643			1.06459	18.3	RPD	10/04/96 1401
SD	962729-2		0.21479			1.06459	-0.9	% Diff.	10/04/96 1403
MS	962642-5	960917G	1.11855		1.000	0.00602	111.3	% REC	10/04/96 1415
MSD	962642-5	960917G	1.09893	1.11855	1.000	0.00602	109.3	% REC	10/04/96 1418
							1.8	RPD	
MD	962642-4		0.01172			0.01107	0.00065	ABS Diff.	10/04/96 1424
CCV		960809Z	0.97487		1.0		97.5	% REC	10/04/96 1432
CCB		960920Z	0.00281						10/04/96 1442
SD	962642-7		0.00031			0.00400		% Diff.	10/04/96 1455
MS	962673-7	960917G	1.16798		1.000	0.01780	115.0	% REC	10/04/96 1508
MSD	962673-7	960917G	1.15667	1.16798	1.000	0.01780	113.9	% REC	10/04/96 1510
							1.0	RPD	
MS	962684-1	960917G	1.16115		1.000	0.00379	115.7	% REC	10/04/96 1516
MSD	962684-1	960917G	1.12879	1.16115	1.000	0.00379	112.5	% REC	10/04/96 1518
							2.8	RPD	
CCV		960809Z	1.00779		1.0		100.8	% REC	10/04/96 1523
CCB		960920Z	0.00242						10/04/96 1533
PDS	962684-1	960917G	1.03276		1.000	0.00379	102.9	% REC	10/04/96 1653
PSD	962684-1	960917G	1.02910	1.03276	1.000	0.00379	102.5	% REC	10/04/96 1657
							0.4	RPD	
CCV		960809Z	1.03312		1.0		103.3	% REC	10/04/96 1754
CCB		960920Z	-0.00053						10/04/96 1805
CCV		960809Z	0.96919		1.0		96.9	% REC	10/04/96 2102
CCB		960920Z	-0.00004						10/04/96 2112
MB		1004	-0.00052						10/04/96 2208
LCS		961003H	0.91590		1.00		91.6	% REC	10/04/96 2216
CCV		960809Z	1.00671		1.0		100.7	% REC	10/04/96 2221
CCB		960920Z	-0.00236						10/04/96 2243
MD	962756-1		-0.01246			-0.00898	0.00348	ABS Diff.	10/04/96 2259
CCV		960809Z	1.00694		1.0		100.7	% REC	10/04/96 2327
CCB		960920Z	0.00018						10/04/96 2353
MD	962701-7		0.00517			0.00366	0.00151	ABS Diff.	10/05/96 0008
CCV		960809Z	0.99882		1.0		99.9	% REC	10/05/96 0031
CCB		960920Z	0.00220						10/05/96 0039
CCV		960809Z	0.96277		1.0		96.3	% REC	10/05/96 0114
CCB		960920Z	0.00037						10/05/96 0125
MS	962752-2	960917G	0.87568		1.000	0.00208	87.4	% REC	10/05/96 0138
MSD	962752-2	960917G	0.89736	0.87568	1.000	0.00208	89.5	% REC	10/05/96 0142
							2.4	RPD	
SD	962752-2		0.00242			0.00208		% Diff.	10/05/96 0144
ISB		960929R	0.87577		1.000		87.6	% REC	10/05/96 0150
CRI		960929S	0.00822		0.002500		328.8	% REC	10/05/96 0156

This analytical report, including all interpretations contained in this report are based upon information and material supplied by the client for whose exclusive and confidential use this report has been made. The analytical results, opinions or interpretations expressed represent the best judgment of Core Laboratories. Core Laboratories, however, makes no warranty or representation, express or implied, of any type, and expressly disclaims same as to the productivity, proper operations or profitableness of any oil, gas, or other mineral property, well, or sand, in connection with which such report is used or relied upon for any reason whatsoever. This report shall not be reproduced, in whole or in part, without the written approval of Core Laboratories.

CORE LABORATORIES

QUALITY CONTROL RESULTS

Job Number: 962677 Date: 11/18/96

CUSTOMER: Daniel B. Stephens & Associates PROJECT: ATTN: Bob Marley

Test Method.....: SW-846 6010A
Method Description.: Metals Analysis (ICAP Trace)
Parameter.....: Lead (Pb)
Batch.....: 14069
Reporting Limit...: 0.05
Units.....: mg/L
Analyst...: smh

QC	Lab ID	Reagent	QC Result	QC Result	True Value	Orig. Value	Calc. Result	Units	Date/Time
CCV		960809Z	0.99000		1.0		99.0	% REC	10/05/96 0207
CCB		960920Z	0.00064						10/05/96 0216

Test Method.....: SW-846 6010A
Method Description.: Metals Analysis (ICAP Trace)
Parameter.....: Selenium (Se)
Batch.....: 14069
Reporting Limit...: 0.1
Units.....: mg/L
Analyst...: smh

QC	Lab ID	Reagent	QC Result	QC Result	True Value	Orig. Value	Calc. Result	Units	Date/Time
ICV		960716T	2.06049		2.00		103.0	% REC	10/04/96 0909
ICB		960920Z	0.00550						10/04/96 0950
ISB		960929R	1.05860		1.000		105.9	% REC	10/04/96 0959
MB		1003	0.00038						10/04/96 1011
LCS		960923H	1.03035		1.00		103.0	% REC	10/04/96 1012
CRI		960929S	0.00505		0.002500		202.0	% REC	10/04/96 1030
CCV		960809Z	2.58389		2.5		103.4	% REC	10/04/96 1133
CCB		960920Z	0.00476						10/04/96 1259
MS	962729-1	960917G	0.99998		1.000	-0.00044	100.0	% REC	10/04/96 1309
MSD	962729-1	960917G	1.03941	0.99998	1.000	-0.00044	104.0	% REC	10/04/96 1311
							3.9	RPD	
MD	962729-2		0.00007			0.00262	0.00255	ABS Diff.	10/04/96 1333
CCV		960809Z	2.51706		2.5		100.7	% REC	10/04/96 1339
CCB		960920Z	-0.00275						10/04/96 1344
SD	962729-2		0.00262			0.00062		% Diff.	10/04/96 1403
MD	962642-4		0.00676			0.00768	0.00092	ABS Diff.	10/04/96 1424
CCV		960809Z	2.43556		2.5		97.4	% REC	10/04/96 1432
CCB		960920Z	-0.00533						10/04/96 1442
SD	962642-7		0.00139			0.00471		% Diff.	10/04/96 1455
MS	962684-1	960917G	1.04151		1.000	-0.00165	104.3	% REC	10/04/96 1516
MSD	962684-1	960917G	1.00463	1.04151	1.000	-0.00165	100.6	% REC	10/04/96 1518
							3.6	RPD	
CCV		960809Z	2.52822		2.5		101.1	% REC	10/04/96 1523
CCB		960920Z	0.00518						10/04/96 1533
PDS	962684-1	960917G	0.94077		1.000	-0.00165	94.2	% REC	10/04/96 1653
PSD	962684-1	960917G	0.93034	0.94077	1.000	-0.00165	93.2	% REC	10/04/96 1657
							1.1	RPD	
CCV		960809Z	2.59201		2.5		103.7	% REC	10/04/96 1754
CCB		960920Z	0.00188						10/04/96 1805
CCV		960809Z	2.49593		2.5		99.8	% REC	10/04/96 2102
CCB		960920Z	-0.00056						10/04/96 2112
MB		1004	0.00113						10/04/96 2208
LCS		961003H	0.90543		1.00		90.5	% REC	10/04/96 2216
CCV		960809Z	2.49262		2.5		99.7	% REC	10/04/96 2221
CCB		960920Z	0.00006						10/04/96 2243
MD	962756-1		-0.00959			0.00453	0.01412	ABS Diff.	10/04/96 2259
CCV		960809Z	2.61471		2.5		104.6	% REC	10/04/96 2327
CCB		960920Z	-0.00179						10/04/96 2353
MD	962701-7		0.00523			-0.00192	0.00715	ABS Diff.	10/05/96 0008
CCV		960809Z	2.55340		2.5		102.1	% REC	10/05/96 0031
CCB		960920Z	0.00642						10/05/96 0039
CCV		960809Z	2.61686		2.5		104.7	% REC	10/05/96 0114
CCB		960920Z	-0.00691						10/05/96 0125

The analytical results, opinions or interpretations contained in this report are based upon information and material supplied by the client for whose exclusive and confidential use this report has been made. The analytical results, opinions or interpretations expressed represent the best judgment of Core Laboratories. Core Laboratories, however, makes no warranty or representation, express or implied, of any type, and expressly disclaims same as to the productivity, proper operations or profitableness of any oil, gas, or other mineral property, well or sand, in connection with which such report is used or relied upon for any reason whatsoever. This report shall not be reproduced, in whole or in part, without the written approval of Core Laboratories.

CORE LAB

CORE LABORATORIES

QUALITY CONTROL RESULTS

Job Number: 962677 Date: 11/18/96

CUSTOMER: Daniel B. Stephens & Associates PROJECT: ATTN: Bob Marley

Test Method.....: SW-846 6010A Batch.....: 14069 Analyst...: smh
Method Description.: Metals Analysis (ICAP Trace) Reporting Limit...: 0.1
Parameter.....: Selenium (Se) Units.....: mg/L

QC	Lab ID	Reagent	QC Result	QC Result	True Value	Orig. Value	Calc. Result	Units	Date/Time
MS	962752-2	960917G	0.96484		1.000	-0.01359	97.8	% REC	10/05/96 0138
MSD	962752-2	960917G	0.96776	0.96484	1.000	-0.01359	98.1	% REC	10/05/96 0142
							0.3	RPD	
SD	962752-2		-0.00529			-0.01359		% Diff.	10/05/96 0144
ISB		960929R	0.97572		1.000		97.6	% REC	10/05/96 0150
CRI		960929S	-0.00426		0.002500		-170.4	% REC	10/05/96 0156
CCV		960809Z	2.54221		2.5		101.7	% REC	10/05/96 0207
CCB		960920Z	-0.00268						10/05/96 0216

Test Method.....: SW-846 6010A Batch.....: 14810 Analyst...: gag
Method Description.: Metals Analysis (ICAP) Reporting Limit...: 0.3
Parameter.....: Potassium (K) Units.....: mg/L

QC	Lab ID	Reagent	QC Result	QC Result	True Value	Orig. Value	Calc. Result	Units	Date/Time
ICV		960412T	46.49353		50.000000		93.0	% REC	10/07/96 1938
ICB		960920Z	-0.08113						10/07/96 2031
ISB		960929R	8.25638		10.000		82.6	% REC	10/07/96 2039
MB		1004	0.03724						10/07/96 2102
LCS		960912Y	46.42146		50.000000		92.8	% REC	10/07/96 2106
MD	962701-7		4.99107			5.26127	5.3	RPD	10/07/96 2122
CCV		960821M	96.54833		100.00		96.5	% REC	10/07/96 2125
CCB		960920Z	0.07827						10/07/96 2144
MS	962752-2	960917G	50.60842		50.000	1.67061	97.9	% REC	10/07/96 2152
MB		1007	-0.01960						10/07/96 2158
LCS		960912Y	51.20744		50.000000		102.4	% REC	10/07/96 2210
MD	962718-2		4.50217			4.39020	2.5	RPD	10/07/96 2215
MS	962718-4	960917G	50.68079		50.000	1.46468	98.4	% REC	10/07/96 2220
CCV		960821M	96.52394		100.00		96.5	% REC	10/07/96 2223
CCB		960920Z	0.01273						10/07/96 2235
PDS	962718-4	960917G	49.43554		50.000	1.46468	95.9	% REC	10/07/96 2242
ISB		960929R	8.44958		10.000		84.5	% REC	10/08/96 0027
CCV		960821M	92.74407		100.00		92.7	% REC	10/08/96 0044
CCB		960920Z	-0.02425						10/08/96 0113

Test Method.....: SW-846 6010A Batch.....: 15142 Analyst...: smh
Method Description.: Metals Analysis (ICAP) Reporting Limit...: 0.01
Parameter.....: Copper (Cu) Units.....: mg/L

QC	Lab ID	Reagent	QC Result	QC Result	True Value	Orig. Value	Calc. Result	Units	Date/Time
ICV		960716T	1.97447		2.00		98.7	% REC	10/04/96 0909
ICB		960920Z	-0.00023						10/04/96 0950
ISB		960929R	0.56050		0.5000		112.1	% REC	10/04/96 0959
CCV		960809Z	2.55530		2.5		102.2	% REC	10/04/96 1133
CCB		960920Z	0.00037						10/04/96 1259
CCV		960809Z	2.56640		2.5		102.7	% REC	10/04/96 1339
CCB		960920Z	0.00019						10/04/96 1344
CCV		960809Z	2.48184		2.5		99.3	% REC	10/04/96 1432
CCB		960920Z	0.00068						10/04/96 1442
CCV		960809Z	2.53522		2.5		101.4	% REC	10/04/96 1523

The analytical results, opinions or interpretations contained in this report are based upon information and material supplied by the client for whose exclusive and confidential use this report has been made. The analytical results, opinions or interpretations expressed represent the best judgment of Core Laboratories. Core Laboratories, however, makes no warranty or representation, express or implied, of any type, and expressly disclaims same as to the productivity, proper operations or profitableness of any oil, gas, or other mineral property. Any liability in connection with any such report is based or relied upon for any reason whatsoever. This report shall not be reproduced, in whole or in part, without the written approval of Core Laboratories.

CORE LABORATORIES

QUALITY CONTROL RESULTS

Job Number: 962677 Date: 11/18/96

CUSTOMER: Daniel B. Stephens & Associates PROJECT: ATTN: Bob Marley

Test Method.....: SW-846 6010A Batch.....: 15142 Analyst...: smh
Method Description.: Metals Analysis (ICAP) Detection Limit...: 0.01
Parameter.....: Copper (Cu) Units.....: mg/L

QC	Lab ID	Reagent	QC Result	QC Result	True Value	Orig. Value	Calc. Result	Units	F	Date/Time
CCB		960920Z	0.00099							10/04/96 1533
CCV		960809Z	2.59874		2.5		103.9	% REC		10/04/96 1754
CCB		960920Z	0.00080							10/04/96 1805
CCV		960809Z	2.60432		2.5		104.2	% REC		10/04/96 2102
CCB		960920Z	0.00160							10/04/96 2112
MB		1004	0.00146							10/04/96 2208
LCS		961003H	1.06304		1.00		106.3	% REC		10/04/96 2216
CCV		960809Z	2.57480		2.5		103.0	% REC		10/04/96 2221
CCB		960920Z	-0.00085							10/04/96 2243
MD	962756-1		0.11865			0.11935	0.6	RPD		10/04/96 2259
CCV		960809Z	2.56389		2.5		102.6	% REC		10/04/96 2327
CCB		960920Z	-0.00125							10/04/96 2353
MD	962701-7		0.00288			0.00687	0.00399	ABS Diff.		10/05/96 0008
CCV		960809Z	2.42545		2.5		97.0	% REC		10/05/96 0031
CCB		960920Z	-0.00198							10/05/96 0039
CCV		960809Z	2.43772		2.5		97.5	% REC		10/05/96 0114
CCB		960920Z	-0.00072							10/05/96 0125
MS	962752-2	960917G	0.98767		1.000	0.00549	98.2	% REC		10/05/96 0138
ISB		960929R	0.42468		0.5000		84.9	% REC		10/05/96 0150
CRI		960929S	0.00432		0.005000		86.4	% REC		10/05/96 0156
CCV		960809Z	2.43357		2.5		97.3	% REC		10/05/96 0207
CCB		960920Z	0.00020							10/05/96 0216

Test Method.....: SW-846 6010A Batch.....: 15142 Analyst...: smh
Method Description.: Metals Analysis (ICAP) Detection Limit...: 0.01
Parameter.....: Zinc (Zn) Units.....: mg/L

QC	Lab ID	Reagent	QC Result	QC Result	True Value	Orig. Value	Calc. Result	Units	Date/Time
ICV		960716T	2.02158		2.00		101.1	% REC	10/04/96 0909
ICB		960920Z	-0.00289						10/04/96 0950
ISB		960929R	1.08219		1.000		108.2	% REC	10/04/96 0959
CCV		960809Z	2.60748		2.5		104.3	% REC	10/04/96 1133
CCB		960920Z	-0.00024						10/04/96 1259
CCV		960809Z	2.55666		2.5		102.3	% REC	10/04/96 1339
CCB		960920Z	0.00090						10/04/96 1344
CCV		960809Z	2.47472		2.5		99.0	% REC	10/04/96 1432
CCB		960920Z	0.00043						10/04/96 1442
CCV		960809Z	2.54798		2.5		101.9	% REC	10/04/96 1523
CCB		960920Z	-0.00001						10/04/96 1533
CCV		960809Z	2.61119		2.5		104.4	% REC	10/04/96 1754
CCB		960920Z	-0.00069						10/04/96 1805
CCV		960809Z	2.45706		2.5		98.3	% REC	10/04/96 2102
CCB		960920Z	0.00101						10/04/96 2112
MB		1004	0.00238						10/04/96 2208
LCS		961003H	0.98939		1.00		98.9	% REC	10/04/96 2216
CCV		960809Z	2.46571		2.5		98.6	% REC	10/04/96 2221
CCB		960920Z	-0.00424						10/04/96 2243
MD	962756-1		1.76668			1.70855	3.3	RPD	10/04/96 2259
CCV		960809Z	2.57608		2.5		103.0	% REC	10/04/96 2327
CCB		960920Z	-0.00409						10/04/96 2353
MD	962701-7		0.02653			0.03780	0.01127	ABS Diff. *	10/05/96 0008

The analytical results, opinions or interpretations contained in this report are based upon information and material supplied by the client for whose exclusive and confidential use this report has been made. The analytical results, opinions or interpretations expressed represent the best judgment of Core Laboratories. Core Laboratories, however, makes no warranty or representation, express or implied, of any type, and expressly disclaims same as to the productivity, proper operations or profitableness of any oil, gas, or other mineral property, well or sand in connection with which such report is used or relied upon for any reason whatsoever. This report shall not be reproduced, in whole or in part, without the written approval of Core Laboratories.

CORE LABORATORIES

QUALITY CONTROL RESULTS

Job Number: 962677 Date: 11/18/96

CUSTOMER: Daniel B. Stephens & Associates PROJECT: ATTN: Bob Marley

Test Method.....: SW-846 6010A
Method Description.: Metals Analysis (ICAP)
Parameter.....: Zinc (Zn)

Batch.....: 15142
Reporting Limit...: 0.01
Units.....: mg/L

Analyst...: smh

QC	Lab ID	Reagent	QC Result	QC Result	True Value	Orig. Value	Calc. Result	Units	Date/Time
CCV		960809Z	2.51520		2.5		100.6	% REC	10/05/96 0031
CCB		960920Z	-0.00000						10/05/96 0039
CCV		960809Z	2.39988		2.5		96.0	% REC	10/05/96 0114
CCB		960920Z	0.00000						10/05/96 0125
MS	962752-2	960917G	0.94184		1.000	0.03993	90.2	% REC	10/05/96 0138
ISB		960929R	0.91699		1.000		91.7	% REC	10/05/96 0150
CRI		960929S	0.00815		0.005000		163.0	% REC	10/05/96 0156
CCV		960809Z	2.43870		2.5		97.5	% REC	10/05/96 0207
CCB		960920Z	0.00049						10/05/96 0216

The analytical results, opinions or interpretations contained in this report are based upon information and materials supplied by the client for whose exclusive and confidential use this report has been made. The analytical results, opinions or interpretations expressed represent the best judgment of Core Laboratories. Core Laboratories, however, makes no warranty or representation, express or implied, of any type, and expressly disclaims same as to the productivity, proper operations or profitableness of any oil, gas, or other mineral property, well or sand in connection with which such report is used or relied upon for any reason whatsoever. This report shall not be reproduced, in whole or in part, without the written approval of Core Laboratories.

CORE LABORATORIES

QUALITY ASSURANCE METHODS

REFERENCES AND NOTES

Report Date: 11/18/96

(1) EPA 600/4-79-020, Methods for Chemical Analysis of Water and Wastes, March 1983

(2) EPA SW-846, Test Methods for Evaluating Solid Waste, Third Edition, 1989

(3) Standard Methods for The Examination of Water and Wastewater, 17th Edition, 1989

(4) EPA 600/4-80-032, Prescribed Procedures For Measurement Of Radioactivity In Drinking Water, August 1980

(5) EPA 600/8-78-017, Microbiological Methods For Monitoring The Environment, December 1978

(6) Federal Register, July 1, 1990 (40 CFR Part 136)

(7) EPA 600/4-88-03, Methods For The Determination of Organics Compounds in Drinking Water, December 1988

(8) U.S.G.S. Methods For Determination of Inorganic Substances In Water And Fluvial Sediments, Book 5, Chapter A1, 1985

(9) Federal Register, Friday, June 7, 1991 (40 CFR Parts 141 & 142)

(10) Standard Methods For The Examination of Water and Wastewater, 16th Edition, 1985

(11) ASTM, Section 11 Water and Environmental Technology, Volume 11.01 Water (1), 1991

(12) Methods of Soil Analysis, American Society of Agronomy, Agronomy No. 9, 1965

(13) EPA SW-846, Test Methods For Evaluating Solid Waste, Third Edition, Revision 1, November 1990

(14) ASTM, Section 5, Petroleum Products, Lubricants, and Fossil Fuels, Volume 05.05, Gaseous Fuels, Coal, and Coke

(15) EPA 600/2-78-054, Field and Laboratory Methods Applicable To Overburdens and Mine Soils, March 1978

(16) ASTM, Part 19, Soils and Rocks; Building Stones, 1981

Comments: Data in the QA report may differ from final results due to digestion and/or dilution of sample into analytical ranges. The "Time Analyzed" in the QA report refers to the start time of the analytical batch which may not reflect the actual time of each analysis. The "Date Analyzed" is the actual date of analysis. Results for soil and sludge samples are reported on a wet weight basis (i.e. not corrected for percent moisture) unless otherwise indicated.

NC = Not Calculable Due to Value(s) lower than the Detection Limit.

BLANK QC SAMPLE IDENTIFICATION

The analytical results, opinions or interpretations contained in this report are based upon information and material supplied by the client for whose exclusive and confidential use this report has been made. The analytical results, opinions or interpretations expressed represent the best judgment of Core Laboratories. Core Laboratories, however, makes no warranty or representation, express or implied, of any type, and expressly disclaims same as to the productivity, proper operations or profitableness of any oil, gas, or other mineral, property, well or sand in connection with which such report is used or relied upon for any reason whatsoever. This report shall not be reproduced, in whole or in part, without the written approval of Core Laboratories

QUALITY ASSURANCE METHODS

REFERENCES AND NOTES

Report Date: 11/18/96

MB	Method Blank
ICB	Initial Calibration Blank
CCB	Continuing Calibration Blank

SPIKE QC SAMPLE IDENTIFICATION

MS	Method (Matrix) Spike
MSD	Method (Matrix) Spike Duplicate
PDS	Post Digestion Spike
SB	Spiked Blank
SBD	Spike Blank Duplicate

REFERENCE STANDARD QC SAMPLE IDENTIFICATION

LCS	Laboratory Control Standard
RS	Reference Standard
ICV	Initial Calibration Verification Standard
CCV	Continuing Calibration Verification Standard
ISA/ISB	ICP Interface Check Sample
ICL	Initial Calibration/Laboratory Control Sample
DSC	Distilled Standard Check

DUPLICATE QC SAMPLE IDENTIFICATION

MD	Method (Matrix) Duplicate
ED	Extraction Duplicate
DD	Digestion Duplicate

Analyses performed by a subcontract laboratory are indicated on the analytical and/or quality control reports under "technician" using the following codes:

SUBCONTRACT LABORATORY	CODE
Core Laboratories - Anaheim, CA	* AN
Core Laboratories - Casper, WY	* CA
Core Laboratories - Corpus Christi, TX	* CC
Core Laboratories - Houston, TX	* HP
Core Laboratories - Lake Charles, LA	* LC
Core Laboratories - Long Beach, CA	* LB
Other Subcontract Laboratories	* XX

EXPLANATION OF DATA FLAGS

B - This flag is used to indicate that an analyte is present in the method blank as well as in the sample. It indicates that the client should consider this when evaluating the results.

D - This flag indicates that surrogates were diluted out of calibration range and cannot be quantified.

E - Indicates that a sample result is an estimate because the concentration exceeded the calibration range of the instrument.

I - Used to indicate matrix interference.

J - Indicates that a value is an estimate. It is used when a compound is determined to be present based on the mass spectral data, but at a concentration less than the practical quantitation limit of the method.

The analytical results, opinions or interpretations contained in this report are based upon information and material supplied by the client for whose exclusive and confidential use this report has been made. The analytical results, opinions or interpretations expressed represent the best judgment of Core Laboratories. Core Laboratories, however, makes no warranty or representation, express or implied, of any type, and expressly disclaims same as to the productivity, proper operations or profitableness of any oil, gas, or other mineral or property, nor shall in connection with which such report is used or relied upon for any reason whatsoever. This report shall not be reproduced, in whole or in part, without the written approval of Core Laboratories.

QUALITY ASSURANCE METHODS

REFERENCES AND NOTES

Report Date: 11/18/96

This flag is also used when estimating the concentration of a tentatively identified compound.

X - Indicates that a surrogate recovery is outside the specified quality control limits.

Y - Used to identify a spike or spike duplicate recovery that is outside the specified quality control limits.

Z - Indicates a relative percent difference for a spike and spike duplicate is outside the specified quality control limits.

* - Indicates a relative percent difference for a duplicate analysis is outside the specified quality control limits.

^ - Used to indicate that a standard is outside specified quality control limits.

The analytical results, opinions or interpretations contained in this report are based upon information and material supplied by the client for whose exclusive and confidential use this report has been made. The analytical results, opinions or interpretations expressed represent the best judgment of Core Laboratories. Core Laboratories, however, makes no warranty or representation, express or implied, of any type, and expressly disclaims same as to the productivity, proper operations or profitableness of any oil, gas, or other mineral, property, well or sand, in connection with which such report is used or relied upon for any reason whatsoever. This report shall not be reproduced, in whole or in part, without the written approval of Core Laboratories.

Additional Analyses
Job Number 962675
November 18, 1996

CORE LABORATORIES

ANALYTICAL REPORT

JOB NUMBER: 962675

Prepared For:

Daniel B. Stephens & Associates
6020 Academy NE
Suite 100
Albuquerque, NM 87109

Attention: Bob Marley

Date: 11/18/96

ADDITIONAL DATA

Don Morris
Signature

November 18, 1996
Date

Name: Don L. Morris

Title: Project Manager

CORE LABORATORIES, INC.
10703 East Bethany Drive
Aurora, CO 80014

PHONE: (303) 751-1780
FAX: (303) 751-1784

The analytical results, opinions or interpretations contained in this report are based upon information and material supplied by the client for whose exclusive and confidential use this report has been made. The analytical results, opinions or interpretations expressed represent the best judgment of Core Laboratories. Core Laboratories, however, makes no warranty or representation, express or implied, of any type, and expressly disclaims same as to the productivity, proper operations or profitableness of any oil, gas, coal or other mineral, property, well or sand in connection with which such report is used or relied upon for any reason whatsoever. This report shall not be reproduced, in whole or in part, without the written approval of Core Laboratories.

CORE LAB

CORE LABORATORIES, INC.

Pg 1 of 2

No. 77023

CHAIN OF CUSTODY RECORD

CUSTOMER INFORMATION

COMPANY: Daniel B. Stephens & Assoc.
SEND REPORT TO: Bob Marley
ADDRESS: 6020 Academy NE Ste. #100
Albuquerque, NM 87109
PHONE: 505-822-9400
FAX: 505-822-8877

PROJECT INFORMATION

PROJECT NAME/NUMBER: Enron-Roswell/6033.2

BILLING INFORMATION

BILL TO: George Robinson
Enron Environmental Affairs
ADDRESS: 1400 Smith St.
Houston, TX 77251
PHONE:
FAX: PO NO.:

LAB JOB NO. 962675

SAMPLE NO.	SAMPLE DESCRIPTION	SAMPLE DATE	SAMPLE TIME	SAMPLE MATRIX	CONTAINER	PRESERV.	NUMBER OF CONTAINERS	8080 PCBs	8270	Total Metals	SO_4 T. Alkalinity	8240	TDS	NO_3+NO_2	TPH (418.1)	REMARKS / PRECAUTIONS
1	MW-15	9/25/96	1200	Water	Various		9	X	X	X	X	X	X	X		
2	MW-99	9/25/96	—	Water	Various		9	X	X	X	X	X	X	X		
3	SG86-1@15'	9/24/96	0930	Soil	"		2	X	X	X		X			X	
4	SG86-1@30'	9/24/96	1000	Soil	"		2	X	X	X		X			X	
5	SG86-2@5'	9/24/96	1145	Soil	"		2	X	X	X		X			X	
6	SG86-2@30'	9/24/96	1300	Soil	"		2	X	X	X		X			X	
7	SG86-4@30'	9/24/96	1510	Soil	"		2	X	X	X		X			X	
8	MW-18@10'	9/25/96	0830	Soil	"		1								X	
9	MW-18@20'	9/25/96	0845	Soil	"		1								X	
10	MW-18@30'	9/25/96	0915	Soil	"		1								X	temp 2.0°C

SAMPLER: T. Roth/B. Marley
SHIPMENT METHOD:
AIRBILL NO.: 8648335990

REQUIRED TURNAROUND:* [ ] SAME DAY [ ] 24 HOURS [ ] 48 HOURS [ ] 72 HOURS [ ] 5 DAYS [ ] 10 DAYS [X] ROUTINE OTHER

1. RELINQUISHED BY:	DATE	2. RELINQUISHED BY:	DATE	3. RELINQUISHED BY:	DATE
SIGNATURE: Tracy L. Roth	9/25/96	SIGNATURE:		SIGNATURE:	
PRINTED NAME/COMPANY: Tracy L. Roth/DBS+A	TIME: 1500	PRINTED NAME/COMPANY:	TIME	PRINTED NAME/COMPANY:	TIME
1. RECEIVED BY:	**DATE**	**2. RECEIVED BY:**	**DATE**	**3. RECEIVED BY:**	**DATE**
SIGNATURE: Michelle Weatherford	9/26/96	SIGNATURE:		SIGNATURE:	
PRINTED NAME/COMPANY: CORE	TIME: 0930	PRINTED NAME/COMPANY:	TIME	PRINTED NAME/COMPANY:	TIME

* RUSH TURNAROUND MAY REQUIRE SURCHARGE

☐ Anaheim, CA 1250 E. Gene Autry Way Anaheim, CA 92805 (714) 937-1084 Fax (714) 937-1170
☐ Aurora, CO 10703 E. Bethany Drive Aurora, CO 80014 (303) 751-1780 Fax (303) 751-1784
☐ Casper, WY 420 W. First Street Casper, WY 82601 (307) 235-5741 Fax (307) 266-1676
☐ Corpus Christi, TX 1733 N. Padre Island Drive Corpus Christi, TX 78408 (512) 289-2673 Fax (512) 289-2471
☐ Edison, NJ 284 Raritan Center Parkway Edison, NJ 08837 (908) 225-6700 Fax (908) 225-6777
☐ Houston, TX (Env) 6310 Rothway Drive Houston, TX 77040 (713) 690-4444 Fax (713) 690-5646
☐ Houston, TX (Pet) 8210 Mosley Road Houston, TX 77075 (713) 943-9776 Fax (713) 943-3846
☐ Indianapolis, IN 7726 Moller Road Indianapolis, IN 46268 (317) 875-5894 Fax (317) 872-6189
☐ Lake Charles, LA 3645 Beglis Parkway Sulphur, LA 70663 (318) 583-4926 Fax (318) 583-4929
☐ Long Beach, CA 3700 Cherry Avenue Long Beach, CA 90807 (310) 595-8401 Fax (310) 427-5174
☐ Tampa, FL 5460 Beaumont Center Blvd. Tampa, FL 33634 (813)884-8268 Fax (813) 885-4938
☐ Valparaiso, IN 2400 Cumberland Drive Valparaiso, IN 46383 (219) 464-2389 Fax (219) 462-2953

CORE LABORATORIES

Sample Delivery Group Narrative

November 18, 1996

Customer: Daniel B. Stevens and Associates
Project: 6033.3 Enron Roswell
Core Laboratories Project Number: 962675

During the analysis and subsequent data review, it was noted that the method duplicate on sample 962675-003 (SG86-1@15') for copper and zinc and on sample 962701-007 (MW-19) for zinc were slightly outside of the normal acceptance limits for method duplicates. Upon review of the data, no definitive answer was found to explain the variance although a nonhomogeneous sample matrix is suspected to be a contributing factor. Under a normal CLP reporting format, these values and all associated values would be flagged with an "*" on the final report.

Linda L. Benkers
QA/QC Coordinator

Timothy L. Kellogg
Laboratory Supervisor

The analytical results, opinions or interpretations contained in this report are based upon information and material supplied by the client for whose exclusive and confidential use this report has been made. The analytical results, opinions or interpretations expressed represent the best judgment of Core Laboratories. Core Laboratories, however, makes no warranty or representation, express or implied, of any type, and expressly disclaims same as to the productivity, proper operations or profitableness of any oil, gas, or other mineral, property, well or sand in connection with which such report is used or relied upon for any reason whatsoever. This report shall not be reproduced, in whole or in part, without the written approval of Core Laboratories.

CORE LABORATORIES

SAMPLE INFORMATION
Date: 11/18/96

Job Number.: 962675
Customer ..: Daniel B. Stephens & Associates
Attn.....: Bob Marley

Project Number.....: 96000156
Customer Project ID....: 6033.2 ENRON-ROSWELL
Project Description....: DB Stevens/Enron

Laboratory Sample ID	Customer Sample ID	Sample Matrix	Date Sampled	Time Sampled	Date Received	Time Received
962675-1	MW-15	Water	09/25/96	12:00	09/26/96	09:30

The analytical results, opinions or interpretations contained in this report are based upon information and material supplied by the client for whose exclusive and confidential use this report has been made. The analytical results, opinions or interpretations expressed represent the best judgment of Core Laboratories. Core Laboratories, however, makes no warranty or representation, express or implied, of any type, and expressly disclaims same as to the productivity, proper operations or profitableness of any oil, gas, or other mineral, property, well or sand in connection with which such report is used or relied upon for any reason whatsoever. This report shall not be reproduced, in whole or in part, without the written approval of Core Laboratories.

CORE LABORATORIES

LABORATORY TEST RESULTS

Job Number: 962675 Date: 11/18/96

CUSTOMER: Daniel B. Stephens & Associates PROJECT: 6033.2 ENRON-ROSWELL ATTN: Bob Marley

Customer Sample ID: MW-15
Date Sampled.....: 09/25/96
Time Sampled.....: 12:00
Sample Matrix.....: Water

Laboratory Sample ID: 962675-1
Date Received.....: 09/26/96
Time Received.....: 09:30

TEST METHOD	PARAMETER/TEST DESCRIPTION	SAMPLE RESULT	REPORTING LIMIT	UNITS	DATE	TECH
SW-846 3010	Acid Digestion, Total Metals, Total	Complete			10/04/96	gag
SW-846 6010A	Arsenic (As), Total	<0.05	0.05	mg/L	10/04/96	smh
SW-846 6010A	Barium (Ba), Total	0.03	0.01	mg/L	10/04/96	smh
SW-846 6010A	Cadmium (Cd), Total	<0.005	0.005	mg/L	10/04/96	smh
SW-846 6010A	Calcium (Ca), Total	1130	1	mg/L	10/04/96	smh
SW-846 6010A	Chromium (Cr), Total	<0.01	0.01	mg/L	10/04/96	smh
SW-846 6010A	Copper (Cu), Total	<0.01	0.01	mg/L	10/04/96	smh
SW-846 6010A	Lead (Pb), Total	<0.003	0.003	mg/L	10/04/96	smh
SW-846 6010A	Magnesium (Mg), Total	180	0.1	mg/L	10/04/96	smh
SW-846 6010A	Manganese (Mn), Total	0.85	0.01	mg/L	10/04/96	smh
SW-846 7470	Mercury (Hg), Total	<0.0002	0.0002	mg/L	10/02/96	lmt
SW-846 6010A	Potassium (K), Total	7	5	mg/L	10/07/96	gag
SW-846 6010A	Selenium (Se), Total	<0.01	0.01	mg/L	10/04/96	smh
SW-846 6010A	Silver (Ag), Total	<0.01	0.01	mg/L	10/04/96	smh
SW-846 6010A	Sodium (Na), Total	210	10	mg/L	10/04/96	smh
SW-846 6010A	Zinc (Zn), Total	0.08	0.01	mg/L	10/04/96	smh

The analytical results, opinions or interpretations contained in this report are based upon information and material supplied by the client for whose exclusive and confidential use this report has been made. The analytical results, opinions or interpretations expressed represent the best judgment of Core Laboratories. Core Laboratories, however, makes no warranty or representation, express or implied, of any type, and expressly disclaims same as to the productivity, proper operations or profitableness of any oil, gas, or other mineral property. Any or all in connection with any of such report is used or relied upon for any reason whatsoever. This report shall not be reproduced, in whole or in part, without the written approval of Core Laboratories.

CORE LABORATORIES

QUALITY CONTROL RESULTS

Job Number: 962675 Date: 11/18/96

CUSTOMER: Daniel B. Stephens & Associates PROJECT: 6033.2 ENRON-ROSWELL ATTN: Bob Marley

Test Method.....: SW-846 7470 Batch.....: 13935 Analyst...: lmt
Method Description.: Mercury (CVAA) Reporting Limit...: 0.0002
Parameter.....: Mercury (Hg) Units.....: mg/L

QC	Lab ID	Reagent	QC Result	QC Result	True Value	Orig. Value	Calc. Result	Units	Date/Time
ICV		960624G	0.003757		0.004000		93.9	% REC	10/02/96 1030
ICB		10026	0.000019						10/02/96 1032
MB		1001	0.000019						10/02/96 1034
MB		1001	0.000019						10/02/96 1037
MD	962667-1		0.000019			0.000019	0.00000	ABS Diff.	10/02/96 1041
MS	962667-1	960930N	0.005211		0.005000	0.000019	103.8	% REC	10/02/96 1045
CCV		960930N	0.005003		0.005000		100.1	% REC	10/02/96 1056
CCB		10026	0.000019						10/02/96 1058
MD	962668-1		0.001265			0.001473	15.2	RPD	10/02/96 1101
MS	962639-1	960930N	0.009198		0.005000	0.004629	91.4	% REC	10/02/96 1105
CCV		960930N	0.004795		0.005000		95.9	% REC	10/02/96 1122
CCB		10026	0.000019						10/02/96 1125
MB		1001	0.000019						10/02/96 1131
LCS		960830G	0.001763		0.002000		88.2	% REC	10/02/96 1133
MD	962617-2		0.000019			0.000019	0.00000	ABS Diff.	10/02/96 1138
MS	962617-1	960930N	0.005252		0.005000	0.000019	104.7	% REC	10/02/96 1142
CCV		960930N	0.004837		0.005000		96.7	% REC	10/02/96 1149
CCB		10026	0.000019						10/02/96 1151
MB		1001	0.000019						10/02/96 1157
EB		1311	0.000019						10/02/96 1159
MS	962671-1	960930N	0.004754		0.005000	0.000019	94.7	% REC	10/02/96 1204
MSD	962671-1	960930N	0.004629	0.00475	0.005000	0.000019	92.2	% REC	10/02/96 1206
							2.7	RPD	
ED	962671-7		0.000019			0.000019	0.00000	ABS Diff.	10/02/96 1213
CCV		960930N	0.004712		0.005000		94.2	% REC	10/02/96 1215
CCB		10026	0.000019						10/02/96 1217
MS	962671-4	960930N	0.005003		0.005000	0.000019	99.7	% REC	10/02/96 1223
SB		960930N	0.004629		0.005000		92.6	% REC	10/02/96 1226
CCV		960930N	0.004795		0.005000		95.9	% REC	10/02/96 1228
CCB		10026	0.000019						10/02/96 1230

Test Method.....: SW-846 6010A Batch.....: 14069 Analyst...: smh
Method Description.: Metals Analysis (ICAP) Reporting Limit...: 0.05
Parameter.....: Arsenic (As) Units.....: mg/L

QC	Lab ID	Reagent	QC Result	QC Result	True Value	Orig. Value	Calc. Result	Units	Date/Time
ICV		960716T	2.01841		2.00		100.9	% REC	10/04/96 0909
ICB		960920Z	-0.00265						10/04/96 0950
ISB		960929R	1.03157		1.000		103.2	% REC	10/04/96 0959
MB		1003	-0.00424						10/04/96 1011
LCS		960923H	1.06008		1.00		106.0	% REC	10/04/96 1012
CRI		960929S	0.00051		0.002500		20.4	% REC	10/04/96 1030
CCV		960809Z	2.52653		2.5		101.1	% REC	10/04/96 1133
CCB		960920Z	0.00478						10/04/96 1259
MS	962729-1	960917G	1.00692		1.000	0.00663	100.0	% REC	10/04/96 1309
MSD	962729-1	960917G	1.03254	1.00692	1.000	0.00663	102.6	% REC	10/04/96 1311
							2.5	RPD	
MD	962729-2		0.00475			0.00248	0.00227	ABS Diff.	10/04/96 1333
CCV		960809Z	2.46377		2.5		98.6	% REC	10/04/96 1339
CCB		960920Z	0.00401						10/04/96 1344
SD	962729-2		0.00284			-0.00184		% Diff.	10/04/96 1403

The analytical results, opinions and interpretations contained in this report are based upon information and material supplied by the client for whose exclusive and confidential use this report has been made. The analytical results, opinions or interpretations expressed represent the best judgment of Core Laboratories. Core Laboratories, however, makes no warranty or representation, express or implied, of any type, and expressly disclaims same as to the productivity, proper operations or profitableness of any oil, gas, or other mineral property, well, or sand in connection with which such report is used or relied upon for any reason whatsoever. This report shall not be reproduced, in whole or in part, without the written approval of Core Laboratories.

CORE LABORATORIES

QUALITY CONTROL RESULTS

Job Number: 962675 Date: 11/18/96

CUSTOMER: Daniel B. Stephens & Associates PROJECT: 6033.2 ENRON-ROSWELL ATTN: Bob Marley

Test Method.....: SW-846 6010A
Method Description.: Metals Analysis (ICAP)
Parameter.....: Arsenic (As)
Batch.....: 14069
Reporting Limit...: 0.05
Units.....: mg/L
Analyst...: smh

QC	Lab ID	Reagent	QC Result	QC Result	True Value	Orig. Value	Calc. Result	Units	Date/Time
MS	962642-5	960917G	1.02002		1.000	0.00340	101.7	% REC	10/04/96 1415
MSD	962642-5	960917G	0.99250	1.02002	1.000	0.00340	98.9	% REC	10/04/96 1418
							2.7	RPD	
MD	962642-4		0.00349			0.00034	0.00315	ABS Diff.	10/04/96 1424
CCV		960809Z	2.39129		2.5		95.7	% REC	10/04/96 1432
CCB		960920Z	0.00487						10/04/96 1442
SD	962642-7		0.00066			0.00128		% Diff.	10/04/96 1455
MS	962673-7	960917G	1.02676		1.000	0.00135	102.5	% REC	10/04/96 1508
MSD	962673-7	960917G	1.03787	1.02676	1.000	0.00135	103.7	% REC	10/04/96 1510
							1.1	RPD	
MS	962684-1	960917G	1.06219		1.000	0.01044	105.2	% REC	10/04/96 1516
MSD	962684-1	960917G	1.02505	1.06219	1.000	0.01044	101.5	% REC	10/04/96 1518
							3.6	RPD	
CCV		960809Z	2.48579		2.5		99.4	% REC	10/04/96 1523
CCB		960920Z	-0.00004						10/04/96 1533
PDS	962684-1	960917G	0.96072		1.000	0.01044	95.0	% REC	10/04/96 1653
PSD	962684-1	960917G	0.95705	0.96072	1.000	0.01044	94.7	% REC	10/04/96 1657
							0.4	RPD	
CCV		960809Z	2.57599		2.5		103.0	% REC	10/04/96 1754
CCB		960920Z	-0.00187						10/04/96 1805
CCV		960809Z	2.46645		2.5		98.7	% REC	10/04/96 2102
CCB		960920Z	0.00427						10/04/96 2112
MB		1004	0.00309						10/04/96 2208
LCS		961003H	0.94525		1.00		94.5	% REC	10/04/96 2216
CCV		960809Z	2.47089		2.5		98.8	% REC	10/04/96 2221
CCB		960920Z	0.00018						10/04/96 2243
MD	962756-1		0.00532			0.00524	0.00008	ABS Diff.	10/04/96 2259
CCV		960809Z	2.58744		2.5		103.5	% REC	10/04/96 2327
CCB		960920Z	0.00032						10/04/96 2353
MD	962701-7		0.00741			0.00065	0.00676	ABS Diff.	10/05/96 0008
CCV		960809Z	2.55100		2.5		102.0	% REC	10/05/96 0031
CCB		960920Z	0.00139						10/05/96 0039
CCV		960809Z	2.54680		2.5		101.9	% REC	10/05/96 0114
CCB		960920Z	-0.00203						10/05/96 0125
MS	962752-2	960917G	0.97659		1.000	0.00815	96.8	% REC	10/05/96 0138
MSD	962752-2	960917G	1.00024	0.97659	1.000	0.00815	99.2	% REC	10/05/96 0142
							2.4	RPD	
SD	962752-2		-0.00480			0.00815		% Diff.	10/05/96 0144
ISB		960929R	0.96616		1.000		96.6	% REC	10/05/96 0150
CRI		960929S	0.00659		0.002500		263.6	% REC	10/05/96 0156
CCV		960809Z	2.52599		2.5		101.0	% REC	10/05/96 0207
CCB		960920Z	-0.00333						10/05/96 0216

Test Method.....: SW-846 6010A
Method Description.: Metals Analysis (ICAP)
Parameter.....: Barium (Ba)
Batch.....: 14069
Reporting Limit...: 0.01
Units.....: mg/L
Analyst...: smh

QC	Lab ID	Reagent	QC Result	QC Result	True Value	Orig. Value	Calc. Result	Units	Date/Time
ICV		960501Q	0.99413		1.00		99.4	% REC	10/04/96 0917
ICB		960920Z	-0.00021						10/04/96 0950
ISB		960929R	0.54058		0.5000		108.1	% REC	10/04/96 0959

The analytical results, opinions or interpretations contained in this report are based upon information and material supplied by the client for whose exclusive and confidential use this report has been made. The analytical results, opinions or interpretations expressed represent the best judgment of Core Laboratories. Core Laboratories, however, makes no warranty or representation, express or implied, of any type, and expressly disclaims same as to the productivity, proper operations or profitableness of any oil, gas, coal or other mineral property, well or sand in connection with which such report is used or relied upon for any reason whatsoever. This report shall not be reproduced, in whole or in part, without the written approval of Core Laboratories.

CORELAB

CORE LABORATORIES

QUALITY CONTROL RESULTS

Job Number: 962675 Date: 11/18/96

CUSTOMER: Daniel B. Stephens & Associates PROJECT: 6033.2 ENRON-ROSWELL ATTN: Bob Marley

Test Method.....: SW-846 6010A Batch.....: 14069 Analyst...: smh
Method Description.: Metals Analysis (ICAP) Reporting Limit...: 0.01
Parameter.....: Barium (Ba) Units.....: mg/L

QC	Lab ID	Reagent	QC Result	QC Result	True Value	Orig. Value	Calc. Result	Units	Date/Time
MB		1003	-0.00054						10/04/96 1011
LCS		960923H	1.07486		1.00		107.5	% REC	10/04/96 1012
CRI		960929S	0.00528		0.005000		105.6	% REC	10/04/96 1030
CCV		960809Z	4.98685		5.0		99.7	% REC	10/04/96 1133
CCB		960920Z	-0.00000						10/04/96 1259
MS	962729-1	960917G	1.30945		1.000	0.18481	112.5	% REC	10/04/96 1309
MSD	962729-1	960917G	1.38257	1.30945	1.000	0.18481	119.8	% REC	10/04/96 1311
							5.4	RPD	
MD	962729-2		0.06335			0.06382	0.7	RPD	10/04/96 1333
CCV		960809Z	5.02230		5.0		100.4	% REC	10/04/96 1339
CCB		960920Z	0.00078						10/04/96 1344
SD	962729-2		0.00279			0.01282		% Diff.	10/04/96 1403
MS	962642-5	960917G	1.23080		1.000	0.06663	116.4	% REC	10/04/96 1415
MSD	962642-5	960917G	1.21921	1.23080	1.000	0.06663	115.3	% REC	10/04/96 1418
							0.9	RPD	
MD	962642-4		0.21405			0.21987	2.7	RPD	10/04/96 1424
CCV		960809Z	4.83510		5.0		96.7	% REC	10/04/96 1432
CCB		960920Z	0.00056						10/04/96 1442
SD	962642-7		0.01790			0.09031	0.9	% Diff.	10/04/96 1455
MS	962673-7	960917G	1.37794		1.000	0.18033	119.8	% REC	10/04/96 1508
MSD	962673-7	960917G	1.35802	1.37794	1.000	0.18033	117.8	% REC	10/04/96 1510
							1.5	RPD	
MS	962684-1	960917G	1.56674		1.000	0.35529	121.1	% REC	10/04/96 1516
MSD	962684-1	960917G	1.52210	1.56674	1.000	0.35529	116.7	% REC	10/04/96 1518
							2.9	RPD	
CCV		960809Z	4.93183		5.0		98.6	% REC	10/04/96 1523
CCB		960920Z	0.00044						10/04/96 1533
PDS	962684-1	960917G	1.39797		1.000	0.35529	104.3	% REC	10/04/96 1653
PSD	962684-1	960917G	1.39405	1.39797	1.000	0.35529	103.9	% REC	10/04/96 1657
							0.3	RPD	
CCV		960809Z	5.03260		5.0		100.7	% REC	10/04/96 1754
CCB		960920Z	0.00022						10/04/96 1805
CCV		960809Z	4.92805		5.0		98.6	% REC	10/04/96 2102
CCB		960920Z	0.00081						10/04/96 2112
MB		1004	-0.00023						10/04/96 2208
LCS		961003H	0.98603		1.00		98.6	% REC	10/04/96 2216
CCV		960809Z	5.07138		5.0		101.4	% REC	10/04/96 2221
CCB		960920Z	-0.00010						10/04/96 2243
MD	962756-1		-0.00177			-0.00053	0.00124	ABS Diff.	10/04/96 2259
CCV		960809Z	5.12484		5.0		102.5	% REC	10/04/96 2327
CCB		960920Z	0.00023						10/04/96 2353
MD	962701-7		0.01196			0.01433	0.00237	ABS Diff.	10/05/96 0008
CCV		960809Z	4.88299		5.0		97.7	% REC	10/05/96 0031
CCB		960920Z	0.00081						10/05/96 0039
CCV		960809Z	4.88957		5.0		97.8	% REC	10/05/96 0114
CCB		960920Z	0.00012						10/05/96 0125
MS	962752-2	960917G	1.21084		1.000	0.22738	98.3	% REC	10/05/96 0138
MSD	962752-2	960917G	1.24190	1.21084	1.000	0.22738	101.5	% REC	10/05/96 0142
							2.5	RPD	
SD	962752-2		0.04437			0.22738	2.4	% Diff.	10/05/96 0144
ISB		960929R	0.48501		0.5000		97.0	% REC	10/05/96 0150
CRI		960929S	0.00389		0.005000		77.8	% REC	10/05/96 0156
CCV		960809Z	4.90790		5.0		98.2	% REC	10/05/96 0207

The analytical results, opinions or interpretations contained in this report are based upon information and material supplied by the client for whose exclusive and confidential use this report has been made. The analytical results, opinions or interpretations expressed represent the best judgment of Core Laboratories. Core Laboratories, however, makes no warranty or representation, express or implied, of any type, and expressly disclaims same as to the productivity, proper operations or profitableness of any oil, gas, or other mineral, property, well or sand in connection with which such report is used or relied upon for any reason whatsoever. This report shall not be reproduced, in whole or in part, without the written approval of Core Laboratories.

CORE LABORATORIES

QUALITY CONTROL RESULTS

Job Number: 962675 Date: 11/18/96

CUSTOMER: Daniel B. Stephens & Associates PROJECT: 6033.2 ENRON-ROSWELL ATTN: Bob Marley

Test Method.....: SW-846 6010A Batch.....: 14069 Analyst...: smh
Method Description.: Metals Analysis (ICAP) Reporting Limit...: 0.01
Parameter.....: Barium (Ba) Units.....: mg/L

QC	Lab ID	Reagent	QC Result	QC Result	True Value	Orig. Value	Calc. Result	Units	Date/Time
CCB		960920Z	0.00023						10/05/96 0216

Test Method.....: SW-846 6010A Batch.....: 14069 Analyst...: smh
Method Description.: Metals Analysis (ICAP) Reporting Limit...: 0.005
Parameter.....: Cadmium (Cd) Units.....: mg/L

QC	Lab ID	Reagent	QC Result	QC Result	True Value	Orig. Value	Calc. Result	Units	Date/Time
ICV		960716T	1.95586		2.00		97.8	% REC	10/04/96 0909
ICB		960920Z	-0.00040						10/04/96 0950
ISB		960929R	1.05660		1.000		105.7	% REC	10/04/96 0959
MB		1003	0.00033						10/04/96 1011
LCS		960923H	1.08132		1.00		108.1	% REC	10/04/96 1012
CRI		960929S	0.00033		0.000500		66.0	% REC	10/04/96 1030
CCV		960809Z	1.00370		1.0		100.4	% REC	10/04/96 1133
CCB		960920Z	-0.00014						10/04/96 1259
MS	962729-1	960917G	2.87813		1.000	1.81346	106.5	% REC	10/04/96 1309
MSD	962729-1	960917G	2.97679	2.87813	1.000	1.81346	116.3	% REC	10/04/96 1311
							3.4	RPD	
MD	962729-2		0.24821			0.23266	6.5	RPD	10/04/96 1333
CCV		960809Z	0.98222		1.0		98.2	% REC	10/04/96 1339
CCB		960920Z	0.00021						10/04/96 1344
SD	962729-2		0.00814			0.04286	5.0	% Diff.	10/04/96 1403
MS	962642-5	960917G	1.06269		1.000	0.00008	106.3	% REC	10/04/96 1415
MSD	962642-5	960917G	1.03691	1.06269	1.000	0.00008	103.7	% REC	10/04/96 1418
							2.5	RPD	
MD	962642-4		0.00024			0.00060	0.00036	ABS Diff.	10/04/96 1424
CCV		960809Z	1.01005		1.0		101.0	% REC	10/04/96 1432
CCB		960920Z	-0.00018						10/04/96 1442
SD	962642-7		0.00005			-0.00019		% Diff.	10/04/96 1455
MS	962673-7	960917G	1.15726		1.000	0.00389	115.3	% REC	10/04/96 1508
MSD	962673-7	960917G	1.15017	1.15726	1.000	0.00389	114.6	% REC	10/04/96 1510
							0.6	RPD	
MS	962684-1	960917G	1.17172		1.000	0.00083	117.1	% REC	10/04/96 1516
MSD	962684-1	960917G	1.13982	1.17172	1.000	0.00083	113.9	% REC	10/04/96 1518
							2.8	RPD	
CCV		960809Z	1.00726		1.0		100.7	% REC	10/04/96 1523
CCB		960920Z	0.00025						10/04/96 1533
PDS	962684-1	960917G	0.99387		1.000	0.00083	99.3	% REC	10/04/96 1653
PSD	962684-1	960917G	0.99168	0.99387	1.000	0.00083	99.1	% REC	10/04/96 1657
							0.2	RPD	
CCV		960809Z	1.04390		1.0		104.4	% REC	10/04/96 1754
CCB		960920Z	-0.00006						10/04/96 1805
CCV		960809Z	0.95917		1.0		95.9	% REC	10/04/96 2102
CCB		960920Z	-0.00004						10/04/96 2112
MB		1004	-0.00039						10/04/96 2208
LCS		961003H	0.91737		1.00		91.7	% REC	10/04/96 2216
CCV		960809Z	0.98162		1.0		98.2	% REC	10/04/96 2221
CCB		960920Z	-0.00070						10/04/96 2243
MD	962756-1		1.16794			1.10398	5.6	RPD	10/04/96 2259
CCV		960809Z	0.98352		1.0		98.4	% REC	10/04/96 2327
CCB		960920Z	-0.00077						10/04/96 2353

The analytical results, opinions or interpretations contained in this report are based upon information and material supplied by the client for whose exclusive and confidential use this report has been made. The analytical results, opinions or interpretations expressed represent the best judgment of Core Laboratories. Core Laboratories, however, makes no warranty or representation, express or implied, of any type, and expressly disclaims same as to the productivity, proper operations or profitableness of any oil, gas, or other mineral property, well, or sand, in connection with which such report is used or relied upon for any reason whatsoever. This report shall not be reproduced, in whole or in part, without the written approval of Core Laboratories.

CORE LABORATORIES

QUALITY CONTROL RESULTS

Job Number: 962675 Date: 11/18/96

CUSTOMER: Daniel B. Stephens & Associates PROJECT: 6033.2 ENRON-ROSWELL ATTN: Bob Marley

Test Method.....: SW-846 6010A
Method Description.: Metals Analysis (ICAP)
Parameter.....: Cadmium (Cd)
Batch.....: 14069
Reporting Limit...: 0.005
Units.....: mg/L
Analyst...: smh

QC	Lab ID	Reagent	QC Result	QC Result	True Value	Orig. Value	Calc. Result	Units	Date/Time
MD	962701-7		-0.00058			-0.00068	0.00010	ABS Diff.	10/05/96 0008
CCV		960809Z	1.02137		1.0		102.1	% REC	10/05/96 0031
CCB		960920Z	0.00036						10/05/96 0039
CCV		960809Z	0.96435		1.0		96.4	% REC	10/05/96 0114
CCB		960920Z	0.00072						10/05/96 0125
MS	962752-2	960917G	0.88835		1.000	-0.00064	88.9	% REC	10/05/96 0138
MSD	962752-2	960917G	0.90821	0.88835	1.000	-0.00064	90.9	% REC	10/05/96 0142
							2.2	RPD	
SD	962752-2		-0.00059			-0.00064		% Diff.	10/05/96 0144
ISB		960929R	0.89378		1.000		89.4	% REC	10/05/96 0150
CRI		960929S	-0.00071		0.000500		-142.0	% REC	10/05/96 0156
CCV		960809Z	0.98032		1.0		98.0	% REC	10/05/96 0207
CCB		960920Z	0.00094						10/05/96 0216

Test Method.....: SW-846 6010A
Method Description.: Metals Analysis (ICAP)
Parameter.....: Calcium (Ca)
Batch.....: 14069
Reporting Limit...: 1
Units.....: mg/L
Analyst...: smh

QC	Lab ID	Reagent	QC Result	QC Result	True Value	Orig. Value	Calc. Result	Units	Date/Time
ICV		960412S	96.26330		100.000000		96.3	% REC	10/04/96 0928
ICB		960920Z	0.01182						10/04/96 0950
ISA		960929U	493.12615		500		98.6	% REC	10/04/96 0955
ISB		960929R	471.34677		500		94.3	% REC	10/04/96 0959
MB		1003	0.04455						10/04/96 1011
CCV		960821M	97.78273		100.00		97.8	% REC	10/04/96 1121
CCB		960920Z	0.00322						10/04/96 1259
MD	962729-2		13.65847			13.57345	0.6	RPD	10/04/96 1333
CCV		960821M	95.97334		100.00		96.0	% REC	10/04/96 1336
CCB		960920Z	0.01312						10/04/96 1344
SD	962729-2		0.49383			2.47546	0.3	% Diff.	10/04/96 1403
MD	962642-4		132.62580			136.79522	3.1	RPD	10/04/96 1424
CCV		960821M	97.44715		100.00		97.4	% REC	10/04/96 1427
CCB		960920Z	0.01031						10/04/96 1442
SD	962642-7		15.23153			75.48191	-0.9	% Diff.	10/04/96 1455
MS	962684-1	960917G	196.33099		50.000	133.89624	124.9	% REC	10/04/96 1516
MSD	962684-1	960917G	191.55744	196.33099	50.000	133.89624	115.3	% REC	10/04/96 1518
							2.5	RPD	
CCV		960821M	100.97853		100.00		101.0	% REC	10/04/96 1520
CCB		960920Z	0.01722						10/04/96 1533
PDS	962684-1	960917G	172.96569		50.000	133.89624	78.1	% REC	10/04/96 1653
PSD	962684-1	960917G	172.48112	172.96569	50.000	133.89624	77.2	% REC	10/04/96 1657
							0.3	RPD	
CCV		960821M	104.75579		100.00		104.8	% REC	10/04/96 1750
CCB		960920Z	0.00013						10/04/96 1805
CCV		960821M	99.58458		100.00		99.6	% REC	10/04/96 2036
CCB		960920Z	-0.00005						10/04/96 2112
MB		1004	0.00588						10/04/96 2208
CCV		960821M	98.59883		100.00		98.6	% REC	10/04/96 2219
CCB		960920Z	-0.00733						10/04/96 2243
LCS		960912Y	188.61364		200.0		94.3	% REC	10/04/96 2249
LCS		960912Y	104.02816		100.000000		104.0	% REC	10/04/96 2252

The analytical results, opinions or interpretations contained in this report are based upon information and material supplied by the client for whose exclusive and confidential use this report has been made. The analytical results, opinions or interpretations expressed represent the best judgment of Core Laboratories. Core Laboratories, however, makes no warranty or representation, express or implied, of any type, and expressly disclaims same as to the productivity, proper operations or profitableness of any oil, gas or other mineral, property, well or mine in connection with which such report is used or relied upon for any reason whatsoever. This report shall not be reproduced, in whole or in part, without the written approval of Core Laboratories.

CORE LABORATORIES

QUALITY CONTROL RESULTS

Job Number: 962675 Date: 11/18/96

CUSTOMER: Daniel B. Stephens & Associates PROJECT: 6033.2 ENRON-ROSWELL ATTN: Bob Marley

Test Method.....: SW-846 6010A Batch.....: 14069 Analyst...: smh
Method Description.: Metals Analysis (ICAP) Reporting Limit...: 1
Parameter.....: Calcium (Ca) Units.....: mg/L

QC	Lab ID	Reagent	QC Result	QC Result	True Value	Orig. Value	Calc. Result	Units	Date/Time
MD	962756-1		4.53525			4.28121	0.25404	ABS Diff.	10/04/96 2259
CCV		960821M	101.77854		100.00		101.8	% REC	10/04/96 2321
CCB		960920Z	-0.00736						10/04/96 2353
MD	962701-7		897.62402			927.70568	3.3	RPD	10/05/96 0008
MD	962701-7		92.09649			98.08457	6.3	RPD	10/05/96 0013
CCV		960821M	104.38234		100.00		104.4	% REC	10/05/96 0024
CCB		960920Z	0.00355						10/05/96 0039
CCV		960821M	99.44397		100.00		99.4	% REC	10/05/96 0106
CCB		960920Z	-0.00009						10/05/96 0125
MS	962752-2	960917G	217.78912		50.000	167.37557	100.8	% REC	10/05/96 0138
MSD	962752-2	960917G	222.[illegible]859	217.78912	50.000	167.37557	110.1	% REC	10/05/96 0142
							2.1	RPD	
SD	962752-2		33.93274			167.37557	-1.4	% Diff.	10/05/96 0144
ISA		960929U	496.03283		500		99.2	% REC	10/05/96 0146
ISB		960929R	470.94281		500		94.2	% REC	10/05/96 0150
CCV		960821M	100.82007		100.00		100.8	% REC	10/05/96 0159
CCB		960920Z	-0.02098						10/05/96 0216

Test Method.....: SW-846 6010A Batch.....: 14069 Analyst...: smh
Method Description.: Metals Analysis (ICAP) Reporting Limit...: 0.01
Parameter.....: Chromium (Cr) Units.....: mg/L

QC	Lab ID	Reagent	QC Result	QC Result	True Value	Orig. Value	Calc. Result	Units	Date/Time
ICV		960716T	1.94610		2.00		97.3	% REC	10/04/96 0909
ICB		960920Z	0.00025						10/04/96 0950
ISB		960929R	0.56291		0.5000		112.6	% REC	10/04/96 0959
MB		1003	-0.00025						10/04/96 1011
LCS		960923H	1.05575		1.00		105.6	% REC	10/04/96 1012
CRI		960929S	0.00257		0.002500		102.8	% REC	10/04/96 1030
CCV		960809Z	2.53498		2.5		101.4	% REC	10/04/96 1133
CCB		960920Z	-0.00029						10/04/96 1259
MS	962729-1	960917G	1.05496		1.000	0.00108	105.4	% REC	10/04/96 1309
MSD	962729-1	960917G	1.09980	1.05496	1.000	0.00108	109.9	% REC	10/04/96 1311
							4.2	RPD	
MD	962729-2		0.00980			0.01269	0.00289	ABS Diff.	10/04/96 1333
CCV		960809Z	2.50540		2.5		100.2	% REC	10/04/96 1339
CCB		960920Z	0.00058						10/04/96 1344
SD	962729-2		0.00009			0.00344		% Diff.	10/04/96 1403
MS	962642-5	960917G	1.09467		1.000	0.00000	109.5	% REC	10/04/96 1415
MSD	962642-5	960917G	1.07053	1.09467	1.000	0.00000	107.1	% REC	10/04/96 1418
							2.2	RPD	
MD	962642-4		0.00159			0.00274	0.00115	ABS Diff.	10/04/96 1424
CCV		960809Z	2.42712		2.5		97.1	% REC	10/04/96 1432
CCB		960920Z	0.00029						10/04/96 1442
SD	962642-7		0.00118			0.00119		% Diff.	10/04/96 1455
MS	962673-7	960917G	1.11896		1.000	0.00483	111.4	% REC	10/04/96 1508
MSD	962673-7	960917G	1.10482	1.11896	1.000	0.00483	110.0	% REC	10/04/96 1510
							1.3	RPD	
MS	962684-1	960917G	1.12776		1.000	0.00188	112.6	% REC	10/04/96 1516
MSD	962684-1	960917G	1.09539	1.12776	1.000	0.00188	109.4	% REC	10/04/96 1518
							2.9	RPD	

The analytical results, opinions or interpretations contained in this report are based upon information and material supplied by the client for whose exclusive and confidential use this report has been made. The analytical results, opinions or interpretations expressed represent the best judgment of Core Laboratories. Core Laboratories, however, makes no warranty or representation, express or implied, of any type, and expressly disclaims same as to the productivity, proper operations or profitableness of any oil, gas, coal or other mineral property, well or sand in connection with which such report is used or relied upon for any reason whatsoever. This report shall not be reproduced, in whole or in part, without the written approval of Core Laboratories.

CORE LABORATORIES

QUALITY CONTROL RESULTS

Job Number: 962675 Date: 11/18/96

CUSTOMER: Daniel B. Stephens & Associates PROJECT: 6033.2 ENRON-ROSWELL ATTN: Bob Marley

Test Method.....: SW-846 6010A
Method Description.: Metals Analysis (ICAP)
Parameter.....: Chromium (Cr)
Batch.....: 14069
Reporting Limit...: 0.01
Units.....: mg/L
Analyst...: smh

QC	Lab ID	Reagent	QC Result	QC Result	True Value	Orig. Value	Calc. Result	Units	Date/Time
CCV		960809Z	2.50923		2.5		100.4	% REC	10/04/96 1523
CCB		960920Z	-0.00058						10/04/96 1533
PDS	962684-1	960917G	1.00709		1.000	0.00188	100.5	% REC	10/04/96 1653
PSD	962684-1	960917G	1.00297	1.00709	1.000	0.00188	100.1	% REC	10/04/96 1657
							0.4	RPD	
CCV		960809Z	2.60509		2.5		104.2	% REC	10/04/96 1754
CCB		960920Z	0.00029						10/04/96 1805
CCV		960809Z	2.42583		2.5		97.0	% REC	10/04/96 2102
CCB		960920Z	0.00106						10/04/96 2112
MB		1004	0.00195						10/04/96 2208
LCS		961003H	0.93467		1.00		93.5	% REC	10/04/96 2216
CCV		960809Z	2.40566		2.5		96.2	% REC	10/04/96 2221
CCB		960920Z	0.00017						10/04/96 2243
MD	962756-1		0.01918			0.02044	0.00126	ABS Diff.	10/04/96 2259
CCV		960809Z	2.49123		2.5		99.6	% REC	10/04/96 2327
CCB		960920Z	-0.00167						10/04/96 2353
MD	962701-7		0.00722			0.00990	0.00268	ABS Diff.	10/05/96 0008
CCV		960809Z	2.53162		2.5		101.3	% REC	10/05/96 0031
CCB		960920Z	-0.00184						10/05/96 0039
MD	962745-5		0.05464			0.05581	2.1	RPD	10/05/96 0058
CCV		960809Z	2.38573		2.5		95.4	% REC	10/05/96 0114
CCB		960920Z	-0.00117						10/05/96 0125
MS	962752-2	960917G	0.90030		1.000	0.01001	89.0	% REC	10/05/96 0138
MSD	962752-2	960917G	0.91740	0.90030	1.000	0.01001	90.7	% REC	10/05/96 0142
							1.9	RPD	
SD	962752-2		0.00170			0.01001		% Diff.	10/05/96 0144
ISB		960929R	0.47736		0.5000		95.5	% REC	10/05/96 0150
CRI		960929S	0.00050		0.002500		20.0	% REC	10/05/96 0156
CCV		960809Z	2.46943		2.5		98.8	% REC	10/05/96 0207
CCB		960920Z	-0.00080						10/05/96 0216

Test Method.....: SW-846 6010A
Method Description.: Metals Analysis (ICAP)
Parameter.....: Magnesium (Mg)
Batch.....: 14069
Reporting Limit...: 0.5
Units.....: mg/L
Analyst...: smh

QC	Lab ID	Reagent	QC Result	QC Result	True Value	Orig. Value	Calc. Result	Units	Date/Time
ICV		960412S	95.22320		100.000000		95.2	% REC	10/04/96 0928
ICB		960920Z	0.03652						10/04/96 0950
ISA		960929U	562.78613		500		112.6	% REC	10/04/96 0955
ISB		960929R	533.98535		500		106.8	% REC	10/04/96 0959
MB		1003	0.04058						10/04/96 1011
CCV		960821M	101.66471		100.00		101.7	% REC	10/04/96 1121
CCB		960920Z	-0.00235						10/04/96 1259
MD	962729-2		2.28601			2.29308	0.00707	ABS Diff.	10/04/96 1333
CCV		960821M	99.62763		100.00		99.6	% REC	10/04/96 1336
CCB		960920Z	0.00000						10/04/96 1344
SD	962729-2		0.05184			0.38414		% Diff.	10/04/96 1403
MD	962642-4		28.91921			29.84304	3.1	RPD	10/04/96 1424
CCV		960821M	97.30863		100.00		97.3	% REC	10/04/96 1427
CCB		960920Z	0.02592						10/04/96 1442
SD	962642-7		3.34181			17.03195	1.9	% Diff.	10/04/96 1455

The analytical results, opinions or interpretations contained in this report are based upon information and matter supplied by the client for whose exclusive and confidential use this report has been made. The analytical results, opinions or interpretations represent the best judgment of Core Laboratories. Core Laboratories, however, makes no warranty or representation, express or implied, of any type, and expressly disclaims same as to the productivity, proper operations or profitableness of any oil, gas or other mineral, property, well or sand in connection with which such report is used or relied upon for any reason whatsoever. This report shall not be reproduced, in whole or in part, without the written approval of Core Laboratories.

CORE LABORATORIES

QUALITY CONTROL RESULTS

Job Number: 962675 Date: 11/18/96

CUSTOMER: Daniel B. Stephens & Associates PROJECT: 6033.2 ENRON-ROSWELL ATTN: Bob Marley

Test Method.....: SW-846 6010A
Method Description.: Metals Analysis (ICAP)
Parameter.....: Magnesium (Mg)
Batch.....: 14069
Reporting Limit...: 0.5
Units.....: mg/L
Analyst...: smh

QC	Lab ID	Reagent	QC Result	QC Result	True Value	Orig. Value	Calc. Result	Units	Date/Time
MS	962684-1	960917G	83.89423		50.000	26.15478	115.5	% REC	10/04/96 1516
MSD	962684-1	960917G	81.74020	83.89423	50.000	26.15478	111.2	% REC	10/04/96 1518
							2.6	RPD	
CCV		960821M	100.53262		100.00		100.5	% REC	10/04/96 1520
CCB		960920Z	0.02592						10/04/96 1533
PDS	962684-1	960917G	74.00311		50.000	26.15478	95.7	% REC	10/04/96 1653
PSD	962684-1	960917G	73.72502	74.00311	50.000	26.15478	95.1	% REC	10/04/96 1657
							0.4	RPD	
CCV		960821M	103.30410		100.00		103.3	% REC	10/04/96 1750
CCB		960920Z	-0.00235						10/04/96 1805
CCV		960821M	99.74072		100.00		99.7	% REC	10/04/96 2036
CCB		960920Z	-0.00000						10/04/96 2112
MB		1004	-0.03501						10/04/96 2208
CCV		960821M	97.54393		100.00		97.5	% REC	10/04/96 2219
CCB		960920Z	-0.03361						10/04/96 2243
LCS		960912Y	189.27467		200.0		94.6	% REC	10/04/96 2249
LCS		960912Y	104.39201		100.000000		104.4	% REC	10/04/96 2252
MD	962756-1		0.22546			0.12323	0.10223	ABS Diff.	10/04/96 2259
CCV		960821M	103.07589		100.00		103.1	% REC	10/04/96 2321
CCB		960920Z	-0.01315						10/04/96 2353
MD	962701-7		219.19665			226.02386	3.1	RPD	10/05/96 0008
CCV		960821M	103.41265		100.00		103.4	% REC	10/05/96 0024
CCB		960920Z	0.01135						10/05/96 0039
CCV		960821M	98.28845		100.00		98.3	% REC	10/05/96 0106
CCB		960920Z	0.01515						10/05/96 0125
MS	962752-2	960917G	58.78215		50.000	10.93821	95.7	% REC	10/05/96 0138
MSD	962752-2	960917G	60.10205	58.78215	50.000	10.93821	98.3	% REC	10/05/96 0142
							2.2	RPD	
SD	962752-2		2.25963			10.93821	-3.3	% Diff.	10/05/96 0144
ISA		960929U	507.83233		500		101.6	% REC	10/05/96 0146
ISB		960929R	482.59741		500		96.5	% REC	10/05/96 0150
CCV		960821M	104.66958		100.00		104.7	% REC	10/05/96 0159
CCB		960920Z	0.00505						10/05/96 0216

Test Method.....: SW-846 6010A
Method Description.: Metals Analysis (ICAP)
Parameter.....: Manganese (Mn)
Batch.....: 14069
Reporting Limit...: 0.01
Units.....: mg/L
Analyst...: smh

QC	Lab ID	Reagent	QC Result	QC Result	True Value	Orig. Value	Calc. Result	Units	Date/Time
ICV		960716T	1.98354		2.00		99.2	% REC	10/04/96 0909
ICB		960920Z	0.00018						10/04/96 0950
ISB		960929R	0.53919		0.5000		107.8	% REC	10/04/96 0959
MB		1003	0.00055						10/04/96 1011
LCS		960923H	1.07404		1.00		107.4	% REC	10/04/96 1012
CRI		960929S	0.00576		0.005000		115.2	% REC	10/04/96 1030
CCV		960809Z	5.11907		5.0		102.4	% REC	10/04/96 1133
CCB		960920Z	0.00000						10/04/96 1259
MD	962729-2		1.25628			1.21611	3.2	RPD	10/04/96 1333
CCV		960809Z	5.06433		5.0		101.3	% REC	10/04/96 1339
CCB		960920Z	0.00042						10/04/96 1344
SD	962729-2		0.04383			0.22506	2.6	% Diff.	10/04/96 1403

The analytical results, opinions or interpretations contained in this report are based upon information and material supplied by the client for whose exclusive and confidential use this report has been made. The analytical results, opinions or interpretations expressed represent the best judgment of Core Laboratories. Core Laboratories, however, makes no warranty or representation, express or implied, of any type, and expressly disclaims same as to the productivity, proper operation, results or profitableness of any oil, gas, other mineral, property, well or sand in connection with which such report is used or relied upon for any reason whatsoever. This report shall not be reproduced, in whole or in part, without the written approval of Core Laboratories.

CORE LABORATORIES

QUALITY CONTROL RESULTS

Job Number: 962675 Date: 11/18/96

CUSTOMER: Daniel B. Stephens & Associates PROJECT: 6033.2 ENRON-ROSWELL ATTN: Bob Marley

Test Method.....: SW-846 6010A
Method Description.: Metals Analysis (ICAP)
Parameter.....: Manganese (Mn)
Batch.....: 14069
Reporting Limit...: 0.01
Units.....: mg/L
Analyst...: smh

QC	Lab ID	Reagent	QC Result	QC Result	True Value	Orig. Value	Calc. Result	Units	Date/Time
MD	962642-4		3.88949			4.00981	3.0	RPD	10/04/96 1424
CCV		960809Z	4.91338		5.0		98.3	% REC	10/04/96 1432
CCB		960920Z	-0.00000						10/04/96 1442
SD	962642-7		0.07214			0.36177	0.3	% Diff.	10/04/96 1455
MS	962684-1	960917G	4.66928		1.000	3.22676	144.3	% REC	10/04/96 1516
MSD	962684-1	960917G	4.59960	4.66928	1.000	3.22676	137.3	% REC	10/04/96 1518
							1.5	RPD	
CCV		960809Z	5.07244		5.0		101.4	% REC	10/04/96 1523
CCB		960920Z	-0.00000						10/04/96 1533
PDS	962684-1	960917G	4.01431		1.000	3.22676	78.8	% REC	10/04/96 1653
PSD	962684-1	960917G	4.00802	4.01431	1.000	3.22676	78.1	% REC	10/04/96 1657
							0.2	RPD	
CCV		960809Z	5.21196		5.0		104.2	% REC	10/04/96 1754
CCB		960920Z	0.00063						10/04/96 1805
CCV		960809Z	4.89625		5.0		97.9	% REC	10/04/96 2102
CCB		960920Z	0.00013						10/04/96 2112
MB		1004	0.00041						10/04/96 2208
LCS		961003H	0.94799		1.00		94.8	% REC	10/04/96 2216
CCV		960809Z	4.90175		5.0		98.0	% REC	10/04/96 2221
CCB		960920Z	0.00041						10/04/96 2243
MD	962756-1		0.04499			0.04335	0.00164	ABS Diff.	10/04/96 2259
CCV		960809Z	5.00629		5.0		100.1	% REC	10/04/96 2327
CCB		960920Z	0.00000						10/04/96 2353
MD	962701-7		0.21526			0.22602	4.9	RPD	10/05/96 0008
CCV		960809Z	5.06534		5.0		101.3	% REC	10/05/96 0031
CCB		960920Z	0.00025						10/05/96 0039
CCV		960809Z	4.78509		5.0		95.7	% REC	10/05/96 0114
CCB		960920Z	0.00051						10/05/96 0125
MS	962752-2	960917G	1.81329		1.000	0.92294	89.0	% REC	10/05/96 0138
MSD	962752-2	960917G	1.85580	1.81329	1.000	0.92294	93.3	% REC	10/05/96 0142
							2.3	RPD	
SD	962752-2		0.18987			0.92294	-2.9	% Diff.	10/05/96 0144
ISB		960929R	0.43684		0.5000		87.4	% REC	10/05/96 0150
CRI		960929S	0.00376		0.005000		75.2	% REC	10/05/96 0156
CCV		960809Z	4.98262		5.0		99.7	% REC	10/05/96 0207
CCB		960920Z	0.00075						10/05/96 0216

Test Method.....: SW-846 6010A
Method Description.: Metals Analysis (ICAP)
Parameter.....: Silver (Ag)
Batch.....: 14069
Reporting Limit...: 0.01
Units.....: mg/L
Analyst...: smh

QC	Lab ID	Reagent	QC Result	QC Result	True Value	Orig. Value	Calc. Result	Units	Date/Time
ICV		960501Q	1.03457		1.00		103.5	% REC	10/04/96 0917
ICB		960920Z	0.00421						10/04/96 0950
ISB		960929R	1.08101		1.000		108.1	% REC	10/04/96 0959
MB		1003	0.00377						10/04/96 1011
LCS		960923H	1.13503		1.00		113.5	% REC	10/04/96 1012
CRI		960929S	0.00579		0.005000		115.8	% REC	10/04/96 1030
CCV		960821M	2.52216		2.500		100.9	% REC	10/04/96 1121
CCB		960920Z	-0.00035						10/04/96 1259
MS	962729-1	960917G	0.83300		1.000	-0.00080	83.4	% REC	10/04/96 1309

The analytical results, opinions or interpretations contained in this report are based upon information and material supplied by the client for whose exclusive and confidential use this report has been made. The analytical results, opinions or interpretations expressed represent the best judgment of Core Laboratories. Core Laboratories, however, makes no warranty or representation, express or implied, of any type, and expressly disclaims same as to the productivity, proper operations or profitableness of any oil, gas or other mineral, property, well or sand in connection with which such report is used or relied upon for any reason whatsoever. This report shall not be reproduced, in whole or in part, without the written approval of Core Laboratories.

CORE LABORATORIES

QUALITY CONTROL RESULTS

Job Number: 962675 Date: 11/18/96

CUSTOMER: Daniel B. Stephens & Associates PROJECT: 6033.2 ENRON-ROSWELL ATTN: Bob Marley

Test Method.....: SW-846 6010A Batch.....: 14069 Analyst...: smh
Method Description.: Metals Analysis (ICAP) Reporting Limit...: 0.01
Parameter.....: Silver (Ag) Units.....: mg/L

QC	Lab ID	Reagent	QC Result	QC Result	True Value	Orig. Value	Calc. Result	Units	Date/Time
MSD	962729-1	960917G	0.86072	0.83300	1.000	-0.00080	86.2	% REC	10/04/96 1311
							3.3	RPD	
MD	962729-2		-0.00308			-0.00028	0.00280	ABS Diff.	10/04/96 1333
CCV		960821M	2.48373		2.500		99.3	% REC	10/04/96 1336
CCB		960920Z	-0.00043						10/04/96 1344
SD	962729-2		-0.00196			0.00064		% Diff.	10/04/96 1403
MS	962642-5	960917G	1.07641		1.000	-0.00305	107.9	% REC	10/04/96 1415
MSD	962642-5	960917G	1.09470	1.07641	1.000	-0.00305	109.8	% REC	10/04/96 1418
							1.7	RPD	
MD	962642-4		-0.00029			-0.00113	0.00084	ABS Diff.	10/04/96 1424
CCV		960821M	2.44166		2.500		97.7	% REC	10/04/96 1427
CCB		960920Z	0.00158						10/04/96 1442
SD	962642-7		-0.00110			0.00009		% Diff.	10/04/96 1455
MS	962673-7	960917G	1.13525		1.000	0.00335	113.2	% REC	10/04/96 1508
MSD	962673-7	960917G	1.11656	1.13525	1.000	0.00335	111.3	% REC	10/04/96 1510
							1.7	RPD	
MS	962684-1	960917G	1.12850		1.000	0.00356	112.5	% REC	10/04/96 1516
MSD	962684-1	960917G	1.09288	1.12850	1.000	0.00356	108.9	% REC	10/04/96 1518
							3.2	RPD	
CCV		960821M	2.49861		2.500		99.9	% REC	10/04/96 1520
CCB		960920Z	0.00447						10/04/96 1533
PDS	962684-1	960917G	1.01403		1.000	0.00356	101.0	% REC	10/04/96 1653
PSD	962684-1	960917G	1.01035	1.01403	1.000	0.00356	100.7	% REC	10/04/96 1657
							0.4	RPD	
CCV		960821M	2.51995		2.500		100.8	% REC	10/04/96 1750
CCB		960920Z	-0.00007						10/04/96 1805
CCV		960821M	2.45354		2.500		98.1	% REC	10/04/96 2036
CCB		960920Z	-0.00233						10/04/96 2112
MB		1004	0.00102						10/04/96 2208
LCS		961003H	0.95297		1.00		95.3	% REC	10/04/96 2216
CCV		960821M	2.56563		2.500		102.6	% REC	10/04/96 2219
CCB		960920Z	0.00446						10/04/96 2243
MD	962756-1		0.00311			0.00614	0.00303	ABS Diff.	10/04/96 2259
CCV		960821M	2.53079		2.500		101.2	% REC	10/04/96 2321
CCB		960920Z	-0.00083						10/04/96 2353
MD	962701-7		0.00180			0.00694	0.00514	ABS Diff.	10/05/96 0008
CCV		960821M	2.39998		2.500		96.0	% REC	10/05/96 0024
CCB		960920Z	-0.00008						10/05/96 0039
CCV		960821M	2.44153		2.500		97.7	% REC	10/05/96 0106
CCB		960920Z	-0.00216						10/05/96 0125
MS	962752-2	960917G	0.85168		1.000	-0.00280	85.4	% REC	10/05/96 0138
MSD	962752-2	960917G	0.93672	0.85168	1.000	-0.00280	94.0	% REC	10/05/96 0142
							9.5	RPD	
SD	962752-2		-0.00229			-0.00280		% Diff.	10/05/96 0144
ISB		960929R	0.84872		1.000		84.9	% REC	10/05/96 0150
CRI		960929S	0.00528		0.005000		105.6	% REC	10/05/96 0156
CCV		960821M	2.56251		2.500		102.5	% REC	10/05/96 0159
CCB		960920Z	0.00078						10/05/96 0216

The analytical results, opinions or interpretations contained in this report are based upon information and material supplied by the client for whose exclusive and confidential use this report has been made. The analytical results, opinions or interpretations expressed represent the best judgment of Core Laboratories. Core Laboratories, however, makes no warranty or representation, express or implied, of any type, and expressly disclaims same as to the productivity, proper operations or profitableness of any oil, gas, coal or other mineral property, well or sand in connection with which such report is used or relied upon for any reason whatsoever. This report shall not be reproduced, in whole or in part, without the written approval of Core Laboratories.

CORE LABORATORIES

QUALITY CONTROL RESULTS

Job Number: 962675 Date: 11/18/96

CUSTOMER: Daniel B. Stephens & Associates PROJECT: 6033.2 ENRON-ROSWELL ATTN: Bob Marley

Test Method.....: SW-846 6010A
Method Description.: Metals Analysis (ICAP)
Parameter.....: Sodium (Na)
Batch.....: 14069
Reporting Limit...: 1
Units.....: mg/L
Analyst...: smh

QC	Lab ID	Reagent	QC Result	QC Result	True Value	Orig. Value	Calc. Result	Units	Date/Time
ICV		960412S	98.06381		100.000000		98.1	% REC	10/04/96 0928
ICB		960920Z	0.02506						10/04/96 0950
MB		1003	-0.02053						10/04/96 1011
CRI		960929S	0.02805		0.150000		18.7	% REC	10/04/96 1030
CCV		960821M	51.27048		50.000		102.5	% REC	10/04/96 1121
CCB		960920Z	-0.02575						10/04/96 1259
MD	962729-2		33.42335			32.72753	2.1	RPD	10/04/96 1333
CCV		960821M	51.65035		50.000		103.3	% REC	10/04/96 1336
CCB		960920Z	0.00422						10/04/96 1344
SD	962729-2		0.80418			4.75922	15.5	% Diff.	10/04/96 1403
CCV		960821M	50.42575		50.000		100.9	% REC	10/04/96 1427
CCB		960920Z	-0.00605						10/04/96 1442
SD	962642-7		8.67356			57.33866	24.4	% Diff.	10/04/96 1455
CCV		960821M	52.08865		50.000		104.2	% REC	10/04/96 1520
CCB		960920Z	-0.01169						10/04/96 1533
CCV		960821M	51.24793		50.000		102.5	% REC	10/04/96 1750
CCB		960920Z	-0.00134						10/04/96 1805
CCV		960821M	48.54512		50.000		97.1	% REC	10/04/96 2036
CCB		960920Z	0.00527						10/04/96 2112
MB		1004	-0.01482						10/04/96 2208
CCV		960821M	49.29973		50.000		98.6	% REC	10/04/96 2219
CCB		960920Z	-0.04041						10/04/96 2243
LCS		960912Y	208.14733		200.0		104.1	% REC	10/04/96 2249
LCS		960912Y	105.72954		100.000000		105.7	% REC	10/04/96 2252
CCV		960821M	51.01238		50.000		102.0	% REC	10/04/96 2321
CCB		960920Z	-0.01465						10/04/96 2353
MD	962701-7		299.97640			306.57098	2.2	RPD	10/05/96 0008
MD	962701-7		22.40180			24.25960	8.0	RPD	10/05/96 0013
CCV		960821M	48.24951		50.000		96.5	% REC	10/05/96 0024
CCB		960920Z	0.01048						10/05/96 0039
CCV		960821M	50.74597		50.000		101.5	% REC	10/05/96 0106
CCB		960920Z	0.01623						10/05/96 0125
MS	962752-2	960917G	73.16284		50.000	21.48034	103.4	% REC	10/05/96 0138
MSD	962752-2	960917G	74.09606	73.16284	50.000	21.48034	105.2	% REC	10/05/96 0142
							1.3	RPD	
SD	962752-2		3.24410			21.48034	24.5	% Diff.	10/05/96 0144
CRI		960929S	0.09700		0.150000		64.7	% REC	10/05/96 0156
CCV		960821M	48.15589		50.000		96.3	% REC	10/05/96 0159
CCB		960920Z	0.01814						10/05/96 0216

Test Method.....: SW-846 6010A
Method Description.: Metals Analysis (ICAP Trace)
Parameter.....: Lead (Pb)
Batch.....: 14069
Reporting Limit...: 0.05
Units.....: mg/L
Analyst...: smh

QC	Lab ID	Reagent	QC Result	QC Result	True Value	Orig. Value	Calc. Result	Units	Date/Time
ICV		960716T	1.97746		2.00		98.9	% REC	10/04/96 0909
ICB		960920Z	-0.00174						10/04/96 0950
ISB		960929R	1.11877		1.000		111.9	% REC	10/04/96 0959
MB		1003	-0.00161						10/04/96 1011
LCS		960923H	1.07529		1.00		107.5	% REC	10/04/96 1012
CRI		960929S	0.00088		0.002500		35.2	% REC	10/04/96 1030

The analytical results, opinions or interpretations contained in this report are based upon information and material supplied by the client for whose exclusive and confidential use this report has been made. The analytical results, opinions or interpretations expressed represent the best judgment of Core Laboratories. Core Laboratories, however, makes no warranty or representation, express or implied, of any type, and expressly disclaims same as to the productivity, proper operations or profitableness of any oil, gas or other mineral property, well or sand in connection with which such report is used or relied upon for any reason whatsoever. This report shall not be reproduced, in whole or in part, without the written approval of Core Laboratories.

CORE LABORATORIES

QUALITY CONTROL RESULTS

Job Number: 962675 Date: 11/18/96

CUSTOMER: Daniel B. Stephens & Associates PROJECT: 6033.2 ENRON-ROSWELL ATTN: Bob Marley

Test Method.....: SW-846 6010A Batch.....: 14069 Analyst...: smh
Method Description.: Metals Analysis (ICAP Trace) Reporting Limit...: 0.05
Parameter.....: Lead (Pb) Units.....: mg/L

QC	Lab ID	Reagent	QC Result	QC Result	True Value	Orig. Value	Calc. Result	Units	Date/Time
CCV		960809Z	1.02804		1.0		102.8	% REC	10/04/96 1133
CCB		960920Z	-0.00032						10/04/96 1259
MS	962729-1	960917G	1.08443		1.000	0.92576	15.9	% REC	10/04/96 1319
MSD	962729-1	960917G	1.13897	1.08443	1.000	0.92576	21.3	% REC	10/04/96 1324
							4.9	RPD	
PDS	962729-1	960917G	1.82889		1.000	0.92576	90.3	% REC	10/04/96 1326
PSD	962729-1	960917G	1.84218	1.82889	1.000	0.92576	91.6	% REC	10/04/96 1328
							0.7	RPD	
MD	962729-2		4.83273			5.78083	17.9	RPD	10/04/96 1333
CCV		960809Z	1.01184		1.0		101.2	% REC	10/04/96 1339
CCB		960920Z	-0.00022						10/04/96 1344
MD	962729-2		0.88643			1.06459	18.3	RPD	10/04/96 1401
SD	962729-2		0.21479			1.06459	-0.9	% Diff.	10/04/96 1403
MS	962642-5	960917G	1.11855		1.000	0.00602	111.3	% REC	10/04/96 1415
MSD	962642-5	960917G	1.09893	1.11855	1.000	0.00602	109.3	% REC	10/04/96 1418
							1.8	RPD	
MD	962642-4		0.01172			0.01107	0.00065	ABS Diff.	10/04/96 1424
CCV		960809Z	0.97487		1.0		97.5	% REC	10/04/96 1432
CCB		960920Z	0.00281						10/04/96 1442
SD	962642-7		0.00031			0.00400		% Diff.	10/04/96 1455
MS	962673-7	960917G	1.16798		1.000	0.01780	115.0	% REC	10/04/96 1508
MSD	962673-7	960917G	1.15667	1.16798	1.000	0.01780	113.9	% REC	10/04/96 1510
							1.0	RPD	
MS	962684-1	960917G	1.16115		1.000	0.00379	115.7	% REC	10/04/96 1516
MSD	962684-1	960917G	1.12879	1.16115	1.000	0.00379	112.5	% REC	10/04/96 1518
							2.8	RPD	
CCV		960809Z	1.00779		1.0		100.8	% REC	10/04/96 1523
CCB		960920Z	0.00242						10/04/96 1533
PDS	962684-1	960917G	1.03276		1.000	0.00379	102.9	% REC	10/04/96 1653
PSD	962684-1	960917G	1.02910	1.03276	1.000	0.00379	102.5	% REC	10/04/96 1657
							0.4	RPD	
CCV		960809Z	1.03312		1.0		103.3	% REC	10/04/96 1754
CCB		960920Z	-0.00053						10/04/96 1805
CCV		960809Z	0.96919		1.0		96.9	% REC	10/04/96 2102
CCB		960920Z	-0.00004						10/04/96 2112
MB		1004	-0.00052						10/04/96 2208
LCS		961003H	0.91590		1.00		91.6	% REC	10/04/96 2216
CCV		960809Z	1.00671		1.0		100.7	% REC	10/04/96 2221
CCB		960920Z	-0.00236						10/04/96 2243
MD	962756-1		-0.01246			-0.00898	0.00348	ABS Diff.	10/04/96 2259
CCV		960809Z	1.00694		1.0		100.7	% REC	10/04/96 2327
CCB		960920Z	0.00018						10/04/96 2353
MD	962701-7		0.00517			0.00366	0.00151	ABS Diff.	10/05/96 0008
CCV		960809Z	0.99882		1.0		99.9	% REC	10/05/96 0031
CCB		960920Z	0.00220						10/05/96 0039
CCV		960809Z	0.96277		1.0		96.3	% REC	10/05/96 0114
CCB		960920Z	0.00037						10/05/96 0125
MS	962752-2	960917G	0.87568		1.000	0.00208	87.4	% REC	10/05/96 0138
MSD	962752-2	960917G	0.89736	0.87568	1.000	0.00208	89.5	% REC	10/05/96 0142
							2.4	RPD	
SD	962752-2		0.00242			0.00208		% Diff.	10/05/96 0144
ISB		960929R	0.87577		1.000		87.6	% REC	10/05/96 0150
CRI		960929S	0.00822		0.002500		328.8	% REC	10/05/96 0156

The analytical results, opinions or interpretations contained in this report are based upon information and material supplied by the client for whose exclusive and confidential use this report has been made. The analytical results, opinions or interpretations expressed represent the best judgment of Core Laboratories. Core Laboratories, however, makes no warranty or representation, express or implied, of any type, and expressly disclaims same as to the productivity, proper operations or profitableness of any oil, gas, coal or other mineral properties, wells or sands in connection with which such report is used or relied upon for any reason whatsoever. This report shall not be reproduced, in whole or in part, without the written approval of Core Laboratories.

CORE LABORATORIES

QUALITY CONTROL RESULTS

Job Number: 962675 Date: 11/18/96

CUSTOMER: Daniel B. Stephens & Associates PROJECT: 6033.2 ENRON-ROSWELL ATTN: Bob Marley

Test Method.....: SW-846 6010A
Method Description.: Metals Analysis (ICAP Trace)
Parameter.....: Lead (Pb)
Batch.....: 14069
Reporting Limit...: 0.05
Units.....: mg/L
Analyst...: smh

QC	Lab ID	Reagent	QC Result	QC Result	True Value	Orig. Value	Calc. Result	Units	Date/Time
CCV		960809Z	0.99000		1.0		99.0	% REC	10/05/96 0207
CCB		960920Z	0.00064						10/05/96 0216

Test Method.....: SW-846 6010A
Method Description.: Metals Analysis (ICAP Trace)
Parameter.....: Selenium (Se)
Batch.....: 14069
Reporting Limit...: 0.1
Units.....: mg/L
Analyst...: smh

QC	Lab ID	Reagent	QC Result	QC Result	True Value	Orig. Value	Calc. Result	Units	Date/Time
ICV		960716T	2.06049		2.00		103.0	% REC	10/04/96 0909
ICB		960920Z	0.00550						10/04/96 0950
ISB		960929R	1.05860		1.000		105.9	% REC	10/04/96 0959
MB		1003	0.00038						10/04/96 1011
LCS		960923H	1.03035		1.00		103.0	% REC	10/04/96 1012
CRI		960929S	0.00505		0.002500		202.0	% REC	10/04/96 1030
CCV		960809Z	2.58389		2.5		103.4	% REC	10/04/96 1133
CCB		960920Z	0.00476						10/04/96 1259
MS	962729-1	960917G	0.99998		1.000	-0.00044	100.0	% REC	10/04/96 1309
MSD	962729-1	960917G	1.03941	0.99998	1.000	-0.00044	104.0	% REC	10/04/96 1311
							3.9	RPD	
MD	962729-2		0.00007			0.00262	0.00255	ABS Diff.	10/04/96 1333
CCV		960809Z	2.51706		2.5		100.7	% REC	10/04/96 1339
CCB		960920Z	-0.00275						10/04/96 1344
SD	962729-2		0.00262			0.00062		% Diff.	10/04/96 1403
MD	962642-4		0.00676			0.00768	0.00092	ABS Diff.	10/04/96 1424
CCV		960809Z	2.43556		2.5		97.4	% REC	10/04/96 1432
CCB		960920Z	-0.00533						10/04/96 1442
SD	962642-7		0.00139			0.00471		% Diff.	10/04/96 1455
MS	962684-1	960917G	1.04151		1.000	-0.00165	104.3	% REC	10/04/96 1516
MSD	962684-1	960917G	1.00463	1.04151	1.000	-0.00165	100.6	% REC	10/04/96 1518
							3.6	RPD	
CCV		960809Z	2.52822		2.5		101.1	% REC	10/04/96 1523
CCB		960920Z	0.00518						10/04/96 1533
PDS	962684-1	960917G	0.94077		1.000	-0.00165	94.2	% REC	10/04/96 1653
PSD	962684-1	960917G	0.93034	0.94077	1.000	-0.00165	93.2	% REC	10/04/96 1657
							1.1	RPD	
CCV		960809Z	2.59201		2.5		103.7	% REC	10/04/96 1754
CCB		960920Z	0.00188						10/04/96 1805
CCV		960809Z	2.49593		2.5		99.8	% REC	10/04/96 2102
CCB		960920Z	-0.00056						10/04/96 2112
MB		1004	0.00113						10/04/96 2208
LCS		961003H	0.90543		1.00		90.5	% REC	10/04/96 2216
CCV		960809Z	2.49262		2.5		99.7	% REC	10/04/96 2221
CCB		960920Z	0.00006						10/04/96 2243
MD	962756-1		-0.00959			0.00453	0.01412	ABS Diff.	10/04/96 2259
CCV		960809Z	2.61471		2.5		104.6	% REC	10/04/96 2327
CCB		960920Z	-0.00179						10/04/96 2353
MD	962701-7		0.00523			-0.00192	0.00715	ABS Diff.	10/05/96 0008
CCV		960809Z	2.55340		2.5		102.1	% REC	10/05/96 0031
CCB		960920Z	0.00642						10/05/96 0039
CCV		960809Z	2.61686		2.5		104.7	% REC	10/05/96 0114
CCB		960920Z	-0.00691						10/05/96 0125

The analytical results, opinions or interpretations contained in this report are based upon information and material supplied by the client for whose exclusive and confidential use this report has been made. The analytical results, opinions or interpretations expressed represent the best judgment of Core Laboratories. Core Laboratories, however, makes no warranty or representation, express or implied, of any type, and expressly disclaims same as to the productivity, proper operations or profitableness of any oil, gas, coal, or other mineral property, well or sand in connection with which such report is used or relied upon for any reason whatsoever. This report shall not be reproduced, in whole or in part, without the written approval of Core Laboratories.

CORE LABORATORIES

QUALITY CONTROL RESULTS

Job Number: 962675 Date: 11/18/96

CUSTOMER: Daniel B. Stephens & Associates PROJECT: 6033.2 ENRON-ROSWELL ATTN: Bob Marley

Test Method.....: SW-846 6010A
Method Description.: Metals Analysis (ICAP Trace)
Parameter.....: Selenium (Se)
Batch.....: 14069
Reporting Limit...: 0.1
Units.....: mg/L
Analyst...: smh

QC	Lab ID	Reagent	QC Result	QC Result	True Value	Orig. Value	Calc. Result	Units	Date/Time
MS	962752-2	960917G	0.96484		1.000	-0.01359	97.8	% REC	10/05/96 0138
MSD	962752-2	960917G	0.96776	0.96484	1.000	-0.01359	98.1	% REC	10/05/96 0142
							0.3	RPD	
SD	962752-2		-0.00529			-0.01359		% Diff.	10/05/96 0144
ISB		960929R	0.97572		1.000		97.6	% REC	10/05/96 0150
CRI		960929S	-0.00426		0.002500		-170.4	% REC	10/05/96 0156
CCV		960809Z	2.54221		2.5		101.7	% REC	10/05/96 0207
CCB		960920Z	-0.00268						10/05/96 0216

Test Method.....: SW-846 7471
Method Description.: Mercury (CVAA)
Parameter.....: Mercury (Hg)
Batch.....: 14079
Reporting Limit...: 0.0002
Units.....: mg/L
Analyst...: lmt

QC	Lab ID	Reagent	QC Result	QC Result	True Value	Orig. Value	Calc. Result	Units	Date/Time
ICV		960624G	0.003830		0.004000		95.8	% REC	10/05/96 1510
ICB		10056	0.000112						10/05/96 1511
MB		1004	0.000112						10/05/96 1512
CCV		960930N	0.005279		0.005000		105.6	% REC	10/05/96 1524
CCB		10056	-0.000045						10/05/96 1526
CCV		960930N	0.005474		0.005000		109.5	% REC	10/05/96 1539
CCB		10056	-0.000162						10/05/96 1540
MS	962729-1	960930N	0.005240		0.005000	0.000033	104.1	% REC	10/05/96 1541
MD	962729-2		0.000033			0.000151	0.00011	ABS Diff.	10/05/96 1545
CCV		960930N	0.005122		0.005000		102.4	% REC	10/05/96 1553
CCB		10056	-0.000045						10/05/96 1554
MB		1004	0.000033						10/05/96 1600
MB		1004	0.000033						10/05/96 1601
LCS		960097	0.001521		0.00150		101.4	% REC	10/05/96 1603
MD	962638-1		0.000190			0.000151	0.00003	ABS Diff.	10/05/96 1605
CCV		960930N	0.005240		0.005000		104.8	% REC	10/05/96 1607
CCB		10056	0.000151						10/05/96 1609
MS	962638-2	960930N	0.005553		0.005000	0.000268	105.7	% REC	10/05/96 1610
CCV		960930N	0.005240		0.005000		104.8	% REC	10/05/96 1622
CCB		10056	0.000032						10/05/96 1623
CCV		960930N	0.005122		0.005000		102.4	% REC	10/05/96 1629
CCB		10056	0.000112						10/05/96 1630

Test Method.....: SW-846 6010A
Method Description.: Metals Analysis (ICAP)
Parameter.....: Arsenic (As)
Batch.....: 14180
Reporting Limit...: 0.05
Units.....: mg/L
Analyst...: smh

QC	Lab ID	Reagent	QC Result	QC Result	True Value	Orig. Value	Calc. Result	Units	Date/Time
ICV		960429Z	1.92494		2.00		96.2	% REC	10/08/96 1732
ICB		960614M	-0.00107						10/08/96 1917
ISB		960929R	0.97228		1.000		97.2	% REC	10/08/96 1926
MB		0926	-0.00207						10/08/96 1950
LCS		960097	0.76209		0.754		101.1	% REC	10/08/96 1952
MS	962614-2	960917G	0.97538		1.000	0.04893	92.6	% REC	10/08/96 2002
CCV		960821N	2.35356		2.5		94.1	% REC	10/08/96 2019

The analytical results, opinions or interpretations contained in this report are based upon information and material supplied by the client for whose exclusive and confidential use this report has been made. The analytical results, opinions or interpretations expressed represent the best judgment of Core Laboratories. Core Laboratories, however, makes no warranty or representation, express or implied, of any type, and expressly disclaims same as to the productivity, proper operations or profitableness of any oil, gas, coal or other mineral property, well or sand in connection with which such report is used or relied upon for any reason whatsoever. This report shall not be reproduced, in whole or in part, without the written approval of Core Laboratories.

CORE LABORATORIES

QUALITY CONTROL RESULTS

Job Number: 962675 Date: 11/18/96

CUSTOMER: Daniel B. Stephens & Associates PROJECT: 6033.2 ENRON-ROSWELL ATTN: Bob Marley

Test Method.....: SW-846 6010A
Method Description.: Metals Analysis (ICAP)
Parameter.....: Arsenic (As)
Batch.....: 14180
Reporting Limit...: 0.05
Units.....: mg/L
Analyst...: smh

QC	Lab ID	Reagent	QC Result	QC Result	True Value	Orig. Value	Calc. Result	Units	Date/Time
CCB		960614M	-0.00231						10/08/96 2022
MB		1003	-0.00369						10/08/96 2055
LCS		960097	0.79928		0.754		106.0	% REC	10/08/96 2059
MD	962675-3		0.10633			0.12795	0.02162	ABS Diff.	10/08/96 2107
MS	962675-4	960917G	1.11256		1.000	0.05974	105.3	% REC	10/08/96 2112
CCV		960821N	2.43689		2.5		97.5	% REC	10/08/96 2133
CCB		960614M	0.00263						10/08/96 2146
CCV		960821N	2.49212		2.5		99.7	% REC	10/09/96 0029
CCB		960614M	0.00117						10/09/96 0036
CCV		960821N	2.45944		2.5		98.4	% REC	10/09/96 0119
CCB		960614M	0.00157						10/09/96 0124
ISB		960929R	1.01929		1.000		101.9	% REC	10/09/96 0130
CCV		960821N	2.48674		2.5		99.5	% REC	10/09/96 0135
CCB		960614M	0.00359						10/09/96 0140

Test Method.....: SW-846 6010A
Method Description.: Metals Analysis (ICAP)
Parameter.....: Barium (Ba)
Batch.....: 14180
Reporting Limit...: 0.01
Units.....: mg/L
Analyst...: smh

QC	Lab ID	Reagent	QC Result	QC Result	True Value	Orig. Value	Calc. Result	Units	Date/Time
ICV		960725M	0.92565		1.00		92.6	% REC	10/08/96 1735
ICB		960614M	0.00000						10/08/96 1917
ISB		960929R	0.53698		0.5000		107.4	% REC	10/08/96 1926
MB		0926	-0.00001						10/08/96 1950
LCS		960097	1.05021		1.06		99.1	% REC	10/08/96 1952
MS	962614-2	960917G	3.66925		1.000	1.35669	231.3	% REC	10/08/96 2002
PDS	962614-2	960917G	2.34411		1.000	1.35669	98.7	% REC	10/08/96 2008
CCV		960821N	4.83883		5.0		96.8	% REC	10/08/96 2019
CCB		960614M	0.00022						10/08/96 2022
MB		1003	-0.00066						10/08/96 2055
LCS		960097	1.09725		1.06		103.5	% REC	10/08/96 2059
MD	962675-3		1.14332			1.12506	1.6	RPD	10/08/96 2107
MS	962675-4	960917G	4.30288		1.000	5.50379	-120.1	% REC	10/08/96 2112
PDS	962675-4	960917G	6.50141		1.000	5.50379	99.8	% REC	10/08/96 2117
CCV		960821N	4.75046		5.0		95.0	% REC	10/08/96 2133
CCB		960614M	-0.00044						10/08/96 2146
CCV		960821N	4.74699		5.0		94.9	% REC	10/09/96 0029
CCB		960614M	-0.00011						10/09/96 0036
CCV		960821N	4.70335		5.0		94.1	% REC	10/09/96 0119
CCB		960614M	0.00022						10/09/96 0124
ISB		960929R	0.53033		0.5000		106.1	% REC	10/09/96 0130
CCV		960821N	4.73513		5.0		94.7	% REC	10/09/96 0135
CCB		960614M	0.00010						10/09/96 0140

The analytical results, opinions or interpretations contained in this report are based upon information and material supplied by the client for whose exclusive and confidential use this report has been made. The analytical results, opinions or interpretations expressed represent the best judgment of Core Laboratories. Core Laboratories, however, makes no warranty or representation, express or implied, of any type, and expressly disclaims same as to the productivity, proper operations or profitableness of any oil, gas, or other mineral, property, well or sand in connection with which such report is used or relied upon for any reason whatsoever. This report shall not be reproduced, in whole or in part, without the written approval of Core Laboratories.

CORE LABORATORIES

QUALITY CONTROL RESULTS

Job Number: 962675 Date: 11/18/96

CUSTOMER: Daniel B. Stephens & Associates PROJECT: 6033.2 ENRON-ROSWELL ATTN: Bob Marley

Test Method.....: SW-846 6010A
Method Description.: Metals Analysis (ICAP)
Parameter.....: Cadmium (Cd)
Batch.....: 14180
Reporting Limit...: 0.005
Units.....: mg/L
Analyst...: smh

QC	Lab ID	Reagent	QC Result	QC Result	True Value	Orig. Value	Calc. Result	Units	Date/Time
ICV		960429Z	1.91044		2.00		95.5	% REC	10/08/96 1732
ICB		960614M	-0.00026						10/08/96 1917
ISB		960929R	0.94297		1.000		94.3	% REC	10/08/96 1926
MB		0926	0.00032						10/08/96 1950
LCS		960097	0.42611		0.454		93.9	% REC	10/08/96 1952
MS	962614-2	960917G	0.91540		1.000	-0.00142	91.7	% REC	10/08/96 2002
CCV		960821N	0.93622		1.0		93.6	% REC	10/08/96 2019
CCB		960614M	-0.00016						10/08/96 2022
MB		1003	0.00001						10/08/96 2055
LCS		960097	0.44172		0.454		97.3	% REC	10/08/96 2059
MD	962675-3		0.00014			0.00000	0.00014	ABS Diff.	10/08/96 2107
MS	962675-4	960917G	0.97452		1.000	0.00140	97.3	% REC	10/08/96 2112
CCV		960821N	0.97354		1.0		97.4	% REC	10/08/96 2133
CCB		960614M	0.00035						10/08/96 2146
CCV		960821N	1.02452		1.0		102.5	% REC	10/09/96 0029
CCB		960614M	0.00010						10/09/96 0036
CCV		960821N	1.01216		1.0		101.2	% REC	10/09/96 0119
CCB		960614M	0.00001						10/09/96 0124
ISB		960929R	1.02596		1.000		102.6	% REC	10/09/96 0130
CCV		960821N	1.01628		1.0		101.6	% REC	10/09/96 0135
CCB		960614M	0.00051						10/09/96 0140

Test Method.....: SW-846 6010A
Method Description.: Metals Analysis (ICAP)
Parameter.....: Chromium (Cr)
Batch.....: 14180
Reporting Limit...: 0.01
Units.....: mg/L
Analyst...: smh

QC	Lab ID	Reagent	QC Result	QC Result	True Value	Orig. Value	Calc. Result	Units	Date/Time
ICV		960429Z	1.89787		2.00		94.9	% REC	10/08/96 1732
ICB		960614M	0.00139						10/08/96 1917
ISB		960929R	0.49576		0.5000		99.2	% REC	10/08/96 1926
MB		0926	-0.00104						10/08/96 1950
LCS		960097	0.70308		0.71		99.0	% REC	10/08/96 1952
MS	962614-2	960917G	1.08239		1.000	0.14344	93.9	% REC	10/08/96 2002
CCV		960821N	2.34774		2.5		93.9	% REC	10/08/96 2019
CCB		960614M	0.00017						10/08/96 2022
MB		1003	0.00070						10/08/96 2055
LCS		960097	0.73003		0.71		102.8	% REC	10/08/96 2059
MD	962675-3		0.07068			0.08358	16.7	RPD	10/08/96 2107
MS	962675-4	960917G	1.12462		1.000	0.08291	104.2	% REC	10/08/96 2112
CCV		960821N	2.29080		2.5		91.6	% REC	10/08/96 2133
CCB		960614M	0.00069						10/08/96 2146
CCV		960821N	2.37203		2.5		94.9	% REC	10/09/96 0029
CCB		960614M	-0.00034						10/09/96 0036
CCV		960821N	2.34915		2.5		94.0	% REC	10/09/96 0119
CCB		960614M	-0.00157						10/09/96 0124
ISB		960929R	0.49796		0.5000		99.6	% REC	10/09/96 0130
CCV		960821N	2.35543		2.5		94.2	% REC	10/09/96 0135
CCB		960614M	0.00087						10/09/96 0140

The analytical results, opinions or interpretations contained in this report are based upon information and material supplied by the client for whose exclusive and confidential use this report has been made. The analytical results, opinions or interpretations expressed represent the best judgment of Core Laboratories. Core Laboratories, however, makes no warranty or representation, express or implied, of any type, and expressly disclaims same as to the productivity, proper operations or profitableness of any oil, gas, other mineral, property, well or sand in connection with which such report is used or relied upon for any reason whatsoever. This report shall not be reproduced, in whole or in part, without the written approval of Core Laboratories.

CORE LABORATORIES

QUALITY CONTROL RESULTS

Job Number: 962675 Date: 11/18/96

CUSTOMER: Daniel B. Stephens & Associates PROJECT: 6033.2 ENRON-ROSWELL ATTN: Bob Marley

Test Method.....: SW-846 6010A
Method Description.: Metals Analysis (ICAP)
Parameter.....: Lead (Pb)
Batch.....: 14180
Reporting Limit...: 0.05
Units.....: mg/L
Analyst...: smh

QC	Lab ID	Reagent	QC Result	QC Result	True Value	Orig. Value	Calc. Result	Units	Date/Time
ICV		960429Z	1.90409		2.00		95.2	% REC	10/08/96 1732
ICB		960614M	0.00289						10/08/96 1917
ISB		960929R	0.94126		1.000		94.1	% REC	10/08/96 1926
MB		0926	0.00141						10/08/96 1950
LCS		960097	0.50113		0.535		93.7	% REC	10/08/96 1952
MS	962614-2	960917G	0.98372		1.000	0.08488	89.9	% REC	10/08/96 2002
CCV		960821N	0.93509		1.0		93.5	% REC	10/08/96 2019
CCB		960614M	0.00193						10/08/96 2022
MB		1003	-0.00136						10/08/96 2055
LCS		960097	0.53642		0.535		100.3	% REC	10/08/96 2059
MD	962675-3		0.06753			0.09593	0.02840	ABS Diff.	10/08/96 2107
MS	962675-4	960917G	1.03442		1.000	0.03079	100.4	% REC	10/08/96 2112
CCV		960821N	0.97615		1.0		97.6	% REC	10/08/96 2133
CCB		960614M	-0.00027						10/08/96 2146
CCV		960821N	1.03760		1.0		103.8	% REC	10/09/96 0029
CCB		960614M	-0.00084						10/09/96 0036
CCV		960821N	1.03020		1.0		103.0	% REC	10/09/96 0119
CCB		960614M	0.00101						10/09/96 0124
ISB		960929R	1.02990		1.000		103.0	% REC	10/09/96 0130
CCV		960821N	1.02242		1.0		102.2	% REC	10/09/96 0135
CCB		960614M	-0.00287						10/09/96 0140

Test Method.....: SW-846 6010A
Method Description.: Metals Analysis (ICAP)
Parameter.....: Selenium (Se)
Batch.....: 14180
Reporting Limit...: 0.1
Units.....: mg/L
Analyst...: smh

QC	Lab ID	Reagent	QC Result	QC Result	True Value	Orig. Value	Calc. Result	Units	Date/Time
ICV		960429Z	1.85002		2.00		92.5	% REC	10/08/96 1732
ICB		960614M	-0.00603						10/08/96 1917
ISB		960929R	0.99311		1.000		99.3	% REC	10/08/96 1926
MB		0926	0.00493						10/08/96 1950
LCS		960097	0.65676		0.723		90.8	% REC	10/08/96 1952
MS	962614-2	960917G	0.82275		1.000	0.00415	81.9	% REC	10/08/96 2002
CCV		960821N	2.26509		2.5		90.6	% REC	10/08/96 2019
CCB		960614M	0.00173						10/08/96 2022
MB		1003	-0.00354						10/08/96 2055
LCS		960097	0.68805		0.723		95.2	% REC	10/08/96 2059
MD	962675-3		0.01589			0.00472	0.01117	ABS Diff.	10/08/96 2107
MS	962675-4	960917G	1.02245		1.000	0.05156	97.1	% REC	10/08/96 2112
CCV		960821N	2.37271		2.5		94.9	% REC	10/08/96 2133
CCB		960614M	-0.00040						10/08/96 2146
CCV		960821N	2.45095		2.5		98.0	% REC	10/09/96 0029
CCB		960614M	-0.00846						10/09/96 0036
CCV		960821N	2.41166		2.5		96.5	% REC	10/09/96 0119
CCB		960614M	-0.00437						10/09/96 0124
ISB		960929R	1.07648		1.000		107.6	% REC	10/09/96 0130
CCV		960821N	2.42454		2.5		97.0	% REC	10/09/96 0135
CCB		960614M	0.00641						10/09/96 0140

The analytical results, opinions or interpretations contained in this report are based upon information and material supplied by the client for whose exclusive and confidential use this report has been made. The analytical results, opinions or interpretations expressed represent the best judgment of Core Laboratories. Core Laboratories, however, makes no warranty or representation, express or implied, of any type, and expressly disclaims same as to the productivity, proper operations or profitableness of any oil, gas, coal or other mineral property, well or sand in connection with which such report is used or relied upon for any reason whatsoever. This report shall not be reproduced, in whole or in part, without the written approval of Core Laboratories.

CORE LABORATORIES

QUALITY CONTROL RESULTS

Job Number: 962675 Date: 11/18/96

CUSTOMER: Daniel B. Stephens & Associates PROJECT: 6033.2 ENRON-ROSWELL ATTN: Bob Marley

Test Method.....: SW-846 6010A
Method Description.: Metals Analysis (ICAP)
Parameter.....: Silver (Ag)

Batch.....: 14180
Reporting Limit...: 0.01
Units.....: mg/L

Analyst...: smh

QC	Lab ID	Reagent	QC Result	QC Result	True Value	Orig. Value	Calc. Result	Units	Date/Time
ICV		960725M	00.90735		1.00		90.7	% REC	10/08/96 1735
ICB		960614M	0.00290						10/08/96 1917
ISB		960929R	1.09994		1.000		110.0	% REC	10/08/96 1926
MB		0926	-0.00383						10/08/96 1950
LCS		960097	1.24931		1.16		107.7	% REC	10/08/96 1952
MS	962614-2	960917G	1.07683		1.000	-0.00191	107.9	% REC	10/08/96 2002
CCV		960816Z	2.58783		2.500		103.5	% REC	10/08/96 2014
CCB		960614M	-0.00038						10/08/96 2022
MB		1003	-0.00067						10/08/96 2055
LCS		960097	1.29878		1.16		112.0	% REC	10/08/96 2059
MD	962675-3		-0.00154			-0.00417	0.00263	ABS Diff.	10/08/96 2107
MS	962675-4	960917G	1.25280		1.000	-0.00117	125.4	% REC	10/08/96 2112
PDS	962675-4	960917G	1.11796		1.000	-0.00117	111.9	% REC	10/08/96 2117
CCV		960816Z	2.57220		2.500		102.9	% REC	10/08/96 2127
CCB		960614M	-0.00005						10/08/96 2146
CCV		960816Z	2.53493		2.500		101.4	% REC	10/09/96 0026
CCB		960614M	-0.00031						10/09/96 0036
CCV		960816Z	2.50387		2.500		100.2	% REC	10/09/96 0116
CCB		960614M	-0.00121						10/09/96 0124
ISB		960929R	0.82793		1.000		82.8	% REC	10/09/96 0130
CCV		960816Z	2.53143		2.500		101.3	% REC	10/09/96 0132
CCB		960614M	-0.00175						10/09/96 0140

Test Method.....: SW-846 6010A
Method Description.: Metals Analysis (ICAP)
Parameter.....: Potassium (K)

Batch.....: 14810
Reporting Limit...: 0.3
Units.....: mg/L

Analyst...: gag

QC	Lab ID	Reagent	QC Result	QC Result	True Value	Orig. Value	Calc. Result	Units	Date/Time
ICV		960412T	46.49353		50.000000		93.0	% REC	10/07/96 1938
ICB		960920Z	-0.08113						10/07/96 2031
ISB		960929R	8.25638		10.000		82.6	% REC	10/07/96 2039
MB		1004	0.03724						10/07/96 2102
LCS		960912Y	46.42146		50.000000		92.8	% REC	10/07/96 2106
MD	962701-7		4.99107			5.26127	5.3	RPD	10/07/96 2122
CCV		960821M	96.54833		100.00		96.5	% REC	10/07/96 2125
CCB		960920Z	0.07827						10/07/96 2144
MS	962752-2	960917G	50.60842		50.000	1.67061	97.9	% REC	10/07/96 2152
MB		1007	-0.01960						10/07/96 2158
LCS		960912Y	51.20744		50.000000		102.4	% REC	10/07/96 2210
MD	962718-2		4.50217			4.39020	2.5	RPD	10/07/96 2215
MS	962718-4	960917G	50.68079		50.000	1.46468	98.4	% REC	10/07/96 2220
CCV		960821M	96.52394		100.00		96.5	% REC	10/07/96 2223
CCB		960920Z	0.01273						10/07/96 2235
PDS	962718-4	960917G	49.43554		50.000	1.46468	95.9	% REC	10/07/96 2242
ISB		960929R	8.44958		10.000		84.5	% REC	10/08/96 0027
CCV		960821M	92.74407		100.00		92.7	% REC	10/08/96 0044
CCB		960920Z	-0.02425						10/08/96 0113

Analytical results, opinions or interpretations contained in this report are based upon information and material supplied by the client for whose exclusive and confidential use this report has been made. The analytical results, opinions or interpretations expressed represent the best judgment of Core Laboratories. Core Laboratories, however, makes no warranty or representation, express or implied, of any type, and expressly disclaims same as to the productivity, proper operations or profitableness of any oil, gas, or other mineral property, well or sand, in connection with which such report is used or relied upon for any reason whatsoever. This report shall not be reproduced, in whole or in part, without the written approval of Core Laboratories.

CORE LABORATORIES

QUALITY CONTROL RESULTS

Job Number: 962675 Date: 11/18/96

CUSTOMER: Daniel B. Stephens & Associates PROJECT: 6033.2 ENRON-ROSWELL ATTN: Bob Marley

Test Method.....: SW-846 6010A
Method Description.: Metals Analysis (ICAP)
Parameter.....: Copper (Cu)
Batch.....: 15142
Reporting Limit...: 0.01
Units.....: mg/L
Analyst...: smh

QC	Lab ID	Reagent	QC Result	QC Result	True Value	Orig. Value	Calc. Result	Units	Date/Time
ICV		960716T	1.97447		2.00		98.7	% REC	10/04/96 0909
ICB		960920Z	-0.00023						10/04/96 0950
ISB		960929R	0.56050		0.5000		112.1	% REC	10/04/96 0959
CCV		960809Z	2.55530		2.5		102.2	% REC	10/04/96 1133
CCB		960920Z	0.00037						10/04/96 1259
CCV		960809Z	2.56640		2.5		102.7	% REC	10/04/96 1339
CCB		960920Z	0.00019						10/04/96 1344
CCV		960809Z	2.48184		2.5		99.3	% REC	10/04/96 1432
CCB		960920Z	0.00068						10/04/96 1442
CCV		960809Z	2.53522		2.5		101.4	% REC	10/04/96 1523
CCB		960920Z	0.00099						10/04/96 1533
CCV		960809Z	2.59874		2.5		103.9	% REC	10/04/96 1754
CCB		960920Z	0.00080						10/04/96 1805
CCV		960809Z	2.60432		2.5		104.2	% REC	10/04/96 2102
CCB		960920Z	0.00160						10/04/96 2112
MB		1004	0.00146						10/04/96 2208
LCS		961003H	1.06304		1.00		106.3	% REC	10/04/96 2216
CCV		960809Z	2.57480		2.5		103.0	% REC	10/04/96 2221
CCB		960920Z	-0.00085						10/04/96 2243
MD	962756-1		0.11865			0.11935	0.6	RPD	10/04/96 2259
CCV		960809Z	2.56389		2.5		102.6	% REC	10/04/96 2327
CCB		960920Z	-0.00125						10/04/96 2353
MD	962701-7		0.00288			0.00687	0.00399	ABS Diff.	10/05/96 0008
CCV		960809Z	2.42545		2.5		97.0	% REC	10/05/96 0031
CCB		960920Z	-0.00198						10/05/96 0039
CCV		960809Z	2.43772		2.5		97.5	% REC	10/05/96 0114
CCB		960920Z	-0.00072						10/05/96 0125
MS	962752-2	960917G	0.98767		1.000	0.00549	98.2	% REC	10/05/96 0138
ISB		960929R	0.42468		0.5000		84.9	% REC	10/05/96 0150
CRI		960929S	0.00432		0.005000		86.4	% REC	10/05/96 0156
CCV		960809Z	2.43357		2.5		97.3	% REC	10/05/96 0207
CCB		960920Z	0.00020						10/05/96 0216

Test Method.....: SW-846 6010A
Method Description.: Metals Analysis (ICAP)
Parameter.....: Zinc (Zn)
Batch.....: 15142
Reporting Limit...: 0.01
Units.....: mg/L
Analyst...: smh

QC	Lab ID	Reagent	QC Result	QC Result	True Value	Orig. Value	Calc. Result	Units	Date/Time
ICV		960716T	2.02158		2.00		101.1	% REC	10/04/96 0909
ICB		960920Z	-0.00289						10/04/96 0950
ISB		960929R	1.08219		1.000		108.2	% REC	10/04/96 0959
CCV		960809Z	2.60748		2.5		104.3	% REC	10/04/96 1133
CCB		960920Z	-0.00024						10/04/96 1259
CCV		960809Z	2.55666		2.5		102.3	% REC	10/04/96 1339
CCB		960920Z	0.00090						10/04/96 1344
CCV		960809Z	2.47472		2.5		99.0	% REC	10/04/96 1432
CCB		960920Z	0.00043						10/04/96 1442
CCV		960809Z	2.54798		2.5		101.9	% REC	10/04/96 1523
CCB		960920Z	-0.00001						10/04/96 1533
CCV		960809Z	2.61119		2.5		104.4	% REC	10/04/96 1754
CCB		960920Z	-0.00069						10/04/96 1805

The analytical results, opinions or interpretations contained in this report are based upon information and material supplied by the client for whose exclusive and confidential use this report has been made. The analytical results, opinions or interpretations expressed represent the best judgment of Core Laboratories. Core Laboratories, however, makes no warranty or representation, express or implied, of any type, and expressly disclaims same as to the productivity, proper operations or profitableness of any oil, gas, or other mineral property, well or sand in connection with which such report is used or relied upon for any reason whatsoever. This report shall not be reproduced, in whole or in part, without the written approval of Core Laboratories.

CORE LABORATORIES

QUALITY CONTROL RESULTS

Job Number: 962675 Date: 11/18/96

CUSTOMER: Daniel B. Stephens & Associates PROJECT: 6033.2 ENRON-ROSWELL ATTN: Bob Marley

Test Method.....: SW-846 6010A Batch.....: 15142 Analyst...: smh
Method Description.: Metals Analysis (ICAP) Detection Limit...: 0.01
Parameter.....: Zinc (Zn) Units.....: mg/L

QC	Lab ID	Reagent	QC Result	QC Result	True Value	Orig. Value	Calc. Result	Units	F	Date/Time
CCV		960809Z	2.45706		2.5		98.3	% REC		10/04/96 2102
CCB		960920Z	0.00101							10/04/96 2112
MB		1004	0.00238							10/04/96 2208
LCS		961003H	0.98939		1.00		98.9	% REC		10/04/96 2216
CCV		960809Z	2.46571		2.5		98.6	% REC		10/04/96 2221
CCB		960920Z	-0.00424							10/04/96 2243
MD	962756-1		1.76668			1.70855	3.3	RPD		10/04/96 2259
CCV		960809Z	2.57608		2.5		103.0	% REC		10/04/96 2327
CCB		960920Z	-0.00409							10/04/96 2353
MD	962701-7		0.02653			0.03780	0.01127	ABS Diff.	*	10/05/96 0008
CCV		960809Z	2.51520		2.5		100.6	% REC		10/05/96 0031
CCB		960920Z	-0.00000							10/05/96 0039
CCV		960809Z	2.39988		2.5		96.0	% REC		10/05/96 0114
CCB		960920Z	0.00000							10/05/96 0125
MS	962752-2	960917G	0.94184		1.000	0.03993	90.2	% REC		10/05/96 0138
ISB		960929R	0.91699		1.000		91.7	% REC		10/05/96 0150
CRI		960929S	0.00815		0.005000		163.0	% REC		10/05/96 0156
CCV		960809Z	2.43870		2.5		97.5	% REC		10/05/96 0207
CCB		960920Z	0.00049							10/05/96 0216

Test Method.....: SW-846 6010A Batch.....: 15146 Analyst...: smh
Method Description.: Metals Analysis (ICAP) Detection Limit...: 0.01
Parameter.....: Zinc (Zn) Units.....: mg/L

QC	Lab ID	Reagent	QC Result	QC Result	True Value	Orig. Value	Calc. Result	Units	F	Date/Time
ICV		960429Z	1.97185		2.00		98.6	% REC		10/08/96 1732
ICB		960614M	0.00033							10/08/96 1917
ISB		960929R	1.00238		1.000		100.2	% REC		10/08/96 1926
MB		0926	0.01058							10/08/96 1950
LCS		960097	1.28391		1.34		95.8	% REC		10/08/96 1952
MS	962614-2	960917G	1.38173		1.000	0.41673	96.5	% REC		10/08/96 2002
CCV		960821N	2.41861		2.5		96.7	% REC		10/08/96 2019
CCB		960614M	0.00017							10/08/96 2022
MB		1003	0.00871							10/08/96 2055
LCS		960097	1.34712		1.34		100.5	% REC		10/08/96 2059
MD	962675-3		0.27551			0.34471	22.3	RPD	*	10/08/96 2107
MS	962675-4	960917G	1.30662		1.000	0.15830	114.8	% REC		10/08/96 2112
CCV		960821N	2.36524		2.5		94.6	% REC		10/08/96 2133
CCB		960614M	-0.00015							10/08/96 2146
CCV		960821N	2.41759		2.5		96.7	% REC		10/09/96 0029
CCB		960614M	0.00001							10/09/96 0036
CCV		960821N	2.55754		2.5		102.3	% REC		10/09/96 0119
CCB		960614M	0.00037							10/09/96 0124
ISB		960929R	1.07221		1.000		107.2	% REC		10/09/96 0130
CCV		960821N	2.57622		2.5		103.0	% REC		10/09/96 0135
CCB		960614M	-0.00052							10/09/96 0140

The analytical results, opinions or interpretations contained in this report are based upon information and material supplied by the client for whose exclusive and confidential use this report has been made. The analytical results, opinions or interpretations expressed represent the best judgment of Core Laboratories. Core Laboratories, however, makes no warranty or representation, express or implied, of any type, and expressly disclaims same as to the productivity, proper operations or profitableness of any oil, gas, coal or other mineral, property, well, or sand in connection with which such report is used or relied upon for any reason whatsoever. This report shall not be reproduced, in whole or in part, without the written approval of Core Laboratories.

CORE LABORATORIES

QUALITY CONTROL RESULTS

Job Number: 962675 Date: 11/18/96

CUSTOMER: Daniel B. Stephens & Associates PROJECT: 6033.2 ENRON-ROSWELL ATTN: Bob Marley

Test Method.....: SW-846 6010A
Method Description.: Metals Analysis (ICAP)
Parameter.....: Copper (Cu)

Batch.....: 15293
Detection Limit...: 0.01
Units.....: mg/L

Analyst...: smh

QC	Lab ID	Reagent	QC Result	QC Result	True Value	Orig. Value	Calc. Result	Units	F	Date/Time
ICV		961104S	1.98626		2.0		99.3	% REC		11/07/96 0950
ICB		960918M	-0.00108							11/07/96 1048
ISB		960929R	0.59893		0.5000		119.8	% REC		11/07/96 1057
CRI		960929S	0.00632		0.005000		126.4	% REC		11/07/96 1120
LCS		960097	1.26864		1.12		113.3	% REC		11/07/96 1136
MD	962675-3		0.09766			0.12114	21.5	RPD	*	11/07/96 1243
MS	962675-4	960917G	1.57681		1.000	0.06209	151.5	% REC		11/07/96 1249
PDS	962675-4	960917G	1.29427		1.000	0.06209	123.2	% REC		11/07/96 1302
CCV		960821N	2.44458		2.5		97.8	% REC		11/07/96 1313
CCB		961107S	0.00044							11/07/96 1359
MB		1003	-0.00058							11/07/96 1421
MB		1104	0.00029							11/07/96 1511
CCV		960821N	2.51047		2.5		100.4	% REC		11/07/96 1529
CCB		961107S	-0.00140							11/07/96 1551
CCV		960821N	2.46337		2.5		98.5	% REC		11/07/96 1634
CCB		961107S	-0.00178							11/07/96 1646
MB		1107	-0.00096							11/07/96 1818
LCS		960537	0.69008		0.582		118.6	% REC		11/07/96 1852
PDS	963064-2	9611060	1.43200		1.000	0.28516	114.7	% REC		11/07/96 1922
CCV		960821N	2.52884		2.5		101.2	% REC		11/07/96 2046
CCB		961107S	-0.00044							11/07/96 2104
MD	963064-1		0.02318			0.02206	0.00112	ABS Diff.		11/07/96 2119
CCV		960821N	2.49287		2.5		99.7	% REC		11/07/96 2316
CCB		961107S	-0.00177							11/07/96 2334
CCV		960821N	2.51440		2.5		100.6	% REC		11/08/96 0130
CCB		961107S	0.00059							11/08/96 0149
ISB		960929R	0.59303		0.5000		118.6	% REC		11/08/96 0159
CRI		960929S	0.00559		0.005000		111.8	% REC		11/08/96 0211
CCV		960821N	2.42659		2.5		97.1	% REC		11/08/96 0223
CCB		961107S	-0.00064							11/08/96 0235

The analytical results, opinions or interpretations contained in this report are based upon information and material supplied by the client for whose exclusive and confidential use this report has been made. The analytical results, opinions or interpretations expressed represent the best judgment of Core Laboratories. Core Laboratories, however, makes no warranty or representation, express or implied, of any type, and expressly disclaims same as to the productivity, proper operations or profitableness of any oil, gas, or other mineral property, well or sand, in connection with which such report is used or relied upon for any reason whatsoever. This report shall not be reproduced, in whole or in part, without the written approval of Core Laboratories.

CORE LABORATORIES

QUALITY ASSURANCE METHODS

REFERENCES AND NOTES

Report Date: 11/18/96

(1) EPA 600/4-79-020, Methods for Chemical Analysis of Water and Wastes, March 1983

(2) EPA SW-846, Test Methods for Evaluating Solid Waste, Third Edition, 1989

(3) Standard Methods for The Examination of Water and Wastewater, 17th Edition, 1989

(4) EPA 600/4-80-032, Prescribed Procedures For Measurement Of Radioactivity In Drinking Water, August 1980

(5) EPA 600/8-78-017, Microbiological Methods For Monitoring The Environment, December 1978

(6) Federal Register, July 1, 1990 (40 CFR Part 136)

(7) EPA 600/4-88-03, Methods For The Determination of Organics Compounds in Drinking Water, December 1988

(8) U.S.G.S. Methods For Determination of Inorganic Substances In Water And Fluvial Sediments, Book 5, Chapter A1, 1985

(9) Federal Register, Friday, June 7, 1991 (40 CFR Parts 141 & 142)

(10) Standard Methods For The Examination of Water and Wastewater, 16th Edition, 1985

(11) ASTM, Section 11 Water and Environmental Technology, Volume 11.01 Water (1), 1991

(12) Methods of Soil Analysis, American Society of Agronomy, Agronomy No. 9, 1965

(13) EPA SW-846, Test Methods For Evaluating Solid Waste, Third Edition, Revision 1, November 1990

(14) ASTM, Section 5, Petroleum Products, Lubricants, and Fossil Fuels, Volume 05.05, Gaseous Fuels, Coal, and Coke

(15) EPA 600/2-78-054, Field and Laboratory Methods Applicable To Overburdens and Mine Soils, March 1978

(16) ASTM, Part 19, Soils and Rocks; Building Stones, 1981

Comments: Data in the QA report may differ from final results due to digestion and/or dilution of sample into analytical ranges. The "Time Analyzed" in the QA report refers to the start time of the analytical batch which may not reflect the actual time of each analysis. The "Date Analyzed" is the actual date of analysis. Results for soil and sludge samples are reported on a wet weight basis (i.e. not corrected for percent moisture) unless otherwise indicated.

NC = Not Calculable Due to Value(s) lower than the Detection Limit.

BLANK QC SAMPLE IDENTIFICATION

The analytical results, opinions or interpretations contained in this report are based upon information and material supplied by the client for whose exclusive and confidential use this report has been made. The analytical results, opinions or interpretations expressed represent the best judgment of Core Laboratories. Core Laboratories, however, makes no warranty or representation, express or implied, of any type, and expressly disclaims same as to the productivity, proper operations or profitableness of any oil, gas, coal, or other minerals, property, well or sand in connection with which such report is used or relied upon for any reason whatsoever. This report shall not be reproduced, in whole or in part, without the written approval of Core Laboratories.

QUALITY ASSURANCE METHODS

REFERENCES AND NOTES

Report Date: 11/18/96

MB	Method Blank
ICB	Initial Calibration Blank
CCB	Continuing Calibration Blank

SPIKE QC SAMPLE IDENTIFICATION

MS	Method (Matrix) Spike
MSD	Method (Matrix) Spike Duplicate
PDS	Post Digestion Spike
SB	Spiked Blank
SBD	Spike Blank Duplicate

REFERENCE STANDARD QC SAMPLE IDENTIFICATION

LCS	Laboratory Control Standard
RS	Reference Standard
ICV	Initial Calibration Verification Standard
CCV	Continuing Calibration Verification Standard
ISA/ISB	ICP Interface Check Sample
ICL	Initial Calibration/Laboratory Control Sample
DSC	Distilled Standard Check

DUPLICATE QC SAMPLE IDENTIFICATION

MD	Method (Matrix) Duplicate
ED	Extraction Duplicate
DD	Digestion Duplicate

Analyses performed by a subcontract laboratory are indicated on the analytical and/or quality control reports under "technician" using the following codes:

SUBCONTRACT LABORATORY	CODE
Core Laboratories - Anaheim, CA	* AN
Core Laboratories - Casper, WY	* CA
Core Laboratories - Corpus Christi, TX	* CC
Core Laboratories - Houston, TX	* HP
Core Laboratories - Lake Charles, LA	* LC
Core Laboratories - Long Beach, CA	* LB
Other Subcontract Laboratories	* XX

EXPLANATION OF DATA FLAGS

B - This flag is used to indicate that an analyte is present in the method blank as well as in the sample. It indicates that the client should consider this when evaluating the results.

D - This flag indicates that surrogates were diluted out of calibration range and cannot be quantified.

E - Indicates that a sample result is an estimate because the concentration exceeded the calibration range of the instrument.

I - Used to indicate matrix interference.

J - Indicates that a value is an estimate. It is used when a compound is determined to be present based on the mass spectral data, but at a concentration less than the practical quantitation limit of the method.

The analytical results, opinions or interpretations contained in this report are based upon information and material supplied by the client for whose exclusive and confidential use this report has been made. The analytical results, opinions or interpretations expressed represent the best judgment of Core Laboratories. Core Laboratories, however, makes no warranty or representation, express or implied, of any type, and expressly disclaims same as to the productivity, proper operations or profitableness of any oil, gas, coal or other mineral property, well or sand in connection with which such report is used or relied upon for any reason whatsoever. This report shall not be reproduced, in whole or in part, without the written approval of Core Laboratories.

QUALITY ASSURANCE METHODS

REFERENCES AND NOTES

Report Date: 11/18/96

This flag is also used when estimating the concentration of a tentatively identified compound.

X - Indicates that a surrogate recovery is outside the specified quality control limits.

Y - Used to identify a spike or spike duplicate recovery that is outside the specified quality control limits.

Z - Indicates a relative percent difference for a spike and spike duplicate is outside the specified quality control limits.

* - Indicates a relative percent difference for a duplicate analysis is outside the specified quality control limits.

^ - Used to indicate that a standard is outside specified quality control limits.

The analytical results, opinions or interpretations contained in this report are based upon information and material supplied by the client for whose exclusive and confidential use this report has been made. The analytical results, opinions or interpretations expressed represent the best judgment of Core Laboratories. Core Laboratories, however, makes no warranty or representation, express or implied, of any type, and expressly disclaims same as to the productivity, proper operations or profitableness of any oil, gas, or other mineral property, well, or sand in connection with which such report is used or relied upon for any reason whatsoever. This report shall not be reproduced, in whole or in part, without the written approval of Core Laboratories.

Additional Analyses
Job Number 962701
November 18, 1996

CORE LABORATORIES

ANALYTICAL REPORT

JOB NUMBER: 962701

Prepared For:

Daniel B. Stephens & Associates
6020 Academy NE
Suite 100
Albuquerque, NM 87109

Attention: Bob Marley

Date: 11/18/96

ADDITIONAL DATA

Don Morris
Signature

November 18, 1996
Date

Name: Don L. Morris

Title: Project Manager

CORE LABORATORIES, INC.
10703 East Bethany Drive
Aurora, CO 80014

PHONE: (303) 751-1780
FAX: (303) 751-1784

The analytical results, opinions or interpretations contained in this report are based upon information and material supplied by the client for whose exclusive and confidential use this report has been made. The analytical results, opinions or interpretations expressed represent the best judgment of Core Laboratories. Core Laboratories, however, makes no warranty or representation, express or implied, of any type, and expressly disclaims same as to the productivity, proper operations or profitableness of any oil, gas, coal or other mineral, property, well or sand in connection with which such report is used or relied upon for any reason whatsoever. This report shall not be reproduced, in whole or in part without the written approval of Core Laboratories

Core Lab

~~Analytical Technologies, Inc., Albuquerque, NM~~

~~San Diego • Phoenix • Seattle • Pensacola • Ft. Collins • Portland • Albuquerque~~

~~CHAIN OF CUSTODY~~

DATE: 9/26/96 PAGE 1 OF 1

ATI LAB I.D.: 962701

PLEASE FILL THIS FORM IN COMPLETELY. SHADED AREAS ARE FOR LAB USE ONLY.

PROJECT MANAGER: Bob Marley

COMPANY: Daniel B. Stephens & Assoc

ADDRESS: 6020 Academy NE Suite 100
Albuq, NM 87109

PHONE: 505 822 9400

FAX: 822 8877

BILL TO: George Robinson

COMPANY: ENRON Corp

ADDRESS: 1400 Smith St
Houston, TX 77002

ANALYSIS REQUEST

SAMPLE ID	DATE	TIME	MATRIX	LAB ID	Petroleum Hydrocarbons (418.1)	(MOD 8015) Gas/Diesel	Diesel/Gasoline/BTXE/MTBE (MOD 8015/8020)	BTXE/MTBE (8020)	8080 PCBs (water)	8270 (water)	Chlorinated Hydrocarbons (601/8010)	Aromatic Hydrocarbons (602/8020)	SDWA Volatiles (502.1/503.1), 502.2 Reg. & Unreg.	8240 (water)	Total Metals (water)	Pesticides/PCB (608/8080)	Herbicides (615/8150)	Base/Neutral/Acid Compounds GC/MS (625/8270)	Volatile Organics GC/MS (624/8240)	Polynuclear Aromatics (610/8310)	Total Metals	Cl, SO4, T. Alkalinity	SDWA Primary Standards - Arizona	SDWA Secondary Standards - Arizona	SDWA Primary Standards - Federal	SDWA Secondary Standards - Federal	TDS	NO3+NO2	The 13 Priority Pollutant Metals	RCRA Metals by Total Digestion	RCRA Metals by TCLP (1311)		NUMBER OF CONTAINERS
MW-19 @ 10'	9/26/96	0800	Soil		X																												1
MW-19 @ 20'	9/26/96	0815	"		X																												1
MW-19 @ 30'	9/26/96	0840	"		X																												1
MW-19 @ 40'	9/26/96	0900	"		X																												1
MW-19 @ 50'	9/26/96	0930	"		X																												1
MW-19 @ 60'	9/26/96	1030	"		X											X	X	X	X		X												1
MW-19	9/27/96	1045	Water						X	X				X	X							X				X	X						9

PROJECT INFORMATION		SAMPLE RECEIPT	
PROJ. NO.:	6033.2	NO. CONTAINERS	
PROJ. NAME:	ENRON - Roswell	CUSTODY SEALS	Y / N / NA
P.O. NO.:		RECEIVED INTACT	
SHIPPED VIA:		RECEIVED COLD	

PRIOR AUTHORIZATION IS REQUIRED FOR RUSH PROJECTS

(RUSH) ☐ 24hr ☐ 48hr ☐ 72hr ☐ 1 WEEK (NORMAL) ☐ 2 WEEK

Comments:

FedEx 864 8335 975 Temp 2.6°C

SAMPLED & RELINQUISHED BY: 1.	RELINQUISHED BY: 2.	RELINQUISHED BY: 3.
Signature: Tracy L. Roth Time: 1230	Signature: Time:	Signature: Time:
Printed Name: Tracy L. Roth Date: 9/27/96	Printed Name: Date:	Printed Name: Date:
Company: DBS+A Phone: (505) 822-9400	Company:	Company:

RECEIVED BY: 1.	RECEIVED BY: 2.	RECEIVED BY (LAB) 3.
Signature: Mark Stiffler Time: 1020	Signature: Time:	Signature:
Printed Name: MARK STIFFLER Date: 9/27/96	Printed Name: Date:	Printed Name:
Company: CORE LAB	Company:	Analytical Company

ATI Labs: San Diego (619) 458-9141 • Phoenix (602) 496-4400 • Seattle (206) 228-8335 • Pensacola (904) 474-1001 • Portland (503) 684-0447 • Albuquerque (505) 344-3777 DISTRIBUTION: White, Canary - ATI • Pink - ORIGINATOR

CORE LABORATORIES

Sample Delivery Group Narrative

November 18, 1996

Customer: Daniel B. Stevens and Associates
Project: 6033.3 Enron Roswell
Core Laboratories Project Number: 962701

During the analysis and subsequent data review, it was noted that the method duplicate on sample 962675-003 (SG86-1@15') for copper and zinc and on sample 962701-007 (MW-19) for zinc were slightly outside of the normal acceptance limits for method duplicates. Upon review of the data, no definitive answer was found to explain the variance although a nonhomogeneous sample matrix is suspected to be a contributing factor. Under a normal CLP reporting format, these values and all associated values would be flagged with an "*" on the final report.

Linda L. Benkers
QA/QC Coordinator

Timothy L. Kellogg
Laboratory Supervisor

The analytical results, opinions or interpretations contained in this report are based upon information and material supplied by the client for whose exclusive and confidential use this report has been made. The analytical results, opinions or interpretations expressed represent the best judgment of Core Laboratories. Core Laboratories, however, makes no warranty or representation, express or implied, of any type, and expressly disclaims same as to the productivity, proper operations or profitableness of any oil, gas, coal or other minerals property, well or sand in connection with which such report is used or relied upon for any reason whatsoever. This report shall not be reproduced, in whole or in part, without the written approval of Core Laboratories.

CORE LABORATORIES

SAMPLE INFORMATION
Date: 11/18/96

Job Number.: 962701
Customer ..: Daniel B. Stephens & Associates
Attn.....: Bob Marley

Project Number.....: 96000156
Customer Project ID....: 6033.2
Project Description....: DB Stevens/Enron

Laboratory Sample ID	Customer Sample ID	Sample Matrix	Date Sampled	Time Sampled	Date Received	Time Received
962701-6	MW-19 60'	Soil	09/26/96	10:30	09/28/96	10:20
962701-7	MW-19	Water	09/27/96	10:45	09/28/96	10:20

The analytical results, opinions or interpretations contained in this report are based upon information and material supplied by the client for whose exclusive and confidential use this report has been made. The analytical results, opinions or interpretations expressed represent the best judgment of Core Laboratories. Core Laboratories, however, makes no warranty or representation, express or implied, of any type, and expressly disclaims same as to the productivity, proper operations or profitableness of any oil, gas, or other mineral property, well or sand in connection with which such report is used or relied upon for any reason whatsoever. This report shall not be reproduced, in whole or in part, without the written approval of Core Laboratories.

CORE LABORATORIES

LABORATORY TEST RESULTS

Job Number: 962701

Date: 11/18/96

CUSTOMER: Daniel B. Stephens & Associates PROJECT: 6033.2 ATTN: Bob Marley

Customer Sample ID: MW-19 60'
Date Sampled.....: 09/26/96
Time Sampled.....: 10:30
Sample Matrix.....: Soil

Laboratory Sample ID: 962701-6
Date Received.....: 09/28/96
Time Received.....: 10:20

TEST METHOD	PARAMETER/TEST DESCRIPTION	SAMPLE RESULT	REPORTING LIMIT	UNITS	DATE	TECH
SW-846 3050	Acid Digestion: Solids, Solid	Complete			10/03/96	gag
SW-846 6010A	Arsenic (As), Solid	<5	5	mg/Kg	10/08/96	smh
SW-846 6010A	Barium (Ba), Solid	29	1	mg/Kg	10/08/96	smh
SW-846 6010A	Cadmium (Cd), Solid	<0.5	0.5	mg/Kg	10/08/96	smh
SW-846 6010A	Chromium (Cr), Solid	3	1	mg/Kg	10/08/96	smh
SW-846 6010A	Copper (Cu), Solid	5	1	mg/Kg	11/07/96	smh
SW-846 6010A	Lead (Pb), Solid	<5	5	mg/Kg	10/08/96	smh
SW-846 7471	Mercury (Hg), Solid	<0.10	0.10	mg/Kg	10/05/96	lmt
SW-846 6010A	Selenium (Se), Solid	<10	10	mg/Kg	10/08/96	smh
SW-846 6010A	Silver (Ag), Solid	4	1	mg/Kg	10/08/96	smh
SW-846 6010A	Zinc (Zn), Solid	6	1	mg/Kg	10/08/96	smh

The analytical results, opinions or interpretations contained in this report are based upon information and material supplied by the client for whose exclusive and confidential use this report has been made. The analytical results, opinions or interpretations expressed represent the best judgment of Core Laboratories. Core Laboratories, however, makes no warranty or representation, express or implied, of any type, and expressly disclaims same as to the productivity, proper operations or profitableness of any oil, gas, coal, or other mineral property, well or sand in connection with which such report is used or relied upon for any reason whatsoever. This report shall not be reproduced, in whole or in part, without the written approval of Core Laboratories

CORE LABORATORIES

LABORATORY TEST RESULTS

Job Number: 962701

Date: 11/18/96

CUSTOMER: Daniel B. Stephens & Associates PROJECT: 6033.2 ATTN: Bob Marley

Customer Sample ID: MW-19
Date Sampled.....: 09/27/96
Time Sampled.....: 10:45
Sample Matrix.....: Water

Laboratory Sample ID: 962701-7
Date Received.....: 09/28/96
Time Received.....: 10:20

TEST METHOD	PARAMETER/TEST DESCRIPTION	SAMPLE RESULT	REPORTING LIMIT	UNITS	DATE	TECH
SW-846 3010	Acid Digestion, Total Metals, Total	Complete			10/04/96	gag
SW-846 6010A	Arsenic (As), Total	<0.05	0.05	mg/L	10/05/96	smh
SW-846 6010A	Barium (Ba), Total	0.01	0.01	mg/L	10/05/96	smh
SW-846 6010A	Cadmium (Cd), Total	<0.005	0.005	mg/L	10/05/96	smh
SW-846 6010A	Calcium (Ca), Total	981	1	mg/L	10/05/96	smh
SW-846 6010A	Chromium (Cr), Total	<0.01	0.01	mg/L	10/05/96	smh
SW-846 6010A	Copper (Cu), Total	<0.01	0.01	mg/L	10/05/96	smh
SW-846 6010A	Lead (Pb), Total	0.004	0.003	mg/L	10/05/96	smh
SW-846 6010A	Magnesium (Mg), Total	226	0.1	mg/L	10/05/96	smh
SW-846 6010A	Manganese (Mn), Total	0.23	0.01	mg/L	10/05/96	smh
SW-846 7470	Mercury (Hg), Total	<0.0002	0.0002	mg/L	10/05/96	lmt
SW-846 6010A	Potassium (K), Total	5	5	mg/L	10/07/96	gag
SW-846 6010A	Selenium (Se), Total	<0.01	0.01	mg/L	10/05/96	smh
SW-846 6010A	Silver (Ag), Total	<0.01	0.01	mg/L	10/05/96	smh
SW-846 6010A	Sodium (Na), Total	240	10	mg/L	10/05/96	smh
SW-846 6010A	Zinc (Zn), Total	0.04	0.01	mg/L	10/05/96	smh

The analytical results, opinions or interpretations contained in this report are based upon information and material supplied by the client for whose exclusive and confidential use this report has been made. The analytical results, opinions or interpretations expressed represent the best judgment of Core Laboratories. Core Laboratories, however, makes no warranty or representation, express or implied, of any type, and expressly disclaims same as to the productivity, proper operations or profitableness of any oil, gas or other mineral property, well or sand in connection with which such report is used or relied upon for any reason whatsoever. This report shall not be reproduced, in whole or in part, without the written approval of Core Laboratories.

CORE LABORATORIES

QUALITY CONTROL RESULTS

Job Number: 962701 Date: 11/18/96

CUSTOMER: Daniel B. Stephens & Associates PROJECT: 6033.2 ATTN: Bob Marley

Test Method.....: SW-846 6010A Batch.....: 14069 Analyst...: smh
Method Description.: Metals Analysis (ICAP) Reporting Limit...: 0.05
Parameter.....: Arsenic (As) Units.....: mg/L

QC	Lab ID	Reagent	QC Result	QC Result	True Value	Orig. Value	Calc. Result	Units	Date/Time
ICV		960716T	2.01841		2.00		100.9	% REC	10/04/96 0909
ICB		960920Z	-0.00265						10/04/96 0950
ISB		960929R	1.03157		1.000		103.2	% REC	10/04/96 0959
MB		1003	-0.00424						10/04/96 1011
LCS		960923H	1.06008		1.00		106.0	% REC	10/04/96 1012
CRI		960929S	0.00051		0.002500		20.4	% REC	10/04/96 1030
CCV		960809Z	2.52653		2.5		101.1	% REC	10/04/96 1133
CCB		960920Z	0.00478						10/04/96 1259
MS	962729-1	960917G	1.00692		1.000	0.00663	100.0	% REC	10/04/96 1309
MSD	962729-1	960917G	1.03254	1.00692	1.000	0.00663	102.6	% REC	10/04/96 1311
							2.5	RPD	
MD	962729-2		0.00475			0.00248	0.00227	ABS Diff.	10/04/96 1333
CCV		960809Z	2.46377		2.5		98.6	% REC	10/04/96 1339
CCB		960920Z	0.00401						10/04/96 1344
SD	962729-2		0.00284			-0.00184		% Diff.	10/04/96 1403
MS	962642-5	960917G	1.02002		1.000	0.00340	101.7	% REC	10/04/96 1415
MSD	962642-5	960917G	0.99250	1.02002	1.000	0.00340	98.9	% REC	10/04/96 1418
							2.7	RPD	
MD	962642-4		0.00349			0.00034	0.00315	ABS Diff.	10/04/96 1424
CCV		960809Z	2.39129		2.5		95.7	% REC	10/04/96 1432
CCB		960920Z	0.00487						10/04/96 1442
SD	962642-7		0.00066			0.00128		% Diff.	10/04/96 1455
MS	962673-7	960917G	1.02676		1.000	0.00135	102.5	% REC	10/04/96 1508
MSD	962673-7	960917G	1.03787	1.02676	1.000	0.00135	103.7	% REC	10/04/96 1510
							1.1	RPD	
MS	962684-1	960917G	1.06219		1.000	0.01044	105.2	% REC	10/04/96 1516
MSD	962684-1	960917G	1.02505	1.06219	1.000	0.01044	101.5	% REC	10/04/96 1518
							3.6	RPD	
CCV		960809Z	2.48579		2.5		99.4	% REC	10/04/96 1523
CCB		960920Z	-0.00004						10/04/96 1533
PDS	962684-1	960917G	0.96072		1.000	0.01044	95.0	% REC	10/04/96 1653
PSD	962684-1	960917G	0.95705	0.96072	1.000	0.01044	94.7	% REC	10/04/96 1657
							0.4	RPD	
CCV		960809Z	2.57599		2.5		103.0	% REC	10/04/96 1754
CCB		960920Z	-0.00187						10/04/96 1805
CCV		960809Z	2.46645		2.5		98.7	% REC	10/04/96 2102
CCB		960920Z	0.00427						10/04/96 2112
MB		1004	0.00309						10/04/96 2208
LCS		961003H	0.94525		1.00		94.5	% REC	10/04/96 2216
CCV		960809Z	2.47089		2.5		98.8	% REC	10/04/96 2221
CCB		960920Z	0.00018						10/04/96 2243
MD	962756-1		0.00532			0.00524	0.00008	ABS Diff.	10/04/96 2259
CCV		960809Z	2.58744		2.5		103.5	% REC	10/04/96 2327
CCB		960920Z	0.00032						10/04/96 2353
MD	962701-7		0.00741			0.00065	0.00676	ABS Diff.	10/05/96 0008
CCV		960809Z	2.55100		2.5		102.0	% REC	10/05/96 0031
CCB		960920Z	0.00139						10/05/96 0039
CCV		960809Z	2.54680		2.5		101.9	% REC	10/05/96 0114
CCB		960920Z	-0.00203						10/05/96 0125
MS	962752-2	960917G	0.97659		1.000	0.00815	96.8	% REC	10/05/96 0138
MSD	962752-2	960917G	1.00024	0.97659	1.000	0.00815	99.2	% REC	10/05/96 0142
							2.4	RPD	
SD	962752-2		-0.00480			0.00815		% Diff.	10/05/96 0144

The analytical results, opinions or interpretations contained in this report are based upon information and material supplied by the client for whose exclusive and confidential use this report has been made. The analytical results, opinions or interpretations expressed represent the best judgment of Core Laboratories. Core Laboratories, however, makes no warranty or representation, express or implied, of any type, and expressly disclaims same as to the productivity, proper operations or profitableness of any oil, gas, coal or other mineral property, well or sand in connection with which such report is used or relied upon for any reason whatsoever. This report shall not be reproduced, in whole or in part, without the written approval of Core Laboratories.

CORE LABORATORIES

QUALITY CONTROL RESULTS

Job Number: 962701 Date: 11/18/96

CUSTOMER: Daniel B. Stephens & Associates PROJECT: 6033.2 ATTN: Bob Marley

Test Method.....: SW-846 6010A
Method Description.: Metals Analysis (ICAP)
Parameter.....: Arsenic (As)
Batch.....: 14069
Reporting Limit...: 0.05
Units.....: mg/L
Analyst...: smh

QC	Lab ID	Reagent	QC Result	QC Result	True Value	Orig. Value	Calc. Result	Units	Date/Time
ISB		960929R	0.96616		1.000		96.6	% REC	10/05/96 0150
CRI		960929S	0.00659		0.002500		263.6	% REC	10/05/96 0156
CCV		960809Z	2.52599		2.5		101.0	% REC	10/05/96 0207
CCB		960920Z	-0.00333						10/05/96 0216

Test Method.....: SW-846 6010A
Method Description.: Metals Analysis (ICAP)
Parameter.....: Barium (Ba)
Batch.....: 14069
Reporting Limit...: 0.01
Units.....: mg/L
Analyst...: smh

QC	Lab ID	Reagent	QC Result	QC Result	True Value	Orig. Value	Calc. Result	Units	Date/Time
ICV		960501Q	0.99413		1.00		99.4	% REC	10/04/96 0917
ICB		960920Z	-0.00021						10/04/96 0950
ISB		960929R	0.54058		0.5000		108.1	% REC	10/04/96 0959
MB		1003	-0.00054						10/04/96 1011
LCS		960923H	1.07486		1.00		107.5	% REC	10/04/96 1012
CRI		960929S	0.00528		0.005000		105.6	% REC	10/04/96 1030
CCV		960809Z	4.98685		5.0		99.7	% REC	10/04/96 1133
CCB		960920Z	-0.00000						10/04/96 1259
MS	962729-1	960917G	1.30945		1.000	0.18481	112.5	% REC	10/04/96 1309
MSD	962729-1	960917G	1.38257	1.30945	1.000	0.18481	119.8	% REC	10/04/96 1311
							5.4	RPD	
MD	962729-2		0.06335			0.06382	0.7	RPD	10/04/96 1333
CCV		960809Z	5.02230		5.0		100.4	% REC	10/04/96 1339
CCB		960920Z	0.00078						10/04/96 1344
SD	962729-2		0.00279			0.01282		% Diff.	10/04/96 1403
MS	962642-5	960917G	1.23080		1.000	0.06663	116.4	% REC	10/04/96 1415
MSD	962642-5	960917G	1.21921	1.23080	1.000	0.06663	115.3	% REC	10/04/96 1418
							0.9	RPD	
MD	962642-4		0.21405			0.21987	2.7	RPD	10/04/96 1424
CCV		960809Z	4.83510		5.0		96.7	% REC	10/04/96 1432
CCB		960920Z	0.00056						10/04/96 1442
SD	962642-7		0.01790			0.09031	0.9	% Diff.	10/04/96 1455
MS	962673-7	960917G	1.37794		1.000	0.18033	119.8	% REC	10/04/96 1508
MSD	962673-7	960917G	1.35802	1.37794	1.000	0.18033	117.8	% REC	10/04/96 1510
							1.5	RPD	
MS	962684-1	960917G	1.56674		1.000	0.35529	121.1	% REC	10/04/96 1516
MSD	962684-1	960917G	1.52210	1.56674	1.000	0.35529	116.7	% REC	10/04/96 1518
							2.9	RPD	
CCV		960809Z	4.93183		5.0		98.6	% REC	10/04/96 1523
CCB		960920Z	0.00044						10/04/96 1533
PDS	962684-1	960917G	1.39797		1.000	0.35529	104.3	% REC	10/04/96 1653
PSD	962684-1	960917G	1.39405	1.39797	1.000	0.35529	103.9	% REC	10/04/96 1657
							0.3	RPD	
CCV		960809Z	5.03260		5.0		100.7	% REC	10/04/96 1754
CCB		960920Z	0.00022						10/04/96 1805
CCV		960809Z	4.92805		5.0		98.6	% REC	10/04/96 2102
CCB		960920Z	0.00081						10/04/96 2112
MB		1004	-0.00023						10/04/96 2208
LCS		961003H	0.98603		1.00		98.6	% REC	10/04/96 2216
CCV		960809Z	5.07138		5.0		101.4	% REC	10/04/96 2221
CCB		960920Z	-0.00010						10/04/96 2243

The analytical results, opinions or interpretations contained in this report are based upon information and material supplied by the client for whose exclusive and confidential use this report has been made. The analytical results, opinions or interpretations expressed represent the best judgment of Core Laboratories. Core Laboratories, however, makes no warranty or representation, express or implied, of any type, and expressly disclaims same as to the productivity, proper operations or profitableness of any oil, gas or other mineral properties, wells or sands in connection with which such report is used or relied upon for any reason whatsoever. This report shall not be reproduced, in whole or in part, without the written approval of Core Laboratories.

CORE LABORATORIES

QUALITY CONTROL RESULTS

Job Number: 962701 Date: 11/18/96

CUSTOMER: Daniel B. Stephens & Associates PROJECT: 6033.2 ATTN: Bob Marley

Test Method.....: SW-846 6010A
Method Description.: Metals Analysis (ICAP)
Parameter.....: Barium (Ba)
Batch.....: 14069
Reporting Limit...: 0.01
Units.....: mg/L
Analyst...: smh

QC	Lab ID	Reagent	QC Result	QC Result	True Value	Orig. Value	Calc. Result	Units	Date/Time
MD	962756-1		-0.00177			-0.00053	0.00124	ABS Diff.	10/04/96 2259
CCV		960809Z	5.12484		5.0		102.5	% REC	10/04/96 2327
CCB		960920Z	0.00023						10/04/96 2353
MD	962701-7		0.01196			0.01433	0.00237	ABS Diff.	10/05/96 0008
CCV		960809Z	4.88299		5.0		97.7	% REC	10/05/96 0031
CCB		960920Z	0.00081						10/05/96 0039
CCV		960809Z	4.88957		5.0		97.8	% REC	10/05/96 0114
CCB		960920Z	0.00012						10/05/96 0125
MS	962752-2	960917G	1.21084		1.000	0.22738	98.3	% REC	10/05/96 0138
MSD	962752-2	960917G	1.24190	1.21084	1.000	0.22738	101.5	% REC	10/05/96 0142
							2.5	RPD	
SD	962752-2		0.04437			0.22738	2.4	% Diff.	10/05/96 0144
ISB		960929R	0.48501		0.5000		97.0	% REC	10/05/96 0150
CRI		960929S	0.00389		0.005000		77.8	% REC	10/05/96 0156
CCV		960809Z	4.90790		5.0		98.2	% REC	10/05/96 0207
CCB		960920Z	0.00023						10/05/96 0216

Test Method.....: SW-846 6010A
Method Description.: Metals Analysis (ICAP)
Parameter.....: Cadmium (Cd)
Batch.....: 14069
Reporting Limit...: 0.005
Units.....: mg/L
Analyst...: smh

QC	Lab ID	Reagent	QC Result	QC Result	True Value	Orig. Value	Calc. Result	Units	Date/Time
ICV		960716T	1.95586		2.00		97.8	% REC	10/04/96 0909
ICB		960920Z	-0.00040						10/04/96 0950
ISB		960929R	1.05660		1.000		105.7	% REC	10/04/96 0959
MB		1003	0.00033						10/04/96 1011
LCS		960923H	1.08132		1.00		108.1	% REC	10/04/96 1012
CRI		960929S	0.00033		0.000500		66.0	% REC	10/04/96 1030
CCV		960809Z	1.00370		1.0		100.4	% REC	10/04/96 1133
CCB		960920Z	-0.00014						10/04/96 1259
MS	962729-1	960917G	2.87813		1.000	1.81346	106.5	% REC	10/04/96 1309
MSD	962729-1	960917G	2.97679	2.87813	1.000	1.81346	116.3	% REC	10/04/96 1311
							3.4	RPD	
MD	962729-2		0.24821			0.23266	6.5	RPD	10/04/96 1333
CCV		960809Z	0.98222		1.0		98.2	% REC	10/04/96 1339
CCB		960920Z	0.00021						10/04/96 1344
SD	962729-2		0.00814			0.04286	5.0	% Diff.	10/04/96 1403
MS	962642-5	960917G	1.06269		1.000	0.00008	106.3	% REC	10/04/96 1415
MSD	962642-5	960917G	1.03691	1.06269	1.000	0.00008	103.7	% REC	10/04/96 1418
							2.5	RPD	
MD	962642-4		0.00024			0.00060	0.00036	ABS Diff.	10/04/96 1424
CCV		960809Z	1.01005		1.0		101.0	% REC	10/04/96 1432
CCB		960920Z	-0.00018						10/04/96 1442
SD	962642-7		0.00005			-0.00019		% Diff.	10/04/96 1455
MS	962673-7	960917G	1.15726		1.000	0.00389	115.3	% REC	10/04/96 1508
MSD	962673-7	960917G	1.15017	1.15726	1.000	0.00389	114.6	% REC	10/04/96 1510
							0.6	RPD	
MS	962684-1	960917G	1.17172		1.000	0.00083	117.1	% REC	10/04/96 1516
MSD	962684-1	960917G	1.13982	1.17172	1.000	0.00083	113.9	% REC	10/04/96 1518
							2.8	RPD	
CCV		960809Z	1.00726		1.0		100.7	% REC	10/04/96 1523

The analytical results, opinions or interpretations contained in this report are based upon information and material supplied by the client for whose exclusive and confidential use this report has been made. The analytical results, opinions or interpretations expressed represent the best judgment of Core Laboratories. Core Laboratories, however, makes no warranty or representation, express or implied, of any type, and expressly disclaims same as to the productivity, proper operations or profitableness of any oil, gas, coal or other mineral property, well or sand, in connection with which such report is used or relied upon for any reason whatsoever. This report shall not be reproduced, in whole or in part, without the written approval of Core Laboratories.

CORE LABORATORIES

QUALITY CONTROL RESULTS

Job Number: 962701 Date: 11/18/96

CUSTOMER: Daniel B. Stephens & Associates PROJECT: 6033.2 ATTN: Bob Marley

Test Method.....: SW-846 6010A Batch.....: 14069 Analyst...: smh
Method Description.: Metals Analysis (ICAP) Reporting Limit...: 0.005
Parameter.....: Cadmium (Cd) Units.....: mg/L

QC	Lab ID	Reagent	QC Result	QC Result	True Value	Orig. Value	Calc. Result	Units	Date/Time
CCB		960920Z	0.00025						10/04/96 1533
PDS	962684-1	960917G	0.99387		1.000	0.00083	99.3	% REC	10/04/96 1653
PSD	962684-1	960917G	0.99168	0.99387	1.000	0.00083	99.1	% REC	10/04/96 1657
							0.2	RPD	
CCV		960809Z	1.04390		1.0		104.4	% REC	10/04/96 1754
CCB		960920Z	-0.00006						10/04/96 1805
CCV		960809Z	0.95917		1.0		95.9	% REC	10/04/96 2102
CCB		960920Z	-0.00004						10/04/96 2112
MB		1004	-0.00039						10/04/96 2208
LCS		961003H	0.91737		1.00		91.7	% REC	10/04/96 2216
CCV		960809Z	0.98162		1.0		98.2	% REC	10/04/96 2221
CCB		960920Z	-0.00070						10/04/96 2243
MD	962756-1		1.16794			1.10398	5.6	RPD	10/04/96 2259
CCV		960809Z	0.98352		1.0		98.4	% REC	10/04/96 2327
CCB		960920Z	-0.00077						10/04/96 2353
MD	962701-7		-0.00058			-0.00068	0.00010	ABS Diff.	10/05/96 0008
CCV		960809Z	1.02137		1.0		102.1	% REC	10/05/96 0031
CCB		960920Z	0.00036						10/05/96 0039
CCV		960809Z	0.96435		1.0		96.4	% REC	10/05/96 0114
CCB		960920Z	0.00072						10/05/96 0125
MS	962752-2	960917G	0.88835		1.000	-0.00064	88.9	% REC	10/05/96 0138
MSD	962752-2	960917G	0.90821	0.88835	1.000	-0.00064	90.9	% REC	10/05/96 0142
							2.2	RPD	
SD	962752-2		-0.00059			-0.00064		% Diff.	10/05/96 0144
ISB		960929R	0.89378		1.000		89.4	% REC	10/05/96 0150
CRI		960929S	-0.00071		0.000500		-142.0	% REC	10/05/96 0156
CCV		960809Z	0.98032		1.0		98.0	% REC	10/05/96 0207
CCB		960920Z	0.00094						10/05/96 0216

Test Method.....: SW-846 6010A Batch.....: 14069 Analyst...: smh
Method Description.: Metals Analysis (ICAP) Reporting Limit...: 1
Parameter.....: Calcium (Ca) Units.....: mg/L

QC	Lab ID	Reagent	QC Result	QC Result	True Value	Orig. Value	Calc. Result	Units	Date/Time
ICV		960412S	96.26330		100.000000		96.3	% REC	10/04/96 0928
ICB		960920Z	0.01182						10/04/96 0950
ISA		960929U	493.12615		500		98.6	% REC	10/04/96 0955
ISB		960929R	471.34677		500		94.3	% REC	10/04/96 0959
MB		1003	0.04455						10/04/96 1011
CCV		960821M	97.78273		100.00		97.8	% REC	10/04/96 1121
CCB		960920Z	0.00322						10/04/96 1259
MD	962729-2		13.65847			13.57345	0.6	RPD	10/04/96 1333
CCV		960821M	95.97334		100.00		96.0	% REC	10/04/96 1336
CCB		960920Z	0.01312						10/04/96 1344
SD	962729-2		0.49383			2.47546	0.3	% Diff.	10/04/96 1403
MD	962642-4		132.62580			136.79522	3.1	RPD	10/04/96 1424
CCV		960821M	97.44715		100.00		97.4	% REC	10/04/96 1427
CCB		960920Z	0.01031						10/04/96 1442
SD	962642-7		15.23153			75.48191	-0.9	% Diff.	10/04/96 1455
MS	962684-1	960917G	196.33099		50.000	133.89624	124.9	% REC	10/04/96 1516

The analytical results, opinions or interpretations contained in this report are based upon information and material supplied by the client for whose exclusive and confidential use this report has been made. The analytical results, opinions or interpretations expressed represent the best judgment of Core Laboratories. Core Laboratories, however, makes no warranty or representation, express or implied, of any type, and expressly disclaims same as to the productivity, proper operations or profitableness of any oil, gas or other mineral property, well or sand in connection with which such report is used or relied upon for any reason whatsoever. This report shall not be reproduced, in whole or in part, without the written approval of Core Laboratories.

CORE LABORATORIES

QUALITY CONTROL RESULTS

Job Number: 962701 Date: 11/18/96

CUSTOMER: Daniel B. Stephens & Associates PROJECT: 6033.2 ATTN: Bob Marley

Test Method.....: SW-846 6010A Batch.....: 14069 Analyst...: smh
Method Description.: Metals Analysis (ICAP) Reporting Limit...: 1
Parameter.....: Calcium (Ca) Units.....: mg/L

QC	Lab ID	Reagent	QC Result	QC Result	True Value	Orig. Value	Calc. Result	Units	Date/Time
MSD	962684-1	960917G	191.55744	196.33099	50.000	133.89624	115.3	% REC	10/04/96 1518
							2.5	RPD	
CCV		960821M	100.97853		100.00		101.0	% REC	10/04/96 1520
CCB		960920Z	0.01722						10/04/96 1533
PDS	962684-1	960917G	172.96569		50.000	133.89624	78.1	% REC	10/04/96 1653
PSD	962684-1	960917G	172.48112	172.96569	50.000	133.89624	77.2	% REC	10/04/96 1657
							0.3	RPD	
CCV		960821M	104.75579		100.00		104.8	% REC	10/04/96 1750
CCB		960920Z	0.00013						10/04/96 1805
CCV		960821M	99.58458		100.00		99.6	% REC	10/04/96 2036
CCB		960920Z	-0.00005						10/04/96 2112
MB		1004	0.00588						10/04/96 2208
CCV		960821M	98.59883		100.00		98.6	% REC	10/04/96 2219
CCB		960920Z	-0.00733						10/04/96 2243
LCS		960912Y	188.61364		200.0		94.3	% REC	10/04/96 2249
LCS		960912Y	104.02816		100.000000		104.0	% REC	10/04/96 2252
MD	962756-1		4.53525			4.28121	0.25404	ABS Diff.	10/04/96 2259
CCV		960821M	101.77854		100.00		101.8	% REC	10/04/96 2321
CCB		960920Z	-0.00736						10/04/96 2353
MD	962701-7		897.62402			927.70568	3.3	RPD	10/05/96 0008
MD	962701-7		92.09649			98.08457	6.3	RPD	10/05/96 0013
CCV		960821M	104.38234		100.00		104.4	% REC	10/05/96 0024
CCB		960920Z	0.00355						10/05/96 0039
CCV		960821M	99.44397		100.00		99.4	% REC	10/05/96 0106
CCB		960920Z	-0.00009						10/05/96 0125
MS	962752-2	960917G	217.78912		50.000	167.37557	100.8	% REC	10/05/96 0138
MSD	962752-2	960917G	222.40859	217.78912	50.000	167.37557	110.1	% REC	10/05/96 0142
							2.1	RPD	
SD	962752-2		33.93274			167.37557	-1.4	% Diff.	10/05/96 0144
ISA		960929U	496.03283		500		99.2	% REC	10/05/96 0146
ISB		960929R	470.94281		500		94.2	% REC	10/05/96 0150
CCV		960821M	100.82007		100.00		100.8	% REC	10/05/96 0159
CCB		960920Z	-0.02098						10/05/96 0216

Test Method.....: SW-846 6010A Batch.....: 14069 Analyst...: smh
Method Description.: Metals Analysis (ICAP) Reporting Limit...: 0.01
Parameter.....: Chromium (Cr) Units.....: mg/L

QC	Lab ID	Reagent	QC Result	QC Result	True Value	Orig. Value	Calc. Result	Units	Date/Time
ICV		960716T	1.94610		2.00		97.3	% REC	10/04/96 0909
ICB		960920Z	0.00025						10/04/96 0950
ISB		960929R	0.56291		0.5000		112.6	% REC	10/04/96 0959
MB		1003	-0.00025						10/04/96 1011
LCS		960923H	1.05575		1.00		105.6	% REC	10/04/96 1012
CRI		960929S	0.00257		0.002500		102.8	% REC	10/04/96 1030
CCV		960809Z	2.53498		2.5		101.4	% REC	10/04/96 1133
CCB		960920Z	-0.00029						10/04/96 1259
MS	962729-1	960917G	1.05496		1.000	0.00108	105.4	% REC	10/04/96 1309
MSD	962729-1	960917G	1.09980	1.05496	1.000	0.00108	109.9	% REC	10/04/96 1311
							4.2	RPD	
MD	962729-2		0.00980			0.01269	0.00289	ABS Diff.	10/04/96 1333

The analytical results, opinions or interpretations contained in this report are based upon information and material supplied by the client for whose exclusive and confidential use this report has been made. The analytical results, opinions or interpretations represent the best judgment of Core Laboratories. Core Laboratories, however, makes no warranty or representation, express or implied, of any type, and expressly disclaims same as to the productivity, proper operations or profitableness of any oil, gas, or other mineral property, with which such report is used or relied upon for any reason whatsoever. This report shall not be reproduced, in whole or in part, without the written approval of Core Laboratories.

CORE LABORATORIES

QUALITY CONTROL RESULTS

Job Number: 962701 Date: 11/18/96

CUSTOMER: Daniel B. Stephens & Associates PROJECT: 6033.2 ATTN: Bob Marley

Test Method.....: SW-846 6010A Batch.....: 14069 Analyst...: smh
Method Description.: Metals Analysis (ICAP) Reporting Limit...: 0.01
Parameter.....: Chromium (Cr) Units.....: mg/L

QC	Lab ID	Reagent	QC Result	QC Result	True Value	Orig. Value	Calc. Result	Units	Date/Time
CCV		960809Z	2.50540		2.5		100.2	% REC	10/04/96 1339
CCB		960920Z	0.00058						10/04/96 1344
SD	962729-2		0.00009			0.00344		% Diff.	10/04/96 1403
MS	962642-5	960917G	1.09467		1.000	0.00000	109.5	% REC	10/04/96 1415
MSD	962642-5	960917G	1.07053	1.09467	1.000	0.00000	107.1	% REC	10/04/96 1418
							2.2	RPD	
MD	962642-4		0.00159			0.00274	0.00115	ABS Diff.	10/04/96 1424
CCV		960809Z	2.42712		2.5		97.1	% REC	10/04/96 1432
CCB		960920Z	0.00029						10/04/96 1442
SD	962642-7		0.00118			0.00119		% Diff.	10/04/96 1455
MS	962673-7	960917G	1.11896		1.000	0.00483	111.4	% REC	10/04/96 1508
MSD	962673-7	960917G	1.10482	1.11896	1.000	0.00483	110.0	% REC	10/04/96 1510
							1.3	RPD	
MS	962684-1	960917G	1.12776		1.000	0.00188	112.6	% REC	10/04/96 1516
MSD	962684-1	960917G	1.09539	1.12776	1.000	0.00188	109.4	% REC	10/04/96 1518
							2.9	RPD	
CCV		960809Z	2.50923		2.5		100.4	% REC	10/04/96 1523
CCB		960920Z	-0.00058						10/04/96 1533
PDS	962684-1	960917G	1.00709		1.000	0.00188	100.5	% REC	10/04/96 1653
PSD	962684-1	960917G	1.00297	1.00709	1.000	0.00188	100.1	% REC	10/04/96 1657
							0.4	RPD	
CCV		960809Z	2.60509		2.5		104.2	% REC	10/04/96 1754
CCB		960920Z	0.00029						10/04/96 1805
CCV		960809Z	2.42583		2.5		97.0	% REC	10/04/96 2102
CCB		960920Z	0.00106						10/04/96 2112
MB		1004	0.00195						10/04/96 2208
LCS		961003H	0.93467		1.00		93.5	% REC	10/04/96 2216
CCV		960809Z	2.40566		2.5		96.2	% REC	10/04/96 2221
CCB		960920Z	0.00017						10/04/96 2243
MD	962756-1		0.01918			0.02044	0.00126	ABS Diff.	10/04/96 2259
CCV		960809Z	2.49123		2.5		99.6	% REC	10/04/96 2327
CCB		960920Z	-0.00167						10/04/96 2353
MD	962701-7		0.00722			0.00990	0.00268	ABS Diff.	10/05/96 0008
CCV		960809Z	2.53162		2.5		101.3	% REC	10/05/96 0031
CCB		960920Z	-0.00184						10/05/96 0039
MD	962745-5		0.05464			0.05581	2.1	RPD	10/05/96 0058
CCV		960809Z	2.38573		2.5		95.4	% REC	10/05/96 0114
CCB		960920Z	-0.00117						10/05/96 0125
MS	962752-2	960917G	0.90030		1.000	0.01001	89.0	% REC	10/05/96 0138
MSD	962752-2	960917G	0.91740	0.90030	1.000	0.01001	90.7	% REC	10/05/96 0142
							1.9	RPD	
SD	962752-2		0.00170			0.01001		% Diff.	10/05/96 0144
ISB		960929R	0.47736		0.5000		95.5	% REC	10/05/96 0150
CRI		960929S	0.00050		0.002500		20.0	% REC	10/05/96 0156
CCV		960809Z	2.46943		2.5		98.8	% REC	10/05/96 0207
CCB		960920Z	-0.00080						10/05/96 0216

The analytical results, opinions or interpretations contained in this report are based upon information and material supplied by the client for whose exclusive and confidential use this report has been made. The analytical results, opinions or interpretations expressed represent the best judgment of Core Laboratories. Core Laboratories, however, makes no warranty or representation, express or implied, of any type, and expressly disclaims same as to the productivity, proper operations or profitableness of any oil, gas or other mineral property, or the suitability in connection with which such report is used or relied upon for any reason whatsoever. This report shall not be reproduced, in whole or in part, without the written approval of Core Laboratories.

CORE LABORATORIES

QUALITY CONTROL RESULTS

Job Number: 962701 Date: 11/18/96

CUSTOMER: Daniel B. Stephens & Associates PROJECT: 6033.2 ATTN: Bob Marley

Test Method.....: SW-846 6010A Batch.....: 14069 Analyst...: smh
Method Description.: Metals Analysis (ICAP) Reporting Limit...: 0.5
Parameter.....: Magnesium (Mg) Units.....: mg/L

QC	Lab ID	Reagent	QC Result	QC Result	True Value	Orig. Value	Calc. Result	Units	Date/Time
ICV		960412S	95.22320		100.000000		95.2	% REC	10/04/96 0928
ICB		960920Z	0.03652						10/04/96 0950
ISA		960929U	562.78613		500		112.6	% REC	10/04/96 0955
ISB		960929R	533.98535		500		106.8	% REC	10/04/96 0959
MB		1003	0.04058						10/04/96 1011
CCV		960821M	101.66471		100.00		101.7	% REC	10/04/96 1121
CCB		960920Z	-0.00235						10/04/96 1259
MD	962729-2		2.28601			2.29308	0.00707	ABS Diff.	10/04/96 1333
CCV		960821M	99.62763		100.00		99.6	% REC	10/04/96 1336
CCB		960920Z	0.00000						10/04/96 1344
SD	962729-2		0.05184			0.38414		% Diff.	10/04/96 1403
MD	962642-4		28.91921			29.84304	3.1	RPD	10/04/96 1424
CCV		960821M	97.30863		100.00		97.3	% REC	10/04/96 1427
CCB		960920Z	0.02592						10/04/96 1442
SD	962642-7		3.34181			17.03195	1.9	% Diff.	10/04/96 1455
MS	962684-1	960917G	83.89423		50.000	26.15478	115.5	% REC	10/04/96 1516
MSD	962684-1	960917G	81.74020	83.89423	50.000	26.15478	111.2	% REC	10/04/96 1518
							2.6	RPD	
CCV		960821M	100.53262		100.00		100.5	% REC	10/04/96 1520
CCB		960920Z	0.02592						10/04/96 1533
PDS	962684-1	960917G	74.00311		50.000	26.15478	95.7	% REC	10/04/96 1653
PSD	962684-1	960917G	73.72502	74.00311	50.000	26.15478	95.1	% REC	10/04/96 1657
							0.4	RPD	
CCV		960821M	103.30410		100.00		103.3	% REC	10/04/96 1750
CCB		960920Z	-0.00235						10/04/96 1805
CCV		960821M	99.74072		100.00		99.7	% REC	10/04/96 2036
CCB		960920Z	-0.00000						10/04/96 2112
MB		1004	-0.03501						10/04/96 2208
CCV		960821M	97.54393		100.00		97.5	% REC	10/04/96 2219
CCB		960920Z	-0.03361						10/04/96 2243
LCS		960912Y	189.27467		200.0		94.6	% REC	10/04/96 2249
LCS		960912Y	104.39201		100.000000		104.4	% REC	10/04/96 2252
MD	962756-1		0.22546			0.12323	0.10223	ABS Diff.	10/04/96 2259
CCV		960821M	103.07589		100.00		103.1	% REC	10/04/96 2321
CCB		960920Z	-0.01315						10/04/96 2353
MD	962701-7		219.19665			226.02386	3.1	RPD	10/05/96 0008
CCV		960821M	103.41265		100.00		103.4	% REC	10/05/96 0024
CCB		960920Z	0.01135						10/05/96 0039
CCV		960821M	98.28845		100.00		98.3	% REC	10/05/96 0106
CCB		960920Z	0.01515						10/05/96 0125
MS	962752-2	960917G	58.78215		50.000	10.93821	95.7	% REC	10/05/96 0138
MSD	962752-2	960917G	60.10205	58.78215	50.000	10.93821	98.3	% REC	10/05/96 0142
							2.2	RPD	
SD	962752-2		2.25963			10.93821	-3.3	% Diff.	10/05/96 0144
ISA		960929U	507.83233		500		101.6	% REC	10/05/96 0146
ISB		960929R	482.59741		500		96.5	% REC	10/05/96 0150
CCV		960821M	104.66958		100.00		104.7	% REC	10/05/96 0159
CCB		960920Z	0.00505						10/05/96 0216

The analytical results, opinions or interpretations contained in this report are based upon information and material supplied by the client for whose exclusive and confidential use this report has been made. The analytical results, opinions or interpretations expressed represent the best judgment of Core Laboratories. Core Laboratories, however, makes no warranty or representation, express or implied, of any type, and expressly disclaims same as to the productivity, proper operations or profitableness of any oil, gas, coal or other mineral property, well or sand in connection with which such report is used or relied upon for any reason whatsoever. This report shall not be reproduced, in whole or in part, without the written approval of Core Laboratories.

CORE LABORATORIES

QUALITY CONTROL RESULTS

Job Number: 962701 Date: 11/18/96

CUSTOMER: Daniel B. Stephens & Associates PROJECT: 6033.2 ATTN: Bob Marley

Test Method.....: SW-846 6010A Batch.....: 14069 Analyst...: smh
Method Description.: Metals Analysis (ICAP) Reporting Limit...: 0.01
Parameter.....: Manganese (Mn) Units.....: mg/L

QC	Lab ID	Reagent	QC Result	QC Result	True Value	Orig. Value	Calc. Result	Units	Date/Time
ICV		960716T	1.98354		2.00		99.2	% REC	10/04/96 0909
ICB		960920Z	0.00018						10/04/96 0950
ISB		960929R	0.53919		0.5000		107.8	% REC	10/04/96 0959
MB		1003	0.00055						10/04/96 1011
LCS		960923H	1.07404		1.00		107.4	% REC	10/04/96 1012
CRI		960929S	0.00576		0.005000		115.2	% REC	10/04/96 1030
CCV		960809Z	5.11907		5.0		102.4	% REC	10/04/96 1133
CCB		960920Z	0.00000						10/04/96 1259
MD	962729-2		1.25628			1.21611	3.2	RPD	10/04/96 1333
CCV		960809Z	5.06433		5.0		101.3	% REC	10/04/96 1339
CCB		960920Z	0.00042						10/04/96 1344
SD	962729-2		0.04383			0.22506	2.6	% Diff.	10/04/96 1403
MD	962642-4		3.88949			4.00981	3.0	RPD	10/04/96 1424
CCV		960809Z	4.91338		5.0		98.3	% REC	10/04/96 1432
CCB		960920Z	-0.00000						10/04/96 1442
SD	962642-7		0.07214			0.36177	0.3	% Diff.	10/04/96 1455
MS	962684-1	960917G	4.66928		1.000	3.22676	144.3	% REC	10/04/96 1516
MSD	962684-1	960917G	4.59960	4.66928	1.000	3.22676	137.3	% REC	10/04/96 1518
							1.5	RPD	
CCV		960809Z	5.07244		5.0		101.4	% REC	10/04/96 1523
CCB		960920Z	-0.00000						10/04/96 1533
PDS	962684-1	960917G	4.01431		1.000	3.22676	78.8	% REC	10/04/96 1653
PSD	962684-1	960917G	4.00802	4.01431	1.000	3.22676	78.1	% REC	10/04/96 1657
							0.2	RPD	
CCV		960809Z	5.21196		5.0		104.2	% REC	10/04/96 1754
CCB		960920Z	0.00063						10/04/96 1805
CCV		960809Z	4.89625		5.0		97.9	% REC	10/04/96 2102
CCB		960920Z	0.00013						10/04/96 2112
MB		1004	0.00041						10/04/96 2208
LCS		961003H	0.94799		1.00		94.8	% REC	10/04/96 2216
CCV		960809Z	4.90175		5.0		98.0	% REC	10/04/96 2221
CCB		960920Z	0.00041						10/04/96 2243
MD	962756-1		0.04499			0.04335	0.00164	ABS Diff.	10/04/96 2259
CCV		960809Z	5.00629		5.0		100.1	% REC	10/04/96 2327
CCB		960920Z	0.00000						10/04/96 2353
MD	962701-7		0.21526			0.22602	4.9	RPD	10/05/96 0008
CCV		960809Z	5.06534		5.0		101.3	% REC	10/05/96 0031
CCB		960920Z	0.00025						10/05/96 0039
CCV		960809Z	4.78509		5.0		95.7	% REC	10/05/96 0114
CCB		960920Z	0.00051						10/05/96 0125
MS	962752-2	960917G	1.81329		1.000	0.92294	89.0	% REC	10/05/96 0138
MSD	962752-2	960917G	1.85580	1.81329	1.000	0.92294	93.3	% REC	10/05/96 0142
							2.3	RPD	
SD	962752-2		0.18987			0.92294	-2.9	% Diff.	10/05/96 0144
ISB		960929R	0.43684		0.5000		87.4	% REC	10/05/96 0150
CRI		960929S	0.00376		0.005000		75.2	% REC	10/05/96 0156
CCV		960809Z	4.98262		5.0		99.7	% REC	10/05/96 0207
CCB		960920Z	0.00075						10/05/96 0216

The analytical results, opinions or interpretations contained in this report are based upon information and material supplied by the client for whose exclusive and confidential use this report has been made. The analytical results, opinions or interpretations expressed represent the best judgment of Core Laboratories. Core Laboratories, however, makes no warranty or representation, express or implied, of any type, and expressly disclaims same as to the productivity, proper operations or profitableness of any oil, gas or other mineral property, well, mine or in connection with which such report is used or relied upon for any reason whatsoever. This report shall not be reproduced, in whole or in part, without the written approval of Core Laboratories.

CORE LABORATORIES

QUALITY CONTROL RESULTS

Job Number: 962701 Date: 11/18/96

CUSTOMER: Daniel B. Stephens & Associates PROJECT: 6033.2 ATTN: Bob Marley

Test Method.....: SW-846 6010A Batch.....: 14069 Analyst...: smh
Method Description.: Metals Analysis (ICAP) Reporting Limit...: 0.01
Parameter.....: Silver (Ag) Units.....: mg/L

QC	Lab ID	Reagent	QC Result	QC Result	True Value	Orig. Value	Calc. Result	Units	Date/Time
ICV		960501Q	1.03457		1.00		103.5	% REC	10/04/96 0917
ICB		960920Z	0.00421						10/04/96 0950
ISB		960929R	1.08101		1.000		108.1	% REC	10/04/96 0959
MB		1003	0.00377						10/04/96 1011
LCS		960923H	1.13503		1.00		113.5	% REC	10/04/96 1012
CRI		960929S	0.00579		0.005000		115.8	% REC	10/04/96 1030
CCV		960821M	2.52216		2.500		100.9	% REC	10/04/96 1121
CCB		960920Z	-0.00035						10/04/96 1259
MS	962729-1	960917G	0.83300		1.000	-0.00080	83.4	% REC	10/04/96 1309
MSD	962729-1	960917G	0.86072	0.83300	1.000	-0.00080	86.2	% REC	10/04/96 1311
							3.3	RPD	
MD	962729-2		-0.00308			-0.00028	0.00280	ABS Diff.	10/04/96 1333
CCV		960821M	2.48373		2.500		99.3	% REC	10/04/96 1336
CCB		960920Z	-0.00043						10/04/96 1344
SD	962729-2		-0.00196			0.00064		% Diff.	10/04/96 1403
MS	962642-5	960917G	1.07641		1.000	-0.00305	107.9	% REC	10/04/96 1415
MSD	962642-5	960917G	1.09470	1.07641	1.000	-0.00305	109.8	% REC	10/04/96 1418
							1.7	RPD	
MD	962642-4		-0.00029			-0.00113	0.00084	ABS Diff.	10/04/96 1424
CCV		960821M	2.44166		2.500		97.7	% REC	10/04/96 1427
CCB		960920Z	0.00158						10/04/96 1442
SD	962642-7		-0.00110			0.00009		% Diff.	10/04/96 1455
MS	962673-7	960917G	1.13525		1.000	0.00335	113.2	% REC	10/04/96 1508
MSD	962673-7	960917G	1.11656	1.13525	1.000	0.00335	111.3	% REC	10/04/96 1510
							1.7	RPD	
MS	962684-1	960917G	1.12850		1.000	0.00356	112.5	% REC	10/04/96 1516
MSD	962684-1	960917G	1.09288	1.12850	1.000	0.00356	108.9	% REC	10/04/96 1518
							3.2	RPD	
CCV		960821M	2.49861		2.500		99.9	% REC	10/04/96 1520
CCB		960920Z	0.00447						10/04/96 1533
PDS	962684-1	960917G	1.01403		1.000	0.00356	101.0	% REC	10/04/96 1653
PSD	962684-1	960917G	1.01035	1.01403	1.000	0.00356	100.7	% REC	10/04/96 1657
							0.4	RPD	
CCV		960821M	2.51995		2.500		100.8	% REC	10/04/96 1750
CCB		960920Z	-0.00007						10/04/96 1805
CCV		960821M	2.45354		2.500		98.1	% REC	10/04/96 2036
CCB		960920Z	-0.00233						10/04/96 2112
MB		1004	0.00102						10/04/96 2208
LCS		961003H	0.95297		1.00		95.3	% REC	10/04/96 2216
CCV		960821M	2.56563		2.500		102.6	% REC	10/04/96 2219
CCB		960920Z	0.00446						10/04/96 2243
MD	962756-1		0.00311			0.00614	0.00303	ABS Diff.	10/04/96 2259
CCV		960821M	2.53079		2.500		101.2	% REC	10/04/96 2321
CCB		960920Z	-0.00083						10/04/96 2353
MD	962701-7		0.00180			0.00694	0.00514	ABS Diff.	10/05/96 0008
CCV		960821M	2.39998		2.500		96.0	% REC	10/05/96 0024
CCB		960920Z	-0.00008						10/05/96 0039
CCV		960821M	2.44153		2.500		97.7	% REC	10/05/96 0106
CCB		960920Z	-0.00216						10/05/96 0125
MS	962752-2	960917G	0.85168		1.000	-0.00280	85.4	% REC	10/05/96 0138
MSD	962752-2	960917G	0.93672	0.85168	1.000	-0.00280	94.0	% REC	10/05/96 0142
							9.5	RPD	
SD	962752-2		-0.00229			-0.00280		% Diff.	10/05/96 0144

The analytical results, opinions or interpretations contained in this report are based upon information and material supplied by the client for whose exclusive and confidential use this report has been made. The analytical results, opinions or interpretations expressed represent the best judgment of Core Laboratories. Core Laboratories, however, makes no warranty or representation, express or implied, of any type, and expressly disclaims same as to the productivity, proper operations or profitableness of any oil, gas, coal or other mineral property, well or sand in connection with which such report is used or relied upon for any reason whatsoever. This report shall not be reproduced, in whole or in part, without the written approval of Core Laboratories.

CORE LABORATORIES

QUALITY CONTROL RESULTS

Job Number: 962701 Date: 11/18/96

CUSTOMER: Daniel B. Stephens & Associates PROJECT: 6033.2 ATTN: Bob Marley

Test Method.....: SW-846 6010A Batch.....: 14069 Analyst...: smh
Method Description.: Metals Analysis (ICAP) Reporting Limit...: 0.01
Parameter.....: Silver (Ag) Units.....: mg/L

QC	Lab ID	Reagent	QC Result	QC Result	True Value	Orig. Value	Calc. Result	Units	Date/Time
ISB		960929R	0.84872		1.000		84.9	% REC	10/05/96 0150
CRI		960929S	0.00528		0.005000		105.6	% REC	10/05/96 0156
CCV		960821M	2.56251		2.500		102.5	% REC	10/05/96 0159
CCB		960920Z	0.00078						10/05/96 0216

Test Method.....: SW-846 6010A Batch.....: 14069 Analyst...: smh
Method Description.: Metals Analysis (ICAP) Reporting Limit...: 1
Parameter.....: Sodium (Na) Units.....: mg/L

QC	Lab ID	Reagent	QC Result	QC Result	True Value	Orig. Value	Calc. Result	Units	Date/Time
ICV		960412S	98.06381		100.000000		98.1	% REC	10/04/96 0928
ICB		960920Z	0.02506						10/04/96 0950
MB		1003	-0.02053						10/04/96 1011
CRI		960929S	0.02805		0.150000		18.7	% REC	10/04/96 1030
CCV		960821M	51.27048		50.000		102.5	% REC	10/04/96 1121
CCB		960920Z	-0.02575						10/04/96 1259
MD	962729-2		33.42335			32.72753	2.1	RPD	10/04/96 1333
CCV		960821M	51.65035		50.000		103.3	% REC	10/04/96 1336
CCB		960920Z	0.00422						10/04/96 1344
SD	962729-2		0.80418			4.75922	15.5	% Diff.	10/04/96 1403
CCV		960821M	50.42575		50.000		100.9	% REC	10/04/96 1427
CCB		960920Z	-0.00605						10/04/96 1442
SD	962642-7		8.67356			57.33866	24.4	% Diff.	10/04/96 1455
CCV		960821M	52.08865		50.000		104.2	% REC	10/04/96 1520
CCB		960920Z	-0.01169						10/04/96 1533
CCV		960821M	51.24793		50.000		102.5	% REC	10/04/96 1750
CCB		960920Z	-0.00134						10/04/96 1805
CCV		960821M	48.54512		50.000		97.1	% REC	10/04/96 2036
CCB		960920Z	0.00527						10/04/96 2112
MB		1004	-0.01482						10/04/96 2208
CCV		960821M	49.29973		50.000		98.6	% REC	10/04/96 2219
CCB		960920Z	-0.04041						10/04/96 2243
LCS		960912Y	208.14733		200.0		104.1	% REC	10/04/96 2249
LCS		960912Y	105.72954		100.000000		105.7	% REC	10/04/96 2252
CCV		960821M	51.01238		50.000		102.0	% REC	10/04/96 2321
CCB		960920Z	-0.01465						10/04/96 2353
MD	962701-7		299.97640			306.57098	2.2	RPD	10/05/96 0008
MD	962701-7		22.40180			24.25960	8.0	RPD	10/05/96 0013
CCV		960821M	48.24951		50.000		96.5	% REC	10/05/96 0024
CCB		960920Z	0.01048						10/05/96 0039
CCV		960821M	50.74597		50.000		101.5	% REC	10/05/96 0106
CCB		960920Z	0.01623						10/05/96 0125
MS	962752-2	960917G	73.16284		50.000	21.48034	103.4	% REC	10/05/96 0138
MSD	962752-2	960917G	74.09606	73.16284	50.000	21.48034	105.2	% REC	10/05/96 0142
							1.3	RPD	
SD	962752-2		3.24410			21.48034	24.5	% Diff.	10/05/96 0144
CRI		960929S	0.09700		0.150000		64.7	% REC	10/05/96 0156
CCV		960821M	48.15589		50.000		96.3	% REC	10/05/96 0159
CCB		960920Z	0.01814						10/05/96 0216

The analytical results, opinions or interpretations contained in this report are based upon information and material supplied by the client for whose exclusive and confidential use this report has been made. The analytical results, opinions or interpretations expressed represent the best judgment of Core Laboratories. Core Laboratories, however, makes no warranty or representation, express or implied, of any type, and expressly disclaims same as to the productivity, proper operations or profitableness of any oil, gas, or other mineral well or property, with or along in connection with which such report is used or relied upon for any reason whatsoever. This report shall not be reproduced, in whole or in part, without the written approval of Core Laboratories.

CORE LABORATORIES

QUALITY CONTROL RESULTS

Job Number: 962701 Date: 11/18/96

CUSTOMER: Daniel B. Stephens & Associates PROJECT: 6033.2 ATTN: Bob Marley

Test Method.....: SW-846 6010A Batch.....: 14069 Analyst...: smh
Method Description.: Metals Analysis (ICAP Trace) Reporting Limit...: 0.05
Parameter.....: Lead (Pb) Units.....: mg/L

QC	Lab ID	Reagent	QC Result	QC Result	True Value	Orig. Value	Calc. Result	Units	Date/Time
ICV		960716T	1.97746		2.00		98.9	% REC	10/04/96 0909
ICB		960920Z	-0.00174						10/04/96 0950
ISB		960929R	1.11877		1.000		111.9	% REC	10/04/96 0959
MB		1003	-0.00161						10/04/96 1011
LCS		960923H	1.07529		1.00		107.5	% REC	10/04/96 1012
CRI		960929S	0.00088		0.002500		35.2	% REC	10/04/96 1030
CCV		960809Z	1.02804		1.0		102.8	% REC	10/04/96 1133
CCB		960920Z	-0.00032						10/04/96 1259
MS	962729-1	960917G	1.08443		1.000	0.92576	15.9	% REC	10/04/96 1319
MSD	962729-1	960917G	1.13897	1.08443	1.000	0.92576	21.3	% REC	10/04/96 1324
							4.9	RPD	
PDS	962729-1	960917G	1.82889		1.000	0.92576	90.3	% REC	10/04/96 1326
PSD	962729-1	960917G	1.84218	1.82889	1.000	0.92576	91.6	% REC	10/04/96 1328
							0.7	RPD	
MD	962729-2		4.83273			5.78083	17.9	RPD	10/04/96 1333
CCV		960809Z	1.01184		1.0		101.2	% REC	10/04/96 1339
CCB		960920Z	-0.00022						10/04/96 1344
MD	962729-2		0.88643			1.06459	18.3	RPD	10/04/96 1401
SD	962729-2		0.21479			1.06459	-0.9	% Diff.	10/04/96 1403
MS	962642-5	960917G	1.11855		1.000	0.00602	111.3	% REC	10/04/96 1415
MSD	962642-5	960917G	1.09893	1.11855	1.000	0.00602	109.3	% REC	10/04/96 1418
							1.8	RPD	
MD	962642-4		0.01172			0.01107	0.00065	ABS Diff.	10/04/96 1424
CCV		960809Z	0.97487		1.0		97.5	% REC	10/04/96 1432
CCB		960920Z	0.00281						10/04/96 1442
SD	962642-7		0.00031			0.00400		% Diff.	10/04/96 1455
MS	962673-7	960917G	1.16798		1.000	0.01780	115.0	% REC	10/04/96 1508
MSD	962673-7	960917G	1.15667	1.16798	1.000	0.01780	113.9	% REC	10/04/96 1510
							1.0	RPD	
MS	962684-1	960917G	1.16115		1.000	0.00379	115.7	% REC	10/04/96 1516
MSD	962684-1	960917G	1.12879	1.16115	1.000	0.00379	112.5	% REC	10/04/96 1518
							2.8	RPD	
CCV		960809Z	1.00779		1.0		100.8	% REC	10/04/96 1523
CCB		960920Z	0.00242						10/04/96 1533
PDS	962684-1	960917G	1.03276		1.000	0.00379	102.9	% REC	10/04/96 1653
PSD	962684-1	960917G	1.02910	1.03276	1.000	0.00379	102.5	% REC	10/04/96 1657
							0.4	RPD	
CCV		960809Z	1.03312		1.0		103.3	% REC	10/04/96 1754
CCB		960920Z	-0.00053						10/04/96 1805
CCV		960809Z	0.96919		1.0		96.9	% REC	10/04/96 2102
CCB		960920Z	-0.00004						10/04/96 2112
MB		1004	-0.00052						10/04/96 2208
LCS		961003H	0.91590		1.00		91.6	% REC	10/04/96 2216
CCV		960809Z	1.00671		1.0		100.7	% REC	10/04/96 2221
CCB		960920Z	-0.00236						10/04/96 2243
MD	962756-1		-0.01246			-0.00898	0.00348	ABS Diff.	10/04/96 2259
CCV		960809Z	1.00694		1.0		100.7	% REC	10/04/96 2327
CCB		960920Z	0.00018						10/04/96 2353
MD	962701-7		0.00517			0.00366	0.00151	ABS Diff.	10/05/96 0008
CCV		960809Z	0.99882		1.0		99.9	% REC	10/05/96 0031
CCB		960920Z	0.00220						10/05/96 0039
CCV		960809Z	0.96277		1.0		96.3	% REC	10/05/96 0114
CCB		960920Z	0.00037						10/05/96 0125

The analytical results, opinions or interpretations contained in this report are based upon information and material supplied by the client for whose exclusive and confidential use this report has been made. The analytical results, opinions or interpretations expressed represent the best judgment of Core Laboratories. Core Laboratories, however, makes no warranty or representation, express or implied, of any type, and expressly disclaims same as to the productivity, proper operations or profitableness of any oil, gas, coal or other mineral property, well or sand in connection with which such report is used or relied upon for any reason whatsoever. This report shall not be reproduced, in whole or in part, without the written approval of Core Laboratories.

CORE LABORATORIES

QUALITY CONTROL RESULTS

Job Number: 962701 Date: 11/18/96

CUSTOMER: Daniel B. Stephens & Associates PROJECT: 6033.2 ATTN: Bob Marley

Test Method.....: SW-846 6010A Batch.....: 14069 Analyst...: smh
Method Description.: Metals Analysis (ICAP Trace) Reporting Limit...: 0.05
Parameter.....: Lead (Pb) Units.....: mg/L

QC	Lab ID	Reagent	QC Result	QC Result	True Value	Orig. Value	Calc. Result	Units	Date/Time
MS	962752-2	960917G	0.87568		1.000	0.00208	87.4	% REC	10/05/96 0138
MSD	962752-2	960917G	0.89736	0.87568	1.000	0.00208	89.5	% REC	10/05/96 0142
							2.4	RPD	
SD	962752-2		0.00242			0.00208		% Diff.	10/05/96 0144
ISB		960929R	0.87577		1.000		87.6	% REC	10/05/96 0150
CRI		960929S	0.00822		0.002500		328.8	% REC	10/05/96 0156
CCV		960809Z	0.99000		1.0		99.0	% REC	10/05/96 0207
CCB		960920Z	0.00064						10/05/96 0216

Test Method.....: SW-846 6010A Batch.....: 14069 Analyst...: smh
Method Description.: Metals Analysis (ICAP Trace) Reporting Limit...: 0.1
Parameter.....: Selenium (Se) Units.....: mg/L

QC	Lab ID	Reagent	QC Result	QC Result	True Value	Orig. Value	Calc. Result	Units	Date/Time
ICV		960716T	2.06049		2.00		103.0	% REC	10/04/96 0909
ICB		960920Z	0.00550						10/04/96 0950
ISB		960929R	1.05860		1.000		105.9	% REC	10/04/96 0959
MB		1003	0.00038						10/04/96 1011
LCS		960923H	1.03035		1.00		103.0	% REC	10/04/96 1012
CRI		960929S	0.00505		0.002500		202.0	% REC	10/04/96 1030
CCV		960809Z	2.58389		2.5		103.4	% REC	10/04/96 1133
CCB		960920Z	0.00476						10/04/96 1259
MS	962729-1	960917G	0.99998		1.000	-0.00044	100.0	% REC	10/04/96 1309
MSD	962729-1	960917G	1.03941	0.99998	1.000	-0.00044	104.0	% REC	10/04/96 1311
							3.9	RPD	
MD	962729-2		0.00007			0.00262	0.00255	ABS Diff.	10/04/96 1333
CCV		960809Z	2.51706		2.5		100.7	% REC	10/04/96 1339
CCB		960920Z	-0.00275						10/04/96 1344
SD	962729-2		0.00262			0.00062		% Diff.	10/04/96 1403
MD	962642-4		0.00676			0.00768	0.00092	ABS Diff.	10/04/96 1424
CCV		960809Z	2.43556		2.5		97.4	% REC	10/04/96 1432
CCB		960920Z	-0.00533						10/04/96 1442
SD	962642-7		0.00139			0.00471		% Diff.	10/04/96 1455
MS	962684-1	960917G	1.04151		1.000	-0.00165	104.3	% REC	10/04/96 1516
MSD	962684-1	960917G	1.00463	1.04151	1.000	-0.00165	100.6	% REC	10/04/96 1518
							3.6	RPD	
CCV		960809Z	2.52822		2.5		101.1	% REC	10/04/96 1523
CCB		960920Z	0.00518						10/04/96 1533
PDS	962684-1	960917G	0.94077		1.000	-0.00165	94.2	% REC	10/04/96 1653
PSD	962684-1	960917G	0.93034	0.94077	1.000	-0.00165	93.2	% REC	10/04/96 1657
							1.1	RPD	
CCV		960809Z	2.59201		2.5		103.7	% REC	10/04/96 1754
CCB		960920Z	0.00188						10/04/96 1805
CCV		960809Z	2.49593		2.5		99.8	% REC	10/04/96 2102
CCB		960920Z	-0.00056						10/04/96 2112
MB		1004	0.00113						10/04/96 2208
LCS		961003H	0.90543		1.00		90.5	% REC	10/04/96 2216
CCV		960809Z	2.49262		2.5		99.7	% REC	10/04/96 2221
CCB		960920Z	0.00006						10/04/96 2243
MD	962756-1		-0.00959			0.00453	0.01412	ABS Diff.	10/04/96 2259
CCV		960809Z	2.61471		2.5		104.6	% REC	10/04/96 2327

The analytical results, opinions or interpretations contained in this report are based upon information and material supplied by the client for whose exclusive and confidential use this report has been made. The analytical results, opinions or interpretations represent the best judgment of Core Laboratories. Core Laboratories, however, makes no warranty or representation, express or implied, of any type, and expressly disclaims same as to the productivity, proper operations or profitableness of any oil, gas or other mineral property, well or sand in connection with which such report is used or relied upon for any reason whatsoever. This report shall not be reproduced, in whole or in part, without the written approval of Core Laboratories.

CORE LABORATORIES

QUALITY CONTROL RESULTS

Job Number: 962701 Date: 11/18/96

CUSTOMER: Daniel B. Stephens & Associates PROJECT: 6033.2 ATTN: Bob Marley

Test Method.....: SW-846 6010A
Method Description.: Metals Analysis (ICAP Trace)
Parameter.....: Selenium (Se)
Batch.....: 14069
Reporting Limit...: 0.1
Units.....: mg/L
Analyst...: smh

QC	Lab ID	Reagent	QC Result	QC Result	True Value	Orig. Value	Calc. Result	Units	Date/Time
CCB		960920Z	-0.00179						10/04/96 2353
MD	962701-7		0.00523			-0.00192	0.00715	ABS Diff.	10/05/96 0008
CCV		960809Z	2.55340		2.5		102.1	% REC	10/05/96 0031
CCB		960920Z	0.00642						10/05/96 0039
CCV		960809Z	2.61686		2.5		104.7	% REC	10/05/96 0114
CCB		960920Z	-0.00691						10/05/96 0125
MS	962752-2	960917G	0.96484		1.000	-0.01359	97.8	% REC	10/05/96 0138
MSD	962752-2	960917G	0.96776	0.96484	1.000	-0.01359	98.1	% REC	10/05/96 0142
							0.3	RPD	
SD	962752-2		-0.00529			-0.01359		% Diff.	10/05/96 0144
ISB		960929R	0.97572		1.000		97.6	% REC	10/05/96 0150
CRI		960929S	-0.00426		0.002500		-170.4	% REC	10/05/96 0156
CCV		960809Z	2.54221		2.5		101.7	% REC	10/05/96 0207
CCB		960920Z	-0.00268						10/05/96 0216

Test Method.....: SW-846 7470
Method Description.: Mercury (CVAA)
Parameter.....: Mercury (Hg)
Batch.....: 14079
Reporting Limit...: 0.0002
Units.....: mg/L
Analyst...: lmt

QC	Lab ID	Reagent	QC Result	QC Result	True Value	Orig. Value	Calc. Result	Units	Date/Time
ICV		960624G	0.003830		0.004000		95.8	% REC	10/05/96 1510
ICB		10056	0.000112						10/05/96 1511
MB		1004	0.000112						10/05/96 1512
CCV		960930N	0.005279		0.005000		105.6	% REC	10/05/96 1524
CCB		10056	-0.000045						10/05/96 1526
CCV		960930N	0.005474		0.005000		109.5	% REC	10/05/96 1539
CCB		10056	-0.000162						10/05/96 1540
MS	962729-1	960930N	0.005240		0.005000	0.000033	104.1	% REC	10/05/96 1541
MD	962729-2		0.000033			0.000151	0.00011	ABS Diff.	10/05/96 1545
CCV		960930N	0.005122		0.005000		102.4	% REC	10/05/96 1553
CCB		10056	-0.000045						10/05/96 1554
MB		1004	0.000033						10/05/96 1600
MB		1004	0.000033						10/05/96 1601
LCS		960097	0.001521		0.00150		101.4	% REC	10/05/96 1603
MD	962638-1		0.000190			0.000151	0.00003	ABS Diff.	10/05/96 1605
CCV		960930N	0.005240		0.005000		104.8	% REC	10/05/96 1607
CCB		10056	0.000151						10/05/96 1609
MS	962638-2	960930N	0.005553		0.005000	0.000268	105.7	% REC	10/05/96 1610
CCV		960930N	0.005240		0.005000		104.8	% REC	10/05/96 1622
CCB		10056	0.000032						10/05/96 1623
CCV		960930N	0.005122		0.005000		102.4	% REC	10/05/96 1629
CCB		10056	0.000112						10/05/96 1630

Test Method.....: SW-846 7471
Method Description.: Mercury (CVAA)
Parameter.....: Mercury (Hg)
Batch.....: 14079
Reporting Limit...: 0.0002
Units.....: mg/L
Analyst...: lmt

QC	Lab ID	Reagent	QC Result	QC Result	True Value	Orig. Value	Calc. Result	Units	Date/Time
ICV		960624G	0.003830		0.004000		95.8	% REC	10/05/96 1510

The analytical results, opinions or interpretations contained in this report are based upon information and material supplied by the client for whose exclusive and confidential use this report has been made. The analytical results, opinions or interpretations expressed represent the best judgment of Core Laboratories. Core Laboratories, however, makes no warranty or representation, express or implied, of any type, and expressly disclaims same as to the productivity, proper operations or profitableness of any oil, gas, or other mineral properties, well or sand in connection with which such report is used or relied upon for any reason whatsoever. This report shall not be reproduced, in whole or in part, without the written approval of Core Laboratories.

CORE LABORATORIES

QUALITY CONTROL RESULTS

Job Number: 962701 Date: 11/18/96

CUSTOMER: Daniel B. Stephens & Associates PROJECT: 6033.2 ATTN: Bob Marley

Test Method.....: SW-846 7471 Batch.....: 14079 Analyst...: lmt
Method Description.: Mercury (CVAA) Reporting Limit...: 0.0002
Parameter.....: Mercury (Hg) Units.....: mg/L

QC	Lab ID	Reagent	QC Result	QC Result	True Value	Orig. Value	Calc. Result	Units	Date/Time
ICB		10056	0.000112						10/05/96 1511
MB		1004	0.000112						10/05/96 1512
CCV		960930N	0.005279		0.005000		105.6	% REC	10/05/96 1524
CCB		10056	-0.000045						10/05/96 1526
CCV		960930N	0.005474		0.005000		109.5	% REC	10/05/96 1539
CCB		10056	-0.000162						10/05/96 1540
MS	962729-1	960930N	0.005240		0.005000	0.000033	104.1	% REC	10/05/96 1541
MD	962729-2		0.000033			0.000151	0.00011	ABS Diff.	10/05/96 1545
CCV		960930N	0.005122		0.005000		102.4	% REC	10/05/96 1553
CCB		10056	-0.000045						10/05/96 1554
MB		1004	0.000033						10/05/96 1600
MB		1004	0.000033						10/05/96 1601
LCS		960097	0.001521		0.00150		101.4	% REC	10/05/96 1603
MD	962638-1		0.000190			0.000151	0.00003	ABS Diff.	10/05/96 1605
CCV		960930N	0.005240		0.005000		104.8	% REC	10/05/96 1607
CCB		10056	0.000151						10/05/96 1609
MS	962638-2	960930N	0.005553		0.005000	0.000268	105.7	% REC	10/05/96 1610
CCV		960930N	0.005240		0.005000		104.8	% REC	10/05/96 1622
CCB		10056	0.000032						10/05/96 1623
CCV		960930N	0.005122		0.005000		102.4	% REC	10/05/96 1629
CCB		10056	0.000112						10/05/96 1630

Test Method.....: SW-846 6010A Batch.....: 14180 Analyst...: smh
Method Description.: Metals Analysis (ICAP) Reporting Limit...: 0.05
Parameter.....: Arsenic (As) Units.....: mg/L

QC	Lab ID	Reagent	QC Result	QC Result	True Value	Orig. Value	Calc. Result	Units	Date/Time
ICV		960429Z	1.92494		2.00		96.2	% REC	10/08/96 1732
ICB		960614M	-0.00107						10/08/96 1917
ISB		960929R	0.97228		1.000		97.2	% REC	10/08/96 1926
MB		0926	-0.00207						10/08/96 1950
LCS		960097	0.76209		0.754		101.1	% REC	10/08/96 1952
MS	962614-2	960917G	0.97538		1.000	0.04893	92.6	% REC	10/08/96 2002
CCV		960821N	2.35356		2.5		94.1	% REC	10/08/96 2019
CCB		960614M	-0.00231						10/08/96 2022
MB		1003	-0.00369						10/08/96 2055
LCS		960097	0.79928		0.754		106.0	% REC	10/08/96 2059
MD	962675-3		0.10633			0.12795	0.02162	ABS Diff.	10/08/96 2107
MS	962675-4	960917G	1.11256		1.000	0.05974	105.3	% REC	10/08/96 2112
CCV		960821N	2.43689		2.5		97.5	% REC	10/08/96 2133
CCB		960614M	0.00263						10/08/96 2146
CCV		960821N	2.49212		2.5		99.7	% REC	10/09/96 0029
CCB		960614M	0.00117						10/09/96 0036
CCV		960821N	2.45944		2.5		98.4	% REC	10/09/96 0119
CCB		960614M	0.00157						10/09/96 0124
ISB		960929R	1.01929		1.000		101.9	% REC	10/09/96 0130
CCV		960821N	2.48674		2.5		99.5	% REC	10/09/96 0135
CCB		960614M	0.00359						10/09/96 0140

The analytical results, opinions or interpretations contained in this report are based upon information and material supplied by the client for whose exclusive and confidential use this report has been made. The analytical results, opinions or interpretations expressed represent the best judgment of Core Laboratories. Core Laboratories, however, makes no warranty or representation, express or implied, of any type, and expressly disclaims same as to the productivity, proper operations or profitableness of any oil, gas or other mineral property or stratum in connection with which such report is used or relied upon for any reason whatsoever. This report shall not be reproduced, in whole or in part, without the written approval of Core Laboratories.

CORE LABORATORIES

QUALITY CONTROL RESULTS

Job Number: 962701 Date: 11/18/96

CUSTOMER: Daniel B. Stephens & Associates PROJECT: 6033.2 ATTN: Bob Marley

Test Method.....: SW-846 6010A
Method Description.: Metals Analysis (ICAP)
Parameter.....: Barium (Ba)
Batch.....: 14180
Reporting Limit...: 0.01
Units.....: mg/L
Analyst...: smh

QC	Lab ID	Reagent	QC Result	QC Result	True Value	Orig. Value	Calc. Result	Units	Date/Time
ICV		960725M	0.92565		1.00		92.6	% REC	10/08/96 1735
ICB		960614M	0.00000						10/08/96 1917
ISB		960929R	0.53698		0.5000		107.4	% REC	10/08/96 1926
MB		0926	-0.00001						10/08/96 1950
LCS		960097	1.05021		1.06		99.1	% REC	10/08/96 1952
MS	962614-2	960917G	3.66925		1.000	1.35669	231.3	% REC	10/08/96 2002
PDS	962614-2	960917G	2.34411		1.000	1.35669	98.7	% REC	10/08/96 2008
CCV		960821N	4.83883		5.0		96.8	% REC	10/08/96 2019
CCB		960614M	0.00022						10/08/96 2022
MB		1003	-0.00066						10/08/96 2055
LCS		960097	1.09725		1.06		103.5	% REC	10/08/96 2059
MD	962675-3		1.14332			1.12506	1.6	RPD	10/08/96 2107
MS	962675-4	960917G	4.30288		1.000	5.50379	-120.1	% REC	10/08/96 2112
PDS	962675-4	960917G	6.50141		1.000	5.50379	99.8	% REC	10/08/96 2117
CCV		960821N	4.75046		5.0		95.0	% REC	10/08/96 2133
CCB		960614M	-0.00044						10/08/96 2146
CCV		960821N	4.74699		5.0		94.9	% REC	10/09/96 0029
CCB		960614M	-0.00011						10/09/96 0036
CCV		960821N	4.70335		5.0		94.1	% REC	10/09/96 0119
CCB		960614M	0.00022						10/09/96 0124
ISB		960929R	0.53033		0.5000		106.1	% REC	10/09/96 0130
CCV		960821N	4.73513		5.0		94.7	% REC	10/09/96 0135
CCB		960614M	0.00010						10/09/96 0140

Test Method.....: SW-846 6010A
Method Description.: Metals Analysis (ICAP)
Parameter.....: Cadmium (Cd)
Batch.....: 14180
Reporting Limit...: 0.005
Units.....: mg/L
Analyst...: smh

QC	Lab ID	Reagent	QC Result	QC Result	True Value	Orig. Value	Calc. Result	Units	Date/Time
ICV		960429Z	1.91044		2.00		95.5	% REC	10/08/96 1732
ICB		960614M	-0.00026						10/08/96 1917
ISB		960929R	0.94297		1.000		94.3	% REC	10/08/96 1926
MB		0926	0.00032						10/08/96 1950
LCS		960097	0.42611		0.454		93.9	% REC	10/08/96 1952
MS	962614-2	960917G	0.91540		1.000	-0.00142	91.7	% REC	10/08/96 2002
CCV		960821N	0.93622		1.0		93.6	% REC	10/08/96 2019
CCB		960614M	-0.00016						10/08/96 2022
MB		1003	0.00001						10/08/96 2055
LCS		960097	0.44172		0.454		97.3	% REC	10/08/96 2059
MD	962675-3		0.00014			0.00000	0.00014	ABS Diff.	10/08/96 2107
MS	962675-4	960917G	0.97452		1.000	0.00140	97.3	% REC	10/08/96 2112
CCV		960821N	0.97354		1.0		97.4	% REC	10/08/96 2133
CCB		960614M	0.00035						10/08/96 2146
CCV		960821N	1.02452		1.0		102.5	% REC	10/09/96 0029
CCB		960614M	0.00010						10/09/96 0036
CCV		960821N	1.01216		1.0		101.2	% REC	10/09/96 0119
CCB		960614M	0.00001						10/09/96 0124
ISB		960929R	1.02596		1.000		102.6	% REC	10/09/96 0130
CCV		960821N	1.01628		1.0		101.6	% REC	10/09/96 0135
CCB		960614M	0.00051						10/09/96 0140

The analytical results, opinions or interpretations contained in this report are based upon information and material supplied by the client for whose exclusive and confidential use this report has been made. The analytical results, opinions or interpretations expressed represent the best judgment of Core Laboratories. Core Laboratories, however, makes no warranty or representation, express or implied, of any type, and expressly disclaims same as to the productivity, proper operations or profitableness of any oil, gas, or other mineral property, well or sand in connection with which such report is used or relied upon for any reason whatsoever. This report shall not be reproduced, in whole or in part, without the written approval of Core Laboratories.

CORE LABORATORIES

QUALITY CONTROL RESULTS

Job Number: 962701 Date: 11/18/96

CUSTOMER: Daniel B. Stephens & Associates PROJECT: 6033.2 ATTN: Bob Marley

Test Method.....: SW-846 6010A
Method Description.: Metals Analysis (ICAP)
Parameter.....: Chromium (Cr)
Batch.....: 14180
Reporting Limit...: 0.01
Units.....: mg/L
Analyst...: smh

QC	Lab ID	Reagent	QC Result	QC Result	True Value	Orig. Value	Calc. Result	Units	Date/Time
ICV		960429Z	1.89787		2.00		94.9	% REC	10/08/96 1732
ICB		960614M	0.00139						10/08/96 1917
ISB		960929R	0.49576		0.5000		99.2	% REC	10/08/96 1926
MB		0926	-0.00104						10/08/96 1950
LCS		960097	0.70308		0.71		99.0	% REC	10/08/96 1952
MS	962614-2	960917G	1.08239		1.000	0.14344	93.9	% REC	10/08/96 2002
CCV		960821N	2.34774		2.5		93.9	% REC	10/08/96 2019
CCB		960614M	0.00017						10/08/96 2022
MB		1003	0.00070						10/08/96 2055
LCS		960097	0.73003		0.71		102.8	% REC	10/08/96 2059
MD	962675-3		0.07068			0.08358	16.7	RPD	10/08/96 2107
MS	962675-4	960917G	1.12462		1.000	0.08291	104.2	% REC	10/08/96 2112
CCV		960821N	2.29080		2.5		91.6	% REC	10/08/96 2133
CCB		960614M	0.00069						10/08/96 2146
CCV		960821N	2.37203		2.5		94.9	% REC	10/09/96 0029
CCB		960614M	-0.00034						10/09/96 0036
CCV		960821N	2.34915		2.5		94.0	% REC	10/09/96 0119
CCB		960614M	-0.00157						10/09/96 0124
ISB		960929R	0.49796		0.5000		99.6	% REC	10/09/96 0130
CCV		960821N	2.35543		2.5		94.2	% REC	10/09/96 0135
CCB		960614M	0.00087						10/09/96 0140

Test Method.....: SW-846 6010A
Method Description.: Metals Analysis (ICAP)
Parameter.....: Lead (Pb)
Batch.....: 14180
Reporting Limit...: 0.05
Units.....: mg/L
Analyst...: smh

QC	Lab ID	Reagent	QC Result	QC Result	True Value	Orig. Value	Calc. Result	Units	Date/Time
ICV		960429Z	1.90409		2.00		95.2	% REC	10/08/96 1732
ICB		960614M	0.00289						10/08/96 1917
ISB		960929R	0.94126		1.000		94.1	% REC	10/08/96 1926
MB		0926	0.00141						10/08/96 1950
LCS		960097	0.50113		0.535		93.7	% REC	10/08/96 1952
MS	962614-2	960917G	0.98372		1.000	0.08488	89.9	% REC	10/08/96 2002
CCV		960821N	0.93509		1.0		93.5	% REC	10/08/96 2019
CCB		960614M	0.00193						10/08/96 2022
MB		1003	-0.00136						10/08/96 2055
LCS		960097	0.53642		0.535		100.3	% REC	10/08/96 2059
MD	962675-3		0.06753			0.09593	0.02840	ABS Diff.	10/08/96 2107
MS	962675-4	960917G	1.03442		1.000	0.03079	100.4	% REC	10/08/96 2112
CCV		960821N	0.97615		1.0		97.6	% REC	10/08/96 2133
CCB		960614M	-0.00027						10/08/96 2146
CCV		960821N	1.03760		1.0		103.8	% REC	10/09/96 0029
CCB		960614M	-0.00084						10/09/96 0036
CCV		960821N	1.03020		1.0		103.0	% REC	10/09/96 0119
CCB		960614M	0.00101						10/09/96 0124
ISB		960929R	1.02990		1.000		103.0	% REC	10/09/96 0130
CCV		960821N	1.02242		1.0		102.2	% REC	10/09/96 0135
CCB		960614M	-0.00287						10/09/96 0140

The analytical results, opinions or interpretations contained in this report are based upon information and material supplied by the client for whose exclusive and confidential use this report has been made. The analytical results, opinions or interpretations expressed represent the best judgment of Core Laboratories. Core Laboratories, however, makes no warranty or representation, express or implied, of any type, and expressly disclaims same as to the productivity, proper operations or profitableness of any oil, gas, or other mineral, property, well, or sand in connection with which such report is used or relied upon for any reason whatsoever. This report shall not be reproduced, in whole or in part, without the written approval of Core Laboratories.

CORE LABORATORIES

QUALITY CONTROL RESULTS

Job Number: 962701 Date: 11/18/96

CUSTOMER: Daniel B. Stephens & Associates PROJECT: 6033.2 ATTN: Bob Marley

Test Method.....: SW-846 6010A
Method Description.: Metals Analysis (ICAP)
Parameter.....: Selenium (Se)
Batch.....: 14180
Reporting Limit...: 0.1
Units.....: mg/L
Analyst...: smh

QC	Lab ID	Reagent	QC Result	QC Result	True Value	Orig. Value	Calc. Result	Units	Date/Time
ICV		960429Z	1.85002		2.00		92.5	% REC	10/08/96 1732
ICB		960614M	-0.00603						10/08/96 1917
ISB		960929R	0.99311		1.000		99.3	% REC	10/08/96 1926
MB		0926	0.00493						10/08/96 1950
LCS		960097	0.65676		0.723		90.8	% REC	10/08/96 1952
MS	962614-2	960917G	0.82275		1.000	0.00415	81.9	% REC	10/08/96 2002
CCV		960821N	2.26509		2.5		90.6	% REC	10/08/96 2019
CCB		960614M	0.00173						10/08/96 2022
MB		1003	-0.00354						10/08/96 2055
LCS		960097	0.68805		0.723		95.2	% REC	10/08/96 2059
MD	962675-3		0.01589			0.00472	0.01117	ABS Diff.	10/08/96 2107
MS	962675-4	960917G	1.02245		1.000	0.05156	97.1	% REC	10/08/96 2112
CCV		960821N	2.37271		2.5		94.9	% REC	10/08/96 2133
CCB		960614M	-0.00040						10/08/96 2146
CCV		960821N	2.45095		2.5		98.0	% REC	10/09/96 0029
CCB		960614M	-0.00846						10/09/96 0036
CCV		960821N	2.41166		2.5		96.5	% REC	10/09/96 0119
CCB		960614M	-0.00437						10/09/96 0124
ISB		960929R	1.07648		1.000		107.6	% REC	10/09/96 0130
CCV		960821N	2.42454		2.5		97.0	% REC	10/09/96 0135
CCB		960614M	0.00641						10/09/96 0140

Test Method.....: SW-846 6010A
Method Description.: Metals Analysis (ICAP)
Parameter.....: Silver (Ag)
Batch.....: 14180
Reporting Limit...: 0.01
Units.....: mg/L
Analyst...: smh

QC	Lab ID	Reagent	QC Result	QC Result	True Value	Orig. Value	Calc. Result	Units	Date/Time
ICV		960725M	00.90735		1.00		90.7	% REC	10/08/96 1735
ICB		960614M	0.00290						10/08/96 1917
ISB		960929R	1.09994		1.000		110.0	% REC	10/08/96 1926
MB		0926	-0.00383						10/08/96 1950
LCS		960097	1.24931		1.16		107.7	% REC	10/08/96 1952
MS	962614-2	960917G	1.07683		1.000	-0.00191	107.9	% REC	10/08/96 2002
CCV		960816Z	2.58783		2.500		103.5	% REC	10/08/96 2014
CCB		960614M	-0.00038						10/08/96 2022
MB		1003	-0.00067						10/08/96 2055
LCS		960097	1.29878		1.16		112.0	% REC	10/08/96 2059
MD	962675-3		-0.00154			-0.00417	0.00263	ABS Diff.	10/08/96 2107
MS	962675-4	960917G	1.25280		1.000	-0.00117	125.4	% REC	10/08/96 2112
PDS	962675-4	960917G	1.11796		1.000	-0.00117	111.9	% REC	10/08/96 2117
CCV		960816Z	2.57220		2.500		102.9	% REC	10/08/96 2127
CCB		960614M	-0.00005						10/08/96 2146
CCV		960816Z	2.53493		2.500		101.4	% REC	10/09/96 0026
CCB		960614M	-0.00031						10/09/96 0036
CCV		960816Z	2.50387		2.500		100.2	% REC	10/09/96 0116
CCB		960614M	-0.00121						10/09/96 0124
ISB		960929R	0.82793		1.000		82.8	% REC	10/09/96 0130
CCV		960816Z	2.53143		2.500		101.3	% REC	10/09/96 0132
CCB		960614M	-0.00175						10/09/96 0140

The analytical results, opinions or interpretations contained in this report are based upon information and material supplied by the client for whose exclusive and confidential use this report has been made. The analytical results, opinions or interpretations expressed represent the best judgment of Core Laboratories. Core Laboratories, however, makes no warranty or representation, express or implied, of any type, and expressly disclaims same as to the productivity, proper operations or profitableness of any oil, gas or other mineral, property, well or sand in connection with which such report is used or relied upon for any reason whatsoever. This report shall not be reproduced, in whole or in part, without the written approval of Core Laboratories.

CORE LABORATORIES

QUALITY CONTROL RESULTS

Job Number: 962701 Date: 11/18/96

CUSTOMER: Daniel B. Stephens & Associates PROJECT: 6033.2 ATTN: Bob Marley

Test Method.....: SW-846 6010A Batch.....: 14810 Analyst...: gag
Method Description.: Metals Analysis (ICAP) Reporting Limit...: 0.3
Parameter.....: Potassium (K) Units.....: mg/L

QC	Lab ID	Reagent	QC Result	QC Result	True Value	Orig. Value	Calc. Result	Units	Date/Time
ICV		960412T	46.49353		50.000000		93.0	% REC	10/07/96 1938
ICB		960920Z	-0.08113						10/07/96 2031
ISB		960929R	8.25638		10.000		82.6	% REC	10/07/96 2039
MB		1004	0.03724						10/07/96 2102
LCS		960912Y	46.42146		50.000000		92.8	% REC	10/07/96 2106
MD	962701-7		4.99107			5.26127	5.3	RPD	10/07/96 2122
CCV		960821M	96.54833		100.00		96.5	% REC	10/07/96 2125
CCB		960920Z	0.07827						10/07/96 2144
MS	962752-2	960917G	50.60842		50.000	1.67061	97.9	% REC	10/07/96 2152
MB		1007	-0.01960						10/07/96 2158
LCS		960912Y	51.20744		50.000000		102.4	% REC	10/07/96 2210
MD	962718-2		4.50217			4.39020	2.5	RPD	10/07/96 2215
MS	962718-4	960917G	50.68079		50.000	1.46468	98.4	% REC	10/07/96 2220
CCV		960821M	96.52394		100.00		96.5	% REC	10/07/96 2223
CCB		960920Z	0.01273						10/07/96 2235
PDS	962718-4	960917G	49.43554		50.000	1.46468	95.9	% REC	10/07/96 2242
ISB		960929R	8.44958		10.000		84.5	% REC	10/08/96 0027
CCV		960821M	92.74407		100.00		92.7	% REC	10/08/96 0044
CCB		960920Z	-0.02425						10/08/96 0113

Test Method.....: SW-846 6010A Batch.....: 15142 Analyst...: smh
Method Description.: Metals Analysis (ICAP) Reporting Limit...: 0.01
Parameter.....: Copper (Cu) Units.....: mg/L

QC	Lab ID	Reagent	QC Result	QC Result	True Value	Orig. Value	Calc. Result	Units	Date/Time
ICV		960716T	1.97447		2.00		98.7	% REC	10/04/96 0909
ICB		960920Z	-0.00023						10/04/96 0950
ISB		960929R	0.56050		0.5000		112.1	% REC	10/04/96 0959
CCV		960809Z	2.55530		2.5		102.2	% REC	10/04/96 1133
CCB		960920Z	0.00037						10/04/96 1259
CCV		960809Z	2.56640		2.5		102.7	% REC	10/04/96 1339
CCB		960920Z	0.00019						10/04/96 1344
CCV		960809Z	2.48184		2.5		99.3	% REC	10/04/96 1432
CCB		960920Z	0.00068						10/04/96 1442
CCV		960809Z	2.53522		2.5		101.4	% REC	10/04/96 1523
CCB		960920Z	0.00099						10/04/96 1533
CCV		960809Z	2.59874		2.5		103.9	% REC	10/04/96 1754
CCB		960920Z	0.00080						10/04/96 1805
CCV		960809Z	2.60432		2.5		104.2	% REC	10/04/96 2102
CCB		960920Z	0.00160						10/04/96 2112
MB		1004	0.00146						10/04/96 2208
LCS		961003H	1.06304		1.00		106.3	% REC	10/04/96 2216
CCV		960809Z	2.57480		2.5		103.0	% REC	10/04/96 2221
CCB		960920Z	-0.00085						10/04/96 2243
MD	962756-1		0.11865			0.11935	0.6	RPD	10/04/96 2259
CCV		960809Z	2.56389		2.5		102.6	% REC	10/04/96 2327
CCB		960920Z	-0.00125						10/04/96 2353
MD	962701-7		0.00288			0.00687	0.00399	ABS Diff.	10/05/96 0008
CCV		960809Z	2.42545		2.5		97.0	% REC	10/05/96 0031
CCB		960920Z	-0.00198						10/05/96 0039
CCV		960809Z	2.43772		2.5		97.5	% REC	10/05/96 0114

The analytical results, opinions or interpretations contained in this report are based upon information and material supplied by the client for whose exclusive and confidential use this report has been made. The analytical results, opinions or interpretations expressed represent the best judgment of Core Laboratories. Core Laboratories, however, makes no warranty or representation, express or implied, of any type, and expressly disclaims same as to the productivity, proper operations or profitableness of any oil, gas or other mineral well or property, or any other matter with which such report is used or relied upon for any reason whatsoever. This report shall not be reproduced, in whole or in part, without the written approval of Core Laboratories.

CORE LABORATORIES

QUALITY CONTROL RESULTS

Job Number: 962701 Date: 11/18/96

CUSTOMER: Daniel B. Stephens & Associates PROJECT: 6033.2 ATTN: Bob Marley

Test Method.....: SW-846 6010A
Method Description.: Metals Analysis (ICAP)
Parameter.....: Copper (Cu)
Batch.....: 15142
Detection Limit...: 0.01
Units.....: mg/L
Analyst...: smh

QC	Lab ID	Reagent	QC Result	QC Result	True Value	Orig. Value	Calc. Result	Units	F	Date/Time
CCB		960920Z	-0.00072							10/05/96 0125
MS	962752-2	960917G	0.98767		1.000	0.00549	98.2	% REC		10/05/96 0138
ISB		960929R	0.42468		0.5000		84.9	% REC		10/05/96 0150
CRI		960929S	0.00432		0.005000		86.4	% REC		10/05/96 0156
CCV		960809Z	2.43357		2.5		97.3	% REC		10/05/96 0207
CCB		960920Z	0.00020							10/05/96 0216

Test Method.....: SW-846 6010A
Method Description.: Metals Analysis (ICAP)
Parameter.....: Zinc (Zn)
Batch.....: 15142
Detection Limit...: 0.01
Units.....: mg/L
Analyst...: smh

QC	Lab ID	Reagent	QC Result	QC Result	True Value	Orig. Value	Calc. Result	Units	F	Date/Time
ICV		960716T	2.02158		2.00		101.1	% REC		10/04/96 0909
ICB		960920Z	-0.00289							10/04/96 0950
ISB		960929R	1.08219		1.000		108.2	% REC		10/04/96 0959
CCV		960809Z	2.60748		2.5		104.3	% REC		10/04/96 1133
CCB		960920Z	-0.00024							10/04/96 1259
CCV		960809Z	2.55666		2.5		102.3	% REC		10/04/96 1339
CCB		960920Z	0.00090							10/04/96 1344
CCV		960809Z	2.47472		2.5		99.0	% REC		10/04/96 1432
CCB		960920Z	0.00043							10/04/96 1442
CCV		960809Z	2.54798		2.5		101.9	% REC		10/04/96 1523
CCB		960920Z	-0.00001							10/04/96 1533
CCV		960809Z	2.61119		2.5		104.4	% REC		10/04/96 1754
CCB		960920Z	-0.00069							10/04/96 1805
CCV		960809Z	2.45706		2.5		98.3	% REC		10/04/96 2102
CCB		960920Z	0.00101							10/04/96 2112
MB		1004	0.00238							10/04/96 2208
LCS		961003H	0.98939		1.00		98.9	% REC		10/04/96 2216
CCV		960809Z	2.46571		2.5		98.6	% REC		10/04/96 2221
CCB		960920Z	-0.00424							10/04/96 2243
MD	962756-1		1.76668			1.70855	3.3	RPD		10/04/96 2259
CCV		960809Z	2.57608		2.5		103.0	% REC		10/04/96 2327
CCB		960920Z	-0.00409							10/04/96 2353
MD	962701-7		0.02653			0.03780	0.01127	ABS Diff.	*	10/05/96 0008
CCV		960809Z	2.51520		2.5		100.6	% REC		10/05/96 0031
CCB		960920Z	-0.00000							10/05/96 0039
CCV		960809Z	2.39988		2.5		96.0	% REC		10/05/96 0114
CCB		960920Z	0.00000							10/05/96 0125
MS	962752-2	960917G	0.94184		1.000	0.03993	90.2	% REC		10/05/96 0138
ISB		960929R	0.91699		1.000		91.7	% REC		10/05/96 0150
CRI		960929S	0.00815		0.005000		163.0	% REC		10/05/96 0156
CCV		960809Z	2.43870		2.5		97.5	% REC		10/05/96 0207
CCB		960920Z	0.00049							10/05/96 0216

The analytical results, opinions or interpretations contained in this report are based upon information and material supplied by the client for whose exclusive and confidential use this report has been made. The analytical results, opinions or interpretations expressed represent the best judgment of Core Laboratories. Core Laboratories, however, makes no warranty or representation, express or implied, of any type, and expressly disclaims same as to the productivity, proper operations or profitableness of any oil, gas, coal or other mineral property, well or sand in connection with which such report is used or relied upon for any reason whatsoever. This report shall not be reproduced, in whole or in part, without the written approval of Core Laboratories.

CORE LABORATORIES

QUALITY CONTROL RESULTS

Job Number: 962701 Date: 11/18/96

CUSTOMER: Daniel B. Stephens & Associates PROJECT: 6033.2 ATTN: Bob Marley

Test Method.....: SW-846 6010A
Method Description.: Metals Analysis (ICAP)
Parameter.....: Zinc (Zn)
Batch.....: 15146
Detection Limit...: 0.01
Units.....: mg/L
Analyst...: smh

QC	Lab ID	Reagent	QC Result	QC Result	True Value	Orig. Value	Calc. Result	Units	F	Date/Time
ICV		960429Z	1.97185		2.00		98.6	% REC		10/08/96 1732
ICB		960614M	0.00033							10/08/96 1917
ISB		960929R	1.00238		1.000		100.2	% REC		10/08/96 1926
MB		0926	0.01058							10/08/96 1950
LCS		960097	1.28391		1.34		95.8	% REC		10/08/96 1952
MS	962614-2	960917G	1.38173		1.000	0.41673	96.5	% REC		10/08/96 2002
CCV		960821N	2.41861		2.5		96.7	% REC		10/08/96 2019
CCB		960614M	0.00017							10/08/96 2022
MB		1003	0.00871							10/08/96 2055
LCS		960097	1.34712		1.34		100.5	% REC		10/08/96 2059
MD	962675-3		0.27551			0.34471	22.3	RPD	*	10/08/96 2107
MS	962675-4	960917G	1.30662		1.000	0.15830	114.8	% REC		10/08/96 2112
CCV		960821N	2.36524		2.5		94.6	% REC		10/08/96 2133
CCB		960614M	-0.00015							10/08/96 2146
CCV		960821N	2.41759		2.5		96.7	% REC		10/09/96 0029
CCB		960614M	0.00001							10/09/96 0036
CCV		960821N	2.55754		2.5		102.3	% REC		10/09/96 0119
CCB		960614M	0.00037							10/09/96 0124
ISB		960929R	1.07221		1.000		107.2	% REC		10/09/96 0130
CCV		960821N	2.57622		2.5		103.0	% REC		10/09/96 0135
CCB		960614M	-0.00052							10/09/96 0140

Test Method.....: SW-846 6010A
Method Description.: Metals Analysis (ICAP)
Parameter.....: Copper (Cu)
Batch.....: 15293
Detection Limit...: 0.01
Units.....: mg/L
Analyst...: smh

QC	Lab ID	Reagent	QC Result	QC Result	True Value	Orig. Value	Calc. Result	Units	F	Date/Time
ICV		961104S	1.98626		2.0		99.3	% REC		11/07/96 0950
ICB		960918M	-0.00108							11/07/96 1048
ISB		960929R	0.59893		0.5000		119.8	% REC		11/07/96 1057
CRI		960929S	0.00632		0.005000		126.4	% REC		11/07/96 1120
LCS		960097	1.26864		1.12		113.3	% REC		11/07/96 1136
MD	962675-3		0.09766			0.12114	21.5	RPD	*	11/07/96 1243
MS	962675-4	960917G	1.57681		1.000	0.06209	151.5	% REC		11/07/96 1249
PDS	962675-4	960917G	1.29427		1.000	0.06209	123.2	% REC		11/07/96 1302
CCV		960821N	2.44458		2.5		97.8	% REC		11/07/96 1313
CCB		961107S	0.00044							11/07/96 1359
MB		1003	-0.00058							11/07/96 1421
MB		1104	0.00029							11/07/96 1511
CCV		960821N	2.51047		2.5		100.4	% REC		11/07/96 1529
CCB		961107S	-0.00140							11/07/96 1551
CCV		960821N	2.46337		2.5		98.5	% REC		11/07/96 1634
CCB		961107S	-0.00178							11/07/96 1646
MB		1107	-0.00096							11/07/96 1818
LCS		960537	0.69008		0.582		118.6	% REC		11/07/96 1852
PDS	963064-2	961106O	1.43200		1.000	0.28516	114.7	% REC		11/07/96 1922
CCV		960821N	2.52884		2.5		101.2	% REC		11/07/96 2046
CCB		961107S	-0.00044							11/07/96 2104
MD	963064-1		0.02318			0.02206	0.00112	ABS Diff.		11/07/96 2119
CCV		960821N	2.49287		2.5		99.7	% REC		11/07/96 2316
CCB		961107S	-0.00177							11/07/96 2334

[illegible] or interpretations contained in this report to be based upon information and material supplied by the client for whose exclusive and confidential use this report has been made. The analytical results, opinions or interpretations expressed represent the best judgment of Core Laboratories. Core Laboratories, however, makes no warranty or representation, express or implied, of any type, and expressly disclaims same as to the productivity, proper operations or profitableness of any oil, gas, [illegible] or any property, well or sand in connection with which such report is used or relied upon for any reason whatsoever. This report shall not be reproduced, in whole or in part, without the written approval of Core Laboratories.

CORE LABORATORIES

QUALITY CONTROL RESULTS

Job Number: 962701 Date: 11/18/96

CUSTOMER: Daniel B. Stephens & Associates PROJECT: 6033.2 ATTN: Bob Marley

Test Method.....: SW-846 6010A
Method Description.: Metals Analysis (ICAP)
Parameter.....: Copper (Cu)

Batch.....: 15293
Detection Limit...: 0.01
Units.....: mg/L

Analyst...: smh

QC	Lab ID	Reagent	QC Result	QC Result	True Value	Orig. Value	Calc. Result	Units	F	Date/Time
CCV		960821N	2.51440		2.5		100.6	% REC		11/08/96 0130
CCB		961107S	0.00059							11/08/96 0149
ISB		960929R	0.59303		0.5000		118.6	% REC		11/08/96 0159
CRI		960929S	0.00559		0.005000		111.8	% REC		11/08/96 0211
CCV		960821N	2.42659		2.5		97.1	% REC		11/08/96 0223
CCB		961107S	-0.00064							11/08/96 0235

The analytical results, opinions or interpretations contained in this report are based upon information and material supplied by the client for whose exclusive and confidential use this report has been made. The analytical results, opinions or interpretations expressed represent the best judgment of Core Laboratories. Core Laboratories, however, makes no warranty or representation, express or implied, of any type, and expressly disclaims same as to the productivity, proper operations or profitableness of any oil, gas, coal, or other mineral property, well or sand in connection with which such report is used or relied upon for any reason whatsoever. This report shall not be reproduced, in whole or in part, without the written approval of Core Laboratories.

CORE LABORATORIES

QUALITY ASSURANCE METHODS

REFERENCES AND NOTES

Report Date: 11/18/96

(1) EPA 600/4-79-020, Methods for Chemical Analysis of Water and Wastes, March 1983

(2) EPA SW-846, Test Methods for Evaluating Solid Waste, Third Edition, 1989

(3) Standard Methods for The Examination of Water and Wastewater, 17th Edition, 1989

(4) EPA 600/4-80-032, Prescribed Procedures For Measurement Of Radioactivity In Drinking Water, August 1980

(5) EPA 600/8-78-017, Microbiological Methods For Monitoring The Environment, December 1978

(6) Federal Register, July 1, 1990 (40 CFR Part 136)

(7) EPA 600/4-88-03, Methods For The Determination of Organics Compounds in Drinking Water, December 1988

(8) U.S.G.S. Methods For Determination of Inorganic Substances In Water And Fluvial Sediments, Book 5, Chapter A1, 1985

(9) Federal Register, Friday, June 7, 1991 (40 CFR Parts 141 & 142)

(10) Standard Methods For The Examination of Water and Wastewater, 16th Edition, 1985

(11) ASTM, Section 11 Water and Environmental Technology, Volume 11.01 Water (1), 1991

(12) Methods of Soil Analysis, American Society of Agronomy, Agronomy No. 9, 1965

(13) EPA SW-846, Test Methods For Evaluating Solid Waste, Third Edition, Revision 1, November 1990

(14) ASTM, Section 5, Petroleum Products, Lubricants, and Fossil Fuels, Volume 05.05, Gaseous Fuels, Coal, and Coke

(15) EPA 600/2-78-054, Field and Laboratory Methods Applicable To Overburdens and Mine Soils, March 1978

(16) ASTM, Part 19, Soils and Rocks; Building Stones, 1981

Comments: Data in the QA report may differ from final results due to digestion and/or dilution of sample into analytical ranges. The "Time Analyzed" in the QA report refers to the start time of the analytical batch which may not reflect the actual time of each analysis. The "Date Analyzed" is the actual date of analysis. Results for soil and sludge samples are reported on a wet weight basis (i.e. not corrected for percent moisture) unless otherwise indicated.

NC = Not Calculable Due to Value(s) lower than the Detection Limit.

BLANK QC SAMPLE IDENTIFICATION

The analytical results, opinions or interpretations contained in this report are based upon information and material supplied by the client for whose exclusive and confidential use this report has been made. The analytical results, opinions or interpretations expressed represent the best judgment of Core Laboratories. Core Laboratories, however, makes no warranty or representation, express or implied, of any type, and expressly disclaims same as to the productivity, proper operations or profitableness of any oil, gas or other mineral property, well or sand in connection with which such report is used or relied upon for any reason whatsoever. This report shall not be reproduced, in whole or in part, without the written approval of Core Laboratories.

QUALITY ASSURANCE METHODS

REFERENCES AND NOTES

Report Date: 11/18/96

MB	Method Blank
ICB	Initial Calibration Blank
CCB	Continuing Calibration Blank

SPIKE QC SAMPLE IDENTIFICATION

MS	Method (Matrix) Spike
MSD	Method (Matrix) Spike Duplicate
PDS	Post Digestion Spike
SB	Spiked Blank
SBD	Spike Blank Duplicate

REFERENCE STANDARD QC SAMPLE IDENTIFICATION

LCS	Laboratory Control Standard
RS	Reference Standard
ICV	Initial Calibration Verification Standard
CCV	Continuing Calibration Verification Standard
ISA/ISB	ICP Interface Check Sample
ICL	Initial Calibration/Laboratory Control Sample
DSC	Distilled Standard Check

DUPLICATE QC SAMPLE IDENTIFICATION

MD	Method (Matrix) Duplicate
ED	Extraction Duplicate
DD	Digestion Duplicate

Analyses performed by a subcontract laboratory are indicated on the analytical and/or quality control reports under "technician" using the following codes:

SUBCONTRACT LABORATORY	CODE
Core Laboratories - Anaheim, CA	* AN
Core Laboratories - Casper, WY	* CA
Core Laboratories - Corpus Christi, TX	* CC
Core Laboratories - Houston, TX	* HP
Core Laboratories - Lake Charles, LA	* LC
Core Laboratories - Long Beach, CA	* LB
Other Subcontract Laboratories	* XX

EXPLANATION OF DATA FLAGS

B - This flag is used to indicate that an analyte is present in the method blank as well as in the sample. It indicates that the client should consider this when evaluating the results.

D - This flag indicates that surrogates were diluted out of calibration range and cannot be quantified.

E - Indicates that a sample result is an estimate because the concentration exceeded the calibration range of the instrument.

I - Used to indicate matrix interference.

J - Indicates that a value is an estimate. It is used when a compound is determined to be present based on the mass spectral data, but at a concentration less than the practical quantitation limit of the method.

The analytical results, opinions or interpretations contained in this report are based upon information and material supplied by the client for whose exclusive and confidential use this report has been made. The analytical results, opinions or interpretations expressed represent the best judgment of Core Laboratories. Core Laboratories, however, makes no warranty or representation, express or implied, of any type, and expressly disclaims same as to the productivity, proper operations or profitableness of any oil, gas, or other mineral, property, well or sand in connection with which such report is used or relied upon for any reason whatsoever. This report shall not be reproduced, in whole or in part, without the written approval of Core Laboratories.

QUALITY ASSURANCE METHODS

REFERENCES AND NOTES

Report Date: 11/18/96

This flag is also used when estimating the concentration of a tentatively identified compound.

X - Indicates that a surrogate recovery is outside the specified quality control limits.

Y - Used to identify a spike or spike duplicate recovery that is outside the specified quality control limits.

Z - Indicates a relative percent difference for a spike and spike duplicate is outside the specified quality control limits.

* - Indicates a relative percent difference for a duplicate analysis is outside the specified quality control limits.

^ - Used to indicate that a standard is outside specified quality control limits.

The analytical results, opinions or interpretations contained in this report are based upon information and material supplied by the client for whose exclusive and confidential use this report has been made. The analytical results, opinions or interpretations expressed represent the best judgment of Core Laboratories. Core Laboratories, however, makes no warranty or representation, express or implied, of any type, and expressly disclaims same as to the productivity, proper operations or profitableness of any oil, gas, coal or other mineral property, well or sand in connection with which such report is used or relied upon for any reason whatsoever. This report shall not be reproduced, in whole or in part, without the written approval of Core Laboratories.