Enron Gas
Pipeline Group
P.O. Box 1188
Houston, TX 77251-1188
(713) 853-6161

October 14, 1997

Mr. William C. Olson
Environmental Bureau
New Mexico Oil Conservation Division
2040 S. Pacheco St.
Santa Fe, New Mexico 87505

RE: Phase III Soil and Ground Water Assessment Report
Roswell Compressor Station
Transwestern Pipeline Company

Dear Bill,

Enclosed for your review and files is a copy of the Phase III Soil and Ground Water Assessment Report, Volumes I and II. An additional copy of Volume I of the report is also enclosed.

If you have any questions or comments regarding this report, please contact me at (713) 646-7644 or George Robinson at (713) 646-7327.

Sincerely,

Bill Kendrick

Bill Kendrick
Manager, Environmental Affairs

gcr/BK

xc w/enclosures: Benito Garcia NMED HRMB [(2) Vol. I & (1) Vol. II]

DANIEL B. STEPHENS & ASSOCIATES, INC.
ENVIRONMENTAL SCIENTISTS AND ENGINEERS

Phase III Soil and Groundwater Assessment for Roswell Compressor Station No. 9 Surface Impoundments

Volume I: Report Text and Appendices A and B

Prepared for
ENRON Environmental Affairs
Houston, Texas

October 15, 1997

6020 ACADEMY NE • SUITE 100 • ALBUQUERQUE, NM 87109 • (505) 822-9400

Table of Contents

Section **Page**

1. Introduction 1

2. Subsurface Investigation 3
   2.1 Soil Sampling and Analysis 3
   2.2 Well Installation 4
      2.2.1 Uppermost Aquifer Monitor Wells 5
      2.2.2 Bedrock Aquifer Monitor Well 5
   2.3 Groundwater Sampling and Analysis 6
   2.4 Well Abandonment 7

3. Results of the Phase III Assessment 8
   3.1 Site Hydrogeology 8
   3.2 Soil Assessment 9
   3.3 Groundwater Assessment 10
      3.3.1 Phase-Separated Hydrocarbons 10
      3.3.2 Groundwater Quality 10

4. Summary 12

References 13

List of Figures

Figure

1 Location Map

2 Monitor, Recovery, and SVE Well Locations

3 Potentiometric Surface Elevations, August 19, 1997

4 Distribution of Phase-Separated Hydrocarbons on the Uppermost Aquifer, July 1997

5 Benzene Concentrations in the Uppermost Aquifer, July-August 1997

6 1,1,1-TCA Concentrations in the Uppermost Aquifer, July-August 1997

List of Tables

Table

1 Comprehensive Summary of Well Construction Details

2 Comprehensive Summary of Fluid Level Measurements

3 Comprehensive Summary of Organic Compound Analyses of Groundwater Samples

4 Comprehensive Summary of Selected Metals Analyses of Groundwater Samples

5 Comprehensive Summary of Major Ion Analyses of Groundwater Samples

List of Appendices

Appendix

A Lithologic Logs and Well Completion Diagrams, Phase III Assessment

B Summary of Analytical Results, Phase III Assessment

C Analytical Laboratory Reports, Phase III Assessment

1. Introduction

ENRON Corporation retained Daniel B. Stephens & Associates, Inc. (DBS&A) to conduct a Phase III assessment of impacted soils and groundwater near two former surface impoundments at Transwestern Pipeline Company's (Transwestern's) Roswell Compressor Station No. 9. The site is located approximately 9 miles north of Roswell, New Mexico, along U.S. Highway 285 (Figure 1). The general layout of the area under investigation, which is located at the northeastern corner of the site, is provided in Figure 2.

Several prior investigations were performed at the site (Brown & Root, 1993; Halliburton NUS, 1992; DBS&A, 1995a), which included installation of monitor wells MW-1 through MW-6. In order to complete the assessment of affected soil and groundwater, Transwestern implemented a phased approach with clearly defined objectives for each phase of work (Transwestern, 1997). During the Phase I investigation, the chemical characteristics of affected soil immediately beneath the former impoundments were determined, and three downgradient monitor wells (MW-7, MW-8, and MW-9) were installed in the uppermost aquifer (DBS&A, 1995b). The Phase II investigation further delineated the lateral and vertical extent of affected soil and groundwater and included installation of groundwater monitor wells MW-10 through MW-19 and soil vapor extraction (SVE) wells SVE-1A through SVE-3 (DBS&A, 1996). Following installation of the SVE wells, the use of SVE as a viable remedial technology for the site was assessed.

The objectives of the Phase III assessment originally included (1) completing the delineation of affected groundwater, (2) determining background metal concentrations in soil, and (3) collecting waste material from the impoundments for a bench-scale evaluation of treatment options. Assessment of background metal concentrations and potential treatment options were postponed until regulatory issues regarding management of investigation-derived waste are resolved with the New Mexico Environment Department (NMED). Therefore, the Phase III scope was reduced to the continued delineation of groundwater impacts.

The Phase III assessment was conducted from July 23 through August 9, 1997. DBS&A collected soil and groundwater samples for analyses of inorganic and organic constituents to

determine if selected criteria were exceeded (Transwestern, 1997). Specifically, the DBS&A Phase III assessment included the following work:

- Phase-separated hydrocarbon (PSH) recovery well MW-1 was permanently abandoned.
- Borings MW-20, MW-21, and MW-22 were advanced into the uppermost aquifer, and monitor wells were constructed and developed in each boring.
- Boring MW-23D was advanced through surface casing into the next water-bearing interval below the uppermost (cased-off) aquifer, and a deeper zone monitor well was completed and developed in that interval.
- Soil samples were collected from each boring for field and laboratory analyses.
- Dedicated pneumatic bladder pumps were installed in monitor wells MW-20, MW-21, and MW-22 and in two previously installed wells (MW-18 and MW-19).
- A total of 19 monitor wells were sampled and analyzed for inorganic and organic constituents.
- Fluid levels were measured in all monitor wells to evaluate groundwater flow directions.
- The locations and elevations of the four newly installed wells were surveyed.

This report presents the methods and results of the Phase III assessment. Section 2 discusses field procedures used during drilling and sampling activities. Section 3 provides an interpretation of the soil and groundwater results. Finally, Section 4 provides the conclusions drawn from all assessment activities. As such, this report contains comprehensive data tables that summarize the findings of all phases of investigatory work performed by DBS&A.

2. Subsurface Investigation

Procedures followed and the activities completed during the Phase III subsurface investigation are described in this section. All field work was conducted in accordance with DBS&A standard operating procedures and a site-specific health and safety plan developed for the field program.

2.1 Soil Sampling and Analysis

During the Phase III investigation, four monitor wells (MW-20 through MW-23D) were installed to further delineate the extent of groundwater impacts. The locations of these wells, as well as all monitor, recovery, and SVE wells installed to date, are shown relative to the former surface impoundments on Figure 2.

Drilling services were provided by Layne Environmental Services of El Paso, Texas, using a combination of air-rotary and hollow-stem auger drilling methods. Prior to beginning each boring, drilling equipment and sampling devices were steam cleaned and inspected by DBS&A personnel. In addition, all sampling equipment was decontaminated prior to each use by washing with Liquinox detergent followed by rinsing with deionized water.

Soil cuttings were segregated based on field headspace screening for volatile organic compounds (VOCs) using an organic vapor analyzer equipped with a photoionization detector (PID). Potentially contaminated soil cuttings were stored in 55-gallon drums and clearly labeled to identify the contents, date of generation, and amount of material generated. Clean cuttings were stockpiled at the site.

As each boring was advanced, soil samples were collected by driving 2-inch-diameter, 24-inch-long split spoon samplers ahead of the lead auger flight. Split spoon samples were collected on 10-foot intervals to the total drilled depth of each boring. The recovered cuttings and split spoon samples were used to develop geologic logs based on the Unified Soil Classification System. Subsamples of the recovered material were placed in resealable plastic bags to be field headspace screened for VOCs using a PID. Appendix A contains the lithologic logs and PID

readings for each boring advanced during the investigation. Following sample collection, each boring was completed as a well.

Soil samples were selected from each boring for laboratory analysis. The selected samples included one from immediately above the water-bearing zone (capillary fringe) and the most highly impacted vadose zone sample based on visual examination and the field headspace screening. The samples were placed in an ice-filled cooler for shipment to Core Laboratories in Denver, Colorado, for chemical analysis using standard laboratory protocols in *Test Methods for Evaluating Solid Waste* ([SW-846] U.S. Environmental Protection Agency [EPA], 1986).

Each soil sample was analyzed for total petroleum hydrocarbons (TPH) (EPA method 418.1), VOCs (EPA method 8240), semivolatile organic compounds (SVOCs) (EPA method 8270), polychlorinated biphenyls (PCBs) (EPA method 8080), and select metals (EPA methods 6010 and 7471). Appendix B provides a summary of analytical results for all soil samples collected during the investigation. Copies of the Core Laboratories analytical reports and the corresponding quality assurance/quality control data are given in Volume II of this report.

2.2 Well Installation

In addition to the installation of monitor wells in the uppermost aquifer, one downgradient monitor well was installed into the underlying bedrock aquifer (deep zone). The purpose of the deep zone well was to evaluate whether the bedrock aquifer has been impacted by the release from the former impoundments.

Well construction details are summarized on Table 1, and well completion diagrams are provided in Appendix A. Each newly installed well was surveyed relative to the facility grid shown on the site figures and mean sea level by Wagener Engineering of Roswell, New Mexico.

2.2.1 Uppermost Aquifer Monitor Wells

Using hollow-stem auger drilling methods, three borings were drilled to approximately 10 feet below the water table to further evaluate groundwater quality. The monitor wells installed in these borings were constructed of 2-inch-diameter schedule 40 polyvinyl chloride (PVC) pipe and included, in ascending order, typically 15 to 20 feet of flush-threaded 0.01-inch machine-slotted PVC screen followed by blank casing from the top of the screen to ground surface.

Once the well casing was lowered to the bottom of the borehole, a sand pack consisting of 12-20 mesh silica sand was emplaced from the total well depth to at least 1 foot above the top of the well screen. The annular space above the sand pack was filled with a minimum 2-foot-thick bentonite seal and hydrated with distilled water. The remaining annular space was filled with a cement/bentonite slurry grout to ground surface. The top of the well casing was protected by a locking expansion cap within a flush-grade well vault. A concrete pad was then constructed around the well vault.

2.2.2 Bedrock Aquifer Monitor Well

One deep zone monitor well was installed with air-rotary drilling methods to evaluate the vertical distribution of groundwater impacts. The deep zone monitor well was constructed with a 20-foot screened interval from 167 to 187 feet below ground surface (bgs). Prior to drilling to the second aquifer, a surface conductor casing was installed to isolate the uppermost aquifer and prevent cross contamination. The deep zone monitor well was constructed as follows:

- A 10-inch diameter steel casing was advanced, as the boring was drilled, to a depth of approximately 90 feet bgs.

- The bottom of the hole and lower 20 feet of conductor casing (to the base of the upper aquifer) were sealed in the borehole with a cement-bentonite grout.

- The grout was allowed to cure for approximately 24 hours.

- Drilling proceeded inside the surface casing to a total depth of 194 feet bgs.

- A 4-inch-diameter monitor well was then constructed within the borehole. From bottom to top, the monitor well consisted of:

  - Twenty feet of slotted 0.010-inch schedule 40 PVC screen from 167 to 187 feet bgs
  - Flush-threaded schedule 40 PVC blank casing to surface
  - An interval of 12-20 silica sand extending from the total depth to 3 feet above the screen
  - A 3.5-foot bentonite seal above the silica sand
  - Cement-bentonite grout to the surface
  - PVC cap to protect the well casing
  - A flush-grade locking steel shroud set within a 2- by 2-foot concrete pad

2.3 Groundwater Sampling and Analysis

The newly installed monitor wells were developed by surging with a PVC bailer in order to (1) dislodge any smeared material on the borehole wall that would otherwise inhibit groundwater flow and (2) remove fine particles near the boring. During well development, pH, temperature, specific conductance, and turbidity were monitored periodically to determine when the wells were sufficiently developed. All purged groundwater was placed in 55-gallon drums for disposal by Transwestern.

Following well development, dedicated pneumatic bladder pumps were installed in wells MW-20, MW-21, and MW-22 to allow purging and collection of representative groundwater samples. A pump was not installed in monitor well MW-23D; therefore, the well was sampled using a dedicated, disposable polyethylene bailer.

After three casing volumes were purged from each well, samples were collected in order of decreasing volatility. First, VOC samples were collected, then the samples for SVOCs, total metals (unfiltered), and general chemistry analyses were collected in containers with the

appropriate preservative, as provided by Core Laboratories. All samples were shipped to the laboratory in an ice-filled chest by overnight carrier.

Samples from each well were analyzed for VOCs (EPA method 8240), SVOCs (EPA method 8270), PCBs (EPA method 8080), major ions, total dissolved solids (TDS), and metals regulated by the New Mexico Water Quality Control Commission (NMWQCC) (EPA 6010). Appendix B contains a summary of the water analyses results; the full Core Laboratories report, including the supporting quality assurance and chain-of-custody documents, is provided in Appendix C (Volume II) of this report.

2.4 Well Abandonment

On July 24, 1997, recovery well MW-1 was abandoned to prevent potential leakage of perched groundwater into the uppermost aquifer. The well casing and annular seals were removed by drilling a 10¾-inch borehole from the ground surface to 70 feet bgs. When the drill bit reached the total depth, a cement-bentonite grout was pumped through the drill pipe into the borehole until clean grout returns reached the ground surface. All cuttings were placed in 55-gallon drums for off-site disposal.

3. Results of the Phase III Assessment

As described in Section 2, soil and groundwater samples were collected at each new well location and analyzed for organic and inorganic constituents. This section provides a brief description of the site hydrogeology (Section 3.1), followed by an interpretation of the Phase III analytical results (Section 3.2 and 3.3).

3.1 Site Hydrogeology

A comprehensive review of the regional and site hydrogeology is provided in the Corrective Action Plan developed by Transwestern (1997). A brief description of the subsurface lithology and water-bearing zones related to the Phase III assessment follows.

The alluvial sediments beneath the impoundments consist of discontinuous interbedded cobbles, gravel, sand, silt, and clay to depths of approximately 70 feet bgs. The base of the alluvium is marked by abundant gypsum beds. Based on lithologic information collected during the installation of deep monitor well MW-23D (Appendix A), the underlying bedrock (Permian Age Artesia Group) consists predominantly of interbedded gypsum and clay from approximately 87 to 194 feet bgs. Interbeds of dolomitic limestone were found from 135 to 140 feet bgs, and 165 to 178 feet bgs.

Within the alluvium, groundwater occurs under unconfined to possibly semiconfined conditions. As first reported in the Phase II assessment (DBS&A, 1996), the uppermost aquifer flow field is complex, as evidenced by (1) anomalous water level elevations, (2) significant variations in the direction and magnitude of hydraulic gradient between wells, and (3) discontinuous water-bearing zones, as indicated by the dry area near soil boring MW-7ABD.

The depth to water across the area of investigation ranges from approximately 50 to 65 feet bgs. Water level elevations generated from August 19, 1997 fluid gauging are shown on Figure 3. As discussed above, evaluation of the direction(s) of groundwater flow under the surface impoundments is not straightforward; however, flow components can be discerned that support the contaminant distribution to the southeast and north, with a groundwater divide in the vicinity

of Pit 2. Groundwater is likely flowing primarily through discontinuous sand lenses within the predominantly clay matrix.

A dolomitic limestone within the Artesia Group at 165 feet bgs provided the first indication of water below the uppermost aquifer. After well MW-23D was installed, the water level rose approximately 100 feet before a static condition was reached. Therefore, it appears that the second water-bearing zone beneath the site is under confined conditions. Based on the nearly 90 feet of unsaturated clay and gypsum separating the water-bearing zones, it appears that the uppermost and bedrock aquifers are not hydraulically connected.

3.2 Soil Assessment

The Phase II assessment fully delineated the extent of affected soils. Nevertheless, additional samples were collected for field screening and laboratory analysis in order to confirm that delineation. DBS&A collected five soil samples for complete analysis of organic and inorganic constituents. Also, soil samples were collected at approximately 10-foot intervals to evaluate the areal distribution of TPH in soils.

As mentioned in the Phase II report (DBS&A, 1996), off-site soil impacts appear to be limited primarily to TPH and BTEX (i.e., no halogenated compounds were detected). PID readings and analytical results from this Phase III assessment confirm the prior assessment of soil impacts. Only a sample collected from MW-21 below the water table had detectable concentrations of benzene at 0.015 mg/kg.

In addition, most of the analyzed metals occur naturally in soil and are within the range for background metal concentrations. A summary of the analytical results for all constituents during the Phase III investigation is provided in Appendix B.

The future target compound list proposed by Transwestern includes benzene, 1,1,1-TCA, 1,1-DCA, and PCE. The corrective action plan (1997) provides an extensive review, and the corresponding figures show the distribution of the target compounds in soil.

3.3 Groundwater Assessment

As proposed in the Phase III assessment plan (Transwestern, 1997), three monitor wells were installed in the uppermost aquifer to bound the extent of the dissolved-phase plume (monitor wells MW-20 through MW-22), and one deep monitor well (MW-23D) was installed to evaluate the vertical extent of affected groundwater. Figure 2 shows the location of the newly installed wells.

Past investigations have determined that the organic constituents BTEX, 1,1,1-TCA, and 1,1-DCA are the principal threats to groundwater quality beneath the former impoundments. However, in order to ensure that other constituents are not present, additional analyses were specified for groundwater samples (Section 2.3). Sections 3.2.1 and 3.2.2 describe the outcome of the groundwater assessment.

3.3.1 Phase-Separated Hydrocarbons

At the beginning of the field program, DBS&A checked for PSH in monitor well MW-16 and recovery well MW-1 with a water/PSH interface probe. PSH pumps in recovery wells MW-1B and MW-2 prevented measurement of PSH thickness in these wells. The maximum measurable thickness of PSH on the uppermost aquifer was 4.9 feet.

The estimated extent of PSH is shown on Figure 4. The area of PSH, which covers approximately 2 acres, has a northwest to southeast orientation with a maximum axis of 580 feet and minimum axis of roughly 150 feet. The extent of PSH is bounded by numerous monitor wells containing no measurable thickness.

3.3.2 Groundwater Quality

As part of the groundwater assessment, DBS&A collected water samples from the four new wells and fifteen existing wells. Monitor well MW-16 was not sampled because PSH was present. Tables 3 through 5 summarize the results of all past and present groundwater analyses that detected measurable concentrations of target analytes. More extensive tables that contain results for all analyzed constituents are provided in Appendix B, and the analytical laboratory reports and

supporting quality assurance/quality control documentation are provided in Appendix C (Volume II) of this report.

As shown on Table 3, only 11 organic compounds have been historically detected in groundwater obtained from the uppermost aquifer. Based on benzene concentrations, the estimated extent of actionable groundwater impacts is shown on Figure 5. Actionable impacts cover an area roughly 900 by 300 feet, or slightly more than 6 acres.

The estimated extent of halogenated organic compounds, as represented by 1,1,1-TCA concentrations, are shown on Figure 6. The distribution of contaminants suggests that groundwater flows to the north and southeast of the former surface impoundments. The extent of actionable groundwater impacts north of monitor well MW-20 and due south of MW-21 remain to be defined.

The metals analyte list was reduced from the Phase I and II assessments based on previous detections and/or the presence of a NMWQCC standard. The chemical analyses indicate that all metals detected in the 19 groundwater samples are below NMWQCC standards (Table 4). Inorganic analyses for major ions indicate that groundwater samples from each well, including upgradient monitor wells MW-6 and MW-10, exceed the NMWQCC groundwater standards for TDS, chloride, and sulfate.

Inorganic water quality measurements show similar chemical composition for samples from the uppermost aquifer and water within the Artesia Group. The generally poor inorganic water quality in the vicinity of the site is natural and likely results from gypsum beds within the alluvium and underlying Artesia Group.

4. Summary

This report summarizes the Phase III assessment completed by DBS&A from July 23 through August 9, 1997, at Transwestern's Roswell Compressor Station No. 9. The primary objective of the assessment was to further delineate the extent of dissolved-phase hydrocarbons in groundwater. Based on the data gathered to date, the following conclusions can be made regarding hydrogeologic characteristics and the extent of subsurface contamination near the former surface impoundments:

- Groundwater is generally present near the base of the alluvium at approximately 50 to 65 feet bgs. The thickness of alluvial aquifer is approximately 10 to 15 feet. Groundwater flow directions are complex, as shown by the anomalous water level elevations, variable hydraulic gradients, and discontinuous water-bearing zones. The next water-bearing zone beneath the site is approximately 165 feet bgs within dolomitic limestone beds of the Artesia Group. This lower aquifer appears to be confined and hydraulically isolated from the uppermost aquifer.

- Soil samples collected during the drilling of monitor wells indicate that off-site soil impacts are limited. Only a sample collected from MW-21 below the water table had detectable concentrations of benzene at 0.015 mg/kg.

- During the Phase III investigation, four additional monitor wells were installed to further assess groundwater impacts. The analyses of samples from the 19 monitor wells at the site indicate that BTEX constituents, 1,1,1-TCA, and 1,1-DCA are the primary target compounds. Based on benzene concentrations, the estimated areal extent of groundwater impacts is roughly 6 acres with dimensions of approximately 900 by 300 feet. The full extent of actionable groundwater impacts north of monitor well MW-20 and south of MW-21 remain to be fully defined.

- The estimated extent of PSH covers roughly a 580- by 150-foot (2-acre) area.

References

Brown & Root Environmental. 1993. Draft report: Groundwater assessment at Roswell Compressor Station No. 9, Transwestern Pipeline Company, Roswell, New Mexico, Project No. 5T72. Prepared for Enron Corporation, Houston, Texas. June 1993.

Daniel B. Stephens & Associates, Inc. (DBS&A). 1995a. Closure Plan for Roswell Compressor Station surface impoundments. Prepared for ENRON Operations Corporation, Houston, Texas. January 16, 1995.

———. 1995b. Phase I soil and ground-water assessment for Roswell Compressor Station No. 9 surface impoundments. Prepared for ENRON Environmental Affairs, Houston, Texas. November 8, 1995.

———. 1996. Phase II soil and ground-water assessment for Roswell Compressor Station surface impoundments. Prepared for ENRON Environmental Affairs, Houston, Texas. December 2, 1996.

Halliburton NUS Environmental Corporation. 1992. Final report: Monitor well installation, Transwestern Pipeline Company, Compressor Station No. 9, Roswell, New Mexico. Southwest Region. October 1992.

Transwestern Pipeline Company. 1997. Corrective action plan for Roswell Compressor Station No. 9 surface impoundments. January 31, 1997.

U.S. Environmental Protection Agency. 1986. Test methods for evaluating solid waste, 3rd edition. EPA-SW-846. November 1986.

Figures

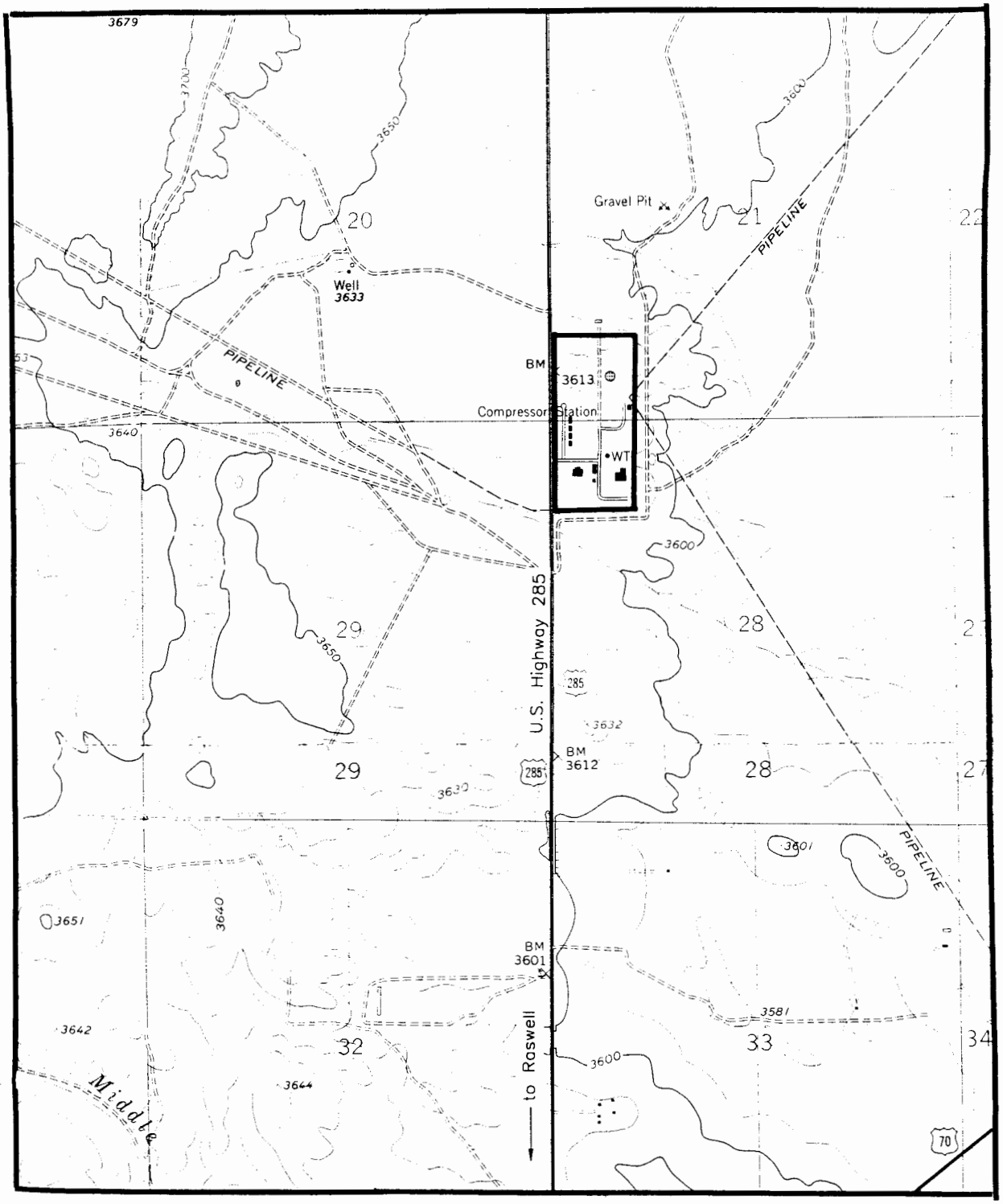

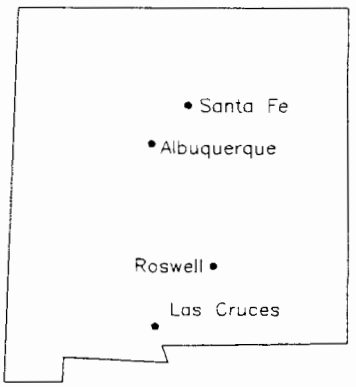

N

0 3000 Feet

Source: U.S. Geological Survey. 1982 Panther Hill, Roswell North 7 1/2 Minute Topographic Quadrangle Map.

ROSWELL COMPRESSOR STATION

Location Map

DANIEL B. STEPHENS & ASSOCIATES, INC.

5-94 JN 4115

Figure 1

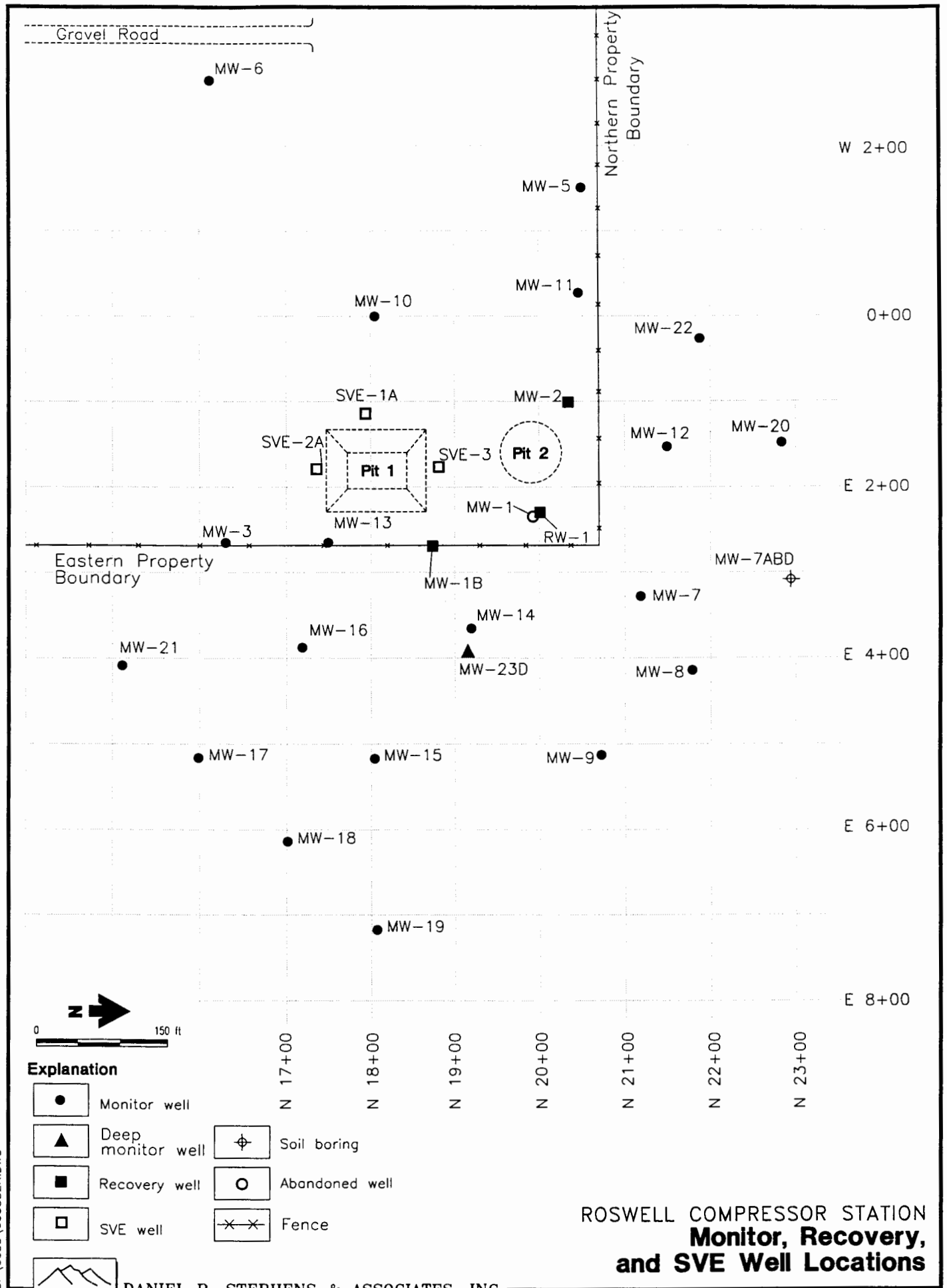

ROSWELL COMPRESSOR STATION
Monitor, Recovery, and SVE Well Locations

DANIEL B. STEPHENS & ASSOCIATES, INC.
9-29-97
JN 6033

OP\6033\603352R.DWG

Figure 2

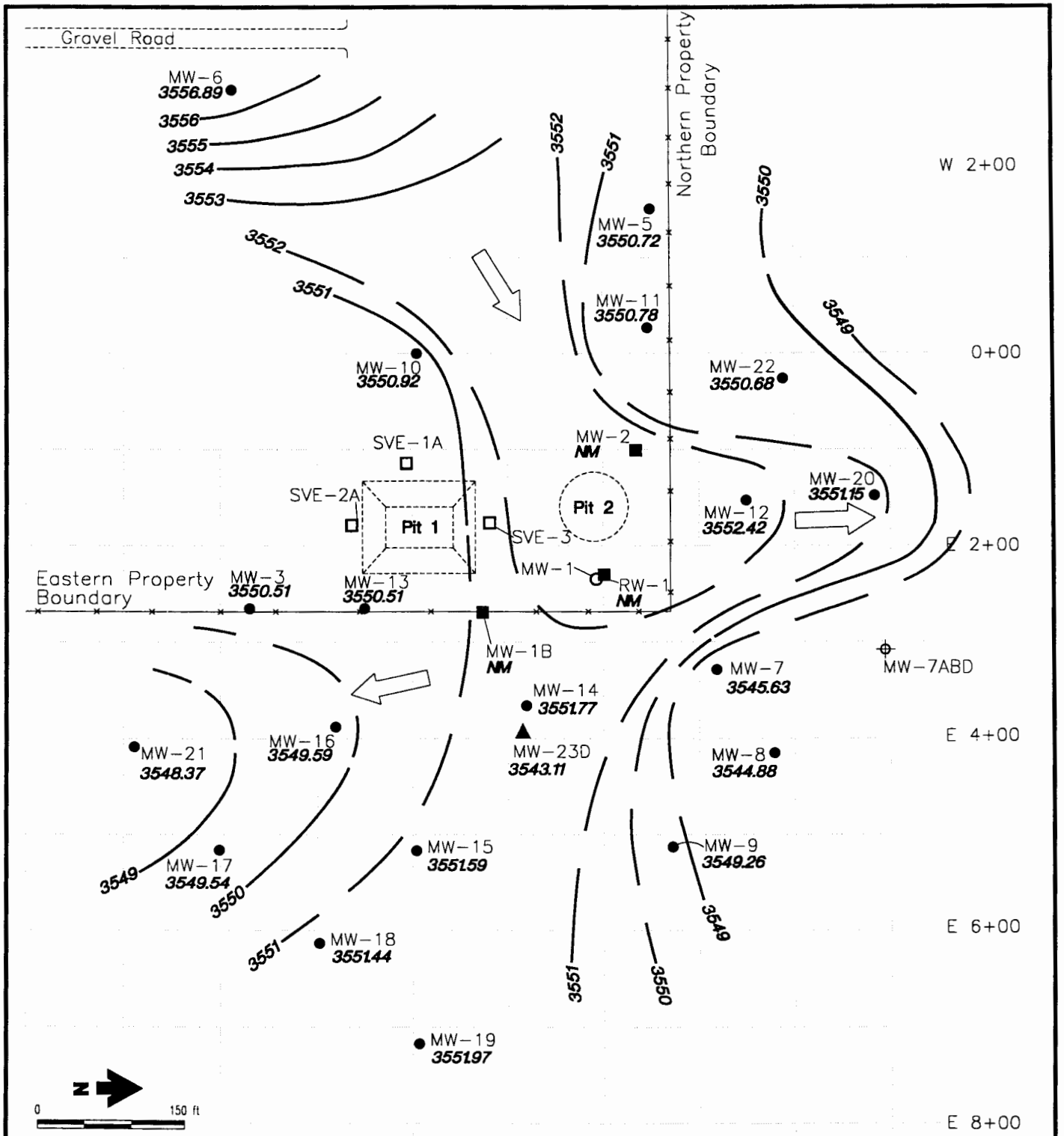

Explanation

- Monitor well
- Deep monitor well
- Recovery well
- SVE well
- Soil boring
- Abandoned well
- 355197 Water level elevation (ft msl)
- 3549 Elevation contour (ft msl)
- Direction of groundwater flow

Note: NM = Not Measured

Fence

ROSWELL COMPRESSOR STATION

Potentiometric Surface Elevations August 19, 1997

DANIEL B. STEPHENS & ASSOCIATES, INC.
10-2-97
JN 6033

OP\6033\603357R.DWG

Figure 3

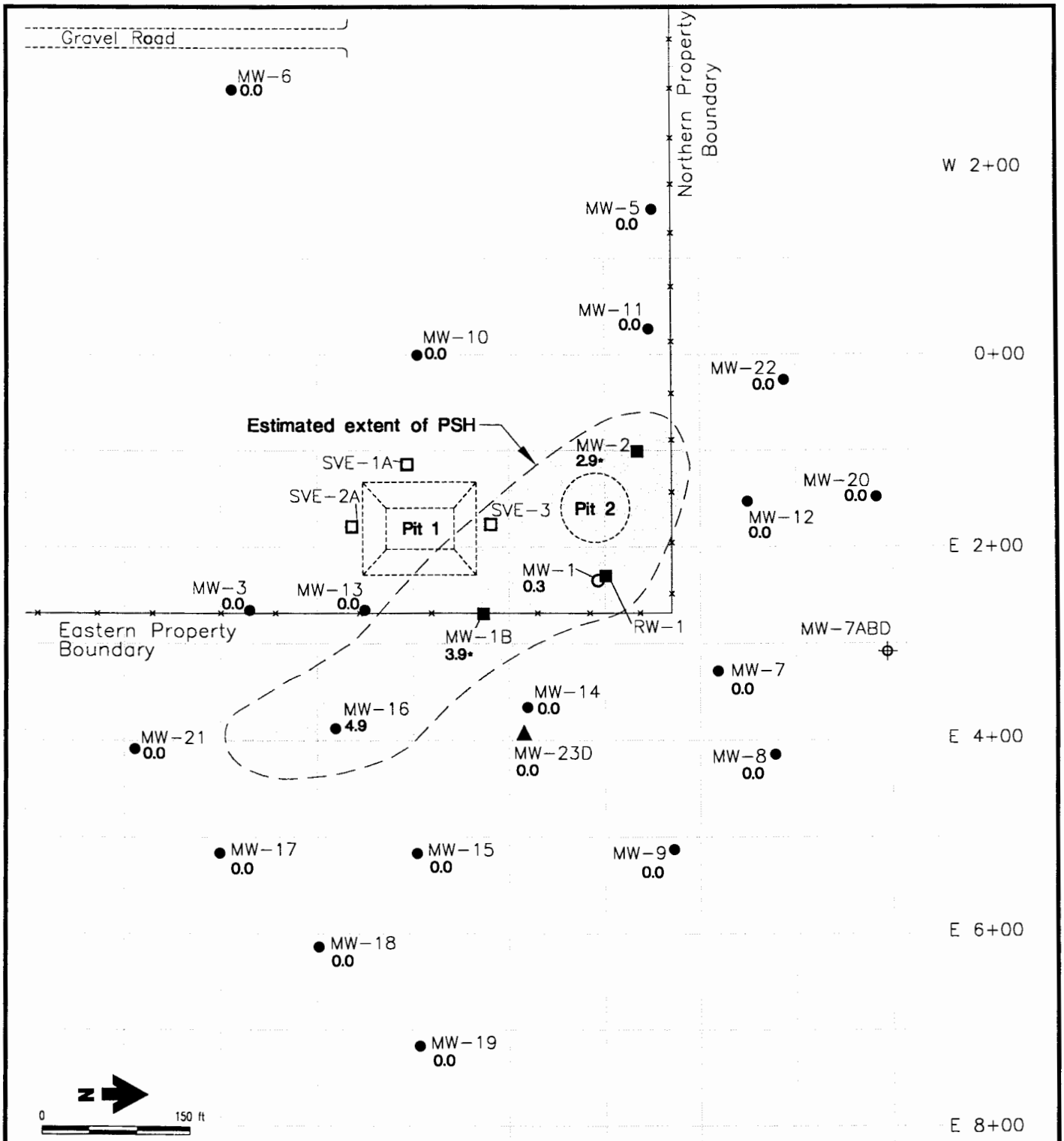

Explanation

- Monitor well
- Recovery well
- SVE well
- Soil boring
- Abandoned well
- Fence
- Estimated extent of PSH
- 3.9 PSH thickness (ft)

Note: * = measured on September 23, 1996

ROSWELL COMPRESSOR STATION

Distribution of Phase-Separated Hydrocarbons on the Uppermost Aquifer, July 1997

DANIEL B. STEPHENS & ASSOCIATES, INC.
9-30-97
JN 6033

Figure 4

OP\6033\603360R.DWG

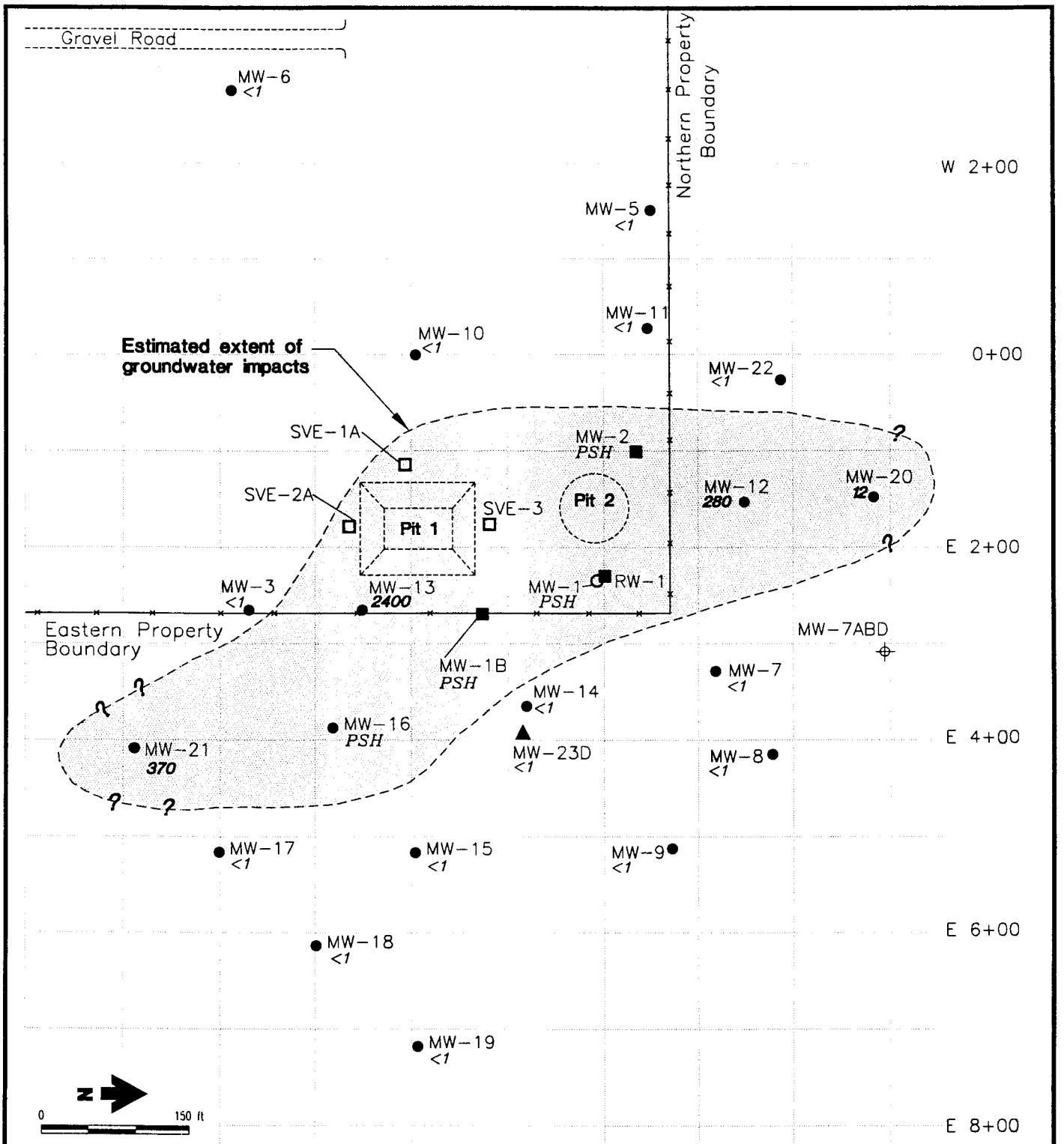

Explanation

- Monitor well
- Recovery well
- Deep monitor well
- SVE well
- Soil boring
- Abandoned well
- Fence
- **370** Benzene concentration (μg/L) (Bold value indicates concentration exceeds NMWQCC groundwater standard.)
- *PSH* Phase-separated hydrocarbons present

ROSWELL COMPRESSOR STATION

Benzene Concentrations in the Uppermost Aquifer, July-August 1997

DANIEL B. STEPHENS & ASSOCIATES, INC.
9-29-97
JN 6033

Figure 5

OP\6033\6033R.DWG

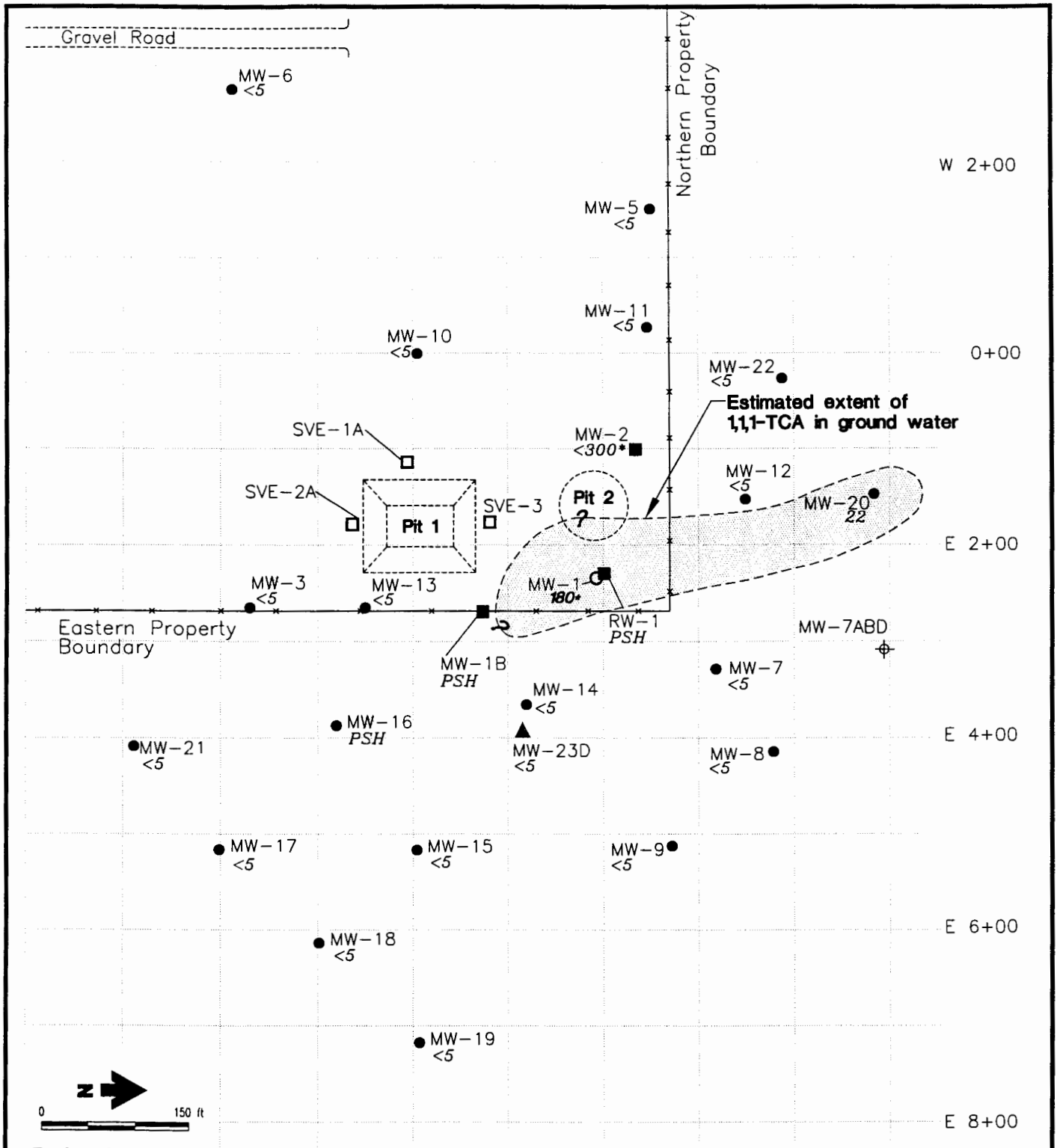

Explanation

- Monitor well
- Recovery well
- Deep monitor well
- SVE well
- Soil boring
- Abandoned well
- Fence
- 180 — 1,1,1-TCA concentration (μg/L) (Bold value indicates concentration exceeds NMWQCC groundwater standard.)
- * — MW-1 and MW-2 were sampled on September 21, 1992 and October 9, 1993 respectively
- PSH — Phase-separated hydrocarbons present

ROSWELL COMPRESSOR STATION

1,1,1-TCA Concentrations in the Uppermost Aquifer, July-August 1997

DANIEL B. STEPHENS & ASSOCIATES, INC.
9-29-97
JN 6033

Figure 6

OP\6033\...358R.DWG

Tables

Table 1. Comprehensive Summary of Well Construction Details
Roswell Compressor Station No. 9
Page 1 of 2

Well No.	Date of Completion	Location [a] (ft)		Measuring Point Elevation [b] (ft msl)	Total Depth of Boring (ft bgs)	Casing Diameter (inches)	Screen Interval (ft bgs)	Top of Sand Pack (ft bgs)
		North	East					
SVE-1A	09/21/96	1,793.7	114.4	3,616.50	30.0	2	20-30	19.0
SVE-2A	09/20/96	1,735.9	178.9	3,615.70	30.0	2	20-30	17.5
SVE-3	09/16/96	1,881.0	176.6	3,614.51	62.3	2	32.0-62.3	29.5
MW-1	07/21/92	2,001.4	217.6	NA	68.0	4	28-68	25.2
MW-1B	04/21/93	1,854.0	265.5	3,609.96	65.5	2	55-65	53
MW-2	04/21/93	2,034.3	102.4	3,611.76	65.0	2	55-65	53
MW-3	04/26/93	1,629.77	265.23	3,614.87	72.5	2	60-70	58
MW-5	04/28/93	2,049.70	-150.96	3,612.77	70.0	2	60-70	58
MW-6	12/01/94	1,607.4	-266.2	3,618.62	79.0	2	59.9-74.9	57.1
MW-7	08/22/95	2,118.0	328.4	3,599.20	70.5	2	50-70	48.1
MW-8	08/16/95	2,178.0	414.7	3,595.80	76.8	2	59-74	57.2
MW-9	08/18/95	2,071.4	512.9	3,599.35	70.0	2	50-70	47.9
MW-10	09/10/96	1,804.76	00.14	3,617.85	74.5	2	57-72	55.3
MW-11	09/16/96	2,046.04	-27.10	3,613.31	72.0	2	54-69	51.5
MW-12	09/11/96	2,149.13	152.94	3,606.38	64.0	2	44-64	42.0

[a] Coordinates are relative to facility grid.
[b] Measuring point is top of PVC casing.
ft msl = Feet above mean sea level
ft bgs = Feet below ground surface
NA = Not available

Table 1. Comprehensive Summary of Well Construction Details
Roswell Compressor Station No. 9
Page 2 of 2

Well No.	Date of Completion	Location [a] (ft)		Measuring Point Elevation [b] (ft msl)	Total Depth of Boring (ft bgs)	Casing Diameter (inches)	Screen Interval (ft bgs)	Top of Sand Pack (ft bgs)
		North	East					
MW-13	09/13/96	1,749.33	265.05	3,612.46	72.0	2	57-72	55.0
MW-14	09/10/96	1,918.87	365.40	3,604.83	64.5	2	49.5-64.5	48.0
MW-15	09/20/96	1,803.83	516.97	3,610.43	68.5	2	38.5-68.5	37.0
MW-16	09/19/96	1,718.88	387.35	3,612.41	71.4	2	46.4-71.4	45.5
MW-17	09/21/96	1,598.72	516.35	3,608.48	70.0	2	53-68	50.9
MW-18	09/25/96	1,701.47	613.38	3,609.73	71.0	2	54-69	51.6
MW-19	09/26/96	1,806.45	717.41	3,608.17	69.5	2	54.5-69.5	51.0
MW-20	08/04/97	2,283.22	148.03	3,600.65	64.0	2	46.8-61.8	43.9
MW-21	08/06/97	1,511.01	408.66	3,612.01	75.0	2	54-74	51.7
MW-22	08/04/97	2,187.66	26.69	3,606.04	68.0	2	50-65	49.0
MW-23D	07/29/97	1,914.95	393.65	3,605.16	194.0	4	167-187	164.0

[a] Coordinates are relative to facility grid.
[b] Measuring point is top of PVC casing.
ft msl = Feet above mean sea level
ft bgs = Feet below ground surface
NA = Not available

Table 2. Comprehensive Summary of Fluid Level Measurements
Roswell Compressor Station No. 9
Page 1 of 3

Well No.	Date	Casing Elevation [a] (ft msl)	PSH Thickness (ft)	Depth to Water [a] (ft below MP)	Potentiometric Surface Elevation (ft msl)
MW-1B	09/27/96	3609.96	2.33	61.60	3550.13 [b]
	07/23/97		NM	NM	NA
	08/19/97		NM	NM	NA
MW-2	09/27/96	3611.76	2.33	62.00	3551.53 [b]
	07/23/97		NM	NM	NA
	08/19/97		NM	NM	NA
MW-3	09/27/96	3614.87	0.00	64.79	3550.08
	07/23/97		0.00	64.19	3550.68
	08/19/97		0.00	64.36	3550.51
MW-5	09/27/96	3612.77	0.00	62.32	3550.45
	07/23/97		0.00	61.95	3550.82
	08/19/97		0.00	62.05	3550.72
MW-6	09/27/96	3618.62	0.00	61.85	3556.77
	07/23/97		0.00	61.81	3556.81
	08/19/97		0.00	61.73	3556.89
MW-7	09/27/96	3599.20	0.00	54.74	3544.46
	07/23/97		0.00	52.89	3546.31
	08/19/97		0.00	53.57	3545.63
MW-8	09/27/96	3595.80	0.00	51.98	3543.82
	07/23/97		0.00	50.14	3545.66
	08/19/97		0.00	50.92	3544.88
MW-9	09/27/96	3599.35	0.00	50.27	3549.08
	07/23/97		0.00	50.07	3549.28
	08/19/97		0.00	50.09	3549.26

[a] Measuring point (MP) is top of PVC casing
[b] Water table elevation corrected for phase-separated hydrocarbon (PSH) thickness: measured groundwater elevation + 0.76 (PSH thickness)
NM = Not measured
NA = Not available
ft msl = Feet above mean sea level

Table 2. Comprehensive Summary of Fluid Level Measurements
Roswell Compressor Station No. 9
Page 2 of 3

Well No.	Date	Casing Elevation [a] (ft msl)	PSH Thickness (ft)	Depth to Water [a] (ft below MP)	Potentiometric Surface Elevation (ft msl)
MW-10	09/27/96	3617.85	0.00	67.21	3550.64
	07/23/97		0.00	66.83	3551.02
	08/19/97		0.00	66.93	3550.92
MW-11	09/27/96	3613.31	0.00	62.90	3550.41
	07/23/97		0.00	62.44	3550.87
	08/19/97		0.00	62.53	3550.78
MW-12	09/27/96	3606.38	0.00	55.58	3550.80
	07/23/97		0.00	53.99	3552.39
	08/19/97		0.00	53.96	3552.42
MW-13	09/27/96	3612.46	0.00	62.30	3550.07
	07/23/97		0.00	61.85	3550.61
	08/19/97		0.00	61.95	3550.51
MW-14	09/27/96	3604.83	0.00	53.38	3551.45
	07/23/97		0.00	53.33	3551.50
	08/19/97		0.00	53.06	3551.77
MW-15	09/27/96	3610.43	0.00	58.77	3551.66
	07/23/97		0.00	58.75	3551.68
	08/19/97		0.00	58.84	3551.59
MW-16	09/27/96	3612.41	4.01	67.16	3548.30 [b]
	07/23/97		4.87	66.46	3549.65 [b]
	08/19/97		4.89	66.54	3549.59 [b]
MW-17	09/27/96	3608.48	0.00	59.30	3549.18
	07/23/97		0.00	58.79	3549.69
	08/19/97		0.00	58.94	3549.54

[a] Measuring point (MP) is top of PVC casing
[b] Water table elevation corrected for phase-separated hydrocarbon (PSH) thickness: measured groundwater elevation + 0.76 (PSH thickness)
NM = Not measured
NA = Not available
ft msl = Feet above mean sea level

Table 2. Comprehensive Summary of Fluid Level Measurements
Roswell Compressor Station No. 9
Page 3 of 3

Well No.	Date	Casing Elevation [a] (ft msl)	PSH Thickness (ft)	Depth to Water [a] (ft below MP)	Potentiometric Surface Elevation (ft msl)
MW-18	09/27/96	3609.73	0.00	Dry	NA
	07/23/97		0.00	58.29	3551.44
	08/19/97		0.00	64.81	Still recovering
MW-19	09/27/96	3608.17	0.00	57.95	3550.22
	07/23/97		0.00	56.03	3552.14
	08/19/97		0.00	56.20	3551.97
MW-20	08/19/97	3600.65	0.00	49.50	3551.15
MW-21	08/07/97	3612.01	0.00	63.64	3548.37
MW-22	08/19/97	3606.04	0.00	55.36	3550.68
MW-23 D	08/19/97	3605.16	0.00	62.05	3543.11

[a] Measuring point (MP) is top of PVC casing
[b] Water table elevation corrected for phase-separated hydrocarbon (PSH) thickness: measured groundwater elevation + 0.76 (PSH thickness)
NM = Not measured
NA = Not available
ft msl = Feet above mean sea level

Table 3. Comprehensive Summary of Organic Compound Analyses of Groundwater Samples
Roswell Compressor Station No. 9

Monitor Well	Source [a]	Date	Concentration (µg/L)										
			Benzene	Toluene	Ethyl-benzene	Total Xylene	1,1,1-TCA	1,1-DCA	1,2-DCA	1,1-DCE	2-Butanone (MEK)	4-Methyl-phenol	Total Naphthalene
NMWQCC Ground-Water Standard			*10*	*750*	*750*	*620*	*60*	*25*	*10*	*5*	*NS*	*NS*	*30*
MW-1	HB	09/21/92	**370**	**61**	**110**	**940**	**180**	**560**	<5	<5	**220**	**250**	**85**
MW-2	B&R	10/09/93	**6,500**	**15,000**	**2,100**	**13,000**	<300	<300	<5	<5	NA	NA	NA
MW-3	B&R	04/30/93	<5	<5	<5	NA	<5	<5	<5	<5	NA	NA	NA
	DBS&A	08/22/95	<5	<5	<5	<5	<5	<5	<5	<5	<100	<10	<10
		09/10/96	<1	<5	<5	<5	<5	<5	<5	<5	<100	<10	<10
		07/30/97	<1	<5	<5	<5	<5	<5	<5	<5	<100	<10	<10
MW-5	B&R	04/30/93	<5	<5	<5	NA	<5	<5	<5	<5	NA	NA	NA
	DBS&A	08/22/95	<5	<5	<5	<5	<5	<5	<5	<5	<100	<10	<10
		09/10/96	<1	<5	<5	<5	<5	<5	<5	<5	<100	<10	<10
		07/25/97	<1	<5	<5	<5	<5	<5	<5	<5	<100	<10	<10
MW-6	DBS&A	12/02/94	<0.5	<0.5	<0.5	<0.5	<0.2	<0.2	<5	<5	NA	NA	NA
		08/22/95	<5	<5	<5	<5	<5	<5	<5	<5	<100	<10	<10
		09/10/96	<1	<5	<5	<5	<5	<5	<5	<5	<100	<10	<10
		07/25/97	<1	<5	<5	<5	<5	<5	<5	<5	<100	<10	<10

Note: Only constituents detected in one or more groundwater samples are shown in this table.

[a] HB = Halliburton NUS Environmental Corporation
B&R = Brown & Root Environmental
DBS&A = Daniel B. Stephens & Associates, Inc.
1,1,1-TCA = 1,1,1-Trichloroethane
1,1-DCA = 1,1-Dichloroethane
1,1-DCE = Dichloroethene
1,2-DCA = 1,2-Dichloroethane

B = Analyte present in method blank
NA = Not analyzed
NS = No standard
Bold values highlight concentrations above reporting limits

Table 3. Comprehensive Summary of Organic Compound Analyses of Groundwater Samples
Roswell Compressor Station No. 9
Page 2 of 3

Monitor Well	Source [a]	Date	Concentration (µg/L)										
			Benzene	Toluene	Ethyl-benzene	Total Xylene	1,1,1-TCA	1,1-DCA	1,2-DCA	1,1-DCE	2-Butanone (MEK)	4-Methyl-phenol	Total Naphthalene
NMWQCC Ground-Water Standard			*10*	*750*	*750*	*620*	*60*	*25*	*10*	*5*	*NS*	*NS*	*30*
MW-7	DBS&A	08/23/95	<5	<5	<5	<5	<5	<5	**5**	<5	**900**	<10	<10
		09/17/96	<1	<5	<5	<5	<5	<5	<5	<5	<100	<10	<10
		07/31/97	<1	<5	<5	<5	<5	<5	<5	<5	<100	<10	<10
MW-8	DBS&A	08/22/95	**6**	<5	<5	<5	<5	<5	<5	<5	<100	<10	<10
		09/11/96	<1	<5	<5	<5	<5	<5	<5	<5	<100	<10	<10
		08/01/97	<1	<5	<5	<5	<5	<5	<5	<5	<100	<10	<10
MW-9	DBS&A	08/23/95	<5	<5	<5	<5	<5	<5	<5	<5	<100	<10	<10
		09/11/96	<1	<5	<5	<5	<5	<5	<5	<5	<100	<10	<10
		07/31/97	<1	<5	<5	<5	<5	<5	<5	<5	<100	<10	<10
MW-10	DBS&A	09/19/96	**2**	<5	<5	<5	<5	<5	<5	<5	<100	<10	<10
		07/31/97	<1	<5	<5	<5	<5	<5	<5	<5	<100	<10	<10
MW-11	DBS&A	09/19/96	<1	<5	<5	<5	<5	<5	<5	<5	<100	<10	<10
		07/30/97	<1	<5	<5	<5	<5	<5	<5	<5	<100	<10	<10
MW-12	DBS&A	09/17/96	**760**	<5	<5	**52**	<5	<5	<5	<5	<100	<10	<10
		08/06/97	**280**	<5	<5	<5	<5	<5	**9**	<5	<10	<10	<10

Note: Only constituents detected in one or more groundwater samples are shown in this table.

[a] HB = Halliburton NUS Environmental Corporation
B&R = Brown & Root Environmental
DBS&A = Daniel B. Stephens & Associates, Inc.
1,1,1-TCA = 1,1,1-Trichloroethane
1,1-DCA = 1,1-Dichloroethane
1,1-DCE = Dichloroethene
1,2-DCA = 1,2-Dichloroethane

B = Analyte present in method blank
NA = Not analyzed
NS = No standard
Bold values highlight concentrations above reporting limits

Table 3. Comprehensive Summary of Organic Compound Analyses of Groundwater Samples
Roswell Compressor Station No. 9
Page 3 of 3

Monitor Well	Source [a]	Date	Concentration (µg/L)										
			Benzene	Toluene	Ethyl-benzene	Total Xylene	1,1,1-TCA	1,1-DCA	1,2-DCA	1,1-DCE	2-Butanone (MEK)	4-Methyl-phenol	Total Naphthalene
NMWQCC Ground-Water Standard			*10*	*750*	*750*	*620*	*60*	*25*	*10*	*5*	*NS*	*NS*	*30*
MW-13	DBS&A	09/19/96	**4,600**	**9**	<5	**170**	<5	<5	<5	<5	<100	<10	<10
		08/09/97	**2,400**	<5	**100**	<5	<5	<5	**41**	<5	<100	<10	<10
MW-14	DBS&A	09/24/96	**2** B	<5	<5	<5	<5	<5	<5	<5	<100	<10	<10
		08/01/97	<1	<5	<5	<5	<5	<5	<5	<5	<100	<10	<10
MW-15	DBS&A	09/25/96	**4** B	**6**	<5	**6**	<5	<5	<5	<5	<100	<10	<10
		08/08/97	<1	<5	<5	<5	<5	<5	<5	<5	<100	<10	<10
MW-17	DBS&A	09/24/96	**2** B	<5	<5	<5	<5	<5	<5	<5	<100	<10	<10
		07/31/97	<1	<5	<5	<5	<5	<5	<5	<5	<100	<10	<10
MW-18	DBS&A	08/09/97	<1	<5	<5	<5	<5	<5	<5	<5	<100	<10	<10
MW-19	DBS&A	09/27/96	**2**	<5	<5	<5	<5	<5	<5	<5	<100	<10	<10
		08/08/97	<1	<5	<5	<5	<5	<5	<5	<5	<100	<10	<10
MW-20	DBS&A	08/07/97	**12**	<5	<5	<5	**22**	**8**	<5	**39**	<100	<10	<10
MW-21	DBS&A	08/07/97	**370**	<5	<5	<5	<5	<5	**11**	<5	<100	<10	<10
MW-22	DBS&A	08/07/97	<1	<5	<5	<5	<5	<5	<5	<5	<100	<10	<10
MW-23D	DBS&A	08/06/97	<1	<5	<5	<5	<5	<5	<5	<5	<100	<10	<10

Note: Only constituents detected in one or more groundwater samples are shown in this table.

[a] HB = Halliburton NUS Environmental Corporation
B&R = Brown & Root Environmental
DBS&A = Daniel B. Stephens & Associates, Inc.
1,1,1-TCA = 1,1,1-Trichloroethane
1,1-DCA = 1,1-Dichloroethane
1,1-DCE = Dichloroethene
1,2-DCA = 1,2-Dichloroethane

B = Analyte present in method blank
NA = Not analyzed
NS = No standard
Bold values highlight concentrations above reporting limits

Table 4. Comprehensive Summary of Selected Metals Analyses of Groundwater Samples
Roswell Compressor Station No. 9

Monitor Well	Source [a]	Date	Concentration (mg/L)											
			Arsenic	Barium	Cadmium	Chromium	Iron	Lead	Mercury	Selenium	Silver	Aluminum	Copper	Zinc
NMWQCC Ground-Water Standard			*0.1*	*1.0*	*0.01*	*0.05*	*1.0*	*0.05*	*0.002*	*0.05*	*0.05*	*5.0*	*1.0*	*10*
MW-1	HB	09/21/92	**0.19**	**4.4**	<0.005	**0.01**	NA	<0.05	<0.0002	<0.003	<0.01	NA	NA	NA
MW-3	CES	03/23/94	<0.03	**0.09**	<0.01	<0.01	NA	**0.04**	<0.0002	<0.04	<0.01	NA	NA	NA
		03/23/94 [b]	<0.03	**0.02**	<0.01	<0.01	NA	<0.03	<0.0002	<0.04	<0.01	NA	NA	NA
	DBS&A	08/22/95	<0.05	<0.01	<0.005	<0.01	NA	<0.05	**0.0002**	<0.1	<0.01	**0.24**	<0.01	**0.03**
		09/10/96	<0.05	**0.02**	<0.005	<0.01	NA	<0.003	<0.0002	<0.01	<0.01	NA	<0.01	<0.01
		07/30/97	<0.01	<0.01	<0.005	<0.01	<0.3	<0.003	<0.0002	<0.01	<0.01	NA	<0.01	<0.01
MW-5	CES	03/23/94	<0.03	**0.38**	<0.01	**0.03**	NA	**0.04**	<0.0002	<0.04	<0.01	NA	NA	NA
		03/23/94 [b]	<0.03	**0.01**	<0.01	<0.01	NA	<0.03	<0.0002	<0.04	<0.01	NA	NA	NA
	DBS&A	08/22/95	<0.05	<0.01	<0.005	<0.01	NA	<0.05	<0.0002	<0.1	<0.01	**0.38**	<0.01	**0.01**
		09/10/96	<0.05	**0.01**	<0.005	<0.01	NA	<0.003	<0.0002	**0.02**	<0.01	NA	<0.01	**0.02**
		07/25/97	<0.01	<0.01	<0.005	<0.01	**0.26**	<0.003	<0.0002	**0.02**	<0.01	NA	<0.01	<0.01
MW-6	DBS&A	08/22/95	<0.05	<0.01	<0.005	<0.01	NA	<0.05	**0.0005**	<0.1	<0.01	**0.69**	<0.01	**0.03**
		09/10/96	<0.05	**0.01**	<0.005	<0.01	NA	**0.004**	<0.0002	<0.01	<0.01	NA	<0.01	<0.01
		07/25/97	<0.01	<0.01	<0.005	<0.01	**0.32**	<0.003	<0.0002	<0.01	<0.01	NA	<0.01	**0.01**
MW-7	DBS&A	08/23/95	<0.05	**0.02**	<0.005	<0.01	NA	<0.05	**0.0004**	<0.1	<0.01	**1.39**	<0.01	**0.02**
		09/17/96	<0.05	**0.02**	<0.005	<0.01	NA	<0.003	<0.0002	<0.01	<0.01	NA	<0.01	**0.02**
		07/31/97	<0.05	<0.05	<0.02	<0.05	**0.3**	<0.02	<0.0002	<0.05	<0.05	NA	<0.05	<0.05

Notes: 1. Unless otherwise noted, all analyses represent total metal concentrations.
2. Bold values highlight concentrations above reporting limits.

NA = Not analyzed
mg/L = Milligrams per liter

[a] HB = Halliburton NUS Environmental Corporation
CES = Cypress Engineering Services
DBS&A = Daniel B. Stephens & Associates, Inc.
[b] Dissolved metal concentrations determined on samples filtered in the laboratory prior to analysis.

Table 4. Comprehensive Summary of Selected Metals Analyses of Groundwater Samples
Roswell Compressor Station No. 9

Monitor Well	Source [a]	Date	Concentration (mg/L)											
			Arsenic	Barium	Cadmium	Chromium	Iron	Lead	Mercury	Selenium	Silver	Aluminum	Copper	Zinc
NMWQCC Ground-Water Standard			*0.1*	*1.0*	*0.01*	*0.05*	*1.0*	*0.05*	*0.002*	*0.05*	*0.05*	*5.0*	*1.0*	*10*
MW-8	DBS&A	08/22/95	<0.05	<0.01	<0.005	<0.01	NA	<0.05	**0.0003**	<0.1	<0.01	**0.33**	<0.01	**0.01**
		09/11/96	<0.05	**0.01**	<0.005	<0.01	NA	<0.003	<0.0002	<0.01	<0.01	NA	<0.01	<0.01
		08/01/97	<0.05	<0.05	<0.02	<0.05	<0.2	<0.02	<0.0002	<0.05	<0.05	NA	<0.05	<0.05
MW-9	DBS&A	08/23/95	<0.05	**0.04**	<0.005	<0.01	NA	<0.05	**0.0005**	<0.1	<0.01	**3.13**	**0.01**	**0.03**
		09/11/96	<0.05	**0.05**	<0.005	**0.01**	NA	**0.004**	<0.0002	<0.01	<0.01	NA	<0.01	**0.02**
		07/31/97	<0.05	<0.05	<0.02	<0.05	**0.4**	<0.02	<0.0002	<0.05	<0.05	NA	<0.05	<0.05
MW-10	DBS&A	09/19/96	<0.05	<0.01	<0.005	<0.01	NA	<0.003	<0.0002	<0.01	<0.01	NA	<0.01	**0.02**
		07/31/97	<0.05	<0.05	<0.02	<0.05	<0.02	<0.02	<0.0002	<0.05	<0.05	NA	<0.05	<0.05
MW-11	DBS&A	09/19/96	<0.05	<0.01	<0.005	<0.01	NA	**0.004**	<0.0002	<0.01	<0.01	NA	<0.01	**0.04**
		07/30/97	<0.01	<0.01	<0.005	<0.01	**0.07**	<0.003	<0.0002	<0.01	<0.01	NA	<0.01	**0.01**
MW-12	DBS&A	09/17/96	<0.05	**0.02**	<0.005	<0.01	NA	<0.003	<0.0002	<0.01	<0.01	NA	<0.01	**0.01**
		08/06/97	<0.01	**0.01**	<0.005	<0.01	**0.52**	<0.003	<0.0002	<0.01	<0.01	NA	<0.01	<0.01
MW-13	DBS&A	09/19/96	<0.05	<0.01	<0.005	<0.01	NA	<0.003	<0.0002	<0.01	<0.01	NA	<0.01	**0.01**
		08/09/97	**0.02**	**0.02**	<0.005	<0.01	**0.81**	<0.003	<0.0002	<0.01	<0.01	NA	<0.01	**0.02**
MW-14	DBS&A	09/24/96	<0.05	**0.03**	<0.005	<0.01	NA	<0.003	<0.0002	<0.01	<0.01	NA	<0.01	**0.01**
		08/01/97	<0.05	<0.05	<0.02	<0.05	<0.02	<0.02	<0.0002	<0.05	<0.05	NA	<0.05	<0.05

Notes: 1. Unless otherwise noted, all analyses represent total metal concentrations.
2. Bold values highlight concentrations above reporting limits.

NA = Not analyzed
mg/L = Milligrams per liter

[a] HB = Halliburton NUS Environmental Corporation
CES = Cypress Engineering Services
DBS&A = Daniel B. Stephens & Associates, Inc.

[b] Dissolved metal concentrations determined on samples filtered in the laboratory prior to analysis.

Table 4. Comprehensive Summary of Selected Metals Analyses of Groundwater Samples
Roswell Compressor Station No. 9

Monitor Well	Source [a]	Date	Concentration (mg/L)											
			Arsenic	Barium	Cadmium	Chromium	Iron	Lead	Mercury	Selenium	Silver	Aluminum	Copper	Zinc
NMWQCC Ground-Water Standard			*0.1*	*1.0*	*0.01*	*0.05*	*1.0*	*0.05*	*0.002*	*0.05*	*0.05*	*5.0*	*1.0*	*10*
MW-15	DBS&A	09/25/96	<0.05	**0.03**	<0.005	<0.01	NA	<0.003	<0.0002	<0.01	<0.01	NA	<0.01	**0.08**
		08/08/97	**0.02**	**0.02**	<0.005	<0.01	**0.32**	<0.003	<0.0002	<0.01	<0.01	NA	<0.01	**0.01**
MW-17	DBS&A	09/24/96	<0.05	<0.01	<0.005	<0.01	NA	<0.003	<0.0002	<0.01	<0.01	NA	<0.01	**0.01**
		07/31/97	<0.05	<0.05	<0.02	<0.05	<0.2	<0.02	<0.0002	<0.05	<0.05	NA	<0.05	<0.05
MW-18	DBS&A	08/09/97	**0.02**	**0.02**	<0.005	**0.02**	**1.09**	<0.003	<0.002	<0.01	<0.01	NA	<0.01	**0.03**
MW-19	DBS&A	09/27/96	<0.05	**0.01**	<0.005	<0.01	NA	**0.004**	<0.0002	<0.01	<0.01	NA	<0.01	**0.04**
		08/08/97	**0.01**	**0.01**	<0.005	<0.01	**0.08**	<0.003	<0.0002	<0.01	<0.01	NA	<0.01	<0.01
MW-20	DBS&A	08/07/97	<0.01	**0.04**	<0.005	<0.01	**1.85**	<0.003	<0.0002	<0.01	<0.01	NA	**0.02**	**0.05**
MW-21	DBS&A	08/07/97	<0.01	**0.06**	<0.005	<0.01	**0.54**	<0.003	<0.0002	<0.1	<0.01	NA	<0.01	**0.03**
MW-22	DBS&A	08/07/97	<0.01	**0.21**	<0.005	<0.01	**16.5**	**0.008**	<0.0002	<0.01	<0.01	NA	**0.05**	**0.08**
MW-23D	DBS&A	08/06/97	<0.01	**0.02**	<0.005	**0.02**	**0.11**	<0.003	<0.0002	<0.01	<0.01	NA	<0.01	**0.02**

Notes: 1. Unless otherwise noted, all analyses represent total metal concentrations.
2. Bold values highlight concentrations above reporting limits.

NA = Not analyzed
mg/L = Milligrams per liter

[a] HB = Halliburton NUS Environmental Corporation
CES = Cypress Engineering Services
DBS&A = Daniel B. Stephens & Associates, Inc.

[b] Dissolved metal concentrations determined on samples filtered in the laboratory prior to analysis.

Table 5. Comprehensive Summary of Major Ion Analyses of Groundwater Samples
Roswell Compressor Station No. 9
Page 1 of 2

Monitor Well	Date	Concentration (mg/L)								
		Calcium	Chloride	Magnesium	Nitrate/ Nitrite as N	Potassium	Sodium	Sulfate	Total Alkalinity	Total Dissolved Solids
NWMQCC Ground-Water Standard		*NS*	*250*	*NS*	*10*	*NS*	*NS*	*600*	*NS*	*1,000*
MW-3	08/22/95	587	405	136	0.80	3.2	215	1,800	116	3,650
	09/10/96	635	385	144	0.96	20	229	1,800	115	3,530
	07/30/97	804	409	135	1.1	<5	410	1,680	114	3,560
MW-5	08/22/95	623	574	145	3.10	3.8	204	1,800	122	3,440
	09/10/96	631	578	158	2.97	19	218	1,690	114	3,550
	07/25/97	916	622	159	3.7	<5	270	1,720	120	3,960
MW-6	08/22/95	458	344	148	1.00	3.9	124	1,600	110	2,800
	09/10/96	488	333	154	0.98	19	182	1,490	99	3,040
	07/25/97	778	344	217	1.0	5	236	1,650	112	3,420
MW-7	08/23/95	668	284	235	0.12	8.2	149	2,000	136	3,640
	09/17/96	648	273	198	0.07	20	145	2,140	110	3,760
	07/31/97	191	313	84.3	<0.05	<20	95	1,930	112	3,700
MW-8	08/22/95	587	362	193	0.10	3.7	117	2,000	134	3,640
	09/11/96	630	331	222	0.06	21	206	2,120	141	3,780
	08/01/97	86.5	339	51.5	0.16	<20	80	1,980	140	3,890
MW-9	08/23/96	896	391	232	0.38	17	230	2,200	124	4,060
	09/11/96	673	439	210	0.56	24	287	1,990	114	3,810
	07/31/97	557	487	174	0.55	<20	362	2,040	126	4,270
MW-10	09/19/96	634	367	153	0.75	6	179	3,360	133	3,390
	07/31/97	211	364	62.3	0.71	<20	146	1,590	138	3,550

NS = No standard mg/L = Milligrams per liter

Table 5. Comprehensive Summary of Major Ion Analyses of Groundwater Samples
Roswell Compressor Station No. 9
Page 2 of 2

Monitor Well	Date	Concentration (mg/L)								
		Calcium	Chloride	Magnesium	Nitrate/ Nitrite as N	Potassium	Sodium	Sulfate	Total Alkalinity	Total Dissolved Solids
NWMQCC Ground-Water Standard		*NS*	*250*	*NS*	*10*	*NS*	*NS*	*600*	*NS*	*1,000*
MW-11	09/19/96	642	400	144	0.71	<5	202	2,480	116	3,480
	07/30/97	748	405	132	0.7	8	545	1,680	106	3,550
MW-12	09/17/96	688	431	127	0.36	16	247	1,810	110	3,670
	08/06/97	605	435	123	0.41	<5	236	1,640	106	3,670
MW-13	09/19/96	496	438	123	0.13	5	136	2,910	136	2,810
	08/09/97	484	518	144	0.06	18	212	1,460	142	3,640
MW-14	09/24/96	668	364	154	0.31	6	149	2,000	98	3,580
	08/01/97	672	360	155	0.32	<20	180	1,630	110	3,710
MW-15	09/25/96	1,130	438	180	0.58	7	210	3,940	138	3,860
	08/08/97	625	467	171	0.35	<5	269	1,920	118	3,820
MW-17	09/24/96	626	437	170	0.71	<5	218	2,000	138	3,660
	07/31/97	221	445	71.1	0.71	<20	175	1,820	96	1,570
MW-18	08/09/97	471	NA	164	NA	57	291	NA	NA	4,240
MW-19	09/27/96	981	459	226	0.82	5	240	2,100	196	3,850
	08/08/97	622	536	170	0.88	11	252	2,030	122	3,990
MW-20	08/07/97	617	385	135	1.65	<5	239	1,820	200	3,710
MW-21	08/07/97	621	436	137	0.71	<5	192	1,790	120	3,960
MW-22	08/07/97	727	377	143	0.76	6	233	1,780	302	3,630
MW-23D	08/06/97	624	344	178	<0.05	8	231	1,980	124	3,800

NS = No Standard mg/L = Milligrams per liter NA = Not analyzed

Appendix A

Lithologic Logs and Well Completion Diagrams, Phase III Assessment

OP\6033\603353K.DWG

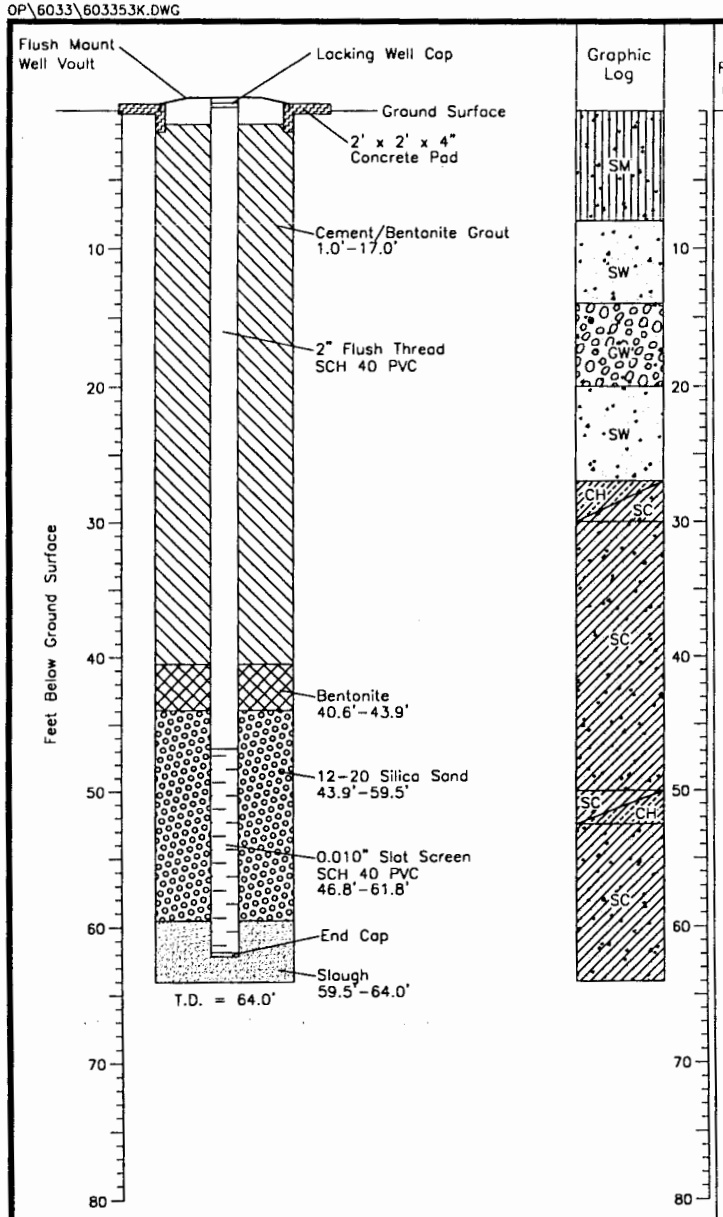

PID Reading (ppm)	Sampling Device	Sample Interval (feet bgs)	USCS Symbol	Comments and Lithology
2.2	Cuttings	4-5	SM	5 - Silty sand with gravel; pinkish gray (7.5YR 7/2); silt to 3/4" diameter gravel; poorly sorted; subangular to rounded grains; unconsolidated; dry; 15% silt, 70% sand, 15% gravel; at 8' encounter sand with gravel
0.8	Split spoon	10-11.5	SW	10 - Sand with gravel; pink (7.5YR 7/4); very fine-grained sand to 2" diameter gravel; poorly sorted; angular to subrounded clasts; unconsolidated; damp; 65% sand, 35% gravel
0.8	Cuttings	14-15	GW	15 - Gravel with silt and sand; pink (7.5YR 7/4); silt to 1 1/2 diam. gravel; poorly sorted; subangular to rounded clasts; unconsolidated; dry; 10% silt, 25% sand, 65% gravel
1.1	Split spoon Cuttings	20-21.5 20-21	SW	20 - Sand with silt and gravel; light brown (7.5YR 6/4); silt to 1" diameter gravel; poorly sorted; rounded clasts; unconsolidated; damp to moist; 10% silt, 60% sand, 30% gravel
1.1	Cuttings	24-25	SW	25 - Sand with silt and gravel; same as above; at 27' encounter clay
0.0	Split spoon	30-31.5	CH/SC	30 - Clayey sand; yellowish red (5YR 5/6); clay to medium-grained sand; mostly fine-grained; poorly sorted; rounded grains; moderate to high plasticity; unconsolidated; wet
1.1	Cuttings	34-35	SC	35 - Clayey sand with gravel; yellowish red (5YR 4/6); clay to 3/4" gravel; mostly fine- to medium-grained sand; poorly sorted; rounded clasts; unconsolidated; wet; 25% clay, 70% sand, 5% gravel
0.8	Split spoon	40-41.5	SC	40 - Clayey sand; dark red (2.5YR 4/8); clay to coarse-grained sand; poorly sorted; rounded grains; unconsolidated; wet; 15% clay, 85% sand
0.5	Cuttings	45-46	SC	45 - Clayey sand; dark red (2.5YR 4/6); clay to fine-grained sand; poorly sorted; rounded grains; moderate plasticity; unconsolidated; wet; 20% clay, 80% sand
0.5	Split spoon	52-53.5	SC/CH	52 - Clayey sand and clay mixed; dark red (2.5YR 4/6); clay to fine-grained sand; poorly sorted; rounded grains; moderate to high plasticity; unconsolidated; wet to saturated; water at 52'
0.8	Cuttings	59-60	SC	60 - Clayey sand; same as above
0.8	Split spoon	64-65.5	SC	65 - Clayey sand to sand with clay; same as above, but less clay in some layers

Geologist: C. Pigman
Driller: Layne Environmental
Date completed: 8-4-97

Drilling method: Hollow stem auger
Bit diameter: 8 1/2 in. O.D.

ROSWELL COMPRESSOR STATION

Well Log: MW-20

DANIEL B. STEPHENS & ASSOCIATES, INC.
9-17-97
JN 6033

OP\6033\603354K.DWG

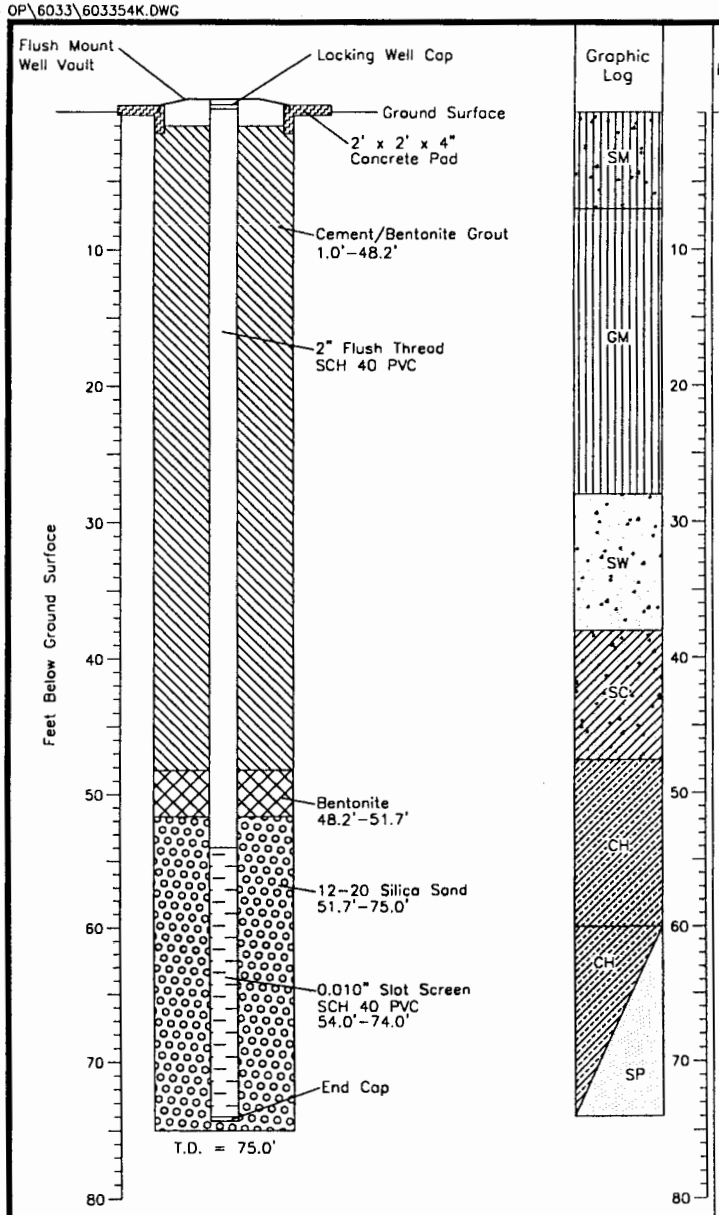

PID Reading (ppm)	Sampling Device	Sample Interval (feet bgs)	USCS Symbol	Comments and Lithology
				0 – Silty sand
4.7	Cuttings	4–5	SM	5 – Silty sand with gravel; white (10YR 8/1); silt to 3/4" diameter gravel; poorly sorted; subangular clasts; unconsolidated to slightly consolidated (some caliche); dry; 25% silt, 45% sand, 30% gravel
0.4	Split spoon	10–11.5	GM	10 – Silty gravel with sand; pink (7.5YR 7/3); silt to 3" diameter gravel; poorly sorted; angular to subrounded clasts; unconsolidated; dry; 15% silt, 35% sand, 50% gravel
1.5	Cuttings	14–15	GM	15 – Silty gravel with sand; same as above
1.5	Split spoon Cuttings	20–21.5 20–21	GM	20 – Silty gravel with sand; same as above
1.8	Cuttings	24–25	GM	25 – Silty gravel with sand; same as above
1.0	Split spoon	33–34.5	SW	33 – Sand with silt; light brown (7.5YR 6/4); silt to 3/4" gravel; poorly sorted; subrounded clasts; mostly very fine- to coarse-grained sand; unconsolidated; moist; 10% silt, 75% sand, 15% gravel
1.3	Split spoon	40–41.5	SC	40 – Clayey sand; dark red (2.5YR 4/6); clay to fine-grained sand with minor 3/8" diameter gravel; poorly sorted; rounded grains; moderate plasticity; unconsolidated; wet; 20% clay, 80% sand; mostly very fine- to fine-grained sand
1.8	Split spoon	50–51.5	CH	50 – Clay; yellowish red (5YR 4/6); high plasticity; unconsolidated; moist to wet
13.5	Split spoon	60–61.5	CH/SP	60 – Clay and sand interbedded; clay, yellowish red (5YR 5/6), high plasticity; sand, reddish yellow (5YR 7/6), fine to medium-grained, well sorted, rounded grains, unconsolidated, moist to wet
12.9	Split spoon	63–64.5	CH/SP	63 – Clay and sand interbedded; same as above; saturated at 69'
348	Split spoon	72–73.5	CH/SP	72 – Clay and clayey sand (probably sand); same as above

Geologist: C. Pigman
Driller: Layne Environmental
Date completed: 8–6–97

Drilling method: Hollow stem auger
Bit diameter: 8 1/2 in. O.D.

ROSWELL COMPRESSOR STATION

Well Log: MW-21

DANIEL B. STEPHENS & ASSOCIATES, INC.
9–17–97
JN 6033

OP\6033\603355K.DWG

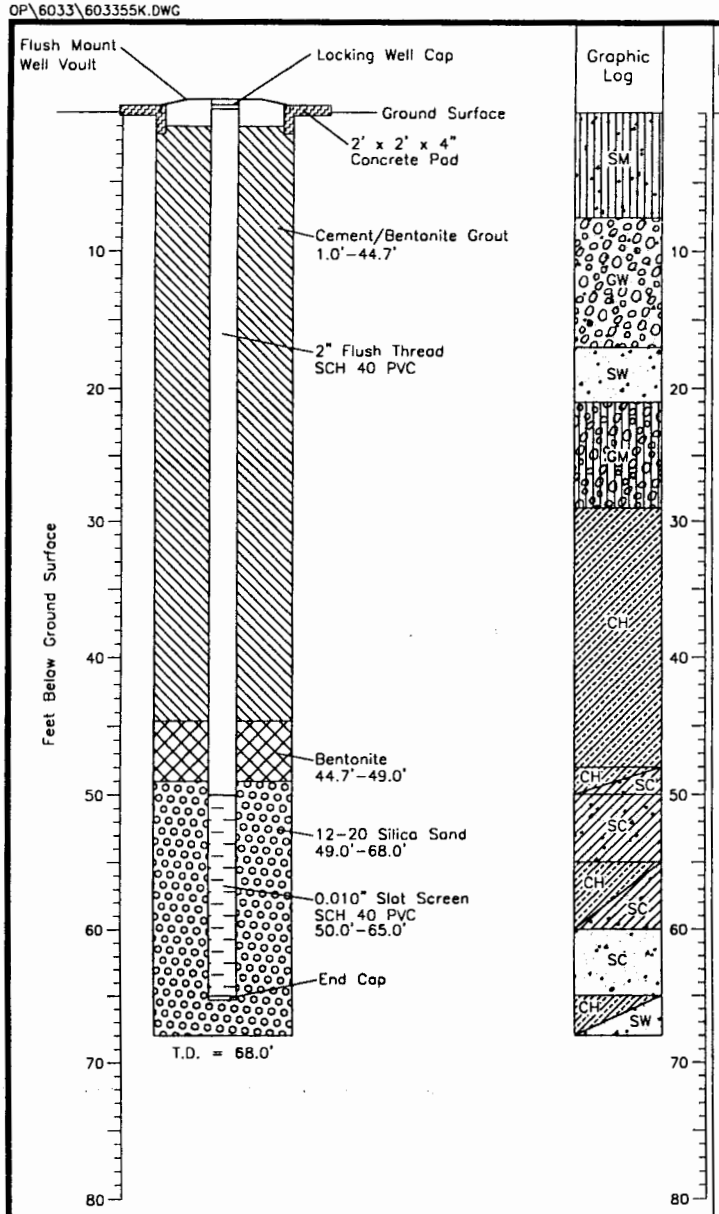

PID Reading (ppm)	Sampling Device	Sample Interval (feet bgs)	USCS Symbol	Comments and Lithology
2.1	Cuttings	6–7	SM	6 – Silty sand with gravel; light brown (7.5YR 6/4); silt to 1.5" diameter gravel; mostly fine- to medium-grained sand; poorly sorted; angular clasts; unconsolidated; dry; 15% silt, 70% sand, 15% gravel
0.1	Split spoon	12–13.5	GW	12 – Gravel with sand; pinkish gray (7.5YR 7/2); silt to 2" gravel; mostly gravel; poorly sorted; subrounded clasts; unconsolidated; dry; 5% silt, 20% sand, 75% gravel
1.5	Cuttings	16–17	GW	17 – Sand with gravel; pink (7.5YR 7/3); medium-grained sand to 1" diameter gravel; mostly medium-grained sand; poorly sorted; subrounded grains; unconsolidated; dry; 65% sand, 35% gravel
2.1	Split spoon	22–23.5	GM	22 – Silty gravel with sand; pinkish gray (7.5YR 7/2); silt to 1" gravel; poorly sorted; subangular to subrounded clasts; unconsolidated; dry; 15% silt, 25% sand, 60% gravel
2.1	Cuttings	26–27	GM	26 – Silty gravel with sand; pink (7.5YR 7/3); same as above; at 29' encounter reddish brown clay
0.7	Split spoon	32–33.5	CH	32 – Clay; yellowish red (5YR 5/6); high plasticity; wet; unconsolidated; no sand
1.0	Cuttings	36–37	CH	36 – Clay; same as above
0.4	Split spoon	42–43.5	CH	42 – Clay; same as above
1.5	Cuttings	46–47	CH	46 – Clay; same as above; at 48' encounter sandy clay and clayey sand
0.8	Split spoon	50–51.5	SC	50 – Clayey sand; yellowish red (5YR 4/6); clay to fine-grained sand; poorly sorted; rounded grains; moderate plasticity; unconsolidated; wet to saturated; 20% clay, 80% sand
1.1	Split spoon	55–56.5	CH/SC	55 – Clay and clayey sand interbedded; yellowish red (5YR 5/6); clay; high plasticity; wet to saturated; clayey sand, same as above; saturated
0.8	Cuttings	60–61	SC	60 – Clayey sand; same as above; wet to saturated
0.5	Split spoon	65–66.5	CH/SW	65 – Clay and sandy clay with thin layers of sand; yellowish red (5YR 5/6); clay, high plasticity; sandy clay, high plasticity, fine-grained sand; unconsolidated; wet to saturated; sand layers producing water

Geologist: C. Pigman
Driller: Layne Environmental
Date completed: 8–6–97

Drilling method: Stratex air rotary to 42', hollow stem auger from 42' to TD
Bit diameter: 9 in. O.D. to 42', 8 1/2 in. O.D. from 42' to TD

ROSWELL COMPRESSOR STATION

Well Log: MW-22

DANIEL B. STEPHENS & ASSOCIATES, INC.
9-17-97
JN 6033

OP\6033\603356K.DWG

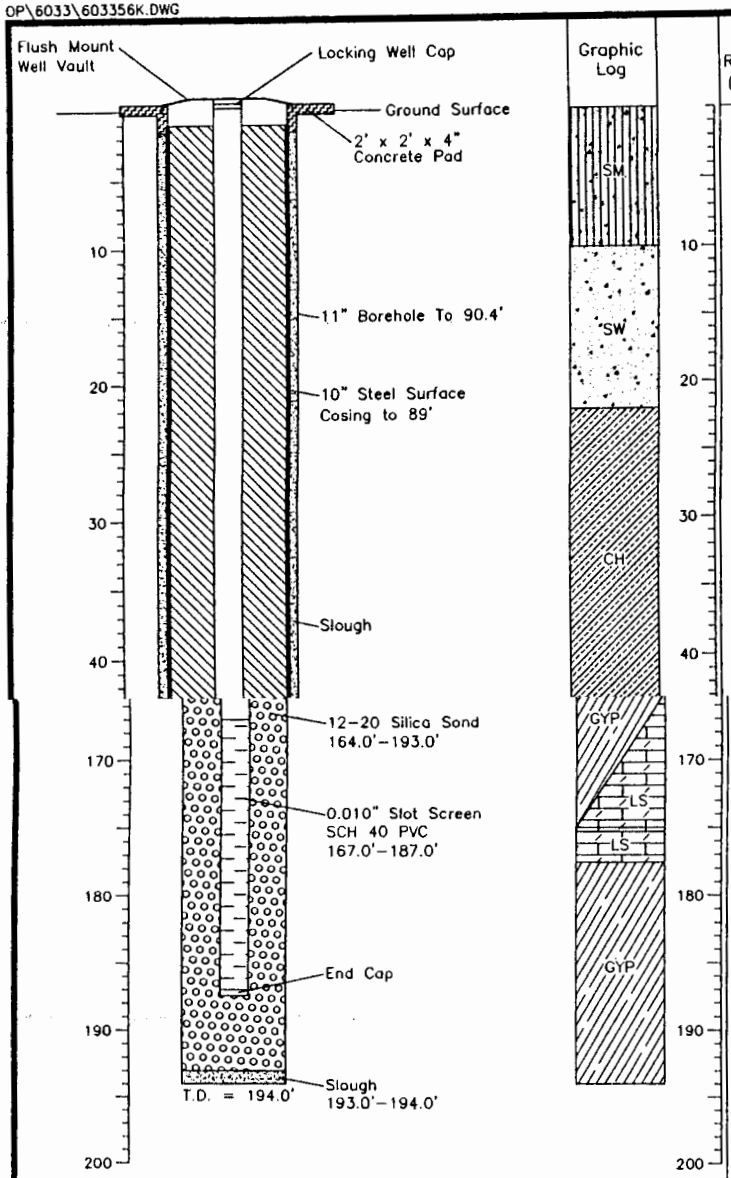

PID Reading (ppm)	Sampling Device	Sample Interval (feet bgs)	USCS Symbol	Comments and Lithology
0.0	Cuttings	0'-10'	SM	5 – Silty sand; light brown (7.5YR 6/3); silt to pebble-size (1/4") gravel; poorly sorted; subangular clasts; unconsolidated; dry; 20% silt, 70% sand, 10% gravel
0.0	Split spoon	13'-14.5'	SW	13 – Sand with gravel; light brown (7.5YR 6/4); very fine-grained sand to 1" gravel; poorly sorted; rounded clasts; unconsolidated; dry; 70% sand, 30% gravel
1.2	Cuttings	19'-20'	SW	20 – Sand with gravel; same as above
1.2	Cuttings	24'-25'	CH	25 – Clay; reddish brown (5YR 4/4); minor gravel; high plasticity; wet; unconsolidated
0.9	Cuttings	29'-30'	CH	30 – Clay; same as above
1.3	Split spoon	32.5'-34'	CH	34 – Clay; reddish yellow (5YR 6/6); no sand or gravel; high plasticity; unconsolidated; wet to saturated
1.9	Cuttings	39'-40'	CH	40 – Clay; same as above
?	Cuttings	170'-171'	GYP/LS	
0.2	Cuttings	175'-176'	LS	175 – Limestone; gray; well indurated; moist; minor gypsum; at 188' back in mostly gypsum
2.2	Cuttings	180'-181'	GYP	180 – Gypsum; gray to white; well indurated; dry

Geologist: C. Pigman
Driller: Layne Environmental
Date completed: 7-29-97

Drilling method: Stratex air rotary
Bit diameter: 11 in. O.D. to 90',
8 3/4 in. O.D. from 90'

ROSWELL COMPRESSOR STATION

Well Log: MW-23D

DANIEL B. STEPHENS & ASSOCIATES, INC.
9-30-97
JN 6033

Appendix B

Summary of Analytical Results, Phase III Assessment

Table B-1. Summary of Analytical Results for Total Petroleum Hydrocarbons in Soil Roswell Compressor Station No. 9

Boring/Monitor Well	Sample Date	Sample ID	Total Petroleum Hydrocarbons (mg/kg)
MW-20	08/04/97	MW-20-10	60
		MW-20-20	58
		MW-20-30	62
		MW-20-40	60
		MW-20-52	64
		MW-20-64	54
MW-21	08/05/97	MW-21-10	37
		MW-21-20	61
		MW-21-33	54
		MW-21-40	57
		MW-21-50	53
		MW-21-60	50
		MW-21-72	50
MW-22	08/04/97	MW-22-10	89
		MW-22-20	53
		MW-22-32	42
		MW-22-42	55
		MW-22-50	59
		MW-22-55	66
		MW-22-65	57
MW-23D	08/06/97	MW-23D-13	55
		MW-23D-33	59
		MW-23D-52	47
		MW-23D-73	50
		MW-23D-100	72
		MW-23D-110	71
		MW-23D-126	93
		MW-23D-150	60
		MW-23D-170	52
		MW-23D-180	68

mg/kg = Milligrams per kilogram

Table B-2. Summary of Analytical Results in Soil Samples
Roswell Compressor Station No. 9

Analyte	Sample Identification (Sample Date)				
	MW-20-52' (08/04/97	MW-21-60' (08/05/97)	MW-22-55' (08/04/97)	MW-23D-52' (07/26/97)	MW-23D-170' (07/29/97)
Volatile Organic Compounds (µg/kg) by EPA Method 8240					
Acetone	<100	<100	<100	<100	<100
Benzene	<1	**15**	<1	<1	<1
Bromodichloromethane	<5	<5	<5	<5	<5
Bromoform (tribromomethane)	<5	<5	<5	<5	<5
Bromomethane	<10	<10	<10	<10	<10
Methyl ethyl ketone (2-butanone)	<100	<100	<100	<100	<100
Carbon disulfide	<5	<5	<5	<5	<5
Carbon tetrachloride	<5	<5	<5	<5	<5
Chlorobenzene	<5	<5	<5	<5	<5
Chloroethane	<10	<10	<10	<10	<10
2-Chloroethylvinyl ether	<10	<10	<10	<10	<10
Chloroform (trichloromethane)	<5	<5	<5	<5	<5
Chloromethane (methyl chloride)	<10	<10	<10	<10	<10
Dibromochloromethane (chlorodibromomethane)	<5	<5	<5	<5	<5
1,1-Dichloroethane (1,1-DCA)	<5	<5	<5	<5	<5
1,2-Dichloroethane (ethylene chloride)	<5	<5	<5	<5	<5
1,1-Dichloroethene (1,1-DCE)	<5	<5	<5	<5	<5
cis-1,2-Dichloroethene	NA	NA	NA	NA	NA
trans-1,2-Dichloroethene	<5	<5	<5	<5	<5
1,2-Dichloropropane (propylene chloride)	<5	<5	<5	<5	<5
cis-1,3-Dichloropropene	<5	<5	<5	<5	<5
trans-1,3-Dichloropropene	<5	<5	<5	<5	<5
Ethylbenzene	<5	<5	<5	<5	<5
2-Hexanone	<50	<50	<50	<50	<50
Methylene chloride (dichloromethane)	<5	<5	<5	<5	<5
4-Methyl-2-pentanone (MIBK)	<50	<50	<50	<50	<50
Styrene	<5	<5	<5	<5	<5
1,1,2,2-Tetrachloroethane (1,1,2,2-PCA)	<5	<5	<5	<5	<5
Tetrachloroethene (PCE)	<5	<5	<5	<5	<5

Bold values highlight concentrations above reporting limits.

µg/kg = Micrograms per kilogram
NA = not analyzed

Table B-2. Summary of Analytical Results in Soil Samples
Roswell Compressor Station No. 9
Page 2 of 5

Analyte	Sample Identification (Sample Date)				
	MW-20-52' (08/04/97	MW-21-60' (08/05/97)	MW-22-55' (08/04/97)	MW-23D-52' (07/26/97)	MW-23D-170' (07/29/97)
Toluene	<5	<5	<5	<5	<5
1,1,1-Trichloroethane (1,1,1-TCA)	<5	<5	<5	<5	<5
1,1,2-Trichloroethane	<5	<5	<5	<5	<5
Trichloroethene (TCE)	<5	<5	<5	<5	<5
Vinyl acetate	<50	<50	<50	<50	<50
Vinyl chloride	<10	<10	<10	<10	<10
Xylene(s)	<5	<5	<5	<5	<5
Semivolatile Organic Compounds (µg/kg) by EPA Method 8270					
Acenaphthene	<330	<330	<330	<330	<330
Acenaphthylene	<330	<330	<330	<330	<330
Anthracene	<330	<330	<330	<330	<330
Benzidine	<1650	<1650	<1650	<1650	<1650
Benzoic acid	<1650	<1650	<1650	<1650	<1650
Benzo(a)anthracene	<330	<330	<330	<330	<330
Benzo(b)fluoranthene	<330	<330	<330	<330	<330
Benzo(k)fluoranthene	<330	<330	<330	<330	<330
Benzo(g,h,i)perylene	<330	<330	<330	<330	<330
Benzo(a)pyrene	<330	<330	<330	<330	<330
Benzyl alcohol (phenyl methanol)	<330	<330	<330	<330	<330
Bis(2-chloroethoxy)methane	<330	<330	<330	<330	<330
Bis(2-chloroethyl)ether	<330	<330	<330	<330	<330
Bis(2-chloroisopropyl)ether	<330	<330	<330	<330	<330
Bis(2-ethylhexyl)phthalate	<330	<330	<330	<330	<330
4-Bromophenyl phenyl ether	<330	<330	<330	<330	<330
Butyl benzyl phthalate	<330	<330	<330	<330	<330
4-Chloroaniline	<330	<330	<330	<330	<330
2-Chloronaphthalene	<330	<330	<330	<330	<330
4-Chloro-3-methylphenol	<330	<330	<330	<330	<330
2-Chlorophenol	<330	<330	<330	<330	<330
4-Chlorophenyl phenyl ether	<330	<330	<330	<330	<330

Bold values highlight concentrations above reporting limits. µg/kg = Micrograms per kilogram

Table B-2. Summary of Analytical Results in Soil Samples
Roswell Compressor Station No. 9
Page 3 of 5

Analyte	Sample Identification (Sample Date)				
	MW-20-52' (08/04/97	MW-21-60' (08/05/97)	MW-22-55' (08/04/97)	MW-23D-52' (07/26/97)	MW-23D-170' (07/29/97)
Chrysene	<330	<330	<330	<330	<330
Dibenz(a,h)anthracene	<330	<330	<330	<330	<330
Dibenzofuran	<330	<330	<330	<330	<330
1,2-Dichlorobenzene	<330	<330	<330	<330	<330
1,3-Dichlorobenzene	<330	<330	<330	<330	<330
1,4-Dichlorobenzene	<330	<330	<330	<330	<330
3,3-Dichlorobenzidine	<330	<330	<330	<330	<330
2,4-Dichlorophenol	<330	<330	<330	<330	<330
Diethyl phthalate	<330	<330	<330	<330	<330
2,4-Dimethylphenol	<330	<330	<330	<330	<330
Dimethyl phthalate	<330	<330	<330	<330	<330
2-Methyl-4,6-dinitrophenol	<1650	<1650	<1650	<1650	<1650
2,4-Dinitrophenol	<1650	<1650	<1650	<1650	<1650
2,4-Dinitrotoluene	<330	<330	<330	<330	<330
2,6-Dinitrotoluene	<330	<330	<330	<330	<330
Di-n-butyl phthalate	<330	<330	<330	<330	<330
Di-n-octyl phthalate	<330	<330	<330	<330	<330
Fluoranthene	<330	<330	<330	<330	<330
Fluorene	<330	<330	<330	<330	<330
Hexachlorobenzene	<330	<330	<330	<330	<330
Hexachlorobutadiene	<330	<330	<330	<330	<330
Hexachlorocyclopentadiene	<330	<330	<330	<330	<330
Hexachloroethane (perchloroethane)	<330	<330	<330	<330	<330
Indeno(1,2,3-cd)pyrene	<330	<330	<330	<330	<330
Isophorone	<330	<330	<330	<330	<330
2-Methylnaphthalene	<330	<330	<330	<330	<330
4-Methylphenol (p-cresol)	<330	<330	<330	<330	<330
2-Methylphenol (o-cresol)	<330	<330	<330	<330	<330
Naphthalene	<330	<330	<330	<330	<330
2-Nitroaniline (o-nitroaniline)	<1650	<1650	<1650	<1650	<1650

Bold values highlight concentrations above reporting limits. µg/kg = Micrograms per kilogram

Table B-2. Summary of Analytical Results in Soil Samples
Roswell Compressor Station No. 9
Page 4 of 5

Analyte	Sample Identification (Sample Date)				
	MW-20-52' (08/04/97	MW-21-60' (08/05/97)	MW-22-55' (08/04/97)	MW-23D-52' (07/26/97)	MW-23D-170' (07/29/97)
3-Nitroaniline (m-nitroaniline)	<1650	<1650	<1650	<1650	<1650
4-Nitroaniline (p-nitroaniline)	<1650	<1650	<1650	<1650	<1650
Nitrobenzene	<330	<330	<330	<330	<330
2-Nitrophenol	<330	<330	<330	<330	<330
4-Nitrophenol	<1650	<1650	<1650	<1650	<1650
n-Nitrosodiphenylamine	<330	<330	<330	<330	<330
n-Nitrosodi-n-propylamine	<330	<330	<330	<330	<330
Pentachlorophenol	<1650	<1650	<1650	<1650	<1650
Phenanthrene	<330	<330	<330	<330	<330
Phenol (carbolic acid)	<330	<330	<330	<330	<330
Pyrene	<330	<330	<330	<330	<330
1,2,4-Trichlorobenzene	<330	<330	<330	<330	<330
2,4,5-Trichlorophenol	<330	<330	<330	<330	<330
2,4,6-Trichlorophenol	<330	<330	<330	<330	<330
PCBs (µg/kg) by EPA Method 8080					
PCB 1016 (Aroclor 1016)	<17	<17	<17	<17	<17
PCB 1221 (Aroclor 1221)	<17	<17	<17	<17	<17
PCB 1232 (Aroclor 1232)	<17	<17	<17	<17	<17
PCB 1242 (Aroclor 1242)	<17	<17	<17	<17	<17
PCB 1248 (Aroclor 1248)	<17	<17	<17	<17	<17
PCB 1254 (Aroclor 1254)	<17	<17	<17	<17	<17
PCB 1260 (Aroclor 1260)	<17	<17	<17	<17	<17
PCB 1262 (Aroclor 1262)	<17	<17	<17	<17	<17
PCB 1268 (Aroclor 1268)	<17	<17	<17	<17	<17
Metals (mg/kg) by EPA Methods 6010 and 7470 (for Mercury)					
Aluminum (Al)	**20300**	**8480**	**16600**	**9800**	**1180**
Antimony (Sb)	**1**	**1**	**2**	**1**	**4**
Arsenic (As)	**4**	**2**	**3**	**2**	<1
Barium (Ba)	**30**	**105**	**252**	**102**	**6**
Beryllium (Be)	**1.0**	<0.5	**0.08**	<0.5	<0.5
Cadmium (Cd)	<0.5	<0.5	**0.5**	<0.5	<0.5

Bold values highlight concentrations above reporting limits.

µg/kg = Micrograms per kilogram
NA = not analyzed

Table B-2. Summary of Analytical Results in Soil Samples
Roswell Compressor Station No. 9
Page 5 of 5

Analyte	Sample Identification (Sample Date)				
	MW-20-52' (08/04/97	MW-21-60' (08/05/97)	MW-22-55' (08/04/97)	MW-23D-52' (07/26/97)	MW-23D-170' (07/29/97)
Chromium (Cr)	**17**	**8**	**13**	**11**	**2**
Cobolt (Co)	**7**	<3	**5**	**4**	<3
Copper (Cu)	**75**	**41**	**68**	**5**	**2**
Hexavalent chromium	<0.01	<0.01	<0.01	NA	NA
Lead (Pb)	**7.1**	**4.3**	**7.9**	**3.2**	**1.3**
Mercury (Hg)	<0.10	<0.10	<0.10	<0.10	<0.10
Selenium (Se)	<1	<1	<1	<1	<1
Thallium (Tl)	<1	<1	<1	<1	**2**

Bold values highlight concentrations above reporting limits.

µg/kg = Micrograms per kilogram
NA = not analyzed

Table B-3. Summary of Analytical Results for Groundwater Samples from Monitor Wells MW-3 Through MW-13 Roswell Compressor Station No. 9
Page 1 of 8

Analyte	Monitor Well (Sample Date)									
	MW-3 (07/30/97)	MW-5 (07/25/97	MW-6 (07/25/97	MW-7 (07/31/97)	MW-8 (08/01/97)	MW-9 (07/31/97)	MW-10 (07/31/97)	MW-11 (07/30/97)	MW-12 (08/06/97)	MW-13 (08/09/97)
Volatile Organic Compounds (µg/L) by EPA Method 8240										
Acetone	<100	<100	<100	<100	<100	<100	<100	<100	<100	**150**
Benzene	<1	<1	<1	<1	<1	<1	<1	<1	**280**	**2,400**
Bromodichloromethane	<5	<5	<5	<5	<5	<5	<5	<5	<5	<5
Bromoform (tribromomethane)	<5	<5	<5	<5	<5	<5	<5	<5	<5	<5
Bromomethane	<10	<10	<10	<10	<10	<10	<10	<10	<10	<10
Methyl ethyl ketone (2-butanone)	<100	<100	<100	<100	<100	<100	<100	<100	<100	<100
Carbon disulfide	<5	<5	<5	<5	<5	<5	<5	<5	<5	<5
Carbon tetrachloride	<5	<5	<5	<5	<5	<5	<5	<5	<5	<5
Chlorobenzene	<5	<5	<5	<5	<5	<5	<5	<5	<5	<5
Chloroethane	<10	<10	<10	<10	<10	<10	<10	<10	<10	<10
2-Chloroethylvinyl ether	<10	<10	<10	<10	<10	<10	<10	<10	<10	<10
Chloroform (trichloromethane)	<5	<5	<5	<5	<5	<5	<5	<5	<5	<5
Chloromethane (methyl chloride)	<10	<10	<10	<10	<10	<10	<10	<10	<10	<10
Dibromochloromethane (chlorodibromomethane)	<5	<5	<5	<5	<5	<5	<5	<5	<5	<5
1,1-Dichloroethane (1,1-DCA)	<5	<5	<5	<5	<5	<5	<5	<5	<5	<5
1,2-Dichloroethane (ethylene chloride)	<5	<5	<5	<5	<5	<5	<5	<5	**9**	**41**
1,1-Dichloroethene (1,1-DCE)	<5	<5	<5	<5	<5	<5	<5	<5	<5	<5
cis-1,2-Dichloroethene	NA	NA	NA	NA	NA	NA	NA	NA	NA	NA

Bold values highlight concentrations above reporting limits. µg/L = Micrograms per liter

Table B-3. Summary of Analytical Results for Groundwater Samples from Monitor Wells MW-3 Through MW-13 Roswell Compressor Station No. 9
Page 2 of 8

Analyte	Monitor Well (Sample Date)									
	MW-3 (07/30/97)	MW-5 (07/25/97	MW-6 (07/25/97	MW-7 (07/31/97)	MW-8 (08/01/97)	MW-9 (07/31/97)	MW-10 (07/31/97)	MW-11 (07/30/97)	MW-12 (08/06/97)	MW-13 (08/09/97)
trans-1,2-Dichloroethene	<5	<5	<5	<5	<5	<5	<5	<5	<5	<5
1,2-Dichloropropane (propylene chloride)	<5	<5	<5	<5	<5	<5	<5	<5	<5	<5
cis-1,3-Dichloropropene	<5	<5	<5	<5	<5	<5	<5	<5	<5	<5
trans-1,3-Dichloropropene	<5	<5	<5	<5	<5	<5	<5	<5	<5	<5
Ethylbenzene	<5	<5	<5	<5	<5	<5	<5	<5	<5	**100**
2-Hexanone	<50	<50	<50	<50	<50	<50	<50	<50	<50	<50
Methylene chloride (dichloromethane)	<5	<5	<5	<5	<5	<5	<5	<5	<5	**5**
4-Methyl-2-pentanone (MIBK)	<50	<50	<50	<50	<50	<50	<50	<50	<50	<50
Styrene	<5	<5	<5	<5	<5	<5	<5	<5	<5	<5
1,1,2,2-Tetrachloroethane (1,1,2,2-PCA)	<5	<5	<5	<5	<5	<5	<5	<5	<5	<5
Tetrachloroethene (PCE)	<5	<5	<5	<5	<5	<5	<5	<5	<5	<5
Toluene	<5	<5	<5	<5	<5	<5	<5	<5	<5	<5
1,1,1-Trichloroethane (1,1,1-TCA)	<5	<5	<5	<5	<5	<5	<5	<5	<5	<5
1,1,2-Trichloroethane	<5	<5	<5	<5	<5	<5	<5	<5	<5	<5
Trichloroethene (TCE)	<5	<5	<5	<5	<5	<5	<5	<5	<5	<5
Vinyl acetate	<50	<50	<50	<50	<50	<50	<50	<50	<50	<50
Vinyl chloride	<10	<10	<10	<10	<10	<10	<10	<10	<10	<10
Xylene(s)	<5	<5	<5	<5	<5	<5	<5	<5	<5	<5

Bold values highlight concentrations above reporting limits. µg/L = Micrograms per liter

Table B-3. Summary of Analytical Results for Groundwater Samples from Monitor Wells MW-3 Through MW-13 Roswell Compressor Station No. 9
Page 3 of 8

Analyte	Monitor Well (Sample Date)									
	MW-3 (07/30/97)	MW-5 (07/25/97	MW-6 (07/25/97	MW-7 (07/31/97)	MW-8 (08/01/97)	MW-9 (07/31/97)	MW-10 (07/31/97)	MW-11 (07/30/97)	MW-12 (08/06/97)	MW-13 (08/09/97)
Semivolatile Organic Compounds (µg/L) by EPA Method 8270										
Acenaphthene	<10	<10	<10	<10	<10	<10	<10	<10	<10	<10
Acenaphthylene	<10	<10	<10	<10	<10	<10	<10	<10	<10	<10
Anthracene	<10	<10	<10	<10	<10	<10	<10	<10	<10	<10
Benzidine	<50	<50	<50	<50	<50	<50	<50	<50	<50	<50
Benzoic acid	<50	<50	<50	<50	<50	<50	<50	<50	<50	<50
Benzo(a)anthracene	<10	<10	<10	<10	<10	<10	<10	<10	<10	<10
Benzo(b)fluoranthene	<10	<10	<10	<10	<10	<10	<10	<10	<10	<10
Benzo(k)fluoranthene	<10	<10	<10	<10	<10	<10	<10	<10	<10	<10
Benzo(g,h,i)perylene	<10	<10	<10	<10	<10	<10	<10	<10	<10	<10
Benzo(a)pyrene	<10	<10	<10	<10	<10	<10	<10	<10	<10	<10
Benzyl alcohol (phenyl methanol)	<20	<20	<20	<20	<20	<20	<20	<20	<20	<20
Bis(2-chloroethoxy)methane	<10	<10	<10	<10	<10	<10	<10	<10	<10	<10
Bis(2-chloroethyl)ether	<10	<10	<10	<10	<10	<10	<10	<10	<10	<10
Bis(2-chloroisopropyl)ether	<10	<10	<10	<10	<10	<10	<10	<10	<10	<10
Bis(2-ethylhexyl)phthalate	<10	<10	<10	<10	<10	<10	<10	<10	<10	<10
4-Bromophenyl phenyl ether	<10	<10	<10	<10	<10	<10	<10	<10	<10	<10
Butyl benzyl phthalate	<10	<10	<10	<10	<10	<10	<10	<10	<10	<10
4-Chloroaniline	<10	<10	<10	<10	<10	<10	<10	<10	<10	<10

Bold values highlight concentrations above reporting limits. µg/L = Micrograms per liter

Table B-3. Summary of Analytical Results for Groundwater Samples from Monitor Wells MW-3 Through MW-13 Roswell Compressor Station No. 9
Page 4 of 8

Analyte	Monitor Well (Sample Date)									
	MW-3 (07/30/97)	MW-5 (07/25/97	MW-6 (07/25/97	MW-7 (07/31/97)	MW-8 (08/01/97)	MW-9 (07/31/97)	MW-10 (07/31/97)	MW-11 (07/30/97)	MW-12 (08/06/97)	MW-13 (08/09/97)
2-Chloronaphthalene	<10	<10	<10	<10	<10	<10	<10	<10	<10	<10
4-Chloro-3-methylphenol	<10	<10	<10	<10	<10	<10	<10	<10	<10	<10
2-Chlorophenol	<10	<10	<10	<10	<10	<10	<10	<10	<10	<10
4-Chlorophenyl phenyl ether	<10	<10	<10	<10	<10	<10	<10	<10	<10	<10
Chrysene	<10	<10	<10	<10	<10	<10	<10	<10	<10	<10
Dibenz(a,h)anthracene	<10	<10	<10	<10	<10	<10	<10	<10	<10	<10
Dibenzofuran	<10	<10	<10	<10	<10	<10	<10	<10	<10	<10
1,2-Dichlorobenzene	<10	<10	<10	<10	<10	<10	<10	<10	<10	<10
1,3-Dichlorobenzene	<10	<10	<10	<10	<10	<10	<10	<10	<10	<10
1,4-Dichlorobenzene	<10	<10	<10	<10	<10	<10	<10	<10	<10	<10
3,3-Dichlorobenzidine	<20	<20	<20	<20	<20	<20	<20	<20	<20	<20
2,4-Dichlorophenol	<10	<10	<10	<10	<10	<10	<10	<10	<10	<10
Diethyl phthalate	<10	<10	<10	<10	<10	<10	<10	<10	<10	<10
2,4-Dimethylphenol	<10	<10	<10	<10	<10	<10	<10	<10	<10	<10
Dimethyl phthalate	<10	<10	<10	<10	<10	<10	<10	<10	<10	<10
2-Methyl-4,6-dinitrophenol	<50	<50	<50	<50	<50	<50	<50	<50	<50	<50
2,4-Dinitrophenol	<50	<50	<50	<50	<50	<50	<50	<50	<50	<50
2,4-Dinitrotoluene	<10	<10	<10	<10	<10	<10	<10	<10	<10	<10
2,6-Dinitrotoluene	<10	<10	<10	<10	<10	<10	<10	<10	<10	<10

Bold values highlight concentrations above reporting limits. µg/L = Micrograms per liter

Table B-3. Summary of Analytical Results for Groundwater Samples from Monitor Wells MW-3 Through MW-13 Roswell Compressor Station No. 9
Page 5 of 8

Analyte	Monitor Well (Sample Date)									
	MW-3 (07/30/97)	MW-5 (07/25/97	MW-6 (07/25/97	MW-7 (07/31/97)	MW-8 (08/01/97)	MW-9 (07/31/97)	MW-10 (07/31/97)	MW-11 (07/30/97)	MW-12 (08/06/97)	MW-13 (08/09/97)
Di-n-butyl phthalate	<10	<10	<10	<10	<10	<10	<10	<10	<10	<10
Di-n-octyl phthalate	<10	<10	<10	<10	<10	<10	<10	<10	<10	<10
Fluoranthene	<10	<10	<10	<10	<10	<10	<10	<10	<10	<10
Fluorene	<10	<10	<10	<10	<10	<10	<10	<10	<10	<10
Hexachlorobenzene	<10	<10	<10	<10	<10	<10	<10	<10	<10	<10
Hexachlorobutadiene	<10	<10	<10	<10	<10	<10	<10	<10	<10	<10
Hexachlorocyclopentadiene	<10	<10	<10	<10	<10	<10	<10	<10	<10	<10
Hexachloroethane (perchloroethane)	<10	<10	<10	<10	<10	<10	<10	<10	<10	<10
Indeno(1,2,3-cd)pyrene	<10	<10	<10	<10	<10	<10	<10	<10	<10	<10
Isophorone	<10	<10	<10	<10	<10	<10	<10	<10	<10	<10
2-Methylnaphthalene	<10	<10	<10	<10	<10	<10	<10	<10	<10	<10
4-Methylphenol (p-cresol)	<10	<10	<10	<10	<10	<10	<10	<10	<10	<10
2-Methylphenol (o-cresol)	<10	<10	<10	<10	<10	<10	<10	<10	<10	<10
Naphthalene	<10	<10	<10	<10	<10	<10	<10	<10	<10	<10
2-Nitroaniline (o-nitroaniline)	<50	<50	<50	<50	<50	<50	<50	<50	<50	<50
3-Nitroaniline (m-nitroaniline)	<50	<50	<50	<50	<50	<50	<50	<50	<50	<50
4-Nitroaniline (p-nitroaniline)	<50	<50	<50	<50	<50	<50	<50	<50	<50	<50
Nitrobenzene	<10	<10	<10	<10	<10	<10	<10	<10	<10	<10
2-Nitrophenol	<10	<10	<10	<10	<10	<10	<10	<10	<10	<10

Bold values highlight concentrations above reporting limits. µg/L = Micrograms per liter

Table B-3. Summary of Analytical Results for Groundwater Samples from Monitor Wells MW-3 Through MW-13 Roswell Compressor Station No. 9
Page 6 of 8

Analyte	Monitor Well (Sample Date)									
	MW-3 (07/30/97)	MW-5 (07/25/97	MW-6 (07/25/97	MW-7 (07/31/97)	MW-8 (08/01/97)	MW-9 (07/31/97)	MW-10 (07/31/97)	MW-11 (07/30/97)	MW-12 (08/06/97)	MW-13 (08/09/97)
4-Nitrophenol	<50	<50	<50	<50	<50	<50	<50	<50	<50	<50
n-Nitrosodiphenylamine	<10	<10	<10	<10	<10	<10	<10	<10	<10	<10
n-Nitrosodi-n-propylamine	<10	<10	<10	<10	<10	<10	<10	<10	<10	<10
Pentachlorobenzene	NA	NA	NA	NA	NA	NA	NA	NA	NA	NA
Pentachlorophenol	<50	<50	<50	<50	<50	<50	<50	<50	<50	<50
Phenanthrene	<10	<10	<10	<10	<10	<10	<10	<10	<10	<10
Phenol (carbolic acid)	<10	<10	<10	<10	<10	<10	<10	<10	<10	<10
Pyrene	<10	<10	<10	<10	<10	<10	<10	<10	<10	<10
1,2,4-Trichlorobenzene	<10	<10	<10	<10	<10	<10	<10	<10	<10	<10
2,4,5-Trichlorophenol	<10	<10	<10	<10	<10	<10	<10	<10	<10	<10
2,4,6-Trichlorophenol	<10	<10	<10	<10	<10	<10	<10	<10	<10	<10
PCBs (µg/L) by EPA Method 8080										
PCB 1016 (Aroclor 1016)	<0.5	<0.5	<0.5	<0.5	<0.5	<0.5	<0.5	<0.5	<0.5	<0.5
PCB 1221 (Aroclor 1221)	<0.5	<0.5	<0.5	<0.5	<0.5	<0.5	<0.5	<0.5	<0.5	<0.5
PCB 1232 (Aroclor 1232)	<0.5	<0.5	<0.5	<0.5	<0.5	<0.5	<0.5	<0.5	<0.5	<0.5
PCB 1242 (Aroclor 1242)	<0.5	<0.5	<0.5	<0.5	<0.5	<0.5	<0.5	<0.5	<0.5	<0.5
PCB 1248 (Aroclor 1248)	<0.5	<0.5	<0.5	<0.5	<0.5	<0.5	<0.5	<0.5	<0.5	<0.5
PCB 1254 (Aroclor 1254)	<0.5	<0.5	<0.5	<0.5	<0.5	<0.5	<0.5	<0.5	<0.5	<0.5
PCB 1260 (Aroclor 1260)	<0.5	<0.5	<0.5	<0.5	<0.5	<0.5	<0.5	<0.5	<0.5	<0.5

Bold values highlight concentrations above reporting limits. µg/L = Micrograms per liter

Table B-3. Summary of Analytical Results for Groundwater Samples from Monitor Wells MW-3 Through MW-13 Roswell Compressor Station No. 9

Analyte	Monitor Well (Sample Date)									
	MW-3 (07/30/97)	MW-5 (07/25/97	MW-6 (07/25/97	MW-7 (07/31/97)	MW-8 (08/01/97)	MW-9 (07/31/97)	MW-10 (07/31/97)	MW-11 (07/30/97)	MW-12 (08/06/97)	MW-13 (08/09/97)
PCB 1262 (Aroclor 1262)	<0.5	<0.5	<0.5	<0.5	<0.5	<0.5	<0.5	<0.5	<0.5	<0.5
PCB 1268 (Aroclor 1268)	<0.5	<0.5	<0.5	<0.5	<0.5	<0.5	<0.5	<0.5	<0.5	<0.5
Metals[a] (mg/L) by EPA Methods 6010 and 7470 (for Mercury)										
Arsenic (As)	<0.01	<0.01	<0.01	<0.05	<0.05	<0.05	<0.05	<0.01	<0.01	**0.02**
Barium (Ba)	<0.01	<0.01	<0.01	<0.05	<0.05	<0.05	<0.05	<0.01	**0.01**	**0.02**
Cadmium (Cd)	<0.005	<0.005	<0.005	<0.02	<0.02	<0.02	<0.02	<0.005	<0.005	<0.005
Chromium (Cr)	<0.01	<0.01	<0.01	<0.05	<0.05	<0.05	<0.05	<0.01	<0.01	<0.01
Copper (Cu)	<0.01	<0.01	<0.01	<0.05	<0.05	<0.05	<0.05	<0.01	<0.01	<0.01
Iron (Fe)	<0.3	**0.26**	**0.32**	**0.3**	<0.2	**0.4**	<0.2	**0.07**	**0.52**	**0.81**
Lead (Pb)	<0.003	<0.003	<0.003	<0.02	<0.02	<0.02	<0.02	<0.003	<0.003	<0.003
Mercury (Hg)	<0.0002	<0.0002	<0.0002	<0.0002	<0.0002	<0.0002	<0.0002	<0.0002	<0.0002	<0.0002
Selenium (Se)	<0.01	**0.02**	<0.01	<0.05	<0.05	<0.05	<0.05	<0.01	<0.01	<0.01
Silver (Ag)	<0.01	<0.01	<0.01	<0.05	<0.05	<0.05	<0.05	<0.01	<0.01	<0.01
Zinc (Zn)	<0.01	<0.01	**0.01**	<0.05	<0.05	<0.05	<0.05	**0.01**	**0.01**	**0.02**
Indicator Parameters (mg/L) (EPA methods shown in parentheses)										
Calcium (6010)	**804**	**916**	**778**	**191**	**86.5**	**557**	**211**	**748**	**605**	**484**
Chloride (325.2)	**409**	**622**	**344**	**313**	**339**	**487**	**364**	**405**	**435**	**518**
Magnesium (6010)	**135**	**159**	**217**	**84.3**	**51.5**	**174**	**62.3**	**132**	**123**	**114**
Manganese (6010)	<0.01	<0.01	<0.01	**0.63**	<0.05	**0.09**	<0.05	<0.01	**0.27**	**1.11**

Bold values highlight concentrations above reporting limits.
[a] Total metals concentrations determined on unfiltered samples.

µg/L = Micrograms per liter

Table B-3. Summary of Analytical Results for Groundwater Samples from Monitor Wells MW-3 Through MW-13 Roswell Compressor Station No. 9
Page 8 of 8

Analyte	Monitor Well (Sample Date)									
	MW-3 (07/30/97)	MW-5 (07/25/97	MW-6 (07/25/97	MW-7 (07/31/97)	MW-8 (08/01/97)	MW-9 (07/31/97)	MW-10 (07/31/97)	MW-11 (07/30/97)	MW-12 (08/06/97)	MW-13 (08/09/97)
Nitrate + nitrite as N (353.2)	**1.1**	**3.7**	**1.0**	<0.05	**0.16**	**0.55**	**0.71**	**0.7**	**0.41**	**0.06**
Potassium (6010)	<5	<5	**5**	<20	<20	<20	<20	**8**	<5	**18**
Sodium (6010)	**410**	**270**	**236**	**95**	**80**	**362**	**146**	**545**	**236**	**212**
180Sulfate (375.2)	**1,680**	**1,720**	**1,650**	**1,930**	**1,980**	**2,040**	**1,590**	**1,680**	**1,640**	**1,460**
Total alkalinity (as $CaCO_3$) (310.1)	**114**	**120**	**112**	**112**	**140**	**126**	**138**	**106**	**106**	**142**
Total dissolved solids (160.1)	**3,560**	**3,960**	**3,420**	**3,700**	**3,890**	**4,270**	**3,550**	**3,550**	**3,670**	**3,640**

Bold values highlight concentrations above reporting limits.

µg/L = Micrograms per liter

Table B-4. Summary of Analytical Results for Groundwater Samples from Monitor Wells MW-14 Through MW-23D Roswell Compressor Station No. 9

Analyte	Monitor Well (Sample Date)								
	MW-14 (08/01/97)	MW-15 (08/08/97)	MW-17 (07/31/97)	MW-18 (08/09/97	MW-19 (08/08/97)	MW-20 (08/07/97	MW-21 (08/07/97	MW-22 (08/07/97)	MW-23D (08/06/97
Volatile Organic Compounds (µg/L) by EPA Method 8240									
Acetone	<100	<100	<100	<100	<100	<100	<100	<100	<100
Benzene	<1	<1	<1	<1	<1	**12**	<1	<1	<1
Bromodichloromethane	<5	<5	<5	<5	<5	<5	<5	<5	<5
Bromoform (tribromomethane)	<5	<5	<5	<5	<5	<5	<5	<5	<5
Bromomethane	<10	<10	<10	<10	<10	<10	<10	<10	<10
Methyl ethyl ketone (2-butanone)	<100	<100	<100	<100	<100	<100	<100	<100	<100
Carbon disulfide	<5	<5	<5	<5	<5	<5	<5	<5	<5
Carbon tetrachloride	<5	<5	<5	<5	<5	<5	<5	<5	<5
Chlorobenzene	<5	<5	<5	<5	<5	<5	<5	<5	<5
Chloroethane	<10	<10	<10	<10	<10	<10	<10	<10	<10
2-Chloroethylvinyl ether	<10	<10	<10	<10	<10	<10	<10	<10	<10
Chloroform (trichloromethane)	<5	<5	<5	<5	<5	<5	<5	<5	<5
Chloromethane (methyl chloride)	<10	<10	<10	<10	<10	<10	<10	<10	<10
Dibromochloromethane (chlorodibromomethane)	<5	<5	<5	<5	<5	<5	<5	<5	<5
1,1-Dichloroethane (1,1-DCA)	<5	<5	<5	<5	<5	**8**	<5	<5	<5
1,2-Dichloroethane (ethylene chloride)	<5	<5	<5	<5	<5	<5	**11**	<5	<5
1,1-Dichloroethene (1,1-DCE)	<5	<5	<5	<5	<5	**39**	<5	<5	<5
cis-1,2-Dichloroethene	NA	NA	NA	NA	NA	NA	NA	NA	NA

Bold values highlight concentrations above reporting limits.
B = Analyte detected in the method blank.

µg/L = Micrograms per liter
NA = Not analyzed

Table B-4. Summary of Analytical Results for Groundwater Samples from Monitor Wells MW-14 Through MW-23D Roswell Compressor Station No. 9
Page 2 of 8

Analyte	Monitor Well (Sample Date)								
	MW-14 (08/01/97)	MW-15 (08/08/97)	MW-17 (07/31/97)	MW-18 (08/09/97	MW-19 (08/08/97)	MW-20 (08/07/97	MW-21 (08/07/97	MW-22 (08/07/97)	MW-23D (08/06/97
trans-1,2-Dichloroethene	<5	<5	<5	<5	<5	<5	<5	<5	<5
1,2-Dichloropropane (propylene chloride)	<5	<5	<5	<5	<5	<5	<5	<5	<5
cis-1,3-Dichloropropene	<5	<5	<5	<5	<5	<5	<5	<5	<5
trans-1,3-Dichloropropene	<5	<5	<5	<5	<5	<5	<5	<5	<5
Ethylbenzene	<5	<5	<5	<5	<5	<5	<5	<5	<5
2-Hexanone	<50	<50	<50	<50	<50	<50	<50	<50	<50
Methylene chloride (dichloromethane)	<5	<5	<5	<5	<5	<5	<5	<5	<5
4-Methyl-2-pentanone (MIBK)	<50	<50	<50	<50	<50	<50	<50	<50	<50
Styrene	<5	<5	<5	<5	<5	<5	<5	<5	<5
1,1,2,2-Tetrachloroethane (1,1,2,2-PCA)	<5	<5	<5	<5	<5	<5	<5	<5	<5
Tetrachloroethene (PCE)	<5	<5	<5	<5	<5	<5	<5	<5	<5
Toluene	<5	<5	<5	<5	<5	<5	<5	<5	<5
1,1,1-Trichloroethane (1,1,1-TCA)	<5	<5	<5	<5	<5	**22**	<5	<5	<5
1,1,2-Trichloroethane	<5	<5	<5	<5	<5	<5	<5	<5	<5
Trichloroethene (TCE)	<5	<5	<5	<5	<5	<5	<5	<5	<5
Vinyl acetate	<50	<50	<50	<50	<50	<50	<50	<50	<50
Vinyl chloride	<10	<10	<10	<10	<10	<10	<10	<10	<10
Xylene(s)	<5	<5	<5	<5	<5	<5	<5	<5	<5

Bold values highlight concentrations above reporting limits.
B = Analyte detected in the method blank.

µg/L = Micrograms per liter
NA = Not analyzed

Table B-4. Summary of Analytical Results for Groundwater Samples from Monitor Wells MW-14 Through MW-23D Roswell Compressor Station No. 9

Analyte	Monitor Well (Sample Date)								
	MW-14 (08/01/97)	MW-15 (08/08/97)	MW-17 (07/31/97)	MW-18 (08/09/97	MW-19 (08/08/97)	MW-20 (08/07/97	MW-21 (08/07/97	MW-22 (08/07/97)	MW-23D (08/06/97
Semivolatile Organic Compounds (µg/L) by EPA Method 8270									
Acenaphthene	<10	<10	<10	<10	<10	<10	<10	<10	<10
Acenaphthylene	<10	<10	<10	<10	<10	<10	<10	<10	<10
Anthracene	<10	<10	<10	<10	<10	<10	<10	<10	<10
Benzidine	<50	<50	<50	<50	<50	<50	<50	<50	<50
Benzoic acid	<50	<50	<50	<50	<50	<50	<50	<50	<50
Benzo(a)anthracene	<10	<10	<10	<10	<10	<10	<10	<10	<10
Benzo(b)fluoranthene	<10	<10	<10	<10	<10	<10	<10	<10	<10
Benzo(k)fluoranthene	<10	<10	<10	<10	<10	<10	<10	<10	<10
Benzo(g,h,i)perylene	<10	<10	<10	<10	<10	<10	<10	<10	<10
Benzo(a)pyrene	<10	<10	<10	<10	<10	<10	<10	<10	<10
Benzyl alcohol (phenyl methanol)	<20	<20	<20	<20	<20	<20	<20	<20	<20
Bis(2-chloroethoxy)methane	<10	<10	<10	<10	<10	<10	<10	<10	<10
Bis(2-chloroethyl)ether	<10	<10	<10	<10	<10	<10	<10	<10	<10
Bis(2-chloroisopropyl)ether	<10	<10	<10	<10	<10	<10	<10	<10	<10
Bis(2-ethylhexyl)phthalate	<10	<10	<10	<10	<10	<10	<10	<10	<10
4-Bromophenyl phenyl ether	<10	<10	<10	<10	<10	<10	<10	<10	<10
Butyl benzyl phthalate	<10	<10	<10	<10	<10	<10	<10	<10	<10
4-Chloroaniline	<10	<10	<10	<10	<10	<10	<10	<10	<10

Bold values highlight concentrations above reporting limits.
B = Analyte detected in the method blank.

µg/L = Micrograms per liter
NA = Not analyzed

Table B-4. Summary of Analytical Results for Groundwater Samples from Monitor Wells MW-14 Through MW-23D Roswell Compressor Station No. 9

Analyte	Monitor Well (Sample Date)								
	MW-14 (08/01/97)	MW-15 (08/08/97)	MW-17 (07/31/97)	MW-18 (08/09/97	MW-19 (08/08/97)	MW-20 (08/07/97	MW-21 (08/07/97	MW-22 (08/07/97)	MW-23D (08/06/97
2-Chloronaphthalene	<10	<10	<10	<10	<10	<10	<10	<10	<10
4-Chloro-3-methylphenol	<10	<10	<10	<10	<10	<10	<10	<10	<10
2-Chlorophenol	<10	<10	<10	<10	<10	<10	<10	<10	<10
4-Chlorophenyl phenyl ether	<10	<10	<10	<10	<10	<10	<10	<10	<10
Chrysene	<10	<10	<10	<10	<10	<10	<10	<10	<10
Dibenz(a,h)anthracene	<10	<10	<10	<10	<10	<10	<10	<10	<10
Dibenzofuran	<10	<10	<10	<10	<10	<10	<10	<10	<10
1,2-Dichlorobenzene	<10	<10	<10	<10	<10	<10	<10	<10	<10
1,3-Dichlorobenzene	<10	<10	<10	<10	<10	<10	<10	<10	<10
1,4-Dichlorobenzene	<10	<10	<10	<10	<10	<10	<10	<10	<10
3,3-Dichlorobenzidine	<20	<20	<20	<20	<20	<20	<20	<20	<20
2,4-Dichlorophenol	<10	<10	<10	<10	<10	<10	<10	<10	<10
Diethyl phthalate	<10	<10	<10	<10	<10	<10	<10	<10	<10
2,4-Dimethylphenol	<10	<10	<10	<10	<10	<10	<10	<10	<10
Dimethyl phthalate	<10	<10	<10	<10	<10	<10	<10	<10	<10
2-Methyl-4,6-dinitrophenol	<50	<50	<50	<50	<50	<50	<50	<50	<50
2,4-Dinitrophenol	<50	<50	<50	<50	<50	<50	<50	<50	<50
2,4-Dinitrotoluene	<10	<10	<10	<10	<10	<10	<10	<10	<10
2,6-Dinitrotoluene	<10	<10	<10	<10	<10	<10	<10	<10	<10

Bold values highlight concentrations above reporting limits.
B = Analyte detected in the method blank.

µg/L = Micrograms per liter
NA = Not analyzed

Table B-4. Summary of Analytical Results for Groundwater Samples from Monitor Wells MW-14 Through MW-23D Roswell Compressor Station No. 9
Page 5 of 8

Analyte	Monitor Well (Sample Date)								
	MW-14 (08/01/97)	MW-15 (08/08/97)	MW-17 (07/31/97)	MW-18 (08/09/97	MW-19 (08/08/97)	MW-20 (08/07/97	MW-21 (08/07/97	MW-22 (08/07/97)	MW-23D (08/06/97
Di-n-butyl phthalate	<10	<10	<10	<10	<10	<10	<10	<10	<10
Di-n-octyl phthalate	<10	<10	<10	<10	<10	<10	<10	<10	<10
Fluoranthene	<10	<10	<10	<10	<10	<10	<10	<10	<10
Fluorene	<10	<10	<10	<10	<10	<10	<10	<10	<10
Hexachlorobenzene	<10	<10	<10	<10	<10	<10	<10	<10	<10
Hexachlorobutadiene	<10	<10	<10	<10	<10	<10	<10	<10	<10
Hexachlorocyclopentadiene	<10	<10	<10	<10	<10	<10	<10	<10	<10
Hexachloroethane (perchloroethane)	<10	<10	<10	<10	<10	<10	<10	<10	<10
Indeno(1,2,3-cd)pyrene	<10	<10	<10	<10	<10	<10	<10	<10	<10
Isophorone	<10	<10	<10	<10	<10	<10	<10	<10	<10
2-Methylnaphthalene	<10	<10	<10	<10	<10	<10	<10	<10	<10
4-Methylphenol (p-cresol)	<10	<10	<10	<10	<10	<10	<10	<10	<10
2-Methylphenol (o-cresol)	<10	<10	<10	<10	<10	<10	<10	<10	<10
Naphthalene	<10	<10	<10	<10	<10	<10	<10	<10	<10
2-Nitroaniline (o-nitroaniline)	<50	<50	<50	<50	<50	<50	<50	<50	<50
3-Nitroaniline (m-nitroaniline)	<50	<50	<50	<50	<50	<50	<50	<50	<50
4-Nitroaniline (p-nitroaniline)	<50	<50	<50	<50	<50	<50	<50	<50	<50
Nitrobenzene	<10	<10	<10	<10	<10	<10	<10	<10	<10
2-Nitrophenol	<10	<10	<10	<10	<10	<10	<10	<10	<10

Bold values highlight concentrations above reporting limits.
B = Analyte detected in the method blank.

µg/L = Micrograms per liter
NA = Not analyzed

Table B-4. Summary of Analytical Results for Groundwater Samples from Monitor Wells MW-14 Through MW-23D Roswell Compressor Station No. 9

Analyte	Monitor Well (Sample Date)								
	MW-14 (08/01/97)	MW-15 (08/08/97)	MW-17 (07/31/97)	MW-18 (08/09/97	MW-19 (08/08/97)	MW-20 (08/07/97	MW-21 (08/07/97	MW-22 (08/07/97)	MW-23D (08/06/97
4-Nitrophenol	<50	<50	<50	<50	<50	<50	<50	<50	<50
n-Nitrosodiphenylamine	<10	<10	<10	<10	<10	<10	<10	<10	<10
n-Nitrosodi-n-propylamine	<10	<10	<10	<10	<10	<10	<10	<10	<10
Pentachlorobenzene	NA	NA	NA	NA	NA	NA	NA	NA	NA
Pentachlorophenol	<50	<50	<50	<50	<50	<50	<50	<50	<50
Phenanthrene	<10	<10	<10	<10	<10	<10	<10	<10	<10
Phenol (carbolic acid)	<10	<10	<10	<10	<10	<10	<10	<10	<10
Pyrene	<10	<10	<10	<10	<10	<10	<10	<10	<10
1,2,4-Trichlorobenzene	<10	<10	<10	<10	<10	<10	<10	<10	<10
2,4,5-Trichlorophenol	<10	<10	<10	<10	<10	<10	<10	<10	<10
2,4,6-Trichlorophenol	<10	<10	<10	<10	<10	<10	<10	<10	<10
PCBs (µg/L) by EPA Method 8080									
PCB 1016 (Aroclor 1016)	<0.5	<0.5	<0.5	NA	<0.5	<0.5	<0.5	<0.5	<0.5
PCB 1221 (Aroclor 1221)	<0.5	<0.5	<0.5	NA	<0.5	<0.5	<0.5	<0.5	<0.5
PCB 1232 (Aroclor 1232)	<0.5	<0.5	<0.5	NA	<0.5	<0.5	<0.5	<0.5	<0.5
PCB 1242 (Aroclor 1242)	<0.5	<0.5	<0.5	NA	<0.5	<0.5	<0.5	<0.5	<0.5
PCB 1248 (Aroclor 1248)	<0.5	<0.5	<0.5	NA	<0.5	<0.5	<0.5	<0.5	<0.5
PCB 1254 (Aroclor 1254)	<0.5	<0.5	<0.5	NA	<0.5	<0.5	<0.5	<0.5	<0.5
PCB 1260 (Aroclor 1260)	<0.5	<0.5	<0.5	NA	<0.5	<0.5	<0.5	<0.5	<0.5

Bold values highlight concentrations above reporting limits.
B = Analyte detected in the method blank.

µg/L = Micrograms per liter
NA = Not analyzed

Table B-4. Summary of Analytical Results for Groundwater Samples from Monitor Wells MW-14 Through MW-23D Roswell Compressor Station No. 9
Page 7 of 8

Analyte	Monitor Well (Sample Date)								
	MW-14 (08/01/97)	MW-15 (08/08/97)	MW-17 (07/31/97)	MW-18 (08/09/97	MW-19 (08/08/97)	MW-20 (08/07/97	MW-21 (08/07/97	MW-22 (08/07/97)	MW-23D (08/06/97
PCB 1262 (Aroclor 1262)	<0.5	<0.5	<0.5	NA	<0.5	<0.5	<0.5	<0.5	<0.5
PCB 1268 (Aroclor 1268)	<0.5	<0.5	<0.5	NA	<0.5	<0.5	<0.5	<0.5	<0.5
Metals[a] (mg/L) by EPA Methods 6010 and 7470 (for Mercury)									
Arsenic (As)	<0.05	**0.02**	<0.05	**0.02**	**0.01**	<0.01	<0.01	<0.01	<0.01
Barium (Ba)	<0.05	**0.02**	<0.05	**0.02**	**0.01**	**0.04**	**0.06**	**0.21**	**0.02**
Cadmium (Cd)	<0.02	<0.005	<0.02	<0.005	<0.005	<0.005	<0.005	<0.005	<0.005
Chromium (Cr)	<0.05	<0.01	<0.05	**0.02**	<0.01	<0.01	<0.01	<0.01	**0.02**
Copper (Cu)	<0.05	<0.01	<0.05	<0.01	<0.01	**0.02**	<0.01	**0.05**	<0.01
Iron	<0.02	**0.32**	<0.2	**1.09**	**0.08**	**1.85**	**0.54**	**16.5**	**0.11**
Lead (Pb)	<0.02	<0.003	<0.02	<0.003	<0.003	<0.003	<0.003	**0.008**	<0.003
Mercury (Hg)	<0.0002	<0.0002	<0.0002	<0.0002	<0.0002	<0.0002	<0.0002	<0.0002	<0.0002
Selenium (Se)	<0.05	<0.01	<0.05	<0.01	<0.01	<0.01	<0.01	<0.01	<0.01
Silver (Ag)	<0.05	<0.01	<0.05	<0.01	<0.01	<0.01	<0.01	<0.01	<0.01
Zinc (Zn)	<0.05	**0.01**	<0.05	**0.03**	<0.01	**0.05**	**0.03**	**0.08**	**0.02**
Indicator Parameters (mg/L) (EPA methods shown in parentheses)									
Calcium (6010)	**672**	**625**	**221**	**471**	**622**	**617**	**621**	**727**	**624**
Chloride (325.2)	**360**	**467**	**445**	NA	**536**	**385**	**436**	**377**	**344**
Magnesium (6010)	**155**	**171**	**71.1**	**164**	**170**	**135**	**137**	**143**	**178**

Bold values highlight concentrations above reporting limits.
B = Analyte detected in the method blank.

µg/L = Micrograms per liter
NA = Not analyzed

[a] Total metals concentrations determined on unfiltered samples.

Table B-4. Summary of Analytical Results for Groundwater Samples from Monitor Wells MW-14 Through MW-23D Roswell Compressor Station No. 9
Page 8 of 8

Analyte	Monitor Well (Sample Date)								
	MW-14 (08/01/97)	MW-15 (08/08/97)	MW-17 (07/31/97)	MW-18 (08/09/97	MW-19 (08/08/97)	MW-20 (08/07/97	MW-21 (08/07/97	MW-22 (08/07/97)	MW-23D (08/06/97
Manganese (6010)	<0.05	**0.06**	**0.06**	**0.003**	<0.01	**0.08**	**0.06**	**0.46**	**0.03**
Nitrate + nitrite as N (353.2)	**0.32**	**0.35**	**0.71**	NA	**0.88**	**1.65**	**0.71**	**0.76**	<0.05
Potassium (6010)	<20	<5	<20	**57**	**11**	<5	<5	**6**	**8**
Sodium (6010)	**180**	**269**	**175**	**291**	**252**	**239**	**192**	**233**	**231**
Sulfate (375.2)	**1,630**	**1,920**	**1,820**	NA	**2,030**	**1,820**	**1,790**	**1,780**	**1,980**
Total alkalinity (as $CaCO_3$) (310.1)	**110**	**118**	**96**	NA	**122**	**200**	**120**	**302**	**124**
Total dissolved solids (160.1)	**3,710**	**3,820**	**1,570**	**4,240**	**3,990**	**3,710**	**3,960**	**3,630**	**3,800**

Bold values highlight concentrations above reporting limits.
B = Analyte detected in the method blank.

µg/L = Micrograms per liter
NA = Not analyzed

DANIEL B. STEPHENS & ASSOCIATES, INC.
ENVIRONMENTAL SCIENTISTS AND ENGINEERS

Phase III Soil and Groundwater Assessment for Roswell Compressor Station No. 9 Surface Impoundments

Volume II: Appendix C

Prepared for
ENRON Environmental Affairs
Houston, Texas

October 15, 1997

6020 ACADEMY NE • SUITE 100 • ALBUQUERQUE, NM 87109 • (505) 822-9400

Index of Analytical Reports

Core Laboratories Job Number	Report Date	Date(s) Collected	Sample Matrix		Well/Sample Number
			Groundwater	Soil	
972029	08/19/97	07/25/97	•		MW-5
			•		MW-6
972077	08/21/97	07/30/97	•		MW-3
			•		MW-11
972079	10/14/97	07/25/97		•	MW-23D-13
		07/26/97		•	MW-23D-33
				•	MW-23D-52
				•	MW-23D-73
		07/27/97		•	MW-22-32
				•	MW-22-42
		07/28/97		•	MW-23D-100
				•	MW-23D-110
		07/29/97		•	MW-23D-126
				•	MW-23D-150
				•	MW-23D-170
				•	MW-23D-180
972105	08/21/97	07/31/97	•		MW-7
			•		MW-9
			•		MW-10
			•		MW-17
		08/01/97	•		MW-8
			•		MW-14
972192	08/28/97	08/06/97	•		MW-12
		08/07/97	•		MW-20
			•		MW-21
			•		MW-22
972193	08/28/97	08/06/97	•		MW-23D
972194	08/28/97	08/08/97		•	Cuttings
972195	08/28/97	08/04/97		•	MW-22-10
				•	MW-22-20
				•	MW-22-50
				•	MW-22-55

Index of Analytical Reports

Core Laboratories Job Number	Report Date	Date(s) Collected	Sample Matrix		Well/Sample Number
			Groundwater	Soil	
972195 (cont.)	08/28/97	08/04/97		•	MW-22-65
				•	MW-20-10
				•	MW-20-20
				•	MW-20-30
				•	MW-20-40
				•	MW-20-52
				•	MW-20-64
		08/05/97		•	MW-21-10
				•	MW-21-20
				•	MW-21-33
				•	MW-21-40
				•	MW-21-50
				•	MW-21-60
				•	MW-21-72
972209	08/29/97	08/08/97	•		MW-15
			•		MW-19
		08/09/97	•		MW-13
			•		MW-18

Job Number 972029
August 19, 1997

CORE LABORATORIES

ANALYTICAL REPORT

JOB NUMBER: 972029

Prepared For:

Daniel B. Stephens & Associates
6020 Academy NE
Suite 100
Albuquerque, NM 87109

Attention: Bob Marley

Date: 08/19/97

Don Morris
Signature

August 19, 1997
Date

Name: Don L. Morris

Title: Project Coordinator

CORE LABORATORIES, INC.
10703 East Bethany Drive
Aurora, CO 80014

PHONE: (303) 751-1780
FAX: (303) 751-1784

The analytical results, opinions or interpretations contained in this report are based upon information and material supplied by the client for whose exclusive and confidential use this report has been made. The analytical results, opinions or interpretations expressed represent the best judgment of Core Laboratories. Core Laboratories, however, makes no warranty or representation, express or implied, of any type, and expressly disclaims same as to the productivity, proper operations or profitableness of any oil, gas, coal or other mineral property, well or sand in connection with which such report is used or relied upon for any reason whatsoever. This report shall not be reproduced, in whole or in part, without the written approval of Core Laboratories.

CORE LAB

CORE LABORATORIES, INC.

N° 109023

CHAIN OF CUSTODY RECORD

CUSTOMER INFORMATION	PROJECT INFORMATION
COMPANY: Daniel B Stephens & Assoc.	PROJECT NAME/NUMBER: ENRON-Roswell / 6033.2
SEND REPORT TO: Bob Marley / George Robinson	BILLING INFORMATION
ADDRESS: 6020 Academy NE Suite 100 Albuq. NM 87109	BILL TO: George Robinson
	ADDRESS: c/o ENRON enviro. affairs 1400 Smith St., Houston, Tx. 77002
PHONE: 505-822-9400	PHONE: 713 646 7327
FAX: 505-822-8877	FAX: PO NO.:

LAB JOB NO. 972029

SAMPLE NO.	SAMPLE DESCRIPTION	SAMPLE DATE	SAMPLE TIME	SAMPLE MATRIX	CONTAINER	PRESERV.	NUMBER OF CONTAINERS	8270 SVOC's	8080 PCB's	6010 metals	anions + TDS	8240 VOC's			REMARKS / PRECAUTIONS
#2 ~~MW-6~~	MW-6	7/25/97	1020	Water	~~10~~	—	10	X	X	X	X	X			— See CORE project code 97000162 for metal and anion lists
#1	MW-5	7/25/97	1345	water	~~9~~	—	9	X	X	X	X	X			— samples are unfiltered
															— metals: As, Ba, Cd, Cr, Pb, Se, Ag, Cu, Fe, Mn, Zn, Na, Ca, K, Mg
															— anions: Cl, SO_4, T-Alk, NO_2/NO_3
								Temp 5.2°C							

SAMPLER:

SHIPMENT METHOD: FEDEX

AIRBILL NO.: 5541656094

REQUIRED TURNAROUND:* SAME DAY | 24 HOURS | 48 HOURS | 72 HOURS | 5 DAYS | 10 DAYS | ROUTINE | OTHER

1. RELINQUISHED BY:	DATE	2. RELINQUISHED BY:	DATE	3. RELINQUISHED BY:	DATE
SIGNATURE: Bob Marley		SIGNATURE:		SIGNATURE:	
PRINTED NAME/COMPANY: Bob Marley / DBS&A	TIME	PRINTED NAME/COMPANY:	TIME	PRINTED NAME/COMPANY:	TIME
1. RECEIVED BY:	DATE	2. RECEIVED BY:	DATE	3. RECEIVED BY:	DATE
SIGNATURE:		SIGNATURE: Ann Kelley	7/26/97	SIGNATURE:	
PRINTED NAME/COMPANY:	TIME	PRINTED NAME/COMPANY: Ann Kelley CORE	TIME 0945	PRINTED NAME/COMPANY:	TIME

* RUSH TURNAROUND MAY REQUIRE SURCHARGE

☐ **Anaheim, CA** 1250 E. Gene Autry Way Anaheim,CA 92805 (714) 937-1094 Fax (714) 937-1170

☑ **Aurora, CO** 10703 E. Bethany Drive Aurora, CO 80014 (303) 751-1780 Fax (303) 751-1784

☐ **Casper, WY** 420 W. First Street Casper, WY 82601 (307) 235-5741 Fax (307) 266-1676

☐ **Corpus Christi, TX** 1733 N. Padre Island Drive Corpus Christi, TX 78408 (512) 289-2673 Fax (512) 289-2471

☐ **Edison, NJ** 284 Raritan Center Parkway Edison, NJ 08837 (908) 225-6700 Fax (908) 225-6777

☐ **Houston, TX (Env)** 6310 Rothway Drive Houston, TX 77040 (713) 690-4444 Fax (713) 690-5646

☐ **Houston, TX (Pet)** 8210 Mosley Road Houston, TX 77075 (713) 943-9776 Fax (713) 943-3846

☐ **Indianapolis, IN** 7726 Moller Road Indianapolis,IN 46268 (317) 875-5894 Fax (317) 872-6189

☐ **Lake Charles, LA** 3645 Beglis Parkway Sulphur, LA 70663 (318) 583-4926 Fax (318) 583-4929

☐ **Long Beach, CA** 3700 Cherry Avenue Long Beach, CA 90807 (310) 595-8401 Fax (310) 427-5174

☐ **Tampa, FL** 5460 Beaumont Center Blvd. Tampa, FL 33634 (813)884-8268 Fax (813) 885-4938

☐ **Valparaiso, IN** 2400 Cumberland Drive Valparaiso, IN 46383 (219) 464-2389 Fax (219) 462-2953

CORE LABORATORIES

Sample Delivery Group Narrative

July 31, 1997
Customer: Daniel Stephens & Associates
Project: ENVIRON-ROSWELL 6033
Core Laboratories Project Number: 972029

The following information is pertinent to the interpretation of this data package.

EPA 353.2 Nitrate and Nitrite

Do to a login error, samples 1 and 2 were analyzed past the EPA recommended holding time.

David M. Elkin
Chemist

Linda L. Benkers
QA/QC Coordinator

The analytical results, opinions or interpretations contained in this report are based upon information and material supplied by the client for whose exclusive and confidential use this report has been made. The analytical results, opinions or interpretations expressed represent the best judgment of Core Laboratories. Core Laboratories, however, makes no warranty or representation, express or implied, of any kind, and expressly disclaims same as to the productivity, proper operations or profitableness of any oil, gas, coal or other mineral, property, well or sand, in connection with which such report is used or relied upon for any reason whatsoever. This report shall not be reproduced, in whole or in part, without the written approval of Core Laboratories.

CORE LABORATORIES

SAMPLE DELIVERY GROUP NARRATIVE

August 19, 1997

Customer: Daniel B. Stephens & Associates
Project: ENVIRON-ROSWELL 6033
Core Laboratories Project Number: 972029

Method 8270 GC/MS Semivolatiles Analysis:

The laboratory control sample and laboratory control duplicate analyzed on 8/6/97 had 4-nitrophenol above acceptance criteria. Historical data shows recovery for this compound has improved. There were no detections for this analyte in the associated samples.

Linda L. Benkers
QA/QC Coordinator

Kathy L. Klausmeier
Laboratory Supervisor

The analytical results, opinions or interpretations contained in this report are based upon information and material supplied by the client for whose exclusive and confidential use this report has been made. The analytical results, opinions or interpretations expressed represent the best judgment of Core Laboratories. Core Laboratories, however, makes no warranty or representation, express or implied, of any type, and expressly disclaims same as to the productivity, proper operations or profitableness of any oil, gas, coal or other minerals, property, well or sand in connection with which such report is used or relied upon for any reason whatsoever. This report shall not be reproduced, in whole or in part, without the written approval of Core Laboratories

CORE LABORATORIES

Sample Delivery Group Narrative

August 19, 1997

Customer: Daniel B. Stephens & Associates
Project: ENVIRON-ROSWELL 6033
Core Laboratories Project Number: 972029

During the analysis and subsequent data review, it was noted that the method duplicate on sample 972029-1 (MW-5) for cadmium, iron, and manganese was outside of the normal acceptance limits for method duplicates. Upon review of the data, no definitive answer was found to explain the variance. Under a normal CLP reporting format, these values and all associated values would be flagged with an "*" on the final report.

Linda L. Benkers
QA/QC Coordinator

The analytical results, opinions or interpretations contained in this report are based upon information and material supplied by the client for whose exclusive and confidential use this report has been made. The analytical results, opinions or interpretations expressed represent the best judgment of Core Laboratories. Core Laboratories, however, makes no warranty or representation, express or implied, of any type, and expressly disclaims same as to the productivity, proper operations or profitableness of any oil, gas, coal or other mineral, property, well or sand in connection with which such report is used or relied upon for any reason whatsoever. This report shall not be reproduced, in whole or in part, without the written approval of Core Laboratories.

CORE LABORATORIES

SAMPLE INFORMATION
Date: 08/19/97

Job Number.: 972029
Customer ..: Daniel B. Stephens & Associates
Attn.....: Bob Marley

Project Number.....: 97000162
Customer Project ID....: ENVIRON-ROSWELL 6033
Project Description....: DB Stephens/ 6033.2

Laboratory Sample ID	Customer Sample ID	Sample Matrix	Date Sampled	Time Sampled	Date Received	Time Received
972029-1	MW-5	Water	07/25/97	13:45	07/26/97	09:45
972029-2	MW-6	Water	07/25/97	10:20	07/26/97	09:45

The analytical results, opinions or interpretations contained in this report are based upon information and material supplied by the client for whose exclusive and confidential use this report has been made. The analytical results, opinions or interpretations expressed represent the best judgment of Core Laboratories. Core Laboratories, however, makes no warranty or representation, express or implied, of any kind, and expressly disclaims same as to the productivity, proper operations or profitableness of any oil, gas, coal or other mineral, property, well or sand, in connection with which such report is used or relied upon for any reason whatsoever. This report shall not be reproduced, in whole or in part, without the written approval of Core Laboratories.

CORE LABORATORIES

LABORATORY TEST RESULTS

Job Number: 972029

Date: 08/19/97

CUSTOMER: Daniel B. Stephens & Associates PROJECT: ENVIRON-ROSWELL 6033 ATTN: Bob Marley

Customer Sample ID: MW-5
Date Sampled.....: 07/25/97
Time Sampled.....: 13:45
Sample Matrix.....: Water

Laboratory Sample ID: 972029-1
Date Received.....: 07/26/97
Time Received.....: 09:45

TEST METHOD	PARAMETER/TEST DESCRIPTION	SAMPLE RESULT	REPORTING LIMIT	UNITS	DATE	TECH
SM 2320 B	Alkalinity, Total as CaCO3, Unfilt.	120	5	mg/L	07/29/97	mjf
SM 2320 B	Bicarbonate (HCO3), Unfilt.	146	5	mg/L	07/29/97	mjf
SM 2320 B	Carbonate (CO3), Unfilt.	<1	1	mg/L	07/29/97	mjf
EPA 325.2	Chloride, Unfilt.	622	5	mg/L	07/28/97	lmj
EPA 353.2	Nitrogen, Nitrate as N (NO3-N), Unfilt.	3.7	0.1	mg/L	07/28/97	lmj
EPA 353.2	Nitrogen, Nitrite as N (NO2-N), Unfilt.	<0.01	0.01	mg/L	07/28/97	lmj
EPA 160.1	Solids, Total Dissolved (TDS), Filt.	3960	10	mg/L	07/29/97	mjf
EPA 375.2	Sulfate (SO4), Unfilt.	1720	100	mg/L	07/29/97	lmj
SW-846 3010	Acid Digestion, Total Metals	Complete			07/29/97	veb
SW-846 6010A	Arsenic (As), Total	<0.01	0.01	mg/L	07/30/97	gag
SW-846 6010A	Barium (Ba), Total	<0.01	0.01	mg/L	07/30/97	gag
SW-846 6010A	Cadmium (Cd), Total	<0.005	0.005	mg/L	07/30/97	gag
SW-846 6010A	Calcium (Ca), Total	916	0.5	mg/L	07/30/97	gag
SW-846 6010A	Chromium (Cr), Total	<0.01	0.01	mg/L	07/30/97	gag
SW-846 6010A	Copper (Cu), Total	<0.01	0.01	mg/L	07/30/97	gag
SW-846 6010A	Iron (Fe), Total	0.26	0.03	mg/L	07/30/97	gag
SW-846 6010A	Lead (Pb), Total	<0.003	0.003	mg/L	07/30/97	gag
SW-846 6010A	Magnesium (Mg), Total	159	0.1	mg/L	07/30/97	gag
SW-846 6010A	Manganese (Mn), Total	<0.01	0.01	mg/L	07/30/97	gag
SW-846 7470	Mercury (Hg), Total	<0.0002	0.0002	mg/L	08/07/97	veb
SW-846 6010A	Potassium (K), Total	<5	5	mg/L	07/30/97	gag
SW-846 6010A	Selenium (Se), Total	0.02	0.01	mg/L	07/30/97	gag
SW-846 6010A	Silver (Ag), Total	<0.01	0.01	mg/L	07/30/97	gag
SW-846 6010A	Sodium (Na), Total	270	5	mg/L	07/30/97	gag
SW-846 6010A	Zinc (Zn), Total	<0.01	0.01	mg/L	07/30/97	gag

The analytical results, opinions or interpretations contained in this report are based upon information and material supplied by the client for whose exclusive and confidential use this report has been made. The analytical results, opinions or interpretations expressed represent the best judgment of Core Laboratories. Core Laboratories, however, makes no warranty or representation, express or implied, of any kind, and expressly disclaims same as to the productivity, proper operations or profitableness of any oil, gas, coal or other mineral property, well or sand, in connection with which such report is used or relied upon for any reason whatsoever. This report shall not be reproduced, in whole or in part, without the written approval of Core Laboratories.

CORE LABORATORIES

LABORATORY TEST RESULTS

Job Number: 972029 Date: 08/19/97

CUSTOMER: Daniel B. Stephens & Associates PROJECT: ENVIRON-ROSWELL 6033 ATTN: Bob Marley

Customer Sample ID: MW-5
Date Sampled.....: 07/25/97
Time Sampled.....: 13:45
Sample Matrix.....: Water

Laboratory Sample ID: 972029-1
Date Received.....: 07/26/97
Time Received.....: 09:45

TEST METHOD	PARAMETER/TEST DESCRIPTION	SAMPLE RESULT	REPORTING LIMIT	UNITS	DATE	TECH
SW-846 3510B	Extraction (Sep. Funnel) PCBs					
	Separatory Funnel Liq/Liq Extraction	Complete			08/13/97	rwm
SW-846 8080	PCB Analysis					
	Aroclor 1016	ND	0.5	ug/L	08/14/97	smc
	Aroclor 1221	ND	0.5	ug/L	08/14/97	smc
	Aroclor 1232	ND	0.5	ug/L	08/14/97	smc
	Aroclor 1242	ND	0.5	ug/L	08/14/97	smc
	Aroclor 1248	ND	0.5	ug/L	08/14/97	smc
	Aroclor 1254	ND	0.5	ug/L	08/14/97	smc
	Aroclor 1260	ND	0.5	ug/L	08/14/97	smc
	Aroclor 1262	ND	0.5	ug/L	08/14/97	smc
	Aroclor 1268	ND	0.5	ug/L	08/14/97	smc
	Total PCB's	ND		ug/L	08/14/97	smc
-846 3520B	Extraction (Continuous Liq/Liq)					
	Continuous Liquid-Liquid Extraction	Complete			07/30/97	rwm
SW-846 8270	Semivolatile Organics					
	Acenaphthene	ND	10	ug/L	08/13/97	dmj
	Acenaphthylene	ND	10	ug/L	08/13/97	dmj
	Anthracene	ND	10	ug/L	08/13/97	dmj
	Benzidine	ND	50	ug/L	08/13/97	dmj
	Benzo(a)anthracene	ND	10	ug/L	08/13/97	dmj
	Benzo(b)fluoranthene	ND	10	ug/L	08/13/97	dmj
	Benzo(k)fluoranthene	ND	10	ug/L	08/13/97	dmj
	Benzo(ghi)perylene	ND	10	ug/L	08/13/97	dmj
	Benzo(a)pyrene	ND	10	ug/L	08/13/97	dmj
	Benzyl alcohol	ND	20	ug/L	08/13/97	dmj
	Butyl benzyl phthalate	ND	10	ug/L	08/13/97	dmj
	Bis(2-chloroethoxy)methane	ND	10	ug/L	08/13/97	dmj
	Bis(2-chloroethyl)ether	ND	10	ug/L	08/13/97	dmj
	Bis(2-chloroisopropyl)ether	ND	10	ug/L	08/13/97	dmj
	Bis(2-ethylhexyl)phthalate	ND	10	ug/L	08/13/97	dmj
	4-Bromophenyl phenyl ether	ND	10	ug/L	08/13/97	dmj
	4-Chloroaniline	ND	10	ug/L	08/13/97	dmj
	2-Chloronaphthalene	ND	10	ug/L	08/13/97	dmj
	4-Chlorophenyl phenyl ether	ND	10	ug/L	08/13/97	dmj
	Chrysene	ND	10	ug/L	08/13/97	dmj
	Dibenzo(a,h)anthracene	ND	10	ug/L	08/13/97	dmj
	Dibenzofuran	ND	10	ug/L	08/13/97	dmj
	1,2-Dichlorobenzene	ND	10	ug/L	08/13/97	dmj
	1,3-Dichlorobenzene	ND	10	ug/L	08/13/97	dmj
	1,4-Dichlorobenzene	ND	10	ug/L	08/13/97	dmj
	3,3-Dichlorobenzidine	ND	20	ug/L	08/13/97	dmj
	Diethyl phthalate	ND	10	ug/L	08/13/97	dmj
	Dimethyl phthalate	ND	10	ug/L	08/13/97	dmj
	Di-n-butyl phthalate	ND	10	ug/L	08/13/97	dmj

The analytical results, opinions or interpretations contained in this report are based upon information and material supplied by the client for whose exclusive and confidential use this report has been made. The analytical results, opinions or interpretations expressed represent the best judgment of Core Laboratories. Core Laboratories, however, makes no warranty or representation, express or implied, of any type, and expressly disclaims same as to the productivity, proper operations or profitableness of any oil, gas, coal or other mineral property, well or sand, in connection with which such report is used or relied upon for any reason whatsoever. This report shall not be reproduced, in whole or in part, without the written approval of Core Laboratories.

CORE LABORATORIES

LABORATORY TEST RESULTS

Job Number: 972029 Date: 08/19/97

CUSTOMER: Daniel B. Stephens & Associates PROJECT: ENVIRON-ROSWELL 6033 ATTN: Bob Marley

Customer Sample ID: MW-5
Date Sampled.....: 07/25/97
Time Sampled.....: 13:45
Sample Matrix.....: Water

Laboratory Sample ID: 972029-1
Date Received.....: 07/26/97
Time Received.....: 09:45

TEST METHOD	PARAMETER/TEST DESCRIPTION	SAMPLE RESULT	REPORTING LIMIT	UNITS	DATE	TECH
	Di-n-octyl phthalate	ND	10	ug/L	08/13/97	dmj
	2,4-Dinitrotoluene	ND	10	ug/L	08/13/97	dmj
	2,6-Dinitrotoluene	ND	10	ug/L	08/13/97	dmj
	Fluoranthene	ND	10	ug/L	08/13/97	dmj
	Fluorene	ND	10	ug/L	08/13/97	dmj
	Hexachlorobenzene	ND	10	ug/L	08/13/97	dmj
	Hexachlorobutadiene	ND	10	ug/L	08/13/97	dmj
	Hexachlorocyclopentadiene	ND	10	ug/L	08/13/97	dmj
	Hexachloroethane	ND	10	ug/L	08/13/97	dmj
	Indeno(1,2,3-cd)pyrene	ND	10	ug/L	08/13/97	dmj
	Isophorone	ND	10	ug/L	08/13/97	dmj
	2-Methylnaphthalene	ND	10	ug/L	08/13/97	dmj
	Naphthalene	ND	10	ug/L	08/13/97	dmj
	o-Nitroaniline	ND	50	ug/L	08/13/97	dmj
	m-Nitroaniline	ND	50	ug/L	08/13/97	dmj
	p-Nitroaniline	ND	50	ug/L	08/13/97	dmj
	Nitrobenzene	ND	10	ug/L	08/13/97	dmj
	n-Nitrosodi-n-propylamine	ND	10	ug/L	08/13/97	dmj
	n-Nitrosodiphenylamine	ND	10	ug/L	08/13/97	dmj
	Phenanthrene	ND	10	ug/L	08/13/97	dmj
	Pyrene	ND	10	ug/L	08/13/97	dmj
	1,2,4-Trichlorobenzene	ND	10	ug/L	08/13/97	dmj
	Benzoic acid	ND	50	ug/L	08/13/97	dmj
	4-Chloro-3-methylphenol	ND	10	ug/L	08/13/97	dmj
	2-Chlorophenol	ND	10	ug/L	08/13/97	dmj
	2,4-Dichlorophenol	ND	10	ug/L	08/13/97	dmj
	2,4-Dimethylphenol	ND	10	ug/L	08/13/97	dmj
	2,4-Dinitrophenol	ND	50	ug/L	08/13/97	dmj
	2-Methyl-4,6-dinitrophenol	ND	50	ug/L	08/13/97	dmj
	2-Methylphenol (o-cresol)	ND	10	ug/L	08/13/97	dmj
	4-Methylphenol (p-cresol)	ND	10	ug/L	08/13/97	dmj
	2-Nitrophenol	ND	10	ug/L	08/13/97	dmj
	4-Nitrophenol	ND	50	ug/L	08/13/97	dmj
	Pentachlorophenol	ND	50	ug/L	08/13/97	dmj
	Phenol	ND	10	ug/L	08/13/97	dmj
	2,4,5-Trichlorophenol	ND	10	ug/L	08/13/97	dmj
	2,4,6-Trichlorophenol	ND	10	ug/L	08/13/97	dmj
SW-846 8240	Volatile Organics					
	Acetone	ND	100	ug/L	08/01/97	mla
	Benzene	ND	1	ug/L	08/01/97	mla
	Bromodichloromethane	ND	5	ug/L	08/01/97	mla
	Bromoform	ND	5	ug/L	08/01/97	mla
	Bromomethane	ND	10	ug/L	08/01/97	mla
	Methyl ethyl ketone (2-Butanone)	ND	100	ug/L	08/01/97	mla
	Carbon disulfide	ND	5	ug/L	08/01/97	mla
	Carbon tetrachloride	ND	5	ug/L	08/01/97	mla
	Chlorobenzene	ND	5	ug/L	08/01/97	mla
	Chloroethane	ND	10	ug/L	08/01/97	mla

The analytical results, opinions or interpretations contained in this report are based upon information and material supplied by the client for whose exclusive and confidential use this report has been made. The analytical results, opinions or interpretations expressed represent the best judgment of Core Laboratories. Core Laboratories, however, makes no warranty or representation, express or implied, of any type, and expressly disclaims same as to the productivity, proper operations or profitableness of any oil, gas, coal, other minerals, property, well or sand in connection with which such report is used or relied upon for any reason whatsoever. This report shall not be reproduced, in whole or in part, without the written approval of Core Laboratories.

CORE LABORATORIES

LABORATORY TEST RESULTS

Job Number: 972029 Date: 08/19/97

CUSTOMER: Daniel B. Stephens & Associates PROJECT: ENVIRON-ROSWELL 6033 ATTN: Bob Marley

Customer Sample ID: MW-5
Date Sampled.....: 07/25/97
Time Sampled.....: 13:45
Sample Matrix.....: Water

Laboratory Sample ID: 972029-1
Date Received.....: 07/26/97
Time Received.....: 09:45

TEST METHOD	PARAMETER/TEST DESCRIPTION	SAMPLE RESULT	REPORTING LIMIT	UNITS	DATE	TECH
	2-Chloroethylvinyl ether	ND	10	ug/L	08/01/97	mla
	Chloroform	ND	5	ug/L	08/01/97	mla
	Chloromethane	ND	10	ug/L	08/01/97	mla
	Dibromochloromethane	ND	5	ug/L	08/01/97	mla
	1,1-Dichloroethane	ND	5	ug/L	08/01/97	mla
	1,2-Dichloroethane	ND	5	ug/L	08/01/97	mla
	1,1-Dichloroethene	ND	5	ug/L	08/01/97	mla
	trans-1,2-Dichloroethene	ND	5	ug/L	08/01/97	mla
	1,2-Dichloropropane	ND	5	ug/L	08/01/97	mla
	cis-1,3-Dichloropropene	ND	5	ug/L	08/01/97	mla
	trans-1,3-Dichloropropene	ND	5	ug/L	08/01/97	mla
	Ethylbenzene	ND	5	ug/L	08/01/97	mla
	2-Hexanone	ND	50	ug/L	08/01/97	mla
	Methylene chloride	ND	5	ug/L	08/01/97	mla
	4-Methyl-2-pentanone (MIBK)	ND	50	ug/L	08/01/97	mla
	Styrene	ND	5	ug/L	08/01/97	mla
	1,1,2,2-Tetrachloroethane	ND	5	ug/L	08/01/97	mla
	Tetrachloroethene	ND	5	ug/L	08/01/97	mla
	Toluene	ND	5	ug/L	08/01/97	mla
	1,1,1-Trichloroethane	ND	5	ug/L	08/01/97	mla
	1,1,2-Trichloroethane	ND	5	ug/L	08/01/97	mla
	Trichloroethene	ND	5	ug/L	08/01/97	mla
	Vinyl acetate	ND	50	ug/L	08/01/97	mla
	Vinyl chloride	ND	10	ug/L	08/01/97	mla
	Xylenes (total)	ND	5	ug/L	08/01/97	mla

The analytical results, opinions or interpretations contained in this report are based upon information and material supplied by the client for whose exclusive and confidential use this report has been made. The analytical results, opinions or interpretations expressed represent the best judgment of Core Laboratories. Core Laboratories, however, makes no warranty or representation, express or implied, of any type, and expressly disclaims same as to the productivity, proper operations or profitableness of any oil, gas, coal or other mineral property, well or sand in connection with which such report is used or relied upon for any reason whatsoever. This report shall not be reproduced, in whole or in part, without the written approval of Core Laboratories.

CORE LABORATORIES

LABORATORY TEST RESULTS

Job Number: 972029

Date: 08/19/97

CUSTOMER: Daniel B. Stephens & Associates PROJECT: ENVIRON-ROSWELL 6033 ATTN: Bob Marley

Customer Sample ID: MW-6
Date Sampled.....: 07/25/97
Time Sampled.....: 10:20
Sample Matrix.....: Water

Laboratory Sample ID: 972029-2
Date Received.....: 07/26/97
Time Received.....: 09:45

TEST METHOD	PARAMETER/TEST DESCRIPTION	SAMPLE RESULT	REPORTING LIMIT	UNITS	DATE	TECH
SM 2320 B	Alkalinity, Total as CaCO3, Unfilt.	112	5	mg/L	07/29/97	mjf
SM 2320 B	Bicarbonate (HCO3), Unfilt.	137	5	mg/L	07/29/97	mjf
SM 2320 B	Carbonate (CO3), Unfilt.	<1	1	mg/L	07/29/97	mjf
EPA 325.2	Chloride, Unfilt.	344	5	mg/L	07/28/97	lmj
EPA 353.2	Nitrogen, Nitrate as N (NO3-N), Unfilt.	1.0	0.1	mg/L	07/28/97	lmj
EPA 353.2	Nitrogen, Nitrite as N (NO2-N), Unfilt.	<0.01	0.01	mg/L	07/28/97	lmj
EPA 160.1	Solids, Total Dissolved (TDS), Filt.	3420	10	mg/L	07/29/97	mjf
EPA 375.2	Sulfate (SO4), Unfilt.	1650	100	mg/L	07/29/97	lmj
W-846 3010	Acid Digestion, Total Metals	Complete			07/29/97	veb
SW-846 6010A	Arsenic (As), Total	<0.01	0.01	mg/L	07/30/97	gag
SW-846 6010A	Barium (Ba), Total	<0.01	0.01	mg/L	07/30/97	gag
SW-846 6010A	Cadmium (Cd), Total	<0.005	0.005	mg/L	07/30/97	gag
SW-846 6010A	Calcium (Ca), Total	778	0.5	mg/L	07/30/97	gag
SW-846 6010A	Chromium (Cr), Total	<0.01	0.01	mg/L	07/30/97	gag
SW-846 6010A	Copper (Cu), Total	<0.01	0.01	mg/L	07/30/97	gag
SW-846 6010A	Iron (Fe), Total	0.32	0.03	mg/L	07/30/97	gag
SW-846 6010A	Lead (Pb), Total	<0.003	0.003	mg/L	07/30/97	gag
SW-846 6010A	Magnesium (Mg), Total	217	0.1	mg/L	07/30/97	gag
SW-846 6010A	Manganese (Mn), Total	<0.01	0.01	mg/L	07/30/97	gag
SW-846 7470	Mercury (Hg), Total	<0.0002	0.0002	mg/L	08/07/97	veb
SW-846 6010A	Potassium (K), Total	5	5	mg/L	07/30/97	gag
SW-846 6010A	Selenium (Se), Total	<0.01	0.01	mg/L	07/30/97	gag
SW-846 6010A	Silver (Ag), Total	<0.01	0.01	mg/L	07/30/97	gag
SW-846 6010A	Sodium (Na), Total	236	5	mg/L	07/30/97	gag
SW-846 6010A	Zinc (Zn), Total	0.01	0.01	mg/L	07/30/97	gag

The analytical results, opinions or interpretations contained in this report are based upon information and material supplied by the client for whose exclusive and confidential use this report has been made. The analytical results, opinions or interpretations expressed represent the best judgment of Core Laboratories. Core Laboratories, however, makes no warranty or representation, express or implied, of any kind, and expressly disclaims same as to the productivity, proper operations or profitableness of any oil, gas, coal or other mineral, property, well or sand in connection with which such report is used or relied upon for any reason whatsoever. This report shall not be reproduced, in whole or in part, without the written approval of Core Laboratories.

CORE LABORATORIES

LABORATORY TEST RESULTS

Job Number: 972029 Date: 08/19/97

CUSTOMER: Daniel B. Stephens & Associates PROJECT: ENVIRON-ROSWELL 6033 ATTN: Bob Marley

Customer Sample ID: MW-6
Date Sampled.....: 07/25/97
Time Sampled.....: 10:20
Sample Matrix.....: Water

Laboratory Sample ID: 972029-2
Date Received.....: 07/26/97
Time Received.....: 09:45

TEST METHOD	PARAMETER/TEST DESCRIPTION	SAMPLE RESULT	REPORTING LIMIT	UNITS	DATE	TECH
SW-846 3510B	Extraction (Sep. Funnel) PCBs					
	Separatory Funnel Liq/Liq Extraction	Complete			08/13/97	rwm
SW-846 8080	PCB Analysis					
	Aroclor 1016	ND	0.5	ug/L	08/14/97	smc
	Aroclor 1221	ND	0.5	ug/L	08/14/97	smc
	Aroclor 1232	ND	0.5	ug/L	08/14/97	smc
	Aroclor 1242	ND	0.5	ug/L	08/14/97	smc
	Aroclor 1248	ND	0.5	ug/L	08/14/97	smc
	Aroclor 1254	ND	0.5	ug/L	08/14/97	smc
	Aroclor 1260	ND	0.5	ug/L	08/14/97	smc
	Aroclor 1262	ND	0.5	ug/L	08/14/97	smc
	Aroclor 1268	ND	0.5	ug/L	08/14/97	smc
	Total PCB's	ND		ug/L	08/14/97	smc
-846 3520B	Extraction (Continuous Liq/Liq)					
	Continuous Liquid-Liquid Extraction	Complete			07/30/97	rwm
SW-846 8270	Semivolatile Organics					
	Acenaphthene	ND	10	ug/L	08/13/97	dmj
	Acenaphthylene	ND	10	ug/L	08/13/97	dmj
	Anthracene	ND	10	ug/L	08/13/97	dmj
	Benzidine	ND	50	ug/L	08/13/97	dmj
	Benzo(a)anthracene	ND	10	ug/L	08/13/97	dmj
	Benzo(b)fluoranthene	ND	10	ug/L	08/13/97	dmj
	Benzo(k)fluoranthene	ND	10	ug/L	08/13/97	dmj
	Benzo(ghi)perylene	ND	10	ug/L	08/13/97	dmj
	Benzo(a)pyrene	ND	10	ug/L	08/13/97	dmj
	Benzyl alcohol	ND	20	ug/L	08/13/97	dmj
	Butyl benzyl phthalate	ND	10	ug/L	08/13/97	dmj
	Bis(2-chloroethoxy)methane	ND	10	ug/L	08/13/97	dmj
	Bis(2-chloroethyl)ether	ND	10	ug/L	08/13/97	dmj
	Bis(2-chloroisopropyl)ether	ND	10	ug/L	08/13/97	dmj
	Bis(2-ethylhexyl)phthalate	ND	10	ug/L	08/13/97	dmj
	4-Bromophenyl phenyl ether	ND	10	ug/L	08/13/97	dmj
	4-Chloroaniline	ND	10	ug/L	08/13/97	dmj
	2-Chloronaphthalene	ND	10	ug/L	08/13/97	dmj
	4-Chlorophenyl phenyl ether	ND	10	ug/L	08/13/97	dmj
	Chrysene	ND	10	ug/L	08/13/97	dmj
	Dibenzo(a,h)anthracene	ND	10	ug/L	08/13/97	dmj
	Dibenzofuran	ND	10	ug/L	08/13/97	dmj
	1,2-Dichlorobenzene	ND	10	ug/L	08/13/97	dmj
	1,3-Dichlorobenzene	ND	10	ug/L	08/13/97	dmj
	1,4-Dichlorobenzene	ND	10	ug/L	08/13/97	dmj
	3,3-Dichlorobenzidine	ND	20	ug/L	08/13/97	dmj
	Diethyl phthalate	ND	10	ug/L	08/13/97	dmj
	Dimethyl phthalate	ND	10	ug/L	08/13/97	dmj
	Di-n-butyl phthalate	ND	10	ug/L	08/13/97	dmj

The analytical results, opinions or interpretations contained in this report are based upon information and material supplied by the client for whose exclusive and confidential use this report has been made. The analytical results, opinions or interpretations expressed represent the best judgment of Core Laboratories. Core Laboratories, however, makes no warranty or representation, express or implied, of any kind, and expressly disclaims same as to the productivity, proper operations or profitableness of any oil, gas, mineral or other material property, well or sand in connection with which such report is used or relied upon for any reason whatsoever. This report shall not be reproduced, in whole or in part, without the written approval of Core Laboratories.

CORE LABORATORIES

LABORATORY TEST RESULTS

Job Number: 972029 Date: 08/19/97

CUSTOMER: Daniel B. Stephens & Associates PROJECT: ENVIRON-ROSWELL 6033 ATTN: Bob Marley

Customer Sample ID: MW-6
Date Sampled.....: 07/25/97
Time Sampled.....: 10:20
Sample Matrix.....: Water

Laboratory Sample ID: 972029-2
Date Received.....: 07/26/97
Time Received.....: 09:45

TEST METHOD	PARAMETER/TEST DESCRIPTION	SAMPLE RESULT	REPORTING LIMIT	UNITS	DATE	TECH
	Di-n-octyl phthalate	ND	10	ug/L	08/13/97	dmj
	2,4-Dinitrotoluene	ND	10	ug/L	08/13/97	dmj
	2,6-Dinitrotoluene	ND	10	ug/L	08/13/97	dmj
	Fluoranthene	ND	10	ug/L	08/13/97	dmj
	Fluorene	ND	10	ug/L	08/13/97	dmj
	Hexachlorobenzene	ND	10	ug/L	08/13/97	dmj
	Hexachlorobutadiene	ND	10	ug/L	08/13/97	dmj
	Hexachlorocyclopentadiene	ND	10	ug/L	08/13/97	dmj
	Hexachloroethane	ND	10	ug/L	08/13/97	dmj
	Indeno(1,2,3-cd)pyrene	ND	10	ug/L	08/13/97	dmj
	Isophorone	ND	10	ug/L	08/13/97	dmj
	2-Methylnaphthalene	ND	10	ug/L	08/13/97	dmj
	Naphthalene	ND	10	ug/L	08/13/97	dmj
	o-Nitroaniline	ND	50	ug/L	08/13/97	dmj
	m-Nitroaniline	ND	50	ug/L	08/13/97	dmj
	p-Nitroaniline	ND	50	ug/L	08/13/97	dmj
	Nitrobenzene	ND	10	ug/L	08/13/97	dmj
	n-Nitrosodi-n-propylamine	ND	10	ug/L	08/13/97	dmj
	n-Nitrosodiphenylamine	ND	10	ug/L	08/13/97	dmj
	Phenanthrene	ND	10	ug/L	08/13/97	dmj
	Pyrene	ND	10	ug/L	08/13/97	dmj
	1,2,4-Trichlorobenzene	ND	10	ug/L	08/13/97	dmj
	Benzoic acid	ND	50	ug/L	08/13/97	dmj
	4-Chloro-3-methylphenol	ND	10	ug/L	08/13/97	dmj
	2-Chlorophenol	ND	10	ug/L	08/13/97	dmj
	2,4-Dichlorophenol	ND	10	ug/L	08/13/97	dmj
	2,4-Dimethylphenol	ND	10	ug/L	08/13/97	dmj
	2,4-Dinitrophenol	ND	50	ug/L	08/13/97	dmj
	2-Methyl-4,6-dinitrophenol	ND	50	ug/L	08/13/97	dmj
	2-Methylphenol (o-cresol)	ND	10	ug/L	08/13/97	dmj
	4-Methylphenol (p-cresol)	ND	10	ug/L	08/13/97	dmj
	2-Nitrophenol	ND	10	ug/L	08/13/97	dmj
	4-Nitrophenol	ND	50	ug/L	08/13/97	dmj
	Pentachlorophenol	ND	50	ug/L	08/13/97	dmj
	Phenol	ND	10	ug/L	08/13/97	dmj
	2,4,5-Trichlorophenol	ND	10	ug/L	08/13/97	dmj
	2,4,6-Trichlorophenol	ND	10	ug/L	08/13/97	dmj
SW-846 8240	Volatile Organics					
	Acetone	ND	100	ug/L	08/01/97	mla
	Benzene	ND	1	ug/L	08/01/97	mla
	Bromodichloromethane	ND	5	ug/L	08/01/97	mla
	Bromoform	ND	5	ug/L	08/01/97	mla
	Bromomethane	ND	10	ug/L	08/01/97	mla
	Methyl ethyl ketone (2-Butanone)	ND	100	ug/L	08/01/97	mla
	Carbon disulfide	ND	5	ug/L	08/01/97	mla
	Carbon tetrachloride	ND	5	ug/L	08/01/97	mla
	Chlorobenzene	ND	5	ug/L	08/01/97	mla
	Chloroethane	ND	10	ug/L	08/01/97	mla

The analytical results, opinions or interpretations contained in this report are based upon information and material supplied by the client for whose exclusive and confidential use this report has been made. The analytical results, opinions or interpretations expressed represent the best judgment of Core Laboratories. Core Laboratories, however, makes no warranty or representation, express or implied, of any type, and expressly disclaims same as to the productivity, proper operations, or profitability of any oil, gas, coal or other mineral property, well or sand in connection with which such report is used or relied upon for any reason whatsoever. This report shall not be reproduced, in whole or in part, without the written approval of Core Laboratories.

CORE LABORATORIES

LABORATORY TEST RESULTS

Job Number: 972029 Date: 08/19/97

CUSTOMER: Daniel B. Stephens & Associates PROJECT: ENVIRON-ROSWELL 6033 ATTN: Bob Marley

Customer Sample ID: MW-6
Date Sampled.....: 07/25/97
Time Sampled.....: 10:20
Sample Matrix.....: Water

Laboratory Sample ID: 972029-2
Date Received.....: 07/26/97
Time Received.....: 09:45

TEST METHOD	PARAMETER/TEST DESCRIPTION	SAMPLE RESULT	REPORTING LIMIT	UNITS	DATE	TECH
	2-Chloroethylvinyl ether	ND	10	ug/L	08/01/97	mla
	Chloroform	ND	5	ug/L	08/01/97	mla
	Chloromethane	ND	10	ug/L	08/01/97	mla
	Dibromochloromethane	ND	5	ug/L	08/01/97	mla
	1,1-Dichloroethane	ND	5	ug/L	08/01/97	mla
	1,2-Dichloroethane	ND	5	ug/L	08/01/97	mla
	1,1-Dichloroethene	ND	5	ug/L	08/01/97	mla
	trans-1,2-Dichloroethene	ND	5	ug/L	08/01/97	mla
	1,2-Dichloropropane	ND	5	ug/L	08/01/97	mla
	cis-1,3-Dichloropropene	ND	5	ug/L	08/01/97	mla
	trans-1,3-Dichloropropene	ND	5	ug/L	08/01/97	mla
	Ethylbenzene	ND	5	ug/L	08/01/97	mla
	2-Hexanone	ND	50	ug/L	08/01/97	mla
	Methylene chloride	ND	5	ug/L	08/01/97	mla
	4-Methyl-2-pentanone (MIBK)	ND	50	ug/L	08/01/97	mla
	Styrene	ND	5	ug/L	08/01/97	mla
	1,1,2,2-Tetrachloroethane	ND	5	ug/L	08/01/97	mla
	Tetrachloroethene	ND	5	ug/L	08/01/97	mla
	Toluene	ND	5	ug/L	08/01/97	mla
	1,1,1-Trichloroethane	ND	5	ug/L	08/01/97	mla
	1,1,2-Trichloroethane	ND	5	ug/L	08/01/97	mla
	Trichloroethene	ND	5	ug/L	08/01/97	mla
	Vinyl acetate	ND	50	ug/L	08/01/97	mla
	Vinyl chloride	ND	10	ug/L	08/01/97	mla
	Xylenes (total)	ND	5	ug/L	08/01/97	mla

The analytical results, opinions or interpretations contained in this report are based upon information and material supplied by the client for whose exclusive and confidential use this report has been made. The analytical results, opinions or interpretations expressed represent the best judgment of Core Laboratories. Core Laboratories, however, makes no warranty or representation, express or implied, of any type, and expressly disclaims same as to the productivity, proper operations or profitableness of any oil, gas, coal or other mineral property, well or sand in connection with which such report is used or relied upon for any reason whatsoever. This report shall not be reproduced, in whole or in part, without the written approval of Core Laboratories.

CORE LABORATORIES

QUALITY CONTROL RESULTS

Job Number: 972029 Date: 08/19/97

CUSTOMER: Daniel B. Stephens & Associates PROJECT: ENVIRON-ROSWELL 6033 ATTN: Bob Marley

Test Method.....: EPA 353.2 Batch.....: 24062 Analyst...: lmj
Method Description.: Nitrogen, NO2, NO3 (Auto Cd Red.) Units.....: mg/L
Parameter.....: Nitrogen, Nitrate as N (NO3-N)

QC	Lab ID	Reagent	QC Result	QC Result	True Value	Orig. Value	Calc. Result	*	Limits	F	Date/Time
ICL		G970502A	1.02		1.000000		102.0	%	90-110		07/28/97 0930
ICB			0.01						0.1		07/28/97 0950
MD	972029-1		3.65			3.67	0.5	R	20		07/28/97 1010
MS	972029-1	G961111B	4.56		1.000000	3.67	89.0	%	75-125		07/28/97 1020
CCV		G961111B	2.03		2.000000		101.5	%	90-110		07/28/97 1110
CCB			0.01						0.1		07/28/97 1130

Test Method.....: EPA 353.2 Batch.....: 24062 Analyst...: lmj
Method Description.: Nitrogen, NO2, NO3 (Auto Cd Red.) Units.....: mg/L
Parameter.....: Nitrogen, Nitrite as N (NO2-N)

QC	Lab ID	Reagent	QC Result	QC Result	True Value	Orig. Value	Calc. Result	*	Limits	F	Date/Time
ICL		G961029A	1.03		1.000000		103.0	%	90-110		07/28/97 0940
ICB			0.00						0.01		07/28/97 0950
MD	972029-1		0.00			0.00	0.00	A	0.01		07/28/97 1010
MS	972029-1	G970403A	1.09		1.000000	0.00	109.0	%	75-125		07/28/97 1030
		G970403A	2.17		2.000000		108.5	%	90-110		07/28/97 1120
			0.00						0.01		07/28/97 1130

Test Method.....: EPA 325.2 Batch.....: 24066 Analyst...: lmj
Method Description.: Chloride (Colorimetric, AA II) Units.....: mg/L
Parameter.....: Chloride

QC	Lab ID	Reagent	QC Result	QC Result	True Value	Orig. Value	Calc. Result	*	Limits	F	Date/Time
ICL		G970203A	81.22298		80.0		101.5	%	90-110		07/28/97 1325
LCS		G961204B	9.43585		10.0		94.4	%	80-120		07/28/97 1327
ICB			0.31161						0.5		07/28/97 1328
MD	972039-1		37.88937			39.78043	4.9	R	20		07/28/97 1333
MS	972039-1	G970509A	88.93473		50.000000	39.78043	98.3	%	75-125		07/28/97 1334
CCV		G970509E	84.01202		80.0		105.0	%	90-110		07/28/97 1346
CCB			0.31161						0.5		07/28/97 1348
MD	971981-1		25.92779			27.02481	4.1	R	20		07/28/97 1357
MS	971981-1	G970509A	76.76871		50.000000	27.02481	99.5	%	75-125		07/28/97 1358
CCV		G970509E	81.02519		80.0		101.3	%	90-110		07/28/97 1406
CCB			0.31161						0.5		07/28/97 1407
LCS		G970728A	84.56433		80.0		105.7	%	80-120		07/28/97 1410
MD	972014-1		13.17730			12.61845	4.3	R	20		07/28/97 1416
MS	972014-1	G970509A	65.07765		50.000000	12.61845	104.9	%	75-125		07/28/97 1418
CCV		G970509E	84.61462		80.0		105.8	%	90-110		07/28/97 1425
CCB			0.31161						0.5		07/28/97 1427
CCV		G970509E	83.71140		80.0		104.6	%	90-110		07/28/97 1439
CCB			0.31161						0.5		07/28/97 1440
LCS		G970728A	82.21477		80.0		102.8	%	80-120		07/28/97 1446
CCV		G970509E	84.76554		80.0		106.0	%	90-110		07/28/97 1455
CCB			0.31161						0.5		07/28/97 1457
CCV		G970509E	81.71828		80.0		102.1	%	90-110		07/28/97 1507
CCB			0.31161						0.5		07/28/97 1509

* %-% REC R-RPD A-ABS Diff. D-% Diff.

The analytical results, opinions or interpretations contained in this report are based upon information and material supplied by the client for whose exclusive and confidential use this report has been made. The analytical results, opinions or interpretations expressed represent the best judgment of Core Laboratories. Core Laboratories, however, makes no warranty or representation, express or implied, of any type, and expressly disclaims same as to the productivity, proper operations, or profitableness of any oil, gas, coal or other mineral, property, well or sand in connection with which such report is used or relied upon for any reason whatsoever. This report shall not be reproduced, in whole or in part, without the written approval of Core Laboratories.

CORE LABORATORIES

QUALITY CONTROL RESULTS

Job Number: 972029 Date: 08/19/97

CUSTOMER: Daniel B. Stephens & Associates PROJECT: ENVIRON-ROSWELL 6033 ATTN: Bob Marley

Test Method.....: SM 2320 B Batch.....: 24122 Analyst...: mjf
Method Description.: Alkalinity (HCO3, CO3, OH) Units.....: mg/L
Parameter.....: Bicarbonate (HCO3)

QC	Lab ID	Reagent	QC Result	QC Result	True Value	Orig. Value	Calc. Result	*	Limits	F	Date/Time
MB			0						5		07/29/97 0925
MD	971981-1		102			102	0.0	R	20		07/29/97 0925
MD	971981-3		166			163	1.8	R	20		07/29/97 0925
MD	972014-1		100			102	2.0	R	20		07/29/97 0925
MD	972026-1		90			90	0.0	R	20		07/29/97 0925

Test Method.....: SM 2320 B Batch.....: 24122 Analyst...: mjf
Method Description.: Alkalinity (HCO3, CO3, OH) Units.....: mg/L
Parameter.....: Carbonate (CO3)

QC	Lab ID	Reagent	QC Result	QC Result	True Value	Orig. Value	Calc. Result	*	Limits	F	Date/Time
MB			0						1		07/29/97 0925
MD	971981-1		0			0	0	A	1		07/29/97 0925
MD	971981-3		0			0	0	A	1		07/29/97 0925
MD	972014-1		0			0	0	A	1		07/29/97 0925
MD	972026-1		0			0	0	A	1		07/29/97 0925

Test Method.....: EPA 375.2 Batch.....: 24138 Analyst...: lmj
Method Description.: Sulfate (Automated MTB, AAII) Units.....: mg/L
Parameter.....: Sulfate (SO4)

QC	Lab ID	Reagent	QC Result	QC Result	True Value	Orig. Value	Calc. Result	*	Limits	F	Date/Time
ICL		G970113	46.57021		50.0		93.1	%	90-110		07/29/97 1622
ICB			1.21982						10		07/29/97 1624
MD	960850-193		17.25192			13.70809	3.54383	A	10.00000		07/29/97 1628
MS	960850-193	G970522A	61.26141		50.000000	13.70809	95.1	%	75-125		07/29/97 1630
MD	962987-38		26.13369			23.12436	3.00933	A	10.00000		07/29/97 1638
MS	962987-38	G970522A	72.63518		50.000000	23.12436	99.0	%	75-125		07/29/97 1639
CCV		G970424A	119.66649		120		99.7	%	90-110		07/29/97 1642
CCB			-0.53743						10		07/29/97 1644
MD	970111-25		34.07983			31.47506	2.60477	A	10.00000		07/29/97 1650
MS	970111-25	G970522A	78.10310		50.000000	31.47506	93.3	%	75-125		07/29/97 1652
MD	971981-1		86.14645			86.14645	0.0	R	20		07/29/97 1657
MS	971981-1	G970522A	130.24167		50.000000	86.14645	88.2	%	75-125		07/29/97 1658
CCV		G970424A	123.11545		120		102.6	%	90-110		07/29/97 1703
CCB			-0.53743						10		07/29/97 1704
LCS		G970113	46.57021		50.0		93.1	%	80-120		07/29/97 1707
CCV		G970424A	125.36438		120		104.5	%	90-110		07/29/97 1723
CCB			-0.53743						10		07/29/97 1725
CCV		G970424A	113.40421		120		94.5	%	90-110		07/29/97 1744
CCB			-0.67252						10		07/29/97 1745
LCS		G970113	51.23969		50.0		102.5	%	80-120		07/29/97 1748
CCV		G970424A	131.16164		120		109.3	%	90-110		07/29/97 1758
CCB			-0.40233						10		07/29/97 1759
CCV		G970424A	125.62863		120		104.7	%	90-110		07/29/97 1812
CCB			-0.53743						10		07/29/97 1813

* %-% REC R-RPD A-ABS Diff. D-% Diff.

The analytical results, opinions or interpretations contained in this report are based upon information and material supplied by the client for whose exclusive and confidential use this report has been made. The analytical results, opinions or interpretations expressed represent the best judgment of Core Laboratories. Core Laboratories, however, makes no warranty or representation, express or implied, of any kind, and expressly disclaims same as to the productivity, proper operations or profitableness of any oil, gas, coal or other mineral, property, well or sand in connection with which such report is used or relied upon for any reason whatsoever. This report shall not be reproduced, in whole or in part, without the written approval of Core Laboratories.

CORE LABORATORIES

QUALITY CONTROL RESULTS

Job Number: 972029 Date: 08/19/97

CUSTOMER: Daniel B. Stephens & Associates PROJECT: ENVIRON-ROSWELL 6033 ATTN: Bob Marley

Test Method.....: EPA 160.1 Batch.....: 24168 Analyst...: mjf
Method Description.: Solids, Total Dissolved (TDS) Units.....: mg/L
Parameter.....: Solids, Total Dissolved (TDS)

QC	Lab ID	Reagent	QC Result	QC Result	True Value	Orig. Value	Calc. Result	*	Limits	F	Date/Time
MB			0						10		07/29/97 1750
LCS		G970725B	502		500		100.4	%	80-120		07/29/97 1750
MD	972007-1		23100			23250	0.6	R	20		07/29/97 1750
MD	972007-2		23650			23950	1.3	R	20		07/29/97 1750

Test Method.....: SW-846 6010A Batch.....: 24180 Analyst...: gag
Method Description.: Metals Analysis (ICAP Trace) Units.....: mg/L
Parameter.....: Arsenic (As)

QC	Lab ID	Reagent	QC Result	QC Result	True Value	Orig. Value	Calc. Result	*	Limits	F	Date/Time
ICV		970508T	1.94416		2.00		97.2	%	90-110		07/30/97 1111
ICB		970714T	0.00383						0.01		07/30/97 1151
ISB		970708X	0.88967		1.000		89.0	%	80-120		07/30/97 1204
ISB		970716WW	0.99686		1.000		99.7	%	80-120		07/30/97 1216
MB		0729	0.00196						0.01		07/30/97 1237
[illegible]		0729	0.00179						0.01		07/30/97 1238
[illegible]		970709H	0.92001		1.00		92.0	%	80-120		07/30/97 1242
[illegible]S		970709H	0.91747		1.00		91.7	%	80-120		07/30/97 1245
CCV		970716T	2.39236		2.5		95.7	%	90-110		07/30/97 1330
CCB		970714T	0.00322						0.01		07/30/97 1343
MS	971996-1	970723Z	0.96576		1.000	0.01071	95.5	%	80-120		07/30/97 1406
SD	971996-2		0.00165			0.00577		D			07/30/97 1421
CCV		970716T	2.43057		2.5		97.2	%	90-110		07/30/97 1459
CCB		970714T	0.00288						0.01		07/30/97 1504
MD	972029-1		0.00249			0.00214	0.00035	A	0.01000		07/30/97 1523
MD	972034-1		0.01264			0.01123	0.00141	A	0.01000		07/30/97 1552
CCV		970716T	2.45307		2.5		98.1	%	90-110		07/30/97 1631
CCB		970714T	0.00336						0.01		07/30/97 1647
CCV		970716T	2.43150		2.5		97.3	%	90-110		07/30/97 1754
CCB		970714T	0.00045						0.01		07/30/97 1807
MD	971944-2		-0.00132			0.00267	0.00399	A	0.01000		07/30/97 1846
PDS	971944-2	970723Z	0.96303		1.000	0.00267	96.0	%	75-125		07/30/97 1850
CCV		970716T	2.43826		2.5		97.5	%	90-110		07/30/97 1905
CCB		970714T	-0.00228						0.01		07/30/97 1917
ISB		970708X	0.93967		1.000		94.0	%	80-120		07/30/97 1952
ISB		970716WW	1.00069		1.000		100.1	%	80-120		07/30/97 2000
CCV		970716T	2.45399		2.5		98.2	%	90-110		07/30/97 2006
CCB		970714T	-0.00209						0.01		07/30/97 2013

Test Method.....: SW-846 6010A Batch.....: 24180 Analyst...: gag
Method Description.: Metals Analysis (ICAP Trace) Units.....: mg/L
Parameter.....: Lead (Pb)

QC	Lab ID	Reagent	QC Result	QC Result	True Value	Orig. Value	Calc. Result	*	Limits	F	Date/Time
ICV		970508T	1.90928		2.00		95.5	%	90-110		07/30/97 1111
ICB		970714T	-0.00012						0.003		07/30/97 1151
ISB		970708X	0.87340		1.000		87.3	%	80-120		07/30/97 1204
[illegible]		970716WW	0.91611		1.000		91.6	%	80-120		07/30/97 1216
		0729	0.00219						0.003		07/30/97 1237

* %-% REC R-RPD A-ABS Diff. D-% Diff.

The analytical results, opinions or interpretations contained in this report are based upon information and material supplied by the client for whose exclusive and confidential use this report has been made. The analytical results, opinions or interpretations expressed represent the best judgment of Core Laboratories. Core Laboratories, however, makes no warranty or representation, express or implied, of any kind, and expressly disclaims same as to the productivity, proper operations or profitableness of any oil, gas, coal or other mineral property, well or sand in connection with which such report is used or relied upon for any reason whatsoever. This report shall not be reproduced, in whole or in part, without the written approval of Core Laboratories.

CORE LABORATORIES

QUALITY CONTROL RESULTS

Job Number: 972029 Date: 08/19/97

CUSTOMER: Daniel B. Stephens & Associates PROJECT: ENVIRON-ROSWELL 6033 ATTN: Bob Marley

Test Method.....: SW-846 6010A Batch.....: 24180 Analyst...: gag
Method Description.: Metals Analysis (ICAP Trace) Units.....: mg/L
Parameter.....: Lead (Pb)

QC	Lab ID	Reagent	QC Result	QC Result	True Value	Orig. Value	Calc. Result	*	Limits	F	Date/Time
MB		0729	0.00057						0.003		07/30/97 1238
LCS		970709H	0.96463		1.00		96.5	%	80-120		07/30/97 1242
LCS		970709H	0.96698		1.00		96.7	%	80-120		07/30/97 1245
CCV		970716T	0.96911		1.0		96.9	%	90-110		07/30/97 1330
CCB		970714T	0.00059						0.003		07/30/97 1343
MS	971996-1	970723Z	0.97237		1.000	0.00375	96.9	%	80-120		07/30/97 1406
SD	971996-2		-0.00037			0.00026		D			07/30/97 1421
CCV		970716T	1.00005		1.0		100.0	%	90-110		07/30/97 1459
CCB		970714T	-0.00024						0.003		07/30/97 1504
MD	972029-1		-0.00227			-0.00146	0.00081	A	0.00300		07/30/97 1523
MD	972034-1		0.00327			0.00355	0.00028	A	0.00300		07/30/97 1552
CCV		970716T	0.96914		1.0		96.9	%	90-110		07/30/97 1631
CCB		970714T	-0.00061						0.003		07/30/97 1647
CCV		970716T	0.99747		1.0		99.7	%	90-110		07/30/97 1754
CCB		970714T	-0.00021						0.003		07/30/97 1807
MD	971944-2		0.00094			0.00138	0.00044	A	0.00300		07/30/97 1846
PDS	971944-2	970723Z	0.88594		1.000	0.00138	88.5	%	75-125		07/30/97 1850
CCV		970716T	0.96099		1.0		96.1	%	90-110		07/30/97 1905
		970714T	0.00009						0.003		07/30/97 1917
[illegible]		970708X	0.86321		1.000		86.3	%	80-120		07/30/97 1952
ISB		970716WW	0.92150		1.000		92.2	%	80-120		07/30/97 2000
CCV		970716T	0.96622		1.0		96.6	%	90-110		07/30/97 2006
CCB		970714T	-0.00119						0.003		07/30/97 2013

Test Method.....: SW-846 6010A Batch.....: 24180 Analyst...: gag
Method Description.: Metals Analysis (ICAP Trace) Units.....: mg/L
Parameter.....: Selenium (Se)

QC	Lab ID	Reagent	QC Result	QC Result	True Value	Orig. Value	Calc. Result	*	Limits	F	Date/Time
ICV		970508T	1.91496		2.00		95.7	%	90-110		07/30/97 1111
ICB		970714T	0.00046						0.01		07/30/97 1151
ISB		970708X	0.89721		1.000		89.7	%	80-120		07/30/97 1204
ISB		970716WW	0.90104		1.000		90.1	%	80-120		07/30/97 1216
MB		0729	0.00341						0.01		07/30/97 1237
MB		0729	0.00207						0.01		07/30/97 1238
LCS		970709H	0.82783		1.00		82.8	%	80-120		07/30/97 1242
LCS		970709H	0.82688		1.00		82.7	%	80-120		07/30/97 1245
CCV		970716T	2.45797		2.5		98.3	%	90-110		07/30/97 1330
CCB		970714T	0.00483						0.01		07/30/97 1343
MS	971996-1	970723Z	0.92155		1.000	0.00195	92.0	%	80-120		07/30/97 1406
SD	971996-2		-0.00100			0.00303		D			07/30/97 1421
CCV		970716T	2.50053		2.5		100.0	%	90-110		07/30/97 1459
CCB		970714T	0.00084						0.01		07/30/97 1504
MD	972029-1		0.01270			0.01696	0.00426	A	0.01000		07/30/97 1523
MD	972034-1		0.00011			0.00014	0.00003	A	0.01000		07/30/97 1552
CCV		970716T	2.41420		2.5		96.6	%	90-110		07/30/97 1631
CCB		970714T	0.00326						0.01		07/30/97 1647
CCV		970716T	2.45163		2.5		98.1	%	90-110		07/30/97 1754
CCB		970714T	0.00426						0.01		07/30/97 1807
[illegible]	971944-2		0.00324			0.00296	0.00028	A	0.01000		07/30/97 1846
	971944-2	970723Z	1.00066		1.000	0.00296	99.8	%	75-125		07/30/97 1850

* %-% REC R-RPD A-ABS Diff. D-% Diff.

The analytical results, opinions or interpretations contained in this report are based upon information and material supplied by the client for whose exclusive and confidential use this report has been made. The analytical results, opinions or interpretations expressed represent the best judgment of Core Laboratories. Core Laboratories, however, makes no warranty or representation, express or implied, of any type, and expressly disclaims same as to the productivity, proper operations or profitableness of any oil, gas, coal or other mineral property, well or sand in connection with which such report is used or relied upon for any reason whatsoever. This report shall not be reproduced, in whole or in part, without the written approval of Core Laboratories.

CORE LABORATORIES

QUALITY CONTROL RESULTS

Job Number: 972029 Date: 08/19/97

CUSTOMER: Daniel B. Stephens & Associates PROJECT: ENVIRON-ROSWELL 6033 ATTN: Bob Marley

Test Method.....: SW-846 6010A Batch.....: 24180 Analyst...: gag
Method Description.: Metals Analysis (ICAP Trace) Units.....: mg/L
Parameter.....: Selenium (Se)

QC	Lab ID	Reagent	QC Result	QC Result	True Value	Orig. Value	Calc. Result	*	Limits	F	Date/Time
CCV		970716T	2.48106		2.5		99.2	%	90-110		07/30/97 1905
CCB		970714T	-0.00043						0.01		07/30/97 1917
ISB		970708X	0.97703		1.000		97.7	%	80-120		07/30/97 1952
ISB		970716WW	0.97101		1.000		97.1	%	80-120		07/30/97 2000
CCV		970716T	2.48063		2.5		99.2	%	90-110		07/30/97 2006
CCB		970714T	-0.00360						0.01		07/30/97 2013

Test Method.....: SW-846 6010A Batch.....: 24180 Analyst...: gag
Method Description.: Metals Analysis (ICAP) Units.....: mg/L
Parameter.....: Barium (Ba)

QC	Lab ID	Reagent	QC Result	QC Result	True Value	Orig. Value	Calc. Result	*	Limits	F	Date/Time
ICV		970428T	0.96582		1.00		96.6	%	90-110		07/30/97 1118
ICB		970714T	0.00009						0.001		07/30/97 1151
ISB		970708X	0.46217		0.5000		92.4	%	80-120		07/30/97 1204
[illegible]		970716WW	0.95521		1.000		95.5	%	80-120		07/30/97 1216
		0729	-0.00000						0.001		07/30/97 1237
[illegible]		0729	-0.00003						0.001		07/30/97 1238
LCS		970709H	0.97823		1.00		97.8	%	80-120		07/30/97 1242
LCS		970709H	0.98282		1.00		98.3	%	80-120		07/30/97 1245
CCV		970716T	4.89908		5.0		98.0	%	90-110		07/30/97 1330
CCB		970714T	-0.00006						0.001		07/30/97 1343
MS	971996-1	970723Z	1.29858		1.000	0.23951	105.9	%	80-120		07/30/97 1406
SD	971996-2		0.04481			0.21723	-3.1	D	-10.0-10.0		07/30/97 1421
CCV		970716T	4.94979		5.0		99.0	%	90-110		07/30/97 1459
CCB		970714T	0.00020						0.001		07/30/97 1504
MD	972029-1		-0.00951			-0.00431	0.00520	A	0.00100		07/30/97 1523
MD	972034-1		0.35966			0.34733	3.5	R	20		07/30/97 1552
CCV		970716T	4.95928		5.0		99.2	%	90-110		07/30/97 1631
CCB		970714T	-0.00024						0.001		07/30/97 1647
CCV		970716T	4.97067		5.0		99.4	%	90-110		07/30/97 1754
CCB		970714T	-0.00027						0.001		07/30/97 1807
MD	971944-2		0.05032			0.04950	1.6	R	20		07/30/97 1846
PDS	971944-2	970723Z	0.96745		1.000	0.04950	91.8	%	75-125		07/30/97 1850
CCV		970716T	4.87225		5.0		97.4	%	90-110		07/30/97 1905
CCB		970714T	-0.00030						0.001		07/30/97 1917
ISB		970708X	0.44699		0.5000		89.4	%	80-120		07/30/97 1952
ISB		970716WW	0.98045		1.000		98.0	%	80-120		07/30/97 2000
CCV		970716T	4.90635		5.0		98.1	%	90-110		07/30/97 2006
CCB		970714T	0.00000						0.001		07/30/97 2013

Test Method.....: SW-846 6010A Batch.....: 24180 Analyst...: gag
Method Description.: Metals Analysis (ICAP) Units.....: mg/L
Parameter.....: Cadmium (Cd)

QC	Lab ID	Reagent	QC Result	QC Result	True Value	Orig. Value	Calc. Result	*	Limits	F	Date/Time
ICV		970508T	1.94225		2.00		97.1	%	90-110		07/30/97 1111
[illegible]		970714T	-0.00010						0.0006		07/30/97 1151
		970708X	0.86412		1.000		86.4	%	80-120		07/30/97 1204

* %-% REC R-RPD A-ABS Diff. D-% Diff.

The analytical results, opinions or interpretations contained in this report are based upon information and material supplied by the client for whose exclusive and confidential use this report has been made. The analytical results, opinions or interpretations expressed represent the best judgment of Core Laboratories. Core Laboratories, however, makes no warranty or representation, express or implied, of any kind, and expressly disclaims same as to the productivity, proper operations or profitableness of any oil, gas, coal, or other mineral property, well or sand in connection with which such report is used or relied upon for any reason whatsoever. This report shall not be reproduced, in whole or in part, without the written approval of Core Laboratories.

CORELAB

CORE LABORATORIES

QUALITY CONTROL RESULTS

Job Number: 972029 Date: 08/19/97

CUSTOMER: Daniel B. Stephens & Associates PROJECT: ENVIRON-ROSWELL 6033 ATTN: Bob Marley

Test Method.....: SW-846 6010A Batch.....: 24180 Analyst...: gag
Method Description.: Metals Analysis (ICAP) Units.....: mg/L
Parameter.....: Cadmium (Cd)

QC	Lab ID	Reagent	QC Result	QC Result	True Value	Orig. Value	Calc. Result	*	Limits	F	Date/Time
ISB		970716WW	0.93969		1.000		94.0	%	80-120		07/30/97 1216
MB		0729	-0.00013						0.0006		07/30/97 1237
MB		0729	-0.00019						0.0006		07/30/97 1238
LCS		970709H	0.98055		1.00		98.1	%	80-120		07/30/97 1242
LCS		970709H	0.98232		1.00		98.2	%	80-120		07/30/97 1245
CCV		970716T	0.98097		1.0		98.1	%	90-110		07/30/97 1330
CCB		970714T	-0.00006						0.0006		07/30/97 1343
MS	971996-1	970723Z	0.95394		1.000	0.00115	95.3	%	80-120		07/30/97 1406
SD	971996-2		-0.00002			0.00066		D			07/30/97 1421
CCV		970716T	1.00978		1.0		101.0	%	90-110		07/30/97 1459
CCB		970714T	0.00003						0.0006		07/30/97 1504
MD	972029-1		0.00085			-0.00020	0.00105	A	0.00060	*	07/30/97 1523
MD	972034-1		0.00073			0.00106	0.00033	A	0.00060		07/30/97 1552
CCV		970716T	0.98523		1.0		98.5	%	90-110		07/30/97 1631
CCB		970714T	0.00001						0.0006		07/30/97 1647
CCV		970716T	0.99747		1.0		99.7	%	90-110		07/30/97 1754
CCB		970714T	-0.00015						0.0006		07/30/97 1807
	971944-2		-0.00023			-0.00039	0.00016	A	0.00060		07/30/97 1846
	971944-2	970723Z	0.91197		1.000	-0.00039	91.2	%	75-125		07/30/97 1850
CCV		970716T	0.97178		1.0		97.2	%	90-110		07/30/97 1905
CCB		970714T	-0.00009						0.0006		07/30/97 1917
ISB		970708X	0.87850		1.000		87.8	%	80-120		07/30/97 1952
ISB		970716WW	0.95936		1.000		95.9	%	80-120		07/30/97 2000
CCV		970716T	0.97679		1.0		97.7	%	90-110		07/30/97 2006
CCB		970714T	-0.00017						0.0006		07/30/97 2013

Test Method.....: SW-846 6010A Batch.....: 24180 Analyst...: gag
Method Description.: Metals Analysis (ICAP) Units.....: mg/L
Parameter.....: Calcium (Ca)

QC	Lab ID	Reagent	QC Result	QC Result	True Value	Orig. Value	Calc. Result	*	Limits	F	Date/Time
ICV		970410Z	98.84667		100.0		98.8	%	90-110		07/30/97 1139
ICB		970714T	0.00100						0.1		07/30/97 1151
ISA		970708W	485.13897		500.0		97.0	%	80-120		07/30/97 1200
ISB		970708X	467.28045		500.0		93.5	%	80-120		07/30/97 1204
ISB		970716WW	51.87264		50.000		103.7	%	80-120		07/30/97 1216
MB		0729	0.01571						0.1		07/30/97 1237
MB		0729	0.01571						0.1		07/30/97 1238
CCV		970701T	104.60743		100.00		104.6	%	90-110		07/30/97 1255
CCB		970714T	0.00388						0.1		07/30/97 1343
LCS		970602Y	107.77104		100.000000		107.8	%	80-120		07/30/97 1355
LCS		970602Y	107.02002		100.000000		107.0	%	80-120		07/30/97 1401
MS	971996-1	970723Z	246.03982		50.000	194.19291	103.7	%	80-120		07/30/97 1406
SD	971996-2		40.37578			187.86822	-7.5	D	-10.0-10.0		07/30/97 1421
CCV		970701T	102.16621		100.00		102.2	%	90-110		07/30/97 1450
CCB		970714T	0.00852						0.1		07/30/97 1504
MD	972029-1		183.56304			183.11732	0.2	R	20		07/30/97 1532
MD	972034-1		191.53302			191.63330	0.1	R	20		07/30/97 1552
CCV		970701T	99.97816		100.00		100.0	%	90-110		07/30/97 1626
		970714T	0.04546						0.1		07/30/97 1647
		970701T	103.69944		100.00		103.7	%	90-110		07/30/97 1753

* %-% REC R-RPD A-ABS Diff. D-% Diff.

The analytical results, opinions or interpretations contained in this report are based upon information and material supplied by the client for whose exclusive and confidential use this report has been made. The analytical results, opinions or interpretations expressed represent the best judgment of Core Laboratories. Core Laboratories, however, makes no warranty or representation, express or implied, of any type, and expressly disclaims same as to the productivity, proper operations or profitableness of any oil, gas, water or other mineral, property, well or sand in connection with which such report is used or relied upon for any reason whatsoever. This report shall not be reproduced, in whole or in part, without the written approval of Core Laboratories.

CORE LABORATORIES

QUALITY CONTROL RESULTS

Job Number: 972029 Date: 08/19/97

CUSTOMER: Daniel B. Stephens & Associates PROJECT: ENVIRON-ROSWELL 6033 ATTN: Bob Marley

Test Method.....: SW-846 6010A Batch.....: 24180 Analyst...: gag
Method Description.: Metals Analysis (ICAP) Units.....: mg/L
Parameter.....: Calcium (Ca)

QC	Lab ID	Reagent	QC Result	QC Result	True Value	Orig. Value	Calc. Result	*	Limits	F	Date/Time
CCB		970714T	0.00466						0.1		07/30/97 1807
MD	971944-2		28.97715			28.07747	3.2	R	20		07/30/97 1846
PDS	971944-2	970723Z	74.92692		50.000	28.07747	93.7	%	75-125		07/30/97 1850
CCV		970701T	100.19540		100.00		100.2	%	90-110		07/30/97 1900
CCB		970714T	0.00068						0.1		07/30/97 1917
ISA		970708W	512.05725		500.0		102.4	%	80-120		07/30/97 1949
ISB		970708X	483.74645		500.0		96.7	%	80-120		07/30/97 1952
ISB		970716WW	51.35684		50.000		102.7	%	80-120		07/30/97 2000
CCV		970701T	100.40808		100.00		100.4	%	90-110		07/30/97 2003
CCB		970714T	0.00336						0.1		07/30/97 2013

Test Method.....: SW-846 6010A Batch.....: 24180 Analyst...: gag
Method Description.: Metals Analysis (ICAP) Units.....: mg/L
Parameter.....: Chromium (Cr)

QC	Lab ID	Reagent	QC Result	QC Result	True Value	Orig. Value	Calc. Result	*	Limits	F	Date/Time
/		970508T	1.90300		2.00		95.2	%	90-110		07/30/97 1111
.B		970714T	-0.00007						0.005		07/30/97 1151
ISB		970708X	0.44457		0.5000		88.9	%	80-120		07/30/97 1204
ISA		970716W	46.31788		50.000000		92.6	%	80-120		07/30/97 1209
ISB		970716WW	43.24730		51.00		84.8	%	80-120		07/30/97 1216
MB		0729	0.00072						0.005		07/30/97 1237
MB		0729	0.00014						0.005		07/30/97 1238
LCS		970709H	0.97626		1.00		97.6	%	80-120		07/30/97 1242
LCS		970709H	0.97946		1.00		97.9	%	80-120		07/30/97 1245
CCV		970716T	2.42858		2.5		97.1	%	90-110		07/30/97 1330
CCB		970714T	-0.00022						0.005		07/30/97 1343
MS	971996-1	970723Z	0.96894		1.000	0.00014	96.9	%	80-120		07/30/97 1406
SD	971996-2		-0.00044			0.00123		D			07/30/97 1421
CCV		970716T	2.50044		2.5		100.0	%	90-110		07/30/97 1459
CCB		970714T	-0.00053						0.005		07/30/97 1504
MD	972029-1		0.00033			0.00151	0.00118	A	0.00500		07/30/97 1523
MD	972034-1		0.00691			0.00430	0.00261	A	0.00500		07/30/97 1552
CCV		970716T	2.45552		2.5		98.2	%	90-110		07/30/97 1631
CCB		970714T	-0.00049						0.005		07/30/97 1647
CCV		970716T	2.48284		2.5		99.3	%	90-110		07/30/97 1754
CCB		970714T	-0.00077						0.005		07/30/97 1807
MD	971944-2		-0.00038			-0.00026	0.00012	A	0.00500		07/30/97 1846
PDS	971944-2	970723Z	0.91403		1.000	-0.00026	91.4	%	75-125		07/30/97 1850
CCV		970716T	2.45841		2.5		98.3	%	90-110		07/30/97 1905
CCB		970714T	-0.00053						0.005		07/30/97 1917
ISB		970708X	0.45837		0.5000		91.7	%	80-120		07/30/97 1952
ISA		970716W	50.16228		50.000000		100.3	%	80-120		07/30/97 1954
ISB		970716WW	45.25156		51.00		88.7	%	80-120		07/30/97 2000
CCV		970716T	2.44384		2.5		97.8	%	90-110		07/30/97 2006
CCB		970714T	-0.00000						0.005		07/30/97 2013

* %-% REC R-RPD A-ABS Diff. D-% Diff.

The analytical results, opinions or interpretations contained in this report are based upon information and material supplied by the client for whose exclusive and confidential use this report has been made. The analytical results, opinions or interpretations expressed represent the best judgment of Core Laboratories. Core Laboratories, however, makes no warranty or representation, express or implied, of any type, and expressly disclaims same as to the productivity, proper operations or profitableness of any oil, gas, mineral or other mineral property, well or sand in connection with which such report is used or relied upon for any reason whatsoever. This report shall not be reproduced, in whole or in part, without the written approval of Core Laboratories.

CORE LABORATORIES

QUALITY CONTROL RESULTS

Job Number: 972029 Date: 08/19/97

CUSTOMER: Daniel B. Stephens & Associates PROJECT: ENVIRON-ROSWELL 6033 ATTN: Bob Marley

Test Method.....: SW-846 6010A Batch.....: 24180 Analyst...: gag
Method Description.: Metals Analysis (ICAP) Units.....: mg/L
Parameter.....: Copper (Cu)

QC	Lab ID	Reagent	QC Result	QC Result	True Value	Orig. Value	Calc. Result	*	Limits	F	Date/Time
ICV		970508T	1.90687		2.00		95.3	%	90-110		07/30/97 1111
ICB		970714T	-0.00064						0.005		07/30/97 1151
ISB		970708X	0.46957		0.5000		93.9	%	80-120		07/30/97 1204
ISA		970716W	46.98395		50.000000		94.0	%	80-120		07/30/97 1209
ISB		970716WW	43.92082		51.00		86.1	%	80-120		07/30/97 1216
MB		0729	0.00020						0.005		07/30/97 1237
MB		0729	-0.00037						0.005		07/30/97 1238
LCS		970709H	0.98018		1.000		98.0	%	80-120		07/30/97 1242
LCS		970709H	0.98743		1.000		98.7	%	80-120		07/30/97 1245
CCV		970716T	2.42708		2.5		97.1	%	90-110		07/30/97 1330
CCB		970714T	-0.00067						0.005		07/30/97 1343
MS	971996-1	970723Z	1.02999		1.000	0.00695	102.3	%	80-120		07/30/97 1406
SD	971996-2		0.00009			0.00388		D			07/30/97 1421
CCV		970716T	2.44772		2.5		97.9	%	90-110		07/30/97 1459
CCB		970714T	-0.00079						0.005		07/30/97 1504
MD	972029-1		0.00142			0.00081	0.00061	A	0.00500		07/30/97 1523
MD	972034-1		0.00542			0.00522	0.00020	A	0.00500		07/30/97 1552
CCV		970716T	2.53218		2.5		101.3	%	90-110		07/30/97 1631
[illegible]		970714T	-0.00093						0.005		07/30/97 1647
CCV		970716T	2.59057		2.5		103.6	%	90-110		07/30/97 1754
CCB		970714T	-0.00044						0.005		07/30/97 1807
MD	971944-2		0.00913			0.00642	0.00271	A	0.00500		07/30/97 1846
PDS	971944-2	970723Z	0.90089		1.000	0.00642	89.4	%	75-125		07/30/97 1850
CCV		970716T	2.59877		2.5		104.0	%	90-110		07/30/97 1905
CCB		970714T	-0.00057						0.005		07/30/97 1917
ISB		970708X	0.44495		0.5000		89.0	%	80-120		07/30/97 1952
ISA		970716W	51.95000		50.000000		103.9	%	80-120		07/30/97 1954
ISB		970716WW	44.91616		51.00		88.1	%	80-120		07/30/97 2000
CCV		970716T	2.57428		2.5		103.0	%	90-110		07/30/97 2006
CCB		970714T	-0.00077						0.005		07/30/97 2013

Test Method.....: SW-846 6010A Batch.....: 24180 Analyst...: gag
Method Description.: Metals Analysis (ICAP) Units.....: mg/L
Parameter.....: Iron (Fe)

QC	Lab ID	Reagent	QC Result	QC Result	True Value	Orig. Value	Calc. Result	*	Limits	F	Date/Time
ICV		970508T	2.04177		2.00		102.1	%	90-110		07/30/97 1111
ICB		970714T	0.00000						0.03		07/30/97 1151
ISA		970708W	81.62065		100		81.6	%	80-120		07/30/97 1200
ISB		970708X	83.29319		100		83.3	%	80-120		07/30/97 1204
ISB		970716WW	2.05277		2.0000		102.6	%	80-120		07/30/97 1216
MB		0729	0.01000						0.03		07/30/97 1237
MB		0729	0.01364						0.03		07/30/97 1238
LCS		970709H	1.12068		1.0000		112.1	%	80-120		07/30/97 1242
LCS		970709H	1.12061		1.0000		112.1	%	80-120		07/30/97 1245
CCV		970716T	4.98377		5.0		99.7	%	90-110		07/30/97 1330
CCB		970714T	-0.00357						0.03		07/30/97 1343
MS	971996-1	970723Z	6.98548		2.0000	5.04563	97.0	%	80-120		07/30/97 1406
SD	971996-2		0.05415			0.31697		D			07/30/97 1421
[illegible]		970716T	5.12268		5.0		102.5	%	90-110		07/30/97 1459
		970714T	0.00358						0.03		07/30/97 1504

* %-% REC R-RPD A-ABS Diff. D-% Diff.

The analytical results, opinions or interpretations contained in this report are based upon information and material supplied by the client for whose exclusive and confidential use this report has been made. The analytical results, opinions or interpretations expressed represent the best judgment of Core Laboratories. Core Laboratories, however, makes no warranty or representation, express or implied, as to the productivity, proper operations or profitableness of any oil, gas, coal or other mineral property, well or sand in connection with which such report is used or relied upon for any reason whatsoever. This report shall not be reproduced, in whole or in part, without the written approval of Core Laboratories.

CORE LABORATORIES

QUALITY CONTROL RESULTS

Job Number: 972029 Date: 08/19/97

CUSTOMER: Daniel B. Stephens & Associates PROJECT: ENVIRON-ROSWELL 6033 ATTN: Bob Marley

Test Method.....: SW-846 6010A Batch.....: 24180 Analyst...: gag
Method Description.: Metals Analysis (ICAP) Units.....: mg/L
Parameter.....: Iron (Fe)

QC	Lab ID	Reagent	QC Result	QC Result	True Value	Orig. Value	Calc. Result	*	Limits	F	Date/Time
MD	972029-1		0.41691			0.25987	46.4	R	20	*	07/30/97 1523
MD	972034-1		2.69484			2.24931	18.0	R	20		07/30/97 1552
CCV		970716T	5.03688		5.0		100.7	%	90-110		07/30/97 1631
CCB		970714T	-0.00705						0.03		07/30/97 1647
CCV		970716T	5.17310		5.0		103.5	%	90-110		07/30/97 1754
CCB		970714T	0.00137						0.03		07/30/97 1807
MD	971944-2		-0.00405			-0.00954	0.00549	A	0.03000		07/30/97 1846
PDS	971944-2	970723Z	1.86635		2.0000	-0.00954	93.8	%	75-125		07/30/97 1850
CCV		970716T	5.03422		5.0		100.7	%	90-110		07/30/97 1905
CCB		970714T	-0.01624						0.03		07/30/97 1917
ISA		970708W	84.28290		100		84.3	%	80-120		07/30/97 1949
ISB		970708X	80.16961		100		80.2	%	80-120		07/30/97 1952
ISB		970716WW	1.96455		2.0000		98.2	%	80-120		07/30/97 2000
CCV		970716T	5.04163		5.0		100.8	%	90-110		07/30/97 2006
CCB		970714T	-0.02231						0.03		07/30/97 2013

Test Method.....: SW-846 6010A Batch.....: 24180 Analyst...: gag
Method Description.: Metals Analysis (ICAP) Units.....: mg/L
Parameter.....: Magnesium (Mg)

QC	Lab ID	Reagent	QC Result	QC Result	True Value	Orig. Value	Calc. Result	*	Limits	F	Date/Time
ICV		970410Z	102.95268		100.0		103.0	%	90-110		07/30/97 1139
ICB		970714T	0.02110						0.1		07/30/97 1151
ISA		970708W	502.82464		500		100.6	%	80-120		07/30/97 1200
ISB		970708X	482.88085		500.0		96.6	%	80-120		07/30/97 1204
ISB		970716WW	50.33860		50.000		100.7	%	80-120		07/30/97 1216
MB		0729	0.04064						0.1		07/30/97 1237
MB		0729	0.03751						0.1		07/30/97 1238
CCV		970701T	102.11160		100.00		102.1	%	90-110		07/30/97 1255
CCB		970714T	0.03283						0.1		07/30/97 1343
LCS		970602Y	104.17363		100.000000		104.2	%	80-120		07/30/97 1355
LCS		970602Y	103.52563		100.000000		103.5	%	80-120		07/30/97 1401
MS	971996-1	970723Z	76.27488		50.000	24.67137	103.2	%	80-120		07/30/97 1406
SD	971996-2		5.17057			23.78930	-8.7	D	-10.0-10.0		07/30/97 1421
CCV		970701T	102.67987		100.00		102.7	%	90-110		07/30/97 1450
CCB		970714T	0.00468						0.1		07/30/97 1504
MD	972029-1		193.83619			158.81723	19.9	R	20		07/30/97 1523
MD	972034-1		33.78401			33.56058	0.7	R	20		07/30/97 1552
CCV		970701T	101.08946		100.00		101.1	%	90-110		07/30/97 1626
CCB		970714T	0.00521						0.1		07/30/97 1647
CCV		970701T	101.49785		100.00		101.5	%	90-110		07/30/97 1753
CCB		970714T	0.01156						0.1		07/30/97 1807
MD	971944-2		7.39895			7.05363	4.8	R	20		07/30/97 1846
PDS	971944-2	970723Z	55.66478		50.000	7.05363	97.2	%	75-125		07/30/97 1850
CCV		970701T	100.18848		100.00		100.2	%	90-110		07/30/97 1900
CCB		970714T	0.00053						0.1		07/30/97 1917
ISA		970708W	498.21386		500		99.6	%	80-120		07/30/97 1949
ISB		970708X	471.22857		500.0		94.2	%	80-120		07/30/97 1952
ISB		970716WW	51.89282		50.000		103.8	%	80-120		07/30/97 2000
		970701T	100.83770		100.00		100.8	%	90-110		07/30/97 2003
		970714T	0.01628						0.1		07/30/97 2013

* %-% REC R-RPD A-ABS Diff. D-% Diff.

The analytical results, opinions or interpretations contained in this report are based upon information and material supplied by the client for whose exclusive and confidential use this report has been made. The analytical results, opinions or interpretations expressed represent the best judgment of Core Laboratories. Core Laboratories, however, makes no warranty or representation, express or implied, of any type, and expressly disclaims same as to the productivity, proper operations or profitableness of any oil, gas, or other mineral, property, well or sand in connection with which such report is used or relied upon for any reason whatsoever. This report shall not be reproduced, in whole or in part, without the written approval of Core Laboratories.

CORE LABORATORIES

QUALITY CONTROL RESULTS

Job Number: 972029 Date: 08/19/97

CUSTOMER: Daniel B. Stephens & Associates PROJECT: ENVIRON-ROSWELL 6033 ATTN: Bob Marley

Test Method.....: SW-846 6010A Batch.....: 24180 Analyst...: gag
Method Description.: Metals Analysis (ICAP) Units.....: mg/L
Parameter.....: Manganese (Mn)

QC	Lab ID	Reagent	QC Result	QC Result	True Value	Orig. Value	Calc. Result	*	Limits	F	Date/Time
ICV		970508T	1.95602		2.00		97.8	%	90-110		07/30/97 1111
ICB		970714T	-0.00009						0.001		07/30/97 1151
ISB		970708X	0.43648		0.5000		87.3	%	80-120		07/30/97 1204
ISA		970716W	43.28414		50.000000		86.6	%	80-120		07/30/97 1209
ISB		970716WW	41.00197		51.00		80.4	%	80-120		07/30/97 1216
MB		0729	0.00066						0.001		07/30/97 1237
MB		0729	0.00023						0.001		07/30/97 1238
LCS		970709H	1.01168		1.00		101.2	%	80-120		07/30/97 1242
LCS		970709H	1.01488		1.00		101.5	%	80-120		07/30/97 1245
CCV		970716T	4.91128		5.0		98.2	%	90-110		07/30/97 1330
CCB		970714T	0.00004						0.001		07/30/97 1343
MS	971996-1	970723Z	1.76140		1.000	0.77012	99.1	%	80-120		07/30/97 1406
SD	971996-2		0.11637			0.54606	-6.6	D	-10.0-10.0		07/30/97 1421
CCV		970716T	5.01688		5.0		100.3	%	90-110		07/30/97 1459
CCB		970714T	0.00029						0.001		07/30/97 1504
MD	972029-1		0.00172			0.00282	0.00110	A	0.00100	*	07/30/97 1523
MD	972034-1		2.92780			2.92342	0.1	R	20		07/30/97 1552
[illegible]V		970716T	4.98035		5.0		99.6	%	90-110		07/30/97 1631
[illegible]		970714T	-0.00012						0.001		07/30/97 1647
[illegible]V		970716T	5.05587		5.0		101.1	%	90-110		07/30/97 1754
CCB		970714T	0.00008						0.001		07/30/97 1807
MD	971944-2		0.00785			0.00774	1.4	R	20		07/30/97 1846
PDS	971944-2	970723Z	0.93344		1.000	0.00774	92.6	%	75-125		07/30/97 1850
CCV		970716T	4.97834		5.0		99.6	%	90-110		07/30/97 1905
CCB		970714T	-0.00008						0.001		07/30/97 1917
ISB		970708X	0.43389		0.5000		86.8	%	80-120		07/30/97 1952
ISA		970716W	47.75750		50.000000		95.5	%	80-120		07/30/97 1954
ISB		970716WW	43.44507		51.00		85.2	%	80-120		07/30/97 2000
CCV		970716T	5.03306		5.0		100.7	%	90-110		07/30/97 2006
CCB		970714T	0.00003						0.001		07/30/97 2013

Test Method.....: SW-846 6010A Batch.....: 24180 Analyst...: gag
Method Description.: Metals Analysis (ICAP) Units.....: mg/L
Parameter.....: Potassium (K)

QC	Lab ID	Reagent	QC Result	QC Result	True Value	Orig. Value	Calc. Result	*	Limits	F	Date/Time
ICV		970410Z	50.82890		50.00		101.7	%	90-110		07/30/97 1139
ICB		970714T	0.02956						0.3		07/30/97 1151
ISB		970708X	10.60685		10.000		106.1	%	80-120		07/30/97 1204
ISB		970716WW	46.43621		50.000		92.9	%	80-120		07/30/97 1216
MB		0729	0.08381						0.3		07/30/97 1237
MB		0729	0.04129						0.3		07/30/97 1238
CCV		970701T	100.88735		100.00		100.9	%	90-110		07/30/97 1255
CCB		970714T	0.01060						0.3		07/30/97 1343
LCS		970602Y	57.40586		50.000000		114.8	%	80-120		07/30/97 1355
LCS		970602Y	58.83836		50.000000		117.7	%	80-120		07/30/97 1401
MS	971996-1	970723Z	65.59918		50.000	6.96253	117.3	%	80-120		07/30/97 1406
SD	971996-2		1.23001			6.46470	4.9	D	-10.0-10.0		07/30/97 1421
CCV		970701T	100.14282		100.00		100.1	%	90-110		07/30/97 1450
[illegible]		970714T	0.01102						0.3		07/30/97 1504
	972029-1		5.26609			4.34048	19.3	R	20		07/30/97 1523

* %-% REC R-RPD A-ABS Diff. D-% Diff.

The analytical results, opinions or interpretations contained in this report are based upon information and material supplied by the client for whose exclusive and confidential use this report has been made. The analytical results, opinions or interpretations expressed represent the best judgment of Core Laboratories. Core Laboratories, however, makes no warranty or representation, express or implied, of any kind, and expressly disclaims same as to the productivity, proper operations or profitableness of any oil, gas, mine or other mineral property, well or sand in connection with which such report is used or relied upon for any reason whatsoever. This report shall not be reproduced, in whole or in part, without the written approval of Core Laboratories.

CORE LABORATORIES

QUALITY CONTROL RESULTS

Job Number: 972029 Date: 08/19/97

CUSTOMER: Daniel B. Stephens & Associates PROJECT: ENVIRON-ROSWELL 6033 ATTN: Bob Marley

Test Method.....: SW-846 6010A Batch.....: 24180 Analyst...: gag
Method Description.: Metals Analysis (ICAP) Units.....: mg/L
Parameter.....: Potassium (K)

QC	Lab ID	Reagent	QC Result	QC Result	True Value	Orig. Value	Calc. Result	*	Limits	F	Date/Time
MD	972034-1		15.80881			15.33911	3.0	R	20		07/30/97 1552
CCV		970701T	98.53240		100.00		98.5	%	90-110		07/30/97 1626
CCB		970714T	0.01909						0.3		07/30/97 1647
CCV		970701T	100.23391		100.00		100.2	%	90-110		07/30/97 1753
CCB		970714T	0.00372						0.3		07/30/97 1807
MD	971944-2		2.37978			2.18013	8.8	R	20		07/30/97 1846
PDS	971944-2	970723Z	42.28390		50.000	2.18013	80.2	%	75-125		07/30/97 1850
CCV		970701T	100.33744		100.00		100.3	%	90-110		07/30/97 1900
CCB		970714T	-0.04573						0.3		07/30/97 1917
ISB		970708X	9.56506		10.000		95.7	%	80-120		07/30/97 1952
ISB		970716WW	50.13718		50.000		100.3	%	80-120		07/30/97 2000
CCV		970701T	100.01901		100.00		100.0	%	90-110		07/30/97 2003
CCB		970714T	-0.07750						0.3		07/30/97 2013

Test Method.....: SW-846 6010A Batch.....: 24180 Analyst...: gag
Method Description.: Metals Analysis (ICAP) Units.....: mg/L
Parameter.....: Silver (Ag)

QC	Lab ID	Reagent	QC Result	QC Result	True Value	Orig. Value	Calc. Result	*	Limits	F	Date/Time
ICV		970428T	0.98915		1.00		98.9	%	90-110		07/30/97 1118
ICB		970714T	0.00094						0.005		07/30/97 1151
ISB		970708X	0.95209		1.000		95.2	%	80-120		07/30/97 1204
ISB		970716WW	1.01374		1.000		101.4	%	80-120		07/30/97 1216
MB		0729	0.00054						0.005		07/30/97 1237
MB		0729	-0.00024						0.005		07/30/97 1238
LCS		970709H	1.00169		1.00		100.2	%	80-120		07/30/97 1242
LCS		970709H	1.01469		1.00		101.5	%	80-120		07/30/97 1245
CCV		970701T	2.42801		2.500		97.1	%	90-110		07/30/97 1255
CCB		970714T	0.00148						0.005		07/30/97 1343
MS	971996-1	970723Z	0.93858		1.000	0.00031	93.8	%	80-120		07/30/97 1406
SD	971996-2		-0.00087			0.00163		D			07/30/97 1421
CCV		970701T	2.40847		2.500		96.3	%	90-110		07/30/97 1450
CCB		970714T	-0.00037						0.005		07/30/97 1504
MD	972029-1		0.00297			0.00436	0.00139	A	0.00500		07/30/97 1523
MD	972034-1		0.00061			0.00082	0.00021	A	0.00500		07/30/97 1552
CCV		970701T	2.42756		2.500		97.1	%	90-110		07/30/97 1626
CCB		970714T	-0.00092						0.005		07/30/97 1647
CCV		970701T	2.38000		2.500		95.2	%	90-110		07/30/97 1753
CCB		970714T	0.00058						0.005		07/30/97 1807
MD	971944-2		-0.00136			-0.00142	0.00006	A	0.00500		07/30/97 1846
PDS	971944-2	970723Z	0.92591		1.000	-0.00142	92.7	%	75-125		07/30/97 1850
CCV		970701T	2.43255		2.500		97.3	%	90-110		07/30/97 1900
CCB		970714T	-0.00224						0.005		07/30/97 1917
ISB		970708X	0.91614		1.000		91.6	%	80-120		07/30/97 1952
ISB		970716WW	1.01876		1.000		101.9	%	80-120		07/30/97 2000
CCV		970701T	2.43807		2.500		97.5	%	90-110		07/30/97 2003
CCB		970714T	-0.00194						0.005		07/30/97 2013

* %-% REC R-RPD A-ABS Diff. D-% Diff.

The analytical results, opinions or interpretations contained in this report are based upon information and material supplied by the client for whose exclusive and confidential use this report has been made. The analytical results, opinions or interpretations expressed represent the best judgment of Core Laboratories. Core Laboratories, however, makes no warranty or representation, express or implied, of any type, and expressly disclaims same as to the productivity, proper operations or profitableness of any oil, gas, mine or other minerals, property, well or sand in connection with which such report is used or relied upon for any reason whatsoever. This report shall not be reproduced, in whole or in part, without the written approval of Core Laboratories.

CORE LABORATORIES

QUALITY CONTROL RESULTS

Job Number: 972029 Date: 08/19/97

CUSTOMER: Daniel B. Stephens & Associates PROJECT: ENVIRON-ROSWELL 6033 ATTN: Bob Marley

Test Method.....: SW-846 6010A Batch.....: 24180 Analyst...: gag
Method Description.: Metals Analysis (ICAP) Units.....: mg/L
Parameter.....: Sodium (Na)

QC	Lab ID	Reagent	QC Result	QC Result	True Value	Orig. Value	Calc. Result	*	Limits	F	Date/Time
ICV		970410Z	95.63832		100.0		95.6	%	90-110		07/30/97 1139
ICB		970714T	0.04805						0.1		07/30/97 1151
ISB		970716WW	45.99758		50.000		92.0	%	80-120		07/30/97 1216
MB		0729	-0.02343						0.1		07/30/97 1237
MB		0729	0.01848						0.1		07/30/97 1238
CCV		970701T	49.15314		50.000		98.3	%	90-110		07/30/97 1255
CCB		970714T	0.00129						0.1		07/30/97 1343
LCS		970602Y	95.67843		100.000000		95.7	%	80-120		07/30/97 1355
LCS		970602Y	96.25263		100.000000		96.3	%	80-120		07/30/97 1401
SD	971996-2		8.85967			47.30104	6.3	D	-10.0-10.0		07/30/97 1421
CCV		970701T	50.53736		50.000		101.1	%	90-110		07/30/97 1450
CCB		970714T	0.00772						0.1		07/30/97 1504
MD	972029-1		54.73688			53.95102	1.4	R	20		07/30/97 1532
CCV		970701T	48.17773		50.000		96.4	%	90-110		07/30/97 1626
CCB		970714T	-0.00070						0.1		07/30/97 1647
CCV		970701T	48.38467		50.000		96.8	%	90-110		07/30/97 1753
CCB		970714T	0.02657						0.1		07/30/97 1807
[illegible]	971944-2		17.73038			16.21915	8.9	R	20		07/30/97 1846
[illegible]	971944-2	970723Z	57.04875		50.000	16.21915	81.7	%	75-125		07/30/97 1850
CCV		970701T	49.96794		50.000		99.9	%	90-110		07/30/97 1900
CCB		970714T	0.00548						0.1		07/30/97 1917
ISB		970716WW	49.72573		50.000		99.5	%	80-120		07/30/97 2000
CCV		970701T	47.96907		50.000		95.9	%	90-110		07/30/97 2003
CCB		970714T	-0.00602						0.1		07/30/97 2013

Test Method.....: SW-846 6010A Batch.....: 24180 Analyst...: gag
Method Description.: Metals Analysis (ICAP) Units.....: mg/L
Parameter.....: Zinc (Zn)

QC	Lab ID	Reagent	QC Result	QC Result	True Value	Orig. Value	Calc. Result	*	Limits	F	Date/Time
ICV		970508T	1.92678		2.00		96.3	%	90-110		07/30/97 1111
ICB		970714T	0.00068						0.005		07/30/97 1151
ISB		970708X	0.93388		1.000		93.4	%	80-120		07/30/97 1204
ISB		970716WW	0.88374		1.000		88.4	%	80-120		07/30/97 1216
MB		0729	0.00106						0.005		07/30/97 1237
MB		0729	-0.00015						0.005		07/30/97 1238
LCS		970709H	0.96094		1.00		96.1	%	80-120		07/30/97 1242
LCS		970709H	0.96298		1.00		96.3	%	80-120		07/30/97 1245
CCV		970716T	2.44931		2.5		98.0	%	90-110		07/30/97 1330
CCB		970714T	-0.00407						0.005		07/30/97 1343
MS	971996-1	970723Z	1.00306		1.000	0.01347	99.0	%	80-120		07/30/97 1406
SD	971996-2		-0.00150			0.00750		D			07/30/97 1421
CCV		970716T	2.47730		2.5		99.1	%	90-110		07/30/97 1459
CCB		970714T	-0.00447						0.005		07/30/97 1504
MD	972029-1		0.00340			0.00276	0.00064	A	0.00500		07/30/97 1523
MD	972034-1		0.03177			0.03673	14.5	R	20		07/30/97 1552
CCV		970716T	2.45594		2.5		98.2	%	90-110		07/30/97 1631
CCB		970714T	-0.00420						0.005		07/30/97 1647
CCV		970716T	2.45054		2.5		98.0	%	90-110		07/30/97 1754
[illegible]		970714T	0.00008						0.005		07/30/97 1807
	971944-2		0.00299			0.00308	0.00009	A	0.00500		07/30/97 1846

* %-% REC R-RPD A-ABS Diff. D-% Diff.

The analytical results, opinions or interpretations contained in this report are based upon information and material supplied by the client for whose exclusive and confidential use this report has been made. The analytical results, opinions or interpretations expressed represent the best judgment of Core Laboratories. Core Laboratories, however, makes no warranty or representation, express or implied, of any type, and expressly disclaims same as to the productivity, proper operations or profitableness of any oil, gas, coal or other mineral property, well or sand in connection with which such report is used or relied upon for any reason whatsoever. This report shall not be reproduced, in whole or in part, without the written approval of Core Laboratories.

CORE LABORATORIES

QUALITY CONTROL RESULTS

Job Number: 972029 Date: 08/19/97

CUSTOMER: Daniel B. Stephens & Associates PROJECT: ENVIRON-ROSWELL 6033 ATTN: Bob Marley

Test Method.....: SW-846 6010A Batch.....: 24180 Analyst...: gag
Method Description.: Metals Analysis (ICAP) Units.....: mg/L
Parameter.....: Zinc (Zn)

QC	Lab ID	Reagent	QC Result	QC Result	True Value	Orig. Value	Calc. Result	*	Limits	F	Date/Time
PDS	971944-2	970723Z	0.96960		1.000	0.00308	96.7	%	75-125		07/30/97 1850
CCV		970716T	2.48550		2.5		99.4	%	90-110		07/30/97 1905
CCB		970714T	-0.00006						0.005		07/30/97 1917
ISB		970708X	0.95927		1.000		95.9	%	80-120		07/30/97 1952
ISB		970716WW	1.00953		1.000		101.0	%	80-120		07/30/97 2000
CCV		970716T	2.49703		2.5		99.9	%	90-110		07/30/97 2006
CCB		970714T	0.00008						0.005		07/30/97 2013

Test Method.....: SW-846 7470 Batch.....: 24458 Analyst...: veb
Method Description.: Mercury (CVAA) Units.....: mg/L
Parameter.....: Mercury (Hg)

QC	Lab ID	Reagent	QC Result	QC Result	True Value	Orig. Value	Calc. Result	*	Limits	F	Date/Time
ICV		970701H	0.004143		0.004000		103.6	%	90-110		08/07/97 1338
ICB		08077	-0.000026						0.0002		08/07/97 1340
[illegible]		0806	-0.000041						0.0002		08/07/97 1343
		970529M	0.004885		0.005000		97.7	%	75-125		08/07/97 1345
[illegible]		0806	-0.000031						0.0002		08/07/97 1355
SB		970529M	0.005216		0.005000		104.3	%	75-125		08/07/97 1357
MD	972029-1		-0.000026			-0.000027	0.000001	A	0.0002000		08/07/97 1402
CCV		960930N	0.005104		0.005000		102.1	%	90-110		08/07/97 1544
CCB		08077	-0.000017						0.0002		08/07/97 1546
MS	972029-2	970529M	0.004885		0.005000	-0.000016	98.1	%	80-120		08/07/97 1551
CCV		960930N	0.005055		0.005000		101.1	%	90-110		08/07/97 1609
CCB		08077	-0.000020						0.0002		08/07/97 1612
EB		0805	-0.000023						0.0002		08/07/97 1633
CCV		960930N	0.005111		0.005000		102.2	%	90-110		08/07/97 1635
CCB		08077	-0.000021						0.0002		08/07/97 1637
ED	972089-1		0.000025					R			08/07/97 1639
CCV		960930N	0.005094		0.005000		101.9	%	90-110		08/07/97 1700
CCB		08077	-0.000022						0.0002		08/07/97 1702

* %-% REC R-RPD A-ABS Diff. D-% Diff.

The analytical results, opinions or interpretations contained in this report are based upon information and material supplied by the client for whose exclusive and confidential use this report has been made. The analytical results, opinions or interpretations expressed represent the best judgment of Core Laboratories. Core Laboratories, however, makes no warranty or representation, express or implied, of any type, and expressly disclaims same as to the productivity, proper operations or profitability of any oil, gas, or other mineral property, well or sand in connection with which such report is used or relied upon for any reason whatsoever. This report shall not be reproduced, in whole or in part, without the written approval of Core Laboratories.

CORE LABORATORIES

QUALITY CONTROL RESULTS

Job Number: 972029 Date: 08/19/97

CUSTOMER: Daniel B. Stephens & Associates PROJECT: ENVIRON-ROSWELL 6033 ATTN: Bob Marley

QC Type	Description	Reag. Code	Lab ID	Dilution Factor	Date	Time

Test Method.....: SW-846 8240 Batch.....: 24273 Analyst ...: mla
Method Description.: Volatile Organics Units.....: ug/L

RS	Reference Standard	V970801C			08/01/97	0947

Parameter/Test Description	QC Result	QC Result	True Value	Orig. Value	Calc. Result	*	Limits	F
Benzene	47.37		50.3		94.2	%	70-130	
Bromodichloromethane	49.47		50.3		98.3	%	70-130	
Bromoform	49.97		50.2		99.5	%	70-130	
Carbon tetrachloride	51.42		50.1		102.6	%	70-130	
Chlorobenzene	50.30		50.2		100.2	%	70-130	
Chloroform	50.06		50.2		99.7	%	70-130	
Dibromochloromethane	49.23		50.2		98.1	%	70-130	
1,2-Dichloroethane	49.11		50.1		98.0	%	70-130	
1,1-Dichloroethene	57.62		50.2		114.8	%	70-130	
trans-1,2-Dichloroethene	55.04		50.2		109.6	%	70-130	
1,2-Dichloropropane	47.11		50.2		93.8	%	70-130	
Ethylbenzene	50.91		50.2		101.4	%	70-130	
Methylene chloride	49.43		50.2		98.5	%	70-130	
2,2-Tetrachloroethane	50.77		50.3		100.9	%	70-130	
Tetrachloroethene	45.59		50.2		90.8	%	70-130	
Toluene	48.61		50.2		96.8	%	70-130	
1,1,1-Trichloroethane	49.67		50.2		98.9	%	70-130	
1,1,2-Trichloroethane	49.53		50.2		98.7	%	70-130	
Trichloroethene	46.17		50.2		92.0	%	70-130	

MB	Method Blank	AH104			08/01/97	1018

Parameter/Test Description	QC Result	QC Result	True Value	Orig. Value	Calc. Result	*	Limits	F
Acetone	1.32						100	
Benzene	ND						1	
Bromodichloromethane	ND						5	
Bromoform	ND						5	
Bromomethane	ND						10	
Methyl ethyl ketone (2-Butanone)	ND						100	
Carbon disulfide	ND						5	
Carbon tetrachloride	ND						5	
Chlorobenzene	ND						5	
Chloroethane	ND						10	
2-Chloroethylvinyl ether	ND						10	
Chloroform	ND						5	
Chloromethane	ND						10	
Dibromochloromethane	ND						5	
1,1-Dichloroethane	ND						5	
1,2-Dichloroethane	ND						5	
1,1-Dichloroethene	ND						5	
trans-1,2-Dichloroethene	ND						5	
1,2-Dichloropropane	ND						5	
cis-1,3-Dichloropropene	ND						5	
trans-1,3-Dichloropropene	ND						5	
Ethylbenzene	ND						5	
Xylenes	ND						50	

* %-% REC R-RPD A-ABS Diff. D-% Diff.

The analytical results, opinions or interpretations contained in this report are based upon information and material supplied by the client for whose exclusive and confidential use this report has been made. The analytical results, opinions or interpretations expressed represent the best judgment of Core Laboratories. Core Laboratories, however, makes no warranty or representation, express or implied, of any kind and expressly disclaims same as to the productivity, proper operations or profitableness of any oil, gas, or other mineral, property, well or sand in connection with which such report is used or relied upon for any reason whatsoever. This report shall not be reproduced, in whole or in part, without the written approval of Core Laboratories.

CORE LABORATORIES

QUALITY CONTROL RESULTS

Job Number: 972029 Date: 08/19/97

CUSTOMER: Daniel B. Stephens & Associates PROJECT: ENVIRON-ROSWELL 6033 ATTN: Bob Marley

QC Type	Description	Reag. Code	Lab ID	Dilution Factor	Date	Time
MB	Method Blank	AH104			08/01/97	1018

Parameter/Test Description	QC Result	QC Result	True Value	Orig. Value	Calc. Result	*	Limits	F
Methylene chloride	ND						5	
4-Methyl-2-pentanone (MIBK)	ND						50	
Styrene	ND						5	
1,1,2,2-Tetrachloroethane	ND						5	
Tetrachloroethene	ND						5	
Toluene	ND						5	
1,1,1-Trichloroethane	ND						5	
1,1,2-Trichloroethane	ND						5	
Trichloroethene	ND						5	
Vinyl acetate	ND						50	
Vinyl chloride	ND						10	
Xylenes (total)	ND						5	

SB	Spiked Blank	V970801D			08/01/97	1834

Parameter/Test Description	QC Result	QC Result	True Value	Orig. Value	Calc. Result	*	Limits	F
ene	50.75		51.460		98.6	%	76-127	
Chlorobenzene	50.97		50.055		101.8	%	75-130	
1,1-Dichloroethene	51.97		54.980		94.5	%	61-145	
Toluene	51.45		50.615		101.6	%	76-125	
Trichloroethene	48.92		51.105		95.7	%	71-120	

SBD	Spiked Blank Duplicate	V970801D			08/01/97	1906

Parameter/Test Description	QC Result	QC Result	True Value	Orig. Value	Calc. Result	*	Limits	F
Benzene	49.56	50.75	51.460		96.3	%	76-127	
					2.4	R	11	
Chlorobenzene	48.94	50.97	50.055		97.8	%	75-130	
					4.1	R	13	
1,1-Dichloroethene	51.39	51.97	54.980		93.5	%	61-145	
					1.1	R	14	
Toluene	49.47	51.45	50.615		97.7	%	76-125	
					3.9	R	13	
Trichloroethene	47.04	48.92	51.105		92.0	%	71-120	
					3.9	R	14	

Test Method.....: SW-846 8270 Batch.....: 24410 Analyst ...: dmj
Method Description.: Semivolatile Organics Units.....: ug/L

MB	Method Blank	MB3234			08/06/97	1824

Parameter/Test Description	QC Result	QC Result	True Value	Orig. Value	Calc. Result	*	Limits	F
Acenaphthene	ND						10	
aphthylene	ND						10	
racene	ND						10	

* %-% REC R-RPD A-ABS Diff. D-% Diff.

The analytical results, opinions or interpretations contained in this report are based upon information and material supplied by the client for whose exclusive and confidential use this report has been made. The analytical results, opinions or interpretations expressed represent the best judgment of Core Laboratories. Core Laboratories, however, makes no warranty or representation, express or implied, of any kind, and expressly disclaims same as to the productivity, proper operations or profitableness of any oil, gas, coal or other mineral property, well or sand in connection with which such report is used or relied upon for any reason whatsoever. This report may not be reproduced, in whole or in part, without the written approval of Core Laboratories.

CORE LABORATORIES

QUALITY CONTROL RESULTS

Job Number: 972029 Date: 08/19/97

CUSTOMER: Daniel B. Stephens & Associates PROJECT: ENVIRON-ROSWELL 6033 ATTN: Bob Marley

QC Type	Description	Reag. Code	Lab ID	Dilution Factor	Date	Time
MB	Method Blank	MB3234			08/06/97	1824

Parameter/Test Description	QC Result	QC Result	True Value	Orig. Value	Calc. Result	*	Limits	F
Benzidine	ND						50	
Benzo(a)anthracene	ND						10	
Benzo(b)fluoranthene	ND						10	
Benzo(k)fluoranthene	ND						10	
Benzo(ghi)perylene	ND						10	
Benzo(a)pyrene	ND						10	
Benzyl alcohol	ND						20	
Butyl benzyl phthalate	ND						10	
Bis(2-chloroethoxy)methane	ND						10	
Bis(2-chloroethyl)ether	ND						10	
Bis(2-chloroisopropyl)ether	ND						10	
Bis(2-ethylhexyl)phthalate	4.25						10	
4-Bromophenyl phenyl ether	ND						10	
4-Chloroaniline	ND						10	
2-Chloronaphthalene	ND						10	
4-Chlorophenyl phenyl ether	ND						10	
Chrysene	ND						10	
nzo(a,h)anthracene	ND						10	
nzofuran	ND						10	
,2-Dichlorobenzene	ND						10	
1,3-Dichlorobenzene	ND						10	
1,4-Dichlorobenzene	ND						10	
3,3-Dichlorobenzidine	ND						20	
Diethyl phthalate	ND						10	
Dimethyl phthalate	ND						10	
Di-n-butyl phthalate	ND						10	
Di-n-octyl phthalate	ND						10	
2,4-Dinitrotoluene	ND						10	
2,6-Dinitrotoluene	ND						10	
Fluoranthene	ND						10	
Fluorene	ND						10	
Hexachlorobenzene	ND						10	
Hexachlorobutadiene	ND						10	
Hexachlorocyclopentadiene	ND						10	
Hexachloroethane	ND						10	
Indeno(1,2,3-cd)pyrene	ND						10	
Isophorone	ND						10	
2-Methylnaphthalene	ND						10	
Naphthalene	ND						10	
o-Nitroaniline	ND						50	
m-Nitroaniline	ND						50	
p-Nitroaniline	ND						50	
Nitrobenzene	ND						10	
n-Nitrosodi-n-propylamine	ND						10	
n-Nitrosodiphenylamine	ND						10	
Phenanthrene	ND						10	
Pyrene	ND						10	
1,2,4-Trichlorobenzene	ND						10	
Benzoic acid	ND						50	
4-Chloro-3-methylphenol	ND						10	
2-Chlorophenol	ND						10	
ichlorophenol	ND						10	
imethylphenol	ND						10	

* %-% REC R-RPD A-ABS Diff. D-% Diff.

The analytical results, opinions or interpretations contained in this report are based upon information and material supplied by the client for whose exclusive and confidential use this report has been made. The analytical results, opinions or interpretations expressed represent the best judgment of Core Laboratories. Core Laboratories, however, makes no warranty or representation, express or implied, of any kind, and expressly disclaims same as to the productivity, proper operations, or profitableness of any oil, gas, coal, or other mineral, property, well or sand, in connection with which such report is used or relied upon for any reason whatsoever. This report may not be reproduced, in whole or in part, without the written approval of Core Laboratories.

CORE LABORATORIES

QUALITY CONTROL RESULTS

Job Number: 972029 Date: 08/19/97

CUSTOMER: Daniel B. Stephens & Associates PROJECT: ENVIRON-ROSWELL 6033 ATTN: Bob Marley

QC Type	Description	Reag. Code	Lab ID	Dilution Factor	Date Time
MB	Method Blank	MB3234			08/06/97 1824

Parameter/Test Description	QC Result	QC Result	True Value	Orig. Value	Calc. Result	*	Limits	F
2,4-Dinitrophenol	ND						50	
2-Methyl-4,6-dinitrophenol	ND						50	
2-Methylphenol (o-cresol)	ND						10	
4-Methylphenol (p-cresol)	ND						10	
2-Nitrophenol	ND						10	
4-Nitrophenol	ND						50	
Pentachlorophenol	ND						50	
Phenol	ND						10	
2,4,5-Trichlorophenol	ND						10	
2,4,6-Trichlorophenol	ND						10	

LCS	Laboratory Control Sample	B970613A			08/06/97 1921

Parameter/Test Description	QC Result	QC Result	True Value	Orig. Value	Calc. Result	*	Limits	F
Acenaphthene	84.74		100.0	ND	84.7	%	46-118	
-Dichlorobenzene	67.58		100.3	ND	67.4	%	36-97	
·Dinitrotoluene	86.78		100.1	ND	86.7	%	24-96	
n-Nitrosodi-n-propylamine	75.43		100.0	ND	75.4	%	41-116	
Pyrene	96.13		100.1	ND	96.0	%	26-127	
1,2,4-Trichlorobenzene	79.04		100.0	ND	79.0	%	39-98	
4-Chloro-3-methylphenol	79.46		99.84	ND	79.6	%	23-97	
2-Chlorophenol	64.64		99.78	ND	64.8	%	27-123	
4-Nitrophenol	89.09		99.75	ND	89.3	%	10-80	
Pentachlorophenol	74.56		99.74	ND	74.8	%	9-103	
Phenol	63.16		99.72	ND	63.3	%	12-110	

LCD	Laboratory Control Sample Duplicate	B970613A			08/06/97 2018

Parameter/Test Description	QC Result	QC Result	True Value	Orig. Value	Calc. Result	*	Limits	F
Acenaphthene	83.46	84.74	100.0	ND	83.5	%	46-118	
					1.5	R	31	
1,4-Dichlorobenzene	63.36	67.58	100.3	ND	63.2	%	36-97	
					6.4	R	28	
2,4-Dinitrotoluene	86.11	86.78	100.1	ND	86.0	%	24-96	
					0.8	R	38	
n-Nitrosodi-n-propylamine	77.10	75.43	100.0	ND	77.1	%	41-116	
					2.2	R	38	
Pyrene	96.71	96.13	100.1	ND	96.6	%	26-127	
					0.6	R	31	
1,2,4-Trichlorobenzene	75.72	79.04	100.0	ND	75.7	%	39-98	
					4.3	R	28	
4-Chloro-3-methylphenol	81.17	79.46	99.84	ND	81.3	%	23-97	
					2.1	R	42	
2-Chlorophenol	67.19	64.64	99.78	ND	67.3	%	27-123	
					3.9	R	40	
4-Nitrophenol	93.13	89.09	99.75	ND	93.4	%	10-80	
					4.4	R	50	
achlorophenol	76.97	74.56	99.74	ND	77.2	%	9-103	
					3.2	R	50	

* %-% REC R-RPD A-ABS Diff. D-% Diff.

The analytical results, opinions or interpretations contained in this report are based upon information and material supplied by the client for whose exclusive and confidential use this report has been made. The analytical results, opinions or interpretations expressed represent the best judgment of Core Laboratories. Core Laboratories, however, makes no warranty or representation, express or implied, of any kind, and expressly disclaims same as to the productivity, proper operations or profitableness of any oil, gas, coal or other mineral property, well or sand in connection with which such report is used or relied upon for any reason whatsoever. This report shall not be reproduced, in whole or in part, without the written approval of Core Laboratories.

CORE LABORATORIES

QUALITY CONTROL RESULTS

Job Number: 972029 Date: 08/19/97

CUSTOMER: Daniel B. Stephens & Associates PROJECT: ENVIRON-ROSWELL 6033 ATTN: Bob Marley

QC Type	Description	Reag. Code	Lab ID	Dilution Factor	Date Time
LCD	Laboratory Control Sample Duplicate	B970613A			08/06/97 2018

Parameter/Test Description	QC Result	QC Result	True Value	Orig. Value	Calc. Result	*	Limits	F
Phenol	66.41	63.16	99.72	ND	66.6	%	12-110	
					5.0	R	42	

Test Method.....: SW-846 8080 Batch.....: 24686 Analyst ...: smc
Method Description.: PCB Analysis Units.....: ug/L

QC Type	Description	Reag. Code	Lab ID	Dilution Factor	Date Time
MB	Method Blank	3323			08/14/97 1612

Parameter/Test Description	QC Result	QC Result	True Value	Orig. Value	Calc. Result	*	Limits	F
Aroclor 1016	ND						0.5	
Aroclor 1221	ND						0.5	
Aroclor 1232	ND						0.5	
Aroclor 1242	ND						0.5	
Aroclor 1248	ND						0.5	
Aroclor 1254	ND						0.5	
Aroclor 1260	ND						0.5	
Aroclor 1262	ND						0.5	
Aroclor 1268	ND						0.5	

* %-% REC R-RPD A-ABS Diff. D-% Diff.

The analytical results, opinions or interpretations contained in this report are based upon information and material supplied by the client for whose exclusive and confidential use this report has been made. The analytical results, opinions or interpretations expressed represent the best judgment of Core Laboratories. Core Laboratories, however, makes no warranty or representation, express or implied, of any type, and expressly disclaims same as to the productivity, proper operations or profitableness of any oil, gas, coal or other mineral, property, well or sand in connection with which such report is used or relied upon for any reason whatsoever. This report shall not be reproduced, in whole or in part, without the written approval of Core Laboratories.

CORE LABORATORIES

SURROGATE RECOVERIES REPORT

Job Number.: 972029 Report Date: 08/19/97

CUSTOMER: Daniel B. Stephens & Associates PROJECT: ENVIRON-ROSWELL 6033 ATTN: Bob Marley

Method.....: SW-846 8240 Batch.....: 24273
Method Code.....: 8240 Analyst.....: mla

Surrogate	Units
4-Bromofluorobenzene	ug/L

Lab ID	Matrix	QC Type	Dilution	Result	True Value	Percent Recovery	Limits	Flag	Date	Time
		RS		48.15	50.172	96.0	86-115		08/01/97	0947
		MB		48.35	50.172	96.4	86-115		08/01/97	1018
972029-1				48.56	50.172	96.8	86-115		08/01/97	1345
972029-2				47.40	50.172	94.5	86-115		08/01/97	1417
972034-3				47.41	50.172	94.5	86-115		08/01/97	1657
972034-1				46.01	50.172	91.7	86-115		08/01/97	1730
972034-2				47.23	50.172	94.1	86-115		08/01/97	1802
		SB		48.83	50.172	97.3	86-115		08/01/97	1834
		SBD		48.48	50.172	96.6	86-115		08/01/97	1906

Surrogate	Units
ibromofluoromethane	ug/L

Lab ID	Matrix	QC Type	Dilution	Result	True Value	Percent Recovery	Limits	Flag	Date	Time
		RS		53.12	50.190	105.8	86-118		08/01/97	0947
		MB		53.77	50.190	107.1	86-118		08/01/97	1018
972029-1				48.87	50.190	97.4	86-118		08/01/97	1345
972029-2				48.93	50.190	97.5	86-118		08/01/97	1417
972034-3				51.15	50.190	101.9	86-118		08/01/97	1657
972034-1				51.07	50.190	101.8	86-118		08/01/97	1730
972034-2				51.10	50.190	101.8	86-118		08/01/97	1802
		SB		51.16	50.190	101.9	86-118		08/01/97	1834
		SBD		51.72	50.190	103.0	86-118		08/01/97	1906

Surrogate	Units
Toluene-d8	ug/L

Lab ID	Matrix	QC Type	Dilution	Result	True Value	Percent Recovery	Limits	Flag	Date	Time
		RS		48.77	50.175	97.2	88-110		08/01/97	0947
		MB		49.60	50.175	98.9	88-110		08/01/97	1018
972029-1				49.41	50.175	98.5	88-110		08/01/97	1345
972029-2				49.43	50.175	98.5	88-110		08/01/97	1417
972034-3				48.80	50.175	97.3	88-110		08/01/97	1657
972034-1				48.57	50.175	96.8	88-110		08/01/97	1730
972034-2				50.08	50.175	99.8	88-110		08/01/97	1802
		SB		50.18	50.175	100.0	88-110		08/01/97	1834
		SBD		50.42	50.175	100.5	88-110		08/01/97	1906

The analytical results, opinions or interpretations contained in this report are based upon information and material supplied by the client for whose exclusive and confidential use this report has been made. The analytical results, opinions or interpretations expressed represent the best judgment of Core Laboratories. Core Laboratories, however, makes no warranty or representation, express or implied, of any type, and expressly disclaims same as to the productivity, proper operations or profitableness of any oil, gas, coal or other mineral, property, well or sand, in connection with which such report is used or relied upon for any reason whatsoever. This report shall not be reproduced, in whole or in part, without the written approval of Core Laboratories.

CORE LABORATORIES

SURROGATE RECOVERIES REPORT

Job Number.: 972029 Report Date: 08/19/97

CUSTOMER: Daniel B. Stephens & Associates PROJECT: ENVIRON-ROSWELL 6033 ATTN: Bob Marley

Method.....: SW-846 8270 Batch.....: 24410
Method Code.....: 8270 Analyst.....: dmj

Surrogate	Units
2,4,6-Tribromophenol	ug/L

Lab ID	Matrix	QC Type	Dilution	Result	True Value	Percent Recovery	Limits	Flag	Date	Time
		MB	1.00	64.50	100.51	64	10-123		08/06/97	1824
		LCS	1.00	68.37	100.51	68	10-123		08/06/97	1921
		LCD	1.00	67.16	100.51	67	10-123		08/06/97	2018
972029-1			1.00	64.81	100.51	64	10-123		08/13/97	1745
972029-2			1.00	68.82	100.51	68	10-123		08/13/97	1843

Surrogate	Units
2-Fluorobiphenyl	ug/L

Lab ID	Matrix	QC Type	Dilution	Result	True Value	Percent Recovery	Limits	Flag	Date	Time
		MB	1.00	35.34	50.00	71	43-116		08/06/97	1824
		LCS	1.00	40.45	50.00	81	43-116		08/06/97	1921
		LCD	1.00	40.86	50.00	82	43-116		08/06/97	2018
972029-1			1.00	35.12	50.00	70	43-116		08/13/97	1745
972029-2			1.00	40.69	50.00	81	43-116		08/13/97	1843

Surrogate	Units
2-Fluorophenol	ug/L

Lab ID	Matrix	QC Type	Dilution	Result	True Value	Percent Recovery	Limits	Flag	Date	Time
		MB	1.00	53.92	99.98	54	21-100		08/06/97	1824
		LCS	1.00	58.81	99.98	59	21-100		08/06/97	1921
		LCD	1.00	60.12	99.98	60	21-100		08/06/97	2018
972029-1			1.00	53.58	99.98	54	21-100		08/13/97	1745
972029-2			1.00	63.02	99.98	63	21-100		08/13/97	1843

Surrogate	Units
Nitrobenzene-d5	ug/L

Lab ID	Matrix	QC Type	Dilution	Result	True Value	Percent Recovery	Limits	Flag	Date	Time
		MB	1.00	36.06	50.07	72	35-114		08/06/97	1824
		LCS	1.00	39.61	50.07	79	35-114		08/06/97	1921
		LCD	1.00	40.72	50.07	81	35-114		08/06/97	2018
972029-1			1.00	36.17	50.07	72	35-114		08/13/97	1745
972029-2			1.00	41.77	50.07	83	35-114		08/13/97	1843

The analytical results, opinions or interpretations contained in this report are based upon information and material supplied by the client for whose exclusive and confidential use this report has been made. The analytical results, opinions or interpretations expressed represent the best judgment of Core Laboratories. Core Laboratories, however, makes no warranty or representation, express or implied, of any kind, and expressly disclaims same as to the productivity, proper operations or profitableness of any oil, gas, coal or other mineral property, well or sand in connection with which such report is used or relied upon for any reason whatsoever. This report shall not be reproduced, in whole or in part, without the written approval of Core Laboratories.

CORE LABORATORIES

SURROGATE RECOVERIES REPORT

Job Number.: 972029 Report Date: 08/19/97

CUSTOMER: Daniel B. Stephens & Associates PROJECT: ENVIRON-ROSWELL 6033 ATTN: Bob Marley

Surrogate	Units
Phenol-d6	ug/L

Lab ID	Matrix	QC Type	Dilution	Result	True Value	Percent Recovery	Limits	Flag	Date	Time
		MB	1.00	63.77	100.40	64	10-94		08/06/97	1824
		LCS	1.00	69.38	100.40	69	10-94		08/06/97	1921
		LCD	1.00	71.86	100.40	72	10-94		08/06/97	2018
972029-1			1.00	61.89	100.40	62	10-94		08/13/97	1745
972029-2			1.00	72.81	100.40	73	10-94		08/13/97	1843

Surrogate	Units
Terphenyl-d14	ug/L

Lab ID	Matrix	QC Type	Dilution	Result	True Value	Percent Recovery	Limits	Flag	Date	Time
		MB	1.00	44.06	50.02	88	33-141		08/06/97	1824
		LCS	1.00	44.15	50.02	88	33-141		08/06/97	1921
		LCD	1.00	44.45	50.02	89	33-141		08/06/97	2018
29-1			1.00	43.22	50.02	86	33-141		08/13/97	1745
029-2			1.00	44.65	50.02	89	33-141		08/13/97	1843

Method.....: SW-846 8080 Batch.....: 24686
Method Code.....: 8080PC Analyst.....: smc

Surrogate	Units
2,4,5,6-Tetrachloro-m-xylene	ug/L

Lab ID	Matrix	QC Type	Dilution	Result	True Value	Percent Recovery	Limits	Flag	Date	Time
		MB		0.0146	0.02004	73	60-150		08/14/97	1612
972029-1				0.0188	0.02004	94	60-150		08/14/97	1644
972029-2				0.0182	0.02004	91	60-150		08/14/97	1714

Surrogate	Units
Decachlorobiphenyl	ug/L

Lab ID	Matrix	QC Type	Dilution	Result	True Value	Percent Recovery	Limits	Flag	Date	Time
		MB		0.0139	0.02004	69	60-150		08/14/97	1612
972029-1				0.0150	0.02004	75	60-150		08/14/97	1644
972029-2				0.0145	0.02004	72	60-150		08/14/97	1714

The analytical results, opinions or interpretations contained in this report are based upon information and material supplied by the client for whose exclusive and confidential use this report has been made. The analytical results, opinions or interpretations expressed represent the best judgment of Core Laboratories. Core Laboratories, however, makes no warranty or representation, express or implied, of any type, and expressly disclaims same as to the productivity, proper operations or profitableness of any oil, gas, coal or other mineral, property, well or sand in connection with which such report is used or relied upon for any reason whatsoever. This report shall not be reproduced, in whole or in part, without the written approval of Core Laboratories.

CORE LABORATORIES

QUALITY ASSURANCE METHODS

REFERENCES AND NOTES

Report Date: 08/19/97

	WATER LIMITS Recovery	WATER LIMITS RPD	SOIL LIMITS Recovery	SOIL LIMITS RPD
VOLATILE ORGANICS				
Methods 602/8020 Surrogate				
Bromofluorobenzene	89-110%		78-123%	
Methods 602/8020 Spike/Spike Duplicate				
Benzene	39-150%	25	75-125%	25
Ethylbenzene	32-160%	25	60-140%	25
Toluene	46-148%	25	70-130%	25
Xylenes	75-125%	25	61-139%	25
Method 8015 Mod. Spike/Spike Duplicate				
TVPH	75-125%	20	48-152%	20
TEPH	54-135%	20	54-135%	20
Methods 624/8240/8260 Surrogates				
Dibromofluoromethane	86-118%		80-120%	
Toluene-(d8)	88-110%		81-117%	
4-Bromofluorobenzene	86-115%		74-121%	
Method 524.2 Surrogates				
4-Bromofluorobenzene	80-120%			
1,4-Dichlorobenzene-d4	80-120%			
Methods 624/8240 Spike/Spike Duplicate				
1,1-Dichloroethene	61-145%	14	59-172%	22
Trichloroethene	71-120%	14	62-137%	24
Benzene	76-127%	11	66-142%	21
Toluene	76-125%	13	59-139%	21
Chlorobenzene	75-130%	13	60-133%	21
Method 8260 Spike/Spike Duplicate				
1,1-Dichloroethene	70-130%	14	70-130%	22
Trichloroethene	71-120%	14	70-130%	24
Benzene	76-127%	11	70-130%	21
Toluene	76-125%	13	70-130%	21
Chlorobenzene	75-130%	13	70-130%	21
Method 524.2 Spike/Spike Duplicate				
1,1-Dichloroethene	80-120%	14		
Trichloroethene	80-120%	14		
Benzene	80-120%	11		
Toluene	80-120%	13		
Chlorobenzene	80-120%	13		
PESTICIDES AND PCB'S				
Methods 608/8080 Surrogates				
Tetrachloro-m-xylene	60-150%		60-150%	
4,4'-Dichlorobiphenyl	60-150%		60-150%	
Decachlorobiphenyl	60-150%		60-150%	
Method 8140 Surrogates				
Tributylphosphate	36-152%		36-152%	
Triphenylphosphate	36-152%		36-152%	

The analytical results, opinions or interpretations contained in this report are based upon information and material supplied by the client for whose exclusive and confidential use this report has been made. The analytical results, opinions or interpretations expressed represent the best judgment of Core Laboratories. Core Laboratories, however, makes no warranty or representation, express or implied, of any type, and expressly disclaims same as to the productivity, proper operations or profitableness of any oil, gas, coal or other mineral property, well or sand in connection with which such report is used or relied upon for any reason whatsoever. This report shall not be reproduced, in whole or in part, without the written approval of Core Laboratories.

QUALITY ASSURANCE METHODS

REFERENCES AND NOTES

Report Date: 08/19/97

	WATER LIMITS Recovery	WATER LIMITS RPD	SOIL LIMITS Recovery	SOIL LIMITS RPD
SEMIVOLATILE ORGANICS				
Methods 625/8270 Surrogates				
Nitrobenzene-d5	35-114%		23-120%	
2-Fluorobiphenyl	43-116%		30-115%	
4-Terphenyl-d14	33-141%		18-137%	
Phenol-d6	10-94%		24-113%	
2-Fluorophenol	21-100%		25-121%	
2,4,6-Tribromophenol	10-123%		19-122%	
Methods 625/8270 Spike/Spike Duplicate				
Phenol	12-110%	42	26-90%	35
2-Chlorophenol	27-123%	40	25-102%	50
1,4-Dichlorobenzene	36-97%	28	28-104%	27
N-Nitroso-di-n-propylamine	41-116%	38	41-126%	38
1,2,4-Trichlorobenzene	39-98%	28	38-107%	23
4-Chloro-3-methylphenol	23-97%	42	26-103%	33
Acenaphthene	46-118%	31	31-137%	19
4-Nitrophenol	10-80%	50	11-114%	50
2,4-Dintrotoluene	24-96%	38	28-89%	47
Pentachlorophenol	9-103%	50	17-109%	47
Pyrene	26-127%	31	35-142%	36
HERBICIDES				
Method 8150 Surrogate				
2,4-Dichlorophenylacetic acid	50-150%		50-150%	
Method 8150 Spike/Spike Duplicate				
2,4-D	41-126%	25	41-126%	25
2,4,5-T	45-119%	25	45-119%	25

The analytical results, opinions or interpretations contained in this report are based upon information and material supplied by the client for whose exclusive and confidential use this report has been made. The analytical results, opinions or interpretations expressed represent the best judgment of Core Laboratories. Core Laboratories, however, makes no warranty or representation, express or implied, of any type, and expressly disclaims same as to the productivity, proper operations or profitableness of any oil, gas, coal or other mineral property, well or sand in connection with which such report is used or relied upon for any reason whatsoever. This report shall not be reproduced, in whole or in part, without the written approval of Core Laboratories.

QUALITY ASSURANCE METHODS

REFERENCES AND NOTES

Report Date: 08/19/97

(1) EPA 600/4-79-020 Methods for Chemical Analysis of Water and Wastes, March 1983

(2) EPA SW846 Test Methods for Evaluating Solid Waste, Third Edition, September 1986

(3) EPA SW846 Test Methods for Evaluating Solid Waste, Final Update I, July 1992

(4) EPA SW846 Test Methods for Evaluating Solid Waste, Final Update II, September 1994

(5) EPA SW846 Test Methods for Evaluating Solid Waste, Final Update IIA, August 1993

(6) EPA SW846 Test Methods for Evaluating Solid Waste, Final Update IIB, January 1995

(7) Standard Methods for the Examination of Water and Wastewater, 16th Edition, 1985

(8) Standard Methods for the Examination of Water and Wastewater, 17th Edition, 1989

(9) Standard Methods for the Examination of Water and Wastewater, 18th Edition, 1992

(10) EPA 600/4-80-032 Prescribed Procedures For Measurement Of Radioactivity in Drinking Water, August 1980

(11) EPA 600/8-78-017 Microbiological Methods For Monitoring The Environment, December 1978

(12) Federal Register, July 1, 1990 (40 CFR Part 136)

(13) EPA 600/4-88-03 Methods For The Determination of Organics Compounds in Drinking Water, December 1988

(14) U.S.G.S. Methods For Determination of Inorganic Substances In Water And Fluvial Sediments, Book 5, Chapter A1, 1985

(15) Federal Register, June 7, 1991 (40 CFR Parts 141 & 142)

(16) ASTM Section 11 Water and Environmental Technology, Volume 11.01 Water (1), 1991

(17) Methods of Soil Analysis, American Society of Agronomy, Agronomy No. 9, 1965

(18) ASTM Section 5, Petroleum Products, Lubricants, and Fossil Fuels, Volume 05.05, Gaseous Fuels, Coal, and Coke

(19) EPA 600/2-78-054 Field and Laboratory Methods Applicable To Overburdens and Mine Soils, March 1978

(20) ASTM Part 19, Soils and Rocks; Building Stones, 1981

The analytical results, opinions or interpretations contained in this report are based upon information and material supplied by the client for whose exclusive and confidential use this report has been made. The analytical results, opinions or interpretations expressed represent the best judgment of Core Laboratories. Core Laboratories, however, makes no warranty or representation, express or implied, of any type, and expressly disclaims same as to the productivity, proper operations or profitableness of any oil, gas, coal or other mineral property, well or sand in connection with which such report is used or relied upon for any reason whatsoever. This report shall not be reproduced, in whole or in part, without the written approval of Core Laboratories.

QUALITY ASSURANCE METHODS

REFERENCES AND NOTES

Report Date: 08/19/97

COMMENTS

a) ND = Not detected. NC = Not calculable due to value(s) lower than the detection limit.

b) Data in the QA report may differ from final results due to digestion and/or dilution of samples into analytical ranges. Quality control results are reported "as analyzed" within the instruments established calibration range.

c) The "Time Analyzed" in the QA report refers to the start time of the analytical batch which may not reflect the actual time of each analysis. The "Date Analyzed" is the actual date of analysis.

d) Results for soil and sludge samples are reported on a wet weight basis (i.e. not corrected for percent moisture) unless otherwise indicated.

BLANK QC SAMPLE IDENTIFICATION

MB	Method Blank
EB	Extraction Blank
ICB	Initial Calibration Blank
CCB	Continuing Calibration Blank

SPIKE QC SAMPLE IDENTIFICATION

MS	Method (Matrix) Spike
MSD	Method (Matrix) Spike Duplicate
PDS	Post-Digestion Spike
SB	Spike Blank
SBD	Spike Blank Duplicate

REFERENCE STANDARD QC SAMPLE IDENTIFICATION

LCS	Laboratory Control Standard
RS	Reference Standard
ICV	Initial Calibration Verification Standard
CCV	Continuing Calibration Verification Standard
ISA/ISB	ICP Interference Check Sample
ICL	Initial Calibration/Laboratory Control Sample
DSC	Distilled Standard Check

DUPLICATE QC SAMPLE IDENTIFICATION

MD	Method (Matrix) Duplicate
ED	Extraction Duplicate

Analyses performed by a subcontract laboratory are indicated on the analytical and/or quality control reports under "Technician" using the following codes:

SUBCONTRACT LABORATORY	CODE
Core Laboratories - Anaheim, CA	* AN
Core Laboratories - Casper, WY	* CA
Core Laboratories - Corpus Christi, TX	* CC
Core Laboratories - Edison, NJ	* ED
Core Laboratories - Gulf States - Houston, TX	* HE
Core Laboratories - Houston, TX	* HP
Core Laboratories - Indianapolis, IN	* IN

The analytical results, opinions or interpretations contained in this report are based upon information and material supplied by the client for whose exclusive and confidential use this report has been made. The analytical results, opinions or interpretations expressed represent the best judgment of Core Laboratories. Core Laboratories, however, makes no warranty or representation, express or implied, of any type, and expressly disclaims same as to the productivity, proper operations or profitableness of any oil, gas, coal or other mineral property, well or sand in connection with which such report is used or relied upon for any reason whatsoever. This report may not be reproduced, in whole or in part, without the written approval of Core Laboratories.

QUALITY ASSURANCE METHODS

REFERENCES AND NOTES

Report Date: 08/19/97

Core Laboratories - Lake Charles, LA	* LC
Core Laboratories - Long Beach, CA	* LB
Core Laboratories - Tampa, FL	* TP
Core Laboratories - Valparaiso, IN	* VP
Other Subcontract Laboratories	* XX

EXPLANATION OF DATA QUALIFIERS - ORGANIC PARAMETERS

U - This qualifier indicates that the analyte was analyzed for but not detected.

J - This qualifier indicates that the value is an estimate. It is used when a compound is determined to be present based on the mass spectral data but at a concentration less than the practical quantitation limit of the method.

E - This qualifier indicates that a sample result is an estimate because the concentration exceeded the upper calibration range of the instrument.

EXPLANATION OF DATA QUALIFIERS - METALS & INORGANIC PARAMETERS

U - This qualifier indicates that the analyte was analyzed for but not detected.

B - This qualifier indicates that the analyte was detected at a level below the reporting limit but greater than or equal to the instrument detection limit.

EXPLANATION OF DATA FLAGS - ALL PARAMETERS

B - This flag indicates that an analyte is present in the method blank as well as in the sample. The client should consider this when evaluating the data.

E - This flag indicates the reported value is estimated due to sample matrix interference.

W - This flag indicates that a post-digestion spike for GFAA analysis is outside quality control limits.

X - This flag indicates that a surrogate recovery is outside quality control limits.

Y - This flag indicates a spike or spike duplicate recovery is outside quality control limits.

Z - This flag indicates a relative percent difference for a spike and spike duplicate is outside quality control limits.

* - This flag indicates a relative percent difference for a duplicate analysis is outside quality control limits.

^ - This flag indicates a percent recovery for a standard is outside quality control limits.

The analytical results, opinions or interpretations contained in this report are based upon information and materials supplied by the client for whose exclusive and confidential use this report has been made. The analytical results, opinions or interpretations expressed represent the best judgment of Core Laboratories. Core Laboratories, however, makes no warranty or representation, express or implied, of any type, and expressly disclaims same as to the productivity, proper operations or profitableness of any oil, gas, coal or other mineral property, well or sand in connection with which such report is used or relied upon for any reason whatsoever. This report shall not be reproduced, in whole or in part, without the written approval of Core Laboratories.

Job Number 972077
August 21, 1997

CORE LABORATORIES

ANALYTICAL REPORT

JOB NUMBER: 972077

Prepared For:

Daniel B. Stephens & Associates
6020 Academy NE
Suite 100
Albuquerque, NM 87109

Attention: Bob Marley

Date: 08/21/97

Don Morris
Signature

August 22, 1997
Date

Name: Don L. Morris

Title: Project Coordinator

CORE LABORATORIES, INC.
10703 East Bethany Drive
Aurora, CO 80014

PHONE: (303) 751-1780
FAX: (303) 751-1784

The analytical results, opinions or interpretations contained in this report are based upon information and material supplied by the client for whose exclusive and confidential use this report has been made. The analytical results, opinions or interpretations expressed represent the best judgment of Core Laboratories. Core Laboratories, however, makes no warranty or representation, express or implied, of any type, and expressly disclaims same as to the productivity, proper operations or profitableness of any oil, gas, coal or other mineral property, well or sand in connection with which such report is used or relied upon for any reason whatsoever. This report shall not be reproduced, in whole or in part, without the written approval of Core Laboratories.

CORE LAB

CORE LABORATORIES, INC.

1 of 1

No. 109022

CHAIN OF CUSTODY RECORD

CUSTOMER INFORMATION	PROJECT INFORMATION
COMPANY: DANIEL B. STEPHENS & ASSOC	PROJECT NAME/NUMBER: 6033.2
SEND REPORT TO: BOB MARLEY	BILLING INFORMATION
ADDRESS: 6020 ACADEMY NE #100	BILL TO: GEORGE ROBINSON
ALBUQUERQUE NM 87109	ADDRESS: IN CARE OF ENRON ENVIRONMENTAL 1400 SMITH ST HOUSTON TX 77002
PHONE: 505-822-9400	PHONE: 713-646-7327
FAX: 505-822-8877	FAX: PO NO.:

LAB JOB NO. 972077

SAMPLE NO.	SAMPLE DESCRIPTION	SAMPLE DATE	SAMPLE TIME	SAMPLE MATRIX	CONTAINER	PRESERV.	NUMBER OF CONTAINERS	8270 SVOCs	8080 PCBs	6010 METALS	ANIONS (Br, Cl, F, NO3, SO4)	TDS	VOCs/NO3	8240 VOCs	REMARKS / PRECAUTIONS
	MW-3	7/30/97	0925	WATER	6 @ 1L 2 @ 250ml 3 @ 40ml	NONE HNO3 H2SO4	11	X	X	X	X	X	X	X	
	MW-11	7/30/97	1420	WATER	6 @ 1L 2 @ 250ml 3 @ 40ml	NONE HNO3 H2SO4	11	X	X	X	X	X	X	X	
															Temp 1.0°C

SAMPLER: C. PIGMAN

SHIPMENT METHOD: FED EX

AIRBILL NO.: 5541655943

REQUIRED TURNAROUND:* ☐ SAME DAY ☐ 24 HOURS ☐ 48 HOURS ☐ 72 HOURS ☐ 5 DAYS ☐ 10 DAYS ☒ ROUTINE OTHER

1. RELINQUISHED BY:	DATE	2. RELINQUISHED BY:	DATE	3. RELINQUISHED BY:	DATE
SIGNATURE: Clarence Pigman	7/30/97	SIGNATURE:		SIGNATURE:	
PRINTED NAME/COMPANY: DANIEL B. STEPHENS & ASSOC	TIME 1430	PRINTED NAME/COMPANY:	TIME	PRINTED NAME/COMPANY:	TIME
1. RECEIVED BY:	**DATE**	**2. RECEIVED BY:**	**DATE**	**3. RECEIVED BY:**	**DATE**
SIGNATURE: Ann Kelley	7/31/97	SIGNATURE:		SIGNATURE:	
PRINTED NAME/COMPANY: Ann Kelley CORE	TIME 0905	PRINTED NAME/COMPANY:	TIME	PRINTED NAME/COMPANY:	TIME

* RUSH TURNAROUND MAY REQUIRE SURCHARGE

☐ **Anaheim, CA** 1250 E. Gene Autry Way Anaheim, CA 92805 (714) 937-1094 Fax (714) 937-1170

☐ **Aurora, CO** 10703 E. Bethany Drive Aurora, CO 80014 (303) 751-1780 Fax (303) 751-1784

☐ **Casper, WY** 420 W. First Street Casper, WY 82601 (307) 235-5741 Fax (307) 266-1676

☐ **Corpus Christi, TX** 1733 N. Padre Island Drive Corpus Christi, TX 78408 (512) 289-2673 Fax (512) 289-2471

☐ **Edison, NJ** 284 Raritan Center Parkway Edison, NJ 08837 (908) 225-6700 Fax (908) 225-6777

☐ **Houston, TX (Env)** 6310 Rothway Drive Houston, TX 77040 (713) 690-4444 Fax (713) 690-5646

☐ **Houston, TX (Pet)** 8210 Mosley Road Houston, TX 77075 (713) 943-9776 Fax (713) 943-3846

☐ **Indianapolis, IN** 7726 Moller Road Indianapolis, IN 46268 (317) 875-5894 Fax (317) 872-6189

☐ **Lake Charles, LA** 3645 Beglis Parkway Sulphur, LA 70663 (318) 583-4926 Fax (318) 583-4929

☐ **Long Beach, CA** 3700 Cherry Avenue Long Beach, CA 90807 (310) 595-8401 Fax (310) 427-5174

☐ **Tampa, FL** 5460 Beaumont Center Blvd. Tampa, FL 33634 (813)884-8268 Fax (813) 885-4938

☐ **Valparaiso, IN** 2400 Cumberland Drive Valparaiso, IN 46383 (219) 464-2389 Fax (219) 462-2953

CORE LABORATORIES

SAMPLE INFORMATION
Date: 08/21/97

Job Number.: 972077
Customer ..: Daniel B. Stephens & Associates
Attn.....: Bob Marley

Project Number.....: 97000162
Customer Project ID....: 6033.2
Project Description....: DB Stephens/ 6033.2

Laboratory Sample ID	Customer Sample ID	Sample Matrix	Date Sampled	Time Sampled	Date Received	Time Received
972077-1	MW-3	Water	07/30/97	09:25	07/31/97	09:05
972077-2	MW-11	Water	07/30/97	14:20	07/31/97	09:05

The analytical results, opinions or interpretations contained in this report are based upon information and material supplied by the client for whose exclusive and confidential use this report has been made. The analytical results, opinions or interpretations expressed represent the best judgment of Core Laboratories. Core Laboratories, however, makes no warranty or representation, express or implied, of any type, and expressly disclaims same as to the productivity, proper operations or profitableness of any oil, gas, coal or other mineral, property, well or sand, in connection with which such report is used or relied upon for any reason whatsoever. This report shall not be reproduced, in whole or in part, without the written approval of Core Laboratories.

CORE LABORATORIES

LABORATORY TEST RESULTS

Job Number: 972077 Date: 08/21/97

CUSTOMER: Daniel B. Stephens & Associates PROJECT: 6033.2 ATTN: Bob Marley

Customer Sample ID: MW-3
Date Sampled.....: 07/30/97
Time Sampled.....: 09:25
Sample Matrix.....: Water

Laboratory Sample ID: 972077-1
Date Received.....: 07/31/97
Time Received.....: 09:05

TEST METHOD	PARAMETER/TEST DESCRIPTION	SAMPLE RESULT	REPORTING LIMIT	UNITS	DATE	TECH
EPA 310.1	Alkalinity, Total as CaCO3, Unfilt.	114	5	mg/L CaCO3	08/11/97	mjf
SM 2320 B	Bicarbonate (HCO3), Unfilt.	139	5	mg/L	08/11/97	mjf
SM 2320 B	Carbonate (CO3), Unfilt.	<1	1	mg/L	08/11/97	mjf
EPA 325.2	Chloride, Unfilt.	409	5	mg/L	07/31/97	lmj
EPA 353.2	Nitrogen, Nitrate as N (NO3-N), Unfilt.	1.1	0.1	mg/L	07/31/97	lmj
EPA 353.2	Nitrogen, Nitrite as N (NO2-N), Unfilt.	<0.01	0.01	mg/L	07/31/97	lmj
EPA 160.1	Solids, Total Dissolved (TDS), Filt.	3560	10	mg/L	07/31/97	mjf
EPA 375.2	Sulfate (SO4), Unfilt.	1680	100	mg/L	08/04/97	lmj
SW-846 3010	Acid Digestion, Total Metals	Complete			08/05/97	veb
SW-846 6010A	Arsenic (As), Total	<0.01	0.01	mg/L	08/06/97	gag
SW-846 6010A	Barium (Ba), Total	<0.01	0.01	mg/L	08/06/97	gag
SW-846 6010A	Cadmium (Cd), Total	<0.005	0.005	mg/L	08/06/97	gag
SW-846 6010A	Calcium (Ca), Total	804	1	mg/L	08/06/97	gag
SW-846 6010A	Chromium (Cr), Total	<0.01	0.01	mg/L	08/06/97	gag
SW-846 6010A	Copper (Cu), Total	<0.01	0.01	mg/L	08/06/97	gag
SW-846 6010A	Iron (Fe), Total	<0.3	0.3	mg/L	08/06/97	gag
SW-846 6010A	Lead (Pb), Total	<0.003	0.003	mg/L	08/06/97	gag
SW-846 6010A	Magnesium (Mg), Total	135	0.1	mg/L	08/06/97	gag
SW-846 6010A	Manganese (Mn), Total	<0.01	0.01	mg/L	08/06/97	gag
SW-846 7470	Mercury (Hg), Total	<0.0002	0.0002	mg/L	08/07/97	veb
SW-846 6010A	Potassium (K), Total	<5	5	mg/L	08/06/97	gag
SW-846 6010A	Selenium (Se), Total	<0.01	0.01	mg/L	08/06/97	gag
SW-846 6010A	Silver (Ag), Total	<0.01	0.01	mg/L	08/06/97	gag
SW-846 6010A	Sodium (Na), Total	410	10	mg/L	08/06/97	gag
SW-846 6010A	Zinc (Zn), Total	<0.01	0.01	mg/L	08/06/97	gag

The analytical results, opinions or interpretations contained in this report are based upon information and material supplied by the client for whose exclusive and confidential use this report has been made. The analytical results, opinions or interpretations expressed represent the best judgment of Core Laboratories. Core Laboratories, however, makes no warranty or representation, express or implied, of any type, and expressly disclaims same as to the productivity, proper operations or profitableness of any oil, gas, coal or other mineral, property, well or sand in connection with which such report is used or relied upon for any reason whatsoever. This report shall not be reproduced, in whole or in part, without the written approval of Core Laboratories.

CORE LABORATORIES

LABORATORY TEST RESULTS

Job Number: 972077 Date: 08/21/97

CUSTOMER: Daniel B. Stephens & Associates PROJECT: 6033.2 ATTN: Bob Marley

Customer Sample ID: MW-3
Date Sampled.....: 07/30/97
Time Sampled.....: 09:25
Sample Matrix.....: Water

Laboratory Sample ID: 972077-1
Date Received.....: 07/31/97
Time Received.....: 09:05

TEST METHOD	PARAMETER/TEST DESCRIPTION	SAMPLE RESULT	REPORTING LIMIT	UNITS	DATE	TECH
SW-846 3510B	Extraction (Sep. Funnel) PCBs					
	Separatory Funnel Liq/Liq Extraction	Complete			08/05/97	rwm
SW-846 8080	PCB Analysis					
	Aroclor 1016	ND	0.5	ug/L	08/07/97	smc
	Aroclor 1221	ND	0.5	ug/L	08/07/97	smc
	Aroclor 1232	ND	0.5	ug/L	08/07/97	smc
	Aroclor 1242	ND	0.5	ug/L	08/07/97	smc
	Aroclor 1248	ND	0.5	ug/L	08/07/97	smc
	Aroclor 1254	ND	0.5	ug/L	08/07/97	smc
	Aroclor 1260	ND	0.5	ug/L	08/07/97	smc
	Aroclor 1262	ND	0.5	ug/L	08/07/97	smc
	Aroclor 1268	ND	0.5	ug/L	08/07/97	smc
	Total PCB's	ND		ug/L	08/07/97	smc
'-846 3510B	Extraction (Sep. Funnel) SVOC					
	Separatory Funnel Liq/Liq Extraction	Complete			08/06/97	rwm
SW-846 8270	Semivolatile Organics					
	Acenaphthene	ND	10	ug/L	08/15/97	dmj
	Acenaphthylene	ND	10	ug/L	08/15/97	dmj
	Anthracene	ND	10	ug/L	08/15/97	dmj
	Benzidine	ND	50	ug/L	08/15/97	dmj
	Benzo(a)anthracene	ND	10	ug/L	08/15/97	dmj
	Benzo(b)fluoranthene	ND	10	ug/L	08/15/97	dmj
	Benzo(k)fluoranthene	ND	10	ug/L	08/15/97	dmj
	Benzo(ghi)perylene	ND	10	ug/L	08/15/97	dmj
	Benzo(a)pyrene	ND	10	ug/L	08/15/97	dmj
	Benzyl alcohol	ND	20	ug/L	08/15/97	dmj
	Butyl benzyl phthalate	ND	10	ug/L	08/15/97	dmj
	Bis(2-chloroethoxy)methane	ND	10	ug/L	08/15/97	dmj
	Bis(2-chloroethyl)ether	ND	10	ug/L	08/15/97	dmj
	Bis(2-chloroisopropyl)ether	ND	10	ug/L	08/15/97	dmj
	Bis(2-ethylhexyl)phthalate	ND	10	ug/L	08/15/97	dmj
	4-Bromophenyl phenyl ether	ND	10	ug/L	08/15/97	dmj
	4-Chloroaniline	ND	10	ug/L	08/15/97	dmj
	2-Chloronaphthalene	ND	10	ug/L	08/15/97	dmj
	4-Chlorophenyl phenyl ether	ND	10	ug/L	08/15/97	dmj
	Chrysene	ND	10	ug/L	08/15/97	dmj
	Dibenzo(a,h)anthracene	ND	10	ug/L	08/15/97	dmj
	Dibenzofuran	ND	10	ug/L	08/15/97	dmj
	1,2-Dichlorobenzene	ND	10	ug/L	08/15/97	dmj
	1,3-Dichlorobenzene	ND	10	ug/L	08/15/97	dmj
	1,4-Dichlorobenzene	ND	10	ug/L	08/15/97	dmj
	3,3-Dichlorobenzidine	ND	20	ug/L	08/15/97	dmj
	Diethyl phthalate	ND	10	ug/L	08/15/97	dmj
	Dimethyl phthalate	ND	10	ug/L	08/15/97	dmj
	Di-n-butyl phthalate	ND	10	ug/L	08/15/97	dmj

The analytical results, opinions or interpretations contained in this report are based upon information and material supplied by the client for whose exclusive and confidential use this report has been made. The analytical results, opinions or interpretations expressed represent the best judgment of Core Laboratories. Core Laboratories, however, makes no warranty or representation, express or implied, of any type, and expressly disclaims same as to the productivity, proper operations or profitableness of any oil, gas, coal or other mineral property, well or sand in connection with which such report is used or relied upon for any reason whatsoever. This report shall not be reproduced, in whole or in part, without the written approval of Core Laboratories.

CORE LABORATORIES

LABORATORY TEST RESULTS

Job Number: 972077

Date: 08/21/97

CUSTOMER: Daniel B. Stephens & Associates PROJECT: 6033.2 ATTN: Bob Marley

Customer Sample ID: MW-3
Date Sampled.....: 07/30/97
Time Sampled.....: 09:25
Sample Matrix.....: Water

Laboratory Sample ID: 972077-1
Date Received.....: 07/31/97
Time Received.....: 09:05

TEST METHOD	PARAMETER/TEST DESCRIPTION	SAMPLE RESULT	REPORTING LIMIT	UNITS	DATE	TECH
	Di-n-octyl phthalate	ND	10	ug/L	08/15/97	dmj
	2,4-Dinitrotoluene	ND	10	ug/L	08/15/97	dmj
	2,6-Dinitrotoluene	ND	10	ug/L	08/15/97	dmj
	Fluoranthene	ND	10	ug/L	08/15/97	dmj
	Fluorene	ND	10	ug/L	08/15/97	dmj
	Hexachlorobenzene	ND	10	ug/L	08/15/97	dmj
	Hexachlorobutadiene	ND	10	ug/L	08/15/97	dmj
	Hexachlorocyclopentadiene	ND	10	ug/L	08/15/97	dmj
	Hexachloroethane	ND	10	ug/L	08/15/97	dmj
	Indeno(1,2,3-cd)pyrene	ND	10	ug/L	08/15/97	dmj
	Isophorone	ND	10	ug/L	08/15/97	dmj
	2-Methylnaphthalene	ND	10	ug/L	08/15/97	dmj
	Naphthalene	ND	10	ug/L	08/15/97	dmj
	o-Nitroaniline	ND	50	ug/L	08/15/97	dmj
	m-Nitroaniline	ND	50	ug/L	08/15/97	dmj
	p-Nitroaniline	ND	50	ug/L	08/15/97	dmj
	Nitrobenzene	ND	10	ug/L	08/15/97	dmj
	n-Nitrosodi-n-propylamine	ND	10	ug/L	08/15/97	dmj
	n-Nitrosodiphenylamine	ND	10	ug/L	08/15/97	dmj
	Phenanthrene	ND	10	ug/L	08/15/97	dmj
	Pyrene	ND	10	ug/L	08/15/97	dmj
	1,2,4-Trichlorobenzene	ND	10	ug/L	08/15/97	dmj
	Benzoic acid	ND	50	ug/L	08/15/97	dmj
	4-Chloro-3-methylphenol	ND	10	ug/L	08/15/97	dmj
	2-Chlorophenol	ND	10	ug/L	08/15/97	dmj
	2,4-Dichlorophenol	ND	10	ug/L	08/15/97	dmj
	2,4-Dimethylphenol	ND	10	ug/L	08/15/97	dmj
	2,4-Dinitrophenol	ND	50	ug/L	08/15/97	dmj
	2-Methyl-4,6-dinitrophenol	ND	50	ug/L	08/15/97	dmj
	2-Methylphenol (o-cresol)	ND	10	ug/L	08/15/97	dmj
	4-Methylphenol (p-cresol)	ND	10	ug/L	08/15/97	dmj
	2-Nitrophenol	ND	10	ug/L	08/15/97	dmj
	4-Nitrophenol	ND	50	ug/L	08/15/97	dmj
	Pentachlorophenol	ND	50	ug/L	08/15/97	dmj
	Phenol	ND	10	ug/L	08/15/97	dmj
	2,4,5-Trichlorophenol	ND	10	ug/L	08/15/97	dmj
	2,4,6-Trichlorophenol	ND	10	ug/L	08/15/97	dmj
SW-846 8240	Volatile Organics					
	Acetone	ND	100	ug/L	08/11/97	vdt
	Benzene	ND	1	ug/L	08/11/97	vdt
	Bromodichloromethane	ND	5	ug/L	08/11/97	vdt
	Bromoform	ND	5	ug/L	08/11/97	vdt
	Bromomethane	ND	10	ug/L	08/11/97	vdt
	Methyl ethyl ketone (2-Butanone)	ND	100	ug/L	08/11/97	vdt
	Carbon disulfide	ND	5	ug/L	08/11/97	vdt
	Carbon tetrachloride	ND	5	ug/L	08/11/97	vdt
	Chlorobenzene	ND	5	ug/L	08/11/97	vdt
	Chloroethane	ND	10	ug/L	08/11/97	vdt

The analytical results, opinions or interpretations contained in this report are based upon information and material supplied by the client for whose exclusive and confidential use this report has been made. The analytical results, opinions or interpretations expressed represent the best judgment of Core Laboratories. Core Laboratories, however, makes no warranty or representation, express or implied, of any type, and expressly disclaims same as to the productivity, proper operations or profitableness of any oil, gas, coal or other mineral property, well or sand in connection with which such report is used or relied upon for any reason whatsoever. This report shall not be reproduced, in whole or in part, without the written approval of Core Laboratories.

CORE LABORATORIES

LABORATORY TEST RESULTS

Job Number: 972077 Date: 08/21/97

CUSTOMER: Daniel B. Stephens & Associates PROJECT: 6033.2 ATTN: Bob Marley

Customer Sample ID: MW-3
Date Sampled.....: 07/30/97
Time Sampled.....: 09:25
Sample Matrix.....: Water

Laboratory Sample ID: 972077-1
Date Received.....: 07/31/97
Time Received.....: 09:05

TEST METHOD	PARAMETER/TEST DESCRIPTION	SAMPLE RESULT	REPORTING LIMIT	UNITS	DATE	TECH
	2-Chloroethylvinyl ether	ND	10	ug/L	08/11/97	vdt
	Chloroform	ND	5	ug/L	08/11/97	vdt
	Chloromethane	ND	10	ug/L	08/11/97	vdt
	Dibromochloromethane	ND	5	ug/L	08/11/97	vdt
	1,1-Dichloroethane	ND	5	ug/L	08/11/97	vdt
	1,2-Dichloroethane	ND	5	ug/L	08/11/97	vdt
	1,1-Dichloroethene	ND	5	ug/L	08/11/97	vdt
	trans-1,2-Dichloroethene	ND	5	ug/L	08/11/97	vdt
	1,2-Dichloropropane	ND	5	ug/L	08/11/97	vdt
	cis-1,3-Dichloropropene	ND	5	ug/L	08/11/97	vdt
	trans-1,3-Dichloropropene	ND	5	ug/L	08/11/97	vdt
	Ethylbenzene	ND	5	ug/L	08/11/97	vdt
	2-Hexanone	ND	50	ug/L	08/11/97	vdt
	Methylene chloride	ND	5	ug/L	08/11/97	vdt
	4-Methyl-2-pentanone (MIBK)	ND	50	ug/L	08/11/97	vdt
	Styrene	ND	5	ug/L	08/11/97	vdt
	1,1,2,2-Tetrachloroethane	ND	5	ug/L	08/11/97	vdt
	Tetrachloroethene	ND	5	ug/L	08/11/97	vdt
	Toluene	ND	5	ug/L	08/11/97	vdt
	1,1,1-Trichloroethane	ND	5	ug/L	08/11/97	vdt
	1,1,2-Trichloroethane	ND	5	ug/L	08/11/97	vdt
	Trichloroethene	ND	5	ug/L	08/11/97	vdt
	Vinyl acetate	ND	50	ug/L	08/11/97	vdt
	Vinyl chloride	ND	10	ug/L	08/11/97	vdt
	Xylenes (total)	ND	5	ug/L	08/11/97	vdt

The analytical results, opinions or interpretations contained in this report are based upon information and material supplied by the client for whose exclusive and confidential use this report has been made. The analytical results, opinions or interpretations expressed represent the best judgment of Core Laboratories. Core Laboratories, however, makes no warranty or representation, express or implied, of any type, and expressly disclaims same as to the productivity, proper operations or profitableness of any oil, gas, coal or other mineral property, well or sand in connection with which such report is used or relied upon for any reason whatsoever. This report shall not be reproduced, in whole or in part, without the written approval of Core Laboratories.

CORE LABORATORIES

LABORATORY TEST RESULTS

Job Number: 972077 Date: 08/21/97

CUSTOMER: Daniel B. Stephens & Associates PROJECT: 6033.2 ATTN: Bob Marley

Customer Sample ID: MW-11
Date Sampled.....: 07/30/97
Time Sampled.....: 14:20
Sample Matrix.....: Water

Laboratory Sample ID: 972077-2
Date Received.....: 07/31/97
Time Received.....: 09:05

TEST METHOD	PARAMETER/TEST DESCRIPTION	SAMPLE RESULT	REPORTING LIMIT	UNITS	DATE	TECH
EPA 310.1	Alkalinity, Total as CaCO3, Unfilt.	106	5	mg/L CaCO3	08/11/97	mjf
SM 2320 B	Bicarbonate (HCO3), Unfilt.	129	5	mg/L	08/11/97	mjf
SM 2320 B	Carbonate (CO3), Unfilt.	<1	1	mg/L	08/11/97	mjf
EPA 325.2	Chloride, Unfilt.	405	5	mg/L	07/31/97	lmj
EPA 353.2	Nitrogen, Nitrate as N (NO3-N), Unfilt.	0.7	0.1	mg/L	07/31/97	lmj
EPA 353.2	Nitrogen, Nitrite as N (NO2-N), Unfilt.	<0.01	0.01	mg/L	07/31/97	lmj
EPA 160.1	Solids, Total Dissolved (TDS), Filt.	3550	10	mg/L	07/31/97	mjf
EPA 375.2	Sulfate (SO4), Unfilt.	1680	100	mg/L	08/04/97	lmj
SW-846 3010	Acid Digestion, Total Metals	Complete			08/05/97	veb
SW-846 6010A	Arsenic (As), Total	<0.01	0.01	mg/L	08/06/97	gag
SW-846 6010A	Barium (Ba), Total	<0.01	0.01	mg/L	08/06/97	gag
SW-846 6010A	Cadmium (Cd), Total	<0.005	0.005	mg/L	08/06/97	gag
SW-846 6010A	Calcium (Ca), Total	748	0.5	mg/L	08/06/97	gag
SW-846 6010A	Chromium (Cr), Total	<0.01	0.01	mg/L	08/06/97	gag
SW-846 6010A	Copper (Cu), Total	<0.01	0.01	mg/L	08/06/97	gag
SW-846 6010A	Iron (Fe), Total	0.07	0.03	mg/L	08/06/97	gag
SW-846 6010A	Lead (Pb), Total	<0.003	0.003	mg/L	08/06/97	gag
SW-846 6010A	Magnesium (Mg), Total	132	0.1	mg/L	08/06/97	gag
SW-846 6010A	Manganese (Mn), Total	<0.01	0.01	mg/L	08/06/97	gag
SW-846 7470	Mercury (Hg), Total	<0.0002	0.0002	mg/L	08/07/97	veb
SW-846 6010A	Potassium (K), Total	8	5	mg/L	08/06/97	gag
SW-846 6010A	Selenium (Se), Total	<0.01	0.01	mg/L	08/06/97	gag
SW-846 6010A	Silver (Ag), Total	<0.01	0.01	mg/L	08/06/97	gag
SW-846 6010A	Sodium (Na), Total	545	5	mg/L	08/06/97	gag
SW-846 6010A	Zinc (Zn), Total	0.01	0.01	mg/L	08/06/97	gag

The analytical results, opinions or interpretations contained in this report are based upon information and material supplied by the client for whose exclusive and confidential use this report has been made. The analytical results, opinions or interpretations expressed represent the best judgment of Core Laboratories. Core Laboratories, however, makes no warranty or representation, express or implied, of any type, and expressly disclaims same as to the productivity, proper operations or profitableness of any oil, gas, coal or other mineral, property, well or sand in connection with which such report is used or relied upon for any reason whatsoever. This report shall not be reproduced, in whole or in part, without the written approval of Core Laboratories.

CORE LABORATORIES

LABORATORY TEST RESULTS

Job Number: 972077 Date: 08/21/97

CUSTOMER: Daniel B. Stephens & Associates PROJECT: 6033.2 ATTN: Bob Marley

Customer Sample ID: MW-11
Date Sampled.....: 07/30/97
Time Sampled.....: 14:20
Sample Matrix.....: Water

Laboratory Sample ID: 972077-2
Date Received.....: 07/31/97
Time Received.....: 09:05

TEST METHOD	PARAMETER/TEST DESCRIPTION	SAMPLE RESULT	REPORTING LIMIT	UNITS	DATE	TECH
SW-846 3510B	Extraction (Sep. Funnel) PCBs					
	Separatory Funnel Liq/Liq Extraction	Complete			08/05/97	rwm
SW-846 8080	PCB Analysis					
	Aroclor 1016	ND	0.5	ug/L	08/08/97	smc
	Aroclor 1221	ND	0.5	ug/L	08/08/97	smc
	Aroclor 1232	ND	0.5	ug/L	08/08/97	smc
	Aroclor 1242	ND	0.5	ug/L	08/08/97	smc
	Aroclor 1248	ND	0.5	ug/L	08/08/97	smc
	Aroclor 1254	ND	0.5	ug/L	08/08/97	smc
	Aroclor 1260	ND	0.5	ug/L	08/08/97	smc
	Aroclor 1262	ND	0.5	ug/L	08/08/97	smc
	Aroclor 1268	ND	0.5	ug/L	08/08/97	smc
	Total PCB's	ND		ug/L	08/08/97	smc
J-846 3510B	Extraction (Sep. Funnel) SVOC					
	Separatory Funnel Liq/Liq Extraction	Complete			08/06/97	rwm
SW-846 8270	Semivolatile Organics					
	Acenaphthene	ND	10	ug/L	08/15/97	dmj
	Acenaphthylene	ND	10	ug/L	08/15/97	dmj
	Anthracene	ND	10	ug/L	08/15/97	dmj
	Benzidine	ND	50	ug/L	08/15/97	dmj
	Benzo(a)anthracene	ND	10	ug/L	08/15/97	dmj
	Benzo(b)fluoranthene	ND	10	ug/L	08/15/97	dmj
	Benzo(k)fluoranthene	ND	10	ug/L	08/15/97	dmj
	Benzo(ghi)perylene	ND	10	ug/L	08/15/97	dmj
	Benzo(a)pyrene	ND	10	ug/L	08/15/97	dmj
	Benzyl alcohol	ND	20	ug/L	08/15/97	dmj
	Butyl benzyl phthalate	ND	10	ug/L	08/15/97	dmj
	Bis(2-chloroethoxy)methane	ND	10	ug/L	08/15/97	dmj
	Bis(2-chloroethyl)ether	ND	10	ug/L	08/15/97	dmj
	Bis(2-chloroisopropyl)ether	ND	10	ug/L	08/15/97	dmj
	Bis(2-ethylhexyl)phthalate	ND	10	ug/L	08/15/97	dmj
	4-Bromophenyl phenyl ether	ND	10	ug/L	08/15/97	dmj
	4-Chloroaniline	ND	10	ug/L	08/15/97	dmj
	2-Chloronaphthalene	ND	10	ug/L	08/15/97	dmj
	4-Chlorophenyl phenyl ether	ND	10	ug/L	08/15/97	dmj
	Chrysene	ND	10	ug/L	08/15/97	dmj
	Dibenzo(a,h)anthracene	ND	10	ug/L	08/15/97	dmj
	Dibenzofuran	ND	10	ug/L	08/15/97	dmj
	1,2-Dichlorobenzene	ND	10	ug/L	08/15/97	dmj
	1,3-Dichlorobenzene	ND	10	ug/L	08/15/97	dmj
	1,4-Dichlorobenzene	ND	10	ug/L	08/15/97	dmj
	3,3-Dichlorobenzidine	ND	20	ug/L	08/15/97	dmj
	Diethyl phthalate	ND	10	ug/L	08/15/97	dmj
	Dimethyl phthalate	ND	10	ug/L	08/15/97	dmj
	Di-n-butyl phthalate	ND	10	ug/L	08/15/97	dmj

The analytical results, opinions or interpretations contained in this report are based upon information and material supplied by the client for whose exclusive and confidential use this report has been made. The analytical results, opinions or interpretations expressed represent the best judgment of Core Laboratories. Core Laboratories, however, makes no warranty or representation, express or implied, of any type, and expressly disclaims same as to the productivity, proper operations or profitableness of any oil, gas, coal or other mineral property, well or sand in connection with which such report is used or relied upon for any reason whatsoever. This report shall not be reproduced, in whole or in part, without the written approval of Core Laboratories.

CORE LABORATORIES

LABORATORY TEST RESULTS

Job Number: 972077 Date: 08/21/97

CUSTOMER: Daniel B. Stephens & Associates PROJECT: 6033.2 ATTN: Bob Marley

Customer Sample ID: MW-11
Date Sampled.....: 07/30/97
Time Sampled.....: 14:20
Sample Matrix.....: Water

Laboratory Sample ID: 972077-2
Date Received.....: 07/31/97
Time Received.....: 09:05

TEST METHOD	PARAMETER/TEST DESCRIPTION	SAMPLE RESULT	REPORTING LIMIT	UNITS	DATE	TECH
	Di-n-octyl phthalate	ND	10	ug/L	08/15/97	dmj
	2,4-Dinitrotoluene	ND	10	ug/L	08/15/97	dmj
	2,6-Dinitrotoluene	ND	10	ug/L	08/15/97	dmj
	Fluoranthene	ND	10	ug/L	08/15/97	dmj
	Fluorene	ND	10	ug/L	08/15/97	dmj
	Hexachlorobenzene	ND	10	ug/L	08/15/97	dmj
	Hexachlorobutadiene	ND	10	ug/L	08/15/97	dmj
	Hexachlorocyclopentadiene	ND	10	ug/L	08/15/97	dmj
	Hexachloroethane	ND	10	ug/L	08/15/97	dmj
	Indeno(1,2,3-cd)pyrene	ND	10	ug/L	08/15/97	dmj
	Isophorone	ND	10	ug/L	08/15/97	dmj
	2-Methylnaphthalene	ND	10	ug/L	08/15/97	dmj
	Naphthalene	ND	10	ug/L	08/15/97	dmj
	o-Nitroaniline	ND	50	ug/L	08/15/97	dmj
	m-Nitroaniline	ND	50	ug/L	08/15/97	dmj
	p-Nitroaniline	ND	50	ug/L	08/15/97	dmj
	Nitrobenzene	ND	10	ug/L	08/15/97	dmj
	n-Nitrosodi-n-propylamine	ND	10	ug/L	08/15/97	dmj
	n-Nitrosodiphenylamine	ND	10	ug/L	08/15/97	dmj
	Phenanthrene	ND	10	ug/L	08/15/97	dmj
	Pyrene	ND	10	ug/L	08/15/97	dmj
	1,2,4-Trichlorobenzene	ND	10	ug/L	08/15/97	dmj
	Benzoic acid	ND	50	ug/L	08/15/97	dmj
	4-Chloro-3-methylphenol	ND	10	ug/L	08/15/97	dmj
	2-Chlorophenol	ND	10	ug/L	08/15/97	dmj
	2,4-Dichlorophenol	ND	10	ug/L	08/15/97	dmj
	2,4-Dimethylphenol	ND	10	ug/L	08/15/97	dmj
	2,4-Dinitrophenol	ND	50	ug/L	08/15/97	dmj
	2-Methyl-4,6-dinitrophenol	ND	50	ug/L	08/15/97	dmj
	2-Methylphenol (o-cresol)	ND	10	ug/L	08/15/97	dmj
	4-Methylphenol (p-cresol)	ND	10	ug/L	08/15/97	dmj
	2-Nitrophenol	ND	10	ug/L	08/15/97	dmj
	4-Nitrophenol	ND	50	ug/L	08/15/97	dmj
	Pentachlorophenol	ND	50	ug/L	08/15/97	dmj
	Phenol	ND	10	ug/L	08/15/97	dmj
	2,4,5-Trichlorophenol	ND	10	ug/L	08/15/97	dmj
	2,4,6-Trichlorophenol	ND	10	ug/L	08/15/97	dmj
SW-846 8240	Volatile Organics					
	Acetone	ND	100	ug/L	08/11/97	vdt
	Benzene	ND	1	ug/L	08/11/97	vdt
	Bromodichloromethane	ND	5	ug/L	08/11/97	vdt
	Bromoform	ND	5	ug/L	08/11/97	vdt
	Bromomethane	ND	10	ug/L	08/11/97	vdt
	Methyl ethyl ketone (2-Butanone)	ND	100	ug/L	08/11/97	vdt
	Carbon disulfide	ND	5	ug/L	08/11/97	vdt
	Carbon tetrachloride	ND	5	ug/L	08/11/97	vdt
	Chlorobenzene	ND	5	ug/L	08/11/97	vdt
	Chloroethane	ND	10	ug/L	08/11/97	vdt

The analytical results, opinions or interpretations contained in this report are based upon information and material supplied by the client for whose exclusive and confidential use this report has been made. The analytical results, opinions or interpretations expressed represent the best judgment of Core Laboratories. Core Laboratories, however, makes no warranty or representation, express or implied, of any type, and expressly disclaims same as to the productivity, proper operations or profitableness of any oil, gas, coal or other mineral property, well or sand in connection with which such report is used or relied upon for any reason whatsoever. This report shall not be reproduced, in whole or in part, without the written approval of Core Laboratories.

CORE LABORATORIES

LABORATORY TEST RESULTS

Job Number: 972077 Date: 08/21/97

CUSTOMER: Daniel B. Stephens & Associates PROJECT: 6033.2 ATTN: Bob Marley

Customer Sample ID: MW-11
Date Sampled.....: 07/30/97
Time Sampled.....: 14:20
Sample Matrix.....: Water

Laboratory Sample ID: 972077-2
Date Received.....: 07/31/97
Time Received.....: 09:05

TEST METHOD	PARAMETER/TEST DESCRIPTION	SAMPLE RESULT	REPORTING LIMIT	UNITS	DATE	TECH
	2-Chloroethylvinyl ether	ND	10	ug/L	08/11/97	vdt
	Chloroform	ND	5	ug/L	08/11/97	vdt
	Chloromethane	ND	10	ug/L	08/11/97	vdt
	Dibromochloromethane	ND	5	ug/L	08/11/97	vdt
	1,1-Dichloroethane	ND	5	ug/L	08/11/97	vdt
	1,2-Dichloroethane	ND	5	ug/L	08/11/97	vdt
	1,1-Dichloroethene	ND	5	ug/L	08/11/97	vdt
	trans-1,2-Dichloroethene	ND	5	ug/L	08/11/97	vdt
	1,2-Dichloropropane	ND	5	ug/L	08/11/97	vdt
	cis-1,3-Dichloropropene	ND	5	ug/L	08/11/97	vdt
	trans-1,3-Dichloropropene	ND	5	ug/L	08/11/97	vdt
	Ethylbenzene	ND	5	ug/L	08/11/97	vdt
	2-Hexanone	ND	50	ug/L	08/11/97	vdt
	Methylene chloride	ND	5	ug/L	08/11/97	vdt
	4-Methyl-2-pentanone (MIBK)	ND	50	ug/L	08/11/97	vdt
	Styrene	ND	5	ug/L	08/11/97	vdt
	1,1,2,2-Tetrachloroethane	ND	5	ug/L	08/11/97	vdt
	Tetrachloroethene	ND	5	ug/L	08/11/97	vdt
	Toluene	ND	5	ug/L	08/11/97	vdt
	1,1,1-Trichloroethane	ND	5	ug/L	08/11/97	vdt
	1,1,2-Trichloroethane	ND	5	ug/L	08/11/97	vdt
	Trichloroethene	ND	5	ug/L	08/11/97	vdt
	Vinyl acetate	ND	50	ug/L	08/11/97	vdt
	Vinyl chloride	ND	10	ug/L	08/11/97	vdt
	Xylenes (total)	ND	5	ug/L	08/11/97	vdt

The analytical results, opinions or interpretations contained in this report are based upon information and material supplied by the client for whose exclusive and confidential use this report has been made. The analytical results, opinions or interpretations expressed represent the best judgment of Core Laboratories. Core Laboratories, however, makes no warranty or representation, express or implied, of any type, and expressly disclaims same as to the productivity, proper operations or profitableness of any oil, gas, coal or other mineral property, well or sand in connection with which such report is used or relied upon for any reason whatsoever. This report shall not be reproduced, in whole or in part, without the written approval of Core Laboratories.

CORE LABORATORIES

QUALITY CONTROL RESULTS

Job Number: 972077 Date: 08/21/97

CUSTOMER: Daniel B. Stephens & Associates PROJECT: 6033.2 ATTN: Bob Marley

Test Method.....: EPA 325.2 Batch.....: 24207 Analyst...: lmj
Method Description.: Chloride (Colorimetric, AA II) Units.....: mg/L
Parameter.....: Chloride

QC	Lab ID	Reagent	QC Result	QC Result	True Value	Orig. Value	Calc. Result	*	Limits	Date/Time
ICL		G970728A	81.65230		80.0		102.1	%	90-110	07/31/97 1300
LCS		G961204B	9.48921		10.0		94.9	%	80-120	07/31/97 1302
ICB			0.34851						0.5	07/31/97 1303
MD	972068-1		12.19745			12.53421	2.7	R	20	07/31/97 1310
MS	972068-1	G970509A	62.49788		50.000000	12.53421	99.9	%	75-125	07/31/97 1312
CCV		G970509E	81.25195		80.0		101.6	%	90-110	07/31/97 1324
CCB			0.34851						0.5	07/31/97 1326
MD	972068-8		0.34851			0.34851	0.00000	A	0.50000	07/31/97 1331
MS	972068-8	G970509A	51.89605		50.000000	0.34851	103.1	%	75-125	07/31/97 1333
CCV		G970509E	81.25195		80.0		101.6	%	90-110	07/31/97 1347
CCB			0.34851						0.5	07/31/97 1349
LCS		G970728A	81.80273		80.0		102.3	%	80-120	07/31/97 1352
CCV		G970509E	83.26514		80.0		104.1	%	90-110	07/31/97 1359
CCB			0.34851						0.5	07/31/97 1401
CCV		G970509E	82.55725		80.0		103.2	%	90-110	07/31/97 1412
CCB			0.34851						0.5	07/31/97 1413

Test Method.....: EPA 353.2 Batch.....: 24211 Analyst...: lmj
Method Description.: Nitrogen, NO2, NO3 (Auto Cd Red.) Units.....: mg/L
Parameter.....: Nitrogen, Nitrate as N (NO3-N)

QC	Lab ID	Reagent	QC Result	QC Result	True Value	Orig. Value	Calc. Result	*	Limits	Date/Time
ICL		G970502A	1.00		1.000000		100.0	%	90-110	07/31/97 0830
ICB			0.00						0.1	07/31/97 0842
MD	972073-1		4.88			4.97	1.8	R	20	07/31/97 0854
MS	972073-3	G961111B	2.37		1.000000	1.43	94.0	%	75-125	07/31/97 0918
MD	972068-1		0.04			0.04	0.00	A	0.10	07/31/97 0936
MS	972068-1	G961111B	1.08		1.000000	0.04	104.0	%	75-125	07/31/97 0942
CCV		G961111B	2.04		2.000000		102.0	%	90-110	07/31/97 0954
CCB			0.00						0.1	07/31/97 1006
CCV		G961111B	2.04		2.000000		102.0	%	90-110	07/31/97 1106
CCB			0.00						0.1	07/31/97 1118
LCS		G970502A	1.02		1.000000		102.0	%	80-120	07/31/97 1124
CCV		G961111B	2.04		2.000000		102.0	%	90-110	07/31/97 1148
CCB			0.00						0.1	07/31/97 1200

Test Method.....: EPA 353.2 Batch.....: 24211 Analyst...: lmj
Method Description.: Nitrogen, NO2, NO3 (Auto Cd Red.) Units.....: mg/L
Parameter.....: Nitrogen, Nitrite as N (NO2-N)

QC	Lab ID	Reagent	QC Result	QC Result	True Value	Orig. Value	Calc. Result	*	Limits	Date/Time
ICL		G961029A	1.05		1.000000		105.0	%	90-110	07/31/97 0836
ICB			0.00						0.01	07/31/97 0842
MD	972073-1		0.03			0.02	0.01	A	0.01	07/31/97 0854
MS	972073-1	G970403A	1.15		1.000000	0.02	113.0	%	75-125	07/31/97 0900
MD	972068-1		0.00			0.00	0.00	A	0.01	07/31/97 0936
MS	972068-1	G970403A	1.10		1.000000	0.00	110.0	%	75-125	07/31/97 0948
CCV		G970403A	2.17		2.000000		108.5	%	90-110	07/31/97 1000
			0.00						0.01	07/31/97 1006

* %-% REC R-RPD A-ABS Diff. D-% Diff.

The analytical results, opinions or interpretations contained in this report are based upon information and material supplied by the client for whose exclusive and confidential use this report has been made. The analytical results, opinions or interpretations expressed represent the best judgment of Core Laboratories. Core Laboratories, however, makes no warranty or representation, express or implied, of any type, and expressly disclaims same as to the productivity, proper operations or profitableness of any oil, gas, coal or other mineral, property, well or sand in connection with which such report is used or relied upon for any reason whatsoever. This report shall not be reproduced, in whole or in part, without the written approval of Core Laboratories.

CORE LABORATORIES

QUALITY CONTROL RESULTS

Job Number: 972077 Date: 08/21/97

CUSTOMER: Daniel B. Stephens & Associates PROJECT: 6033.2 ATTN: Bob Marley

Test Method.....: EPA 353.2 Batch.....: 24211 Analyst...: lmj
Method Description.: Nitrogen, NO2, NO3 (Auto Cd Red.) Units.....: mg/L
Parameter.....: Nitrogen, Nitrite as N (NO2-N)

QC	Lab ID	Reagent	QC Result	QC Result	True Value	Orig. Value	Calc. Result	*	Limits	Date/Time
CCV		G970403A	2.16		2.000000		108.0	%	90-110	07/31/97 1112
CCB			0.00						0.01	07/31/97 1118
LCS		G961029A	1.07		1.000000		107.0	%	80-120	07/31/97 1130
CCV		G970403A	2.14		2.000000		107.0	%	90-110	07/31/97 1154
CCB			0.00						0.01	07/31/97 1200

Test Method.....: EPA 160.1 Batch.....: 24257 Analyst...: mjf
Method Description.: Solids, Total Dissolved (TDS) Units.....: mg/L
Parameter.....: Solids, Total Dissolved (TDS)

QC	Lab ID	Reagent	QC Result	QC Result	True Value	Orig. Value	Calc. Result	*	Limits	Date/Time
MB			0						10	07/31/97 1450
LCS		G970725B	504		500		100.8	%	80-120	07/31/97 1450
MD	972075-1		12540			12720	1.4	R	20	07/31/97 1450
MD	972075-2		10380			10470	0.9	R	20	07/31/97 1450

Test Method.....: EPA 375.2 Batch.....: 24342 Analyst...: lmj
Method Description.: Sulfate (Automated MTB, AAII) Units.....: mg/L
Parameter.....: Sulfate (SO4)

QC	Lab ID	Reagent	QC Result	QC Result	True Value	Orig. Value	Calc. Result	*	Limits	Date/Time
ICL		G970113	51.00170		50.0		102.0	%	90-110	08/04/97 1411
ICB			6.06209						10	08/04/97 1414
MD	962987-40		185.11566			182.66295	1.3	R	20	08/04/97 1423
MD	970111-27		6.88330			5.59290	1.29040	A	10.00000	08/04/97 1432
MS	970111-27	G970522A	44.83884		50.000000	5.59290	78.5	%	75-125	08/04/97 1435
CCV		G970424A	111.58910		120		93.0	%	90-110	08/04/97 1450
CCB			1.72415						10	08/04/97 1453
MD	972058-1		54.08666			47.56356	6.52310	A	10.00000	08/04/97 1517
MS	972058-1	G970522A	97.04600		50.000000	47.56356	99.0	%	75-125	08/04/97 1520
CCV		G970424A	113.39567		120		94.5	%	90-110	08/04/97 1529
CCB			5.12376						10	08/04/97 1531
LCS		G970113	53.73058		50.0		107.5	%	80-120	08/04/97 1537
MD	972068-1		42.94446			44.24675	1.30229	A	10.00000	08/04/97 1549
MS	972068-1	G970522A	81.83842		50.000000	44.24675	75.2	%	75-125	08/04/97 1552
CCV		G970424A	109.06129		120		90.9	%	90-110	08/04/97 1607
CCB			1.72415						10	08/04/97 1610
MD	972085-1		77.41869			72.16911	7.0	R	20	08/04/97 1634
MS	972085-1	G970522A	116.16732		50.000000	72.16911	88.0	%	75-125	08/04/97 1637
CCV		G970424A	110.38518		120		92.0	%	90-110	08/04/97 1646
CCB			2.66169						10	08/04/97 1649

* %-% REC R-RPD A-ABS Diff. D-% Diff.

The analytical results, opinions or interpretations contained in this report are based upon information and material supplied by the client for whose exclusive and confidential use this report has been made. The analytical results, opinions or interpretations expressed represent the best judgment of Core Laboratories. Core Laboratories, however, makes no warranty or representation, express or implied, as any type, and expressly disclaims same as to the productivity, proper operations or profitableness of any oil, gas, coal or other mineral, property, well or sand in connection with which such report is used or relied upon for any reason whatsoever. This report shall not be reproduced, in whole or in part, without the written approval of Core Laboratories.

CORE LABORATORIES

QUALITY CONTROL RESULTS

Job Number: 972077 Date: 08/21/97

CUSTOMER: Daniel B. Stephens & Associates PROJECT: 6033.2 ATTN: Bob Marley

Test Method.....: SW-846 6010A Batch.....: 24391 Analyst...: gag
Method Description.: Metals Analysis (ICAP Trace) Units.....: mg/L
Parameter.....: Arsenic (As)

QC	Lab ID	Reagent	QC Result	QC Result	True Value	Orig. Value	Calc. Result	*	Limits	Date/Time
ICV		970508T	1.93870		2.00		96.9	%	90-110	08/06/97 0916
ICB		970714T	0.00087						0.01	08/06/97 0929
ISB		970708X	0.90644		1.000		90.6	%	80-120	08/06/97 0935
ISB		970716WW	1.01169		1.000		101.2	%	80-120	08/06/97 0943
MB		0805	0.00284						0.01	08/06/97 1002
MB		0805	0.00296						0.01	08/06/97 1007
LCS		970709H	0.94653		1.00		94.7	%	80-120	08/06/97 1010
LCD		970709H	0.96982	0.94653	1.00		97.0	%	80-120	08/06/97 1015
							2.4	R	20	
CCV		970716T	2.36461		2.5		94.6	%	90-110	08/06/97 1041
CCB		970714T	0.00180						0.01	08/06/97 1044
MS	972090-1	970723Z	1.02454		1.000	0.01286	101.2	%	80-120	08/06/97 1056
MD	972090-1		0.01396			0.01286	0.00110	A	0.01000	08/06/97 1059
CCV		970716T	2.40386		2.5		96.2	%	90-110	08/06/97 1135
CCB		970714T	-0.00091						0.01	08/06/97 1153
MS	972064-1	970723Z	0.94070		1.000	-0.00132	94.2	%	80-120	08/06/97 1208
CCV		970716T	2.41489		2.5		96.6	%	90-110	08/06/97 1245
CCB		970714T	-0.00060						0.01	08/06/97 1301
	972085-1	970723Z	1.02439		1.000	0.00110	102.3	%	80-120	08/06/97 1351
CCV		970716T	2.36130		2.5		94.5	%	90-110	08/06/97 1414
CCB		970714T	0.00089						0.01	08/06/97 1423
MD	972086-1		0.00224			0.00110	0.00114	A	0.01000	08/06/97 1431
CCV		970716T	2.39654		2.5		95.9	%	90-110	08/06/97 1538
CCB		970714T	0.00016						0.01	08/06/97 1557
MB		0731	0.00016						0.01	08/06/97 1620
LCS		970709H	0.93975		1.00		94.0	%	80-120	08/06/97 1623
CCV		970716T	2.38098		2.5		95.2	%	90-110	08/06/97 1652
CCB		970714T	-0.00021						0.01	08/06/97 1703
CCV		970716T	2.39742		2.5		95.9	%	90-110	08/06/97 1817
CCB		970714T	0.00177						0.01	08/06/97 1823
MS	972028-11	970723Z	0.90130		1.000	0.00597	89.5	%	80-120	08/06/97 1831
CCV		970716T	2.36758		2.5		94.7	%	90-110	08/06/97 1901
CCB		970714T	0.00496						0.01	08/06/97 1905
CCV		970716T	2.32099		2.5		92.8	%	90-110	08/06/97 1948
CCB		970714T	0.00296						0.01	08/06/97 1952
CCV		970716T	2.31371		2.5		92.5	%	90-110	08/06/97 2035
CCB		970714T	0.00206						0.01	08/06/97 2043
CCV		970716T	2.36247		2.5		94.5	%	90-110	08/06/97 2152
CCB		970714T	0.00210						0.01	08/06/97 2204
CCV		970716T	2.41794		2.5		96.7	%	90-110	08/06/97 2309
CCB		970714T	0.00487						0.01	08/06/97 2316
MD	972023-14		1.21400			1.20651	0.6	R	20	08/06/97 2320
PDS	972023-15	970723Z	2.04128		1.000	1.18615	85.5	%	75-125	08/06/97 2331
CCV		970716T	2.39772		2.5		95.9	%	90-110	08/06/97 2354
CCB		970714T	0.00276						0.01	08/06/97 2359
ISB		970708X	0.90136		1.000		90.1	%	80-120	08/07/97 0029
CCV		970716T	2.33966		2.5		93.6	%	90-110	08/07/97 0040
CCB		970714T	0.00160						0.01	08/07/97 0046
ISB		970716WW	0.98165		1.000		98.2	%	80-120	08/07/97 0051
CCV		970716T	2.33640		2.5		93.5	%	90-110	08/07/97 0100
CCB		970714T	0.00458						0.01	08/07/97 0103

* %-% REC R-RPD A-ABS Diff. D-% Diff.

The analytical results, opinions or interpretations contained in this report are based upon information and material supplied by the client for whose exclusive and confidential use this report has been made. The analytical results, opinions or interpretations expressed represent the best judgment of Core Laboratories. Core Laboratories, however, makes no warranty or representation, express or implied, of any type, and expressly disclaims same as to the productivity, proper operations or profitableness of any oil, gas, coal or other mineral property, well or sand in connection with which such report is used or relied upon for any reason whatsoever. This report shall not be reproduced, in whole or in part, without the written approval of Core Laboratories.

CORE LABORATORIES

QUALITY CONTROL RESULTS

Job Number: 972077 Date: 08/21/97

CUSTOMER: Daniel B. Stephens & Associates PROJECT: 6033.2 ATTN: Bob Marley

Test Method.....: SW-846 6010A Batch.....: 24391 Analyst...: gag
Method Description.: Metals Analysis (ICAP Trace) Units.....: mg/L
Parameter.....: Lead (Pb)

QC	Lab ID	Reagent	QC Result	QC Result	True Value	Orig. Value	Calc. Result	*	Limits	Date/Time
ICV		970508T	1.94940		2.00		97.5	%	90-110	08/06/97 0916
ICB		970714T	0.00128						0.003	08/06/97 0929
ISB		970708X	0.89649		1.000		89.6	%	80-120	08/06/97 0935
ISB		970716WW	0.93047		1.000		93.0	%	80-120	08/06/97 0943
MB		0805	0.00266						0.003	08/06/97 1002
MB		0805	0.00144						0.003	08/06/97 1007
LCS		970709H	1.00463		1.00		100.5	%	80-120	08/06/97 1010
LCD		970709H	1.01854	1.00463	1.00		101.9	%	80-120	08/06/97 1015
							1.4	R	20	
CCV		970716T	0.96476		1.0		96.5	%	90-110	08/06/97 1041
CCB		970714T	0.00089						0.003	08/06/97 1044
MS	972090-1	970723Z	1.06859		1.000	-0.00386	107.2	%	80-120	08/06/97 1056
MD	972090-1		-0.00339			-0.00386	0.00047	A	0.00300	08/06/97 1059
CCV		970716T	0.96517		1.0		96.5	%	90-110	08/06/97 1135
CCB		970714T	-0.00079						0.003	08/06/97 1153
MS	972064-1	970723Z	0.95310		1.000	0.01450	93.9	%	80-120	08/06/97 1208
CCV		970716T	0.97457		1.0		97.5	%	90-110	08/06/97 1245
CCB		970714T	0.00012						0.003	08/06/97 1301
	972085-1	970723Z	1.13466		1.000	-0.00115	113.6	%	80-120	08/06/97 1351
		970716T	0.96577		1.0		96.6	%	90-110	08/06/97 1414
CCB		970714T	0.00110						0.003	08/06/97 1423
MD	972086-1		0.00168			-0.00019	0.00187	A	0.00300	08/06/97 1431
CCV		970716T	0.96695		1.0		96.7	%	90-110	08/06/97 1538
CCB		970714T	0.00034						0.003	08/06/97 1557
MB		0731	0.00083						0.003	08/06/97 1620
LCS		970709H	0.98558		1.00		98.6	%	80-120	08/06/97 1623
CCV		970716T	0.95787		1.0		95.8	%	90-110	08/06/97 1652
CCB		970714T	-0.00039						0.003	08/06/97 1703
CCV		970716T	0.97980		1.0		98.0	%	90-110	08/06/97 1817
CCB		970714T	-0.00061						0.003	08/06/97 1823
MS	972028-11	970723Z	0.84094		1.000	0.00116	84.0	%	80-120	08/06/97 1831
CCV		970716T	0.96266		1.0		96.3	%	90-110	08/06/97 1901
CCB		970714T	0.00058						0.003	08/06/97 1905
CCV		970716T	0.93122		1.0		93.1	%	90-110	08/06/97 1948
CCB		970714T	-0.00012						0.003	08/06/97 1952
CCV		970716T	0.92948		1.0		92.9	%	90-110	08/06/97 2035
CCB		970714T	0.00083						0.003	08/06/97 2043
CCV		970716T	0.94411		1.0		94.4	%	90-110	08/06/97 2152
CCB		970714T	0.00028						0.003	08/06/97 2204
CCV		970716T	0.95336		1.0		95.3	%	90-110	08/06/97 2309
CCB		970714T	0.00060						0.003	08/06/97 2316
MD	972023-14		-0.00095			-0.00104	0.00009	A	0.00300	08/06/97 2320
PDS	972023-15	970723Z	0.87139		1.000	-0.00246	87.4	%	75-125	08/06/97 2331
CCV		970716T	0.94493		1.0		94.5	%	90-110	08/06/97 2354
CCB		970714T	0.00046						0.003	08/06/97 2359
ISB		970708X	0.82953		1.000		83.0	%	80-120	08/07/97 0029
CCV		970716T	0.91214		1.0		91.2	%	90-110	08/07/97 0040
CCB		970714T	0.00067						0.003	08/07/97 0046
ISB		970716WW	0.88994		1.000		89.0	%	80-120	08/07/97 0051
CCV		970716T	0.91034		1.0		91.0	%	90-110	08/07/97 0100
CCB		970714T	0.00052						0.003	08/07/97 0103

* %-% REC R-RPD A-ABS Diff. D-% Diff.

The analytical results, opinions or interpretations contained in this report are based upon information and material supplied by the client for whose exclusive and confidential use this report has been made. The analytical results, opinions or interpretations expressed represent the best judgment of Core Laboratories. Core Laboratories, however, makes no warranty or representation, express or implied, of any type, and expressly disclaims same as to the productivity, proper operation or profitableness of any oil, gas, coal or other mineral property, well or sand in connection with which such report is used or relied upon for any reason whatsoever. This report shall not be reproduced, in whole or in part, without the written approval of Core Laboratories.

CORE LABORATORIES

QUALITY CONTROL RESULTS

Job Number: 972077 Date: 08/21/97

CUSTOMER: Daniel B. Stephens & Associates PROJECT: 6033.2 ATTN: Bob Marley

Test Method.....: SW-846 6010A Batch.....: 24391 Analyst...: gag
Method Description.: Metals Analysis (ICAP Trace) Units.....: mg/L
Parameter.....: Selenium (Se)

QC	Lab ID	Reagent	QC Result	QC Result	True Value	Orig. Value	Calc. Result	*	Limits	Date/Time
ICV		970508T	1.93552		2.00		96.8	%	90-110	08/06/97 0916
ICB		970714T	0.00258						0.01	08/06/97 0929
ISB		970708X	0.91282		1.000		91.3	%	80-120	08/06/97 0935
ISB		970716WW	0.91741		1.000		91.7	%	80-120	08/06/97 0943
MB		0805	0.00302						0.01	08/06/97 1002
MB		0805	0.00312						0.01	08/06/97 1007
LCS		970709H	0.87045		1.00		87.0	%	80-120	08/06/97 1010
LCD		970709H	0.87775	0.87045	1.00		87.8	%	80-120	08/06/97 1015
							0.8	R	20	
CCV		970716T	2.33913		2.5		93.6	%	90-110	08/06/97 1041
CCB		970714T	0.00197						0.01	08/06/97 1044
MS	972090-1	970723Z	0.96023		1.000	0.00877	95.1	%	80-120	08/06/97 1056
MD	972090-1		0.00670			0.00877	0.00207	A	0.01000	08/06/97 1059
CCV		970716T	2.37584		2.5		95.0	%	90-110	08/06/97 1135
CCB		970714T	-0.00175						0.01	08/06/97 1153
MS	972064-1	970723Z	0.85481		1.000	0.02980	82.5	%	80-120	08/06/97 1208
CCV		970716T	2.39618		2.5		95.8	%	90-110	08/06/97 1245
CCB		970714T	-0.00414						0.01	08/06/97 1301
`	972085-1	970723Z	0.94104		1.000	-0.00756	94.9	%	80-120	08/06/97 1351
.V		970716T	2.36639		2.5		94.7	%	90-110	08/06/97 1414
CCB		970714T	-0.00138						0.01	08/06/97 1423
MD	972086-1		-0.00310			-0.00007	0.00303	A	0.01000	08/06/97 1431
CCV		970716T	2.37354		2.5		94.9	%	90-110	08/06/97 1538
CCB		970714T	0.00166						0.01	08/06/97 1557
MB		0731	0.00514						0.01	08/06/97 1620
LCS		970709H	0.86402		1.00		86.4	%	80-120	08/06/97 1623
CCV		970716T	2.34839		2.5		93.9	%	90-110	08/06/97 1652
CCB		970714T	-0.00191						0.01	08/06/97 1703
CCV		970716T	2.38754		2.5		95.5	%	90-110	08/06/97 1817
CCB		970714T	0.00631						0.01	08/06/97 1823
MS	972028-11	970723Z	0.85510		1.000	0.00075	85.4	%	80-120	08/06/97 1831
CCV		970716T	2.33394		2.5		93.4	%	90-110	08/06/97 1901
CCB		970714T	0.00591						0.01	08/06/97 1905
CCV		970716T	2.28542		2.5		91.4	%	90-110	08/06/97 1948
CCB		970714T	0.00436						0.01	08/06/97 1952
CCV		970716T	2.27021		2.5		90.8	%	90-110	08/06/97 2035
CCB		970714T	0.00229						0.01	08/06/97 2043
CCV		970716T	2.31314		2.5		92.5	%	90-110	08/06/97 2152
CCB		970714T	0.00021						0.01	08/06/97 2204
CCV		970716T	2.42280		2.5		96.9	%	90-110	08/06/97 2309
CCB		970714T	0.00842						0.01	08/06/97 2316
MD	972023-14		0.05021			0.04989	0.00032	A	0.01000	08/06/97 2320
PDS	972023-15	970723Z	0.99917		1.000	0.05193	94.7	%	75-125	08/06/97 2331
CCV		970716T	2.39863		2.5		95.9	%	90-110	08/06/97 2354
CCB		970714T	0.00436						0.01	08/06/97 2359
ISB		970708X	0.91748		1.000		91.7	%	80-120	08/07/97 0029
CCV		970716T	2.31712		2.5		92.7	%	90-110	08/07/97 0040
CCB		970714T	0.00418						0.01	08/07/97 0046
ISB		970716WW	0.91502		1.000		91.5	%	80-120	08/07/97 0051
CCV		970716T	2.30793		2.5		92.3	%	90-110	08/07/97 0100
CCB		970714T	0.00547						0.01	08/07/97 0103

* %-% REC R-RPD A-ABS Diff. D-% Diff.

The analytical results, opinions or interpretations contained in this report are based upon information and material supplied by the client for whose exclusive and confidential use this report has been made. The analytical results, opinions or interpretations expressed represent the best judgment of Core Laboratories. Core Laboratories, however, makes no warranty or representation, express or implied, of any type, and expressly disclaims same as to the productivity, proper operations or profitableness of any oil, gas, coal or other mineral property, well or sand in connection with which such report is used or relied upon for any reason whatsoever. This report shall not be reproduced, in whole or in part, without the written approval of Core Laboratories.

CORE LABORATORIES

QUALITY CONTROL RESULTS

Job Number: 972077 Date: 08/21/97

CUSTOMER: Daniel B. Stephens & Associates PROJECT: 6033.2 ATTN: Bob Marley

Test Method.....: SW-846 6010A Batch.....: 24391 Analyst...: gag
Method Description.: Metals Analysis (ICAP) Units.....: mg/L
Parameter.....: Barium (Ba)

QC	Lab ID	Reagent	QC Result	QC Result	True Value	Orig. Value	Calc. Result	*	Limits	Date/Time
ICV		970428T	1.00830		1.00		100.8	%	90-110	08/06/97 0921
ICB		970714T	0.00000						0.001	08/06/97 0929
ISB		970708X	0.47117		0.5000		94.2	%	80-120	08/06/97 0935
ISB		970716WW	0.97411		1.000		97.4	%	80-120	08/06/97 0943
MB		0805	-0.00012						0.001	08/06/97 1002
MB		0805	-0.00003						0.001	08/06/97 1007
LCS		970709H	1.02232		1.00		102.2	%	80-120	08/06/97 1010
LCD		970709H	1.04350	1.02232	1.00		104.3	%	80-120	08/06/97 1015
							2.1	R	20	
CCV		970716T	4.72074		5.0		94.4	%	90-110	08/06/97 1041
CCB		970714T	-0.00006						0.001	08/06/97 1044
MS	972090-1	970723Z	1.68064		1.000	0.80175	87.9	%	80-120	08/06/97 1056
MD	972090-1		0.75386			0.80175	6.2	R	20	08/06/97 1059
CCV		970716T	4.80832		5.0		96.2	%	90-110	08/06/97 1135
CCB		970714T	0.00016						0.001	08/06/97 1153
MS	972064-1	970723Z	1.13733		1.000	0.15176	98.6	%	80-120	08/06/97 1208
CCV		970716T	4.85422		5.0		97.1	%	90-110	08/06/97 1245
CCB		970714T	0.00009						0.001	08/06/97 1301
`	972085-1	970723Z	1.07325		1.000	0.07370	100.0	%	80-120	08/06/97 1351
.V		970716T	4.85117		5.0		97.0	%	90-110	08/06/97 1414
CCB		970714T	0.00011						0.001	08/06/97 1423
MD	972086-1		0.08782			0.08750	0.4	R	20	08/06/97 1431
CCV		970716T	4.84991		5.0		97.0	%	90-110	08/06/97 1538
CCB		970714T	0.00011						0.001	08/06/97 1557
MB		0731	-0.00011						0.001	08/06/97 1620
LCS		970709H	1.03318		1.00		103.3	%	80-120	08/06/97 1623
CCV		970716T	4.80350		5.0		96.1	%	90-110	08/06/97 1652
CCB		970714T	-0.00005						0.001	08/06/97 1703
CCV		970716T	4.81939		5.0		96.4	%	90-110	08/06/97 1817
CCB		970714T	-0.00011						0.001	08/06/97 1823
MS	972028-11	970723Z	2.71873		1.000	1.81039	90.8	%	80-120	08/06/97 1831
CCV		970716T	4.78669		5.0		95.7	%	90-110	08/06/97 1901
CCB		970714T	0.00005						0.001	08/06/97 1905
CCV		970716T	4.68563		5.0		93.7	%	90-110	08/06/97 1948
CCB		970714T	0.00002						0.001	08/06/97 1952
CCV		970716T	4.65854		5.0		93.2	%	90-110	08/06/97 2035
CCB		970714T	-0.00002						0.001	08/06/97 2043
CCV		970716T	4.82292		5.0		96.5	%	90-110	08/06/97 2152
CCB		970714T	-0.00006						0.001	08/06/97 2204
CCV		970716T	4.88024		5.0		97.6	%	90-110	08/06/97 2309
CCB		970714T	0.00006						0.001	08/06/97 2316
MD	972023-14		0.00473			0.00476	0.00003	A	0.00100	08/06/97 2320
PDS	972023-15	970723Z	0.96216		1.000	0.00660	95.6	%	75-125	08/06/97 2331
CCV		970716T	4.89843		5.0		98.0	%	90-110	08/06/97 2354
CCB		970714T	0.00000						0.001	08/06/97 2359
ISB		970708X	0.47130		0.5000		94.3	%	80-120	08/07/97 0029
CCV		970716T	4.81418		5.0		96.3	%	90-110	08/07/97 0040
CCB		970714T	0.00009						0.001	08/07/97 0046
ISB		970716WW	1.00161		1.000		100.2	%	80-120	08/07/97 0051
CCV		970716T	4.81210		5.0		96.2	%	90-110	08/07/97 0100
CCB		970714T	-0.00005						0.001	08/07/97 0103

* %-% REC R-RPD A-ABS Diff. D-% Diff.

The analytical results, opinions or interpretations contained in this report are based upon information and material supplied by the client for whose exclusive and confidential use this report has been made. The analytical results, opinions or interpretations expressed represent the best judgment of Core Laboratories. Core Laboratories, however, makes no warranty or representation, express or implied, of any type, and expressly disclaims same as to the productivity, proper operations or profitableness of any oil, gas, coal or other mineral, property, well or sand in connection with which such report is used or relied upon for any reason whatsoever. This report shall not be reproduced, in whole or in part, without the written approval of Core Laboratories.

CORE LABORATORIES

QUALITY CONTROL RESULTS

Job Number: 972077 Date: 08/21/97

CUSTOMER: Daniel B. Stephens & Associates PROJECT: 6033.2 ATTN: Bob Marley

Test Method.....: SW-846 6010A Batch.....: 24391 Analyst...: gag
Method Description.: Metals Analysis (ICAP) Units.....: mg/L
Parameter.....: Cadmium (Cd)

QC	Lab ID	Reagent	QC Result	QC Result	True Value	Orig. Value	Calc. Result	*	Limits	Date/Time
ICV		970508T	1.98280		2.00		99.1	%	90-110	08/06/97 0916
ICB		970714T	-0.00029						0.0006	08/06/97 0929
ISB		970708X	0.88210		1.000		88.2	%	80-120	08/06/97 0935
ISB		970716WW	0.94967		1.000		95.0	%	80-120	08/06/97 0943
MB		0805	0.00040						0.0006	08/06/97 1002
MB		0805	0.00013						0.0006	08/06/97 1007
LCS		970709H	1.01240		1.00		101.2	%	80-120	08/06/97 1010
LCD		970709H	1.03384	1.01240	1.00		103.4	%	80-120	08/06/97 1015
							2.1	R	20	
CCV		970716T	0.97720		1.0		97.7	%	90-110	08/06/97 1041
CCB		970714T	-0.00020						0.0006	08/06/97 1044
MS	972090-1	970723Z	1.09814		1.000	0.01839	108.0	%	80-120	08/06/97 1056
MD	972090-1		0.01991			0.01839	7.9	R	20	08/06/97 1059
CCV		970716T	0.97807		1.0		97.8	%	90-110	08/06/97 1135
CCB		970714T	-0.00009						0.0006	08/06/97 1153
MS	972064-1	970723Z	0.94981		1.000	0.00274	94.7	%	80-120	08/06/97 1208
CCV		970716T	0.98963		1.0		99.0	%	90-110	08/06/97 1245
CCB		970714T	-0.00014						0.0006	08/06/97 1301
	972085-1	970723Z	1.10964		1.000	-0.00000	111.0	%	80-120	08/06/97 1351
✓		970716T	0.96398		1.0		96.4	%	90-110	08/06/97 1414
CCB		970714T	0.00016						0.0006	08/06/97 1423
MD	972086-1		-0.00002			0.00018	0.00020	A	0.00060	08/06/97 1431
CCV		970716T	0.98318		1.0		98.3	%	90-110	08/06/97 1538
CCB		970714T	0.00018						0.0006	08/06/97 1557
MB		0731	0.00038						0.0006	08/06/97 1620
LCS		970709H	0.98836		1.00		98.8	%	80-120	08/06/97 1623
CCV		970716T	0.97197		1.0		97.2	%	90-110	08/06/97 1652
CCB		970714T	0.00017						0.0006	08/06/97 1703
CCV		970716T	0.99785		1.0		99.8	%	90-110	08/06/97 1817
CCB		970714T	0.00009						0.0006	08/06/97 1823
MS	972028-11	970723Z	0.83581		1.000	0.00215	83.4	%	80-120	08/06/97 1831
CCV		970716T	0.97847		1.0		97.8	%	90-110	08/06/97 1901
CCB		970714T	0.00011						0.0006	08/06/97 1905
CCV		970716T	0.95017		1.0		95.0	%	90-110	08/06/97 1948
CCB		970714T	-0.00002						0.0006	08/06/97 1952
CCV		970716T	0.94581		1.0		94.6	%	90-110	08/06/97 2035
CCB		970714T	0.00016						0.0006	08/06/97 2043
CCV		970716T	0.96720		1.0		96.7	%	90-110	08/06/97 2152
CCB		970714T	0.00000						0.0006	08/06/97 2204
CCV		970716T	0.96130		1.0		96.1	%	90-110	08/06/97 2309
CCB		970714T	0.00008						0.0006	08/06/97 2316
MD	972023-14		0.01235			0.01253	1.4	R	20	08/06/97 2320
PDS	972023-15	970723Z	0.90102		1.000	0.01397	88.7	%	75-125	08/06/97 2331
CCV		970716T	0.95730		1.0		95.7	%	90-110	08/06/97 2354
CCB		970714T	0.00032						0.0006	08/06/97 2359
ISB		970708X	0.83894		1.000		83.9	%	80-120	08/07/97 0029
CCV		970716T	0.93148		1.0		93.1	%	90-110	08/07/97 0040
CCB		970714T	-0.00008						0.0006	08/07/97 0046
ISB		970716WW	0.92403		1.000		92.4	%	80-120	08/07/97 0051
CCV		970716T	0.93147		1.0		93.1	%	90-110	08/07/97 0100
CCB		970714T	-0.00009						0.0006	08/07/97 0103

* %-% REC R-RPD A-ABS Diff. D-% Diff.

The analytical results, opinions or interpretations contained in this report are based upon information and material supplied by the client for whose exclusive and confidential use this report has been made. The analytical results, opinions or interpretations expressed represent the best judgment of Core Laboratories. Core Laboratories, however, makes no warranty or representation, express or implied, of any type, and expressly disclaims same as to the productivity, proper operations or profitableness of any oil, gas, coal or other mineral property, well or sand in connection with which such report is used or relied upon for any reason whatsoever. This report shall not be reproduced, in whole or in part, without the written approval of Core Laboratories.

CORE LABORATORIES

QUALITY CONTROL RESULTS

Job Number: 972077 Date: 08/21/97

CUSTOMER: Daniel B. Stephens & Associates PROJECT: 6033.2 ATTN: Bob Marley

Test Method.....: SW-846 6010A Batch.....: 24391 Analyst...: gag
Method Description.: Metals Analysis (ICAP) Units.....: mg/L
Parameter.....: Calcium (Ca)

QC	Lab ID	Reagent	QC Result	QC Result	True Value	Orig. Value	Calc. Result	*	Limits	Date/Time
ICV		970410Z	106.46821		100.0		106.5	%	90-110	08/06/97 0924
ICB		970714T	0.00897						0.1	08/06/97 0929
ISA		970708W	482.65258		500.0		96.5	%	80-120	08/06/97 0932
ISB		970708X	466.31307		500.0		93.3	%	80-120	08/06/97 0935
ISB		970716WW	51.35001		50.000		102.7	%	80-120	08/06/97 0943
MB		0805	0.00267						0.1	08/06/97 1002
MB		0805	0.00353						0.1	08/06/97 1007
LCS		970602Y	106.00880		100.000000		106.0	%	80-120	08/06/97 1030
CCV		970701T	102.51208		100.00		102.5	%	90-110	08/06/97 1038
CCB		970714T	0.00801						0.1	08/06/97 1044
LCD		970602Y	107.62311	106.00880	100.000000		107.6	%	80-120	08/06/97 1047
							1.5	R	20	
CCV		970701T	98.11713		100.00		98.1	%	90-110	08/06/97 1134
CCB		970714T	0.00203						0.1	08/06/97 1153
MS	972064-1	970723Z	183.14772		50.000	129.88204	106.5	%	80-120	08/06/97 1208
CCV		970701T	95.38818		100.00		95.4	%	90-110	08/06/97 1241
CCB		970714T	0.00274						0.1	08/06/97 1301
MS	972085-1	970723Z	128.98936		50.000	70.39356	117.2	%	80-120	08/06/97 1351
		970806T	97.23531		100.00		97.2	%	90-110	08/06/97 1411
		970714T	0.00107						0.1	08/06/97 1423
MD	972086-1		89.70187			89.40618	0.3	R	20	08/06/97 1431
CCV		970806T	99.43820		100.00		99.4	%	90-110	08/06/97 1533
CCB		970714T	0.00075						0.1	08/06/97 1557
MB		0731	-0.00227						0.1	08/06/97 1620
LCS		970602Y	107.54474		100.000000		107.5	%	80-120	08/06/97 1628
CCV		970806T	103.37181		100.00		103.4	%	90-110	08/06/97 1647
CCB		970714T	0.00378						0.1	08/06/97 1703
CCV		970806T	101.51072		100.00		101.5	%	90-110	08/06/97 1814
CCB		970714T	0.00972						0.1	08/06/97 1823
CCV		970806T	103.71145		100.00		103.7	%	90-110	08/06/97 1859
CCB		970714T	0.01050						0.1	08/06/97 1905
CCV		970806T	101.50258		100.00		101.5	%	90-110	08/06/97 1941
CCB		970714T	0.00973						0.1	08/06/97 1952
CCV		970806T	100.91536		100.00		100.9	%	90-110	08/06/97 2031
CCB		970714T	0.00976						0.1	08/06/97 2043
CCV		970806T	102.28874		100.00		102.3	%	90-110	08/06/97 2151
CCB		970714T	-0.00189						0.1	08/06/97 2204
CCV		970806T	100.49151		100.00		100.5	%	90-110	08/06/97 2300
CCB		970714T	-0.01119						0.1	08/06/97 2316
MD	972023-14		1.86003			1.86302	0.2	R	20	08/06/97 2320
PDS	972023-15	970723Z	50.06791		50.000	1.84780	96.4	%	75-125	08/06/97 2331
CCV		970806T	98.97795		100.00		99.0	%	90-110	08/06/97 2349
CCB		970714T	-0.01737						0.1	08/06/97 2359
ISA		970708W	467.62759		500.0		93.5	%	80-120	08/07/97 0026
ISB		970708X	448.10415		500.0		89.6	%	80-120	08/07/97 0029
CCV		970806T	96.05061		100.00		96.1	%	90-110	08/07/97 0039
CCB		970714T	-0.01614						0.1	08/07/97 0046
ISB		970716WW	49.60427		50.000		99.2	%	80-120	08/07/97 0051
CCV		970806T	96.66745		100.00		96.7	%	90-110	08/07/97 0058
CCB		970714T	-0.01921						0.1	08/07/97 0103

* %-% REC R-RPD A-ABS Diff. D-% Diff.

The analytical results, opinions or interpretations contained in this report are based upon information and material supplied by the client for whose exclusive and confidential use this report has been made. The analytical results, opinions or interpretations expressed represent the best judgment of Core Laboratories. Core Laboratories, however, makes no warranty or representation, express or implied, of any type, and expressly disclaims same as to the productivity, proper operations or profitableness of any oil, gas, coal or other mineral property, well or sand in connection with which such report is used or relied upon for any reason whatsoever. This report shall not be reproduced, in whole or in part, without the written approval of Core Laboratories.

CORE LABORATORIES

QUALITY CONTROL RESULTS

Job Number: 972077 Date: 08/21/97

CUSTOMER: Daniel B. Stephens & Associates PROJECT: 6033.2 ATTN: Bob Marley

Test Method.....: SW-846 6010A Batch.....: 24391 Analyst...: gag
Method Description.: Metals Analysis (ICAP) Units.....: mg/L
Parameter.....: Chromium (Cr)

QC	Lab ID	Reagent	QC Result	QC Result	True Value	Orig. Value	Calc. Result	*	Limits	Date/Time
ICV		970508T	1.95719		2.00		97.9	%	90-110	08/06/97 0916
ICB		970714T	-0.00077						0.005	08/06/97 0929
ISB		970708X	0.45613		0.5000		91.2	%	80-120	08/06/97 0935
ISA		970716W	48.33296		50.000000		96.7	%	80-120	08/06/97 0939
ISB		970716WW	44.61563		51.00		87.5	%	80-120	08/06/97 0943
MB		0805	0.00084						0.005	08/06/97 1002
MB		0805	0.00021						0.005	08/06/97 1007
LCS		970709H	1.01106		1.00		101.1	%	80-120	08/06/97 1010
LCD		970709H	1.03327	1.01106	1.00		103.3	%	80-120	08/06/97 1015
							2.2	R	20	
CCV		970716T	2.40057		2.5		96.0	%	90-110	08/06/97 1041
CCB		970714T	-0.00056						0.005	08/06/97 1044
MS	972090-1	970723Z	1.01141		1.000	0.00037	101.1	%	80-120	08/06/97 1056
MD	972090-1		0.00037			0.00037	0.00000	A	0.00500	08/06/97 1059
CCV		970716T	2.43382		2.5		97.4	%	90-110	08/06/97 1135
CCB		970714T	0.00104						0.005	08/06/97 1153
MS	972064-1	970723Z	0.94917		1.000	0.00278	94.6	%	80-120	08/06/97 1208
CCV		970716T	2.45481		2.5		98.2	%	90-110	08/06/97 1245
B		970714T	0.00043						0.005	08/06/97 1301
,	972085-1	970723Z	1.05178		1.000	0.00170	105.0	%	80-120	08/06/97 1351
CCV		970716T	2.41292		2.5		96.5	%	90-110	08/06/97 1414
CCB		970714T	0.00010						0.005	08/06/97 1423
MD	972086-1		0.00155			0.00077	0.00078	A	0.00500	08/06/97 1431
CCV		970716T	2.43834		2.5		97.5	%	90-110	08/06/97 1538
CCB		970714T	-0.00018						0.005	08/06/97 1557
MB		0731	-0.00006						0.005	08/06/97 1620
LCS		970709H	1.00287		1.00		100.3	%	80-120	08/06/97 1623
CCV		970716T	2.42336		2.5		96.9	%	90-110	08/06/97 1652
CCB		970714T	-0.00090						0.005	08/06/97 1703
CCV		970716T	2.46280		2.5		98.5	%	90-110	08/06/97 1817
CCB		970714T	-0.00084						0.005	08/06/97 1823
MS	972028-11	970723Z	0.85429		1.000	-0.00026	85.5	%	80-120	08/06/97 1831
CCV		970716T	2.43816		2.5		97.5	%	90-110	08/06/97 1901
CCB		970714T	-0.00018						0.005	08/06/97 1905
CCV		970716T	2.38016		2.5		95.2	%	90-110	08/06/97 1948
CCB		970714T	-0.00011						0.005	08/06/97 1952
CCV		970716T	2.37589		2.5		95.0	%	90-110	08/06/97 2035
CCB		970714T	0.00000						0.005	08/06/97 2043
CCV		970716T	2.41063		2.5		96.4	%	90-110	08/06/97 2152
CCB		970714T	-0.00010						0.005	08/06/97 2204
CCV		970716T	2.41154		2.5		96.5	%	90-110	08/06/97 2309
CCB		970714T	0.00053						0.005	08/06/97 2316
MD	972023-14		0.01568			0.01562	0.00006	A	0.00500	08/06/97 2320
PDS	972023-15	970723Z	0.91378		1.000	0.01618	89.8	%	75-125	08/06/97 2331
CCV		970716T	2.39566		2.5		95.8	%	90-110	08/06/97 2354
CCB		970714T	0.00032						0.005	08/06/97 2359
ISB		970708X	0.44103		0.5000		88.2	%	80-120	08/07/97 0029
CCV		970716T	2.34690		2.5		93.9	%	90-110	08/07/97 0040
CCB		970714T	-0.00085						0.005	08/07/97 0046
ISA		970716W	46.89559		50.000000		93.8	%	80-120	08/07/97 0049
ISB		970716WW	43.07633		51.00		84.5	%	80-120	08/07/97 0051
CCV		970716T	2.32762		2.5		93.1	%	90-110	08/07/97 0100
)		970714T	-0.00032						0.005	08/07/97 0103

* %-% REC R-RPD A-ABS Diff. D-% Diff.

The analytical results, opinions or interpretations contained in this report are based upon information and material supplied by the client for whose exclusive and confidential use this report has been made. The analytical results, opinions or interpretations expressed represent the best judgment of Core Laboratories. Core Laboratories, however, makes no warranty or representation, express or implied, of any type, and expressly disclaims same as to the productivity, proper operations or profitabilness of any oil, gas, coal or other mineral property, well or sand in connection with which such report is used or relied upon for any reason whatsoever. This report shall not be reproduced, in whole or in part, without the written approval of Core Laboratories.

CORE LABORATORIES

QUALITY CONTROL RESULTS

Job Number: 972077 Date: 08/21/97

CUSTOMER: Daniel B. Stephens & Associates PROJECT: 6033.2 ATTN: Bob Marley

Test Method.....: SW-846 6010A Batch.....: 24391 Analyst...: gag
Method Description.: Metals Analysis (ICAP) Units.....: mg/L
Parameter.....: Copper (Cu)

QC	Lab ID	Reagent	QC Result	QC Result	True Value	Orig. Value	Calc. Result	*	Limits	Date/Time
ICV		970508T	1.87565		2.00		93.8	%	90-110	08/06/97 0916
ICB		970714T	-0.00074						0.005	08/06/97 0929
ISB		970708X	0.46561		0.5000		93.1	%	80-120	08/06/97 0935
ISA		970716W	47.17759		50.000000		94.4	%	80-120	08/06/97 0939
ISB		970716WW	43.89344		51.00		86.1	%	80-120	08/06/97 0943
MB		0805	0.00027						0.005	08/06/97 1002
MB		0805	0.00023						0.005	08/06/97 1007
LCS		970709H	0.98760		1.000		98.8	%	80-120	08/06/97 1010
LCD		970709H	1.00711	0.98760	1.000		100.7	%	80-120	08/06/97 1015
							2.0	R	20	
CCV		970716T	2.34165		2.5		93.7	%	90-110	08/06/97 1041
CCB		970714T	-0.00038						0.005	08/06/97 1044
MS	972090-1	970723Z	0.88307		1.000	0.03193	85.1	%	80-120	08/06/97 1056
MD	972090-1		0.02882			0.03193	10.2	R	20	08/06/97 1059
CCV		970716T	2.45816		2.5		98.3	%	90-110	08/06/97 1135
CCB		970714T	0.00027						0.005	08/06/97 1153
MS	972064-1	970723Z	0.94275		1.000	0.02367	91.9	%	80-120	08/06/97 1208
CCV		970716T	2.47597		2.5		99.0	%	90-110	08/06/97 1245
3		970714T	0.00048						0.005	08/06/97 1301
	972085-1	970723Z	0.86554		1.000	0.00380	86.2	%	80-120	08/06/97 1351
CCV		970716T	2.49841		2.5		99.9	%	90-110	08/06/97 1414
CCB		970714T	0.00008						0.005	08/06/97 1423
MD	972086-1		0.03731			0.03735	0.1	R	20	08/06/97 1431
CCV		970716T	2.44783		2.5		97.9	%	90-110	08/06/97 1538
CCB		970714T	-0.00052						0.005	08/06/97 1557
MB		0731	-0.00066						0.005	08/06/97 1620
LCS		970709H	1.00775		1.000		100.8	%	80-120	08/06/97 1623
CCV		970716T	2.44174		2.5		97.7	%	90-110	08/06/97 1652
CCB		970714T	-0.00096						0.005	08/06/97 1703
CCV		970716T	2.42071		2.5		96.8	%	90-110	08/06/97 1817
CCB		970714T	-0.00020						0.005	08/06/97 1823
MS	972028-11	970723Z	0.93843		1.000	0.00874	93.0	%	80-120	08/06/97 1831
CCV		970716T	2.41472		2.5		96.6	%	90-110	08/06/97 1901
CCB		970714T	0.00064						0.005	08/06/97 1905
CCV		970716T	2.36816		2.5		94.7	%	90-110	08/06/97 1948
CCB		970714T	0.00066						0.005	08/06/97 1952
CCV		970716T	2.36379		2.5		94.6	%	90-110	08/06/97 2035
CCB		970714T	0.00076						0.005	08/06/97 2043
CCV		970716T	2.45969		2.5		98.4	%	90-110	08/06/97 2152
CCB		970714T	0.00004						0.005	08/06/97 2204
CCV		970716T	2.51462		2.5		100.6	%	90-110	08/06/97 2309
CCB		970714T	0.00057						0.005	08/06/97 2316
MD	972023-14		2.66539			2.67633	0.4	R	20	08/06/97 2320
PDS	972023-15	970723Z	1.43434		1.000	0.57552	85.9	%	75-125	08/06/97 2340
CCV		970716T	2.49352		2.5		99.7	%	90-110	08/06/97 2354
CCB		970714T	0.00004						0.005	08/06/97 2359
ISB		970708X	0.46192		0.5000		92.4	%	80-120	08/07/97 0029
CCV		970716T	2.46100		2.5		98.4	%	90-110	08/07/97 0040
CCB		970714T	0.00035						0.005	08/07/97 0046
ISA		970716W	49.07968		50.000000		98.2	%	80-120	08/07/97 0049
ISB		970716WW	44.00522		51.00		86.3	%	80-120	08/07/97 0051
CCV		970716T	2.44361		2.5		97.7	%	90-110	08/07/97 0100
		970714T	-0.00093						0.005	08/07/97 0103

* %-% REC R-RPD A-ABS Diff. D-% Diff.

The analytical results, opinions or interpretations contained in this report are based upon information and material supplied by the client for whose exclusive and confidential use this report has been made. The analytical results, opinions or interpretations expressed represent the best judgment of Core Laboratories. Core Laboratories, however, makes no warranty or representation, express or implied, of any type, and expressly disclaims same as to the productivity, proper operations or profitableness of any oil, gas, coal or other mineral property, well or sand in connection with which such report is used or relied upon for any reason whatsoever. This report shall not be reproduced, in whole or in part, without the written approval of Core Laboratories.

CORE LABORATORIES

QUALITY CONTROL RESULTS

Job Number: 972077 Date: 08/21/97

CUSTOMER: Daniel B. Stephens & Associates PROJECT: 6033.2 ATTN: Bob Marley

Test Method.....: SW-846 6010A Batch.....: 24391 Analyst...: gag
Method Description.: Metals Analysis (ICAP) Units.....: mg/L
Parameter.....: Iron (Fe)

QC	Lab ID	Reagent	QC Result	QC Result	True Value	Orig. Value	Calc. Result	*	Limits	Date/Time
ICV		970508T	2.10069		2.00		105.0	%	90-110	08/06/97 0916
ICB		970714T	0.00329						0.03	08/06/97 0929
ISA		970708W	84.46662		100		84.5	%	80-120	08/06/97 0932
ISB		970708X	81.44705		100		81.4	%	80-120	08/06/97 0935
ISB		970716WW	1.92628		2.0000		96.3	%	80-120	08/06/97 0943
MB		0805	0.00739						0.03	08/06/97 1002
MB		0805	0.01966						0.03	08/06/97 1007
LCS		970709H	1.10186		1.0000		110.2	%	80-120	08/06/97 1010
LCD		970709H	1.10079	1.10186	1.0000		110.1	%	80-120	08/06/97 1015
							0.1	R	20	
CCV		970716T	4.93109		5.0		98.6	%	90-110	08/06/97 1041
CCB		970714T	0.00901						0.03	08/06/97 1044
MS	972090-1	970723Z	2.39911		2.0000	0.39410	100.3	%	80-120	08/06/97 1056
MD	972090-1		0.43714			0.39410	10.4	R	20	08/06/97 1059
CCV		970716T	5.01929		5.0		100.4	%	90-110	08/06/97 1135
CCB		970714T	0.00567						0.03	08/06/97 1153
MS	972064-1	970723Z	1.93085		2.0000	-0.00668	96.9	%	80-120	08/06/97 1208
CCV		970716T	5.03911		5.0		100.8	%	90-110	08/06/97 1245
		970714T	-0.00854						0.03	08/06/97 1301
	972085-1	970723Z	2.16358		2.0000	-0.00074	108.2	%	80-120	08/06/97 1351
CCV		970716T	4.99533		5.0		99.9	%	90-110	08/06/97 1414
CCB		970714T	-0.00118						0.03	08/06/97 1423
MD	972086-1		0.01870			0.00618	0.01252	A	0.03000	08/06/97 1431
CCV		970716T	5.01716		5.0		100.3	%	90-110	08/06/97 1538
CCB		970714T	-0.00765						0.03	08/06/97 1557
MB		0731	-0.00277						0.03	08/06/97 1620
LCS		970709H	1.11833		1.0000		111.8	%	80-120	08/06/97 1623
CCV		970716T	5.00530		5.0		100.1	%	90-110	08/06/97 1652
CCB		970714T	-0.01113						0.03	08/06/97 1703
CCV		970716T	5.09835		5.0		102.0	%	90-110	08/06/97 1817
CCB		970714T	-0.01113						0.03	08/06/97 1823
MS	972028-11	970723Z	1.78694		2.0000	0.07223	85.7	%	80-120	08/06/97 1831
CCV		970716T	5.01369		5.0		100.3	%	90-110	08/06/97 1901
CCB		970714T	-0.00835						0.03	08/06/97 1905
CCV		970716T	4.88329		5.0		97.7	%	90-110	08/06/97 1948
CCB		970714T	-0.00069						0.03	08/06/97 1952
CCV		970716T	4.88328		5.0		97.7	%	90-110	08/06/97 2035
CCB		970714T	-0.00766						0.03	08/06/97 2043
CCV		970716T	4.96671		5.0		99.3	%	90-110	08/06/97 2152
CCB		970714T	-0.00919						0.03	08/06/97 2204
CCV		970716T	4.94201		5.0		98.8	%	90-110	08/06/97 2309
CCB		970714T	0.00061						0.03	08/06/97 2316
MD	972023-14		0.35657			0.38369	7.3	R	20	08/06/97 2320
PDS	972023-15	970723Z	2.42569		2.0000	0.69730	86.4	%	75-125	08/06/97 2331
CCV		970716T	4.90971		5.0		98.2	%	90-110	08/06/97 2354
CCB		970714T	-0.00858						0.03	08/06/97 2359
ISA		970708W	82.51493		100		82.5	%	80-120	08/07/97 0026
ISB		970708X	82.45977		100		82.5	%	80-120	08/07/97 0029
CCV		970716T	5.18013		5.0		103.6	%	90-110	08/07/97 0040
CCB		970714T	-0.00728						0.03	08/07/97 0046
ISB		970716WW	2.06058		2.0000		103.0	%	80-120	08/07/97 0051
CCV		970716T	5.17240		5.0		103.4	%	90-110	08/07/97 0100
		970714T	-0.01323						0.03	08/07/97 0103

* %-% REC R-RPD A-ABS Diff. D-% Diff.

The analytical results, opinions or interpretations contained in this report are based upon information and material supplied by the client for whose exclusive and confidential use this report has been made. The analytical results, opinions or interpretations expressed represent the best judgment of Core Laboratories. Core Laboratories, however, makes no warranty or representation, express or implied, as to any kind and expressly disclaims same as to the productivity, proper operations or profitabilities of any oil, gas, coal or other mineral property, well or sand in connection with which such report is used or relied upon for any reason whatsoever. This report shall not be reproduced, in whole or in part, without the written approval of Core Laboratories.

CORE LABORATORIES

QUALITY CONTROL RESULTS

Job Number: 972077 Date: 08/21/97

CUSTOMER: Daniel B. Stephens & Associates PROJECT: 6033.2 ATTN: Bob Marley

Test Method.....: SW-846 6010A Batch.....: 24391 Analyst...: gag
Method Description.: Metals Analysis (ICAP) Units.....: mg/L
Parameter.....: Magnesium (Mg)

QC	Lab ID	Reagent	QC Result	QC Result	True Value	Orig. Value	Calc. Result	*	Limits	Date/Time
ICV		970410Z	104.26173		100.0		104.3	%	90-110	08/06/97 0924
ICB		970714T	0.03024						0.1	08/06/97 0929
ISA		970708W	502.50585		500		100.5	%	80-120	08/06/97 0932
ISB		970708X	484.45336		500.0		96.9	%	80-120	08/06/97 0935
ISB		970716WW	50.43395		50.000		100.9	%	80-120	08/06/97 0943
MB		0805	0.02232						0.1	08/06/97 1002
MB		0805	0.02807						0.1	08/06/97 1007
LCS		970602Y	103.11963		100.000000		103.1	%	80-120	08/06/97 1030
CCV		970701T	100.49340		100.00		100.5	%	90-110	08/06/97 1038
CCB		970714T	0.03312						0.1	08/06/97 1044
LCD		970602Y	104.68299	103.11963	100.000000		104.7	%	80-120	08/06/97 1047
							1.5	R	20	
MS	972090-1	970723Z	65.42084		50.000	9.10470	112.6	%	80-120	08/06/97 1056
MD	972090-1		10.07541			9.10470	10.1	R	20	08/06/97 1059
CCV		970701T	99.31323		100.00		99.3	%	90-110	08/06/97 1134
CCB		970714T	0.01018						0.1	08/06/97 1153
MS	972064-1	970723Z	55.28010		50.000	5.17959	100.2	%	80-120	08/06/97 1208
CCV		970701T	95.58097		100.00		95.6	%	90-110	08/06/97 1241
		970714T	0.01302						0.1	08/06/97 1301
MS	972085-1	970723Z	80.63557		50.000	20.05805	121.2	%	80-120	08/06/97 1351
PDS	972085-1	970723Z	74.66911		50.000	20.05805	109.2	%	75-125	08/06/97 1357
CCV		970806T	99.66685		100.00		99.7	%	90-110	08/06/97 1411
CCB		970714T	-0.00132						0.1	08/06/97 1423
MD	972086-1		17.84651			17.80131	0.3	R	20	08/06/97 1431
CCV		970806T	97.42211		100.00		97.4	%	90-110	08/06/97 1533
CCB		970714T	0.00061						0.1	08/06/97 1557
MB		0731	0.00553						0.1	08/06/97 1620
LCS		970602Y	105.39195		100.000000		105.4	%	80-120	08/06/97 1628
CCV		970806T	101.70626		100.00		101.7	%	90-110	08/06/97 1647
CCB		970714T	0.00431						0.1	08/06/97 1703
CCV		970806T	100.07774		100.00		100.1	%	90-110	08/06/97 1814
CCB		970714T	0.01661						0.1	08/06/97 1823
MS	972028-11	970723Z	60.32475		50.000	15.41712	89.8	%	80-120	08/06/97 1831
CCV		970806T	102.19827		100.00		102.2	%	90-110	08/06/97 1859
CCB		970714T	0.01537						0.1	08/06/97 1905
CCV		970806T	99.86126		100.00		99.9	%	90-110	08/06/97 1941
CCB		970714T	0.01783						0.1	08/06/97 1952
CCV		970806T	99.29116		100.00		99.3	%	90-110	08/06/97 2031
CCB		970714T	0.01353						0.1	08/06/97 2043
CCV		970806T	103.36843		100.00		103.4	%	90-110	08/06/97 2151
CCB		970714T	-0.00356						0.1	08/06/97 2204
CCV		970806T	101.41217		100.00		101.4	%	90-110	08/06/97 2300
CCB		970714T	0.00458						0.1	08/06/97 2316
MD	972023-14		0.13724			0.13672	0.00052	A	0.10000	08/06/97 2320
PDS	972023-15	970723Z	48.03793		50.000	0.12693	95.8	%	75-125	08/06/97 2331
CCV		970806T	99.32949		100.00		99.3	%	90-110	08/06/97 2349
CCB		970714T	-0.01272						0.1	08/06/97 2359
ISA		970708W	473.01916		500		94.6	%	80-120	08/07/97 0026
ISB		970708X	453.79083		500.0		90.8	%	80-120	08/07/97 0029
CCV		970806T	96.12205		100.00		96.1	%	90-110	08/07/97 0039
CCB		970714T	-0.01526						0.1	08/07/97 0046
		970716WW	50.00473		50.000		100.0	%	80-120	08/07/97 0051
		970806T	96.57049		100.00		96.6	%	90-110	08/07/97 0058

* %-% REC R-RPD A-ABS Diff. D-% Diff.

The analytical results, opinions or interpretations contained in this report are based upon information and material supplied by the client for whose exclusive and confidential use this report has been made. The analytical results, opinions or interpretations expressed represent the best judgment of Core Laboratories. Core Laboratories, however, makes no warranty or representation, express or implied, of any type, and expressly disclaims same, as to the productivity, proper operations or profitableness of any oil, gas, coal or other mineral property, well or sand in connection with which such report is used or relied upon for any reason whatsoever. This report shall not be reproduced, in whole or in part, without the written approval of Core Laboratories.

CORE LABORATORIES

QUALITY CONTROL RESULTS

Job Number: 972077 Date: 08/21/97

CUSTOMER: Daniel B. Stephens & Associates PROJECT: 6033.2 ATTN: Bob Marley

Test Method.....: SW-846 6010A Batch.....: 24391 Analyst...: gag
Method Description.: Metals Analysis (ICAP) Units.....: mg/L
Parameter.....: Magnesium (Mg)

QC	Lab ID	Reagent	QC Result	QC Result	True Value	Orig. Value	Calc. Result	*	Limits	Date/Time
CCB		970714T	-0.02850						0.1	08/07/97 0103

Test Method.....: SW-846 6010A Batch.....: 24391 Analyst...: gag
Method Description.: Metals Analysis (ICAP) Units.....: mg/L
Parameter.....: Manganese (Mn)

QC	Lab ID	Reagent	QC Result	QC Result	True Value	Orig. Value	Calc. Result	*	Limits	Date/Time
ICV		970508T	1.99804		2.00		99.9	%	90-110	08/06/97 0916
ICB		970714T	-0.00004						0.001	08/06/97 0929
ISB		970708X	0.44438		0.5000		88.9	%	80-120	08/06/97 0935
ISA		970716W	44.57181		50.000000		89.1	%	80-120	08/06/97 0939
ISB		970716WW	41.96192		51.00		82.3	%	80-120	08/06/97 0943
MB		0805	-0.00004						0.001	08/06/97 1002
MB		0805	0.00004						0.001	08/06/97 1007
LCS		970709H	1.03213		1.00		103.2	%	80-120	08/06/97 1010
[illegible]		970709H	1.05530	1.03213	1.00		105.5	%	80-120	08/06/97 1015
							2.2	R	20	
[illegible]V		970716T	4.84733		5.0		96.9	%	90-110	08/06/97 1041
CCB		970714T	-0.00009						0.001	08/06/97 1044
MS	972090-1	970723Z	1.75214		1.000	0.73178	102.0	%	80-120	08/06/97 1056
MD	972090-1		0.74427			0.73178	1.7	R	20	08/06/97 1059
CCV		970716T	4.90083		5.0		98.0	%	90-110	08/06/97 1135
CCB		970714T	0.00012						0.001	08/06/97 1153
MS	972064-1	970723Z	1.17386		1.000	0.20480	96.9	%	80-120	08/06/97 1208
CCV		970716T	4.92107		5.0		98.4	%	90-110	08/06/97 1245
CCB		970714T	0.00003						0.001	08/06/97 1301
MS	972085-1	970723Z	1.04885		1.000	0.01135	103.8	%	80-120	08/06/97 1351
CCV		970716T	4.91099		5.0		98.2	%	90-110	08/06/97 1414
CCB		970714T	0.00021						0.001	08/06/97 1423
MD	972086-1		0.03673			0.03645	0.8	R	20	08/06/97 1431
CCV		970716T	4.91582		5.0		98.3	%	90-110	08/06/97 1538
CCB		970714T	-0.00004						0.001	08/06/97 1557
MB		0731	0.00011						0.001	08/06/97 1620
LCS		970709H	1.01981		1.00		102.0	%	80-120	08/06/97 1623
CCV		970716T	4.89764		5.0		98.0	%	90-110	08/06/97 1652
CCB		970714T	-0.00032						0.001	08/06/97 1703
CCV		970716T	4.94998		5.0		99.0	%	90-110	08/06/97 1817
CCB		970714T	-0.00020						0.001	08/06/97 1823
MS	972028-11	970723Z	2.14817		1.000	1.30058	84.8	%	80-120	08/06/97 1831
CCV		970716T	4.89448		5.0		97.9	%	90-110	08/06/97 1901
CCB		970714T	-0.00016						0.001	08/06/97 1905
CCV		970716T	4.78444		5.0		95.7	%	90-110	08/06/97 1948
CCB		970714T	-0.00020						0.001	08/06/97 1952
CCV		970716T	4.77082		5.0		95.4	%	90-110	08/06/97 2035
CCB		970714T	-0.00016						0.001	08/06/97 2043
CCV		970716T	4.86001		5.0		97.2	%	90-110	08/06/97 2152
CCB		970714T	-0.00018						0.001	08/06/97 2204
CCV		970716T	4.85066		5.0		97.0	%	90-110	08/06/97 2309
CCB		970714T	0.00010						0.001	08/06/97 2316
	972023-14		0.00301			0.00298	0.00003	A	0.00100	08/06/97 2320
	972023-15	970723Z	0.92012		1.000	0.00495	91.5	%	75-125	08/06/97 2331

* %-% REC R-RPD A-ABS Diff. D-% Diff.

The analytical results, opinions or interpretations contained in this report are based upon information and material supplied by the client for whose exclusive and confidential use this report has been made. The analytical results, opinions or interpretations expressed represent the best judgment of Core Laboratories. Core Laboratories, however, makes no warranty or representation, express or implied, of any type, and expressly disclaims same as to the productivity, proper operations or profitableness of any oil, gas, coal or other mineral, property, well or sand in connection with which such report is used or relied upon for any reason whatsoever. This report shall not be reproduced, in whole or in part, without the written approval of Core Laboratories.

CORE LABORATORIES

QUALITY CONTROL RESULTS

Job Number: 972077 Date: 08/21/97

CUSTOMER: Daniel B. Stephens & Associates PROJECT: 6033.2 ATTN: Bob Marley

Test Method.....: SW-846 6010A Batch.....: 24391 Analyst...: gag
Method Description.: Metals Analysis (ICAP) Units.....: mg/L
Parameter.....: Manganese (Mn)

QC	Lab ID	Reagent	QC Result	QC Result	True Value	Orig. Value	Calc. Result	*	Limits	Date/Time
CCV		970716T	4.83364		5.0		96.7	%	90-110	08/06/97 2354
CCB		970714T	0.00007						0.001	08/06/97 2359
ISB		970708X	0.42711		0.5000		85.4	%	80-120	08/07/97 0029
CCV		970716T	4.74701		5.0		94.9	%	90-110	08/07/97 0040
CCB		970714T	-0.00018						0.001	08/07/97 0046
ISA		970716W	43.96248		50.000000		87.9	%	80-120	08/07/97 0049
ISB		970716WW	40.82717		51.00		80.1	%	80-120	08/07/97 0051
CCV		970716T	4.77055		5.0		95.4	%	90-110	08/07/97 0100
CCB		970714T	-0.00010						0.001	08/07/97 0103

Test Method.....: SW-846 6010A Batch.....: 24391 Analyst...: gag
Method Description.: Metals Analysis (ICAP) Units.....: mg/L
Parameter.....: Potassium (K)

QC	Lab ID	Reagent	QC Result	QC Result	True Value	Orig. Value	Calc. Result	*	Limits	Date/Time
		970410Z	54.74803		50.00		109.5	%	90-110	08/06/97 0924
		970714T	-0.02428						0.3	08/06/97 0929
ISB		970708X	10.98780		10.000		109.9	%	80-120	08/06/97 0935
ISB		970716WW	47.86333		50.000		95.7	%	80-120	08/06/97 0943
MB		0805	0.00452						0.3	08/06/97 1002
MB		0805	-0.01550						0.3	08/06/97 1007
LCS		970602Y	49.64505		50.000000		99.3	%	80-120	08/06/97 1030
CCV		970701T	98.51704		100.00		98.5	%	90-110	08/06/97 1038
CCB		970714T	-0.03836						0.3	08/06/97 1044
LCD		970602Y	59.49316	49.64505	50.000000		119.0	%	80-120	08/06/97 1047
							18.0	R	20	
MD	972090-1		22.31513			22.44076	0.6	R	20	08/06/97 1059
CCV		970701T	99.23779		100.00		99.2	%	90-110	08/06/97 1134
CCB		970714T	0.02994						0.3	08/06/97 1153
MS	972064-1	970723Z	48.47516		50.000	2.20369	92.5	%	80-120	08/06/97 1208
CCV		970701T	94.97951		100.00		95.0	%	90-110	08/06/97 1241
CCB		970714T	0.01951						0.3	08/06/97 1301
MS	972085-1	970723Z	95.35496		50.000	6.06932	178.6	%	80-120	08/06/97 1351
PDS	972085-1	970723Z	48.37132		50.000	6.06932	84.6	%	75-125	08/06/97 1357
CCV		970806T	90.89701		100.00		90.9	%	90-110	08/06/97 1411
CCB		970714T	0.01290						0.3	08/06/97 1423
MD	972086-1		4.02043			3.90425	2.9	R	20	08/06/97 1431
CCV		970806T	99.23498		100.00		99.2	%	90-110	08/06/97 1533
CCB		970714T	0.02041						0.3	08/06/97 1557
MB		0731	-0.01054						0.3	08/06/97 1620
LCS		970602Y	50.94184		50.000000		101.9	%	80-120	08/06/97 1628
CCV		970806T	98.55484		100.00		98.6	%	90-110	08/06/97 1647
CCB		970714T	-0.00210						0.3	08/06/97 1703
CCV		970806T	97.98030		100.00		98.0	%	90-110	08/06/97 1814
CCB		970714T	-0.00498						0.3	08/06/97 1823
CCV		970806T	98.58079		100.00		98.6	%	90-110	08/06/97 1859
CCB		970714T	0.01522						0.3	08/06/97 1905
CCV		970806T	96.59762		100.00		96.6	%	90-110	08/06/97 1941
CCB		970714T	-0.01392						0.3	08/06/97 1952
		970806T	96.57646		100.00		96.6	%	90-110	08/06/97 2031
		970714T	0.00590						0.3	08/06/97 2043

* %-% REC R-RPD A-ABS Diff. D-% Diff.

The analytical results, opinions or interpretations contained in this report are based upon information and material supplied by the client for whose exclusive and confidential use this report has been made. The analytical results, opinions or interpretations expressed represent the best judgment of Core Laboratories. Core Laboratories, however, makes no warranty or representation, express or implied, of any kind, and expressly disclaims same as to the productivity, proper operations or profitableness of any oil, gas, coal or other mineral property, well or sand in connection with which such report is used or relied upon for any reason whatsoever. This report shall not be reproduced, in whole or in part, without the written approval of Core Laboratories.

CORE LABORATORIES

QUALITY CONTROL RESULTS

Job Number: 972077 Date: 08/21/97

CUSTOMER: Daniel B. Stephens & Associates PROJECT: 6033.2 ATTN: Bob Marley

Test Method.....: SW-846 6010A Batch.....: 24391 Analyst...: gag
Method Description.: Metals Analysis (ICAP) Units.....: mg/L
Parameter.....: Potassium (K)

QC	Lab ID	Reagent	QC Result	QC Result	True Value	Orig. Value	Calc. Result	*	Limits	Date/Time
CCV		970806T	100.22545		100.00		100.2	%	90-110	08/06/97 2151
CCB		970714T	0.00302						0.3	08/06/97 2204
CCV		970806T	98.56908		100.00		98.6	%	90-110	08/06/97 2300
CCB		970714T	0.00811						0.3	08/06/97 2316
MD	972023-14		53.71199			54.18676	0.9	R	20	08/06/97 2320
PDS	972023-15	970723Z	107.46364		50.000	53.33604	108.3	%	75-125	08/06/97 2331
CCV		970806T	95.59857		100.00		95.6	%	90-110	08/06/97 2349
CCB		970714T	0.02321						0.3	08/06/97 2359
ISB		970708X	10.72476		10.000		107.2	%	80-120	08/07/97 0029
CCV		970806T	99.59944		100.00		99.6	%	90-110	08/07/97 0039
CCB		970714T	0.00974						0.3	08/07/97 0046
ISB		970716WW	57.07815		50.000		114.2	%	80-120	08/07/97 0051
CCV		970806T	100.56519		100.00		100.6	%	90-110	08/07/97 0058
CCB		970714T	-0.00697						0.3	08/07/97 0103

Test Method.....: SW-846 6010A Batch.....: 24391 Analyst...: gag
Method Description.: Metals Analysis (ICAP) Units.....: mg/L
Parameter.....: Silver (Ag)

QC	Lab ID	Reagent	QC Result	QC Result	True Value	Orig. Value	Calc. Result	*	Limits	Date/Time
ICV		970428T	0.97048		1.00		97.0	%	90-110	08/06/97 0921
ICB		970714T	-0.00087						0.005	08/06/97 0929
ISB		970708X	0.86323		1.000		86.3	%	80-120	08/06/97 0935
ISB		970716WW	0.96766		1.000		96.8	%	80-120	08/06/97 0943
MB		0805	0.00003						0.005	08/06/97 1002
MB		0805	-0.00029						0.005	08/06/97 1007
LCS		970709H	0.97789		1.00		97.8	%	80-120	08/06/97 1010
LCD		970709H	0.99612	0.97789	1.00		99.6	%	80-120	08/06/97 1015
							1.8	R	20	
CCV		970701T	2.40020		2.500		96.0	%	90-110	08/06/97 1038
CCB		970714T	-0.00073						0.005	08/06/97 1044
MS	972090-1	970723Z	0.97499		1.000	0.00639	96.9	%	80-120	08/06/97 1056
MD	972090-1		0.00583			0.00639	0.00056	A	0.00500	08/06/97 1059
CCV		970701T	2.44372		2.500		97.7	%	90-110	08/06/97 1134
CCB		970714T	0.00459						0.005	08/06/97 1153
MS	972064-1	970723Z	0.93217		1.000	0.00104	93.1	%	80-120	08/06/97 1208
CCV		970701T	2.42791		2.500		97.1	%	90-110	08/06/97 1241
CCB		970714T	-0.00025						0.005	08/06/97 1301
MS	972085-1	970723Z	0.91637		1.000	-0.00026	91.7	%	80-120	08/06/97 1351
CCV		970806T	2.42080		2.500		96.8	%	90-110	08/06/97 1411
CCB		970714T	0.00054						0.005	08/06/97 1423
MD	972086-1		0.00020			-0.00065	0.00085	A	0.00500	08/06/97 1431
CCV		970806T	2.43634		2.500		97.5	%	90-110	08/06/97 1533
CCB		970714T	0.00042						0.005	08/06/97 1557
MB		0731	-0.00033						0.005	08/06/97 1620
LCS		970709H	0.96241		1.00		96.2	%	80-120	08/06/97 1623
CCV		970806T	2.37951		2.500		95.2	%	90-110	08/06/97 1647
CCB		970714T	-0.00113						0.005	08/06/97 1703
CCV		970806T	2.45493		2.500		98.2	%	90-110	08/06/97 1814
		970714T	-0.00189						0.005	08/06/97 1823
	972028-11	970723Z	1.01582		1.000	0.00615	101.0	%	80-120	08/06/97 1831

* %-% REC R-RPD A-ABS Diff. D-% Diff.

The analytical results, opinions or interpretations contained in this report are based upon information and material supplied by the client for whose exclusive and confidential use this report has been made. The analytical results, opinions or interpretations expressed represent the best judgment of Core Laboratories. Core Laboratories, however, makes no warranty or representation, express or implied, of any type, and expressly disclaims same as to the productivity, proper operations or profitableness of any oil, gas, coal or other mineral, property, well or sand in connection with which such report is used or relied upon for any reason whatsoever. This report shall not be reproduced, in whole or in part, without the written approval of Core Laboratories.

CORE LABORATORIES

QUALITY CONTROL RESULTS

Job Number: 972077 Date: 08/21/97

CUSTOMER: Daniel B. Stephens & Associates PROJECT: 6033.2 ATTN: Bob Marley

Test Method.....: SW-846 6010A Batch.....: 24391 Analyst...: gag
Method Description.: Metals Analysis (ICAP) Units.....: mg/L
Parameter.....: Silver (Ag)

QC	Lab ID	Reagent	QC Result	QC Result	True Value	Orig. Value	Calc. Result	*	Limits	Date/Time
CCV		970806T	2.47655		2.500		99.1	%	90-110	08/06/97 1859
CCB		970714T	-0.00043						0.005	08/06/97 1905
CCV		970806T	2.44188		2.500		97.7	%	90-110	08/06/97 1941
CCB		970714T	-0.00080						0.005	08/06/97 1952
CCV		970806T	2.42845		2.500		97.1	%	90-110	08/06/97 2031
CCB		970714T	0.00037						0.005	08/06/97 2043
MB		0804	-0.00035						0.005	08/06/97 2047
LCS		970709H	1.01109		1.00		101.1	%	80-120	08/06/97 2054
MS	972084-1	970723Z	0.98169		1.000	0.00140	98.0	%	80-120	08/06/97 2123
MD	972084-1		0.00095			0.00140	0.00045	A	0.00500	08/06/97 2126
CCV		970806T	2.42042		2.500		96.8	%	90-110	08/06/97 2151
CCB		970714T	-0.00046						0.005	08/06/97 2204
CCV		970806T	2.41663		2.500		96.7	%	90-110	08/06/97 2300
CCB		970714T	-0.00023						0.005	08/06/97 2316
MD	972023-14		0.17048			0.16985	0.4	R	20	08/06/97 2320
PDS	972023-15	970723Z	0.97117		1.000	0.09769	87.3	%	75-125	08/06/97 2331
CCV		970806T	2.42606		2.500		97.0	%	90-110	08/06/97 2349
[illegible]		970714T	0.00093						0.005	08/06/97 2359
		970708X	0.89130		1.000		89.1	%	80-120	08/07/97 0029
[illegible]V		970806T	2.42801		2.500		97.1	%	90-110	08/07/97 0039
CCB		970714T	-0.00082						0.005	08/07/97 0046
ISB		970716WW	0.97383		1.000		97.4	%	80-120	08/07/97 0051
CCV		970806T	2.45239		2.500		98.1	%	90-110	08/07/97 0058
CCB		970714T	-0.00059						0.005	08/07/97 0103

Test Method.....: SW-846 6010A Batch.....: 24391 Analyst...: gag
Method Description.: Metals Analysis (ICAP) Units.....: mg/L
Parameter.....: Sodium (Na)

QC	Lab ID	Reagent	QC Result	QC Result	True Value	Orig. Value	Calc. Result	*	Limits	Date/Time
ICV		970410Z	97.65885		100.0		97.7	%	90-110	08/06/97 0924
ICB		970714T	0.00275						0.1	08/06/97 0929
ISB		970716WW	47.31019		50.000		94.6	%	80-120	08/06/97 0943
MB		0805	0.01561						0.1	08/06/97 1002
MB		0805	-0.01696						0.1	08/06/97 1007
LCS		970602Y	95.42144		100.000000		95.4	%	80-120	08/06/97 1030
CCV		970701T	47.96312		50.000		95.9	%	90-110	08/06/97 1038
CCB		970714T	-0.03513						0.1	08/06/97 1044
LCD		970602Y	98.41211	95.42144	100.000000		98.4	%	80-120	08/06/97 1047
							3.1	R	20	
CCV		970701T	49.57110		50.000		99.1	%	90-110	08/06/97 1134
CCB		970714T	0.01490						0.1	08/06/97 1153
MS	972064-1	970723Z	71.92637		50.000	21.07966	101.7	%	80-120	08/06/97 1208
CCV		970701T	48.71643		50.000		97.4	%	90-110	08/06/97 1241
CCB		970714T	-0.01828						0.1	08/06/97 1301
CCV		970806T	48.78431		50.000		97.6	%	90-110	08/06/97 1411
CCB		970714T	0.00286						0.1	08/06/97 1423
MD	972086-1		30.60358			29.74492	2.8	R	20	08/06/97 1431
CCV		970806T	51.72147		50.000		103.4	%	90-110	08/06/97 1533
[illegible]		970714T	0.00672						0.1	08/06/97 1557
		0731	-0.00077						0.1	08/06/97 1620

* %-% REC R-RPD A-ABS Diff. D-% Diff.

The analytical results, opinions or interpretations contained in this report are based upon information and material supplied by the client for whose exclusive and confidential use this report has been made. The analytical results, opinions or interpretations expressed represent the best judgment of Core Laboratories. Core Laboratories, however, makes no warranty or representation, express or implied, of any type, and expressly disclaims same as to the productivity, proper operations or profitabileness of any oil, gas, coal or other mineral property, well or sand in connection with which such report is used or relied upon for any reason whatsoever. This report shall not be reproduced, in whole or in part, without the written approval of Core Laboratories.

CORE LABORATORIES

QUALITY CONTROL RESULTS

Job Number: 972077 Date: 08/21/97

CUSTOMER: Daniel B. Stephens & Associates PROJECT: 6033.2 ATTN: Bob Marley

Test Method.....: SW-846 6010A Batch.....: 24391 Analyst...: gag
Method Description.: Metals Analysis (ICAP) Units.....: mg/L
Parameter.....: Sodium (Na)

QC	Lab ID	Reagent	QC Result	QC Result	True Value	Orig. Value	Calc. Result	*	Limits	Date/Time
LCS		970709H	0.84584		1.00		84.6	%	80-120	08/06/97 1623
LCS		970602Y	109.83630		100.000000		109.8	%	80-120	08/06/97 1628
CCV		970806T	51.60689		50.000		103.2	%	90-110	08/06/97 1647
CCB		970714T	-0.00283						0.1	08/06/97 1703
CCV		970806T	49.70279		50.000		99.4	%	90-110	08/06/97 1814
CCB		970714T	-0.02242						0.1	08/06/97 1823
MS	972028-11	970723Z	59.25914		50.000	3.28048	112.0	%	80-120	08/06/97 1831
CCV		970806T	50.01457		50.000		100.0	%	90-110	08/06/97 1859
CCB		970714T	-0.02233						0.1	08/06/97 1905
CCV		970806T	48.86537		50.000		97.7	%	90-110	08/06/97 1941
CCB		970714T	-0.02509						0.1	08/06/97 1952
CCV		970806T	48.88871		50.000		97.8	%	90-110	08/06/97 2031
CCB		970714T	-0.02478						0.1	08/06/97 2043
MB		0804	-0.04095						0.1	08/06/97 2047
LCS		970602Y	101.22103		100.000000		101.2	%	80-120	08/06/97 2050
PDS	972084-1	970723Z	63.56660		50.000	14.51141	98.1	%	75-125	08/06/97 2136
MD	972084-1		14.73165			14.51141	1.5	R	20	08/06/97 2138
[illegible]		970806T	48.93725		50.000		97.9	%	90-110	08/06/97 2151
		970714T	0.00347						0.1	08/06/97 2204
[illegible]		970806T	50.66551		50.000		101.3	%	90-110	08/06/97 2300
CCB		970714T	0.01202						0.1	08/06/97 2316
MD	972023-14		38.93240			39.60947	1.7	R	20	08/06/97 2325
PDS	972023-15	970723Z	91.54891		50.000	39.10263	104.9	%	75-125	08/06/97 2340
CCV		970806T	49.44046		50.000		98.9	%	90-110	08/06/97 2349
CCB		970714T	0.01736						0.1	08/06/97 2359
CCV		970806T	48.39076		50.000		96.8	%	90-110	08/07/97 0039
CCB		970714T	-0.00660						0.1	08/07/97 0046
ISB		970716WW	57.13302		50.000		114.3	%	80-120	08/07/97 0051
CCV		970806T	49.46214		50.000		98.9	%	90-110	08/07/97 0058
CCB		970714T	-0.03879						0.1	08/07/97 0103

Test Method.....: SW-846 6010A Batch.....: 24391 Analyst...: gag
Method Description.: Metals Analysis (ICAP) Units.....: mg/L
Parameter.....: Zinc (Zn)

QC	Lab ID	Reagent	QC Result	QC Result	True Value	Orig. Value	Calc. Result	*	Limits	Date/Time
ICV		970508T	1.97945		2.00		99.0	%	90-110	08/06/97 0916
ICB		970714T	0.00022						0.005	08/06/97 0929
ISB		970708X	0.96186		1.000		96.2	%	80-120	08/06/97 0935
ISB		970716WW	0.91546		1.000		91.5	%	80-120	08/06/97 0943
MB		0805	0.00396						0.005	08/06/97 1002
MB		0805	0.00410						0.005	08/06/97 1007
LCS		970709H	1.01433		1.00		101.4	%	80-120	08/06/97 1010
LCD		970709H	1.02769	1.01433	1.00		102.8	%	80-120	08/06/97 1015
							1.3	R	20	
CCV		970716T	2.42398		2.5		97.0	%	90-110	08/06/97 1041
CCB		970714T	-0.00015						0.005	08/06/97 1044
MS	972090-1	970723Z	2.05124		1.000	1.04373	100.8	%	80-120	08/06/97 1056
MD	972090-1		1.08341			1.04373	3.7	R	20	08/06/97 1059
[illegible]		970716T	2.40833		2.5		96.3	%	90-110	08/06/97 1135
		970714T	0.00048						0.005	08/06/97 1153

* %-% REC R-RPD A-ABS Diff. D-% Diff.

The analytical results, opinions or interpretations contained in this report are based upon information and material supplied by the client for whose exclusive and confidential use this report has been made. The analytical results, opinions or interpretations expressed represent the best judgment of Core Laboratories. Core Laboratories, however, makes no warranty or representation, express or implied, of any type, and expressly disclaims same as to the productivity, proper operations or profitableness of any oil, gas, coal or other mineral, property, well or sand in connection with which such report is used or relied upon for any reason whatsoever. This report shall not be reproduced, in whole or in part, without the written approval of Core Laboratories.

CORE LABORATORIES

QUALITY CONTROL RESULTS

Job Number: 972077 Date: 08/21/97

CUSTOMER: Daniel B. Stephens & Associates PROJECT: 6033.2 ATTN: Bob Marley

Test Method.....: SW-846 6010A Batch.....: 24391 Analyst...: gag
Method Description.: Metals Analysis (ICAP) Units.....: mg/L
Parameter.....: Zinc (Zn)

QC	Lab ID	Reagent	QC Result	QC Result	True Value	Orig. Value	Calc. Result	*	Limits	Date/Time
MS	972064-1	970723Z	1.20763		1.000	0.28424	92.3	%	80-120	08/06/97 1208
CCV		970716T	2.44568		2.5		97.8	%	90-110	08/06/97 1245
CCB		970714T	-0.00021						0.005	08/06/97 1301
MS	972085-1	970723Z	0.95010		1.000	0.01422	93.6	%	80-120	08/06/97 1351
CCV		970716T	2.38269		2.5		95.3	%	90-110	08/06/97 1414
CCB		970714T	0.00082						0.005	08/06/97 1423
MD	972086-1		0.02235			0.01982	0.00253	A	0.00500	08/06/97 1431
CCV		970716T	2.44289		2.5		97.7	%	90-110	08/06/97 1538
CCB		970714T	0.00026						0.005	08/06/97 1557
MB		0731	0.00066						0.005	08/06/97 1620
LCS		970709H	0.99159		1.00		99.2	%	80-120	08/06/97 1623
CCV		970716T	2.41894		2.5		96.8	%	90-110	08/06/97 1652
CCB		970714T	-0.00012						0.005	08/06/97 1703
CCV		970716T	2.45034		2.5		98.0	%	90-110	08/06/97 1817
CCB		970714T	0.00013						0.005	08/06/97 1823
MS	972028-11	970723Z	0.94871		1.000	0.02273	92.6	%	80-120	08/06/97 1831
CCV		970716T	2.41802		2.5		96.7	%	90-110	08/06/97 1901
[illegible]		970714T	0.00019						0.005	08/06/97 1905
		970716T	2.36508		2.5		94.6	%	90-110	08/06/97 1948
CCB		970714T	0.00052						0.005	08/06/97 1952
CCV		970716T	2.35710		2.5		94.3	%	90-110	08/06/97 2035
CCB		970714T	0.00046						0.005	08/06/97 2043
CCV		970716T	2.40283		2.5		96.1	%	90-110	08/06/97 2152
CCB		970714T	0.00056						0.005	08/06/97 2204
CCV		970716T	2.45061		2.5		98.0	%	90-110	08/06/97 2309
CCB		970714T	0.00144						0.005	08/06/97 2316
MD	972023-14		2.15691			2.19047	1.5	R	20	08/06/97 2325
PDS	972023-15	970723Z	3.22396		1.000	2.43794	78.6	%	75-125	08/06/97 2340
CCV		970716T	2.50163		2.5		100.1	%	90-110	08/06/97 2354
CCB		970714T	0.00281						0.005	08/06/97 2359
ISB		970708X	0.96312		1.000		96.3	%	80-120	08/07/97 0029
CCV		970716T	2.44423		2.5		97.8	%	90-110	08/07/97 0040
CCB		970714T	0.00237						0.005	08/07/97 0046
ISB		970716WW	0.99079		1.000		99.1	%	80-120	08/07/97 0051
CCV		970716T	2.44134		2.5		97.7	%	90-110	08/07/97 0100
CCB		970714T	0.00179						0.005	08/07/97 0103

Test Method.....: SW-846 7470 Batch.....: 24458 Analyst...: veb
Method Description.: Mercury (CVAA) Units.....: mg/L
Parameter.....: Mercury (Hg)

QC	Lab ID	Reagent	QC Result	QC Result	True Value	Orig. Value	Calc. Result	*	Limits	Date/Time
ICV		970701H	0.004143		0.004000		103.6	%	90-110	08/07/97 1338
ICB		08077	-0.000026						0.0002	08/07/97 1340
MB		0806	-0.000041						0.0002	08/07/97 1343
SB		970529M	0.004885		0.005000		97.7	%	75-125	08/07/97 1345
MB		0806	-0.000031						0.0002	08/07/97 1355
SB		970529M	0.005216		0.005000		104.3	%	75-125	08/07/97 1357
MD	972029-1		-0.000026			-0.000027	0.000001	A	0.0002000	08/07/97 1402
		960930N	0.005104		0.005000		102.1	%	90-110	08/07/97 1544
		08077	-0.000017						0.0002	08/07/97 1546

* %-% REC R-RPD A-ABS Diff. D-% Diff.

The analytical results, opinions or interpretations contained in this report are based upon information and material supplied by the client for whose exclusive and confidential use this report has been made. The analytical results, opinions or interpretations expressed represent the best judgment of Core Laboratories. Core Laboratories, however, makes no warranty or representation, express or implied, of any type, and expressly disclaims same as to the productivity, proper operations or profitableness of any oil, gas, coal or other mineral property, well or sand in connection with which such report is used or relied upon for any reason whatsoever. This report shall not be reproduced, in whole or in part, without the written approval of Core Laboratories.

CORE LABORATORIES

QUALITY CONTROL RESULTS

Job Number: 972077 Date: 08/21/97

CUSTOMER: Daniel B. Stephens & Associates PROJECT: 6033.2 ATTN: Bob Marley

Test Method.....: SW-846 7470 Batch.....: 24458 Analyst...: veb
Method Description.: Mercury (CVAA) Units.....: mg/L
Parameter.....: Mercury (Hg)

QC	Lab ID	Reagent	QC Result	QC Result	True Value	Orig. Value	Calc. Result	*	Limits	Date/Time
MS	972029-2	970529M	0.004885		0.005000	-0.000016	98.1	%	80-120	08/07/97 1551
CCV		960930N	0.005055		0.005000		101.1	%	90-110	08/07/97 1609
CCB		08077	-0.000020						0.0002	08/07/97 1612
EB		0805	-0.000023						0.0002	08/07/97 1633
CCV		960930N	0.005111		0.005000		102.2	%	90-110	08/07/97 1635
CCB		08077	-0.000021						0.0002	08/07/97 1637
ED	972089-1		0.000025			0.000035	0.000010	A	0.00020000	08/07/97 1639
CCV		960930N	0.005094		0.005000		101.9	%	90-110	08/07/97 1700
CCB		08077	-0.000022						0.0002	08/07/97 1702

Test Method.....: EPA 310.1 Batch.....: 24525 Analyst...: mjf
Method Description.: Alkalinity Units.....: mg/L CaCO3
Parameter.....: Alkalinity, Total as CaCO3

QC	Lab ID	Reagent	QC Result	QC Result	True Value	Orig. Value	Calc. Result	*	Limits	Date/Time
MB			0						5	08/11/97 0930
LCS		G970623A	96		100		96.0	%	80-120	08/11/97 0930
MD	972077-1		114			114	0.0	R	20	08/11/97 0930
MD	972105-3		134			138	2.9	R	20	08/11/97 0930

Test Method.....: SM 2320 B Batch.....: 24526 Analyst...: mjf
Method Description.: Alkalinity (HCO3, CO3, OH) Units.....: mg/L
Parameter.....: Bicarbonate (HCO3)

QC	Lab ID	Reagent	QC Result	QC Result	True Value	Orig. Value	Calc. Result	*	Limits	Date/Time
MB			0						5	08/11/97 0930
MD	972077-1		139			139	0.0	R	20	08/11/97 0930
MD	972105-3		163			168	3.0	R	20	08/11/97 0930

Test Method.....: SM 2320 B Batch.....: 24526 Analyst...: mjf
Method Description.: Alkalinity (HCO3, CO3, OH) Units.....: mg/L
Parameter.....: Carbonate (CO3)

QC	Lab ID	Reagent	QC Result	QC Result	True Value	Orig. Value	Calc. Result	*	Limits	Date/Time
MB			0						1	08/11/97 0930
MD	972077-1		0			0	0	A	1	08/11/97 0930
MD	972105-3		0			0	0	A	1	08/11/97 0930

* %-% REC R-RPD A-ABS Diff. D-% Diff.

The analytical results, opinions or interpretations contained in this report are based upon information and material supplied by the client for whose exclusive and confidential use this report has been made. The analytical results, opinions or interpretations expressed represent the best judgment of Core Laboratories. Core Laboratories, however, makes no warranty or representation, express or implied, of any type, and expressly disclaims same as to the productivity, proper operations or profitableness of any oil, gas, coal or other mineral, property, well or sand in connection with which such report is used or relied upon for any reason whatsoever. This report shall not be reproduced, in whole or in part, without the written approval of Core Laboratories.

CORE LABORATORIES

QUALITY CONTROL RESULTS

Job Number: 972077 Date: 08/21/97

CUSTOMER: Daniel B. Stephens & Associates PROJECT: 6033.2 ATTN: Bob Marley

QC Type	Description	Reag. Code	Lab ID	Dilution Factor	Date	Time

Test Method.....: SW-846 8080 Batch.....: 24456 Analyst ...: smc
Method Description.: PCB Analysis Units.....: ug/L

MB	Method Blank	3264			08/07/97	1826

Parameter/Test Description	QC Result	QC Result	True Value	Orig. Value	Calc. Result	*	Limits
Aroclor 1016	ND						0.5
Aroclor 1221	ND						0.5
Aroclor 1232	ND						0.5
Aroclor 1242	ND						0.5
Aroclor 1248	ND						0.5
Aroclor 1254	ND						0.5
Aroclor 1260	ND						0.5
Aroclor 1262	ND						0.5
Aroclor 1268	ND						0.5

LCS	Laboratory Control Sample	P970502B		10.0	08/07/97	1855

Parameter/Test Description	QC Result	QC Result	True Value	Orig. Value	Calc. Result	*	Limits
Aroclor 1254	0.215		0.200000		107.5	%	29-131

LCD	Laboratory Control Sample Duplicate	P970502B		10.0	08/07/97	1924

Parameter/Test Description	QC Result	QC Result	True Value	Orig. Value	Calc. Result	*	Limits
Aroclor 1254	0.211	0.215	0.200000		105.5	%	29-131
					1.9	R	27

Test Method.....: SW-846 8240 Batch.....: 24612 Analyst ...: vdt
Method Description.: Volatile Organics Units.....: ug/L

LCS	Laboratory Control Sample	V970811G			08/11/97	1720

Parameter/Test Description	QC Result	QC Result	True Value	Orig. Value	Calc. Result	*	Limits
Benzene	52.44		50.00		104.9	%	76-127
Bromodichloromethane	55.39		49.88		111.0	%	35-155
Bromoform	46.01		50.02		92.0	%	45-169
Carbon tetrachloride	54.89		50.00		109.8	%	70-140
Chlorobenzene	47.65		50.02		95.3	%	75-130
2-Chloroethylvinyl ether	48.14		49.72		96.8	%	1-305
Chloroform	53.59		50.00		107.2	%	51-138
Dibromochloromethane	51.37		50.00		102.7	%	53-149
1,1-Dichloroethane	51.47		50.00		102.9	%	59-155
1,2-Dichloroethane	59.21		50.02		118.4	%	49-155
1,1-Dichloroethene	51.57		50.00		103.1	%	61-145
s-1,2-Dichloroethene	50.90		49.95		101.9	%	54-156
)ichloropropane	48.14		50.00		96.3	%	1-210

* %-% REC R-RPD A-ABS Diff. D-% Diff.

The analytical results, opinions or interpretations contained in this report are based upon information and material supplied by the client for whose exclusive and confidential use this report has been made. The analytical results, opinions or interpretations expressed represent the best judgment of Core Laboratories. Core Laboratories, however, makes no warranty or representation, express or implied, of any type, and expressly disclaims same as to the productivity, proper operations or profitableness of any oil, gas, coal, or other mineral, property, well or sand, in connection with which such report is used or relied upon for any reason whatsoever. This report shall not be reproduced, in whole or in part, without the written approval of Core Laboratories

CORE LABORATORIES

QUALITY CONTROL RESULTS

Job Number: 972077 Date: 08/21/97

CUSTOMER: Daniel B. Stephens & Associates PROJECT: 6033.2 ATTN: Bob Marley

QC Type	Description	Reag. Code	Lab ID	Dilution Factor	Date Time
LCS	Laboratory Control Sample	V970811G			08/11/97 1720

Parameter/Test Description	QC Result	QC Result	True Value	Orig. Value	Calc. Result	*	Limits
cis-1,3-Dichloropropene	50.85		50.00		101.7	%	1-227
trans-1,3-Dichloropropene	50.85		50.00		101.7	%	17-183
Ethylbenzene	49.86		50.00		99.7	%	37-162
Methylene chloride	51.72		50.00		103.4	%	1-221
1,1,2,2-Tetrachloroethane	53.12		50.02		106.2	%	46-157
Tetrachloroethene	48.37		50.00		96.7	%	64-148
Toluene	49.51		50.00		99.0	%	76-125
1,1,1-Trichloroethane	53.63		50.00		107.3	%	52-162
1,1,2-Trichloroethane	50.15		50.02		100.3	%	52-150
Trichloroethene	52.69		50.00		105.4	%	71-120

MB	Method Blank	CHA16			08/11/97 1756

Parameter/Test Description	QC Result	QC Result	True Value	Orig. Value	Calc. Result	*	Limits
Acetone	ND						100
Benzene	ND						1
Bromodichloromethane	ND						5
Bromoform	ND						5
Bromomethane	ND						10
Methyl ethyl ketone (2-Butanone)	ND						100
Carbon disulfide	ND						5
Carbon tetrachloride	ND						5
Chlorobenzene	ND						5
Chloroethane	ND						10
2-Chloroethylvinyl ether	ND						10
Chloroform	ND						5
Chloromethane	ND						10
Dibromochloromethane	ND						5
1,1-Dichloroethane	ND						5
1,2-Dichloroethane	ND						5
1,1-Dichloroethene	ND						5
trans-1,2-Dichloroethene	ND						5
1,2-Dichloropropane	ND						5
cis-1,3-Dichloropropene	ND						5
trans-1,3-Dichloropropene	ND						5
Ethylbenzene	ND						5
2-Hexanone	ND						50
Methylene chloride	ND						5
4-Methyl-2-pentanone (MIBK)	ND						50
Styrene	ND						5
1,1,2,2-Tetrachloroethane	ND						5
Tetrachloroethene	ND						5
Toluene	ND						5
1,1,1-Trichloroethane	ND						5
1,1,2-Trichloroethane	ND						5
Trichloroethene	ND						5
Vinyl acetate	ND						50
Vinyl chloride	ND						10
Xylenes (total)	ND						5

* %-% REC R-RPD A-ABS Diff. D-% Diff.

The analytical results, opinions or interpretations contained in this report are based upon information and material supplied by the client for whose exclusive and confidential use this report has been made. The analytical results, opinions or interpretations expressed represent the best judgment of Core Laboratories. Core Laboratories, however, makes no warranty or representation, express or implied, of any kind, and expressly disclaims same as to the productivity, proper operations or profitableness of any oil, gas, coal or other mineral, property, well or sand in connection with which such report is used or relied upon for any reason whatsoever. This report shall not be reproduced, in whole or in part, without the written approval of Core Laboratories.

CORE LABORATORIES

QUALITY CONTROL RESULTS

Job Number: 972077 Date: 08/21/97

CUSTOMER: Daniel B. Stephens & Associates PROJECT: 6033.2 ATTN: Bob Marley

QC Type	Description	Reag. Code	Lab ID	Dilution Factor	Date	Time
SB	Spiked Blank	V970811H			08/11/97	1526

Parameter/Test Description	QC Result	QC Result	True Value	Orig. Value	Calc. Result	*	Limits
Benzene	55.42		51.460		107.7	%	76-127
Chlorobenzene	50.69		50.055		101.3	%	75-130
1,1-Dichloroethene	56.94		54.980		103.6	%	61-145
Toluene	54.47		50.615		107.6	%	76-125
Trichloroethene	56.79		51.105		111.1	%	71-120

QC Type	Description	Reag. Code	Lab ID	Dilution Factor	Date	Time
SBD	Spiked Blank Duplicate	V970811H			08/11/97	1559

Parameter/Test Description	QC Result	QC Result	True Value	Orig. Value	Calc. Result	*	Limits
Benzene	55.78	55.42	51.460		108.4	%	76-127
					0.6	R	11
Chlorobenzene	51.14	50.69	50.055		102.2	%	75-130
					0.9	R	13
1,1-Dichloroethene	56.04	56.94	54.980		101.9	%	61-145
					1.6	R	14
Toluene	54.25	54.47	50.615		107.2	%	76-125
					0.4	R	13
chloroethene	57.09	56.79	51.105		111.7	%	71-120
					0.5	R	14

Test Method.....: SW-846 8270 Batch.....: 24775 Analyst ...: dmj
Method Description.: Semivolatile Organics Units.....: ug/L

QC Type	Description	Reag. Code	Lab ID	Dilution Factor	Date	Time
MB	Method Blank	MB3278			08/15/97	1039

Parameter/Test Description	QC Result	QC Result	True Value	Orig. Value	Calc. Result	*	Limits
Acenaphthene	ND						10
Acenaphthylene	ND						10
Anthracene	ND						10
Benzidine	ND						50
Benzo(a)anthracene	ND						10
Benzo(b)fluoranthene	ND						10
Benzo(k)fluoranthene	ND						10
Benzo(ghi)perylene	ND						10
Benzo(a)pyrene	ND						10
Benzyl alcohol	ND						20
Butyl benzyl phthalate	ND						10
Bis(2-chloroethoxy)methane	ND						10
Bis(2-chloroethyl)ether	ND						10
Bis(2-chloroisopropyl)ether	ND						10
Bis(2-ethylhexyl)phthalate	ND						10
4-Bromophenyl phenyl ether	ND						10
4-Chloroaniline	ND						10
2-Chloronaphthalene	ND						10
4-Chlorophenyl phenyl ether	ND						10
Chrysene	ND						10
nzo(a,h)anthracene	ND						10

* %-% REC R-RPD A-ABS Diff. D-% Diff.

The analytical results, opinions or interpretations contained in this report are based upon information and material supplied by the client for whose exclusive and confidential use this report has been made. The analytical results, opinions or interpretations expressed represent the best judgment of Core Laboratories. Core Laboratories, however, makes no warranty or representation, express or implied, of any type, and expressly disclaims same as to the productivity, proper operations or profitableness of any oil, gas, coal or other mineral, property, well or sand in connection with which such report is used or relied upon for any reason whatsoever. This report shall not be reproduced, in whole or in part, without the written approval of Core Laboratories.

CORE LABORATORIES

QUALITY CONTROL RESULTS

Job Number: 972077 Date: 08/21/97

CUSTOMER: Daniel B. Stephens & Associates PROJECT: 6033.2 ATTN: Bob Marley

QC Type	Description	Reag. Code	Lab ID	Dilution Factor	Date	Time
MB	Method Blank	MB3278			08/15/97	1039

Parameter/Test Description	QC Result	QC Result	True Value	Orig. Value	Calc. Result	*	Limits
Dibenzofuran	ND						10
1,2-Dichlorobenzene	ND						10
1,3-Dichlorobenzene	ND						10
1,4-Dichlorobenzene	ND						10
3,3-Dichlorobenzidine	ND						20
Diethyl phthalate	ND						10
Dimethyl phthalate	ND						10
Di-n-butyl phthalate	ND						10
Di-n-octyl phthalate	ND						10
2,4-Dinitrotoluene	ND						10
2,6-Dinitrotoluene	ND						10
Fluoranthene	ND						10
Fluorene	ND						10
Hexachlorobenzene	ND						10
Hexachlorobutadiene	ND						10
Hexachlorocyclopentadiene	ND						10
Hexachloroethane	ND						10
Indeno(1,2,3-cd)pyrene	ND						10
horone	ND						10
ethylnaphthalene	ND						10
Naphthalene	ND						10
o-Nitroaniline	ND						50
m-Nitroaniline	ND						50
p-Nitroaniline	ND						50
Nitrobenzene	ND						10
n-Nitrosodi-n-propylamine	ND						10
n-Nitrosodiphenylamine	ND						10
Phenanthrene	ND						10
Pyrene	ND						10
1,2,4-Trichlorobenzene	ND						10
Benzoic acid	ND						50
4-Chloro-3-methylphenol	ND						10
2-Chlorophenol	ND						10
2,4-Dichlorophenol	ND						10
2,4-Dimethylphenol	ND						10
2,4-Dinitrophenol	ND						50
2-Methyl-4,6-dinitrophenol	ND						50
2-Methylphenol (o-cresol)	ND						10
4-Methylphenol (p-cresol)	ND						10
2-Nitrophenol	ND						10
4-Nitrophenol	ND						50
Pentachlorophenol	ND						50
Phenol	ND						10
2,4,5-Trichlorophenol	ND						10
2,4,6-Trichlorophenol	ND						10

LCS	Laboratory Control Sample	B970613A			08/15/97	1137

Parameter/Test Description	QC Result	QC Result	True Value	Orig. Value	Calc. Result	*	Limits
Acenaphthene	82.60		100.0	ND	82.6	%	46-118
Dichlorobenzene	60.72		100.3	ND	60.5	%	36-97

* %-% REC R-RPD A-ABS Diff. D-% Diff.

The analytical results, opinions or interpretations contained in this report are based upon information and material supplied by the client for whose exclusive and confidential use this report has been made. The analytical results, opinions or interpretations expressed represent the best judgment of Core Laboratories. Core Laboratories, however, makes no warranty or representation, express or implied, of any type, and expressly disclaims same as to the productivity, proper operations or profitableness of any oil, gas, coal or other mineral, property, well or sand in connection with which such report is used or relied upon for any reason whatsoever. This report shall not be reproduced, in whole or in part, without the written approval of Core Laboratories.

CORE LABORATORIES

QUALITY CONTROL RESULTS

Job Number: 972077 Date: 08/21/97

CUSTOMER: Daniel B. Stephens & Associates PROJECT: 6033.2 ATTN: Bob Marley

QC Type	Description	Reag. Code	Lab ID	Dilution Factor	Date Time
LCS	Laboratory Control Sample	B970613A			08/15/97 1137

Parameter/Test Description	QC Result	QC Result	True Value	Orig. Value	Calc. Result	*	Limits
2,4-Dinitrotoluene	87.98		100.1	ND	87.9	%	24-96
n-Nitrosodi-n-propylamine	75.99		100.0	ND	76.0	%	41-116
Pyrene	95.52		100.1	ND	95.4	%	26-127
1,2,4-Trichlorobenzene	73.77		100.0	ND	73.8	%	39-98
4-Chloro-3-methylphenol	80.80		99.84	ND	80.9	%	23-97
2-Chlorophenol	58.29		99.78	ND	58.4	%	27-123
4-Nitrophenol	39.32		99.75	ND	39.4	%	10-80
Pentachlorophenol	74.43		99.74	ND	74.6	%	9-103
Phenol	25.97		99.72	ND	26.0	%	12-110

LCD	Laboratory Control Sample Duplicate	B970613A			08/15/97 1234

Parameter/Test Description	QC Result	QC Result	True Value	Orig. Value	Calc. Result	*	Limits
Acenaphthene	78.51	82.60	100.0	ND	78.5	%	46-118
					5.1	R	31
1.4-Dichlorobenzene	59.17	60.72	100.3	ND	59.0	%	36-97
					2.6	R	28
·Dinitrotoluene	82.62	87.98	100.1	ND	82.5	%	24-96
					6.3	R	38
n-Nitrosodi-n-propylamine	72.80	75.99	100.0	ND	72.8	%	41-116
					4.3	R	38
Pyrene	89.40	95.52	100.1	ND	89.3	%	26-127
					6.6	R	31
1,2,4-Trichlorobenzene	71.53	73.77	100.0	ND	71.5	%	39-98
					3.1	R	28
4-Chloro-3-methylphenol	76.86	80.80	99.84	ND	77.0	%	23-97
					5.0	R	42
2-Chlorophenol	57.82	58.29	99.78	ND	57.9	%	27-123
					0.8	R	40
4-Nitrophenol	37.08	39.32	99.75	ND	37.2	%	10-80
					5.9	R	50
Pentachlorophenol	70.84	74.43	99.74	ND	71.0	%	9-103
					4.9	R	50
Phenol	26.00	25.97	99.72	ND	26.1	%	12-110
					0.1	R	42

* %-% REC R-RPD A-ABS Diff. D-% Diff.

The analytical results, opinions or interpretations contained in this report are based upon information and material supplied by the client for whose exclusive and confidential use this report has been made. The analytical results, opinions or interpretations expressed represent the best judgment of Core Laboratories. Core Laboratories, however, makes no warranty or representation, express or implied, of any type, and expressly disclaims same as to the productivity, proper operations or profitableness of any oil, gas, coal or other mineral property, well or sand in connection with which such report is used or relied upon for any reason whatsoever. This report shall not be reproduced, in whole or in part, without the written approval of Core Laboratories.

CORE LABORATORIES

SURROGATE RECOVERIES REPORT

Job Number.: 972077 Report Date: 08/21/97

CUSTOMER: Daniel B. Stephens & Associates PROJECT: 6033.2 ATTN: Bob Marley

Method.....: SW-846 8080 Batch.....: 24456
Method Code.....: 8080PC Analyst.....: smc

Surrogate	Units
2,4,5,6-Tetrachloro-m-xylene	ug/L

Lab ID	Matrix	QC Type	Dilution	Result	True Value	Percent Recovery	Limits	Flag	Date	Time
		MB		0.0152	0.02004	76	60-150		08/07/97	1826
		LCS		0.0176	0.02004	88	60-150		08/07/97	1855
		LCD		0.0174	0.02004	87	60-150		08/07/97	1924
972105-1				0.0169	0.02004	84	60-150		08/07/97	1953
972105-2				0.0178	0.02004	89	60-150		08/07/97	2022
972105-3				0.0170	0.02004	85	60-150		08/07/97	2051
972105-4				0.0168	0.02004	84	60-150		08/07/97	2120
972105-5				0.0177	0.02004	88	60-150		08/07/97	2049
972105-6				0.0155	0.02004	77	60-150		08/07/97	2218
972077-1				0.0144	0.02004	72	60-150		08/07/97	2247
972077-2				0.0163	0.02004	81	60-150		08/08/97	0014

rrogate	Units
Decachlorobiphenyl	ug/L

Lab ID	Matrix	QC Type	Dilution	Result	True Value	Percent Recovery	Limits	Flag	Date	Time
		MB		0.0184	0.02004	92	60-150		08/07/97	1826
		LCS		0.0189	0.02004	94	60-150		08/07/97	1855
		LCD		0.0186	0.02004	93	60-150		08/07/97	1924
972105-1				0.0194	0.02004	97	60-150		08/07/97	1953
972105-2				0.0196	0.02004	98	60-150		08/07/97	2022
972105-3				0.0191	0.02004	95	60-150		08/07/97	2051
972105-4				0.0193	0.02004	96	60-150		08/07/97	2120
972105-5				0.0179	0.02004	89	60-150		08/07/97	2049
972105-6				0.0195	0.02004	97	60-150		08/07/97	2218
972077-1				0.0160	0.02004	80	60-150		08/07/97	2247
972077-2				0.0193	0.02004	96	60-150		08/08/97	0014

Method.....: SW-846 8240 Batch.....: 24612
Method Code.....: 8240 Analyst.....: vdt

Surrogate	Units
4-Bromofluorobenzene	ug/L

Lab ID	Matrix	QC Type	Dilution	Result	True Value	Percent Recovery	Limits	Flag	Date	Time
		LCS		44.93	50.172	89.6	86-115		08/11/97	1720
		MB		47.53	50.172	94.7	86-115		08/11/97	1756
972077-1				46.91	50.172	93.5	86-115		08/11/97	0743
77-2				47.48	50.172	94.6	86-115		08/11/97	0818

The analytical results, opinions or interpretations contained in this report are based upon information and material supplied by the client for whose exclusive and confidential use this report has been made. The analytical results, opinions or interpretations expressed represent the best judgment of Core Laboratories. Core Laboratories, however, makes no warranty or representation, express or implied, of any type, and expressly disclaims same as to the productivity, proper operations or profitableness of any oil, gas, coal or other mineral, property, well or sand in connection with which such report is used or relied upon for any reason whatsoever. This report shall not be reproduced, in whole or in part, without the written approval of Core Laboratories.

CORE LABORATORIES

SURROGATE RECOVERIES REPORT

Job Number.: 972077 Report Date: 08/21/97

CUSTOMER: Daniel B. Stephens & Associates PROJECT: 6033.2 ATTN: Bob Marley

Surrogate	Units
4-Bromofluorobenzene	ug/L

Lab ID	Matrix	QC Type	Dilution	Result	True Value	Percent Recovery	Limits	Flag	Date	Time
		SB		47.71	50.172	95.1	86-115		08/11/97	1526
		SBD		48.24	50.172	96.1	86-115		08/11/97	1559

Surrogate	Units
Dibromofluoromethane	ug/L

Lab ID	Matrix	QC Type	Dilution	Result	True Value	Percent Recovery	Limits	Flag	Date	Time
		LCS		45.29	50.190	90.2	86-118		08/11/97	1720
		MB		44.36	50.190	88.4	86-118		08/11/97	1756
972077-1				43.86	50.190	87.4	86-118		08/11/97	0743
972077-2				43.43	50.190	86.5	86-118		08/11/97	0818
		SB		43.57	50.190	86.8	86-118		08/11/97	1526
		SBD		43.32	50.190	86.3	86-118		08/11/97	1559

Surrogate	Units
Toluene-d8	ug/L

Lab ID	Matrix	QC Type	Dilution	Result	True Value	Percent Recovery	Limits	Flag	Date	Time
		LCS		45.42	50.175	90.5	88-110		08/11/97	1720
		MB		47.41	50.175	94.5	88-110		08/11/97	1756
972077-1				47.74	50.175	95.1	88-110		08/11/97	0743
972077-2				47.47	50.175	94.6	88-110		08/11/97	0818
		SB		47.32	50.175	94.3	88-110		08/11/97	1526
		SBD		47.49	50.175	94.6	88-110		08/11/97	1559

Method.....: SW-846 8270 Batch.....: 24775
Method Code.....: 8270 Analyst.....: dmj

Surrogate	Units
2,4,6-Tribromophenol	ug/L

Lab ID	Matrix	QC Type	Dilution	Result	True Value	Percent Recovery	Limits	Flag	Date	Time
		MB	1.00	63.59	100.51	63	10-123		08/15/97	1039
		LCS	1.00	68.02	100.51	68	10-123		08/15/97	1137
		LCD	1.00	63.60	100.51	63	10-123		08/15/97	1234
972077-1			1.00	59.36	100.51	59	10-123		08/15/97	1332
972077-2			1.00	65.55	100.51	65	10-123		08/15/97	1431
972105-1			1.00	65.71	100.51	65	10-123		08/15/97	1529
05-2			1.00	67.32	100.51	67	10-123		08/15/97	1628

The analytical results, opinions or interpretations contained in this report are based upon information and material supplied by the client for whose exclusive and confidential use this report has been made. The analytical results, opinions or interpretations expressed represent the best judgment of Core Laboratories. Core Laboratories, however, makes no warranty or representation, express or implied, of any type, and expressly disclaims same as to the productivity, proper operations or profitableness of any oil, gas, coal or other mineral, property, well or sand in connection with which such report is used or relied upon for any reason whatsoever. This report shall not be reproduced, in whole or in part, without the written approval of Core Laboratories.

CORE LABORATORIES

SURROGATE RECOVERIES REPORT

Job Number.: 972077 Report Date: 08/21/97

CUSTOMER: Daniel B. Stephens & Associates PROJECT: 6033.2 ATTN: Bob Marley

Surrogate	Units
2,4,6-Tribromophenol	ug/L

Lab ID	Matrix	QC Type	Dilution	Result	True Value	Percent Recovery	Limits	Flag	Date	Time
972105-3			1.00	67.44	100.51	67	10-123		08/15/97	1726
972105-4			1.00	64.88	100.51	65	10-123		08/19/97	0015
972105-5			1.00	62.65	100.51	62	10-123		08/19/97	0112
972105-6			1.00	64.20	100.51	64	10-123		08/19/97	0208

Surrogate	Units
2-Fluorobiphenyl	ug/L

Lab ID	Matrix	QC Type	Dilution	Result	True Value	Percent Recovery	Limits	Flag	Date	Time
		MB	1.00	38.92	50.00	78	43-116		08/15/97	1039
		LCS	1.00	40.28	50.00	81	43-116		08/15/97	1137
		LCD	1.00	38.41	50.00	77	43-116		08/15/97	1234
972077-1			1.00	33.63	50.00	67	43-116		08/15/97	1332
077-2			1.00	38.48	50.00	77	43-116		08/15/97	1431
105-1			1.00	40.71	50.00	81	43-116		08/15/97	1529
972105-2			1.00	40.39	50.00	81	43-116		08/15/97	1628
972105-3			1.00	39.85	50.00	80	43-116		08/15/97	1726
972105-4			1.00	41.23	50.00	82	43-116		08/19/97	0015
972105-5			1.00	37.93	50.00	76	43-116		08/19/97	0112
972105-6			1.00	38.26	50.00	77	43-116		08/19/97	0208

Surrogate	Units
2-Fluorophenol	ug/L

Lab ID	Matrix	QC Type	Dilution	Result	True Value	Percent Recovery	Limits	Flag	Date	Time
		MB	1.00	39.99	99.98	40	21-100		08/15/97	1039
		LCS	1.00	37.79	99.98	38	21-100		08/15/97	1137
		LCD	1.00	37.04	99.98	37	21-100		08/15/97	1234
972077-1			1.00	34.76	99.98	35	21-100		08/15/97	1332
972077-2			1.00	40.23	99.98	40	21-100		08/15/97	1431
972105-1			1.00	42.15	99.98	42	21-100		08/15/97	1529
972105-2			1.00	39.75	99.98	40	21-100		08/15/97	1628
972105-3			1.00	42.74	99.98	43	21-100		08/15/97	1726
972105-4			1.00	41.40	99.98	41	21-100		08/19/97	0015
972105-5			1.00	38.31	99.98	38	21-100		08/19/97	0112
972105-6			1.00	42.03	99.98	42	21-100		08/19/97	0208

The analytical results, opinions or interpretations contained in this report are based upon information and material supplied by the client for whose exclusive and confidential use this report has been made. The analytical results, opinions or interpretations expressed represent the best judgment of Core Laboratories. Core Laboratories, however, makes no warranty or representation, express or implied, of any type, and expressly disclaims same as to the productivity, proper operations or profitableness of any oil, gas, coal or other mineral, property, well or sand, in connection with which such report is used or relied upon for any reason whatsoever. This report shall not be reproduced, in whole or in part, without the written approval of Core Laboratories.

CORE LABORATORIES

SURROGATE RECOVERIES REPORT

Job Number.: 972077

Report Date: 08/21/97

CUSTOMER: Daniel B. Stephens & Associates PROJECT: 6033.2 ATTN: Bob Marley

Surrogate	Units
Nitrobenzene-d5	ug/L

Lab ID	Matrix	QC Type	Dilution	Result	True Value	Percent Recovery	Limits	Flag	Date	Time
		MB	1.00	39.19	50.07	78	35-114		08/15/97	1039
		LCS	1.00	39.51	50.07	79	35-114		08/15/97	1137
		LCD	1.00	38.33	50.07	77	35-114		08/15/97	1234
972077-1			1.00	35.36	50.07	71	35-114		08/15/97	1332
972077-2			1.00	39.03	50.07	78	35-114		08/15/97	1431
972105-1			1.00	40.76	50.07	81	35-114		08/15/97	1529
972105-2			1.00	40.41	50.07	81	35-114		08/15/97	1628
972105-3			1.00	41.14	50.07	82	35-114		08/15/97	1726
972105-4			1.00	35.59	50.07	71	35-114		08/19/97	0015
972105-5			1.00	33.25	50.07	66	35-114		08/19/97	0112
972105-6			1.00	34.50	50.07	69	35-114		08/19/97	0208

Surrogate	Units
Phenol-d6	ug/L

Lab ID	Matrix	QC Type	Dilution	Result	True Value	Percent Recovery	Limits	Flag	Date	Time
		MB	1.00	27.03	100.40	27	10-94		08/15/97	1039
		LCS	1.00	24.41	100.40	24	10-94		08/15/97	1137
		LCD	1.00	24.10	100.40	24	10-94		08/15/97	1234
972077-1			1.00	24.44	100.40	24	10-94		08/15/97	1332
972077-2			1.00	27.78	100.40	28	10-94		08/15/97	1431
972105-1			1.00	27.65	100.40	28	10-94		08/15/97	1529
972105-2			1.00	27.58	100.40	27	10-94		08/15/97	1628
972105-3			1.00	28.88	100.40	29	10-94		08/15/97	1726
972105-4			1.00	25.87	100.40	26	10-94		08/19/97	0015
972105-5			1.00	24.76	100.40	25	10-94		08/19/97	0112
972105-6			1.00	26.95	100.40	27	10-94		08/19/97	0208

Surrogate	Units
Terphenyl-d14	ug/L

Lab ID	Matrix	QC Type	Dilution	Result	True Value	Percent Recovery	Limits	Flag	Date	Time
		MB	1.00	43.06	50.02	86	33-141		08/15/97	1039
		LCS	1.00	43.90	50.02	88	33-141		08/15/97	1137
		LCD	1.00	41.11	50.02	82	33-141		08/15/97	1234
972077-1			1.00	40.59	50.02	81	33-141		08/15/97	1332
972077-2			1.00	44.59	50.02	89	33-141		08/15/97	1431
972105-1			1.00	44.24	50.02	88	33-141		08/15/97	1529
972105-2			1.00	44.59	50.02	89	33-141		08/15/97	1628
972105-3			1.00	43.52	50.02	87	33-141		08/15/97	1726
972105-4			1.00	47.56	50.02	95	33-141		08/19/97	0015
972105-5			1.00	47.57	50.02	95	33-141		08/19/97	0112
972105-6			1.00	46.92	50.02	94	33-141		08/19/97	0208

The analytical results, opinions or interpretations contained in this report are based upon information and material supplied by the client for whose exclusive and confidential use this report has been made. The analytical results, opinions or interpretations expressed represent the best judgment of Core Laboratories. Core Laboratories, however, makes no warranty or representation, express or implied, of any type, and expressly disclaims same as to the productivity, proper operations or profitableness of any oil, gas, coal or other mineral, property, well or sand, in connection with which such report is used or relied upon for any reason whatsoever. This report shall not be reproduced, in whole or in part, without the written approval of Core Laboratories.

CORE LABORATORIES

QUALITY ASSURANCE METHODS

REFERENCES AND NOTES

Report Date: 08/21/97

	WATER LIMITS Recovery	WATER LIMITS RPD	SOIL LIMITS Recovery	SOIL LIMITS RPD
VOLATILE ORGANICS				
Methods 602/8020 Surrogate				
Bromofluorobenzene	89-110%		78-123%	
Methods 602/8020 Spike/Spike Duplicate				
Benzene	39-150%	25	75-125%	25
Ethylbenzene	32-160%	25	60-140%	25
Toluene	46-148%	25	70-130%	25
Xylenes	75-125%	25	61-139%	25
Method 8015 Mod. Spike/Spike Duplicate				
TVPH	75-125%	20	48-152%	20
TEPH	54-135%	20	54-135%	20
Methods 624/8240/8260 Surrogates				
Dibromofluoromethane	86-118%		80-120%	
Toluene-(d8)	88-110%		81-117%	
4-Bromofluorobenzene	86-115%		74-121%	
Method 524.2 Surrogates				
4-Bromofluorobenzene	80-120%			
1,4-Dichlorobenzene-d4	80-120%			
Methods 624/8240 Spike/Spike Duplicate				
1,1-Dichloroethene	61-145%	14	59-172%	22
Trichloroethene	71-120%	14	62-137%	24
Benzene	76-127%	11	66-142%	21
Toluene	76-125%	13	59-139%	21
Chlorobenzene	75-130%	13	60-133%	21
Method 8260 Spike/Spike Duplicate				
1,1-Dichloroethene	70-130%	14	70-130%	22
Trichloroethene	71-120%	14	70-130%	24
Benzene	76-127%	11	70-130%	21
Toluene	76-125%	13	70-130%	21
Chlorobenzene	75-130%	13	70-130%	21
Method 524.2 Spike/Spike Duplicate				
1,1-Dichloroethene	80-120%	14		
Trichloroethene	80-120%	14		
Benzene	80-120%	11		
Toluene	80-120%	13		
Chlorobenzene	80-120%	13		
PESTICIDES AND PCB'S				
Methods 608/8080 Surrogates				
Tetrachloro-m-xylene	60-150%		60-150%	
4,4'-Dichlorobiphenyl	60-150%		60-150%	
Decachlorobiphenyl	60-150%		60-150%	
Method 8140 Surrogates				
Tributylphosphate	36-152%		36-152%	
Triphenylphosphate	36-152%		36-152%	

The analytical results, opinions or interpretations contained in this report are based upon information and material supplied by the client for whose exclusive and confidential use this report has been made. The analytical results, opinions or interpretations expressed represent the best judgment of Core Laboratories. Core Laboratories, however, makes no warranty or representation, express or implied, of any type, and expressly disclaims same as to the productivity, proper operations or profitableness of any oil, gas, coal or other mineral property, well or sand in connection with which such report is used or relied upon for any reason whatsoever. This report shall not be reproduced, in whole or in part, without the written approval of Core Laboratories.

QUALITY ASSURANCE METHODS

REFERENCES AND NOTES

Report Date: 08/21/97

	WATER LIMITS Recovery	WATER LIMITS RPD	SOIL LIMITS Recovery	SOIL LIMITS RPD
SEMIVOLATILE ORGANICS				
Methods 625/8270 Surrogates				
Nitrobenzene-d5	35-114%		23-120%	
2-Fluorobiphenyl	43-116%		30-115%	
4-Terphenyl-d14	33-141%		18-137%	
Phenol-d6	10-94%		24-113%	
2-Fluorophenol	21-100%		25-121%	
2,4,6-Tribromophenol	10-123%		19-122%	
Methods 625/8270 Spike/Spike Duplicate				
Phenol	12-110%	42	26-90%	35
2-Chlorophenol	27-123%	40	25-102%	50
1,4-Dichlorobenzene	36-97%	28	28-104%	27
N-Nitroso-di-n-propylamine	41-116%	38	41-126%	38
1,2,4-Trichlorobenzene	39-98%	28	38-107%	23
4-Chloro-3-methylphenol	23-97%	42	26-103%	33
Acenaphthene	46-118%	31	31-137%	19
4-Nitrophenol	10-80%	50	11-114%	50
2,4-Dintrotoluene	24-96%	38	28-89%	47
Pentachlorophenol	9-103%	50	17-109%	47
Pyrene	26-127%	31	35-142%	36
HERBICIDES				
Method 8150 Surrogate				
2,4-Dichlorophenylacetic acid	50-150%		50-150%	
Method 8150 Spike/Spike Duplicate				
2,4-D	41-126%	25	41-126%	25
2,4,5-T	45-119%	25	45-119%	25

The analytical results, opinions or interpretations contained in this report are based upon information and material supplied by the client for whose exclusive and confidential use this report has been made. The analytical results, opinions or interpretations expressed represent the best judgment of Core Laboratories. Core Laboratories, however, makes no warranty or representation, express or implied, of any type, and expressly disclaims same as to the productivity, proper operations or profitableness of any oil, gas, coal or other mineral, property, well or sand in connection with which such report is used or relied upon for any reason whatsoever. This report shall not be reproduced, in whole or in part, without the written approval of Core Laboratories.

QUALITY ASSURANCE METHODS

REFERENCES AND NOTES

Report Date: 08/21/97

(1) EPA 600/4-79-020 Methods for Chemical Analysis of Water and Wastes, March 1983

(2) EPA SW846 Test Methods for Evaluating Solid Waste, Third Edition, September 1986

(3) EPA SW846 Test Methods for Evaluating Solid Waste, Final Update I, July 1992

(4) EPA SW846 Test Methods for Evaluating Solid Waste, Final Update II, September 1994

(5) EPA SW846 Test Methods for Evaluating Solid Waste, Final Update IIA, August 1993

(6) EPA SW846 Test Methods for Evaluating Solid Waste, Final Update IIB, January 1995

(7) Standard Methods for the Examination of Water and Wastewater, 16th Edition, 1985

(8) Standard Methods for the Examination of Water and Wastewater, 17th Edition, 1989

(9) Standard Methods for the Examination of Water and Wastewater, 18th Edition, 1992

(10) EPA 600/4-80-032 Prescribed Procedures For Measurement Of Radioactivity in Drinking Water, August 1980

(11) EPA 600/8-78-017 Microbiological Methods For Monitoring The Environment, December 1978

(12) Federal Register, July 1, 1990 (40 CFR Part 136)

(13) EPA 600/4-88-03 Methods For The Determination of Organics Compounds in Drinking Water, December 1988

(14) U.S.G.S. Methods For Determination of Inorganic Substances In Water And Fluvial Sediments, Book 5, Chapter A1, 1985

(15) Federal Register, June 7, 1991 (40 CFR Parts 141 & 142)

(16) ASTM Section 11 Water and Environmental Technology, Volume 11.01 Water (1), 1991

(17) Methods of Soil Analysis, American Society of Agronomy, Agronomy No. 9, 1965

(18) ASTM Section 5, Petroleum Products, Lubricants, and Fossil Fuels, Volume 05.05, Gaseous Fuels, Coal, and Coke

(19) EPA 600/2-78-054 Field and Laboratory Methods Applicable To Overburdens and Mine Soils, March 1978

(20) ASTM Part 19, Soils and Rocks; Building Stones, 1981

The analytical results, opinions or interpretations contained in this report are based upon information and material supplied by the client for whose exclusive and confidential use this report has been made. The analytical results, opinions or interpretations expressed represent the best judgment of Core Laboratories. Core Laboratories, however, makes no warranty or representation, express or implied, of any type, and expressly disclaims same as to the productivity, proper operations or profitableness of any oil, gas, coal or other mineral, property, well or sand in connection with which such report is used or relied upon for any reason whatsoever. This report shall not be reproduced, in whole or in part, without the written approval of Core Laboratories.

QUALITY ASSURANCE METHODS

REFERENCES AND NOTES

Report Date: 08/21/97

COMMENTS

a) ND = Not detected. NC = Not calculable due to value(s) lower than the detection limit.

b) Data in the QA report may differ from final results due to digestion and/or dilution of samples into analytical ranges. Quality control results are reported "as analyzed" within the instruments established calibration range.

c) The "Time Analyzed" in the QA report refers to the start time of the analytical batch which may not reflect the actual time of each analysis. The "Date Analyzed" is the actual date of analysis.

d) Results for soil and sludge samples are reported on a wet weight basis (i.e. not corrected for percent moisture) unless otherwise indicated.

BLANK QC SAMPLE IDENTIFICATION

MB	Method Blank
EB	Extraction Blank
ICB	Initial Calibration Blank
CCB	Continuing Calibration Blank

SPIKE QC SAMPLE IDENTIFICATION

MS	Method (Matrix) Spike
MSD	Method (Matrix) Spike Duplicate
PDS	Post-Digestion Spike
SB	Spike Blank
SBD	Spike Blank Duplicate

REFERENCE STANDARD QC SAMPLE IDENTIFICATION

LCS	Laboratory Control Standard
RS	Reference Standard
ICV	Initial Calibration Verification Standard
CCV	Continuing Calibration Verification Standard
ISA/ISB	ICP Interference Check Sample
ICL	Initial Calibration/Laboratory Control Sample
DSC	Distilled Standard Check

DUPLICATE QC SAMPLE IDENTIFICATION

MD	Method (Matrix) Duplicate
ED	Extraction Duplicate

Analyses performed by a subcontract laboratory are indicated on the analytical and/or quality control reports under "Technician" using the following codes:

SUBCONTRACT LABORATORY	CODE
Core Laboratories - Anaheim, CA	* AN
Core Laboratories - Casper, WY	* CA
Core Laboratories - Corpus Christi, TX	* CC
Core Laboratories - Edison, NJ	* ED
Core Laboratories - Gulf States - Houston, TX	* HE
Core Laboratories - Houston, TX	* HP
Core Laboratories - Indianapolis, IN	* IN

The analytical results, opinions or interpretations contained in this report are based upon information and material supplied by the client for whose exclusive and confidential use this report has been made. The analytical results, opinions or interpretations expressed represent the best judgment of Core Laboratories. Core Laboratories, however, makes no warranty or representation, express or implied, of any type, and expressly disclaims same as to the productivity, proper operations or profitableness of any oil, gas, coal or other mineral property, well or sand in connection with which such report is used or relied upon for any reason whatsoever. This report shall not be reproduced, in whole or in part, without the written approval of Core Laboratories.

QUALITY ASSURANCE METHODS

REFERENCES AND NOTES

Report Date: 08/21/97

Core Laboratories - Lake Charles, LA	* LC
Core Laboratories - Long Beach, CA	* LB
Core Laboratories - Tampa, FL	* TP
Core Laboratories - Valparaiso, IN	* VP
Other Subcontract Laboratories	* XX

EXPLANATION OF DATA QUALIFIERS - ORGANIC PARAMETERS

U - This qualifier indicates that the analyte was analyzed for but not detected.

J - This qualifier indicates that the value is an estimate. It is used when a compound is determined to be present based on the mass spectral data but at a concentration less than the practical quantitation limit of the method.

E - This qualifier indicates that a sample result is an estimate because the concentration exceeded the upper calibration range of the instrument.

EXPLANATION OF DATA QUALIFIERS - METALS & INORGANIC PARAMETERS

U - This qualifier indicates that the analyte was analyzed for but not detected.

B - This qualifier indicates that the analyte was detected at a level below the reporting limit but greater than or equal to the instrument detection limit.

EXPLANATION OF DATA FLAGS - ALL PARAMETERS

B - This flag indicates that an analyte is present in the method blank as well as in the sample. The client should consider this when evaluating the data.

E - This flag indicates the reported value is estimated due to sample matrix interference.

W - This flag indicates that a post-digestion spike for GFAA analysis is outside quality control limits.

X - This flag indicates that a surrogate recovery is outside quality control limits.

Y - This flag indicates a spike or spike duplicate recovery is outside quality control limits.

Z - This flag indicates a relative percent difference for a spike and spike duplicate is outside quality control limits.

* - This flag indicates a relative percent difference for a duplicate analysis is outside quality control limits.

^ - This flag indicates a percent recovery for a standard is outside quality control limits.

The analytical results, opinions or interpretations contained in this report are based upon information and material supplied by the client for whose exclusive and confidential use this report has been made. The analytical results, opinions or interpretations expressed represent the best judgment of Core Laboratories. Core Laboratories, however, makes no warranty or representation, express or implied, of any type, and expressly disclaims same as to the productivity, proper operations or profitableness of any oil, gas, coal or other mineral property, well or sand in connection with which such report is used or relied upon for any reason whatsoever. This report shall not be reproduced, in whole or in part, without the written approval of Core Laboratories

Job Number 972079
October 14, 1997

CORE LABORATORIES

ANALYTICAL REPORT

JOB NUMBER: 972079

Prepared For:

Daniel B. Stephens & Associates
6020 Academy NE
Suite 100
Albuquerque, NM 87109

Attention: Bob Marley

Date: 10/14/97

ADDITIONAL DATA

Don Morris
Signature

October 14, 1997
Date

Name: Don L. Morris

Title: Project Coordinator

CORE LABORATORIES, INC.
10703 East Bethany Drive
Aurora, CO 80014

PHONE: (303) 751-1780
FAX: (303) 751-1784

CORE LAB

CORE LABORATORIES, INC.

1 of 2

.109068

CHAIN OF CUSTODY RECORD

CUSTOMER INFORMATION	PROJECT INFORMATION
COMPANY: DANIEL B. STEPHENS & ASSOC	PROJECT NAME/NUMBER: ENRON ROSWELL / 6033.2
SEND REPORT TO: BOB MARLEY	BILLING INFORMATION
ADDRESS: 6020 ACADEMY NE #100	BILL TO: GEORGE ROBINSON
ALBUQUERQUE NM	ADDRESS: C/O ENRON ENVIRONMENTAL AFFAIRS 1400 SMITH ST
87109	HUSTON TX
PHONE: 505-822-9400	PHONE: 713-646-7327
FAX: 505-822-8877	FAX: PO NO.:

LAB JOB NO. 972079

SAMPLE NO.	SAMPLE DESCRIPTION	SAMPLE DATE	SAMPLE TIME	SAMPLE MATRIX	CONTAINER	PRESERV.	NUMBER OF CONTAINERS	TPH	8240 VOCs	SVOCs, PCB, METALS						REMARKS / PRECAUTIONS
1	MW-23D-13	7/25/97	1320	SOIL	4 oz	NONE		X								
2	MW-23D-33	7/26/97	0920	↑	4 oz	↑		X								
3	MW-23D-52	7/26/97	1310		8 oz			X	X	X						IF INSUFFICIENT SAMPLE CALL MARLEY FOR PRIORITIES
4	MW-23D-73	7/26/97	1715		4 oz			X								
5	MW-22-32	7/27/97	1730		4 oz			X								
6	MW-22-42	7/27/97	1848		4 oz			X								
7	MW-23D-100	7/28/97	1530		4 oz			X								
8	MW-23D-110	7/28/97	1605		4 oz			X								
9	MW-23D-126	7/29/97	0805	↓	4 oz	↓		X								Temp 1.5°C
10	MW-23D-150	7/29/97	0915	SOIL	4 oz	NONE		X								

SAMPLER: C. PIGMAN

SHIPMENT METHOD: FED EX

AIRBILL NO.: 5541655943

REQUIRED TURNAROUND:* [ ] SAME DAY [ ] 24 HOURS [ ] 48 HOURS [ ] 72 HOURS [ ] 5 DAYS [ ] 10 DAYS [X] ROUTINE OTHER

1. RELINQUISHED BY:	DATE	2. RELINQUISHED BY:	DATE	3. RELINQUISHED BY:	DATE
SIGNATURE: C. PIGMAN [signature]	7/30/97	SIGNATURE:		SIGNATURE:	
PRINTED NAME/COMPANY: DANIEL B. STEPHENS & ASSOC	TIME: 1430	PRINTED NAME/COMPANY:	TIME	PRINTED NAME/COMPANY:	TIME
1. RECEIVED BY:	DATE	2. RECEIVED BY:	DATE	3. RECEIVED BY:	DATE
SIGNATURE: Ann Kelley	7/31/97	SIGNATURE:		SIGNATURE:	
PRINTED NAME/COMPANY: Ann Kelley CORE	TIME: 0905	PRINTED NAME/COMPANY:	TIME	PRINTED NAME/COMPANY:	TIME

* RUSH TURNAROUND MAY REQUIRE SURCHARGE

CORE LAB

CORE LABORATORIES, INC.

2 OF 2 | 109069

CHAIN OF CUSTODY RECORD

CUSTOMER INFORMATION	PROJECT INFORMATION
COMPANY: DANIEL B. STEPHENS & ASSOC	PROJECT NAME/NUMBER: ENRON ROSWELL / 6033.2
SEND REPORT TO: BOB MARLEY	BILLING INFORMATION
ADDRESS: 6020 ACADEMY NE #100	BILL TO: GEORGE ROBINSON
ALBUQUERQUE NM	ADDRESS: C/O ENRON ENVIRONMENTAL AFFAIRS 1400 SMITH ST
87109	HUSTON TX
PHONE: 505-822-9400	PHONE: 713-646-7327
FAX: 505-822-8877	FAX: PO NO.:

LAB JOB NO. 972079

SAMPLE NO.	SAMPLE DESCRIPTION	SAMPLE DATE	SAMPLE TIME	SAMPLE MATRIX	CONTAINER	PRESERV.	NUMBER OF CONTAINERS	TPH	8240 VOC'S	5VOC'S, PCB, METALS					REMARKS / PRECAUTIONS
11	MW-23D-170	7/29/97	0940	SOIL	4oz	NONE		X	X	X					IF INSUFFICIENT SAMPLE CALL MARLEY FOR PRIORITIES
12	MW-23D-180	7/29/97	1130	SOIL	4oz	NONE		X							
															Temp 1.5°C

SAMPLER: C. PIGMAN | SHIPMENT METHOD: FED EX | AIRBILL NO.: 5541655943

REQUIRED TURNAROUND:* [ ] SAME DAY [ ] 24 HOURS [ ] 48 HOURS [ ] 72 HOURS [ ] 5 DAYS [ ] 10 DAYS [X] ROUTINE OTHER

1. RELINQUISHED BY:	DATE	2. RELINQUISHED BY:	DATE	3. RELINQUISHED BY:	DATE
SIGNATURE: [signature]	7/30/97	SIGNATURE:		SIGNATURE:	
PRINTED NAME/COMPANY: DANIEL B. STEPHENS & ASSOC	TIME: 1430	PRINTED NAME/COMPANY:	TIME	PRINTED NAME/COMPANY:	TIME
1. RECEIVED BY:	DATE	2. RECEIVED BY:	DATE	3. RECEIVED BY:	DATE
SIGNATURE: [signature]	7/31/97	SIGNATURE:		SIGNATURE:	
PRINTED NAME/COMPANY: Ann Kelley CORE	TIME: 0905	PRINTED NAME/COMPANY:	TIME	PRINTED NAME/COMPANY:	TIME

* RUSH TURNAROUND MAY REQUIRE SURCHARGE

- [ ] **Anaheim, CA** 1250 E. Gene Autry Way, Anaheim, CA 92805, (714) 937-1094 Fax (714) 937-1170
- [ ] **Aurora, CO** 10703 E. Bethany Drive, Aurora, CO 80014, (303) 751-1780 Fax (303) 751-1784
- [ ] **Casper, WY** 420 W. First Street, Casper, WY 82601, (307) 235-5741 Fax (307) 266-1676
- [ ] **Corpus Christi, TX** 1733 N. Padre Island Drive, Corpus Christi, TX 78408, (512) 289-2673 Fax (512) 289-2471
- [ ] **Edison, NJ** 284 Raritan Center Parkway, Edison, NJ 08837, (908) 225-6700 Fax (908) 225-6777
- [ ] **Houston, TX (Env)** 6310 Rothway Drive, Houston, TX 77040, (713) 690-4444 Fax (713) 690-5646
- [ ] **Houston, TX (Pet)** 8210 Mosley Road, Houston, TX 77075
- [ ] **Indianapolis, IN** 7726 Moller Road, Indianapolis, IN 46268, (317) 875-5894 Fax (317) 873-6189
- [ ] **Lake Charles, LA** 3645 Beglis Parkway, Sulphur, LA 70663, (318) 583-4026 Fax (318) 583-4029
- [ ] **Long Beach, CA** 3700 Cherry Avenue, Long Beach, CA 90807
- [ ] **Tampa, FL** 5460 Beaumont Center Blvd., Tampa, FL 33634
- [ ] **Valparaiso, IN** 2400 Cumberland Drive, Valparaiso, IN 46383

CORE LABORATORIES

SAMPLE DELIVERY GROUP NARRATIVE

August 21, 1997

Customer: Daniel B. Stephens & Associates
Project: ENRON ROSWELL/6033.2
Core Laboratories Project Number: 972079

Method 8240 GC/MS Volatile Analysis:

The initial analysis of sample 972079-3 on 8/7/97 injected 9 minutes outside of the 12 hour tune window. Sample 3,1 and the MS/MSD also had the surrogate 4-bromofluorobenzene below acceptance criteria. The samples were set up to be reanalyzed the next day but due to an instrument malfunction no data was acquired. These samples were reanalyzed on 8/11/97 outside of holding time and the data was comparable. The original analysis within holding time was reported.

Method 8270 GC/MS Semivolatiles Analysis:

The laboratory control sample analyzed on 8/19/97 had several compounds above acceptance criteria. Historical data shows increased recovery can be expected for these analytes. There were no detections for these analytes in the associated samples.

Linda L. Benkers
QA/QC Coordinator

Kathy Klausmeier
Laboratory Supervisor

The analytical results, opinions or interpretations contained in this report are based upon information and material supplied by the client for whose exclusive and confidential use this report has been made. The analytical results, opinions or interpretations expressed represent the best judgment of Core Laboratories. Core Laboratories, however, makes no warranty or representation, express or implied, of any type, and expressly disclaims same as to the productivity, proper operations or profitableness of any oil, gas, coal, or other mineral property, well or sand in connection with which such report is used or relied upon for any reason whatsoever. This report shall not be reproduced, in whole or in part, without the written approval of Core Laboratories.

CORE LABORATORIES

Sample Delivery Group Narrative

August 26, 1997

Customer: Daniel B. Stephens & Associates
Project: ENRON/ROSWELL 6033.2
Core Laboratories Project Number: 972079

During the analysis and subsequent data review, it was noted that the method duplicates on sample 972088-1 for mercury and sample 972081-1 for copper were outside of the normal acceptance limits for method duplicates. Upon review of the data, no definitive answer was found to explain the variance although a nonhomogeneous sample matrix is suspected to be a contributing factor. Under a normal CLP reporting format, these values and all associated values would be flagged with an "*" on the final report.

Linda L. Benkers
QA/QC Coordinator

The analytical results, opinions or interpretations contained in this report are based upon information and material supplied by the client for whose exclusive and confidential use this report has been made. The analytical results, opinions or interpretations expressed represent the best judgment of Core Laboratories. Core Laboratories, however, makes no warranty or representation, express or implied, of any type, and expressly disclaims same as to the productivity, proper operations or profitableness of any oil, gas, coal, or other mineral, property, well or sand, in connection with which such report is used or relied upon for any reason whatsoever. This report shall not be reproduced, in whole or in part, without the written approval of Core Laboratories.

CORE LABORATORIES

SAMPLE INFORMATION
Date: 10/14/97

Job Number.: 972079
Customer ..: Daniel B. Stephens & Associates
Attn.....: Bob Marley

Project Number.....: 97000162
Customer Project ID....: ENRON/ROSWELL 6033.2
Project Description....: DB Stephens/ 6033.2

Laboratory Sample ID	Customer Sample ID	Sample Matrix	Date Sampled	Time Sampled	Date Received	Time Received
972079-1	MW-23D-13	Soil	07/25/97	13:20	07/31/97	09:05
972079-2	MW-23D-33	Soil	07/26/97	09:20	07/31/97	09:05
972079-3	MW-23D-52	Soil	07/26/97	13:10	07/31/97	09:05
972079-4	MW-23D-73	Soil	07/26/97	17:15	07/31/97	09:05
972079-5	MW-22-32	Soil	07/27/97	17:30	07/31/97	09:05
972079-6	MW-22-42	Soil	07/27/97	18:48	07/31/97	09:05
972079-7	MW-23D-100	Soil	07/28/97	15:30	07/31/97	09:05
972079-8	MW-23D-110	Soil	07/28/97	16:05	07/31/97	09:05
972079-9	MW-23D-126	Soil	07/29/97	08:05	07/31/97	09:05
972079-10	MW-23D-150	Soil	07/29/97	09:15	07/31/97	09:05
972079-11	MW-23D-170	Soil	07/29/97	09:40	07/31/97	09:05
972079-12	MW-23D-180	Soil	07/29/97	11:30	07/31/97	09:05

CORE LABORATORIES

LABORATORY TEST RESULTS

Job Number: 972079

Date: 10/14/97

CUSTOMER: Daniel B. Stephens & Associates PROJECT: ENRON/ROSWELL 6033.2 ATTN: Bob Marley

Customer Sample ID: MW-23D-13
Date Sampled.....: 07/25/97
Time Sampled.....: 13:20
Sample Matrix.....: Soil

Laboratory Sample ID: 972079-1
Date Received.....: 07/31/97
Time Received.....: 09:05

TEST METHOD	PARAMETER/TEST DESCRIPTION	SAMPLE RESULT	REPORTING LIMIT	UNITS	DATE	TECH
EPA 418.1	Total Recoverable Petroleum Hydrocarbons, Solid	55	10	mg/Kg	08/12/97	jbd

CORE LABORATORIES

LABORATORY TEST RESULTS

Job Number: 972079

Date: 10/14/97

CUSTOMER: Daniel B. Stephens & Associates

PROJECT: ENRON/ROSWELL 6033.2

ATTN: Bob Marley

Customer Sample ID: MW-23D-33
Date Sampled.....: 07/26/97
Time Sampled.....: 09:20
Sample Matrix.....: Soil

Laboratory Sample ID: 972079-2
Date Received.....: 07/31/97
Time Received.....: 09:05

TEST METHOD	PARAMETER/TEST DESCRIPTION	SAMPLE RESULT	REPORTING LIMIT	UNITS	DATE	TECH
EPA 418.1	Total Recoverable Petroleum Hydrocarbons, Solid	59	10	mg/Kg	08/12/97	jbd

CORE LABORATORIES

LABORATORY TEST RESULTS

Job Number: 972079 Date: 10/14/97

CUSTOMER: Daniel B. Stephens & Associates PROJECT: ENRON/ROSWELL 6033.2 ATTN: Bob Marley

Customer Sample ID: MW-23D-52
Date Sampled.....: 07/26/97
Time Sampled.....: 13:10
Sample Matrix.....: Soil

Laboratory Sample ID: 972079-3
Date Received.....: 07/31/97
Time Received.....: 09:05

TEST METHOD	PARAMETER/TEST DESCRIPTION	SAMPLE RESULT	REPORTING LIMIT	UNITS	DATE	TECH
SW-846 3050	Acid Digestion: Solids	Complete			08/12/97	veb
SW-846 6010A	Aluminum (Al), Solid	9800	50	mg/Kg	08/14/97	gag
SW-846 6010A	Antimony (Sb), Solid	1	1	mg/Kg	08/14/97	gag
SW-846 6010A	Arsenic (As), Solid	2	1	mg/Kg	08/14/97	gag
SW-846 6010A	Barium (Ba), Solid	102	1	mg/Kg	08/14/97	gag
SW-846 6010A	Beryllium (Be), Solid	<0.5	0.5	mg/Kg	08/14/97	gag
SW-846 6010A	Cadmium (Cd), Solid	<0.5	0.5	mg/Kg	08/14/97	gag
SW-846 6010A	Chromium (Cr), Solid	11	1	mg/Kg	08/14/97	gag
W-846 6010A	Cobalt (Co), Solid	4	3	mg/Kg	08/14/97	gag
SW-846 6010A	Copper (Cu), Solid	5	1	mg/Kg	08/14/97	gag
SW-846 6010A	Lead (Pb), Solid	3.2	0.3	mg/Kg	08/14/97	gag
SW-846 7471	Mercury (Hg), Solid	<0.10	0.10	mg/Kg	08/05/97	veb
SW-846 6010A	Selenium (Se), Solid	<1	1	mg/Kg	08/14/97	gag
SW-846 6010A	Thallium (Tl), Solid	<1	1	mg/Kg	08/14/97	gag
EPA 418.1	Total Recoverable Petroleum Hydrocarbons, Solid	47	10	mg/Kg	08/12/97	jbd
SW-846 3550	Extraction (Ultrasonic) PCBs					
	Ultrasonic Extraction	Complete			08/08/97	rwm
SW-846 8080	PCB Analysis					
	Aroclor 1016, Solid	ND	17	ug/Kg	08/13/97	smc
	Aroclor 1221, Solid	ND	17	ug/Kg	08/13/97	smc
	Aroclor 1232, Solid	ND	17	ug/Kg	08/13/97	smc
	Aroclor 1242, Solid	ND	17	ug/Kg	08/13/97	smc
	Aroclor 1248, Solid	ND	17	ug/Kg	08/13/97	smc
	Aroclor 1254, Solid	ND	17	ug/Kg	08/13/97	smc
	Aroclor 1260, Solid	ND	17	ug/Kg	08/13/97	smc
	Aroclor 1262, Solid	ND	17	ug/Kg	08/13/97	smc
	Aroclor 1268, Solid	ND	17	ug/Kg	08/13/97	smc
	Total PCB's, Solid	ND	17	ug/Kg	08/13/97	smc
SW-846 3550	Extraction (Ultrasonic) SVOCs					
	Ultrasonic Extraction	Complete			08/08/97	rwm
SW-846 8270	Semivolatile Organics					

CORE LABORATORIES

LABORATORY TEST RESULTS

Job Number: 972079 Date: 10/14/97

CUSTOMER: Daniel B. Stephens & Associates PROJECT: ENRON/ROSWELL 6033.2 ATTN: Bob Marley

Customer Sample ID: MW-23D-52
Date Sampled.....: 07/26/97
Time Sampled.....: 13:10
Sample Matrix.....: Soil

Laboratory Sample ID: 972079-3
Date Received.....: 07/31/97
Time Received.....: 09:05

TEST METHOD	PARAMETER/TEST DESCRIPTION	SAMPLE RESULT	REPORTING LIMIT	UNITS	DATE	TECH
	Acenaphthene, Solid	ND	330	ug/Kg	08/19/97	dmj
	Acenaphthylene, Solid	ND	330	ug/Kg	08/19/97	dmj
	Anthracene, Solid	ND	330	ug/Kg	08/19/97	dmj
	Benzidine, Solid	ND	1650	ug/Kg	08/19/97	dmj
	Benzo(a)anthracene, Solid	ND	330	ug/Kg	08/19/97	dmj
	Benzo(b)fluoranthene, Solid	ND	330	ug/Kg	08/19/97	dmj
	Benzo(k)fluoranthene, Solid	ND	330	ug/Kg	08/19/97	dmj
	Benzo(ghi)perylene, Solid	ND	330	ug/Kg	08/19/97	dmj
	Benzo(a)pyrene, Solid	ND	330	ug/Kg	08/19/97	dmj
	Benzyl alcohol, Solid	ND	330	ug/Kg	08/19/97	dmj
	Butyl benzyl phthalate, Solid	ND	330	ug/Kg	08/19/97	dmj
	Bis(2-chloroethoxy)methane, Solid	ND	330	ug/Kg	08/19/97	dmj
	Bis(2-chloroethyl)ether, Solid	ND	330	ug/Kg	08/19/97	dmj
	Bis(2-chloroisopropyl)ether, Solid	ND	330	ug/Kg	08/19/97	dmj
	Bis(2-ethylhexyl)phthalate, Solid	ND	330	ug/Kg	08/19/97	dmj
	4-Bromophenyl phenyl ether, Solid	ND	330	ug/Kg	08/19/97	dmj
	4-Chloroaniline, Solid	ND	330	ug/Kg	08/19/97	dmj
	2-Chloronaphthalene, Solid	ND	330	ug/Kg	08/19/97	dmj
	4-Chlorophenyl phenyl ether, Solid	ND	330	ug/Kg	08/19/97	dmj
	Chrysene, Solid	ND	330	ug/Kg	08/19/97	dmj
	Dibenzo(a,h)anthracene, Solid	ND	330	ug/Kg	08/19/97	dmj
	Dibenzofuran, Solid	ND	330	ug/Kg	08/19/97	dmj
	1,2-Dichlorobenzene, Solid	ND	330	ug/Kg	08/19/97	dmj
	1,3-Dichlorobenzene, Solid	ND	330	ug/Kg	08/19/97	dmj
	1,4-Dichlorobenzene, Solid	ND	330	ug/Kg	08/19/97	dmj
	3,3-Dichlorobenzidine, Solid	ND	330	ug/Kg	08/19/97	dmj
	Diethyl phthalate, Solid	ND	330	ug/Kg	08/19/97	dmj
	Dimethyl phthalate, Solid	ND	330	ug/Kg	08/19/97	dmj
	Di-n-butyl phthalate, Solid	ND	330	ug/Kg	08/19/97	dmj
	Di-n-octyl phthalate, Solid	ND	330	ug/Kg	08/19/97	dmj
	2,4-Dinitrotoluene, Solid	ND	330	ug/Kg	08/19/97	dmj
	2,6-Dinitrotoluene, Solid	ND	330	ug/Kg	08/19/97	dmj
	Fluoranthene, Solid	ND	330	ug/Kg	08/19/97	dmj
	Fluorene, Solid	ND	330	ug/Kg	08/19/97	dmj
	Hexachlorobenzene, Solid	ND	330	ug/Kg	08/19/97	dmj
	Hexachlorobutadiene, Solid	ND	330	ug/Kg	08/19/97	dmj
	Hexachlorocyclopentadiene, Solid	ND	330	ug/Kg	08/19/97	dmj
	Hexachloroethane, Solid	ND	330	ug/Kg	08/19/97	dmj
	Indeno(1,2,3-cd)pyrene, Solid	ND	330	ug/Kg	08/19/97	dmj
	Isophorone, Solid	ND	330	ug/Kg	08/19/97	dmj
	2-Methylnaphthalene, Solid	ND	330	ug/Kg	08/19/97	dmj
	Naphthalene, Solid	ND	330	ug/Kg	08/19/97	dmj
	o-Nitroaniline, Solid	ND	1650	ug/Kg	08/19/97	dmj
	m-Nitroaniline, Solid	ND	1650	ug/Kg	08/19/97	dmj
	p-Nitroaniline, Solid	ND	1650	ug/Kg	08/19/97	dmj
	Nitrobenzene, Solid	ND	330	ug/Kg	08/19/97	dmj
	n-Nitrosodi-n-propylamine, Solid	ND	330	ug/Kg	08/19/97	dmj
	n-Nitrosodiphenylamine, Solid	ND	330	ug/Kg	08/19/97	dmj
	Phenanthrene, Solid	ND	330	ug/Kg	08/19/97	dmj

CORE LABORATORIES

LABORATORY TEST RESULTS

Job Number: 972079 Date: 10/14/97

CUSTOMER: Daniel B. Stephens & Associates PROJECT: ENRON/ROSWELL 6033.2 ATTN: Bob Marley

Customer Sample ID: MW-23D-52
Date Sampled.....: 07/26/97
Time Sampled.....: 13:10
Sample Matrix.....: Soil

Laboratory Sample ID: 972079-3
Date Received.....: 07/31/97
Time Received.....: 09:05

TEST METHOD	PARAMETER/TEST DESCRIPTION	SAMPLE RESULT	REPORTING LIMIT	UNITS	DATE	TECH
	Pyrene, Solid	ND	330	ug/Kg	08/19/97	dmj
	1,2,4-Trichlorobenzene, Solid	ND	330	ug/Kg	08/19/97	dmj
	Benzoic acid, Solid	ND	1650	ug/Kg	08/19/97	dmj
	4-Chloro-3-methylphenol, Solid	ND	330	ug/Kg	08/19/97	dmj
	2-Chlorophenol, Solid	ND	330	ug/Kg	08/19/97	dmj
	2,4-Dichlorophenol, Solid	ND	330	ug/Kg	08/19/97	dmj
	2,4-Dimethylphenol, Solid	ND	330	ug/Kg	08/19/97	dmj
	2,4-Dinitrophenol, Solid	ND	1650	ug/Kg	08/19/97	dmj
	2-Methyl-4,6-dinitrophenol, Solid	ND	1650	ug/Kg	08/19/97	dmj
	2-Methylphenol (o-cresol), Solid	ND	330	ug/Kg	08/19/97	dmj
	4-Methylphenol (p-cresol), Solid	ND	330	ug/Kg	08/19/97	dmj
	2-Nitrophenol, Solid	ND	330	ug/Kg	08/19/97	dmj
	4-Nitrophenol, Solid	ND	1650	ug/Kg	08/19/97	dmj
	Pentachlorophenol, Solid	ND	1650	ug/Kg	08/19/97	dmj
	Phenol, Solid	ND	330	ug/Kg	08/19/97	dmj
	2,4,5-Trichlorophenol, Solid	ND	330	ug/Kg	08/19/97	dmj
	2,4,6-Trichlorophenol, Solid	ND	330	ug/Kg	08/19/97	dmj
SW-846 8240	Volatile Organics					
	Acetone, Solid	ND	100	ug/Kg	08/08/97	mla
	Benzene, Solid	ND	1	ug/Kg	08/08/97	mla
	Bromodichloromethane, Solid	ND	5	ug/Kg	08/08/97	mla
	Bromoform, Solid	ND	5	ug/Kg	08/08/97	mla
	Bromomethane, Solid	ND	10	ug/Kg	08/08/97	mla
	Methyl ethyl ketone (2-Butanone), Solid	ND	100	ug/Kg	08/08/97	mla
	Carbon disulfide, Solid	ND	5	ug/Kg	08/08/97	mla
	Carbon tetrachloride, Solid	ND	5	ug/Kg	08/08/97	mla
	Chlorobenzene, Solid	ND	5	ug/Kg	08/08/97	mla
	Chloroethane, Solid	ND	10	ug/Kg	08/08/97	mla
	2-Chloroethylvinyl ether, Solid	ND	10	ug/Kg	08/08/97	mla
	Chloroform, Solid	ND	5	ug/Kg	08/08/97	mla
	Chloromethane, Solid	ND	10	ug/Kg	08/08/97	mla
	Dibromochloromethane, Solid	ND	5	ug/Kg	08/08/97	mla
	1,1-Dichloroethane, Solid	ND	5	ug/Kg	08/08/97	mla
	1,2-Dichloroethane, Solid	ND	5	ug/Kg	08/08/97	mla
	1,1-Dichloroethene, Solid	ND	5	ug/Kg	08/08/97	mla
	trans-1,2-Dichloroethene, Solid	ND	5	ug/Kg	08/08/97	mla
	1,2-Dichloropropane, Solid	ND	5	ug/Kg	08/08/97	mla
	cis-1,3-Dichloropropene, Solid	ND	5	ug/Kg	08/08/97	mla
	trans-1,3-Dichloropropene, Solid	ND	5	ug/Kg	08/08/97	mla
	Ethylbenzene, Solid	ND	5	ug/Kg	08/08/97	mla
	2-Hexanone, Solid	ND	50	ug/Kg	08/08/97	mla
	Methylene chloride, Solid	ND	5	ug/Kg	08/08/97	mla
	4-Methyl-2-pentanone (MIBK), Solid	ND	50	ug/Kg	08/08/97	mla
	Styrene, Solid	ND	5	ug/Kg	08/08/97	mla
	1,1,2,2-Tetrachloroethane, Solid	ND	5	ug/Kg	08/08/97	mla
	Tetrachloroethene, Solid	ND	5	ug/Kg	08/08/97	mla
	Toluene, Solid	ND	5	ug/Kg	08/08/97	mla
	1,1,1-Trichloroethane, Solid	ND	5	ug/Kg	08/08/97	mla

CORE LABORATORIES

LABORATORY TEST RESULTS

Job Number: 972079 Date: 10/14/97

CUSTOMER: Daniel B. Stephens & Associates PROJECT: ENRON/ROSWELL 6033.2 ATTN: Bob Marley

Customer Sample ID: MW-23D-52
Date Sampled.....: 07/26/97
Time Sampled.....: 13:10
Sample Matrix.....: Soil

Laboratory Sample ID: 972079-3
Date Received.....: 07/31/97
Time Received.....: 09:05

TEST METHOD	PARAMETER/TEST DESCRIPTION	SAMPLE RESULT	REPORTING LIMIT	UNITS	DATE	TECH
	1,1,2-Trichloroethane, Solid	ND	5	ug/Kg	08/08/97	mla
	Trichloroethene, Solid	ND	5	ug/Kg	08/08/97	mla
	Vinyl acetate, Solid	ND	50	ug/Kg	08/08/97	mla
	Vinyl chloride, Solid	ND	10	ug/Kg	08/08/97	mla
	Xylenes (total), Solid	ND	5	ug/Kg	08/08/97	mla

CORE LABORATORIES

LABORATORY TEST RESULTS

Job Number: 972079

Date: 10/14/97

CUSTOMER: Daniel B. Stephens & Associates PROJECT: ENRON/ROSWELL 6033.2 ATTN: Bob Marley

Customer Sample ID: MW-23D-73
Date Sampled.....: 07/26/97
Time Sampled.....: 17:15
Sample Matrix.....: Soil

Laboratory Sample ID: 972079-4
Date Received.....: 07/31/97
Time Received.....: 09:05

TEST METHOD	PARAMETER/TEST DESCRIPTION	SAMPLE RESULT	REPORTING LIMIT	UNITS	DATE	TECH
EPA 418.1	Total Recoverable Petroleum Hydrocarbons, Solid	50	10	mg/Kg	08/12/97	jbd

CORE LABORATORIES

LABORATORY TEST RESULTS

Job Number: 972079

Date: 10/14/97

CUSTOMER: Daniel B. Stephens & Associates

PROJECT: ENRON/ROSWELL 6033.2

ATTN: Bob Marley

Customer Sample ID: MW-22-32
Date Sampled.....: 07/27/97
Time Sampled.....: 17:30
Sample Matrix.....: Soil

Laboratory Sample ID: 972079-5
Date Received.....: 07/31/97
Time Received.....: 09:05

TEST METHOD	PARAMETER/TEST DESCRIPTION	SAMPLE RESULT	REPORTING LIMIT	UNITS	DATE	TECH
EPA 418.1	Total Recoverable Petroleum Hydrocarbons, Solid	42	10	mg/Kg	08/12/97	jbd

CORE LABORATORIES

LABORATORY TEST RESULTS

Job Number: 972079

Date: 10/14/97

CUSTOMER: Daniel B. Stephens & Associates

PROJECT: ENRON/ROSWELL 6033.2

ATTN: Bob Marley

Customer Sample ID: MW-22-42
Date Sampled.....: 07/27/97
Time Sampled.....: 18:48
Sample Matrix.....: Soil

Laboratory Sample ID: 972079-6
Date Received.....: 07/31/97
Time Received.....: 09:05

TEST METHOD	PARAMETER/TEST DESCRIPTION	SAMPLE RESULT	REPORTING LIMIT	UNITS	DATE	TECH
EPA 418.1	Total Recoverable Petroleum Hydrocarbons, Solid	55	10	mg/Kg	08/12/97	jbd

CORE LABORATORIES

LABORATORY TEST RESULTS

Job Number: 972079

Date: 10/14/97

CUSTOMER: Daniel B. Stephens & Associates

PROJECT: ENRON/ROSWELL 6033.2

ATTN: Bob Marley

Customer Sample ID: MW-23D-100
Date Sampled.....: 07/28/97
Time Sampled.....: 15:30
Sample Matrix.....: Soil

Laboratory Sample ID: 972079-7
Date Received.....: 07/31/97
Time Received.....: 09:05

TEST METHOD	PARAMETER/TEST DESCRIPTION	SAMPLE RESULT	REPORTING LIMIT	UNITS	DATE	TECH
EPA 418.1	Total Recoverable Petroleum Hydrocarbons, Solid	72	10	mg/Kg	08/12/97	jbd

CORE LABORATORIES

LABORATORY TEST RESULTS

Job Number: 972079

Date: 10/14/97

CUSTOMER: Daniel B. Stephens & Associates

PROJECT: ENRON/ROSWELL 6033.2

ATTN: Bob Marley

Customer Sample ID: MW-23D-110
Date Sampled.....: 07/28/97
Time Sampled.....: 16:05
Sample Matrix.....: Soil

Laboratory Sample ID: 972079-8
Date Received.....: 07/31/97
Time Received.....: 09:05

TEST METHOD	PARAMETER/TEST DESCRIPTION	SAMPLE RESULT	REPORTING LIMIT	UNITS	DATE	TECH
EPA 418.1	Total Recoverable Petroleum Hydrocarbons, Solid	71	10	mg/Kg	08/12/97	jbd

CORE LABORATORIES

LABORATORY TEST RESULTS

Job Number: 972079

Date: 10/14/97

CUSTOMER: Daniel B. Stephens & Associates PROJECT: ENRON/ROSWELL 6033.2 ATTN: Bob Marley

Customer Sample ID: MW-23D-126
Date Sampled.....: 07/29/97
Time Sampled.....: 08:05
Sample Matrix.....: Soil

Laboratory Sample ID: 972079-9
Date Received.....: 07/31/97
Time Received.....: 09:05

TEST METHOD	PARAMETER/TEST DESCRIPTION	SAMPLE RESULT	REPORTING LIMIT	UNITS	DATE	TECH
EPA 418.1	Total Recoverable Petroleum Hydrocarbons, Solid	93	10	mg/Kg	08/12/97	jbd

CORE LABORATORIES

LABORATORY TEST RESULTS

Job Number: 972079 Date: 10/14/97

CUSTOMER: Daniel B. Stephens & Associates PROJECT: ENRON/ROSWELL 6033.2 ATTN: Bob Marley

Customer Sample ID: MW-23D-150
Date Sampled.....: 07/29/97
Time Sampled.....: 09:15
Sample Matrix.....: Soil

Laboratory Sample ID: 972079-10
Date Received.....: 07/31/97
Time Received.....: 09:05

TEST METHOD	PARAMETER/TEST DESCRIPTION	SAMPLE RESULT	REPORTING LIMIT	UNITS	DATE	TECH
EPA 418.1	Total Recoverable Petroleum Hydrocarbons, Solid	60	10	mg/Kg	08/12/97	jbd

CORE LABORATORIES

LABORATORY TEST RESULTS

Job Number: 972079 Date: 10/14/97

CUSTOMER: Daniel B. Stephens & Associates PROJECT: ENRON/ROSWELL 6033.2 ATTN: Bob Marley

Customer Sample ID: MW-23D-170
Date Sampled.....: 07/29/97
Time Sampled.....: 09:40
Sample Matrix.....: Soil

Laboratory Sample ID: 972079-11
Date Received.....: 07/31/97
Time Received.....: 09:05

TEST METHOD	PARAMETER/TEST DESCRIPTION	SAMPLE RESULT	REPORTING LIMIT	UNITS	DATE	TECH
SW-846 3050	Acid Digestion: Solids	Complete			08/13/97	veb
SW-846 6010A	Aluminum (Al), Solid	1180	5	mg/Kg	08/14/97	gag
SW-846 6010A	Antimony (Sb), Solid	4	1	mg/Kg	08/14/97	gag
SW-846 6010A	Arsenic (As), Solid	<1	1	mg/Kg	08/14/97	gag
SW-846 6010A	Barium (Ba), Solid	6	1	mg/Kg	08/14/97	gag
SW-846 6010A	Beryllium (Be), Solid	<0.5	0.5	mg/Kg	08/14/97	gag
SW-846 6010A	Cadmium (Cd), Solid	<0.5	0.5	mg/Kg	08/14/97	gag
SW-846 6010A	Chromium (Cr), Solid	2	1	mg/Kg	08/14/97	gag
-846 6010A	Cobalt (Co), Solid	<3	3	mg/Kg	08/14/97	gag
SW-846 6010A	Copper (Cu), Solid	2	1	mg/Kg	08/14/97	gag
SW-846 6010A	Lead (Pb), Solid	1.3	0.3	mg/Kg	08/14/97	gag
SW-846 7471	Mercury (Hg), Solid	<0.10	0.10	mg/Kg	08/05/97	veb
SW-846 6010A	Selenium (Se), Solid	<1	1	mg/Kg	08/14/97	gag
SW-846 6010A	Thallium (Tl), Solid	2	1	mg/Kg	08/14/97	gag
EPA 418.1	Total Recoverable Petroleum Hydrocarbons, Solid	52	10	mg/Kg	08/12/97	jbd
SW-846 3550	Extraction (Ultrasonic) PCBs					
	Ultrasonic Extraction	Complete			08/08/97	rwm
SW-846 8080	PCB Analysis					
	Aroclor 1016, Solid	ND	17	ug/Kg	08/13/97	smc
	Aroclor 1221, Solid	ND	17	ug/Kg	08/13/97	smc
	Aroclor 1232, Solid	ND	17	ug/Kg	08/13/97	smc
	Aroclor 1242, Solid	ND	17	ug/Kg	08/13/97	smc
	Aroclor 1248, Solid	ND	17	ug/Kg	08/13/97	smc
	Aroclor 1254, Solid	ND	17	ug/Kg	08/13/97	smc
	Aroclor 1260, Solid	ND	17	ug/Kg	08/13/97	smc
	Aroclor 1262, Solid	ND	17	ug/Kg	08/13/97	smc
	Aroclor 1268, Solid	ND	17	ug/Kg	08/13/97	smc
	Total PCB's, Solid	ND	17	ug/Kg	08/13/97	smc
SW-846 3550	Extraction (Ultrasonic) SVOCs					
	Ultrasonic Extraction	Complete			08/08/97	rwm
-W-846 8270	Semivolatile Organics					

CORE LABORATORIES

LABORATORY TEST RESULTS

Job Number: 972079 Date: 10/14/97

CUSTOMER: Daniel B. Stephens & Associates PROJECT: ENRON/ROSWELL 6033.2 ATTN: Bob Marley

Customer Sample ID: MW-23D-170
Date Sampled.....: 07/29/97
Time Sampled.....: 09:40
Sample Matrix.....: Soil

Laboratory Sample ID: 972079-11
Date Received.....: 07/31/97
Time Received.....: 09:05

TEST METHOD	PARAMETER/TEST DESCRIPTION	SAMPLE RESULT	REPORTING LIMIT	UNITS	DATE	TECH
	Acenaphthene, Solid	ND	330	ug/Kg	08/19/97	dmj
	Acenaphthylene, Solid	ND	330	ug/Kg	08/19/97	dmj
	Anthracene, Solid	ND	330	ug/Kg	08/19/97	dmj
	Benzidine, Solid	ND	1650	ug/Kg	08/19/97	dmj
	Benzo(a)anthracene, Solid	ND	330	ug/Kg	08/19/97	dmj
	Benzo(b)fluoranthene, Solid	ND	330	ug/Kg	08/19/97	dmj
	Benzo(k)fluoranthene, Solid	ND	330	ug/Kg	08/19/97	dmj
	Benzo(ghi)perylene, Solid	ND	330	ug/Kg	08/19/97	dmj
	Benzo(a)pyrene, Solid	ND	330	ug/Kg	08/19/97	dmj
	Benzyl alcohol, Solid	ND	330	ug/Kg	08/19/97	dmj
	Butyl benzyl phthalate, Solid	ND	330	ug/Kg	08/19/97	dmj
	Bis(2-chloroethoxy)methane, Solid	ND	330	ug/Kg	08/19/97	dmj
	Bis(2-chloroethyl)ether, Solid	ND	330	ug/Kg	08/19/97	dmj
	Bis(2-chloroisopropyl)ether, Solid	ND	330	ug/Kg	08/19/97	dmj
	Bis(2-ethylhexyl)phthalate, Solid	ND	330	ug/Kg	08/19/97	dmj
	4-Bromophenyl phenyl ether, Solid	ND	330	ug/Kg	08/19/97	dmj
	4-Chloroaniline, Solid	ND	330	ug/Kg	08/19/97	dmj
	2-Chloronaphthalene, Solid	ND	330	ug/Kg	08/19/97	dmj
	4-Chlorophenyl phenyl ether, Solid	ND	330	ug/Kg	08/19/97	dmj
	Chrysene, Solid	ND	330	ug/Kg	08/19/97	dmj
	Dibenzo(a,h)anthracene, Solid	ND	330	ug/Kg	08/19/97	dmj
	Dibenzofuran, Solid	ND	330	ug/Kg	08/19/97	dmj
	1,2-Dichlorobenzene, Solid	ND	330	ug/Kg	08/19/97	dmj
	1,3-Dichlorobenzene, Solid	ND	330	ug/Kg	08/19/97	dmj
	1,4-Dichlorobenzene, Solid	ND	330	ug/Kg	08/19/97	dmj
	3,3-Dichlorobenzidine, Solid	ND	330	ug/Kg	08/19/97	dmj
	Diethyl phthalate, Solid	ND	330	ug/Kg	08/19/97	dmj
	Dimethyl phthalate, Solid	ND	330	ug/Kg	08/19/97	dmj
	Di-n-butyl phthalate, Solid	ND	330	ug/Kg	08/19/97	dmj
	Di-n-octyl phthalate, Solid	ND	330	ug/Kg	08/19/97	dmj
	2,4-Dinitrotoluene, Solid	ND	330	ug/Kg	08/19/97	dmj
	2,6-Dinitrotoluene, Solid	ND	330	ug/Kg	08/19/97	dmj
	Fluoranthene, Solid	ND	330	ug/Kg	08/19/97	dmj
	Fluorene, Solid	ND	330	ug/Kg	08/19/97	dmj
	Hexachlorobenzene, Solid	ND	330	ug/Kg	08/19/97	dmj
	Hexachlorobutadiene, Solid	ND	330	ug/Kg	08/19/97	dmj
	Hexachlorocyclopentadiene, Solid	ND	330	ug/Kg	08/19/97	dmj
	Hexachloroethane, Solid	ND	330	ug/Kg	08/19/97	dmj
	Indeno(1,2,3-cd)pyrene, Solid	ND	330	ug/Kg	08/19/97	dmj
	Isophorone, Solid	ND	330	ug/Kg	08/19/97	dmj
	2-Methylnaphthalene, Solid	ND	330	ug/Kg	08/19/97	dmj
	Naphthalene, Solid	ND	330	ug/Kg	08/19/97	dmj
	o-Nitroaniline, Solid	ND	1650	ug/Kg	08/19/97	dmj
	m-Nitroaniline, Solid	ND	1650	ug/Kg	08/19/97	dmj
	p-Nitroaniline, Solid	ND	1650	ug/Kg	08/19/97	dmj
	Nitrobenzene, Solid	ND	330	ug/Kg	08/19/97	dmj
	n-Nitrosodi-n-propylamine, Solid	ND	330	ug/Kg	08/19/97	dmj
	n-Nitrosodiphenylamine, Solid	ND	330	ug/Kg	08/19/97	dmj
	Phenanthrene, Solid	ND	330	ug/Kg	08/19/97	dmj

CORE LABORATORIES

LABORATORY TEST RESULTS

Job Number: 972079 Date: 10/14/97

CUSTOMER: Daniel B. Stephens & Associates PROJECT: ENRON/ROSWELL 6033.2 ATTN: Bob Marley

Customer Sample ID: MW-23D-170
Date Sampled.....: 07/29/97
Time Sampled.....: 09:40
Sample Matrix.....: Soil

Laboratory Sample ID: 972079-11
Date Received.....: 07/31/97
Time Received.....: 09:05

TEST METHOD	PARAMETER/TEST DESCRIPTION	SAMPLE RESULT	REPORTING LIMIT	UNITS	DATE	TECH
	Pyrene, Solid	ND	330	ug/Kg	08/19/97	dmj
	1,2,4-Trichlorobenzene, Solid	ND	330	ug/Kg	08/19/97	dmj
	Benzoic acid, Solid	ND	1650	ug/Kg	08/19/97	dmj
	4-Chloro-3-methylphenol, Solid	ND	330	ug/Kg	08/19/97	dmj
	2-Chlorophenol, Solid	ND	330	ug/Kg	08/19/97	dmj
	2,4-Dichlorophenol, Solid	ND	330	ug/Kg	08/19/97	dmj
	2,4-Dimethylphenol, Solid	ND	330	ug/Kg	08/19/97	dmj
	2,4-Dinitrophenol, Solid	ND	1650	ug/Kg	08/19/97	dmj
	2-Methyl-4,6-dinitrophenol, Solid	ND	1650	ug/Kg	08/19/97	dmj
	2-Methylphenol (o-cresol), Solid	ND	330	ug/Kg	08/19/97	dmj
	4-Methylphenol (p-cresol), Solid	ND	330	ug/Kg	08/19/97	dmj
	2-Nitrophenol, Solid	ND	330	ug/Kg	08/19/97	dmj
	4-Nitrophenol, Solid	ND	1650	ug/Kg	08/19/97	dmj
	Pentachlorophenol, Solid	ND	1650	ug/Kg	08/19/97	dmj
	Phenol, Solid	ND	330	ug/Kg	08/19/97	dmj
	2,4,5-Trichlorophenol, Solid	ND	330	ug/Kg	08/19/97	dmj
	2,4,6-Trichlorophenol, Solid	ND	330	ug/Kg	08/19/97	dmj
SW-846 8240	Volatile Organics					
	Acetone, Solid	ND	100	ug/Kg	08/12/97	mla
	Benzene, Solid	ND	1	ug/Kg	08/12/97	mla
	Bromodichloromethane, Solid	ND	5	ug/Kg	08/12/97	mla
	Bromoform, Solid	ND	5	ug/Kg	08/12/97	mla
	Bromomethane, Solid	ND	10	ug/Kg	08/12/97	mla
	Methyl ethyl ketone (2-Butanone), Solid	ND	100	ug/Kg	08/12/97	mla
	Carbon disulfide, Solid	ND	5	ug/Kg	08/12/97	mla
	Carbon tetrachloride, Solid	ND	5	ug/Kg	08/12/97	mla
	Chlorobenzene, Solid	ND	5	ug/Kg	08/12/97	mla
	Chloroethane, Solid	ND	10	ug/Kg	08/12/97	mla
	2-Chloroethylvinyl ether, Solid	ND	10	ug/Kg	08/12/97	mla
	Chloroform, Solid	ND	5	ug/Kg	08/12/97	mla
	Chloromethane, Solid	ND	10	ug/Kg	08/12/97	mla
	Dibromochloromethane, Solid	ND	5	ug/Kg	08/12/97	mla
	1,1-Dichloroethane, Solid	ND	5	ug/Kg	08/12/97	mla
	1,2-Dichloroethane, Solid	ND	5	ug/Kg	08/12/97	mla
	1,1-Dichloroethene, Solid	ND	5	ug/Kg	08/12/97	mla
	trans-1,2-Dichloroethene, Solid	ND	5	ug/Kg	08/12/97	mla
	1,2-Dichloropropane, Solid	ND	5	ug/Kg	08/12/97	mla
	cis-1,3-Dichloropropene, Solid	ND	5	ug/Kg	08/12/97	mla
	trans-1,3-Dichloropropene, Solid	ND	5	ug/Kg	08/12/97	mla
	Ethylbenzene, Solid	ND	5	ug/Kg	08/12/97	mla
	2-Hexanone, Solid	ND	50	ug/Kg	08/12/97	mla
	Methylene chloride, Solid	ND	5	ug/Kg	08/12/97	mla
	4-Methyl-2-pentanone (MIBK), Solid	ND	50	ug/Kg	08/12/97	mla
	Styrene, Solid	ND	5	ug/Kg	08/12/97	mla
	1,1,2,2-Tetrachloroethane, Solid	ND	5	ug/Kg	08/12/97	mla
	Tetrachloroethene, Solid	ND	5	ug/Kg	08/12/97	mla
	Toluene, Solid	ND	5	ug/Kg	08/12/97	mla
	1,1,1-Trichloroethane, Solid	ND	5	ug/Kg	08/12/97	mla

CORE LABORATORIES

LABORATORY TEST RESULTS

Job Number: 972079

Date: 10/14/97

CUSTOMER: Daniel B. Stephens & Associates PROJECT: ENRON/ROSWELL 6033.2 ATTN: Bob Marley

Customer Sample ID: MW-23D-170
Date Sampled.....: 07/29/97
Time Sampled.....: 09:40
Sample Matrix.....: Soil

Laboratory Sample ID: 972079-11
Date Received.....: 07/31/97
Time Received.....: 09:05

TEST METHOD	PARAMETER/TEST DESCRIPTION	SAMPLE RESULT	REPORTING LIMIT	UNITS	DATE	TECH
	1,1,2-Trichloroethane, Solid	ND	5	ug/Kg	08/12/97	mla
	Trichloroethene, Solid	ND	5	ug/Kg	08/12/97	mla
	Vinyl acetate, Solid	ND	50	ug/Kg	08/12/97	mla
	Vinyl chloride, Solid	ND	10	ug/Kg	08/12/97	mla
	Xylenes (total), Solid	ND	5	ug/Kg	08/12/97	mla

CORE LABORATORIES

LABORATORY TEST RESULTS

Job Number: 972079

Date: 10/14/97

CUSTOMER: Daniel B. Stephens & Associates PROJECT: ENRON/ROSWELL 6033.2 ATTN: Bob Marley

Customer Sample ID: MW-23D-180
Date Sampled.....: 07/29/97
Time Sampled.....: 11:30
Sample Matrix.....: Soil

Laboratory Sample ID: 972079-12
Date Received.....: 07/31/97
Time Received.....: 09:05

TEST METHOD	PARAMETER/TEST DESCRIPTION	SAMPLE RESULT	REPORTING LIMIT	UNITS	DATE	TECH
EPA 418.1	Total Recoverable Petroleum Hydrocarbons, Solid	68	10	mg/Kg	08/12/97	jbd

CORE LABORATORIES

QUALITY CONTROL RESULTS

Job Number: 972079 Date: 10/14/97

CUSTOMER: Daniel B. Stephens & Associates PROJECT: ENRON/ROSWELL 6033.2 ATTN: Bob Marley

Test Method.....: SW-846 7471 Batch.....: 24343 Analyst...: veb
Method Description.: Mercury (CVAA) Units.....: mg/L
Parameter.....: Mercury (Hg)

QC	Lab ID	Reagent	QC Result	QC Result	True Value	Orig. Value	Calc. Result	*	Limits	F	Date/Time
ICV		970701H	0.004375		0.004000		109.4	%	90-110		08/05/97 1341
ICB		08057	-0.000062						0.0002		08/05/97 1343
MB		0805	-0.000118						0.0002		08/05/97 1345
SB		970529M	0.005050		0.005000		101.0	%	75-125		08/05/97 1347
LCS		970529M	0.002563		0.003000		85.4	%	80-120		08/05/97 1349
MD	972009-7		-0.000113			-0.000112	0.000000	A	0.0002000		08/05/97 1353
MS	972009-7	970529M	0.004847		0.005000	-0.000112	99.2	%	80-120		08/05/97 1356
MB		0805	-0.000118						0.0002		08/05/97 1358
SB		970529M	0.005476		0.005000		109.5	%	75-125		08/05/97 1400
CCV		960930N	0.005433		0.005000		108.7	%	90-110		08/05/97 1406
CCB		08057	-0.000064						0.0002		08/05/97 1408
MS	972088-1	970529M	0.008200		0.005000	0.002379	116.4	%	80-120		08/05/97 1411
MD	972088-1		0.003000			0.002379	23.1	R	20	*	08/05/97 1413
CCV		960930N	0.005403		0.005000		108.1	%	90-110		08/05/97 1432
CCB		08057	-0.000066						0.0002		08/05/97 1434
CCV		960930N	0.005420		0.005000		108.4	%	90-110		08/05/97 1440
CCB		08057	-0.000062						0.0002		08/05/97 1442

est Method.....: EPA 418.1 Batch.....: 24613 Analyst...: jbd
Method Description.: Total Recoverable Petroleum Hydrocarbons Units.....: mg/L
Parameter.....: Total Recoverable Petroleum Hydrocarbons

QC	Lab ID	Reagent	QC Result	QC Result	True Value	Orig. Value	Calc. Result	*	Limits	F	Date/Time
ICB		R081197M	0						1		08/12/97 1000
MB		R081197M	0						1		08/12/97 1000
CCB		R081197M	0						1		08/12/97 1000
ICV		940114	45		44		102.3	%	90-110		08/12/97 1000
CCV		X970811C	51		50		102.0	%	90-110		08/12/97 1000
MD	972079-12		70.9507			67.7980	4.5	R	20		08/12/97 1000

Test Method.....: SW-846 6010A Batch.....: 26837 Analyst...: gag
Method Description.: Metals Analysis (ICAP Trace) Units.....: mg/L
Parameter.....: Antimony (Sb)

QC	Lab ID	Reagent	QC Result	QC Result	True Value	Orig. Value	Calc. Result	*	Limits	F	Date/Time
ICV		970508T	1.95516		2.00		97.8	%	90-110		08/14/97 1251
ICB		970714T	-0.00004						0.01		08/14/97 1334
ISB		970708X	0.89815		1.000		89.8	%	80-120		08/14/97 1349
ISB		970716WW	0.86337		1.000		86.3	%	80-120		08/14/97 1400
CRI		970516Z	0.00305		0.002500		122.0	%			08/14/97 1407
MB		0812	0.00241						0.01		08/14/97 1420
SB		970723Z	0.90258		1.000		90.3	%	75-125		08/14/97 1423
LCS		970353	0.46220		0.543000		85.1	%	9.4-189.7		08/14/97 1429
LCS		970353	0.05166		0.054300		95.1	%	9.4-189.7		08/14/97 1434
CCV		970716T	2.33905		2.5		93.6	%	90-110		08/14/97 1446
CCB		970714T	-0.00160						0.01		08/14/97 1458
CCV		970716T	2.36865		2.5		94.7	%	90-110		08/14/97 1557
CCB		970714T	-0.00400						0.01		08/14/97 1602
	972081-1	970723Z	0.82589		1.000	-0.00086	82.7	%	80-120		08/14/97 1625

* %-% REC R-RPD A-ABS Diff. D-% Diff.

CORE LABORATORIES

QUALITY CONTROL RESULTS

Job Number: 972079 Date: 10/14/97

CUSTOMER: Daniel B. Stephens & Associates PROJECT: ENRON/ROSWELL 6033.2 ATTN: Bob Marley

Test Method.....: SW-846 6010A Batch.....: 26837 Analyst...: gag
Method Description.: Metals Analysis (ICAP Trace) Units.....: mg/L
Parameter.....: Antimony (Sb)

QC	Lab ID	Reagent	QC Result	QC Result	True Value	Orig. Value	Calc. Result	*	Limits	F	Date/Time
MSD	972081-1	970723Z	0.81844	0.82589	1.000	-0.00086	81.9	%	80-120		08/14/97 1630
							0.9	R	20		
MD	972081-1		0.00427			-0.00086	0.00513	A	0.10000		08/14/97 1641
CCV		970716T	2.33058		2.5		93.2	%	90-110		08/14/97 1700
CCB		970714T	-0.00384						0.01		08/14/97 1705
SD	972081-2		-0.00314			0.01110		D			08/14/97 1714
CCV		970716T	2.34792		2.5		93.9	%	90-110		08/14/97 1759
CCB		970714T	-0.00250						0.01		08/14/97 1802
CCV		970716T	2.40404		2.5		96.2	%	90-110		08/14/97 1856
CCB		970714T	-0.00483						0.01		08/14/97 1859
CCV		970716T	2.42963		2.5		97.2	%	90-110		08/14/97 1936
CCB		970714T	0.00173						0.01		08/14/97 1945
ISB		970708X	0.92669		1.000		92.7	%	80-120		08/14/97 2015
CCV		970716T	2.41663		2.5		96.7	%	90-110		08/14/97 2027
CCB		970714T	-0.00265						0.01		08/14/97 2030
ISB		970716WW	0.96364		1.000		96.4	%	80-120		08/14/97 2041
CCV		970716T	2.39593		2.5		95.8	%	90-110		08/14/97 2049
CCB		970714T	0.00426						0.01		08/14/97 2057

Test Method.....: SW-846 6010A Batch.....: 26837 Analyst...: gag
Method Description.: Metals Analysis (ICAP Trace) Units.....: mg/L
Parameter.....: Arsenic (As)

QC	Lab ID	Reagent	QC Result	QC Result	True Value	Orig. Value	Calc. Result	*	Limits	F	Date/Time
ICV		970508T	1.98090		2.00		99.0	%	90-110		08/14/97 1251
ICB		970714T	-0.00256						0.01		08/14/97 1334
ISB		970708X	0.89750		1.000		89.8	%	80-120		08/14/97 1349
ISB		970716WW	1.01288		1.000		101.3	%	80-120		08/14/97 1400
CRI		970516Z	0.00197		0.002500		78.8	%			08/14/97 1407
MB		0812	-0.00097						0.01		08/14/97 1420
SB		970723Z	0.89068		1.000		89.1	%	75-125		08/14/97 1423
LCS		970353	0.94277		1.080000		87.3	%	74.2-125.9		08/14/97 1429
LCS		970353	0.10815		0.108000		100.1	%	74.2-125.9		08/14/97 1434
CCV		970716T	2.37743		2.5		95.1	%	90-110		08/14/97 1446
CCB		970714T	0.00037						0.01		08/14/97 1458
CCV		970716T	2.45748		2.5		98.3	%	90-110		08/14/97 1557
CCB		970714T	-0.00192						0.01		08/14/97 1602
MS	972081-1	970723Z	0.93119		1.000	0.06936	86.2	%	80-120		08/14/97 1625
MSD	972081-1	970723Z	0.92663	0.93119	1.000	0.06936	85.7	%	80-120		08/14/97 1630
							0.5	R	20		
MD	972081-1		0.06549			0.06936	0.00387	A	0.05000		08/14/97 1641
CCV		970716T	2.40856		2.5		96.3	%	90-110		08/14/97 1700
CCB		970714T	-0.00210						0.01		08/14/97 1705
SD	972081-2		0.00496			0.02944		D			08/14/97 1714
CCV		970716T	2.43543		2.5		97.4	%	90-110		08/14/97 1759
CCB		970714T	0.00016						0.01		08/14/97 1802
CCV		970716T	2.51410		2.5		100.6	%	90-110		08/14/97 1856
CCB		970714T	-0.00002						0.01		08/14/97 1859
CCV		970716T	2.39579		2.5		95.8	%	90-110		08/14/97 1936
CCB		970714T	-0.00039						0.01		08/14/97 1945
		970708X	0.91675		1.000		91.7	%	80-120		08/14/97 2015

* %-% REC R-RPD A-ABS Diff. D-% Diff.

CORE LABORATORIES

QUALITY CONTROL RESULTS

Job Number: 972079 Date: 10/14/97

CUSTOMER: Daniel B. Stephens & Associates PROJECT: ENRON/ROSWELL 6033.2 ATTN: Bob Marley

Test Method.....: SW-846 6010A Batch.....: 26837 Analyst...: gag
Method Description.: Metals Analysis (ICAP Trace) Units.....: mg/L
Parameter.....: Arsenic (As)

QC	Lab ID	Reagent	QC Result	QC Result	True Value	Orig. Value	Calc. Result	*	Limits	F	Date/Time
CCV		970716T	2.41317		2.5		96.5	%	90-110		08/14/97 2027
CCB		970714T	0.00011						0.01		08/14/97 2030
ISB		970716WW	0.99533		1.000		99.5	%	80-120		08/14/97 2041
CCV		970716T	2.37682		2.5		95.1	%	90-110		08/14/97 2049
CCB		970714T	0.00057						0.01		08/14/97 2057

Test Method.....: SW-846 6010A Batch.....: 26837 Analyst...: gag
Method Description.: Metals Analysis (ICAP Trace) Units.....: mg/L
Parameter.....: Lead (Pb)

QC	Lab ID	Reagent	QC Result	QC Result	True Value	Orig. Value	Calc. Result	*	Limits	F	Date/Time
ICV		970508T	1.97294		2.00		98.6	%	90-110		08/14/97 1251
ICB		970714T	-0.00040						0.003		08/14/97 1334
ISB		970708X	0.86087		1.000		86.1	%	80-120		08/14/97 1349
ISB		970716WW	0.92193		1.000		92.2	%	80-120		08/14/97 1400
CRI		970516Z	0.00398		0.002500		159.2	%			08/14/97 1407
		0812	0.00291						0.003		08/14/97 1420
		970723Z	0.92986		1.000		93.0	%	75-125		08/14/97 1423
LCS		970353	0.39810		0.443000		89.9	%	76.1-123.9		08/14/97 1429
LCS		970353	0.04482		0.044300		101.2	%	76.1-123.9		08/14/97 1434
CCV		970716T	0.95214		1.0		95.2	%	90-110		08/14/97 1446
CCB		970714T	0.00102						0.003		08/14/97 1458
CCV		970716T	0.99103		1.0		99.1	%	90-110		08/14/97 1557
CCB		970714T	0.00024						0.003		08/14/97 1602
MS	972081-1	970723Z	0.92023		1.000	0.02046	90.0	%	80-120		08/14/97 1625
MSD	972081-1	970723Z	0.90859	0.92023	1.000	0.02046	88.8	%	80-120		08/14/97 1630
							1.3	R	20		
MD	972081-1		0.02012			0.02046	0.00034	A	0.05000		08/14/97 1641
CCV		970716T	0.97990		1.0		98.0	%	90-110		08/14/97 1700
CCB		970714T	0.00021						0.003		08/14/97 1705
SD	972081-2		0.01647			0.07551		D			08/14/97 1714
CCV		970716T	0.97728		1.0		97.7	%	90-110		08/14/97 1759
CCB		970714T	0.00006						0.003		08/14/97 1802
CCV		970716T	1.01125		1.0		101.1	%	90-110		08/14/97 1856
CCB		970714T	-0.00133						0.003		08/14/97 1859
CCV		970716T	0.97002		1.0		97.0	%	90-110		08/14/97 1936
CCB		970714T	0.00014						0.003		08/14/97 1945
ISB		970708X	0.89759		1.000		89.8	%	80-120		08/14/97 2015
CCV		970716T	0.99916		1.0		99.9	%	90-110		08/14/97 2027
CCB		970714T	-0.00146						0.003		08/14/97 2030
ISB		970716WW	0.93796		1.000		93.8	%	80-120		08/14/97 2041
CCV		970716T	0.97414		1.0		97.4	%	90-110		08/14/97 2049
CCB		970714T	0.00159						0.003		08/14/97 2057

* %-% REC R-RPD A-ABS Diff. D-% Diff.

CORE LABORATORIES

QUALITY CONTROL RESULTS

Job Number: 972079 Date: 10/14/97

CUSTOMER: Daniel B. Stephens & Associates PROJECT: ENRON/ROSWELL 6033.2 ATTN: Bob Marley

Test Method.....: SW-846 6010A Batch.....: 26837 Analyst...: gag
Method Description.: Metals Analysis (ICAP Trace) Units.....: mg/L
Parameter.....: Selenium (Se)

QC	Lab ID	Reagent	QC Result	QC Result	True Value	Orig. Value	Calc. Result	*	Limits	F	Date/Time
ICV		970508T	1.98113		2.00		99.1	%	90-110		08/14/97 1251
ICB		970714T	0.00131						0.01		08/14/97 1334
ISB		970708X	0.89472		1.000		89.5	%	80-120		08/14/97 1349
ISB		970716WW	0.91539		1.000		91.5	%	80-120		08/14/97 1400
CRI		970516Z	0.00337		0.002500		134.8	%			08/14/97 1407
MB		0812	0.00065						0.01		08/14/97 1420
SB		970723Z	0.78911		1.000		78.9	%	75-125		08/14/97 1423
LCS		970353	0.53662		0.706000		76.0	%	63.2-136.8		08/14/97 1429
LCS		970353	0.06776		0.070600		96.0	%	63.2-136.8		08/14/97 1434
CCV		970716T	2.33056		2.5		93.2	%	90-110		08/14/97 1446
CCB		970714T	0.00571						0.01		08/14/97 1458
CCV		970716T	2.38958		2.5		95.6	%	90-110		08/14/97 1557
CCB		970714T	0.00272						0.01		08/14/97 1602
MS	972081-1	970723Z	0.77644		1.000	0.00074	77.6	%	80-120		08/14/97 1625
MSD	972081-1	970723Z	0.76298	0.77644	1.000	0.00074	76.2	%	80-120		08/14/97 1630
							1.7	R	20		
PDS	972081-1	970723Z	0.75255		1.000	0.00074	75.2	%	75-125		08/14/97 1634
PSD	972081-1	970723Z	0.75645	0.75255	1.000	0.00074	75.6	%	75-125		08/14/97 1637
							0.5	R	20		
	972081-1		0.00177			0.00074	0.00103	A	0.10000		08/14/97 1641
CCV		970716T	2.36173		2.5		94.5	%	90-110		08/14/97 1700
CCB		970714T	0.00104						0.01		08/14/97 1705
SD	972081-2		0.00095			0.00127		D			08/14/97 1714
CCV		970716T	2.38631		2.5		95.5	%	90-110		08/14/97 1759
CCB		970714T	0.00566						0.01		08/14/97 1802
CCV		970716T	2.44449		2.5		97.8	%	90-110		08/14/97 1856
CCB		970714T	0.00432						0.01		08/14/97 1859
CCV		970716T	2.38690		2.5		95.5	%	90-110		08/14/97 1936
CCB		970714T	0.00105						0.01		08/14/97 1945
ISB		970708X	0.92344		1.000		92.3	%	80-120		08/14/97 2015
CCV		970716T	2.39519		2.5		95.8	%	90-110		08/14/97 2027
CCB		970714T	0.00391						0.01		08/14/97 2030
ISB		970716WW	0.91787		1.000		91.8	%	80-120		08/14/97 2041
CCV		970716T	2.34666		2.5		93.9	%	90-110		08/14/97 2049
CCB		970714T	0.00146						0.01		08/14/97 2057

Test Method.....: SW-846 6010A Batch.....: 26837 Analyst...: gag
Method Description.: Metals Analysis (ICAP Trace) Units.....: mg/L
Parameter.....: Thallium (Tl)

QC	Lab ID	Reagent	QC Result	QC Result	True Value	Orig. Value	Calc. Result	*	Limits	F	Date/Time
ICV		970508T	1.95655		2.00		97.8	%	90-110		08/14/97 1251
ICB		970714T	0.00288						0.01		08/14/97 1334
ISB		970708X	0.89244		1.000		89.2	%	80-120		08/14/97 1349
ISA		970716W	45.61692		50.000000		91.2	%	80-120		08/14/97 1356
ISB		970716WW	43.98949		51.00		86.3	%	80-120		08/14/97 1400
CRI		970516Z	0.01268		0.005000		253.6	%			08/14/97 1407
MB		0812	-0.00381						0.01		08/14/97 1420
SB		970723Z	0.92194		1.000		92.2	%	75-125		08/14/97 1423
LCS		970353	0.69017		0.778000		88.7	%	57.2-142.7		08/14/97 1429
		970353	0.07879		0.077800		101.3	%	57.2-142.7		08/14/97 1434

* %-% REC R-RPD A-ABS Diff. D-% Diff.

CORE LABORATORIES

QUALITY CONTROL RESULTS

Job Number: 972079 Date: 10/14/97

CUSTOMER: Daniel B. Stephens & Associates PROJECT: ENRON/ROSWELL 6033.2 ATTN: Bob Marley

Test Method.....: SW-846 6010A Batch.....: 26837 Analyst...: gag
Method Description.: Metals Analysis (ICAP Trace) Units.....: mg/L
Parameter.....: Thallium (Tl)

QC	Lab ID	Reagent	QC Result	QC Result	True Value	Orig. Value	Calc. Result	*	Limits	F	Date/Time
CCV		970716T	0.94585		1.0		94.6	%	90-110		08/14/97 1446
CCB		970714T	0.00274						0.01		08/14/97 1458
CCV		970716T	0.97744		1.0		97.7	%	90-110		08/14/97 1557
CCB		970714T	-0.00059						0.01		08/14/97 1602
MS	972081-1	970723Z	0.88988		1.000	-0.00310	89.3	%	80-120		08/14/97 1625
MSD	972081-1	970723Z	0.88414	0.88988	1.000	-0.00310	88.7	%	80-120		08/14/97 1630
							0.6	R	20		
MD	972081-1		-0.00298			-0.00310	0.00012	A	0.10000		08/14/97 1641
CCV		970716T	0.95840		1.0		95.8	%	90-110		08/14/97 1700
CCB		970714T	0.00097						0.01		08/14/97 1705
SD	972081-2		0.00202			0.00680		D			08/14/97 1714
CCV		970716T	0.96905		1.0		96.9	%	90-110		08/14/97 1759
CCB		970714T	0.00020						0.01		08/14/97 1802
CCV		970716T	0.99749		1.0		99.7	%	90-110		08/14/97 1856
CCB		970714T	0.00371						0.01		08/14/97 1859
CCV		970716T	0.96116		1.0		96.1	%	90-110		08/14/97 1936
CCB		970714T	0.00367						0.01		08/14/97 1945
ISB		970708X	0.92054		1.000		92.1	%	80-120		08/14/97 2015
[illegible]		970716T	0.97927		1.0		97.9	%	90-110		08/14/97 2027
[illegible]		970714T	0.00287						0.01		08/14/97 2030
ISA		970716W	46.24810		50.000000		92.5	%	80-120		08/14/97 2038
ISB		970716WW	43.69466		51.00		85.7	%	80-120		08/14/97 2041
CCV		970716T	0.95157		1.0		95.2	%	90-110		08/14/97 2049
CCB		970714T	0.00246						0.01		08/14/97 2057

Test Method.....: SW-846 6010A Batch.....: 26837 Analyst...: gag
Method Description.: Metals Analysis (ICAP) Units.....: mg/L
Parameter.....: Aluminum (Al)

QC	Lab ID	Reagent	QC Result	QC Result	True Value	Orig. Value	Calc. Result	*	Limits	F	Date/Time
ICV		970810T	0.96211		1.00		96.2	%	90-110		08/14/97 1315
ICB		970714T	-0.00065						0.03		08/14/97 1334
ISA		970708W	219.41476		250		87.8	%	80-120		08/14/97 1341
ISB		970708X	211.82492		250		84.7	%	80-120		08/14/97 1349
ISB		970716WW	2.37891		2.0000		118.9	%	80-120		08/14/97 1400
CRI		970516Z	0.03704		0.025000		148.2	%			08/14/97 1407
MB		0812	0.00256						0.03		08/14/97 1420
SB		970723Z	1.88856		2.0000		94.4	%	75-125		08/14/97 1423
LCS		970353	45.84182		39.800000		115.2	%	52.8-147.2		08/14/97 1429
LCS		970353	5.05874		3.980000		127.1	%	52.8-147.2		08/14/97 1434
CCV		970716T	9.50582		10.0		95.1	%	90-110		08/14/97 1446
CCB		970714T	0.00124						0.03		08/14/97 1458
CCV		970716T	9.65227		10.0		96.5	%	90-110		08/14/97 1557
CCB		970714T	-0.00130						0.03		08/14/97 1602
MD	972081-1		14.31709			12.37265	14.6	R	20		08/14/97 1641
CCV		970716T	9.50116		10.0		95.0	%	90-110		08/14/97 1700
CCB		970714T	-0.00001						0.03		08/14/97 1705
CCV		970716T	9.72072		10.0		97.2	%	90-110		08/14/97 1759
CCB		970714T	0.00779						0.03		08/14/97 1802
CCV		970716T	9.81303		10.0		98.1	%	90-110		08/14/97 1856
[illegible]		970714T	0.00127						0.03		08/14/97 1859

* %-% REC R-RPD A-ABS Diff. D-% Diff.

CORE LABORATORIES

QUALITY CONTROL RESULTS

Job Number: 972079 Date: 10/14/97

CUSTOMER: Daniel B. Stephens & Associates PROJECT: ENRON/ROSWELL 6033.2 ATTN: Bob Marley

Test Method.....: SW-846 6010A Batch.....: 26837 Analyst...: gag
Method Description.: Metals Analysis (ICAP) Units.....: mg/L
Parameter.....: Aluminum (Al)

QC	Lab ID	Reagent	QC Result	QC Result	True Value	Orig. Value	Calc. Result	*	Limits	F	Date/Time
CCV		970716T	9.65005		10.0		96.5	%	90-110		08/14/97 1936
CCB		970714T	-0.00247						0.03		08/14/97 1945
ISA		970708W	227.86956		250		91.1	%	80-120		08/14/97 2012
ISB		970708X	219.93873		250		88.0	%	80-120		08/14/97 2015
CCV		970716T	9.56690		10.0		95.7	%	90-110		08/14/97 2027
CCB		970714T	-0.00613						0.03		08/14/97 2030
ISB		970716WW	2.24981		2.0000		112.5	%	80-120		08/14/97 2041
CCV		970716T	10.09279		10.0		100.9	%	90-110		08/14/97 2049
CCB		970714T	-0.00653						0.03		08/14/97 2057

Test Method.....: SW-846 6010A Batch.....: 26837 Analyst...: gag
Method Description.: Metals Analysis (ICAP) Units.....: mg/L
Parameter.....: Barium (Ba)

QC	Lab ID	Reagent	QC Result	QC Result	True Value	Orig. Value	Calc. Result	*	Limits	F	Date/Time
CCV		970810T	1.01551		1.00		101.6	%	90-110		08/14/97 1315
CCB		970714T	-0.00010						0.001		08/14/97 1334
ISA		970708X	0.47151		0.5000		94.3	%	80-120		08/14/97 1349
ISB		970716WW	0.98646		1.000		98.6	%	80-120		08/14/97 1400
CRI		970516Z	0.00637		0.005000		127.4	%			08/14/97 1407
MB		0812	0.00017						0.001		08/14/97 1420
SB		970723Z	1.02174		1.000		102.2	%	75-125		08/14/97 1423
LCS		970353	0.60281		0.597000		101.0	%	75.7-124.3		08/14/97 1429
LCS		970353	0.06282		0.059700		105.2	%	75.7-124.3		08/14/97 1434
CCV		970716T	4.80339		5.0		96.1	%	90-110		08/14/97 1446
CCB		970714T	0.00043						0.001		08/14/97 1458
CCV		970716T	4.77534		5.0		95.5	%	90-110		08/14/97 1557
CCB		970714T	-0.00005						0.001		08/14/97 1602
MS	972081-1	970723Z	1.53572		1.000	0.47749	105.8	%	80-120		08/14/97 1625
MSD	972081-1	970723Z	1.51355	1.53572	1.000	0.47749	103.6	%	80-120		08/14/97 1630
							1.5	R	20		
MD	972081-1		0.54757			0.47749	13.7	R	20		08/14/97 1641
CCV		970716T	4.75260		5.0		95.1	%	90-110		08/14/97 1700
CCB		970714T	0.00007						0.001		08/14/97 1705
SD	972081-2		0.16865			0.79515	-6.0	D	-10.0-10.0		08/14/97 1714
CCV		970716T	4.76182		5.0		95.2	%	90-110		08/14/97 1759
CCB		970714T	0.00010						0.001		08/14/97 1802
CCV		970716T	4.83705		5.0		96.7	%	90-110		08/14/97 1856
CCB		970714T	0.00015						0.001		08/14/97 1859
CCV		970716T	4.88077		5.0		97.6	%	90-110		08/14/97 1936
CCB		970714T	0.00004						0.001		08/14/97 1945
ISB		970708X	0.47521		0.5000		95.0	%	80-120		08/14/97 2015
CCV		970716T	4.81314		5.0		96.3	%	90-110		08/14/97 2027
CCB		970714T	0.00012						0.001		08/14/97 2030
ISB		970716WW	0.98725		1.000		98.7	%	80-120		08/14/97 2041
CCV		970716T	4.78331		5.0		95.7	%	90-110		08/14/97 2049
CCB		970714T	0.00015						0.001		08/14/97 2057

* %-% REC R-RPD A-ABS Diff. D-% Diff.

CORE LABORATORIES

QUALITY CONTROL RESULTS

Job Number: 972079 Date: 10/14/97

CUSTOMER: Daniel B. Stephens & Associates PROJECT: ENRON/ROSWELL 6033.2 ATTN: Bob Marley

Test Method.....: SW-846 6010A Batch.....: 26837 Analyst...: gag
Method Description.: Metals Analysis (ICAP) Units.....: mg/L
Parameter.....: Beryllium (Be)

QC	Lab ID	Reagent	QC Result	QC Result	True Value	Orig. Value	Calc. Result	*	Limits	F	Date/Time
ICV		970508T	2.08917		2.00		104.5	%	90-110		08/14/97 1251
ICB		970714T	0.00008						0.001		08/14/97 1334
ISB		970708X	0.45823		0.5000		91.6	%	80-120		08/14/97 1349
ISB		970716WW	0.97228		1.000		97.2	%	80-120		08/14/97 1400
CRI		970516Z	0.00088		0.000500		176.0	%			08/14/97 1407
MB		0812	0.00022						0.001		08/14/97 1420
SB		970723Z	1.01385		1.000		101.4	%	75-125		08/14/97 1423
LCS		970353	0.48050		0.476000		100.9	%	70.8-129.0		08/14/97 1429
LCS		970353	0.05146		0.047600		108.1	%	70.8-129.0		08/14/97 1434
CCV		970716T	2.53127		2.5		101.3	%	90-110		08/14/97 1446
CCB		970714T	0.00038						0.001		08/14/97 1458
CCV		970716T	2.60310		2.5		104.1	%	90-110		08/14/97 1557
CCB		970714T	0.00015						0.001		08/14/97 1602
MS	972081-1	970723Z	0.98505		1.000	0.00163	98.3	%	80-120		08/14/97 1625
MSD	972081-1	970723Z	0.97510	0.98505	1.000	0.00163	97.3	%	80-120		08/14/97 1630
							1.0	R	20		
MD	972081-1		0.00181			0.00163	0.00018	A	0.00500		08/14/97 1641
[illegible]V		970716T	2.56699		2.5		102.7	%	90-110		08/14/97 1700
[illegible]		970714T	0.00027						0.001		08/14/97 1705
[illegible]	972081-2		0.00161			0.00708	-13.7	D	-10.0-10.0	E	08/14/97 1714
CCV		970716T	2.57052		2.5		102.8	%	90-110		08/14/97 1759
CCB		970714T	0.00024						0.001		08/14/97 1802
CCV		970716T	2.65873		2.5		106.3	%	90-110		08/14/97 1856
CCB		970714T	0.00022						0.001		08/14/97 1859
CCV		970716T	2.53785		2.5		101.5	%	90-110		08/14/97 1936
CCB		970714T	0.00016						0.001		08/14/97 1945
ISB		970708X	0.47896		0.5000		95.8	%	80-120		08/14/97 2015
CCV		970716T	2.59669		2.5		103.9	%	90-110		08/14/97 2027
CCB		970714T	0.00024						0.001		08/14/97 2030
ISB		970716WW	0.97337		1.000		97.3	%	80-120		08/14/97 2041
CCV		970716T	2.54317		2.5		101.7	%	90-110		08/14/97 2049
CCB		970714T	0.00022						0.001		08/14/97 2057

Test Method.....: SW-846 6010A Batch.....: 26837 Analyst...: gag
Method Description.: Metals Analysis (ICAP) Units.....: mg/L
Parameter.....: Cadmium (Cd)

QC	Lab ID	Reagent	QC Result	QC Result	True Value	Orig. Value	Calc. Result	*	Limits	F	Date/Time
ICV		970508T	2.01552		2.00		100.8	%	90-110		08/14/97 1251
ICB		970714T	0.00009						0.0006		08/14/97 1334
ISB		970708X	0.86055		1.000		86.1	%	80-120		08/14/97 1349
ISB		970716WW	0.94951		1.000		95.0	%	80-120		08/14/97 1400
CRI		970516Z	0.00122		0.000500		244.0	%			08/14/97 1407
MB		0812	0.00034						0.0006		08/14/97 1420
SB		970723Z	0.94955		1.000		95.0	%	75-125		08/14/97 1423
LCS		970353	1.00309		1.140000		88.0	%	60.2-139.5		08/14/97 1429
LCS		970353	0.11214		0.114000		98.4	%	60.2-139.5		08/14/97 1434
CCV		970716T	0.97558		1.0		97.6	%	90-110		08/14/97 1446
CCB		970714T	0.00015						0.0006		08/14/97 1458
[illegible]		970716T	1.01680		1.0		101.7	%	90-110		08/14/97 1557
		970714T	-0.00011						0.0006		08/14/97 1602

* %-% REC R-RPD A-ABS Diff. D-% Diff.

CORE LABORATORIES

QUALITY CONTROL RESULTS

Job Number: 972079 Date: 10/14/97

CUSTOMER: Daniel B. Stephens & Associates PROJECT: ENRON/ROSWELL 6033.2 ATTN: Bob Marley

Test Method.....: SW-846 6010A Batch.....: 26837 Analyst...: gag
Method Description.: Metals Analysis (ICAP) Units.....: mg/L
Parameter.....: Cadmium (Cd)

QC	Lab ID	Reagent	QC Result	QC Result	True Value	Orig. Value	Calc. Result	*	Limits	F	Date/Time
MS	972081-1	970723Z	0.91495		1.000	0.00288	91.2	%	80-120		08/14/97 1625
MSD	972081-1	970723Z	0.90250	0.91495	1.000	0.00288	90.0	%	80-120		08/14/97 1630
							1.4	R	20		
MD	972081-1		0.00234			0.00288	0.00054	A	0.00500		08/14/97 1641
CCV		970716T	1.00071		1.0		100.1	%	90-110		08/14/97 1700
CCB		970714T	0.00010						0.0006		08/14/97 1705
SD	972081-2		0.00283			0.00615		D			08/14/97 1714
CCV		970716T	0.99645		1.0		99.6	%	90-110		08/14/97 1759
CCB		970714T	0.00029						0.0006		08/14/97 1802
CCV		970716T	1.03208		1.0		103.2	%	90-110		08/14/97 1856
CCB		970714T	0.00025						0.0006		08/14/97 1859
CCV		970716T	0.98588		1.0		98.6	%	90-110		08/14/97 1936
CCB		970714T	0.00020						0.0006		08/14/97 1945
ISB		970708X	0.90182		1.000		90.2	%	80-120		08/14/97 2015
CCV		970716T	1.01348		1.0		101.3	%	90-110		08/14/97 2027
CCB		970714T	0.00015						0.0006		08/14/97 2030
ISB		970716WW	0.96247		1.000		96.2	%	80-120		08/14/97 2041
CCV		970716T	0.99422		1.0		99.4	%	90-110		08/14/97 2049
[illegible]		970714T	0.00028						0.0006		08/14/97 2057

Test Method.....: SW-846 6010A Batch.....: 26837 Analyst...: gag
Method Description.: Metals Analysis (ICAP) Units.....: mg/L
Parameter.....: Chromium (Cr)

QC	Lab ID	Reagent	QC Result	QC Result	True Value	Orig. Value	Calc. Result	*	Limits	F	Date/Time
ICV		970508T	1.99472		2.00		99.7	%	90-110		08/14/97 1251
ICB		970714T	-0.00127						0.005		08/14/97 1334
ISB		970708X	0.44540		0.5000		89.1	%	80-120		08/14/97 1349
ISA		970716W	47.52061		50.000000		95.0	%	80-120		08/14/97 1356
ISB		970716WW	44.36180		51.00		87.0	%	80-120		08/14/97 1400
CRI		970516Z	0.00173		0.002500		69.2	%			08/14/97 1407
MB		0812	-0.00029						0.005		08/14/97 1420
SB		970723Z	0.96554		1.000		96.6	%	75-125		08/14/97 1423
LCS		970353	0.41485		0.422000		98.3	%	76.8-123.5		08/14/97 1429
LCS		970353	0.04286		0.042200		101.6	%	76.8-123.5		08/14/97 1434
CCV		970716T	2.41585		2.5		96.6	%	90-110		08/14/97 1446
CCB		970714T	-0.00040						0.005		08/14/97 1458
CCV		970716T	2.45655		2.5		98.3	%	90-110		08/14/97 1557
CCB		970714T	0.00023						0.005		08/14/97 1602
MS	972081-1	970723Z	1.03385		1.000	0.15500	87.9	%	80-120		08/14/97 1625
MSD	972081-1	970723Z	1.11014	1.03385	1.000	0.15500	95.5	%	80-120		08/14/97 1630
							7.1	R	20		
MD	972081-1		0.12692			0.15500	19.9	R	20		08/14/97 1641
CCV		970716T	2.43480		2.5		97.4	%	90-110		08/14/97 1700
CCB		970714T	0.00040						0.005		08/14/97 1705
SD	972081-2		0.03631			0.16417	-10.6	D	-10.0-10.0	E	08/14/97 1714
CCV		970716T	2.44332		2.5		97.7	%	90-110		08/14/97 1759
CCB		970714T	0.00052						0.005		08/14/97 1802
CCV		970716T	2.51811		2.5		100.7	%	90-110		08/14/97 1856
CCB		970714T	0.00017						0.005		08/14/97 1859
[illegible]		970716T	2.43596		2.5		97.4	%	90-110		08/14/97 1936

* %-% REC R-RPD A-ABS Diff. D-% Diff.

CORE LABORATORIES

QUALITY CONTROL RESULTS

Job Number: 972079 Date: 10/14/97

CUSTOMER: Daniel B. Stephens & Associates PROJECT: ENRON/ROSWELL 6033.2 ATTN: Bob Marley

Test Method.....: SW-846 6010A Batch.....: 26837 Analyst...: gag
Method Description.: Metals Analysis (ICAP) Units.....: mg/L
Parameter.....: Chromium (Cr)

QC	Lab ID	Reagent	QC Result	QC Result	True Value	Orig. Value	Calc. Result	*	Limits	F	Date/Time
CCB		970714T	-0.00015						0.005		08/14/97 1945
ISB		970708X	0.46155		0.5000		92.3	%	80-120		08/14/97 2015
CCV		970716T	2.48422		2.5		99.4	%	90-110		08/14/97 2027
CCB		970714T	0.00052						0.005		08/14/97 2030
ISA		970716W	48.34589		50.000000		96.7	%	80-120		08/14/97 2038
ISB		970716WW	44.40424		51.00		87.1	%	80-120		08/14/97 2041
CCV		970716T	2.42880		2.5		97.2	%	90-110		08/14/97 2049
CCB		970714T	-0.00010						0.005		08/14/97 2057

Test Method.....: SW-846 6010A Batch.....: 26837 Analyst...: gag
Method Description.: Metals Analysis (ICAP) Units.....: mg/L
Parameter.....: Cobalt (Co)

QC	Lab ID	Reagent	QC Result	QC Result	True Value	Orig. Value	Calc. Result	*	Limits	F	Date/Time
ICV		970508T	2.00534		2.00		100.3	%	90-110		08/14/97 1251
CCB		970714T	-0.00069						0.005		08/14/97 1334
ISA		970708X	0.44071		0.5000		88.1	%	80-120		08/14/97 1349
ISB		970716WW	1.04320		1.000		104.3	%	80-120		08/14/97 1400
CRI		970516Z	0.01886		0.015000		125.7	%			08/14/97 1407
MB		0812	-0.00188						0.005		08/14/97 1420
SB		970723Z	0.95081		1.000		95.1	%	75-125		08/14/97 1423
LCS		970353	1.10087		1.230000		89.5	%	79.3-120.3		08/14/97 1429
LCS		970353	0.11818		0.123000		96.1	%	79.3-120.3		08/14/97 1434
CCV		970716T	2.43952		2.5		97.6	%	90-110		08/14/97 1446
CCB		970714T	-0.00029						0.005		08/14/97 1458
CCV		970716T	2.52322		2.5		100.9	%	90-110		08/14/97 1557
CCB		970714T	-0.00079						0.005		08/14/97 1602
MS	972081-1	970723Z	0.92738		1.000	0.00813	91.9	%	80-120		08/14/97 1625
MSD	972081-1	970723Z	0.92062	0.92738	1.000	0.00813	91.2	%	80-120		08/14/97 1630
							0.7	R	20		
MD	972081-1		0.01022			0.00813	0.00209	A	0.03000		08/14/97 1641
CCV		970716T	2.48331		2.5		99.3	%	90-110		08/14/97 1700
CCB		970714T	-0.00029						0.005		08/14/97 1705
SD	972081-2		0.01062			0.04975	-6.7	D	-10.0-10.0		08/14/97 1714
CCV		970716T	2.48291		2.5		99.3	%	90-110		08/14/97 1759
CCB		970714T	-0.00049						0.005		08/14/97 1802
CCV		970716T	2.56036		2.5		102.4	%	90-110		08/14/97 1856
CCB		970714T	0.00000						0.005		08/14/97 1859
CCV		970716T	2.45989		2.5		98.4	%	90-110		08/14/97 1936
CCB		970714T	-0.00008						0.005		08/14/97 1945
ISB		970708X	0.45466		0.5000		90.9	%	80-120		08/14/97 2015
CCV		970716T	2.50858		2.5		100.3	%	90-110		08/14/97 2027
CCB		970714T	-0.00035						0.005		08/14/97 2030
ISB		970716WW	1.04988		1.000		105.0	%	80-120		08/14/97 2041
CCV		970716T	2.46403		2.5		98.6	%	90-110		08/14/97 2049
CCB		970714T	-0.00053						0.005		08/14/97 2057

* %-% REC R-RPD A-ABS Diff. D-% Diff.

CORE LABORATORIES

QUALITY CONTROL RESULTS

Job Number: 972079 Date: 10/14/97

CUSTOMER: Daniel B. Stephens & Associates PROJECT: ENRON/ROSWELL 6033.2 ATTN: Bob Marley

Test Method.....: SW-846 6010A Batch.....: 26837 Analyst...: gag
Method Description.: Metals Analysis (ICAP) Units.....: mg/L
Parameter.....: Copper (Cu)

QC	Lab ID	Reagent	QC Result	QC Result	True Value	Orig. Value	Calc. Result	*	Limits	F	Date/Time
ICV		970508T	1.93849		2.00		96.9	%	90-110		08/14/97 1251
ICB		970714T	-0.00066						0.005		08/14/97 1334
ISB		970708X	0.46751		0.5000		93.5	%	80-120		08/14/97 1349
ISA		970716W	47.60705		50.000000		95.2	%	80-120		08/14/97 1356
ISB		970716WW	44.14746		51.00		86.6	%	80-120		08/14/97 1400
CRI		970516Z	0.00472		0.005000		94.4	%			08/14/97 1407
MB		0812	0.00098						0.005		08/14/97 1420
SB		970723Z	0.96632		1.000		96.6	%	75-125		08/14/97 1423
LCS		970353	0.63737		0.689000		92.5	%	81.9-118.0		08/14/97 1429
LCS		970353	0.06377		0.068900		92.6	%	81.9-118.0		08/14/97 1434
CCV		970716T	2.39726		2.5		95.9	%	90-110		08/14/97 1446
CCB		970714T	-0.00034						0.005		08/14/97 1458
CCV		970716T	2.41631		2.5		96.7	%	90-110		08/14/97 1557
CCB		970714T	-0.00032						0.005		08/14/97 1602
MS	972081-1	970723Z	0.99497		1.000	0.10096	89.4	%	80-120		08/14/97 1625
MSD	972081-1	970723Z	1.01042	0.99497	1.000	0.10096	90.9	%	80-120		08/14/97 1630
							1.5	R	20		
[illegible]	972081-1		0.07047			0.10096	35.6	R	20	*	08/14/97 1641
[illegible]		970716T	2.38026		2.5		95.2	%	90-110		08/14/97 1700
[illegible]B		970714T	-0.00023						0.005		08/14/97 1705
SD	972081-2		0.02683			0.12795	-4.8	D	-10.0-10.0		08/14/97 1714
CCV		970716T	2.42033		2.5		96.8	%	90-110		08/14/97 1759
CCB		970714T	0.00001						0.005		08/14/97 1802
CCV		970716T	2.45633		2.5		98.3	%	90-110		08/14/97 1856
CCB		970714T	-0.00013						0.005		08/14/97 1859
CCV		970716T	2.42520		2.5		97.0	%	90-110		08/14/97 1936
CCB		970714T	0.00011						0.005		08/14/97 1945
ISB		970708X	0.46224		0.5000		92.4	%	80-120		08/14/97 2015
CCV		970716T	2.38775		2.5		95.5	%	90-110		08/14/97 2027
CCB		970714T	0.00012						0.005		08/14/97 2030
ISA		970716W	47.28919		50.000000		94.6	%	80-120		08/14/97 2038
ISB		970716WW	43.28155		51.00		84.9	%	80-120		08/14/97 2041
CCV		970716T	2.44624		2.5		97.8	%	90-110		08/14/97 2049
CCB		970714T	0.00008						0.005		08/14/97 2057

* %-% REC R-RPD A-ABS Diff. D-% Diff.

CORE LABORATORIES

QUALITY CONTROL RESULTS

Job Number: 972079 Date: 10/14/97

CUSTOMER: Daniel B. Stephens & Associates PROJECT: ENRON/ROSWELL 6033.2 ATTN: Bob Marley

QC Type	Description	Reag. Code	Lab ID	Dilution Factor	Date	Time

Test Method.....: SW-846 8240 Batch.....: 24570 Analyst ...: mla
Method Description.: Volatile Organics Units.....: ug/L

RS	Reference Standard	V970807B			08/07/97	1701

Parameter/Test Description	QC Result	QC Result	True Value	Orig. Value	Calc. Result	*	Limits	F
Benzene	56.08		50.3		111.5	%	70-130	
Bromodichloromethane	55.92		50.3		111.2	%	70-130	
Bromoform	54.89		50.2		109.3	%	70-130	
Carbon tetrachloride	51.16		50.1		102.1	%	70-130	
Chlorobenzene	53.58		50.2		106.7	%	70-130	
Chloroform	53.75		50.2		107.1	%	70-130	
Dibromochloromethane	53.33		50.2		106.2	%	70-130	
1,2-Dichloroethane	53.01		50.1		105.8	%	70-130	
1,1-Dichloroethene	52.08		50.2		103.7	%	70-130	
trans-1,2-Dichloroethene	52.86		50.2		105.3	%	70-130	
1,2-Dichloropropane	50.52		50.2		100.6	%	70-130	
Ethylbenzene	53.06		50.2		105.7	%	70-130	
Methylene chloride	59.10		50.2		117.7	%	70-130	
2,2-Tetrachloroethane	53.92		50.3		107.2	%	70-130	
rachloroethene	51.00		50.2		101.6	%	70-130	
Toluene	56.41		50.2		112.4	%	70-130	
1,1,1-Trichloroethane	54.11		50.2		107.8	%	70-130	
1,1,2-Trichloroethane	52.45		50.2		104.5	%	70-130	
Trichloroethene	55.77		50.2		111.1	%	70-130	

MB	Method Blank	AH801			08/07/97	1732

Parameter/Test Description	QC Result	QC Result	True Value	Orig. Value	Calc. Result	*	Limits	F
Acetone	ND						100	
Benzene	ND						1	
Bromodichloromethane	ND						5	
Bromoform	ND						5	
Bromomethane	ND						10	
Methyl ethyl ketone (2-Butanone)	ND						100	
Carbon disulfide	ND						5	
Carbon tetrachloride	ND						5	
Chlorobenzene	ND						5	
Chloroethane	ND						10	
2-Chloroethylvinyl ether	ND						10	
Chloroform	ND						5	
Chloromethane	ND						10	
Dibromochloromethane	ND						5	
1,1-Dichloroethane	ND						5	
1,2-Dichloroethane	ND						5	
1,1-Dichloroethene	ND						5	
trans-1,2-Dichloroethene	ND						5	
1,2-Dichloropropane	ND						5	
cis-1,3-Dichloropropene	ND						5	
trans-1,3-Dichloropropene	ND						5	
Ethylbenzene	ND						5	
xanone	ND						50	

* %-% REC R-RPD A-ABS Diff. D-% Diff.

CORE LABORATORIES

QUALITY CONTROL RESULTS

Job Number: 972079 Date: 10/14/97

CUSTOMER: Daniel B. Stephens & Associates PROJECT: ENRON/ROSWELL 6033.2 ATTN: Bob Marley

QC Type	Description	Reag. Code	Lab ID	Dilution Factor	Date Time
MB	Method Blank	AH801			08/07/97 1732

Parameter/Test Description	QC Result	QC Result	True Value	Orig. Value	Calc. Result	*	Limits	F
Methylene chloride	1.51						5	
4-Methyl-2-pentanone (MIBK)	ND						50	
Styrene	ND						5	
1,1,2,2-Tetrachloroethane	ND						5	
Tetrachloroethene	ND						5	
Toluene	ND						5	
1,1,1-Trichloroethane	ND						5	
1,1,2-Trichloroethane	ND						5	
Trichloroethene	ND						5	
Vinyl acetate	ND						50	
Vinyl chloride	ND						10	
Xylenes (total)	ND						5	

MS	Matrix Spike	V970721D	972031-1		08/07/97 2104

Parameter/Test Description	QC Result	QC Result	True Value	Orig. Value	Calc. Result	*	Limits	F
:ene	58.50		51.460	ND	113.7	%	66-142	
.orobenzene	59.19		50.055	ND	118.2	%	60-133	
1,1-Dichloroethene	62.67		54.980	ND	114.0	%	59-172	
Toluene	57.31		50.615	ND	113.2	%	59-139	
Trichloroethene	57.08		51.105	ND	111.7	%	62-137	

MSD	Matrix Spike Duplicate	V970721D	972031-1		08/07/97 2135

Parameter/Test Description	QC Result	QC Result	True Value	Orig. Value	Calc. Result	*	Limits	F
Benzene	63.50	58.50	51.460	ND	123.4	%	66-142	
					8.2	R	21	
Chlorobenzene	61.58	59.19	50.055	ND	123.0	%	60-133	
					4.0	R	21	
1,1-Dichloroethene	65.44	62.67	54.980	ND	119.0	%	59-172	
					4.3	R	22	
Toluene	62.02	57.31	50.615	ND	122.5	%	59-139	
					7.9	R	21	
Trichloroethene	64.03	57.08	51.105	ND	125.3	%	62-137	
					11.5	R	24	

Test Method.....: SW-846 8240 Batch.....: 24575 Analyst ...: mla
Method Description.: Volatile Organics Units.....: ug/L

RS	Reference Standard	V970811C			08/11/97 2216

Parameter/Test Description	QC Result	QC Result	True Value	Orig. Value	Calc. Result	*	Limits	F
Benzene	50.61		50.3		100.6	%	70-130	
ᴰ ᵐodichloromethane	50.29		50.3		100.0	%	70-130	
oform	51.63		50.2		102.8	%	70-130	

* %-% REC R-RPD A-ABS Diff. D-% Diff.

CORE LABORATORIES

QUALITY CONTROL RESULTS

Job Number: 972079 Date: 10/14/97

CUSTOMER: Daniel B. Stephens & Associates PROJECT: ENRON/ROSWELL 6033.2 ATTN: Bob Marley

QC Type	Description	Reag. Code	Lab ID	Dilution Factor	Date Time
RS	Reference Standard	V970811C			08/11/97 2216

Parameter/Test Description	QC Result	QC Result	True Value	Orig. Value	Calc. Result	*	Limits	F
Carbon tetrachloride	50.52		50.1		100.8	%	70-130	
Chlorobenzene	49.27		50.2		98.1	%	70-130	
Chloroform	45.83		50.2		91.3	%	70-130	
Dibromochloromethane	48.87		50.2		97.4	%	70-130	
1,2-Dichloroethane	50.24		50.1		100.3	%	70-130	
1,1-Dichloroethene	47.09		50.2		93.8	%	70-130	
trans-1,2-Dichloroethene	45.94		50.2		91.5	%	70-130	
1,2-Dichloropropane	48.82		50.2		97.3	%	70-130	
Ethylbenzene	48.60		50.2		96.8	%	70-130	
Methylene chloride	44.61		50.2		88.9	%	70-130	
1,1,2,2-Tetrachloroethane	50.31		50.3		100.0	%	70-130	
Tetrachloroethene	46.89		50.2		93.4	%	70-130	
Toluene	49.59		50.2		98.8	%	70-130	
1,1,1-Trichloroethane	45.47		50.2		90.6	%	70-130	
1,1,2-Trichloroethane	49.73		50.2		99.1	%	70-130	
Trichloroethene	47.92		50.2		95.5	%	70-130	

	Description	Reag. Code	Lab ID	Dilution Factor	Date Time
[illegible]	Method Blank	AH909			08/11/97 2246

Parameter/Test Description	QC Result	QC Result	True Value	Orig. Value	Calc. Result	*	Limits	F
Acetone	ND						100	
Benzene	ND						1	
Bromodichloromethane	ND						5	
Bromoform	ND						5	
Bromomethane	ND						10	
Methyl ethyl ketone (2-Butanone)	ND						100	
Carbon disulfide	ND						5	
Carbon tetrachloride	ND						5	
Chlorobenzene	ND						5	
Chloroethane	ND						10	
2-Chloroethylvinyl ether	ND						10	
Chloroform	ND						5	
Chloromethane	ND						10	
Dibromochloromethane	ND						5	
1,1-Dichloroethane	ND						5	
1,2-Dichloroethane	ND						5	
1,1-Dichloroethene	ND						5	
trans-1,2-Dichloroethene	ND						5	
1,2-Dichloropropane	ND						5	
cis-1,3-Dichloropropene	ND						5	
trans-1,3-Dichloropropene	ND						5	
Ethylbenzene	ND						5	
2-Hexanone	ND						50	
Methylene chloride	ND						5	
4-Methyl-2-pentanone (MIBK)	ND						50	
Styrene	ND						5	
1,1,2,2-Tetrachloroethane	ND						5	
Tetrachloroethene	ND						5	
Toluene	ND						5	
1,1,1-Trichloroethane	ND						5	
[illegible]2-Trichloroethane	ND						5	

* %-% REC R-RPD A-ABS Diff. D-% Diff.

CORE LABORATORIES

QUALITY CONTROL RESULTS

Job Number: 972079 Date: 10/14/97

CUSTOMER: Daniel B. Stephens & Associates PROJECT: ENRON/ROSWELL 6033.2 ATTN: Bob Marley

QC Type	Description	Reag. Code	Lab ID	Dilution Factor	Date Time
MB	Method Blank	AH909			08/11/97 2246

Parameter/Test Description	QC Result	QC Result	True Value	Orig. Value	Calc. Result	*	Limits	F
Trichloroethene	ND						5	
Vinyl acetate	ND						50	
Vinyl chloride	ND						10	
Xylenes (total)	ND						5	

QC Type	Description	Reag. Code	Lab ID	Dilution Factor	Date Time
MS	Matrix Spike	V970721D	972081-1		08/12/97 0216

Parameter/Test Description	QC Result	QC Result	True Value	Orig. Value	Calc. Result	*	Limits	F
Benzene	58.00		51.460	ND	112.7	%	66-142	
Chlorobenzene	53.88		50.055	ND	107.6	%	60-133	
1,1-Dichloroethene	58.91		54.980	ND	107.1	%	59-172	
Toluene	55.42		50.615	ND	109.5	%	59-139	
Trichloroethene	53.87		51.105	ND	105.4	%	62-137	

QC Type	Description	Reag. Code	Lab ID	Dilution Factor	Date Time
MSD	Matrix Spike Duplicate	V970721D	972081-1		08/12/97 0246

Parameter/Test Description	QC Result	QC Result	True Value	Orig. Value	Calc. Result	*	Limits	F
Benzene	60.63	58.00	51.460	ND	117.8	%	66-142	
					4.4	R	21	
Chlorobenzene	54.42	53.88	50.055	ND	108.7	%	60-133	
					1.0	R	21	
1,1-Dichloroethene	60.08	58.91	54.980	ND	109.3	%	59-172	
					2.0	R	22	
Toluene	57.15	55.42	50.615	ND	112.9	%	59-139	
					3.1	R	21	
Trichloroethene	55.02	53.87	51.105	ND	107.7	%	62-137	
					2.1	R	24	

Test Method.....: SW-846 8080 Batch.....: 24611 Analyst ...: smc
Method Description.: PCB Analysis Units.....: ug/L

QC Type	Description	Reag. Code	Lab ID	Dilution Factor	Date Time
MB	Method Blank	3299			08/12/97 1652

Parameter/Test Description	QC Result	QC Result	True Value	Orig. Value	Calc. Result	*	Limits	F
Aroclor 1016	ND						0.5	
Aroclor 1221	ND						0.5	
Aroclor 1232	ND						0.5	
Aroclor 1242	ND						0.5	
Aroclor 1248	ND						0.5	
Aroclor 1254	ND						0.5	
Aroclor 1260	ND						0.5	
Aroclor 1262	ND						0.5	
Aroclor 1268	ND						0.5	

* %-% REC R-RPD A-ABS Diff. D-% Diff.

CORE LABORATORIES

QUALITY CONTROL RESULTS

Job Number: 972079 Date: 10/14/97

CUSTOMER: Daniel B. Stephens & Associates PROJECT: ENRON/ROSWELL 6033.2 ATTN: Bob Marley

QC Type	Description	Reag. Code	Lab ID	Dilution Factor	Date Time
LCS	Laboratory Control Sample	P970502B		10.0	08/12/97 1721

Parameter/Test Description	QC Result	QC Result	True Value	Orig. Value	Calc. Result	*	Limits	F
Aroclor 1254	0.222		0.200000		111.0	%	29-131	

Test Method.....: SW-846 8270 Batch.....: 24863 Analyst ...: dmj
Method Description.: Semivolatile Organics Units.....: ug/L

MB	Method Blank	MB3297			08/19/97 1925

Parameter/Test Description	QC Result	QC Result	True Value	Orig. Value	Calc. Result	*	Limits	F
Acenaphthene	ND						10	
Acenaphthylene	ND						10	
Anthracene	ND						10	
Benzidine	ND						50	
Benzo(a)anthracene	ND						10	
Benzo(b)fluoranthene	ND						10	
ɜo(k)fluoranthene	ND						10	
:o(ghi)perylene	ND						10	
ɓenzo(a)pyrene	ND						10	
Benzyl alcohol	ND						20	
Butyl benzyl phthalate	ND						10	
Bis(2-chloroethoxy)methane	ND						10	
Bis(2-chloroethyl)ether	ND						10	
Bis(2-chloroisopropyl)ether	ND						10	
Bis(2-ethylhexyl)phthalate	ND						10	
4-Bromophenyl phenyl ether	ND						10	
4-Chloroaniline	ND						10	
2-Chloronaphthalene	ND						10	
4-Chlorophenyl phenyl ether	ND						10	
Chrysene	ND						10	
Dibenzo(a,h)anthracene	ND						10	
Dibenzofuran	ND						10	
1,2-Dichlorobenzene	ND						10	
1,3-Dichlorobenzene	ND						10	
1,4-Dichlorobenzene	ND						10	
3,3-Dichlorobenzidine	ND						20	
Diethyl phthalate	ND						10	
Dimethyl phthalate	ND						10	
Di-n-butyl phthalate	ND						10	
Di-n-octyl phthalate	ND						10	
2,4-Dinitrotoluene	ND						10	
2,6-Dinitrotoluene	ND						10	
Fluoranthene	ND						10	
Fluorene	ND						10	
Hexachlorobenzene	ND						10	
Hexachlorobutadiene	ND						10	
Hexachlorocyclopentadiene	ND						10	
Hexachloroethane	ND						10	
Indeno(1,2,3-cd)pyrene	ND						10	
Isophorone	ND						10	
thylnaphthalene	ND						10	

* %-% REC R-RPD A-ABS Diff. D-% Diff.

CORE LABORATORIES

QUALITY CONTROL RESULTS

Job Number: 972079 Date: 10/14/97

CUSTOMER: Daniel B. Stephens & Associates PROJECT: ENRON/ROSWELL 6033.2 ATTN: Bob Marley

QC Type	Description	Reag. Code	Lab ID	Dilution Factor	Date Time
MB	Method Blank	MB3297			08/19/97 1925

Parameter/Test Description	QC Result	QC Result	True Value	Orig. Value	Calc. Result	*	Limits	F
Naphthalene	ND						10	
o-Nitroaniline	ND						50	
m-Nitroaniline	ND						50	
p-Nitroaniline	ND						50	
Nitrobenzene	ND						10	
n-Nitrosodi-n-propylamine	ND						10	
n-Nitrosodiphenylamine	ND						10	
Phenanthrene	ND						10	
Pyrene	ND						10	
1,2,4-Trichlorobenzene	ND						10	
Benzoic acid	ND						50	
4-Chloro-3-methylphenol	ND						10	
2-Chlorophenol	ND						10	
2,4-Dichlorophenol	ND						10	
2,4-Dimethylphenol	ND						10	
2,4-Dinitrophenol	ND						50	
2-Methyl-4,6-dinitrophenol	ND						50	
2-Methylphenol (o-cresol)	ND						10	
thylphenol (p-cresol)	ND						10	
trophenol	ND						10	
4 nitrophenol	ND						50	
Pentachlorophenol	ND						50	
Phenol	ND						10	
2,4,5-Trichlorophenol	ND						10	
2,4,6-Trichlorophenol	ND						10	

LCS	Laboratory Control Sample	B970613A			08/19/97 2022

Parameter/Test Description	QC Result	QC Result	True Value	Orig. Value	Calc. Result	*	Limits	F
Acenaphthene	94.76		100.0		94.8	%	31-137	
1,4-Dichlorobenzene	81.53		100.3		81.3	%	28-104	
2,4-Dinitrotoluene	101.38		100.1		101.3	%	28-89	
n-Nitrosodi-n-propylamine	99.34		100.0		99.3	%	41-126	
Pyrene	101.80		100.1		101.7	%	35-142	
1,2,4-Trichlorobenzene	90.76		100.0		90.8	%	38-107	
4-Chloro-3-methylphenol	113.23		99.84		113.4	%	26-103	
2-Chlorophenol	98.58		99.78		98.8	%	25-102	
4-Nitrophenol	108.75		99.75		109.0	%	11-114	
Pentachlorophenol	100.05		99.74		100.3	%	17-109	
Phenol	103.90		99.72		104.2	%	26-90	

* %-% REC R-RPD A-ABS Diff. D-% Diff.

CORE LABORATORIES

S U R R O G A T E R E C O V E R I E S R E P O R T

Job Number.: 972079 Report Date: 10/14/97

CUSTOMER: Daniel B. Stephens & Associates PROJECT: ENRON/ROSWELL 6033.2 ATTN: Bob Marley

Method.....: SW-846 8240 Batch.....: 24570
Method Code.....: 8240 Analyst.....: mla

Surrogate	Units
4-Bromofluorobenzene	ug/L

Lab ID	Matrix	QC Type	Dilution	Result	True Value	Percent Recovery	Limits	Flag	Date	Time
	Solid	RS		51.53	50.172	102.7	74-121		08/07/97	1701
	Solid	MB		50.59	50.172	100.8	74-121		08/07/97	1732
972031-1	Solid			33.48	50.172	66.7	74-121	X	08/07/97	2034
972031-1	Solid	MS		29.74	50.172	59.3	74-121	X	08/07/97	2104
972031-1	Solid	MSD		34.03	50.172	67.8	74-121	X	08/07/97	2135
972031-3	Solid			33.18	50.172	66.1	74-121	X	08/07/97	2205
972079-3	Solid			30.29	50.172	60.4	74-121	X	08/08/97	0207
972079-11	Solid			34.47	50.172	68.7	74-121	X	08/08/97	0237

Surrogate	Units
Dibromofluoromethane	ug/L

Lab ID	Matrix	QC Type	Dilution	Result	True Value	Percent Recovery	Limits	Flag	Date	Time
	Solid	RS		48.42	50.190	96.5	80-120		08/07/97	1701
	Solid	MB		48.49	50.190	96.6	80-120		08/07/97	1732
972031-1	Solid			53.17	50.190	105.9	80-120		08/07/97	2034
972031-1	Solid	MS		53.10	50.190	105.8	80-120		08/07/97	2104
972031-1	Solid	MSD		54.26	50.190	108.1	80-120		08/07/97	2135
972031-3	Solid			54.13	50.190	107.9	80-120		08/07/97	2205
972079-3	Solid			55.27	50.190	110.1	80-120		08/08/97	0207
972079-11	Solid			54.07	50.190	107.7	80-120		08/08/97	0237

Surrogate	Units
Toluene-d8	ug/L

Lab ID	Matrix	QC Type	Dilution	Result	True Value	Percent Recovery	Limits	Flag	Date	Time
	Solid	RS		51.47	50.175	102.6	81-117		08/07/97	1701
	Solid	MB		50.08	50.175	99.8	81-117		08/07/97	1732
972031-1	Solid			49.06	50.175	97.8	81-117		08/07/97	2034
972031-1	Solid	MS		49.20	50.175	98.1	81-117		08/07/97	2104
972031-1	Solid	MSD		48.42	50.175	96.5	81-117		08/07/97	2135
972031-3	Solid			48.78	50.175	97.2	81-117		08/07/97	2205
972079-3	Solid			46.31	50.175	92.3	81-117		08/08/97	0207
972079-11	Solid			47.91	50.175	95.5	81-117		08/08/97	0237

CORE LABORATORIES

S U R R O G A T E R E C O V E R I E S R E P O R T

Job Number.: 972079 Report Date: 10/14/97

CUSTOMER: Daniel B. Stephens & Associates PROJECT: ENRON/ROSWELL 6033.2 ATTN: Bob Marley

Method.....: SW-846 8240 Batch.....: 24575
Method Code.....: 8240 Analyst.....: mla

Surrogate	Units
4-Bromofluorobenzene	ug/L

Lab ID	Matrix	QC Type	Dilution	Result	True Value	Percent Recovery	Limits	Flag	Date	Time
	Solid	RS		51.74	50.172	103.1	74-121		08/11/97	2216
	Solid	MB		51.08	50.172	101.8	74-121		08/11/97	2246
972079-3	Solid			51.38	50.172	102.4	74-121		08/11/97	2346
972079-11	Solid			53.58	50.172	106.8	74-121		08/12/97	0016
972081-1	Solid			51.30	50.172	102.2	74-121		08/12/97	0146
972081-1	Solid	MS		49.14	50.172	97.9	74-121		08/12/97	0216
972081-1	Solid	MSD		50.12	50.172	99.9	74-121		08/12/97	0246

Surrogate	Units
Dibromofluoromethane	ug/L

Lab ID	Matrix	QC Type	Dilution	Result	True Value	Percent Recovery	Limits	Flag	Date	Time
	Solid	RS		47.36	50.190	94.4	80-120		08/11/97	2216
	Solid	MB		47.61	50.190	94.9	80-120		08/11/97	2246
972079-3	Solid			48.20	50.190	96.0	80-120		08/11/97	2346
972079-11	Solid			47.48	50.190	94.6	80-120		08/12/97	0016
972081-1	Solid			51.03	50.190	101.7	80-120		08/12/97	0146
972081-1	Solid	MS		51.91	50.190	103.4	80-120		08/12/97	0216
972081-1	Solid	MSD		51.75	50.190	103.1	80-120		08/12/97	0246

Surrogate	Units
Toluene-d8	ug/L

Lab ID	Matrix	QC Type	Dilution	Result	True Value	Percent Recovery	Limits	Flag	Date	Time
	Solid	RS		49.66	50.175	99.0	81-117		08/11/97	2216
	Solid	MB		49.78	50.175	99.2	81-117		08/11/97	2246
972079-3	Solid			49.03	50.175	97.7	81-117		08/11/97	2346
972079-11	Solid			49.31	50.175	98.3	81-117		08/12/97	0016
972081-1	Solid			47.81	50.175	95.3	81-117		08/12/97	0146
972081-1	Solid	MS		46.78	50.175	93.2	81-117		08/12/97	0216
972081-1	Solid	MSD		49.32	50.175	98.3	81-117		08/12/97	0246

CORE LABORATORIES

SURROGATE RECOVERIES REPORT

Job Number.: 972079 Report Date: 10/14/97

CUSTOMER: Daniel B. Stephens & Associates PROJECT: ENRON/ROSWELL 6033.2 ATTN: Bob Marley

Method.....: SW-846 8080 Batch.....: 24611
Method Code.....: 8080PC Analyst.....: smc

Surrogate	Units
2,4,5,6-Tetrachloro-m-xylene	ug/L

Lab ID	Matrix	QC Type	Dilution	Result	True Value	Percent Recovery	Limits	Flag	Date	Time
	Solid	MB		0.0226	0.02004	113	60-150		08/12/97	1652
	Solid	LCS		0.0233	0.02004	116	60-150		08/12/97	1721
972114-10	Solid			0.0235	0.02004	117	60-150		08/12/97	1750
972114-12	Solid			0.0228	0.02004	114	60-150		08/12/97	1819
972114-13	Solid			0.0223	0.02004	111	60-150		08/12/97	1848
972114-14	Solid			0.0225	0.02004	112	60-150		08/12/97	1917
972114-15	Solid			0.0228	0.02004	114	60-150		08/12/97	1746
972114-16	Solid			0.0230	0.02004	115	60-150		08/12/97	2015
972114-17	Solid		50	ND	0.02004	0	60-150	X	08/13/97	1124
972079-3	Solid			0.0242	0.02004	121	60-150		08/13/97	0952
972079-11	Solid			0.0225	0.02004	112	60-150		08/13/97	1021

'rrogate	Units
Decachlorobiphenyl	ug/L

Lab ID	Matrix	QC Type	Dilution	Result	True Value	Percent Recovery	Limits	Flag	Date	Time
	Solid	MB		0.0206	0.02004	103	60-150		08/12/97	1652
	Solid	LCS		0.0198	0.02004	99	60-150		08/12/97	1721
972114-10	Solid			0.0204	0.02004	102	60-150		08/12/97	1750
972114-12	Solid			0.0196	0.02004	98	60-150		08/12/97	1819
972114-13	Solid			0.0195	0.02004	97	60-150		08/12/97	1848
972114-14	Solid			0.0200	0.02004	100	60-150		08/12/97	1917
972114-15	Solid			0.0215	0.02004	107	60-150		08/12/97	1746
972114-16	Solid			0.0206	0.02004	103	60-150		08/12/97	2015
972114-17	Solid		50	ND	0.02004	0	60-150	X	08/13/97	1124
972079-3	Solid			0.0216	0.02004	108	60-150		08/13/97	0952
972079-11	Solid			0.0205	0.02004	102	60-150		08/13/97	1021

Method.....: SW-846 8270 Batch.....: 24863
Method Code.....: 8270 Analyst.....: dmj

Surrogate	Units
2,4,6-Tribromophenol	ug/L

Lab ID	Matrix	QC Type	Dilution	Result	True Value	Percent Recovery	Limits	Flag	Date	Time
	Solid	MB	1.00	102.92	100.51	102	19-122		08/19/97	1925
	Solid	LCS	1.00	108.77	100.51	108	19-122		08/19/97	2022
972079-3	Solid		1.00	106.31	100.51	106	19-122		08/19/97	2119
79-11	Solid		1.00	93.69	100.51	93	19-122		08/19/97	2216

CORE LABORATORIES

SURROGATE RECOVERIES REPORT

Job Number.: 972079 Report Date: 10/14/97

CUSTOMER: Daniel B. Stephens & Associates PROJECT: ENRON/ROSWELL 6033.2 ATTN: Bob Marley

Surrogate	Units
2-Fluorobiphenyl	ug/L

Lab ID	Matrix	QC Type	Dilution	Result	True Value	Percent Recovery	Limits	Flag	Date	Time
	Solid	MB	1.00	47.97	50.00	96	30-115		08/19/97	1925
	Solid	LCS	1.00	49.36	50.00	99	30-115		08/19/97	2022
972079-3	Solid		1.00	47.69	50.00	95	30-115		08/19/97	2119
972079-11	Solid		1.00	48.76	50.00	98	30-115		08/19/97	2216

Surrogate	Units
2-Fluorophenol	ug/L

Lab ID	Matrix	QC Type	Dilution	Result	True Value	Percent Recovery	Limits	Flag	Date	Time
	Solid	MB	1.00	103.69	99.98	104	25-121		08/19/97	1925
	Solid	LCS	1.00	104.45	99.98	104	25-121		08/19/97	2022
972079-3	Solid		1.00	101.17	99.98	101	25-121		08/19/97	2119
972079-11	Solid		1.00	107.96	99.98	108	25-121		08/19/97	2216

Surrogate	Units
Nitrobenzene-d5	ug/L

Lab ID	Matrix	QC Type	Dilution	Result	True Value	Percent Recovery	Limits	Flag	Date	Time
	Solid	MB	1.00	48.44	50.07	97	23-120		08/19/97	1925
	Solid	LCS	1.00	49.43	50.07	99	23-120		08/19/97	2022
972079-3	Solid		1.00	47.21	50.07	94	23-120		08/19/97	2119
972079-11	Solid		1.00	49.37	50.07	99	23-120		08/19/97	2216

Surrogate	Units
Phenol-d6	ug/L

Lab ID	Matrix	QC Type	Dilution	Result	True Value	Percent Recovery	Limits	Flag	Date	Time
	Solid	MB	1.00	107.84	100.40	107	24-113		08/19/97	1925
	Solid	LCS	1.00	113.94	100.40	113	24-113		08/19/97	2022
972079-3	Solid		1.00	105.16	100.40	105	24-113		08/19/97	2119
972079-11	Solid		1.00	112.91	100.40	112	24-113		08/19/97	2216

CORE LABORATORIES

SURROGATE RECOVERIES REPORT

Job Number.: 972079

Report Date: 10/14/97

CUSTOMER: Daniel B. Stephens & Associates PROJECT: ENRON/ROSWELL 6033.2 ATTN: Bob Marley

Surrogate	Units
Terphenyl-d14	ug/L

Lab ID	Matrix	QC Type	Dilution	Result	True Value	Percent Recovery	Limits	Flag	Date	Time
	Solid	MB	1.00	54.00	50.02	108	18-137		08/19/97	1925
	Solid	LCS	1.00	54.21	50.02	108	18-137		08/19/97	2022
972079-3	Solid		1.00	54.12	50.02	108	18-137		08/19/97	2119
972079-11	Solid		1.00	53.66	50.02	107	18-137		08/19/97	2216

CORE LABORATORIES

QUALITY ASSURANCE METHODS

REFERENCES AND NOTES

Report Date: 10/14/97

	WATER LIMITS Recovery	WATER LIMITS RPD	SOIL LIMITS Recovery	SOIL LIMITS RPD
VOLATILE ORGANICS				
Methods 602/8020 Surrogate				
Bromofluorobenzene	89-110%		78-123%	
Methods 602/8020 Spike/Spike Duplicate				
Benzene	39-150%	25	75-125%	25
Ethylbenzene	32-160%	25	60-140%	25
Toluene	46-148%	25	70-130%	25
Xylenes	75-125%	25	61-139%	25
Method 8015 Mod. Spike/Spike Duplicate				
TVPH	75-125%	20	48-152%	20
TEPH	54-135%	20	54-135%	20
Methods 624/8240/8260 Surrogates				
Dibromofluoromethane	86-118%		80-120%	
Toluene-(d8)	88-110%		81-117%	
4-Bromofluorobenzene	86-115%		74-121%	
Method 524.2 Surrogates				
4-Bromofluorobenzene	80-120%			
1,4-Dichlorobenzene-d4	80-120%			
Methods 624/8240 Spike/Spike Duplicate				
1,1-Dichloroethene	61-145%	14	59-172%	22
Trichloroethene	71-120%	14	62-137%	24
Benzene	76-127%	11	66-142%	21
Toluene	76-125%	13	59-139%	21
Chlorobenzene	75-130%	13	60-133%	21
Method 8260 Spike/Spike Duplicate				
1,1-Dichloroethene	70-130%	14	70-130%	22
Trichloroethene	71-120%	14	70-130%	24
Benzene	76-127%	11	70-130%	21
Toluene	76-125%	13	70-130%	21
Chlorobenzene	75-130%	13	70-130%	21
Method 524.2 Spike/Spike Duplicate				
1,1-Dichloroethene	80-120%	14		
Trichloroethene	80-120%	14		
Benzene	80-120%	11		
Toluene	80-120%	13		
Chlorobenzene	80-120%	13		
PESTICIDES AND PCB'S				
Methods 608/8080 Surrogates				
Tetrachloro-m-xylene	60-150%		60-150%	
4,4'-Dichlorobiphenyl	60-150%		60-150%	
Decachlorobiphenyl	60-150%		60-150%	
Method 8140 Surrogates				
Tributylphosphate	36-152%		36-152%	
Triphenylphosphate	36-152%		36-152%	

QUALITY ASSURANCE METHODS

REFERENCES AND NOTES

Report Date: 10/14/97

	WATER LIMITS Recovery	RPD	SOIL LIMITS Recovery	RPD
SEMIVOLATILE ORGANICS				
Methods 625/8270 Surrogates				
Nitrobenzene-d5	35-114%		23-120%	
2-Fluorobiphenyl	43-116%		30-115%	
4-Terphenyl-d14	33-141%		18-137%	
Phenol-d6	10-94%		24-113%	
2-Fluorophenol	21-100%		25-121%	
2,4,6-Tribromophenol	10-123%		19-122%	
Methods 625/8270 Spike/Spike Duplicate				
Phenol	12-110%	42	26-90%	35
2-Chlorophenol	27-123%	40	25-102%	50
1,4-Dichlorobenzene	36-97%	28	28-104%	27
N-Nitroso-di-n-propylamine	41-116%	38	41-126%	38
1,2,4-Trichlorobenzene	39-98%	28	38-107%	23
4-Chloro-3-methylphenol	23-97%	42	26-103%	33
Acenaphthene	46-118%	31	31-137%	19
4-Nitrophenol	10-80%	50	11-114%	50
2,4-Dintrotoluene	24-96%	38	28-89%	47
Pentachlorophenol	9-103%	50	17-109%	47
Pyrene	26-127%	31	35-142%	36
HERBICIDES				
Method 8150 Surrogate				
2,4-Dichlorophenylacetic acid	50-150%		50-150%	
Method 8150 Spike/Spike Duplicate				
2,4-D	41-126%	25	41-126%	25
2,4,5-T	45-119%	25	45-119%	25

TOXICITY CHARACTERISTIC LEACHING PROCEDURE

METALS	RCRA Regulatory Level (mg/L)
Arsenic (As)	5.0
Barium (Ba)	100.0
Cadmium (Cd)	1.0
Chromium (Cr)	5.0
Lead (Pb)	5.0
Mercury (Hg)	0.2
Selenium (Se)	1.0
Silver (Ag)	5.0

VOLATILE ORGANIC COMPOUNDS	RCRA Regulatory Level (ug/L)
Benzene	500
Carbon Tetrachloride	500
Chlorobenzene	100000
Chloroform	6000
1,2-Dichloroethane	500
1,1-Dichloroethene	700
Methyl ethyl ketone (2-Butanone)	200000
Tetrachloroethene	700
Trichloroethene	500
Vinyl chloride	200

SEMIVOLATILE ORGANIC COMPOUNDS	RCRA Regulatory Level (ug/L)
o-Cresol (2-Methylphenol)	200000 *
m & p-Cresol (3 & 4-Methylphenol)	200000 *
1,4-Dichlorobenzene	7500
2,4-Dinitrotoluene	130 **
Hexachlorobenzene	130 **
Hexachlorobutadiene	500
Hexachloroethane	3000
Nitrobenzene	2000
Pentachlorophenol	100000
Pyridine	5000 **
2,4,5-Trichlorophenol	400000
2,4,6-Trichlorophenol	2000

PESTICIDE COMPOUNDS	RCRA Regulatory Level (ug/L)
Chlordane	30
Endrin	20
Heptachlor	8
Heptachlor epoxide	8
gamma-BHC (Lindane)	400
Methoxychlor	10000
Toxaphene	500

HERBICIDE COMPOUNDS	RCRA Regulatory Level (ug/L)
2,4-D	10000
2,4,5-TP (Silvex)	1000

* Total Cresol (2, 3 & 4-Cresol) RCRA regulatory level is 200000 ug/L.

** Method quantitation limit becomes the RCRA regulatory level.

QUALITY ASSURANCE METHODS

REFERENCES AND NOTES

Report Date: 10/14/97

(1) EPA 600/4-79-020 Methods for Chemical Analysis of Water and Wastes, March 1983

(2) EPA SW846 Test Methods for Evaluating Solid Waste, Third Edition, September 1986

(3) EPA SW846 Test Methods for Evaluating Solid Waste, Final Update I, July 1992

(4) EPA SW846 Test Methods for Evaluating Solid Waste, Final Update II, September 1994

(5) EPA SW846 Test Methods for Evaluating Solid Waste, Final Update IIA, August 1993

(6) EPA SW846 Test Methods for Evaluating Solid Waste, Final Update IIB, January 1995

(7) Standard Methods for the Examination of Water and Wastewater, 16th Edition, 1985

(8) Standard Methods for the Examination of Water and Wastewater, 17th Edition, 1989

(9) Standard Methods for the Examination of Water and Wastewater, 18th Edition, 1992

(10) EPA 600/4-80-032 Prescribed Procedures For Measurement Of Radioactivity in Drinking Water, August 1980

(11) EPA 600/8-78-017 Microbiological Methods For Monitoring The Environment, December 1978

(12) Federal Register, July 1, 1990 (40 CFR Part 136)

(13) EPA 600/4-88-03 Methods For The Determination of Organics Compounds in Drinking Water, December 1988

(14) U.S.G.S. Methods For Determination of Inorganic Substances In Water And Fluvial Sediments, Book 5, Chapter A1, 1985

(15) Federal Register, June 7, 1991 (40 CFR Parts 141 & 142)

(16) ASTM Section 11 Water and Environmental Technology, Volume 11.01 Water (1), 1991

(17) Methods of Soil Analysis, American Society of Agronomy, Agronomy No. 9, 1965

(18) ASTM Section 5, Petroleum Products, Lubricants, and Fossil Fuels, Volume 05.05, Gaseous Fuels, Coal, and Coke

(19) EPA 600/2-78-054 Field and Laboratory Methods Applicable To Overburdens and Mine Soils, March 1978

(20) ASTM Part 19, Soils and Rocks; Building Stones, 1981

QUALITY ASSURANCE METHODS

REFERENCES AND NOTES

Report Date: 10/14/97

COMMENTS

a) ND = Not detected. NC = Not calculable due to value(s) lower than the detection limit.

b) Data in the QA report may differ from final results due to digestion and/or dilution of samples into analytical ranges. Quality control results are reported "as analyzed" within the instruments established calibration range.

c) The "Time Analyzed" in the QA report refers to the start time of the analytical batch which may not reflect the actual time of each analysis. The "Date Analyzed" is the actual date of analysis.

d) Results for soil and sludge samples are reported on a wet weight basis (i.e. not corrected for percent moisture) unless otherwise indicated.

BLANK QC SAMPLE IDENTIFICATION

MB	Method Blank
EB	Extraction Blank
ICB	Initial Calibration Blank
CCB	Continuing Calibration Blank

SPIKE QC SAMPLE IDENTIFICATION

MS	Method (Matrix) Spike
MSD	Method (Matrix) Spike Duplicate
PDS	Post-Digestion Spike
PSD	Post-Digestion Spike Duplicate
SB	Spike Blank
SBD	Spike Blank Duplicate

REFERENCE STANDARD QC SAMPLE IDENTIFICATION

LCS	Laboratory Control Standard
RS	Reference Standard
ICV	Initial Calibration Verification Standard
CCV	Continuing Calibration Verification Standard
ISA/ISB	ICP Interference Check Sample
ICL	Initial Calibration/Laboratory Control Sample
DSC	Distilled Standard Check
CRI	CRDL Low-Level ICP Standard

DUPLICATE QC SAMPLE IDENTIFICATION

MD	Method (Matrix) Duplicate
ED	Extraction Duplicate
SD	Serial Dilution

Analyses performed by a subcontract laboratory are indicated on the analytical and/or quality control reports under "Technician" using the following codes:

SUBCONTRACT LABORATORY	CODE
Core Laboratories - Anaheim, CA	* AN
Core Laboratories - Casper, WY	* CA
Core Laboratories - Corpus Christi, TX	* CC
Core Laboratories - Edison, NJ	* ED

QUALITY ASSURANCE METHODS

REFERENCES AND NOTES

Report Date: 10/14/97

Core Laboratories - Gulf States - Houston, TX	* HE
Core Laboratories - Houston, TX	* HP
Core Laboratories - Indianapolis, IN	* IN
Core Laboratories - Lake Charles, LA	* LC
Core Laboratories - Long Beach, CA	* LB
Core Laboratories - Tampa, FL	* TP
Core Laboratories - Valparaiso, IN	* VP
Other Subcontract Laboratories	* XX

EXPLANATION OF DATA QUALIFIERS - ORGANIC PARAMETERS

U - This qualifier indicates that the analyte was analyzed for but not detected.

J - This qualifier indicates that the value is an estimate. It is used when a compound is determined to be present based on the mass spectral data but at a concentration less than the practical quantitation limit of the method.

E - This qualifier indicates that a sample result is an estimate because the concentration exceeded the upper calibration range of the instrument.

EXPLANATION OF DATA QUALIFIERS - METALS & INORGANIC PARAMETERS

U - This qualifier indicates that the analyte was analyzed for but not detected.

B - This qualifier indicates that the analyte was detected at a level below the reporting limit but greater than or equal to the instrument detection limit.

EXPLANATION OF DATA FLAGS - ALL PARAMETERS

B - This flag indicates that an analyte is present in the method blank as well as in the sample. The client should consider this when evaluating the data.

E - This flag indicates the reported value is estimated due to sample matrix interference.

W - This flag indicates that a post-digestion spike for GFAA analysis is outside quality control limits.

X - This flag indicates that a surrogate recovery is outside quality control limits.

Y - This flag indicates a spike or spike duplicate recovery is outside quality control limits.

Z - This flag indicates a relative percent difference for a spike and spike duplicate is outside quality control limits.

* - This flag indicates a relative percent difference for a duplicate analysis is outside quality control limits.

^ - This flag indicates a percent recovery for a standard is outside quality control limits.

Job Number 972105
August 21, 1997

CORE LABORATORIES

ANALYTICAL REPORT

JOB NUMBER: 972105

Prepared For:

Daniel B. Stephens & Associates
6020 Academy NE
Suite 100
Albuquerque, NM 87109

Attention: Bob Marley

Date: 08/21/97

Don Morris
Signature

August 22, 1997
Date

Name: Don L. Morris

Title: Project Coordinator

CORE LABORATORIES, INC.
10703 East Bethany Drive
Aurora, CO 80014

PHONE: (303) 751-1780
FAX: (303) 751-1784

The analytical results, opinions or interpretations contained in this report are based upon information and material supplied by the client for whose exclusive and confidential use this report has been made. The analytical results, opinions or interpretations expressed represent the best judgment of Core Laboratories. Core Laboratories, however, makes no warranty or representation, express or implied, of any type, and expressly disclaims same as to the productivity, proper operations or profitableness of any oil, gas, coal or other mineral, property, well or sand, in connection with which such report is used or relied upon for any reason whatsoever. This report shall not be reproduced, in whole or in part, without the written approval of Core Laboratories.

CORE LAB

CORE LABORATORIES, INC.

1 of 1 N° 109021

CHAIN OF CUSTODY RECORD

CUSTOMER INFORMATION	PROJECT INFORMATION
COMPANY: DANIEL B. STEPHENS & ASSOC.	PROJECT NAME/NUMBER: ROSWELL / 6033.2
SEND REPORT TO: BOB MARLEY	BILLING INFORMATION
ADDRESS: 6020 ACADEMY NE #100	BILL TO: GEORGE ROBINSON
ALBUQUERQUE NM 87109	ADDRESS: C/O ENRON ENVIRONMENTAL AFFAIRS 1400 SMITH ST
	HOUSTON TX 77002
PHONE: 505-822-9400	PHONE: 713-646-7327
FAX: 505-822-8877	FAX: PO NO.:

LAB JOB NO. 972105

SAMPLE NO.	SAMPLE DESCRIPTION	SAMPLE DATE	SAMPLE TIME	SAMPLE MATRIX	CONTAINER	PRESERV.	NUMBER OF CONTAINERS	8080 PCBs	8270 SVOCs	METALS 6010	ANIONS	TDS	NO2/NO3	8240 VOCs		REMARKS / PRECAUTIONS
	MW-9	7/31/97	0940	WATER	6 oz 250 ml 500 ml 40 ml	None HNO3 H2SO4 HCl	11	X	X	X	X	X	X	X		FILTER PRIOR TO INORGANIC ANALYSIS
	MW-17	7/31/97	1120	WATER	6 oz 250 ml 500 ml 40 ml	None HNO3 H2SO4 HCl	11	X	X	X	X	X	X	X		
	MW-10	7/31/97	1350	WATER	6 oz 250 ml 500 ml 40 ml	None HNO3 H2SO4 HCl	11	X	X	X	X	X	X	X		
	MW-7	7/31/97	1615	WATER	6 oz 250 ml 500 ml 40 ml	None HNO3 H2SO4 HCl	11	X	X	X	X	X	X	X		2 of 3 VOA Bubbles
	MW-8	8/1/97	1125	WATER	6 oz 250 ml 500 ml 40 ml	None HNO3 H2SO4 HCl	11	X	X	X	X	X	X	X		
	MW-14	8/1/97	1320	WATER	6 oz 250 ml 500 ml 40 ml	None HNO3 H2SO4 HCl	11	X	X	X	X	X	X	X		1 of 3 VOA - Bubbles ~~Headspace~~
																Temp 4.0°C

SAMPLER: CLARENCE PIGMAN SHIPMENT METHOD: FED EX AIRBILL NO.: 5541655921

REQUIRED TURNAROUND:* SAME DAY 24 HOURS 48 HOURS 72 HOURS 5 DAYS 10 DAYS X ROUTINE OTHER

1. RELINQUISHED BY:	DATE	2. RELINQUISHED BY:	DATE	3. RELINQUISHED BY:	DATE
SIGNATURE: Clarence Pigman	8/1/97	SIGNATURE:		SIGNATURE:	
PRINTED NAME/COMPANY: CLARENCE PIGMAN DBS&A	TIME: 1630	PRINTED NAME/COMPANY:	TIME	PRINTED NAME/COMPANY:	TIME
1. RECEIVED BY:	DATE	2. RECEIVED BY:	DATE	3. RECEIVED BY:	DATE
SIGNATURE: Ann Kelley	8/2/97	SIGNATURE:		SIGNATURE:	
PRINTED NAME/COMPANY: Ann Kelley CORE	TIME: 0930	PRINTED NAME/COMPANY:	TIME	PRINTED NAME/COMPANY:	TIME

* RUSH TURNAROUND MAY REQUIRE SURCHARGE

☐ Anaheim, CA 1250 E. Gene Autry Way Anaheim, CA 92805 (714) 937-1094 Fax (714) 937-1170
☐ Aurora, CO 10703 E. Bethany Drive Aurora, CO 80014 (303) 751-1780 Fax (303) 751-1784
☐ Casper, WY 420 W. First Street Casper, WY 82601 (307) 235-5741 Fax (307) 266-1676
☐ Corpus Christi, TX 1733 N. Padre Island Drive Corpus Christi, TX 78408 (512) 289-2673 Fax (512) 289-2471
☐ Edison, NJ 284 Raritan Center Parkway Edison, NJ 08837 (908) 225-6700 Fax (908) 225-6777
☐ Houston, TX (Env) 6310 Rothway Drive Houston, TX 77040 (713) 690-4444 Fax (713) 690-5646
☐ Houston, TX (Pet) 8210 Mosley Road Houston, TX 77075 (713) 943-9776 Fax (713) 943-3846
☐ Indianapolis, IN 7726 Moller Road Indianapolis, IN 46266 (317) 875-5894 Fax (317) 872-6189
☐ Lake Charles, LA 3645 Beglis Parkway Sulphur, LA 70663 (318) 583-4926 Fax (318) 583-4929
☐ Long Beach, CA 3700 Cherry Avenue Long Beach, CA 90807 (310) 595-8401 Fax (310) 427-5174
☐ Tampa, FL 5460 Beaumont Center Blvd. Tampa, FL 33634 (813)884-8268 Fax (813) 885-4938
☐ Valparaiso, IN 2400 Cumberland Drive Valparaiso, IN 46383 (219) 464-2389 Fax (219) 462-2953

CORE LABORATORIES

SAMPLE DELIVERY GROUP NARRATIVE

August 21, 1997

Customer: Daniel B. Stephens & Associates
Project: ENRON ROSWELL/6033.2
Core Laboratories Project Number: 972105

Method 8240 GC/MS Volatile Analysis:

The reference standard analyzed on 8/13/97 had carbon tetrachloride and 1,2-dichloroethane above acceptance criteria. These analytes were not detected in the associated samples.

Linda L. Benkers
QA/QC Coordinator

Kathy Klausmeier
Laboratory Supervisor

The analytical results, opinions or interpretations contained in this report are based upon information and material supplied by the client for whose exclusive and confidential use this report has been made. The analytical results, opinions or interpretations expressed represent the best judgment of Core Laboratories. Core Laboratories, however, makes no warranty or representation, express or implied, as to the productivity, proper operations or profitableness of any oil, gas, coal or other mineral property, well or sand in connection with which such report is used or relied upon for any reason whatsoever. This report shall not be reproduced, in whole or in part, without the written approval of Core Laboratories.

CORE LABORATORIES

SAMPLE INFORMATION
Date: 08/21/97

Job Number.: 972105
Customer ..: Daniel B. Stephens & Associates
Attn.....: Bob Marley

Project Number.....: 97000162
Customer Project ID....: ENRON ROSWELL/6033.2
Project Description....: DB Stephens/ 6033.2

Laboratory Sample ID	Customer Sample ID	Sample Matrix	Date Sampled	Time Sampled	Date Received	Time Received
972105-1	MW-9	Water	07/31/97	09:40	08/02/97	09:30
972105-2	MW-17	Water	07/31/97	11:20	08/02/97	09:30
972105-3	MW-10	Water	07/31/97	13:50	08/02/97	09:30
972105-4	MW-7	Water	07/31/97	16:15	08/02/97	09:30
972105-5	MW-8	Water	08/01/97	11:25	08/02/97	09:30
972105-6	MW-14	Water	08/01/97	13:20	08/02/97	09:30

The analytical results, opinions or interpretations contained in this report are based upon information and material supplied by the client for whose exclusive and confidential use this report has been made. The analytical results, opinions or interpretations expressed represent the best judgment of Core Laboratories. Core Laboratories, however, makes no warranty or representation, express or implied, of any type, and expressly disclaims same as to the productivity, proper operations or profitableness of any oil, gas, coal or other mineral property, well or sand, in connection with which such report is used or relied upon for any reason whatsoever. This report shall not be reproduced, in whole or in part, without the written approval of Core Laboratories.

CORE LABORATORIES

LABORATORY TEST RESULTS

Job Number: 972105

Date: 08/21/97

CUSTOMER: Daniel B. Stephens & Associates PROJECT: ENRON ROSWELL/6033.2 ATTN: Bob Marley

Customer Sample ID: MW-9
Date Sampled.....: 07/31/97
Time Sampled.....: 09:40
Sample Matrix.....: Water

Laboratory Sample ID: 972105-1
Date Received.....: 08/02/97
Time Received.....: 09:30

TEST METHOD	PARAMETER/TEST DESCRIPTION	SAMPLE RESULT	REPORTING LIMIT	UNITS	DATE	TECH
EPA 310.1	Alkalinity, Total as CaCO3, Unfilt.	126	5	mg/L CaCO3	08/11/97	mjf
SM 2320 B	Bicarbonate (HCO3), Unfilt.	154	5	mg/L	08/11/97	mjf
SM 2320 B	Carbonate (CO3), Unfilt.	<1	1	mg/L	08/11/97	mjf
EPA 325.2	Chloride, Unfilt.	487	5	mg/L	08/11/97	lmj
EPA 353.2	Nitrate + Nitrite as N, Unfilt.	0.55	0.05	mg/L	08/04/97	lmj
EPA 160.1	Solids, Total Dissolved (TDS), Filt.	4270	10	mg/L	08/06/97	mjf
EPA 375.2	Sulfate (SO4), Unfilt.	2040	200	mg/L	08/12/97	lmj
SW-846 3010	Acid Digestion, Total Metals	Complete			08/05/97	veb
-846 6010A	Arsenic (As), Total	<0.05	0.05	mg/L	08/06/97	gag
SW-846 6010A	Barium (Ba), Total	<0.05	0.05	mg/L	08/06/97	gag
SW-846 6010A	Cadmium (Cd), Total	<0.02	0.02	mg/L	08/06/97	gag
SW-846 6010A	Calcium (Ca), Total	557	0.5	mg/L	08/06/97	gag
SW-846 6010A	Chromium (Cr), Total	<0.05	0.05	mg/L	08/06/97	gag
SW-846 6010A	Copper (Cu), Total	<0.05	0.05	mg/L	08/06/97	gag
SW-846 6010A	Iron (Fe), Total	0.4	0.2	mg/L	08/06/97	gag
SW-846 6010A	Lead (Pb), Total	<0.02	0.02	mg/L	08/06/97	gag
SW-846 6010A	Magnesium (Mg), Total	174	0.5	mg/L	08/06/97	gag
SW-846 6010A	Manganese (Mn), Total	0.09	0.05	mg/L	08/06/97	gag
SW-846 7470	Mercury (Hg), Total	<0.0002	0.0002	mg/L	08/07/97	veb
SW-846 6010A	Potassium (K), Total	<20	20	mg/L	08/06/97	gag
SW-846 6010A	Selenium (Se), Total	<0.05	0.05	mg/L	08/06/97	gag
SW-846 6010A	Silver (Ag), Total	<0.05	0.05	mg/L	08/06/97	gag
SW-846 6010A	Sodium (Na), Total	362	5	mg/L	08/06/97	gag
SW-846 6010A	Zinc (Zn), Total	<0.05	0.05	mg/L	08/06/97	gag
'-846 3510B	Extraction (Sep. Funnel) PCBs					

The analytical results, opinions or interpretations contained in this report are based upon information and material supplied by the client for whose exclusive and confidential use this report has been made. The analytical results, opinions or interpretations expressed represent the best judgment of Core Laboratories. Core Laboratories, however, makes no warranty or representation, express or implied, of any kind and expressly disclaims same as to the productivity, proper operations or profitableness of any oil, gas, coal or other mineral property, well or sand in connection with which such report is used or relied upon for any reason whatsoever. This report shall not be reproduced, in whole or in part, without the written approval of Core Laboratories.

CORE LABORATORIES

LABORATORY TEST RESULTS

Job Number: 972105 Date: 08/21/97

CUSTOMER: Daniel B. Stephens & Associates PROJECT: ENRON ROSWELL/6033.2 ATTN: Bob Marley

Customer Sample ID: MW-9
Date Sampled.....: 07/31/97
Time Sampled.....: 09:40
Sample Matrix.....: Water

Laboratory Sample ID: 972105-1
Date Received.....: 08/02/97
Time Received.....: 09:30

TEST METHOD	PARAMETER/TEST DESCRIPTION	SAMPLE RESULT	REPORTING LIMIT	UNITS	DATE	TECH
	Separatory Funnel Liq/Liq Extraction	Complete			08/05/97	rwm
SW-846 8080	PCB Analysis					
	Aroclor 1016	ND	0.5	ug/L	08/07/97	smc
	Aroclor 1221	ND	0.5	ug/L	08/07/97	smc
	Aroclor 1232	ND	0.5	ug/L	08/07/97	smc
	Aroclor 1242	ND	0.5	ug/L	08/07/97	smc
	Aroclor 1248	ND	0.5	ug/L	08/07/97	smc
	Aroclor 1254	ND	0.5	ug/L	08/07/97	smc
	Aroclor 1260	ND	0.5	ug/L	08/07/97	smc
	Aroclor 1262	ND	0.5	ug/L	08/07/97	smc
	Aroclor 1268	ND	0.5	ug/L	08/07/97	smc
	Total PCB's	ND		ug/L	08/07/97	smc
SW-846 3510B	Extraction (Sep. Funnel) SVOC					
	Separatory Funnel Liq/Liq Extraction	Complete			08/06/97	rwm
SW-846 8270	Semivolatile Organics					
	Acenaphthene	ND	10	ug/L	08/15/97	dmj
	Acenaphthylene	ND	10	ug/L	08/15/97	dmj
	Anthracene	ND	10	ug/L	08/15/97	dmj
	Benzidine	ND	50	ug/L	08/15/97	dmj
	Benzo(a)anthracene	ND	10	ug/L	08/15/97	dmj
	Benzo(b)fluoranthene	ND	10	ug/L	08/15/97	dmj
	Benzo(k)fluoranthene	ND	10	ug/L	08/15/97	dmj
	Benzo(ghi)perylene	ND	10	ug/L	08/15/97	dmj
	Benzo(a)pyrene	ND	10	ug/L	08/15/97	dmj
	Benzyl alcohol	ND	20	ug/L	08/15/97	dmj
	Butyl benzyl phthalate	ND	10	ug/L	08/15/97	dmj
	Bis(2-chloroethoxy)methane	ND	10	ug/L	08/15/97	dmj
	Bis(2-chloroethyl)ether	ND	10	ug/L	08/15/97	dmj
	Bis(2-chloroisopropyl)ether	ND	10	ug/L	08/15/97	dmj
	Bis(2-ethylhexyl)phthalate	ND	10	ug/L	08/15/97	dmj
	4-Bromophenyl phenyl ether	ND	10	ug/L	08/15/97	dmj
	4-Chloroaniline	ND	10	ug/L	08/15/97	dmj
	2-Chloronaphthalene	ND	10	ug/L	08/15/97	dmj
	4-Chlorophenyl phenyl ether	ND	10	ug/L	08/15/97	dmj
	Chrysene	ND	10	ug/L	08/15/97	dmj
	Dibenzo(a,h)anthracene	ND	10	ug/L	08/15/97	dmj
	Dibenzofuran	ND	10	ug/L	08/15/97	dmj
	1,2-Dichlorobenzene	ND	10	ug/L	08/15/97	dmj
	1,3-Dichlorobenzene	ND	10	ug/L	08/15/97	dmj
	1,4-Dichlorobenzene	ND	10	ug/L	08/15/97	dmj
	3,3-Dichlorobenzidine	ND	20	ug/L	08/15/97	dmj
	Diethyl phthalate	ND	10	ug/L	08/15/97	dmj
	Dimethyl phthalate	ND	10	ug/L	08/15/97	dmj
	Di-n-butyl phthalate	ND	10	ug/L	08/15/97	dmj
	Di-n-octyl phthalate	ND	10	ug/L	08/15/97	dmj
	2,4-Dinitrotoluene	ND	10	ug/L	08/15/97	dmj

The analytical results, opinions or interpretations contained in this report are based upon information and material supplied by the client for whose exclusive and confidential use this report has been made. The analytical results, opinions or interpretations expressed represent the best judgment of Core Laboratories. Core Laboratories, however, makes no warranty or representation, express or implied, of any type, and expressly disclaims same as to the productivity, proper operations or profitableness of any oil, gas, coal or other mineral property, well or sand in connection with which such report is used or relied upon for any reason whatsoever. This report shall not be reproduced, in whole or in part, without the written approval of Core Laboratories.

CORE LABORATORIES

LABORATORY TEST RESULTS

Job Number: 972105 Date: 08/21/97

CUSTOMER: Daniel B. Stephens & Associates PROJECT: ENRON ROSWELL/6033.2 ATTN: Bob Marley

Customer Sample ID: MW-9
Date Sampled.....: 07/31/97
Time Sampled.....: 09:40
Sample Matrix.....: Water

Laboratory Sample ID: 972105-1
Date Received.....: 08/02/97
Time Received.....: 09:30

TEST METHOD	PARAMETER/TEST DESCRIPTION	SAMPLE RESULT	REPORTING LIMIT	UNITS	DATE	TECH
	2,6-Dinitrotoluene	ND	10	ug/L	08/15/97	dmj
	Fluoranthene	ND	10	ug/L	08/15/97	dmj
	Fluorene	ND	10	ug/L	08/15/97	dmj
	Hexachlorobenzene	ND	10	ug/L	08/15/97	dmj
	Hexachlorobutadiene	ND	10	ug/L	08/15/97	dmj
	Hexachlorocyclopentadiene	ND	10	ug/L	08/15/97	dmj
	Hexachloroethane	ND	10	ug/L	08/15/97	dmj
	Indeno(1,2,3-cd)pyrene	ND	10	ug/L	08/15/97	dmj
	Isophorone	ND	10	ug/L	08/15/97	dmj
	2-Methylnaphthalene	ND	10	ug/L	08/15/97	dmj
	Naphthalene	ND	10	ug/L	08/15/97	dmj
	o-Nitroaniline	ND	50	ug/L	08/15/97	dmj
	m-Nitroaniline	ND	50	ug/L	08/15/97	dmj
	p-Nitroaniline	ND	50	ug/L	08/15/97	dmj
	Nitrobenzene	ND	10	ug/L	08/15/97	dmj
	n-Nitrosodi-n-propylamine	ND	10	ug/L	08/15/97	dmj
	n-Nitrosodiphenylamine	ND	10	ug/L	08/15/97	dmj
	Phenanthrene	ND	10	ug/L	08/15/97	dmj
	Pyrene	ND	10	ug/L	08/15/97	dmj
	1,2,4-Trichlorobenzene	ND	10	ug/L	08/15/97	dmj
	Benzoic acid	ND	50	ug/L	08/15/97	dmj
	4-Chloro-3-methylphenol	ND	10	ug/L	08/15/97	dmj
	2-Chlorophenol	ND	10	ug/L	08/15/97	dmj
	2,4-Dichlorophenol	ND	10	ug/L	08/15/97	dmj
	2,4-Dimethylphenol	ND	10	ug/L	08/15/97	dmj
	2,4-Dinitrophenol	ND	50	ug/L	08/15/97	dmj
	2-Methyl-4,6-dinitrophenol	ND	50	ug/L	08/15/97	dmj
	2-Methylphenol (o-cresol)	ND	10	ug/L	08/15/97	dmj
	4-Methylphenol (p-cresol)	ND	10	ug/L	08/15/97	dmj
	2-Nitrophenol	ND	10	ug/L	08/15/97	dmj
	4-Nitrophenol	ND	50	ug/L	08/15/97	dmj
	Pentachlorophenol	ND	50	ug/L	08/15/97	dmj
	Phenol	ND	10	ug/L	08/15/97	dmj
	2,4,5-Trichlorophenol	ND	10	ug/L	08/15/97	dmj
	2,4,6-Trichlorophenol	ND	10	ug/L	08/15/97	dmj
SW-846 8240	Volatile Organics					
	Acetone	ND	100	ug/L	08/13/97	klk
	Benzene	ND	1	ug/L	08/13/97	klk
	Bromodichloromethane	ND	5	ug/L	08/13/97	klk
	Bromoform	ND	5	ug/L	08/13/97	klk
	Bromomethane	ND	10	ug/L	08/13/97	klk
	Methyl ethyl ketone (2-Butanone)	ND	100	ug/L	08/13/97	klk
	Carbon disulfide	ND	5	ug/L	08/13/97	klk
	Carbon tetrachloride	ND	5	ug/L	08/13/97	klk
	Chlorobenzene	ND	5	ug/L	08/13/97	klk
	Chloroethane	ND	10	ug/L	08/13/97	klk
	2-Chloroethylvinyl ether	ND	10	ug/L	08/13/97	klk
	Chloroform	ND	5	ug/L	08/13/97	klk

The analytical results, opinions or interpretations contained in this report are based upon information and material supplied by the client for whose exclusive and confidential use this report has been made. The analytical results, opinions or interpretations expressed represent the best judgment of Core Laboratories. Core Laboratories, however, makes no warranty or representation, express or implied, of any type, and expressly disclaims same as to the productivity, proper operations or profitableness of any oil, gas, coal or other mineral property, well or sand in connection with which such report is used or relied upon for any reason whatsoever. This report shall not be reproduced, in whole or in part, without the written approval of Core Laboratories.

CORE LABORATORIES

LABORATORY TEST RESULTS

Job Number: 972105 Date: 08/21/97

CUSTOMER: Daniel B. Stephens & Associates PROJECT: ENRON ROSWELL/6033.2 ATTN: Bob Marley

Customer Sample ID: MW-9
Date Sampled.....: 07/31/97
Time Sampled.....: 09:40
Sample Matrix.....: Water

Laboratory Sample ID: 972105-1
Date Received.....: 08/02/97
Time Received.....: 09:30

TEST METHOD	PARAMETER/TEST DESCRIPTION	SAMPLE RESULT	REPORTING LIMIT	UNITS	DATE	TECH
	Chloromethane	ND	10	ug/L	08/13/97	klk
	Dibromochloromethane	ND	5	ug/L	08/13/97	klk
	1,1-Dichloroethane	ND	5	ug/L	08/13/97	klk
	1,2-Dichloroethane	ND	5	ug/L	08/13/97	klk
	1,1-Dichloroethene	ND	5	ug/L	08/13/97	klk
	trans-1,2-Dichloroethene	ND	5	ug/L	08/13/97	klk
	1,2-Dichloropropane	ND	5	ug/L	08/13/97	klk
	cis-1,3-Dichloropropene	ND	5	ug/L	08/13/97	klk
	trans-1,3-Dichloropropene	ND	5	ug/L	08/13/97	klk
	Ethylbenzene	ND	5	ug/L	08/13/97	klk
	2-Hexanone	ND	50	ug/L	08/13/97	klk
	Methylene chloride	ND	5	ug/L	08/13/97	klk
	4-Methyl-2-pentanone (MIBK)	ND	50	ug/L	08/13/97	klk
	Styrene	ND	5	ug/L	08/13/97	klk
	1,1,2,2-Tetrachloroethane	ND	5	ug/L	08/13/97	klk
	Tetrachloroethene	ND	5	ug/L	08/13/97	klk
	Toluene	ND	5	ug/L	08/13/97	klk
	1,1,1-Trichloroethane	ND	5	ug/L	08/13/97	klk
	1,1,2-Trichloroethane	ND	5	ug/L	08/13/97	klk
	Trichloroethene	ND	5	ug/L	08/13/97	klk
	Vinyl acetate	ND	50	ug/L	08/13/97	klk
	Vinyl chloride	ND	10	ug/L	08/13/97	klk
	Xylenes (total)	ND	5	ug/L	08/13/97	klk

The analytical results, opinions or interpretations contained in this report are based upon information and material supplied by the client for whose exclusive and confidential use this report has been made. The analytical results, opinions or interpretations expressed represent the best judgment of Core Laboratories. Core Laboratories, however, makes no warranty or representation, express or implied, of any type, and expressly disclaims same as to the productivity, proper operations or profitabilness of any oil, gas, coal or other mineral property, well or sand in connection with which such report is used or relied upon for any reason whatsoever. This report shall not be reproduced, in whole or in part, without the written approval of Core Laboratories.

CORE LABORATORIES

LABORATORY TEST RESULTS

Job Number: 972105

Date: 08/21/97

CUSTOMER: Daniel B. Stephens & Associates PROJECT: ENRON ROSWELL/6033.2 ATTN: Bob Marley

Customer Sample ID: MW-17
Date Sampled.....: 07/31/97
Time Sampled.....: 11:20
Sample Matrix.....: Water

Laboratory Sample ID: 972105-2
Date Received.....: 08/02/97
Time Received.....: 09:30

TEST METHOD	PARAMETER/TEST DESCRIPTION	SAMPLE RESULT	REPORTING LIMIT	UNITS	DATE	TECH
EPA 310.1	Alkalinity, Total as CaCO3, Unfilt.	96	5	mg/L CaCO3	08/11/97	mjf
SM 2320 B	Bicarbonate (HCO3), Unfilt.	117	5	mg/L	08/11/97	mjf
SM 2320 B	Carbonate (CO3), Unfilt.	<1	1	mg/L	08/11/97	mjf
EPA 325.2	Chloride, Unfilt.	445	2	mg/L	08/11/97	lmj
EPA 353.2	Nitrate + Nitrite as N, Unfilt.	0.71	0.05	mg/L	08/04/97	lmj
EPA 160.1	Solids, Total Dissolved (TDS), Filt.	1570	10	mg/L	08/06/97	mjf
EPA 375.2	Sulfate (SO4), Unfilt.	1820	200	mg/L	08/12/97	lmj
SW-846 3010	Acid Digestion, Total Metals	Complete			08/05/97	veb
W-846 6010A	Arsenic (As), Total	<0.05	0.05	mg/L	08/06/97	gag
SW-846 6010A	Barium (Ba), Total	<0.05	0.05	mg/L	08/06/97	gag
SW-846 6010A	Cadmium (Cd), Total	<0.02	0.02	mg/L	08/06/97	gag
SW-846 6010A	Calcium (Ca), Total	221	0.5	mg/L	08/06/97	gag
SW-846 6010A	Chromium (Cr), Total	<0.05	0.05	mg/L	08/06/97	gag
SW-846 6010A	Copper (Cu), Total	<0.05	0.05	mg/L	08/06/97	gag
SW-846 6010A	Iron (Fe), Total	<0.2	0.2	mg/L	08/06/97	gag
SW-846 6010A	Lead (Pb), Total	<0.02	0.02	mg/L	08/06/97	gag
SW-846 6010A	Magnesium (Mg), Total	71.1	0.5	mg/L	08/06/97	gag
SW-846 6010A	Manganese (Mn), Total	0.06	0.05	mg/L	08/06/97	gag
SW-846 7470	Mercury (Hg), Total	<0.0002	0.0002	mg/L	08/07/97	veb
SW-846 6010A	Potassium (K), Total	<20	20	mg/L	08/06/97	gag
SW-846 6010A	Selenium (Se), Total	<0.05	0.05	mg/L	08/06/97	gag
SW-846 6010A	Silver (Ag), Total	<0.05	0.05	mg/L	08/06/97	gag
SW-846 6010A	Sodium (Na), Total	175	5	mg/L	08/06/97	gag
SW-846 6010A	Zinc (Zn), Total	<0.05	0.05	mg/L	08/06/97	gag
I-846 3510B	Extraction (Sep. Funnel) PCBs					

The analytical results, opinions or interpretations contained in this report are based upon information and material supplied by the client for whose exclusive and confidential use this report has been made. The analytical results, opinions or interpretations expressed represent the best judgment of Core Laboratories. Core Laboratories, however, makes no warranty or representation, express or implied, of any type, and expressly disclaims same as to the productivity, proper operations or profitableness of any oil, gas, coal or other mineral, property, well or sand in connection with which such report is used or relied upon for any reason whatsoever. This report shall not be reproduced, in whole or in part, without the written approval of Core Laboratories.

CORE LABORATORIES

LABORATORY TEST RESULTS

Job Number: 972105

Date: 08/21/97

CUSTOMER: Daniel B. Stephens & Associates PROJECT: ENRON ROSWELL/6033.2 ATTN: Bob Marley

Customer Sample ID: MW-17
Date Sampled.....: 07/31/97
Time Sampled.....: 11:20
Sample Matrix.....: Water

Laboratory Sample ID: 972105-2
Date Received.....: 08/02/97
Time Received.....: 09:30

TEST METHOD	PARAMETER/TEST DESCRIPTION	SAMPLE RESULT	REPORTING LIMIT	UNITS	DATE	TECH
	Separatory Funnel Liq/Liq Extraction	Complete			08/05/97	rwm
SW-846 8080	PCB Analysis					
	Aroclor 1016	ND	0.5	ug/L	08/07/97	smc
	Aroclor 1221	ND	0.5	ug/L	08/07/97	smc
	Aroclor 1232	ND	0.5	ug/L	08/07/97	smc
	Aroclor 1242	ND	0.5	ug/L	08/07/97	smc
	Aroclor 1248	ND	0.5	ug/L	08/07/97	smc
	Aroclor 1254	ND	0.5	ug/L	08/07/97	smc
	Aroclor 1260	ND	0.5	ug/L	08/07/97	smc
	Aroclor 1262	ND	0.5	ug/L	08/07/97	smc
	Aroclor 1268	ND	0.5	ug/L	08/07/97	smc
	Total PCB's	ND		ug/L	08/07/97	smc
SW-846 3510B	Extraction (Sep. Funnel) SVOC					
	Separatory Funnel Liq/Liq Extraction	Complete			08/06/97	rwm
SW-846 8270	Semivolatile Organics					
	Acenaphthene	ND	10	ug/L	08/15/97	dmj
	Acenaphthylene	ND	10	ug/L	08/15/97	dmj
	Anthracene	ND	10	ug/L	08/15/97	dmj
	Benzidine	ND	50	ug/L	08/15/97	dmj
	Benzo(a)anthracene	ND	10	ug/L	08/15/97	dmj
	Benzo(b)fluoranthene	ND	10	ug/L	08/15/97	dmj
	Benzo(k)fluoranthene	ND	10	ug/L	08/15/97	dmj
	Benzo(ghi)perylene	ND	10	ug/L	08/15/97	dmj
	Benzo(a)pyrene	ND	10	ug/L	08/15/97	dmj
	Benzyl alcohol	ND	20	ug/L	08/15/97	dmj
	Butyl benzyl phthalate	ND	10	ug/L	08/15/97	dmj
	Bis(2-chloroethoxy)methane	ND	10	ug/L	08/15/97	dmj
	Bis(2-chloroethyl)ether	ND	10	ug/L	08/15/97	dmj
	Bis(2-chloroisopropyl)ether	ND	10	ug/L	08/15/97	dmj
	Bis(2-ethylhexyl)phthalate	ND	10	ug/L	08/15/97	dmj
	4-Bromophenyl phenyl ether	ND	10	ug/L	08/15/97	dmj
	4-Chloroaniline	ND	10	ug/L	08/15/97	dmj
	2-Chloronaphthalene	ND	10	ug/L	08/15/97	dmj
	4-Chlorophenyl phenyl ether	ND	10	ug/L	08/15/97	dmj
	Chrysene	ND	10	ug/L	08/15/97	dmj
	Dibenzo(a,h)anthracene	ND	10	ug/L	08/15/97	dmj
	Dibenzofuran	ND	10	ug/L	08/15/97	dmj
	1,2-Dichlorobenzene	ND	10	ug/L	08/15/97	dmj
	1,3-Dichlorobenzene	ND	10	ug/L	08/15/97	dmj
	1,4-Dichlorobenzene	ND	10	ug/L	08/15/97	dmj
	3,3-Dichlorobenzidine	ND	20	ug/L	08/15/97	dmj
	Diethyl phthalate	ND	10	ug/L	08/15/97	dmj
	Dimethyl phthalate	ND	10	ug/L	08/15/97	dmj
	Di-n-butyl phthalate	ND	10	ug/L	08/15/97	dmj
	Di-n-octyl phthalate	ND	10	ug/L	08/15/97	dmj
	2,4-Dinitrotoluene	ND	10	ug/L	08/15/97	dmj

The analytical results, opinions or interpretations contained in this report are based upon information and material supplied by the client for whose exclusive and confidential use this report has been made. The analytical results, opinions or interpretations expressed represent the best judgment of Core Laboratories. Core Laboratories, however, makes no warranty or representation, express or implied, of any type, and expressly disclaims same as to the productivity, proper operations or profitableness of any oil, gas, coal or other mineral property, well or sand in connection with which such report is used or relied upon for any reason whatsoever. This report shall not be reproduced, in whole or in part, without the written approval of Core Laboratories.

CORE LABORATORIES

LABORATORY TEST RESULTS

Job Number: 972105 Date: 08/21/97

CUSTOMER: Daniel B. Stephens & Associates PROJECT: ENRON ROSWELL/6033.2 ATTN: Bob Marley

Customer Sample ID: MW-17
Date Sampled.....: 07/31/97
Time Sampled.....: 11:20
Sample Matrix.....: Water

Laboratory Sample ID: 972105-2
Date Received.....: 08/02/97
Time Received.....: 09:30

TEST METHOD	PARAMETER/TEST DESCRIPTION	SAMPLE RESULT	REPORTING LIMIT	UNITS	DATE	TECH
	2,6-Dinitrotoluene	ND	10	ug/L	08/15/97	dmj
	Fluoranthene	ND	10	ug/L	08/15/97	dmj
	Fluorene	ND	10	ug/L	08/15/97	dmj
	Hexachlorobenzene	ND	10	ug/L	08/15/97	dmj
	Hexachlorobutadiene	ND	10	ug/L	08/15/97	dmj
	Hexachlorocyclopentadiene	ND	10	ug/L	08/15/97	dmj
	Hexachloroethane	ND	10	ug/L	08/15/97	dmj
	Indeno(1,2,3-cd)pyrene	ND	10	ug/L	08/15/97	dmj
	Isophorone	ND	10	ug/L	08/15/97	dmj
	2-Methylnaphthalene	ND	10	ug/L	08/15/97	dmj
	Naphthalene	ND	10	ug/L	08/15/97	dmj
	o-Nitroaniline	ND	50	ug/L	08/15/97	dmj
	m-Nitroaniline	ND	50	ug/L	08/15/97	dmj
	p-Nitroaniline	ND	50	ug/L	08/15/97	dmj
	Nitrobenzene	ND	10	ug/L	08/15/97	dmj
	n-Nitrosodi-n-propylamine	ND	10	ug/L	08/15/97	dmj
	n-Nitrosodiphenylamine	ND	10	ug/L	08/15/97	dmj
	Phenanthrene	ND	10	ug/L	08/15/97	dmj
	Pyrene	ND	10	ug/L	08/15/97	dmj
	1,2,4-Trichlorobenzene	ND	10	ug/L	08/15/97	dmj
	Benzoic acid	ND	50	ug/L	08/15/97	dmj
	4-Chloro-3-methylphenol	ND	10	ug/L	08/15/97	dmj
	2-Chlorophenol	ND	10	ug/L	08/15/97	dmj
	2,4-Dichlorophenol	ND	10	ug/L	08/15/97	dmj
	2,4-Dimethylphenol	ND	10	ug/L	08/15/97	dmj
	2,4-Dinitrophenol	ND	50	ug/L	08/15/97	dmj
	2-Methyl-4,6-dinitrophenol	ND	50	ug/L	08/15/97	dmj
	2-Methylphenol (o-cresol)	ND	10	ug/L	08/15/97	dmj
	4-Methylphenol (p-cresol)	ND	10	ug/L	08/15/97	dmj
	2-Nitrophenol	ND	10	ug/L	08/15/97	dmj
	4-Nitrophenol	ND	50	ug/L	08/15/97	dmj
	Pentachlorophenol	ND	50	ug/L	08/15/97	dmj
	Phenol	ND	10	ug/L	08/15/97	dmj
	2,4,5-Trichlorophenol	ND	10	ug/L	08/15/97	dmj
	2,4,6-Trichlorophenol	ND	10	ug/L	08/15/97	dmj
SW-846 8240	Volatile Organics					
	Acetone	ND	100	ug/L	08/13/97	klk
	Benzene	ND	1	ug/L	08/13/97	klk
	Bromodichloromethane	ND	5	ug/L	08/13/97	klk
	Bromoform	ND	5	ug/L	08/13/97	klk
	Bromomethane	ND	10	ug/L	08/13/97	klk
	Methyl ethyl ketone (2-Butanone)	ND	100	ug/L	08/13/97	klk
	Carbon disulfide	ND	5	ug/L	08/13/97	klk
	Carbon tetrachloride	ND	5	ug/L	08/13/97	klk
	Chlorobenzene	ND	5	ug/L	08/13/97	klk
	Chloroethane	ND	10	ug/L	08/13/97	klk
	2-Chloroethylvinyl ether	ND	10	ug/L	08/13/97	klk
	Chloroform	ND	5	ug/L	08/13/97	klk

The analytical results, opinions or interpretations contained in this report are based upon information and material supplied by the client for whose exclusive and confidential use this report has been made. The analytical results, opinions or interpretations expressed represent the best judgment of Core Laboratories. Core Laboratories, however, makes no warranty or representation, express or implied, of any type, and expressly disclaims same as to the productivity, proper operations or profitableness of any oil, gas, coal or other mineral property, well or sand, in connection with which such report is used or relied upon for any reason whatsoever. This report shall not be reproduced, in whole or in part, without the written approval of Core Laboratories.

CORE LABORATORIES

LABORATORY TEST RESULTS

Job Number: 972105 Date: 08/21/97

CUSTOMER: Daniel B. Stephens & Associates PROJECT: ENRON ROSWELL/6033.2 ATTN: Bob Marley

Customer Sample ID: MW-17
Date Sampled.....: 07/31/97
Time Sampled.....: 11:20
Sample Matrix.....: Water

Laboratory Sample ID: 972105-2
Date Received.....: 08/02/97
Time Received.....: 09:30

TEST METHOD	PARAMETER/TEST DESCRIPTION	SAMPLE RESULT	REPORTING LIMIT	UNITS	DATE	TECH
	Chloromethane	ND	10	ug/L	08/13/97	klk
	Dibromochloromethane	ND	5	ug/L	08/13/97	klk
	1,1-Dichloroethane	ND	5	ug/L	08/13/97	klk
	1,2-Dichloroethane	ND	5	ug/L	08/13/97	klk
	1,1-Dichloroethene	ND	5	ug/L	08/13/97	klk
	trans-1,2-Dichloroethene	ND	5	ug/L	08/13/97	klk
	1,2-Dichloropropane	ND	5	ug/L	08/13/97	klk
	cis-1,3-Dichloropropene	ND	5	ug/L	08/13/97	klk
	trans-1,3-Dichloropropene	ND	5	ug/L	08/13/97	klk
	Ethylbenzene	ND	5	ug/L	08/13/97	klk
	2-Hexanone	ND	50	ug/L	08/13/97	klk
	Methylene chloride	ND	5	ug/L	08/13/97	klk
	4-Methyl-2-pentanone (MIBK)	ND	50	ug/L	08/13/97	klk
	Styrene	ND	5	ug/L	08/13/97	klk
	1,1,2,2-Tetrachloroethane	ND	5	ug/L	08/13/97	klk
	Tetrachloroethene	ND	5	ug/L	08/13/97	klk
	Toluene	ND	5	ug/L	08/13/97	klk
	1,1,1-Trichloroethane	ND	5	ug/L	08/13/97	klk
	1,1,2-Trichloroethane	ND	5	ug/L	08/13/97	klk
	Trichloroethene	ND	5	ug/L	08/13/97	klk
	Vinyl acetate	ND	50	ug/L	08/13/97	klk
	Vinyl chloride	ND	10	ug/L	08/13/97	klk
	Xylenes (total)	ND	5	ug/L	08/13/97	klk

The analytical results, opinions or interpretations contained in this report are based upon information and material supplied by the client for whose exclusive and confidential use this report has been made. The analytical results, opinions or interpretations expressed represent the best judgment of Core Laboratories. Core Laboratories, however, makes no warranty or representation, express or implied, of any type, and expressly disclaims same as to the productivity, proper operations or profitableness of any oil, gas, coal or other mineral property, well or sand in connection with which such report is used or relied upon for any reason whatsoever. This report shall not be reproduced, in whole or in part, without the written approval of Core Laboratories.

CORE LABORATORIES

LABORATORY TEST RESULTS

Job Number: 972105 Date: 08/21/97

CUSTOMER: Daniel B. Stephens & Associates PROJECT: ENRON ROSWELL/6033.2 ATTN: Bob Marley

Customer Sample ID: MW-10
Date Sampled.....: 07/31/97
Time Sampled.....: 13:50
Sample Matrix.....: Water

Laboratory Sample ID: 972105-3
Date Received.....: 08/02/97
Time Received.....: 09:30

TEST METHOD	PARAMETER/TEST DESCRIPTION	SAMPLE RESULT	REPORTING LIMIT	UNITS	DATE	TECH
EPA 310.1	Alkalinity, Total as CaCO3, Unfilt.	138	5	mg/L CaCO3	08/11/97	mjf
SM 2320 B	Bicarbonate (HCO3), Unfilt.	168	5	mg/L	08/11/97	mjf
SM 2320 B	Carbonate (CO3), Unfilt.	<1	1	mg/L	08/11/97	mjf
EPA 325.2	Chloride, Unfilt.	364	2	mg/L	08/11/97	lmj
EPA 353.2	Nitrate + Nitrite as N, Unfilt.	0.71	0.05	mg/L	08/04/97	lmj
EPA 160.1	Solids, Total Dissolved (TDS), Filt.	3550	10	mg/L	08/06/97	mjf
EPA 375.2	Sulfate (SO4), Unfilt.	1590	200	mg/L	08/12/97	lmj
SW-846 3010	Acid Digestion, Total Metals	Complete			08/05/97	veb
SW-846 6010A	Arsenic (As), Total	<0.05	0.05	mg/L	08/06/97	gag
SW-846 6010A	Barium (Ba), Total	<0.05	0.05	mg/L	08/06/97	gag
SW-846 6010A	Cadmium (Cd), Total	<0.02	0.02	mg/L	08/06/97	gag
SW-846 6010A	Calcium (Ca), Total	211	0.5	mg/L	08/06/97	gag
SW-846 6010A	Chromium (Cr), Total	<0.05	0.05	mg/L	08/06/97	gag
SW-846 6010A	Copper (Cu), Total	<0.05	0.05	mg/L	08/06/97	gag
SW-846 6010A	Iron (Fe), Total	<0.2	0.2	mg/L	08/06/97	gag
SW-846 6010A	Lead (Pb), Total	<0.02	0.02	mg/L	08/06/97	gag
SW-846 6010A	Magnesium (Mg), Total	62.3	0.5	mg/L	08/06/97	gag
SW-846 6010A	Manganese (Mn), Total	<0.05	0.05	mg/L	08/06/97	gag
SW-846 7470	Mercury (Hg), Total	<0.0002	0.0002	mg/L	08/07/97	veb
SW-846 6010A	Potassium (K), Total	<20	20	mg/L	08/06/97	gag
SW-846 6010A	Selenium (Se), Total	<0.05	0.05	mg/L	08/06/97	gag
SW-846 6010A	Silver (Ag), Total	<0.05	0.05	mg/L	08/06/97	gag
SW-846 6010A	Sodium (Na), Total	146	5	mg/L	08/06/97	gag
SW-846 6010A	Zinc (Zn), Total	<0.05	0.05	mg/L	08/06/97	gag
SW-846 3510B	Extraction (Sep. Funnel) PCBs					

The analytical results, opinions or interpretations contained in this report are based upon information and material supplied by the client for whose exclusive and confidential use this report has been made. The analytical results, opinions or interpretations expressed represent the best judgment of Core Laboratories. Core Laboratories, however, makes no warranty or representation, express or implied, of any type, and expressly disclaims same as to the productivity, proper operations or profitableness of any oil, gas, coal or other mineral, property, well or sand in connection with which such report is used or relied upon for any reason whatsoever. This report shall not be reproduced, in whole or in part, without the written approval of Core Laboratories.

CORE LABORATORIES

LABORATORY TEST RESULTS

Job Number: 972105 Date: 08/21/97

CUSTOMER: Daniel B. Stephens & Associates PROJECT: ENRON ROSWELL/6033.2 ATTN: Bob Marley

Customer Sample ID: MW-10
Date Sampled.....: 07/31/97
Time Sampled.....: 13:50
Sample Matrix.....: Water

Laboratory Sample ID: 972105-3
Date Received.....: 08/02/97
Time Received.....: 09:30

TEST METHOD	PARAMETER/TEST DESCRIPTION	SAMPLE RESULT	REPORTING LIMIT	UNITS	DATE	TECH
	Separatory Funnel Liq/Liq Extraction	Complete			08/05/97	rwm
SW-846 8080	PCB Analysis					
	Aroclor 1016	ND	0.5	ug/L	08/07/97	smc
	Aroclor 1221	ND	0.5	ug/L	08/07/97	smc
	Aroclor 1232	ND	0.5	ug/L	08/07/97	smc
	Aroclor 1242	ND	0.5	ug/L	08/07/97	smc
	Aroclor 1248	ND	0.5	ug/L	08/07/97	smc
	Aroclor 1254	ND	0.5	ug/L	08/07/97	smc
	Aroclor 1260	ND	0.5	ug/L	08/07/97	smc
	Aroclor 1262	ND	0.5	ug/L	08/07/97	smc
	Aroclor 1268	ND	0.5	ug/L	08/07/97	smc
	Total PCB's	ND		ug/L	08/07/97	smc
SW-846 3510B	Extraction (Sep. Funnel) SVOC					
	Separatory Funnel Liq/Liq Extraction	Complete			08/06/97	rwm
SW-846 8270	Semivolatile Organics					
	Acenaphthene	ND	10	ug/L	08/15/97	dmj
	Acenaphthylene	ND	10	ug/L	08/15/97	dmj
	Anthracene	ND	10	ug/L	08/15/97	dmj
	Benzidine	ND	50	ug/L	08/15/97	dmj
	Benzo(a)anthracene	ND	10	ug/L	08/15/97	dmj
	Benzo(b)fluoranthene	ND	10	ug/L	08/15/97	dmj
	Benzo(k)fluoranthene	ND	10	ug/L	08/15/97	dmj
	Benzo(ghi)perylene	ND	10	ug/L	08/15/97	dmj
	Benzo(a)pyrene	ND	10	ug/L	08/15/97	dmj
	Benzyl alcohol	ND	20	ug/L	08/15/97	dmj
	Butyl benzyl phthalate	ND	10	ug/L	08/15/97	dmj
	Bis(2-chloroethoxy)methane	ND	10	ug/L	08/15/97	dmj
	Bis(2-chloroethyl)ether	ND	10	ug/L	08/15/97	dmj
	Bis(2-chloroisopropyl)ether	ND	10	ug/L	08/15/97	dmj
	Bis(2-ethylhexyl)phthalate	ND	10	ug/L	08/15/97	dmj
	4-Bromophenyl phenyl ether	ND	10	ug/L	08/15/97	dmj
	4-Chloroaniline	ND	10	ug/L	08/15/97	dmj
	2-Chloronaphthalene	ND	10	ug/L	08/15/97	dmj
	4-Chlorophenyl phenyl ether	ND	10	ug/L	08/15/97	dmj
	Chrysene	ND	10	ug/L	08/15/97	dmj
	Dibenzo(a,h)anthracene	ND	10	ug/L	08/15/97	dmj
	Dibenzofuran	ND	10	ug/L	08/15/97	dmj
	1,2-Dichlorobenzene	ND	10	ug/L	08/15/97	dmj
	1,3-Dichlorobenzene	ND	10	ug/L	08/15/97	dmj
	1,4-Dichlorobenzene	ND	10	ug/L	08/15/97	dmj
	3,3-Dichlorobenzidine	ND	20	ug/L	08/15/97	dmj
	Diethyl phthalate	ND	10	ug/L	08/15/97	dmj
	Dimethyl phthalate	ND	10	ug/L	08/15/97	dmj
	Di-n-butyl phthalate	ND	10	ug/L	08/15/97	dmj
	Di-n-octyl phthalate	ND	10	ug/L	08/15/97	dmj
	2,4-Dinitrotoluene	ND	10	ug/L	08/15/97	dmj

The analytical results, opinions or interpretations contained in this report are based upon information and material supplied by the client for whose exclusive and confidential use this report has been made. The analytical results, opinions or interpretations expressed represent the best judgment of Core Laboratories. Core Laboratories, however, makes no warranty or representation, express or implied, of any type, and expressly disclaims same as to the productivity, proper operations or profitableness of any oil, gas, coal or other mineral property, well or sand, in connection with which such report is used or relied upon for any reason whatsoever. This report shall not be reproduced, in whole or in part, without the written approval of Core Laboratories.

CORE LABORATORIES

LABORATORY TEST RESULTS

Job Number: 972105

Date: 08/21/97

CUSTOMER: Daniel B. Stephens & Associates PROJECT: ENRON ROSWELL/6033.2 ATTN: Bob Marley

Customer Sample ID: MW-10
Date Sampled.....: 07/31/97
Time Sampled.....: 13:50
Sample Matrix.....: Water

Laboratory Sample ID: 972105-3
Date Received.....: 08/02/97
Time Received.....: 09:30

TEST METHOD	PARAMETER/TEST DESCRIPTION	SAMPLE RESULT	REPORTING LIMIT	UNITS	DATE	TECH
	2,6-Dinitrotoluene	ND	10	ug/L	08/15/97	dmj
	Fluoranthene	ND	10	ug/L	08/15/97	dmj
	Fluorene	ND	10	ug/L	08/15/97	dmj
	Hexachlorobenzene	ND	10	ug/L	08/15/97	dmj
	Hexachlorobutadiene	ND	10	ug/L	08/15/97	dmj
	Hexachlorocyclopentadiene	ND	10	ug/L	08/15/97	dmj
	Hexachloroethane	ND	10	ug/L	08/15/97	dmj
	Indeno(1,2,3-cd)pyrene	ND	10	ug/L	08/15/97	dmj
	Isophorone	ND	10	ug/L	08/15/97	dmj
	2-Methylnaphthalene	ND	10	ug/L	08/15/97	dmj
	Naphthalene	ND	10	ug/L	08/15/97	dmj
	o-Nitroaniline	ND	50	ug/L	08/15/97	dmj
	m-Nitroaniline	ND	50	ug/L	08/15/97	dmj
	p-Nitroaniline	ND	50	ug/L	08/15/97	dmj
	Nitrobenzene	ND	10	ug/L	08/15/97	dmj
	n-Nitrosodi-n-propylamine	ND	10	ug/L	08/15/97	dmj
	n-Nitrosodiphenylamine	ND	10	ug/L	08/15/97	dmj
	Phenanthrene	ND	10	ug/L	08/15/97	dmj
	Pyrene	ND	10	ug/L	08/15/97	dmj
	1,2,4-Trichlorobenzene	ND	10	ug/L	08/15/97	dmj
	Benzoic acid	ND	50	ug/L	08/15/97	dmj
	4-Chloro-3-methylphenol	ND	10	ug/L	08/15/97	dmj
	2-Chlorophenol	ND	10	ug/L	08/15/97	dmj
	2,4-Dichlorophenol	ND	10	ug/L	08/15/97	dmj
	2,4-Dimethylphenol	ND	10	ug/L	08/15/97	dmj
	2,4-Dinitrophenol	ND	50	ug/L	08/15/97	dmj
	2-Methyl-4,6-dinitrophenol	ND	50	ug/L	08/15/97	dmj
	2-Methylphenol (o-cresol)	ND	10	ug/L	08/15/97	dmj
	4-Methylphenol (p-cresol)	ND	10	ug/L	08/15/97	dmj
	2-Nitrophenol	ND	10	ug/L	08/15/97	dmj
	4-Nitrophenol	ND	50	ug/L	08/15/97	dmj
	Pentachlorophenol	ND	50	ug/L	08/15/97	dmj
	Phenol	ND	10	ug/L	08/15/97	dmj
	2,4,5-Trichlorophenol	ND	10	ug/L	08/15/97	dmj
	2,4,6-Trichlorophenol	ND	10	ug/L	08/15/97	dmj
SW-846 8240	Volatile Organics					
	Acetone	ND	100	ug/L	08/13/97	klk
	Benzene	ND	1	ug/L	08/13/97	klk
	Bromodichloromethane	ND	5	ug/L	08/13/97	klk
	Bromoform	ND	5	ug/L	08/13/97	klk
	Bromomethane	ND	10	ug/L	08/13/97	klk
	Methyl ethyl ketone (2-Butanone)	ND	100	ug/L	08/13/97	klk
	Carbon disulfide	ND	5	ug/L	08/13/97	klk
	Carbon tetrachloride	ND	5	ug/L	08/13/97	klk
	Chlorobenzene	ND	5	ug/L	08/13/97	klk
	Chloroethane	ND	10	ug/L	08/13/97	klk
	2-Chloroethylvinyl ether	ND	10	ug/L	08/13/97	klk
	Chloroform	ND	5	ug/L	08/13/97	klk

The analytical results, opinions or interpretations contained in this report are based upon information and material supplied by the client for whose exclusive and confidential use this report has been made. The analytical results, opinions or interpretations expressed represent the best judgment of Core Laboratories. Core Laboratories, however, makes no warranty or representation, express or implied, of any type, and expressly disclaims same as to the productivity, proper operations or profitableness of any oil, gas, coal or other minerals, property, well or sand in connection with which such report is used or relied upon for any reason whatsoever. This report shall not be reproduced, in whole or in part, without the written approval of Core Laboratories.

CORE LABORATORIES

LABORATORY TEST RESULTS

Job Number: 972105

Date: 08/21/97

CUSTOMER: Daniel B. Stephens & Associates PROJECT: ENRON ROSWELL/6033.2 ATTN: Bob Marley

Customer Sample ID: MW-10
Date Sampled.....: 07/31/97
Time Sampled.....: 13:50
Sample Matrix.....: Water

Laboratory Sample ID: 972105-3
Date Received.....: 08/02/97
Time Received.....: 09:30

TEST METHOD	PARAMETER/TEST DESCRIPTION	SAMPLE RESULT	REPORTING LIMIT	UNITS	DATE	TECH
	Chloromethane	ND	10	ug/L	08/13/97	klk
	Dibromochloromethane	ND	5	ug/L	08/13/97	klk
	1,1-Dichloroethane	ND	5	ug/L	08/13/97	klk
	1,2-Dichloroethane	ND	5	ug/L	08/13/97	klk
	1,1-Dichloroethene	ND	5	ug/L	08/13/97	klk
	trans-1,2-Dichloroethene	ND	5	ug/L	08/13/97	klk
	1,2-Dichloropropane	ND	5	ug/L	08/13/97	klk
	cis-1,3-Dichloropropene	ND	5	ug/L	08/13/97	klk
	trans-1,3-Dichloropropene	ND	5	ug/L	08/13/97	klk
	Ethylbenzene	ND	5	ug/L	08/13/97	klk
	2-Hexanone	ND	50	ug/L	08/13/97	klk
	Methylene chloride	ND	5	ug/L	08/13/97	klk
	4-Methyl-2-pentanone (MIBK)	ND	50	ug/L	08/13/97	klk
	Styrene	ND	5	ug/L	08/13/97	klk
	1,1,2,2-Tetrachloroethane	ND	5	ug/L	08/13/97	klk
	Tetrachloroethene	ND	5	ug/L	08/13/97	klk
	Toluene	ND	5	ug/L	08/13/97	klk
	1,1,1-Trichloroethane	ND	5	ug/L	08/13/97	klk
	1,1,2-Trichloroethane	ND	5	ug/L	08/13/97	klk
	Trichloroethene	ND	5	ug/L	08/13/97	klk
	Vinyl acetate	ND	50	ug/L	08/13/97	klk
	Vinyl chloride	ND	10	ug/L	08/13/97	klk
	Xylenes (total)	ND	5	ug/L	08/13/97	klk

The analytical results, opinions or interpretations contained in this report are based upon information and material supplied by the client for whose exclusive and confidential use this report has been made. The analytical results, opinions or interpretations expressed represent the best judgment of Core Laboratories. Core Laboratories, however, makes no warranty or representation, express or implied, of any type, and expressly disclaims same as to the productivity, proper operations or profitableness of any oil, gas, coal or other mineral property, well or sand in connection with which such report is used or relied upon for any reason whatsoever. This report shall not be reproduced, in whole or in part, without the written approval of Core Laboratories.

CORE LABORATORIES

LABORATORY TEST RESULTS

Job Number: 972105 Date: 08/21/97

CUSTOMER: Daniel B. Stephens & Associates PROJECT: ENRON ROSWELL/6033.2 ATTN: Bob Marley

Customer Sample ID: MW-7
Date Sampled.....: 07/31/97
Time Sampled.....: 16:15
Sample Matrix.....: Water

Laboratory Sample ID: 972105-4
Date Received.....: 08/02/97
Time Received.....: 09:30

TEST METHOD	PARAMETER/TEST DESCRIPTION	SAMPLE RESULT	REPORTING LIMIT	UNITS	DATE	TECH
EPA 310.1	Alkalinity, Total as CaCO3, Unfilt.	112	5	mg/L CaCO3	08/11/97	mjf
SM 2320 B	Bicarbonate (HCO3), Unfilt.	137	5	mg/L	08/11/97	mjf
SM 2320 B	Carbonate (CO3), Unfilt.	<1	1	mg/L	08/11/97	mjf
EPA 325.2	Chloride, Unfilt.	313	2	mg/L	08/11/97	lmj
EPA 353.2	Nitrate + Nitrite as N, Unfilt.	<0.05	0.05	mg/L	08/04/97	lmj
EPA 160.1	Solids, Total Dissolved (TDS), Filt.	3700	10	mg/L	08/06/97	mjf
EPA 375.2	Sulfate (SO4), Unfilt.	1930	200	mg/L	08/12/97	lmj
SW-846 3010	Acid Digestion, Total Metals	Complete			08/05/97	veb
SW-846 6010A	Arsenic (As), Total	<0.05	0.05	mg/L	08/06/97	gag
SW-846 6010A	Barium (Ba), Total	<0.05	0.05	mg/L	08/06/97	gag
SW-846 6010A	Cadmium (Cd), Total	<0.02	0.02	mg/L	08/06/97	gag
SW-846 6010A	Calcium (Ca), Total	191	0.5	mg/L	08/06/97	gag
SW-846 6010A	Chromium (Cr), Total	<0.05	0.05	mg/L	08/06/97	gag
SW-846 6010A	Copper (Cu), Total	<0.05	0.05	mg/L	08/06/97	gag
SW-846 6010A	Iron (Fe), Total	0.3	0.2	mg/L	08/06/97	gag
SW-846 6010A	Lead (Pb), Total	<0.02	0.02	mg/L	08/06/97	gag
SW-846 6010A	Magnesium (Mg), Total	84.3	0.5	mg/L	08/06/97	gag
SW-846 6010A	Manganese (Mn), Total	0.63	0.05	mg/L	08/06/97	gag
SW-846 7470	Mercury (Hg), Total	<0.0002	0.0002	mg/L	08/07/97	veb
SW-846 6010A	Potassium (K), Total	<20	20	mg/L	08/06/97	gag
SW-846 6010A	Selenium (Se), Total	<0.05	0.05	mg/L	08/06/97	gag
SW-846 6010A	Silver (Ag), Total	<0.05	0.05	mg/L	08/06/97	gag
SW-846 6010A	Sodium (Na), Total	95	5	mg/L	08/06/97	gag
SW-846 6010A	Zinc (Zn), Total	<0.05	0.05	mg/L	08/06/97	gag
SW-846 3510B	Extraction (Sep. Funnel) PCBs					

The analytical results, opinions or interpretations contained in this report are based upon information and material supplied by the client for whose exclusive and confidential use this report has been made. The analytical results, opinions or interpretations expressed represent the best judgment of Core Laboratories. Core Laboratories, however, makes no warranty or representation, express or implied, of any kind, and expressly disclaims same as to the productivity, proper operations or profitableness of any oil, gas, coal or other mineral, property, well or sand in connection with which such report is used or relied upon for any reason whatsoever. This report shall not be reproduced, in whole or in part, without the written approval of Core Laboratories.

CORE LABORATORIES

LABORATORY TEST RESULTS

Job Number: 972105 Date: 08/21/97

CUSTOMER: Daniel B. Stephens & Associates PROJECT: ENRON ROSWELL/6033.2 ATTN: Bob Marley

Customer Sample ID: MW-7
Date Sampled.....: 07/31/97
Time Sampled.....: 16:15
Sample Matrix.....: Water

Laboratory Sample ID: 972105-4
Date Received.....: 08/02/97
Time Received.....: 09:30

TEST METHOD	PARAMETER/TEST DESCRIPTION	SAMPLE RESULT	REPORTING LIMIT	UNITS	DATE	TECH
	Separatory Funnel Liq/Liq Extraction	Complete			08/05/97	rwm
SW-846 8080	PCB Analysis					
	Aroclor 1016	ND	0.5	ug/L	08/07/97	smc
	Aroclor 1221	ND	0.5	ug/L	08/07/97	smc
	Aroclor 1232	ND	0.5	ug/L	08/07/97	smc
	Aroclor 1242	ND	0.5	ug/L	08/07/97	smc
	Aroclor 1248	ND	0.5	ug/L	08/07/97	smc
	Aroclor 1254	ND	0.5	ug/L	08/07/97	smc
	Aroclor 1260	ND	0.5	ug/L	08/07/97	smc
	Aroclor 1262	ND	0.5	ug/L	08/07/97	smc
	Aroclor 1268	ND	0.5	ug/L	08/07/97	smc
	Total PCB's	ND		ug/L	08/07/97	smc
SW-846 3510B	Extraction (Sep. Funnel) SVOC					
	Separatory Funnel Liq/Liq Extraction	Complete			08/06/97	rwm
SW-846 8270	Semivolatile Organics					
	Acenaphthene	ND	10	ug/L	08/19/97	dmj
	Acenaphthylene	ND	10	ug/L	08/19/97	dmj
	Anthracene	ND	10	ug/L	08/19/97	dmj
	Benzidine	ND	50	ug/L	08/19/97	dmj
	Benzo(a)anthracene	ND	10	ug/L	08/19/97	dmj
	Benzo(b)fluoranthene	ND	10	ug/L	08/19/97	dmj
	Benzo(k)fluoranthene	ND	10	ug/L	08/19/97	dmj
	Benzo(ghi)perylene	ND	10	ug/L	08/19/97	dmj
	Benzo(a)pyrene	ND	10	ug/L	08/19/97	dmj
	Benzyl alcohol	ND	20	ug/L	08/19/97	dmj
	Butyl benzyl phthalate	ND	10	ug/L	08/19/97	dmj
	Bis(2-chloroethoxy)methane	ND	10	ug/L	08/19/97	dmj
	Bis(2-chloroethyl)ether	ND	10	ug/L	08/19/97	dmj
	Bis(2-chloroisopropyl)ether	ND	10	ug/L	08/19/97	dmj
	Bis(2-ethylhexyl)phthalate	ND	10	ug/L	08/19/97	dmj
	4-Bromophenyl phenyl ether	ND	10	ug/L	08/19/97	dmj
	4-Chloroaniline	ND	10	ug/L	08/19/97	dmj
	2-Chloronaphthalene	ND	10	ug/L	08/19/97	dmj
	4-Chlorophenyl phenyl ether	ND	10	ug/L	08/19/97	dmj
	Chrysene	ND	10	ug/L	08/19/97	dmj
	Dibenzo(a,h)anthracene	ND	10	ug/L	08/19/97	dmj
	Dibenzofuran	ND	10	ug/L	08/19/97	dmj
	1,2-Dichlorobenzene	ND	10	ug/L	08/19/97	dmj
	1,3-Dichlorobenzene	ND	10	ug/L	08/19/97	dmj
	1,4-Dichlorobenzene	ND	10	ug/L	08/19/97	dmj
	3,3-Dichlorobenzidine	ND	20	ug/L	08/19/97	dmj
	Diethyl phthalate	ND	10	ug/L	08/19/97	dmj
	Dimethyl phthalate	ND	10	ug/L	08/19/97	dmj
	Di-n-butyl phthalate	ND	10	ug/L	08/19/97	dmj
	Di-n-octyl phthalate	ND	10	ug/L	08/19/97	dmj
	2,4-Dinitrotoluene	ND	10	ug/L	08/19/97	dmj

The analytical results, opinions or interpretations contained in this report are based upon information and material supplied by the client for whose exclusive and confidential use this report has been made. The analytical results, opinions or interpretations expressed represent the best judgment of Core Laboratories. Core Laboratories, however, makes no warranty or representation, express or implied, of any type, and expressly disclaims same as to the productivity, proper operations or profitableness of any oil, gas, coal or other mineral property, well or sand, in connection with which such report is used or relied upon for any reason whatsoever. This report shall not be reproduced, in whole or in part, without the written approval of Core Laboratories.

CORE LABORATORIES

LABORATORY TEST RESULTS

Job Number: 972105

Date: 08/21/97

CUSTOMER: Daniel B. Stephens & Associates PROJECT: ENRON ROSWELL/6033.2 ATTN: Bob Marley

Customer Sample ID: MW-7
Date Sampled.....: 07/31/97
Time Sampled.....: 16:15
Sample Matrix.....: Water

Laboratory Sample ID: 972105-4
Date Received.....: 08/02/97
Time Received.....: 09:30

TEST METHOD	PARAMETER/TEST DESCRIPTION	SAMPLE RESULT	REPORTING LIMIT	UNITS	DATE	TECH
	2,6-Dinitrotoluene	ND	10	ug/L	08/19/97	dmj
	Fluoranthene	ND	10	ug/L	08/19/97	dmj
	Fluorene	ND	10	ug/L	08/19/97	dmj
	Hexachlorobenzene	ND	10	ug/L	08/19/97	dmj
	Hexachlorobutadiene	ND	10	ug/L	08/19/97	dmj
	Hexachlorocyclopentadiene	ND	10	ug/L	08/19/97	dmj
	Hexachloroethane	ND	10	ug/L	08/19/97	dmj
	Indeno(1,2,3-cd)pyrene	ND	10	ug/L	08/19/97	dmj
	Isophorone	ND	10	ug/L	08/19/97	dmj
	2-Methylnaphthalene	ND	10	ug/L	08/19/97	dmj
	Naphthalene	ND	10	ug/L	08/19/97	dmj
	o-Nitroaniline	ND	50	ug/L	08/19/97	dmj
	m-Nitroaniline	ND	50	ug/L	08/19/97	dmj
	p-Nitroaniline	ND	50	ug/L	08/19/97	dmj
	Nitrobenzene	ND	10	ug/L	08/19/97	dmj
	n-Nitrosodi-n-propylamine	ND	10	ug/L	08/19/97	dmj
	n-Nitrosodiphenylamine	ND	10	ug/L	08/19/97	dmj
	Phenanthrene	ND	10	ug/L	08/19/97	dmj
	Pyrene	ND	10	ug/L	08/19/97	dmj
	1,2,4-Trichlorobenzene	ND	10	ug/L	08/19/97	dmj
	Benzoic acid	ND	50	ug/L	08/19/97	dmj
	4-Chloro-3-methylphenol	ND	10	ug/L	08/19/97	dmj
	2-Chlorophenol	ND	10	ug/L	08/19/97	dmj
	2,4-Dichlorophenol	ND	10	ug/L	08/19/97	dmj
	2,4-Dimethylphenol	ND	10	ug/L	08/19/97	dmj
	2,4-Dinitrophenol	ND	50	ug/L	08/19/97	dmj
	2-Methyl-4,6-dinitrophenol	ND	50	ug/L	08/19/97	dmj
	2-Methylphenol (o-cresol)	ND	10	ug/L	08/19/97	dmj
	4-Methylphenol (p-cresol)	ND	10	ug/L	08/19/97	dmj
	2-Nitrophenol	ND	10	ug/L	08/19/97	dmj
	4-Nitrophenol	ND	50	ug/L	08/19/97	dmj
	Pentachlorophenol	ND	50	ug/L	08/19/97	dmj
	Phenol	ND	10	ug/L	08/19/97	dmj
	2,4,5-Trichlorophenol	ND	10	ug/L	08/19/97	dmj
	2,4,6-Trichlorophenol	ND	10	ug/L	08/19/97	dmj
SW-846 8240	Volatile Organics					
	Acetone	ND	100	ug/L	08/13/97	klk
	Benzene	ND	1	ug/L	08/13/97	klk
	Bromodichloromethane	ND	5	ug/L	08/13/97	klk
	Bromoform	ND	5	ug/L	08/13/97	klk
	Bromomethane	ND	10	ug/L	08/13/97	klk
	Methyl ethyl ketone (2-Butanone)	ND	100	ug/L	08/13/97	klk
	Carbon disulfide	ND	5	ug/L	08/13/97	klk
	Carbon tetrachloride	ND	5	ug/L	08/13/97	klk
	Chlorobenzene	ND	5	ug/L	08/13/97	klk
	Chloroethane	ND	10	ug/L	08/13/97	klk
	2-Chloroethylvinyl ether	ND	10	ug/L	08/13/97	klk
	Chloroform	ND	5	ug/L	08/13/97	klk

The analytical results, opinions or interpretations contained in this report are based upon information and material supplied by the client for whose exclusive and confidential use this report has been made. The analytical results, opinions or interpretations expressed represent the best judgment of Core Laboratories. Core Laboratories, however, makes no warranty or representation, express or implied, of any type, and expressly disclaims same as to the productivity, proper operations or profitableness of any oil, gas, coal or other minerals, property, well or sand in connection with which such report is used or relied upon for any reason whatsoever. This report shall not be reproduced, in whole or in part, without the written approval of Core Laboratories.

CORE LABORATORIES

LABORATORY TEST RESULTS

Job Number: 972105

Date: 08/21/97

CUSTOMER: Daniel B. Stephens & Associates PROJECT: ENRON ROSWELL/6033.2 ATTN: Bob Marley

Customer Sample ID: MW-7
Date Sampled.....: 07/31/97
Time Sampled.....: 16:15
Sample Matrix.....: Water

Laboratory Sample ID: 972105-4
Date Received.....: 08/02/97
Time Received.....: 09:30

TEST METHOD	PARAMETER/TEST DESCRIPTION	SAMPLE RESULT	REPORTING LIMIT	UNITS	DATE	TECH
	Chloromethane	ND	10	ug/L	08/13/97	klk
	Dibromochloromethane	ND	5	ug/L	08/13/97	klk
	1,1-Dichloroethane	ND	5	ug/L	08/13/97	klk
	1,2-Dichloroethane	ND	5	ug/L	08/13/97	klk
	1,1-Dichloroethene	ND	5	ug/L	08/13/97	klk
	trans-1,2-Dichloroethene	ND	5	ug/L	08/13/97	klk
	1,2-Dichloropropane	ND	5	ug/L	08/13/97	klk
	cis-1,3-Dichloropropene	ND	5	ug/L	08/13/97	klk
	trans-1,3-Dichloropropene	ND	5	ug/L	08/13/97	klk
	Ethylbenzene	ND	5	ug/L	08/13/97	klk
	2-Hexanone	ND	50	ug/L	08/13/97	klk
	Methylene chloride	ND	5	ug/L	08/13/97	klk
	4-Methyl-2-pentanone (MIBK)	ND	50	ug/L	08/13/97	klk
	Styrene	ND	5	ug/L	08/13/97	klk
	1,1,2,2-Tetrachloroethane	ND	5	ug/L	08/13/97	klk
	Tetrachloroethene	ND	5	ug/L	08/13/97	klk
	Toluene	ND	5	ug/L	08/13/97	klk
	1,1,1-Trichloroethane	ND	5	ug/L	08/13/97	klk
	1,1,2-Trichloroethane	ND	5	ug/L	08/13/97	klk
	Trichloroethene	ND	5	ug/L	08/13/97	klk
	Vinyl acetate	ND	50	ug/L	08/13/97	klk
	Vinyl chloride	ND	10	ug/L	08/13/97	klk
	Xylenes (total)	ND	5	ug/L	08/13/97	klk

The analytical results, opinions or interpretations contained in this report are based upon information and material supplied by the client for whose exclusive and confidential use this report has been made. The analytical results, opinions or interpretations expressed represent the best judgment of Core Laboratories. Core Laboratories, however, makes no warranty or representation, express or implied, of any type, and expressly disclaims same as to the productivity, proper operations or profitableness of any oil, gas, coal or other mineral, property, well or sand in connection with which such report is used or relied upon for any reason whatsoever. This report shall not be reproduced, in whole or in part, without the written approval of Core Laboratories.

CORE LABORATORIES

LABORATORY TEST RESULTS

Job Number: 972105 Date: 08/21/97

CUSTOMER: Daniel B. Stephens & Associates PROJECT: ENRON ROSWELL/6033.2 ATTN: Bob Marley

Customer Sample ID: MW-8
Date Sampled.....: 08/01/97
Time Sampled.....: 11:25
Sample Matrix.....: Water

Laboratory Sample ID: 972105-5
Date Received.....: 08/02/97
Time Received.....: 09:30

TEST METHOD	PARAMETER/TEST DESCRIPTION	SAMPLE RESULT	REPORTING LIMIT	UNITS	DATE	TECH
EPA 310.1	Alkalinity, Total as CaCO3, Unfilt.	140	5	mg/L CaCO3	08/11/97	mjf
SM 2320 B	Bicarbonate (HCO3), Unfilt.	171	5	mg/L	08/11/97	mjf
SM 2320 B	Carbonate (CO3), Unfilt.	<1	1	mg/L	08/11/97	mjf
EPA 325.2	Chloride, Unfilt.	339	2	mg/L	08/11/97	lmj
EPA 353.2	Nitrate + Nitrite as N, Unfilt.	0.16	0.05	mg/L	08/04/97	lmj
EPA 160.1	Solids, Total Dissolved (TDS), Filt.	3890	10	mg/L	08/06/97	mjf
EPA 375.2	Sulfate (SO4), Unfilt.	1980	200	mg/L	08/12/97	lmj
SW-846 3010	Acid Digestion, Total Metals	Complete			08/05/97	veb
SW-846 6010A	Arsenic (As), Total	<0.05	0.05	mg/L	08/06/97	gag
SW-846 6010A	Barium (Ba), Total	<0.05	0.05	mg/L	08/06/97	gag
SW-846 6010A	Cadmium (Cd), Total	<0.02	0.02	mg/L	08/06/97	gag
SW-846 6010A	Calcium (Ca), Total	86.5	0.5	mg/L	08/06/97	gag
SW-846 6010A	Chromium (Cr), Total	<0.05	0.05	mg/L	08/06/97	gag
SW-846 6010A	Copper (Cu), Total	<0.05	0.05	mg/L	08/06/97	gag
SW-846 6010A	Iron (Fe), Total	<0.2	0.2	mg/L	08/06/97	gag
SW-846 6010A	Lead (Pb), Total	<0.02	0.02	mg/L	08/06/97	gag
SW-846 6010A	Magnesium (Mg), Total	51.5	0.5	mg/L	08/06/97	gag
SW-846 6010A	Manganese (Mn), Total	<0.05	0.05	mg/L	08/06/97	gag
SW-846 7470	Mercury (Hg), Total	<0.0002	0.0002	mg/L	08/07/97	veb
SW-846 6010A	Potassium (K), Total	<20	20	mg/L	08/06/97	gag
SW-846 6010A	Selenium (Se), Total	<0.05	0.05	mg/L	08/06/97	gag
SW-846 6010A	Silver (Ag), Total	<0.05	0.05	mg/L	08/06/97	gag
SW-846 6010A	Sodium (Na), Total	80	5	mg/L	08/06/97	gag
SW-846 6010A	Zinc (Zn), Total	<0.05	0.05	mg/L	08/06/97	gag
SW-846 3510B	Extraction (Sep. Funnel) PCBs					

The analytical results, opinions or interpretations contained in this report are based upon information and material supplied by the client for whose exclusive and confidential use this report has been made. The analytical results, opinions or interpretations expressed represent the best judgment of Core Laboratories. Core Laboratories, however, makes no warranty or representation, express or implied, of any type, and expressly disclaims same as to the productivity, proper operations or profitableness of any oil, gas, coal or other mineral, property, well or sand in connection with which such report is used or relied upon for any reason whatsoever. This report shall not be reproduced, in whole or in part, without the written approval of Core Laboratories.

CORE LABORATORIES

LABORATORY TEST RESULTS

Job Number: 972105 Date: 08/21/97

CUSTOMER: Daniel B. Stephens & Associates PROJECT: ENRON ROSWELL/6033.2 ATTN: Bob Marley

Customer Sample ID: MW-8
Date Sampled.....: 08/01/97
Time Sampled.....: 11:25
Sample Matrix.....: Water

Laboratory Sample ID: 972105-5
Date Received.....: 08/02/97
Time Received.....: 09:30

TEST METHOD	PARAMETER/TEST DESCRIPTION	SAMPLE RESULT	REPORTING LIMIT	UNITS	DATE	TECH
	Separatory Funnel Liq/Liq Extraction	Complete			08/05/97	rwm
SW-846 8080	PCB Analysis					
	Aroclor 1016	ND	0.5	ug/L	08/07/97	smc
	Aroclor 1221	ND	0.5	ug/L	08/07/97	smc
	Aroclor 1232	ND	0.5	ug/L	08/07/97	smc
	Aroclor 1242	ND	0.5	ug/L	08/07/97	smc
	Aroclor 1248	ND	0.5	ug/L	08/07/97	smc
	Aroclor 1254	ND	0.5	ug/L	08/07/97	smc
	Aroclor 1260	ND	0.5	ug/L	08/07/97	smc
	Aroclor 1262	ND	0.5	ug/L	08/07/97	smc
	Aroclor 1268	ND	0.5	ug/L	08/07/97	smc
	Total PCB's	ND		ug/L	08/07/97	smc
SW-846 3510B	Extraction (Sep. Funnel) SVOC					
	Separatory Funnel Liq/Liq Extraction	Complete			08/06/97	rwm
SW-846 8270	Semivolatile Organics					
	Acenaphthene	ND	10	ug/L	08/19/97	dmj
	Acenaphthylene	ND	10	ug/L	08/19/97	dmj
	Anthracene	ND	10	ug/L	08/19/97	dmj
	Benzidine	ND	50	ug/L	08/19/97	dmj
	Benzo(a)anthracene	ND	10	ug/L	08/19/97	dmj
	Benzo(b)fluoranthene	ND	10	ug/L	08/19/97	dmj
	Benzo(k)fluoranthene	ND	10	ug/L	08/19/97	dmj
	Benzo(ghi)perylene	ND	10	ug/L	08/19/97	dmj
	Benzo(a)pyrene	ND	10	ug/L	08/19/97	dmj
	Benzyl alcohol	ND	20	ug/L	08/19/97	dmj
	Butyl benzyl phthalate	ND	10	ug/L	08/19/97	dmj
	Bis(2-chloroethoxy)methane	ND	10	ug/L	08/19/97	dmj
	Bis(2-chloroethyl)ether	ND	10	ug/L	08/19/97	dmj
	Bis(2-chloroisopropyl)ether	ND	10	ug/L	08/19/97	dmj
	Bis(2-ethylhexyl)phthalate	ND	10	ug/L	08/19/97	dmj
	4-Bromophenyl phenyl ether	ND	10	ug/L	08/19/97	dmj
	4-Chloroaniline	ND	10	ug/L	08/19/97	dmj
	2-Chloronaphthalene	ND	10	ug/L	08/19/97	dmj
	4-Chlorophenyl phenyl ether	ND	10	ug/L	08/19/97	dmj
	Chrysene	ND	10	ug/L	08/19/97	dmj
	Dibenzo(a,h)anthracene	ND	10	ug/L	08/19/97	dmj
	Dibenzofuran	ND	10	ug/L	08/19/97	dmj
	1,2-Dichlorobenzene	ND	10	ug/L	08/19/97	dmj
	1,3-Dichlorobenzene	ND	10	ug/L	08/19/97	dmj
	1,4-Dichlorobenzene	ND	10	ug/L	08/19/97	dmj
	3,3-Dichlorobenzidine	ND	20	ug/L	08/19/97	dmj
	Diethyl phthalate	ND	10	ug/L	08/19/97	dmj
	Dimethyl phthalate	ND	10	ug/L	08/19/97	dmj
	Di-n-butyl phthalate	ND	10	ug/L	08/19/97	dmj
	Di-n-octyl phthalate	ND	10	ug/L	08/19/97	dmj
	2,4-Dinitrotoluene	ND	10	ug/L	08/19/97	dmj

The analytical results, opinions or interpretations contained in this report are based upon information and material supplied by the client for whose exclusive and confidential use this report has been made. The analytical results, opinions or interpretations expressed represent the best judgment of Core Laboratories. Core Laboratories, however, makes no warranty or representation, express or implied, of any type, and expressly disclaims same as to the productivity, proper operations or profitableness of any oil, gas, coal or other mineral property, well or sand in connection with which such report is used or relied upon for any reason whatsoever. This report shall not be reproduced, in whole or in part, without the written approval of Core Laboratories.

CORE LABORATORIES

LABORATORY TEST RESULTS

Job Number: 972105 Date: 08/21/97

CUSTOMER: Daniel B. Stephens & Associates PROJECT: ENRON ROSWELL/6033.2 ATTN: Bob Marley

Customer Sample ID: MW-8
Date Sampled.....: 08/01/97
Time Sampled.....: 11:25
Sample Matrix.....: Water

Laboratory Sample ID: 972105-5
Date Received.....: 08/02/97
Time Received.....: 09:30

TEST METHOD	PARAMETER/TEST DESCRIPTION	SAMPLE RESULT	REPORTING LIMIT	UNITS	DATE	TECH
	2,6-Dinitrotoluene	ND	10	ug/L	08/19/97	dmj
	Fluoranthene	ND	10	ug/L	08/19/97	dmj
	Fluorene	ND	10	ug/L	08/19/97	dmj
	Hexachlorobenzene	ND	10	ug/L	08/19/97	dmj
	Hexachlorobutadiene	ND	10	ug/L	08/19/97	dmj
	Hexachlorocyclopentadiene	ND	10	ug/L	08/19/97	dmj
	Hexachloroethane	ND	10	ug/L	08/19/97	dmj
	Indeno(1,2,3-cd)pyrene	ND	10	ug/L	08/19/97	dmj
	Isophorone	ND	10	ug/L	08/19/97	dmj
	2-Methylnaphthalene	ND	10	ug/L	08/19/97	dmj
	Naphthalene	ND	10	ug/L	08/19/97	dmj
	o-Nitroaniline	ND	50	ug/L	08/19/97	dmj
	m-Nitroaniline	ND	50	ug/L	08/19/97	dmj
	p-Nitroaniline	ND	50	ug/L	08/19/97	dmj
	Nitrobenzene	ND	10	ug/L	08/19/97	dmj
	n-Nitrosodi-n-propylamine	ND	10	ug/L	08/19/97	dmj
	n-Nitrosodiphenylamine	ND	10	ug/L	08/19/97	dmj
	Phenanthrene	ND	10	ug/L	08/19/97	dmj
	Pyrene	ND	10	ug/L	08/19/97	dmj
	1,2,4-Trichlorobenzene	ND	10	ug/L	08/19/97	dmj
	Benzoic acid	ND	50	ug/L	08/19/97	dmj
	4-Chloro-3-methylphenol	ND	10	ug/L	08/19/97	dmj
	2-Chlorophenol	ND	10	ug/L	08/19/97	dmj
	2,4-Dichlorophenol	ND	10	ug/L	08/19/97	dmj
	2,4-Dimethylphenol	ND	10	ug/L	08/19/97	dmj
	2,4-Dinitrophenol	ND	50	ug/L	08/19/97	dmj
	2-Methyl-4,6-dinitrophenol	ND	50	ug/L	08/19/97	dmj
	2-Methylphenol (o-cresol)	ND	10	ug/L	08/19/97	dmj
	4-Methylphenol (p-cresol)	ND	10	ug/L	08/19/97	dmj
	2-Nitrophenol	ND	10	ug/L	08/19/97	dmj
	4-Nitrophenol	ND	50	ug/L	08/19/97	dmj
	Pentachlorophenol	ND	50	ug/L	08/19/97	dmj
	Phenol	ND	10	ug/L	08/19/97	dmj
	2,4,5-Trichlorophenol	ND	10	ug/L	08/19/97	dmj
	2,4,6-Trichlorophenol	ND	10	ug/L	08/19/97	dmj
SW-846 8240	Volatile Organics					
	Acetone	ND	100	ug/L	08/13/97	klk
	Benzene	ND	1	ug/L	08/13/97	klk
	Bromodichloromethane	ND	5	ug/L	08/13/97	klk
	Bromoform	ND	5	ug/L	08/13/97	klk
	Bromomethane	ND	10	ug/L	08/13/97	klk
	Methyl ethyl ketone (2-Butanone)	ND	100	ug/L	08/13/97	klk
	Carbon disulfide	ND	5	ug/L	08/13/97	klk
	Carbon tetrachloride	ND	5	ug/L	08/13/97	klk
	Chlorobenzene	ND	5	ug/L	08/13/97	klk
	Chloroethane	ND	10	ug/L	08/13/97	klk
	2-Chloroethylvinyl ether	ND	10	ug/L	08/13/97	klk
	Chloroform	ND	5	ug/L	08/13/97	klk

The analytical results, opinions or interpretations contained in this report are based upon information and material supplied by the client for whose exclusive and confidential use this report has been made. The analytical results, opinions or interpretations expressed represent the best judgment of Core Laboratories. Core Laboratories, however, makes no warranty or representation, express or implied, of any type, and expressly disclaims same as to the productivity, proper operations or profitableness of any oil, gas, coal or other mineral property, well or sand in connection with which such report is used or relied upon for any reason whatsoever. This report shall not be reproduced, in whole or in part, without the written approval of Core Laboratories.

CORE LABORATORIES

LABORATORY TEST RESULTS

Job Number: 972105 Date: 08/21/97

CUSTOMER: Daniel B. Stephens & Associates PROJECT: ENRON ROSWELL/6033.2 ATTN: Bob Marley

Customer Sample ID: MW-8
Date Sampled.....: 08/01/97
Time Sampled.....: 11:25
Sample Matrix.....: Water

Laboratory Sample ID: 972105-5
Date Received.....: 08/02/97
Time Received.....: 09:30

TEST METHOD	PARAMETER/TEST DESCRIPTION	SAMPLE RESULT	REPORTING LIMIT	UNITS	DATE	TECH
	Chloromethane	ND	10	ug/L	08/13/97	klk
	Dibromochloromethane	ND	5	ug/L	08/13/97	klk
	1,1-Dichloroethane	ND	5	ug/L	08/13/97	klk
	1,2-Dichloroethane	ND	5	ug/L	08/13/97	klk
	1,1-Dichloroethene	ND	5	ug/L	08/13/97	klk
	trans-1,2-Dichloroethene	ND	5	ug/L	08/13/97	klk
	1,2-Dichloropropane	ND	5	ug/L	08/13/97	klk
	cis-1,3-Dichloropropene	ND	5	ug/L	08/13/97	klk
	trans-1,3-Dichloropropene	ND	5	ug/L	08/13/97	klk
	Ethylbenzene	ND	5	ug/L	08/13/97	klk
	2-Hexanone	ND	50	ug/L	08/13/97	klk
	Methylene chloride	ND	5	ug/L	08/13/97	klk
	4-Methyl-2-pentanone (MIBK)	ND	50	ug/L	08/13/97	klk
	Styrene	ND	5	ug/L	08/13/97	klk
	1,1,2,2-Tetrachloroethane	ND	5	ug/L	08/13/97	klk
	Tetrachloroethene	ND	5	ug/L	08/13/97	klk
	Toluene	ND	5	ug/L	08/13/97	klk
	1,1,1-Trichloroethane	ND	5	ug/L	08/13/97	klk
	1,1,2-Trichloroethane	ND	5	ug/L	08/13/97	klk
	Trichloroethene	ND	5	ug/L	08/13/97	klk
	Vinyl acetate	ND	50	ug/L	08/13/97	klk
	Vinyl chloride	ND	10	ug/L	08/13/97	klk
	Xylenes (total)	ND	5	ug/L	08/13/97	klk

The analytical results, opinions or interpretations contained in this report are based upon information and material supplied by the client for whose exclusive and confidential use this report has been made. The analytical results, opinions or interpretations expressed represent the best judgment of Core Laboratories. Core Laboratories, however, makes no warranty or representation, express or implied, of any type, and expressly disclaims same as to the productivity, proper operations or profitableness of any oil, gas, coal or other mineral property, well or sand in connection with which such report is used or relied upon for any reason whatsoever. This report shall not be reproduced, in whole or in part, without the written approval of Core Laboratories.

CORE LABORATORIES

LABORATORY TEST RESULTS

Job Number: 972105 Date: 08/21/97

CUSTOMER: Daniel B. Stephens & Associates PROJECT: ENRON ROSWELL/6033.2 ATTN: Bob Marley

Customer Sample ID: MW-14
Date Sampled.....: 08/01/97
Time Sampled.....: 13:20
Sample Matrix.....: Water

Laboratory Sample ID: 972105-6
Date Received.....: 08/02/97
Time Received.....: 09:30

TEST METHOD	PARAMETER/TEST DESCRIPTION	SAMPLE RESULT	REPORTING LIMIT	UNITS	DATE	TECH
EPA 310.1	Alkalinity, Total as CaCO3, Unfilt.	110	5	mg/L CaCO3	08/11/97	mjf
SM 2320 B	Bicarbonate (HCO3), Unfilt.	134	5	mg/L	08/11/97	mjf
SM 2320 B	Carbonate (CO3), Unfilt.	<1	1	mg/L	08/11/97	mjf
EPA 325.2	Chloride, Unfilt.	360	2	mg/L	08/11/97	lmj
EPA 353.2	Nitrate + Nitrite as N, Unfilt.	0.32	0.05	mg/L	08/04/97	lmj
EPA 160.1	Solids, Total Dissolved (TDS), Filt.	3710	10	mg/L	08/06/97	mjf
EPA 375.2	Sulfate (SO4), Unfilt.	1630	200	mg/L	08/12/97	lmj
SW-846 3010	Acid Digestion, Total Metals	Complete			08/05/97	veb
SW-846 6010A	Arsenic (As), Total	<0.05	0.05	mg/L	08/06/97	gag
SW-846 6010A	Barium (Ba), Total	<0.05	0.05	mg/L	08/06/97	gag
SW-846 6010A	Cadmium (Cd), Total	<0.02	0.02	mg/L	08/06/97	gag
SW-846 6010A	Calcium (Ca), Total	672	0.5	mg/L	08/06/97	gag
SW-846 6010A	Chromium (Cr), Total	<0.05	0.05	mg/L	08/06/97	gag
SW-846 6010A	Copper (Cu), Total	<0.05	0.05	mg/L	08/06/97	gag
SW-846 6010A	Iron (Fe), Total	<0.2	0.2	mg/L	08/06/97	gag
SW-846 6010A	Lead (Pb), Total	<0.02	0.02	mg/L	08/06/97	gag
SW-846 6010A	Magnesium (Mg), Total	155	0.5	mg/L	08/06/97	gag
SW-846 6010A	Manganese (Mn), Total	<0.05	0.05	mg/L	08/06/97	gag
SW-846 7470	Mercury (Hg), Total	<0.0002	0.0002	mg/L	08/07/97	veb
SW-846 6010A	Potassium (K), Total	<20	20	mg/L	08/06/97	gag
SW-846 6010A	Selenium (Se), Total	<0.05	0.05	mg/L	08/06/97	gag
SW-846 6010A	Silver (Ag), Total	<0.05	0.05	mg/L	08/06/97	gag
SW-846 6010A	Sodium (Na), Total	180	5	mg/L	08/06/97	gag
SW-846 6010A	Zinc (Zn), Total	<0.05	0.05	mg/L	08/06/97	gag
SW-846 3510B	Extraction (Sep. Funnel) PCBs					

The analytical results, opinions or interpretations contained in this report are based upon information and material supplied by the client for whose exclusive and confidential use this report has been made. The analytical results, opinions or interpretations expressed represent the best judgment of Core Laboratories. Core Laboratories, however, makes no warranty or representation, express or implied, of any type, and expressly disclaims same as to the productivity, proper operations or profitableness of any oil, gas, coal or other mineral property, well or sand in connection with which such report is used or relied upon for any reason whatsoever. This report shall not be reproduced, in whole or in part, without the written approval of Core Laboratories.

CORE LABORATORIES

LABORATORY TEST RESULTS

Job Number: 972105 Date: 08/21/97

CUSTOMER: Daniel B. Stephens & Associates PROJECT: ENRON ROSWELL/6033.2 ATTN: Bob Marley

Customer Sample ID: MW-14
Date Sampled.....: 08/01/97
Time Sampled.....: 13:20
Sample Matrix.....: Water

Laboratory Sample ID: 972105-6
Date Received.....: 08/02/97
Time Received.....: 09:30

TEST METHOD	PARAMETER/TEST DESCRIPTION	SAMPLE RESULT	REPORTING LIMIT	UNITS	DATE	TECH
	Separatory Funnel Liq/Liq Extraction	Complete			08/05/97	rwm
SW-846 8080	PCB Analysis					
	Aroclor 1016	ND	0.5	ug/L	08/07/97	smc
	Aroclor 1221	ND	0.5	ug/L	08/07/97	smc
	Aroclor 1232	ND	0.5	ug/L	08/07/97	smc
	Aroclor 1242	ND	0.5	ug/L	08/07/97	smc
	Aroclor 1248	ND	0.5	ug/L	08/07/97	smc
	Aroclor 1254	ND	0.5	ug/L	08/07/97	smc
	Aroclor 1260	ND	0.5	ug/L	08/07/97	smc
	Aroclor 1262	ND	0.5	ug/L	08/07/97	smc
	Aroclor 1268	ND	0.5	ug/L	08/07/97	smc
	Total PCB's	ND		ug/L	08/07/97	smc
SW-846 3510B	Extraction (Sep. Funnel) SVOC					
	Separatory Funnel Liq/Liq Extraction	Complete			08/06/97	rwm
SW-846 8270	Semivolatile Organics					
	Acenaphthene	ND	10	ug/L	08/19/97	dmj
	Acenaphthylene	ND	10	ug/L	08/19/97	dmj
	Anthracene	ND	10	ug/L	08/19/97	dmj
	Benzidine	ND	50	ug/L	08/19/97	dmj
	Benzo(a)anthracene	ND	10	ug/L	08/19/97	dmj
	Benzo(b)fluoranthene	ND	10	ug/L	08/19/97	dmj
	Benzo(k)fluoranthene	ND	10	ug/L	08/19/97	dmj
	Benzo(ghi)perylene	ND	10	ug/L	08/19/97	dmj
	Benzo(a)pyrene	ND	10	ug/L	08/19/97	dmj
	Benzyl alcohol	ND	20	ug/L	08/19/97	dmj
	Butyl benzyl phthalate	ND	10	ug/L	08/19/97	dmj
	Bis(2-chloroethoxy)methane	ND	10	ug/L	08/19/97	dmj
	Bis(2-chloroethyl)ether	ND	10	ug/L	08/19/97	dmj
	Bis(2-chloroisopropyl)ether	ND	10	ug/L	08/19/97	dmj
	Bis(2-ethylhexyl)phthalate	ND	10	ug/L	08/19/97	dmj
	4-Bromophenyl phenyl ether	ND	10	ug/L	08/19/97	dmj
	4-Chloroaniline	ND	10	ug/L	08/19/97	dmj
	2-Chloronaphthalene	ND	10	ug/L	08/19/97	dmj
	4-Chlorophenyl phenyl ether	ND	10	ug/L	08/19/97	dmj
	Chrysene	ND	10	ug/L	08/19/97	dmj
	Dibenzo(a,h)anthracene	ND	10	ug/L	08/19/97	dmj
	Dibenzofuran	ND	10	ug/L	08/19/97	dmj
	1,2-Dichlorobenzene	ND	10	ug/L	08/19/97	dmj
	1,3-Dichlorobenzene	ND	10	ug/L	08/19/97	dmj
	1,4-Dichlorobenzene	ND	10	ug/L	08/19/97	dmj
	3,3-Dichlorobenzidine	ND	20	ug/L	08/19/97	dmj
	Diethyl phthalate	ND	10	ug/L	08/19/97	dmj
	Dimethyl phthalate	ND	10	ug/L	08/19/97	dmj
	Di-n-butyl phthalate	ND	10	ug/L	08/19/97	dmj
	Di-n-octyl phthalate	ND	10	ug/L	08/19/97	dmj
	2,4-Dinitrotoluene	ND	10	ug/L	08/19/97	dmj

The analytical results, opinions or interpretations contained in this report are based upon information and material supplied by the client for whose exclusive and confidential use this report has been made. The analytical results, opinions or interpretations expressed represent the best judgment of Core Laboratories. Core Laboratories, however, makes no warranty or representation, express or implied, of any kind, and expressly disclaims same as to the productivity, proper operations or profitableness of any oil, gas, coal or other mineral property, well or sand in connection with which such report is used or relied upon for any reason whatsoever. This report shall not be reproduced, in whole or in part, without the written approval of Core Laboratories.

CORE LABORATORIES

LABORATORY TEST RESULTS

Job Number: 972105 Date: 08/21/97

CUSTOMER: Daniel B. Stephens & Associates PROJECT: ENRON ROSWELL/6033.2 ATTN: Bob Marley

Customer Sample ID: MW-14
Date Sampled.....: 08/01/97
Time Sampled.....: 13:20
Sample Matrix.....: Water

Laboratory Sample ID: 972105-6
Date Received.....: 08/02/97
Time Received.....: 09:30

TEST METHOD	PARAMETER/TEST DESCRIPTION	SAMPLE RESULT	REPORTING LIMIT	UNITS	DATE	TECH
	2,6-Dinitrotoluene	ND	10	ug/L	08/19/97	dmj
	Fluoranthene	ND	10	ug/L	08/19/97	dmj
	Fluorene	ND	10	ug/L	08/19/97	dmj
	Hexachlorobenzene	ND	10	ug/L	08/19/97	dmj
	Hexachlorobutadiene	ND	10	ug/L	08/19/97	dmj
	Hexachlorocyclopentadiene	ND	10	ug/L	08/19/97	dmj
	Hexachloroethane	ND	10	ug/L	08/19/97	dmj
	Indeno(1,2,3-cd)pyrene	ND	10	ug/L	08/19/97	dmj
	Isophorone	ND	10	ug/L	08/19/97	dmj
	2-Methylnaphthalene	ND	10	ug/L	08/19/97	dmj
	Naphthalene	ND	10	ug/L	08/19/97	dmj
	o-Nitroaniline	ND	50	ug/L	08/19/97	dmj
	m-Nitroaniline	ND	50	ug/L	08/19/97	dmj
	p-Nitroaniline	ND	50	ug/L	08/19/97	dmj
	Nitrobenzene	ND	10	ug/L	08/19/97	dmj
	n-Nitrosodi-n-propylamine	ND	10	ug/L	08/19/97	dmj
	n-Nitrosodiphenylamine	ND	10	ug/L	08/19/97	dmj
	Phenanthrene	ND	10	ug/L	08/19/97	dmj
	Pyrene	ND	10	ug/L	08/19/97	dmj
	1,2,4-Trichlorobenzene	ND	10	ug/L	08/19/97	dmj
	Benzoic acid	ND	50	ug/L	08/19/97	dmj
	4-Chloro-3-methylphenol	ND	10	ug/L	08/19/97	dmj
	2-Chlorophenol	ND	10	ug/L	08/19/97	dmj
	2,4-Dichlorophenol	ND	10	ug/L	08/19/97	dmj
	2,4-Dimethylphenol	ND	10	ug/L	08/19/97	dmj
	2,4-Dinitrophenol	ND	50	ug/L	08/19/97	dmj
	2-Methyl-4,6-dinitrophenol	ND	50	ug/L	08/19/97	dmj
	2-Methylphenol (o-cresol)	ND	10	ug/L	08/19/97	dmj
	4-Methylphenol (p-cresol)	ND	10	ug/L	08/19/97	dmj
	2-Nitrophenol	ND	10	ug/L	08/19/97	dmj
	4-Nitrophenol	ND	50	ug/L	08/19/97	dmj
	Pentachlorophenol	ND	50	ug/L	08/19/97	dmj
	Phenol	ND	10	ug/L	08/19/97	dmj
	2,4,5-Trichlorophenol	ND	10	ug/L	08/19/97	dmj
	2,4,6-Trichlorophenol	ND	10	ug/L	08/19/97	dmj
SW-846 8240	Volatile Organics					
	Acetone	ND	100	ug/L	08/13/97	klk
	Benzene	ND	1	ug/L	08/13/97	klk
	Bromodichloromethane	ND	5	ug/L	08/13/97	klk
	Bromoform	ND	5	ug/L	08/13/97	klk
	Bromomethane	ND	10	ug/L	08/13/97	klk
	Methyl ethyl ketone (2-Butanone)	ND	100	ug/L	08/13/97	klk
	Carbon disulfide	ND	5	ug/L	08/13/97	klk
	Carbon tetrachloride	ND	5	ug/L	08/13/97	klk
	Chlorobenzene	ND	5	ug/L	08/13/97	klk
	Chloroethane	ND	10	ug/L	08/13/97	klk
	2-Chloroethylvinyl ether	ND	10	ug/L	08/13/97	klk
	Chloroform	ND	5	ug/L	08/13/97	klk

The analytical results, opinions or interpretations contained in this report are based upon information and material supplied by the client for whose exclusive and confidential use this report has been made. The analytical results, opinions or interpretations expressed represent the best judgment of Core Laboratories. Core Laboratories, however, makes no warranty or representation, express or implied, of any type, and expressly disclaims same as to the productivity, proper operations or profitableness of any oil, gas, coal or other mineral property, well or sand in connection with which such report is used or relied upon for any reason whatsoever. This report shall not be reproduced, in whole or in part, without the written approval of Core Laboratories.

CORE LABORATORIES

LABORATORY TEST RESULTS

Job Number: 972105 Date: 08/21/97

CUSTOMER: Daniel B. Stephens & Associates PROJECT: ENRON ROSWELL/6033.2 ATTN: Bob Marley

Customer Sample ID: MW-14
Date Sampled.....: 08/01/97
Time Sampled.....: 13:20
Sample Matrix.....: Water

Laboratory Sample ID: 972105-6
Date Received.....: 08/02/97
Time Received.....: 09:30

TEST METHOD	PARAMETER/TEST DESCRIPTION	SAMPLE RESULT	REPORTING LIMIT	UNITS	DATE	TECH
	Chloromethane	ND	10	ug/L	08/13/97	klk
	Dibromochloromethane	ND	5	ug/L	08/13/97	klk
	1,1-Dichloroethane	ND	5	ug/L	08/13/97	klk
	1,2-Dichloroethane	ND	5	ug/L	08/13/97	klk
	1,1-Dichloroethene	ND	5	ug/L	08/13/97	klk
	trans-1,2-Dichloroethene	ND	5	ug/L	08/13/97	klk
	1,2-Dichloropropane	ND	5	ug/L	08/13/97	klk
	cis-1,3-Dichloropropene	ND	5	ug/L	08/13/97	klk
	trans-1,3-Dichloropropene	ND	5	ug/L	08/13/97	klk
	Ethylbenzene	ND	5	ug/L	08/13/97	klk
	2-Hexanone	ND	50	ug/L	08/13/97	klk
	Methylene chloride	ND	5	ug/L	08/13/97	klk
	4-Methyl-2-pentanone (MIBK)	ND	50	ug/L	08/13/97	klk
	Styrene	ND	5	ug/L	08/13/97	klk
	1,1,2,2-Tetrachloroethane	ND	5	ug/L	08/13/97	klk
	Tetrachloroethene	ND	5	ug/L	08/13/97	klk
	Toluene	ND	5	ug/L	08/13/97	klk
	1,1,1-Trichloroethane	ND	5	ug/L	08/13/97	klk
	1,1,2-Trichloroethane	ND	5	ug/L	08/13/97	klk
	Trichloroethene	ND	5	ug/L	08/13/97	klk
	Vinyl acetate	ND	50	ug/L	08/13/97	klk
	Vinyl chloride	ND	10	ug/L	08/13/97	klk
	Xylenes (total)	ND	5	ug/L	08/13/97	klk

The analytical results, opinions or interpretations contained in this report are based upon information and material supplied by the client for whose exclusive and confidential use this report has been made. The analytical results, opinions or interpretations expressed represent the best judgment of Core Laboratories. Core Laboratories, however, makes no warranty or representation, express or implied, of any type, and expressly disclaims same as to the productivity, proper operations or profitableness of any oil, gas, coal or other mineral, property, well or sand in connection with which such report is used or relied upon for any reason whatsoever. This report shall not be reproduced, in whole or in part, without the written approval of Core Laboratories.

CORE LABORATORIES

QUALITY CONTROL RESULTS

Job Number: 972105 Date: 08/21/97

CUSTOMER: Daniel B. Stephens & Associates PROJECT: ENRON ROSWELL/6033.2 ATTN: Bob Marley

Test Method.....: EPA 353.2 Batch.....: 24278 Analyst...: lmj
Method Description.: Nitrogen, NO3 + NO2 (Auto Cd Red.) Units.....: mg/L
Parameter.....: Nitrate + Nitrite as N

QC	Lab ID	Reagent	QC Result	QC Result	True Value	Orig. Value	Calc. Result	*	Limits	Date/Time
ICL		G970502A	1.01		1.000000		101.0	%	90-110	08/04/97 0930
ICB			0.00						0.05	08/04/97 0938
MD	972107-1		0.73			0.71	2.8	R	20	08/04/97 0954
MS	972107-1	G961111B	1.78		1.000000	0.71	107.0	%	75-125	08/04/97 1002
CCV		G961111B	2.05		2.000000		102.5	%	90-110	08/04/97 1018
CCB			0.00						0.05	08/04/97 1026
CCV		G961111B	2.04		2.000000		102.0	%	90-110	08/04/97 1122
CCB			0.00						0.05	08/04/97 1130

Test Method.....: SW-846 6010A Batch.....: 24391 Analyst...: gag
Method Description.: Metals Analysis (ICAP Trace) Units.....: mg/L
Parameter.....: Arsenic (As)

QC	Lab ID	Reagent	QC Result	QC Result	True Value	Orig. Value	Calc. Result	*	Limits	Date/Time
ICV		970508T	1.93870		2.00		96.9	%	90-110	08/06/97 0916
ICB		970714T	0.00087						0.01	08/06/97 0929
		970708X	0.90644		1.000		90.6	%	80-120	08/06/97 0935
CCB		970716WW	1.01169		1.000		101.2	%	80-120	08/06/97 0943
MB		0805	0.00284						0.01	08/06/97 1002
MB		0805	0.00296						0.01	08/06/97 1007
LCS		970709H	0.94653		1.00		94.7	%	80-120	08/06/97 1010
LCD		970709H	0.96982	0.94653	1.00		97.0	%	80-120	08/06/97 1015
							2.4	R	20	
CCV		970716T	2.36461		2.5		94.6	%	90-110	08/06/97 1041
CCB		970714T	0.00180						0.01	08/06/97 1044
MS	972090-1	970723Z	1.02454		1.000	0.01286	101.2	%	80-120	08/06/97 1056
MD	972090-1		0.01396			0.01286	0.00110	A	0.01000	08/06/97 1059
CCV		970716T	2.40386		2.5		96.2	%	90-110	08/06/97 1135
CCB		970714T	-0.00091						0.01	08/06/97 1153
MS	972064-1	970723Z	0.94070		1.000	-0.00132	94.2	%	80-120	08/06/97 1208
CCV		970716T	2.41489		2.5		96.6	%	90-110	08/06/97 1245
CCB		970714T	-0.00060						0.01	08/06/97 1301
MS	972085-1	970723Z	1.02439		1.000	0.00110	102.3	%	80-120	08/06/97 1351
CCV		970716T	2.36130		2.5		94.5	%	90-110	08/06/97 1414
CCB		970714T	0.00089						0.01	08/06/97 1423
MD	972086-1		0.00224			0.00110	0.00114	A	0.01000	08/06/97 1431
CCV		970716T	2.39654		2.5		95.9	%	90-110	08/06/97 1538
CCB		970714T	0.00016						0.01	08/06/97 1557
MB		0731	0.00016						0.01	08/06/97 1620
LCS		970709H	0.93975		1.00		94.0	%	80-120	08/06/97 1623
CCV		970716T	2.38098		2.5		95.2	%	90-110	08/06/97 1652
CCB		970714T	-0.00021						0.01	08/06/97 1703
CCV		970716T	2.39742		2.5		95.9	%	90-110	08/06/97 1817
CCB		970714T	0.00177						0.01	08/06/97 1823
MS	972028-11	970723Z	0.90130		1.000	0.00597	89.5	%	80-120	08/06/97 1831
CCV		970716T	2.36758		2.5		94.7	%	90-110	08/06/97 1901
CCB		970714T	0.00496						0.01	08/06/97 1905
CCV		970716T	2.32099		2.5		92.8	%	90-110	08/06/97 1948
CCB		970714T	0.00296						0.01	08/06/97 1952
		970716T	2.31371		2.5		92.5	%	90-110	08/06/97 2035
		970714T	0.00206						0.01	08/06/97 2043

* %-% REC R-RPD A-ABS Diff. D-% Diff.

The analytical results, opinions or interpretations contained in this report are based upon information and material supplied by the client for whose exclusive and confidential use this report has been made. The analytical results, opinions or interpretations expressed represent the best judgment of Core Laboratories. Core Laboratories, however, makes no warranty or representation, express or implied, of any type, and expressly disclaims same as to the productivity, proper operations or profitableness of any oil, gas, coal or other mineral property, well or sand in connection with which such report is used or relied upon for any reason whatsoever. This report shall not be reproduced, in whole or in part, without the written approval of Core Laboratories.

CORE LABORATORIES

QUALITY CONTROL RESULTS

Job Number: 972105 Date: 08/21/97

CUSTOMER: Daniel B. Stephens & Associates PROJECT: ENRON ROSWELL/6033.2 ATTN: Bob Marley

Test Method.....: SW-846 6010A Batch.....: 24391 Analyst...: gag
Method Description.: Metals Analysis (ICAP Trace) Units.....: mg/L
Parameter.....: Arsenic (As)

QC	Lab ID	Reagent	QC Result	QC Result	True Value	Orig. Value	Calc. Result	*	Limits	Date/Time
CCV		970716T	2.36247		2.5		94.5	%	90-110	08/06/97 2152
CCB		970714T	0.00210						0.01	08/06/97 2204
CCV		970716T	2.41794		2.5		96.7	%	90-110	08/06/97 2309
CCB		970714T	0.00487						0.01	08/06/97 2316
MD	972023-14		1.21400			1.20651	0.6	R	20	08/06/97 2320
PDS	972023-15	970723Z	2.04128		1.000	1.18615	85.5	%	75-125	08/06/97 2331
CCV		970716T	2.39772		2.5		95.9	%	90-110	08/06/97 2354
CCB		970714T	0.00276						0.01	08/06/97 2359
ISB		970708X	0.90136		1.000		90.1	%	80-120	08/07/97 0029
CCV		970716T	2.33966		2.5		93.6	%	90-110	08/07/97 0040
CCB		970714T	0.00160						0.01	08/07/97 0046
ISB		970716WW	0.98165		1.000		98.2	%	80-120	08/07/97 0051
CCV		970716T	2.33640		2.5		93.5	%	90-110	08/07/97 0100
CCB		970714T	0.00458						0.01	08/07/97 0103

Test Method.....: SW-846 6010A Batch.....: 24391 Analyst...: gag
Method Description.: Metals Analysis (ICAP Trace) Units.....: mg/L
Parameter.....: Lead (Pb)

QC	Lab ID	Reagent	QC Result	QC Result	True Value	Orig. Value	Calc. Result	*	Limits	Date/Time
ICV		970508T	1.94940		2.00		97.5	%	90-110	08/06/97 0916
ICB		970714T	0.00128						0.003	08/06/97 0929
ISB		970708X	0.89649		1.000		89.6	%	80-120	08/06/97 0935
ISB		970716WW	0.93047		1.000		93.0	%	80-120	08/06/97 0943
MB		0805	0.00266						0.003	08/06/97 1002
MB		0805	0.00144						0.003	08/06/97 1007
LCS		970709H	1.00463		1.00		100.5	%	80-120	08/06/97 1010
LCD		970709H	1.01854	1.00463	1.00		101.9	%	80-120	08/06/97 1015
							1.4	R	20	
CCV		970716T	0.96476		1.0		96.5	%	90-110	08/06/97 1041
CCB		970714T	0.00089						0.003	08/06/97 1044
MS	972090-1	970723Z	1.06859		1.000	-0.00386	107.2	%	80-120	08/06/97 1056
MD	972090-1		-0.00339			-0.00386	0.00047	A	0.00300	08/06/97 1059
CCV		970716T	0.96517		1.0		96.5	%	90-110	08/06/97 1135
CCB		970714T	-0.00079						0.003	08/06/97 1153
MS	972064-1	970723Z	0.95310		1.000	0.01450	93.9	%	80-120	08/06/97 1208
CCV		970716T	0.97457		1.0		97.5	%	90-110	08/06/97 1245
CCB		970714T	0.00012						0.003	08/06/97 1301
MS	972085-1	970723Z	1.13466		1.000	-0.00115	113.6	%	80-120	08/06/97 1351
CCV		970716T	0.96577		1.0		96.6	%	90-110	08/06/97 1414
CCB		970714T	0.00110						0.003	08/06/97 1423
MD	972086-1		0.00168			-0.00019	0.00187	A	0.00300	08/06/97 1431
CCV		970716T	0.96695		1.0		96.7	%	90-110	08/06/97 1538
CCB		970714T	0.00034						0.003	08/06/97 1557
MB		0731	0.00083						0.003	08/06/97 1620
LCS		970709H	0.98558		1.00		98.6	%	80-120	08/06/97 1623
CCV		970716T	0.95787		1.0		95.8	%	90-110	08/06/97 1652
CCB		970714T	-0.00039						0.003	08/06/97 1703
CCV		970716T	0.97980		1.0		98.0	%	90-110	08/06/97 1817
CCB		970714T	-0.00061						0.003	08/06/97 1823
	972028-11	970723Z	0.84094		1.000	0.00116	84.0	%	80-120	08/06/97 1831

* %-% REC R-RPD A-ABS Diff. D-% Diff.

The analytical results, opinions or interpretations contained in this report are based upon information and material supplied by the client for whose exclusive and confidential use this report has been made. The analytical results, opinions or interpretations expressed represent the best judgment of Core Laboratories. Core Laboratories, however, makes no warranty or representation, express or implied, of any type, and expressly disclaims same as to the productivity, proper operations or profitableness of any oil, gas, coal or other mineral property, well or sand in connection with which such report is used or relied upon for any reason whatsoever. This report shall not be reproduced, in whole or in part, without the written approval of Core Laboratories.

CORE LABORATORIES

QUALITY CONTROL RESULTS

Job Number: 972105 Date: 08/21/97

CUSTOMER: Daniel B. Stephens & Associates PROJECT: ENRON ROSWELL/6033.2 ATTN: Bob Marley

Test Method.....: SW-846 6010A Batch.....: 24391 Analyst...: gag
Method Description.: Metals Analysis (ICAP Trace) Units.....: mg/L
Parameter.....: Lead (Pb)

QC	Lab ID	Reagent	QC Result	QC Result	True Value	Orig. Value	Calc. Result	*	Limits	Date/Time
CCV		970716T	0.96266		1.0		96.3	%	90-110	08/06/97 1901
CCB		970714T	0.00058						0.003	08/06/97 1905
CCV		970716T	0.93122		1.0		93.1	%	90-110	08/06/97 1948
CCB		970714T	-0.00012						0.003	08/06/97 1952
CCV		970716T	0.92948		1.0		92.9	%	90-110	08/06/97 2035
CCB		970714T	0.00083						0.003	08/06/97 2043
CCV		970716T	0.94411		1.0		94.4	%	90-110	08/06/97 2152
CCB		970714T	0.00028						0.003	08/06/97 2204
CCV		970716T	0.95336		1.0		95.3	%	90-110	08/06/97 2309
CCB		970714T	0.00060						0.003	08/06/97 2316
MD	972023-14		-0.00095			-0.00104	0.00009	A	0.00300	08/06/97 2320
PDS	972023-15	970723Z	0.87139		1.000	-0.00246	87.4	%	75-125	08/06/97 2331
CCV		970716T	0.94493		1.0		94.5	%	90-110	08/06/97 2354
CCB		970714T	0.00046						0.003	08/06/97 2359
ISB		970708X	0.82953		1.000		83.0	%	80-120	08/07/97 0029
CCV		970716T	0.91214		1.0		91.2	%	90-110	08/07/97 0040
CCB		970714T	0.00067						0.003	08/07/97 0046
ISB		970716WW	0.88994		1.000		89.0	%	80-120	08/07/97 0051
CCV		970716T	0.91034		1.0		91.0	%	90-110	08/07/97 0100
CCB		970714T	0.00052						0.003	08/07/97 0103

Test Method.....: SW-846 6010A Batch.....: 24391 Analyst...: gag
Method Description.: Metals Analysis (ICAP Trace) Units.....: mg/L
Parameter.....: Selenium (Se)

QC	Lab ID	Reagent	QC Result	QC Result	True Value	Orig. Value	Calc. Result	*	Limits	Date/Time
ICV		970508T	1.93552		2.00		96.8	%	90-110	08/06/97 0916
ICB		970714T	0.00258						0.01	08/06/97 0929
ISB		970708X	0.91282		1.000		91.3	%	80-120	08/06/97 0935
ISB		970716WW	0.91741		1.000		91.7	%	80-120	08/06/97 0943
MB		0805	0.00302						0.01	08/06/97 1002
MB		0805	0.00312						0.01	08/06/97 1007
LCS		970709H	0.87045		1.00		87.0	%	80-120	08/06/97 1010
LCD		970709H	0.87775	0.87045	1.00		87.8	%	80-120	08/06/97 1015
							0.8	R	20	
CCV		970716T	2.33913		2.5		93.6	%	90-110	08/06/97 1041
CCB		970714T	0.00197						0.01	08/06/97 1044
MS	972090-1	970723Z	0.96023		1.000	0.00877	95.1	%	80-120	08/06/97 1056
MD	972090-1		0.00670			0.00877	0.00207	A	0.01000	08/06/97 1059
CCV		970716T	2.37584		2.5		95.0	%	90-110	08/06/97 1135
CCB		970714T	-0.00175						0.01	08/06/97 1153
MS	972064-1	970723Z	0.85481		1.000	0.02980	82.5	%	80-120	08/06/97 1208
CCV		970716T	2.39618		2.5		95.8	%	90-110	08/06/97 1245
CCB		970714T	-0.00414						0.01	08/06/97 1301
MS	972085-1	970723Z	0.94104		1.000	-0.00756	94.9	%	80-120	08/06/97 1351
CCV		970716T	2.36639		2.5		94.7	%	90-110	08/06/97 1414
CCB		970714T	-0.00138						0.01	08/06/97 1423
MD	972086-1		-0.00310			-0.00007	0.00303	A	0.01000	08/06/97 1431
CCV		970716T	2.37354		2.5		94.9	%	90-110	08/06/97 1538
CCB		970714T	0.00166						0.01	08/06/97 1557
		0731	0.00514						0.01	08/06/97 1620

* %-% REC R-RPD A-ABS Diff. D-% Diff.

The analytical results, opinions or interpretations contained in this report are based upon information and material supplied by the client for whose exclusive and confidential use this report has been made. The analytical results, opinions or interpretations expressed represent the best judgment of Core Laboratories. Core Laboratories, however, makes no warranty or representation, express or implied, of any type, and expressly disclaims same as to the productivity, proper operations or profitabilities of any oil, gas, coal or other mineral, property, well or sand in connection with which such report is used or relied upon for any reason whatsoever. This report shall not be reproduced, in whole or in part, without the written approval of Core Laboratories.

CORE LABORATORIES

QUALITY CONTROL RESULTS

Job Number: 972105 Date: 08/21/97

CUSTOMER: Daniel B. Stephens & Associates PROJECT: ENRON ROSWELL/6033.2 ATTN: Bob Marley

Test Method.....: SW-846 6010A Batch.....: 24391 Analyst...: gag
Method Description.: Metals Analysis (ICAP Trace) Units.....: mg/L
Parameter.....: Selenium (Se)

QC	Lab ID	Reagent	QC Result	QC Result	True Value	Orig. Value	Calc. Result	*	Limits	Date/Time
LCS		970709H	0.86402		1.00		86.4	%	80-120	08/06/97 1623
CCV		970716T	2.34839		2.5		93.9	%	90-110	08/06/97 1652
CCB		970714T	-0.00191						0.01	08/06/97 1703
CCV		970716T	2.38754		2.5		95.5	%	90-110	08/06/97 1817
CCB		970714T	0.00631						0.01	08/06/97 1823
MS	972028-11	970723Z	0.85510		1.000	0.00075	85.4	%	80-120	08/06/97 1831
CCV		970716T	2.33394		2.5		93.4	%	90-110	08/06/97 1901
CCB		970714T	0.00591						0.01	08/06/97 1905
CCV		970716T	2.28542		2.5		91.4	%	90-110	08/06/97 1948
CCB		970714T	0.00436						0.01	08/06/97 1952
CCV		970716T	2.27021		2.5		90.8	%	90-110	08/06/97 2035
CCB		970714T	0.00229						0.01	08/06/97 2043
CCV		970716T	2.31314		2.5		92.5	%	90-110	08/06/97 2152
CCB		970714T	0.00021						0.01	08/06/97 2204
CCV		970716T	2.42280		2.5		96.9	%	90-110	08/06/97 2309
CCB		970714T	0.00842						0.01	08/06/97 2316
MD	972023-14		0.05021			0.04989	0.00032	A	0.01000	08/06/97 2320
PDS	972023-15	970723Z	0.99917		1.000	0.05193	94.7	%	75-125	08/06/97 2331
V		970716T	2.39863		2.5		95.9	%	90-110	08/06/97 2354
LB		970714T	0.00436						0.01	08/06/97 2359
ISB		970708X	0.91748		1.000		91.7	%	80-120	08/07/97 0029
CCV		970716T	2.31712		2.5		92.7	%	90-110	08/07/97 0040
CCB		970714T	0.00418						0.01	08/07/97 0046
ISB		970716WW	0.91502		1.000		91.5	%	80-120	08/07/97 0051
CCV		970716T	2.30793		2.5		92.3	%	90-110	08/07/97 0100
CCB		970714T	0.00547						0.01	08/07/97 0103

Test Method.....: SW-846 6010A Batch.....: 24391 Analyst...: gag
Method Description.: Metals Analysis (ICAP) Units.....: mg/L
Parameter.....: Barium (Ba)

QC	Lab ID	Reagent	QC Result	QC Result	True Value	Orig. Value	Calc. Result	*	Limits	Date/Time
ICV		970428T	1.00830		1.00		100.8	%	90-110	08/06/97 0921
ICB		970714T	0.00000						0.001	08/06/97 0929
ISB		970708X	0.47117		0.5000		94.2	%	80-120	08/06/97 0935
ISB		970716WW	0.97411		1.000		97.4	%	80-120	08/06/97 0943
MB		0805	-0.00012						0.001	08/06/97 1002
MB		0805	-0.00003						0.001	08/06/97 1007
LCS		970709H	1.02232		1.00		102.2	%	80-120	08/06/97 1010
LCD		970709H	1.04350	1.02232	1.00		104.3	%	80-120	08/06/97 1015
							2.1	R	20	
CCV		970716T	4.72074		5.0		94.4	%	90-110	08/06/97 1041
CCB		970714T	-0.00006						0.001	08/06/97 1044
MS	972090-1	970723Z	1.68064		1.000	0.80175	87.9	%	80-120	08/06/97 1056
MD	972090-1		0.75386			0.80175	6.2	R	20	08/06/97 1059
CCV		970716T	4.80832		5.0		96.2	%	90-110	08/06/97 1135
CCB		970714T	0.00016						0.001	08/06/97 1153
MS	972064-1	970723Z	1.13733		1.000	0.15176	98.6	%	80-120	08/06/97 1208
CCV		970716T	4.85422		5.0		97.1	%	90-110	08/06/97 1245
CCB		970714T	0.00009						0.001	08/06/97 1301
	972085-1	970723Z	1.07325		1.000	0.07370	100.0	%	80-120	08/06/97 1351

* %-% REC R-RPD A-ABS Diff. D-% Diff.

The analytical results, opinions or interpretations contained in this report are based upon information and material supplied by the client for whose exclusive and confidential use this report has been made. The analytical results, opinions or interpretations expressed represent the best judgment of Core Laboratories. Core Laboratories, however, makes no warranty or representation, express or implied, of any type, and expressly disclaims same as to the productivity, proper operations or profitableness of any oil, gas, coal or other mineral property, well or sand in connection with which such report is used or relied upon for any reason whatsoever. This report shall not be reproduced, in whole or in part, without the written approval of Core Laboratories.

CORE LABORATORIES

QUALITY CONTROL RESULTS

Job Number: 972105 Date: 08/21/97

CUSTOMER: Daniel B. Stephens & Associates PROJECT: ENRON ROSWELL/6033.2 ATTN: Bob Marley

Test Method.....: SW-846 6010A Batch.....: 24391 Analyst...: gag
Method Description.: Metals Analysis (ICAP) Units.....: mg/L
Parameter.....: Barium (Ba)

QC	Lab ID	Reagent	QC Result	QC Result	True Value	Orig. Value	Calc. Result	*	Limits	Date/Time
CCV		970716T	4.85117		5.0		97.0	%	90-110	08/06/97 1414
CCB		970714T	0.00011						0.001	08/06/97 1423
MD	972086-1		0.08782			0.08750	0.4	R	20	08/06/97 1431
CCV		970716T	4.84991		5.0		97.0	%	90-110	08/06/97 1538
CCB		970714T	0.00011						0.001	08/06/97 1557
MB		0731	-0.00011						0.001	08/06/97 1620
LCS		970709H	1.03318		1.00		103.3	%	80-120	08/06/97 1623
CCV		970716T	4.80350		5.0		96.1	%	90-110	08/06/97 1652
CCB		970714T	-0.00005						0.001	08/06/97 1703
CCV		970716T	4.81939		5.0		96.4	%	90-110	08/06/97 1817
CCB		970714T	-0.00011						0.001	08/06/97 1823
MS	972028-11	970723Z	2.71873		1.000	1.81039	90.8	%	80-120	08/06/97 1831
CCV		970716T	4.78669		5.0		95.7	%	90-110	08/06/97 1901
CCB		970714T	0.00005						0.001	08/06/97 1905
CCV		970716T	4.68563		5.0		93.7	%	90-110	08/06/97 1948
CCB		970714T	0.00002						0.001	08/06/97 1952
CCV		970716T	4.65854		5.0		93.2	%	90-110	08/06/97 2035
CCB		970714T	-0.00002						0.001	08/06/97 2043
V		970716T	4.82292		5.0		96.5	%	90-110	08/06/97 2152
3		970714T	-0.00006						0.001	08/06/97 2204
CCV		970716T	4.88024		5.0		97.6	%	90-110	08/06/97 2309
CCB		970714T	0.00006						0.001	08/06/97 2316
MD	972023-14		0.00473			0.00476	0.00003	A	0.00100	08/06/97 2320
PDS	972023-15	970723Z	0.96216		1.000	0.00660	95.6	%	75-125	08/06/97 2331
CCV		970716T	4.89843		5.0		98.0	%	90-110	08/06/97 2354
CCB		970714T	0.00000						0.001	08/06/97 2359
ISB		970708X	0.47130		0.5000		94.3	%	80-120	08/07/97 0029
CCV		970716T	4.81418		5.0		96.3	%	90-110	08/07/97 0040
CCB		970714T	0.00009						0.001	08/07/97 0046
ISB		970716WW	1.00161		1.000		100.2	%	80-120	08/07/97 0051
CCV		970716T	4.81210		5.0		96.2	%	90-110	08/07/97 0100
CCB		970714T	-0.00005						0.001	08/07/97 0103

Test Method.....: SW-846 6010A Batch.....: 24391 Analyst...: gag
Method Description.: Metals Analysis (ICAP) Units.....: mg/L
Parameter.....: Cadmium (Cd)

QC	Lab ID	Reagent	QC Result	QC Result	True Value	Orig. Value	Calc. Result	*	Limits	Date/Time
ICV		970508T	1.98280		2.00		99.1	%	90-110	08/06/97 0916
ICB		970714T	-0.00029						0.0006	08/06/97 0929
ISB		970708X	0.88210		1.000		88.2	%	80-120	08/06/97 0935
ISB		970716WW	0.94967		1.000		95.0	%	80-120	08/06/97 0943
MB		0805	0.00040						0.0006	08/06/97 1002
MB		0805	0.00013						0.0006	08/06/97 1007
LCS		970709H	1.01240		1.00		101.2	%	80-120	08/06/97 1010
LCD		970709H	1.03384	1.01240	1.00		103.4	%	80-120	08/06/97 1015
							2.1	R	20	
CCV		970716T	0.97720		1.0		97.7	%	90-110	08/06/97 1041
CCB		970714T	-0.00020						0.0006	08/06/97 1044
MS	972090-1	970723Z	1.09814		1.000	0.01839	108.0	%	80-120	08/06/97 1056
	972090-1		0.01991			0.01839	7.9	R	20	08/06/97 1059

* %-% REC R-RPD A-ABS Diff. D-% Diff.

The analytical results, opinions or interpretations contained in this report are based upon information and material supplied by the client for whose exclusive and confidential use this report has been made. The analytical results, opinions or interpretations expressed represent the best judgment of Core Laboratories. Core Laboratories, however, makes no warranty or representation, express or implied, of any kind, and expressly disclaims same as to the productivity, proper operations or profitableness of any oil, gas, coal, or other mineral property, well or sand in connection with which such report is used or relied upon for any reason whatsoever. This report shall not be reproduced, in whole or in part, without the written approval of Core Laboratories.

CORE LABORATORIES

QUALITY CONTROL RESULTS

Job Number: 972105 Date: 08/21/97

CUSTOMER: Daniel B. Stephens & Associates PROJECT: ENRON ROSWELL/6033.2 ATTN: Bob Marley

Test Method.....: SW-846 6010A Batch.....: 24391 Analyst...: gag
Method Description.: Metals Analysis (ICAP) Units.....: mg/L
Parameter.....: Cadmium (Cd)

QC	Lab ID	Reagent	QC Result	QC Result	True Value	Orig. Value	Calc. Result	*	Limits	Date/Time
CCV		970716T	0.97807		1.0		97.8	%	90-110	08/06/97 1135
CCB		970714T	-0.00009						0.0006	08/06/97 1153
MS	972064-1	970723Z	0.94981		1.000	0.00274	94.7	%	80-120	08/06/97 1208
CCV		970716T	0.98963		1.0		99.0	%	90-110	08/06/97 1245
CCB		970714T	-0.00014						0.0006	08/06/97 1301
MS	972085-1	970723Z	1.10964		1.000	-0.00000	111.0	%	80-120	08/06/97 1351
CCV		970716T	0.96398		1.0		96.4	%	90-110	08/06/97 1414
CCB		970714T	0.00016						0.0006	08/06/97 1423
MD	972086-1		-0.00002			0.00018	0.00020	A	0.00060	08/06/97 1431
CCV		970716T	0.98318		1.0		98.3	%	90-110	08/06/97 1538
CCB		970714T	0.00018						0.0006	08/06/97 1557
MB		0731	0.00038						0.0006	08/06/97 1620
LCS		970709H	0.98836		1.00		98.8	%	80-120	08/06/97 1623
CCV		970716T	0.97197		1.0		97.2	%	90-110	08/06/97 1652
CCB		970714T	0.00017						0.0006	08/06/97 1703
CCV		970716T	0.99785		1.0		99.8	%	90-110	08/06/97 1817
CCB		970714T	0.00009						0.0006	08/06/97 1823
MS	972028-11	970723Z	0.83581		1.000	0.00215	83.4	%	80-120	08/06/97 1831
'		970716T	0.97847		1.0		97.8	%	90-110	08/06/97 1901
,		970714T	0.00011						0.0006	08/06/97 1905
CCV		970716T	0.95017		1.0		95.0	%	90-110	08/06/97 1948
CCB		970714T	-0.00002						0.0006	08/06/97 1952
CCV		970716T	0.94581		1.0		94.6	%	90-110	08/06/97 2035
CCB		970714T	0.00016						0.0006	08/06/97 2043
CCV		970716T	0.96720		1.0		96.7	%	90-110	08/06/97 2152
CCB		970714T	0.00000						0.0006	08/06/97 2204
CCV		970716T	0.96130		1.0		96.1	%	90-110	08/06/97 2309
CCB		970714T	0.00008						0.0006	08/06/97 2316
MD	972023-14		0.01235			0.01253	1.4	R	20	08/06/97 2320
PDS	972023-15	970723Z	0.90102		1.000	0.01397	88.7	%	75-125	08/06/97 2331
CCV		970716T	0.95730		1.0		95.7	%	90-110	08/06/97 2354
CCB		970714T	0.00032						0.0006	08/06/97 2359
ISB		970708X	0.83894		1.000		83.9	%	80-120	08/07/97 0029
CCV		970716T	0.93148		1.0		93.1	%	90-110	08/07/97 0040
CCB		970714T	-0.00008						0.0006	08/07/97 0046
ISB		970716WW	0.92403		1.000		92.4	%	80-120	08/07/97 0051
CCV		970716T	0.93147		1.0		93.1	%	90-110	08/07/97 0100
CCB		970714T	-0.00009						0.0006	08/07/97 0103

Test Method.....: SW-846 6010A Batch.....: 24391 Analyst...: gag
Method Description.: Metals Analysis (ICAP) Units.....: mg/L
Parameter.....: Calcium (Ca)

QC	Lab ID	Reagent	QC Result	QC Result	True Value	Orig. Value	Calc. Result	*	Limits	Date/Time
ICV		970410Z	106.46821		100.0		106.5	%	90-110	08/06/97 0924
ICB		970714T	0.00897						0.1	08/06/97 0929
ISA		970708W	482.65258		500.0		96.5	%	80-120	08/06/97 0932
ISB		970708X	466.31307		500.0		93.3	%	80-120	08/06/97 0935
ISB		970716WW	51.35001		50.000		102.7	%	80-120	08/06/97 0943
MR		0805	0.00267						0.1	08/06/97 1002
		0805	0.00353						0.1	08/06/97 1007

* %-% REC R-RPD A-ABS Diff. D-% Diff.

The analytical results, opinions or interpretations contained in this report are based upon information and material supplied by the client for whose exclusive and confidential use this report has been made. The analytical results, opinions or interpretations expressed represent the best judgment of Core Laboratories. Core Laboratories, however, makes no warranty or representation, express or implied, of any type, and expressly disclaims same as to the productivity, proper operations or profitableness of any oil, gas, coal or other mineral property, well or sand in connection with which such report is used or relied upon for any reason whatsoever. This report shall not be reproduced, in whole or in part, without the written approval of Core Laboratories.

CORE LABORATORIES

QUALITY CONTROL RESULTS

Job Number: 972105 Date: 08/21/97

CUSTOMER: Daniel B. Stephens & Associates PROJECT: ENRON ROSWELL/6033.2 ATTN: Bob Marley

Test Method.....: SW-846 6010A Batch.....: 24391 Analyst...: gag
Method Description.: Metals Analysis (ICAP) Units.....: mg/L
Parameter.....: Calcium (Ca)

QC	Lab ID	Reagent	QC Result	QC Result	True Value	Orig. Value	Calc. Result	*	Limits	Date/Time
LCS		970602Y	106.00880		100.000000		106.0	%	80-120	08/06/97 1030
CCV		970701T	102.51208		100.00		102.5	%	90-110	08/06/97 1038
CCB		970714T	0.00801						0.1	08/06/97 1044
LCD		970602Y	107.62311	106.00880	100.000000		107.6	%	80-120	08/06/97 1047
							1.5	R	20	
CCV		970701T	98.11713		100.00		98.1	%	90-110	08/06/97 1134
CCB		970714T	0.00203						0.1	08/06/97 1153
MS	972064-1	970723Z	183.14772		50.000	129.88204	106.5	%	80-120	08/06/97 1208
CCV		970701T	95.38818		100.00		95.4	%	90-110	08/06/97 1241
CCB		970714T	0.00274						0.1	08/06/97 1301
MS	972085-1	970723Z	128.98936		50.000	70.39356	117.2	%	80-120	08/06/97 1351
CCV		970806T	97.23531		100.00		97.2	%	90-110	08/06/97 1411
CCB		970714T	0.00107						0.1	08/06/97 1423
MD	972086-1		89.70187			89.40618	0.3	R	20	08/06/97 1431
CCV		970806T	99.43820		100.00		99.4	%	90-110	08/06/97 1533
CCB		970714T	0.00075						0.1	08/06/97 1557
MB		0731	-0.00227						0.1	08/06/97 1620
LCS		970602Y	107.54474		100.000000		107.5	%	80-120	08/06/97 1628
[illegible]		970806T	103.37181		100.00		103.4	%	90-110	08/06/97 1647
[illegible]		970714T	0.00378						0.1	08/06/97 1703
CCV		970806T	101.51072		100.00		101.5	%	90-110	08/06/97 1814
CCB		970714T	0.00972						0.1	08/06/97 1823
MS	972028-11	970723Z	1947.69458		50.000	1960.20727	-25.0	%	80-120	08/06/97 1831
CCV		970806T	103.71145		100.00		103.7	%	90-110	08/06/97 1859
CCB		970714T	0.01050						0.1	08/06/97 1905
CCV		970806T	101.50258		100.00		101.5	%	90-110	08/06/97 1941
CCB		970714T	0.00973						0.1	08/06/97 1952
CCV		970806T	100.91536		100.00		100.9	%	90-110	08/06/97 2031
CCB		970714T	0.00976						0.1	08/06/97 2043
CCV		970806T	102.28874		100.00		102.3	%	90-110	08/06/97 2151
CCB		970714T	-0.00189						0.1	08/06/97 2204
CCV		970806T	100.49151		100.00		100.5	%	90-110	08/06/97 2300
CCB		970714T	-0.01119						0.1	08/06/97 2316
MD	972023-14		1.86003			1.86302	0.2	R	20	08/06/97 2320
PDS	972023-15	970723Z	50.06791		50.000	1.84780	96.4	%	75-125	08/06/97 2331
CCV		970806T	98.97795		100.00		99.0	%	90-110	08/06/97 2349
CCB		970714T	-0.01737						0.1	08/06/97 2359
ISA		970708W	467.62759		500.0		93.5	%	80-120	08/07/97 0026
ISB		970708X	448.10415		500.0		89.6	%	80-120	08/07/97 0029
CCV		970806T	96.05061		100.00		96.1	%	90-110	08/07/97 0039
CCB		970714T	-0.01614						0.1	08/07/97 0046
ISB		970716WW	49.60427		50.000		99.2	%	80-120	08/07/97 0051
CCV		970806T	96.66745		100.00		96.7	%	90-110	08/07/97 0058
CCB		970714T	-0.01921						0.1	08/07/97 0103

Test Method.....: SW-846 6010A Batch.....: 24391 Analyst...: gag
Method Description.: Metals Analysis (ICAP) Units.....: mg/L
Parameter.....: Chromium (Cr)

QC	Lab ID	Reagent	QC Result	QC Result	True Value	Orig. Value	Calc. Result	*	Limits	Date/Time
		970508T	1.95719		2.00		97.9	%	90-110	08/06/97 0916

* %-% REC R-RPD A-ABS Diff. D-% Diff.

The analytical results, opinions or interpretations contained in this report are based upon information and material supplied by the client for whose exclusive and confidential use this report has been made. The analytical results, opinions or interpretations expressed represent the best judgment of Core Laboratories. Core Laboratories, however, makes no warranty or representation, express or implied, of any type, and expressly disclaims same as to the productivity, proper operations or profitableness of any oil, gas, coal or other mineral property, well or sand in connection with which such report is used or relied upon for any reason whatsoever. This report shall not be reproduced, in whole or in part, without the written approval of Core Laboratories.

CORE LABORATORIES

QUALITY CONTROL RESULTS

Job Number: 972105 Date: 08/21/97

CUSTOMER: Daniel B. Stephens & Associates PROJECT: ENRON ROSWELL/6033.2 ATTN: Bob Marley

Test Method.....: SW-846 6010A Batch.....: 24391 Analyst...: gag
Method Description.: Metals Analysis (ICAP) Units.....: mg/L
Parameter.....: Chromium (Cr)

QC	Lab ID	Reagent	QC Result	QC Result	True Value	Orig. Value	Calc. Result	*	Limits	Date/Time
ICB		970714T	-0.00077						0.005	08/06/97 0929
ISB		970708X	0.45613		0.5000		91.2	%	80-120	08/06/97 0935
ISA		970716W	48.33296		50.000000		96.7	%	80-120	08/06/97 0939
ISB		970716WW	44.61563		51.00		87.5	%	80-120	08/06/97 0943
MB		0805	0.00084						0.005	08/06/97 1002
MB		0805	0.00021						0.005	08/06/97 1007
LCS		970709H	1.01106		1.00		101.1	%	80-120	08/06/97 1010
LCD		970709H	1.03327	1.01106	1.00		103.3	%	80-120	08/06/97 1015
							2.2	R	20	
CCV		970716T	2.40057		2.5		96.0	%	90-110	08/06/97 1041
CCB		970714T	-0.00056						0.005	08/06/97 1044
MS	972090-1	970723Z	1.01141		1.000	0.00037	101.1	%	80-120	08/06/97 1056
MD	972090-1		0.00037			0.00037	0.00000	A	0.00500	08/06/97 1059
CCV		970716T	2.43382		2.5		97.4	%	90-110	08/06/97 1135
CCB		970714T	0.00104						0.005	08/06/97 1153
MS	972064-1	970723Z	0.94917		1.000	0.00278	94.6	%	80-120	08/06/97 1208
CCV		970716T	2.45481		2.5		98.2	%	90-110	08/06/97 1245
CCB		970714T	0.00043						0.005	08/06/97 1301
	972085-1	970723Z	1.05178		1.000	0.00170	105.0	%	80-120	08/06/97 1351
		970716T	2.41292		2.5		96.5	%	90-110	08/06/97 1414
CCB		970714T	0.00010						0.005	08/06/97 1423
MD	972086-1		0.00155			0.00077	0.00078	A	0.00500	08/06/97 1431
CCV		970716T	2.43834		2.5		97.5	%	90-110	08/06/97 1538
CCB		970714T	-0.00018						0.005	08/06/97 1557
MB		0731	-0.00006						0.005	08/06/97 1620
LCS		970709H	1.00287		1.00		100.3	%	80-120	08/06/97 1623
CCV		970716T	2.42336		2.5		96.9	%	90-110	08/06/97 1652
CCB		970714T	-0.00090						0.005	08/06/97 1703
CCV		970716T	2.46280		2.5		98.5	%	90-110	08/06/97 1817
CCB		970714T	-0.00084						0.005	08/06/97 1823
MS	972028-11	970723Z	0.85429		1.000	-0.00026	85.5	%	80-120	08/06/97 1831
CCV		970716T	2.43816		2.5		97.5	%	90-110	08/06/97 1901
CCB		970714T	-0.00018						0.005	08/06/97 1905
CCV		970716T	2.38016		2.5		95.2	%	90-110	08/06/97 1948
CCB		970714T	-0.00011						0.005	08/06/97 1952
CCV		970716T	2.37589		2.5		95.0	%	90-110	08/06/97 2035
CCB		970714T	0.00000						0.005	08/06/97 2043
CCV		970716T	2.41063		2.5		96.4	%	90-110	08/06/97 2152
CCB		970714T	-0.00010						0.005	08/06/97 2204
CCV		970716T	2.41154		2.5		96.5	%	90-110	08/06/97 2309
CCB		970714T	0.00053						0.005	08/06/97 2316
MD	972023-14		0.01568			0.01562	0.00006	A	0.00500	08/06/97 2320
PDS	972023-15	970723Z	0.91378		1.000	0.01618	89.8	%	75-125	08/06/97 2331
CCV		970716T	2.39566		2.5		95.8	%	90-110	08/06/97 2354
CCB		970714T	0.00032						0.005	08/06/97 2359
ISB		970708X	0.44103		0.5000		88.2	%	80-120	08/07/97 0029
CCV		970716T	2.34690		2.5		93.9	%	90-110	08/07/97 0040
CCB		970714T	-0.00085						0.005	08/07/97 0046
ISA		970716W	46.89559		50.000000		93.8	%	80-120	08/07/97 0049
ISB		970716WW	43.07633		51.00		84.5	%	80-120	08/07/97 0051
CCV		970716T	2.32762		2.5		93.1	%	90-110	08/07/97 0100
CCB		970714T	-0.00032						0.005	08/07/97 0103

* %-% REC R-RPD A-ABS Diff. D-% Diff.

The analytical results, opinions or interpretations contained in this report are based upon information and material supplied by the client for whose exclusive and confidential use this report has been made. The analytical results, opinions or interpretations expressed represent the best judgment of Core Laboratories. Core Laboratories, however, makes no warranty or representation, express or implied, of any type, and expressly disclaims same as to the productivity, proper operations or profitableness of any oil, gas, coal or other mineral, property, well or sand in connection with which such report is used or relied upon for any reason whatsoever. This report shall not be reproduced, in whole or in part, without the written approval of Core Laboratories.

CORE LABORATORIES

QUALITY CONTROL RESULTS

Job Number: 972105 Date: 08/21/97

CUSTOMER: Daniel B. Stephens & Associates PROJECT: ENRON ROSWELL/6033.2 ATTN: Bob Marley

Test Method.....: SW-846 6010A Batch.....: 24391 Analyst...: gag
Method Description.: Metals Analysis (ICAP) Units.....: mg/L
Parameter.....: Copper (Cu)

QC	Lab ID	Reagent	QC Result	QC Result	True Value	Orig. Value	Calc. Result	*	Limits	Date/Time
ICV		970508T	1.87565		2.00		93.8	%	90-110	08/06/97 0916
ICB		970714T	-0.00074						0.005	08/06/97 0929
ISB		970708X	0.46561		0.5000		93.1	%	80-120	08/06/97 0935
ISA		970716W	47.17759		50.000000		94.4	%	80-120	08/06/97 0939
ISB		970716WW	43.89344		51.00		86.1	%	80-120	08/06/97 0943
MB		0805	0.00027						0.005	08/06/97 1002
MB		0805	0.00023						0.005	08/06/97 1007
LCS		970709H	0.98760		1.000		98.8	%	80-120	08/06/97 1010
LCD		970709H	1.00711	0.98760	1.000		100.7	%	80-120	08/06/97 1015
							2.0	R	20	
CCV		970716T	2.34165		2.5		93.7	%	90-110	08/06/97 1041
CCB		970714T	-0.00038						0.005	08/06/97 1044
MS	972090-1	970723Z	0.88307		1.000	0.03193	85.1	%	80-120	08/06/97 1056
MD	972090-1		0.02882			0.03193	10.2	R	20	08/06/97 1059
CCV		970716T	2.45816		2.5		98.3	%	90-110	08/06/97 1135
CCB		970714T	0.00027						0.005	08/06/97 1153
MS	972064-1	970723Z	0.94275		1.000	0.02367	91.9	%	80-120	08/06/97 1208
CCV		970716T	2.47597		2.5		99.0	%	90-110	08/06/97 1245
		970714T	0.00048						0.005	08/06/97 1301
	972085-1	970723Z	0.86554		1.000	0.00380	86.2	%	80-120	08/06/97 1351
CCV		970716T	2.49841		2.5		99.9	%	90-110	08/06/97 1414
CCB		970714T	0.00008						0.005	08/06/97 1423
MD	972086-1		0.03731			0.03735	0.1	R	20	08/06/97 1431
CCV		970716T	2.44783		2.5		97.9	%	90-110	08/06/97 1538
CCB		970714T	-0.00052						0.005	08/06/97 1557
MB		0731	-0.00066						0.005	08/06/97 1620
LCS		970709H	1.00775		1.000		100.8	%	80-120	08/06/97 1623
CCV		970716T	2.44174		2.5		97.7	%	90-110	08/06/97 1652
CCB		970714T	-0.00096						0.005	08/06/97 1703
CCV		970716T	2.42071		2.5		96.8	%	90-110	08/06/97 1817
CCB		970714T	-0.00020						0.005	08/06/97 1823
MS	972028-11	970723Z	0.93843		1.000	0.00874	93.0	%	80-120	08/06/97 1831
CCV		970716T	2.41472		2.5		96.6	%	90-110	08/06/97 1901
CCB		970714T	0.00064						0.005	08/06/97 1905
CCV		970716T	2.36816		2.5		94.7	%	90-110	08/06/97 1948
CCB		970714T	0.00066						0.005	08/06/97 1952
CCV		970716T	2.36379		2.5		94.6	%	90-110	08/06/97 2035
CCB		970714T	0.00076						0.005	08/06/97 2043
CCV		970716T	2.45969		2.5		98.4	%	90-110	08/06/97 2152
CCB		970714T	0.00004						0.005	08/06/97 2204
CCV		970716T	2.51462		2.5		100.6	%	90-110	08/06/97 2309
CCB		970714T	0.00057						0.005	08/06/97 2316
MD	972023-14		2.66539			2.67633	0.4	R	20	08/06/97 2320
PDS	972023-15	970723Z	1.43434		1.000	0.57552	85.9	%	75-125	08/06/97 2340
CCV		970716T	2.49352		2.5		99.7	%	90-110	08/06/97 2354
CCB		970714T	0.00004						0.005	08/06/97 2359
ISB		970708X	0.46192		0.5000		92.4	%	80-120	08/07/97 0029
CCV		970716T	2.46100		2.5		98.4	%	90-110	08/07/97 0040
CCB		970714T	0.00035						0.005	08/07/97 0046
ISA		970716W	49.07968		50.000000		98.2	%	80-120	08/07/97 0049
ISB		970716WW	44.00522		51.00		86.3	%	80-120	08/07/97 0051
CCV		970716T	2.44361		2.5		97.7	%	90-110	08/07/97 0100
		970714T	-0.00093						0.005	08/07/97 0103

* %-% REC R-RPD A-ABS Diff. D-% Diff.

The analytical results, opinions or interpretations contained in this report are based upon information and material supplied by the client for whose exclusive and confidential use this report has been made. The analytical results, opinions or interpretations expressed represent the best judgment of Core Laboratories. Core Laboratories, however, makes no warranty or representation, express or implied, of any type, and expressly disclaims same as to the productivity, proper operations or profitableness of any oil, gas, coal or other mineral property, well or sand in connection with which such report is used or relied upon for any reason whatsoever. This report shall not be reproduced, in whole or in part, without the written approval of Core Laboratories.

CORE LABORATORIES

QUALITY CONTROL RESULTS

Job Number: 972105 Date: 08/21/97

CUSTOMER: Daniel B. Stephens & Associates PROJECT: ENRON ROSWELL/6033.2 ATTN: Bob Marley

Test Method.....: SW-846 6010A Batch.....: 24391 Analyst...: gag
Method Description.: Metals Analysis (ICAP) Units.....: mg/L
Parameter.....: Iron (Fe)

QC	Lab ID	Reagent	QC Result	QC Result	True Value	Orig. Value	Calc. Result	*	Limits	Date/Time
ICV		970508T	2.10069		2.00		105.0	%	90-110	08/06/97 0916
ICB		970714T	0.00329						0.03	08/06/97 0929
ISA		970708W	84.46662		100		84.5	%	80-120	08/06/97 0932
ISB		970708X	81.44705		100		81.4	%	80-120	08/06/97 0935
ISB		970716WW	1.92628		2.0000		96.3	%	80-120	08/06/97 0943
MB		0805	0.00739						0.03	08/06/97 1002
MB		0805	0.01966						0.03	08/06/97 1007
LCS		970709H	1.10186		1.0000		110.2	%	80-120	08/06/97 1010
LCD		970709H	1.10079	1.10186	1.0000		110.1	%	80-120	08/06/97 1015
							0.1	R	20	
CCV		970716T	4.93109		5.0		98.6	%	90-110	08/06/97 1041
CCB		970714T	0.00901						0.03	08/06/97 1044
MS	972090-1	970723Z	2.39911		2.0000	0.39410	100.3	%	80-120	08/06/97 1056
MD	972090-1		0.43714			0.39410	10.4	R	20	08/06/97 1059
CCV		970716T	5.01929		5.0		100.4	%	90-110	08/06/97 1135
CCB		970714T	0.00567						0.03	08/06/97 1153
MS	972064-1	970723Z	1.93085		2.0000	-0.00668	96.9	%	80-120	08/06/97 1208
CCV		970716T	5.03911		5.0		100.8	%	90-110	08/06/97 1245
B		970714T	-0.00854						0.03	08/06/97 1301
	972085-1	970723Z	2.16358		2.0000	-0.00074	108.2	%	80-120	08/06/97 1351
CCV		970716T	4.99533		5.0		99.9	%	90-110	08/06/97 1414
CCB		970714T	-0.00118						0.03	08/06/97 1423
MD	972086-1		0.01870			0.00618	0.01252	A	0.03000	08/06/97 1431
CCV		970716T	5.01716		5.0		100.3	%	90-110	08/06/97 1538
CCB		970714T	-0.00765						0.03	08/06/97 1557
MB		0731	-0.00277						0.03	08/06/97 1620
LCS		970709H	1.11833		1.0000		111.8	%	80-120	08/06/97 1623
CCV		970716T	5.00530		5.0		100.1	%	90-110	08/06/97 1652
CCB		970714T	-0.01113						0.03	08/06/97 1703
CCV		970716T	5.09835		5.0		102.0	%	90-110	08/06/97 1817
CCB		970714T	-0.01113						0.03	08/06/97 1823
MS	972028-11	970723Z	1.78694		2.0000	0.07223	85.7	%	80-120	08/06/97 1831
CCV		970716T	5.01369		5.0		100.3	%	90-110	08/06/97 1901
CCB		970714T	-0.00835						0.03	08/06/97 1905
CCV		970716T	4.88329		5.0		97.7	%	90-110	08/06/97 1948
CCB		970714T	-0.00069						0.03	08/06/97 1952
CCV		970716T	4.88328		5.0		97.7	%	90-110	08/06/97 2035
CCB		970714T	-0.00766						0.03	08/06/97 2043
CCV		970716T	4.96671		5.0		99.3	%	90-110	08/06/97 2152
CCB		970714T	-0.00919						0.03	08/06/97 2204
CCV		970716T	4.94201		5.0		98.8	%	90-110	08/06/97 2309
CCB		970714T	0.00061						0.03	08/06/97 2316
MD	972023-14		0.35657			0.38369	7.3	R	20	08/06/97 2320
PDS	972023-15	970723Z	2.42569		2.0000	0.69730	86.4	%	75-125	08/06/97 2331
CCV		970716T	4.90971		5.0		98.2	%	90-110	08/06/97 2354
CCB		970714T	-0.00858						0.03	08/06/97 2359
ISA		970708W	82.51493		100		82.5	%	80-120	08/07/97 0026
ISB		970708X	82.45977		100		82.5	%	80-120	08/07/97 0029
CCV		970716T	5.18013		5.0		103.6	%	90-110	08/07/97 0040
CCB		970714T	-0.00728						0.03	08/07/97 0046
ISB		970716WW	2.06058		2.0000		103.0	%	80-120	08/07/97 0051
CCV		970716T	5.17240		5.0		103.4	%	90-110	08/07/97 0100
B		970714T	-0.01323						0.03	08/07/97 0103

* %-% REC R-RPD A-ABS Diff. D-% Diff.

The analytical results, opinions or interpretations contained in this report are based upon information and material supplied by the client for whose exclusive and confidential use this report has been made. The analytical results, opinions or interpretations expressed represent the best judgment of Core Laboratories. Core Laboratories, however, makes no warranty or representation, express or implied, of any type, and expressly disclaims same as to the productivity, proper operations or profitableness of any oil, gas, coal or other mineral property, well or sand in connection with which such report is used or relied upon for any reason whatsoever. This report shall not be reproduced, in whole or in part, without the written approval of Core Laboratories.

CORE LABORATORIES

QUALITY CONTROL RESULTS

Job Number: 972105 Date: 08/21/97

CUSTOMER: Daniel B. Stephens & Associates PROJECT: ENRON ROSWELL/6033.2 ATTN: Bob Marley

Test Method.....: SW-846 6010A Batch.....: 24391 Analyst...: gag
Method Description.: Metals Analysis (ICAP) Units.....: mg/L
Parameter.....: Magnesium (Mg)

QC	Lab ID	Reagent	QC Result	QC Result	True Value	Orig. Value	Calc. Result	*	Limits	Date/Time
ICV		970410Z	104.26173		100.0		104.3	%	90-110	08/06/97 0924
ICB		970714T	0.03024						0.1	08/06/97 0929
ISA		970708W	502.50585		500		100.5	%	80-120	08/06/97 0932
ISB		970708X	484.45336		500.0		96.9	%	80-120	08/06/97 0935
ISB		970716WW	50.43395		50.000		100.9	%	80-120	08/06/97 0943
MB		0805	0.02232						0.1	08/06/97 1002
MB		0805	0.02807						0.1	08/06/97 1007
LCS		970602Y	103.11963		100.000000		103.1	%	80-120	08/06/97 1030
CCV		970701T	100.49340		100.00		100.5	%	90-110	08/06/97 1038
CCB		970714T	0.03312						0.1	08/06/97 1044
LCD		970602Y	104.68299	103.11963	100.000000		104.7	%	80-120	08/06/97 1047
							1.5	R	20	
MS	972090-1	970723Z	65.42084		50.000	9.10470	112.6	%	80-120	08/06/97 1056
MD	972090-1		10.07541			9.10470	10.1	R	20	08/06/97 1059
CCV		970701T	99.31323		100.00		99.3	%	90-110	08/06/97 1134
CCB		970714T	0.01018						0.1	08/06/97 1153
MS	972064-1	970723Z	55.28010		50.000	5.17959	100.2	%	80-120	08/06/97 1208
CCV		970701T	95.58097		100.00		95.6	%	90-110	08/06/97 1241
		970714T	0.01302						0.1	08/06/97 1301
	972085-1	970723Z	80.63557		50.000	20.05805	121.2	%	80-120	08/06/97 1351
PDS	972085-1	970723Z	74.66911		50.000	20.05805	109.2	%	75-125	08/06/97 1357
CCV		970806T	99.66685		100.00		99.7	%	90-110	08/06/97 1411
CCB		970714T	-0.00132						0.1	08/06/97 1423
MD	972086-1		17.84651			17.80131	0.3	R	20	08/06/97 1431
CCV		970806T	97.42211		100.00		97.4	%	90-110	08/06/97 1533
CCB		970714T	0.00061						0.1	08/06/97 1557
MB		0731	0.00553						0.1	08/06/97 1620
LCS		970602Y	105.39195		100.000000		105.4	%	80-120	08/06/97 1628
CCV		970806T	101.70626		100.00		101.7	%	90-110	08/06/97 1647
CCB		970714T	0.00431						0.1	08/06/97 1703
CCV		970806T	100.07774		100.00		100.1	%	90-110	08/06/97 1814
CCB		970714T	0.01661						0.1	08/06/97 1823
MS	972028-11	970723Z	60.32475		50.000	15.41712	89.8	%	80-120	08/06/97 1831
CCV		970806T	102.19827		100.00		102.2	%	90-110	08/06/97 1859
CCB		970714T	0.01537						0.1	08/06/97 1905
CCV		970806T	99.86126		100.00		99.9	%	90-110	08/06/97 1941
CCB		970714T	0.01783						0.1	08/06/97 1952
CCV		970806T	99.29116		100.00		99.3	%	90-110	08/06/97 2031
CCB		970714T	0.01353						0.1	08/06/97 2043
CCV		970806T	103.36843		100.00		103.4	%	90-110	08/06/97 2151
CCB		970714T	-0.00356						0.1	08/06/97 2204
CCV		970806T	101.41217		100.00		101.4	%	90-110	08/06/97 2300
CCB		970714T	0.00458						0.1	08/06/97 2316
MD	972023-14		0.13724			0.13672	0.00052	A	0.10000	08/06/97 2320
PDS	972023-15	970723Z	48.03793		50.000	0.12693	95.8	%	75-125	08/06/97 2331
CCV		970806T	99.32949		100.00		99.3	%	90-110	08/06/97 2349
CCB		970714T	-0.01272						0.1	08/06/97 2359
ISA		970708W	473.01916		500		94.6	%	80-120	08/07/97 0026
ISB		970708X	453.79083		500.0		90.8	%	80-120	08/07/97 0029
CCV		970806T	96.12205		100.00		96.1	%	90-110	08/07/97 0039
CCB		970714T	-0.01526						0.1	08/07/97 0046
ISB		970716WW	50.00473		50.000		100.0	%	80-120	08/07/97 0051
		970806T	96.57049		100.00		96.6	%	90-110	08/07/97 0058

* %-% REC R-RPD A-ABS Diff. D-% Diff.

The analytical results, opinions or interpretations contained in this report are based upon information and material supplied by the client for whose exclusive and confidential use this report has been made. The analytical results, opinions or interpretations expressed represent the best judgment of Core Laboratories. Core Laboratories, however, makes no warranty or representation, express or implied, of any type, and expressly disclaims same as to the productivity, proper operations or profitableness of any oil, gas, coal or other mineral, property, well or sand in connection with which such report is used or relied upon for any reason whatsoever. This report shall not be reproduced, in whole or in part, without the written approval of Core Laboratories.

CORE LABORATORIES

QUALITY CONTROL RESULTS

Job Number: 972105 Date: 08/21/97

CUSTOMER: Daniel B. Stephens & Associates PROJECT: ENRON ROSWELL/6033.2 ATTN: Bob Marley

Test Method.....: SW-846 6010A Batch.....: 24391 Analyst...: gag
Method Description.: Metals Analysis (ICAP) Units.....: mg/L
Parameter.....: Magnesium (Mg)

QC	Lab ID	Reagent	QC Result	QC Result	True Value	Orig. Value	Calc. Result	*	Limits	Date/Time
CCB		970714T	-0.02850						0.1	08/07/97 0103

Test Method.....: SW-846 6010A Batch.....: 24391 Analyst...: gag
Method Description.: Metals Analysis (ICAP) Units.....: mg/L
Parameter.....: Manganese (Mn)

QC	Lab ID	Reagent	QC Result	QC Result	True Value	Orig. Value	Calc. Result	*	Limits	Date/Time
ICV		970508T	1.99804		2.00		99.9	%	90-110	08/06/97 0916
ICB		970714T	-0.00004						0.001	08/06/97 0929
ISB		970708X	0.44438		0.5000		88.9	%	80-120	08/06/97 0935
ISA		970716W	44.57181		50.000000		89.1	%	80-120	08/06/97 0939
ISB		970716WW	41.96192		51.00		82.3	%	80-120	08/06/97 0943
MB		0805	-0.00004						0.001	08/06/97 1002
MB		0805	0.00004						0.001	08/06/97 1007
LCS		970709H	1.03213		1.00		103.2	%	80-120	08/06/97 1010
LCD		970709H	1.05530	1.03213	1.00		105.5	%	80-120	08/06/97 1015
							2.2	R	20	
		970716T	4.84733		5.0		96.9	%	90-110	08/06/97 1041
CCB		970714T	-0.00009						0.001	08/06/97 1044
MS	972090-1	970723Z	1.75214		1.000	0.73178	102.0	%	80-120	08/06/97 1056
MD	972090-1		0.74427			0.73178	1.7	R	20	08/06/97 1059
CCV		970716T	4.90083		5.0		98.0	%	90-110	08/06/97 1135
CCB		970714T	0.00012						0.001	08/06/97 1153
MS	972064-1	970723Z	1.17386		1.000	0.20480	96.9	%	80-120	08/06/97 1208
CCV		970716T	4.92107		5.0		98.4	%	90-110	08/06/97 1245
CCB		970714T	0.00003						0.001	08/06/97 1301
MS	972085-1	970723Z	1.04885		1.000	0.01135	103.8	%	80-120	08/06/97 1351
CCV		970716T	4.91099		5.0		98.2	%	90-110	08/06/97 1414
CCB		970714T	0.00021						0.001	08/06/97 1423
MD	972086-1		0.03673			0.03645	0.8	R	20	08/06/97 1431
CCV		970716T	4.91582		5.0		98.3	%	90-110	08/06/97 1538
CCB		970714T	-0.00004						0.001	08/06/97 1557
MB		0731	0.00011						0.001	08/06/97 1620
LCS		970709H	1.01981		1.00		102.0	%	80-120	08/06/97 1623
CCV		970716T	4.89764		5.0		98.0	%	90-110	08/06/97 1652
CCB		970714T	-0.00032						0.001	08/06/97 1703
CCV		970716T	4.94998		5.0		99.0	%	90-110	08/06/97 1817
CCB		970714T	-0.00020						0.001	08/06/97 1823
MS	972028-11	970723Z	2.14817		1.000	1.30058	84.8	%	80-120	08/06/97 1831
CCV		970716T	4.89448		5.0		97.9	%	90-110	08/06/97 1901
CCB		970714T	-0.00016						0.001	08/06/97 1905
CCV		970716T	4.78444		5.0		95.7	%	90-110	08/06/97 1948
CCB		970714T	-0.00020						0.001	08/06/97 1952
CCV		970716T	4.77082		5.0		95.4	%	90-110	08/06/97 2035
CCB		970714T	-0.00016						0.001	08/06/97 2043
CCV		970716T	4.86001		5.0		97.2	%	90-110	08/06/97 2152
CCB		970714T	-0.00018						0.001	08/06/97 2204
CCV		970716T	4.85066		5.0		97.0	%	90-110	08/06/97 2309
CCB		970714T	0.00010						0.001	08/06/97 2316
MD	972023-14		0.00301			0.00298	0.00003	A	0.00100	08/06/97 2320
	972023-15	970723Z	0.92012		1.000	0.00495	91.5	%	75-125	08/06/97 2331

* %-% REC R-RPD A-ABS Diff. D-% Diff.

The analytical results, opinions or interpretations contained in this report are based upon information and material supplied by the client for whose exclusive and confidential use this report has been made. The analytical results, opinions or interpretations expressed represent the best judgment of Core Laboratories. Core Laboratories, however, makes no warranty or representation, express or implied, of any type, and expressly disclaims same as to the productivity, proper operations or profitableness of any oil, gas, coal or other mineral, property, well or sand in connection with which such report is used or relied upon for any reason whatsoever. This report shall not be reproduced, in whole or in part, without the written approval of Core Laboratories.

CORE LABORATORIES

QUALITY CONTROL RESULTS

Job Number: 972105 Date: 08/21/97

CUSTOMER: Daniel B. Stephens & Associates PROJECT: ENRON ROSWELL/6033.2 ATTN: Bob Marley

Test Method.....: SW-846 6010A Batch.....: 24391 Analyst...: gag
Method Description.: Metals Analysis (ICAP) Units.....: mg/L
Parameter.....: Manganese (Mn)

QC	Lab ID	Reagent	QC Result	QC Result	True Value	Orig. Value	Calc. Result	*	Limits	Date/Time
CCV		970716T	4.83364		5.0		96.7	%	90-110	08/06/97 2354
CCB		970714T	0.00007						0.001	08/06/97 2359
ISB		970708X	0.42711		0.5000		85.4	%	80-120	08/07/97 0029
CCV		970716T	4.74701		5.0		94.9	%	90-110	08/07/97 0040
CCB		970714T	-0.00018						0.001	08/07/97 0046
ISA		970716W	43.96248		50.000000		87.9	%	80-120	08/07/97 0049
ISB		970716WW	40.82717		51.00		80.1	%	80-120	08/07/97 0051
CCV		970716T	4.77055		5.0		95.4	%	90-110	08/07/97 0100
CCB		970714T	-0.00010						0.001	08/07/97 0103

Test Method.....: SW-846 6010A Batch.....: 24391 Analyst...: gag
Method Description.: Metals Analysis (ICAP) Units.....: mg/L
Parameter.....: Potassium (K)

QC	Lab ID	Reagent	QC Result	QC Result	True Value	Orig. Value	Calc. Result	*	Limits	Date/Time
CCV		970410Z	54.74803		50.00		109.5	%	90-110	08/06/97 0924
		970714T	-0.02428						0.3	08/06/97 0929
ISB		970708X	10.98780		10.000		109.9	%	80-120	08/06/97 0935
ISB		970716WW	47.86333		50.000		95.7	%	80-120	08/06/97 0943
MB		0805	0.00452						0.3	08/06/97 1002
MB		0805	-0.01550						0.3	08/06/97 1007
LCS		970602Y	49.64505		50.000000		99.3	%	80-120	08/06/97 1030
CCV		970701T	98.51704		100.00		98.5	%	90-110	08/06/97 1038
CCB		970714T	-0.03836						0.3	08/06/97 1044
LCD		970602Y	59.49316	49.64505	50.000000		119.0	%	80-120	08/06/97 1047
							18.0	R	20	
MD	972090-1		22.31513			22.44076	0.6	R	20	08/06/97 1059
CCV		970701T	99.23779		100.00		99.2	%	90-110	08/06/97 1134
CCB		970714T	0.02994						0.3	08/06/97 1153
MS	972064-1	970723Z	48.47516		50.000	2.20369	92.5	%	80-120	08/06/97 1208
CCV		970701T	94.97951		100.00		95.0	%	90-110	08/06/97 1241
CCB		970714T	0.01951						0.3	08/06/97 1301
MS	972085-1	970723Z	95.35496		50.000	6.06932	178.6	%	80-120	08/06/97 1351
PDS	972085-1	970723Z	48.37132		50.000	6.06932	84.6	%	75-125	08/06/97 1357
CCV		970806T	90.89701		100.00		90.9	%	90-110	08/06/97 1411
CCB		970714T	0.01290						0.3	08/06/97 1423
MD	972086-1		4.02043			3.90425	2.9	R	20	08/06/97 1431
CCV		970806T	99.23498		100.00		99.2	%	90-110	08/06/97 1533
CCB		970714T	0.02041						0.3	08/06/97 1557
MB		0731	-0.01054						0.3	08/06/97 1620
LCS		970602Y	50.94184		50.000000		101.9	%	80-120	08/06/97 1628
CCV		970806T	98.55484		100.00		98.6	%	90-110	08/06/97 1647
CCB		970714T	-0.00210						0.3	08/06/97 1703
CCV		970806T	97.98030		100.00		98.0	%	90-110	08/06/97 1814
CCB		970714T	-0.00498						0.3	08/06/97 1823
MS	972028-11	970723Z	67.26147		50.000	2.69991	129.1	%	80-120	08/06/97 1831
CCV		970806T	98.58079		100.00		98.6	%	90-110	08/06/97 1859
CCB		970714T	0.01522						0.3	08/06/97 1905
CCV		970806T	96.59762		100.00		96.6	%	90-110	08/06/97 1941
		970714T	-0.01392						0.3	08/06/97 1952
		970806T	96.57646		100.00		96.6	%	90-110	08/06/97 2031

* %-% REC R-RPD A-ABS Diff. D-% Diff.

The analytical results, opinions or interpretations contained in this report are based upon information and material supplied by the client for whose exclusive and confidential use this report has been made. The analytical results, opinions or interpretations expressed represent the best judgment of Core Laboratories. Core Laboratories, however, makes no warranty or representation, express or implied, of any type, and expressly disclaims same as to the productivity, proper operations or profitableness of any oil, gas, coal or other mineral property, well or sand in connection with which such report is used or relied upon for any reason whatsoever. This report shall not be reproduced, in whole or in part, without the written approval of Core Laboratories.

CORE LABORATORIES

QUALITY CONTROL RESULTS

Job Number: 972105 Date: 08/21/97

CUSTOMER: Daniel B. Stephens & Associates PROJECT: ENRON ROSWELL/6033.2 ATTN: Bob Marley

Test Method.....: SW-846 6010A Batch.....: 24391 Analyst...: gag
Method Description.: Metals Analysis (ICAP) Units.....: mg/L
Parameter.....: Potassium (K)

QC	Lab ID	Reagent	QC Result	QC Result	True Value	Orig. Value	Calc. Result	*	Limits	Date/Time
CCB		970714T	0.00590						0.3	08/06/97 2043
CCV		970806T	100.22545		100.00		100.2	%	90-110	08/06/97 2151
CCB		970714T	0.00302						0.3	08/06/97 2204
CCV		970806T	98.56908		100.00		98.6	%	90-110	08/06/97 2300
CCB		970714T	0.00811						0.3	08/06/97 2316
MD	972023-14		53.71199			54.18676	0.9	R	20	08/06/97 2320
PDS	972023-15	970723Z	107.46364		50.000	53.33604	108.3	%	75-125	08/06/97 2331
CCV		970806T	95.59857		100.00		95.6	%	90-110	08/06/97 2349
CCB		970714T	0.02321						0.3	08/06/97 2359
ISB		970708X	10.72476		10.000		107.2	%	80-120	08/07/97 0029
CCV		970806T	99.59944		100.00		99.6	%	90-110	08/07/97 0039
CCB		970714T	0.00974						0.3	08/07/97 0046
ISB		970716WW	57.07815		50.000		114.2	%	80-120	08/07/97 0051
CCV		970806T	100.56519		100.00		100.6	%	90-110	08/07/97 0058
CCB		970714T	-0.00697						0.3	08/07/97 0103

Test Method.....: SW-846 6010A Batch.....: 24391 Analyst...: gag
ethod Description.: Metals Analysis (ICAP) Units.....: mg/L
Parameter.....: Silver (Ag)

QC	Lab ID	Reagent	QC Result	QC Result	True Value	Orig. Value	Calc. Result	*	Limits	Date/Time
ICV		970428T	0.97048		1.00		97.0	%	90-110	08/06/97 0921
ICB		970714T	-0.00087						0.005	08/06/97 0929
ISB		970708X	0.86323		1.000		86.3	%	80-120	08/06/97 0935
ISB		970716WW	0.96766		1.000		96.8	%	80-120	08/06/97 0943
MB		0805	0.00003						0.005	08/06/97 1002
MB		0805	-0.00029						0.005	08/06/97 1007
LCS		970709H	0.97789		1.00		97.8	%	80-120	08/06/97 1010
LCD		970709H	0.99612	0.97789	1.00		99.6	%	80-120	08/06/97 1015
							1.8	R	20	
CCV		970701T	2.40020		2.500		96.0	%	90-110	08/06/97 1038
CCB		970714T	-0.00073						0.005	08/06/97 1044
MS	972090-1	970723Z	0.97499		1.000	0.00639	96.9	%	80-120	08/06/97 1056
MD	972090-1		0.00583			0.00639	0.00056	A	0.00500	08/06/97 1059
CCV		970701T	2.44372		2.500		97.7	%	90-110	08/06/97 1134
CCB		970714T	0.00459						0.005	08/06/97 1153
MS	972064-1	970723Z	0.93217		1.000	0.00104	93.1	%	80-120	08/06/97 1208
CCV		970701T	2.42791		2.500		97.1	%	90-110	08/06/97 1241
CCB		970714T	-0.00025						0.005	08/06/97 1301
MS	972085-1	970723Z	0.91637		1.000	-0.00026	91.7	%	80-120	08/06/97 1351
CCV		970806T	2.42080		2.500		96.8	%	90-110	08/06/97 1411
CCB		970714T	0.00054						0.005	08/06/97 1423
MD	972086-1		0.00020			-0.00065	0.00085	A	0.00500	08/06/97 1431
CCV		970806T	2.43634		2.500		97.5	%	90-110	08/06/97 1533
CCB		970714T	0.00042						0.005	08/06/97 1557
MB		0731	-0.00033						0.005	08/06/97 1620
LCS		970709H	0.96241		1.00		96.2	%	80-120	08/06/97 1623
CCV		970806T	2.37951		2.500		95.2	%	90-110	08/06/97 1647
CCB		970714T	-0.00113						0.005	08/06/97 1703
CCV		970806T	2.45493		2.500		98.2	%	90-110	08/06/97 1814
		970714T	-0.00189						0.005	08/06/97 1823

* %-% REC R-RPD A-ABS Diff. D-% Diff.

The analytical results, opinions or interpretations contained in this report are based upon information and material supplied by the client for whose exclusive and confidential use this report has been made. The analytical results, opinions or interpretations expressed represent the best judgment of Core Laboratories. Core Laboratories, however, makes no warranty or representation, express or implied, of any type, and expressly disclaims same as to the productivity, proper operations or profitabilities of any oil, gas, coal or other mineral property, well or sand in connection with which such report is used or relied upon for any reason whatsoever. This report shall not be reproduced, in whole or in part, without the written approval of Core Laboratories.

CORE LABORATORIES

QUALITY CONTROL RESULTS

Job Number: 972105 Date: 08/21/97

CUSTOMER: Daniel B. Stephens & Associates PROJECT: ENRON ROSWELL/6033.2 ATTN: Bob Marley

Test Method.....: SW-846 6010A Batch.....: 24391 Analyst...: gag
Method Description.: Metals Analysis (ICAP) Units.....: mg/L
Parameter.....: Silver (Ag)

QC	Lab ID	Reagent	QC Result	QC Result	True Value	Orig. Value	Calc. Result	*	Limits	Date/Time
MS	972028-11	970723Z	1.01582		1.000	0.00615	101.0	%	80-120	08/06/97 1831
CCV		970806T	2.47655		2.500		99.1	%	90-110	08/06/97 1859
CCB		970714T	-0.00043						0.005	08/06/97 1905
CCV		970806T	2.44188		2.500		97.7	%	90-110	08/06/97 1941
CCB		970714T	-0.00080						0.005	08/06/97 1952
CCV		970806T	2.42845		2.500		97.1	%	90-110	08/06/97 2031
CCB		970714T	0.00037						0.005	08/06/97 2043
MB		0804	-0.00035						0.005	08/06/97 2047
LCS		970709H	1.01109		1.00		101.1	%	80-120	08/06/97 2054
MS	972084-1	970723Z	0.98169		1.000	0.00140	98.0	%	80-120	08/06/97 2123
MD	972084-1		0.00095			0.00140	0.00045	A	0.00500	08/06/97 2126
CCV		970806T	2.42042		2.500		96.8	%	90-110	08/06/97 2151
CCB		970714T	-0.00046						0.005	08/06/97 2204
CCV		970806T	2.41663		2.500		96.7	%	90-110	08/06/97 2300
CCB		970714T	-0.00023						0.005	08/06/97 2316
MD	972023-14		0.17048			0.16985	0.4	R	20	08/06/97 2320
PDS	972023-15	970723Z	0.97117		1.000	0.09769	87.3	%	75-125	08/06/97 2331
CCV		970806T	2.42606		2.500		97.0	%	90-110	08/06/97 2349
		970714T	0.00093						0.005	08/06/97 2359
ICB		970708X	0.89130		1.000		89.1	%	80-120	08/07/97 0029
CCV		970806T	2.42801		2.500		97.1	%	90-110	08/07/97 0039
CCB		970714T	-0.00082						0.005	08/07/97 0046
ISB		970716WW	0.97383		1.000		97.4	%	80-120	08/07/97 0051
CCV		970806T	2.45239		2.500		98.1	%	90-110	08/07/97 0058
CCB		970714T	-0.00059						0.005	08/07/97 0103

Test Method.....: SW-846 6010A Batch.....: 24391 Analyst...: gag
Method Description.: Metals Analysis (ICAP) Units.....: mg/L
Parameter.....: Sodium (Na)

QC	Lab ID	Reagent	QC Result	QC Result	True Value	Orig. Value	Calc. Result	*	Limits	Date/Time
ICV		970410Z	97.65885		100.0		97.7	%	90-110	08/06/97 0924
ICB		970714T	0.00275						0.1	08/06/97 0929
ISB		970716WW	47.31019		50.000		94.6	%	80-120	08/06/97 0943
MB		0805	0.01561						0.1	08/06/97 1002
MB		0805	-0.01696						0.1	08/06/97 1007
LCS		970602Y	95.42144		100.000000		95.4	%	80-120	08/06/97 1030
CCV		970701T	47.96312		50.000		95.9	%	90-110	08/06/97 1038
CCB		970714T	-0.03513						0.1	08/06/97 1044
LCD		970602Y	98.41211	95.42144	100.000000		98.4	%	80-120	08/06/97 1047
							3.1	R	20	
CCV		970701T	49.57110		50.000		99.1	%	90-110	08/06/97 1134
CCB		970714T	0.01490						0.1	08/06/97 1153
MS	972064-1	970723Z	71.92637		50.000	21.07966	101.7	%	80-120	08/06/97 1208
CCV		970701T	48.71643		50.000		97.4	%	90-110	08/06/97 1241
CCB		970714T	-0.01828						0.1	08/06/97 1301
CCV		970806T	48.78431		50.000		97.6	%	90-110	08/06/97 1411
CCB		970714T	0.00286						0.1	08/06/97 1423
MD	972086-1		30.60358			29.74492	2.8	R	20	08/06/97 1431
CCV		970806T	51.72147		50.000		103.4	%	90-110	08/06/97 1533
		970714T	0.00672						0.1	08/06/97 1557

* %-% REC R-RPD A-ABS Diff. D-% Diff.

The analytical results, opinions or interpretations contained in this report are based upon information and material supplied by the client for whose exclusive and confidential use this report has been made. The analytical results, opinions or interpretations expressed represent the best judgment of Core Laboratories. Core Laboratories, however, makes no warranty or representation, express or implied, of any type, and expressly disclaims same as to the productivity, proper operations, or profitability of any oil, gas, coal or other mineral, property, well or sand in connection with which such report is used or relied upon for any reason whatsoever. This report shall not be reproduced, in whole or in part, without the written approval of Core Laboratories.

CORE LABORATORIES

QUALITY CONTROL RESULTS

Job Number: 972105 Date: 08/21/97

CUSTOMER: Daniel B. Stephens & Associates PROJECT: ENRON ROSWELL/6033.2 ATTN: Bob Marley

Test Method.....: SW-846 6010A Batch.....: 24391 Analyst...: gag
Method Description.: Metals Analysis (ICAP) Units.....: mg/L
Parameter.....: Sodium (Na)

QC	Lab ID	Reagent	QC Result	QC Result	True Value	Orig. Value	Calc. Result	*	Limits	Date/Time
MB		0731	-0.00077						0.1	08/06/97 1620
LCS		970709H	0.84584		1.00		84.6	%	80-120	08/06/97 1623
LCS		970602Y	109.83630		100.000000		109.8	%	80-120	08/06/97 1628
CCV		970806T	51.60689		50.000		103.2	%	90-110	08/06/97 1647
CCB		970714T	-0.00283						0.1	08/06/97 1703
CCV		970806T	49.70279		50.000		99.4	%	90-110	08/06/97 1814
CCB		970714T	-0.02242						0.1	08/06/97 1823
MS	972028-11	970723Z	59.25914		50.000	3.28048	112.0	%	80-120	08/06/97 1831
CCV		970806T	50.01457		50.000		100.0	%	90-110	08/06/97 1859
CCB		970714T	-0.02233						0.1	08/06/97 1905
CCV		970806T	48.86537		50.000		97.7	%	90-110	08/06/97 1941
CCB		970714T	-0.02509						0.1	08/06/97 1952
CCV		970806T	48.88871		50.000		97.8	%	90-110	08/06/97 2031
CCB		970714T	-0.02478						0.1	08/06/97 2043
MB		0804	-0.04095						0.1	08/06/97 2047
LCS		970602Y	101.22103		100.000000		101.2	%	80-120	08/06/97 2050
PDS	972084-1	970723Z	63.56660		50.000	14.51141	98.1	%	75-125	08/06/97 2136
MD	972084-1		14.73165			14.51141	1.5	R	20	08/06/97 2138
V		970806T	48.93725		50.000		97.9	%	90-110	08/06/97 2151
CCB		970714T	0.00347						0.1	08/06/97 2204
CCV		970806T	50.66551		50.000		101.3	%	90-110	08/06/97 2300
CCB		970714T	0.01202						0.1	08/06/97 2316
MD	972023-14		38.93240			39.60947	1.7	R	20	08/06/97 2325
PDS	972023-15	970723Z	91.54891		50.000	39.10263	104.9	%	75-125	08/06/97 2340
CCV		970806T	49.44046		50.000		98.9	%	90-110	08/06/97 2349
CCB		970714T	0.01736						0.1	08/06/97 2359
CCV		970806T	48.39076		50.000		96.8	%	90-110	08/07/97 0039
CCB		970714T	-0.00660						0.1	08/07/97 0046
ISB		970716WW	57.13302		50.000		114.3	%	80-120	08/07/97 0051
CCV		970806T	49.46214		50.000		98.9	%	90-110	08/07/97 0058
CCB		970714T	-0.03879						0.1	08/07/97 0103

Test Method.....: SW-846 6010A Batch.....: 24391 Analyst...: gag
Method Description.: Metals Analysis (ICAP) Units.....: mg/L
Parameter.....: Zinc (Zn)

QC	Lab ID	Reagent	QC Result	QC Result	True Value	Orig. Value	Calc. Result	*	Limits	Date/Time
ICV		970508T	1.97945		2.00		99.0	%	90-110	08/06/97 0916
ICB		970714T	0.00022						0.005	08/06/97 0929
ISB		970708X	0.96186		1.000		96.2	%	80-120	08/06/97 0935
ISB		970716WW	0.91546		1.000		91.5	%	80-120	08/06/97 0943
MB		0805	0.00396						0.005	08/06/97 1002
MB		0805	0.00410						0.005	08/06/97 1007
LCS		970709H	1.01433		1.00		101.4	%	80-120	08/06/97 1010
LCD		970709H	1.02769	1.01433	1.00		102.8	%	80-120	08/06/97 1015
							1.3	R	20	
CCV		970716T	2.42398		2.5		97.0	%	90-110	08/06/97 1041
CCB		970714T	-0.00015						0.005	08/06/97 1044
MS	972090-1	970723Z	2.05124		1.000	1.04373	100.8	%	80-120	08/06/97 1056
[illegible]	972090-1		1.08341			1.04373	3.7	R	20	08/06/97 1059
[illegible]		970716T	2.40833		2.5		96.3	%	90-110	08/06/97 1135

* %-% REC R-RPD A-ABS Diff. D-% Diff.

The analytical results, opinions or interpretations contained in this report are based upon information and material supplied by the client for whose exclusive and confidential use this report has been made. The analytical results, opinions or interpretations expressed represent the best judgment of Core Laboratories. Core Laboratories, however, makes no warranty or representation, express or implied, of any type, and expressly disclaims same as to the productivity, proper operations or profitableness of any oil, gas, coal, or other minerals, property, well or sand in connection with which such report is used or relied upon for any reason whatsoever. This report shall not be reproduced, in whole or in part, without the written approval of Core Laboratories.

CORE LABORATORIES

QUALITY CONTROL RESULTS

Job Number: 972105 Date: 08/21/97

CUSTOMER: Daniel B. Stephens & Associates PROJECT: ENRON ROSWELL/6033.2 ATTN: Bob Marley

Test Method.....: SW-846 6010A Batch.....: 24391 Analyst...: gag
Method Description.: Metals Analysis (ICAP) Units.....: mg/L
Parameter.....: Zinc (Zn)

QC	Lab ID	Reagent	QC Result	QC Result	True Value	Orig. Value	Calc. Result	*	Limits	Date/Time
CCB		970714T	0.00048						0.005	08/06/97 1153
MS	972064-1	970723Z	1.20763		1.000	0.28424	92.3	%	80-120	08/06/97 1208
CCV		970716T	2.44568		2.5		97.8	%	90-110	08/06/97 1245
CCB		970714T	-0.00021						0.005	08/06/97 1301
MS	972085-1	970723Z	0.95010		1.000	0.01422	93.6	%	80-120	08/06/97 1351
CCV		970716T	2.38269		2.5		95.3	%	90-110	08/06/97 1414
CCB		970714T	0.00082						0.005	08/06/97 1423
MD	972086-1		0.02235			0.01982	0.00253	A	0.00500	08/06/97 1431
CCV		970716T	2.44289		2.5		97.7	%	90-110	08/06/97 1538
CCB		970714T	0.00026						0.005	08/06/97 1557
MB		0731	0.00066						0.005	08/06/97 1620
LCS		970709H	0.99159		1.00		99.2	%	80-120	08/06/97 1623
CCV		970716T	2.41894		2.5		96.8	%	90-110	08/06/97 1652
CCB		970714T	-0.00012						0.005	08/06/97 1703
CCV		970716T	2.45034		2.5		98.0	%	90-110	08/06/97 1817
CCB		970714T	0.00013						0.005	08/06/97 1823
MS	972028-11	970723Z	0.94871		1.000	0.02273	92.6	%	80-120	08/06/97 1831
CCV		970716T	2.41802		2.5		96.7	%	90-110	08/06/97 1901
[illegible]		970714T	0.00019						0.005	08/06/97 1905
[illegible]V		970716T	2.36508		2.5		94.6	%	90-110	08/06/97 1948
CCB		970714T	0.00052						0.005	08/06/97 1952
CCV		970716T	2.35710		2.5		94.3	%	90-110	08/06/97 2035
CCB		970714T	0.00046						0.005	08/06/97 2043
CCV		970716T	2.40283		2.5		96.1	%	90-110	08/06/97 2152
CCB		970714T	0.00056						0.005	08/06/97 2204
CCV		970716T	2.45061		2.5		98.0	%	90-110	08/06/97 2309
CCB		970714T	0.00144						0.005	08/06/97 2316
MD	972023-14		2.15691			2.19047	1.5	R	20	08/06/97 2325
PDS	972023-15	970723Z	3.22396		1.000	2.43794	78.6	%	75-125	08/06/97 2340
CCV		970716T	2.50163		2.5		100.1	%	90-110	08/06/97 2354
CCB		970714T	0.00281						0.005	08/06/97 2359
ISB		970708X	0.96312		1.000		96.3	%	80-120	08/07/97 0029
CCV		970716T	2.44423		2.5		97.8	%	90-110	08/07/97 0040
CCB		970714T	0.00237						0.005	08/07/97 0046
ISB		970716WW	0.99079		1.000		99.1	%	80-120	08/07/97 0051
CCV		970716T	2.44134		2.5		97.7	%	90-110	08/07/97 0100
CCB		970714T	0.00179						0.005	08/07/97 0103

Test Method.....: EPA 160.1 Batch.....: 24417 Analyst...: mjf
Method Description.: Solids, Total Dissolved (TDS) Units.....: mg/L
Parameter.....: Solids, Total Dissolved (TDS)

QC	Lab ID	Reagent	QC Result	QC Result	True Value	Orig. Value	Calc. Result	*	Limits	Date/Time
MB			0						10	08/06/97 0900
LCS		G970725B	522		500		104.4	%	80-120	08/06/97 0900
MD	972105-1		4318			4272	1.1	R	20	08/06/97 0900
MD	972116-1		6350			6600	3.9	R	20	08/06/97 0900

* %-% REC R-RPD A-ABS Diff. D-% Diff.

The analytical results, opinions or interpretations contained in this report are based upon information and material supplied by the client for whose exclusive and confidential use this report has been made. The analytical results, opinions or interpretations expressed represent the best judgment of Core Laboratories. Core Laboratories, however, makes no warranty or representation, express or implied, of any type, and expressly disclaims same as to the productivity, proper operations or profitableness of any oil, gas, coal or other mineral property, well or sand in connection with which such report is used or relied upon for any reason whatsoever. This report shall not be reproduced, in whole or in part, without the written approval of Core Laboratories.

CORE LABORATORIES

QUALITY CONTROL RESULTS

Job Number: 972105 Date: 08/21/97

CUSTOMER: Daniel B. Stephens & Associates PROJECT: ENRON ROSWELL/6033.2 ATTN: Bob Marley

Test Method.....: SW-846 7470 Batch.....: 24458 Analyst...: veb
Method Description.: Mercury (CVAA) Units.....: mg/L
Parameter.....: Mercury (Hg)

QC	Lab ID	Reagent	QC Result	QC Result	True Value	Orig. Value	Calc. Result	*	Limits	Date/Time
ICV		970701H	0.004143		0.004000		103.6	%	90-110	08/07/97 1338
ICB		08077	-0.000026						0.0002	08/07/97 1340
MB		0806	-0.000041						0.0002	08/07/97 1343
SB		970529M	0.004885		0.005000		97.7	%	75-125	08/07/97 1345
MB		0806	-0.000031						0.0002	08/07/97 1355
SB		970529M	0.005216		0.005000		104.3	%	75-125	08/07/97 1357
MD	972029-1		-0.000026			-0.000027	0.000001	A	0.0002000	08/07/97 1402
CCV		960930N	0.005104		0.005000		102.1	%	90-110	08/07/97 1544
CCB		08077	-0.000017						0.0002	08/07/97 1546
MS	972029-2	970529M	0.004885		0.005000	-0.000016	98.1	%	80-120	08/07/97 1551
CCV		960930N	0.005055		0.005000		101.1	%	90-110	08/07/97 1609
CCB		08077	-0.000020						0.0002	08/07/97 1612
EB		0805	-0.000023						0.0002	08/07/97 1633
CCV		960930N	0.005111		0.005000		102.2	%	90-110	08/07/97 1635
CCB		08077	-0.000021						0.0002	08/07/97 1637
ED	972089-1		0.000025			0.000035	0.000010	A	0.00020000	08/07/97 1639
CCV		960930N	0.005094		0.005000		101.9	%	90-110	08/07/97 1700
CCB		08077	-0.000022						0.0002	08/07/97 1702

Test Method.....: EPA 310.1 Batch.....: 24525 Analyst...: mjf
Method Description.: Alkalinity Units.....: mg/L CaCO3
Parameter.....: Alkalinity, Total as CaCO3

QC	Lab ID	Reagent	QC Result	QC Result	True Value	Orig. Value	Calc. Result	*	Limits	Date/Time
MB			0						5	08/11/97 0930
LCS		G970623A	96		100		96.0	%	80-120	08/11/97 0930
MD	972077-1		114			114	0.0	R	20	08/11/97 0930
MD	972105-3		134			138	2.9	R	20	08/11/97 0930

Test Method.....: SM 2320 B Batch.....: 24526 Analyst...: mjf
Method Description.: Alkalinity (HCO3, CO3, OH) Units.....: mg/L
Parameter.....: Bicarbonate (HCO3)

QC	Lab ID	Reagent	QC Result	QC Result	True Value	Orig. Value	Calc. Result	*	Limits	Date/Time
MB			0						5	08/11/97 0930
MD	972077-1		139			139	0.0	R	20	08/11/97 0930
MD	972105-3		163			168	3.0	R	20	08/11/97 0930

Test Method.....: SM 2320 B Batch.....: 24526 Analyst...: mjf
Method Description.: Alkalinity (HCO3, CO3, OH) Units.....: mg/L
Parameter.....: Carbonate (CO3)

QC	Lab ID	Reagent	QC Result	QC Result	True Value	Orig. Value	Calc. Result	*	Limits	Date/Time
MB			0						1	08/11/97 0930
MD	972077-1		0			0	0	A	1	08/11/97 0930
	972105-3		0			0	0	A	1	08/11/97 0930

* %-% REC R-RPD A-ABS Diff. D-% Diff.

The analytical results, opinions or interpretations contained in this report are based upon information and material supplied by the client for whose exclusive and confidential use this report has been made. The analytical results, opinions or interpretations expressed represent the best judgment of Core Laboratories. Core Laboratories, however, makes no warranty or representation, express or implied, of any type, and expressly disclaims same as to the productivity, proper operations or profitableness of any oil, gas, coal or other mineral property, well or sand, in connection with which such report is used or relied upon for any reason whatsoever. This report shall not be reproduced, in whole or in part, without the written approval of Core Laboratories.

CORELAB

CORE LABORATORIES

QUALITY CONTROL RESULTS

Job Number: 972105 Date: 08/21/97

CUSTOMER: Daniel B. Stephens & Associates PROJECT: ENRON ROSWELL/6033.2 ATTN: Bob Marley

Test Method.....: EPA 325.2 Batch.....: 24549 Analyst...: lmj
Method Description.: Chloride (Colorimetric, AA II) Units.....: mg/L
Parameter.....: Chloride

QC	Lab ID	Reagent	QC Result	QC Result	True Value	Orig. Value	Calc. Result	*	Limits	Date/Time
ICL		G970728A	79.22433		80.0		99.0	%	90-110	08/11/97 1256
LCD		G970728A	78.67101	79.22433	80.0		98.3	%		08/11/97 1257
							0.7	R		
LCS		G961204B	10.23626		10.0		102.4	%	80-120	08/11/97 1259
ICB			0.19830						0.5	08/11/97 1300
ED	972106-1		25.61678			24.21712	5.6	R	20	08/11/97 1305
MD	972085-1		36.39912			37.30920	2.5	R	20	08/11/97 1308
MS	972085-1	G970509A	83.37928		50.000000	37.30920	92.1	%	75-125	08/11/97 1309
CCV		G970811A	80.40259		80.0		100.5	%	90-110	08/11/97 1318
CCB			0.26726						0.5	08/11/97 1320
MD	972099-1		0.19830			0.19830	0.00000	A	0.50000	08/11/97 1326
MS	972099-1	G970509A	52.41512		50.000000	0.19830	104.4	%	75-125	08/11/97 1327
CCV		G970811A	79.28600		80.0		99.1	%	90-110	08/11/97 1333
CCB			0.26726						0.5	08/11/97 1335
LCS		G970728A	80.46499		80.0		100.6	%	80-120	08/11/97 1338
MD	972143-1		0.71620			0.61250	0.10370	A	0.50000	08/11/97 1339
MS	972143-1	G970509A	51.15661		50.000000	0.61250	101.1	%	75-125	08/11/97 1341
CCV		G970811A	77.51275		80.0		96.9	%	90-110	08/11/97 1344
[illegible]			0.23278						0.5	08/11/97 1346
[illegible]	972144-1		1.20093			1.06230	0.13863	A	0.50000	08/11/97 1359
MS	972144-1	G970509A	54.77186		50.000000	1.06230	107.4	%	75-125	08/11/97 1401
CCV		G970811A	81.09119		80.0		101.4	%	90-110	08/11/97 1404
CCB			0.19830						0.5	08/11/97 1405
LCS		G970728A	80.90292		80.0		101.1	%	80-120	08/11/97 1408
CCV		G970811A	83.18653		80.0		104.0	%	90-110	08/11/97 1423
CCB			0.30176						0.5	08/11/97 1425
MD	972156-1		7.15988			7.59086	5.8	R	20	08/11/97 1428
MS	972156-1	G970509A	59.10970		50.000000	7.59086	103.0	%	75-125	08/11/97 1429
MD	972170-1		0.75078			0.85456	0.10378	A	0.50000	08/11/97 1432
MS	972170-1	G970509A	51.01220		50.000000	0.85456	100.3	%	75-125	08/11/97 1434
CCV		G970811A	80.90292		80.0		101.1	%	90-110	08/11/97 1443
CCB			0.19830						0.5	08/11/97 1444
LCS		G970728A	81.21691		80.0		101.5	%	80-120	08/11/97 1447
MD	972181-1		7.23164			6.90898	4.6	R	20	08/11/97 1455
MS	972181-1	G970509A	57.52827		50.000000	6.90898	101.2	%	75-125	08/11/97 1457
CCV		G970811A	79.71874		80.0		99.6	%	90-110	08/11/97 1501
CCB			0.23278						0.5	08/11/97 1503
CCV		G970811A	82.16498		80.0		102.7	%	90-110	08/11/97 1507
CCB			0.30176						0.5	08/11/97 1509
LCS		G970728A	81.65820		80.0		102.1	%	80-120	08/11/97 1512
CCV		G970811A	81.02839		80.0		101.3	%	90-110	08/11/97 1515
CCB			0.30176						0.5	08/11/97 1516
CCV		G970811A	83.05824		80.0		103.8	%	90-110	08/11/97 1524
CCB			0.30176						0.5	08/11/97 1525
LCS		G970728A	80.34023		80.0		100.4	%	80-120	08/11/97 1528
MD	972105-1		48.11011			48.72319	1.3	R	20	08/11/97 1536
MS	972105-1	G970509A	95.01737		50.000000	48.72319	92.6	%	75-125	08/11/97 1537
CCV		G970811A	82.54680		80.0		103.2	%	90-110	08/11/97 1543
CCB			0.26726						0.5	08/11/97 1545
CCV		G970811A	80.96563		80.0		101.2	%	90-110	08/11/97 1557
CCB			0.33626						0.5	08/11/97 1558

* %-% REC R-RPD A-ABS Diff. D-% Diff.

The analytical results, opinions or interpretations contained in this report are based upon information and material supplied by the client for whose exclusive and confidential use this report has been made. The analytical results, opinions or interpretations expressed represent the best judgment of Core Laboratories. Core Laboratories, however, makes no warranty or representation, express or implied, of any type, and expressly disclaims same as to the productivity, proper operations or profitabilness of any oil, gas, coal or other mineral property, well or sand in connection with which such report is used or relied upon for any reason whatsoever. This report shall not be reproduced, in whole or in part, without the written approval of Core Laboratories.

CORE LABORATORIES

QUALITY CONTROL RESULTS

Job Number: 972105 Date: 08/21/97

CUSTOMER: Daniel B. Stephens & Associates PROJECT: ENRON ROSWELL/6033.2 ATTN: Bob Marley

Test Method.....: EPA 375.2 Batch.....: 24589 Analyst...: lmj
Method Description.: Sulfate (Automated MTB, AAII) Units.....: mg/L
Parameter.....: Sulfate (SO4)

QC	Lab ID	Reagent	QC Result	QC Result	True Value	Orig. Value	Calc. Result	*	Limits	Date/Time
ICL		G970113	50.79490		50.0		101.6	%	90-110	08/12/97 1721
ICB			4.49568						10	08/12/97 1722
MD	962987-41		55.81462			51.77309	7.5	R	20	08/12/97 1727
MS	962987-41	G970522A	96.37810		50.000000	51.77309	89.2	%	75-125	08/12/97 1728
MS	970111-28	G970522A	61.91558		50.000000	18.04864	87.7	%	75-125	08/12/97 1731
CCV		G970424A	116.88432		120		97.4	%	90-110	08/12/97 1739
CCB			6.60642						10	08/12/97 1740
MD	972099-2		101.26640			99.63724	1.6	R	20	08/12/97 1752
MS	972099-2	G970522A	142.45479		50.000000	99.63724	85.6	%	75-125	08/12/97 1754
CCV		G970424A	116.34045		120		97.0	%	90-110	08/12/97 1758
CCB			3.13343						10	08/12/97 1800
LCS		G970113	48.97536		50.0		98.0	%	80-120	08/12/97 1803
MD	972144-1		91.89390			95.97060	4.3	R	20	08/12/97 1813
CCV		G970424A	115.93261		120		96.6	%	90-110	08/12/97 1818
CCB			1.31037						10	08/12/97 1819
MD	972156-1		18.63592			20.54012	1.90420	A	10.00000	08/12/97 1824
MS	972156-1	G970522A	64.12575		50.000000	20.54012	87.2	%	75-125	08/12/97 1825
CCV		G970424A	119.19661		120		99.3	%	90-110	08/12/97 1837
CCB			3.89076						10	08/12/97 1838
LCS		G970113	52.75023		50.0		105.5	%	80-120	08/12/97 1841
MD	972205-1		103.16690			98.55100	4.6	R	20	08/12/97 1849
MS	972205-1	G970522A	141.76584		50.000000	98.55100	86.4	%	75-125	08/12/97 1850
CCV		G970424A	118.24430		120		98.5	%	90-110	08/12/97 1856
CCB			5.40151						10	08/12/97 1858
CCV		G970424A	115.25296		120		96.0	%	90-110	08/12/97 1910
CCB			9.60478						10	08/12/97 1911
LCS		G970113	49.95559		50.0		99.9	%	80-120	08/12/97 1914
CCV		G970424A	109.27589		120		91.1	%	90-110	08/12/97 1929
CCB			0.85338						10	08/12/97 1931
CCV		G970424A	117.70024		120		98.1	%	90-110	08/12/97 1947
CCB			3.89076						10	08/12/97 1949

* %-% REC R-RPD A-ABS Diff. D-% Diff.

The analytical results, opinions or interpretations contained in this report are based upon information and material supplied by the client for whose exclusive and confidential use this report has been made. The analytical results, opinions or interpretations expressed represent the best judgment of Core Laboratories. Core Laboratories, however, makes no warranty or representation, express or implied, of any type, and expressly disclaims same as to the productivity, proper operations or profitableness of any oil, gas, coal or other mineral property, well or land in connection with which such report is used or relied upon for any reason whatsoever. This report shall not be reproduced, in whole or in part, without the written approval of Core Laboratories.

CORE LABORATORIES

QUALITY CONTROL RESULTS

Job Number: 972105 Date: 08/21/97

CUSTOMER: Daniel B. Stephens & Associates PROJECT: ENRON ROSWELL/6033.2 ATTN: Bob Marley

QC Type	Description	Reag. Code	Lab ID	Dilution Factor	Date	Time

Test Method.....: SW-846 8080 Batch.....: 24456 Analyst ...: smc
Method Description.: PCB Analysis Units.....: ug/L

MB	Method Blank	3264			08/07/97	1826

Parameter/Test Description	QC Result	QC Result	True Value	Orig. Value	Calc. Result	*	Limits	F
Aroclor 1016	ND						0.5	
Aroclor 1221	ND						0.5	
Aroclor 1232	ND						0.5	
Aroclor 1242	ND						0.5	
Aroclor 1248	ND						0.5	
Aroclor 1254	ND						0.5	
Aroclor 1260	ND						0.5	
Aroclor 1262	ND						0.5	
Aroclor 1268	ND						0.5	

LCS	Laboratory Control Sample	P970502B		10.0	08/07/97	1855

Parameter/Test Description	QC Result	QC Result	True Value	Orig. Value	Calc. Result	*	Limits	F
Aroclor 1254	0.215		0.200000		107.5	%	29-131	

LCD	Laboratory Control Sample Duplicate	P970502B		10.0	08/07/97	1924

Parameter/Test Description	QC Result	QC Result	True Value	Orig. Value	Calc. Result	*	Limits	F
Aroclor 1254	0.211	0.215	0.200000		105.5	%	29-131	
					1.9	R	27	

Test Method.....: SW-846 8240 Batch.....: 24643 Analyst ...: klk
Method Description.: Volatile Organics Units.....: ug/L

RS	Reference Standard	V970813B			08/13/97	2139

Parameter/Test Description	QC Result	QC Result	True Value	Orig. Value	Calc. Result	*	Limits	F
Benzene	59.40		50.3		118.1	%	70-130	
Bromodichloromethane	61.17		50.3		121.6	%	70-130	
Bromoform	51.50		50.2		102.6	%	70-130	
Carbon tetrachloride	68.50		50.1		136.7	%	70-130	*
Chlorobenzene	55.09		50.2		109.7	%	70-130	
Chloroform	57.01		50.2		113.6	%	70-130	
Dibromochloromethane	56.79		50.2		113.1	%	70-130	
1,1-Dichloroethane	55.88		50.2		111.3	%	70-130	
1,2-Dichloroethane	66.33		50.1		132.4	%	70-130	*
1,1-Dichloroethene	62.69		50.2		124.9	%	70-130	
trans-1,2-Dichloroethene	60.27		50.2		120.1	%	70-130	
`-Dichloropropane	52.78		50.2		105.1	%	70-130	
lbenzene	59.07		50.2		117.7	%	70-130	

* %-% REC R-RPD A-ABS Diff. D-% Diff.

The analytical results, opinions or interpretations contained in this report are based upon information and material supplied by the client for whose exclusive and confidential use this report has been made. The analytical results, opinions or interpretations expressed represent the best judgment of Core Laboratories. Core Laboratories, however, makes no warranty or representation, express or implied, of any type, and expressly disclaims same as to the productivity, proper operations or profitableness of any oil, gas, coal or other mineral, property, well or sand in connection with which such report is used or relied upon for any reason whatsoever. This report shall not be reproduced, in whole or in part, without the written approval of Core Laboratories.

CORE LABORATORIES

QUALITY CONTROL RESULTS

Job Number: 972105 Date: 08/21/97

CUSTOMER: Daniel B. Stephens & Associates PROJECT: ENRON ROSWELL/6033.2 ATTN: Bob Marley

QC Type	Description	Reag. Code	Lab ID	Dilution Factor	Date	Time
RS	Reference Standard	V9708138			08/13/97	2139

Parameter/Test Description	QC Result	QC Result	True Value	Orig. Value	Calc. Result	*	Limits	F
Methylene chloride	57.94		50.2		115.4	%	70-130	
1,1,2,2-Tetrachloroethane	52.61		50.3		104.6	%	70-130	
Tetrachloroethene	58.00		50.2		115.5	%	70-130	
Toluene	58.66		50.2		116.9	%	70-130	
1,1,1-Trichloroethane	60.52		50.2		120.6	%	70-130	
1,1,2-Trichloroethane	57.29		50.2		114.1	%	70-130	
Trichloroethene	64.19		50.2		127.9	%	70-130	

MB	Method Blank	CHC04			08/13/97	2215

Parameter/Test Description	QC Result	QC Result	True Value	Orig. Value	Calc. Result	*	Limits	F
Acetone	ND						100	
Benzene	ND						1	
Bromodichloromethane	ND						5	
Bromoform	ND						5	
Bromomethane	ND						10	
yl ethyl ketone (2-Butanone)	ND						100	
on disulfide	ND						5	
Carbon tetrachloride	ND						5	
Chlorobenzene	ND						5	
Chloroethane	ND						10	
2-Chloroethylvinyl ether	ND						10	
Chloroform	ND						5	
Chloromethane	ND						10	
Dibromochloromethane	ND						5	
1,1-Dichloroethane	ND						5	
1,2-Dichloroethane	ND						5	
1,1-Dichloroethene	ND						5	
trans-1,2-Dichloroethene	ND						5	
1,2-Dichloropropane	ND						5	
cis-1,3-Dichloropropene	ND						5	
trans-1,3-Dichloropropene	ND						5	
Ethylbenzene	ND						5	
2-Hexanone	ND						50	
Methylene chloride	ND						5	
4-Methyl-2-pentanone (MIBK)	ND						50	
Styrene	ND						5	
1,1,2,2-Tetrachloroethane	ND						5	
Tetrachloroethene	ND						5	
Toluene	ND						5	
1,1,1-Trichloroethane	ND						5	
1,1,2-Trichloroethane	ND						5	
Trichloroethene	ND						5	
Vinyl acetate	ND						50	
Vinyl chloride	ND						10	
Xylenes (total)	ND						5	

* %-% REC R-RPD A-ABS Diff. D-% Diff.

The analytical results, opinions or interpretations contained in this report are based upon information and material supplied by the client for whose exclusive and confidential use this report has been made. The analytical results, opinions or interpretations expressed represent the best judgment of Core Laboratories. Core Laboratories, however, makes no warranty or representation, express or implied, of any type, and expressly disclaims same as to the productivity, proper operations or profitableness of any oil, gas, coal or other mineral property, well or sand in connection with which such report is used or relied upon for any reason whatsoever. This report shall not be reproduced, in whole or in part, without the written approval of Core Laboratories.

CORE LABORATORIES

QUALITY CONTROL RESULTS

Job Number: 972105 Date: 08/21/97

CUSTOMER: Daniel B. Stephens & Associates PROJECT: ENRON ROSWELL/6033.2 ATTN: Bob Marley

QC Type	Description	Reag. Code	Lab ID	Dilution Factor	Date Time
SB	Spiked Blank	V970813C			08/13/97 0730

Parameter/Test Description	QC Result	QC Result	True Value	Orig. Value	Calc. Result	*	Limits	F
Benzene	57.91		51.460		112.5	%	76-127	
Chlorobenzene	52.66		50.055		105.2	%	75-130	
1,1-Dichloroethene	59.33		54.980		107.9	%	61-145	
Toluene	56.31		50.615		111.3	%	76-125	
Trichloroethene	59.77		51.105		117.0	%	71-120	

SBD	Spiked Blank Duplicate	V970813C			08/13/97 0805

Parameter/Test Description	QC Result	QC Result	True Value	Orig. Value	Calc. Result	*	Limits	F
Benzene	54.87	57.91	51.460		106.6	%	76-127	
					5.4	R	11	
Chlorobenzene	50.69	52.66	50.055		101.3	%	75-130	
					3.8	R	13	
1,1-Dichloroethene	54.29	59.33	54.980		98.7	%	61-145	
					8.9	R	14	
Toluene	53.20	56.31	50.615		105.1	%	76-125	
					5.7	R	13	
.chloroethene	56.93	59.77	51.105		111.4	%	71-120	
					4.9	R	14	

RS	Reference Standard	V970814B			08/14/97 0918

Parameter/Test Description	QC Result	QC Result	True Value	Orig. Value	Calc. Result	*	Limits	F
Benzene	55.35		50.3		110.0	%	70-130	
Bromodichloromethane	57.75		50.3		114.8	%	70-130	
Bromoform	47.67		50.2		95.0	%	70-130	
Carbon tetrachloride	62.84		50.1		125.4	%	70-130	
Chlorobenzene	51.57		50.2		102.7	%	70-130	
Chloroform	55.61		50.2		110.8	%	70-130	
Dibromochloromethane	53.19		50.2		106.0	%	70-130	
1,1-Dichloroethane	54.34		50.2		108.2	%	70-130	
1,2-Dichloroethane	63.53		50.1		126.8	%	70-130	
1,1-Dichloroethene	59.26		50.2		118.0	%	70-130	
trans-1,2-Dichloroethene	57.84		50.2		115.2	%	70-130	
1,2-Dichloropropane	49.54		50.2		98.7	%	70-130	
Ethylbenzene	55.26		50.2		110.1	%	70-130	
Methylene chloride	55.92		50.2		111.4	%	70-130	
1,1,2,2-Tetrachloroethane	50.35		50.3		100.1	%	70-130	
Tetrachloroethene	54.04		50.2		107.6	%	70-130	
Toluene	54.64		50.2		108.8	%	70-130	
1,1,1-Trichloroethane	58.28		50.2		116.1	%	70-130	
1,1,2-Trichloroethane	53.76		50.2		107.1	%	70-130	
Trichloroethene	59.52		50.2		118.6	%	70-130	

* %-% REC R-RPD A-ABS Diff. D-% Diff.

The analytical results, opinions or interpretations contained in this report are based upon information and material supplied by the client for whose exclusive and confidential use this report has been made. The analytical results, opinions or interpretations expressed represent the best judgment of Core Laboratories. Core Laboratories, however, makes no warranty or representation, express or implied, of any type, and expressly disclaims same as to the productivity, proper operations or profitableness of any oil, gas, coal or other mineral, property, well or sand in connection with which such report is used or relied upon for any reason whatsoever. This report shall not be reproduced, in whole or in part, without the written approval of Core Laboratories.

CORE LABORATORIES

QUALITY CONTROL RESULTS

Job Number: 972105 Date: 08/21/97

CUSTOMER: Daniel B. Stephens & Associates PROJECT: ENRON ROSWELL/6033.2 ATTN: Bob Marley

QC Type	Description	Reag. Code	Lab ID	Dilution Factor	Date	Time
MB	Method Blank	CHD04			08/14/97	0953

Parameter/Test Description	QC Result	QC Result	True Value	Orig. Value	Calc. Result	*	Limits	F
Acetone	ND						100	
Benzene	ND						1	
Bromodichloromethane	ND						5	
Bromoform	ND						5	
Bromomethane	ND						10	
Methyl ethyl ketone (2-Butanone)	ND						100	
Carbon disulfide	ND						5	
Carbon tetrachloride	ND						5	
Chlorobenzene	ND						5	
Chloroethane	ND						10	
2-Chloroethylvinyl ether	ND						10	
Chloroform	ND						5	
Chloromethane	ND						10	
Dibromochloromethane	ND						5	
1,1-Dichloroethane	ND						5	
1,2-Dichloroethane	ND						5	
1,1-Dichloroethene	ND						5	
trans-1,2-Dichloroethene	ND						5	
-Dichloropropane	ND						5	
-1,3-Dichloropropene	ND						5	
trans-1,3-Dichloropropene	ND						5	
Ethylbenzene	ND						5	
2-Hexanone	ND						50	
Methylene chloride	ND						5	
4-Methyl-2-pentanone (MIBK)	ND						50	
Styrene	ND						5	
1,1,2,2-Tetrachloroethane	ND						5	
Tetrachloroethene	ND						5	
Toluene	ND						5	
1,1,1-Trichloroethane	ND						5	
1,1,2-Trichloroethane	ND						5	
Trichloroethene	ND						5	
Vinyl acetate	ND						50	
Vinyl chloride	ND						10	
Xylenes (total)	ND						5	

Test Method.....: SW-846 8270 Batch.....: 24775 Analyst ...: dmj
Method Description.: Semivolatile Organics Units.....: ug/L

QC Type	Description	Reag. Code	Lab ID	Dilution Factor	Date	Time
MB	Method Blank	MB3278			08/15/97	1039

Parameter/Test Description	QC Result	QC Result	True Value	Orig. Value	Calc. Result	*	Limits	F
Acenaphthene	ND						10	
Acenaphthylene	ND						10	
Anthracene	ND						10	
Benzidine	ND						50	
Benzo(a)anthracene	ND						10	
Benzo(b)fluoranthene	ND						10	
o(k)fluoranthene	ND						10	

* %-% REC R-RPD A-ABS Diff. D-% Diff.

The analytical results, opinions or interpretations contained in this report are based upon information and material supplied by the client for whose exclusive and confidential use this report has been made. The analytical results, opinions or interpretations expressed represent the best judgment of Core Laboratories. Core Laboratories, however, makes no warranty or representation, express or implied, of any kind, and expressly disclaims same as to the productivity, proper operations or profitableness of any oil, gas, coal or other mineral, property, well or sand, in connection with which such report is used or relied upon for any reason whatsoever. This report shall not be reproduced, in whole or in part, without the written approval of Core Laboratories.

CORE LABORATORIES

QUALITY CONTROL RESULTS

Job Number: 972105 Date: 08/21/97

CUSTOMER: Daniel B. Stephens & Associates PROJECT: ENRON ROSWELL/6033.2 ATTN: Bob Marley

QC Type	Description	Reag. Code	Lab ID	Dilution Factor	Date	Time
MB	Method Blank	MB3278			08/15/97	1039

Parameter/Test Description	QC Result	QC Result	True Value	Orig. Value	Calc. Result	*	Limits	F
Benzo(ghi)perylene	ND						10	
Benzo(a)pyrene	ND						10	
Benzyl alcohol	ND						20	
Butyl benzyl phthalate	ND						10	
Bis(2-chloroethoxy)methane	ND						10	
Bis(2-chloroethyl)ether	ND						10	
Bis(2-chloroisopropyl)ether	ND						10	
Bis(2-ethylhexyl)phthalate	ND						10	
4-Bromophenyl phenyl ether	ND						10	
4-Chloroaniline	ND						10	
2-Chloronaphthalene	ND						10	
4-Chlorophenyl phenyl ether	ND						10	
Chrysene	ND						10	
Dibenzo(a,h)anthracene	ND						10	
Dibenzofuran	ND						10	
1,2-Dichlorobenzene	ND						10	
1,3-Dichlorobenzene	ND						10	
1,4-Dichlorobenzene	ND						10	
3,3-Dichlorobenzidine	ND						20	
Diethyl phthalate	ND						10	
Dimethyl phthalate	ND						10	
Di-n-butyl phthalate	ND						10	
Di-n-octyl phthalate	ND						10	
2,4-Dinitrotoluene	ND						10	
2,6-Dinitrotoluene	ND						10	
Fluoranthene	ND						10	
Fluorene	ND						10	
Hexachlorobenzene	ND						10	
Hexachlorobutadiene	ND						10	
Hexachlorocyclopentadiene	ND						10	
Hexachloroethane	ND						10	
Indeno(1,2,3-cd)pyrene	ND						10	
Isophorone	ND						10	
2-Methylnaphthalene	ND						10	
Naphthalene	ND						10	
o-Nitroaniline	ND						50	
m-Nitroaniline	ND						50	
p-Nitroaniline	ND						50	
Nitrobenzene	ND						10	
n-Nitrosodi-n-propylamine	ND						10	
n-Nitrosodiphenylamine	ND						10	
Phenanthrene	ND						10	
Pyrene	ND						10	
1,2,4-Trichlorobenzene	ND						10	
Benzoic acid	ND						50	
4-Chloro-3-methylphenol	ND						10	
2-Chlorophenol	ND						10	
2,4-Dichlorophenol	ND						10	
2,4-Dimethylphenol	ND						10	
2,4-Dinitrophenol	ND						50	
2-Methyl-4,6-dinitrophenol	ND						50	
2-Methylphenol (o-cresol)	ND						10	
4-Methylphenol (p-cresol)	ND						10	

* %-% REC R-RPD A-ABS Diff. D-% Diff.

The analytical results, opinions or interpretations contained in this report are based upon information and material supplied by the client for whose exclusive and confidential use this report has been made. The analytical results, opinions or interpretations expressed represent the best judgment of Core Laboratories. Core Laboratories, however, makes no warranty or representation, express or implied, of any kind, and expressly disclaims same as to the productivity, proper operations or profitableness of any oil, gas, coal or other mineral, property, well or sand in connection with which such report is used or relied upon for any reason whatsoever. This report shall not be reproduced, in whole or in part, without the written approval of Core Laboratories.

CORE LABORATORIES

QUALITY CONTROL RESULTS

Job Number: 972105 Date: 08/21/97

CUSTOMER: Daniel B. Stephens & Associates PROJECT: ENRON ROSWELL/6033.2 ATTN: Bob Marley

QC Type	Description	Reag. Code	Lab ID	Dilution Factor	Date Time
MB	Method Blank	MB3278			08/15/97 1039

Parameter/Test Description	QC Result	QC Result	True Value	Orig. Value	Calc. Result	*	Limits	F
2-Nitrophenol	ND						10	
4-Nitrophenol	ND						50	
Pentachlorophenol	ND						50	
Phenol	ND						10	
2,4,5-Trichlorophenol	ND						10	
2,4,6-Trichlorophenol	ND						10	

LCS	Laboratory Control Sample	B970613A			08/15/97 1137

Parameter/Test Description	QC Result	QC Result	True Value	Orig. Value	Calc. Result	*	Limits	F
Acenaphthene	82.60		100.0	ND	82.6	%	46-118	
1,4-Dichlorobenzene	60.72		100.3	ND	60.5	%	36-97	
2,4-Dinitrotoluene	87.98		100.1	ND	87.9	%	24-96	
n-Nitrosodi-n-propylamine	75.99		100.0	ND	76.0	%	41-116	
Pyrene	95.52		100.1	ND	95.4	%	26-127	
1,2,4-Trichlorobenzene	73.77		100.0	ND	73.8	%	39-98	
4-Chloro-3-methylphenol	80.80		99.84	ND	80.9	%	23-97	
2-Chlorophenol	58.29		99.78	ND	58.4	%	27-123	
4-Nitrophenol	39.32		99.75	ND	39.4	%	10-80	
Pentachlorophenol	74.43		99.74	ND	74.6	%	9-103	
Phenol	25.97		99.72	ND	26.0	%	12-110	

LCD	Laboratory Control Sample Duplicate	B970613A			08/15/97 1234

Parameter/Test Description	QC Result	QC Result	True Value	Orig. Value	Calc. Result	*	Limits	F
Acenaphthene	78.51	82.60	100.0	ND	78.5	%	46-118	
					5.1	R	31	
1,4-Dichlorobenzene	59.17	60.72	100.3	ND	59.0	%	36-97	
					2.6	R	28	
2,4-Dinitrotoluene	82.62	87.98	100.1	ND	82.5	%	24-96	
					6.3	R	38	
n-Nitrosodi-n-propylamine	72.80	75.99	100.0	ND	72.8	%	41-116	
					4.3	R	38	
Pyrene	89.40	95.52	100.1	ND	89.3	%	26-127	
					6.6	R	31	
1,2,4-Trichlorobenzene	71.53	73.77	100.0	ND	71.5	%	39-98	
					3.1	R	28	
4-Chloro-3-methylphenol	76.86	80.80	99.84	ND	77.0	%	23-97	
					5.0	R	42	
2-Chlorophenol	57.82	58.29	99.78	ND	57.9	%	27-123	
					0.8	R	40	
4-Nitrophenol	37.08	39.32	99.75	ND	37.2	%	10-80	
					5.9	R	50	
Pentachlorophenol	70.84	74.43	99.74	ND	71.0	%	9-103	
					4.9	R	50	
Phenol	26.00	25.97	99.72	ND	26.1	%	12-110	
					0.1	R	42	

* %-% REC R-RPD A-ABS Diff. D-% Diff.

The analytical results, opinions or interpretations contained in this report are based upon information and material supplied by the client for whose exclusive and confidential use this report has been made. The analytical results, opinions or interpretations expressed represent the best judgment of Core Laboratories. Core Laboratories, however, makes no warranty or representation, express or implied, of any type, and expressly disclaims same as to the productivity, proper operations or profitableness of any oil, gas, coal or other mineral, property, well or sand in connection with which such report is used or relied upon for any reason whatsoever. This report shall not be reproduced, in whole or in part, without the written approval of Core Laboratories.

CORE LABORATORIES

SURROGATE RECOVERIES REPORT

Job Number.: 972105

Report Date: 08/21/97

CUSTOMER: Daniel B. Stephens & Associates PROJECT: ENRON ROSWELL/6033.2 ATTN: Bob Marley

Method.....: SW-846 8080
Method Code.....: 8080PC

Batch.....: 24456
Analyst.....: smc

Surrogate	Units
2,4,5,6-Tetrachloro-m-xylene	ug/L

Lab ID	Matrix	QC Type	Dilution	Result	True Value	Percent Recovery	Limits	Flag	Date	Time
		MB		0.0152	0.02004	76	60-150		08/07/97	1826
		LCS		0.0176	0.02004	88	60-150		08/07/97	1855
		LCD		0.0174	0.02004	87	60-150		08/07/97	1924
972105-1				0.0169	0.02004	84	60-150		08/07/97	1953
972105-2				0.0178	0.02004	89	60-150		08/07/97	2022
972105-3				0.0170	0.02004	85	60-150		08/07/97	2051
972105-4				0.0168	0.02004	84	60-150		08/07/97	2120
972105-5				0.0177	0.02004	88	60-150		08/07/97	2049
972105-6				0.0155	0.02004	77	60-150		08/07/97	2218
972077-1				0.0144	0.02004	72	60-150		08/07/97	2247
972077-2				0.0163	0.02004	81	60-150		08/08/97	0014

Surrogate	Units
Decachlorobiphenyl	ug/L

Lab ID	Matrix	QC Type	Dilution	Result	True Value	Percent Recovery	Limits	Flag	Date	Time
		MB		0.0184	0.02004	92	60-150		08/07/97	1826
		LCS		0.0189	0.02004	94	60-150		08/07/97	1855
		LCD		0.0186	0.02004	93	60-150		08/07/97	1924
972105-1				0.0194	0.02004	97	60-150		08/07/97	1953
972105-2				0.0196	0.02004	98	60-150		08/07/97	2022
972105-3				0.0191	0.02004	95	60-150		08/07/97	2051
972105-4				0.0193	0.02004	96	60-150		08/07/97	2120
972105-5				0.0179	0.02004	89	60-150		08/07/97	2049
972105-6				0.0195	0.02004	97	60-150		08/07/97	2218
972077-1				0.0160	0.02004	80	60-150		08/07/97	2247
972077-2				0.0193	0.02004	96	60-150		08/08/97	0014

Method.....: SW-846 8240
Method Code.....: 8240

Batch.....: 24643
Analyst.....: klk

Surrogate	Units
4-Bromofluorobenzene	ug/L

Lab ID	Matrix	QC Type	Dilution	Result	True Value	Percent Recovery	Limits	Flag	Date	Time
		RS		47.33	50.172	94.3	86-115		08/13/97	2139
		MB		47.68	50.172	95.0	86-115		08/13/97	2215
972105-1				46.78	50.172	93.2	86-115		08/13/97	2250
05-2				47.87	50.172	95.4	86-115		08/13/97	0025

The analytical results, opinions or interpretations contained in this report are based upon information and material supplied by the client for whose exclusive and confidential use this report has been made. The analytical results, opinions or interpretations expressed represent the best judgment of Core Laboratories. Core Laboratories, however, makes no warranty or representation, express or implied, of any type, and expressly disclaims same as to the productivity, proper operations or profitableness of any oil, gas, coal or other mineral property, well or sand in connection with which such report is used or relied upon for any reason whatsoever. This report shall not be reproduced, in whole or in part, without the written approval of Core Laboratories.

CORE LABORATORIES

SURROGATE RECOVERIES REPORT

Job Number.: 972105 Report Date: 08/21/97

CUSTOMER: Daniel B. Stephens & Associates PROJECT: ENRON ROSWELL/6033.2 ATTN: Bob Marley

Surrogate	Units
4-Bromofluorobenzene	ug/L

Lab ID	Matrix	QC Type	Dilution	Result	True Value	Percent Recovery	Limits	Flag	Date	Time
972105-3				47.71	50.172	95.1	86-115		08/13/97	0101
972105-4				48.07	50.172	95.8	86-115		08/13/97	0136
972105-5				45.14	50.172	90.0	86-115		08/13/97	0211
972105-6				45.35	50.172	90.4	86-115		08/13/97	0247
972119-3				47.38	50.172	94.4	86-115		08/13/97	0322
972129-6				46.79	50.172	93.3	86-115		08/13/97	0542
972179-3				47.18	50.172	94.0	86-115		08/13/97	0618
972201-1				47.05	50.172	93.8	86-115		08/13/97	0654
		SB		45.37	50.172	90.4	86-115		08/13/97	0730
		SBD		47.53	50.172	94.7	86-115		08/13/97	0805
972129-3				47.65	50.172	95.0	86-115		08/13/97	0357
972129-4				47.59	50.172	94.9	86-115		08/13/97	0432
972129-5				47.77	50.172	95.2	86-115		08/13/97	0507
		RS		47.57	50.172	94.8	86-115		08/14/97	0918
		MB		47.52	50.172	94.7	86-115		08/14/97	0953
972129-3			50	47.82	50.172	95.3	86-115		08/14/97	1029
972129-4			50	48.48	50.172	96.6	86-115		08/14/97	1104
29-5			50	47.53	50.172	94.7	86-115		08/14/97	1140

Surrogate	Units
Dibromofluoromethane	ug/L

Lab ID	Matrix	QC Type	Dilution	Result	True Value	Percent Recovery	Limits	Flag	Date	Time
		RS		44.43	50.190	88.5	86-118		08/13/97	2139
		MB		43.67	50.190	87.0	86-118		08/13/97	2215
972105-1				43.35	50.190	86.4	86-118		08/13/97	2250
972105-2				43.63	50.190	86.9	86-118		08/13/97	0025
972105-3				44.25	50.190	88.2	86-118		08/13/97	0101
972105-4				44.07	50.190	87.8	86-118		08/13/97	0136
972105-5				45.39	50.190	90.4	86-118		08/13/97	0211
972105-6				46.08	50.190	91.8	86-118		08/13/97	0247
972119-3				47.12	50.190	93.9	86-118		08/13/97	0322
972129-6				46.21	50.190	92.1	86-118		08/13/97	0542
972179-3				46.27	50.190	92.2	86-118		08/13/97	0618
972201-1				45.35	50.190	90.4	86-118		08/13/97	0654
		SB		45.43	50.190	90.5	86-118		08/13/97	0730
		SBD		44.01	50.190	87.7	86-118		08/13/97	0805
972129-3				46.30	50.190	92.2	86-118		08/13/97	0357
972129-4				46.10	50.190	91.9	86-118		08/13/97	0432
972129-5				46.90	50.190	93.4	86-118		08/13/97	0507
		RS		45.02	50.190	89.7	86-118		08/14/97	0918
		MB		44.17	50.190	88.0	86-118		08/14/97	0953
972129-3			50	45.06	50.190	89.8	86-118		08/14/97	1029
972129-4			50	44.28	50.190	88.2	86-118		08/14/97	1104
972129-5			50	44.59	50.190	88.8	86-118		08/14/97	1140

The analytical results, opinions or interpretations contained in this report are based upon information and material supplied by the client for whose exclusive and confidential use this report has been made. The analytical results, opinions or interpretations expressed represent the best judgment of Core Laboratories. Core Laboratories, however, makes no warranty or representation, express or implied, of any type, and expressly disclaims same as to the productivity, proper operations or profitableness of any oil, gas, coal or other mineral, property, well or sand in connection with which such report is used or relied upon for any reason whatsoever. This report shall not be reproduced, in whole or in part, without the written approval of Core Laboratories.

CORE LABORATORIES

SURROGATE RECOVERIES REPORT

Job Number.: 972105

Report Date: 08/21/97

CUSTOMER: Daniel B. Stephens & Associates PROJECT: ENRON ROSWELL/6033.2 ATTN: Bob Marley

Surrogate	Units
Toluene-d8	ug/L

Lab ID	Matrix	QC Type	Dilution	Result	True Value	Percent Recovery	Limits	Flag	Date	Time
		RS		48.04	50.175	95.7	88-110		08/13/97	2139
		MB		46.81	50.175	93.3	88-110		08/13/97	2215
972105-1				47.52	50.175	94.7	88-110		08/13/97	2250
972105-2				47.20	50.175	94.1	88-110		08/13/97	0025
972105-3				47.32	50.175	94.3	88-110		08/13/97	0101
972105-4				47.68	50.175	95.0	88-110		08/13/97	0136
972105-5				45.46	50.175	90.6	88-110		08/13/97	0211
972105-6				47.37	50.175	94.4	88-110		08/13/97	0247
972119-3				47.66	50.175	95.0	88-110		08/13/97	0322
972129-6				47.22	50.175	94.1	88-110		08/13/97	0542
972179-3				47.42	50.175	94.5	88-110		08/13/97	0618
972201-1				47.46	50.175	94.6	88-110		08/13/97	0654
		SB		47.52	50.175	94.7	88-110		08/13/97	0730
		SBD		47.45	50.175	94.6	88-110		08/13/97	0805
972129-3				47.25	50.175	94.2	88-110		08/13/97	0357
972129-4				47.37	50.175	94.4	88-110		08/13/97	0432
972129-5				47.58	50.175	94.8	88-110		08/13/97	0507
		RS		46.82	50.175	93.3	88-110		08/14/97	0918
		MB		47.31	50.175	94.3	88-110		08/14/97	0953
972129-3			50	47.26	50.175	94.2	88-110		08/14/97	1029
972129-4			50	47.51	50.175	94.7	88-110		08/14/97	1104
972129-5			50	46.88	50.175	93.4	88-110		08/14/97	1140

Method.....: SW-846 8270 Batch.....: 24775
Method Code.....: 8270 Analyst.....: dmj

Surrogate	Units
2,4,6-Tribromophenol	ug/L

Lab ID	Matrix	QC Type	Dilution	Result	True Value	Percent Recovery	Limits	Flag	Date	Time
		MB	1.00	63.59	100.51	63	10-123		08/15/97	1039
		LCS	1.00	68.02	100.51	68	10-123		08/15/97	1137
		LCD	1.00	63.60	100.51	63	10-123		08/15/97	1234
972077-1			1.00	59.36	100.51	59	10-123		08/15/97	1332
972077-2			1.00	65.55	100.51	65	10-123		08/15/97	1431
972105-1			1.00	65.71	100.51	65	10-123		08/15/97	1529
972105-2			1.00	67.32	100.51	67	10-123		08/15/97	1628
972105-3			1.00	67.44	100.51	67	10-123		08/15/97	1726
972105-4			1.00	64.88	100.51	65	10-123		08/19/97	0015
972105-5			1.00	62.65	100.51	62	10-123		08/19/97	0112
972105-6			1.00	64.20	100.51	64	10-123		08/19/97	0208

The analytical results, opinions or interpretations contained in this report are based upon information and material supplied by the client for whose exclusive and confidential use this report has been made. The analytical results, opinions or interpretations expressed represent the best judgment of Core Laboratories. Core Laboratories, however, makes no warranty or representation, express or implied, of any type, and expressly disclaims same as to the productivity, proper operations or profitableness of any oil, gas, coal or other mineral property, well or sand in connection with which such report is used or relied upon for any reason whatsoever. This report shall not be reproduced, in whole or in part, without the written approval of Core Laboratories.

CORE LABORATORIES

SURROGATE RECOVERIES REPORT

Job Number.: 972105 Report Date: 08/21/97

CUSTOMER: Daniel B. Stephens & Associates PROJECT: ENRON ROSWELL/6033.2 ATTN: Bob Marley

Surrogate	Units
2-Fluorobiphenyl	ug/L

Lab ID	Matrix	QC Type	Dilution	Result	True Value	Percent Recovery	Limits	Flag	Date	Time
		MB	1.00	38.92	50.00	78	43-116		08/15/97	1039
		LCS	1.00	40.28	50.00	81	43-116		08/15/97	1137
		LCD	1.00	38.41	50.00	77	43-116		08/15/97	1234
972077-1			1.00	33.63	50.00	67	43-116		08/15/97	1332
972077-2			1.00	38.48	50.00	77	43-116		08/15/97	1431
972105-1			1.00	40.71	50.00	81	43-116		08/15/97	1529
972105-2			1.00	40.39	50.00	81	43-116		08/15/97	1628
972105-3			1.00	39.85	50.00	80	43-116		08/15/97	1726
972105-4			1.00	41.23	50.00	82	43-116		08/19/97	0015
972105-5			1.00	37.93	50.00	76	43-116		08/19/97	0112
972105-6			1.00	38.26	50.00	77	43-116		08/19/97	0208

Surrogate	Units
2-Fluorophenol	ug/L

Lab ID	Matrix	QC Type	Dilution	Result	True Value	Percent Recovery	Limits	Flag	Date	Time
		MB	1.00	39.99	99.98	40	21-100		08/15/97	1039
		LCS	1.00	37.79	99.98	38	21-100		08/15/97	1137
		LCD	1.00	37.04	99.98	37	21-100		08/15/97	1234
972077-1			1.00	34.76	99.98	35	21-100		08/15/97	1332
972077-2			1.00	40.23	99.98	40	21-100		08/15/97	1431
972105-1			1.00	42.15	99.98	42	21-100		08/15/97	1529
972105-2			1.00	39.75	99.98	40	21-100		08/15/97	1628
972105-3			1.00	42.74	99.98	43	21-100		08/15/97	1726
972105-4			1.00	41.40	99.98	41	21-100		08/19/97	0015
972105-5			1.00	38.31	99.98	38	21-100		08/19/97	0112
972105-6			1.00	42.03	99.98	42	21-100		08/19/97	0208

Surrogate	Units
Nitrobenzene-d5	ug/L

Lab ID	Matrix	QC Type	Dilution	Result	True Value	Percent Recovery	Limits	Flag	Date	Time
		MB	1.00	39.19	50.07	78	35-114		08/15/97	1039
		LCS	1.00	39.51	50.07	79	35-114		08/15/97	1137
		LCD	1.00	38.33	50.07	77	35-114		08/15/97	1234
972077-1			1.00	35.36	50.07	71	35-114		08/15/97	1332
972077-2			1.00	39.03	50.07	78	35-114		08/15/97	1431
972105-1			1.00	40.76	50.07	81	35-114		08/15/97	1529
972105-2			1.00	40.41	50.07	81	35-114		08/15/97	1628
972105-3			1.00	41.14	50.07	82	35-114		08/15/97	1726
972105-4			1.00	35.59	50.07	71	35-114		08/19/97	0015
972105-5			1.00	33.25	50.07	66	35-114		08/19/97	0112
972105-6			1.00	34.50	50.07	69	35-114		08/19/97	0208

The analytical results, opinions or interpretations contained in this report are based upon information and material supplied by the client for whose exclusive and confidential use this report has been made. The analytical results, opinions or interpretations expressed represent the best judgment of Core Laboratories. Core Laboratories, however, makes no warranty or representation, express or implied, of any type, and expressly disclaims same as to the productivity, proper operations or profitableness of any oil, gas, coal or other mineral, property, well or sand in connection with which such report is used or relied upon for any reason whatsoever. This report shall not be reproduced, in whole or in part, without the written approval of Core Laboratories.

CORE LABORATORIES

SURROGATE RECOVERIES REPORT

Job Number.: 972105 Report Date: 08/21/97

CUSTOMER: Daniel B. Stephens & Associates PROJECT: ENRON ROSWELL/6033.2 ATTN: Bob Marley

Surrogate	Units
Phenol-d6	ug/L

Lab ID	Matrix	QC Type	Dilution	Result	True Value	Percent Recovery	Limits	Flag	Date	Time
		MB	1.00	27.03	100.40	27	10-94		08/15/97	1039
		LCS	1.00	24.41	100.40	24	10-94		08/15/97	1137
		LCD	1.00	24.10	100.40	24	10-94		08/15/97	1234
972077-1			1.00	24.44	100.40	24	10-94		08/15/97	1332
972077-2			1.00	27.78	100.40	28	10-94		08/15/97	1431
972105-1			1.00	27.65	100.40	28	10-94		08/15/97	1529
972105-2			1.00	27.58	100.40	27	10-94		08/15/97	1628
972105-3			1.00	28.88	100.40	29	10-94		08/15/97	1726
972105-4			1.00	25.87	100.40	26	10-94		08/19/97	0015
972105-5			1.00	24.76	100.40	25	10-94		08/19/97	0112
972105-6			1.00	26.95	100.40	27	10-94		08/19/97	0208

Surrogate	Units
Terphenyl-d14	ug/L

Lab ID	Matrix	QC Type	Dilution	Result	True Value	Percent Recovery	Limits	Flag	Date	Time
		MB	1.00	43.06	50.02	86	33-141		08/15/97	1039
		LCS	1.00	43.90	50.02	88	33-141		08/15/97	1137
		LCD	1.00	41.11	50.02	82	33-141		08/15/97	1234
972077-1			1.00	40.59	50.02	81	33-141		08/15/97	1332
972077-2			1.00	44.59	50.02	89	33-141		08/15/97	1431
972105-1			1.00	44.24	50.02	88	33-141		08/15/97	1529
972105-2			1.00	44.59	50.02	89	33-141		08/15/97	1628
972105-3			1.00	43.52	50.02	87	33-141		08/15/97	1726
972105-4			1.00	47.56	50.02	95	33-141		08/19/97	0015
972105-5			1.00	47.57	50.02	95	33-141		08/19/97	0112
972105-6			1.00	46.92	50.02	94	33-141		08/19/97	0208

The analytical results, opinions or interpretations contained in this report are based upon information and material supplied by the client for whose exclusive and confidential use this report has been made. The analytical results, opinions or interpretations expressed represent the best judgment of Core Laboratories. Core Laboratories, however, makes no warranty or representation, express or implied, of any type, and expressly disclaims same as to the productivity, proper operations or profitableness of any oil, gas, coal or other mineral, property, well or sand in connection with which such report is used or relied upon for any reason whatsoever. This report shall not be reproduced, in whole or in part, without the written approval of Core Laboratories.

CORE LABORATORIES

QUALITY ASSURANCE METHODS

REFERENCES AND NOTES

Report Date: 08/21/97

	WATER LIMITS Recovery	WATER LIMITS RPD	SOIL LIMITS Recovery	SOIL LIMITS RPD
VOLATILE ORGANICS				
Methods 602/8020 Surrogate				
Bromofluorobenzene	89-110%		78-123%	
Methods 602/8020 Spike/Spike Duplicate				
Benzene	39-150%	25	75-125%	25
Ethylbenzene	32-160%	25	60-140%	25
Toluene	46-148%	25	70-130%	25
Xylenes	75-125%	25	61-139%	25
Method 8015 Mod. Spike/Spike Duplicate				
TVPH	75-125%	20	48-152%	20
TEPH	54-135%	20	54-135%	20
Methods 624/8240/8260 Surrogates				
Dibromofluoromethane	86-118%		80-120%	
Toluene-(d8)	88-110%		81-117%	
4-Bromofluorobenzene	86-115%		74-121%	
Method 524.2 Surrogates				
4-Bromofluorobenzene	80-120%			
1,4-Dichlorobenzene-d4	80-120%			
Methods 624/8240 Spike/Spike Duplicate				
1,1-Dichloroethene	61-145%	14	59-172%	22
Trichloroethene	71-120%	14	62-137%	24
Benzene	76-127%	11	66-142%	21
Toluene	76-125%	13	59-139%	21
Chlorobenzene	75-130%	13	60-133%	21
Method 8260 Spike/Spike Duplicate				
1,1-Dichloroethene	70-130%	14	70-130%	22
Trichloroethene	71-120%	14	70-130%	24
Benzene	76-127%	11	70-130%	21
Toluene	76-125%	13	70-130%	21
Chlorobenzene	75-130%	13	70-130%	21
Method 524.2 Spike/Spike Duplicate				
1,1-Dichloroethene	80-120%	14		
Trichloroethene	80-120%	14		
Benzene	80-120%	11		
Toluene	80-120%	13		
Chlorobenzene	80-120%	13		
PESTICIDES AND PCB'S				
Methods 608/8080 Surrogates				
Tetrachloro-m-xylene	60-150%		60-150%	
4,4'-Dichlorobiphenyl	60-150%		60-150%	
Decachlorobiphenyl	60-150%		60-150%	
Method 8140 Surrogates				
Tributylphosphate	36-152%		36-152%	
Triphenylphosphate	36-152%		36-152%	

The analytical results, opinions or interpretations contained in this report are based upon information and material supplied by the client for whose exclusive and confidential use this report has been made. The analytical results, opinions or interpretations expressed represent the best judgment of Core Laboratories. Core Laboratories, however, makes no warranty or representation, express or implied, of any type, and expressly disclaims same as to the productivity, proper operations or profitableness of any oil, gas, coal or other mineral property, well or sand in connection with which such report is used or relied upon for any reason whatsoever. This report shall not be reproduced, in whole or in part, without the written approval of Core Laboratories.

QUALITY ASSURANCE METHODS

REFERENCES AND NOTES

Report Date: 08/21/97

	WATER LIMITS Recovery	RPD	SOIL LIMITS Recovery	RPD
SEMIVOLATILE ORGANICS				
Methods 625/8270 Surrogates				
Nitrobenzene-d5	35-114%		23-120%	
2-Fluorobiphenyl	43-116%		30-115%	
4-Terphenyl-d14	33-141%		18-137%	
Phenol-d6	10-94%		24-113%	
2-Fluorophenol	21-100%		25-121%	
2,4,6-Tribromophenol	10-123%		19-122%	
Methods 625/8270 Spike/Spike Duplicate				
Phenol	12-110%	42	26-90%	35
2-Chlorophenol	27-123%	40	25-102%	50
1,4-Dichlorobenzene	36-97%	28	28-104%	27
N-Nitroso-di-n-propylamine	41-116%	38	41-126%	38
1,2,4-Trichlorobenzene	39-98%	28	38-107%	23
4-Chloro-3-methylphenol	23-97%	42	26-103%	33
Acenaphthene	46-118%	31	31-137%	19
4-Nitrophenol	10-80%	50	11-114%	50
2,4-Dintrotoluene	24-96%	38	28-89%	47
Pentachlorophenol	9-103%	50	17-109%	47
Pyrene	26-127%	31	35-142%	36
HERBICIDES				
Method 8150 Surrogate				
2,4-Dichlorophenylacetic acid	50-150%		50-150%	
Method 8150 Spike/Spike Duplicate				
2,4-D	41-126%	25	41-126%	25
2,4,5-T	45-119%	25	45-119%	25

The analytical results, opinions or interpretations contained in this report are based upon information and material supplied by the client for whose exclusive and confidential use this report has been made. The analytical results, opinions or interpretations expressed represent the best judgment of Core Laboratories. Core Laboratories, however, makes no warranty or representation, express or implied, of any type, and expressly disclaims same as to the productivity, proper operations or profitableness of any oil, gas, coal or other mineral, property, well or sand in connection with which such report is used or relied upon for any reason whatsoever. This report shall not be reproduced, in whole or in part, without the written approval of Core Laboratories.

QUALITY ASSURANCE METHODS

REFERENCES AND NOTES

Report Date: 08/21/97

(1) EPA 600/4-79-020 Methods for Chemical Analysis of Water and Wastes, March 1983

(2) EPA SW846 Test Methods for Evaluating Solid Waste, Third Edition, September 1986

(3) EPA SW846 Test Methods for Evaluating Solid Waste, Final Update I, July 1992

(4) EPA SW846 Test Methods for Evaluating Solid Waste, Final Update II, September 1994

(5) EPA SW846 Test Methods for Evaluating Solid Waste, Final Update IIA, August 1993

(6) EPA SW846 Test Methods for Evaluating Solid Waste, Final Update IIB, January 1995

(7) Standard Methods for the Examination of Water and Wastewater, 16th Edition, 1985

(8) Standard Methods for the Examination of Water and Wastewater, 17th Edition, 1989

(9) Standard Methods for the Examination of Water and Wastewater, 18th Edition, 1992

(10) EPA 600/4-80-032 Prescribed Procedures For Measurement Of Radioactivity in Drinking Water, August 1980

(11) EPA 600/8-78-017 Microbiological Methods For Monitoring The Environment, December 1978

(12) Federal Register, July 1, 1990 (40 CFR Part 136)

(13) EPA 600/4-88-03 Methods For The Determination of Organics Compounds in Drinking Water, December 1988

(14) U.S.G.S. Methods For Determination of Inorganic Substances In Water And Fluvial Sediments, Book 5, Chapter A1, 1985

(15) Federal Register, June 7, 1991 (40 CFR Parts 141 & 142)

(16) ASTM Section 11 Water and Environmental Technology, Volume 11.01 Water (1), 1991

(17) Methods of Soil Analysis, American Society of Agronomy, Agronomy No. 9, 1965

(18) ASTM Section 5, Petroleum Products, Lubricants, and Fossil Fuels, Volume 05.05, Gaseous Fuels, Coal, and Coke

(19) EPA 600/2-78-054 Field and Laboratory Methods Applicable To Overburdens and Mine Soils, March 1978

(20) ASTM Part 19, Soils and Rocks; Building Stones, 1981

The analytical results, opinions or interpretations contained in this report are based upon information and material supplied by the client for whose exclusive and confidential use this report has been made. The analytical results, opinions or interpretations expressed represent the best judgment of Core Laboratories. Core Laboratories, however, makes no warranty or representation, express or implied, of any type, and expressly disclaims same as to the productivity, proper operations or profitableness of any oil, gas, coal or other mineral property, well or sand in connection with which such report is used or relied upon for any reason whatsoever. This report shall not be reproduced, in whole or in part, without the written approval of Core Laboratories.

QUALITY ASSURANCE METHODS

REFERENCES AND NOTES

Report Date: 08/21/97

COMMENTS

a) ND = Not detected. NC = Not calculable due to value(s) lower than the detection limit.

b) Data in the QA report may differ from final results due to digestion and/or dilution of samples into analytical ranges. Quality control results are reported "as analyzed" within the instruments established calibration range.

c) The "Time Analyzed" in the QA report refers to the start time of the analytical batch which may not reflect the actual time of each analysis. The "Date Analyzed" is the actual date of analysis.

d) Results for soil and sludge samples are reported on a wet weight basis (i.e. not corrected for percent moisture) unless otherwise indicated.

BLANK QC SAMPLE IDENTIFICATION

MB	Method Blank
EB	Extraction Blank
ICB	Initial Calibration Blank
CCB	Continuing Calibration Blank

SPIKE QC SAMPLE IDENTIFICATION

MS	Method (Matrix) Spike
MSD	Method (Matrix) Spike Duplicate
PDS	Post-Digestion Spike
SB	Spike Blank
SBD	Spike Blank Duplicate

REFERENCE STANDARD QC SAMPLE IDENTIFICATION

LCS	Laboratory Control Standard
RS	Reference Standard
ICV	Initial Calibration Verification Standard
CCV	Continuing Calibration Verification Standard
ISA/ISB	ICP Interference Check Sample
ICL	Initial Calibration/Laboratory Control Sample
DSC	Distilled Standard Check

DUPLICATE QC SAMPLE IDENTIFICATION

MD	Method (Matrix) Duplicate
ED	Extraction Duplicate

Analyses performed by a subcontract laboratory are indicated on the analytical and/or quality control reports under "Technician" using the following codes:

SUBCONTRACT LABORATORY	CODE
Core Laboratories - Anaheim, CA	* AN
Core Laboratories - Casper, WY	* CA
Core Laboratories - Corpus Christi, TX	* CC
Core Laboratories - Edison, NJ	* ED
Core Laboratories - Gulf States - Houston, TX	* HE
Core Laboratories - Houston, TX	* HP
Core Laboratories - Indianapolis, IN	* IN

The analytical results, opinions or interpretations contained in this report are based upon information and material supplied by the client for whose exclusive and confidential use this report has been made. The analytical results, opinions or interpretations expressed represent the best judgment of Core Laboratories. Core Laboratories, however, makes no warranty or representation, express or implied, of any type, and expressly disclaims same as to the productivity, proper operations or profitableness of any oil, gas, coal or other mineral, property, well or sand in connection with which such report is used or relied upon for any reason whatsoever. This report shall not be reproduced, in whole or in part, without the written approval of Core Laboratories.

QUALITY ASSURANCE METHODS

REFERENCES AND NOTES

Report Date: 08/21/97

Core Laboratories - Lake Charles, LA	* LC
Core Laboratories - Long Beach, CA	* LB
Core Laboratories - Tampa, FL	* TP
Core Laboratories - Valparaiso, IN	* VP
Other Subcontract Laboratories	* XX

EXPLANATION OF DATA QUALIFIERS - ORGANIC PARAMETERS

U - This qualifier indicates that the analyte was analyzed for but not detected.
J - This qualifier indicates that the value is an estimate. It is used when a compound is determined to be present based on the mass spectral data but at a concentration less than the practical quantitation limit of the method.
E - This qualifier indicates that a sample result is an estimate because the concentration exceeded the upper calibration range of the instrument.

EXPLANATION OF DATA QUALIFIERS - METALS & INORGANIC PARAMETERS

U - This qualifier indicates that the analyte was analyzed for but not detected.
B - This qualifier indicates that the analyte was detected at a level below the reporting limit but greater than or equal to the instrument detection limit.

EXPLANATION OF DATA FLAGS - ALL PARAMETERS

B - This flag indicates that an analyte is present in the method blank as well as in the sample. The client should consider this when evaluating the data.
E - This flag indicates the reported value is estimated due to sample matrix interference.
W - This flag indicates that a post-digestion spike for GFAA analysis is outside quality control limits.
X - This flag indicates that a surrogate recovery is outside quality control limits.
Y - This flag indicates a spike or spike duplicate recovery is outside quality control limits.
Z - This flag indicates a relative percent difference for a spike and spike duplicate is outside quality control limits.
* - This flag indicates a relative percent difference for a duplicate analysis is outside quality control limits.
^ - This flag indicates a percent recovery for a standard is outside quality control limits.

The analytical results, opinions or interpretations contained in this report are based upon information and material supplied by the client for whose exclusive and confidential use this report has been made. The analytical results, opinions or interpretations expressed represent the best judgment of Core Laboratories. Core Laboratories, however, makes no warranty or representation, express or implied, of any type, and expressly disclaims same as to the productivity, proper operations or profitableness of any oil, gas, coal or other mineral property, well or sand in connection with which such report is used or relied upon for any reason whatsoever. This report shall not be reproduced, in whole or in part, without the written approval of Core Laboratories.

Job Number 972192
August 28, 1997

CORE LABORATORIES

ANALYTICAL REPORT

JOB NUMBER: 972192

Prepared For:

Daniel B. Stephens & Associates
6020 Academy NE
Suite 100
Albuquerque, NM 87109

Attention: Bob Marley

Date: 08/28/97

Don Morris
Signature

August 28, 1997
Date

Name: Don L. Morris

Title: Project Coordinator

CORE LABORATORIES, INC.
10703 East Bethany Drive
Aurora, CO 80014

PHONE: (303) 751-1780
FAX: (303) 751-1784

The analytical results, opinions or interpretations contained in this report are based upon information and material supplied by the client for whose exclusive and confidential use this report has been made. The analytical results, opinions or interpretations expressed represent the best judgment of Core Laboratories. Core Laboratories, however, makes no warranty or representation, express or implied, of any type, and expressly disclaims same as to the productivity, proper operations or profitableness of any oil, gas, coal or other mineral property, well or sand in connection with which such report is used or relied upon for any reason whatsoever. This report shall not be reproduced, in whole or in part, without the written approval of Core Laboratories.

CORE LAB

CORE LABORATC ES, INC.

P 109016

CHAIN OF CUSTODY RECORD

CUSTOMER INFORMATION	PROJECT INFORMATION
COMPANY: Daniel B. Stephens	PROJECT NAME/NUMBER: RIRAP Roswell / 6033.2
SEND REPORT TO: Bob Manley	BILLING INFORMATION
ADDRESS: 6020 Academy NE #100 Albuquerque, NM 87109	BILL TO: George Robinson ADDRESS: c/o Enron Environmental Svcs. 1400 Smith St. Huston TX 77002
PHONE: 822-9400	PHONE: 713-646 7327
FAX: 505-822-8877	FAX: PO NO.:

LAB JOB NO. 972192

SAMPLE NO.	SAMPLE DESCRIPTION	SAMPLE DATE	SAMPLE TIME	SAMPLE MATRIX	CONTAINER	PRESERV.	NUMBER OF CONTAINERS	8080 PCB's	8270 SVOC's	METALS 6010	ANIONS	TDS	NO2/NO3	8240 VOC's		REMARKS / PRECAUTIONS
1	mw-12	8/6/97	17:25	water			11	X	X	X	X	X	X	X		
2	mw-20	8/7/97	13:35	water			11	X	X	X	X	X	X	X		
3	mw-22	8/7/97	14:25	water			12	X	X	X	X	X	X	X		Filter prior to inorganic analysis
4	mw-21	8/7/97	15:40	water			11	X	X	X	X	X	X	X		
																Temp 2.7°C

SAMPLER: Pigman / Calvert

SHIPMENT METHOD: Fed ex

AIRBILL NO.: 5541655910

REQUIRED TURNAROUND:* [ ] SAME DAY [ ] 24 HOURS [ ] 48 HOURS [ ] 72 HOURS [ ] 5 DAYS [ ] 10 DAYS [X] ROUTINE OTHER

1. RELINQUISHED BY:	DATE	2. RELINQUISHED BY:	DATE	3. RELINQUISHED BY:	DATE
SIGNATURE: Clarence Pryor	8/7/97	SIGNATURE:		SIGNATURE:	
PRINTED NAME/COMPANY: CLARENCE PRYOR PIGMAN DBSA	TIME 1630	PRINTED NAME/COMPANY:	TIME	PRINTED NAME/COMPANY:	TIME
1. RECEIVED BY:	DATE	2. RECEIVED BY:	DATE	3. RECEIVED BY:	DATE
SIGNATURE: Ann Kelley	8/9/97	SIGNATURE:		SIGNATURE:	
PRINTED NAME/COMPANY: Ann Kelley CORE	TIME 1105	PRINTED NAME/COMPANY:	TIME	PRINTED NAME/COMPANY:	TIME

* RUSH TURNAROUND MAY REQUIRE SURCHARGE

☐ **Anaheim, CA** 1250 E. Gene Autry Way Anaheim, CA 92805 (714) 937-1094 Fax (714) 937-1170

☐ **Aurora, CO** 10703 E. Bethany Drive Aurora, CO 80014 (303) 751-1780 Fax (303) 751-1784

☐ **Casper, WY** 420 W. First Street Casper, WY 82601 (307) 235-5741 Fax (307) 266-1676

☐ **Corpus Christi, TX** 1733 N. Padre Island Drive Corpus Christi, TX 78408 (512) 289-2673 Fax (512) 289-2471

☐ **Edison, NJ** 284 Raritan Center Parkway Edison, NJ 08837 (908) 225-6700 Fax (908) 225-6777

☐ **Houston, TX (Env)** 6310 Rothway Drive Houston, TX 77040 (713) 690-4444 Fax (713) 690-5646

☐ **Houston, TX (Pet)** 8210 Mosley Road Houston, TX 77075 (713) 943-9776 Fax (713) 943-3846

☐ **Indianapolis, IN** 7726 Moller Road Indianapolis, IN 46268 (317) 875-5894 Fax (317) 872-6189

☐ **Lake Charles, LA** 3645 Beglis Parkway Sulphur, LA 70663 (318) 583-4926 Fax (318) 583-4929

☐ **Long Beach, CA** 3700 Cherry Avenue Long Beach, CA 90807 (310) 595-8401 Fax (310) 427-5174

☐ **Tampa, FL** 5460 Beaumont Center Blvd. Tampa, FL 33634 (813)884-8268 Fax (813) 885-4838

☐ **Valparaiso, IN** 2400 Cumberland Drive Valparaiso, IN 46383 (219) 464-2388 Fax (219) 462-2952

CORE LABORATORIES

SAMPLE DELIVERY GROUP NARRATIVE

August 27, 1997

Customer: Daniel B. Stephens & Associates
Project: ENRON ROSWELL/6033.2
Core Laboratories Project Number: 972192

Method 8270 GC/MS Semivolatiles Analysis:

The laboratory control sample analyzed on 8/20/97 had 4-chloro-3-methylphenol and 4-nitrophenol above acceptance criteria. There were no detections for these analytes in the associated samples. The matrix spike and matrix spike duplicate analyzed on 8/20/97 had 4-nitrophenol and pentachlorophenol above acceptance criteria. There were no detections for these analytes in the samples. Historical data shows that higher recoveries can be expected for these compounds.

Method 8260 GC/MS Volatiles Analysis:

The blank spike and blank spike duplicate analyzed on 8/15/97 was injected outside of the 12 hour tune. All quality control was within acceptance criteria and the BS/BSD were reported.

Linda L. Benkers
QA/QC Coordinator

Kathy L. Klausmeier
Laboratory Supervisor

The analytical results, opinions or interpretations contained in this report are based upon information and material supplied by the client for whose exclusive and confidential use this report has been made. The analytical results, opinions or interpretations expressed represent the best judgment of Core Laboratories. Core Laboratories, however, makes no warranty or representation, express or implied, of any kind, and expressly disclaims same as to the productivity, proper operations or profitableness of any oil, gas, coal or other mineral property, well or sand in connection with which such report is used or relied upon for any reason whatsoever. This report may not be reproduced, in whole or in part, without the written approval of Core Laboratories.

CORE LABORATORIES

Sample Delivery Group Narrative

August 28, 1997

Customer: Daniel B. Stephens & Associates
Project: ENRON ROSWELL/6033.2
Core Laboratories Project Number: 972192

During the analysis and subsequent data review, it was noted that the method duplicate on sample 972192-4 (MW-21) for potassium was outside of the normal acceptance limits for method duplicates. Upon review of the data, no definitive answer was found to explain the variance. Under a normal CLP reporting format, this potassium value and all associated values would be flagged with an "*" on the final report.

Linda L. Benkers
QA/QC Coordinator

The analytical results, opinions or interpretations contained in this report are based upon information and material supplied by the client for whose exclusive and confidential use this report has been made. The analytical results, opinions or interpretations expressed represent the best judgment of Core Laboratories. Core Laboratories, however, makes no warranty or representation, express or implied, in fact or in law, and expressly disclaims same as to the productivity, proper operations or profitabilness of any oil, gas, coal or other mineral property, well or sand in connection with which such report is used or relied upon for any reason whatsoever. This report shall not be reproduced, in whole or in part, without the written approval of Core Laboratories.

CORE LABORATORIES

SAMPLE INFORMATION
Date: 08/28/97

Job Number.: 972192
Customer ..: Daniel B. Stephens & Associates
Attn.....: Bob Marley

Project Number.....: 97000162
Customer Project ID....: ENRON ROSWELL/6033.2
Project Description....: DB Stephens/ 6033.2

Laboratory Sample ID	Customer Sample ID	Sample Matrix	Date Sampled	Time Sampled	Date Received	Time Received
972192-1	MW-12	Water	08/06/97	17:25	08/09/97	11:05
972192-2	MW-20	Water	08/07/97	13:35	08/09/97	11:05
972192-3	MW-22	Water	08/07/97	14:25	08/09/97	11:05
972192-4	MW-21	Water	08/07/97	15:40	08/09/97	11:05

The analytical results, opinions or interpretations contained in this report are based upon information and material supplied by the client for whose exclusive and confidential use this report has been made. The analytical results, opinions or interpretations expressed represent the best judgment of Core Laboratories. Core Laboratories, however, makes no warranty or representation, express or implied, of any kind, and expressly disclaims same as to the productivity, proper operations or profitableness of any oil, gas, coal or other mineral, property, well or sand in connection with which such report is used or relied upon for any reason whatsoever. This report shall not be reproduced, in whole or in part, without the written approval of Core Laboratories.

CORE LABORATORIES

LABORATORY TEST RESULTS

Job Number: 972192 Date: 08/28/97

CUSTOMER: Daniel B. Stephens & Associates PROJECT: ENRON ROSWELL/6033.2 ATTN: Bob Marley

Customer Sample ID: MW-12
Date Sampled.....: 08/06/97
Time Sampled.....: 17:25
Sample Matrix.....: Water

Laboratory Sample ID: 972192-1
Date Received.....: 08/09/97
Time Received.....: 11:05

TEST METHOD	PARAMETER/TEST DESCRIPTION	SAMPLE RESULT	REPORTING LIMIT	UNITS	DATE	TECH
SM 2320 B	Alkalinity, Total as CaCO3, Unfilt.	106	5	mg/L	08/19/97	mjf
SM 2320 B	Bicarbonate (HCO3), Unfilt.	129	5	mg/L	08/19/97	mjf
SM 2320 B	Carbonate (CO3), Unfilt.	<1	1	mg/L	08/19/97	mjf
EPA 325.2	Chloride, Unfilt.	435	2	mg/L	08/11/97	lmj
EPA 353.2	Nitrate + Nitrite as N, Unfilt.	0.41	0.05	mg/L	08/12/97	lmj
EPA 160.1	Solids, Total Dissolved (TDS), Filt.	3670	10	mg/L	08/13/97	lmj
EPA 375.2	Sulfate (SO4), Unfilt.	1640	200	mg/L	08/12/97	lmj
SW-846 3010	Acid Digestion, Total Metals	Complete			08/14/97	veb
SW-846 6010A	Arsenic (As), Total	<0.01	0.01	mg/L	08/22/97	gag
SW-846 6010A	Barium (Ba), Total	0.01	0.01	mg/L	08/19/97	gag
SW-846 6010A	Cadmium (Cd), Total	<0.005	0.005	mg/L	08/19/97	gag
SW-846 6010A	Calcium (Ca), Total	605	0.5	mg/L	08/19/97	gag
SW-846 6010A	Chromium (Cr), Total	<0.01	0.01	mg/L	08/19/97	gag
SW-846 6010A	Copper (Cu), Total	<0.01	0.01	mg/L	08/19/97	gag
SW-846 6010A	Iron (Fe), Total	0.52	0.03	mg/L	08/19/97	gag
SW-846 6010A	Lead (Pb), Total	<0.003	0.003	mg/L	08/22/97	gag
SW-846 6010A	Magnesium (Mg), Total	123	0.5	mg/L	08/19/97	gag
SW-846 6010A	Manganese (Mn), Total	0.27	0.01	mg/L	08/19/97	gag
SW-846 7470	Mercury (Hg), Total	<0.0002	0.0002	mg/L	08/14/97	veb
SW-846 6010A	Potassium (K), Total	<5	5	mg/L	08/19/97	gag
SW-846 6010A	Selenium (Se), Total	<0.01	0.01	mg/L	08/22/97	gag
SW-846 6010A	Silver (Ag), Total	<0.01	0.01	mg/L	08/19/97	gag
SW-846 6010A	Sodium (Na), Total	236	5	mg/L	08/19/97	gag
SW-846 6010A	Zinc (Zn), Total	0.01	0.01	mg/L	08/19/97	gag
SW-846 3520B	Extraction (Continuous Liq/Liq) PCBs					

The analytical results, opinions or interpretations contained in this report are based upon information and material supplied by the client for whose exclusive and confidential use this report has been made. The analytical results, opinions or interpretations expressed represent the best judgment of Core Laboratories. Core Laboratories, however, makes no warranty or representation, express or implied, of any type, and expressly disclaims same as to the productivity, proper operations or profitableness of any oil, gas, coal, or other mineral property, well or sand in connection with which such report is used or relied upon for any reason whatsoever. This report shall not be reproduced, in whole or in part, without the written approval of Core Laboratories.

CORE LABORATORIES

LABORATORY TEST RESULTS

Job Number: 972192 Date: 08/28/97

CUSTOMER: Daniel B. Stephens & Associates PROJECT: ENRON ROSWELL/6033.2 ATTN: Bob Marley

Customer Sample ID: MW-12
Date Sampled.....: 08/06/97
Time Sampled.....: 17:25
Sample Matrix.....: Water

Laboratory Sample ID: 972192-1
Date Received.....: 08/09/97
Time Received.....: 11:05

TEST METHOD	PARAMETER/TEST DESCRIPTION	SAMPLE RESULT	REPORTING LIMIT	UNITS	DATE	TECH
	Continuous Liquid-Liquid Extraction	Complete			08/11/97	rwm
SW-846 8080	PCB Analysis					
	Aroclor 1016	ND	0.5	ug/L	08/22/97	smc
	Aroclor 1221	ND	0.5	ug/L	08/22/97	smc
	Aroclor 1232	ND	0.5	ug/L	08/22/97	smc
	Aroclor 1242	ND	0.5	ug/L	08/22/97	smc
	Aroclor 1248	ND	0.5	ug/L	08/22/97	smc
	Aroclor 1254	ND	0.5	ug/L	08/22/97	smc
	Aroclor 1260	ND	0.5	ug/L	08/22/97	smc
	Aroclor 1262	ND	0.5	ug/L	08/22/97	smc
	Aroclor 1268	ND	0.5	ug/L	08/22/97	smc
	Total PCB's	ND		ug/L	08/22/97	smc
SW-846 3520B	Extraction (Continuous Liq/Liq)					
	Continuous Liquid-Liquid Extraction	Complete			08/12/97	rwm
SW-846 8270	Semivolatile Organics					
	Acenaphthene	ND	10	ug/L	08/22/97	dmj
	Acenaphthylene	ND	10	ug/L	08/22/97	dmj
	Anthracene	ND	10	ug/L	08/22/97	dmj
	Benzidine	ND	50	ug/L	08/22/97	dmj
	Benzo(a)anthracene	ND	10	ug/L	08/22/97	dmj
	Benzo(b)fluoranthene	ND	10	ug/L	08/22/97	dmj
	Benzo(k)fluoranthene	ND	10	ug/L	08/22/97	dmj
	Benzo(ghi)perylene	ND	10	ug/L	08/22/97	dmj
	Benzo(a)pyrene	ND	10	ug/L	08/22/97	dmj
	Benzyl alcohol	ND	20	ug/L	08/22/97	dmj
	Butyl benzyl phthalate	ND	10	ug/L	08/22/97	dmj
	Bis(2-chloroethoxy)methane	ND	10	ug/L	08/22/97	dmj
	Bis(2-chloroethyl)ether	ND	10	ug/L	08/22/97	dmj
	Bis(2-chloroisopropyl)ether	ND	10	ug/L	08/22/97	dmj
	Bis(2-ethylhexyl)phthalate	ND	10	ug/L	08/22/97	dmj
	4-Bromophenyl phenyl ether	ND	10	ug/L	08/22/97	dmj
	4-Chloroaniline	ND	10	ug/L	08/22/97	dmj
	2-Chloronaphthalene	ND	10	ug/L	08/22/97	dmj
	4-Chlorophenyl phenyl ether	ND	10	ug/L	08/22/97	dmj
	Chrysene	ND	10	ug/L	08/22/97	dmj
	Dibenzo(a,h)anthracene	ND	10	ug/L	08/22/97	dmj
	Dibenzofuran	ND	10	ug/L	08/22/97	dmj
	1,2-Dichlorobenzene	ND	10	ug/L	08/22/97	dmj
	1,3-Dichlorobenzene	ND	10	ug/L	08/22/97	dmj
	1,4-Dichlorobenzene	ND	10	ug/L	08/22/97	dmj
	3,3-Dichlorobenzidine	ND	20	ug/L	08/22/97	dmj
	Diethyl phthalate	ND	10	ug/L	08/22/97	dmj
	Dimethyl phthalate	ND	10	ug/L	08/22/97	dmj
	Di-n-butyl phthalate	ND	10	ug/L	08/22/97	dmj
	Di-n-octyl phthalate	ND	10	ug/L	08/22/97	dmj
	2,4-Dinitrotoluene	ND	10	ug/L	08/22/97	dmj

The analytical results, opinions or interpretations contained in this report are based upon information and material supplied by the client for whose exclusive and confidential use this report has been made. The analytical results, opinions or interpretations expressed represent the best judgment of Core Laboratories. Core Laboratories, however, makes no warranty or representation, express or implied, of any type, and expressly disclaims same as to the productivity, proper operations or profitableness of any oil, gas, coal or other minerals, property, well or sand in connection with which such report is used or relied upon for any reason whatsoever. This report shall not be reproduced, in whole or in part, without the written approval of Core Laboratories.

CORE LABORATORIES

LABORATORY TEST RESULTS

Job Number: 972192 Date: 08/28/97

CUSTOMER: Daniel B. Stephens & Associates PROJECT: ENRON ROSWELL/6033.2 ATTN: Bob Marley

Customer Sample ID: MW-12
Date Sampled.....: 08/06/97
Time Sampled.....: 17:25
Sample Matrix.....: Water

Laboratory Sample ID: 972192-1
Date Received.....: 08/09/97
Time Received.....: 11:05

TEST METHOD	PARAMETER/TEST DESCRIPTION	SAMPLE RESULT	REPORTING LIMIT	UNITS	DATE	TECH
	2,6-Dinitrotoluene	ND	10	ug/L	08/22/97	dmj
	Fluoranthene	ND	10	ug/L	08/22/97	dmj
	Fluorene	ND	10	ug/L	08/22/97	dmj
	Hexachlorobenzene	ND	10	ug/L	08/22/97	dmj
	Hexachlorobutadiene	ND	10	ug/L	08/22/97	dmj
	Hexachlorocyclopentadiene	ND	10	ug/L	08/22/97	dmj
	Hexachloroethane	ND	10	ug/L	08/22/97	dmj
	Indeno(1,2,3-cd)pyrene	ND	10	ug/L	08/22/97	dmj
	Isophorone	ND	10	ug/L	08/22/97	dmj
	2-Methylnaphthalene	ND	10	ug/L	08/22/97	dmj
	Naphthalene	ND	10	ug/L	08/22/97	dmj
	o-Nitroaniline	ND	50	ug/L	08/22/97	dmj
	m-Nitroaniline	ND	50	ug/L	08/22/97	dmj
	p-Nitroaniline	ND	50	ug/L	08/22/97	dmj
	Nitrobenzene	ND	10	ug/L	08/22/97	dmj
	n-Nitrosodi-n-propylamine	ND	10	ug/L	08/22/97	dmj
	n-Nitrosodiphenylamine	ND	10	ug/L	08/22/97	dmj
	Phenanthrene	ND	10	ug/L	08/22/97	dmj
	Pyrene	ND	10	ug/L	08/22/97	dmj
	1,2,4-Trichlorobenzene	ND	10	ug/L	08/22/97	dmj
	Benzoic acid	ND	50	ug/L	08/22/97	dmj
	4-Chloro-3-methylphenol	ND	10	ug/L	08/22/97	dmj
	2-Chlorophenol	ND	10	ug/L	08/22/97	dmj
	2,4-Dichlorophenol	ND	10	ug/L	08/22/97	dmj
	2,4-Dimethylphenol	ND	10	ug/L	08/22/97	dmj
	2,4-Dinitrophenol	ND	50	ug/L	08/22/97	dmj
	2-Methyl-4,6-dinitrophenol	ND	50	ug/L	08/22/97	dmj
	2-Methylphenol (o-cresol)	ND	10	ug/L	08/22/97	dmj
	4-Methylphenol (p-cresol)	ND	10	ug/L	08/22/97	dmj
	2-Nitrophenol	ND	10	ug/L	08/22/97	dmj
	4-Nitrophenol	ND	50	ug/L	08/22/97	dmj
	Pentachlorophenol	ND	50	ug/L	08/22/97	dmj
	Phenol	ND	10	ug/L	08/22/97	dmj
	2,4,5-Trichlorophenol	ND	10	ug/L	08/22/97	dmj
	2,4,6-Trichlorophenol	ND	10	ug/L	08/22/97	dmj
SW-846 8240	Volatile Organics					
	Acetone	ND	100	ug/L	08/14/97	klk
	Benzene	280	10	ug/L	08/14/97	klk
	Bromodichloromethane	ND	5	ug/L	08/14/97	klk
	Bromoform	ND	5	ug/L	08/14/97	klk
	Bromomethane	ND	10	ug/L	08/14/97	klk
	Methyl ethyl ketone (2-Butanone)	ND	100	ug/L	08/14/97	klk
	Carbon disulfide	ND	5	ug/L	08/14/97	klk
	Carbon tetrachloride	ND	5	ug/L	08/14/97	klk
	Chlorobenzene	ND	5	ug/L	08/14/97	klk
	Chloroethane	ND	10	ug/L	08/14/97	klk
	2-Chloroethylvinyl ether	ND	10	ug/L	08/14/97	klk
	Chloroform	ND	5	ug/L	08/14/97	klk

The analytical results, opinions or interpretations contained in this report are based upon information and material supplied by the client for whose exclusive and confidential use this report has been made. The analytical results, opinions or interpretations expressed represent the best judgment of Core Laboratories. Core Laboratories, however, makes no warranty or representation, express or implied, of any type, and expressly disclaims same as to the productivity, proper operations, or profitableness of any oil, gas, coal or other mineral property, well or sand, in connection with which such report is used or relied upon for any reason whatsoever. This report shall not be reproduced, in whole or in part, without the written approval of Core Laboratories.

CORE LABORATORIES

LABORATORY TEST RESULTS

Job Number: 972192 Date: 08/28/97

CUSTOMER: Daniel B. Stephens & Associates PROJECT: ENRON ROSWELL/6033.2 ATTN: Bob Marley

Customer Sample ID: MW-12
Date Sampled.....: 08/06/97
Time Sampled.....: 17:25
Sample Matrix.....: Water

Laboratory Sample ID: 972192-1
Date Received.....: 08/09/97
Time Received.....: 11:05

TEST METHOD	PARAMETER/TEST DESCRIPTION	SAMPLE RESULT	REPORTING LIMIT	UNITS	DATE	TECH
	Chloromethane	ND	10	ug/L	08/14/97	klk
	Dibromochloromethane	ND	5	ug/L	08/14/97	klk
	1,1-Dichloroethane	ND	5	ug/L	08/14/97	klk
	1,2-Dichloroethane	9	5	ug/L	08/14/97	klk
	1,1-Dichloroethene	ND	5	ug/L	08/14/97	klk
	trans-1,2-Dichloroethene	ND	5	ug/L	08/14/97	klk
	1,2-Dichloropropane	ND	5	ug/L	08/14/97	klk
	cis-1,3-Dichloropropene	ND	5	ug/L	08/14/97	klk
	trans-1,3-Dichloropropene	ND	5	ug/L	08/14/97	klk
	Ethylbenzene	ND	5	ug/L	08/14/97	klk
	2-Hexanone	ND	50	ug/L	08/14/97	klk
	Methylene chloride	ND	5	ug/L	08/14/97	klk
	4-Methyl-2-pentanone (MIBK)	ND	50	ug/L	08/14/97	klk
	Styrene	ND	5	ug/L	08/14/97	klk
	1,1,2,2-Tetrachloroethane	ND	5	ug/L	08/14/97	klk
	Tetrachloroethene	ND	5	ug/L	08/14/97	klk
	Toluene	ND	5	ug/L	08/14/97	klk
	1,1,1-Trichloroethane	ND	5	ug/L	08/14/97	klk
	1,1,2-Trichloroethane	ND	5	ug/L	08/14/97	klk
	Trichloroethene	ND	5	ug/L	08/14/97	klk
	Vinyl acetate	ND	50	ug/L	08/14/97	klk
	Vinyl chloride	ND	10	ug/L	08/14/97	klk
	Xylenes (total)	ND	5	ug/L	08/14/97	klk

The analytical results, opinions or interpretations contained in this report are based upon information and material supplied by the client for whose exclusive and confidential use this report has been made. The analytical results, opinions or interpretations expressed represent the best judgment of Core Laboratories. Core Laboratories, however, makes no warranty or representation, express or implied, of any type, and expressly disclaims same as to the productivity, proper operations or profitableness of any oil, gas, coal or other mineral, property, well or sand in connection with which such report is used or relied upon for any reason whatsoever. This report shall not be reproduced, in whole or in part, without the written approval of Core Laboratories.

CORE LABORATORIES

LABORATORY TEST RESULTS

Job Number: 972192

Date: 08/28/97

CUSTOMER: Daniel B. Stephens & Associates PROJECT: ENRON ROSWELL/6033.2 ATTN: Bob Marley

Customer Sample ID: MW-20
Date Sampled.....: 08/07/97
Time Sampled.....: 13:35
Sample Matrix.....: Water

Laboratory Sample ID: 972192-2
Date Received.....: 08/09/97
Time Received.....: 11:05

TEST METHOD	PARAMETER/TEST DESCRIPTION	SAMPLE RESULT	REPORTING LIMIT	UNITS	DATE	TECH
SM 2320 B	Alkalinity, Total as CaCO3, Unfilt.	200	5	mg/L	08/19/97	mjf
SM 2320 B	Bicarbonate (HCO3), Unfilt.	244	5	mg/L	08/19/97	mjf
SM 2320 B	Carbonate (CO3), Unfilt.	<1	1	mg/L	08/19/97	mjf
EPA 325.2	Chloride, Unfilt.	385	2	mg/L	08/11/97	lmj
EPA 353.2	Nitrate + Nitrite as N, Unfilt.	1.65	0.05	mg/L	08/12/97	lmj
EPA 160.1	Solids, Total Dissolved (TDS), Filt.	3710	10	mg/L	08/13/97	lmj
EPA 375.2	Sulfate (SO4), Unfilt.	1820	200	mg/L	08/12/97	lmj
SW-846 3010	Acid Digestion, Total Metals	Complete			08/14/97	veb
.-846 6010A	Arsenic (As), Total	<0.01	0.01	mg/L	08/22/97	gag
SW-846 6010A	Barium (Ba), Total	0.04	0.01	mg/L	08/19/97	gag
SW-846 6010A	Cadmium (Cd), Total	<0.005	0.005	mg/L	08/19/97	gag
SW-846 6010A	Calcium (Ca), Total	617	0.5	mg/L	08/19/97	gag
SW-846 6010A	Chromium (Cr), Total	<0.01	0.01	mg/L	08/19/97	gag
SW-846 6010A	Copper (Cu), Total	0.02	0.01	mg/L	08/19/97	gag
SW-846 6010A	Iron (Fe), Total	1.85	0.03	mg/L	08/19/97	gag
SW-846 6010A	Lead (Pb), Total	<0.003	0.003	mg/L	08/22/97	gag
SW-846 6010A	Magnesium (Mg), Total	135	0.5	mg/L	08/19/97	gag
SW-846 6010A	Manganese (Mn), Total	0.08	0.01	mg/L	08/19/97	gag
SW-846 7470	Mercury (Hg), Total	<0.0002	0.0002	mg/L	08/14/97	veb
SW-846 6010A	Potassium (K), Total	<5	5	mg/L	08/19/97	gag
SW-846 6010A	Selenium (Se), Total	<0.01	0.01	mg/L	08/22/97	gag
SW-846 6010A	Silver (Ag), Total	<0.01	0.01	mg/L	08/19/97	gag
SW-846 6010A	Sodium (Na), Total	239	5	mg/L	08/19/97	gag
SW-846 6010A	Zinc (Zn), Total	0.05	0.01	mg/L	08/19/97	gag
·846 3520B	Extraction (Continuous Liq/Liq) PCBs					

The analytical results, opinions or interpretations contained in this report are based upon information and material supplied by the client for whose exclusive and confidential use this report has been made. The analytical results, opinions or interpretations expressed represent the best judgment of Core Laboratories. Core Laboratories, however, makes no warranty or representation, express or implied, of any kind, and expressly disclaims same as to the productivity, proper operations or profitableness of any oil, gas, coal or other mineral property, well or sand in connection with which such report is used or relied upon for any reason whatsoever. This report shall not be reproduced, in whole or in part, without the written approval of Core Laboratories.

CORE LABORATORIES

LABORATORY TEST RESULTS

Job Number: 972192 Date: 08/28/97

CUSTOMER: Daniel B. Stephens & Associates PROJECT: ENRON ROSWELL/6033.2 ATTN: Bob Marley

Customer Sample ID: MW-20
Date Sampled.....: 08/07/97
Time Sampled.....: 13:35
Sample Matrix.....: Water

Laboratory Sample ID: 972192-2
Date Received.....: 08/09/97
Time Received.....: 11:05

TEST METHOD	PARAMETER/TEST DESCRIPTION	SAMPLE RESULT	REPORTING LIMIT	UNITS	DATE	TECH
	Continuous Liquid-Liquid Extraction	Complete			08/11/97	rwm
SW-846 8080	PCB Analysis					
	Aroclor 1016	ND	0.5	ug/L	08/22/97	smc
	Aroclor 1221	ND	0.5	ug/L	08/22/97	smc
	Aroclor 1232	ND	0.5	ug/L	08/22/97	smc
	Aroclor 1242	ND	0.5	ug/L	08/22/97	smc
	Aroclor 1248	ND	0.5	ug/L	08/22/97	smc
	Aroclor 1254	ND	0.5	ug/L	08/22/97	smc
	Aroclor 1260	ND	0.5	ug/L	08/22/97	smc
	Aroclor 1262	ND	0.5	ug/L	08/22/97	smc
	Aroclor 1268	ND	0.5	ug/L	08/22/97	smc
	Total PCB's	ND		ug/L	08/22/97	smc
SW-846 3520B	Extraction (Continuous Liq/Liq)					
	Continuous Liquid-Liquid Extraction	Complete			08/12/97	rwm
SW-846 8270	Semivolatile Organics					
	Acenaphthene	ND	10	ug/L	08/22/97	dmj
	Acenaphthylene	ND	10	ug/L	08/22/97	dmj
	Anthracene	ND	10	ug/L	08/22/97	dmj
	Benzidine	ND	50	ug/L	08/22/97	dmj
	Benzo(a)anthracene	ND	10	ug/L	08/22/97	dmj
	Benzo(b)fluoranthene	ND	10	ug/L	08/22/97	dmj
	Benzo(k)fluoranthene	ND	10	ug/L	08/22/97	dmj
	Benzo(ghi)perylene	ND	10	ug/L	08/22/97	dmj
	Benzo(a)pyrene	ND	10	ug/L	08/22/97	dmj
	Benzyl alcohol	ND	20	ug/L	08/22/97	dmj
	Butyl benzyl phthalate	ND	10	ug/L	08/22/97	dmj
	Bis(2-chloroethoxy)methane	ND	10	ug/L	08/22/97	dmj
	Bis(2-chloroethyl)ether	ND	10	ug/L	08/22/97	dmj
	Bis(2-chloroisopropyl)ether	ND	10	ug/L	08/22/97	dmj
	Bis(2-ethylhexyl)phthalate	ND	10	ug/L	08/22/97	dmj
	4-Bromophenyl phenyl ether	ND	10	ug/L	08/22/97	dmj
	4-Chloroaniline	ND	10	ug/L	08/22/97	dmj
	2-Chloronaphthalene	ND	10	ug/L	08/22/97	dmj
	4-Chlorophenyl phenyl ether	ND	10	ug/L	08/22/97	dmj
	Chrysene	ND	10	ug/L	08/22/97	dmj
	Dibenzo(a,h)anthracene	ND	10	ug/L	08/22/97	dmj
	Dibenzofuran	ND	10	ug/L	08/22/97	dmj
	1,2-Dichlorobenzene	ND	10	ug/L	08/22/97	dmj
	1,3-Dichlorobenzene	ND	10	ug/L	08/22/97	dmj
	1,4-Dichlorobenzene	ND	10	ug/L	08/22/97	dmj
	3,3-Dichlorobenzidine	ND	20	ug/L	08/22/97	dmj
	Diethyl phthalate	ND	10	ug/L	08/22/97	dmj
	Dimethyl phthalate	ND	10	ug/L	08/22/97	dmj
	Di-n-butyl phthalate	ND	10	ug/L	08/22/97	dmj
	Di-n-octyl phthalate	ND	10	ug/L	08/22/97	dmj
	2,4-Dinitrotoluene	ND	10	ug/L	08/22/97	dmj

The analytical results, opinions or interpretations contained in this report are based upon information and material supplied by the client for whose exclusive and confidential use this report has been made. The analytical results, opinions or interpretations expressed represent the best judgment of Core Laboratories. Core Laboratories, however, makes no warranty or representation, express or implied, of any type, and expressly disclaims same as to the productivity, proper operations or profitableness of any oil, gas, coal or other mineral property, well or sand in connection with which such report is used or relied upon for any reason whatsoever. This report shall not be reproduced, in whole or in part, without the written approval of Core Laboratories.

CORE LABORATORIES

LABORATORY TEST RESULTS

Job Number: 972192

Date: 08/28/97

CUSTOMER: Daniel B. Stephens & Associates PROJECT: ENRON ROSWELL/6033.2 ATTN: Bob Marley

Customer Sample ID: MW-20
Date Sampled.....: 08/07/97
Time Sampled.....: 13:35
Sample Matrix.....: Water

Laboratory Sample ID: 972192-2
Date Received.....: 08/09/97
Time Received.....: 11:05

TEST METHOD	PARAMETER/TEST DESCRIPTION	SAMPLE RESULT	REPORTING LIMIT	UNITS	DATE	TECH
	2,6-Dinitrotoluene	ND	10	ug/L	08/22/97	dmj
	Fluoranthene	ND	10	ug/L	08/22/97	dmj
	Fluorene	ND	10	ug/L	08/22/97	dmj
	Hexachlorobenzene	ND	10	ug/L	08/22/97	dmj
	Hexachlorobutadiene	ND	10	ug/L	08/22/97	dmj
	Hexachlorocyclopentadiene	ND	10	ug/L	08/22/97	dmj
	Hexachloroethane	ND	10	ug/L	08/22/97	dmj
	Indeno(1,2,3-cd)pyrene	ND	10	ug/L	08/22/97	dmj
	Isophorone	ND	10	ug/L	08/22/97	dmj
	2-Methylnaphthalene	ND	10	ug/L	08/22/97	dmj
	Naphthalene	ND	10	ug/L	08/22/97	dmj
	o-Nitroaniline	ND	50	ug/L	08/22/97	dmj
	m-Nitroaniline	ND	50	ug/L	08/22/97	dmj
	p-Nitroaniline	ND	50	ug/L	08/22/97	dmj
	Nitrobenzene	ND	10	ug/L	08/22/97	dmj
	n-Nitrosodi-n-propylamine	ND	10	ug/L	08/22/97	dmj
	n-Nitrosodiphenylamine	ND	10	ug/L	08/22/97	dmj
	Phenanthrene	ND	10	ug/L	08/22/97	dmj
	Pyrene	ND	10	ug/L	08/22/97	dmj
	1,2,4-Trichlorobenzene	ND	10	ug/L	08/22/97	dmj
	Benzoic acid	ND	50	ug/L	08/22/97	dmj
	4-Chloro-3-methylphenol	ND	10	ug/L	08/22/97	dmj
	2-Chlorophenol	ND	10	ug/L	08/22/97	dmj
	2,4-Dichlorophenol	ND	10	ug/L	08/22/97	dmj
	2,4-Dimethylphenol	ND	10	ug/L	08/22/97	dmj
	2,4-Dinitrophenol	ND	50	ug/L	08/22/97	dmj
	2-Methyl-4,6-dinitrophenol	ND	50	ug/L	08/22/97	dmj
	2-Methylphenol (o-cresol)	ND	10	ug/L	08/22/97	dmj
	4-Methylphenol (p-cresol)	ND	10	ug/L	08/22/97	dmj
	2-Nitrophenol	ND	10	ug/L	08/22/97	dmj
	4-Nitrophenol	ND	50	ug/L	08/22/97	dmj
	Pentachlorophenol	ND	50	ug/L	08/22/97	dmj
	Phenol	ND	10	ug/L	08/22/97	dmj
	2,4,5-Trichlorophenol	ND	10	ug/L	08/22/97	dmj
	2,4,6-Trichlorophenol	ND	10	ug/L	08/22/97	dmj
SW-846 8240	Volatile Organics					
	Acetone	ND	100	ug/L	08/14/97	klk
	Benzene	12	1	ug/L	08/14/97	klk
	Bromodichloromethane	ND	5	ug/L	08/14/97	klk
	Bromoform	ND	5	ug/L	08/14/97	klk
	Bromomethane	ND	10	ug/L	08/14/97	klk
	Methyl ethyl ketone (2-Butanone)	ND	100	ug/L	08/14/97	klk
	Carbon disulfide	ND	5	ug/L	08/14/97	klk
	Carbon tetrachloride	ND	5	ug/L	08/14/97	klk
	Chlorobenzene	ND	5	ug/L	08/14/97	klk
	Chloroethane	ND	10	ug/L	08/14/97	klk
	2-Chloroethylvinyl ether	ND	10	ug/L	08/14/97	klk
	Chloroform	ND	5	ug/L	08/14/97	klk

The analytical results, opinions or interpretations contained in this report are based upon information and material supplied by the client for whose exclusive and confidential use this report has been made. The analytical results, opinions or interpretations expressed represent the best judgment of Core Laboratories. Core Laboratories, however, makes no warranty or representation, express or implied, of any type, and expressly disclaims same as to the productivity, proper operations or profitableness of any oil, gas, coal or other mineral property, well or sand in connection with which such report is used or relied upon for any reason whatsoever. This report shall not be reproduced, in whole or in part, without the written approval of Core Laboratories.

CORE LABORATORIES

LABORATORY TEST RESULTS

Job Number: 972192 Date: 08/28/97

CUSTOMER: Daniel B. Stephens & Associates PROJECT: ENRON ROSWELL/6033.2 ATTN: Bob Marley

Customer Sample ID: MW-20
Date Sampled.....: 08/07/97
Time Sampled.....: 13:35
Sample Matrix.....: Water

Laboratory Sample ID: 972192-2
Date Received.....: 08/09/97
Time Received.....: 11:05

TEST METHOD	PARAMETER/TEST DESCRIPTION	SAMPLE RESULT	REPORTING LIMIT	UNITS	DATE	TECH
	Chloromethane	ND	10	ug/L	08/14/97	klk
	Dibromochloromethane	ND	5	ug/L	08/14/97	klk
	1,1-Dichloroethane	8	5	ug/L	08/14/97	klk
	1,2-Dichloroethane	ND	5	ug/L	08/14/97	klk
	1,1-Dichloroethene	39	5	ug/L	08/14/97	klk
	trans-1,2-Dichloroethene	ND	5	ug/L	08/14/97	klk
	1,2-Dichloropropane	ND	5	ug/L	08/14/97	klk
	cis-1,3-Dichloropropene	ND	5	ug/L	08/14/97	klk
	trans-1,3-Dichloropropene	ND	5	ug/L	08/14/97	klk
	Ethylbenzene	ND	5	ug/L	08/14/97	klk
	2-Hexanone	ND	50	ug/L	08/14/97	klk
	Methylene chloride	ND	5	ug/L	08/14/97	klk
	4-Methyl-2-pentanone (MIBK)	ND	50	ug/L	08/14/97	klk
	Styrene	ND	5	ug/L	08/14/97	klk
	1,1,2,2-Tetrachloroethane	ND	5	ug/L	08/14/97	klk
	Tetrachloroethene	ND	5	ug/L	08/14/97	klk
	Toluene	ND	5	ug/L	08/14/97	klk
	1,1,1-Trichloroethane	22	5	ug/L	08/14/97	klk
	1,1,2-Trichloroethane	ND	5	ug/L	08/14/97	klk
	Trichloroethene	ND	5	ug/L	08/14/97	klk
	Vinyl acetate	ND	50	ug/L	08/14/97	klk
	Vinyl chloride	ND	10	ug/L	08/14/97	klk
	Xylenes (total)	ND	5	ug/L	08/14/97	klk

The analytical results, opinions or interpretations contained in this report are based upon information and material supplied by the client for whose exclusive and confidential use this report has been made. The analytical results, opinions or interpretations expressed represent the best judgment of Core Laboratories. Core Laboratories, however, makes no warranty or representation, express or implied, of any type, and expressly disclaims same as to the productivity, proper operations or profitableness of any oil, gas, coal or other mineral property, well or sand in connection with which such report is used or relied upon for any reason whatsoever. This report shall not be reproduced, in whole or in part, without the written approval of Core Laboratories.

CORE LABORATORIES

LABORATORY TEST RESULTS

Job Number: 972192 Date: 08/28/97

CUSTOMER: Daniel B. Stephens & Associates PROJECT: ENRON ROSWELL/6033.2 ATTN: Bob Marley

Customer Sample ID: MW-22
Date Sampled.....: 08/07/97
Time Sampled.....: 14:25
Sample Matrix.....: Water

Laboratory Sample ID: 972192-3
Date Received.....: 08/09/97
Time Received.....: 11:05

TEST METHOD	PARAMETER/TEST DESCRIPTION	SAMPLE RESULT	REPORTING LIMIT	UNITS	DATE	TECH
SM 2320 B	Alkalinity, Total as CaCO3, Unfilt.	302	5	mg/L	08/19/97	mjf
SM 2320 B	Bicarbonate (HCO3), Unfilt.	368	5	mg/L	08/19/97	mjf
SM 2320 B	Carbonate (CO3), Unfilt.	<1	1	mg/L	08/19/97	mjf
EPA 325.2	Chloride, Unfilt.	377	2	mg/L	08/11/97	lmj
EPA 353.2	Nitrate + Nitrite as N, Unfilt.	0.76	0.05	mg/L	08/12/97	lmj
EPA 160.1	Solids, Total Dissolved (TDS), Filt.	3630	10	mg/L	08/13/97	lmj
EPA 375.2	Sulfate (SO4), Unfilt.	1780	200	mg/L	08/12/97	lmj
SW-846 3010	Acid Digestion, Total Metals	Complete			08/14/97	veb
-846 6010A	Arsenic (As), Total	<0.01	0.01	mg/L	08/22/97	gag
SW-846 6010A	Arsenic (As), Diss.	<0.01	0.01	mg/L	08/22/97	gag
SW-846 6010A	Barium (Ba), Total	0.21	0.01	mg/L	08/19/97	gag
SW-846 6010A	Barium (Ba), Diss.	0.03	0.01	mg/L	08/19/97	gag
SW-846 6010A	Cadmium (Cd), Total	<0.005	0.005	mg/L	08/19/97	gag
SW-846 6010A	Cadmium (Cd), Diss.	<0.005	0.005	mg/L	08/19/97	gag
SW-846 6010A	Calcium (Ca), Total	727	0.5	mg/L	08/19/97	gag
SW-846 6010A	Calcium (Ca), Diss.	532	0.1	mg/L	08/19/97	gag
SW-846 6010A	Chromium (Cr), Total	0.01	0.01	mg/L	08/19/97	gag
SW-846 6010A	Chromium (Cr), Diss.	0.03	0.01	mg/L	08/19/97	gag
SW-846 6010A	Copper (Cu), Total	0.05	0.01	mg/L	08/19/97	gag
SW-846 6010A	Copper (Cu), Diss.	<0.01	0.01	mg/L	08/19/97	gag
SW-846 6010A	Iron (Fe), Total	16.5	0.03	mg/L	08/19/97	gag
SW-846 6010A	Iron (Fe), Diss.	0.28	0.03	mg/L	08/19/97	gag
SW-846 6010A	Lead (Pb), Total	0.008	0.003	mg/L	08/22/97	gag
SW-846 6010A	Lead (Pb), Diss.	<0.003	0.003	mg/L	08/22/97	gag
SW-846 6010A	Magnesium (Mg), Total	143	0.5	mg/L	08/19/97	gag

The analytical results, opinions or interpretations contained in this report are based upon information and material supplied by the client for whose exclusive and confidential use this report has been made. The analytical results, opinions or interpretations expressed represent the best judgment of Core Laboratories. Core Laboratories, however, makes no warranty or representation, express or implied, of any type, and expressly disclaims same as to the productivity, proper operations or profitableness of any oil, gas, coal or other mineral property, well or sand in connection with which such report is used or relied upon for any reason whatsoever. This report shall not be reproduced, in whole or in part, without the written approval of Core Laboratories.

CORE LABORATORIES

LABORATORY TEST RESULTS

Job Number: 972192 Date: 08/28/97

CUSTOMER: Daniel B. Stephens & Associates PROJECT: ENRON ROSWELL/6033.2 ATTN: Bob Marley

Customer Sample ID: MW-22
Date Sampled.....: 08/07/97
Time Sampled.....: 14:25
Sample Matrix.....: Water

Laboratory Sample ID: 972192-3
Date Received.....: 08/09/97
Time Received.....: 11:05

TEST METHOD	PARAMETER/TEST DESCRIPTION	SAMPLE RESULT	REPORTING LIMIT	UNITS	DATE	TECH
SW-846 6010A	Magnesium (Mg), Diss.	121	0.1	mg/L	08/19/97	gag
SW-846 6010A	Manganese (Mn), Total	0.46	0.01	mg/L	08/19/97	gag
SW-846 6010A	Manganese (Mn), Diss.	0.09	0.01	mg/L	08/19/97	gag
SW-846 7470	Mercury (Hg), Total	<0.0002	0.0002	mg/L	08/14/97	veb
SW-846 7470	Mercury (Hg), Diss.	<0.0002	0.0002	mg/L	08/14/97	veb
SW-846 6010A	Potassium (K), Total	6	5	mg/L	08/19/97	gag
SW-846 6010A	Potassium (K), Diss.	<5	5	mg/L	08/19/97	gag
SW-846 6010A	Selenium (Se), Total	<0.01	0.01	mg/L	08/22/97	gag
SW-846 6010A	Selenium (Se), Diss.	<0.01	0.01	mg/L	08/22/97	gag
SW-846 6010A	Silver (Ag), Total	<0.01	0.01	mg/L	08/19/97	gag
SW-846 6010A	Silver (Ag), Diss.	<0.01	0.01	mg/L	08/19/97	gag
SW-846 6010A	Sodium (Na), Total	233	5	mg/L	08/19/97	gag
SW-846 6010A	Sodium (Na), Diss.	226	1	mg/L	08/19/97	gag
SW-846 6010A	Zinc (Zn), Total	0.08	0.01	mg/L	08/19/97	gag
SW-846 6010A	Zinc (Zn), Diss.	0.01	0.01	mg/L	08/19/97	gag
SW-846 3520B	Extraction (Continuous Liq/Liq) PCBs					
	Continuous Liquid-Liquid Extraction	Complete			08/11/97	rwm
SW-846 8080	PCB Analysis					
	Aroclor 1016	ND	0.5	ug/L	08/22/97	smc
	Aroclor 1221	ND	0.5	ug/L	08/22/97	smc
	Aroclor 1232	ND	0.5	ug/L	08/22/97	smc
	Aroclor 1242	ND	0.5	ug/L	08/22/97	smc
	Aroclor 1248	ND	0.5	ug/L	08/22/97	smc
	Aroclor 1254	ND	0.5	ug/L	08/22/97	smc
	Aroclor 1260	ND	0.5	ug/L	08/22/97	smc
	Aroclor 1262	ND	0.5	ug/L	08/22/97	smc
	Aroclor 1268	ND	0.5	ug/L	08/22/97	smc
	Total PCB's	ND		ug/L	08/22/97	smc
SW-846 3520B	Extraction (Continuous Liq/Liq)					
	Continuous Liquid-Liquid Extraction	Complete			08/12/97	rwm
SW-846 8270	Semivolatile Organics					

The analytical results, opinions or interpretations contained in this report are based upon information and material supplied by the client for whose exclusive and confidential use this report has been made. The analytical results, opinions or interpretations expressed represent the best judgment of Core Laboratories. Core Laboratories, however, makes no warranty or representation, express or implied, of any type, and expressly disclaims same as to the productivity, proper operations or profitableness of any oil, gas, coal or other mineral property, well or sand in connection with which such report is used or relied upon for any reason whatsoever. This report shall not be reproduced, in whole or in part, without the written approval of Core Laboratories.

CORE LABORATORIES

LABORATORY TEST RESULTS

Job Number: 972192

Date: 08/28/97

CUSTOMER: Daniel B. Stephens & Associates PROJECT: ENRON ROSWELL/6033.2 ATTN: Bob Marley

Customer Sample ID: MW-22
Date Sampled.....: 08/07/97
Time Sampled.....: 14:25
Sample Matrix.....: Water

Laboratory Sample ID: 972192-3
Date Received.....: 08/09/97
Time Received.....: 11:05

TEST METHOD	PARAMETER/TEST DESCRIPTION	SAMPLE RESULT	REPORTING LIMIT	UNITS	DATE	TECH
	Acenaphthene	ND	10	ug/L	08/22/97	dmj
	Acenaphthylene	ND	10	ug/L	08/22/97	dmj
	Anthracene	ND	10	ug/L	08/22/97	dmj
	Benzidine	ND	50	ug/L	08/22/97	dmj
	Benzo(a)anthracene	ND	10	ug/L	08/22/97	dmj
	Benzo(b)fluoranthene	ND	10	ug/L	08/22/97	dmj
	Benzo(k)fluoranthene	ND	10	ug/L	08/22/97	dmj
	Benzo(ghi)perylene	ND	10	ug/L	08/22/97	dmj
	Benzo(a)pyrene	ND	10	ug/L	08/22/97	dmj
	Benzyl alcohol	ND	20	ug/L	08/22/97	dmj
	Butyl benzyl phthalate	ND	10	ug/L	08/22/97	dmj
	Bis(2-chloroethoxy)methane	ND	10	ug/L	08/22/97	dmj
	Bis(2-chloroethyl)ether	ND	10	ug/L	08/22/97	dmj
	Bis(2-chloroisopropyl)ether	ND	10	ug/L	08/22/97	dmj
	Bis(2-ethylhexyl)phthalate	ND	10	ug/L	08/22/97	dmj
	4-Bromophenyl phenyl ether	ND	10	ug/L	08/22/97	dmj
	4-Chloroaniline	ND	10	ug/L	08/22/97	dmj
	2-Chloronaphthalene	ND	10	ug/L	08/22/97	dmj
	4-Chlorophenyl phenyl ether	ND	10	ug/L	08/22/97	dmj
	Chrysene	ND	10	ug/L	08/22/97	dmj
	Dibenzo(a,h)anthracene	ND	10	ug/L	08/22/97	dmj
	Dibenzofuran	ND	10	ug/L	08/22/97	dmj
	1,2-Dichlorobenzene	ND	10	ug/L	08/22/97	dmj
	1,3-Dichlorobenzene	ND	10	ug/L	08/22/97	dmj
	1,4-Dichlorobenzene	ND	10	ug/L	08/22/97	dmj
	3,3-Dichlorobenzidine	ND	20	ug/L	08/22/97	dmj
	Diethyl phthalate	ND	10	ug/L	08/22/97	dmj
	Dimethyl phthalate	ND	10	ug/L	08/22/97	dmj
	Di-n-butyl phthalate	ND	10	ug/L	08/22/97	dmj
	Di-n-octyl phthalate	ND	10	ug/L	08/22/97	dmj
	2,4-Dinitrotoluene	ND	10	ug/L	08/22/97	dmj
	2,6-Dinitrotoluene	ND	10	ug/L	08/22/97	dmj
	Fluoranthene	ND	10	ug/L	08/22/97	dmj
	Fluorene	ND	10	ug/L	08/22/97	dmj
	Hexachlorobenzene	ND	10	ug/L	08/22/97	dmj
	Hexachlorobutadiene	ND	10	ug/L	08/22/97	dmj
	Hexachlorocyclopentadiene	ND	10	ug/L	08/22/97	dmj
	Hexachloroethane	ND	10	ug/L	08/22/97	dmj
	Indeno(1,2,3-cd)pyrene	ND	10	ug/L	08/22/97	dmj
	Isophorone	ND	10	ug/L	08/22/97	dmj
	2-Methylnaphthalene	ND	10	ug/L	08/22/97	dmj
	Naphthalene	ND	10	ug/L	08/22/97	dmj
	o-Nitroaniline	ND	50	ug/L	08/22/97	dmj
	m-Nitroaniline	ND	50	ug/L	08/22/97	dmj
	p-Nitroaniline	ND	50	ug/L	08/22/97	dmj
	Nitrobenzene	ND	10	ug/L	08/22/97	dmj
	n-Nitrosodi-n-propylamine	ND	10	ug/L	08/22/97	dmj
	n-Nitrosodiphenylamine	ND	10	ug/L	08/22/97	dmj
	Phenanthrene	ND	10	ug/L	08/22/97	dmj

The analytical results, opinions or interpretations contained in this report are based upon information and material supplied by the client for whose exclusive and confidential use this report has been made. The analytical results, opinions or interpretations expressed represent the best judgment of Core Laboratories. Core Laboratories, however, makes no warranty or representation, express or implied, of any type, and expressly disclaims same as to the productivity, proper operations or profitableness of any oil, gas, coal or other mineral property, well or sand in connection with which such report is used or relied upon for any reason whatsoever. This report shall not be reproduced, in whole or in part, without the written approval of Core Laboratories.

CORE LABORATORIES

LABORATORY TEST RESULTS

Job Number: 972192

Date: 08/28/97

CUSTOMER: Daniel B. Stephens & Associates PROJECT: ENRON ROSWELL/6033.2 ATTN: Bob Marley

Customer Sample ID: MW-22
Date Sampled.....: 08/07/97
Time Sampled.....: 14:25
Sample Matrix.....: Water

Laboratory Sample ID: 972192-3
Date Received.....: 08/09/97
Time Received.....: 11:05

TEST METHOD	PARAMETER/TEST DESCRIPTION	SAMPLE RESULT	REPORTING LIMIT	UNITS	DATE	TECH
	Pyrene	ND	10	ug/L	08/22/97	dmj
	1,2,4-Trichlorobenzene	ND	10	ug/L	08/22/97	dmj
	Benzoic acid	ND	50	ug/L	08/22/97	dmj
	4-Chloro-3-methylphenol	ND	10	ug/L	08/22/97	dmj
	2-Chlorophenol	ND	10	ug/L	08/22/97	dmj
	2,4-Dichlorophenol	ND	10	ug/L	08/22/97	dmj
	2,4-Dimethylphenol	ND	10	ug/L	08/22/97	dmj
	2,4-Dinitrophenol	ND	50	ug/L	08/22/97	dmj
	2-Methyl-4,6-dinitrophenol	ND	50	ug/L	08/22/97	dmj
	2-Methylphenol (o-cresol)	ND	10	ug/L	08/22/97	dmj
	4-Methylphenol (p-cresol)	ND	10	ug/L	08/22/97	dmj
	2-Nitrophenol	ND	10	ug/L	08/22/97	dmj
	4-Nitrophenol	ND	50	ug/L	08/22/97	dmj
	Pentachlorophenol	ND	50	ug/L	08/22/97	dmj
	Phenol	ND	10	ug/L	08/22/97	dmj
	2,4,5-Trichlorophenol	ND	10	ug/L	08/22/97	dmj
	2,4,6-Trichlorophenol	ND	10	ug/L	08/22/97	dmj
SW-846 8240	Volatile Organics					
	Acetone	ND	100	ug/L	08/14/97	klk
	Benzene	ND	1	ug/L	08/14/97	klk
	Bromodichloromethane	ND	5	ug/L	08/14/97	klk
	Bromoform	ND	5	ug/L	08/14/97	klk
	Bromomethane	ND	10	ug/L	08/14/97	klk
	Methyl ethyl ketone (2-Butanone)	ND	100	ug/L	08/14/97	klk
	Carbon disulfide	ND	5	ug/L	08/14/97	klk
	Carbon tetrachloride	ND	5	ug/L	08/14/97	klk
	Chlorobenzene	ND	5	ug/L	08/14/97	klk
	Chloroethane	ND	10	ug/L	08/14/97	klk
	2-Chloroethylvinyl ether	ND	10	ug/L	08/14/97	klk
	Chloroform	ND	5	ug/L	08/14/97	klk
	Chloromethane	ND	10	ug/L	08/14/97	klk
	Dibromochloromethane	ND	5	ug/L	08/14/97	klk
	1,1-Dichloroethane	ND	5	ug/L	08/14/97	klk
	1,2-Dichloroethane	ND	5	ug/L	08/14/97	klk
	1,1-Dichloroethene	ND	5	ug/L	08/14/97	klk
	trans-1,2-Dichloroethene	ND	5	ug/L	08/14/97	klk
	1,2-Dichloropropane	ND	5	ug/L	08/14/97	klk
	cis-1,3-Dichloropropene	ND	5	ug/L	08/14/97	klk
	trans-1,3-Dichloropropene	ND	5	ug/L	08/14/97	klk
	Ethylbenzene	ND	5	ug/L	08/14/97	klk
	2-Hexanone	ND	50	ug/L	08/14/97	klk
	Methylene chloride	ND	5	ug/L	08/14/97	klk
	4-Methyl-2-pentanone (MIBK)	ND	50	ug/L	08/14/97	klk
	Styrene	ND	5	ug/L	08/14/97	klk
	1,1,2,2-Tetrachloroethane	ND	5	ug/L	08/14/97	klk
	Tetrachloroethene	ND	5	ug/L	08/14/97	klk
	Toluene	ND	5	ug/L	08/14/97	klk
	1,1,1-Trichloroethane	ND	5	ug/L	08/14/97	klk

The analytical results, opinions or interpretations contained in this report are based upon information and material supplied by the client for whose exclusive and confidential use this report has been made. The analytical results, opinions or interpretations expressed represent the best judgment of Core Laboratories. Core Laboratories, however, makes no warranty or representation, express or implied, of any type, and expressly disclaims same as to the productivity, proper operations or profitableness of any oil, gas, coal or other mineral property, well or sand in connection with which such report is used or relied upon for any reason whatsoever. This report shall not be reproduced, in whole or in part, without the written approval of Core Laboratories.

CORE LABORATORIES

LABORATORY TEST RESULTS

Job Number: 972192

Date: 08/28/97

CUSTOMER: Daniel B. Stephens & Associates PROJECT: ENRON ROSWELL/6033.2 ATTN: Bob Marley

Customer Sample ID: MW-22
Date Sampled.....: 08/07/97
Time Sampled.....: 14:25
Sample Matrix.....: Water

Laboratory Sample ID: 972192-3
Date Received.....: 08/09/97
Time Received.....: 11:05

TEST METHOD	PARAMETER/TEST DESCRIPTION	SAMPLE RESULT	REPORTING LIMIT	UNITS	DATE	TECH
	1,1,2-Trichloroethane	ND	5	ug/L	08/14/97	klk
	Trichloroethene	ND	5	ug/L	08/14/97	klk
	Vinyl acetate	ND	50	ug/L	08/14/97	klk
	Vinyl chloride	ND	10	ug/L	08/14/97	klk
	Xylenes (total)	ND	5	ug/L	08/14/97	klk

The analytical results, opinions or interpretations contained in this report are based upon information and material supplied by the client for whose exclusive and confidential use this report has been made. The analytical results, opinions or interpretations expressed represent the best judgment of Core Laboratories. Core Laboratories, however, makes no warranty or representation, express or implied, of any type, and expressly disclaims same as to the productivity, proper operations or profitableness of any oil, gas, coal or other mineral property, well or sand in connection with which such report is used or relied upon for any reason whatsoever. This report shall not be reproduced, in whole or in part, without the written approval of Core Laboratories.

CORE LABORATORIES

LABORATORY TEST RESULTS

Job Number: 972192 Date: 08/28/97

CUSTOMER: Daniel B. Stephens & Associates PROJECT: ENRON ROSWELL/6033.2 ATTN: Bob Marley

Customer Sample ID: MW-21
Date Sampled.....: 08/07/97
Time Sampled.....: 15:40
Sample Matrix.....: Water

Laboratory Sample ID: 972192-4
Date Received.....: 08/09/97
Time Received.....: 11:05

TEST METHOD	PARAMETER/TEST DESCRIPTION	SAMPLE RESULT	REPORTING LIMIT	UNITS	DATE	TECH
SM 2320 B	Alkalinity, Total as CaCO3, Unfilt.	120	5	mg/L	08/19/97	mjf
SM 2320 B	Bicarbonate (HCO3), Unfilt.	146	5	mg/L	08/19/97	mjf
SM 2320 B	Carbonate (CO3), Unfilt.	<1	1	mg/L	08/19/97	mjf
EPA 325.2	Chloride, Unfilt.	436	2	mg/L	08/11/97	lmj
EPA 353.2	Nitrate + Nitrite as N, Unfilt.	0.71	0.05	mg/L	08/12/97	lmj
EPA 160.1	Solids, Total Dissolved (TDS), Filt.	3960	10	mg/L	08/13/97	lmj
EPA 375.2	Sulfate (SO4), Unfilt.	1790	200	mg/L	08/12/97	lmj
SW-846 3010	Acid Digestion, Total Metals	Complete			08/14/97	veb
SW-846 6010A	Arsenic (As), Total	<0.01	0.01	mg/L	08/22/97	gag
SW-846 6010A	Barium (Ba), Total	0.06	0.01	mg/L	08/19/97	gag
SW-846 6010A	Cadmium (Cd), Total	<0.005	0.005	mg/L	08/19/97	gag
SW-846 6010A	Calcium (Ca), Total	621	0.5	mg/L	08/19/97	gag
SW-846 6010A	Chromium (Cr), Total	<0.01	0.01	mg/L	08/19/97	gag
SW-846 6010A	Copper (Cu), Total	<0.01	0.01	mg/L	08/19/97	gag
SW-846 6010A	Iron (Fe), Total	0.54	0.03	mg/L	08/19/97	gag
SW-846 6010A	Lead (Pb), Total	<0.003	0.003	mg/L	08/22/97	gag
SW-846 6010A	Magnesium (Mg), Total	137	0.5	mg/L	08/19/97	gag
SW-846 6010A	Manganese (Mn), Total	0.06	0.01	mg/L	08/19/97	gag
SW-846 7470	Mercury (Hg), Total	<0.0002	0.0002	mg/L	08/14/97	veb
SW-846 6010A	Potassium (K), Total	<5	5	mg/L	08/19/97	gag
SW-846 6010A	Selenium (Se), Total	<0.01	0.01	mg/L	08/22/97	gag
SW-846 6010A	Silver (Ag), Total	<0.01	0.01	mg/L	08/19/97	gag
SW-846 6010A	Sodium (Na), Total	192	5	mg/L	08/19/97	gag
SW-846 6010A	Zinc (Zn), Total	0.03	0.01	mg/L	08/19/97	gag
SW-846 3520B	Extraction (Continuous Liq/Liq) PCBs					

The analytical results, opinions or interpretations contained in this report are based upon information and material supplied by the client for whose exclusive and confidential use this report has been made. The analytical results, opinions or interpretations expressed represent the best judgment of Core Laboratories. Core Laboratories, however, makes no warranty or representation, express or implied, of any type, and expressly disclaims same as to the productivity, proper operations or profitableness of any oil, gas, coal or other mineral, property, well or sand in connection with which such report is used or relied upon for any reason whatsoever. This report shall not be reproduced, in whole or in part, without the written approval of Core Laboratories.

CORE LABORATORIES

LABORATORY TEST RESULTS

Job Number: 972192

Date: 08/28/97

CUSTOMER: Daniel B. Stephens & Associates PROJECT: ENRON ROSWELL/6033.2 ATTN: Bob Marley

Customer Sample ID: MW-21
Date Sampled.....: 08/07/97
Time Sampled.....: 15:40
Sample Matrix.....: Water

Laboratory Sample ID: 972192-4
Date Received.....: 08/09/97
Time Received.....: 11:05

TEST METHOD	PARAMETER/TEST DESCRIPTION	SAMPLE RESULT	REPORTING LIMIT	UNITS	DATE	TECH
	Continuous Liquid-Liquid Extraction	Complete			08/11/97	rwm
SW-846 8080	PCB Analysis					
	Aroclor 1016	ND	0.5	ug/L	08/22/97	smc
	Aroclor 1221	ND	0.5	ug/L	08/22/97	smc
	Aroclor 1232	ND	0.5	ug/L	08/22/97	smc
	Aroclor 1242	ND	0.5	ug/L	08/22/97	smc
	Aroclor 1248	ND	0.5	ug/L	08/22/97	smc
	Aroclor 1254	ND	0.5	ug/L	08/22/97	smc
	Aroclor 1260	ND	0.5	ug/L	08/22/97	smc
	Aroclor 1262	ND	0.5	ug/L	08/22/97	smc
	Aroclor 1268	ND	0.5	ug/L	08/22/97	smc
	Total PCB's	ND		ug/L	08/22/97	smc
SW-846 3520B	Extraction (Continuous Liq/Liq)					
	Continuous Liquid-Liquid Extraction	Complete			08/12/97	rwm
SW-846 8270	Semivolatile Organics					
	Acenaphthene	ND	10	ug/L	08/22/97	dmj
	Acenaphthylene	ND	10	ug/L	08/22/97	dmj
	Anthracene	ND	10	ug/L	08/22/97	dmj
	Benzidine	ND	50	ug/L	08/22/97	dmj
	Benzo(a)anthracene	ND	10	ug/L	08/22/97	dmj
	Benzo(b)fluoranthene	ND	10	ug/L	08/22/97	dmj
	Benzo(k)fluoranthene	ND	10	ug/L	08/22/97	dmj
	Benzo(ghi)perylene	ND	10	ug/L	08/22/97	dmj
	Benzo(a)pyrene	ND	10	ug/L	08/22/97	dmj
	Benzyl alcohol	ND	20	ug/L	08/22/97	dmj
	Butyl benzyl phthalate	ND	10	ug/L	08/22/97	dmj
	Bis(2-chloroethoxy)methane	ND	10	ug/L	08/22/97	dmj
	Bis(2-chloroethyl)ether	ND	10	ug/L	08/22/97	dmj
	Bis(2-chloroisopropyl)ether	ND	10	ug/L	08/22/97	dmj
	Bis(2-ethylhexyl)phthalate	ND	10	ug/L	08/22/97	dmj
	4-Bromophenyl phenyl ether	ND	10	ug/L	08/22/97	dmj
	4-Chloroaniline	ND	10	ug/L	08/22/97	dmj
	2-Chloronaphthalene	ND	10	ug/L	08/22/97	dmj
	4-Chlorophenyl phenyl ether	ND	10	ug/L	08/22/97	dmj
	Chrysene	ND	10	ug/L	08/22/97	dmj
	Dibenzo(a,h)anthracene	ND	10	ug/L	08/22/97	dmj
	Dibenzofuran	ND	10	ug/L	08/22/97	dmj
	1,2-Dichlorobenzene	ND	10	ug/L	08/22/97	dmj
	1,3-Dichlorobenzene	ND	10	ug/L	08/22/97	dmj
	1,4-Dichlorobenzene	ND	10	ug/L	08/22/97	dmj
	3,3-Dichlorobenzidine	ND	20	ug/L	08/22/97	dmj
	Diethyl phthalate	ND	10	ug/L	08/22/97	dmj
	Dimethyl phthalate	ND	10	ug/L	08/22/97	dmj
	Di-n-butyl phthalate	ND	10	ug/L	08/22/97	dmj
	Di-n-octyl phthalate	ND	10	ug/L	08/22/97	dmj
	2,4-Dinitrotoluene	ND	10	ug/L	08/22/97	dmj

The analytical results, opinions or interpretations contained in this report are based upon information and material supplied by the client for whose exclusive and confidential use this report has been made. The analytical results, opinions or interpretations expressed represent the best judgment of Core Laboratories. Core Laboratories, however, makes no warranty or representation, express or implied, of any type, and expressly disclaims same as to the productivity, proper operations or profitableness of any oil, gas, coal or other mineral property, well or sand in connection with which such report is used or relied upon for any reason whatsoever. This report shall not be reproduced, in whole or in part, without the written approval of Core Laboratories.

CORE LABORATORIES

LABORATORY TEST RESULTS

Job Number: 972192 Date: 08/28/97

CUSTOMER: Daniel B. Stephens & Associates PROJECT: ENRON ROSWELL/6033.2 ATTN: Bob Marley

Customer Sample ID: MW-21
Date Sampled.....: 08/07/97
Time Sampled.....: 15:40
Sample Matrix.....: Water

Laboratory Sample ID: 972192-4
Date Received.....: 08/09/97
Time Received.....: 11:05

TEST METHOD	PARAMETER/TEST DESCRIPTION	SAMPLE RESULT	REPORTING LIMIT	UNITS	DATE	TECH
	2,6-Dinitrotoluene	ND	10	ug/L	08/22/97	dmj
	Fluoranthene	ND	10	ug/L	08/22/97	dmj
	Fluorene	ND	10	ug/L	08/22/97	dmj
	Hexachlorobenzene	ND	10	ug/L	08/22/97	dmj
	Hexachlorobutadiene	ND	10	ug/L	08/22/97	dmj
	Hexachlorocyclopentadiene	ND	10	ug/L	08/22/97	dmj
	Hexachloroethane	ND	10	ug/L	08/22/97	dmj
	Indeno(1,2,3-cd)pyrene	ND	10	ug/L	08/22/97	dmj
	Isophorone	ND	10	ug/L	08/22/97	dmj
	2-Methylnaphthalene	ND	10	ug/L	08/22/97	dmj
	Naphthalene	ND	10	ug/L	08/22/97	dmj
	o-Nitroaniline	ND	50	ug/L	08/22/97	dmj
	m-Nitroaniline	ND	50	ug/L	08/22/97	dmj
	p-Nitroaniline	ND	50	ug/L	08/22/97	dmj
	Nitrobenzene	ND	10	ug/L	08/22/97	dmj
	n-Nitrosodi-n-propylamine	ND	10	ug/L	08/22/97	dmj
	n-Nitrosodiphenylamine	ND	10	ug/L	08/22/97	dmj
	Phenanthrene	ND	10	ug/L	08/22/97	dmj
	Pyrene	ND	10	ug/L	08/22/97	dmj
	1,2,4-Trichlorobenzene	ND	10	ug/L	08/22/97	dmj
	Benzoic acid	ND	50	ug/L	08/22/97	dmj
	4-Chloro-3-methylphenol	ND	10	ug/L	08/22/97	dmj
	2-Chlorophenol	ND	10	ug/L	08/22/97	dmj
	2,4-Dichlorophenol	ND	10	ug/L	08/22/97	dmj
	2,4-Dimethylphenol	ND	10	ug/L	08/22/97	dmj
	2,4-Dinitrophenol	ND	50	ug/L	08/22/97	dmj
	2-Methyl-4,6-dinitrophenol	ND	50	ug/L	08/22/97	dmj
	2-Methylphenol (o-cresol)	ND	10	ug/L	08/22/97	dmj
	4-Methylphenol (p-cresol)	ND	10	ug/L	08/22/97	dmj
	2-Nitrophenol	ND	10	ug/L	08/22/97	dmj
	4-Nitrophenol	ND	50	ug/L	08/22/97	dmj
	Pentachlorophenol	ND	50	ug/L	08/22/97	dmj
	Phenol	ND	10	ug/L	08/22/97	dmj
	2,4,5-Trichlorophenol	ND	10	ug/L	08/22/97	dmj
	2,4,6-Trichlorophenol	ND	10	ug/L	08/22/97	dmj
SW-846 8240	Volatile Organics					
	Acetone	ND	100	ug/L	08/14/97	klk
	Benzene	370	10	ug/L	08/15/97	klk
	Bromodichloromethane	ND	5	ug/L	08/14/97	klk
	Bromoform	ND	5	ug/L	08/14/97	klk
	Bromomethane	ND	10	ug/L	08/14/97	klk
	Methyl ethyl ketone (2-Butanone)	ND	100	ug/L	08/14/97	klk
	Carbon disulfide	ND	5	ug/L	08/14/97	klk
	Carbon tetrachloride	ND	5	ug/L	08/14/97	klk
	Chlorobenzene	ND	5	ug/L	08/14/97	klk
	Chloroethane	ND	10	ug/L	08/14/97	klk
	2-Chloroethylvinyl ether	ND	10	ug/L	08/14/97	klk
	Chloroform	ND	5	ug/L	08/14/97	klk

The analytical results, opinions or interpretations contained in this report are based upon information and material supplied by the client for whose exclusive and confidential use this report has been made. The analytical results, opinions or interpretations expressed represent the best judgment of Core Laboratories. Core Laboratories, however, makes no warranty or representation, express or implied, of any type, and expressly disclaims same as to the productivity, proper operations or profitableness of any oil, gas, coal or other mineral property, well or sand in connection with which such report is used or relied upon for any reason whatsoever. This report shall not be reproduced, in whole or in part, without the written approval of Core Laboratories.

CORE LABORATORIES

LABORATORY TEST RESULTS

Job Number: 972192 Date: 08/28/97

CUSTOMER: Daniel B. Stephens & Associates PROJECT: ENRON ROSWELL/6033.2 ATTN: Bob Marley

Customer Sample ID: MW-21
Date Sampled.....: 08/07/97
Time Sampled.....: 15:40
Sample Matrix.....: Water

Laboratory Sample ID: 972192-4
Date Received.....: 08/09/97
Time Received.....: 11:05

TEST METHOD	PARAMETER/TEST DESCRIPTION	SAMPLE RESULT	REPORTING LIMIT	UNITS	DATE	TECH
	Chloromethane	ND	10	ug/L	08/14/97	klk
	Dibromochloromethane	ND	5	ug/L	08/14/97	klk
	1,1-Dichloroethane	ND	5	ug/L	08/14/97	klk
	1,2-Dichloroethane	11	5	ug/L	08/14/97	klk
	1,1-Dichloroethene	ND	5	ug/L	08/14/97	klk
	trans-1,2-Dichloroethene	ND	5	ug/L	08/14/97	klk
	1,2-Dichloropropane	ND	5	ug/L	08/14/97	klk
	cis-1,3-Dichloropropene	ND	5	ug/L	08/14/97	klk
	trans-1,3-Dichloropropene	ND	5	ug/L	08/14/97	klk
	Ethylbenzene	ND	5	ug/L	08/14/97	klk
	2-Hexanone	ND	50	ug/L	08/14/97	klk
	Methylene chloride	ND	5	ug/L	08/14/97	klk
	4-Methyl-2-pentanone (MIBK)	ND	50	ug/L	08/14/97	klk
	Styrene	ND	5	ug/L	08/14/97	klk
	1,1,2,2-Tetrachloroethane	ND	5	ug/L	08/14/97	klk
	Tetrachloroethene	ND	5	ug/L	08/14/97	klk
	Toluene	ND	5	ug/L	08/14/97	klk
	1,1,1-Trichloroethane	ND	5	ug/L	08/14/97	klk
	1,1,2-Trichloroethane	ND	5	ug/L	08/14/97	klk
	Trichloroethene	ND	5	ug/L	08/14/97	klk
	Vinyl acetate	ND	50	ug/L	08/14/97	klk
	Vinyl chloride	ND	10	ug/L	08/14/97	klk
	Xylenes (total)	ND	5	ug/L	08/14/97	klk

The analytical results, opinions or interpretations contained in this report are based upon information and material supplied by the client for whose exclusive and confidential use this report has been made. The analytical results, opinions or interpretations expressed represent the best judgment of Core Laboratories. Core Laboratories, however, makes no warranty or representation, express or implied, of any type, and expressly disclaims same as to the productivity, proper operations or profitableness of any oil, gas, coal or other mineral property, well or sand in connection with which such report is used or relied upon for any reason whatsoever. This report shall not be reproduced, in whole or in part, without the written approval of Core Laboratories.

CORE LABORATORIES

QUALITY CONTROL RESULTS

Job Number: 972192 Date: 08/28/97

CUSTOMER: Daniel B. Stephens & Associates PROJECT: ENRON ROSWELL/6033.2 ATTN: Bob Marley

Test Method.....: EPA 325.2 Batch.....: 24549 Analyst...: lmj
Method Description.: Chloride (Colorimetric, AA II) Units.....: mg/L
Parameter.....: Chloride

QC	Lab ID	Reagent	QC Result	QC Result	True Value	Orig. Value	Calc. Result	*	Limits	F	Date/Time
ICL		G970728A	79.22433		80.0		99.0	%	90-110		08/11/97 1256
LCD		G970728A	78.67101	79.22433	80.0		98.3	%	80-120		08/11/97 1257
							0.7	R	20		
LCS		G961204B	10.23626		10.0		102.4	%	80-120		08/11/97 1259
ICB			0.19830						0.5		08/11/97 1300
ED	972106-1		25.61678			24.21712	5.6	R	20		08/11/97 1305
MD	972085-1		36.39912			37.30920	2.5	R	20		08/11/97 1308
MS	972085-1	G970509A	83.37928		50.000000	37.30920	92.1	%	75-125		08/11/97 1309
CCV		G970811A	80.40259		80.0		100.5	%	90-110		08/11/97 1318
CCB			0.26726						0.5		08/11/97 1320
MD	972099-1		0.19830			0.19830	0.00000	A	0.50000		08/11/97 1326
MS	972099-1	G970509A	52.41512		50.000000	0.19830	104.4	%	75-125		08/11/97 1327
CCV		G970811A	79.28600		80.0		99.1	%	90-110		08/11/97 1333
CCB			0.26726						0.5		08/11/97 1335
LCS		G970728A	80.46499		80.0		100.6	%	80-120		08/11/97 1338
MD	972143-1		0.71620			0.61250	0.10370	A	0.50000		08/11/97 1339
MS	972143-1	G970509A	51.15661		50.000000	0.61250	101.1	%	75-125		08/11/97 1341
CCV		G970811A	77.51275		80.0		96.9	%	90-110		08/11/97 1344
CCB			0.23278						0.5		08/11/97 1346
MD	972144-1		1.20093			1.06230	0.13863	A	0.50000		08/11/97 1359
MS	972144-1	G970509A	54.77186		50.000000	1.06230	107.4	%	75-125		08/11/97 1401
CCV		G970811A	81.09119		80.0		101.4	%	90-110		08/11/97 1404
CCB			0.19830						0.5		08/11/97 1405
LCS		G970728A	80.90292		80.0		101.1	%	80-120		08/11/97 1408
CCV		G970811A	83.18653		80.0		104.0	%	90-110		08/11/97 1423
CCB			0.30176						0.5		08/11/97 1425
MD	972156-1		7.15988			7.59086	5.8	R	20		08/11/97 1428
MS	972156-1	G970509A	59.10970		50.000000	7.59086	103.0	%	75-125		08/11/97 1429
MD	972170-1		0.75078			0.85456	0.10378	A	0.50000		08/11/97 1432
MS	972170-1	G970509A	51.01220		50.000000	0.85456	100.3	%	75-125		08/11/97 1434
CCV		G970811A	80.90292		80.0		101.1	%	90-110		08/11/97 1443
CCB			0.19830						0.5		08/11/97 1444
LCS		G970728A	81.21691		80.0		101.5	%	80-120		08/11/97 1447
MD	972181-1		7.23164			6.90898	4.6	R	20		08/11/97 1455
MS	972181-1	G970509A	57.52827		50.000000	6.90898	101.2	%	75-125		08/11/97 1457
CCV		G970811A	79.71874		80.0		99.6	%	90-110		08/11/97 1501
CCB			0.23278						0.5		08/11/97 1503
CCV		G970811A	82.16498		80.0		102.7	%	90-110		08/11/97 1507
CCB			0.30176						0.5		08/11/97 1509
LCS		G970728A	81.65820		80.0		102.1	%	80-120		08/11/97 1512
CCV		G970811A	81.02839		80.0		101.3	%	90-110		08/11/97 1515
CCB			0.30176						0.5		08/11/97 1516
CCV		G970811A	83.05824		80.0		103.8	%	90-110		08/11/97 1524
CCB			0.30176						0.5		08/11/97 1525
LCS		G970728A	80.34023		80.0		100.4	%	80-120		08/11/97 1528
MD	972105-1		48.11011			48.72319	1.3	R	20		08/11/97 1536
MS	972105-1	G970509A	95.01737		50.000000	48.72319	92.6	%	75-125		08/11/97 1537
CCV		G970811A	82.54680		80.0		103.2	%	90-110		08/11/97 1543
CCB			0.26726						0.5		08/11/97 1545
CCV		G970811A	80.96563		80.0		101.2	%	90-110		08/11/97 1557
CCB			0.33626						0.5		08/11/97 1558

* %-% REC R-RPD A-ABS Diff. D-% Diff.

The analytical results, opinions or interpretations contained in this report are based upon information and material supplied by the client for whose exclusive and confidential use this report has been made. The analytical results, opinions or interpretations expressed represent the best judgment of Core Laboratories. Core Laboratories, however, makes no warranty or representation, express or implied, of any type, and expressly disclaims same as to the productivity, proper operations or profitableness of any oil, gas, coal or other mineral, property, well or sand in connection with which such report is used or relied upon for any reason whatsoever. This report shall not be reproduced, in whole or in part, without the written approval of Core Laboratories.

CORE LABORATORIES

QUALITY CONTROL RESULTS

Job Number: 972192 Date: 08/28/97

CUSTOMER: Daniel B. Stephens & Associates PROJECT: ENRON ROSWELL/6033.2 ATTN: Bob Marley

Test Method.....: EPA 353.2 Batch.....: 24580 Analyst...: lmj
Method Description.: Nitrogen, NO3 + NO2 (Auto Cd Red.) Units.....: mg/L
Parameter.....: Nitrate + Nitrite as N

QC	Lab ID	Reagent	QC Result	QC Result	True Value	Orig. Value	Calc. Result	*	Limits	F	Date/Time
ICL		G970502A	1.01		1.000000		101.0	%	90-110		08/12/97 1200
ICB			0.00						0.05		08/12/97 1218
MD	972205-1		0.00			0.00	0.00	A	0.05		08/12/97 1237
MS	972205-1	G961111B	0.96		1.000000	0.00	96.0	%	75-125		08/12/97 1246
CCV		G961111B	1.96		2.000000		98.0	%	90-110		08/12/97 1359
CCB			0.00						0.05		08/12/97 1417
MD	972192-2		1.72			1.65	4.2	R	20		08/12/97 1435
MS	972192-2	G961111B	2.69		1.000000	1.65	104.0	%	75-125		08/12/97 1444
CCV		G961111B	2.02		2.000000		101.0	%	90-110		08/12/97 1521
CCB			0.00						0.05		08/12/97 1530

Test Method.....: EPA 375.2 Batch.....: 24589 Analyst...: lmj
Method Description.: Sulfate (Automated MTB, AAII) Units.....: mg/L
Parameter.....: Sulfate (SO4)

QC	Lab ID	Reagent	QC Result	QC Result	True Value	Orig. Value	Calc. Result	*	Limits	F	Date/Time
		G970113	50.79490		50.0		101.6	%	90-110		08/12/97 1721
ICB			4.49568						10		08/12/97 1722
MD	962987-41		55.81462			51.77309	7.5	R	20		08/12/97 1727
MS	962987-41	G970522A	96.37810		50.000000	51.77309	89.2	%	75-125		08/12/97 1728
MS	970111-28	G970522A	61.91558		50.000000	18.04864	87.7	%	75-125		08/12/97 1731
CCV		G970424A	116.88432		120		97.4	%	90-110		08/12/97 1739
CCB			6.60642						10		08/12/97 1740
MD	972099-2		101.26640			99.63724	1.6	R	20		08/12/97 1752
MS	972099-2	G970522A	142.45479		50.000000	99.63724	85.6	%	75-125		08/12/97 1754
CCV		G970424A	116.34045		120		97.0	%	90-110		08/12/97 1758
CCB			3.13343						10		08/12/97 1800
LCS		G970113	48.97536		50.0		98.0	%	80-120		08/12/97 1803
MD	972144-1		91.89390			95.97060	4.3	R	20		08/12/97 1813
CCV		G970424A	115.93261		120		96.6	%	90-110		08/12/97 1818
CCB			1.31037						10		08/12/97 1819
MD	972156-1		18.63592			20.54012	1.90420	A	10.00000		08/12/97 1824
MS	972156-1	G970522A	64.12575		50.000000	20.54012	87.2	%	75-125		08/12/97 1825
CCV		G970424A	119.19661		120		99.3	%	90-110		08/12/97 1837
CCB			3.89076						10		08/12/97 1838
LCS		G970113	52.75023		50.0		105.5	%	80-120		08/12/97 1841
MD	972205-1		103.16690			98.55100	4.6	R	20		08/12/97 1849
MS	972205-1	G970522A	141.76584		50.000000	98.55100	86.4	%	75-125		08/12/97 1850
CCV		G970424A	118.24430		120		98.5	%	90-110		08/12/97 1856
CCB			5.40151						10		08/12/97 1858
CCV		G970424A	115.25296		120		96.0	%	90-110		08/12/97 1910
CCB			9.60478						10		08/12/97 1911
LCS		G970113	49.95559		50.0		99.9	%	80-120		08/12/97 1914
CCV		G970424A	109.27589		120		91.1	%	90-110		08/12/97 1929
CCB			0.85338						10		08/12/97 1931
CCV		G970424A	117.70024		120		98.1	%	90-110		08/12/97 1947
CCB			3.89076						10		08/12/97 1949

* %-% REC R-RPD A-ABS Diff. D-% Diff.

The analytical results, opinions or interpretations contained in this report are based upon information and material supplied by the client for whose exclusive and confidential use this report has been made. The analytical results, opinions or interpretations expressed represent the best judgment of Core Laboratories. Core Laboratories, however, makes no warranty or representation, express or implied, of any type, and expressly disclaims same as to the productivity, proper operations or profitableness of any oil, gas, coal or other mineral, property, well or sand in connection with which such report is used or relied upon for any reason whatsoever. This report shall not be reproduced, in whole or in part, without the written approval of Core Laboratories.

CORE LABORATORIES

QUALITY CONTROL RESULTS

Job Number: 972192 Date: 08/28/97

CUSTOMER: Daniel B. Stephens & Associates PROJECT: ENRON ROSWELL/6033.2 ATTN: Bob Marley

Test Method.....: EPA 160.1 Batch.....: 24668 Analyst...: lmj
Method Description.: Solids, Total Dissolved (TDS) Units.....: mg/L
Parameter.....: Solids, Total Dissolved (TDS)

QC	Lab ID	Reagent	QC Result	QC Result	True Value	Orig. Value	Calc. Result	*	Limits	F	Date/Time
MB			0						10		08/13/97 1430
LCS		G970725B	498		500		99.6	%	80-120		08/13/97 1430
MD	972172-1		23200			23000	0.9	R	20		08/13/97 1430
MD	972192-1		3430			3670	6.8	R	20		08/13/97 1430

Test Method.....: SW-846 7470 Batch.....: 24672 Analyst...: veb
Method Description.: Mercury (CVAA) Units.....: mg/L
Parameter.....: Mercury (Hg)

QC	Lab ID	Reagent	QC Result	QC Result	True Value	Orig. Value	Calc. Result	*	Limits	F	Date/Time
ICV		970701H	0.004366		0.004000		109.2	%	90-110		08/14/97 1110
ICB		08147	0.000000						0.0002		08/14/97 1112
MB		0813	0.000048						0.0002		08/14/97 1131
SB		970529M	0.004203		0.005000		84.1	%	75-125		08/14/97 1133
CCV		960930N	0.005300		0.005000		106.0	%	90-110		08/14/97 1135
CCB		08147	0.000002						0.0002		08/14/97 1137
	972138-3	970529M	0.005033		0.005000	0.000293	94.8	%	80-120		08/14/97 1142
[illegible]	972144-1		0.000046			0.000066	0.000020	A	0.00020000		08/14/97 1146
MB		0813	0.000010						0.0002		08/14/97 1154
SB		970529M	0.004784		0.005000		95.7	%	75-125		08/14/97 1156
CCV		960930N	0.005324		0.005000		106.5	%	90-110		08/14/97 1201
CCB		08147	0.000001						0.0002		08/14/97 1203
MS	972170-1	970529M	0.004856		0.005000	0.000045	96.2	%	80-120		08/14/97 1205
MD	972170-8		0.000025			0.000034	0.000009	A	0.00020000		08/14/97 1222
CCV		960930N	0.005303		0.005000		106.1	%	90-110		08/14/97 1226
CCB		08147	-0.000000						0.0002		08/14/97 1228
CCV		960930N	0.005349		0.005000		107.0	%	90-110		08/14/97 1251
CCB		08147	0.000003						0.0002		08/14/97 1254
CCV		960930N	0.005366		0.005000		107.3	%	90-110		08/14/97 1258
CCB		08147	0.000004						0.0002		08/14/97 1300

Test Method.....: SW-846 6010A Batch.....: 24834 Analyst...: gag
Method Description.: Metals Analysis (ICAP) Units.....: mg/L
Parameter.....: Barium (Ba)

QC	Lab ID	Reagent	QC Result	QC Result	True Value	Orig. Value	Calc. Result	*	Limits	F	Date/Time
ICV		970325Y	2.07814		2.00		103.9	%	90-110		08/19/97 1052
ICB		970819Z	-0.00045						0.01		08/19/97 1118
ISB		970818T	0.50230		0.5000		100.5	%	80-120		08/19/97 1127
ISB		970818WI	1.03052		1.000		103.1	%	80-120		08/19/97 1139
MD	972161-1		0.01799			0.01814	0.00015	A	0.01000		08/19/97 1149
PDS	972161-2	970815Z	1.05466		1.000	0.01769	103.7	%	75-125		08/19/97 1155
MB		0814	0.00007						0.01		08/19/97 1202
CCV		970514Y	5.19010		5.0		103.8	%	90-110		08/19/97 1211
CCB		970819Z	0.00068						0.01		08/19/97 1215
LCS		970813H	1.04920		1.00		104.9	%	80-120		08/19/97 1217
MS	972192-1	970723Z	0.99354		1.000	0.01055	98.3	%	80-120		08/19/97 1241
		970514Y	5.02695		5.0		100.5	%	90-110		08/19/97 1255
		970819Z	0.00135						0.01		08/19/97 1302

* %-% REC R-RPD A-ABS Diff. D-% Diff.

The analytical results, opinions or interpretations contained in this report are based upon information and material supplied by the client for whose exclusive and confidential use this report has been made. The analytical results, opinions or interpretations expressed represent the best judgment of Core Laboratories. Core Laboratories, however, makes no warranty or representation, express or implied, of any type, and expressly disclaims same as to the productivity, proper operations or profitableness of any oil, gas, coal or other mineral property, well or sand, in connection with which such report is used or relied upon for any reason whatsoever. This report shall not be reproduced, in whole or in part, without the written approval of Core Laboratories.

CORE LABORATORIES

QUALITY CONTROL RESULTS

Job Number: 972192 Date: 08/28/97

CUSTOMER: Daniel B. Stephens & Associates PROJECT: ENRON ROSWELL/6033.2 ATTN: Bob Marley

Test Method.....: SW-846 6010A Batch.....: 24834 Analyst...: gag
Method Description.: Metals Analysis (ICAP) Units.....: mg/L
Parameter.....: Barium (Ba)

QC	Lab ID	Reagent	QC Result	QC Result	True Value	Orig. Value	Calc. Result	*	Limits	F	Date/Time
MD	972192-4		0.06062			0.06426	5.8	R	20		08/19/97 1418
CCV		970514Y	5.04021		5.0		100.8	%	90-110		08/19/97 1426
CCB		970819Z	0.00169						0.01		08/19/97 1432
CCV		970514Y	4.96446		5.0		99.3	%	90-110		08/19/97 1521
CCB		970819Z	-0.00007						0.01		08/19/97 1523
CCV		970514Y	4.99995		5.0		100.0	%	90-110		08/19/97 1619
CCB		970819Z	-0.00075						0.01		08/19/97 1623
MD	962987-42		-0.00075			-0.00068	0.00007	A	0.01000		08/19/97 1629
PDS	962987-42	970815Z	1.01768		1.000	-0.00068	101.8	%	75-125		08/19/97 1632
ISB		970818T	0.51437		0.5000		102.9	%	80-120		08/19/97 1711
CCV		970514Y	5.14450		5.0		102.9	%	90-110		08/19/97 1716
CCB		970819Z	-0.00045						0.01		08/19/97 1718
ISB		970818WI	1.04482		1.000		104.5	%	80-120		08/19/97 1723
CCV		970514Y	5.20226		5.0		104.0	%	90-110		08/19/97 1727
CCB		970819Z	-0.00129						0.01		08/19/97 1730

Test Method.....: SW-846 6010A Batch.....: 24834 Analyst...: gag
Method Description.: Metals Analysis (ICAP) Units.....: mg/L
Parameter.....: Cadmium (Cd)

QC	Lab ID	Reagent	QC Result	QC Result	True Value	Orig. Value	Calc. Result	*	Limits	F	Date/Time
ICV		970624W	2.07717		2.00		103.9	%	90-110		08/19/97 1043
ICB		970819Z	0.00103						0.005		08/19/97 1118
ISB		970818T	0.93134		1.000		93.1	%	80-120		08/19/97 1127
ISB		970818WI	0.98190		1.000		98.2	%	80-120		08/19/97 1139
MD	972161-1		-0.00067			0.00001	0.00068	A	0.00500		08/19/97 1149
PDS	972161-2	970815Z	0.99873		1.000	0.00072	99.8	%	75-125		08/19/97 1155
MB		0814	0.00104						0.005		08/19/97 1202
CCV		970514Y	2.55553		2.5		102.2	%	90-110		08/19/97 1211
CCB		970819Z	0.00172						0.005		08/19/97 1215
LCS		970813H	0.95164		1.00		95.2	%	80-120		08/19/97 1217
MS	972192-1	970723Z	0.93417		1.000	-0.00101	93.5	%	80-120		08/19/97 1241
CCV		970514Y	2.48896		2.5		99.6	%	90-110		08/19/97 1255
CCB		970819Z	0.00030						0.005		08/19/97 1302
MD	972192-4		-0.00061			-0.00061	0.00000	A	0.00500		08/19/97 1418
CCV		970514Y	2.51192		2.5		100.5	%	90-110		08/19/97 1426
CCB		970819Z	0.00088						0.005		08/19/97 1432
CCV		970514Y	2.33550		2.5		93.4	%	90-110		08/19/97 1521
CCB		970819Z	0.00028						0.005		08/19/97 1523
CCV		970514Y	2.33538		2.5		93.4	%	90-110		08/19/97 1619
CCB		970819Z	-0.00031						0.005		08/19/97 1623
MD	962987-42		-0.00090			-0.00060	0.00030	A	0.00500		08/19/97 1629
PDS	962987-42	970815Z	0.93649		1.000	-0.00060	93.7	%	75-125		08/19/97 1632
MB		0819	0.00000						0.005		08/19/97 1641
LCS		970353	0.94643		1.140000		83.0	%	60.2-139.5		08/19/97 1647
MS	972195-4	970815Z	0.81726		1.000	0.00314	81.4	%	80-120		08/19/97 1652
MD	972195-4		0.00133			0.00314	0.00181	A	0.00500		08/19/97 1654
ISB		970818T	0.91063		1.000		91.1	%	80-120		08/19/97 1711
CCV		970514Y	2.37521		2.5		95.0	%	90-110		08/19/97 1716
CCB		970819Z	0.00120						0.005		08/19/97 1718
		970818WI	0.94587		1.000		94.6	%	80-120		08/19/97 1723

* %-% REC R-RPD A-ABS Diff. D-% Diff.

The analytical results, opinions or interpretations contained in this report are based upon information and material supplied by the client for whose exclusive and confidential use this report has been made. The analytical results, opinions or interpretations expressed represent the best judgment of Core Laboratories. Core Laboratories, however, makes no warranty or representation, express or implied, of any type, and expressly disclaims same as to the productivity, proper operations or profitableness of any oil, gas, coal or other mineral property, well or sand in connection with which such report is used or relied upon for any reason whatsoever. This report shall not be reproduced, in whole or in part, without the written approval of Core Laboratories.

CORE LABORATORIES

QUALITY CONTROL RESULTS

Job Number: 972192 Date: 08/28/97

CUSTOMER: Daniel B. Stephens & Associates PROJECT: ENRON ROSWELL/6033.2 ATTN: Bob Marley

Test Method.....: SW-846 6010A Batch.....: 24834 Analyst...: gag
Method Description.: Metals Analysis (ICAP) Units.....: mg/L
Parameter.....: Cadmium (Cd)

QC	Lab ID	Reagent	QC Result	QC Result	True Value	Orig. Value	Calc. Result	*	Limits	F	Date/Time
CCV		970514Y	2.40302		2.5		96.1	%	90-110		08/19/97 1727
CCB		970819Z	0.00029						0.005		08/19/97 1730

Test Method.....: SW-846 6010A Batch.....: 24834 Analyst...: gag
Method Description.: Metals Analysis (ICAP) Units.....: mg/L
Parameter.....: Calcium (Ca)

QC	Lab ID	Reagent	QC Result	QC Result	True Value	Orig. Value	Calc. Result	*	Limits	F	Date/Time
ICV		970410Y	21.09988		20.000000		105.5	%	90-110		08/19/97 1116
ICB		970819Z	0.00678						0.1		08/19/97 1118
ISB		970818WI	46.14318		50.000		92.3	%	80-120		08/19/97 1139
MD	972161-1		18.97883			18.52169	2.4	R	20		08/19/97 1149
MB		0814	0.02230						0.1		08/19/97 1202
CCV		970514Y	10.78295		10.0		107.8	%	90-110		08/19/97 1211
CCB		970819Z	0.04432						0.1		08/19/97 1215
[illegible]S		970813Y	21.99778		20.000000		110.0	%	80-120		08/19/97 1222
		970514Y	10.72948		10.0		107.3	%	90-110		08/19/97 1255
[illegible]B		970819Z	0.03196						0.1		08/19/97 1302
CCV		970514Y	10.33202		10.0		103.3	%	90-110		08/19/97 1426
CCB		970819Z	0.00766						0.1		08/19/97 1432
CCV		970514Y	9.20658		10.0		92.1	%	90-110		08/19/97 1521
CCB		970819Z	0.02587						0.1		08/19/97 1523
CCV		970514Y	9.64521		10.0		96.5	%	90-110		08/19/97 1619
CCB		970819Z	0.02597						0.1		08/19/97 1623
MD	962987-42		2.86966			2.83452	1.2	R	20		08/19/97 1629
PDS	962987-42	970815Z	46.59464		50.000	2.83452	87.5	%	75-125		08/19/97 1632
CCV		970514Y	9.78390		10.0		97.8	%	90-110		08/19/97 1716
CCB		970819Z	0.05728						0.1		08/19/97 1718
ISB		970818WI	40.70407		50.000		81.4	%	80-120		08/19/97 1723
CCV		970514Y	9.70969		10.0		97.1	%	90-110		08/19/97 1727
CCB		970819Z	0.01943						0.1		08/19/97 1730

Test Method.....: SW-846 6010A Batch.....: 24834 Analyst...: gag
Method Description.: Metals Analysis (ICAP) Units.....: mg/L
Parameter.....: Calcium (Ca)

QC	Lab ID	Reagent	QC Result	QC Result	True Value	Orig. Value	Calc. Result	*	Limits	F	Date/Time
ICV		970410Y	198.01840		200.0		99.0	%	90-110		08/19/97 1101
ICB		970819Z	0.58971						1		08/19/97 1118
ISA		970526U	531.43719		500		106.3	%	80-120		08/19/97 1121
ISB		970818T	505.92590		500		101.2	%	80-120		08/19/97 1127
ISB		970818WI	57.57697		50.000		115.2	%	80-120		08/19/97 1139
MD	972161-1		18.09154			17.32708	4.3	R	20		08/19/97 1149
PDS	972161-2	970815Z	76.32037		50.000	14.68956	123.3	%	75-125		08/19/97 1155
MB		0814	-0.72924						1		08/19/97 1202
CCV		970701Y	255.06668		250.00		102.0	%	90-110		08/19/97 1205
CCB		970819Z	0.26301						1		08/19/97 1215
[illegible]		970813Y	183.56362		200.0		91.8	%	80-120		08/19/97 1218
		970701Y	265.77557		250.00		106.3	%	90-110		08/19/97 1250

* %-% REC R-RPD A-ABS Diff. D-% Diff.

The analytical results, opinions or interpretations contained in this report are based upon information and material supplied by the client for whose exclusive and confidential use this report has been made. The analytical results, opinions or interpretations expressed represent the best judgment of Core Laboratories. Core Laboratories, however, makes no warranty or representation, express or implied, of any type, and expressly disclaims same as to the productivity, proper operations or profitabiliness of any oil, gas, coal or other mineral property, well or sand in connection with which such report is used or relied upon for any reason whatsoever. This report shall not be reproduced, in whole or in part, without the written approval of Core Laboratories.

CORE LABORATORIES

QUALITY CONTROL RESULTS

Job Number: 972192 Date: 08/28/97

CUSTOMER: Daniel B. Stephens & Associates PROJECT: ENRON ROSWELL/6033.2 ATTN: Bob Marley

Test Method.....: SW-846 6010A Batch.....: 24834 Analyst...: gag
Method Description.: Metals Analysis (ICAP) Units.....: mg/L
Parameter.....: Calcium (Ca)

QC	Lab ID	Reagent	QC Result	QC Result	True Value	Orig. Value	Calc. Result	*	Limits	F	Date/Time
CCB		970819Z	0.25314						1		08/19/97 1302
PDS	972192-1	970815Z	168.54373		50.000	121.06939	94.9	%	75-125		08/19/97 1309
MD	972192-4		127.65028			124.16696	2.8	R	20		08/19/97 1422
CCV		970701Y	256.69369		250.00		102.7	%	90-110		08/19/97 1424
CCB		970819Z	0.11392						1		08/19/97 1432
CCV		970701Y	266.58917		250.00		106.6	%	90-110		08/19/97 1517
CCB		970819Z	-0.58709						1		08/19/97 1523
CCV		970701Y	267.66738		250.00		107.1	%	90-110		08/19/97 1616
CCB		970819Z	-0.37381						1		08/19/97 1623
MD	962987-42		2.92348			2.48217	0.44131	A	1.00000		08/19/97 1629
PDS	962987-42	970815Z	62.03656		50.000	2.48217	119.1	%	75-125		08/19/97 1632
ISA		970526U	535.64538		500		107.1	%	80-120		08/19/97 1657
ISB		970818T	518.07946		500		103.6	%	80-120		08/19/97 1711
CCV		970701Y	257.70379		250.00		103.1	%	90-110		08/19/97 1712
CCB		970819Z	-0.21205						1		08/19/97 1718
ISB		970818WI	52.24198		50.000		104.5	%	80-120		08/19/97 1723
CCV		970701Y	248.11972		250.00		99.2	%	90-110		08/19/97 1725
CCB		970819Z	-0.33581						1		08/19/97 1730

Test Method.....: SW-846 6010A Batch.....: 24834 Analyst...: gag
Method Description.: Metals Analysis (ICAP) Units.....: mg/L
Parameter.....: Chromium (Cr)

QC	Lab ID	Reagent	QC Result	QC Result	True Value	Orig. Value	Calc. Result	*	Limits	F	Date/Time
ICV		970624W	2.10284		2.00		105.1	%	90-110		08/19/97 1043
ICB		970819Z	0.00164						0.01		08/19/97 1118
ISB		970818T	0.48679		0.5000		97.4	%	80-120		08/19/97 1127
ISA		970716W	102.22114		100.00		102.2	%	80-120		08/19/97 1133
ISB		970818WI	95.78208		101.00		94.8	%	80-120		08/19/97 1139
MD	972161-1		0.00325			0.00512	0.00187	A	0.01000		08/19/97 1149
PDS	972161-2	970815Z	1.01311		1.000	-0.00001	101.3	%	75-125		08/19/97 1155
MB		0814	0.00186						0.01		08/19/97 1202
CCV		970514Y	2.60747		2.5		104.3	%	90-110		08/19/97 1211
CCB		970819Z	0.00000						0.01		08/19/97 1215
LCS		970813H	1.03478		1.00		103.5	%	80-120		08/19/97 1217
MS	972192-1	970723Z	0.93012		1.000	0.00268	92.7	%	80-120		08/19/97 1241
CCV		970514Y	2.52453		2.5		101.0	%	90-110		08/19/97 1255
CCB		970819Z	0.00062						0.01		08/19/97 1302
MD	972192-4		0.00157			-0.00254	0.00411	A	0.01000		08/19/97 1418
CCV		970514Y	2.53347		2.5		101.3	%	90-110		08/19/97 1426
CCB		970819Z	-0.00039						0.01		08/19/97 1432
CCV		970514Y	2.38602		2.5		95.4	%	90-110		08/19/97 1521
CCB		970819Z	-0.00019						0.01		08/19/97 1523
CCV		970514Y	2.39411		2.5		95.8	%	90-110		08/19/97 1619
CCB		970819Z	-0.00168						0.01		08/19/97 1623
MD	962987-42		-0.00229			-0.00250	0.00021	A	0.01000		08/19/97 1629
PDS	962987-42	970815Z	0.95029		1.000	-0.00250	95.3	%	75-125		08/19/97 1632
ISB		970818T	0.47362		0.5000		94.7	%	80-120		08/19/97 1711
CCV		970514Y	2.46656		2.5		98.7	%	90-110		08/19/97 1716
CCB		970819Z	0.00170						0.01		08/19/97 1718
		970716W	98.77896		100.00		98.8	%	80-120		08/19/97 1720

* %-% REC R-RPD A-ABS Diff. D-% Diff.

The analytical results, opinions or interpretations contained in this report are based upon information and material supplied by the client for whose exclusive and confidential use this report has been made. The analytical results, opinions or interpretations expressed represent the best judgment of Core Laboratories. Core Laboratories, however, makes no warranty or representation, express or implied, of any type, and expressly disclaims same as to the productivity, proper operations or profitableness of any oil, gas, coal or other mineral property, well or sand in connection with which such report is used or relied upon for any reason whatsoever. This report shall not be reproduced, in whole or in part, without the written approval of Core Laboratories.

CORELAB

CORE LABORATORIES

QUALITY CONTROL RESULTS

Job Number: 972192 Date: 08/28/97

CUSTOMER: Daniel B. Stephens & Associates PROJECT: ENRON ROSWELL/6033.2 ATTN: Bob Marley

Test Method.....: SW-846 6010A Batch.....: 24834 Analyst...: gag
Method Description.: Metals Analysis (ICAP) Units.....: mg/L
Parameter.....: Chromium (Cr)

QC	Lab ID	Reagent	QC Result	QC Result	True Value	Orig. Value	Calc. Result	*	Limits	F	Date/Time
ISB		970818WI	92.64364		101.00		91.7	%	80-120		08/19/97 1723
CCV		970514Y	2.52243		2.5		100.9	%	90-110		08/19/97 1727
CCB		970819Z	0.00466						0.01		08/19/97 1730

Test Method.....: SW-846 6010A Batch.....: 24834 Analyst...: gag
Method Description.: Metals Analysis (ICAP) Units.....: mg/L
Parameter.....: Copper (Cu)

QC	Lab ID	Reagent	QC Result	QC Result	True Value	Orig. Value	Calc. Result	*	Limits	F	Date/Time
ICV		970624W	2.07240		2.00		103.6	%	90-110		08/19/97 1043
ICB		970819Z	-0.00113						0.01		08/19/97 1118
ISB		970818T	0.48465		0.5000		96.9	%	80-120		08/19/97 1127
ISA		970716W	103.23718		100.00		103.2	%	80-120		08/19/97 1133
ISB		970818WI	97.00896		101.00		96.0	%	80-120		08/19/97 1139
MD	972161-1		0.00747			0.01161	0.00414	A	0.01000		08/19/97 1149
PDS	972161-2	970815Z	1.01139		1.000	0.00672	100.5	%	75-125		08/19/97 1155
		0814	0.00339						0.01		08/19/97 1202
		970514Y	2.54946		2.5		102.0	%	90-110		08/19/97 1211
CCB		970819Z	-0.00113						0.01		08/19/97 1215
LCS		970813H	1.01985		1.000		102.0	%	80-120		08/19/97 1217
MS	972192-1	970723Z	0.95017		1.000	0.00044	95.0	%	80-120		08/19/97 1241
CCV		970514Y	2.48236		2.5		99.3	%	90-110		08/19/97 1255
CCB		970819Z	0.00067						0.01		08/19/97 1302
MD	972192-4		0.00933			0.00684	0.00249	A	0.01000		08/19/97 1418
CCV		970514Y	2.48419		2.5		99.4	%	90-110		08/19/97 1426
CCB		970819Z	-0.00068						0.01		08/19/97 1432
CCV		970514Y	2.42951		2.5		97.2	%	90-110		08/19/97 1521
CCB		970819Z	-0.00111						0.01		08/19/97 1523
CCV		970514Y	2.43736		2.5		97.5	%	90-110		08/19/97 1619
CCB		970819Z	-0.00185						0.01		08/19/97 1623
MD	962987-42		-0.00076			-0.00038	0.00038	A	0.01000		08/19/97 1629
PDS	962987-42	970815Z	0.97743		1.000	-0.00038	97.8	%	75-125		08/19/97 1632
ISB		970818T	0.48847		0.5000		97.7	%	80-120		08/19/97 1711
CCV		970514Y	2.49433		2.5		99.8	%	90-110		08/19/97 1716
CCB		970819Z	-0.00111						0.01		08/19/97 1718
ISA		970716W	103.25961		100.00		103.3	%	80-120		08/19/97 1720
ISB		970818WI	97.26075		101.00		96.3	%	80-120		08/19/97 1723
CCV		970514Y	2.55022		2.5		102.0	%	90-110		08/19/97 1727
CCB		970819Z	0.00484						0.01		08/19/97 1730

Test Method.....: SW-846 6010A Batch.....: 24834 Analyst...: gag
Method Description.: Metals Analysis (ICAP) Units.....: mg/L
Parameter.....: Iron (Fe)

QC	Lab ID	Reagent	QC Result	QC Result	True Value	Orig. Value	Calc. Result	*	Limits	F	Date/Time
ICV		970624W	2.12746		2.00		106.4	%	90-110		08/19/97 1043
ICB		970819Z	-0.00797						0.03		08/19/97 1118
ISA		970526U	186.25653		200		93.1	%	80-120		08/19/97 1121
		970818T	176.58843		200		88.3	%	80-120		08/19/97 1127

* %-% REC R-RPD A-ABS Diff. D-% Diff.

The analytical results, opinions or interpretations contained in this report are based upon information and material supplied by the client for whose exclusive and confidential use this report has been made. The analytical results, opinions or interpretations expressed represent the best judgment of Core Laboratories. Core Laboratories, however, makes no warranty or representation, express or implied, of any type, and expressly disclaims same as to the productivity, proper operations or profitableness of any oil, gas, coal or other mineral property, well or sand in connection with which such report is used or relied upon for any reason whatsoever. This report shall not be reproduced, in whole or in part, without the written approval of Core Laboratories.

CORE LABORATORIES

QUALITY CONTROL RESULTS

Job Number: 972192 Date: 08/28/97

CUSTOMER: Daniel B. Stephens & Associates PROJECT: ENRON ROSWELL/6033.2 ATTN: Bob Marley

Test Method.....: SW-846 6010A Batch.....: 24834 Analyst...: gag
Method Description.: Metals Analysis (ICAP) Units.....: mg/L
Parameter.....: Iron (Fe)

QC	Lab ID	Reagent	QC Result	QC Result	True Value	Orig. Value	Calc. Result	*	Limits	F	Date/Time
ISB		970818WI	2.06703		2.0000		103.4	%	80-120		08/19/97 1139
MD	972161-1		0.01245			0.02773	0.01528	A	0.03000		08/19/97 1149
PDS	972161-2	970815Z	2.07876		2.0000	0.01267	103.3	%	75-125		08/19/97 1155
MB		0814	0.00427						0.03		08/19/97 1202
CCV		970514Y	10.49149		10.0		104.9	%	90-110		08/19/97 1211
CCB		970819Z	-0.00814						0.03		08/19/97 1215
LCS		970813H	1.05423		1.0000		105.4	%	80-120		08/19/97 1217
MS	972192-1	970723Z	2.42629		2.0000	0.52405	95.1	%	80-120		08/19/97 1241
CCV		970514Y	10.19272		10.0		101.9	%	90-110		08/19/97 1255
CCB		970819Z	-0.00481						0.03		08/19/97 1302
MD	972192-4		0.49956			0.53778	7.4	R	20		08/19/97 1418
CCV		970514Y	10.23035		10.0		102.3	%	90-110		08/19/97 1426
CCB		970819Z	0.00255						0.03		08/19/97 1432
CCV		970514Y	9.75639		10.0		97.6	%	90-110		08/19/97 1521
CCB		970819Z	-0.00092						0.03		08/19/97 1523
CCV		970514Y	9.79500		10.0		98.0	%	90-110		08/19/97 1619
CCB		970819Z	-0.00174						0.03		08/19/97 1623
[illegible]	962987-42		-0.00122			0.00223	0.00345	A	0.03000		08/19/97 1629
	962987-42	970815Z	1.96494		2.0000	0.00223	98.1	%	75-125		08/19/97 1632
[illegible]A		970526U	182.99392		200		91.5	%	80-120		08/19/97 1657
ISB		970818T	176.83053		200		88.4	%	80-120		08/19/97 1711
CCV		970514Y	10.14097		10.0		101.4	%	90-110		08/19/97 1716
CCB		970819Z	0.00532						0.03		08/19/97 1718
ISB		970818WI	2.04240		2.0000		102.1	%	80-120		08/19/97 1723
CCV		970514Y	10.22117		10.0		102.2	%	90-110		08/19/97 1727
CCB		970819Z	-0.00328						0.03		08/19/97 1730

Test Method.....: SW-846 6010A Batch.....: 24834 Analyst...: gag
Method Description.: Metals Analysis (ICAP) Units.....: mg/L
Parameter.....: Magnesium (Mg)

QC	Lab ID	Reagent	QC Result	QC Result	True Value	Orig. Value	Calc. Result	*	Limits	F	Date/Time
ICV		970410Y	21.28544		20.000000		106.4	%	90-110		08/19/97 1116
ICB		970819Z	0.00644						0.1		08/19/97 1118
ISB		970818WI	51.45915		50.000		102.9	%	80-120		08/19/97 1139
MD	972161-1		1.54954			1.51558	2.2	R	20		08/19/97 1149
MB		0814	0.00734						0.1		08/19/97 1202
CCV		970514Y	26.63590		25.0		106.5	%	90-110		08/19/97 1211
CCB		970819Z	0.00788						0.1		08/19/97 1215
LCS		970813Y	22.23464		20.000000		111.2	%	80-120		08/19/97 1222
CCV		970514Y	26.16419		25.0		104.7	%	90-110		08/19/97 1255
CCB		970819Z	0.02368						0.1		08/19/97 1302
MD	972192-4		28.31531			27.39649	3.3	R	20		08/19/97 1422
CCV		970514Y	26.80142		25.0		107.2	%	90-110		08/19/97 1426
CCB		970819Z	0.00738						0.1		08/19/97 1432
CCV		970514Y	24.23256		25.0		96.9	%	90-110		08/19/97 1521
CCB		970819Z	0.03275						0.1		08/19/97 1523
CCV		970514Y	24.73991		25.0		99.0	%	90-110		08/19/97 1619
CCB		970819Z	0.03050						0.1		08/19/97 1623
	962987-42		0.03838			0.04416	0.00578	A	0.10000		08/19/97 1629
	962987-42	970815Z	48.68224		50.000	0.04416	97.3	%	75-125		08/19/97 1632

* %-% REC R-RPD A-ABS Diff. D-% Diff.

The analytical results, opinions or interpretations contained in this report are based upon information and material supplied by the client for whose exclusive and confidential use this report has been made. The analytical results, opinions or interpretations expressed represent the best judgment of Core Laboratories. Core Laboratories, however, makes no warranty or representation, express or implied, of any type, and expressly disclaims same as to the productivity, proper operations or profitableness of any oil, gas, coal or other mineral property, well or sand in connection with which such report is used or relied upon for any reason whatsoever. This report shall not be reproduced, in whole or in part, without the written approval of Core Laboratories.

CORE LABORATORIES

QUALITY CONTROL RESULTS

Job Number: 972192 Date: 08/28/97

CUSTOMER: Daniel B. Stephens & Associates PROJECT: ENRON ROSWELL/6033.2 ATTN: Bob Marley

Test Method.....: SW-846 6010A Batch.....: 24834 Analyst...: gag
Method Description.: Metals Analysis (ICAP) Units.....: mg/L
Parameter.....: Magnesium (Mg)

QC	Lab ID	Reagent	QC Result	QC Result	True Value	Orig. Value	Calc. Result	*	Limits	F	Date/Time
CCV		970514Y	24.98120		25.0		99.9	%	90-110		08/19/97 1716
CCB		970819Z	0.01766						0.1		08/19/97 1718
ISB		970818WI	49.34955		50.000		98.7	%	80-120		08/19/97 1723
CCV		970514Y	25.48310		25.0		101.9	%	90-110		08/19/97 1727
CCB		970819Z	0.02272						0.1		08/19/97 1730

Test Method.....: SW-846 6010A Batch.....: 24834 Analyst...: gag
Method Description.: Metals Analysis (ICAP) Units.....: mg/L
Parameter.....: Magnesium (Mg)

QC	Lab ID	Reagent	QC Result	QC Result	True Value	Orig. Value	Calc. Result	*	Limits	F	Date/Time
ICV		970410Y	198.38803		200.0		99.2	%	90-110		08/19/97 1101
ICB		970819Z	0.05098						0.5		08/19/97 1118
ISA		970526U	523.36486		500		104.7	%	80-120		08/19/97 1121
ISB		970818T	492.62744		500		98.5	%	80-120		08/19/97 1127
ISB		970818WI	51.17754		50.000		102.4	%	80-120		08/19/97 1139
	972161-1		1.68361			1.64155	0.04206	A	0.50000		08/19/97 1149
LS	972161-2	970815Z	55.86873		50.000	1.80949	108.1	%	75-125		08/19/97 1155
MB		0814	-0.22016						0.5		08/19/97 1202
CCV		970701Y	258.45434		250.00		103.4	%	90-110		08/19/97 1205
CCB		970819Z	0.05135						0.5		08/19/97 1215
LCS		970813Y	202.39857		200.0		101.2	%	80-120		08/19/97 1218
MS	972192-1	970723Z	173.75640		50.000	123.02994	101.5	%	80-120		08/19/97 1241
CCV		970701Y	258.09606		250.00		103.2	%	90-110		08/19/97 1250
CCB		970819Z	0.11726						0.5		08/19/97 1302
PDS	972192-1	970815Z	75.26054		50.000	26.14398	98.2	%	75-125		08/19/97 1309
MD	972192-4		136.98643			144.04684	5.0	R	20		08/19/97 1418
CCV		970701Y	247.28314		250.00		98.9	%	90-110		08/19/97 1424
CCB		970819Z	0.01174						0.5		08/19/97 1432
CCV		970701Y	251.20773		250.00		100.5	%	90-110		08/19/97 1517
CCB		970819Z	0.44857						0.5		08/19/97 1523
CCV		970701Y	258.92480		250.00		103.6	%	90-110		08/19/97 1616
CCB		970819Z	0.25806						0.5		08/19/97 1623
MD	962987-42		0.31460			0.29969	0.01491	A	0.50000		08/19/97 1629
PDS	962987-42	970815Z	54.67818		50.000	0.29969	108.8	%	75-125		08/19/97 1632
ISA		970526U	546.60375		500		109.3	%	80-120		08/19/97 1657
ISB		970818T	521.29852		500		104.3	%	80-120		08/19/97 1711
CCV		970701Y	268.80871		250.00		107.5	%	90-110		08/19/97 1712
CCB		970819Z	0.31260						0.5		08/19/97 1718
ISB		970818WI	54.27978		50.000		108.6	%	80-120		08/19/97 1723
CCV		970701Y	262.21234		250.00		104.9	%	90-110		08/19/97 1725
CCB		970819Z	0.32136						0.5		08/19/97 1730

Test Method.....: SW-846 6010A Batch.....: 24834 Analyst...: gag
Method Description.: Metals Analysis (ICAP) Units.....: mg/L
Parameter.....: Manganese (Mn)

QC	Lab ID	Reagent	QC Result	QC Result	True Value	Orig. Value	Calc. Result	*	Limits	F	Date/Time
		970624W	2.13972		2.00		107.0	%	90-110		08/19/97 1043

* %-% REC R-RPD A-ABS Diff. D-% Diff.

The analytical results, opinions or interpretations contained in this report are based upon information and material supplied by the client for whose exclusive and confidential use this report has been made. The analytical results, opinions or interpretations expressed represent the best judgment of Core Laboratories. Core Laboratories, however, makes no warranty or representation, express or implied, of any type, and expressly disclaims same, as to the productivity, proper operations or profitabilness of any oil, gas, coal, or other mineral, property, well or sand, in connection with which such report is used or relied upon for any reason whatsoever. This report shall not be reproduced, in whole or in part, without the written approval of Core Laboratories.

CORE LABORATORIES

QUALITY CONTROL RESULTS

Job Number: 972192 Date: 08/28/97

CUSTOMER: Daniel B. Stephens & Associates PROJECT: ENRON ROSWELL/6033.2 ATTN: Bob Marley

Test Method.....: SW-846 6010A Batch.....: 24834 Analyst...: gag
Method Description.: Metals Analysis (ICAP) Units.....: mg/L
Parameter.....: Manganese (Mn)

QC	Lab ID	Reagent	QC Result	QC Result	True Value	Orig. Value	Calc. Result	*	Limits	F	Date/Time
ICB		970819Z	-0.00264						0.01		08/19/97 1118
ISB		970818T	0.45827		0.5000		91.7	%	80-120		08/19/97 1127
ISA		970716W	111.45325		100.00		111.5	%	80-120		08/19/97 1133
ISB		970818WI	104.82897		101.00		103.8	%	80-120		08/19/97 1139
MD	972161-1		0.00524			0.00763	0.00239	A	0.01000		08/19/97 1149
PDS	972161-2	970815Z	0.98692		1.000	0.00283	98.4	%	75-125		08/19/97 1155
MB		0814	0.00053						0.01		08/19/97 1202
CCV		970514Y	5.25065		5.0		105.0	%	90-110		08/19/97 1211
CCB		970819Z	0.00132						0.01		08/19/97 1215
LCS		970813H	1.00086		1.00		100.1	%	80-120		08/19/97 1217
MS	972192-1	970723Z	1.29396		1.000	0.27251	102.1	%	80-120		08/19/97 1241
CCV		970514Y	5.05438		5.0		101.1	%	90-110		08/19/97 1255
CCB		970819Z	0.00081						0.01		08/19/97 1302
MD	972192-4		0.05783			0.06052	4.5	R	20		08/19/97 1418
CCV		970514Y	5.12874		5.0		102.6	%	90-110		08/19/97 1426
CCB		970819Z	0.00136						0.01		08/19/97 1432
CCV		970514Y	4.80970		5.0		96.2	%	90-110		08/19/97 1521
CCB		970819Z	0.00046						0.01		08/19/97 1523
CCV		970514Y	4.83119		5.0		96.6	%	90-110		08/19/97 1619
CCB		970819Z	-0.00085						0.01		08/19/97 1623
MD	962987-42		0.00783			0.00771	0.00012	A	0.01000		08/19/97 1629
PDS	962987-42	970815Z	0.93079		1.000	0.00771	92.3	%	75-125		08/19/97 1632
ISB		970818T	0.43682		0.5000		87.4	%	80-120		08/19/97 1711
CCV		970514Y	4.98533		5.0		99.7	%	90-110		08/19/97 1716
CCB		970819Z	-0.00012						0.01		08/19/97 1718
ISA		970716W	106.74633		100.00		106.7	%	80-120		08/19/97 1720
ISB		970818WI	99.97067		101.00		99.0	%	80-120		08/19/97 1723
CCV		970514Y	5.00404		5.0		100.1	%	90-110		08/19/97 1727
CCB		970819Z	0.00191						0.01		08/19/97 1730

Test Method.....: SW-846 6010A Batch.....: 24834 Analyst...: gag
Method Description.: Metals Analysis (ICAP) Units.....: mg/L
Parameter.....: Potassium (K)

QC	Lab ID	Reagent	QC Result	QC Result	True Value	Orig. Value	Calc. Result	*	Limits	F	Date/Time
ICV		970410Y	90.80561		100.0		90.8	%	90-110		08/19/97 1101
ICB		970819Z	-1.24592						5		08/19/97 1118
ISB		970818T	9.04433		10.000		90.4	%	80-120		08/19/97 1127
ISB		970818WI	49.88145		50.000		99.8	%	80-120		08/19/97 1139
MD	972161-1		-4.64355			-4.61336	0.03019	A	5.00000		08/19/97 1149
PDS	972161-2	970815Z	47.76643		50.000	-4.03555	103.6	%	75-125		08/19/97 1155
MB		0814	-0.83762						5		08/19/97 1202
CCV		970701Y	267.02990		250.00		106.8	%	90-110		08/19/97 1205
CCB		970819Z	0.21695						5		08/19/97 1215
LCS		970813Y	93.65792		100.0		93.7	%	80-120		08/19/97 1218
MS	972192-1	970723Z	54.85195		50.000	-1.75567	113.2	%	80-120		08/19/97 1241
CCV		970701Y	261.26562		250.00		104.5	%	90-110		08/19/97 1250
CCB		970819Z	0.15790						5		08/19/97 1302
MD	972192-4		11.05006			2.39111	8.65895	A	5.00000	*	08/19/97 1418
CCV		970701Y	254.00822		250.00		101.6	%	90-110		08/19/97 1424
CCB		970819Z	0.26630						5		08/19/97 1432

* %-% REC R-RPD A-ABS Diff. D-% Diff.

The analytical results, opinions or interpretations contained in this report are based upon information and material supplied by the client for whose exclusive and confidential use this report has been made. The analytical results, opinions or interpretations expressed represent the best judgment of Core Laboratories. Core Laboratories, however, makes no warranty or representation, express or implied, of any type, and expressly disclaims same as to the productivity, proper operations or profitableness of any oil, gas, coal or other mineral property, well or sand in connection with which such report is used or relied upon for any reason whatsoever. This report shall not be reproduced, in whole or in part, without the written approval of Core Laboratories.

CORE LABORATORIES

QUALITY CONTROL RESULTS

Job Number: 972192 Date: 08/28/97

CUSTOMER: Daniel B. Stephens & Associates PROJECT: ENRON ROSWELL/6033.2 ATTN: Bob Marley

Test Method.....: SW-846 6010A Batch.....: 24834 Analyst...: gag
Method Description.: Metals Analysis (ICAP) Units.....: mg/L
Parameter.....: Potassium (K)

QC	Lab ID	Reagent	QC Result	QC Result	True Value	Orig. Value	Calc. Result	*	Limits	F	Date/Time
CCV		970701Y	255.88015		250.00		102.4	%	90-110		08/19/97 1517
CCB		970819Z	-1.43804						5		08/19/97 1523
CCV		970701Y	248.02938		250.00		99.2	%	90-110		08/19/97 1616
CCB		970819Z	-0.08327						5		08/19/97 1623
MD	962987-42		0.38501			-0.17356	0.55857	A	5.00000		08/19/97 1629
PDS	962987-42	970815Z	49.80201		50.000	-0.17356	100.0	%	75-125		08/19/97 1632
ISB		970818T	10.19635		10.000		102.0	%	80-120		08/19/97 1711
CCV		970701Y	264.98797		250.00		106.0	%	90-110		08/19/97 1712
CCB		970819Z	-0.51957						5		08/19/97 1718
ISB		970818WI	51.46138		50.000		102.9	%	80-120		08/19/97 1723
CCV		970701Y	253.97488		250.00		101.6	%	90-110		08/19/97 1725
CCB		970819Z	-0.06746						5		08/19/97 1730

Test Method.....: SW-846 6010A Batch.....: 24834 Analyst...: gag
Method Description.: Metals Analysis (ICAP) Units.....: mg/L
Parameter.....: Silver (Ag)

	Lab ID	Reagent	QC Result	QC Result	True Value	Orig. Value	Calc. Result	*	Limits	F	Date/Time
ICV		970325Y	2.07936		2.00		104.0	%	90-110		08/19/97 1052
ICB		970819Z	0.00046						0.01		08/19/97 1118
ISB		970818T	0.90964		1.000		91.0	%	80-120		08/19/97 1127
ISB		970818WI	0.98087		1.000		98.1	%	80-120		08/19/97 1139
MD	972161-1		0.00223			0.00131	0.00092	A	0.01000		08/19/97 1149
PDS	972161-2	970815Z	0.97532		1.000	-0.00012	97.5	%	75-125		08/19/97 1155
MB		0814	0.00279						0.01		08/19/97 1202
CCV		970701Y	2.44711		2.500		97.9	%	90-110		08/19/97 1205
CCB		970819Z	0.00093						0.01		08/19/97 1215
LCS		970813H	0.98301		1.00		98.3	%	80-120		08/19/97 1217
MS	972192-1	970723Z	0.93510		1.000	0.00258	93.3	%	80-120		08/19/97 1241
CCV		970701Y	2.65667		2.500		106.3	%	90-110		08/19/97 1250
CCB		970819Z	-0.00042						0.01		08/19/97 1302
MD	972192-4		0.00556			0.00025	0.00531	A	0.01000		08/19/97 1418
CCV		970701Y	2.33701		2.500		93.5	%	90-110		08/19/97 1424
CCB		970819Z	0.00230						0.01		08/19/97 1432
CCV		970701Y	2.27406		2.500		91.0	%	90-110		08/19/97 1517
CCB		970819Z	0.00200						0.01		08/19/97 1523
CCV		970701Y	2.33730		2.500		93.5	%	90-110		08/19/97 1616
CCB		970819Z	-0.00112						0.01		08/19/97 1623
MD	962987-42		-0.00221			-0.00468	0.00247	A	0.01000		08/19/97 1629
PDS	962987-42	970815Z	0.98283		1.000	-0.00468	98.8	%	75-125		08/19/97 1632
ISB		970818T	0.86974		1.000		87.0	%	80-120		08/19/97 1711
CCV		970701Y	2.63484		2.500		105.4	%	90-110		08/19/97 1712
CCB		970819Z	-0.00066						0.01		08/19/97 1718
ISB		970818WI	0.93486		1.000		93.5	%	80-120		08/19/97 1723
CCV		970701Y	2.37967		2.500		95.2	%	90-110		08/19/97 1725
CCB		970819Z	-0.00088						0.01		08/19/97 1730

* %-% REC R-RPD A-ABS Diff. D-% Diff.

The analytical results, opinions or interpretations contained in this report are based upon information and material supplied by the client for whose exclusive and confidential use this report has been made. The analytical results, opinions or interpretations expressed represent the best judgment of Core Laboratories. Core Laboratories, however, makes no warranty or representation, express or implied, of any type, and expressly disclaims same as to the productivity, proper operations or profitableness of any oil, gas, coal or other mineral, property, well or sand in connection with which such report is used or relied upon for any reason whatsoever. This report shall not be reproduced, in whole or in part, without the written approval of Core Laboratories.

CORE LABORATORIES

QUALITY CONTROL RESULTS

Job Number: 972192 Date: 08/28/97

CUSTOMER: Daniel B. Stephens & Associates PROJECT: ENRON ROSWELL/6033.2 ATTN: Bob Marley

Test Method.....: SW-846 6010A Batch.....: 24834 Analyst...: gag
Method Description.: Metals Analysis (ICAP) Units.....: mg/L
Parameter.....: Sodium (Na)

QC	Lab ID	Reagent	QC Result	QC Result	True Value	Orig. Value	Calc. Result	*	Limits	F	Date/Time
ICV		970410Y	20.69092		20.000000		103.5	%	90-110		08/19/97 1116
ICB		970819Z	0.01916						1		08/19/97 1118
ISB		970818WI	51.20757		50.000		102.4	%	80-120		08/19/97 1139
MD	972161-1		5.94792			5.76509	3.1	R	20		08/19/97 1149
PDS	972161-2	970815Z	60.44646		50.000	7.68039	105.5	%	75-125		08/19/97 1155
MB		0814	-0.10616						1		08/19/97 1202
CCV		970514Y	50.96871		50.0		101.9	%	90-110		08/19/97 1211
CCB		970819Z	0.04128						1		08/19/97 1215
LCS		970813Y	22.00613		20.000000		110.0	%	80-120		08/19/97 1222
CCV		970514Y	52.29571		50.0		104.6	%	90-110		08/19/97 1255
CCB		970819Z	0.09090						1		08/19/97 1302
PDS	972192-1	970815Z	95.28271		50.000	47.27773	96.0	%	75-125		08/19/97 1309
MD	972192-4		39.59414			38.35363	3.2	R	20		08/19/97 1422
CCV		970514Y	52.19781		50.0		104.4	%	90-110		08/19/97 1426
CCB		970819Z	0.02801						1		08/19/97 1432
CCV		970514Y	46.35133		50.0		92.7	%	90-110		08/19/97 1521
CCB		970819Z	0.30533						1		08/19/97 1523
CCV		970514Y	47.66793		50.0		95.3	%	90-110		08/19/97 1619
1		970819Z	0.19048						1		08/19/97 1623
	962987-42		0.17087			0.15547	0.01540	A	1.00000		08/19/97 1629
PDS	962987-42	970815Z	48.17356		50.000	0.15547	96.0	%	75-125		08/19/97 1632
CCV		970514Y	47.50266		50.0		95.0	%	90-110		08/19/97 1716
CCB		970819Z	0.16107						1		08/19/97 1718
ISB		970818WI	49.03215		50.000		98.1	%	80-120		08/19/97 1723
CCV		970514Y	48.66378		50.0		97.3	%	90-110		08/19/97 1727
CCB		970819Z	0.21149						1		08/19/97 1730

Test Method.....: SW-846 6010A Batch.....: 24834 Analyst...: gag
Method Description.: Metals Analysis (ICAP) Units.....: mg/L
Parameter.....: Sodium (Na)

QC	Lab ID	Reagent	QC Result	QC Result	True Value	Orig. Value	Calc. Result	*	Limits	F	Date/Time
ICV		970410Y	204.69528		200.0		102.3	%	90-110		08/19/97 1101
ICB		970819Z	2.62239						5		08/19/97 1118
ISA		970526U	457.22903		500		91.4	%	80-120		08/19/97 1121
ISB		970818T	433.44177		500		86.7	%	80-120		08/19/97 1127
MD	972161-1		4.34440			4.99543	0.65103	A	5.00000		08/19/97 1149
PDS	972161-2	970815Z	63.94431		50.000	6.97081	113.9	%	75-125		08/19/97 1155
MB		0814	-1.97385						5		08/19/97 1202
CCV		970701Y	525.76397		500.		105.2	%	90-110		08/19/97 1205
CCB		970819Z	0.81390						5		08/19/97 1215
LCS		970813Y	206.51757		200.0		103.3	%	80-120		08/19/97 1218
MS	972192-1	970723Z	307.44006		50.000	244.34954	126.2	%	80-120		08/19/97 1241
CCV		970701Y	520.53991		500.		104.1	%	90-110		08/19/97 1250
CCB		970819Z	0.75972						5		08/19/97 1302
MD	972192-4		234.39205			224.65086	4.2	R	20		08/19/97 1418
CCV		970701Y	511.34152		500.		102.3	%	90-110		08/19/97 1424
CCB		970819Z	-0.12008						5		08/19/97 1432
CCV		970701Y	504.45269		500.		100.9	%	90-110		08/19/97 1517
CCB		970819Z	-1.93272						5		08/19/97 1523
		970701Y	489.93267		500.		98.0	%	90-110		08/19/97 1616

* %-% REC R-RPD A-ABS Diff. D-% Diff.

The analytical results, opinions or interpretations contained in this report are based upon information and material supplied by the client for whose exclusive and confidential use this report has been made. The analytical results, opinions or interpretations expressed represent the best judgment of Core Laboratories. Core Laboratories, however, makes no warranty or representation, express or implied, of any type, and expressly disclaims same as to the productivity, proper operations or profitabileness of any oil, gas, coal or other mineral property, well or sand in connection with which such report is used or relied upon for any reason whatsoever. This report shall not be reproduced, in whole or in part, without the written approval of Core Laboratories.

CORE LABORATORIES

QUALITY CONTROL RESULTS

Job Number: 972192 Date: 08/28/97

CUSTOMER: Daniel B. Stephens & Associates PROJECT: ENRON ROSWELL/6033.2 ATTN: Bob Marley

Test Method.....: SW-846 6010A Batch.....: 24834 Analyst...: gag
Method Description.: Metals Analysis (ICAP) Units.....: mg/L
Parameter.....: Sodium (Na)

QC	Lab ID	Reagent	QC Result	QC Result	True Value	Orig. Value	Calc. Result	*	Limits	F	Date/Time
CCB		970819Z	-0.43675						5		08/19/97 1623
MD	962987-42		0.71978			-1.76664	2.48642	A	5.00000		08/19/97 1629
PDS	962987-42	970815Z	55.34268		50.000	-1.76664	114.2	%	75-125		08/19/97 1632
ISA		970526U	470.64227		500		94.1	%	80-120		08/19/97 1657
ISB		970818T	448.97149		500		89.8	%	80-120		08/19/97 1711
CCV		970701Y	523.72381		500.		104.7	%	90-110		08/19/97 1712
CCB		970819Z	-1.23483						5		08/19/97 1718
CCV		970701Y	501.88534		500.		100.4	%	90-110		08/19/97 1725
CCB		970819Z	-0.80880						5		08/19/97 1730

Test Method.....: SW-846 6010A Batch.....: 24834 Analyst...: gag
Method Description.: Metals Analysis (ICAP) Units.....: mg/L
Parameter.....: Zinc (Zn)

QC	Lab ID	Reagent	QC Result	QC Result	True Value	Orig. Value	Calc. Result	*	Limits	F	Date/Time
CCV		970624W	2.09870		2.00		104.9	%	90-110		08/19/97 1043
		970819Z	-0.00039						0.01		08/19/97 1118
ISB		970818T	0.95162		1.000		95.2	%	80-120		08/19/97 1127
ISB		970818WI	1.01218		1.000		101.2	%	80-120		08/19/97 1139
MD	972161-1		0.00248			0.00209	0.00039	A	0.01000		08/19/97 1149
PDS	972161-2	970815Z	1.02578		1.000	0.00208	102.4	%	75-125		08/19/97 1155
MB		0814	0.00416						0.01		08/19/97 1202
CCV		970514Y	2.59679		2.5		103.9	%	90-110		08/19/97 1211
CCB		970819Z	0.00165						0.01		08/19/97 1215
LCS		970813H	0.97727		1.00		97.7	%	80-120		08/19/97 1217
MS	972192-1	970723Z	0.94482		1.000	0.01093	93.4	%	80-120		08/19/97 1241
CCV		970514Y	2.51032		2.5		100.4	%	90-110		08/19/97 1255
CCB		970819Z	0.00075						0.01		08/19/97 1302
MD	972192-4		0.02249			0.02610	0.00361	A	0.01000		08/19/97 1418
CCV		970514Y	2.52077		2.5		100.8	%	90-110		08/19/97 1426
CCB		970819Z	0.00176						0.01		08/19/97 1432
CCV		970514Y	2.34970		2.5		94.0	%	90-110		08/19/97 1521
CCB		970819Z	0.00109						0.01		08/19/97 1523
CCV		970514Y	2.35557		2.5		94.2	%	90-110		08/19/97 1619
CCB		970819Z	0.00037						0.01		08/19/97 1623
MD	962987-42		0.00107			0.00143	0.00036	A	0.01000		08/19/97 1629
PDS	962987-42	970815Z	0.95073		1.000	0.00143	94.9	%	75-125		08/19/97 1632
ISB		970818T	0.91353		1.000		91.4	%	80-120		08/19/97 1711
CCV		970514Y	2.41332		2.5		96.5	%	90-110		08/19/97 1716
CCB		970819Z	0.00039						0.01		08/19/97 1718
ISB		970818WI	0.99051		1.000		99.1	%	80-120		08/19/97 1723
CCV		970514Y	2.44499		2.5		97.8	%	90-110		08/19/97 1727
CCB		970819Z	0.00000						0.01		08/19/97 1730

* %-% REC R-RPD A-ABS Diff. D-% Diff.

The analytical results, opinions or interpretations contained in this report are based upon information and material supplied by the client for whose exclusive and confidential use this report has been made. The analytical results, opinions or interpretations expressed represent the best judgment of Core Laboratories. Core Laboratories, however, makes no warranty or representation, express or implied, of any type, and expressly disclaims same as to the productivity, proper operations or profitableness of any oil, gas, coal or other mineral, property, well or sand, in connection with which such report is used or relied upon for any reason whatsoever. This report shall not be reproduced, in whole or in part, without the written approval of Core Laboratories.

CORELAB

CORE LABORATORIES

QUALITY CONTROL RESULTS

Job Number: 972192 Date: 08/28/97

CUSTOMER: Daniel B. Stephens & Associates PROJECT: ENRON ROSWELL/6033.2 ATTN: Bob Marley

Test Method.....: SM 2320 B Batch.....: 24841 Analyst...: mjf
Method Description.: Alkalinity (HCO3, CO3, OH) Units.....: mg/L
Parameter.....: Bicarbonate (HCO3)

QC	Lab ID	Reagent	QC Result	QC Result	True Value	Orig. Value	Calc. Result	*	Limits	F	Date/Time
MB			0						5		08/19/97 0830
MD	972189-13		1879			1879	0.0	R	20		08/19/97 0830
MD	972189-19		2245			2245	0.0	R	20		08/19/97 0830
MD	972192-4		146			146	0.0	R	20		08/19/97 0830
MD	972193-1		154			151	2.0	R	20		08/19/97 0830

Test Method.....: SM 2320 B Batch.....: 24841 Analyst...: mjf
Method Description.: Alkalinity (HCO3, CO3, OH) Units.....: mg/L
Parameter.....: Carbonate (CO3)

QC	Lab ID	Reagent	QC Result	QC Result	True Value	Orig. Value	Calc. Result	*	Limits	F	Date/Time
MB			0						1		08/19/97 0830
MD	972189-13		24			24	0.0	R	20		08/19/97 0830
MD	972189-19		24			24	0.0	R	20		08/19/97 0830
MD	972192-4		0			0	0	A	1		08/19/97 0830
MD	972193-1		0			0	0	A	1		08/19/97 0830

Test Method.....: SM 2320 B Batch.....: 24849 Analyst...: mjf
Method Description.: Alkalinity (HCO3, CO3, OH) Units.....: mg/L CaCO3
Parameter.....: Alkalinity, Total as CaCO3

QC	Lab ID	Reagent	QC Result	QC Result	True Value	Orig. Value	Calc. Result	*	Limits	F	Date/Time
MB			0						5		08/19/97 0830
LCS		G970623A	94		100		94.0	%	80-120		08/19/97 0830
MD	972189-13		1580			1580	0.0	R	20		08/19/97 0830
MD	972189-19		1880			1880	0.0	R	20		08/19/97 0830
MD	972193-1		126			124	1.6	R	20		08/19/97 0830
MD	972192-4		120			120	0.0	R	20		08/19/97 0830

Test Method.....: SW-846 6010A Batch.....: 25026 Analyst...: gag
Method Description.: Metals Analysis (ICAP Trace) Units.....: mg/L
Parameter.....: Arsenic (As)

QC	Lab ID	Reagent	QC Result	QC Result	True Value	Orig. Value	Calc. Result	*	Limits	F	Date/Time
ICV		970508T	2.05811		2.00		102.9	%	90-110		08/22/97 0938
ICB		970815T	0.00051						0.01		08/22/97 0957
ISB		970817X	0.96785		1.000		96.8	%	80-120		08/22/97 1007
ISB		970818WW	1.08723		1.000		108.7	%	80-120		08/22/97 1017
CCV		970820T	2.50268		2.5		100.1	%	90-110		08/22/97 1121
CCB		970815T	0.00125						0.01		08/22/97 1132
CCV		970820T	2.47115		2.5		98.8	%	90-110		08/22/97 1416
CCB		970815T	0.00016						0.01		08/22/97 1423
MB		0814	0.00027						0.01		08/22/97 1501
LCS		970813H	0.98442		1.00		98.4	%	80-120		08/22/97 1504
MS	972192-1	970815Z	0.98926		1.000	0.00418	98.5	%	80-120		08/22/97 1516
CCV		970820T	2.53680		2.5		101.5	%	90-110		08/22/97 1532
		970815T	0.00125						0.01		08/22/97 1539

* %-% REC R-RPD A-ABS Diff. D-% Diff.

The analytical results, opinions or interpretations contained in this report are based upon information and material supplied by the client for whose exclusive and confidential use this report has been made. The analytical results, opinions or interpretations expressed represent the best judgment of Core Laboratories. Core Laboratories, however, makes no warranty or representation, express or implied, of any type, and expressly disclaims same as to the productivity, proper operations or profitableness of any oil, gas, coal or other mineral property, well or sand in connection with which such report is used or relied upon for any reason whatsoever. This report shall not be reproduced, in whole or in part, without the written approval of Core Laboratories.

CORE LABORATORIES

QUALITY CONTROL RESULTS

Job Number: 972192 Date: 08/28/97

CUSTOMER: Daniel B. Stephens & Associates PROJECT: ENRON ROSWELL/6033.2 ATTN: Bob Marley

Test Method.....: SW-846 6010A Batch.....: 25026 Analyst...: gag
Method Description.: Metals Analysis (ICAP Trace) Units.....: mg/L
Parameter.....: Arsenic (As)

QC	Lab ID	Reagent	QC Result	QC Result	True Value	Orig. Value	Calc. Result	*	Limits	F	Date/Time
MD	972192-4		0.00134			0.00417	0.00283	A	0.01000		08/22/97 1558
MD	972213-1		0.00638			0.00184	0.00454	A	0.01000		08/22/97 1616
PDS	972213-2	970815Z	0.85987		1.000	0.02021	84.0	%	75-125		08/22/97 1632
CCV		970820T	2.36125		2.5		94.5	%	90-110		08/22/97 1643
CCB		970815T	-0.00149						0.01		08/22/97 1659
CCV		970820T	2.39411		2.5		95.8	%	90-110		08/22/97 1816
CCB		970815T	0.00148						0.01		08/22/97 1821
ISB		970817X	0.87226		1.000		87.2	%	80-120		08/22/97 1848
ISB		970818WW	0.94940		1.000		94.9	%	80-120		08/22/97 1853
CCV		970820T	2.29217		2.5		91.7	%	90-110		08/22/97 1904
CCB		970815T	0.00118						0.01		08/22/97 1908

Test Method.....: SW-846 6010A Batch.....: 25026 Analyst...: gag
Method Description.: Metals Analysis (ICAP Trace) Units.....: mg/L
Parameter.....: Lead (Pb)

QC	Lab ID	Reagent	QC Result	QC Result	True Value	Orig. Value	Calc. Result	*	Limits	F	Date/Time
CV		970508T	2.08434		2.00		104.2	%	90-110		08/22/97 0938
ICB		970815T	-0.00066						0.003		08/22/97 0957
ISB		970817X	0.95905		1.000		95.9	%	80-120		08/22/97 1007
ISB		970818WW	1.01137		1.000		101.1	%	80-120		08/22/97 1017
CCV		970820T	1.02597		1.0		102.6	%	90-110		08/22/97 1121
CCB		970815T	-0.00006						0.003		08/22/97 1132
CCV		970820T	1.01281		1.0		101.3	%	90-110		08/22/97 1416
CCB		970815T	0.00036						0.003		08/22/97 1423
MB		0814	0.00153						0.003		08/22/97 1501
LCS		970813H	1.04923		1.00		104.9	%	80-120		08/22/97 1504
MS	972192-1	970815Z	1.00405		1.000	-0.00083	100.5	%	80-120		08/22/97 1516
CCV		970820T	1.08015		1.0		108.0	%	90-110		08/22/97 1532
CCB		970815T	0.00074						0.003		08/22/97 1539
MD	972192-4		-0.00055			0.00017	0.00072	A	0.00300		08/22/97 1558
MD	972213-1		0.00135			0.00056	0.00079	A	0.00300		08/22/97 1616
PDS	972213-2	970815Z	0.97983		1.000	0.00114	97.9	%	75-125		08/22/97 1632
CCV		970820T	0.95367		1.0		95.4	%	90-110		08/22/97 1643
CCB		970815T	-0.00070						0.003		08/22/97 1659
CCV		970820T	0.97107		1.0		97.1	%	90-110		08/22/97 1816
CCB		970815T	-0.00016						0.003		08/22/97 1821
ISB		970817X	0.85069		1.000		85.1	%	80-120		08/22/97 1848
ISB		970818WW	0.92810		1.000		92.8	%	80-120		08/22/97 1853
CCV		970820T	0.96245		1.0		96.2	%	90-110		08/22/97 1904
CCB		970815T	0.00134						0.003		08/22/97 1908

Test Method.....: SW-846 6010A Batch.....: 25026 Analyst...: gag
Method Description.: Metals Analysis (ICAP Trace) Units.....: mg/L
Parameter.....: Selenium (Se)

QC	Lab ID	Reagent	QC Result	QC Result	True Value	Orig. Value	Calc. Result	*	Limits	F	Date/Time
CV		970508T	2.05364		2.00		102.7	%	90-110		08/22/97 0938
		970815T	0.00163						0.01		08/22/97 0957

* %-% REC R-RPD A-ABS Diff. D-% Diff.

The analytical results, opinions or interpretations contained in this report are based upon information and material supplied by the client for whose exclusive and confidential use this report has been made. The analytical results, opinions or interpretations expressed represent the best judgment of Core Laboratories. Core Laboratories, however, makes no warranty or representation, express or implied, of any type, and expressly disclaims same as to the productivity, proper operations or profitableness of any oil, gas, coal or other mineral property, well or sand in connection with which such report is used or relied upon for any reason whatsoever. This report shall not be reproduced, in whole or in part, without the written approval of Core Laboratories.

CORE LABORATORIES

QUALITY CONTROL RESULTS

Job Number: 972192 Date: 08/28/97

CUSTOMER: Daniel B. Stephens & Associates PROJECT: ENRON ROSWELL/6033.2 ATTN: Bob Marley

Test Method.....: SW-846 6010A Batch.....: 25026 Analyst...: gag
Method Description.: Metals Analysis (ICAP Trace) Units.....: mg/L
Parameter.....: Selenium (Se)

QC	Lab ID	Reagent	QC Result	QC Result	True Value	Orig. Value	Calc. Result	*	Limits	F	Date/Time
ISB		970817X	0.95812		1.000		95.8	%	80-120		08/22/97 1007
ISB		970818WW	0.97128		1.000		97.1	%	80-120		08/22/97 1017
CCV		970820T	2.44620		2.5		97.8	%	90-110		08/22/97 1121
CCB		970815T	0.00019						0.01		08/22/97 1132
CCV		970820T	2.39661		2.5		95.9	%	90-110		08/22/97 1416
CCB		970815T	0.00077						0.01		08/22/97 1423
MB		0814	-0.00054						0.01		08/22/97 1501
LCS		970813H	0.86464		1.00		86.5	%	80-120		08/22/97 1504
MS	972192-1	970815Z	0.89999		1.000	0.00255	89.7	%	80-120		08/22/97 1516
CCV		970820T	2.43088		2.5		97.2	%	90-110		08/22/97 1532
CCB		970815T	-0.00079						0.01		08/22/97 1539
MD	972192-4		-0.00078			-0.00218	0.00140	A	0.01000		08/22/97 1558
MD	972213-1		-0.00462			-0.00571	0.00109	A	0.01000		08/22/97 1616
PDS	972213-2	970815Z	0.80983		1.000	0.00257	80.7	%	75-125		08/22/97 1632
CCV		970820T	2.35116		2.5		94.0	%	90-110		08/22/97 1643
CCB		970815T	-0.00278						0.01		08/22/97 1659
CCV		970820T	2.40429		2.5		96.2	%	90-110		08/22/97 1816
CCB		970815T	0.00180						0.01		08/22/97 1821
[illegible]		970817X	0.88541		1.000		88.5	%	80-120		08/22/97 1848
[illegible]		970818WW	0.90507		1.000		90.5	%	80-120		08/22/97 1853
CCV		970820T	2.31105		2.5		92.4	%	90-110		08/22/97 1904
CCB		970815T	-0.00090						0.01		08/22/97 1908

* %-% REC R-RPD A-ABS Diff. D-% Diff.

The analytical results, opinions or interpretations contained in this report are based upon information and material supplied by the client for whose exclusive and confidential use this report has been made. The analytical results, opinions or interpretations expressed represent the best judgment of Core Laboratories. Core Laboratories, however, makes no warranty or representation, express or implied, of any type, and expressly disclaims same as to the productivity, proper operations or profitableness of any oil, gas, coal or other mineral, property, well or sand in connection with which such report is used or relied upon for any reason whatsoever. This report shall not be reproduced, in whole or in part, without the written approval of Core Laboratories.

CORE LABORATORIES

QUALITY CONTROL RESULTS

Job Number: 972192 Date: 08/28/97

CUSTOMER: Daniel B. Stephens & Associates PROJECT: ENRON ROSWELL/6033.2 ATTN: Bob Marley

QC Type	Description	Reag. Code	Lab ID	Dilution Factor	Date	Time

Test Method.....: SW-846 8240 Batch.....: 24741 Analyst ...: klk
Method Description.: Volatile Organics Units.....: ug/L

RS	Reference Standard	V970814B			08/14/97	0918

Parameter/Test Description	QC Result	QC Result	True Value	Orig. Value	Calc. Result	*	Limits	F
Benzene	55.35		50.3		110.0	%	70-130	
Bromodichloromethane	57.75		50.3		114.8	%	70-130	
Bromoform	47.67		50.2		95.0	%	70-130	
Carbon tetrachloride	62.84		50.1		125.4	%	70-130	
Chlorobenzene	51.57		50.2		102.7	%	70-130	
Chloroform	55.61		50.2		110.8	%	70-130	
Dibromochloromethane	53.19		50.2		106.0	%	70-130	
1,1-Dichloroethane	54.34		50.2		108.2	%	70-130	
1,2-Dichloroethane	63.53		50.1		126.8	%	70-130	
1,1-Dichloroethene	59.26		50.2		118.0	%	70-130	
trans-1,2-Dichloroethene	57.84		50.2		115.2	%	70-130	
1,2-Dichloropropane	49.54		50.2		98.7	%	70-130	
Ethylbenzene	55.26		50.2		110.1	%	70-130	
ylene chloride	55.92		50.2		111.4	%	70-130	
,2,2-Tetrachloroethane	50.35		50.3		100.1	%	70-130	
Tetrachloroethene	54.04		50.2		107.6	%	70-130	
Toluene	54.64		50.2		108.8	%	70-130	
1,1,1-Trichloroethane	58.28		50.2		116.1	%	70-130	
1,1,2-Trichloroethane	53.76		50.2		107.1	%	70-130	
Trichloroethene	59.52		50.2		118.6	%	70-130	

MB	Method Blank	CHD04			08/14/97	0953

Parameter/Test Description	QC Result	QC Result	True Value	Orig. Value	Calc. Result	*	Limits	F
Acetone	ND						100	
Benzene	ND						1	
Bromodichloromethane	ND						5	
Bromoform	ND						5	
Bromomethane	ND						10	
Methyl ethyl ketone (2-Butanone)	ND						100	
Carbon disulfide	ND						5	
Carbon tetrachloride	ND						5	
Chlorobenzene	ND						5	
Chloroethane	ND						10	
2-Chloroethylvinyl ether	ND						10	
Chloroform	ND						5	
Chloromethane	ND						10	
Dibromochloromethane	ND						5	
1,1-Dichloroethane	ND						5	
1,2-Dichloroethane	ND						5	
1,1-Dichloroethene	ND						5	
trans-1,2-Dichloroethene	ND						5	
1,2-Dichloropropane	ND						5	
cis-1,3-Dichloropropene	ND						5	
ns-1,3-Dichloropropene	ND						5	
lbenzene	ND						5	

* %-% REC R-RPD A-ABS Diff. D-% Diff.

The analytical results, opinions or interpretations contained in this report are based upon information and material supplied by the client for whose exclusive and confidential use this report has been made. The analytical results, opinions or interpretations expressed represent the best judgment of Core Laboratories. Core Laboratories, however, makes no warranty or representation, express or implied, of any type, and expressly disclaims same as to the productivity, proper operations or profitableness of any oil, gas, coal or other mineral property, well or sand in connection with which such report is used or relied upon for any reason whatsoever. This report shall not be reproduced, in whole or in part, without the written approval of Core Laboratories.

CORE LABORATORIES

QUALITY CONTROL RESULTS

Job Number: 972192 Date: 08/28/97

CUSTOMER: Daniel B. Stephens & Associates PROJECT: ENRON ROSWELL/6033.2 ATTN: Bob Marley

QC Type	Description	Reag. Code	Lab ID	Dilution Factor	Date	Time
MB	Method Blank	CHD04			08/14/97	0953

Parameter/Test Description	QC Result	QC Result	True Value	Orig. Value	Calc. Result	*	Limits	F
2-Hexanone	ND						50	
Methylene chloride	ND						5	
4-Methyl-2-pentanone (MIBK)	ND						50	
Styrene	ND						5	
1,1,2,2-Tetrachloroethane	ND						5	
Tetrachloroethene	ND						5	
Toluene	ND						5	
1,1,1-Trichloroethane	ND						5	
1,1,2-Trichloroethane	ND						5	
Trichloroethene	ND						5	
Vinyl acetate	ND						50	
Vinyl chloride	ND						10	
Xylenes (total)	ND						5	

Test Method.....: SW-846 8240 Batch.....: 24742 Analyst ...: klk
Method Description.: Volatile Organics Units.....: ug/L

RS	Reference Standard	V970815F			08/15/97	0916

Parameter/Test Description	QC Result	QC Result	True Value	Orig. Value	Calc. Result	*	Limits	F
Benzene	55.86		50.3		111.1	%	70-130	

MB	Method Blank	CHE04			08/15/97	0952

Parameter/Test Description	QC Result	QC Result	True Value	Orig. Value	Calc. Result	*	Limits	F
Benzene	ND						1	

SB	Spiked Blank	V970815H			08/15/97	2019

Parameter/Test Description	QC Result	QC Result	True Value	Orig. Value	Calc. Result	*	Limits	F
Benzene	57.28		51.460		111.3	%	76-127	

SBD	Spiked Blank Duplicate	V970815H			08/15/97	2054

Parameter/Test Description	QC Result	QC Result	True Value	Orig. Value	Calc. Result	*	Limits	F
Benzene	56.23	57.28	51.460		109.3	%	76-127	
					1.9	R	11	

* %-% REC R-RPD A-ABS Diff. D-% Diff.

The analytical results, opinions or interpretations contained in this report are based upon information and material supplied by the client for whose exclusive and confidential use this report has been made. The analytical results, opinions or interpretations expressed represent the best judgment of Core Laboratories. Core Laboratories, however, makes no warranty or representation, express or implied, of any type, and expressly disclaims same as to the productivity, proper operations or profitableness of any oil, gas, coal or other mineral, property, well or sand in connection with which such report is used or relied upon for any reason whatsoever. This report shall not be reproduced, in whole or in part, without the written approval of Core Laboratories.

CORE LABORATORIES

QUALITY CONTROL RESULTS

Job Number: 972192 Date: 08/28/97

CUSTOMER: Daniel B. Stephens & Associates PROJECT: ENRON ROSWELL/6033.2 ATTN: Bob Marley

QC Type	Description	Reag. Code	Lab ID	Dilution Factor	Date	Time

Test Method.....: SW-846 8270 Batch.....: 25036 Analyst ...: dmj
Method Description.: Semivolatile Organics Units.....: ug/L

MB	Method Blank	MB3321			08/19/97	1113

Parameter/Test Description	QC Result	QC Result	True Value	Orig. Value	Calc. Result	*	Limits	F
Acenaphthene	ND						10	
Acenaphthylene	ND						10	
Anthracene	ND						10	
Benzidine	ND						50	
Benzo(a)anthracene	ND						10	
Benzo(b)fluoranthene	ND						10	
Benzo(k)fluoranthene	ND						10	
Benzo(ghi)perylene	ND						10	
Benzo(a)pyrene	ND						10	
Benzyl alcohol	ND						20	
Butyl benzyl phthalate	ND						10	
Bis(2-chloroethoxy)methane	ND						10	
Bis(2-chloroethyl)ether	ND						10	
(2-chloroisopropyl)ether	ND						10	
(2-ethylhexyl)phthalate	ND						10	
4-Bromophenyl phenyl ether	ND						10	
4-Chloroaniline	ND						10	
2-Chloronaphthalene	ND						10	
4-Chlorophenyl phenyl ether	ND						10	
Chrysene	ND						10	
Dibenzo(a,h)anthracene	ND						10	
Dibenzofuran	ND						10	
1,2-Dichlorobenzene	ND						10	
1,3-Dichlorobenzene	ND						10	
1,4-Dichlorobenzene	ND						10	
3,3-Dichlorobenzidine	ND						20	
Diethyl phthalate	ND						10	
Dimethyl phthalate	ND						10	
Di-n-butyl phthalate	ND						10	
Di-n-octyl phthalate	ND						10	
2,4-Dinitrotoluene	ND						10	
2,6-Dinitrotoluene	ND						10	
Fluoranthene	ND						10	
Fluorene	ND						10	
Hexachlorobenzene	ND						10	
Hexachlorobutadiene	ND						10	
Hexachlorocyclopentadiene	ND						10	
Hexachloroethane	ND						10	
Indeno(1,2,3-cd)pyrene	ND						10	
Isophorone	ND						10	
2-Methylnaphthalene	ND						10	
Naphthalene	ND						10	
o-Nitroaniline	ND						50	
m-Nitroaniline	ND						50	
p-Nitroaniline	ND						50	
Nitrobenzene	ND						10	
n-Nitrosodi-n-propylamine	ND						10	
trosodiphenylamine	ND						10	

* %-% REC R-RPD A-ABS Diff. D-% Diff.

The analytical results, opinions or interpretations contained in this report are based upon information and material supplied by the client for whose exclusive and confidential use this report has been made. The analytical results, opinions or interpretations expressed represent the best judgment of Core Laboratories. Core Laboratories, however, makes no warranty or representation, express or implied, of any type, and expressly disclaims same as to the productivity, proper operations or profitableness of any oil, gas, coal or other mineral, property, well or sand in connection with which such report is used or relied upon for any reason whatsoever. This report shall not be reproduced, in whole or in part, without the written approval of Core Laboratories.

CORE LABORATORIES

QUALITY CONTROL RESULTS

Job Number: 972192 Date: 08/28/97

CUSTOMER: Daniel B. Stephens & Associates PROJECT: ENRON ROSWELL/6033.2 ATTN: Bob Marley

QC Type	Description	Reag. Code	Lab ID	Dilution Factor	Date Time
MB	Method Blank	MB3321			08/19/97 1113

Parameter/Test Description	QC Result	QC Result	True Value	Orig. Value	Calc. Result	*	Limits	F
Phenanthrene	ND						10	
Pyrene	ND						10	
1,2,4-Trichlorobenzene	ND						10	
Benzoic acid	ND						50	
4-Chloro-3-methylphenol	ND						10	
2-Chlorophenol	ND						10	
2,4-Dichlorophenol	ND						10	
2,4-Dimethylphenol	ND						10	
2,4-Dinitrophenol	ND						50	
2-Methyl-4,6-dinitrophenol	ND						50	
2-Methylphenol (o-cresol)	ND						10	
4-Methylphenol (p-cresol)	ND						10	
2-Nitrophenol	ND						10	
4-Nitrophenol	ND						50	
Pentachlorophenol	ND						50	
Phenol	ND						10	
2,4,5-Trichlorophenol	ND						10	
2 4,6-Trichlorophenol	ND						10	

LCS	Laboratory Control Sample	B970613A			08/20/97 0010

Parameter/Test Description	QC Result	QC Result	True Value	Orig. Value	Calc. Result	*	Limits	F
Acenaphthene	90.22		100.0		90.2	%	46-118	
1,4-Dichlorobenzene	69.27		100.3		69.1	%	36-97	
2,4-Dinitrotoluene	96.12		100.1		96.0	%	24-96	
n-Nitrosodi-n-propylamine	107.76		100.0		107.8	%	41-116	
Pyrene	102.55		100.1		102.4	%	26-127	
1,2,4-Trichlorobenzene	78.02		100.0		78.0	%	39-98	
4-Chloro-3-methylphenol	98.08		99.84		98.2	%	23-97	
2-Chlorophenol	82.90		99.78		83.1	%	27-123	
4-Nitrophenol	101.96		99.75		102.2	%	10-80	
Pentachlorophenol	98.08		99.74		98.3	%	9-103	
Phenol	86.65		99.72		86.9	%	12-110	

MS	Matrix Spike	B970613A	972141-1		08/20/97 0203

Parameter/Test Description	QC Result	QC Result	True Value	Orig. Value	Calc. Result	*	Limits	F
Acenaphthene	73.87		100.0	ND	73.9	%	46-118	
1,4-Dichlorobenzene	54.61		100.3	ND	54.4	%	36-97	
2,4-Dinitrotoluene	91.08		100.1	ND	91.0	%	24-96	
n-Nitrosodi-n-propylamine	78.22		100.0	ND	78.2	%	41-116	
Pyrene	104.21		100.1	ND	104.1	%	26-127	
1,2,4-Trichlorobenzene	62.51		100.0	ND	62.5	%	39-98	
4-Chloro-3-methylphenol	94.77		99.84	ND	94.9	%	23-97	
2-Chlorophenol	69.03		99.78	ND	69.2	%	27-123	
4-Nitrophenol	115.07		99.75	ND	115.4	%	10-80	Y
Pentachlorophenol	120.19		99.74	ND	120.5	%	9-103	Y
Phenol	73.57		99.72	ND	73.8	%	12-110	

* %-% REC R-RPD A-ABS Diff. D-% Diff.

The analytical results, opinions or interpretations contained in this report are based upon information and material supplied by the client for whose exclusive and confidential use this report has been made. The analytical results, opinions or interpretations expressed represent the best judgment of Core Laboratories. Core Laboratories, however, makes no warranty or representation, express or implied, of any type, and expressly disclaims same as to the productivity, proper operations or profitableness of any oil, gas, coal or other mineral, property, well or sand in connection with which such report is used or relied upon for any reason whatsoever. This report shall not be reproduced, in whole or in part, without the written approval of Core Laboratories

CORE LABORATORIES

QUALITY CONTROL RESULTS

Job Number: 972192 Date: 08/28/97

CUSTOMER: Daniel B. Stephens & Associates PROJECT: ENRON ROSWELL/6033.2 ATTN: Bob Marley

QC Type	Description	Reag. Code	Lab ID	Dilution Factor	Date Time
MSD	Matrix Spike Duplicate	B970613A	972141-1		08/20/97 0300

Parameter/Test Description	QC Result	QC Result	True Value	Orig. Value	Calc. Result	*	Limits	F
Acenaphthene	75.40	73.87	100.0	ND	75.4	%	46-118	
					2.0	R	31	
1,4-Dichlorobenzene	56.36	54.61	100.3	ND	56.2	%	36-97	
					3.2	R	28	
2,4-Dinitrotoluene	92.90	91.08	100.1	ND	92.8	%	24-96	
					2.0	R	38	
n-Nitrosodi-n-propylamine	77.93	78.22	100.0	ND	77.9	%	41-116	
					0.4	R	38	
Pyrene	101.99	104.21	100.1	ND	101.9	%	26-127	
					2.2	R	31	
1,2,4-Trichlorobenzene	64.19	62.51	100.0	ND	64.2	%	39-98	
					2.7	R	28	
4-Chloro-3-methylphenol	92.01	94.77	99.84	ND	92.2	%	23-97	
					3.0	R	42	
2-Chlorophenol	68.27	69.03	99.78	ND	68.4	%	27-123	
					1.1	R	40	
4-Nitrophenol	115.89	115.07	99.75	ND	116.2	%	10-80	Y
					0.7	R	50	
tachlorophenol	118.68	120.19	99.74	ND	119.0	%	9-103	Y
					1.3	R	50	
Phenol	70.92	73.57	99.72	ND	71.1	%	12-110	
					3.7	R	42	

Test Method.....: SW-846 8080 Batch.....: 25054 Analyst ...: smc
Method Description.: PCB Analysis Units.....: ug/L

MB	Method Blank	3313			08/22/97 1710

Parameter/Test Description	QC Result	QC Result	True Value	Orig. Value	Calc. Result	*	Limits	F
Aroclor 1016	ND						0.5	
Aroclor 1221	ND						0.5	
Aroclor 1232	ND						0.5	
Aroclor 1242	ND						0.5	
Aroclor 1248	ND						0.5	
Aroclor 1254	ND						0.5	
Aroclor 1260	ND						0.5	
Aroclor 1262	ND						0.5	
Aroclor 1268	ND						0.5	

LCS	Laboratory Control Sample	P970502B		10.0	08/22/97 1739

Parameter/Test Description	QC Result	QC Result	True Value	Orig. Value	Calc. Result	*	Limits	F
Aroclor 1254	0.228		0.200000		114.0	%	29-131	

* %-% REC R-RPD A-ABS Diff. D-% Diff.

The analytical results, opinions or interpretations contained in this report are based upon information and material supplied by the client for whose exclusive and confidential use this report has been made. The analytical results, opinions or interpretations expressed represent the best judgment of Core Laboratories. Core Laboratories, however, makes no warranty or representation, express or implied, of any type, and expressly disclaims same as to the productivity, proper operations or profitableness of any oil, gas, coal or other mineral, property, well or sand in connection with which such report is used or relied upon for any reason whatsoever. This report shall not be reproduced, in whole or in part, without the written approval of Core Laboratories.

CORE LABORATORIES

SURROGATE RECOVERIES REPORT

Job Number.: 972192

Report Date: 08/28/97

CUSTOMER: Daniel B. Stephens & Associates PROJECT: ENRON ROSWELL/6033.2 ATTN: Bob Marley

Method.....: SW-846 8240
Method Code.....: 8240

Batch.....: 24741
Analyst.....: klk

Surrogate	Units
4-Bromofluorobenzene	ug/L

Lab ID	Matrix	QC Type	Dilution	Result	True Value	Percent Recovery	Limits	Flag	Date	Time
		RS		47.57	50.172	94.8	86-115		08/14/97	0918
		MB		47.52	50.172	94.7	86-115		08/14/97	0953
972192-1				46.89	50.172	93.5	86-115		08/14/97	1216
972192-2				45.05	50.172	89.8	86-115		08/14/97	1251
972192-3				46.95	50.172	93.6	86-115		08/14/97	1327
972192-4				46.77	50.172	93.2	86-115		08/14/97	1427
972193-1				47.78	50.172	95.2	86-115		08/14/97	1438

Surrogate	Units
Dibromofluoromethane	ug/L

Lab ID	Matrix	QC Type	Dilution	Result	True Value	Percent Recovery	Limits	Flag	Date	Time
		RS		45.02	50.190	89.7	86-118		08/14/97	0918
		MB		44.17	50.190	88.0	86-118		08/14/97	0953
972192-1				44.92	50.190	89.5	86-118		08/14/97	1216
972192-2				45.77	50.190	91.2	86-118		08/14/97	1251
972192-3				45.12	50.190	89.9	86-118		08/14/97	1327
972192-4				46.30	50.190	92.2	86-118		08/14/97	1427
972193-1				45.44	50.190	90.5	86-118		08/14/97	1438

Surrogate	Units
Toluene-d8	ug/L

Lab ID	Matrix	QC Type	Dilution	Result	True Value	Percent Recovery	Limits	Flag	Date	Time
		RS		46.82	50.175	93.3	88-110		08/14/97	0918
		MB		47.31	50.175	94.3	88-110		08/14/97	0953
972192-1				46.85	50.175	93.4	88-110		08/14/97	1216
972192-2				47.45	50.175	94.6	88-110		08/14/97	1251
972192-3				47.74	50.175	95.1	88-110		08/14/97	1327
972192-4				47.01	50.175	93.7	88-110		08/14/97	1427
972193-1				47.72	50.175	95.1	88-110		08/14/97	1438

The analytical results, opinions or interpretations contained in this report are based upon information and material supplied by the client for whose exclusive and confidential use this report has been made. The analytical results, opinions or interpretations expressed represent the best judgment of Core Laboratories. Core Laboratories, however, makes no warranty or representation, express or implied, of any type, and expressly disclaims same as to the productivity, proper operations or profitableness of any oil, gas, coal or other mineral, property, well or sand in connection with which such report is used or relied upon for any reason whatsoever. This report shall not be reproduced, in whole or in part, without the written approval of Core Laboratories

CORE LABORATORIES

SURROGATE RECOVERIES REPORT

Job Number.: 972192 Report Date: 08/28/97

CUSTOMER: Daniel B. Stephens & Associates PROJECT: ENRON ROSWELL/6033.2 ATTN: Bob Marley

Method.....: SW-846 8240 Batch.....: 24742
Method Code.....: 8240 Analyst.....: klk

Surrogate	Units
4-Bromofluorobenzene	ug/L

Lab ID	Matrix	QC Type	Dilution	Result	True Value	Percent Recovery	Limits	Flag	Date	Time
		RS		48.93	50.172	97.5	86-115		08/15/97	0916
		MB		50.48	50.172	100.6	86-115		08/15/97	0952
		SB		49.37	50.172	98.4	86-115		08/15/97	2019
		SBD		49.20	50.172	98.1	86-115		08/15/97	2054
972192-4			10	49.94	50.172	99.5	86-115		08/15/97	1720
972209-1				49.58	50.172	98.8	86-115		08/15/97	1756
972209-3				48.06	50.172	95.8	86-115		08/15/97	1831
972209-2				50.67	50.172	101.0	86-115		08/15/97	1907
972209-4				50.30	50.172	100.3	86-115		08/15/97	1943

Surrogate	Units
ibromofluoromethane	ug/L

Lab ID	Matrix	QC Type	Dilution	Result	True Value	Percent Recovery	Limits	Flag	Date	Time
		RS		45.47	50.190	90.6	86-118		08/15/97	0916
		MB		45.91	50.190	91.5	86-118		08/15/97	0952
		SB		45.76	50.190	91.2	86-118		08/15/97	2019
		SBD		46.49	50.190	92.6	86-118		08/15/97	2054
972192-4			10	48.16	50.190	96.0	86-118		08/15/97	1720
972209-1				48.19	50.190	96.0	86-118		08/15/97	1756
972209-3				47.53	50.190	94.7	86-118		08/15/97	1831
972209-2				48.23	50.190	96.1	86-118		08/15/97	1907
972209-4				46.53	50.190	92.7	86-118		08/15/97	1943

Surrogate	Units
Toluene-d8	ug/L

Lab ID	Matrix	QC Type	Dilution	Result	True Value	Percent Recovery	Limits	Flag	Date	Time
		RS		48.39	50.175	96.4	88-110		08/15/97	0916
		MB		49.51	50.175	98.7	88-110		08/15/97	0952
		SB		48.68	50.175	97.0	88-110		08/15/97	2019
		SBD		48.72	50.175	97.1	88-110		08/15/97	2054
972192-4			10	49.34	50.175	98.3	88-110		08/15/97	1720
972209-1				48.72	50.175	97.1	88-110		08/15/97	1756
972209-3				48.58	50.175	96.8	88-110		08/15/97	1831
972209-2				49.45	50.175	98.6	88-110		08/15/97	1907
972209-4				48.61	50.175	96.9	88-110		08/15/97	1943

The analytical results, opinions or interpretations contained in this report are based upon information and material supplied by the client for whose exclusive and confidential use this report has been made. The analytical results, opinions or interpretations expressed represent the best judgment of Core Laboratories. Core Laboratories, however, makes no warranty or representation, express or implied, of any type, and expressly disclaims same as to the productivity, proper operations or profitableness of any oil, gas, coal or other mineral, property, well or sand in connection with which such report is used or relied upon for any reason whatsoever. This report shall not be reproduced, in whole or in part, without the written approval of Core Laboratories.

CORE LABORATORIES

SURROGATE RECOVERIES REPORT

Job Number.: 972192

Report Date: 08/28/97

CUSTOMER: Daniel B. Stephens & Associates PROJECT: ENRON ROSWELL/6033.2 ATTN: Bob Marley

Method.....: SW-846 8270
Method Code.....: 8270

Batch.....: 25036
Analyst.....: dmj

Surrogate	Units
2,4,6-Tribromophenol	ug/L

Lab ID	Matrix	QC Type	Dilution	Result	True Value	Percent Recovery	Limits	Flag	Date	Time
		MB	1.00	86.93	100.51	86	10-123		08/19/97	1113
		LCS	1.00	102.73	100.51	102	10-123		08/20/97	0010
972141-1			1.00	109.43	100.51	109	10-123		08/20/97	0107
972141-1		MS		107.18	100.51	107	10-123		08/20/97	0203
972141-1		MSD		105.45	100.51	105	10-123		08/20/97	0300
972192-1			1.00	95.87	100.51	95	10-123		08/22/97	1253
972192-2			1.00	105.50	100.51	105	10-123		08/22/97	1351
972192-3			1.00	86.49	100.51	86	10-123		08/22/97	1449
972192-4			1.00	86.64	100.51	86	10-123		08/22/97	1547
972193-1			1.00	95.77	100.51	95	10-123		08/22/97	1646

Surrogate	Units
·Fluorobiphenyl	ug/L

Lab ID	Matrix	QC Type	Dilution	Result	True Value	Percent Recovery	Limits	Flag	Date	Time
		MB	1.00	39.40	50.00	79	43-116		08/19/97	1113
		LCS	1.00	46.84	50.00	94	43-116		08/20/97	0010
972141-1			1.00	39.30	50.00	79	43-116		08/20/97	0107
972141-1		MS		36.99	50.00	74	43-116		08/20/97	0203
972141-1		MSD		37.88	50.00	76	43-116		08/20/97	0300
972192-1			1.00	41.41	50.00	83	43-116		08/22/97	1253
972192-2			1.00	39.08	50.00	78	43-116		08/22/97	1351
972192-3			1.00	27.35	50.00	55	43-116		08/22/97	1449
972192-4			1.00	34.80	50.00	70	43-116		08/22/97	1547
972193-1			1.00	38.32	50.00	77	43-116		08/22/97	1646

Surrogate	Units
2-Fluorophenol	ug/L

Lab ID	Matrix	QC Type	Dilution	Result	True Value	Percent Recovery	Limits	Flag	Date	Time
		MB	1.00	68.40	99.98	68	21-100		08/19/97	1113
		LCS	1.00	76.68	99.98	77	21-100		08/20/97	0010
972141-1			1.00	69.59	99.98	70	21-100		08/20/97	0107
972141-1		MS		63.16	99.98	63	21-100		08/20/97	0203
972141-1		MSD		62.11	99.98	62	21-100		08/20/97	0300
972192-1			1.00	69.75	99.98	70	21-100		08/22/97	1253
972192-2			1.00	65.34	99.98	65	21-100		08/22/97	1351
972192-3			1.00	46.01	99.98	46	21-100		08/22/97	1449
972192-4			1.00	59.68	99.98	60	21-100		08/22/97	1547
93-1			1.00	65.28	99.98	65	21-100		08/22/97	1646

The analytical results, opinions or interpretations contained in this report are based upon information and material supplied by the client for whose exclusive and confidential use this report has been made. The analytical results, opinions or interpretations expressed represent the best judgment of Core Laboratories. Core Laboratories, however, makes no warranty or representation, express or implied, of any type, and expressly disclaims same as to the productivity, proper operations or profitableness of any oil, gas, coal or other mineral, property, well or sand in connection with which such report is used or relied upon for any reason whatsoever. This report shall not be reproduced, in whole or in part, without the written approval of Core Laboratories.

CORE LABORATORIES

SURROGATE RECOVERIES REPORT

Job Number.: 972192

Report Date: 08/28/97

CUSTOMER: Daniel B. Stephens & Associates PROJECT: ENRON ROSWELL/6033.2 ATTN: Bob Marley

Surrogate	Units
Nitrobenzene-d5	ug/L

Lab ID	Matrix	QC Type	Dilution	Result	True Value	Percent Recovery	Limits	Flag	Date	Time
		MB	1.00	41.33	50.07	83	35-114		08/19/97	1113
		LCS	1.00	48.52	50.07	97	35-114		08/20/97	0010
972141-1			1.00	40.20	50.07	80	35-114		08/20/97	0107
972141-1		MS		37.43	50.07	75	35-114		08/20/97	0203
972141-1		MSD		38.64	50.07	77	35-114		08/20/97	0300
972192-1			1.00	44.88	50.07	90	35-114		08/22/97	1253
972192-2			1.00	39.95	50.07	80	35-114		08/22/97	1351
972192-3			1.00	29.22	50.07	58	35-114		08/22/97	1449
972192-4			1.00	38.13	50.07	76	35-114		08/22/97	1547
972193-1			1.00	41.77	50.07	83	35-114		08/22/97	1646

Surrogate	Units
Phenol-d6	ug/L

b ID	Matrix	QC Type	Dilution	Result	True Value	Percent Recovery	Limits	Flag	Date	Time
		MB	1.00	77.01	100.40	77	10-94		08/19/97	1113
		LCS	1.00	94.19	100.40	94	10-94		08/20/97	0010
972141-1			1.00	84.06	100.40	84	10-94		08/20/97	0107
972141-1		MS		78.59	100.40	78	10-94		08/20/97	0203
972141-1		MSD		75.93	100.40	76	10-94		08/20/97	0300
972192-1			1.00	78.55	100.40	78	10-94		08/22/97	1253
972192-2			1.00	76.08	100.40	76	10-94		08/22/97	1351
972192-3			1.00	54.01	100.40	54	10-94		08/22/97	1449
972192-4			1.00	67.37	100.40	67	10-94		08/22/97	1547
972193-1			1.00	78.14	100.40	78	10-94		08/22/97	1646

Surrogate	Units
Terphenyl-d14	ug/L

Lab ID	Matrix	QC Type	Dilution	Result	True Value	Percent Recovery	Limits	Flag	Date	Time
		MB	1.00	55.67	50.02	111	33-141		08/19/97	1113
		LCS	1.00	56.28	50.02	113	33-141		08/20/97	0010
972141-1			1.00	47.48	50.02	95	33-141		08/20/97	0107
972141-1		MS		39.38	50.02	79	33-141		08/20/97	0203
972141-1		MSD		30.91	50.02	62	33-141		08/20/97	0300
972192-1			1.00	53.06	50.02	106	33-141		08/22/97	1253
972192-2			1.00	50.76	50.02	101	33-141		08/22/97	1351
972192-3			1.00	45.22	50.02	90	33-141		08/22/97	1449
972192-4			1.00	50.69	50.02	101	33-141		08/22/97	1547
972193-1			1.00	23.74	50.02	47	33-141		08/22/97	1646

The analytical results, opinions or interpretations contained in this report are based upon information and material supplied by the client for whose exclusive and confidential use this report has been made. The analytical results, opinions or interpretations expressed represent the best judgment of Core Laboratories. Core Laboratories, however, makes no warranty or representation, express or implied, of any type, and expressly disclaims same as to the productivity, proper operations or profitableness of any oil, gas, coal or other mineral, property, well or sand in connection with which such report is used or relied upon for any reason whatsoever. This report shall not be reproduced, in whole or in part, without the written approval of Core Laboratories.

CORE LABORATORIES

SURROGATE RECOVERIES REPORT

Job Number.: 972192

Report Date: 08/28/97

CUSTOMER: Daniel B. Stephens & Associates PROJECT: ENRON ROSWELL/6033.2 ATTN: Bob Marley

Method.....: SW-846 8080
Method Code.....: 8080PC

Batch.....: 25054
Analyst.....: smc

Surrogate	Units
2,4,5,6-Tetrachloro-m-xylene	ug/L

Lab ID	Matrix	QC Type	Dilution	Result	True Value	Percent Recovery	Limits	Flag	Date	Time
		MB		0.0208	0.02004	104	60-150		08/22/97	1710
		LCS		0.0221	0.02004	110	60-150		08/22/97	1739
972192-1				0.0215	0.02004	107	60-150		08/22/97	1808
972192-2				0.0225	0.02004	112	60-150		08/22/97	1837
972192-3				0.0219	0.02004	109	60-150		08/22/97	1907
972192-4				0.0217	0.02004	108	60-150		08/22/97	1936
972193-1				0.0215	0.02004	107	60-150		08/22/97	2005

Surrogate	Units
Decachlorobiphenyl	ug/L

ab ID	Matrix	QC Type	Dilution	Result	True Value	Percent Recovery	Limits	Flag	Date	Time
		MB		0.0223	0.02004	111	60-150		08/22/97	1710
		LCS		0.0229	0.02004	114	60-150		08/22/97	1739
972192-1				0.0220	0.02004	110	60-150		08/22/97	1808
972192-2				0.0226	0.02004	113	60-150		08/22/97	1837
972192-3				0.0226	0.02004	113	60-150		08/22/97	1907
972192-4				0.0219	0.02004	109	60-150		08/22/97	1936
972193-1				0.0221	0.02004	110	60-150		08/22/97	2005

The analytical results, opinions or interpretations contained in this report are based upon information and material supplied by the client for whose exclusive and confidential use this report has been made. The analytical results, opinions or interpretations expressed represent the best judgment of Core Laboratories. Core Laboratories, however, makes no warranty or representation, express or implied, of any type, and expressly disclaims same as to the productivity, proper operations or profitableness of any oil, gas, coal or other mineral, property, well or sand in connection with which such report is used or relied upon for any reason whatsoever. This report shall not be reproduced, in whole or in part, without the written approval of Core Laboratories.

CORE LABORATORIES

QUALITY ASSURANCE METHODS

REFERENCES AND NOTES

Report Date: 08/28/97

	WATER LIMITS Recovery	WATER LIMITS RPD	SOIL LIMITS Recovery	SOIL LIMITS RPD
VOLATILE ORGANICS				
Methods 602/8020 Surrogate				
Bromofluorobenzene	89-110%		78-123%	
Methods 602/8020 Spike/Spike Duplicate				
Benzene	39-150%	25	75-125%	25
Ethylbenzene	32-160%	25	60-140%	25
Toluene	46-148%	25	70-130%	25
Xylenes	75-125%	25	61-139%	25
Method 8015 Mod. Spike/Spike Duplicate				
TVPH	75-125%	20	48-152%	20
TEPH	54-135%	20	54-135%	20
Methods 624/8240/8260 Surrogates				
Dibromofluoromethane	86-118%		80-120%	
Toluene-(d8)	88-110%		81-117%	
4-Bromofluorobenzene	86-115%		74-121%	
Method 524.2 Surrogates				
4-Bromofluorobenzene	80-120%			
1,4-Dichlorobenzene-d4	80-120%			
Methods 624/8240 Spike/Spike Duplicate				
1,1-Dichloroethene	61-145%	14	59-172%	22
Trichloroethene	71-120%	14	62-137%	24
Benzene	76-127%	11	66-142%	21
Toluene	76-125%	13	59-139%	21
Chlorobenzene	75-130%	13	60-133%	21
Method 8260 Spike/Spike Duplicate				
1,1-Dichloroethene	70-130%	14	70-130%	22
Trichloroethene	71-120%	14	70-130%	24
Benzene	76-127%	11	70-130%	21
Toluene	76-125%	13	70-130%	21
Chlorobenzene	75-130%	13	70-130%	21
Method 524.2 Spike/Spike Duplicate				
1,1-Dichloroethene	80-120%	14		
Trichloroethene	80-120%	14		
Benzene	80-120%	11		
Toluene	80-120%	13		
Chlorobenzene	80-120%	13		
PESTICIDES AND PCB'S				
Methods 608/8080 Surrogates				
Tetrachloro-m-xylene	60-150%		60-150%	
4,4'-Dichlorobiphenyl	60-150%		60-150%	
Decachlorobiphenyl	60-150%		60-150%	
Method 8140 Surrogates				
Tributylphosphate	36-152%		36-152%	
Triphenylphosphate	36-152%		36-152%	

The analytical results, opinions or interpretations contained in this report are based upon information and material supplied by the client for whose exclusive and confidential use this report has been made. The analytical results, opinions or interpretations expressed represent the best judgment of Core Laboratories. Core Laboratories, however, makes no warranty or representation, express or implied, of any type, and expressly disclaims same as to the productivity, proper operations or profitableness of any oil, gas, coal or other mineral, property, well or sand, in connection with which such report is used or relied upon for any reason whatsoever. This report shall not be reproduced, in whole or in part, without the written approval of Core Laboratories.

QUALITY ASSURANCE METHODS

REFERENCES AND NOTES

Report Date: 08/28/97

	WATER LIMITS Recovery	WATER LIMITS RPD	SOIL LIMITS Recovery	SOIL LIMITS RPD
SEMIVOLATILE ORGANICS				
Methods 625/8270 Surrogates				
Nitrobenzene-d5	35-114%		23-120%	
2-Fluorobiphenyl	43-116%		30-115%	
4-Terphenyl-d14	33-141%		18-137%	
Phenol-d6	10-94%		24-113%	
2-Fluorophenol	21-100%		25-121%	
2,4,6-Tribromophenol	10-123%		19-122%	
Methods 625/8270 Spike/Spike Duplicate				
Phenol	12-110%	42	26-90%	35
2-Chlorophenol	27-123%	40	25-102%	50
1,4-Dichlorobenzene	36-97%	28	28-104%	27
N-Nitroso-di-n-propylamine	41-116%	38	41-126%	38
1,2,4-Trichlorobenzene	39-98%	28	38-107%	23
4-Chloro-3-methylphenol	23-97%	42	26-103%	33
Acenaphthene	46-118%	31	31-137%	19
4-Nitrophenol	10-80%	50	11-114%	50
2,4-Dintrotoluene	24-96%	38	28-89%	47
Pentachlorophenol	9-103%	50	17-109%	47
Pyrene	26-127%	31	35-142%	36
HERBICIDES				
Method 8150 Surrogate				
2,4-Dichlorophenylacetic acid	50-150%		50-150%	
Method 8150 Spike/Spike Duplicate				
2,4-D	41-126%	25	41-126%	25
2,4,5-T	45-119%	25	45-119%	25

The analytical results, opinions or interpretations contained in this report are based upon information and material supplied by the client for whose exclusive and confidential use this report has been made. The analytical results, opinions or interpretations expressed represent the best judgment of Core Laboratories. Core Laboratories, however, makes no warranty or representation, express or implied, of any type, and expressly disclaims same as to the productivity, proper operations or profitableness of any oil, gas, coal or other mineral property, well or sand in connection with which such report is used or relied upon for any reason whatsoever. This report shall not be reproduced, in whole or in part, without the written approval of Core Laboratories.

QUALITY ASSURANCE METHODS

REFERENCES AND NOTES

Report Date: 08/28/97

(1) EPA 600/4-79-020 Methods for Chemical Analysis of Water and Wastes, March 1983

(2) EPA SW846 Test Methods for Evaluating Solid Waste, Third Edition, September 1986

(3) EPA SW846 Test Methods for Evaluating Solid Waste, Final Update I, July 1992

(4) EPA SW846 Test Methods for Evaluating Solid Waste, Final Update II, September 1994

(5) EPA SW846 Test Methods for Evaluating Solid Waste, Final Update IIA, August 1993

(6) EPA SW846 Test Methods for Evaluating Solid Waste, Final Update IIB, January 1995

(7) Standard Methods for the Examination of Water and Wastewater, 16th Edition, 1985

(8) Standard Methods for the Examination of Water and Wastewater, 17th Edition, 1989

(9) Standard Methods for the Examination of Water and Wastewater, 18th Edition, 1992

(10) EPA 600/4-80-032 Prescribed Procedures For Measurement Of Radioactivity in Drinking Water, August 1980

(11) EPA 600/8-78-017 Microbiological Methods For Monitoring The Environment, December 1978

(12) Federal Register, July 1, 1990 (40 CFR Part 136)

(13) EPA 600/4-88-03 Methods For The Determination of Organics Compounds in Drinking Water, December 1988

(14) U.S.G.S. Methods For Determination of Inorganic Substances In Water And Fluvial Sediments, Book 5, Chapter A1, 1985

(15) Federal Register, June 7, 1991 (40 CFR Parts 141 & 142)

(16) ASTM Section 11 Water and Environmental Technology, Volume 11.01 Water (1), 1991

(17) Methods of Soil Analysis, American Society of Agronomy, Agronomy No. 9, 1965

(18) ASTM Section 5, Petroleum Products, Lubricants, and Fossil Fuels, Volume 05.05, Gaseous Fuels, Coal, and Coke

(19) EPA 600/2-78-054 Field and Laboratory Methods Applicable To Overburdens and Mine Soils, March 1978

(20) ASTM Part 19, Soils and Rocks; Building Stones, 1981

The analytical results, opinions or interpretations contained in this report are based upon information and material supplied by the client for whose exclusive and confidential use this report has been made. The analytical results, opinions or interpretations expressed represent the best judgment of Core Laboratories. Core Laboratories, however, makes no warranty or representation, express or implied, of any type, and expressly disclaims same as to the productivity, proper operations or profitableness of any oil, gas, coal or other mineral, property, well or sand in connection with which such report is used or relied upon for any reason whatsoever. This report shall not be reproduced, in whole or in part, without the written approval of Core Laboratories.

QUALITY ASSURANCE METHODS

REFERENCES AND NOTES

Report Date: 08/28/97

COMMENTS

a) ND = Not detected. NC = Not calculable due to value(s) lower than the detection limit.

b) Data in the QA report may differ from final results due to digestion and/or dilution of samples into analytical ranges. Quality control results are reported "as analyzed" within the instruments established calibration range.

c) The "Time Analyzed" in the QA report refers to the start time of the analytical batch which may not reflect the actual time of each analysis. The "Date Analyzed" is the actual date of analysis.

d) Results for soil and sludge samples are reported on a wet weight basis (i.e. not corrected for percent moisture) unless otherwise indicated.

BLANK QC SAMPLE IDENTIFICATION

MB	Method Blank
EB	Extraction Blank
ICB	Initial Calibration Blank
CCB	Continuing Calibration Blank

SPIKE QC SAMPLE IDENTIFICATION

MS	Method (Matrix) Spike
MSD	Method (Matrix) Spike Duplicate
PDS	Post-Digestion Spike
PSD	Post-Digestion Spike Duplicate
SB	Spike Blank
SBD	Spike Blank Duplicate

REFERENCE STANDARD QC SAMPLE IDENTIFICATION

LCS	Laboratory Control Standard
RS	Reference Standard
ICV	Initial Calibration Verification Standard
CCV	Continuing Calibration Verification Standard
ISA/ISB	ICP Interference Check Sample
ICL	Initial Calibration/Laboratory Control Sample
DSC	Distilled Standard Check
CRI	CRDL Low-Level ICP Standard

DUPLICATE QC SAMPLE IDENTIFICATION

MD	Method (Matrix) Duplicate
ED	Extraction Duplicate
SD	Serial Dilution

Analyses performed by a subcontract laboratory are indicated on the analytical and/or quality control reports under "Technician" using the following codes:

SUBCONTRACT LABORATORY	CODE
Core Laboratories - Anaheim, CA	* AN
Core Laboratories - Casper, WY	* CA
Core Laboratories - Corpus Christi, TX	* CC
Core Laboratories - Edison, NJ	* ED

The analytical results, opinions or interpretations contained in this report are based upon information and material supplied by the client for whose exclusive and confidential use this report has been made. The analytical results, opinions or interpretations expressed represent the best judgment of Core Laboratories. Core Laboratories, however, makes no warranty or representation, express or implied, of any type, and expressly disclaims same as to the productivity, proper operations or profitableness of any oil, gas, coal or other mineral, property, well or sand in connection with which such report is used or relied upon for any reason whatsoever. This report shall not be reproduced, in whole or in part, without the written approval of Core Laboratories.

QUALITY ASSURANCE METHODS

REFERENCES AND NOTES

Report Date: 08/28/97

Core Laboratories - Gulf States - Houston, TX	* HE
Core Laboratories - Houston, TX	* HP
Core Laboratories - Indianapolis, IN	* IN
Core Laboratories - Lake Charles, LA	* LC
Core Laboratories - Long Beach, CA	* LB
Core Laboratories - Tampa, FL	* TP
Core Laboratories - Valparaiso, IN	* VP
Other Subcontract Laboratories	* XX

EXPLANATION OF DATA QUALIFIERS - ORGANIC PARAMETERS

U - This qualifier indicates that the analyte was analyzed for but not detected.

J - This qualifier indicates that the value is an estimate. It is used when a compound is determined to be present based on the mass spectral data but at a concentration less than the practical quantitation limit of the method.

E - This qualifier indicates that a sample result is an estimate because the concentration exceeded the upper calibration range of the instrument.

EXPLANATION OF DATA QUALIFIERS - METALS & INORGANIC PARAMETERS

U - This qualifier indicates that the analyte was analyzed for but not detected.

B - This qualifier indicates that the analyte was detected at a level below the reporting limit but greater than or equal to the instrument detection limit.

EXPLANATION OF DATA FLAGS - ALL PARAMETERS

B - This flag indicates that an analyte is present in the method blank as well as in the sample. The client should consider this when evaluating the data.

E - This flag indicates the reported value is estimated due to sample matrix interference.

W - This flag indicates that a post-digestion spike for GFAA analysis is outside quality control limits.

X - This flag indicates that a surrogate recovery is outside quality control limits.

Y - This flag indicates a spike or spike duplicate recovery is outside quality control limits.

Z - This flag indicates a relative percent difference for a spike and spike duplicate is outside quality control limits.

* - This flag indicates a relative percent difference for a duplicate analysis is outside quality control limits.

^ - This flag indicates a percent recovery for a standard is outside quality control limits.

The analytical results, opinions or interpretations contained in this report are based upon information and material supplied by the client for whose exclusive and confidential use this report has been made. The analytical results, opinions or interpretations expressed represent the best judgment of Core Laboratories. Core Laboratories, however, makes no warranty or representation, express or implied, of any type, and expressly disclaims same as to the productivity, proper operations or profitableness of any oil, gas, coal or other mineral, property, well or sand in connection with which such report is used or relied upon for any reason whatsoever. This report shall not be reproduced, in whole or in part, without the written approval of Core Laboratories.

Job Number 972193
August 28, 1997

CORE LABORATORIES

ANALYTICAL REPORT

JOB NUMBER: 972193

Prepared For:

Daniel B. Stephens & Associates
6020 Academy NE
Suite 100
Albuquerque, NM 87109

Attention: Bob Marley

Date: 08/28/97

Don Morris
Signature

August 28, 1997
Date

Name: Don L. Morris

Title: Project Coordinator

CORE LABORATORIES, INC.
10703 East Bethany Drive
Aurora, CO 80014

PHONE: (303) 751-1780
FAX: (303) 751-1784

The analytical results, opinions or interpretations contained in this report are based upon information and material supplied by the client for whose exclusive and confidential use this report has been made. The analytical results, opinions or interpretations expressed represent the best judgment of Core Laboratories. Core Laboratories, however, makes no warranty or representation, express or implied, of any type, and expressly disclaims same as to the productivity, proper operations or profitableness of any oil, gas, coal or other mineral, property, well or sand in connection with which such report is used or relied upon for any reason whatsoever. This report shall not be reproduced, in whole or in part, without the written approval of Core Laboratories.

CORE LAB

CORE LABORATORIES, INC.

PAGE 1 OF 1

№ 109017

CHAIN OF CUSTODY RECORD

CUSTOMER INFORMATION	PROJECT INFORMATION
COMPANY: DANIEL B. STEPHENS & ASSOC	PROJECT NAME/NUMBER: ENRON ROSWELL / 6033.2
SEND REPORT TO: BOB MARLEY	BILLING INFORMATION
ADDRESS: 6020 ACADEMY NE #100	BILL TO: ~~GEORGE ROBINSON~~ ENRON ENVIRONMENTAL ~~AFFAIRS~~
ALBUQUERQUE NM 87109	ADDRESS: 1400 SMITH ST HUSTON TX 77002
PHONE: 505-822-9400	PHONE: 713-646-7327
FAX: 505-822-8877	FAX: PO NO.:

SAMPLE NO.	SAMPLE DESCRIPTION	SAMPLE DATE	SAMPLE TIME	SAMPLE MATRIX	CONTAINER	PRESERV.	NUMBER OF CONTAINERS	BTXD V8021	TDS	NITROGEN	METALS 6010	PCBs 8080	SVOCs 8270			REMARKS / PRECAUTIONS
	MW-23D	8/6/97	1600	H_2O	6 L 3 40 ml 3 40 ml	HNO3 H2SO4 HCl	11	X	X	X	X	X	X			Temp 2.0°C

LAB JOB NO. 972193

SAMPLER: CLARENCE PIGMAN

SHIPMENT METHOD: ~~FED EX~~

AIRBILL NO.: 5541655910

REQUIRED TURNAROUND:* SAME DAY 24 HOURS 48 HOURS 72 HOURS 5 DAYS 10 DAYS X ROUTINE OTHER

1. RELINQUISHED BY:	DATE	2. RELINQUISHED BY:	DATE	3. RELINQUISHED BY:	DATE
SIGNATURE: Clarence Pigman	8/8/97	SIGNATURE:		SIGNATURE:	
PRINTED NAME/COMPANY: CLARENCE PIGMAN DBS&A	TIME 1200	PRINTED NAME/COMPANY:	TIME	PRINTED NAME/COMPANY:	TIME
1. RECEIVED BY:	DATE	2. RECEIVED BY:	DATE	3. RECEIVED BY:	DATE
SIGNATURE: Ann Kelley	8/9/97	SIGNATURE:		SIGNATURE:	
PRINTED NAME/COMPANY: Ann Kelley CORE	TIME 1105	PRINTED NAME/COMPANY:	TIME	PRINTED NAME/COMPANY:	TIME

* RUSH TURNAROUND MAY REQUIRE SURCHARGE

☐ **Anaheim, CA** 1250 E. Gene Autry Way Anaheim, CA 92805 (714) 937-1094 Fax (714) 937-1170

☐ **Aurora, CO** 10703 E. Bethany Drive Aurora, CO 80014 (303) 751-1780 Fax (303) 751-1784

☐ **Casper, WY** 420 W. First Street Casper, WY 82601 (307) 235-5741 Fax (307) 266-1676

☐ **Corpus Christi, TX** 1733 N. Padre Island Drive Corpus Christi, TX 78408 (512) 289-2673 Fax (512) 289-2471

☐ **Edison, NJ** 284 Raritan Center Parkway Edison, NJ 08837 (908) 225-6700 Fax (908) 225-6777

☐ **Houston, TX (Env)** 6310 Rothway Drive Houston, TX 77040 (713) 690-4444 Fax (713) 690-5646

☐ **Houston, TX (Pet)** 8210 Mosley Road Houston, TX 77075 (713) 943-9778 Fax (713) 943-3846

☐ **Indianapolis, IN** 7726 Moller Road Indianapolis, IN 46268 (317) 875-5894 Fax (317) 872-6189

☐ **Lake Charles, LA** 3645 Beglis Parkway Sulphur, LA 70663 (318) 583-4926 Fax (318) 583-4929

☐ **Long Beach, CA** 3700 Cherry Avenue Long Beach, CA 90807 (310) 595-8401 Fax (310) 427-5174

☐ **Tampa, FL** 5460 Beaumont Center Blvd. Tampa, FL 33634 (813)884-8268 Fax (813) 885-4938

☐ **Valparaiso, IN** 2400 Cumberland Drive Valparaiso, IN 46383 (219) 464-2389 Fax (219) 462-2953

CORE LABORATORIES

SAMPLE DELIVERY GROUP NARRATIVE

August 27, 1997

Customer: Daniel B. Stephens & Associates
Project: ENRON ROSWELL/6033.2
Core Laboratories Project Number: 972193

Method 8270 GC/MS Semivolatiles Analysis:

The laboratory control sample analyzed on 8/20/97 had 4-chloro-3-methylphenol and 4-nitrophenol above acceptance criteria. There were no detections for these analytes in the associated samples. The matrix spike and matrix spike duplicate analyzed on 8/20/97 had 4-nitrophenol and pentachlorophenol above acceptance criteria. There were no detections for these analytes in the samples. Historical data shows that higher recoveries can be expected for these compounds.

Linda L. Benkers
QA/QC Coordinator

Kathy L. Klausmeier
Laboratory Supervisor

The analytical results, opinions or interpretations contained in this report are based upon information and material supplied by the client for whose exclusive and confidential use this report has been made. The analytical results, opinions or interpretations expressed represent the best judgment of Core Laboratories. Core Laboratories, however, makes no warranty or representation, express or implied, of any kind, and expressly disclaims same as to the productivity, proper operations or profitableness of any oil, gas, coal or other mineral property, well or sand in connection with which such report is used or relied upon for any reason whatsoever. This report shall not be reproduced, in whole or in part, without the written approval of Core Laboratories.

CORE LABORATORIES

Sample Delivery Group Narrative

August 28, 1997

Customer: Daniel B. Stephens & Associates
Project: ENRON ROSWELL/6033.2
Core Laboratories Project Number: 972193

During the analysis and subsequent data review, it was noted that the method duplicate on sample 972192-4 for potassium was outside of the normal acceptance limits for method duplicates. Upon review of the data, no definitive answer was found to explain the variance. Under a normal CLP reporting format, this potassium value and all associated values would be flagged with an "*" on the final report.

Linda L. Benkers
QA/QC Coordinator

The analytical results, opinions or interpretations contained in this report are based upon information and material supplied by the client for whose exclusive and confidential use this report has been made. The analytical results, opinions or interpretations expressed represent the best judgment of Core Laboratories. Core Laboratories, however, makes no warranty or representation, express or implied, of any type, and expressly disclaims same as to the productivity, proper operations, or profitableness of any oil, gas, coal or other mineral property, well or sand in connection with which such report is used or relied upon for any reason whatsoever. This report shall not be reproduced, in whole or in part, without the written approval of Core Laboratories.

CORE LABORATORIES

SAMPLE INFORMATION
Date: 08/28/97

Job Number.: 972193
Customer ..: Daniel B. Stephens & Associates
Attn.....: Bob Marley

Project Number.....: 97000162
Customer Project ID....: ENRON ROSWELL/6033.2
Project Description....: DB Stephens/ 6033.2

Laboratory Sample ID	Customer Sample ID	Sample Matrix	Date Sampled	Time Sampled	Date Received	Time Received
972193-1	MW-23D	Water	08/06/97	16:00	08/09/97	11:05

The analytical results, opinions or interpretations contained in this report are based upon information and material supplied by the client for whose exclusive and confidential use this report has been made. The analytical results, opinions or interpretations expressed represent the best judgment of Core Laboratories. Core Laboratories, however, makes no warranty or representation, express or implied, of any type, and expressly disclaims same as to the productivity, proper operations or profitableness of any oil, gas, coal or other mineral, property, well or sand in connection with which such report is used or relied upon for any reason whatsoever. This report shall not be reproduced, in whole or in part, without the written approval of Core Laboratories.

CORE LABORATORIES

LABORATORY TEST RESULTS

Job Number: 972193 Date: 08/28/97

CUSTOMER: Daniel B. Stephens & Associates PROJECT: ENRON ROSWELL/6033.2 ATTN: Bob Marley

Customer Sample ID: MW-23D
Date Sampled.....: 08/06/97
Time Sampled.....: 16:00
Sample Matrix.....: Water

Laboratory Sample ID: 972193-1
Date Received.....: 08/09/97
Time Received.....: 11:05

TEST METHOD	PARAMETER/TEST DESCRIPTION	SAMPLE RESULT	REPORTING LIMIT	UNITS	DATE	TECH
SM 2320 B	Alkalinity, Total as CaCO3, Unfilt.	124	5	mg/L	08/19/97	mjf
SM 2320 B	Bicarbonate (HCO3), Unfilt.	151	5	mg/L	08/19/97	mjf
SM 2320 B	Carbonate (CO3), Unfilt.	<1	1	mg/L	08/19/97	mjf
EPA 325.2	Chloride, Unfilt.	344	2	mg/L	08/11/97	lmj
EPA 353.2	Nitrate + Nitrite as N, Unfilt.	<0.05	0.05	mg/L	08/12/97	lmj
EPA 160.1	Solids, Total Dissolved (TDS), Filt.	3800	10	mg/L	08/12/97	mjf
EPA 375.2	Sulfate (SO4), Unfilt.	1980	200	mg/L	08/12/97	lmj
SW-846 3010	Acid Digestion, Total Metals	Complete			08/14/97	veb
-846 6010A	Arsenic (As), Total	<0.01	0.01	mg/L	08/22/97	gag
SW-846 6010A	Barium (Ba), Total	0.02	0.01	mg/L	08/19/97	gag
SW-846 6010A	Cadmium (Cd), Total	<0.005	0.005	mg/L	08/19/97	gag
SW-846 6010A	Calcium (Ca), Total	624	0.5	mg/L	08/19/97	gag
SW-846 6010A	Chromium (Cr), Total	0.02	0.01	mg/L	08/19/97	gag
SW-846 6010A	Copper (Cu), Total	<0.01	0.01	mg/L	08/19/97	gag
SW-846 6010A	Iron (Fe), Total	0.11	0.03	mg/L	08/19/97	gag
SW-846 6010A	Lead (Pb), Total	<0.003	0.003	mg/L	08/22/97	gag
SW-846 6010A	Magnesium (Mg), Total	178	0.5	mg/L	08/19/97	gag
SW-846 6010A	Manganese (Mn), Total	0.03	0.01	mg/L	08/19/97	gag
SW-846 7470	Mercury (Hg), Total	<0.0002	0.0002	mg/L	08/14/97	veb
SW-846 6010A	Potassium (K), Total	8	5	mg/L	08/19/97	gag
SW-846 6010A	Selenium (Se), Total	<0.01	0.01	mg/L	08/22/97	gag
SW-846 6010A	Silver (Ag), Total	<0.01	0.01	mg/L	08/19/97	gag
SW-846 6010A	Sodium (Na), Total	231	5	mg/L	08/19/97	gag
SW-846 6010A	Zinc (Zn), Total	0.02	0.01	mg/L	08/19/97	gag
'-846 3520B	Extraction (Continuous Liq/Liq) PCBs					

The analytical results, opinions or interpretations contained in this report are based upon information and material supplied by the client for whose exclusive and confidential use this report has been made. The analytical results, opinions or interpretations expressed represent the best judgment of Core Laboratories. Core Laboratories, however, makes no warranty or representation, express or implied, of any type, and expressly disclaims same as to the productivity, proper operations or profitableness of any oil, gas, coal or other mineral property, well or sand in connection with which such report is used or relied upon for any reason whatsoever. This report shall not be reproduced, in whole or in part, without the written approval of Core Laboratories.

CORE LABORATORIES

LABORATORY TEST RESULTS

Job Number: 972193 Date: 08/28/97

CUSTOMER: Daniel B. Stephens & Associates PROJECT: ENRON ROSWELL/6033.2 ATTN: Bob Marley

Customer Sample ID: MW-23D
Date Sampled.....: 08/06/97
Time Sampled.....: 16:00
Sample Matrix.....: Water

Laboratory Sample ID: 972193-1
Date Received.....: 08/09/97
Time Received.....: 11:05

TEST METHOD	PARAMETER/TEST DESCRIPTION	SAMPLE RESULT	REPORTING LIMIT	UNITS	DATE	TECH
	Continuous Liquid-Liquid Extraction	Complete			08/11/97	rwm
SW-846 8080	PCB Analysis					
	Aroclor 1016	ND	0.5	ug/L	08/22/97	smc
	Aroclor 1221	ND	0.5	ug/L	08/22/97	smc
	Aroclor 1232	ND	0.5	ug/L	08/22/97	smc
	Aroclor 1242	ND	0.5	ug/L	08/22/97	smc
	Aroclor 1248	ND	0.5	ug/L	08/22/97	smc
	Aroclor 1254	ND	0.5	ug/L	08/22/97	smc
	Aroclor 1260	ND	0.5	ug/L	08/22/97	smc
	Aroclor 1262	ND	0.5	ug/L	08/22/97	smc
	Aroclor 1268	ND	0.5	ug/L	08/22/97	smc
	Total PCB's	ND		ug/L	08/22/97	smc
SW-846 3520B	Extraction (Continuous Liq/Liq)					
	Continuous Liquid-Liquid Extraction	Complete			08/12/97	rwm
SW-846 8270	Semivolatile Organics					
	Acenaphthene	ND	10	ug/L	08/22/97	dmj
	Acenaphthylene	ND	10	ug/L	08/22/97	dmj
	Anthracene	ND	10	ug/L	08/22/97	dmj
	Benzidine	ND	50	ug/L	08/22/97	dmj
	Benzo(a)anthracene	ND	10	ug/L	08/22/97	dmj
	Benzo(b)fluoranthene	ND	10	ug/L	08/22/97	dmj
	Benzo(k)fluoranthene	ND	10	ug/L	08/22/97	dmj
	Benzo(ghi)perylene	ND	10	ug/L	08/22/97	dmj
	Benzo(a)pyrene	ND	10	ug/L	08/22/97	dmj
	Benzyl alcohol	ND	20	ug/L	08/22/97	dmj
	Butyl benzyl phthalate	ND	10	ug/L	08/22/97	dmj
	Bis(2-chloroethoxy)methane	ND	10	ug/L	08/22/97	dmj
	Bis(2-chloroethyl)ether	ND	10	ug/L	08/22/97	dmj
	Bis(2-chloroisopropyl)ether	ND	10	ug/L	08/22/97	dmj
	Bis(2-ethylhexyl)phthalate	ND	10	ug/L	08/22/97	dmj
	4-Bromophenyl phenyl ether	ND	10	ug/L	08/22/97	dmj
	4-Chloroaniline	ND	10	ug/L	08/22/97	dmj
	2-Chloronaphthalene	ND	10	ug/L	08/22/97	dmj
	4-Chlorophenyl phenyl ether	ND	10	ug/L	08/22/97	dmj
	Chrysene	ND	10	ug/L	08/22/97	dmj
	Dibenzo(a,h)anthracene	ND	10	ug/L	08/22/97	dmj
	Dibenzofuran	ND	10	ug/L	08/22/97	dmj
	1,2-Dichlorobenzene	ND	10	ug/L	08/22/97	dmj
	1,3-Dichlorobenzene	ND	10	ug/L	08/22/97	dmj
	1,4-Dichlorobenzene	ND	10	ug/L	08/22/97	dmj
	3,3-Dichlorobenzidine	ND	20	ug/L	08/22/97	dmj
	Diethyl phthalate	ND	10	ug/L	08/22/97	dmj
	Dimethyl phthalate	ND	10	ug/L	08/22/97	dmj
	Di-n-butyl phthalate	ND	10	ug/L	08/22/97	dmj
	Di-n-octyl phthalate	ND	10	ug/L	08/22/97	dmj
	2,4-Dinitrotoluene	ND	10	ug/L	08/22/97	dmj

The analytical results, opinions or interpretations contained in this report are based upon information and material supplied by the client for whose exclusive and confidential use this report has been made. The analytical results, opinions or interpretations expressed represent the best judgment of Core Laboratories. Core Laboratories, however, makes no warranty or representation, express or implied, of any type, and expressly disclaims same as to the productivity, proper operations or profitableness of any oil, gas, coal or other mineral property, well or sand in connection with which such report is used or relied upon for any reason whatsoever. This report shall not be reproduced, in whole or in part, without the written approval of Core Laboratories.

CORE LABORATORIES

LABORATORY TEST RESULTS

Job Number: 972193 Date: 08/28/97

CUSTOMER: Daniel B. Stephens & Associates PROJECT: ENRON ROSWELL/6033.2 ATTN: Bob Marley

Customer Sample ID: MW-23D
Date Sampled.....: 08/06/97
Time Sampled.....: 16:00
Sample Matrix.....: Water

Laboratory Sample ID: 972193-1
Date Received.....: 08/09/97
Time Received.....: 11:05

TEST METHOD	PARAMETER/TEST DESCRIPTION	SAMPLE RESULT	REPORTING LIMIT	UNITS	DATE	TECH
	2,6-Dinitrotoluene	ND	10	ug/L	08/22/97	dmj
	Fluoranthene	ND	10	ug/L	08/22/97	dmj
	Fluorene	ND	10	ug/L	08/22/97	dmj
	Hexachlorobenzene	ND	10	ug/L	08/22/97	dmj
	Hexachlorobutadiene	ND	10	ug/L	08/22/97	dmj
	Hexachlorocyclopentadiene	ND	10	ug/L	08/22/97	dmj
	Hexachloroethane	ND	10	ug/L	08/22/97	dmj
	Indeno(1,2,3-cd)pyrene	ND	10	ug/L	08/22/97	dmj
	Isophorone	ND	10	ug/L	08/22/97	dmj
	2-Methylnaphthalene	ND	10	ug/L	08/22/97	dmj
	Naphthalene	ND	10	ug/L	08/22/97	dmj
	o-Nitroaniline	ND	50	ug/L	08/22/97	dmj
	m-Nitroaniline	ND	50	ug/L	08/22/97	dmj
	p-Nitroaniline	ND	50	ug/L	08/22/97	dmj
	Nitrobenzene	ND	10	ug/L	08/22/97	dmj
	n-Nitrosodi-n-propylamine	ND	10	ug/L	08/22/97	dmj
	n-Nitrosodiphenylamine	ND	10	ug/L	08/22/97	dmj
	Phenanthrene	ND	10	ug/L	08/22/97	dmj
	Pyrene	ND	10	ug/L	08/22/97	dmj
	1,2,4-Trichlorobenzene	ND	10	ug/L	08/22/97	dmj
	Benzoic acid	ND	50	ug/L	08/22/97	dmj
	4-Chloro-3-methylphenol	ND	10	ug/L	08/22/97	dmj
	2-Chlorophenol	ND	10	ug/L	08/22/97	dmj
	2,4-Dichlorophenol	ND	10	ug/L	08/22/97	dmj
	2,4-Dimethylphenol	ND	10	ug/L	08/22/97	dmj
	2,4-Dinitrophenol	ND	50	ug/L	08/22/97	dmj
	2-Methyl-4,6-dinitrophenol	ND	50	ug/L	08/22/97	dmj
	2-Methylphenol (o-cresol)	ND	10	ug/L	08/22/97	dmj
	4-Methylphenol (p-cresol)	ND	10	ug/L	08/22/97	dmj
	2-Nitrophenol	ND	10	ug/L	08/22/97	dmj
	4-Nitrophenol	ND	50	ug/L	08/22/97	dmj
	Pentachlorophenol	ND	50	ug/L	08/22/97	dmj
	Phenol	ND	10	ug/L	08/22/97	dmj
	2,4,5-Trichlorophenol	ND	10	ug/L	08/22/97	dmj
	2,4,6-Trichlorophenol	ND	10	ug/L	08/22/97	dmj
SW-846 8240	Volatile Organics					
	Acetone	ND	100	ug/L	08/14/97	klk
	Benzene	ND	1	ug/L	08/14/97	klk
	Bromodichloromethane	ND	5	ug/L	08/14/97	klk
	Bromoform	ND	5	ug/L	08/14/97	klk
	Bromomethane	ND	10	ug/L	08/14/97	klk
	Methyl ethyl ketone (2-Butanone)	ND	100	ug/L	08/14/97	klk
	Carbon disulfide	ND	5	ug/L	08/14/97	klk
	Carbon tetrachloride	ND	5	ug/L	08/14/97	klk
	Chlorobenzene	ND	5	ug/L	08/14/97	klk
	Chloroethane	ND	10	ug/L	08/14/97	klk
	2-Chloroethylvinyl ether	ND	10	ug/L	08/14/97	klk
	Chloroform	ND	5	ug/L	08/14/97	klk

The analytical results, opinions or interpretations contained in this report are based upon information and material supplied by the client for whose exclusive and confidential use this report has been made. The analytical results, opinions or interpretations expressed represent the best judgment of Core Laboratories. Core Laboratories, however, makes no warranty or representation, express or implied, of any type, and expressly disclaims same as to the productivity, proper operations or profitableness of any oil, gas, coal or other mineral property, well or sand, in connection with which such report is used or relied upon for any reason whatsoever. This report shall not be reproduced, in whole or in part, without the written approval of Core Laboratories.

CORE LABORATORIES

LABORATORY TEST RESULTS

Job Number: 972193 Date: 08/28/97

CUSTOMER: Daniel B. Stephens & Associates PROJECT: ENRON ROSWELL/6033.2 ATTN: Bob Marley

Customer Sample ID: MW-23D
Date Sampled.....: 08/06/97
Time Sampled.....: 16:00
Sample Matrix.....: Water

Laboratory Sample ID: 972193-1
Date Received.....: 08/09/97
Time Received.....: 11:05

TEST METHOD	PARAMETER/TEST DESCRIPTION	SAMPLE RESULT	REPORTING LIMIT	UNITS	DATE	TECH
	Chloromethane	ND	10	ug/L	08/14/97	klk
	Dibromochloromethane	ND	5	ug/L	08/14/97	klk
	1,1-Dichloroethane	ND	5	ug/L	08/14/97	klk
	1,2-Dichloroethane	ND	5	ug/L	08/14/97	klk
	1,1-Dichloroethene	ND	5	ug/L	08/14/97	klk
	trans-1,2-Dichloroethene	ND	5	ug/L	08/14/97	klk
	1,2-Dichloropropane	ND	5	ug/L	08/14/97	klk
	cis-1,3-Dichloropropene	ND	5	ug/L	08/14/97	klk
	trans-1,3-Dichloropropene	ND	5	ug/L	08/14/97	klk
	Ethylbenzene	ND	5	ug/L	08/14/97	klk
	2-Hexanone	ND	50	ug/L	08/14/97	klk
	Methylene chloride	ND	5	ug/L	08/14/97	klk
	4-Methyl-2-pentanone (MIBK)	ND	50	ug/L	08/14/97	klk
	Styrene	ND	5	ug/L	08/14/97	klk
	1,1,2,2-Tetrachloroethane	ND	5	ug/L	08/14/97	klk
	Tetrachloroethene	ND	5	ug/L	08/14/97	klk
	Toluene	ND	5	ug/L	08/14/97	klk
	1,1,1-Trichloroethane	ND	5	ug/L	08/14/97	klk
	1,1,2-Trichloroethane	ND	5	ug/L	08/14/97	klk
	Trichloroethene	ND	5	ug/L	08/14/97	klk
	Vinyl acetate	ND	50	ug/L	08/14/97	klk
	Vinyl chloride	ND	10	ug/L	08/14/97	klk
	Xylenes (total)	ND	5	ug/L	08/14/97	klk

The analytical results, opinions or interpretations contained in this report are based upon information and material supplied by the client for whose exclusive and confidential use this report has been made. The analytical results, opinions or interpretations expressed represent the best judgment of Core Laboratories. Core Laboratories, however, makes no warranty or representation, express or implied, of any type, and expressly disclaims same as to the productivity, proper operations or profitableness of any oil, gas, coal or other mineral property, well or sand in connection with which such report is used or relied upon for any reason whatsoever. This report shall not be reproduced, in whole or in part, without the written approval of Core Laboratories.

CORE LABORATORIES

QUALITY CONTROL RESULTS

Job Number: 972193 Date: 08/28/97

CUSTOMER: Daniel B. Stephens & Associates PROJECT: ENRON ROSWELL/6033.2 ATTN: Bob Marley

Test Method.....: EPA 325.2 Batch.....: 24549 Analyst...: lmj
Method Description.: Chloride (Colorimetric, AA II) Units.....: mg/L
Parameter.....: Chloride

QC	Lab ID	Reagent	QC Result	QC Result	True Value	Orig. Value	Calc. Result	*	Limits	F	Date/Time
ICL		G970728A	79.22433		80.0		99.0	%	90-110		08/11/97 1256
LCD		G970728A	78.67101	79.22433	80.0		98.3	%	80-120		08/11/97 1257
							0.7	R	20		
LCS		G961204B	10.23626		10.0		102.4	%	80-120		08/11/97 1259
ICB			0.19830						0.5		08/11/97 1300
ED	972106-1		25.61678			24.21712	5.6	R	20		08/11/97 1305
MD	972085-1		36.39912			37.30920	2.5	R	20		08/11/97 1308
MS	972085-1	G970509A	83.37928		50.000000	37.30920	92.1	%	75-125		08/11/97 1309
CCV		G970811A	80.40259		80.0		100.5	%	90-110		08/11/97 1318
CCB			0.26726						0.5		08/11/97 1320
MD	972099-1		0.19830			0.19830	0.00000	A	0.50000		08/11/97 1326
MS	972099-1	G970509A	52.41512		50.000000	0.19830	104.4	%	75-125		08/11/97 1327
CCV		G970811A	79.28600		80.0		99.1	%	90-110		08/11/97 1333
CCB			0.26726						0.5		08/11/97 1335
LCS		G970728A	80.46499		80.0		100.6	%	80-120		08/11/97 1338
MD	972143-1		0.71620			0.61250	0.10370	A	0.50000		08/11/97 1339
MS	972143-1	G970509A	51.15661		50.000000	0.61250	101.1	%	75-125		08/11/97 1341
CCV		G970811A	77.51275		80.0		96.9	%	90-110		08/11/97 1344
3			0.23278						0.5		08/11/97 1346
	972144-1		1.20093			1.06230	0.13863	A	0.50000		08/11/97 1359
MS	972144-1	G970509A	54.77186		50.000000	1.06230	107.4	%	75-125		08/11/97 1401
CCV		G970811A	81.09119		80.0		101.4	%	90-110		08/11/97 1404
CCB			0.19830						0.5		08/11/97 1405
LCS		G970728A	80.90292		80.0		101.1	%	80-120		08/11/97 1408
CCV		G970811A	83.18653		80.0		104.0	%	90-110		08/11/97 1423
CCB			0.30176						0.5		08/11/97 1425
MD	972156-1		7.15988			7.59086	5.8	R	20		08/11/97 1428
MS	972156-1	G970509A	59.10970		50.000000	7.59086	103.0	%	75-125		08/11/97 1429
MD	972170-1		0.75078			0.85456	0.10378	A	0.50000		08/11/97 1432
MS	972170-1	G970509A	51.01220		50.000000	0.85456	100.3	%	75-125		08/11/97 1434
CCV		G970811A	80.90292		80.0		101.1	%	90-110		08/11/97 1443
CCB			0.19830						0.5		08/11/97 1444
LCS		G970728A	81.21691		80.0		101.5	%	80-120		08/11/97 1447
MD	972181-1		7.23164			6.90898	4.6	R	20		08/11/97 1455
MS	972181-1	G970509A	57.52827		50.000000	6.90898	101.2	%	75-125		08/11/97 1457
CCV		G970811A	79.71874		80.0		99.6	%	90-110		08/11/97 1501
CCB			0.23278						0.5		08/11/97 1503
CCV		G970811A	82.16498		80.0		102.7	%	90-110		08/11/97 1507
CCB			0.30176						0.5		08/11/97 1509
LCS		G970728A	81.65820		80.0		102.1	%	80-120		08/11/97 1512
CCV		G970811A	81.02839		80.0		101.3	%	90-110		08/11/97 1515
CCB			0.30176						0.5		08/11/97 1516
CCV		G970811A	83.05824		80.0		103.8	%	90-110		08/11/97 1524
CCB			0.30176						0.5		08/11/97 1525
LCS		G970728A	80.34023		80.0		100.4	%	80-120		08/11/97 1528
MD	972105-1		48.11011			48.72319	1.3	R	20		08/11/97 1536
MS	972105-1	G970509A	95.01737		50.000000	48.72319	92.6	%	75-125		08/11/97 1537
CCV		G970811A	82.54680		80.0		103.2	%	90-110		08/11/97 1543
CCB			0.26726						0.5		08/11/97 1545
CCV		G970811A	80.96563		80.0		101.2	%	90-110		08/11/97 1557
CCB			0.33626						0.5		08/11/97 1558

* %-% REC R-RPD A-ABS Diff. D-% Diff.

The analytical results, opinions or interpretations contained in this report are based upon information and material supplied by the client for whose exclusive and confidential use this report has been made. The analytical results, opinions or interpretations expressed represent the best judgment of Core Laboratories. Core Laboratories, however, makes no warranty or representation, express or implied, of any type, and expressly disclaims same as to the productivity, proper operations or profitableness of any oil, gas, coal or other mineral, property, well or sand in connection with which such report is used or relied upon for any reason whatsoever. This report shall not be reproduced, in whole or in part, without the written approval of Core Laboratories.

CORE LABORATORIES

QUALITY CONTROL RESULTS

Job Number: 972193 Date: 08/28/97

CUSTOMER: Daniel B. Stephens & Associates PROJECT: ENRON ROSWELL/6033.2 ATTN: Bob Marley

Test Method.....: EPA 353.2 Batch.....: 24580 Analyst...: lmj
Method Description.: Nitrogen, NO3 + NO2 (Auto Cd Red.) Units.....: mg/L
Parameter.....: Nitrate + Nitrite as N

QC	Lab ID	Reagent	QC Result	QC Result	True Value	Orig. Value	Calc. Result	*	Limits	F	Date/Time
ICL		G970502A	1.01		1.000000		101.0	%	90-110		08/12/97 1200
ICB			0.00						0.05		08/12/97 1218
MD	972205-1		0.00			0.00	0.00	A	0.05		08/12/97 1237
MS	972205-1	G961111B	0.96		1.000000	0.00	96.0	%	75-125		08/12/97 1246
CCV		G961111B	1.96		2.000000		98.0	%	90-110		08/12/97 1359
CCB			0.00						0.05		08/12/97 1417
MD	972192-2		1.72			1.65	4.2	R	20		08/12/97 1435
MS	972192-2	G961111B	2.69		1.000000	1.65	104.0	%	75-125		08/12/97 1444
CCV		G961111B	2.02		2.000000		101.0	%	90-110		08/12/97 1521
CCB			0.00						0.05		08/12/97 1530

Test Method.....: EPA 375.2 Batch.....: 24589 Analyst...: lmj
Method Description.: Sulfate (Automated MTB, AAII) Units.....: mg/L
Parameter.....: Sulfate (SO4)

QC	Lab ID	Reagent	QC Result	QC Result	True Value	Orig. Value	Calc. Result	*	Limits	F	Date/Time
		G970113	50.79490		50.0		101.6	%	90-110		08/12/97 1721
			4.49568						10		08/12/97 1722
MD	962987-41		55.81462			51.77309	7.5	R	20		08/12/97 1727
MS	962987-41	G970522A	96.37810		50.000000	51.77309	89.2	%	75-125		08/12/97 1728
MS	970111-28	G970522A	61.91558		50.000000	18.04864	87.7	%	75-125		08/12/97 1731
CCV		G970424A	116.88432		120		97.4	%	90-110		08/12/97 1739
CCB			6.60642						10		08/12/97 1740
MD	972099-2		101.26640			99.63724	1.6	R	20		08/12/97 1752
MS	972099-2	G970522A	142.45479		50.000000	99.63724	85.6	%	75-125		08/12/97 1754
CCV		G970424A	116.34045		120		97.0	%	90-110		08/12/97 1758
CCB			3.13343						10		08/12/97 1800
LCS		G970113	48.97536		50.0		98.0	%	80-120		08/12/97 1803
MD	972144-1		91.89390			95.97060	4.3	R	20		08/12/97 1813
CCV		G970424A	115.93261		120		96.6	%	90-110		08/12/97 1818
CCB			1.31037						10		08/12/97 1819
MD	972156-1		18.63592			20.54012	1.90420	A	10.00000		08/12/97 1824
MS	972156-1	G970522A	64.12575		50.000000	20.54012	87.2	%	75-125		08/12/97 1825
CCV		G970424A	119.19661		120		99.3	%	90-110		08/12/97 1837
CCB			3.89076						10		08/12/97 1838
LCS		G970113	52.75023		50.0		105.5	%	80-120		08/12/97 1841
MD	972205-1		103.16690			98.55100	4.6	R	20		08/12/97 1849
MS	972205-1	G970522A	141.76584		50.000000	98.55100	86.4	%	75-125		08/12/97 1850
CCV		G970424A	118.24430		120		98.5	%	90-110		08/12/97 1856
CCB			5.40151						10		08/12/97 1858
CCV		G970424A	115.25296		120		96.0	%	90-110		08/12/97 1910
CCB			9.60478						10		08/12/97 1911
LCS		G970113	49.95559		50.0		99.9	%	80-120		08/12/97 1914
CCV		G970424A	109.27589		120		91.1	%	90-110		08/12/97 1929
CCB			0.85338						10		08/12/97 1931
CCV		G970424A	117.70024		120		98.1	%	90-110		08/12/97 1947
CCB			3.89076						10		08/12/97 1949

* %-% REC R-RPD A-ABS Diff. D-% Diff.

The analytical results, opinions or interpretations contained in this report are based upon information and material supplied by the client for whose exclusive and confidential use this report has been made. The analytical results, opinions or interpretations expressed represent the best judgment of Core Laboratories. Core Laboratories, however, makes no warranty or representation, express or implied, of any type, and expressly disclaims same as to the productivity, proper operations or profitableness of any oil, gas, coal or other mineral property, well or sand in connection with which such report is used or relied upon for any reason whatsoever. This report shall not be reproduced, in whole or in part, without the written approval of Core Laboratories.

CORE LABORATORIES

QUALITY CONTROL RESULTS

Job Number: 972193 Date: 08/28/97

CUSTOMER: Daniel B. Stephens & Associates PROJECT: ENRON ROSWELL/6033.2 ATTN: Bob Marley

Test Method.....: EPA 160.1 Batch.....: 24634 Analyst...: mjf
Method Description.: Solids, Total Dissolved (TDS) Units.....: mg/L
Parameter.....: Solids, Total Dissolved (TDS)

QC	Lab ID	Reagent	QC Result	QC Result	True Value	Orig. Value	Calc. Result	*	Limits	F	Date/Time
MB			0						10		08/12/97 1515
LCS		G970725B	514		500		102.8	%	80-120		08/12/97 1515
MD	972189-21		3383			3380	0.1	R	20		08/12/97 1515

Test Method.....: SW-846 7470 Batch.....: 24672 Analyst...: veb
Method Description.: Mercury (CVAA) Units.....: mg/L
Parameter.....: Mercury (Hg)

QC	Lab ID	Reagent	QC Result	QC Result	True Value	Orig. Value	Calc. Result	*	Limits	F	Date/Time
ICV		970701H	0.004366		0.004000		109.2	%	90-110		08/14/97 1110
ICB		08147	0.000000						0.0002		08/14/97 1112
MB		0813	0.000048						0.0002		08/14/97 1131
SB		970529M	0.004203		0.005000		84.1	%	75-125		08/14/97 1133
CCV		960930N	0.005300		0.005000		106.0	%	90-110		08/14/97 1135
CCB		08147	0.000002						0.0002		08/14/97 1137
MS	972138-3	970529M	0.005033		0.005000	0.000293	94.8	%	80-120		08/14/97 1142
	972144-1		0.000046			0.000066	0.000020	A	0.00020000		08/14/97 1146
MB		0813	0.000010						0.0002		08/14/97 1154
SB		970529M	0.004784		0.005000		95.7	%	75-125		08/14/97 1156
CCV		960930N	0.005324		0.005000		106.5	%	90-110		08/14/97 1201
CCB		08147	0.000001						0.0002		08/14/97 1203
MS	972170-1	970529M	0.004856		0.005000	0.000045	96.2	%	80-120		08/14/97 1205
MD	972170-8		0.000025			0.000034	0.000009	A	0.00020000		08/14/97 1222
CCV		960930N	0.005303		0.005000		106.1	%	90-110		08/14/97 1226
CCB		08147	-0.000000						0.0002		08/14/97 1228
CCV		960930N	0.005349		0.005000		107.0	%	90-110		08/14/97 1251
CCB		08147	0.000003						0.0002		08/14/97 1254
CCV		960930N	0.005366		0.005000		107.3	%	90-110		08/14/97 1258
CCB		08147	0.000004						0.0002		08/14/97 1300

Test Method.....: SW-846 6010A Batch.....: 24834 Analyst...: gag
Method Description.: Metals Analysis (ICAP) Units.....: mg/L
Parameter.....: Barium (Ba)

QC	Lab ID	Reagent	QC Result	QC Result	True Value	Orig. Value	Calc. Result	*	Limits	F	Date/Time
ICV		970325Y	2.07814		2.00		103.9	%	90-110		08/19/97 1052
ICB		970819Z	-0.00045						0.01		08/19/97 1118
ISB		970818T	0.50230		0.5000		100.5	%	80-120		08/19/97 1127
ISB		970818WI	1.03052		1.000		103.1	%	80-120		08/19/97 1139
MD	972161-1		0.01799			0.01814	0.00015	A	0.01000		08/19/97 1149
PDS	972161-2	970815Z	1.05466		1.000	0.01769	103.7	%	75-125		08/19/97 1155
MB		0814	0.00007						0.01		08/19/97 1202
CCV		970514Y	5.19010		5.0		103.8	%	90-110		08/19/97 1211
CCB		970819Z	0.00068						0.01		08/19/97 1215
LCS		970813H	1.04920		1.00		104.9	%	80-120		08/19/97 1217
MS	972192-1	970723Z	0.99354		1.000	0.01055	98.3	%	80-120		08/19/97 1241
CCV		970514Y	5.02695		5.0		100.5	%	90-110		08/19/97 1255
CCB		970819Z	0.00135						0.01		08/19/97 1302
	972192-4		0.06062			0.06426	5.8	R	20		08/19/97 1418

* %-% REC R-RPD A-ABS Diff. D-% Diff.

The analytical results, opinions or interpretations contained in this report are based upon information and material supplied by the client for whose exclusive and confidential use this report has been made. The analytical results, opinions or interpretations expressed represent the best judgment of Core Laboratories. Core Laboratories, however, makes no warranty or representation, express or implied, of any type, and expressly disclaims same as to the productivity, proper operations or profitableness of any oil, gas, coal or other mineral property, well or sand in connection with which such report is used or relied upon for any reason whatsoever. This report shall not be reproduced, in whole or in part, without the written approval of Core Laboratories.

CORE LABORATORIES

QUALITY CONTROL RESULTS

Job Number: 972193 Date: 08/28/97

CUSTOMER: Daniel B. Stephens & Associates PROJECT: ENRON ROSWELL/6033.2 ATTN: Bob Marley

Test Method.....: SW-846 6010A Batch.....: 24834 Analyst...: gag
Method Description.: Metals Analysis (ICAP) Units.....: mg/L
Parameter.....: Barium (Ba)

QC	Lab ID	Reagent	QC Result	QC Result	True Value	Orig. Value	Calc. Result	*	Limits	F	Date/Time
CCV		970514Y	5.04021		5.0		100.8	%	90-110		08/19/97 1426
CCB		970819Z	0.00169						0.01		08/19/97 1432
CCV		970514Y	4.96446		5.0		99.3	%	90-110		08/19/97 1521
CCB		970819Z	-0.00007						0.01		08/19/97 1523
CCV		970514Y	4.99995		5.0		100.0	%	90-110		08/19/97 1619
CCB		970819Z	-0.00075						0.01		08/19/97 1623
MD	962987-42		-0.00075			-0.00068	0.00007	A	0.01000		08/19/97 1629
PDS	962987-42	970815Z	1.01768		1.000	-0.00068	101.8	%	75-125		08/19/97 1632
ISB		970818T	0.51437		0.5000		102.9	%	80-120		08/19/97 1711
CCV		970514Y	5.14450		5.0		102.9	%	90-110		08/19/97 1716
CCB		970819Z	-0.00045						0.01		08/19/97 1718
ISB		970818WI	1.04482		1.000		104.5	%	80-120		08/19/97 1723
CCV		970514Y	5.20226		5.0		104.0	%	90-110		08/19/97 1727
CCB		970819Z	-0.00129						0.01		08/19/97 1730

Test Method.....: SW-846 6010A Batch.....: 24834 Analyst...: gag
Method Description.: Metals Analysis (ICAP) Units.....: mg/L
Parameter.....: Cadmium (Cd)

QC	Lab ID	Reagent	QC Result	QC Result	True Value	Orig. Value	Calc. Result	*	Limits	F	Date/Time
ICV		970624W	2.07717		2.00		103.9	%	90-110		08/19/97 1043
ICB		970819Z	0.00103						0.005		08/19/97 1118
ISB		970818T	0.93134		1.000		93.1	%	80-120		08/19/97 1127
ISB		970818WI	0.98190		1.000		98.2	%	80-120		08/19/97 1139
MD	972161-1		-0.00067			0.00001	0.00068	A	0.00500		08/19/97 1149
PDS	972161-2	970815Z	0.99873		1.000	0.00072	99.8	%	75-125		08/19/97 1155
MB		0814	0.00104						0.005		08/19/97 1202
CCV		970514Y	2.55553		2.5		102.2	%	90-110		08/19/97 1211
CCB		970819Z	0.00172						0.005		08/19/97 1215
LCS		970813H	0.95164		1.00		95.2	%	80-120		08/19/97 1217
MS	972192-1	970723Z	0.93417		1.000	-0.00101	93.5	%	80-120		08/19/97 1241
CCV		970514Y	2.48896		2.5		99.6	%	90-110		08/19/97 1255
CCB		970819Z	0.00030						0.005		08/19/97 1302
MD	972192-4		-0.00061			-0.00061	0.00000	A	0.00500		08/19/97 1418
CCV		970514Y	2.51192		2.5		100.5	%	90-110		08/19/97 1426
CCB		970819Z	0.00088						0.005		08/19/97 1432
CCV		970514Y	2.33550		2.5		93.4	%	90-110		08/19/97 1521
CCB		970819Z	0.00028						0.005		08/19/97 1523
CCV		970514Y	2.33538		2.5		93.4	%	90-110		08/19/97 1619
CCB		970819Z	-0.00031						0.005		08/19/97 1623
MD	962987-42		-0.00090			-0.00060	0.00030	A	0.00500		08/19/97 1629
PDS	962987-42	970815Z	0.93649		1.000	-0.00060	93.7	%	75-125		08/19/97 1632
MB		0819	0.00000						0.005		08/19/97 1641
LCS		970353	0.94643		1.140000		83.0	%	60.2-139.5		08/19/97 1647
MS	972195-4	970815Z	0.81726		1.000	0.00314	81.4	%	80-120		08/19/97 1652
MD	972195-4		0.00133			0.00314	0.00181	A	0.00500		08/19/97 1654
ISB		970818T	0.91063		1.000		91.1	%	80-120		08/19/97 1711
CCV		970514Y	2.37521		2.5		95.0	%	90-110		08/19/97 1716
CCB		970819Z	0.00120						0.005		08/19/97 1718
ISB		970818WI	0.94587		1.000		94.6	%	80-120		08/19/97 1723
		970514Y	2.40302		2.5		96.1	%	90-110		08/19/97 1727

* %-% REC R-RPD A-ABS Diff. D-% Diff.

The analytical results, opinions or interpretations contained in this report are based upon information and material supplied by the client for whose exclusive and confidential use this report has been made. The analytical results, opinions or interpretations expressed represent the best judgment of Core Laboratories. Core Laboratories, however, makes no warranty or representation, express or implied, of any type, and expressly disclaims same as to the productivity, proper operations or profitableness of any oil, gas, coal or other mineral property, well or sand in connection with which such report is used or relied upon for any reason whatsoever. This report shall not be reproduced, in whole or in part, without the written approval of Core Laboratories.

CORE LABORATORIES

QUALITY CONTROL RESULTS

Job Number: 972193 Date: 08/28/97

CUSTOMER: Daniel B. Stephens & Associates PROJECT: ENRON ROSWELL/6033.2 ATTN: Bob Marley

Test Method.....: SW-846 6010A Batch.....: 24834 Analyst...: gag
Method Description.: Metals Analysis (ICAP) Units.....: mg/L
Parameter.....: Cadmium (Cd)

QC	Lab ID	Reagent	QC Result	QC Result	True Value	Orig. Value	Calc. Result	*	Limits	F	Date/Time
CCB		970819Z	0.00029						0.005		08/19/97 1730

Test Method.....: SW-846 6010A Batch.....: 24834 Analyst...: gag
Method Description.: Metals Analysis (ICAP) Units.....: mg/L
Parameter.....: Calcium (Ca)

QC	Lab ID	Reagent	QC Result	QC Result	True Value	Orig. Value	Calc. Result	*	Limits	F	Date/Time
ICV		970410Y	21.09988		20.000000		105.5	%	90-110		08/19/97 1116
ICB		970819Z	0.00678						0.1		08/19/97 1118
ISB		970818WI	46.14318		50.000		92.3	%	80-120		08/19/97 1139
MD	972161-1		18.97883			18.52169	2.4	R	20		08/19/97 1149
MB		0814	0.02230						0.1		08/19/97 1202
CCV		970514Y	10.78295		10.0		107.8	%	90-110		08/19/97 1211
CCB		970819Z	0.04432						0.1		08/19/97 1215
LCS		970813Y	21.99778		20.000000		110.0	%	80-120		08/19/97 1222
CCV		970514Y	10.72948		10.0		107.3	%	90-110		08/19/97 1255
		970819Z	0.03196						0.1		08/19/97 1302
CCV		970514Y	10.33202		10.0		103.3	%	90-110		08/19/97 1426
CCB		970819Z	0.00766						0.1		08/19/97 1432
CCV		970514Y	9.20658		10.0		92.1	%	90-110		08/19/97 1521
CCB		970819Z	0.02587						0.1		08/19/97 1523
CCV		970514Y	9.64521		10.0		96.5	%	90-110		08/19/97 1619
CCB		970819Z	0.02597						0.1		08/19/97 1623
MD	962987-42		2.86966			2.83452	1.2	R	20		08/19/97 1629
PDS	962987-42	970815Z	46.59464		50.000	2.83452	87.5	%	75-125		08/19/97 1632
CCV		970514Y	9.78390		10.0		97.8	%	90-110		08/19/97 1716
CCB		970819Z	0.05728						0.1		08/19/97 1718
ISB		970818WI	40.70407		50.000		81.4	%	80-120		08/19/97 1723
CCV		970514Y	9.70969		10.0		97.1	%	90-110		08/19/97 1727
CCB		970819Z	0.01943						0.1		08/19/97 1730

Test Method.....: SW-846 6010A Batch.....: 24834 Analyst...: gag
Method Description.: Metals Analysis (ICAP) Units.....: mg/L
Parameter.....: Calcium (Ca)

QC	Lab ID	Reagent	QC Result	QC Result	True Value	Orig. Value	Calc. Result	*	Limits	F	Date/Time
ICV		970410Y	198.01840		200.0		99.0	%	90-110		08/19/97 1101
ICB		970819Z	0.58971						1		08/19/97 1118
ISA		970526U	531.43719		500		106.3	%	80-120		08/19/97 1121
ISB		970818T	505.92590		500		101.2	%	80-120		08/19/97 1127
ISB		970818WI	57.57697		50.000		115.2	%	80-120		08/19/97 1139
MD	972161-1		18.09154			17.32708	4.3	R	20		08/19/97 1149
PDS	972161-2	970815Z	76.32037		50.000	14.68956	123.3	%	75-125		08/19/97 1155
MB		0814	-0.72924						1		08/19/97 1202
CCV		970701Y	255.06668		250.00		102.0	%	90-110		08/19/97 1205
CCB		970819Z	0.26301						1		08/19/97 1215
LCS		970813Y	183.56362		200.0		91.8	%	80-120		08/19/97 1218
CCV		970701Y	265.77557		250.00		106.3	%	90-110		08/19/97 1250
		970819Z	0.25314						1		08/19/97 1302

* %-% REC R-RPD A-ABS Diff. D-% Diff.

The analytical results, opinions or interpretations contained in this report are based upon information and material supplied by the client for whose exclusive and confidential use this report has been made. The analytical results, opinions or interpretations expressed represent the best judgment of Core Laboratories. Core Laboratories, however, makes no warranty or representation, express or implied, of any type, and expressly disclaims same as to the productivity, proper operations or profitableness of any oil, gas, coal or other mineral, property, well or sand, in connection with which such report is used or relied upon for any reason whatsoever. This report shall not be reproduced, in whole or in part, without the written approval of Core Laboratories.

CORE LABORATORIES

QUALITY CONTROL RESULTS

Job Number: 972193 Date: 08/28/97

CUSTOMER: Daniel B. Stephens & Associates PROJECT: ENRON ROSWELL/6033.2 ATTN: Bob Marley

Test Method.....: SW-846 6010A Batch.....: 24834 Analyst...: gag
Method Description.: Metals Analysis (ICAP) Units.....: mg/L
Parameter.....: Calcium (Ca)

QC	Lab ID	Reagent	QC Result	QC Result	True Value	Orig. Value	Calc. Result	*	Limits	F	Date/Time
PDS	972192-1	970815Z	168.54373		50.000	121.06939	94.9	%	75-125		08/19/97 1309
MD	972192-4		127.65028			124.16696	2.8	R	20		08/19/97 1422
CCV		970701Y	256.69369		250.00		102.7	%	90-110		08/19/97 1424
CCB		970819Z	0.11392						1		08/19/97 1432
CCV		970701Y	266.58917		250.00		106.6	%	90-110		08/19/97 1517
CCB		970819Z	-0.58709						1		08/19/97 1523
CCV		970701Y	267.66738		250.00		107.1	%	90-110		08/19/97 1616
CCB		970819Z	-0.37381						1		08/19/97 1623
MD	962987-42		2.92348			2.48217	0.44131	A	1.00000		08/19/97 1629
PDS	962987-42	970815Z	62.03656		50.000	2.48217	119.1	%	75-125		08/19/97 1632
ISA		970526U	535.64538		500		107.1	%	80-120		08/19/97 1657
ISB		970818T	518.07946		500		103.6	%	80-120		08/19/97 1711
CCV		970701Y	257.70379		250.00		103.1	%	90-110		08/19/97 1712
CCB		970819Z	-0.21205						1		08/19/97 1718
ISB		970818WI	52.24198		50.000		104.5	%	80-120		08/19/97 1723
CCV		970701Y	248.11972		250.00		99.2	%	90-110		08/19/97 1725
CCB		970819Z	-0.33581						1		08/19/97 1730

Test Method.....: SW-846 6010A Batch.....: 24834 Analyst...: gag
Method Description.: Metals Analysis (ICAP) Units.....: mg/L
Parameter.....: Chromium (Cr)

QC	Lab ID	Reagent	QC Result	QC Result	True Value	Orig. Value	Calc. Result	*	Limits	F	Date/Time
ICV		970624W	2.10284		2.00		105.1	%	90-110		08/19/97 1043
ICB		970819Z	0.00164						0.01		08/19/97 1118
ISB		970818T	0.48679		0.5000		97.4	%	80-120		08/19/97 1127
ISA		970716W	102.22114		100.00		102.2	%	80-120		08/19/97 1133
ISB		970818WI	95.78208		101.00		94.8	%	80-120		08/19/97 1139
MD	972161-1		0.00325			0.00512	0.00187	A	0.01000		08/19/97 1149
PDS	972161-2	970815Z	1.01311		1.000	-0.00001	101.3	%	75-125		08/19/97 1155
MB		0814	0.00186						0.01		08/19/97 1202
CCV		970514Y	2.60747		2.5		104.3	%	90-110		08/19/97 1211
CCB		970819Z	0.00000						0.01		08/19/97 1215
LCS		970813H	1.03478		1.00		103.5	%	80-120		08/19/97 1217
MS	972192-1	970723Z	0.93012		1.000	0.00268	92.7	%	80-120		08/19/97 1241
CCV		970514Y	2.52453		2.5		101.0	%	90-110		08/19/97 1255
CCB		970819Z	0.00062						0.01		08/19/97 1302
MD	972192-4		0.00157			-0.00254	0.00411	A	0.01000		08/19/97 1418
CCV		970514Y	2.53347		2.5		101.3	%	90-110		08/19/97 1426
CCB		970819Z	-0.00039						0.01		08/19/97 1432
CCV		970514Y	2.38602		2.5		95.4	%	90-110		08/19/97 1521
CCB		970819Z	-0.00019						0.01		08/19/97 1523
CCV		970514Y	2.39411		2.5		95.8	%	90-110		08/19/97 1619
CCB		970819Z	-0.00168						0.01		08/19/97 1623
MD	962987-42		-0.00229			-0.00250	0.00021	A	0.01000		08/19/97 1629
PDS	962987-42	970815Z	0.95029		1.000	-0.00250	95.3	%	75-125		08/19/97 1632
ISB		970818T	0.47362		0.5000		94.7	%	80-120		08/19/97 1711
CCV		970514Y	2.46656		2.5		98.7	%	90-110		08/19/97 1716
CCB		970819Z	0.00170						0.01		08/19/97 1718
ISA		970716W	98.77896		100.00		98.8	%	80-120		08/19/97 1720
		970818WI	92.64364		101.00		91.7	%	80-120		08/19/97 1723

* %-% REC R-RPD A-ABS Diff. D-% Diff.

The analytical results, opinions or interpretations contained in this report are based upon information and material supplied by the client for whose exclusive and confidential use this report has been made. The analytical results, opinions or interpretations expressed represent the best judgment of Core Laboratories. Core Laboratories, however, makes no warranty or representation, express or implied, of any type, and expressly disclaims same as to the productivity, proper operations or profitableness of any oil, gas, coal or other mineral property, well or sand in connection with which such report is used or relied upon for any reason whatsoever. This report shall not be reproduced, in whole or in part, without the written approval of Core Laboratories.

CORE LABORATORIES

QUALITY CONTROL RESULTS

Job Number: 972193 Date: 08/28/97

CUSTOMER: Daniel B. Stephens & Associates PROJECT: ENRON ROSWELL/6033.2 ATTN: Bob Marley

Test Method.....: SW-846 6010A Batch.....: 24834 Analyst...: gag
Method Description.: Metals Analysis (ICAP) Units.....: mg/L
Parameter.....: Chromium (Cr)

QC	Lab ID	Reagent	QC Result	QC Result	True Value	Orig. Value	Calc. Result	*	Limits	F	Date/Time
CCV		970514Y	2.52243		2.5		100.9	%	90-110		08/19/97 1727
CCB		970819Z	0.00466						0.01		08/19/97 1730

Test Method.....: SW-846 6010A Batch.....: 24834 Analyst...: gag
Method Description.: Metals Analysis (ICAP) Units.....: mg/L
Parameter.....: Copper (Cu)

QC	Lab ID	Reagent	QC Result	QC Result	True Value	Orig. Value	Calc. Result	*	Limits	F	Date/Time
ICV		970624W	2.07240		2.00		103.6	%	90-110		08/19/97 1043
ICB		970819Z	-0.00113						0.01		08/19/97 1118
ISB		970818T	0.48465		0.5000		96.9	%	80-120		08/19/97 1127
ISA		970716W	103.23718		100.00		103.2	%	80-120		08/19/97 1133
ISB		970818WI	97.00896		101.00		96.0	%	80-120		08/19/97 1139
MD	972161-1		0.00747			0.01161	0.00414	A	0.01000		08/19/97 1149
PDS	972161-2	970815Z	1.01139		1.000	0.00672	100.5	%	75-125		08/19/97 1155
MB		0814	0.00339						0.01		08/19/97 1202
[illegible]		970514Y	2.54946		2.5		102.0	%	90-110		08/19/97 1211
[illegible]		970819Z	-0.00113						0.01		08/19/97 1215
LCS		970813H	1.01985		1.000		102.0	%	80-120		08/19/97 1217
MS	972192-1	970723Z	0.95017		1.000	0.00044	95.0	%	80-120		08/19/97 1241
CCV		970514Y	2.48236		2.5		99.3	%	90-110		08/19/97 1255
CCB		970819Z	0.00067						0.01		08/19/97 1302
MD	972192-4		0.00933			0.00684	0.00249	A	0.01000		08/19/97 1418
CCV		970514Y	2.48419		2.5		99.4	%	90-110		08/19/97 1426
CCB		970819Z	-0.00068						0.01		08/19/97 1432
CCV		970514Y	2.42951		2.5		97.2	%	90-110		08/19/97 1521
CCB		970819Z	-0.00111						0.01		08/19/97 1523
CCV		970514Y	2.43736		2.5		97.5	%	90-110		08/19/97 1619
CCB		970819Z	-0.00185						0.01		08/19/97 1623
MD	962987-42		-0.00076			-0.00038	0.00038	A	0.01000		08/19/97 1629
PDS	962987-42	970815Z	0.97743		1.000	-0.00038	97.8	%	75-125		08/19/97 1632
ISB		970818T	0.48847		0.5000		97.7	%	80-120		08/19/97 1711
CCV		970514Y	2.49433		2.5		99.8	%	90-110		08/19/97 1716
CCB		970819Z	-0.00111						0.01		08/19/97 1718
ISA		970716W	103.25961		100.00		103.3	%	80-120		08/19/97 1720
ISB		970818WI	97.26075		101.00		96.3	%	80-120		08/19/97 1723
CCV		970514Y	2.55022		2.5		102.0	%	90-110		08/19/97 1727
CCB		970819Z	0.00484						0.01		08/19/97 1730

Test Method.....: SW-846 6010A Batch.....: 24834 Analyst...: gag
Method Description.: Metals Analysis (ICAP) Units.....: mg/L
Parameter.....: Iron (Fe)

QC	Lab ID	Reagent	QC Result	QC Result	True Value	Orig. Value	Calc. Result	*	Limits	F	Date/Time
ICV		970624W	2.12746		2.00		106.4	%	90-110		08/19/97 1043
ICB		970819Z	-0.00797						0.03		08/19/97 1118
ISA		970526U	186.25653		200		93.1	%	80-120		08/19/97 1121
ISB		970818T	176.58843		200		88.3	%	80-120		08/19/97 1127
		970818WI	2.06703		2.0000		103.4	%	80-120		08/19/97 1139

* %-% REC R-RPD A-ABS Diff. D-% Diff.

The analytical results, opinions or interpretations contained in this report are based upon information and material supplied by the client for whose exclusive and confidential use this report has been made. The analytical results, opinions or interpretations expressed represent the best judgment of Core Laboratories. Core Laboratories, however, makes no warranty or representation, express or implied, of any type, and expressly disclaims same as to the productivity, proper operations or profitableness of any oil, gas, coal or other mineral property, well or sand in connection with which such report is used or relied upon for any reason whatsoever. This report shall not be reproduced, in whole or in part, without the written approval of Core Laboratories.

CORE LABORATORIES

QUALITY CONTROL RESULTS

Job Number: 972193 Date: 08/28/97

CUSTOMER: Daniel B. Stephens & Associates PROJECT: ENRON ROSWELL/6033.2 ATTN: Bob Marley

Test Method.....: SW-846 6010A Batch.....: 24834 Analyst...: gag
Method Description.: Metals Analysis (ICAP) Units.....: mg/L
Parameter.....: Iron (Fe)

QC	Lab ID	Reagent	QC Result	QC Result	True Value	Orig. Value	Calc. Result	*	Limits	F	Date/Time
MD	972161-1		0.01245			0.02773	0.01528	A	0.03000		08/19/97 1149
PDS	972161-2	970815Z	2.07876		2.0000	0.01267	103.3	%	75-125		08/19/97 1155
MB		0814	0.00427						0.03		08/19/97 1202
CCV		970514Y	10.49149		10.0		104.9	%	90-110		08/19/97 1211
CCB		970819Z	-0.00814						0.03		08/19/97 1215
LCS		970813H	1.05423		1.0000		105.4	%	80-120		08/19/97 1217
MS	972192-1	970723Z	2.42629		2.0000	0.52405	95.1	%	80-120		08/19/97 1241
CCV		970514Y	10.19272		10.0		101.9	%	90-110		08/19/97 1255
CCB		970819Z	-0.00481						0.03		08/19/97 1302
MD	972192-4		0.49956			0.53778	7.4	R	20		08/19/97 1418
CCV		970514Y	10.23035		10.0		102.3	%	90-110		08/19/97 1426
CCB		970819Z	0.00255						0.03		08/19/97 1432
CCV		970514Y	9.75639		10.0		97.6	%	90-110		08/19/97 1521
CCB		970819Z	-0.00092						0.03		08/19/97 1523
CCV		970514Y	9.79500		10.0		98.0	%	90-110		08/19/97 1619
CCB		970819Z	-0.00174						0.03		08/19/97 1623
MD	962987-42		-0.00122			0.00223	0.00345	A	0.03000		08/19/97 1629
PDS	962987-42	970815Z	1.96494		2.0000	0.00223	98.1	%	75-125		08/19/97 1632
		970526U	182.99392		200		91.5	%	80-120		08/19/97 1657
[illegible]		970818T	176.83053		200		88.4	%	80-120		08/19/97 1711
CCV		970514Y	10.14097		10.0		101.4	%	90-110		08/19/97 1716
CCB		970819Z	0.00532						0.03		08/19/97 1718
ISB		970818WI	2.04240		2.0000		102.1	%	80-120		08/19/97 1723
CCV		970514Y	10.22117		10.0		102.2	%	90-110		08/19/97 1727
CCB		970819Z	-0.00328						0.03		08/19/97 1730

Test Method.....: SW-846 6010A Batch.....: 24834 Analyst...: gag
Method Description.: Metals Analysis (ICAP) Units.....: mg/L
Parameter.....: Magnesium (Mg)

QC	Lab ID	Reagent	QC Result	QC Result	True Value	Orig. Value	Calc. Result	*	Limits	F	Date/Time
ICV		970410Y	21.28544		20.000000		106.4	%	90-110		08/19/97 1116
ICB		970819Z	0.00644						0.1		08/19/97 1118
ISB		970818WI	51.45915		50.000		102.9	%	80-120		08/19/97 1139
MD	972161-1		1.54954			1.51558	2.2	R	20		08/19/97 1149
MB		0814	0.00734						0.1		08/19/97 1202
CCV		970514Y	26.63590		25.0		106.5	%	90-110		08/19/97 1211
CCB		970819Z	0.00788						0.1		08/19/97 1215
LCS		970813Y	22.23464		20.000000		111.2	%	80-120		08/19/97 1222
CCV		970514Y	26.16419		25.0		104.7	%	90-110		08/19/97 1255
CCB		970819Z	0.02368						0.1		08/19/97 1302
MD	972192-4		28.31531			27.39649	3.3	R	20		08/19/97 1422
CCV		970514Y	26.80142		25.0		107.2	%	90-110		08/19/97 1426
CCB		970819Z	0.00738						0.1		08/19/97 1432
CCV		970514Y	24.23256		25.0		96.9	%	90-110		08/19/97 1521
CCB		970819Z	0.03275						0.1		08/19/97 1523
CCV		970514Y	24.73991		25.0		99.0	%	90-110		08/19/97 1619
CCB		970819Z	0.03050						0.1		08/19/97 1623
MD	962987-42		0.03838			0.04416	0.00578	A	0.10000		08/19/97 1629
PDS	962987-42	970815Z	48.68224		50.000	0.04416	97.3	%	75-125		08/19/97 1632
		970514Y	24.98120		25.0		99.9	%	90-110		08/19/97 1716

* %-% REC R-RPD A-ABS Diff. D-% Diff.

The analytical results, opinions or interpretations contained in this report are based upon information and material supplied by the client for whose exclusive and confidential use this report has been made. The analytical results, opinions or interpretations expressed represent the best judgment of Core Laboratories. Core Laboratories, however, makes no warranty or representation, express or implied, of any type, and expressly disclaims same as to the productivity, proper operations or profitableness of any oil, gas, water or other mineral, property, well or sand in connection with which such report is used or relied upon for any reason whatsoever. This report shall not be reproduced, in whole or in part, without the written approval of Core Laboratories.

CORE LABORATORIES

QUALITY CONTROL RESULTS

Job Number: 972193 Date: 08/28/97

CUSTOMER: Daniel B. Stephens & Associates PROJECT: ENRON ROSWELL/6033.2 ATTN: Bob Marley

Test Method.....: SW-846 6010A Batch.....: 24834 Analyst...: gag
Method Description.: Metals Analysis (ICAP) Units.....: mg/L
Parameter.....: Magnesium (Mg)

QC	Lab ID	Reagent	QC Result	QC Result	True Value	Orig. Value	Calc. Result	*	Limits	F	Date/Time
CCB		970819Z	0.01766						0.1		08/19/97 1718
ISB		970818WI	49.34955		50.000		98.7	%	80-120		08/19/97 1723
CCV		970514Y	25.48310		25.0		101.9	%	90-110		08/19/97 1727
CCB		970819Z	0.02272						0.1		08/19/97 1730

Test Method.....: SW-846 6010A Batch.....: 24834 Analyst...: gag
Method Description.: Metals Analysis (ICAP) Units.....: mg/L
Parameter.....: Magnesium (Mg)

QC	Lab ID	Reagent	QC Result	QC Result	True Value	Orig. Value	Calc. Result	*	Limits	F	Date/Time
ICV		970410Y	198.38803		200.0		99.2	%	90-110		08/19/97 1101
ICB		970819Z	0.05098						0.5		08/19/97 1118
ISA		970526U	523.36486		500		104.7	%	80-120		08/19/97 1121
ISB		970818T	492.62744		500		98.5	%	80-120		08/19/97 1127
ISB		970818WI	51.17754		50.000		102.4	%	80-120		08/19/97 1139
MD	972161-1		1.68361			1.64155	0.04206	A	0.50000		08/19/97 1149
`	972161-2	970815Z	55.86873		50.000	1.80949	108.1	%	75-125		08/19/97 1155
		0814	-0.22016						0.5		08/19/97 1202
CCV		970701Y	258.45434		250.00		103.4	%	90-110		08/19/97 1205
CCB		970819Z	0.05135						0.5		08/19/97 1215
LCS		970813Y	202.39857		200.0		101.2	%	80-120		08/19/97 1218
MS	972192-1	970723Z	173.75640		50.000	123.02994	101.5	%	80-120		08/19/97 1241
CCV		970701Y	258.09606		250.00		103.2	%	90-110		08/19/97 1250
CCB		970819Z	0.11726						0.5		08/19/97 1302
PDS	972192-1	970815Z	75.26054		50.000	26.14398	98.2	%	75-125		08/19/97 1309
MD	972192-4		136.98643			144.04684	5.0	R	20		08/19/97 1418
CCV		970701Y	247.28314		250.00		98.9	%	90-110		08/19/97 1424
CCB		970819Z	0.01174						0.5		08/19/97 1432
CCV		970701Y	251.20773		250.00		100.5	%	90-110		08/19/97 1517
CCB		970819Z	0.44857						0.5		08/19/97 1523
CCV		970701Y	258.92480		250.00		103.6	%	90-110		08/19/97 1616
CCB		970819Z	0.25806						0.5		08/19/97 1623
MD	962987-42		0.31460			0.29969	0.01491	A	0.50000		08/19/97 1629
PDS	962987-42	970815Z	54.67818		50.000	0.29969	108.8	%	75-125		08/19/97 1632
ISA		970526U	546.60375		500		109.3	%	80-120		08/19/97 1657
ISB		970818T	521.29852		500		104.3	%	80-120		08/19/97 1711
CCV		970701Y	268.80871		250.00		107.5	%	90-110		08/19/97 1712
CCB		970819Z	0.31260						0.5		08/19/97 1718
ISB		970818WI	54.27978		50.000		108.6	%	80-120		08/19/97 1723
CCV		970701Y	262.21234		250.00		104.9	%	90-110		08/19/97 1725
CCB		970819Z	0.32136						0.5		08/19/97 1730

Test Method.....: SW-846 6010A Batch.....: 24834 Analyst...: gag
Method Description.: Metals Analysis (ICAP) Units.....: mg/L
Parameter.....: Manganese (Mn)

QC	Lab ID	Reagent	QC Result	QC Result	True Value	Orig. Value	Calc. Result	*	Limits	F	Date/Time
ICV		970624W	2.13972		2.00		107.0	%	90-110		08/19/97 1043
		970819Z	-0.00264						0.01		08/19/97 1118

* %-% REC R-RPD A-ABS Diff. D-% Diff.

The analytical results, opinions or interpretations contained in this report are based upon information and material supplied by the client for whose exclusive and confidential use this report has been made. The analytical results, opinions or interpretations expressed represent the best judgment of Core Laboratories. Core Laboratories, however, makes no warranty or representation, express or implied, of any type, and expressly disclaims same as to the productivity, proper operations or profitableness of any oil, gas, coal, or other mineral property, well or land in connection with which such report is used or relied upon for any reason whatsoever. This report shall not be reproduced, in whole or in part, without the written approval of Core Laboratories.

CORE LABORATORIES

QUALITY CONTROL RESULTS

Job Number: 972193 Date: 08/28/97

CUSTOMER: Daniel B. Stephens & Associates PROJECT: ENRON ROSWELL/6033.2 ATTN: Bob Marley

Test Method.....: SW-846 6010A Batch.....: 24834 Analyst...: gag
Method Description.: Metals Analysis (ICAP) Units.....: mg/L
Parameter.....: Manganese (Mn)

QC	Lab ID	Reagent	QC Result	QC Result	True Value	Orig. Value	Calc. Result	*	Limits	F	Date/Time
ISB		970818T	0.45827		0.5000		91.7	%	80-120		08/19/97 1127
ISA		970716W	111.45325		100.00		111.5	%	80-120		08/19/97 1133
ISB		970818WI	104.82897		101.00		103.8	%	80-120		08/19/97 1139
MD	972161-1		0.00524			0.00763	0.00239	A	0.01000		08/19/97 1149
PDS	972161-2	970815Z	0.98692		1.000	0.00283	98.4	%	75-125		08/19/97 1155
MB		0814	0.00053						0.01		08/19/97 1202
CCV		970514Y	5.25065		5.0		105.0	%	90-110		08/19/97 1211
CCB		970819Z	0.00132						0.01		08/19/97 1215
LCS		970813H	1.00086		1.00		100.1	%	80-120		08/19/97 1217
MS	972192-1	970723Z	1.29396		1.000	0.27251	102.1	%	80-120		08/19/97 1241
CCV		970514Y	5.05438		5.0		101.1	%	90-110		08/19/97 1255
CCB		970819Z	0.00081						0.01		08/19/97 1302
MD	972192-4		0.05783			0.06052	4.5	R	20		08/19/97 1418
CCV		970514Y	5.12874		5.0		102.6	%	90-110		08/19/97 1426
CCB		970819Z	0.00136						0.01		08/19/97 1432
CCV		970514Y	4.80970		5.0		96.2	%	90-110		08/19/97 1521
CCB		970819Z	0.00046						0.01		08/19/97 1523
CCV		970514Y	4.83119		5.0		96.6	%	90-110		08/19/97 1619
[illegible]		970819Z	-0.00085						0.01		08/19/97 1623
	962987-42		0.00783			0.00771	0.00012	A	0.01000		08/19/97 1629
PDS	962987-42	970815Z	0.93079		1.000	0.00771	92.3	%	75-125		08/19/97 1632
ISB		970818T	0.43682		0.5000		87.4	%	80-120		08/19/97 1711
CCV		970514Y	4.98533		5.0		99.7	%	90-110		08/19/97 1716
CCB		970819Z	-0.00012						0.01		08/19/97 1718
ISA		970716W	106.74633		100.00		106.7	%	80-120		08/19/97 1720
ISB		970818WI	99.97067		101.00		99.0	%	80-120		08/19/97 1723
CCV		970514Y	5.00404		5.0		100.1	%	90-110		08/19/97 1727
CCB		970819Z	0.00191						0.01		08/19/97 1730

Test Method.....: SW-846 6010A Batch.....: 24834 Analyst...: gag
Method Description.: Metals Analysis (ICAP) Units.....: mg/L
Parameter.....: Potassium (K)

QC	Lab ID	Reagent	QC Result	QC Result	True Value	Orig. Value	Calc. Result	*	Limits	F	Date/Time
ICV		970410Y	90.80561		100.0		90.8	%	90-110		08/19/97 1101
ICB		970819Z	-1.24592						5		08/19/97 1118
ISB		970818T	9.04433		10.000		90.4	%	80-120		08/19/97 1127
ISB		970818WI	49.88145		50.000		99.8	%	80-120		08/19/97 1139
MD	972161-1		-4.64355			-4.61336	0.03019	A	5.00000		08/19/97 1149
PDS	972161-2	970815Z	47.76643		50.000	-4.03555	103.6	%	75-125		08/19/97 1155
MB		0814	-0.83762						5		08/19/97 1202
CCV		970701Y	267.02990		250.00		106.8	%	90-110		08/19/97 1205
CCB		970819Z	0.21695						5		08/19/97 1215
LCS		970813Y	93.65792		100.0		93.7	%	80-120		08/19/97 1218
MS	972192-1	970723Z	54.85195		50.000	-1.75567	113.2	%	80-120		08/19/97 1241
CCV		970701Y	261.26562		250.00		104.5	%	90-110		08/19/97 1250
CCB		970819Z	0.15790						5		08/19/97 1302
MD	972192-4		11.05006			2.39111	8.65895	A	5.00000	*	08/19/97 1418
CCV		970701Y	254.00822		250.00		101.6	%	90-110		08/19/97 1424
CCB		970819Z	0.26630						5		08/19/97 1432
		970701Y	255.88015		250.00		102.4	%	90-110		08/19/97 1517

* %-% REC R-RPD A-ABS Diff. D-% Diff.

The analytical results, opinions or interpretations contained in this report are based upon information and material supplied by the client for whose exclusive and confidential use this report has been made. The analytical results, opinions or interpretations expressed represent the best judgment of Core Laboratories. Core Laboratories, however, makes no warranty or representation, express or implied, of any type, and expressly disclaims same as to the productivity, proper operations or profitability of any oil, gas, coal or other mineral property, well or sand in connection with which such report is used or relied upon for any reason whatsoever. This report shall not be reproduced, in whole or in part, without the written approval of Core Laboratories.

CORE LABORATORIES

QUALITY CONTROL RESULTS

Job Number: 972193 Date: 08/28/97

CUSTOMER: Daniel B. Stephens & Associates PROJECT: ENRON ROSWELL/6033.2 ATTN: Bob Marley

Test Method.....: SW-846 6010A Batch.....: 24834 Analyst...: gag
Method Description.: Metals Analysis (ICAP) Units.....: mg/L
Parameter.....: Potassium (K)

QC	Lab ID	Reagent	QC Result	QC Result	True Value	Orig. Value	Calc. Result	*	Limits	F	Date/Time
CCB		970819Z	-1.43804						5		08/19/97 1523
CCV		970701Y	248.02938		250.00		99.2	%	90-110		08/19/97 1616
CCB		970819Z	-0.08327						5		08/19/97 1623
MD	962987-42		0.38501			-0.17356	0.55857	A	5.00000		08/19/97 1629
PDS	962987-42	970815Z	49.80201		50.000	-0.17356	100.0	%	75-125		08/19/97 1632
ISB		970818T	10.19635		10.000		102.0	%	80-120		08/19/97 1711
CCV		970701Y	264.98797		250.00		106.0	%	90-110		08/19/97 1712
CCB		970819Z	-0.51957						5		08/19/97 1718
ISB		970818WI	51.46138		50.000		102.9	%	80-120		08/19/97 1723
CCV		970701Y	253.97488		250.00		101.6	%	90-110		08/19/97 1725
CCB		970819Z	-0.06746						5		08/19/97 1730

Test Method.....: SW-846 6010A Batch.....: 24834 Analyst...: gag
Method Description.: Metals Analysis (ICAP) Units.....: mg/L
Parameter.....: Silver (Ag)

QC	Lab ID	Reagent	QC Result	QC Result	True Value	Orig. Value	Calc. Result	*	Limits	F	Date/Time
ICV		970325Y	2.07936		2.00		104.0	%	90-110		08/19/97 1052
ICB		970819Z	0.00046						0.01		08/19/97 1118
ISB		970818T	0.90964		1.000		91.0	%	80-120		08/19/97 1127
ISB		970818WI	0.98087		1.000		98.1	%	80-120		08/19/97 1139
MD	972161-1		0.00223			0.00131	0.00092	A	0.01000		08/19/97 1149
PDS	972161-2	970815Z	0.97532		1.000	-0.00012	97.5	%	75-125		08/19/97 1155
MB		0814	0.00279						0.01		08/19/97 1202
CCV		970701Y	2.44711		2.500		97.9	%	90-110		08/19/97 1205
CCB		970819Z	0.00093						0.01		08/19/97 1215
LCS		970813H	0.98301		1.00		98.3	%	80-120		08/19/97 1217
MS	972192-1	970723Z	0.93510		1.000	0.00258	93.3	%	80-120		08/19/97 1241
CCV		970701Y	2.65667		2.500		106.3	%	90-110		08/19/97 1250
CCB		970819Z	-0.00042						0.01		08/19/97 1302
MD	972192-4		0.00556			0.00025	0.00531	A	0.01000		08/19/97 1418
CCV		970701Y	2.33701		2.500		93.5	%	90-110		08/19/97 1424
CCB		970819Z	0.00230						0.01		08/19/97 1432
CCV		970701Y	2.27406		2.500		91.0	%	90-110		08/19/97 1517
CCB		970819Z	0.00200						0.01		08/19/97 1523
CCV		970701Y	2.33730		2.500		93.5	%	90-110		08/19/97 1616
CCB		970819Z	-0.00112						0.01		08/19/97 1623
MD	962987-42		-0.00221			-0.00468	0.00247	A	0.01000		08/19/97 1629
PDS	962987-42	970815Z	0.98283		1.000	-0.00468	98.8	%	75-125		08/19/97 1632
ISB		970818T	0.86974		1.000		87.0	%	80-120		08/19/97 1711
CCV		970701Y	2.63484		2.500		105.4	%	90-110		08/19/97 1712
CCB		970819Z	-0.00066						0.01		08/19/97 1718
ISB		970818WI	0.93486		1.000		93.5	%	80-120		08/19/97 1723
CCV		970701Y	2.37967		2.500		95.2	%	90-110		08/19/97 1725
CCB		970819Z	-0.00088						0.01		08/19/97 1730

* %-% REC R-RPD A-ABS Diff. D-% Diff.

The analytical results, opinions or interpretations contained in this report are based upon information and material supplied by the client for whose exclusive and confidential use this report has been made. The analytical results, opinions or interpretations expressed represent the best judgment of Core Laboratories. Core Laboratories, however, makes no warranty or representation, express or implied, of any type, and expressly disclaims same as to the productivity, proper operations or profitableness of any oil, gas, coal or other mineral, property, well or sand in connection with which such report is used or relied upon for any reason whatsoever. This report shall not be reproduced, in whole or in part, without the written approval of Core Laboratories.

CORE LABORATORIES

QUALITY CONTROL RESULTS

Job Number: 972193 Date: 08/28/97

CUSTOMER: Daniel B. Stephens & Associates PROJECT: ENRON ROSWELL/6033.2 ATTN: Bob Marley

Test Method.....: SW-846 6010A Batch.....: 24834 Analyst...: gag
Method Description.: Metals Analysis (ICAP) Units.....: mg/L
Parameter.....: Sodium (Na)

QC	Lab ID	Reagent	QC Result	QC Result	True Value	Orig. Value	Calc. Result	*	Limits	F	Date/Time
ICV		970410Y	20.69092		20.000000		103.5	%	90-110		08/19/97 1116
ICB		970819Z	0.01916						1		08/19/97 1118
ISB		970818WI	51.20757		50.000		102.4	%	80-120		08/19/97 1139
MD	972161-1		5.94792			5.76509	3.1	R	20		08/19/97 1149
PDS	972161-2	970815Z	60.44646		50.000	7.68039	105.5	%	75-125		08/19/97 1155
MB		0814	-0.10616						1		08/19/97 1202
CCV		970514Y	50.96871		50.0		101.9	%	90-110		08/19/97 1211
CCB		970819Z	0.04128						1		08/19/97 1215
LCS		970813Y	22.00613		20.000000		110.0	%	80-120		08/19/97 1222
CCV		970514Y	52.29571		50.0		104.6	%	90-110		08/19/97 1255
CCB		970819Z	0.09090						1		08/19/97 1302
PDS	972192-1	970815Z	95.28271		50.000	47.27773	96.0	%	75-125		08/19/97 1309
MD	972192-4		39.59414			38.35363	3.2	R	20		08/19/97 1422
CCV		970514Y	52.19781		50.0		104.4	%	90-110		08/19/97 1426
CCB		970819Z	0.02801						1		08/19/97 1432
CCV		970514Y	46.35133		50.0		92.7	%	90-110		08/19/97 1521
CCB		970819Z	0.30533						1		08/19/97 1523
CCV		970514Y	47.66793		50.0		95.3	%	90-110		08/19/97 1619
[illegible]		970819Z	0.19048						1		08/19/97 1623
	962987-42		0.17087			0.15547	0.01540	A	1.00000		08/19/97 1629
PDS	962987-42	970815Z	48.17356		50.000	0.15547	96.0	%	75-125		08/19/97 1632
CCV		970514Y	47.50266		50.0		95.0	%	90-110		08/19/97 1716
CCB		970819Z	0.16107						1		08/19/97 1718
ISB		970818WI	49.03215		50.000		98.1	%	80-120		08/19/97 1723
CCV		970514Y	48.66378		50.0		97.3	%	90-110		08/19/97 1727
CCB		970819Z	0.21149						1		08/19/97 1730

Test Method.....: SW-846 6010A Batch.....: 24834 Analyst...: gag
Method Description.: Metals Analysis (ICAP) Units.....: mg/L
Parameter.....: Sodium (Na)

QC	Lab ID	Reagent	QC Result	QC Result	True Value	Orig. Value	Calc. Result	*	Limits	F	Date/Time
ICV		970410Y	204.69528		200.0		102.3	%	90-110		08/19/97 1101
ICB		970819Z	2.62239						5		08/19/97 1118
ISA		970526U	457.22903		500		91.4	%	80-120		08/19/97 1121
ISB		970818T	433.44177		500		86.7	%	80-120		08/19/97 1127
MD	972161-1		4.34440			4.99543	0.65103	A	5.00000		08/19/97 1149
PDS	972161-2	970815Z	63.94431		50.000	6.97081	113.9	%	75-125		08/19/97 1155
MB		0814	-1.97385						5		08/19/97 1202
CCV		970701Y	525.76397		500.		105.2	%	90-110		08/19/97 1205
CCB		970819Z	0.81390						5		08/19/97 1215
LCS		970813Y	206.51757		200.0		103.3	%	80-120		08/19/97 1218
MS	972192-1	970723Z	307.44006		50.000	244.34954	126.2	%	80-120		08/19/97 1241
CCV		970701Y	520.53991		500.		104.1	%	90-110		08/19/97 1250
CCB		970819Z	0.75972						5		08/19/97 1302
MD	972192-4		234.39205			224.65086	4.2	R	20		08/19/97 1418
CCV		970701Y	511.34152		500.		102.3	%	90-110		08/19/97 1424
CCB		970819Z	-0.12008						5		08/19/97 1432
CCV		970701Y	504.45269		500.		100.9	%	90-110		08/19/97 1517
CCB		970819Z	-1.93272						5		08/19/97 1523
		970701Y	489.93267		500.		98.0	%	90-110		08/19/97 1616

* %-% REC R-RPD A-ABS Diff. D-% Diff.

The analytical results, opinions or interpretations contained in this report are based upon information and material supplied by the client for whose exclusive and confidential use this report has been made. The analytical results, opinions or interpretations expressed represent the best judgment of Core Laboratories. Core Laboratories, however, makes no warranty or representation, express or implied, of any type, and expressly disclaims same as to the productivity, proper operations or profitableness of any oil, gas, coal or other mineral, property, well or sand in connection with which such report is used or relied upon for any reason whatsoever. This report shall not be reproduced, in whole or in part, without the written approval of Core Laboratories.

CORE LABORATORIES

QUALITY CONTROL RESULTS

Job Number: 972193 Date: 08/28/97

CUSTOMER: Daniel B. Stephens & Associates PROJECT: ENRON ROSWELL/6033.2 ATTN: Bob Marley

Test Method.....: SW-846 6010A Batch.....: 24834 Analyst...: gag
Method Description.: Metals Analysis (ICAP) Units.....: mg/L
Parameter.....: Sodium (Na)

QC	Lab ID	Reagent	QC Result	QC Result	True Value	Orig. Value	Calc. Result	*	Limits	F	Date/Time
CCB		970819Z	-0.43675						5		08/19/97 1623
MD	962987-42		0.71978			-1.76664	2.48642	A	5.00000		08/19/97 1629
PDS	962987-42	970815Z	55.34268		50.000	-1.76664	114.2	%	75-125		08/19/97 1632
ISA		970526U	470.64227		500		94.1	%	80-120		08/19/97 1657
ISB		970818T	448.97149		500		89.8	%	80-120		08/19/97 1711
CCV		970701Y	523.72381		500.		104.7	%	90-110		08/19/97 1712
CCB		970819Z	-1.23483						5		08/19/97 1718
CCV		970701Y	501.88534		500.		100.4	%	90-110		08/19/97 1725
CCB		970819Z	-0.80880						5		08/19/97 1730

Test Method.....: SW-846 6010A Batch.....: 24834 Analyst...: gag
Method Description.: Metals Analysis (ICAP) Units.....: mg/L
Parameter.....: Zinc (Zn)

QC	Lab ID	Reagent	QC Result	QC Result	True Value	Orig. Value	Calc. Result	*	Limits	F	Date/Time
ICV		970624W	2.09870		2.00		104.9	%	90-110		08/19/97 1043
		970819Z	-0.00039						0.01		08/19/97 1118
		970818T	0.95162		1.000		95.2	%	80-120		08/19/97 1127
ISB		970818WI	1.01218		1.000		101.2	%	80-120		08/19/97 1139
MD	972161-1		0.00248			0.00209	0.00039	A	0.01000		08/19/97 1149
PDS	972161-2	970815Z	1.02578		1.000	0.00208	102.4	%	75-125		08/19/97 1155
MB		0814	0.00416						0.01		08/19/97 1202
CCV		970514Y	2.59679		2.5		103.9	%	90-110		08/19/97 1211
CCB		970819Z	0.00165						0.01		08/19/97 1215
LCS		970813H	0.97727		1.00		97.7	%	80-120		08/19/97 1217
MS	972192-1	970723Z	0.94482		1.000	0.01093	93.4	%	80-120		08/19/97 1241
CCV		970514Y	2.51032		2.5		100.4	%	90-110		08/19/97 1255
CCB		970819Z	0.00075						0.01		08/19/97 1302
MD	972192-4		0.02249			0.02610	0.00361	A	0.01000		08/19/97 1418
CCV		970514Y	2.52077		2.5		100.8	%	90-110		08/19/97 1426
CCB		970819Z	0.00176						0.01		08/19/97 1432
CCV		970514Y	2.34970		2.5		94.0	%	90-110		08/19/97 1521
CCB		970819Z	0.00109						0.01		08/19/97 1523
CCV		970514Y	2.35557		2.5		94.2	%	90-110		08/19/97 1619
CCB		970819Z	0.00037						0.01		08/19/97 1623
MD	962987-42		0.00107			0.00143	0.00036	A	0.01000		08/19/97 1629
PDS	962987-42	970815Z	0.95073		1.000	0.00143	94.9	%	75-125		08/19/97 1632
ISB		970818T	0.91353		1.000		91.4	%	80-120		08/19/97 1711
CCV		970514Y	2.41332		2.5		96.5	%	90-110		08/19/97 1716
CCB		970819Z	0.00039						0.01		08/19/97 1718
ISB		970818WI	0.99051		1.000		99.1	%	80-120		08/19/97 1723
CCV		970514Y	2.44499		2.5		97.8	%	90-110		08/19/97 1727
CCB		970819Z	0.00000						0.01		08/19/97 1730

* %-% REC R-RPD A-ABS Diff. D-% Diff.

The analytical results, opinions or interpretations contained in this report are based upon information and material supplied by the client for whose exclusive and confidential use this report has been made. The analytical results, opinions or interpretations expressed represent the best judgment of Core Laboratories. Core Laboratories, however, makes no warranty or representation, express or implied, of any type, and expressly disclaims same as to the productivity, proper operations or profitableness of any oil, gas, coal or other mineral, property, well or sand in connection with which such report is used or relied upon for any reason whatsoever. This report shall not be reproduced, in whole or in part, without the written approval of Core Laboratories.

CORE LABORATORIES

QUALITY CONTROL RESULTS

Job Number: 972193 Date: 08/28/97

CUSTOMER: Daniel B. Stephens & Associates PROJECT: ENRON ROSWELL/6033.2 ATTN: Bob Marley

Test Method.....: SM 2320 B Batch.....: 24841 Analyst...: mjf
Method Description.: Alkalinity (HCO3, CO3, OH) Units.....: mg/L
Parameter.....: Bicarbonate (HCO3)

QC	Lab ID	Reagent	QC Result	QC Result	True Value	Orig. Value	Calc. Result	*	Limits	F	Date/Time
MB			0						5		08/19/97 0830
MD	972189-13		1879			1879	0.0	R	20		08/19/97 0830
MD	972189-19		2245			2245	0.0	R	20		08/19/97 0830
MD	972192-4		146			146	0.0	R	20		08/19/97 0830
MD	972193-1		154			151	2.0	R	20		08/19/97 0830

Test Method.....: SM 2320 B Batch.....: 24841 Analyst...: mjf
Method Description.: Alkalinity (HCO3, CO3, OH) Units.....: mg/L
Parameter.....: Carbonate (CO3)

QC	Lab ID	Reagent	QC Result	QC Result	True Value	Orig. Value	Calc. Result	*	Limits	F	Date/Time
MB			0						1		08/19/97 0830
MD	972189-13		24			24	0.0	R	20		08/19/97 0830
MD	972189-19		24			24	0.0	R	20		08/19/97 0830
MD	972192-4		0			0	0	A	1		08/19/97 0830
MD	972193-1		0			0	0	A	1		08/19/97 0830

Test Method.....: SM 2320 B Batch.....: 24849 Analyst...: mjf
Method Description.: Alkalinity (HCO3, CO3, OH) Units.....: mg/L CaCO3
Parameter.....: Alkalinity, Total as CaCO3

QC	Lab ID	Reagent	QC Result	QC Result	True Value	Orig. Value	Calc. Result	*	Limits	F	Date/Time
MB			0						5		08/19/97 0830
LCS		G970623A	94		100		94.0	%	80-120		08/19/97 0830
MD	972189-13		1580			1580	0.0	R	20		08/19/97 0830
MD	972189-19		1880			1880	0.0	R	20		08/19/97 0830
MD	972193-1		126			124	1.6	R	20		08/19/97 0830
MD	972192-4		120			120	0.0	R	20		08/19/97 0830

Test Method.....: SW-846 6010A Batch.....: 25026 Analyst...: gag
Method Description.: Metals Analysis (ICAP Trace) Units.....: mg/L
Parameter.....: Arsenic (As)

QC	Lab ID	Reagent	QC Result	QC Result	True Value	Orig. Value	Calc. Result	*	Limits	F	Date/Time
ICV		970508T	2.05811		2.00		102.9	%	90-110		08/22/97 0938
ICB		970815T	0.00051						0.01		08/22/97 0957
ISB		970817X	0.96785		1.000		96.8	%	80-120		08/22/97 1007
ISB		970818WW	1.08723		1.000		108.7	%	80-120		08/22/97 1017
CCV		970820T	2.50268		2.5		100.1	%	90-110		08/22/97 1121
CCB		970815T	0.00125						0.01		08/22/97 1132
CCV		970820T	2.47115		2.5		98.8	%	90-110		08/22/97 1416
CCB		970815T	0.00016						0.01		08/22/97 1423
MB		0814	0.00027						0.01		08/22/97 1501
LCS		970813H	0.98442		1.00		98.4	%	80-120		08/22/97 1504
MS	972192-1	970815Z	0.98926		1.000	0.00418	98.5	%	80-120		08/22/97 1516
CCV		970820T	2.53680		2.5		101.5	%	90-110		08/22/97 1532
		970815T	0.00125						0.01		08/22/97 1539

* %-% REC R-RPD A-ABS Diff. D-% Diff.

The analytical results, opinions or interpretations contained in this report are based upon information and material supplied by the client for whose exclusive and confidential use this report has been made. The analytical results, opinions or interpretations expressed represent the best judgment of Core Laboratories. Core Laboratories, however, makes no warranty or representation, express or implied, of any type, and expressly disclaims same as to the productivity, proper operations or profitableness of any oil, gas, coal or other mineral, property, well or sand in connection with which such report is used or relied upon for any reason whatsoever. This report shall not be reproduced, in whole or in part, without the written approval of Core Laboratories.

CORE LABORATORIES

QUALITY CONTROL RESULTS

Job Number: 972193 Date: 08/28/97

CUSTOMER: Daniel B. Stephens & Associates PROJECT: ENRON ROSWELL/6033.2 ATTN: Bob Marley

Test Method.....: SW-846 6010A Batch.....: 25026 Analyst...: gag
Method Description.: Metals Analysis (ICAP Trace) Units.....: mg/L
Parameter.....: Arsenic (As)

QC	Lab ID	Reagent	QC Result	QC Result	True Value	Orig. Value	Calc. Result	*	Limits	F	Date/Time
MD	972192-4		0.00134			0.00417	0.00283	A	0.01000		08/22/97 1558
MD	972213-1		0.00638			0.00184	0.00454	A	0.01000		08/22/97 1616
PDS	972213-2	970815Z	0.85987		1.000	0.02021	84.0	%	75-125		08/22/97 1632
CCV		970820T	2.36125		2.5		94.5	%	90-110		08/22/97 1643
CCB		970815T	-0.00149						0.01		08/22/97 1659
CCV		970820T	2.39411		2.5		95.8	%	90-110		08/22/97 1816
CCB		970815T	0.00148						0.01		08/22/97 1821
ISB		970817X	0.87226		1.000		87.2	%	80-120		08/22/97 1848
ISB		970818WW	0.94940		1.000		94.9	%	80-120		08/22/97 1853
CCV		970820T	2.29217		2.5		91.7	%	90-110		08/22/97 1904
CCB		970815T	0.00118						0.01		08/22/97 1908

Test Method.....: SW-846 6010A Batch.....: 25026 Analyst...: gag
Method Description.: Metals Analysis (ICAP Trace) Units.....: mg/L
Parameter.....: Lead (Pb)

QC	Lab ID	Reagent	QC Result	QC Result	True Value	Orig. Value	Calc. Result	*	Limits	F	Date/Time
[illegible]		970508T	2.08434		2.00		104.2	%	90-110		08/22/97 0938
ICB		970815T	-0.00066						0.003		08/22/97 0957
ISB		970817X	0.95905		1.000		95.9	%	80-120		08/22/97 1007
ISB		970818WW	1.01137		1.000		101.1	%	80-120		08/22/97 1017
CCV		970820T	1.02597		1.0		102.6	%	90-110		08/22/97 1121
CCB		970815T	-0.00006						0.003		08/22/97 1132
CCV		970820T	1.01281		1.0		101.3	%	90-110		08/22/97 1416
CCB		970815T	0.00036						0.003		08/22/97 1423
MB		0814	0.00153						0.003		08/22/97 1501
LCS		970813H	1.04923		1.00		104.9	%	80-120		08/22/97 1504
MS	972192-1	970815Z	1.00405		1.000	-0.00083	100.5	%	80-120		08/22/97 1516
CCV		970820T	1.08015		1.0		108.0	%	90-110		08/22/97 1532
CCB		970815T	0.00074						0.003		08/22/97 1539
MD	972192-4		-0.00055			0.00017	0.00072	A	0.00300		08/22/97 1558
MD	972213-1		0.00135			0.00056	0.00079	A	0.00300		08/22/97 1616
PDS	972213-2	970815Z	0.97983		1.000	0.00114	97.9	%	75-125		08/22/97 1632
CCV		970820T	0.95367		1.0		95.4	%	90-110		08/22/97 1643
CCB		970815T	-0.00070						0.003		08/22/97 1659
CCV		970820T	0.97107		1.0		97.1	%	90-110		08/22/97 1816
CCB		970815T	-0.00016						0.003		08/22/97 1821
ISB		970817X	0.85069		1.000		85.1	%	80-120		08/22/97 1848
ISB		970818WW	0.92810		1.000		92.8	%	80-120		08/22/97 1853
CCV		970820T	0.96245		1.0		96.2	%	90-110		08/22/97 1904
CCB		970815T	0.00134						0.003		08/22/97 1908

Test Method.....: SW-846 6010A Batch.....: 25026 Analyst...: gag
Method Description.: Metals Analysis (ICAP Trace) Units.....: mg/L
Parameter.....: Selenium (Se)

QC	Lab ID	Reagent	QC Result	QC Result	True Value	Orig. Value	Calc. Result	*	Limits	F	Date/Time
[illegible]		970508T	2.05364		2.00		102.7	%	90-110		08/22/97 0938
		970815T	0.00163						0.01		08/22/97 0957

* %-% REC R-RPD A-ABS Diff. D-% Diff.

The analytical results, opinions or interpretations contained in this report are based upon information and material supplied by the client for whose exclusive and confidential use this report has been made. The analytical results, opinions or interpretations expressed represent the best judgment of Core Laboratories. Core Laboratories, however, makes no warranty or representation, express or implied, of any type, and expressly disclaims same as to the productivity, proper operations or profitabileness of any oil, gas, coal or other mineral property, well or sand in connection with which such report is used or relied upon for any reason whatsoever. This report shall not be reproduced, in whole or in part, without the written approval of Core Laboratories.

CORE LABORATORIES

QUALITY CONTROL RESULTS

Job Number: 972193 Date: 08/28/97

CUSTOMER: Daniel B. Stephens & Associates PROJECT: ENRON ROSWELL/6033.2 ATTN: Bob Marley

Test Method.....: SW-846 6010A Batch.....: 25026 Analyst...: gag
Method Description.: Metals Analysis (ICAP Trace) Units.....: mg/L
Parameter.....: Selenium (Se)

QC	Lab ID	Reagent	QC Result	QC Result	True Value	Orig. Value	Calc. Result	*	Limits	F	Date/Time
ISB		970817X	0.95812		1.000		95.8	%	80-120		08/22/97 1007
ISB		970818WW	0.97128		1.000		97.1	%	80-120		08/22/97 1017
CCV		970820T	2.44620		2.5		97.8	%	90-110		08/22/97 1121
CCB		970815T	0.00019						0.01		08/22/97 1132
CCV		970820T	2.39661		2.5		95.9	%	90-110		08/22/97 1416
CCB		970815T	0.00077						0.01		08/22/97 1423
MB		0814	-0.00054						0.01		08/22/97 1501
LCS		970813H	0.86464		1.00		86.5	%	80-120		08/22/97 1504
MS	972192-1	970815Z	0.89999		1.000	0.00255	89.7	%	80-120		08/22/97 1516
CCV		970820T	2.43088		2.5		97.2	%	90-110		08/22/97 1532
CCB		970815T	-0.00079						0.01		08/22/97 1539
MD	972192-4		-0.00078			-0.00218	0.00140	A	0.01000		08/22/97 1558
MD	972213-1		-0.00462			-0.00571	0.00109	A	0.01000		08/22/97 1616
PDS	972213-2	970815Z	0.80983		1.000	0.00257	80.7	%	75-125		08/22/97 1632
CCV		970820T	2.35116		2.5		94.0	%	90-110		08/22/97 1643
CCB		970815T	-0.00278						0.01		08/22/97 1659
CCV		970820T	2.40429		2.5		96.2	%	90-110		08/22/97 1816
CCB		970815T	0.00180						0.01		08/22/97 1821
[illegible]		970817X	0.88541		1.000		88.5	%	80-120		08/22/97 1848
[illegible]		970818WW	0.90507		1.000		90.5	%	80-120		08/22/97 1853
CCV		970820T	2.31105		2.5		92.4	%	90-110		08/22/97 1904
CCB		970815T	-0.00090						0.01		08/22/97 1908

* %-% REC R-RPD A-ABS Diff. D-% Diff.

The analytical results, opinions or interpretations contained in this report are based upon information and material supplied by the client for whose exclusive and confidential use this report has been made. The analytical results, opinions or interpretations expressed represent the best judgment of Core Laboratories. Core Laboratories, however, makes no warranty or representation, express or implied, of any type, and expressly disclaims same as to the productivity, proper operations or profitableness of any oil, gas, coal or other mineral property, well or sand in connection with which such report is used or relied upon for any reason whatsoever. This report shall not be reproduced, in whole or in part, without the written approval of Core Laboratories.

CORE LABORATORIES

QUALITY CONTROL RESULTS

Job Number: 972193 Date: 08/28/97

CUSTOMER: Daniel B. Stephens & Associates PROJECT: ENRON ROSWELL/6033.2 ATTN: Bob Marley

QC Type	Description	Reag. Code	Lab ID	Dilution Factor	Date	Time

Test Method.....: SW-846 8240 Batch.....: 24741 Analyst ...: klk
Method Description.: Volatile Organics Units.....: ug/L

RS	Reference Standard	V970814B			08/14/97	0918

Parameter/Test Description	QC Result	QC Result	True Value	Orig. Value	Calc. Result	*	Limits	F
Benzene	55.35		50.3		110.0	%	70-130	
Bromodichloromethane	57.75		50.3		114.8	%	70-130	
Bromoform	47.67		50.2		95.0	%	70-130	
Carbon tetrachloride	62.84		50.1		125.4	%	70-130	
Chlorobenzene	51.57		50.2		102.7	%	70-130	
Chloroform	55.61		50.2		110.8	%	70-130	
Dibromochloromethane	53.19		50.2		106.0	%	70-130	
1,1-Dichloroethane	54.34		50.2		108.2	%	70-130	
1,2-Dichloroethane	63.53		50.1		126.8	%	70-130	
1,1-Dichloroethene	59.26		50.2		118.0	%	70-130	
trans-1,2-Dichloroethene	57.84		50.2		115.2	%	70-130	
1,2-Dichloropropane	49.54		50.2		98.7	%	70-130	
Ethylbenzene	55.26		50.2		110.1	%	70-130	
ylene chloride	55.92		50.2		111.4	%	70-130	
,2,2-Tetrachloroethane	50.35		50.3		100.1	%	70-130	
Tetrachloroethene	54.04		50.2		107.6	%	70-130	
Toluene	54.64		50.2		108.8	%	70-130	
1,1,1-Trichloroethane	58.28		50.2		116.1	%	70-130	
1,1,2-Trichloroethane	53.76		50.2		107.1	%	70-130	
Trichloroethene	59.52		50.2		118.6	%	70-130	

MB	Method Blank	CHD04			08/14/97	0953

Parameter/Test Description	QC Result	QC Result	True Value	Orig. Value	Calc. Result	*	Limits	F
Acetone	ND						100	
Benzene	ND						1	
Bromodichloromethane	ND						5	
Bromoform	ND						5	
Bromomethane	ND						10	
Methyl ethyl ketone (2-Butanone)	ND						100	
Carbon disulfide	ND						5	
Carbon tetrachloride	ND						5	
Chlorobenzene	ND						5	
Chloroethane	ND						10	
2-Chloroethylvinyl ether	ND						10	
Chloroform	ND						5	
Chloromethane	ND						10	
Dibromochloromethane	ND						5	
1,1-Dichloroethane	ND						5	
1,2-Dichloroethane	ND						5	
1,1-Dichloroethene	ND						5	
trans-1,2-Dichloroethene	ND						5	
1,2-Dichloropropane	ND						5	
cis-1,3-Dichloropropene	ND						5	
trans-1,3-Dichloropropene	ND						5	
lbenzene	ND						5	

* %-% REC R-RPD A-ABS Diff. D-% Diff.

The analytical results, opinions or interpretations contained in this report are based upon information and material supplied by the client for whose exclusive and confidential use this report has been made. The analytical results, opinions or interpretations expressed represent the best judgment of Core Laboratories. Core Laboratories, however, makes no warranty or representation, express or implied, of any type, and expressly disclaims same as to the productivity, proper operations or profitableness of any oil, gas, coal, or other mineral, property, well or sand in connection with which such report is used or relied upon for any reason whatsoever. This report shall not be reproduced, in whole or in part, without the written approval of Core Laboratories.

CORE LABORATORIES

QUALITY CONTROL RESULTS

Job Number: 972193 Date: 08/28/97

CUSTOMER: Daniel B. Stephens & Associates PROJECT: ENRON ROSWELL/6033.2 ATTN: Bob Marley

QC Type	Description	Reag. Code	Lab ID	Dilution Factor	Date	Time
MB	Method Blank	CHD04			08/14/97	0953

Parameter/Test Description	QC Result	QC Result	True Value	Orig. Value	Calc. Result	*	Limits	F
2-Hexanone	ND						50	
Methylene chloride	ND						5	
4-Methyl-2-pentanone (MIBK)	ND						50	
Styrene	ND						5	
1,1,2,2-Tetrachloroethane	ND						5	
Tetrachloroethene	ND						5	
Toluene	ND						5	
1,1,1-Trichloroethane	ND						5	
1,1,2-Trichloroethane	ND						5	
Trichloroethene	ND						5	
Vinyl acetate	ND						50	
Vinyl chloride	ND						10	
Xylenes (total)	ND						5	

Test Method.....: SW-846 8270 Batch.....: 25036 Analyst ...: dmj
Method Description.: Semivolatile Organics Units.....: ug/L

MB	Method Blank	MB3321			08/19/97	1113

Parameter/Test Description	QC Result	QC Result	True Value	Orig. Value	Calc. Result	*	Limits	F
Acenaphthene	ND						10	
Acenaphthylene	ND						10	
Anthracene	ND						10	
Benzidine	ND						50	
Benzo(a)anthracene	ND						10	
Benzo(b)fluoranthene	ND						10	
Benzo(k)fluoranthene	ND						10	
Benzo(ghi)perylene	ND						10	
Benzo(a)pyrene	ND						10	
Benzyl alcohol	ND						20	
Butyl benzyl phthalate	ND						10	
Bis(2-chloroethoxy)methane	ND						10	
Bis(2-chloroethyl)ether	ND						10	
Bis(2-chloroisopropyl)ether	ND						10	
Bis(2-ethylhexyl)phthalate	ND						10	
4-Bromophenyl phenyl ether	ND						10	
4-Chloroaniline	ND						10	
2-Chloronaphthalene	ND						10	
4-Chlorophenyl phenyl ether	ND						10	
Chrysene	ND						10	
Dibenzo(a,h)anthracene	ND						10	
Dibenzofuran	ND						10	
1,2-Dichlorobenzene	ND						10	
1,3-Dichlorobenzene	ND						10	
1,4-Dichlorobenzene	ND						10	
3,3-Dichlorobenzidine	ND						20	
Diethyl phthalate	ND						10	
Dimethyl phthalate	ND						10	
Di-n-butyl phthalate	ND						10	

* %-% REC R-RPD A-ABS Diff. D-% Diff.

The analytical results, opinions or interpretations contained in this report are based upon information and material supplied by the client for whose exclusive and confidential use this report has been made. The analytical results, opinions or interpretations expressed represent the best judgment of Core Laboratories. Core Laboratories, however, makes no warranty or representation, express or implied, of any type, and expressly disclaims same as to the productivity, proper operations or profitableness of any oil, gas, coal or other mineral property, well or sand in connection with which such report is used or relied upon for any reason whatsoever. This report shall not be reproduced, in whole or in part, without the written approval of Core Laboratories.

CORE LABORATORIES

QUALITY CONTROL RESULTS

Job Number: 972193 Date: 08/28/97

CUSTOMER: Daniel B. Stephens & Associates PROJECT: ENRON ROSWELL/6033.2 ATTN: Bob Marley

QC Type	Description	Reag. Code	Lab ID	Dilution Factor	Date Time
MB	Method Blank	MB3321			08/19/97 1113

Parameter/Test Description	QC Result	QC Result	True Value	Orig. Value	Calc. Result	*	Limits	F
Di-n-octyl phthalate	ND						10	
2,4-Dinitrotoluene	ND						10	
2,6-Dinitrotoluene	ND						10	
Fluoranthene	ND						10	
Fluorene	ND						10	
Hexachlorobenzene	ND						10	
Hexachlorobutadiene	ND						10	
Hexachlorocyclopentadiene	ND						10	
Hexachloroethane	ND						10	
Indeno(1,2,3-cd)pyrene	ND						10	
Isophorone	ND						10	
2-Methylnaphthalene	ND						10	
Naphthalene	ND						10	
o-Nitroaniline	ND						50	
m-Nitroaniline	ND						50	
p-Nitroaniline	ND						50	
Nitrobenzene	ND						10	
n-Nitrosodi-n-propylamine	ND						10	
ıtrosodiphenylamine	ND						10	
ıanthrene	ND						10	
Pyrene	ND						10	
1,2,4-Trichlorobenzene	ND						10	
Benzoic acid	ND						50	
4-Chloro-3-methylphenol	ND						10	
2-Chlorophenol	ND						10	
2,4-Dichlorophenol	ND						10	
2,4-Dimethylphenol	ND						10	
2,4-Dinitrophenol	ND						50	
2-Methyl-4,6-dinitrophenol	ND						50	
2-Methylphenol (o-cresol)	ND						10	
4-Methylphenol (p-cresol)	ND						10	
2-Nitrophenol	ND						10	
4-Nitrophenol	ND						50	
Pentachlorophenol	ND						50	
Phenol	ND						10	
2,4,5-Trichlorophenol	ND						10	
2,4,6-Trichlorophenol	ND						10	

LCS	Laboratory Control Sample	B970613A			08/20/97 0010

Parameter/Test Description	QC Result	QC Result	True Value	Orig. Value	Calc. Result	*	Limits	F
Acenaphthene	90.22		100.0		90.2	%	46-118	
1,4-Dichlorobenzene	69.27		100.3		69.1	%	36-97	
2,4-Dinitrotoluene	96.12		100.1		96.0	%	24-96	
n-Nitrosodi-n-propylamine	107.76		100.0		107.8	%	41-116	
Pyrene	102.55		100.1		102.4	%	26-127	
1,2,4-Trichlorobenzene	78.02		100.0		78.0	%	39-98	
4-Chloro-3-methylphenol	98.08		99.84		98.2	%	23-97	
2-Chlorophenol	82.90		99.78		83.1	%	27-123	
4-Nitrophenol	101.96		99.75		102.2	%	10-80	
achlorophenol	98.08		99.74		98.3	%	9-103	

* %-% REC R-RPD A-ABS Diff. D-% Diff.

The analytical results, opinions or interpretations contained in this report are based upon information and material supplied by the client for whose exclusive and confidential use this report has been made. The analytical results, opinions or interpretations expressed represent the best judgment of Core Laboratories. Core Laboratories, however, makes no warranty or representation, express or implied, of any type, and expressly disclaims same as to the productivity, proper operations or profitableness of any oil, gas, coal or other mineral, property, well or sand, in connection with which such report is used or relied upon for any reason whatsoever. This report shall not be reproduced, in whole or in part, without the written approval of Core Laboratories.

CORE LABORATORIES

QUALITY CONTROL RESULTS

Job Number: 972193 Date: 08/28/97

CUSTOMER: Daniel B. Stephens & Associates PROJECT: ENRON ROSWELL/6033.2 ATTN: Bob Marley

QC Type	Description	Reag. Code	Lab ID	Dilution Factor	Date Time
LCS	Laboratory Control Sample	B970613A			08/20/97 0010

Parameter/Test Description	QC Result	QC Result	True Value	Orig. Value	Calc. Result	*	Limits	F
Phenol	86.65		99.72		86.9	%	12-110	

MS	Matrix Spike	B970613A	972141-1		08/20/97 0203

Parameter/Test Description	QC Result	QC Result	True Value	Orig. Value	Calc. Result	*	Limits	F
Acenaphthene	73.87		100.0	ND	73.9	%	46-118	
1,4-Dichlorobenzene	54.61		100.3	ND	54.4	%	36-97	
2,4-Dinitrotoluene	91.08		100.1	ND	91.0	%	24-96	
n-Nitrosodi-n-propylamine	78.22		100.0	ND	78.2	%	41-116	
Pyrene	104.21		100.1	ND	104.1	%	26-127	
1,2,4-Trichlorobenzene	62.51		100.0	ND	62.5	%	39-98	
4-Chloro-3-methylphenol	94.77		99.84	ND	94.9	%	23-97	
2-Chlorophenol	69.03		99.78	ND	69.2	%	27-123	
4-Nitrophenol	115.07		99.75	ND	115.4	%	10-80	Y
Pentachlorophenol	120.19		99.74	ND	120.5	%	9-103	Y
Phenol	73.57		99.72	ND	73.8	%	12-110	

MSD	Matrix Spike Duplicate	B970613A	972141-1		08/20/97 0300

Parameter/Test Description	QC Result	QC Result	True Value	Orig. Value	Calc. Result	*	Limits	F
Acenaphthene	75.40	73.87	100.0	ND	75.4	%	46-118	
					2.0	R	31	
1,4-Dichlorobenzene	56.36	54.61	100.3	ND	56.2	%	36-97	
					3.2	R	28	
2,4-Dinitrotoluene	92.90	91.08	100.1	ND	92.8	%	24-96	
					2.0	R	38	
n-Nitrosodi-n-propylamine	77.93	78.22	100.0	ND	77.9	%	41-116	
					0.4	R	38	
Pyrene	101.99	104.21	100.1	ND	101.9	%	26-127	
					2.2	R	31	
1,2,4-Trichlorobenzene	64.19	62.51	100.0	ND	64.2	%	39-98	
					2.7	R	28	
4-Chloro-3-methylphenol	92.01	94.77	99.84	ND	92.2	%	23-97	
					3.0	R	42	
2-Chlorophenol	68.27	69.03	99.78	ND	68.4	%	27-123	
					1.1	R	40	
4-Nitrophenol	115.89	115.07	99.75	ND	116.2	%	10-80	Y
					0.7	R	50	
Pentachlorophenol	118.68	120.19	99.74	ND	119.0	%	9-103	Y
					1.3	R	50	
Phenol	70.92	73.57	99.72	ND	71.1	%	12-110	
					3.7	R	42	

* %-% REC R-RPD A-ABS Diff. D-% Diff.

The analytical results, opinions or interpretations contained in this report are based upon information and material supplied by the client for whose exclusive and confidential use this report has been made. The analytical results, opinions or interpretations expressed represent the best judgment of Core Laboratories. Core Laboratories, however, makes no warranty or representation, express or implied, of any kind, and expressly disclaims same as to the productivity, proper operations or profitableness of any oil, gas, coal or other mineral, property, well or sand in connection with which such report is used or relied upon for any reason whatsoever. This report may not be reproduced, in whole or in part, without the written approval of Core Laboratories.

CORE LABORATORIES

QUALITY CONTROL RESULTS

Job Number: 972193 Date: 08/28/97

CUSTOMER: Daniel B. Stephens & Associates PROJECT: ENRON ROSWELL/6033.2 ATTN: Bob Marley

QC Type	Description	Reag. Code	Lab ID	Dilution Factor	Date	Time

Test Method.....: SW-846 8080 Batch.....: 25054 Analyst ...: smc
Method Description.: PCB Analysis Units.....: ug/L

MB	Method Blank	3313			08/22/97	1710

Parameter/Test Description	QC Result	QC Result	True Value	Orig. Value	Calc. Result	*	Limits	F
Aroclor 1016	ND						0.5	
Aroclor 1221	ND						0.5	
Aroclor 1232	ND						0.5	
Aroclor 1242	ND						0.5	
Aroclor 1248	ND						0.5	
Aroclor 1254	ND						0.5	
Aroclor 1260	ND						0.5	
Aroclor 1262	ND						0.5	
Aroclor 1268	ND						0.5	

LCS	Laboratory Control Sample	P970502B		10.0	08/22/97	1739

Parameter/Test Description	QC Result	QC Result	True Value	Orig. Value	Calc. Result	*	Limits	F
Aroclor 1254	0.228		0.200000		114.0	%	29-131	

* %-% REC R-RPD A-ABS Diff. D-% Diff.

The analytical results, opinions or interpretations contained in this report are based upon information and material supplied by the client for whose exclusive and confidential use this report has been made. The analytical results, opinions or interpretations expressed represent the best judgment of Core Laboratories. Core Laboratories, however, makes no warranty or representation, express or implied, of any type, and expressly disclaims same as to the productivity, proper operations or profitableness of any oil, gas, coal or other mineral, property, well or sand in connection with which such report is used or relied upon for any reason whatsoever. This report shall not be reproduced, in whole or in part, without the written approval of Core Laboratories.

CORE LABORATORIES

SURROGATE RECOVERIES REPORT

Job Number.: 972193

Report Date: 08/28/97

CUSTOMER: Daniel B. Stephens & Associates PROJECT: ENRON ROSWELL/6033.2 ATTN: Bob Marley

Method.....: SW-846 8240
Method Code.....: 8240

Batch.....: 24741
Analyst.....: klk

Surrogate	Units
4-Bromofluorobenzene	ug/L

Lab ID	Matrix	QC Type	Dilution	Result	True Value	Percent Recovery	Limits	Flag	Date	Time
		RS		47.57	50.172	94.8	86-115		08/14/97	0918
		MB		47.52	50.172	94.7	86-115		08/14/97	0953
972192-1				46.89	50.172	93.5	86-115		08/14/97	1216
972192-2				45.05	50.172	89.8	86-115		08/14/97	1251
972192-3				46.95	50.172	93.6	86-115		08/14/97	1327
972192-4				46.77	50.172	93.2	86-115		08/14/97	1427
972193-1				47.78	50.172	95.2	86-115		08/14/97	1438

Surrogate	Units
Dibromofluoromethane	ug/L

Lab ID	Matrix	QC Type	Dilution	Result	True Value	Percent Recovery	Limits	Flag	Date	Time
		RS		45.02	50.190	89.7	86-118		08/14/97	0918
		MB		44.17	50.190	88.0	86-118		08/14/97	0953
972192-1				44.92	50.190	89.5	86-118		08/14/97	1216
972192-2				45.77	50.190	91.2	86-118		08/14/97	1251
972192-3				45.12	50.190	89.9	86-118		08/14/97	1327
972192-4				46.30	50.190	92.2	86-118		08/14/97	1427
972193-1				45.44	50.190	90.5	86-118		08/14/97	1438

Surrogate	Units
Toluene-d8	ug/L

Lab ID	Matrix	QC Type	Dilution	Result	True Value	Percent Recovery	Limits	Flag	Date	Time
		RS		46.82	50.175	93.3	88-110		08/14/97	0918
		MB		47.31	50.175	94.3	88-110		08/14/97	0953
972192-1				46.85	50.175	93.4	88-110		08/14/97	1216
972192-2				47.45	50.175	94.6	88-110		08/14/97	1251
972192-3				47.74	50.175	95.1	88-110		08/14/97	1327
972192-4				47.01	50.175	93.7	88-110		08/14/97	1427
972193-1				47.72	50.175	95.1	88-110		08/14/97	1438

The analytical results, opinions or interpretations contained in this report are based upon information and material supplied by the client for whose exclusive and confidential use this report has been made. The analytical results, opinions or interpretations expressed represent the best judgment of Core Laboratories. Core Laboratories, however, makes no warranty or representation, express or implied, of any type, and expressly disclaims same as to the productivity, proper operations or profitableness of any oil, gas, coal or other mineral, property, well or sand in connection with which such report is used or relied upon for any reason whatsoever. This report shall not be reproduced, in whole or in part, without the written approval of Core Laboratories.

CORE LABORATORIES

SURROGATE RECOVERIES REPORT

Job Number.: 972193

Report Date: 08/28/97

CUSTOMER: Daniel B. Stephens & Associates PROJECT: ENRON ROSWELL/6033.2 ATTN: Bob Marley

Method.....: SW-846 8270
Method Code.....: 8270

Batch.....: 25036
Analyst.....: dmj

Surrogate	Units
2,4,6-Tribromophenol	ug/L

Lab ID	Matrix	QC Type	Dilution	Result	True Value	Percent Recovery	Limits	Flag	Date	Time
		MB	1.00	86.93	100.51	86	10-123		08/19/97	1113
		LCS	1.00	102.73	100.51	102	10-123		08/20/97	0010
972141-1			1.00	109.43	100.51	109	10-123		08/20/97	0107
972141-1		MS		107.18	100.51	107	10-123		08/20/97	0203
972141-1		MSD		105.45	100.51	105	10-123		08/20/97	0300
972192-1			1.00	95.87	100.51	95	10-123		08/22/97	1253
972192-2			1.00	105.50	100.51	105	10-123		08/22/97	1351
972192-3			1.00	86.49	100.51	86	10-123		08/22/97	1449
972192-4			1.00	86.64	100.51	86	10-123		08/22/97	1547
972193-1			1.00	95.77	100.51	95	10-123		08/22/97	1646

Surrogate	Units
Fluorobiphenyl	ug/L

Lab ID	Matrix	QC Type	Dilution	Result	True Value	Percent Recovery	Limits	Flag	Date	Time
		MB	1.00	39.40	50.00	79	43-116		08/19/97	1113
		LCS	1.00	46.84	50.00	94	43-116		08/20/97	0010
972141-1			1.00	39.30	50.00	79	43-116		08/20/97	0107
972141-1		MS		36.99	50.00	74	43-116		08/20/97	0203
972141-1		MSD		37.88	50.00	76	43-116		08/20/97	0300
972192-1			1.00	41.41	50.00	83	43-116		08/22/97	1253
972192-2			1.00	39.08	50.00	78	43-116		08/22/97	1351
972192-3			1.00	27.35	50.00	55	43-116		08/22/97	1449
972192-4			1.00	34.80	50.00	70	43-116		08/22/97	1547
972193-1			1.00	38.32	50.00	77	43-116		08/22/97	1646

Surrogate	Units
2-Fluorophenol	ug/L

Lab ID	Matrix	QC Type	Dilution	Result	True Value	Percent Recovery	Limits	Flag	Date	Time
		MB	1.00	68.40	99.98	68	21-100		08/19/97	1113
		LCS	1.00	76.68	99.98	77	21-100		08/20/97	0010
972141-1			1.00	69.59	99.98	70	21-100		08/20/97	0107
972141-1		MS		63.16	99.98	63	21-100		08/20/97	0203
972141-1		MSD		62.11	99.98	62	21-100		08/20/97	0300
972192-1			1.00	69.75	99.98	70	21-100		08/22/97	1253
972192-2			1.00	65.34	99.98	65	21-100		08/22/97	1351
972192-3			1.00	46.01	99.98	46	21-100		08/22/97	1449
972192-4			1.00	59.68	99.98	60	21-100		08/22/97	1547
93-1			1.00	65.28	99.98	65	21-100		08/22/97	1646

The analytical results, opinions or interpretations contained in this report are based upon information and material supplied by the client for whose exclusive and confidential use this report has been made. The analytical results, opinions or interpretations expressed represent the best judgment of Core Laboratories. Core Laboratories, however, makes no warranty or representation, express or implied, of any type, and expressly disclaims same as to the productivity, proper operations or profitableness of any oil, gas, coal or other mineral property, well or sand in connection with which such report is used or relied upon for any reason whatsoever. This report shall not be reproduced, in whole or in part, without the written approval of Core Laboratories.

CORE LABORATORIES

SURROGATE RECOVERIES REPORT

Job Number.: 972193 Report Date: 08/28/97

CUSTOMER: Daniel B. Stephens & Associates PROJECT: ENRON ROSWELL/6033.2 ATTN: Bob Marley

Surrogate	Units
Nitrobenzene-d5	ug/L

Lab ID	Matrix	QC Type	Dilution	Result	True Value	Percent Recovery	Limits	Flag	Date	Time
		MB	1.00	41.33	50.07	83	35-114		08/19/97	1113
		LCS	1.00	48.52	50.07	97	35-114		08/20/97	0010
972141-1			1.00	40.20	50.07	80	35-114		08/20/97	0107
972141-1		MS		37.43	50.07	75	35-114		08/20/97	0203
972141-1		MSD		38.64	50.07	77	35-114		08/20/97	0300
972192-1			1.00	44.88	50.07	90	35-114		08/22/97	1253
972192-2			1.00	39.95	50.07	80	35-114		08/22/97	1351
972192-3			1.00	29.22	50.07	58	35-114		08/22/97	1449
972192-4			1.00	38.13	50.07	76	35-114		08/22/97	1547
972193-1			1.00	41.77	50.07	83	35-114		08/22/97	1646

Surrogate	Units
Phenol-d6	ug/L

Lab ID	Matrix	QC Type	Dilution	Result	True Value	Percent Recovery	Limits	Flag	Date	Time
		MB	1.00	77.01	100.40	77	10-94		08/19/97	1113
		LCS	1.00	94.19	100.40	94	10-94		08/20/97	0010
972141-1			1.00	84.06	100.40	84	10-94		08/20/97	0107
972141-1		MS		78.59	100.40	78	10-94		08/20/97	0203
972141-1		MSD		75.93	100.40	76	10-94		08/20/97	0300
972192-1			1.00	78.55	100.40	78	10-94		08/22/97	1253
972192-2			1.00	76.08	100.40	76	10-94		08/22/97	1351
972192-3			1.00	54.01	100.40	54	10-94		08/22/97	1449
972192-4			1.00	67.37	100.40	67	10-94		08/22/97	1547
972193-1			1.00	78.14	100.40	78	10-94		08/22/97	1646

Surrogate	Units
Terphenyl-d14	ug/L

Lab ID	Matrix	QC Type	Dilution	Result	True Value	Percent Recovery	Limits	Flag	Date	Time
		MB	1.00	55.67	50.02	111	33-141		08/19/97	1113
		LCS	1.00	56.28	50.02	113	33-141		08/20/97	0010
972141-1			1.00	47.48	50.02	95	33-141		08/20/97	0107
972141-1		MS		39.38	50.02	79	33-141		08/20/97	0203
972141-1		MSD		30.91	50.02	62	33-141		08/20/97	0300
972192-1			1.00	53.06	50.02	106	33-141		08/22/97	1253
972192-2			1.00	50.76	50.02	101	33-141		08/22/97	1351
972192-3			1.00	45.22	50.02	90	33-141		08/22/97	1449
972192-4			1.00	50.69	50.02	101	33-141		08/22/97	1547
972193-1			1.00	23.74	50.02	47	33-141		08/22/97	1646

The analytical results, opinions or interpretations contained in this report are based upon information and material supplied by the client for whose exclusive and confidential use this report has been made. The analytical results, opinions or interpretations expressed represent the best judgment of Core Laboratories. Core Laboratories, however, makes no warranty or representation, express or implied, of any kind, and expressly disclaims same as to the productivity, proper operations or profitableness of any oil, gas, coal or other mineral property, well or sand, in connection with which such report is used or relied upon for any reason whatsoever. This report shall not be reproduced, in whole or in part, without the written approval of Core Laboratories.

CORE LABORATORIES

SURROGATE RECOVERIES REPORT

Job Number.: 972193

Report Date: 08/28/97

CUSTOMER: Daniel B. Stephens & Associates PROJECT: ENRON ROSWELL/6033.2 ATTN: Bob Marley

Method.....: SW-846 8080
Method Code.....: 8080PC

Batch.....: 25054
Analyst.....: smc

Surrogate	Units
2,4,5,6-Tetrachloro-m-xylene	ug/L

Lab ID	Matrix	QC Type	Dilution	Result	True Value	Percent Recovery	Limits	Flag	Date	Time
		MB		0.0208	0.02004	104	60-150		08/22/97	1710
		LCS		0.0221	0.02004	110	60-150		08/22/97	1739
972192-1				0.0215	0.02004	107	60-150		08/22/97	1808
972192-2				0.0225	0.02004	112	60-150		08/22/97	1837
972192-3				0.0219	0.02004	109	60-150		08/22/97	1907
972192-4				0.0217	0.02004	108	60-150		08/22/97	1936
972193-1				0.0215	0.02004	107	60-150		08/22/97	2005

Surrogate	Units
Decachlorobiphenyl	ug/L

Lab ID	Matrix	QC Type	Dilution	Result	True Value	Percent Recovery	Limits	Flag	Date	Time
		MB		0.0223	0.02004	111	60-150		08/22/97	1710
		LCS		0.0229	0.02004	114	60-150		08/22/97	1739
972192-1				0.0220	0.02004	110	60-150		08/22/97	1808
972192-2				0.0226	0.02004	113	60-150		08/22/97	1837
972192-3				0.0226	0.02004	113	60-150		08/22/97	1907
972192-4				0.0219	0.02004	109	60-150		08/22/97	1936
972193-1				0.0221	0.02004	110	60-150		08/22/97	2005

The analytical results, opinions or interpretations contained in this report are based upon information and material supplied by the client for whose exclusive and confidential use this report has been made. The analytical results, opinions or interpretations expressed represent the best judgment of Core Laboratories. Core Laboratories, however, makes no warranty or representation, express or implied, of any type, and expressly disclaims same as to the productivity, proper operations or profitableness of any oil, gas, coal or other mineral, property, well or sand in connection with which such report is used or relied upon for any reason whatsoever. This report shall not be reproduced, in whole or in part, without the written approval of Core Laboratories.

CORE LABORATORIES

QUALITY ASSURANCE METHODS

REFERENCES AND NOTES

Report Date: 08/28/97

	WATER LIMITS Recovery	WATER LIMITS RPD	SOIL LIMITS Recovery	SOIL LIMITS RPD
VOLATILE ORGANICS				
Methods 602/8020 Surrogate				
Bromofluorobenzene	89-110%		78-123%	
Methods 602/8020 Spike/Spike Duplicate				
Benzene	39-150%	25	75-125%	25
Ethylbenzene	32-160%	25	60-140%	25
Toluene	46-148%	25	70-130%	25
Xylenes	75-125%	25	61-139%	25
Method 8015 Mod. Spike/Spike Duplicate				
TVPH	75-125%	20	48-152%	20
TEPH	54-135%	20	54-135%	20
Methods 624/8240/8260 Surrogates				
Dibromofluoromethane	86-118%		80-120%	
Toluene-(d8)	88-110%		81-117%	
4-Bromofluorobenzene	86-115%		74-121%	
Method 524.2 Surrogates				
4-Bromofluorobenzene	80-120%			
1,4-Dichlorobenzene-d4	80-120%			
Methods 624/8240 Spike/Spike Duplicate				
1,1-Dichloroethene	61-145%	14	59-172%	22
Trichloroethene	71-120%	14	62-137%	24
Benzene	76-127%	11	66-142%	21
Toluene	76-125%	13	59-139%	21
Chlorobenzene	75-130%	13	60-133%	21
Method 8260 Spike/Spike Duplicate				
1,1-Dichloroethene	70-130%	14	70-130%	22
Trichloroethene	71-120%	14	70-130%	24
Benzene	76-127%	11	70-130%	21
Toluene	76-125%	13	70-130%	21
Chlorobenzene	75-130%	13	70-130%	21
Method 524.2 Spike/Spike Duplicate				
1,1-Dichloroethene	80-120%	14		
Trichloroethene	80-120%	14		
Benzene	80-120%	11		
Toluene	80-120%	13		
Chlorobenzene	80-120%	13		
PESTICIDES AND PCB'S				
Methods 608/8080 Surrogates				
Tetrachloro-m-xylene	60-150%		60-150%	
4,4'-Dichlorobiphenyl	60-150%		60-150%	
Decachlorobiphenyl	60-150%		60-150%	
Method 8140 Surrogates				
Tributylphosphate	36-152%		36-152%	
Triphenylphosphate	36-152%		36-152%	

The analytical results, opinions or interpretations contained in this report are based upon information and material supplied by the client for whose exclusive and confidential use this report has been made. The analytical results, opinions or interpretations expressed represent the best judgment of Core Laboratories. Core Laboratories, however, makes no warranty or representation, express or implied, of any kind, and expressly disclaims same as to the productivity, proper operations or profitableness of any oil, gas, coal or other mineral property, well or sand in connection with which such report is used or relied upon for any reason whatsoever. This report shall not be reproduced, in whole or in part, without the written approval of Core Laboratories.

QUALITY ASSURANCE METHODS

REFERENCES AND NOTES

Report Date: 08/28/97

	WATER LIMITS Recovery	WATER LIMITS RPD	SOIL LIMITS Recovery	SOIL LIMITS RPD
SEMIVOLATILE ORGANICS				
Methods 625/8270 Surrogates				
Nitrobenzene-d5	35-114%		23-120%	
2-Fluorobiphenyl	43-116%		30-115%	
4-Terphenyl-d14	33-141%		18-137%	
Phenol-d6	10-94%		24-113%	
2-Fluorophenol	21-100%		25-121%	
2,4,6-Tribromophenol	10-123%		19-122%	
Methods 625/8270 Spike/Spike Duplicate				
Phenol	12-110%	42	26-90%	35
2-Chlorophenol	27-123%	40	25-102%	50
1,4-Dichlorobenzene	36-97%	28	28-104%	27
N-Nitroso-di-n-propylamine	41-116%	38	41-126%	38
1,2,4-Trichlorobenzene	39-98%	28	38-107%	23
4-Chloro-3-methylphenol	23-97%	42	26-103%	33
Acenaphthene	46-118%	31	31-137%	19
4-Nitrophenol	10-80%	50	11-114%	50
2,4-Dintrotoluene	24-96%	38	28-89%	47
Pentachlorophenol	9-103%	50	17-109%	47
Pyrene	26-127%	31	35-142%	36
HERBICIDES				
Method 8150 Surrogate				
2,4-Dichlorophenylacetic acid	50-150%		50-150%	
Method 8150 Spike/Spike Duplicate				
2,4-D	41-126%	25	41-126%	25
2,4,5-T	45-119%	25	45-119%	25

The analytical results, opinions or interpretations contained in this report are based upon information and material supplied by the client for whose exclusive and confidential use this report has been made. The analytical results, opinions or interpretations expressed represent the best judgment of Core Laboratories. Core Laboratories, however, makes no warranty or representation, express or implied, of any type, and expressly disclaims same as to the productivity, proper operations or profitableness of any oil, gas, coal or other mineral property, well or sand in connection with which such report is used or relied upon for any reason whatsoever. This report shall not be reproduced, in whole or in part, without the written approval of Core Laboratories

QUALITY ASSURANCE METHODS

REFERENCES AND NOTES

Report Date: 08/28/97

(1) EPA 600/4-79-020 Methods for Chemical Analysis of Water and Wastes, March 1983

(2) EPA SW846 Test Methods for Evaluating Solid Waste, Third Edition, September 1986

(3) EPA SW846 Test Methods for Evaluating Solid Waste, Final Update I, July 1992

(4) EPA SW846 Test Methods for Evaluating Solid Waste, Final Update II, September 1994

(5) EPA SW846 Test Methods for Evaluating Solid Waste, Final Update IIA, August 1993

(6) EPA SW846 Test Methods for Evaluating Solid Waste, Final Update IIB, January 1995

(7) Standard Methods for the Examination of Water and Wastewater, 16th Edition, 1985

(8) Standard Methods for the Examination of Water and Wastewater, 17th Edition, 1989

(9) Standard Methods for the Examination of Water and Wastewater, 18th Edition, 1992

(10) EPA 600/4-80-032 Prescribed Procedures For Measurement Of Radioactivity in Drinking Water, August 1980

(11) EPA 600/8-78-017 Microbiological Methods For Monitoring The Environment, December 1978

(12) Federal Register, July 1, 1990 (40 CFR Part 136)

(13) EPA 600/4-88-03 Methods For The Determination of Organics Compounds in Drinking Water, December 1988

(14) U.S.G.S. Methods For Determination of Inorganic Substances In Water And Fluvial Sediments, Book 5, Chapter A1, 1985

(15) Federal Register, June 7, 1991 (40 CFR Parts 141 & 142)

(16) ASTM Section 11 Water and Environmental Technology, Volume 11.01 Water (1), 1991

(17) Methods of Soil Analysis, American Society of Agronomy, Agronomy No. 9, 1965

(18) ASTM Section 5, Petroleum Products, Lubricants, and Fossil Fuels, Volume 05.05, Gaseous Fuels, Coal, and Coke

(19) EPA 600/2-78-054 Field and Laboratory Methods Applicable To Overburdens and Mine Soils, March 1978

(20) ASTM Part 19, Soils and Rocks; Building Stones, 1981

The analytical results, opinions or interpretations contained in this report are based upon information and material supplied by the client for whose exclusive and confidential use this report has been made. The analytical results, opinions or interpretations expressed represent the best judgment of Core Laboratories. Core Laboratories, however, makes no warranty or representation, express or implied, of any kind, and expressly disclaims same as to the productivity, proper operations or profitableness of any oil, gas, coal or other mineral property, well or sand in connection with which such report is used or relied upon for any reason whatsoever. This report may not be reproduced, in whole or in part, without the written approval of Core Laboratories.

QUALITY ASSURANCE METHODS

REFERENCES AND NOTES

Report Date: 08/28/97

COMMENTS

a) ND = Not detected. NC = Not calculable due to value(s) lower than the detection limit.

b) Data in the QA report may differ from final results due to digestion and/or dilution of samples into analytical ranges. Quality control results are reported "as analyzed" within the instruments established calibration range.

c) The "Time Analyzed" in the QA report refers to the start time of the analytical batch which may not reflect the actual time of each analysis. The "Date Analyzed" is the actual date of analysis.

d) Results for soil and sludge samples are reported on a wet weight basis (i.e. not corrected for percent moisture) unless otherwise indicated.

BLANK QC SAMPLE IDENTIFICATION

MB	Method Blank
EB	Extraction Blank
ICB	Initial Calibration Blank
CCB	Continuing Calibration Blank

SPIKE QC SAMPLE IDENTIFICATION

MS	Method (Matrix) Spike
MSD	Method (Matrix) Spike Duplicate
PDS	Post-Digestion Spike
PSD	Post-Digestion Spike Duplicate
SB	Spike Blank
SBD	Spike Blank Duplicate

REFERENCE STANDARD QC SAMPLE IDENTIFICATION

LCS	Laboratory Control Standard
RS	Reference Standard
ICV	Initial Calibration Verification Standard
CCV	Continuing Calibration Verification Standard
ISA/ISB	ICP Interference Check Sample
ICL	Initial Calibration/Laboratory Control Sample
DSC	Distilled Standard Check
CRI	CRDL Low-Level ICP Standard

DUPLICATE QC SAMPLE IDENTIFICATION

MD	Method (Matrix) Duplicate
ED	Extraction Duplicate
SD	Serial Dilution

Analyses performed by a subcontract laboratory are indicated on the analytical and/or quality control reports under "Technician" using the following codes:

SUBCONTRACT LABORATORY	CODE
Core Laboratories - Anaheim, CA	* AN
Core Laboratories - Casper, WY	* CA
Core Laboratories - Corpus Christi, TX	* CC
Core Laboratories - Edison, NJ	* ED

The analytical results, opinions or interpretations contained in this report are based upon information and material supplied by the client for whose exclusive and confidential use this report has been made. The analytical results, opinions or interpretations expressed represent the best judgment of Core Laboratories. Core Laboratories, however, makes no warranty or representation, express or implied, of any type, and expressly disclaims same as to the productivity, proper operations or profitableness of any oil, gas, coal or other mineral, property, well or sand in connection with which such report is used or relied upon for any reason whatsoever. This report shall not be reproduced, in whole or in part, without the written approval of Core Laboratories.

QUALITY ASSURANCE METHODS

REFERENCES AND NOTES

Report Date: 08/28/97

Core Laboratories - Gulf States - Houston, TX	* HE
Core Laboratories - Houston, TX	* HP
Core Laboratories - Indianapolis, IN	* IN
Core Laboratories - Lake Charles, LA	* LC
Core Laboratories - Long Beach, CA	* LB
Core Laboratories - Tampa, FL	* TP
Core Laboratories - Valparaiso, IN	* VP
Other Subcontract Laboratories	* XX

EXPLANATION OF DATA QUALIFIERS - ORGANIC PARAMETERS

U - This qualifier indicates that the analyte was analyzed for but not detected.
J - This qualifier indicates that the value is an estimate. It is used when a compound is determined to be present based on the mass spectral data but at a concentration less than the practical quantitation limit of the method.
E - This qualifier indicates that a sample result is an estimate because the concentration exceeded the upper calibration range of the instrument.

EXPLANATION OF DATA QUALIFIERS - METALS & INORGANIC PARAMETERS

U - This qualifier indicates that the analyte was analyzed for but not detected.
B - This qualifier indicates that the analyte was detected at a level below the reporting limit but greater than or equal to the instrument detection limit.

EXPLANATION OF DATA FLAGS - ALL PARAMETERS

B - This flag indicates that an analyte is present in the method blank as well as in the sample. The client should consider this when evaluating the data.
E - This flag indicates the reported value is estimated due to sample matrix interference.
W - This flag indicates that a post-digestion spike for GFAA analysis is outside quality control limits.
X - This flag indicates that a surrogate recovery is outside quality control limits.
Y - This flag indicates a spike or spike duplicate recovery is outside quality control limits.
Z - This flag indicates a relative percent difference for a spike and spike duplicate is outside quality control limits.
* - This flag indicates a relative percent difference for a duplicate analysis is outside quality control limits.
^ - This flag indicates a percent recovery for a standard is outside quality control limits.

The analytical results, opinions or interpretations contained in this report are based upon information and material supplied by the client for whose exclusive and confidential use this report has been made. The analytical results, opinions or interpretations expressed represent the best judgment of Core Laboratories. Core Laboratories, however, makes no warranty or representation, express or implied, of any type, and expressly disclaims same as to the productivity, proper operations or profitableness of any oil, gas, coal or other mineral property, well or sand, in connection with which such report is used or relied upon for any reason whatsoever. This report shall not be reproduced, in whole or in part, without the written approval of Core Laboratories.

Job Number 972194
August 28, 1997

CORE LABORATORIES

ANALYTICAL REPORT

JOB NUMBER: 972194

Prepared For:

Daniel B. Stephens & Associates
6020 Academy NE
Suite 100
Albuquerque, NM 87109

Attention: Bob Marley

Date: 08/28/97

Don Morris
Signature

August 28, 1997
Date

Name: Don L. Morris

Title: Project Coordinator

CORE LABORATORIES, INC.
10703 East Bethany Drive
Aurora, CO 80014

PHONE: (303) 751-1780
FAX: (303) 751-1784

The analytical results, opinions or interpretations contained in this report are based upon information and material supplied by the client for whose exclusive and confidential use this report has been made. The analytical results, opinions or interpretations expressed represent the best judgment of Core Laboratories. Core Laboratories, however, makes no warranty or representation, express or implied, of any kind, and expressly disclaims same as to the productivity, proper operations or profitableness of any oil, gas, coal or other mineral property, well or sand in connection with which such report is used or relied upon for any reason whatsoever. This report shall not be reproduced, in whole or in part, without the written approval of Core Laboratories.

CORE LAB

CORE LABORATORIES, INC.

PAGE 1 OF 1

109018

CHAIN OF CUSTODY RECORD

CUSTOMER INFORMATION	PROJECT INFORMATION
COMPANY: DANIEL B. STEPHENS & ASSOC	PROJECT NAME/NUMBER: ENRON ROSWELL / 6033.2
SEND REPORT TO: BOB MARLEY	BILLING INFORMATION
ADDRESS: 6020 ACADEMY NE #100	BILL TO: GEORGE ROBINSON ENRON ENVIRONMENTAL AFFAIRS
ALBUQUERQUE NM 87109	ADDRESS: 1400 SMITH ST HUSTON TX 77002
PHONE: 505-822-9400	PHONE: 713-646-7327
FAX: 505-822-8877	FAX: PO NO.:

LAB JOB NO. 972194

SAMPLE NO.	SAMPLE DESCRIPTION	SAMPLE DATE	SAMPLE TIME	SAMPLE MATRIX	CONTAINER	PRESERV.	NUMBER OF CONTAINERS	TPH	VOCs 8240	PCB, SVOC, PLB METALS					REMARKS / PRECAUTIONS
	CUTTINGS	8/8/97	1045	SOIL	8 OZ 4 OZ	NONE	3	X	X	X					
															Temp 2.0°C

SAMPLER: CLARENCE PIGMAN | SHIPMENT METHOD: FED EX | AIRBILL NO.: 5541655910

REQUIRED TURNAROUND:* [ ] SAME DAY [ ] 24 HOURS [ ] 48 HOURS [ ] 72 HOURS [ ] 5 DAYS [ ] 10 DAYS [X] ROUTINE OTHER

1. RELINQUISHED BY:	DATE	2. RELINQUISHED BY:	DATE	3. RELINQUISHED BY:	DATE
SIGNATURE: Clarence Pigman	8/8/97	SIGNATURE:		SIGNATURE:	
PRINTED NAME/COMPANY: CLARENCE PIGMAN DBS&A	TIME 1200	PRINTED NAME/COMPANY:	TIME	PRINTED NAME/COMPANY:	TIME
1. RECEIVED BY:	DATE	2. RECEIVED BY:	DATE	3. RECEIVED BY:	DATE
SIGNATURE: Ann Kelley	8/9/97	SIGNATURE:		SIGNATURE:	
PRINTED NAME/COMPANY: Ann Kelley CORE	TIME 1105	PRINTED NAME/COMPANY:	TIME	PRINTED NAME/COMPANY:	TIME

* RUSH TURNAROUND MAY REQUIRE SURCHARGE

☐ **Anaheim, CA** 1250 E. Gene Autry Way, Anaheim, CA 92805, (714) 937-1094 Fax (714) 937-1170

☐ **Aurora, CO** 10703 E. Bethany Drive, Aurora, CO 80014, (303) 751-1780 Fax (303) 751-1784

☐ **Casper, WY** 420 W. First Street, Casper, WY 82601, (307) 235-5741 Fax (307) 266-1676

☐ **Corpus Christi, TX** 1733 N. Padre Island Drive, Corpus Christi, TX 78408, (512) 289-2673 Fax (512) 289-2471

☐ **Edison, NJ** 284 Raritan Center Parkway, Edison, NJ 08837, (908) 225-6700 Fax (908) 225-6777

☐ **Houston, TX (Env)** 6310 Rothway Drive, Houston, TX 77040, (713) 690-4444 Fax (713) 690-5646

☐ **Houston, TX (Pet)** 8210 Mosley Road, Houston, TX 77075, (713) 943-9776 Fax (713) 943-3846

☐ **Indianapolis, IN** 7726 Moller Road, Indianapolis, IN 46268, (317) 875-5894 Fax (317) 872-6189

☐ **Lake Charles, LA** 3645 Beglis Parkway, Sulphur, LA 70663, (318) 583-4926 Fax (318) 583-4929

☐ **Long Beach, CA** 3700 Cherry Avenue, Long Beach, CA 90807, (310) 595-8401 Fax (310) 427-5174

☐ **Tampa, FL** 5460 Beaumont Center Blvd., Tampa, FL 33634, (813)884-8268 Fax (813) 885-4938

☐ **Valparaiso, IN** 2400 Cumberland Drive, Valparaiso, IN 46383, (219) 464-2389 Fax (219) 462-2953

CORE LABORATORIES

SAMPLE DELIVERY GROUP NARRATIVE

August 27, 1997

Customer: Daniel B. Stephens and Associates
Project: ENRON ROSWELL/6033.2
Core Laboratories Project Number: 972194

Method 8260 GC/MS Volatiles Analysis:

The matrix spike duplicate analyzed on 8/14/97 had the surrogate dibromofluoromethane below acceptance criteria. All other samples and quality control had this surrogate within acceptance criteria and the MS/MSD had target analytes within acceptance criteria.

Linda L. Benkers
QA/QC Coordinator

Kathy L. Klausmeier
Laboratory Supervisor

The analytical results, opinions or interpretations contained in this report are based upon information and material supplied by the client for whose exclusive and confidential use this report has been made. The analytical results, opinions or interpretations expressed represent the best judgment of Core Laboratories. Core Laboratories, however, makes no warranty or representation, express or implied, of any kind, and expressly disclaims same as to the productivity, proper operations or profitableness of any oil, gas, coal or other mineral, property, well or sand in connection with which such report is used or relied upon for any reason whatsoever. This report shall not be reproduced, in whole or in part, without the written approval of Core Laboratories.

CORE LABORATORIES

Sample Delivery Group Narrative

August 28, 1997

Customer: Daniel B. Stephens & Associates
Project: ENRON ROSWELL/6033.2
Core Laboratories Project Number: 972194

During the analysis and subsequent data review, it was noted that the method duplicate on sample 972195-4 for cadmium and copper was outside of the normal acceptance limits for method duplicates. Upon review of the data, no definitive answer was found to explain the variance although a nonhomogeneous sample matrix is suspected to be a contributing factor. Under a normal CLP reporting format, these values and all associated values would be flagged with an "*" on the final report.

Linda L. Benkers
QA/QC Coordinator

The analytical results, opinions or interpretations contained in this report are based upon information and material supplied by the client for whose exclusive and confidential use this report has been made. The analytical results, opinions or interpretations expressed represent the best judgment of Core Laboratories. Core Laboratories, however, makes no warranty or representation, express or implied, of any type, and expressly disclaims same as to the productivity, proper operations or profitableness of any oil, gas, coal or other mineral property, well or sand in connection with which such report is used or relied upon for any reason whatsoever. This report shall not be reproduced, in whole or in part, without the written approval of Core Laboratories.

CORE LABORATORIES

SAMPLE INFORMATION
Date: 08/28/97

Job Number.: 972194
Customer ..: Daniel B. Stephens & Associates
Attn.....: Bob Marley

Project Number.....: 97000162
Customer Project ID....: ENRON ROSWELL/6033.2
Project Description....: DB Stephens/ 6033.2

Laboratory Sample ID	Customer Sample ID	Sample Matrix	Date Sampled	Time Sampled	Date Received	Time Received
972194-1	CUTTINGS	Soil	08/08/97	10:45	08/09/97	11:05

The analytical results, opinions or interpretations contained in this report are based upon information and material supplied by the client for whose exclusive and confidential use this report has been made. The analytical results, opinions or interpretations expressed represent the best judgment of Core Laboratories. Core Laboratories, however, makes no warranty or representation, express or implied, of any kind, and expressly disclaims same as to the productivity, proper operations or profitableness of any oil, gas, coal or other mineral property, well or sand in connection with which such report is used or relied upon for any reason whatsoever. This report shall not be reproduced, in whole or in part, without the written approval of Core Laboratories.

CORE LABORATORIES

LABORATORY TEST RESULTS

Job Number: 972194 Date: 08/28/97

CUSTOMER: Daniel B. Stephens & Associates PROJECT: ENRON ROSWELL/6033.2 ATTN: Bob Marley

Customer Sample ID: CUTTINGS
Date Sampled.....: 08/08/97
Time Sampled.....: 10:45
Sample Matrix.....: Soil

Laboratory Sample ID: 972194-1
Date Received.....: 08/09/97
Time Received.....: 11:05

TEST METHOD	PARAMETER/TEST DESCRIPTION	SAMPLE RESULT	REPORTING LIMIT	UNITS	DATE	TECH
I-1230-85	Hexavalent Chromium, Solid	0.02	0.01	mg/L	08/20/97	mjf
SW-846 3050	Acid Digestion: Solids	Complete			08/19/97	veb
SW-846 6010A	Aluminum (Al), Solid	6270	50	mg/Kg	08/25/97	lmt
SW-846 6010A	Antimony (Sb), Solid	3	1	mg/Kg	08/25/97	lmt
SW-846 6010A	Arsenic (As), Solid	2	1	mg/Kg	08/25/97	lmt
SW-846 6010A	Barium (Ba), Solid	124	1	mg/Kg	08/25/97	lmt
SW-846 6010A	Beryllium (Be), Solid	<0.5	0.5	mg/Kg	08/25/97	lmt
SW-846 6010A	Cadmium (Cd), Solid	<0.5	0.5	mg/Kg	08/25/97	lmt
-846 6010A	Chromium (Cr), Solid	7	1	mg/Kg	08/25/97	lmt
SW-846 6010A	Cobalt (Co), Solid	<3	3	mg/Kg	08/25/97	lmt
SW-846 6010A	Copper (Cu), Solid	5	1	mg/Kg	08/25/97	lmt
SW-846 6010A	Lead (Pb), Solid	3.8	0.3	mg/Kg	08/25/97	lmt
SW-846 7471	Mercury (Hg), Solid	<0.10	0.10	mg/Kg	08/19/97	veb
SW-846 6010A	Selenium (Se), Solid	<1	1	mg/Kg	08/25/97	lmt
SW-846 6010A	Thallium (Tl), Solid	1	1	mg/Kg	08/25/97	lmt
EPA 418.1	Total Recoverable Petroleum Hydrocarbons, Solid	100	10	mg/Kg	08/21/97	jbd
62-1.3.2.2	1:1 Soil Paste	Complete			08/19/97	mrh
SW-846 3550	Extraction (Ultrasonic) PCBs					
	Ultrasonic Extraction	Complete			08/15/97	rwm
SW-846 8080	PCB Analysis					
	Aroclor 1016, Solid	ND	17	ug/Kg	08/22/97	smc
	Aroclor 1221, Solid	ND	17	ug/Kg	08/22/97	smc
	Aroclor 1232, Solid	ND	17	ug/Kg	08/22/97	smc
	Aroclor 1242, Solid	ND	17	ug/Kg	08/22/97	smc
	Aroclor 1248, Solid	ND	17	ug/Kg	08/22/97	smc
	Aroclor 1254, Solid	ND	17	ug/Kg	08/22/97	smc
	Aroclor 1260, Solid	ND	17	ug/Kg	08/22/97	smc
	Aroclor 1262, Solid	ND	17	ug/Kg	08/22/97	smc
	Aroclor 1268, Solid	ND	17	ug/Kg	08/22/97	smc
	Total PCB's, Solid	ND	17	ug/Kg	08/22/97	smc

The analytical results, opinions or interpretations contained in this report are based upon information and material supplied by the client for whose exclusive and confidential use this report has been made. The analytical results, opinions or interpretations expressed represent the best judgment of Core Laboratories. Core Laboratories, however, makes no warranty or representation, express or implied, of any type, and expressly disclaims same as to the productivity, proper operations or profitableness of any oil, gas, coal or other mineral property, well or sand in connection with which such report is used or relied upon for any reason whatsoever. This report shall not be reproduced, in whole or in part, without the written approval of Core Laboratories.

CORE LABORATORIES

LABORATORY TEST RESULTS

Job Number: 972194 Date: 08/28/97

CUSTOMER: Daniel B. Stephens & Associates PROJECT: ENRON ROSWELL/6033.2 ATTN: Bob Marley

Customer Sample ID: CUTTINGS
Date Sampled.....: 08/08/97
Time Sampled.....: 10:45
Sample Matrix.....: Soil

Laboratory Sample ID: 972194-1
Date Received.....: 08/09/97
Time Received.....: 11:05

TEST METHOD	PARAMETER/TEST DESCRIPTION	SAMPLE RESULT	REPORTING LIMIT	UNITS	DATE	TECH
SW-846 3550	Extraction (Ultrasonic) SVOCs					
	Ultrasonic Extraction	Complete			08/15/97	rwm
SW-846 8270	Semivolatile Organics					
	Acenaphthene, Solid	ND	330	ug/Kg	08/22/97	dmj
	Acenaphthylene, Solid	ND	330	ug/Kg	08/22/97	dmj
	Anthracene, Solid	ND	330	ug/Kg	08/22/97	dmj
	Benzidine, Solid	ND	1650	ug/Kg	08/22/97	dmj
	Benzo(a)anthracene, Solid	ND	330	ug/Kg	08/22/97	dmj
	Benzo(b)fluoranthene, Solid	ND	330	ug/Kg	08/22/97	dmj
	Benzo(k)fluoranthene, Solid	ND	330	ug/Kg	08/22/97	dmj
	Benzo(ghi)perylene, Solid	ND	330	ug/Kg	08/22/97	dmj
	Benzo(a)pyrene, Solid	ND	330	ug/Kg	08/22/97	dmj
	Benzyl alcohol, Solid	ND	330	ug/Kg	08/22/97	dmj
	Butyl benzyl phthalate, Solid	ND	330	ug/Kg	08/22/97	dmj
	Bis(2-chloroethoxy)methane, Solid	ND	330	ug/Kg	08/22/97	dmj
	Bis(2-chloroethyl)ether, Solid	ND	330	ug/Kg	08/22/97	dmj
	Bis(2-chloroisopropyl)ether, Solid	ND	330	ug/Kg	08/22/97	dmj
	Bis(2-ethylhexyl)phthalate, Solid	ND	330	ug/Kg	08/22/97	dmj
	4-Bromophenyl phenyl ether, Solid	ND	330	ug/Kg	08/22/97	dmj
	4-Chloroaniline, Solid	ND	330	ug/Kg	08/22/97	dmj
	2-Chloronaphthalene, Solid	ND	330	ug/Kg	08/22/97	dmj
	4-Chlorophenyl phenyl ether, Solid	ND	330	ug/Kg	08/22/97	dmj
	Chrysene, Solid	ND	330	ug/Kg	08/22/97	dmj
	Dibenzo(a,h)anthracene, Solid	ND	330	ug/Kg	08/22/97	dmj
	Dibenzofuran, Solid	ND	330	ug/Kg	08/22/97	dmj
	1,2-Dichlorobenzene, Solid	ND	330	ug/Kg	08/22/97	dmj
	1,3-Dichlorobenzene, Solid	ND	330	ug/Kg	08/22/97	dmj
	1,4-Dichlorobenzene, Solid	ND	330	ug/Kg	08/22/97	dmj
	3,3-Dichlorobenzidine, Solid	ND	330	ug/Kg	08/22/97	dmj
	Diethyl phthalate, Solid	ND	330	ug/Kg	08/22/97	dmj
	Dimethyl phthalate, Solid	ND	330	ug/Kg	08/22/97	dmj
	Di-n-butyl phthalate, Solid	ND	330	ug/Kg	08/22/97	dmj
	Di-n-octyl phthalate, Solid	ND	330	ug/Kg	08/22/97	dmj
	2,4-Dinitrotoluene, Solid	ND	330	ug/Kg	08/22/97	dmj
	2,6-Dinitrotoluene, Solid	ND	330	ug/Kg	08/22/97	dmj
	Fluoranthene, Solid	ND	330	ug/Kg	08/22/97	dmj
	Fluorene, Solid	ND	330	ug/Kg	08/22/97	dmj
	Hexachlorobenzene, Solid	ND	330	ug/Kg	08/22/97	dmj
	Hexachlorobutadiene, Solid	ND	330	ug/Kg	08/22/97	dmj
	Hexachlorocyclopentadiene, Solid	ND	330	ug/Kg	08/22/97	dmj
	Hexachloroethane, Solid	ND	330	ug/Kg	08/22/97	dmj
	Indeno(1,2,3-cd)pyrene, Solid	ND	330	ug/Kg	08/22/97	dmj
	Isophorone, Solid	ND	330	ug/Kg	08/22/97	dmj
	2-Methylnaphthalene, Solid	ND	330	ug/Kg	08/22/97	dmj
	Naphthalene, Solid	ND	330	ug/Kg	08/22/97	dmj
	o-Nitroaniline, Solid	ND	1650	ug/Kg	08/22/97	dmj
	m-Nitroaniline, Solid	ND	1650	ug/Kg	08/22/97	dmj

The analytical results, opinions or interpretations contained in this report are based upon information and material supplied by the client for whose exclusive and confidential use this report has been made. The analytical results, opinions or interpretations expressed represent the best judgment of Core Laboratories. Core Laboratories, however, makes no warranty or representation, express or implied, concerning the productivity, proper operations or profitableness of any oil, gas, coal, mineral or other property in connection with which such report is used or relied upon for any reason whatsoever. This report may not be reproduced, in whole or in part, without the written approval of Core Laboratories.

CORE LABORATORIES

LABORATORY TEST RESULTS

Job Number: 972194 Date: 08/28/97

CUSTOMER: Daniel B. Stephens & Associates PROJECT: ENRON ROSWELL/6033.2 ATTN: Bob Marley

Customer Sample ID: CUTTINGS
Date Sampled.....: 08/08/97
Time Sampled.....: 10:45
Sample Matrix.....: Soil

Laboratory Sample ID: 972194-1
Date Received.....: 08/09/97
Time Received.....: 11:05

TEST METHOD	PARAMETER/TEST DESCRIPTION	SAMPLE RESULT	REPORTING LIMIT	UNITS	DATE	TECH
	p-Nitroaniline, Solid	ND	1650	ug/Kg	08/22/97	dmj
	Nitrobenzene, Solid	ND	330	ug/Kg	08/22/97	dmj
	n-Nitrosodi-n-propylamine, Solid	ND	330	ug/Kg	08/22/97	dmj
	n-Nitrosodiphenylamine, Solid	ND	330	ug/Kg	08/22/97	dmj
	Phenanthrene, Solid	ND	330	ug/Kg	08/22/97	dmj
	Pyrene, Solid	ND	330	ug/Kg	08/22/97	dmj
	1,2,4-Trichlorobenzene, Solid	ND	330	ug/Kg	08/22/97	dmj
	Benzoic acid, Solid	ND	1650	ug/Kg	08/22/97	dmj
	4-Chloro-3-methylphenol, Solid	ND	330	ug/Kg	08/22/97	dmj
	2-Chlorophenol, Solid	ND	330	ug/Kg	08/22/97	dmj
	2,4-Dichlorophenol, Solid	ND	330	ug/Kg	08/22/97	dmj
	2,4-Dimethylphenol, Solid	ND	330	ug/Kg	08/22/97	dmj
	2,4-Dinitrophenol, Solid	ND	1650	ug/Kg	08/22/97	dmj
	2-Methyl-4,6-dinitrophenol, Solid	ND	1650	ug/Kg	08/22/97	dmj
	2-Methylphenol (o-cresol), Solid	ND	330	ug/Kg	08/22/97	dmj
	4-Methylphenol (p-cresol), Solid	ND	330	ug/Kg	08/22/97	dmj
	2-Nitrophenol, Solid	ND	330	ug/Kg	08/22/97	dmj
	4-Nitrophenol, Solid	ND	1650	ug/Kg	08/22/97	dmj
	Pentachlorophenol, Solid	ND	1650	ug/Kg	08/22/97	dmj
	Phenol, Solid	ND	330	ug/Kg	08/22/97	dmj
	2,4,5-Trichlorophenol, Solid	ND	330	ug/Kg	08/22/97	dmj
	2,4,6-Trichlorophenol, Solid	ND	330	ug/Kg	08/22/97	dmj
SW-846 8240	Volatile Organics					
	Acetone, Solid	ND	100	ug/Kg	08/14/97	mla
	Benzene, Solid	ND	1	ug/Kg	08/14/97	mla
	Bromodichloromethane, Solid	ND	5	ug/Kg	08/14/97	mla
	Bromoform, Solid	ND	5	ug/Kg	08/14/97	mla
	Bromomethane, Solid	ND	10	ug/Kg	08/14/97	mla
	Methyl ethyl ketone (2-Butanone), Solid	ND	100	ug/Kg	08/14/97	mla
	Carbon disulfide, Solid	ND	5	ug/Kg	08/14/97	mla
	Carbon tetrachloride, Solid	ND	5	ug/Kg	08/14/97	mla
	Chlorobenzene, Solid	ND	5	ug/Kg	08/14/97	mla
	Chloroethane, Solid	ND	10	ug/Kg	08/14/97	mla
	2-Chloroethylvinyl ether, Solid	ND	10	ug/Kg	08/14/97	mla
	Chloroform, Solid	ND	5	ug/Kg	08/14/97	mla
	Chloromethane, Solid	ND	10	ug/Kg	08/14/97	mla
	Dibromochloromethane, Solid	ND	5	ug/Kg	08/14/97	mla
	1,1-Dichloroethane, Solid	ND	5	ug/Kg	08/14/97	mla
	1,2-Dichloroethane, Solid	ND	5	ug/Kg	08/14/97	mla
	1,1-Dichloroethene, Solid	ND	5	ug/Kg	08/14/97	mla
	trans-1,2-Dichloroethene, Solid	ND	5	ug/Kg	08/14/97	mla
	1,2-Dichloropropane, Solid	ND	5	ug/Kg	08/14/97	mla
	cis-1,3-Dichloropropene, Solid	ND	5	ug/Kg	08/14/97	mla
	trans-1,3-Dichloropropene, Solid	ND	5	ug/Kg	08/14/97	mla
	Ethylbenzene, Solid	ND	5	ug/Kg	08/14/97	mla
	2-Hexanone, Solid	ND	50	ug/Kg	08/14/97	mla
	Methylene chloride, Solid	ND	5	ug/Kg	08/14/97	mla
	4-Methyl-2-pentanone (MIBK), Solid	ND	50	ug/Kg	08/14/97	mla

The analytical results, opinions or interpretations contained in this report are based upon information and material supplied by the client for whose exclusive and confidential use this report has been made. The analytical results, opinions or interpretations expressed represent the best judgment of Core Laboratories. Core Laboratories, however, makes no warranty or representation, express or implied, regarding the productivity, proper operations or profitableness of any oil, gas, or other mineral well or sand in connection with which such report is used or relied upon for any reason whatsoever. This report shall not be reproduced, in whole or in part, without the written approval of Core Laboratories.

CORE LABORATORIES

LABORATORY TEST RESULTS

Job Number: 972194 Date: 08/28/97

CUSTOMER: Daniel B. Stephens & Associates PROJECT: ENRON ROSWELL/6033.2 ATTN: Bob Marley

Customer Sample ID: CUTTINGS
Date Sampled.....: 08/08/97
Time Sampled.....: 10:45
Sample Matrix.....: Soil

Laboratory Sample ID: 972194-1
Date Received.....: 08/09/97
Time Received.....: 11:05

TEST METHOD	PARAMETER/TEST DESCRIPTION	SAMPLE RESULT	REPORTING LIMIT	UNITS	DATE	TECH
	Styrene, Solid	ND	5	ug/Kg	08/14/97	mla
	1,1,2,2-Tetrachloroethane, Solid	ND	5	ug/Kg	08/14/97	mla
	Tetrachloroethene, Solid	ND	5	ug/Kg	08/14/97	mla
	Toluene, Solid	ND	5	ug/Kg	08/14/97	mla
	1,1,1-Trichloroethane, Solid	ND	5	ug/Kg	08/14/97	mla
	1,1,2-Trichloroethane, Solid	ND	5	ug/Kg	08/14/97	mla
	Trichloroethene, Solid	ND	5	ug/Kg	08/14/97	mla
	Vinyl acetate, Solid	ND	50	ug/Kg	08/14/97	mla
	Vinyl chloride, Solid	ND	10	ug/Kg	08/14/97	mla
	Xylenes (total), Solid	ND	5	ug/Kg	08/14/97	mla

The analytical results, opinions or interpretations contained in this report are based upon information and material supplied by the client for whose exclusive and confidential use this report has been made. The analytical results, opinions or interpretations expressed represent the best judgment of Core Laboratories. Core Laboratories, however, makes no warranty or representation, express or implied, of any kind, and expressly disclaims same as to the productivity, proper operations or profitableness of any oil, gas, coal, or other mineral property, well or sand in connection with which such report is used or relied upon for any reason whatsoever. This report could not be reproduced, in whole or in part, without the written approval of Core Laboratories.

CORE LABORATORIES

QUALITY CONTROL RESULTS

Job Number: 972194 Date: 08/28/97

CUSTOMER: Daniel B. Stephens & Associates PROJECT: ENRON ROSWELL/6033.2 ATTN: Bob Marley

Test Method.....: I-1230-85 Batch.....: 24848 Analyst...: mjf
Method Description.: Hexavalent Chromium Units.....: mg/L
Parameter.....: Hexavalent Chromium

QC	Lab ID	Reagent	QC Result	QC Result	True Value	Orig. Value	Calc. Result	*	Limits	F	Date/Time
ICB			0.00						0.01		08/20/97 0845
LCS		970447	0.36		0.36		100.0	%	80-120		08/20/97 0845
MD	972194-1		0.02			0.02	0.00	A	0.01		08/20/97 0845
ED	972194-1		0.03			0.02	0.01	A	0.01		08/20/97 0845
MS	972195-4	G970605A	0.31		0.299999	0.00	103.3	%	75-125		08/20/97 0845
CCV		G970605A	0.30		0.299999		100.0	%	90-110		08/20/97 0845
CCB			0.00						0.01		08/20/97 0845

Test Method.....: SW-846 7471 Batch.....: 24883 Analyst...: veb
Method Description.: Mercury (CVAA) Units.....: mg/L
Parameter.....: Mercury (Hg)

QC	Lab ID	Reagent	QC Result	QC Result	True Value	Orig. Value	Calc. Result	*	Limits	F	Date/Time
ICV		970701H	0.004231		0.004000		105.8	%	90-110		08/19/97 1214
ICB		08197	0.000000						0.0002		08/19/97 1216
MB		0818	0.000016						0.0002		08/19/97 1218
		970818M	0.005379		0.005000		107.6	%	75-125		08/19/97 1220
	972215-1	970818M	0.005333		0.005000	0.000015	106.4	%	80-120		08/19/97 1224
MD	972259-1		0.000013			0.000015	0.000001	A	0.00020000		08/19/97 1233
CCV		970818N	0.004658		0.005000		93.2	%	90-110		08/19/97 1239
CCB		08197	0.000002						0.0002		08/19/97 1242
CCV		970818N	0.004696		0.005000		93.9	%	90-110		08/19/97 1305
CCB		08197	0.000006						0.0002		08/19/97 1307
MB		0818	0.000023						0.0002		08/19/97 1328
CCV		970818N	0.004679		0.005000		93.6	%	90-110		08/19/97 1330
CCB		08197	0.000004						0.0002		08/19/97 1332
SB		970818M	0.005391		0.005000		107.8	%	75-125		08/19/97 1334
EB		0812	0.000015						0.0002		08/19/97 1336
EB		0814	0.000020						0.0002		08/19/97 1342
ED	972204-1		0.000017			0.000018	0.000001	A	0.00020000		08/19/97 1347
MS	972204-1	970818M	0.005252		0.005000	0.000018	104.7	%	80-120		08/19/97 1349
MD	972204-1		0.000019			0.000018	0.000000	A	0.00020000		08/19/97 1351
CCV		970818N	0.005298		0.005000		106.0	%	90-110		08/19/97 1502
MB		0818	0.000016						0.0002		08/19/97 1504
SB		970818M	0.005597		0.005000		112.0	%	75-125		08/19/97 1506
LCS		970529O	0.003283		0.003100		105.9	%	80-120		08/19/97 1508
MS	972201-5	970818M	0.005441		0.005000	0.000016	108.5	%	80-120		08/19/97 1512
MD	972201-5		0.000019			0.000016	0.000003	A	0.00020000		08/19/97 1514
CCV		960930N	0.005356		0.005000		107.1	%	90-110		08/19/97 1517
CCB		08197	0.000007						0.0002		08/19/97 1519
MB		0818	0.000009						0.0002		08/19/97 1521
SB		970818M	0.005540		0.005000		110.8	%	75-125		08/19/97 1523
MS	972194-1	970818M	0.005597		0.005000	0.000033	111.3	%	80-120		08/19/97 1529
MD	972194-1		0.000039			0.000033	0.000005	A	0.00020000		08/19/97 1531
CCV		970818N	0.005443		0.005000		108.9	%	90-110		08/19/97 1542
CCB		08197	0.000005						0.0002		08/19/97 1544
CCV		970818N	0.005445		0.005000		10.9	%	90-110		08/19/97 1554
CCB		08197	0.000001						0.0002		08/19/97 1557

* %-% REC R-RPD A-ABS Diff. D-% Diff.

The analytical results, opinions or interpretations contained in this report are based upon information and material supplied by the client for whose exclusive and confidential use this report has been made. The analytical results, opinions or interpretations expressed represent the best judgment of Core Laboratories. Core Laboratories, however, makes no warranty or representation, express or implied, in fact, or in law, and expressly disclaims name as to the productivity, proper operation or profitableness of any oil, gas, water or other mineral property, well or land in connection with which such report is used or relied upon for any reason whatsoever. This report shall not be reproduced, in whole or in part, without the written approval of Core Laboratories.

CORE LABORATORIES

QUALITY CONTROL RESULTS

Job Number: 972194 Date: 08/28/97

CUSTOMER: Daniel B. Stephens & Associates PROJECT: ENRON ROSWELL/6033.2 ATTN: Bob Marley

Test Method.....: EPA 418.1 Batch.....: 25025 Analyst...: jbd
Method Description.: Total Recoverable Petroleum Hydrocarbons Units.....: mg/L
Parameter.....: Total Recoverable Petroleum Hydrocarbons

QC	Lab ID	Reagent	QC Result	QC Result	True Value	Orig. Value	Calc. Result	*	Limits	F	Date/Time
ICB		R081197M	0						1		08/21/97 1100
MB		R081197M	0						1		08/21/97 1100
CCB		R081197M	0						1		08/21/97 1100
ICV		940114	47		44		106.8	%	90-110		08/21/97 1100
CCV		X970811C	50		50		100.0	%	90-110		08/21/97 1100
MD	972194-1		109.9209			104.7154	4.9	R	20		08/21/97 1100

Test Method.....: SW-846 6010A Batch.....: 25077 Analyst...: lmt
Method Description.: Metals Analysis (ICAP Trace) Units.....: mg/L
Parameter.....: Antimony (Sb)

QC	Lab ID	Reagent	QC Result	QC Result	True Value	Orig. Value	Calc. Result	*	Limits	F	Date/Time
ICV		970508T	1.94021		2.00		97.0	%	90-110		08/25/97 1100
ICB		970815T	0.00181						0.01		08/25/97 1121
ISB		970817X	0.92184		1.000		92.2	%	80-120		08/25/97 1136
ISB		970818WW	0.85924		1.000		85.9	%	80-120		08/25/97 1232
		0819	0.00352						0.01		08/25/97 1258
		970353	0.33154		0.543000		61.1	%	9.4-189.7		08/25/97 1301
LCS		970353	0.03818		0.054300		70.3	%	9.4-189.7		08/25/97 1307
SB		970815Z	0.92602		1.000		92.6	%	75-125		08/25/97 1311
CCV		970820T	2.31704		2.5		92.7	%	90-110		08/25/97 1332
CCB		970815T	0.00083						0.01		08/25/97 1352
MS	972195-4	970815Z	0.37979		1.000	0.01748	36.2	%	80-120		08/25/97 1402
PDS	972195-4	970815Z	0.84897		1.000	0.01748	83.1	%	75-125		08/25/97 1421
MD	972195-4		0.02057			0.01748	0.00309	A	0.01000		08/25/97 1433
CCV		970820T	2.30422		2.5		92.2	%	90-110		08/25/97 1502
CCB		970815T	-0.00038						0.01		08/25/97 1507
MB		0820	0.00132						0.01		08/25/97 1548
MS	972183-1	970815Z	0.86887		1.000	0.00481	86.4	%	80-120		08/25/97 1608
MD	972183-1		0.00471			0.00481	0.00010	A	0.01000		08/25/97 1611
CCV		970820T	2.29191		2.5		91.7	%	90-110		08/25/97 1654
CCB		970815T	0.00358						0.01		08/25/97 1657
ISB		970817X	0.93724		1.000		93.7	%	80-120		08/25/97 1746
ISB		970818WW	1.07675		1.000		107.7	%	80-120		08/25/97 1757
CCV		970820T	2.32389		2.5		93.0	%	90-110		08/25/97 1808
CCB		970815T	0.00374						0.01		08/25/97 1817

Test Method.....: SW-846 6010A Batch.....: 25077 Analyst...: lmt
Method Description.: Metals Analysis (ICAP Trace) Units.....: mg/L
Parameter.....: Arsenic (As)

QC	Lab ID	Reagent	QC Result	QC Result	True Value	Orig. Value	Calc. Result	*	Limits	F	Date/Time
ICV		970508T	1.98690		2.00		99.3	%	90-110		08/25/97 1100
ICB		970815T	-0.00139						0.01		08/25/97 1121
ISB		970817X	0.91110		1.000		91.1	%	80-120		08/25/97 1136
ISB		970818WW	1.02147		1.000		102.1	%	80-120		08/25/97 1232
MB		0819	0.00011						0.01		08/25/97 1258
LCS		970353	0.95932		1.080000		88.8	%	74.2-125.9		08/25/97 1301
		970353	0.10828		0.108000		100.3	%	74.2-125.9		08/25/97 1307

* %-% REC R-RPD A-ABS Diff. D-% Diff.

The analytical results, opinions or interpretations contained in this report are based upon information and material supplied by the client for whose exclusive and confidential use this report has been made. The analytical results, opinions or interpretations expressed represent the best judgment of Core Laboratories. Core Laboratories, however, makes no warranty or representation, express or implied, as to the productivity, proper operations or profitableness of any oil, gas, or other mineral property, well or sand in connection with which such report is used or relied upon for any reason whatsoever. This report may not be reproduced, in whole or in part, without the written approval of Core Laboratories.

CORE LABORATORIES

QUALITY CONTROL RESULTS

Job Number: 972194 Date: 08/28/97

CUSTOMER: Daniel B. Stephens & Associates PROJECT: ENRON ROSWELL/6033.2 ATTN: Bob Marley

Test Method.....: SW-846 6010A Batch.....: 25077 Analyst...: lmt
Method Description.: Metals Analysis (ICAP Trace) Units.....: mg/L
Parameter.....: Arsenic (As)

QC	Lab ID	Reagent	QC Result	QC Result	True Value	Orig. Value	Calc. Result	*	Limits	F	Date/Time
SB		970815Z	0.90839		1.000		90.8	%	75-125		08/25/97 1311
CCV		970820T	2.39887		2.5		96.0	%	90-110		08/25/97 1332
CCB		970815T	-0.00069						0.01		08/25/97 1352
MS	972195-4	970815Z	0.85916		1.000	0.03388	82.5	%	80-120		08/25/97 1402
PDS	972195-4	970815Z	0.87663		1.000	0.03388	84.3	%	75-125		08/25/97 1421
MD	972195-4		0.03360			0.03388	0.00028	A	0.01000		08/25/97 1433
CCV		970820T	2.39319		2.5		95.7	%	90-110		08/25/97 1502
CCB		970815T	-0.00088						0.01		08/25/97 1507
MB		0820	-0.00109						0.01		08/25/97 1548
MS	972183-1	970815Z	0.92992		1.000	0.01160	91.8	%	80-120		08/25/97 1608
MD	972183-1		0.00869			0.01160	0.00291	A	0.01000		08/25/97 1611
CCV		970820T	2.38558		2.5		95.4	%	90-110		08/25/97 1654
CCB		970815T	0.00002						0.01		08/25/97 1657
ISB		970817X	0.88837		1.000		88.8	%	80-120		08/25/97 1746
ISB		970818WW	0.94760		1.000		94.8	%	80-120		08/25/97 1757
CCV		970820T	2.28333		2.5		91.3	%	90-110		08/25/97 1808
CCB		970815T	0.00044						0.01		08/25/97 1817

st Method.....: SW-846 6010A Batch.....: 25077 Analyst...: lmt
Method Description.: Metals Analysis (ICAP Trace) Units.....: mg/L
Parameter.....: Lead (Pb)

QC	Lab ID	Reagent	QC Result	QC Result	True Value	Orig. Value	Calc. Result	*	Limits	F	Date/Time
ICV		970508T	1.96651		2.00		98.3	%	90-110		08/25/97 1100
ICB		970815T	-0.00100						0.003		08/25/97 1121
ISB		970817X	0.86331		1.000		86.3	%	80-120		08/25/97 1136
ISB		970818WW	0.91188		1.000		91.2	%	80-120		08/25/97 1232
MB		0819	0.00213						0.003		08/25/97 1258
LCS		970353	0.40799		0.443000		92.1	%	76.1-123.9		08/25/97 1301
LCS		970353	0.04491		0.044300		101.4	%	76.1-123.9		08/25/97 1307
SB		970815Z	0.93312		1.000		93.3	%	75-125		08/25/97 1311
CCV		970820T	0.95776		1.0		95.8	%	90-110		08/25/97 1332
CCB		970815T	0.00016						0.003		08/25/97 1352
MS	972195-4	970815Z	0.89352		1.000	0.07927	81.4	%	80-120		08/25/97 1402
PDS	972195-4	970815Z	0.90566		1.000	0.07927	82.6	%	75-125		08/25/97 1421
MD	972195-4		0.07615			0.07927	4.0	R	20		08/25/97 1433
CCV		970820T	0.95021		1.0		95.0	%	90-110		08/25/97 1502
CCB		970815T	0.00005						0.003		08/25/97 1507
MB		0820	0.00196						0.003		08/25/97 1548
MS	972183-1	970815Z	0.83705		1.000	0.00548	83.2	%	80-120		08/25/97 1608
MD	972183-1		0.00544			0.00548	0.00004	A	0.00300		08/25/97 1611
CCV		970820T	0.95125		1.0		95.1	%	90-110		08/25/97 1654
CCB		970815T	-0.00043						0.003		08/25/97 1657
ISB		970817X	0.83838		1.000		83.8	%	80-120		08/25/97 1746
ISB		970818WW	0.89356		1.000		89.4	%	80-120		08/25/97 1757
CCV		970820T	0.96308		1.0		96.3	%	90-110		08/25/97 1808
CCB		970815T	0.00069						0.003		08/25/97 1817

* %-% REC R-RPD A-ABS Diff. D-% Diff.

The analytical results, opinions or interpretations contained in this report are based upon information and material supplied by the client for whose exclusive and confidential use this report has been made. The analytical results, opinions or interpretations expressed represent the best judgment of Core Laboratories. Core Laboratories, however, makes no warranty or representation, express or implied, as to the productivity, proper operations or profitabilities of any oil, gas, coal or other mineral property, well or sand in connection with which such report is used or relied upon for any reason whatsoever. This report shall not be reproduced, in whole or in part, without the written approval of Core Laboratories.

CORE LABORATORIES

QUALITY CONTROL RESULTS

Job Number: 972194 Date: 08/28/97

CUSTOMER: Daniel B. Stephens & Associates PROJECT: ENRON ROSWELL/6033.2 ATTN: Bob Marley

Test Method.....: SW-846 6010A Batch.....: 25077 Analyst...: lmt
Method Description.: Metals Analysis (ICAP Trace) Units.....: mg/L
Parameter.....: Selenium (Se)

QC	Lab ID	Reagent	QC Result	QC Result	True Value	Orig. Value	Calc. Result	*	Limits	F	Date/Time
ICV		970508T	1.97465		2.00		98.7	%	90-110		08/25/97 1100
ICB		970815T	0.00059						0.01		08/25/97 1121
ISB		970817X	0.91148		1.000		91.1	%	80-120		08/25/97 1136
ISB		970818WW	0.91715		1.000		91.7	%	80-120		08/25/97 1232
MB		0819	0.00369						0.01		08/25/97 1258
LCS		970353	0.55001		0.706000		77.9	%	63.2-136.8		08/25/97 1301
LCS		970353	0.07282		0.070600		103.1	%	63.2-136.8		08/25/97 1307
SB		970815Z	0.80973		1.000		81.0	%	75-125		08/25/97 1311
CCV		970820T	2.33059		2.5		93.2	%	90-110		08/25/97 1332
CCB		970815T	0.00097						0.01		08/25/97 1352
MS	972195-4	970815Z	0.72779		1.000	-0.00400	73.2	%	80-120		08/25/97 1402
PDS	972195-4	970815Z	0.76191		1.000	-0.00400	76.6	%	75-125		08/25/97 1421
MD	972195-4		-0.00653			-0.00400	0.00253	A	0.01000		08/25/97 1433
CCV		970820T	2.32228		2.5		92.9	%	90-110		08/25/97 1502
CCB		970815T	0.00170						0.01		08/25/97 1507
MB		0820	0.00461						0.01		08/25/97 1548
LCS		970236	0.87061		1.000000		87.1	%	80-120		08/25/97 1557
MS	972183-1	970815Z	0.93592		1.000	0.05631	88.0	%	80-120		08/25/97 1608
		970820T	2.32506		2.5		93.0	%	90-110		08/25/97 1654
		970815T	0.00298						0.01		08/25/97 1657
ISB		970817X	0.91114		1.000		91.1	%	80-120		08/25/97 1746
ISB		970818WW	0.90809		1.000		90.8	%	80-120		08/25/97 1757
CCV		970820T	2.29364		2.5		91.7	%	90-110		08/25/97 1808
CCB		970815T	0.00173						0.01		08/25/97 1817

Test Method.....: SW-846 6010A Batch.....: 25077 Analyst...: lmt
Method Description.: Metals Analysis (ICAP Trace) Units.....: mg/L
Parameter.....: Thallium (Tl)

QC	Lab ID	Reagent	QC Result	QC Result	True Value	Orig. Value	Calc. Result	*	Limits	F	Date/Time
ICV		970508T	1.93832		2.00		96.9	%	90-110		08/25/97 1100
ICB		970815T	-0.00170						0.01		08/25/97 1121
ISB		970817X	0.90418		1.000		90.4	%	80-120		08/25/97 1136
ISA		970716W	45.39418		50.000000		90.8	%	80-120		08/25/97 1143
ISB		970818WW	43.14760		51.00		84.6	%	80-120		08/25/97 1232
MB		0819	-0.00204						0.01		08/25/97 1258
LCS		970353	0.73335		0.778000		94.3	%	57.2-142.7		08/25/97 1301
LCS		970353	0.07993		0.077800		102.7	%	57.2-142.7		08/25/97 1307
SB		970815Z	0.93099		1.000		93.1	%	75-125		08/25/97 1311
CCV		970820T	0.93501		1.0		93.5	%	90-110		08/25/97 1332
CCB		970815T	-0.00261						0.01		08/25/97 1352
MS	972195-4	970815Z	0.82620		1.000	0.00360	82.3	%	80-120		08/25/97 1402
PDS	972195-4	970815Z	0.84450		1.000	0.00360	84.1	%	75-125		08/25/97 1421
MD	972195-4		-0.00056			0.00360	0.00416	A	0.01000		08/25/97 1433
CCV		970820T	0.93812		1.0		93.8	%	90-110		08/25/97 1502
CCB		970815T	-0.00176						0.01		08/25/97 1507
MB		0820	-0.00653						0.01		08/25/97 1548
MS	972183-1	970815Z	0.85184		1.000	-0.04587	89.8	%	80-120		08/25/97 1608
MD	972183-1		-0.04115			-0.04587	0.00472	A	0.01000		08/25/97 1611
CCV		970820T	0.92067		1.0		92.1	%	90-110		08/25/97 1654
		970815T	-0.00179						0.01		08/25/97 1657

* %-% REC R-RPD A-ABS Diff. D-% Diff.

The analytical results, opinions or interpretations contained in this report are based upon information and material supplied by the client for whose exclusive and confidential use this report has been made. The analytical results, opinions or interpretations expressed represent the best judgment of Core Laboratories. Core Laboratories, however, makes no warranty or representation, express or implied, of any type, and expressly disclaims same as to the productivity, properness of operations or profitableness of any oil, gas, coal or other mineral property, which may arise in connection with or on such report is used or relied upon for any reason whatsoever. This report shall not be reproduced, in whole or in part, without the written approval of Core Laboratories.

CORE LABORATORIES

QUALITY CONTROL RESULTS

Job Number: 972194 Date: 08/28/97

CUSTOMER: Daniel B. Stephens & Associates PROJECT: ENRON ROSWELL/6033.2 ATTN: Bob Marley

Test Method.....: SW-846 6010A Batch.....: 25077 Analyst...: lmt
Method Description.: Metals Analysis (ICAP Trace) Units.....: mg/L
Parameter.....: Thallium (Tl)

QC	Lab ID	Reagent	QC Result	QC Result	True Value	Orig. Value	Calc. Result	*	Limits	F	Date/Time
ISB		970817X	0.86547		1.000		86.5	%	80-120		08/25/97 1746
ISA		970716W	45.66126		50.000000		91.3	%	80-120		08/25/97 1755
ISB		970818WW	42.78392		51.00		83.9	%	80-120		08/25/97 1757
CCV		970820T	0.92076		1.0		92.1	%	90-110		08/25/97 1808
CCB		970815T	0.00156						0.01		08/25/97 1817

Test Method.....: SW-846 6010A Batch.....: 25077 Analyst...: lmt
Method Description.: Metals Analysis (ICAP) Units.....: mg/L
Parameter.....: Aluminum (Al)

QC	Lab ID	Reagent	QC Result	QC Result	True Value	Orig. Value	Calc. Result	*	Limits	F	Date/Time
ICV		970810T	0.95030		1.00		95.0	%	90-110		08/25/97 1110
ICB		970815T	-0.00446						0.03		08/25/97 1121
ISA		970708W	220.60848		250		88.2	%	80-120		08/25/97 1125
ISB		970817X	213.66383		250		85.5	%	80-120		08/25/97 1136
ISB		970818WW	2.24372		2.0000		112.2	%	80-120		08/25/97 1232
		0819	0.00450						0.03		08/25/97 1258
[illegible]		970353	40.77862		39.800000		102.5	%	52.8-147.2		08/25/97 1301
LCS		970353	4.46194		3.980000		112.1	%	52.8-147.2		08/25/97 1307
SB		970815Z	1.90349		2.0000		95.2	%	75-125		08/25/97 1311
CCV		970820T	9.53365		10.0		95.3	%	90-110		08/25/97 1332
CCB		970815T	-0.00297						0.03		08/25/97 1352
PDS	972195-4	970815Z	5.29047		2.0000	3.31308	98.9	%	75-125		08/25/97 1442
MD	972195-4		3.63848			3.31308	9.4	R	20		08/25/97 1445
CCV		970820T	9.53841		10.0		95.4	%	90-110		08/25/97 1502
CCB		970815T	-0.00001						0.03		08/25/97 1507
MB		0820	0.00536						0.03		08/25/97 1548
MS	972183-1	970815Z	2.16830		2.0000	0.02922	107.0	%	80-120		08/25/97 1608
MD	972183-1		0.03220			0.02922	0.00298	A	0.03000		08/25/97 1611
CCV		970820T	9.84311		10.0		98.4	%	90-110		08/25/97 1654
CCB		970815T	0.00056						0.03		08/25/97 1657
ISA		970708W	205.34432		250		82.1	%	80-120		08/25/97 1738
ISB		970817X	215.45587		250		86.2	%	80-120		08/25/97 1746
ISB		970818WW	2.00091		2.0000		100.0	%	80-120		08/25/97 1757
CCV		970820T	9.79192		10.0		97.9	%	90-110		08/25/97 1808
CCB		970815T	0.00057						0.03		08/25/97 1817

Test Method.....: SW-846 6010A Batch.....: 25077 Analyst...: lmt
Method Description.: Metals Analysis (ICAP) Units.....: mg/L
Parameter.....: Barium (Ba)

QC	Lab ID	Reagent	QC Result	QC Result	True Value	Orig. Value	Calc. Result	*	Limits	F	Date/Time
ICV		970810T	1.00624		1.00		100.6	%	90-110		08/25/97 1110
ICB		970815T	0.00013						0.001		08/25/97 1121
ISB		970817X	0.48283		0.5000		96.6	%	80-120		08/25/97 1136
ISB		970818WW	0.99357		1.000		99.4	%	80-120		08/25/97 1232
MB		0819	0.00017						0.001		08/25/97 1258
LCS		970353	0.59532		0.597000		99.7	%	75.7-124.3		08/25/97 1301
		970353	0.06131		0.059700		102.7	%	75.7-124.3		08/25/97 1307

* %-% REC R-RPD A-ABS Diff. D-% Diff.

The analytical results, opinions or interpretations contained in this report are based upon information and material supplied by the client for whose exclusive and confidential use this report has been made. The analytical results, opinions or interpretations expressed represent the best judgment of Core Laboratories. Core Laboratories, however, makes no warranty or representation, express or implied, of any type, and expressly disclaims same as to the productivity, proper operations or profitableness of any oil, gas, or other mineral property, well or sand in connection with which such report is used or relied upon for any reason whatsoever. This report shall not be reproduced, in whole or in part, without the written approval of Core Laboratories.

CORE LABORATORIES

QUALITY CONTROL RESULTS

Job Number: 972194 Date: 08/28/97

CUSTOMER: Daniel B. Stephens & Associates PROJECT: ENRON ROSWELL/6033.2 ATTN: Bob Marley

Test Method.....: SW-846 6010A Batch.....: 25077 Analyst...: lmt
Method Description.: Metals Analysis (ICAP) Units.....: mg/L
Parameter.....: Barium (Ba)

QC	Lab ID	Reagent	QC Result	QC Result	True Value	Orig. Value	Calc. Result	*	Limits	F	Date/Time
SB		970815Z	1.01994		1.000		102.0	%	75-125		08/25/97 1311
CCV		970820T	4.64997		5.0		93.0	%	90-110		08/25/97 1332
CCB		970815T	-0.00008						0.001		08/25/97 1352
MS	972195-4	970815Z	3.57376		1.000	2.52147	105.2	%	80-120		08/25/97 1402
PDS	972195-4	970815Z	3.30507		1.000	2.52147	78.4	%	75-125		08/25/97 1421
MD	972195-4		2.32912			2.52147	7.9	R	20		08/25/97 1433
CCV		970820T	4.62476		5.0		92.5	%	90-110		08/25/97 1502
CCB		970815T	-0.00004						0.001		08/25/97 1507
MS	972183-1	970815Z	0.98154		1.000	0.04159	94.0	%	80-120		08/25/97 1608
MD	972183-1		0.04433			0.04159	6.4	R	20		08/25/97 1611
CCV		970820T	4.52361		5.0		90.5	%	90-110		08/25/97 1654
CCB		970815T	0.00002						0.001		08/25/97 1657
ISB		970817X	0.46180		0.5000		92.4	%	80-120		08/25/97 1746
ISB		970818WW	0.99272		1.000		99.3	%	80-120		08/25/97 1757
CCV		970820T	4.78743		5.0		95.7	%	90-110		08/25/97 1808
CCB		970815T	0.00015						0.001		08/25/97 1817

Test Method.....: SW-846 6010A Batch.....: 25077 Analyst...: lmt
Method Description.: Metals Analysis (ICAP) Units.....: mg/L
Parameter.....: Beryllium (Be)

QC	Lab ID	Reagent	QC Result	QC Result	True Value	Orig. Value	Calc. Result	*	Limits	F	Date/Time
ICV		970508T	2.12557		2.00		106.3	%	90-110		08/25/97 1100
ICB		970815T	-0.00001						0.001		08/25/97 1121
ISB		970817X	0.47467		0.5000		94.9	%	80-120		08/25/97 1136
ISB		970818WW	0.97667		1.000		97.7	%	80-120		08/25/97 1232
MB		0819	0.00022						0.001		08/25/97 1258
LCS		970353	0.50044		0.476000		105.1	%	70.8-129.0		08/25/97 1301
LCS		970353	0.05325		0.047600		111.9	%	70.8-129.0		08/25/97 1307
SB		970815Z	1.06004		1.000		106.0	%	75-125		08/25/97 1311
CCV		970820T	2.60148		2.5		104.1	%	90-110		08/25/97 1332
CCB		970815T	0.00018						0.001		08/25/97 1352
MS	972195-4	970815Z	0.94607		1.000	0.00773	93.8	%	80-120		08/25/97 1402
PDS	972195-4	970815Z	0.95097		1.000	0.00773	94.3	%	75-125		08/25/97 1421
MD	972195-4		0.00805			0.00773	4.1	R	20		08/25/97 1433
CCV		970820T	2.57711		2.5		103.1	%	90-110		08/25/97 1502
CCB		970815T	0.00022						0.001		08/25/97 1507
MB		0820	0.00022						0.001		08/25/97 1548
MS	972183-1	970815Z	1.01842		1.000	0.00032	101.8	%	80-120		08/25/97 1608
MD	972183-1		0.00030			0.00032	0.00002	A	0.00100		08/25/97 1611
CCV		970820T	2.60779		2.5		104.3	%	90-110		08/25/97 1654
CCB		970815T	0.00020						0.001		08/25/97 1657
ISB		970817X	0.47716		0.5000		95.4	%	80-120		08/25/97 1746
ISB		970818WW	0.95794		1.000		95.8	%	80-120		08/25/97 1757
CCV		970820T	2.45515		2.5		98.2	%	90-110		08/25/97 1808
CCB		970815T	0.00015						0.001		08/25/97 1817

* %-% REC R-RPD A-ABS Diff. D-% Diff.

The analytical results, opinions or interpretations contained in this report are based upon information and material supplied by the client for whose exclusive and confidential use this report has been made. The analytical results, opinions or interpretations expressed represent the best judgment of Core Laboratories. Core Laboratories, however, makes no warranty or representation, express or implied, in fact or in law, and expressly disclaims same as to the productivity, proper operations or profitableness of any oil, gas, coal, or other mineral property, well or plant in connection with which such report is used or relied upon for any reason whatsoever. This report shall not be reproduced, in whole or in part, without the written approval of Core Laboratories.

CORE LABORATORIES

QUALITY CONTROL RESULTS

Job Number: 972194 Date: 08/28/97

CUSTOMER: Daniel B. Stephens & Associates PROJECT: ENRON ROSWELL/6033.2 ATTN: Bob Marley

Test Method.....: SW-846 6010A Batch.....: 25077 Analyst...: lmt
Method Description.: Metals Analysis (ICAP) Units.....: mg/L
Parameter.....: Cadmium (Cd)

QC	Lab ID	Reagent	QC Result	QC Result	True Value	Orig. Value	Calc. Result	*	Limits	F	Date/Time
ICV		970508T	2.01139		2.00		100.6	%	90-110		08/25/97 1100
ICB		970815T	-0.00007						0.0006		08/25/97 1121
ISB		970817X	0.86689		1.000		86.7	%	80-120		08/25/97 1136
ISB		970818WW	0.94256		1.000		94.3	%	80-120		08/25/97 1232
MB		0819	-0.00008						0.0006		08/25/97 1258
LCS		970353	1.04013		1.140000		91.2	%	60.2-139.5		08/25/97 1301
LCS		970353	0.11405		0.114000		100.0	%	60.2-139.5		08/25/97 1307
SB		970815Z	0.96222		1.000		96.2	%	75-125		08/25/97 1311
CCV		970820T	0.98512		1.0		98.5	%	90-110		08/25/97 1332
CCB		970815T	0.00013						0.0006		08/25/97 1352
MS	972195-4	970815Z	0.83183		1.000	0.00522	82.7	%	80-120		08/25/97 1402
PDS	972195-4	970815Z	0.84888		1.000	0.00522	84.4	%	75-125		08/25/97 1421
MD	972195-4		0.00402			0.00522	26.0	R	20	*	08/25/97 1433
CCV		970820T	0.98438		1.0		98.4	%	90-110		08/25/97 1502
CCB		970815T	-0.00011						0.0006		08/25/97 1507
MB		0820	0.00027						0.0006		08/25/97 1548
MS	972183-1	970815Z	0.93571		1.000	0.00056	93.5	%	80-120		08/25/97 1608
MD	972183-1		0.00066			0.00056	0.00010	A	0.00060		08/25/97 1611
		970820T	0.96321		1.0		96.3	%	90-110		08/25/97 1654
		970815T	-0.00012						0.0006		08/25/97 1657
ISB		970817X	0.84475		1.000		84.5	%	80-120		08/25/97 1746
ISB		970818WW	0.91892		1.000		91.9	%	80-120		08/25/97 1757
CCV		970820T	0.96683		1.0		96.7	%	90-110		08/25/97 1808
CCB		970815T	0.00017						0.0006		08/25/97 1817

Test Method.....: SW-846 6010A Batch.....: 25077 Analyst...: lmt
Method Description.: Metals Analysis (ICAP) Units.....: mg/L
Parameter.....: Chromium (Cr)

QC	Lab ID	Reagent	QC Result	QC Result	True Value	Orig. Value	Calc. Result	*	Limits	F	Date/Time
ICV		970508T	1.97693		2.00		98.8	%	90-110		08/25/97 1100
ICB		970815T	0.00045						0.005		08/25/97 1121
ISB		970817X	0.44882		0.5000		89.8	%	80-120		08/25/97 1136
ISA		970716W	47.17767		50.000000		94.4	%	80-120		08/25/97 1143
ISB		970818WW	43.41082		51.00		85.1	%	80-120		08/25/97 1232
MB		0819	-0.00030						0.005		08/25/97 1258
LCS		970353	0.40501		0.422000		96.0	%	76.8-123.5		08/25/97 1301
LCS		970353	0.04246		0.042200		100.6	%	76.8-123.5		08/25/97 1307
SB		970815Z	0.97792		1.000		97.8	%	75-125		08/25/97 1311
CCV		970820T	2.41727		2.5		96.7	%	90-110		08/25/97 1332
CCB		970815T	-0.00050						0.005		08/25/97 1352
MS	972195-4	970815Z	0.97132		1.000	0.13153	84.0	%	80-120		08/25/97 1402
PDS	972195-4	970815Z	0.97853		1.000	0.13153	84.7	%	75-125		08/25/97 1421
MD	972195-4		0.12803			0.13153	2.7	R	20		08/25/97 1433
CCV		970820T	2.42721		2.5		97.1	%	90-110		08/25/97 1502
CCB		970815T	-0.00056						0.005		08/25/97 1507
MB		0820	0.00290						0.005		08/25/97 1548
MS	972183-1	970815Z	0.96448		1.000	0.00427	96.0	%	80-120		08/25/97 1608
MD	972183-1		0.00239			0.00427	0.00188	A	0.00500		08/25/97 1611
CCV		970820T	2.38503		2.5		95.4	%	90-110		08/25/97 1654
		970815T	-0.00025						0.005		08/25/97 1657

* %-% REC R-RPD A-ABS Diff. D-% Diff.

The analytical results, opinions or interpretations contained in this report are based upon information and material supplied by the client for whose exclusive and confidential use this report has been made. The analytical results, opinions or interpretations expressed represent the best judgment of Core Laboratories. Core Laboratories, however, makes no warranty or representation, express or implied, of any kind, and expressly disclaims same as to the productivity, proper operations or profitableness of any oil, gas, or other mineral property, well, or sand in connection with which such report is used or relied upon for any reason whatsoever. This report shall not be reproduced, in whole or in part, without the written approval of Core Laboratories.

CORE LABORATORIES

QUALITY CONTROL RESULTS

Job Number: 972194 Date: 08/28/97

CUSTOMER: Daniel B. Stephens & Associates PROJECT: ENRON ROSWELL/6033.2 ATTN: Bob Marley

Test Method.....: SW-846 6010A Batch.....: 25077 Analyst...: lmt
Method Description.: Metals Analysis (ICAP) Units.....: mg/L
Parameter.....: Chromium (Cr)

QC	Lab ID	Reagent	QC Result	QC Result	True Value	Orig. Value	Calc. Result	*	Limits	F	Date/Time
ISB		970817X	0.44225		0.5000		88.5	%	80-120		08/25/97 1746
ISA		970716W	47.27252		50.000000		94.5	%	80-120		08/25/97 1755
ISB		970818WW	43.69262		51.00		85.7	%	80-120		08/25/97 1757
CCV		970820T	2.32102		2.5		92.8	%	90-110		08/25/97 1808
CCB		970815T	0.00063						0.005		08/25/97 1817

Test Method.....: SW-846 6010A Batch.....: 25077 Analyst...: lmt
Method Description.: Metals Analysis (ICAP) Units.....: mg/L
Parameter.....: Cobalt (Co)

QC	Lab ID	Reagent	QC Result	QC Result	True Value	Orig. Value	Calc. Result	*	Limits	F	Date/Time
ICV		970508T	1.99902		2.00		100.0	%	90-110		08/25/97 1100
ICB		970815T	0.00017						0.005		08/25/97 1121
ISB		970817X	0.44532		0.5000		89.1	%	80-120		08/25/97 1136
ISB		970818WW	1.03710		1.000		103.7	%	80-120		08/25/97 1232
MB		0819	-0.00138						0.005		08/25/97 1258
[illegible]		970353	1.14090		1.230000		92.8	%	79.3-120.3		08/25/97 1301
[illegible]		970353	0.12190		0.123000		99.1	%	79.3-120.3		08/25/97 1307
SB		970815Z	0.96045		1.000		96.0	%	75-125		08/25/97 1311
CCV		970820T	2.44836		2.5		97.9	%	90-110		08/25/97 1332
CCB		970815T	-0.00008						0.005		08/25/97 1352
MS	972195-4	970815Z	0.89366		1.000	0.05112	84.3	%	80-120		08/25/97 1402
PDS	972195-4	970815Z	0.89953		1.000	0.05112	84.8	%	75-125		08/25/97 1421
MD	972195-4		0.04905			0.05112	4.1	R	20		08/25/97 1433
CCV		970820T	2.44629		2.5		97.9	%	90-110		08/25/97 1502
CCB		970815T	-0.00043						0.005		08/25/97 1507
MB		0820	-0.00147						0.005		08/25/97 1548
MS	972183-1	970815Z	0.94748		1.000	-0.00018	94.8	%	80-120		08/25/97 1608
MD	972183-1		0.00007			-0.00018	0.00025	A	0.00500		08/25/97 1611
CCV		970820T	2.41361		2.5		96.5	%	90-110		08/25/97 1654
CCB		970815T	0.00017						0.005		08/25/97 1657
ISB		970817X	0.43031		0.5000		86.1	%	80-120		08/25/97 1746
ISB		970818WW	1.01678		1.000		101.7	%	80-120		08/25/97 1757
CCV		970820T	2.35410		2.5		94.2	%	90-110		08/25/97 1808
CCB		970815T	0.00077						0.005		08/25/97 1817

Test Method.....: SW-846 6010A Batch.....: 25077 Analyst...: lmt
Method Description.: Metals Analysis (ICAP) Units.....: mg/L
Parameter.....: Copper (Cu)

QC	Lab ID	Reagent	QC Result	QC Result	True Value	Orig. Value	Calc. Result	*	Limits	F	Date/Time
ICV		970508T	1.91024		2.00		95.5	%	90-110		08/25/97 1100
ICB		970815T	0.00036						0.005		08/25/97 1121
ISB		970817X	0.47713		0.5000		95.4	%	80-120		08/25/97 1136
ISA		970716W	47.30976		50.000000		94.6	%	80-120		08/25/97 1143
ISB		970818WW	43.52136		51.00		85.3	%	80-120		08/25/97 1232
MB		0819	-0.00066						0.005		08/25/97 1258
LCS		970353	0.64482		0.689000		93.6	%	81.9-118.0		08/25/97 1301
		970353	0.06526		0.068900		94.7	%	81.9-118.0		08/25/97 1307

* %-% REC R-RPD A-ABS Diff. D-% Diff.

The analytical results, opinions or interpretations contained in this report are based upon information and material supplied by the client for whose exclusive and confidential use this report has been made. The analytical results, opinions or interpretations expressed represent the best judgment of Core Laboratories. Core Laboratories, however, makes no warranty or representation, express or implied, of any kind, and expressly disclaims same as to the productivity, proper operations or profitabilities of any oil, gas, or other mineral, property, well or sand in connection with which such report is used or relied upon for any reason whatsoever. This report shall not be reproduced, in whole or in part, without the written approval of Core Laboratories.

CORE LABORATORIES

QUALITY CONTROL RESULTS

Job Number: 972194 Date: 08/28/97

CUSTOMER: Daniel B. Stephens & Associates PROJECT: ENRON ROSWELL/6033.2 ATTN: Bob Marley

Test Method.....: SW-846 6010A Batch.....: 25077 Analyst...: lmt
Method Description.: Metals Analysis (ICAP) Units.....: mg/L
Parameter.....: Copper (Cu)

QC	Lab ID	Reagent	QC Result	QC Result	True Value	Orig. Value	Calc. Result	*	Limits	F	Date/Time
SB		970815Z	0.96776		1.000		96.8	%	75-125		08/25/97 1311
CCV		970820T	2.40310		2.5		96.1	%	90-110		08/25/97 1332
CCB		970815T	-0.00084						0.005		08/25/97 1352
MS	972195-4	970815Z	1.39814		1.000	0.67928	71.9	%	80-120		08/25/97 1402
PDS	972195-4	970815Z	1.55673		1.000	0.67928	87.7	%	75-125		08/25/97 1421
MD	972195-4		0.32479			0.67928	70.6	R	20	*	08/25/97 1433
CCV		970820T	2.40148		2.5		96.1	%	90-110		08/25/97 1502
CCB		970815T	-0.00016						0.005		08/25/97 1507
MS	972183-1	970815Z	0.97139		1.000	0.00412	96.7	%	80-120		08/25/97 1608
MD	972183-1		0.00739			0.00412	0.00327	A	0.00500		08/25/97 1611
CCV		970820T	2.39900		2.5		96.0	%	90-110		08/25/97 1654
CCB		970815T	0.00021						0.005		08/25/97 1657
ISB		970817X	0.44242		0.5000		88.5	%	80-120		08/25/97 1746
ISA		970716W	48.51488		50.000000		97.0	%	80-120		08/25/97 1755
ISB		970818WW	43.90776		51.00		86.1	%	80-120		08/25/97 1757
CCV		970820T	2.38339		2.5		95.3	%	90-110		08/25/97 1808
CCB		970815T	-0.00036						0.005		08/25/97 1817

* %-% REC R-RPD A-ABS Diff. D-% Diff.

The analytical results, opinions or interpretations contained in this report are based upon information and material supplied by the client for whose exclusive and confidential use this report has been made. The analytical results, opinions or interpretations expressed represent the best judgment of Core Laboratories. Core Laboratories, however, makes no warranty or representation, express or implied, of any kind, and expressly disclaims same as to the productivity, proper operations or profitableness of any oil, gas, coal or other mineral property, well or sand in connection with which such report is used or relied upon for any reason whatsoever. This report shall not be reproduced, in whole or in part, without the written approval of Core Laboratories.

CORE LABORATORIES

QUALITY CONTROL RESULTS

Job Number: 972194 Date: 08/28/97

CUSTOMER: Daniel B. Stephens & Associates PROJECT: ENRON ROSWELL/6033.2 ATTN: Bob Marley

QC Type	Description	Reag. Code	Lab ID	Dilution Factor	Date	Time

Test Method.....: SW-846 8240 Batch.....: 24700 Analyst ...: mla
Method Description.: Volatile Organics Units.....: ug/L

RS	Reference Standard	V970814B			08/14/97	1034

Parameter/Test Description	QC Result	QC Result	True Value	Orig. Value	Calc. Result	*	Limits
Benzene	54.95		50.3		109.2	%	70-130
Bromodichloromethane	52.63		50.3		104.6	%	70-130
Bromoform	53.50		50.2		106.6	%	70-130
Carbon tetrachloride	55.01		50.1		109.8	%	70-130
Chlorobenzene	53.01		50.2		105.6	%	70-130
Chloroform	50.36		50.2		100.3	%	70-130
Dibromochloromethane	48.99		50.2		97.6	%	70-130
1,1-Dichloroethane	52.96		50.2		105.5	%	70-130
1,2-Dichloroethane	52.25		50.1		104.3	%	70-130
1,1-Dichloroethene	54.00		50.2		107.6	%	70-130
trans-1,2-Dichloroethene	51.20		50.2		102.0	%	70-130
1,2-Dichloropropane	50.24		50.2		100.1	%	70-130
Ethylbenzene	53.27		50.2		106.1	%	70-130
hylene chloride	52.20		50.2		104.0	%	70-130
,2,2-Tetrachloroethane	49.61		50.3		98.6	%	70-130
Tetrachloroethene	53.06		50.2		105.7	%	70-130
Toluene	52.70		50.2		105.0	%	70-130
1,1,1-Trichloroethane	52.47		50.2		104.5	%	70-130
1,1,2-Trichloroethane	49.42		50.2		98.4	%	70-130
Trichloroethene	51.25		50.2		102.1	%	70-130

MB	Method Blank	AHD04			08/14/97	1104

Parameter/Test Description	QC Result	QC Result	True Value	Orig. Value	Calc. Result	*	Limits
Acetone	14.16						100
Benzene	ND						1
Bromodichloromethane	ND						5
Bromoform	ND						5
Bromomethane	ND						10
Methyl ethyl ketone (2-Butanone)	ND						100
Carbon disulfide	ND						5
Carbon tetrachloride	ND						5
Chlorobenzene	ND						5
Chloroethane	ND						10
2-Chloroethylvinyl ether	ND						10
Chloroform	ND						5
Chloromethane	ND						10
Dibromochloromethane	ND						5
1,1-Dichloroethane	ND						5
1,2-Dichloroethane	ND						5
1,1-Dichloroethene	ND						5
trans-1,2-Dichloroethene	ND						5
1,2-Dichloropropane	ND						5
cis-1,3-Dichloropropene	ND						5
trans-1,3-Dichloropropene	ND						5
lbenzene	ND						5

* %-% REC R-RPD A-ABS Diff. D-% Diff.

The analytical results, opinions or interpretations contained in this report are based upon information and material supplied by the client for whose exclusive and confidential use this report has been made. The analytical results, opinions or interpretations expressed represent the best judgment of Core Laboratories. Core Laboratories, however, makes no warranty or representation, express or implied, of any type, and expressly disclaims same as to the productivity, proper operations or profitableness of any oil, gas, coal or other mineral property, well or sand in connection with which such report is used or relied upon for any reason whatsoever. This report may not be reproduced, in whole or in part, without the written approval of Core Laboratories.

CORE LABORATORIES

QUALITY CONTROL RESULTS

Job Number: 972194 Date: 08/28/97

CUSTOMER: Daniel B. Stephens & Associates PROJECT: ENRON ROSWELL/6033.2 ATTN: Bob Marley

QC Type	Description	Reag. Code	Lab ID	Dilution Factor	Date	Time
MB	Method Blank	AHD04			08/14/97	1104

Parameter/Test Description	QC Result	QC Result	True Value	Orig. Value	Calc. Result	*	Limits
2-Hexanone	ND						50
Methylene chloride	3.04						5
4-Methyl-2-pentanone (MIBK)	ND						50
Styrene	ND						5
1,1,2,2-Tetrachloroethane	ND						5
Tetrachloroethene	ND						5
Toluene	ND						5
1,1,1-Trichloroethane	ND						5
1,1,2-Trichloroethane	ND						5
Trichloroethene	ND						5
Vinyl acetate	ND						50
Vinyl chloride	ND						10
Xylenes (total)	ND						5

MS	Matrix Spike	V970721D	972194-1		08/14/97	1636

Parameter/Test Description	QC Result	QC Result	True Value	Orig. Value	Calc. Result	*	Limits
zene	57.32		51.460	ND	111.4	%	66-142
Chlorobenzene	50.66		50.055	ND	101.2	%	60-133
1,1-Dichloroethene	58.17		54.980	ND	105.8	%	59-172
Toluene	53.19		50.615	ND	105.1	%	59-139
Trichloroethene	52.67		51.105	ND	103.1	%	62-137

MSD	Matrix Spike Duplicate	V970721D	972194-1		08/14/97	1707

Parameter/Test Description	QC Result	QC Result	True Value	Orig. Value	Calc. Result	*	Limits
Benzene	51.13	57.32	51.460	ND	99.4	%	66-142
					11.4	R	21
Chlorobenzene	46.20	50.66	50.055	ND	92.3	%	60-133
					9.2	R	21
1,1-Dichloroethene	52.28	58.17	54.980	ND	95.1	%	59-172
					10.7	R	22
Toluene	47.08	53.19	50.615	ND	93.0	%	59-139
					12.2	R	21
Trichloroethene	47.41	52.67	51.105	ND	92.8	%	62-137
					10.5	R	24

Test Method.....: SW-846 8270 Batch.....: 25039 Analyst ...: dmj
Method Description.: Semivolatile Organics Units.....: ug/L

MB	Method Blank	MB3330			08/22/97	1155

Parameter/Test Description	QC Result	QC Result	True Value	Orig. Value	Calc. Result	*	Limits
Acenaphthene	ND						10
aphthylene	ND						10

* %-% REC R-RPD A-ABS Diff. D-% Diff.

The analytical results, opinions or interpretations contained in this report are based upon information and material supplied by the client for whose exclusive and confidential use this report has been made. The analytical results, opinions or interpretations expressed represent the best judgment of Core Laboratories. Core Laboratories, however, makes no warranty or representation, express or implied, of any kind, and expressly disclaims same as to the productivity, proper operations or profitableness of any oil, gas, coal or other mineral property, well or sand in connection with which such report is used or relied upon for any reason whatsoever. This report shall not be reproduced, in whole or in part, without the written approval of Core Laboratories.

CORE LABORATORIES

QUALITY CONTROL RESULTS

Job Number: 972194 Date: 08/28/97

CUSTOMER: Daniel B. Stephens & Associates PROJECT: ENRON ROSWELL/6033.2 ATTN: Bob Marley

QC Type	Description	Reag. Code	Lab ID	Dilution Factor	Date	Time
MB	Method Blank	MB3330			08/22/97	1155

Parameter/Test Description	QC Result	QC Result	True Value	Orig. Value	Calc. Result	*	Limits
Anthracene	ND						10
Benzidine	ND						50
Benzo(a)anthracene	ND						10
Benzo(b)fluoranthene	ND						10
Benzo(k)fluoranthene	ND						10
Benzo(ghi)perylene	ND						10
Benzo(a)pyrene	ND						10
Benzyl alcohol	ND						20
Butyl benzyl phthalate	ND						10
Bis(2-chloroethoxy)methane	ND						10
Bis(2-chloroethyl)ether	ND						10
Bis(2-chloroisopropyl)ether	ND						10
Bis(2-ethylhexyl)phthalate	1.16						10
4-Bromophenyl phenyl ether	ND						10
4-Chloroaniline	ND						10
2-Chloronaphthalene	ND						10
4-Chlorophenyl phenyl ether	ND						10
Chrysene	ND						10
nzo(a,h)anthracene	ND						10
enzofuran	ND						10
1,2-Dichlorobenzene	ND						10
1,3-Dichlorobenzene	ND						10
1,4-Dichlorobenzene	ND						10
3,3-Dichlorobenzidine	ND						20
Diethyl phthalate	ND						10
Dimethyl phthalate	ND						10
Di-n-butyl phthalate	1.06						10
Di-n-octyl phthalate	ND						10
2,4-Dinitrotoluene	ND						10
2,6-Dinitrotoluene	ND						10
Fluoranthene	ND						10
Fluorene	ND						10
Hexachlorobenzene	ND						10
Hexachlorobutadiene	ND						10
Hexachlorocyclopentadiene	ND						10
Hexachloroethane	ND						10
Indeno(1,2,3-cd)pyrene	ND						10
Isophorone	ND						10
2-Methylnaphthalene	ND						10
Naphthalene	ND						10
o-Nitroaniline	ND						50
m-Nitroaniline	ND						50
p-Nitroaniline	ND						50
Nitrobenzene	ND						10
n-Nitrosodi-n-propylamine	ND						10
n-Nitrosodiphenylamine	ND						10
Phenanthrene	ND						10
Pyrene	ND						10
1,2,4-Trichlorobenzene	ND						10
Benzoic acid	ND						50
4-Chloro-3-methylphenol	ND						10
2-Chlorophenol	ND						10
Dichlorophenol	ND						10

* %-% REC R-RPD A-ABS Diff. D-% Diff.

The analytical results, opinions or interpretations contained in this report are based upon information and material supplied by the client for whose exclusive and confidential use this report has been made. The analytical results, opinions or interpretations expressed represent the best judgment of Core Laboratories. Core Laboratories, however, makes no warranty or representation, express or implied, of any kind, and expressly disclaims same as to the productivity, proper operations or profitableness of any oil, gas, coal or other mineral property, well or sand in connection with which such report is used or relied upon for any reason whatsoever. This report shall not be reproduced, in whole or in part, without the written approval of Core Laboratories.

CORE LABORATORIES

QUALITY CONTROL RESULTS

Job Number: 972194 Date: 08/28/97

CUSTOMER: Daniel B. Stephens & Associates PROJECT: ENRON ROSWELL/6033.2 ATTN: Bob Marley

QC Type	Description	Reag. Code	Lab ID	Dilution Factor	Date	Time
MB	Method Blank	MB3330			08/22/97	1155

Parameter/Test Description	QC Result	QC Result	True Value	Orig. Value	Calc. Result	*	Limits
2,4-Dimethylphenol	ND						10
2,4-Dinitrophenol	ND						50
2-Methyl-4,6-dinitrophenol	ND						50
2-Methylphenol (o-cresol)	ND						10
4-Methylphenol (p-cresol)	ND						10
2-Nitrophenol	ND						10
4-Nitrophenol	ND						50
Pentachlorophenol	ND						50
Phenol	ND						10
2,4,5-Trichlorophenol	ND						10
2,4,6-Trichlorophenol	ND						10

Test Method.....: SW-846 8080 Batch.....: 25055 Analyst ...: smc
Method Description.: PCB Analysis Units.....: ug/L

	Method Blank	3327			08/22/97	2034

Parameter/Test Description	QC Result	QC Result	True Value	Orig. Value	Calc. Result	*	Limits
Aroclor 1016	ND						0.5
Aroclor 1221	ND						0.5
Aroclor 1232	ND						0.5
Aroclor 1242	ND						0.5
Aroclor 1248	ND						0.5
Aroclor 1254	ND						0.5
Aroclor 1260	ND						0.5
Aroclor 1262	ND						0.5
Aroclor 1268	ND						0.5

LCS	Laboratory Control Sample	P970502B		10.0	08/22/97	2013

Parameter/Test Description	QC Result	QC Result	True Value	Orig. Value	Calc. Result	*	Limits
Aroclor 1254	0.213		0.200000		106.5	%	29-131

LCD	Laboratory Control Sample Duplicate	P970502B		10.0	08/22/97	2132

Parameter/Test Description	QC Result	QC Result	True Value	Orig. Value	Calc. Result	*	Limits
Aroclor 1254	0.221	0.213	0.200000		110.5	%	29-131
					3.7	R	50

* %-% REC R-RPD A-ABS Diff. D-% Diff.

The analytical results, opinions or interpretations contained in this report are based upon information and material supplied by the client for whose exclusive and confidential use this report has been made. The analytical results, opinions or interpretations expressed represent the best judgment of Core Laboratories. Core Laboratories, however, makes no warranty or representation, express or implied, as to the productivity, proper operations or profitableness of any oil, gas, or other mineral property, well or sand in connection with which such report is used or relied upon for any reason whatsoever. This report may not be reproduced, in whole or in part, without the written approval of Core Laboratories.

CORE LABORATORIES

SURROGATE RECOVERIES REPORT

Job Number.: 972194 Report Date: 08/28/97

CUSTOMER: Daniel B. Stephens & Associates PROJECT: ENRON ROSWELL/6033.2 ATTN: Bob Marley

Method.....: SW-846 8240 Batch.....: 24700
Method Code.....: 8240 Analyst.....: mla

Surrogate	Units
4-Bromofluorobenzene	ug/L

Lab ID	Matrix	QC Type	Dilution	Result	True Value	Percent Recovery	Limits	Flag	Date	Time
	Solid	RS		51.10	50.172	101.8	74-121		08/14/97	1034
	Solid	MB		50.90	50.172	101.5	74-121		08/14/97	1104
972194-1	Solid			49.39	50.172	98.4	74-121		08/14/97	1606
972194-1	Solid	MS		47.93	50.172	95.5	74-121		08/14/97	1636
972194-1	Solid	MSD		49.13	50.172	97.9	74-121		08/14/97	1707
972195-4	Solid			49.82	50.172	99.3	74-121		08/14/97	1737
972195-10	Solid			47.51	50.172	94.7	74-121		08/14/97	1807
972195-17	Solid			47.61	50.172	94.9	74-121		08/14/97	1837

Surrogate	Units
Dibromofluoromethane	ug/L

Lab ID	Matrix	QC Type	Dilution	Result	True Value	Percent Recovery	Limits	Flag	Date	Time
	Solid	RS		47.78	50.190	95.2	80-120		08/14/97	1034
	Solid	MB		48.71	50.190	97.1	80-120		08/14/97	1104
972194-1	Solid			47.87	50.190	95.4	80-120		08/14/97	1606
972194-1	Solid	MS		40.85	50.190	81.4	80-120		08/14/97	1636
972194-1	Solid	MSD		30.54	50.190	60.8	80-120	X	08/14/97	1707
972195-4	Solid			49.57	50.190	98.8	80-120		08/14/97	1737
972195-10	Solid			50.03	50.190	99.7	80-120		08/14/97	1807
972195-17	Solid			49.66	50.190	98.9	80-120		08/14/97	1837

Surrogate	Units
Toluene-d8	ug/L

Lab ID	Matrix	QC Type	Dilution	Result	True Value	Percent Recovery	Limits	Flag	Date	Time
	Solid	RS		48.35	50.175	96.4	81-117		08/14/97	1034
	Solid	MB		49.18	50.175	98.0	81-117		08/14/97	1104
972194-1	Solid			46.37	50.175	92.4	81-117		08/14/97	1606
972194-1	Solid	MS		46.77	50.175	93.2	81-117		08/14/97	1636
972194-1	Solid	MSD		46.05	50.175	91.8	81-117		08/14/97	1707
972195-4	Solid			47.65	50.175	95.0	81-117		08/14/97	1737
972195-10	Solid			47.34	50.175	94.3	81-117		08/14/97	1807
972195-17	Solid			44.87	50.175	89.4	81-117		08/14/97	1837

The analytical results, opinions or interpretations contained in this report are based upon information and material supplied by the client for whose exclusive and confidential use this report has been made. The analytical results, opinions or interpretations expressed represent the best judgment of Core Laboratories. Core Laboratories, however, makes no warranty or representation, express or implied, of any type, and expressly disclaims same as to the productivity, proper operations or profitableness of any oil, gas, coal or other mineral property, well or sand in connection with which such report is used or relied upon for any reason whatsoever. This report shall not be reproduced, in whole or in part, without the written approval of Core Laboratories.

CORE LABORATORIES

SURROGATE RECOVERIES REPORT

Job Number.: 972194

Report Date: 08/28/97

CUSTOMER: Daniel B. Stephens & Associates PROJECT: ENRON ROSWELL/6033.2 ATTN: Bob Marley

Method.....: SW-846 8270
Method Code.....: 8270

Batch.....: 25039
Analyst.....: dmj

Surrogate	Units
2,4,6-Tribromophenol	ug/L

Lab ID	Matrix	QC Type	Dilution	Result	True Value	Percent Recovery	Limits	Flag	Date	Time
	Solid	MB	1.00	90.48	100.51	90	19-122		08/22/97	1155
972194-1	Solid		1.00	73.28	100.51	73	19-122		08/22/97	1744
972195-4	Solid		1.00	95.06	100.51	95	19-122		08/22/97	1842
972195-10	Solid		1.00	76.56	100.51	76	19-122		08/22/97	1939
972195-17	Solid		1.00	85.55	100.51	85	19-122		08/22/97	2036

Surrogate	Units
2-Fluorobiphenyl	ug/L

Lab ID	Matrix	QC Type	Dilution	Result	True Value	Percent Recovery	Limits	Flag	Date	Time
	Solid	MB	1.00	43.34	50.00	87	30-115		08/22/97	1155
972194-1	Solid		1.00	45.09	50.00	90	30-115		08/22/97	1744
972195-4	Solid		1.00	44.07	50.00	88	30-115		08/22/97	1842
972195-10	Solid		1.00	45.21	50.00	90	30-115		08/22/97	1939
972195-17	Solid		1.00	47.10	50.00	94	30-115		08/22/97	2036

Surrogate	Units
2-Fluorophenol	ug/L

Lab ID	Matrix	QC Type	Dilution	Result	True Value	Percent Recovery	Limits	Flag	Date	Time
	Solid	MB	1.00	90.30	99.98	90	25-121		08/22/97	1155
972194-1	Solid		1.00	89.62	99.98	90	25-121		08/22/97	1744
972195-4	Solid		1.00	44.07	99.98	44	25-121		08/22/97	1842
972195-10	Solid		1.00	85.55	99.98	86	25-121		08/22/97	1939
972195-17	Solid		1.00	89.24	99.98	89	25-121		08/22/97	2036

Surrogate	Units
Nitrobenzene-d5	ug/L

Lab ID	Matrix	QC Type	Dilution	Result	True Value	Percent Recovery	Limits	Flag	Date	Time
	Solid	MB	1.00	45.05	50.07	90	23-120		08/22/97	1155
972194-1	Solid		1.00	45.65	50.07	91	23-120		08/22/97	1744
972195-4	Solid		1.00	43.67	50.07	87	23-120		08/22/97	1842
972195-10	Solid		1.00	46.67	50.07	93	23-120		08/22/97	1939
972195-17	Solid		1.00	49.15	50.07	98	23-120		08/22/97	2036

The analytical results, opinions or interpretations contained in this report are based upon information and material supplied by the client for whose exclusive and confidential use this report has been made. The analytical results, opinions or interpretations expressed represent the best judgment of Core Laboratories. Core Laboratories, however, makes no warranty or representation, express or implied, of any kind, and expressly disclaims same as to the productivity, proper operations or profitableness of any oil, gas, coal or other mineral property, well or sand in connection with which such report is used or relied upon for any reason whatsoever. This report shall not be reproduced, in whole or in part, without the written approval of Core Laboratories.

CORE LABORATORIES

SURROGATE RECOVERIES REPORT

Job Number.: 972194 Report Date: 08/28/97

CUSTOMER: Daniel B. Stephens & Associates PROJECT: ENRON ROSWELL/6033.2 ATTN: Bob Marley

Surrogate	Units
Phenol-d6	ug/L

Lab ID	Matrix	QC Type	Dilution	Result	True Value	Percent Recovery	Limits	Flag	Date	Time
	Solid	MB	1.00	88.09	100.40	88	24-113		08/22/97	1155
972194-1	Solid		1.00	90.87	100.40	91	24-113		08/22/97	1744
972195-4	Solid		1.00	90.16	100.40	90	24-113		08/22/97	1842
972195-10	Solid		1.00	92.31	100.40	92	24-113		08/22/97	1939
972195-17	Solid		1.00	95.20	100.40	95	24-113		08/22/97	2036

Surrogate	Units
Terphenyl-d14	ug/L

Lab ID	Matrix	QC Type	Dilution	Result	True Value	Percent Recovery	Limits	Flag	Date	Time
	Solid	MB	1.00	45.95	50.02	92	18-137		08/22/97	1155
972194-1	Solid		1.00	48.01	50.02	96	18-137		08/22/97	1744
972195-4	Solid		1.00	48.10	50.02	96	18-137		08/22/97	1842
95-10	Solid		1.00	49.74	50.02	99	18-137		08/22/97	1939
.95-17	Solid		1.00	49.48	50.02	99	18-137		08/22/97	2036

Method.....: SW-846 8080 Batch.....: 25055
Method Code.....: 8080PC Analyst.....: smc

Surrogate	Units
2,4,5,6-Tetrachloro-m-xylene	ug/L

Lab ID	Matrix	QC Type	Dilution	Result	True Value	Percent Recovery	Limits	Flag	Date	Time
	Solid	MB		0.0209	0.02005	104	60-150		08/22/97	2034
	Solid	LCS		0.0208	0.02005	104	60-150		08/22/97	2013
	Solid	LCD		0.0211	0.02005	105	60-150		08/22/97	2132
972194-1	Solid			0.0195	0.02005	97	60-150		08/22/97	2259
972195-4	Solid			0.0209	0.02005	104	60-150		08/22/97	2328
972195-10	Solid			0.0208	0.02005	104	60-150		08/22/97	2357
972195-17	Solid			0.0212	0.02005	106	60-150		08/23/97	0026

Surrogate	Units
Decachlorobiphenyl	ug/L

Lab ID	Matrix	QC Type	Dilution	Result	True Value	Percent Recovery	Limits	Flag	Date	Time
	Solid	MB		0.0201	0.02005	100	60-150		08/22/97	2034
	Solid	LCS		0.0200	0.02005	100	60-150		08/22/97	2013
	Solid	LCD		0.0205	0.02005	102	60-150		08/22/97	2132
94-1	Solid			0.0201	0.02005	100	60-150		08/22/97	2259

The analytical results, opinions or interpretations contained in this report are based upon information and material supplied by the client for whose exclusive and confidential use this report has been made. The analytical results, opinions or interpretations expressed represent the best judgment of Core Laboratories. Core Laboratories, however, makes no warranty or representation, express or implied, of any type, and expressly disclaims same, as to the productivity, proper operations or profitableness of any oil, gas, coal or other mineral property, well or sand in connection with which such report is used or relied upon for any reason whatsoever. This report shall not be reproduced, in whole or in part, without the written approval of Core Laboratories.

CORE LABORATORIES

SURROGATE RECOVERIES REPORT

Job Number.: 972194

Report Date: 08/28/97

CUSTOMER: Daniel B. Stephens & Associates PROJECT: ENRON ROSWELL/6033.2 ATTN: Bob Marley

Surrogate	Units
Decachlorobiphenyl	ug/L

Lab ID	Matrix	QC Type	Dilution	Result	True Value	Percent Recovery	Limits	Flag	Date	Time
972195-4	Solid			0.0207	0.02005	103	60-150		08/22/97	2328
972195-10	Solid			0.0204	0.02005	102	60-150		08/22/97	2357
972195-17	Solid			0.0208	0.02005	104	60-150		08/23/97	0026

The analytical results, opinions or interpretations contained in this report are based upon information and material supplied by the client for whose exclusive and confidential use this report has been made. The analytical results, opinions or interpretations expressed represent the best judgment of Core Laboratories. Core Laboratories, however, makes no warranty or representation, express or implied, of any type, and expressly disclaims same as to the productivity, proper operations or profitableness of any oil, gas, coal or other mineral property, well or sand in connection with which such report is used or relied upon for any reason whatsoever. This report shall not be reproduced, in whole or in part, without the written approval of Core Laboratories.

CORE LABORATORIES

QUALITY ASSURANCE METHODS

REFERENCES AND NOTES

Report Date: 08/28/97

	WATER LIMITS Recovery	WATER LIMITS RPD	SOIL LIMITS Recovery	SOIL LIMITS RPD
VOLATILE ORGANICS				
Methods 602/8020 Surrogate				
Bromofluorobenzene	89-110%		78-123%	
Methods 602/8020 Spike/Spike Duplicate				
Benzene	39-150%	25	75-125%	25
Ethylbenzene	32-160%	25	60-140%	25
Toluene	46-148%	25	70-130%	25
Xylenes	75-125%	25	61-139%	25
Method 8015 Mod. Spike/Spike Duplicate				
TVPH	75-125%	20	48-152%	20
TEPH	54-135%	20	54-135%	20
Methods 624/8240/8260 Surrogates				
Dibromofluoromethane	86-118%		80-120%	
Toluene-(d8)	88-110%		81-117%	
4-Bromofluorobenzene	86-115%		74-121%	
Method 524.2 Surrogates				
4-Bromofluorobenzene	80-120%			
1,4-Dichlorobenzene-d4	80-120%			
Methods 624/8240 Spike/Spike Duplicate				
1,1-Dichloroethene	61-145%	14	59-172%	22
Trichloroethene	71-120%	14	62-137%	24
Benzene	76-127%	11	66-142%	21
Toluene	76-125%	13	59-139%	21
Chlorobenzene	75-130%	13	60-133%	21
Method 8260 Spike/Spike Duplicate				
1,1-Dichloroethene	70-130%	14	70-130%	22
Trichloroethene	71-120%	14	70-130%	24
Benzene	76-127%	11	70-130%	21
Toluene	76-125%	13	70-130%	21
Chlorobenzene	75-130%	13	70-130%	21
Method 524.2 Spike/Spike Duplicate				
1,1-Dichloroethene	80-120%	14		
Trichloroethene	80-120%	14		
Benzene	80-120%	11		
Toluene	80-120%	13		
Chlorobenzene	80-120%	13		
PESTICIDES AND PCB'S				
Methods 608/8080 Surrogates				
Tetrachloro-m-xylene	60-150%		60-150%	
4,4'-Dichlorobiphenyl	60-150%		60-150%	
Decachlorobiphenyl	60-150%		60-150%	
Method 8140 Surrogates				
Tributylphosphate	36-152%		36-152%	
Triphenylphosphate	36-152%		36-152%	

The analytical results, opinions or interpretations contained in this report are based upon information and material supplied by the client for whose exclusive and confidential use this report has been made. The analytical results, opinions or interpretations expressed represent the best judgment of Core Laboratories. Core Laboratories, however, makes no warranty or representation, express or implied, of any type, and expressly disclaims same as to the productivity, proper operations, or profitableness of any oil, gas, coal or other mineral property, well or sand in connection with which such report is used or relied upon for any reason whatsoever. This report shall not be reproduced, in whole or in part, without the written approval of Core Laboratories.

QUALITY ASSURANCE METHODS

REFERENCES AND NOTES

Report Date: 08/28/97

	WATER LIMITS Recovery	WATER LIMITS RPD	SOIL LIMITS Recovery	SOIL LIMITS RPD
SEMIVOLATILE ORGANICS				
Methods 625/8270 Surrogates				
Nitrobenzene-d5	35-114%		23-120%	
2-Fluorobiphenyl	43-116%		30-115%	
4-Terphenyl-d14	33-141%		18-137%	
Phenol-d6	10-94%		24-113%	
2-Fluorophenol	21-100%		25-121%	
2,4,6-Tribromophenol	10-123%		19-122%	
Methods 625/8270 Spike/Spike Duplicate				
Phenol	12-110%	42	26-90%	35
2-Chlorophenol	27-123%	40	25-102%	50
1,4-Dichlorobenzene	36-97%	28	28-104%	27
N-Nitroso-di-n-propylamine	41-116%	38	41-126%	38
1,2,4-Trichlorobenzene	39-98%	28	38-107%	23
4-Chloro-3-methylphenol	23-97%	42	26-103%	33
Acenaphthene	46-118%	31	31-137%	19
4-Nitrophenol	10-80%	50	11-114%	50
2,4-Dintrotoluene	24-96%	38	28-89%	47
Pentachlorophenol	9-103%	50	17-109%	47
Pyrene	26-127%	31	35-142%	36
HERBICIDES				
Method 8150 Surrogate				
2,4-Dichlorophenylacetic acid	50-150%		50-150%	
Method 8150 Spike/Spike Duplicate				
2,4-D	41-126%	25	41-126%	25
2,4,5-T	45-119%	25	45-119%	25

The analytical results, opinions or interpretations contained in this report are based upon information and material supplied by the client for whose exclusive and confidential use this report has been made. The analytical results, opinions or interpretations expressed represent the best judgment of Core Laboratories. Core Laboratories, however, makes no warranty or representation, express or implied, of any kind, and expressly disclaims same as to the productivity, proper operations or profitableness of any oil, gas, coal or other mineral property, well or sand in connection with which such report is used or relied upon for any reason whatsoever. This report shall not be reproduced, in whole or in part, without the written approval of Core Laboratories.

QUALITY ASSURANCE METHODS

REFERENCES AND NOTES

Report Date: 08/28/97

(1) EPA 600/4-79-020 Methods for Chemical Analysis of Water and Wastes, March 1983

(2) EPA SW846 Test Methods for Evaluating Solid Waste, Third Edition, September 1986

(3) EPA SW846 Test Methods for Evaluating Solid Waste, Final Update I, July 1992

(4) EPA SW846 Test Methods for Evaluating Solid Waste, Final Update II, September 1994

(5) EPA SW846 Test Methods for Evaluating Solid Waste, Final Update IIA, August 1993

(6) EPA SW846 Test Methods for Evaluating Solid Waste, Final Update IIB, January 1995

(7) Standard Methods for the Examination of Water and Wastewater, 16th Edition, 1985

(8) Standard Methods for the Examination of Water and Wastewater, 17th Edition, 1989

(9) Standard Methods for the Examination of Water and Wastewater, 18th Edition, 1992

(10) EPA 600/4-80-032 Prescribed Procedures For Measurement Of Radioactivity in Drinking Water, August 1980

(11) EPA 600/8-78-017 Microbiological Methods For Monitoring The Environment, December 1978

(12) Federal Register, July 1, 1990 (40 CFR Part 136)

(13) EPA 600/4-88-03 Methods For The Determination of Organics Compounds in Drinking Water, December 1988

(14) U.S.G.S. Methods For Determination of Inorganic Substances In Water And Fluvial Sediments, Book 5, Chapter A1, 1985

(15) Federal Register, June 7, 1991 (40 CFR Parts 141 & 142)

(16) ASTM Section 11 Water and Environmental Technology, Volume 11.01 Water (1), 1991

(17) Methods of Soil Analysis, American Society of Agronomy, Agronomy No. 9, 1965

(18) ASTM Section 5, Petroleum Products, Lubricants, and Fossil Fuels, Volume 05.05, Gaseous Fuels, Coal, and Coke

(19) EPA 600/2-78-054 Field and Laboratory Methods Applicable To Overburdens and Mine Soils, March 1978

(20) ASTM Part 19, Soils and Rocks; Building Stones, 1981

The analytical results, opinions or interpretations contained in this report are based upon information and material supplied by the client for whose exclusive and confidential use this report has been made. The analytical results, opinions or interpretations expressed represent the best judgment of Core Laboratories. Core Laboratories, however, makes no warranty or representation, express or implied, of any type, and expressly disclaims same as to the productivity, proper operations or profitableness of any oil, gas, or other mineral property, well or sand in connection with which such report is used or relied upon for any reason whatsoever. This report shall not be reproduced, in whole or in part, without the written approval of Core Laboratories.

QUALITY ASSURANCE METHODS

REFERENCES AND NOTES

Report Date: 08/28/97

COMMENTS

a) ND = Not detected. NC = Not calculable due to value(s) lower than the detection limit.

b) Data in the QA report may differ from final results due to digestion and/or dilution of samples into analytical ranges. Quality control results are reported "as analyzed" within the instruments established calibration range.

c) The "Time Analyzed" in the QA report refers to the start time of the analytical batch which may not reflect the actual time of each analysis. The "Date Analyzed" is the actual date of analysis.

d) Results for soil and sludge samples are reported on a wet weight basis (i.e. not corrected for percent moisture) unless otherwise indicated.

BLANK QC SAMPLE IDENTIFICATION

MB	Method Blank
EB	Extraction Blank
ICB	Initial Calibration Blank
CCB	Continuing Calibration Blank

SPIKE QC SAMPLE IDENTIFICATION

MS	Method (Matrix) Spike
MSD	Method (Matrix) Spike Duplicate
PDS	Post-Digestion Spike
PSD	Post-Digestion Spike Duplicate
SB	Spike Blank
SBD	Spike Blank Duplicate

REFERENCE STANDARD QC SAMPLE IDENTIFICATION

LCS	Laboratory Control Standard
RS	Reference Standard
ICV	Initial Calibration Verification Standard
CCV	Continuing Calibration Verification Standard
ISA/ISB	ICP Interference Check Sample
ICL	Initial Calibration/Laboratory Control Sample
DSC	Distilled Standard Check
CRI	CRDL Low-Level ICP Standard

DUPLICATE QC SAMPLE IDENTIFICATION

MD	Method (Matrix) Duplicate
ED	Extraction Duplicate
SD	Serial Dilution

Analyses performed by a subcontract laboratory are indicated on the analytical and/or quality control reports under "Technician" using the following codes:

SUBCONTRACT LABORATORY	CODE
Core Laboratories - Anaheim, CA	* AN
Core Laboratories - Casper, WY	* CA
Core Laboratories - Corpus Christi, TX	* CC
Core Laboratories - Edison, NJ	* ED

The analytical results, opinions or interpretations contained in this report are based upon information and material supplied by the client for whose exclusive and confidential use this report has been made. The analytical results, opinions or interpretations expressed represent the best judgment of Core Laboratories. Core Laboratories, however, makes no warranty or representation, express or implied, of any kind and expressly disclaims same as to the productivity, proper operations or profitableness of any oil, gas, coal or other mineral property, well or mine in connection with which such report is used or relied upon for any reason whatsoever. This report shall not be reproduced, in whole or in part, without the written approval of Core Laboratories.

QUALITY ASSURANCE METHODS

REFERENCES AND NOTES

Report Date: 08/28/97

Core Laboratories - Gulf States - Houston, TX	* HE
Core Laboratories - Houston, TX	* HP
Core Laboratories - Indianapolis, IN	* IN
Core Laboratories - Lake Charles, LA	* LC
Core Laboratories - Long Beach, CA	* LB
Core Laboratories - Tampa, FL	* TP
Core Laboratories - Valparaiso, IN	* VP
Other Subcontract Laboratories	* XX

EXPLANATION OF DATA QUALIFIERS - ORGANIC PARAMETERS

U - This qualifier indicates that the analyte was analyzed for but not detected.
J - This qualifier indicates that the value is an estimate. It is used when a compound is determined to be present based on the mass spectral data but at a concentration less than the practical quantitation limit of the method.
E - This qualifier indicates that a sample result is an estimate because the concentration exceeded the upper calibration range of the instrument.

EXPLANATION OF DATA QUALIFIERS - METALS & INORGANIC PARAMETERS

U - This qualifier indicates that the analyte was analyzed for but not detected.
B - This qualifier indicates that the analyte was detected at a level below the reporting limit but greater than or equal to the instrument detection limit.

EXPLANATION OF DATA FLAGS - ALL PARAMETERS

B - This flag indicates that an analyte is present in the method blank as well as in the sample. The client should consider this when evaluating the data.
E - This flag indicates the reported value is estimated due to sample matrix interference.
W - This flag indicates that a post-digestion spike for GFAA analysis is outside quality control limits.
X - This flag indicates that a surrogate recovery is outside quality control limits.
Y - This flag indicates a spike or spike duplicate recovery is outside quality control limits.
Z - This flag indicates a relative percent difference for a spike and spike duplicate is outside quality control limits.
* - This flag indicates a relative percent difference for a duplicate analysis is outside quality control limits.
^ - This flag indicates a percent recovery for a standard is outside quality control limits.

The analytical results, opinions or interpretations contained in this report are based upon information and material supplied by the client for whose exclusive and confidential use this report has been made. The analytical results, opinions or interpretations expressed represent the best judgment of Core Laboratories. Core Laboratories, however, makes no warranty or representation, express or implied, of any kind, and expressly disclaims same as to the productivity, proper operations or profitableness of any oil, gas, coal or other minerals, property, well or sand in connection with which such report is used or relied upon for any reason whatsoever. This report shall not be reproduced, in whole or in part, without the written approval of Core Laboratories.

Job Number 972195
August 28, 1997

CORE LABORATORIES

ANALYTICAL REPORT

JOB NUMBER: 972195

Prepared For:

Daniel B. Stephens & Associates
6020 Academy NE
Suite 100
Albuquerque, NM 87109

Attention: Bob Marley

Date: 08/28/97

Don Morris
Signature

August 28, 1997
Date

Name: Don L. Morris

Title: Project Coordinator

CORE LABORATORIES, INC.
10703 East Bethany Drive
Aurora, CO 80014

PHONE: (303) 751-1780
FAX: (303) 751-1784

The analytical results, opinions or interpretations contained in this report are based upon information and material supplied by the client for whose exclusive and confidential use this report has been made. The analytical results, opinions or interpretations expressed represent the best judgment of Core Laboratories. Core Laboratories, however, makes no warranty or representation, express or implied, of any type, and expressly disclaims same as to the productivity, proper operations or profitableness of any oil, gas, coal or other mineral property, well or sand in connection with which such report is used or relied upon for any reason whatsoever. This report shall not be reproduced, in whole or in part, without the written approval of Core Laboratories.

CORE LAB

CORE LABORATORIES, INC.

PAGE 1 OF 2

№ 109020

CHAIN OF CUSTODY RECORD

CUSTOMER INFORMATION	PROJECT INFORMATION
COMPANY: DANIEL B. STEPHENS & ASSOC	PROJECT NAME/NUMBER: ENRON ROSWELL / 6033.2
SEND REPORT TO: BOB MARLEY	BILLING INFORMATION
ADDRESS: 6020 ACADEMY NE #100	BILL TO: GEORGE ROBINSON
ALBUQUERQUE NM 87109	ADDRESS: C/O ENRON ENVIRONMENTAL 1400 SMITH ST HUSTON TX 77002
PHONE: 505-822-9400	PHONE: 713-646-7327
FAX: 505-822-8877	FAX: PO NO.:

LAB JOB NO. 972195

SAMPLE NO.	SAMPLE DESCRIPTION	SAMPLE DATE	SAMPLE TIME	SAMPLE MATRIX	CONTAINER	PRESERV.	NUMBER OF CONTAINERS	TPH	VOCs 8240	SVOCs, PCB, METALS						REMARKS / PRECAUTIONS
1	MW-22-10	8/4/97	1035	SOIL	4 oz	NONE	1	X								
2	MW-22-20	8/4/97	1050	SOIL	4 oz		1	X								
3	MW-22-50	8/4/97	1135	SOIL	4 oz		1	X								
4	MW-22-55	8/4/97	1155	SOIL	2.0" BRASS		1	X	X	X						
5	MW-22-65	8/4/97	1215	SOIL	4 oz		1	X								
6	MW-20-10	8/4/97	1455	SOIL	4 oz		1	X								
7	MW-20-20	8/4/97	1515	SOIL	4 oz		1	X								
8	MW-20-30	8/4/97	1535	SOIL	4 oz		1	X								
9	MW-20-40	8/4/97	1550	SOIL	4 oz		1	X								Temp 2.2°C
10	MW-20-52	8/4/97	1605	SOIL	2.0" BRASS		1	X	X	X						

SAMPLER: CLARENCE PIGMAN

SHIPMENT METHOD: FED EX

AIRBILL NO.: 5541655910

REQUIRED TURNAROUND:* [ ] SAME DAY [ ] 24 HOURS [ ] 48 HOURS [ ] 72 HOURS [ ] 5 DAYS [ ] 10 DAYS [X] ROUTINE OTHER

1. RELINQUISHED BY:	DATE	2. RELINQUISHED BY:	DATE	3. RELINQUISHED BY:	DATE
SIGNATURE: Clarence Pigman	8/7/97	SIGNATURE:		SIGNATURE:	
PRINTED NAME/COMPANY: CLARENCE PIGMAN DOSKA	TIME: 1030	PRINTED NAME/COMPANY:	TIME	PRINTED NAME/COMPANY:	TIME
1. RECEIVED BY:	DATE	2. RECEIVED BY:	DATE	3. RECEIVED BY:	DATE
SIGNATURE: Ann Kelley	8/8/97	SIGNATURE:		SIGNATURE:	
PRINTED NAME/COMPANY: Ann Kelley CORE	TIME: 1105	PRINTED NAME/COMPANY:	TIME	PRINTED NAME/COMPANY:	TIME

* RUSH TURNAROUND MAY REQUIRE SURCHARGE

☐ **Anaheim, CA** 1250 E. Gene Autry Way Anaheim, CA 92805 (714) 937-1094 Fax (714) 937-1170

☐ **Aurora, CO** 10703 E. Bethany Drive Aurora, CO 80014 (303) 751-1780 Fax (303) 751-1784

☐ **Casper, WY** 420 W. First Street Casper, WY 82601 (307) 235-5741 Fax (307) 266-1676

☐ **Corpus Christi, TX** 1733 N. Padre Island Drive Corpus Christi, TX 78408 (512) 289-2673 Fax (512) 289-2471

☐ **Edison, NJ** 284 Raritan Center Parkway Edison, NJ 08837 (908) 225-6700 Fax (908) 225-6777

☐ **Houston, TX (Env)** 6310 Rothway Drive Houston, TX 77040 (713) 690-4444 Fax (713) 690-5646

☐ **Houston, TX (Pet)** 8210 Mosley Road Houston, TX 77075 (713) 943-9776 Fax (713) 943-3846

☐ **Indianapolis, IN** 7726 Moller Road Indianapolis, IN 46268 (317) 875-5894 Fax (317) 872-6189

☐ **Lake Charles, LA** 3645 Beglis Parkway Sulphur, LA 70663 (318) 583-4926 Fax (318) 583-4929

☐ **Long Beach, CA** 3700 Cherry Avenue Long Beach, CA 90807 (310) 595-8401 Fax (310) 427-5174

☐ **Tampa, FL** 5460 Beaumont Center Blvd. Tampa, FL 33634 (813)884-8268 Fax (813) 885-4938

☐ **Valparaiso, IN** 2400 Cumberland Drive Valparaiso, IN 46383 (219) 464-2389 Fax (219) 462-2953

CORE LAB

CORE LABORATORIES, INC.

PAGE 2 OF 2

№ 109015

CHAIN OF CUSTODY RECORD

CUSTOMER INFORMATION	PROJECT INFORMATION
COMPANY: DANIEL B. STEPHENS & ASSOC	PROJECT NAME/NUMBER: ENRON ROSWELL / 6033.2
SEND REPORT TO: BOB MARLEY	BILLING INFORMATION
ADDRESS: 6020 ACADEMY NE #100	BILL TO: GEORGE ROBINSON
ALBUQUERQUE NM	ADDRESS: C/O ENRON ENVIRONMENTAL 1400 SMITH ST
87109	HUSTON TX 77002
PHONE: 505-822-9400	PHONE: 713-646-7327
FAX: 505-822-8877	FAX: PO NO.:

LAB JOB NO. 972195

SAMPLE NO.	SAMPLE DESCRIPTION	SAMPLE DATE	SAMPLE TIME	SAMPLE MATRIX	CONTAINER	PRESERV.	NUMBER OF CONTAINERS	TPH	VOC's 8240	SVOC's PCB's METALS					REMARKS / PRECAUTIONS
11	MW-20-64	8/4/97	1640	SOIL	2.0" BRASS	NONE	1	X	[redacted]	[redacted]					
12	MW-21-10	8/5/97	1430	SOIL	4 oz	NONE	1	X							
13	MW-21-20	8/5/97	1450	SOIL	2.0" BRASS	NONE	1	X							
14	MW-21-33	8/5/97	1610	SOIL	4 oz	NONE	1	X							
15	MW-21-40	8/5/97	1620	SOIL	4 oz	NONE	1	X							
16	MW-21-50	8/5/97	1640	SOIL	4 oz	NONE	1	X							
17	MW-21-60	8/5/97	1655	SOIL	2.0" BRASS	NONE	1	X	X	X					
18	MW-21-72	8/5/97	1735	SOIL	2.0" BRASS	NONE	1	X							
															Temp 2.2°C

SAMPLER: CLARENCE PIGMAN

SHIPMENT METHOD: FED EX

AIRBILL NO.: 5541655910

REQUIRED TURNAROUND:* SAME DAY 24 HOURS 48 HOURS 72 HOURS 5 DAYS 10 DAYS X ROUTINE OTHER

1. RELINQUISHED BY:	DATE	2. RELINQUISHED BY:	DATE	3. RELINQUISHED BY:	DATE
SIGNATURE: Clarence Pigman	8/7/97	SIGNATURE:		SIGNATURE:	
PRINTED NAME/COMPANY: CLARENCE PIGMAN DBS&A	TIME 1630	PRINTED NAME/COMPANY:	TIME	PRINTED NAME/COMPANY:	TIME
1. RECEIVED BY:	DATE	2. RECEIVED BY:	DATE	3. RECEIVED BY:	DATE
SIGNATURE: Ann Kelley	8/9/97	SIGNATURE:		SIGNATURE:	
PRINTED NAME/COMPANY: Ann Kelley CORE	TIME 1105	PRINTED NAME/COMPANY:	TIME	PRINTED NAME/COMPANY:	TIME

* RUSH TURNAROUND MAY REQUIRE SURCHARGE

☐ **Anaheim, CA** 1250 E. Gene Autry Way Anaheim, CA 92805 (714) 937-1094 Fax (714) 937-1170

☐ **Aurora, CO** 10703 E. Bethany Drive Aurora, CO 80014 (303) 751-1780 Fax (303) 751-1784

☐ **Casper, WY** 420 W. First Street Casper, WY 82601 (307) 235-5741 Fax (307) 266-1676

☐ **Corpus Christi, TX** 1733 N. Padre Island Drive Corpus Christi, TX 78408 (512) 289-2673 Fax (512) 289-2471

☐ **Edison, NJ** 284 Raritan Center Parkway Edison, NJ 08837 (908) 225-6700 Fax (908) 225-6777

☐ **Houston, TX (Env)** 6310 Rothway Drive Houston, TX 77040 (713) 690-4444 Fax (713) 690-5646

☐ **Houston, TX (Pet)** 8210 Mosley Road Houston, TX 77075 (713) 943-9776 Fax (713) 943-3846

☐ **Indianapolis, IN** 7726 Moller Road Indianapolis, IN 46268 (317) 875-5894 Fax (317) 872-6189

☐ **Lake Charles, LA** 3645 Beglis Parkway Sulphur, LA 70663 (318) 583-4926 Fax (318) 583-4929

☐ **Long Beach, CA** 3700 Cherry Avenue Long Beach, CA 90807 (310) 595-8401 Fax (310) 427-5174

☐ **Tampa, FL** 5460 Beaumont Center Blvd. Tampa, FL 33634 (813)884-8268 Fax (813) 885-4938

☐ **Valparaiso, IN** 2400 Cumberland Drive Valparaiso, IN 46383 (219) 464-2389 Fax (219) 462-2953

CORE LABORATORIES

Sample Delivery Group Narrative

August 28, 1997

Customer: Daniel B. Stephens & Associates
Project: ENRON ROSWELL/6033.2
Core Laboratories Project Number: 972195

During the analysis and subsequent data review, it was noted that the method duplicate on sample 972195-4 (MW-22-55) for cadmium and copper was outside of the normal acceptance limits for method duplicates. Upon review of the data, no definitive answer was found to explain the variance although a nonhomogeneous sample matrix is suspected to be a contributing factor. Under a normal CLP reporting format, these values and all associated values would be flagged with an "*" on the final report.

Linda L. Benkers
QA/QC Coordinator

The analytical results, opinions or interpretations contained in this report are based upon information and material supplied by the client for whose exclusive and confidential use this report has been made. The analytical results, opinions or interpretations expressed represent the best judgment of Core Laboratories. Core Laboratories, however, makes no warranty or representation, express or implied, of any type, and expressly disclaims same as to the productivity, proper operations or profitableness of any oil, gas, coal or other mineral property, well or sand in connection with which such report is used or relied upon for any reason whatsoever. This report shall not be reproduced, in whole or in part, without the written approval of Core Laboratories.

CORE LABORATORIES

SAMPLE DELIVERY GROUP NARRATIVE

August 27, 1997

Customer: Daniel B. Stephens and Associates
Project: ENRON ROSWELL/6033.2
Core Laboratories Project Number: 972195

Method 8260 GC/MS Volatiles Analysis:

The matrix spike duplicate analyzed on 8/14/97 had the surrogate dibromofluoromethane below acceptance criteria. All other samples and quality control had this surrogate within acceptance criteria and the MS/MSD had target analytes within acceptance criteria.

Linda L. Benkers
QA/QC Coordinator

Kathy L. Klausmeier
Laboratory Supervisor

The analytical results, opinions or interpretations contained in this report are based upon information and material supplied by the client for whose exclusive and confidential use this report has been made. The analytical results, opinions or interpretations expressed represent the best judgment of Core Laboratories. Core Laboratories, however, makes no warranty or representation, express or implied, of any type, and expressly disclaims same as to the productivity, proper operations or profitableness of any oil, gas, coal or other minerals, property, well or sand in connection with which such report is used or relied upon for any reason whatsoever. This report shall not be reproduced, in whole or in part, without the written approval of Core Laboratories.

CORE LABORATORIES

SAMPLE INFORMATION
Date: 08/28/97

Job Number.: 972195
Customer ..: Daniel B. Stephens & Associates
Attn.....: Bob Marley

Project Number.....: 97000162
Customer Project ID....: ENRON ROSWELL/6033.2
Project Description....: DB Stephens/ 6033.2

Laboratory Sample ID	Customer Sample ID	Sample Matrix	Date Sampled	Time Sampled	Date Received	Time Received
972195-1	MW-22-10	Soil	08/04/97	10:35	08/09/97	11:05
972195-2	MW-22-20	Soil	08/04/97	10:50	08/09/97	11:05
972195-3	MW-22-50	Soil	08/04/97	11:35	08/09/97	11:05
972195-4	MW-22-55	Soil	08/04/97	11:55	08/09/97	11:05
972195-5	MW-22-65	Soil	08/04/97	12:15	08/09/97	11:05
972195-6	MW-20-10	Soil	08/04/97	14:55	08/09/97	11:05
972195-7	MW-20-20	Soil	08/04/97	15:15	08/09/97	11:05
972195-8	MW-20-30	Soil	08/04/97	15:35	08/09/97	11:05
972195-9	MW-20-40	Soil	08/04/97	15:50	08/09/97	11:05
972195-10	MW-20-52	Soil	08/04/97	16:05	08/09/97	11:05
972195-11	MW-20-64	Soil	08/04/97	16:40	08/09/97	11:05
972195-12	MW-21-10	Soil	08/05/97	14:30	08/09/97	11:05
972195-13	MW-21-20	Soil	08/05/97	14:50	08/09/97	11:05
972195-14	MW-21-33	Soil	08/05/97	16:10	08/09/97	11:05
972195-15	MW-21-40	Soil	08/05/97	16:20	08/09/97	11:05
972195-16	MW-21-50	Soil	08/05/97	16:40	08/09/97	11:05
972195-17	MW-21-60	Soil	08/05/97	16:55	08/09/97	11:05
972195-18	MW-21-72	Soil	08/05/97	17:35	08/09/97	11:05

The analytical results, opinions or interpretations contained in this report are based upon information and material supplied by the client for whose exclusive and confidential use this report has been made. The analytical results, opinions or interpretations expressed represent the best judgment of Core Laboratories. Core Laboratories, however, makes no warranty or representation, express or implied, in any case, and expressly disclaims same as to the productivity, proper operations or profitableness of any oil, gas, coal or other mineral, property, well or sand in connection with which such report is used or relied upon for any reason whatsoever. This report may not be reproduced, in whole or in part, without the written approval of Core Laboratories.

CORE LABORATORIES

LABORATORY TEST RESULTS

Job Number: 972195

Date: 08/28/97

CUSTOMER: Daniel B. Stephens & Associates

PROJECT: ENRON ROSWELL/6033.2

ATTN: Bob Marley

Customer Sample ID: MW-22-10
Date Sampled.....: 08/04/97
Time Sampled.....: 10:35
Sample Matrix.....: Soil

Laboratory Sample ID: 972195-1
Date Received.....: 08/09/97
Time Received.....: 11:05

TEST METHOD	PARAMETER/TEST DESCRIPTION	SAMPLE RESULT	REPORTING LIMIT	UNITS	DATE	TECH
EPA 418.1	Total Recoverable Petroleum Hydrocarbons, Solid	89	10	mg/Kg	08/21/97	jbd

The analytical results, opinions or interpretations contained in this report are based upon information and material supplied by the client for whose exclusive and confidential use this report has been made. The analytical results, opinions or interpretations expressed represent the best judgment of Core Laboratories. Core Laboratories, however, makes no warranty or representation, express or implied, of any kind, and expressly disclaims same as to the productivity, proper operations, or profitableness of any oil, gas, coal or other mineral property, well or sand in connection with which such report is used or relied upon for any reason whatsoever. This report may not be reproduced, in whole or in part, without the written approval of Core Laboratories.

CORE LABORATORIES

LABORATORY TEST RESULTS

Job Number: 972195

Date: 08/28/97

CUSTOMER: Daniel B. Stephens & Associates

PROJECT: ENRON ROSWELL/6033.2

ATTN: Bob Marley

Customer Sample ID: MW-22-20
Date Sampled.....: 08/04/97
Time Sampled.....: 10:50
Sample Matrix.....: Soil

Laboratory Sample ID: 972195-2
Date Received.....: 08/09/97
Time Received.....: 11:05

TEST METHOD	PARAMETER/TEST DESCRIPTION	SAMPLE RESULT	REPORTING LIMIT	UNITS	DATE	TECH
EPA 418.1	Total Recoverable Petroleum Hydrocarbons, Solid	53	10	mg/Kg	08/21/97	jbd

The analytical results, opinions or interpretations contained in this report are based upon information and material supplied by the client for whose exclusive and confidential use this report has been made. The analytical results, opinions or interpretations expressed represent the best judgment of Core Laboratories. Core Laboratories, however, makes no warranty or representation, express or implied, of any kind, and expressly disclaims same as to the productivity, proper operations or profitableness of any oil, gas, coal or other mineral property, well or land in connection with which such report is used or relied upon for any reason whatsoever. This report shall not be reproduced, in whole or in part, without the written approval of Core Laboratories.

CORE LABORATORIES

LABORATORY TEST RESULTS

Job Number: 972195

Date: 08/28/97

CUSTOMER: Daniel B. Stephens & Associates PROJECT: ENRON ROSWELL/6033.2 ATTN: Bob Marley

Customer Sample ID: MW-22-50
Date Sampled.....: 08/04/97
Time Sampled.....: 11:35
Sample Matrix.....: Soil

Laboratory Sample ID: 972195-3
Date Received.....: 08/09/97
Time Received.....: 11:05

TEST METHOD	PARAMETER/TEST DESCRIPTION	SAMPLE RESULT	REPORTING LIMIT	UNITS	DATE	TECH
EPA 418.1	Total Recoverable Petroleum Hydrocarbons, Solid	59	10	mg/Kg	08/21/97	jbd

The analytical results, opinions or interpretations contained in this report are based upon information and material supplied by the client for whose exclusive and confidential use this report has been made. The analytical results, opinions or interpretations expressed represent the best judgment of Core Laboratories. Core Laboratories, however, makes no warranty or representation, express or implied, of any type, and expressly disclaims same as to the productivity, proper operations or profitableness of any oil, gas, coal or other mineral property, well or sand in connection with which such report is used or relied upon for any reason whatsoever. This report shall not be reproduced, in whole or in part, without the written approval of Core Laboratories.

CORE LABORATORIES

LABORATORY TEST RESULTS

Job Number: 972195

Date: 08/28/97

CUSTOMER: Daniel B. Stephens & Associates PROJECT: ENRON ROSWELL/6033.2 ATTN: Bob Marley

Customer Sample ID: MW-22-55
Date Sampled.....: 08/04/97
Time Sampled.....: 11:55
Sample Matrix.....: Soil

Laboratory Sample ID: 972195-4
Date Received.....: 08/09/97
Time Received.....: 11:05

TEST METHOD	PARAMETER/TEST DESCRIPTION	SAMPLE RESULT	REPORTING LIMIT	UNITS	DATE	TECH
I-1230-85	Hexavalent Chromium, Solid	<0.01	0.01	mg/L	08/20/97	mjf
SW-846 3050	Acid Digestion: Solids	Complete			08/19/97	veb
SW-846 6010A	Aluminum (Al), Solid	16600	200	mg/Kg	08/25/97	lmt
SW-846 6010A	Antimony (Sb), Solid	2	1	mg/Kg	08/25/97	lmt
SW-846 6010A	Arsenic (As), Solid	3	1	mg/Kg	08/25/97	lmt
SW-846 6010A	Barium (Ba), Solid	252	1	mg/Kg	08/25/97	lmt
SW-846 6010A	Beryllium (Be), Solid	0.8	0.5	mg/Kg	08/25/97	lmt
SW-846 6010A	Cadmium (Cd), Solid	0.5	0.5	mg/Kg	08/25/97	lmt
W-846 6010A	Chromium (Cr), Solid	13	1	mg/Kg	08/25/97	lmt
SW-846 6010A	Cobalt (Co), Solid	5	3	mg/Kg	08/25/97	lmt
SW-846 6010A	Copper (Cu), Solid	68	1	mg/Kg	08/25/97	lmt
SW-846 6010A	Lead (Pb), Solid	7.9	0.3	mg/Kg	08/25/97	lmt
SW-846 7471	Mercury (Hg), Solid	<0.10	0.10	mg/Kg	08/19/97	veb
SW-846 6010A	Selenium (Se), Solid	<1	1	mg/Kg	08/25/97	lmt
SW-846 6010A	Thallium (Tl), Solid	<1	1	mg/Kg	08/25/97	lmt
EPA 418.1	Total Recoverable Petroleum Hydrocarbons, Solid	66	10	mg/Kg	08/21/97	jbd
62-1.3.2.2	1:1 Soil Paste	Complete			08/19/97	mrh
SW-846 3550	Extraction (Ultrasonic) PCBs					
	Ultrasonic Extraction	Complete			08/15/97	rwm
SW-846 8080	PCB Analysis					
	Aroclor 1016, Solid	ND	17	ug/Kg	08/22/97	smc
	Aroclor 1221, Solid	ND	17	ug/Kg	08/22/97	smc
	Aroclor 1232, Solid	ND	17	ug/Kg	08/22/97	smc
	Aroclor 1242, Solid	ND	17	ug/Kg	08/22/97	smc
	Aroclor 1248, Solid	ND	17	ug/Kg	08/22/97	smc
	Aroclor 1254, Solid	ND	17	ug/Kg	08/22/97	smc
	Aroclor 1260, Solid	ND	17	ug/Kg	08/22/97	smc
	Aroclor 1262, Solid	ND	17	ug/Kg	08/22/97	smc
	Aroclor 1268, Solid	ND	17	ug/Kg	08/22/97	smc
	Total PCB's, Solid	ND	17	ug/Kg	08/22/97	smc

The analytical results, opinions or interpretations contained in this report are based upon information and material supplied by the client for whose exclusive and confidential use this report has been made. The analytical results, opinions or interpretations expressed represent the best judgment of Core Laboratories. Core Laboratories, however, makes no warranty or representation, express or implied, of any type, and expressly disclaims same as to the productivity, proper operations or profitableness of any oil, gas, other minerals, property, well or sand in connection with which such report is used or relied upon for any reason whatsoever. This report shall not be reproduced, in whole or in part, without the written approval of Core Laboratories.

CORE LABORATORIES

LABORATORY TEST RESULTS

Job Number: 972195 Date: 08/28/97

CUSTOMER: Daniel B. Stephens & Associates PROJECT: ENRON ROSWELL/6033.2 ATTN: Bob Marley

Customer Sample ID: MW-22-55
Date Sampled.....: 08/04/97
Time Sampled.....: 11:55
Sample Matrix.....: Soil

Laboratory Sample ID: 972195-4
Date Received.....: 08/09/97
Time Received.....: 11:05

TEST METHOD	PARAMETER/TEST DESCRIPTION	SAMPLE RESULT	REPORTING LIMIT	UNITS	DATE	TECH
SW-846 3550	Extraction (Ultrasonic) SVOCs					
	Ultrasonic Extraction	Complete			08/15/97	rwm
SW-846 8270	Semivolatile Organics					
	Acenaphthene, Solid	ND	330	ug/Kg	08/22/97	dmj
	Acenaphthylene, Solid	ND	330	ug/Kg	08/22/97	dmj
	Anthracene, Solid	ND	330	ug/Kg	08/22/97	dmj
	Benzidine, Solid	ND	1650	ug/Kg	08/22/97	dmj
	Benzo(a)anthracene, Solid	ND	330	ug/Kg	08/22/97	dmj
	Benzo(b)fluoranthene, Solid	ND	330	ug/Kg	08/22/97	dmj
	Benzo(k)fluoranthene, Solid	ND	330	ug/Kg	08/22/97	dmj
	Benzo(ghi)perylene, Solid	ND	330	ug/Kg	08/22/97	dmj
	Benzo(a)pyrene, Solid	ND	330	ug/Kg	08/22/97	dmj
	Benzyl alcohol, Solid	ND	330	ug/Kg	08/22/97	dmj
	Butyl benzyl phthalate, Solid	ND	330	ug/Kg	08/22/97	dmj
	Bis(2-chloroethoxy)methane, Solid	ND	330	ug/Kg	08/22/97	dmj
	Bis(2-chloroethyl)ether, Solid	ND	330	ug/Kg	08/22/97	dmj
	Bis(2-chloroisopropyl)ether, Solid	ND	330	ug/Kg	08/22/97	dmj
	Bis(2-ethylhexyl)phthalate, Solid	ND	330	ug/Kg	08/22/97	dmj
	4-Bromophenyl phenyl ether, Solid	ND	330	ug/Kg	08/22/97	dmj
	4-Chloroaniline, Solid	ND	330	ug/Kg	08/22/97	dmj
	2-Chloronaphthalene, Solid	ND	330	ug/Kg	08/22/97	dmj
	4-Chlorophenyl phenyl ether, Solid	ND	330	ug/Kg	08/22/97	dmj
	Chrysene, Solid	ND	330	ug/Kg	08/22/97	dmj
	Dibenzo(a,h)anthracene, Solid	ND	330	ug/Kg	08/22/97	dmj
	Dibenzofuran, Solid	ND	330	ug/Kg	08/22/97	dmj
	1,2-Dichlorobenzene, Solid	ND	330	ug/Kg	08/22/97	dmj
	1,3-Dichlorobenzene, Solid	ND	330	ug/Kg	08/22/97	dmj
	1,4-Dichlorobenzene, Solid	ND	330	ug/Kg	08/22/97	dmj
	3,3-Dichlorobenzidine, Solid	ND	330	ug/Kg	08/22/97	dmj
	Diethyl phthalate, Solid	ND	330	ug/Kg	08/22/97	dmj
	Dimethyl phthalate, Solid	ND	330	ug/Kg	08/22/97	dmj
	Di-n-butyl phthalate, Solid	ND	330	ug/Kg	08/22/97	dmj
	Di-n-octyl phthalate, Solid	ND	330	ug/Kg	08/22/97	dmj
	2,4-Dinitrotoluene, Solid	ND	330	ug/Kg	08/22/97	dmj
	2,6-Dinitrotoluene, Solid	ND	330	ug/Kg	08/22/97	dmj
	Fluoranthene, Solid	ND	330	ug/Kg	08/22/97	dmj
	Fluorene, Solid	ND	330	ug/Kg	08/22/97	dmj
	Hexachlorobenzene, Solid	ND	330	ug/Kg	08/22/97	dmj
	Hexachlorobutadiene, Solid	ND	330	ug/Kg	08/22/97	dmj
	Hexachlorocyclopentadiene, Solid	ND	330	ug/Kg	08/22/97	dmj
	Hexachloroethane, Solid	ND	330	ug/Kg	08/22/97	dmj
	Indeno(1,2,3-cd)pyrene, Solid	ND	330	ug/Kg	08/22/97	dmj
	Isophorone, Solid	ND	330	ug/Kg	08/22/97	dmj
	2-Methylnaphthalene, Solid	ND	330	ug/Kg	08/22/97	dmj
	Naphthalene, Solid	ND	330	ug/Kg	08/22/97	dmj
	o-Nitroaniline, Solid	ND	1650	ug/Kg	08/22/97	dmj
	m-Nitroaniline, Solid	ND	1650	ug/Kg	08/22/97	dmj

The analytical results, opinions or interpretations contained in this report are based upon information and material supplied by the client for whose exclusive and confidential use this report has been made. The analytical results, opinions or interpretations expressed represent the best judgment of the laboratories. Core Laboratories, however, makes no warranty or representation, express or implied, of any kind, and expressly disclaims same as to the productivity, proper operations or profitability of any oil, gas, or other mineral property, well, or sand in connection with which such report is used or relied upon for any reason whatsoever. This report shall not be reproduced, in whole or in part, without the written approval of Core Laboratories.

CORE LABORATORIES

LABORATORY TEST RESULTS

Job Number: 972195 Date: 08/28/97

CUSTOMER: Daniel B. Stephens & Associates PROJECT: ENRON ROSWELL/6033.2 ATTN: Bob Marley

Customer Sample ID: MW-22-55
Date Sampled.....: 08/04/97
Time Sampled.....: 11:55
Sample Matrix.....: Soil

Laboratory Sample ID: 972195-4
Date Received.....: 08/09/97
Time Received.....: 11:05

TEST METHOD	PARAMETER/TEST DESCRIPTION	SAMPLE RESULT	REPORTING LIMIT	UNITS	DATE	TECH
	p-Nitroaniline, Solid	ND	1650	ug/Kg	08/22/97	dmj
	Nitrobenzene, Solid	ND	330	ug/Kg	08/22/97	dmj
	n-Nitrosodi-n-propylamine, Solid	ND	330	ug/Kg	08/22/97	dmj
	n-Nitrosodiphenylamine, Solid	ND	330	ug/Kg	08/22/97	dmj
	Phenanthrene, Solid	ND	330	ug/Kg	08/22/97	dmj
	Pyrene, Solid	ND	330	ug/Kg	08/22/97	dmj
	1,2,4-Trichlorobenzene, Solid	ND	330	ug/Kg	08/22/97	dmj
	Benzoic acid, Solid	ND	1650	ug/Kg	08/22/97	dmj
	4-Chloro-3-methylphenol, Solid	ND	330	ug/Kg	08/22/97	dmj
	2-Chlorophenol, Solid	ND	330	ug/Kg	08/22/97	dmj
	2,4-Dichlorophenol, Solid	ND	330	ug/Kg	08/22/97	dmj
	2,4-Dimethylphenol, Solid	ND	330	ug/Kg	08/22/97	dmj
	2,4-Dinitrophenol, Solid	ND	1650	ug/Kg	08/22/97	dmj
	2-Methyl-4,6-dinitrophenol, Solid	ND	1650	ug/Kg	08/22/97	dmj
	2-Methylphenol (o-cresol), Solid	ND	330	ug/Kg	08/22/97	dmj
	4-Methylphenol (p-cresol), Solid	ND	330	ug/Kg	08/22/97	dmj
	2-Nitrophenol, Solid	ND	330	ug/Kg	08/22/97	dmj
	4-Nitrophenol, Solid	ND	1650	ug/Kg	08/22/97	dmj
	Pentachlorophenol, Solid	ND	1650	ug/Kg	08/22/97	dmj
	Phenol, Solid	ND	330	ug/Kg	08/22/97	dmj
	2,4,5-Trichlorophenol, Solid	ND	330	ug/Kg	08/22/97	dmj
	2,4,6-Trichlorophenol, Solid	ND	330	ug/Kg	08/22/97	dmj
SW-846 8240	Volatile Organics					
	Acetone, Solid	ND	100	ug/Kg	08/14/97	mla
	Benzene, Solid	ND	1	ug/Kg	08/14/97	mla
	Bromodichloromethane, Solid	ND	5	ug/Kg	08/14/97	mla
	Bromoform, Solid	ND	5	ug/Kg	08/14/97	mla
	Bromomethane, Solid	ND	10	ug/Kg	08/14/97	mla
	Methyl ethyl ketone (2-Butanone), Solid	ND	100	ug/Kg	08/14/97	mla
	Carbon disulfide, Solid	ND	5	ug/Kg	08/14/97	mla
	Carbon tetrachloride, Solid	ND	5	ug/Kg	08/14/97	mla
	Chlorobenzene, Solid	ND	5	ug/Kg	08/14/97	mla
	Chloroethane, Solid	ND	10	ug/Kg	08/14/97	mla
	2-Chloroethylvinyl ether, Solid	ND	10	ug/Kg	08/14/97	mla
	Chloroform, Solid	ND	5	ug/Kg	08/14/97	mla
	Chloromethane, Solid	ND	10	ug/Kg	08/14/97	mla
	Dibromochloromethane, Solid	ND	5	ug/Kg	08/14/97	mla
	1,1-Dichloroethane, Solid	ND	5	ug/Kg	08/14/97	mla
	1,2-Dichloroethane, Solid	ND	5	ug/Kg	08/14/97	mla
	1,1-Dichloroethene, Solid	ND	5	ug/Kg	08/14/97	mla
	trans-1,2-Dichloroethene, Solid	ND	5	ug/Kg	08/14/97	mla
	1,2-Dichloropropane, Solid	ND	5	ug/Kg	08/14/97	mla
	cis-1,3-Dichloropropene, Solid	ND	5	ug/Kg	08/14/97	mla
	trans-1,3-Dichloropropene, Solid	ND	5	ug/Kg	08/14/97	mla
	Ethylbenzene, Solid	ND	5	ug/Kg	08/14/97	mla
	2-Hexanone, Solid	ND	50	ug/Kg	08/14/97	mla
	Methylene chloride, Solid	ND	5	ug/Kg	08/14/97	mla
	4-Methyl-2-pentanone (MIBK), Solid	ND	50	ug/Kg	08/14/97	mla

The analytical results, opinions or interpretations contained in this report are based upon information and material supplied by the client for whose exclusive and confidential use this report has been made. The analytical results, opinions or interpretations expressed represent the best judgment of Core Laboratories. Core Laboratories, however, makes no warranty or representation, express or implied, in fact or in law, and expressly disclaims same as to the productivity, proper operations, or profitableness of any oil, gas, or other mineral property or any kind of connection with which such report is used or relied upon for any reason whatsoever. This report may not be reproduced, in whole or in part, without the written approval of the Laboratories.

CORE LABORATORIES

LABORATORY TEST RESULTS

Job Number: 972195 Date: 08/28/97

CUSTOMER: Daniel B. Stephens & Associates PROJECT: ENRON ROSWELL/6033.2 ATTN: Bob Marley

Customer Sample ID: MW-22-55
Date Sampled.....: 08/04/97
Time Sampled.....: 11:55
Sample Matrix.....: Soil

Laboratory Sample ID: 972195-4
Date Received.....: 08/09/97
Time Received.....: 11:05

TEST METHOD	PARAMETER/TEST DESCRIPTION	SAMPLE RESULT	REPORTING LIMIT	UNITS	DATE	TECH
	Styrene, Solid	ND	5	ug/Kg	08/14/97	mla
	1,1,2,2-Tetrachloroethane, Solid	ND	5	ug/Kg	08/14/97	mla
	Tetrachloroethene, Solid	ND	5	ug/Kg	08/14/97	mla
	Toluene, Solid	ND	5	ug/Kg	08/14/97	mla
	1,1,1-Trichloroethane, Solid	ND	5	ug/Kg	08/14/97	mla
	1,1,2-Trichloroethane, Solid	ND	5	ug/Kg	08/14/97	mla
	Trichloroethene, Solid	ND	5	ug/Kg	08/14/97	mla
	Vinyl acetate, Solid	ND	50	ug/Kg	08/14/97	mla
	Vinyl chloride, Solid	ND	10	ug/Kg	08/14/97	mla
	Xylenes (total), Solid	ND	5	ug/Kg	08/14/97	mla

The analytical results, opinions or interpretations contained in this report are based upon information and material supplied by the client for whose exclusive and confidential use this report has been made. The analytical results, opinions or interpretations expressed represent the best judgment of Core Laboratories. Core Laboratories, however, makes no warranty or representation, express or implied, of any kind, and expressly disclaims same as to the productivity, proper operations or profitableness of any oil, gas, coal or other mineral, property, well or sand in connection with which such report is used or relied upon for any reason whatsoever. This report shall not be reproduced, in whole or in part, without the written approval of Core Laboratories.

CORE LABORATORIES

LABORATORY TEST RESULTS

Job Number: 972195

Date: 08/28/97

CUSTOMER: Daniel B. Stephens & Associates PROJECT: ENRON ROSWELL/6033.2 ATTN: Bob Marley

Customer Sample ID: MW-22-65
Date Sampled.....: 08/04/97
Time Sampled.....: 12:15
Sample Matrix.....: Soil

Laboratory Sample ID: 972195-5
Date Received.....: 08/09/97
Time Received.....: 11:05

TEST METHOD	PARAMETER/TEST DESCRIPTION	SAMPLE RESULT	REPORTING LIMIT	UNITS	DATE	TECH
EPA 418.1	Total Recoverable Petroleum Hydrocarbons, Solid	57	10	mg/Kg	08/21/97	jbd

The analytical results, opinions or interpretations contained in this report are based upon information and material supplied by the client for whose exclusive and confidential use this report has been made. The analytical results, opinions or interpretations expressed represent the best judgment of Core Laboratories. Core Laboratories, however, makes no warranty or representation, express or implied, of any type, and expressly disclaims same as to the productivity, proper operations or profitableness of any oil, gas, coal or other mineral property, well or sand in connection with which such report is used or relied upon for any reason whatsoever. This report shall not be reproduced, in whole or in part, without the written approval of Core Laboratories.

CORE LABORATORIES

LABORATORY TEST RESULTS

Job Number: 972195

Date: 08/28/97

CUSTOMER: Daniel B. Stephens & Associates

PROJECT: ENRON ROSWELL/6033.2

ATTN: Bob Marley

Customer Sample ID: MW-20-10
Date Sampled.....: 08/04/97
Time Sampled.....: 14:55
Sample Matrix.....: Soil

Laboratory Sample ID: 972195-6
Date Received.....: 08/09/97
Time Received.....: 11:05

TEST METHOD	PARAMETER/TEST DESCRIPTION	SAMPLE RESULT	REPORTING LIMIT	UNITS	DATE	TECH
EPA 418.1	Total Recoverable Petroleum Hydrocarbons, Solid	60	10	mg/Kg	08/21/97	jbd

The analytical results, opinions or interpretations contained in this report are based upon information and material supplied by the client for whose exclusive and confidential use this report has been made. The analytical results, opinions or interpretations expressed represent the best judgment of Core Laboratories. Core Laboratories, however, makes no warranty or representation, express or implied, of any kind, and expressly disclaims same as to the productivity, proper operations or profitableness of any oil, gas, coal or other mineral property, well or sand in connection with which such report is used or relied upon for any reason whatsoever. This report shall not be reproduced, in whole or in part, without the written approval of Core Laboratories.

CORE LABORATORIES

LABORATORY TEST RESULTS

Job Number: 972195

Date: 08/28/97

CUSTOMER: Daniel B. Stephens & Associates PROJECT: ENRON ROSWELL/6033.2 ATTN: Bob Marley

Customer Sample ID: MW-20-20
Date Sampled.....: 08/04/97
Time Sampled.....: 15:15
Sample Matrix.....: Soil

Laboratory Sample ID: 972195-7
Date Received.....: 08/09/97
Time Received.....: 11:05

TEST METHOD	PARAMETER/TEST DESCRIPTION	SAMPLE RESULT	REPORTING LIMIT	UNITS	DATE	TECH
EPA 418.1	Total Recoverable Petroleum Hydrocarbons, Solid	58	10	mg/Kg	08/21/97	jbd

The analytical results, opinions or interpretations contained in this report are based upon information and material supplied by the client for whose exclusive and confidential use this report has been made. The analytical results, opinions or interpretations expressed represent the best judgment of Core Laboratories. Core Laboratories, however, makes no warranty or representation, express or implied, of any type, and expressly disclaims same as to the productivity, proper operations or profitableness of any oil, gas, coal or other mineral property, well or sand in connection with which such report is used or relied upon for any reason whatsoever. This report shall not be reproduced, in whole or in part, without the written approval of Core Laboratories.

CORE LABORATORIES

LABORATORY TEST RESULTS

Job Number: 972195 Date: 08/28/97

CUSTOMER: Daniel B. Stephens & Associates PROJECT: ENRON ROSWELL/6033.2 ATTN: Bob Marley

Customer Sample ID: MW-20-30
Date Sampled.....: 08/04/97
Time Sampled.....: 15:35
Sample Matrix.....: Soil

Laboratory Sample ID: 972195-8
Date Received.....: 08/09/97
Time Received.....: 11:05

TEST METHOD	PARAMETER/TEST DESCRIPTION	SAMPLE RESULT	REPORTING LIMIT	UNITS	DATE	TECH
EPA 418.1	Total Recoverable Petroleum Hydrocarbons, Solid	62	10	mg/Kg	08/21/97	jbd

The analytical results, opinions or interpretations contained in this report are based upon information and material supplied by the client for whose exclusive and confidential use this report has been made. The analytical results, opinions or interpretations expressed represent the best judgment of Core Laboratories. Core Laboratories, however, makes no warranty or representation, express or implied, of any kind, and expressly disclaims same as to the productivity, proper operations or profitabeness of any oil, gas, coal or other mineral property, well or sand in connection with which such report is used or relied upon for any reason whatsoever. This report shall not be reproduced, in whole or in part, without the written approval of Core Laboratories.

CORE LABORATORIES

LABORATORY TEST RESULTS

Job Number: 972195

Date: 08/28/97

CUSTOMER: Daniel B. Stephens & Associates PROJECT: ENRON ROSWELL/6033.2 ATTN: Bob Marley

Customer Sample ID: MW-20-40
Date Sampled.....: 08/04/97
Time Sampled.....: 15:50
Sample Matrix.....: Soil

Laboratory Sample ID: 972195-9
Date Received.....: 08/09/97
Time Received.....: 11:05

TEST METHOD	PARAMETER/TEST DESCRIPTION	SAMPLE RESULT	REPORTING LIMIT	UNITS	DATE	TECH
EPA 418.1	Total Recoverable Petroleum Hydrocarbons, Solid	60	10	mg/Kg	08/21/97	jbd

The analytical results, opinions or interpretations contained in this report are based upon information and material supplied by the client for whose exclusive and confidential use this report has been made. The analytical results, opinions or interpretations expressed represent the best judgment of Core Laboratories. Core Laboratories, however, makes no warranty or representation, express or implied, as to any type, and expressly disclaims same as to the productivity, proper operations or profitableness of any oil, gas, coal or other mineral property, well or sand in connection with which such report is used or relied upon for any reason whatsoever. This report shall not be reproduced, in whole or in part, without the written approval of Core Laboratories.

CORE LABORATORIES

LABORATORY TEST RESULTS

Job Number: 972195 Date: 08/28/97

CUSTOMER: Daniel B. Stephens & Associates PROJECT: ENRON ROSWELL/6033.2 ATTN: Bob Marley

Customer Sample ID: MW-20-52
Date Sampled.....: 08/04/97
Time Sampled.....: 16:05
Sample Matrix.....: Soil

Laboratory Sample ID: 972195-10
Date Received.....: 08/09/97
Time Received.....: 11:05

TEST METHOD	PARAMETER/TEST DESCRIPTION	SAMPLE RESULT	REPORTING LIMIT	UNITS	DATE	TECH
I-1230-85	Hexavalent Chromium, Solid	<0.01	0.01	mg/L	08/20/97	mjf
SW-846 3050	Acid Digestion: Solids	Complete			08/19/97	veb
SW-846 6010A	Aluminum (Al), Solid	20300	200	mg/Kg	08/25/97	lmt
SW-846 6010A	Antimony (Sb), Solid	1	1	mg/Kg	08/25/97	lmt
SW-846 6010A	Arsenic (As), Solid	4	1	mg/Kg	08/25/97	lmt
SW-846 6010A	Barium (Ba), Solid	30	1	mg/Kg	08/25/97	lmt
SW-846 6010A	Beryllium (Be), Solid	1.0	0.5	mg/Kg	08/25/97	lmt
SW-846 6010A	Cadmium (Cd), Solid	<0.5	0.5	mg/Kg	08/25/97	lmt
-846 6010A	Chromium (Cr), Solid	17	1	mg/Kg	08/25/97	lmt
SW-846 6010A	Cobalt (Co), Solid	7	3	mg/Kg	08/25/97	lmt
SW-846 6010A	Copper (Cu), Solid	75	1	mg/Kg	08/25/97	lmt
SW-846 6010A	Lead (Pb), Solid	7.1	0.3	mg/Kg	08/25/97	lmt
SW-846 7471	Mercury (Hg), Solid	<0.10	0.10	mg/Kg	08/19/97	veb
SW-846 6010A	Selenium (Se), Solid	<1	1	mg/Kg	08/25/97	lmt
SW-846 6010A	Thallium (Tl), Solid	<1	1	mg/Kg	08/25/97	lmt
EPA 418.1	Total Recoverable Petroleum Hydrocarbons, Solid	64	10	mg/Kg	08/21/97	jbd
62-1.3.2.2	1:1 Soil Paste	Complete			08/19/97	mrh
SW-846 3550	Extraction (Ultrasonic) PCBs					
	Ultrasonic Extraction	Complete			08/15/97	rwm
SW-846 8080	PCB Analysis					
	Aroclor 1016, Solid	ND	17	ug/Kg	08/22/97	smc
	Aroclor 1221, Solid	ND	17	ug/Kg	08/22/97	smc
	Aroclor 1232, Solid	ND	17	ug/Kg	08/22/97	smc
	Aroclor 1242, Solid	ND	17	ug/Kg	08/22/97	smc
	Aroclor 1248, Solid	ND	17	ug/Kg	08/22/97	smc
	Aroclor 1254, Solid	ND	17	ug/Kg	08/22/97	smc
	Aroclor 1260, Solid	ND	17	ug/Kg	08/22/97	smc
	Aroclor 1262, Solid	ND	17	ug/Kg	08/22/97	smc
	Aroclor 1268, Solid	ND	17	ug/Kg	08/22/97	smc
	Total PCB's, Solid	ND	17	ug/Kg	08/22/97	smc

The analytical results, opinions or interpretations contained in this report are based upon information and material supplied by the client for whose exclusive and confidential use this report has been made. The analytical results, opinions or interpretations expressed represent the best judgment of Core Laboratories. Core Laboratories, however, makes no warranty or representation, express or implied, of any type, and expressly disclaims same as to the productivity, proper operations or profitableness of any oil, gas, coal, or other mineral property, well or sand in connection with which such report is used or relied upon for any reason whatsoever. This report shall not be reproduced, in whole or in part, without the written approval of Core Laboratories.

CORE LABORATORIES

LABORATORY TEST RESULTS

Job Number: 972195 Date: 08/28/97

CUSTOMER: Daniel B. Stephens & Associates PROJECT: ENRON ROSWELL/6033.2 ATTN: Bob Marley

Customer Sample ID: MW-20-52
Date Sampled.....: 08/04/97
Time Sampled.....: 16:05
Sample Matrix.....: Soil

Laboratory Sample ID: 972195-10
Date Received.....: 08/09/97
Time Received.....: 11:05

TEST METHOD	PARAMETER/TEST DESCRIPTION	SAMPLE RESULT	REPORTING LIMIT	UNITS	DATE	TECH
SW-846 3550	Extraction (Ultrasonic) SVOCs					
	Ultrasonic Extraction	Complete			08/15/97	rwm
SW-846 8270	Semivolatile Organics					
	Acenaphthene, Solid	ND	330	ug/Kg	08/22/97	dmj
	Acenaphthylene, Solid	ND	330	ug/Kg	08/22/97	dmj
	Anthracene, Solid	ND	330	ug/Kg	08/22/97	dmj
	Benzidine, Solid	ND	1650	ug/Kg	08/22/97	dmj
	Benzo(a)anthracene, Solid	ND	330	ug/Kg	08/22/97	dmj
	Benzo(b)fluoranthene, Solid	ND	330	ug/Kg	08/22/97	dmj
	Benzo(k)fluoranthene, Solid	ND	330	ug/Kg	08/22/97	dmj
	Benzo(ghi)perylene, Solid	ND	330	ug/Kg	08/22/97	dmj
	Benzo(a)pyrene, Solid	ND	330	ug/Kg	08/22/97	dmj
	Benzyl alcohol, Solid	ND	330	ug/Kg	08/22/97	dmj
	Butyl benzyl phthalate, Solid	ND	330	ug/Kg	08/22/97	dmj
	Bis(2-chloroethoxy)methane, Solid	ND	330	ug/Kg	08/22/97	dmj
	Bis(2-chloroethyl)ether, Solid	ND	330	ug/Kg	08/22/97	dmj
	Bis(2-chloroisopropyl)ether, Solid	ND	330	ug/Kg	08/22/97	dmj
	Bis(2-ethylhexyl)phthalate, Solid	ND	330	ug/Kg	08/22/97	dmj
	4-Bromophenyl phenyl ether, Solid	ND	330	ug/Kg	08/22/97	dmj
	4-Chloroaniline, Solid	ND	330	ug/Kg	08/22/97	dmj
	2-Chloronaphthalene, Solid	ND	330	ug/Kg	08/22/97	dmj
	4-Chlorophenyl phenyl ether, Solid	ND	330	ug/Kg	08/22/97	dmj
	Chrysene, Solid	ND	330	ug/Kg	08/22/97	dmj
	Dibenzo(a,h)anthracene, Solid	ND	330	ug/Kg	08/22/97	dmj
	Dibenzofuran, Solid	ND	330	ug/Kg	08/22/97	dmj
	1,2-Dichlorobenzene, Solid	ND	330	ug/Kg	08/22/97	dmj
	1,3-Dichlorobenzene, Solid	ND	330	ug/Kg	08/22/97	dmj
	1,4-Dichlorobenzene, Solid	ND	330	ug/Kg	08/22/97	dmj
	3,3-Dichlorobenzidine, Solid	ND	330	ug/Kg	08/22/97	dmj
	Diethyl phthalate, Solid	ND	330	ug/Kg	08/22/97	dmj
	Dimethyl phthalate, Solid	ND	330	ug/Kg	08/22/97	dmj
	Di-n-butyl phthalate, Solid	ND	330	ug/Kg	08/22/97	dmj
	Di-n-octyl phthalate, Solid	ND	330	ug/Kg	08/22/97	dmj
	2,4-Dinitrotoluene, Solid	ND	330	ug/Kg	08/22/97	dmj
	2,6-Dinitrotoluene, Solid	ND	330	ug/Kg	08/22/97	dmj
	Fluoranthene, Solid	ND	330	ug/Kg	08/22/97	dmj
	Fluorene, Solid	ND	330	ug/Kg	08/22/97	dmj
	Hexachlorobenzene, Solid	ND	330	ug/Kg	08/22/97	dmj
	Hexachlorobutadiene, Solid	ND	330	ug/Kg	08/22/97	dmj
	Hexachlorocyclopentadiene, Solid	ND	330	ug/Kg	08/22/97	dmj
	Hexachloroethane, Solid	ND	330	ug/Kg	08/22/97	dmj
	Indeno(1,2,3-cd)pyrene, Solid	ND	330	ug/Kg	08/22/97	dmj
	Isophorone, Solid	ND	330	ug/Kg	08/22/97	dmj
	2-Methylnaphthalene, Solid	ND	330	ug/Kg	08/22/97	dmj
	Naphthalene, Solid	ND	330	ug/Kg	08/22/97	dmj
	o-Nitroaniline, Solid	ND	1650	ug/Kg	08/22/97	dmj
	m-Nitroaniline, Solid	ND	1650	ug/Kg	08/22/97	dmj

The analytical results, opinions or interpretations contained in this report are based upon information and material supplied by the client for whose exclusive and confidential use this report has been made. The analytical results, opinions or interpretations expressed represent the best judgment of the Laboratories. Core Laboratories, however, makes no warranty or representation, express or implied, of any kind, and expressly disclaims same as to the productivity, proper operations or profitableness of any oil, gas, coal or other mineral property, owned, operated or in connection with which such report is used or relied upon for any reason whatsoever. This report shall not be reproduced, in whole or in part, without the written approval of Core Laboratories.

CORE LABORATORIES

LABORATORY TEST RESULTS

Job Number: 972195 Date: 08/28/97

CUSTOMER: Daniel B. Stephens & Associates PROJECT: ENRON ROSWELL/6033.2 ATTN: Bob Marley

Customer Sample ID: MW-20-52
Date Sampled.....: 08/04/97
Time Sampled.....: 16:05
Sample Matrix.....: Soil

Laboratory Sample ID: 972195-10
Date Received.....: 08/09/97
Time Received.....: 11:05

TEST METHOD	PARAMETER/TEST DESCRIPTION	SAMPLE RESULT	REPORTING LIMIT	UNITS	DATE	TECH
	p-Nitroaniline, Solid	ND	1650	ug/Kg	08/22/97	dmj
	Nitrobenzene, Solid	ND	330	ug/Kg	08/22/97	dmj
	n-Nitrosodi-n-propylamine, Solid	ND	330	ug/Kg	08/22/97	dmj
	n-Nitrosodiphenylamine, Solid	ND	330	ug/Kg	08/22/97	dmj
	Phenanthrene, Solid	ND	330	ug/Kg	08/22/97	dmj
	Pyrene, Solid	ND	330	ug/Kg	08/22/97	dmj
	1,2,4-Trichlorobenzene, Solid	ND	330	ug/Kg	08/22/97	dmj
	Benzoic acid, Solid	ND	1650	ug/Kg	08/22/97	dmj
	4-Chloro-3-methylphenol, Solid	ND	330	ug/Kg	08/22/97	dmj
	2-Chlorophenol, Solid	ND	330	ug/Kg	08/22/97	dmj
	2,4-Dichlorophenol, Solid	ND	330	ug/Kg	08/22/97	dmj
	2,4-Dimethylphenol, Solid	ND	330	ug/Kg	08/22/97	dmj
	2,4-Dinitrophenol, Solid	ND	1650	ug/Kg	08/22/97	dmj
	2-Methyl-4,6-dinitrophenol, Solid	ND	1650	ug/Kg	08/22/97	dmj
	2-Methylphenol (o-cresol), Solid	ND	330	ug/Kg	08/22/97	dmj
	4-Methylphenol (p-cresol), Solid	ND	330	ug/Kg	08/22/97	dmj
	2-Nitrophenol, Solid	ND	330	ug/Kg	08/22/97	dmj
	4-Nitrophenol, Solid	ND	1650	ug/Kg	08/22/97	dmj
	Pentachlorophenol, Solid	ND	1650	ug/Kg	08/22/97	dmj
	Phenol, Solid	ND	330	ug/Kg	08/22/97	dmj
	2,4,5-Trichlorophenol, Solid	ND	330	ug/Kg	08/22/97	dmj
	2,4,6-Trichlorophenol, Solid	ND	330	ug/Kg	08/22/97	dmj
SW-846 8240	Volatile Organics					
	Acetone, Solid	ND	100	ug/Kg	08/14/97	mla
	Benzene, Solid	ND	1	ug/Kg	08/14/97	mla
	Bromodichloromethane, Solid	ND	5	ug/Kg	08/14/97	mla
	Bromoform, Solid	ND	5	ug/Kg	08/14/97	mla
	Bromomethane, Solid	ND	10	ug/Kg	08/14/97	mla
	Methyl ethyl ketone (2-Butanone), Solid	ND	100	ug/Kg	08/14/97	mla
	Carbon disulfide, Solid	ND	5	ug/Kg	08/14/97	mla
	Carbon tetrachloride, Solid	ND	5	ug/Kg	08/14/97	mla
	Chlorobenzene, Solid	ND	5	ug/Kg	08/14/97	mla
	Chloroethane, Solid	ND	10	ug/Kg	08/14/97	mla
	2-Chloroethylvinyl ether, Solid	ND	10	ug/Kg	08/14/97	mla
	Chloroform, Solid	ND	5	ug/Kg	08/14/97	mla
	Chloromethane, Solid	ND	10	ug/Kg	08/14/97	mla
	Dibromochloromethane, Solid	ND	5	ug/Kg	08/14/97	mla
	1,1-Dichloroethane, Solid	ND	5	ug/Kg	08/14/97	mla
	1,2-Dichloroethane, Solid	ND	5	ug/Kg	08/14/97	mla
	1,1-Dichloroethene, Solid	ND	5	ug/Kg	08/14/97	mla
	trans-1,2-Dichloroethene, Solid	ND	5	ug/Kg	08/14/97	mla
	1,2-Dichloropropane, Solid	ND	5	ug/Kg	08/14/97	mla
	cis-1,3-Dichloropropene, Solid	ND	5	ug/Kg	08/14/97	mla
	trans-1,3-Dichloropropene, Solid	ND	5	ug/Kg	08/14/97	mla
	Ethylbenzene, Solid	ND	5	ug/Kg	08/14/97	mla
	2-Hexanone, Solid	ND	50	ug/Kg	08/14/97	mla
	Methylene chloride, Solid	ND	5	ug/Kg	08/14/97	mla
	4-Methyl-2-pentanone (MIBK), Solid	ND	50	ug/Kg	08/14/97	mla

The analytical results, opinions or interpretations contained in this report are based upon information and material supplied by the client for whose exclusive and confidential use this report has been made. The analytical results, opinions or interpretations expressed represent the best judgment of the laboratories. Core Laboratories, however, makes no warranty or representation, express or implied, of any type, and expressly disclaims same as to the productivity, proper operations or profitableness of any oil, gas, coal, mineral, company, well or land in connection with which such report is used or relied upon for any reason whatsoever. This report shall not be reproduced, in whole or in part, without the written approval of Core Laboratories.

CORE LABORATORIES

LABORATORY TEST RESULTS

Job Number: 972195 Date: 08/28/97

CUSTOMER: Daniel B. Stephens & Associates PROJECT: ENRON ROSWELL/6033.2 ATTN: Bob Marley

Customer Sample ID: MW-20-52
Date Sampled.....: 08/04/97
Time Sampled.....: 16:05
Sample Matrix.....: Soil

Laboratory Sample ID: 972195-10
Date Received.....: 08/09/97
Time Received.....: 11:05

TEST METHOD	PARAMETER/TEST DESCRIPTION	SAMPLE RESULT	REPORTING LIMIT	UNITS	DATE	TECH
	Styrene, Solid	ND	5	ug/Kg	08/14/97	mla
	1,1,2,2-Tetrachloroethane, Solid	ND	5	ug/Kg	08/14/97	mla
	Tetrachloroethene, Solid	ND	5	ug/Kg	08/14/97	mla
	Toluene, Solid	ND	5	ug/Kg	08/14/97	mla
	1,1,1-Trichloroethane, Solid	ND	5	ug/Kg	08/14/97	mla
	1,1,2-Trichloroethane, Solid	ND	5	ug/Kg	08/14/97	mla
	Trichloroethene, Solid	ND	5	ug/Kg	08/14/97	mla
	Vinyl acetate, Solid	ND	50	ug/Kg	08/14/97	mla
	Vinyl chloride, Solid	ND	10	ug/Kg	08/14/97	mla
	Xylenes (total), Solid	ND	5	ug/Kg	08/14/97	mla

The analytical results, opinions or interpretations contained in this report are based upon information and material supplied by the client for whose exclusive and confidential use this report has been made. The analytical results, opinions or interpretations expressed represent the best judgment of Core Laboratories. Core Laboratories, however, makes no warranty or representation, express or implied, of any kind, and expressly disclaims same as to the productivity, proper operations or profitableness of any oil, gas, coal or other mineral property, well or sand in connection with which such report is used or relied upon for any reason whatsoever. This report shall not be reproduced, in whole or in part, without the written approval of Core Laboratories.

CORE LABORATORIES

LABORATORY TEST RESULTS

Job Number: 972195

Date: 08/28/97

CUSTOMER: Daniel B. Stephens & Associates PROJECT: ENRON ROSWELL/6033.2 ATTN: Bob Marley

Customer Sample ID: MW-20-64
Date Sampled.....: 08/04/97
Time Sampled.....: 16:40
Sample Matrix.....: Soil

Laboratory Sample ID: 972195-11
Date Received.....: 08/09/97
Time Received.....: 11:05

TEST METHOD	PARAMETER/TEST DESCRIPTION	SAMPLE RESULT	REPORTING LIMIT	UNITS	DATE	TECH
EPA 418.1	Total Recoverable Petroleum Hydrocarbons, Solid	54	10	mg/Kg	08/21/97	jbd

The analytical results, opinions or interpretations contained in this report are based upon information and material supplied by the client for whose exclusive and confidential use this report has been made. The analytical results, opinions or interpretations expressed represent the best judgment of Core Laboratories. Core Laboratories, however, makes no warranty or representation, express or implied, of any kind, and expressly disclaims same as to the productivity, proper operations or profitableness of any oil, gas, coal or other mineral property, well or sand in connection with which such report is used or relied upon for any reason whatsoever. This report may not be reproduced, in whole or in part, without the written approval of Core Laboratories.

CORE LABORATORIES

LABORATORY TEST RESULTS

Job Number: 972195

Date: 08/28/97

CUSTOMER: Daniel B. Stephens & Associates PROJECT: ENRON ROSWELL/6033.2 ATTN: Bob Marley

Customer Sample ID: MW-21-10
Date Sampled.....: 08/05/97
Time Sampled.....: 14:30
Sample Matrix.....: Soil

Laboratory Sample ID: 972195-12
Date Received.....: 08/09/97
Time Received.....: 11:05

TEST METHOD	PARAMETER/TEST DESCRIPTION	SAMPLE RESULT	REPORTING LIMIT	UNITS	DATE	TECH
EPA 418.1	Total Recoverable Petroleum Hydrocarbons, Solid	37	10	mg/Kg	08/21/97	jbd

The analytical results, opinions or interpretations contained in this report are based upon information and material supplied by the client for whose exclusive and confidential use this report has been made. The analytical results, opinions or interpretations expressed represent the best judgment of Core Laboratories. Core Laboratories, however, makes no warranty or representation, express or implied, of any kind, and expressly disclaims same, as to the productivity, proper operations or profitableness of any oil, gas, coal or other mineral property, well or sand in connection with which such report is used or relied upon for any reason whatsoever. This report shall not be reproduced, in whole or in part, without the written approval of Core Laboratories.

CORE LABORATORIES

LABORATORY TEST RESULTS

Job Number: 972195

Date: 08/28/97

CUSTOMER: Daniel B. Stephens & Associates PROJECT: ENRON ROSWELL/6033.2 ATTN: Bob Marley

Customer Sample ID: MW-21-20
Date Sampled.....: 08/05/97
Time Sampled.....: 14:50
Sample Matrix.....: Soil

Laboratory Sample ID: 972195-13
Date Received.....: 08/09/97
Time Received.....: 11:05

TEST METHOD	PARAMETER/TEST DESCRIPTION	SAMPLE RESULT	REPORTING LIMIT	UNITS	DATE	TECH
EPA 418.1	Total Recoverable Petroleum Hydrocarbons, Solid	61	10	mg/Kg	08/21/97	jbd

The analytical results, opinions or interpretations contained in this report are based upon information and material supplied by the client for whose exclusive and confidential use this report has been made. The analytical results, opinions or interpretations expressed represent the best judgment of Core Laboratories. Core Laboratories, however, makes no warranty or representation, express or implied, of any kind, and expressly disclaims same as to the productivity, proper operations or profitableness of any oil, gas, coal or other mineral property, well or sand in connection with which such report is used or relied upon for any reason whatsoever. This report shall not be reproduced, in whole or in part, without the written approval of Core Laboratories.

CORE LABORATORIES

LABORATORY TEST RESULTS

Job Number: 972195

Date: 08/28/97

CUSTOMER: Daniel B. Stephens & Associates PROJECT: ENRON ROSWELL/6033.2 ATTN: Bob Marley

Customer Sample ID: MW-21-33
Date Sampled.....: 08/05/97
Time Sampled.....: 16:10
Sample Matrix.....: Soil

Laboratory Sample ID: 972195-14
Date Received.....: 08/09/97
Time Received.....: 11:05

TEST METHOD	PARAMETER/TEST DESCRIPTION	SAMPLE RESULT	REPORTING LIMIT	UNITS	DATE	TECH
EPA 418.1	Total Recoverable Petroleum Hydrocarbons, Solid	54	10	mg/Kg	08/21/97	jbd

The analytical results, opinions or interpretations contained in this report are based upon information and material supplied by the client for whose exclusive and confidential use this report has been made. The analytical results, opinions or interpretations expressed represent the best judgment of Core Laboratories. Core Laboratories, however, makes no warranty or representation, express or implied, of any kind, and expressly disclaims same as to the productivity, proper operations or profitableness of any oil, gas, coal or other mineral property, well or sand in connection with which such report is used or relied upon for any reason whatsoever. This report shall not be reproduced, in whole or in part, without the written approval of Core Laboratories.

CORE LABORATORIES

LABORATORY TEST RESULTS

Job Number: 972195

Date: 08/28/97

CUSTOMER: Daniel B. Stephens & Associates

PROJECT: ENRON ROSWELL/6033.2

ATTN: Bob Marley

Customer Sample ID: MW-21-40
Date Sampled.....: 08/05/97
Time Sampled.....: 16:20
Sample Matrix.....: Soil

Laboratory Sample ID: 972195-15
Date Received.....: 08/09/97
Time Received.....: 11:05

TEST METHOD	PARAMETER/TEST DESCRIPTION	SAMPLE RESULT	REPORTING LIMIT	UNITS	DATE	TECH
EPA 418.1	Total Recoverable Petroleum Hydrocarbons, Solid	57	10	mg/Kg	08/21/97	jbd

The analytical results, opinions or interpretations contained in this report are based upon information and material supplied by the client for whose exclusive and confidential use this report has been made. The analytical results, opinions or interpretations expressed represent the best judgment of Core Laboratories. Core Laboratories, however, makes no warranty or representation, express or implied, of any kind, and expressly disclaims same as to the productivity, proper operations or profitableness of any oil, gas, coal or other mineral property, well or sand in connection with which such report is used or relied upon for any reason whatsoever. This report shall not be reproduced, in whole or in part, without the written approval of Core Laboratories.

CORE LABORATORIES

LABORATORY TEST RESULTS

Job Number: 972195

Date: 08/28/97

CUSTOMER: Daniel B. Stephens & Associates PROJECT: ENRON ROSWELL/6033.2 ATTN: Bob Marley

Customer Sample ID: MW-21-50
Date Sampled.....: 08/05/97
Time Sampled.....: 16:40
Sample Matrix.....: Soil

Laboratory Sample ID: 972195-16
Date Received.....: 08/09/97
Time Received.....: 11:05

TEST METHOD	PARAMETER/TEST DESCRIPTION	SAMPLE RESULT	REPORTING LIMIT	UNITS	DATE	TECH
EPA 418.1	Total Recoverable Petroleum Hydrocarbons, Solid	53	10	mg/Kg	08/21/97	jbd

The analytical results, opinions or interpretations contained in this report are based upon information and material supplied by the client for whose exclusive and confidential use this report has been made. The analytical results, opinions or interpretations expressed represent the best judgment of Core Laboratories. Core Laboratories, however, makes no warranty or representation, express or implied, of any type, and expressly disclaims same as to the productivity, proper operations or profitableness of any oil, gas, coal or other mineral property, well or sand in connection with which such report is used or relied upon for any reason whatsoever. This report shall not be reproduced, in whole or in part, without the written approval of Core Laboratories.

CORE LABORATORIES

LABORATORY TEST RESULTS

Job Number: 972195

Date: 08/28/97

CUSTOMER: Daniel B. Stephens & Associates PROJECT: ENRON ROSWELL/6033.2 ATTN: Bob Marley

Customer Sample ID: MW-21-60
Date Sampled.....: 08/05/97
Time Sampled.....: 16:55
Sample Matrix.....: Soil

Laboratory Sample ID: 972195-17
Date Received.....: 08/09/97
Time Received.....: 11:05

TEST METHOD	PARAMETER/TEST DESCRIPTION	SAMPLE RESULT	REPORTING LIMIT	UNITS	DATE	TECH
I-1230-85	Hexavalent Chromium, Solid	<0.01	0.01	mg/L	08/20/97	mjf
SW-846 3050	Acid Digestion: Solids	Complete			08/19/97	veb
SW-846 6010A	Aluminum (Al), Solid	8480	50	mg/Kg	08/25/97	lmt
SW-846 6010A	Antimony (Sb), Solid	1	1	mg/Kg	08/25/97	lmt
SW-846 6010A	Arsenic (As), Solid	2	1	mg/Kg	08/25/97	lmt
SW-846 6010A	Barium (Ba), Solid	105	1	mg/Kg	08/25/97	lmt
SW-846 6010A	Beryllium (Be), Solid	<0.5	0.5	mg/Kg	08/25/97	lmt
SW-846 6010A	Cadmium (Cd), Solid	<0.5	0.5	mg/Kg	08/25/97	lmt
·846 6010A	Chromium (Cr), Solid	8	1	mg/Kg	08/25/97	lmt
SW-846 6010A	Cobalt (Co), Solid	<3	3	mg/Kg	08/25/97	lmt
SW-846 6010A	Copper (Cu), Solid	41	1	mg/Kg	08/25/97	lmt
SW-846 6010A	Lead (Pb), Solid	4.3	0.3	mg/Kg	08/25/97	lmt
SW-846 7471	Mercury (Hg), Solid	<0.10	0.10	mg/Kg	08/19/97	veb
SW-846 6010A	Selenium (Se), Solid	<1	1	mg/Kg	08/25/97	lmt
SW-846 6010A	Thallium (Tl), Solid	<1	1	mg/Kg	08/25/97	lmt
EPA 418.1	Total Recoverable Petroleum Hydrocarbons, Solid	50	10	mg/Kg	08/21/97	jbd
62-1.3.2.2	1:1 Soil Paste	Complete			08/19/97	mrh
SW-846 3550	Extraction (Ultrasonic) PCBs					
	Ultrasonic Extraction	Complete			08/15/97	rwm
SW-846 8080	PCB Analysis					
	Aroclor 1016, Solid	ND	17	ug/Kg	08/23/97	smc
	Aroclor 1221, Solid	ND	17	ug/Kg	08/23/97	smc
	Aroclor 1232, Solid	ND	17	ug/Kg	08/23/97	smc
	Aroclor 1242, Solid	ND	17	ug/Kg	08/23/97	smc
	Aroclor 1248, Solid	ND	17	ug/Kg	08/23/97	smc
	Aroclor 1254, Solid	ND	17	ug/Kg	08/23/97	smc
	Aroclor 1260, Solid	ND	17	ug/Kg	08/23/97	smc
	Aroclor 1262, Solid	ND	17	ug/Kg	08/23/97	smc
	Aroclor 1268, Solid	ND	17	ug/Kg	08/23/97	smc
	Total PCB's, Solid	ND	17	ug/Kg	08/23/97	smc

The analytical results, opinions or interpretations contained in this report are based upon information and material supplied by the client for whose exclusive and confidential use this report has been made. The analytical results, opinions or interpretations expressed represent the best judgment of Core Laboratories. Core Laboratories, however, makes no warranty or representation, express or implied, in any form and expressly disclaims same as to the productivity, proper operations or profitabilities of any oil, gas, coal or other minerals, property, well or sand in connection with which such report is used or relied upon for any reason whatsoever. This report may not be reproduced, in whole or in part, without the written approval of Core Laboratories.

CORE LABORATORIES

LABORATORY TEST RESULTS

Job Number: 972195 Date: 08/28/97

CUSTOMER: Daniel B. Stephens & Associates PROJECT: ENRON ROSWELL/6033.2 ATTN: Bob Marley

Customer Sample ID: MW-21-60
Date Sampled.....: 08/05/97
Time Sampled.....: 16:55
Sample Matrix.....: Soil

Laboratory Sample ID: 972195-17
Date Received.....: 08/09/97
Time Received.....: 11:05

TEST METHOD	PARAMETER/TEST DESCRIPTION	SAMPLE RESULT	REPORTING LIMIT	UNITS	DATE	TECH
SW-846 3550	Extraction (Ultrasonic) SVOCs					
	Ultrasonic Extraction	Complete			08/15/97	rwm
SW-846 8270	Semivolatile Organics					
	Acenaphthene, Solid	ND	330	ug/Kg	08/22/97	dmj
	Acenaphthylene, Solid	ND	330	ug/Kg	08/22/97	dmj
	Anthracene, Solid	ND	330	ug/Kg	08/22/97	dmj
	Benzidine, Solid	ND	1650	ug/Kg	08/22/97	dmj
	Benzo(a)anthracene, Solid	ND	330	ug/Kg	08/22/97	dmj
	Benzo(b)fluoranthene, Solid	ND	330	ug/Kg	08/22/97	dmj
	Benzo(k)fluoranthene, Solid	ND	330	ug/Kg	08/22/97	dmj
	Benzo(ghi)perylene, Solid	ND	330	ug/Kg	08/22/97	dmj
	Benzo(a)pyrene, Solid	ND	330	ug/Kg	08/22/97	dmj
	Benzyl alcohol, Solid	ND	330	ug/Kg	08/22/97	dmj
	Butyl benzyl phthalate, Solid	ND	330	ug/Kg	08/22/97	dmj
	Bis(2-chloroethoxy)methane, Solid	ND	330	ug/Kg	08/22/97	dmj
	Bis(2-chloroethyl)ether, Solid	ND	330	ug/Kg	08/22/97	dmj
	Bis(2-chloroisopropyl)ether, Solid	ND	330	ug/Kg	08/22/97	dmj
	Bis(2-ethylhexyl)phthalate, Solid	ND	330	ug/Kg	08/22/97	dmj
	4-Bromophenyl phenyl ether, Solid	ND	330	ug/Kg	08/22/97	dmj
	4-Chloroaniline, Solid	ND	330	ug/Kg	08/22/97	dmj
	2-Chloronaphthalene, Solid	ND	330	ug/Kg	08/22/97	dmj
	4-Chlorophenyl phenyl ether, Solid	ND	330	ug/Kg	08/22/97	dmj
	Chrysene, Solid	ND	330	ug/Kg	08/22/97	dmj
	Dibenzo(a,h)anthracene, Solid	ND	330	ug/Kg	08/22/97	dmj
	Dibenzofuran, Solid	ND	330	ug/Kg	08/22/97	dmj
	1,2-Dichlorobenzene, Solid	ND	330	ug/Kg	08/22/97	dmj
	1,3-Dichlorobenzene, Solid	ND	330	ug/Kg	08/22/97	dmj
	1,4-Dichlorobenzene, Solid	ND	330	ug/Kg	08/22/97	dmj
	3,3-Dichlorobenzidine, Solid	ND	330	ug/Kg	08/22/97	dmj
	Diethyl phthalate, Solid	ND	330	ug/Kg	08/22/97	dmj
	Dimethyl phthalate, Solid	ND	330	ug/Kg	08/22/97	dmj
	Di-n-butyl phthalate, Solid	ND	330	ug/Kg	08/22/97	dmj
	Di-n-octyl phthalate, Solid	ND	330	ug/Kg	08/22/97	dmj
	2,4-Dinitrotoluene, Solid	ND	330	ug/Kg	08/22/97	dmj
	2,6-Dinitrotoluene, Solid	ND	330	ug/Kg	08/22/97	dmj
	Fluoranthene, Solid	ND	330	ug/Kg	08/22/97	dmj
	Fluorene, Solid	ND	330	ug/Kg	08/22/97	dmj
	Hexachlorobenzene, Solid	ND	330	ug/Kg	08/22/97	dmj
	Hexachlorobutadiene, Solid	ND	330	ug/Kg	08/22/97	dmj
	Hexachlorocyclopentadiene, Solid	ND	330	ug/Kg	08/22/97	dmj
	Hexachloroethane, Solid	ND	330	ug/Kg	08/22/97	dmj
	Indeno(1,2,3-cd)pyrene, Solid	ND	330	ug/Kg	08/22/97	dmj
	Isophorone, Solid	ND	330	ug/Kg	08/22/97	dmj
	2-Methylnaphthalene, Solid	ND	330	ug/Kg	08/22/97	dmj
	Naphthalene, Solid	ND	330	ug/Kg	08/22/97	dmj
	o-Nitroaniline, Solid	ND	1650	ug/Kg	08/22/97	dmj
	m-Nitroaniline, Solid	ND	1650	ug/Kg	08/22/97	dmj

The analytical results, opinions or interpretations contained in this report are based upon information and material supplied by the client for whose exclusive and confidential use this report has been made. The analytical results, opinions or interpretations expressed represent the best judgment of Core Laboratories. Core Laboratories, however, makes no warranty or representation, express or implied, of any kind, and expressly disclaims same as to the productivity, proper operations or profitableness of any oil, gas, rock or other mineral substance, well or other facility in connection with which such report is used or relied upon for any reason whatsoever. This report may not be reproduced, in whole or in part, without the written approval of the Laboratory.

CORE LABORATORIES

LABORATORY TEST RESULTS

Job Number: 972195 Date: 08/28/97

CUSTOMER: Daniel B. Stephens & Associates PROJECT: ENRON ROSWELL/6033.2 ATTN: Bob Marley

Customer Sample ID: MW-21-60
Date Sampled.....: 08/05/97
Time Sampled.....: 16:55
Sample Matrix.....: Soil

Laboratory Sample ID: 972195-17
Date Received.....: 08/09/97
Time Received.....: 11:05

TEST METHOD	PARAMETER/TEST DESCRIPTION	SAMPLE RESULT	REPORTING LIMIT	UNITS	DATE	TECH
	p-Nitroaniline, Solid	ND	1650	ug/Kg	08/22/97	dmj
	Nitrobenzene, Solid	ND	330	ug/Kg	08/22/97	dmj
	n-Nitrosodi-n-propylamine, Solid	ND	330	ug/Kg	08/22/97	dmj
	n-Nitrosodiphenylamine, Solid	ND	330	ug/Kg	08/22/97	dmj
	Phenanthrene, Solid	ND	330	ug/Kg	08/22/97	dmj
	Pyrene, Solid	ND	330	ug/Kg	08/22/97	dmj
	1,2,4-Trichlorobenzene, Solid	ND	330	ug/Kg	08/22/97	dmj
	Benzoic acid, Solid	ND	1650	ug/Kg	08/22/97	dmj
	4-Chloro-3-methylphenol, Solid	ND	330	ug/Kg	08/22/97	dmj
	2-Chlorophenol, Solid	ND	330	ug/Kg	08/22/97	dmj
	2,4-Dichlorophenol, Solid	ND	330	ug/Kg	08/22/97	dmj
	2,4-Dimethylphenol, Solid	ND	330	ug/Kg	08/22/97	dmj
	2,4-Dinitrophenol, Solid	ND	1650	ug/Kg	08/22/97	dmj
	2-Methyl-4,6-dinitrophenol, Solid	ND	1650	ug/Kg	08/22/97	dmj
	2-Methylphenol (o-cresol), Solid	ND	330	ug/Kg	08/22/97	dmj
	4-Methylphenol (p-cresol), Solid	ND	330	ug/Kg	08/22/97	dmj
	2-Nitrophenol, Solid	ND	330	ug/Kg	08/22/97	dmj
	4-Nitrophenol, Solid	ND	1650	ug/Kg	08/22/97	dmj
	Pentachlorophenol, Solid	ND	1650	ug/Kg	08/22/97	dmj
	Phenol, Solid	ND	330	ug/Kg	08/22/97	dmj
	2,4,5-Trichlorophenol, Solid	ND	330	ug/Kg	08/22/97	dmj
	2,4,6-Trichlorophenol, Solid	ND	330	ug/Kg	08/22/97	dmj
SW-846 8240	Volatile Organics					
	Acetone, Solid	ND	100	ug/Kg	08/14/97	mla
	Benzene, Solid	15	1	ug/Kg	08/14/97	mla
	Bromodichloromethane, Solid	ND	5	ug/Kg	08/14/97	mla
	Bromoform, Solid	ND	5	ug/Kg	08/14/97	mla
	Bromomethane, Solid	ND	10	ug/Kg	08/14/97	mla
	Methyl ethyl ketone (2-Butanone), Solid	ND	100	ug/Kg	08/14/97	mla
	Carbon disulfide, Solid	ND	5	ug/Kg	08/14/97	mla
	Carbon tetrachloride, Solid	ND	5	ug/Kg	08/14/97	mla
	Chlorobenzene, Solid	ND	5	ug/Kg	08/14/97	mla
	Chloroethane, Solid	ND	10	ug/Kg	08/14/97	mla
	2-Chloroethylvinyl ether, Solid	ND	10	ug/Kg	08/14/97	mla
	Chloroform, Solid	ND	5	ug/Kg	08/14/97	mla
	Chloromethane, Solid	ND	10	ug/Kg	08/14/97	mla
	Dibromochloromethane, Solid	ND	5	ug/Kg	08/14/97	mla
	1,1-Dichloroethane, Solid	ND	5	ug/Kg	08/14/97	mla
	1,2-Dichloroethane, Solid	ND	5	ug/Kg	08/14/97	mla
	1,1-Dichloroethene, Solid	ND	5	ug/Kg	08/14/97	mla
	trans-1,2-Dichloroethene, Solid	ND	5	ug/Kg	08/14/97	mla
	1,2-Dichloropropane, Solid	ND	5	ug/Kg	08/14/97	mla
	cis-1,3-Dichloropropene, Solid	ND	5	ug/Kg	08/14/97	mla
	trans-1,3-Dichloropropene, Solid	ND	5	ug/Kg	08/14/97	mla
	Ethylbenzene, Solid	ND	5	ug/Kg	08/14/97	mla
	2-Hexanone, Solid	ND	50	ug/Kg	08/14/97	mla
	Methylene chloride, Solid	ND	5	ug/Kg	08/14/97	mla
	4-Methyl-2-pentanone (MIBK), Solid	ND	50	ug/Kg	08/14/97	mla

The analytical results, opinions, interpretations contained in this report are based upon information and material supplied by the client for whose exclusive and confidential use this report has been made. The analytical results, opinions, interpretations expressed represent the best judgment of the Laboratories. Core Laboratories, however, makes no warranty or representation, express or implied, of any kind, and hereby disclaims liability for the productivity, proper operations or profitability of any oil, gas, coal, or other mineral property, well, mine, or other operation in which such report is used or relied upon for any reason whatsoever. This report shall not be reproduced, in whole or in part, without the written approval of the Laboratories.

CORE LABORATORIES

LABORATORY TEST RESULTS

Job Number: 972195 Date: 08/28/97

CUSTOMER: Daniel B. Stephens & Associates PROJECT: ENRON ROSWELL/6033.2 ATTN: Bob Marley

Customer Sample ID: MW-21-60
Date Sampled.....: 08/05/97
Time Sampled.....: 16:55
Sample Matrix.....: Soil

Laboratory Sample ID: 972195-17
Date Received.....: 08/09/97
Time Received.....: 11:05

TEST METHOD	PARAMETER/TEST DESCRIPTION	SAMPLE RESULT	REPORTING LIMIT	UNITS	DATE	TECH
	Styrene, Solid	ND	5	ug/Kg	08/14/97	mla
	1,1,2,2-Tetrachloroethane, Solid	ND	5	ug/Kg	08/14/97	mla
	Tetrachloroethene, Solid	ND	5	ug/Kg	08/14/97	mla
	Toluene, Solid	ND	5	ug/Kg	08/14/97	mla
	1,1,1-Trichloroethane, Solid	ND	5	ug/Kg	08/14/97	mla
	1,1,2-Trichloroethane, Solid	ND	5	ug/Kg	08/14/97	mla
	Trichloroethene, Solid	ND	5	ug/Kg	08/14/97	mla
	Vinyl acetate, Solid	ND	50	ug/Kg	08/14/97	mla
	Vinyl chloride, Solid	ND	10	ug/Kg	08/14/97	mla
	Xylenes (total), Solid	ND	5	ug/Kg	08/14/97	mla

The analytical results, opinions or interpretations contained in this report are based upon information and material supplied by the client for whose exclusive and confidential use this report has been made. The analytical results, opinions or interpretations expressed represent the best judgment of Core Laboratories. Core Laboratories, however, makes no warranty or representation, express or implied, of any kind, and expressly disclaims same as to the productivity, proper operations or profitableness of any oil, gas, coal or other mineral property, well or sand in connection with which such report is used or relied upon for any reason whatsoever. This report shall not be reproduced, in whole or in part, without the written approval of Core Laboratories.

CORE LABORATORIES

LABORATORY TEST RESULTS

Job Number: 972195

Date: 08/28/97

CUSTOMER: Daniel B. Stephens & Associates PROJECT: ENRON ROSWELL/6033.2 ATTN: Bob Marley

Customer Sample ID: MW-21-72
Date Sampled.....: 08/05/97
Time Sampled.....: 17:35
Sample Matrix.....: Soil

Laboratory Sample ID: 972195-18
Date Received.....: 08/09/97
Time Received.....: 11:05

TEST METHOD	PARAMETER/TEST DESCRIPTION	SAMPLE RESULT	REPORTING LIMIT	UNITS	DATE	TECH
EPA 418.1	Total Recoverable Petroleum Hydrocarbons, Solid	50	10	mg/Kg	08/21/97	jbd

The analytical results, opinions or interpretations contained in this report are based upon information and material supplied by the client for whose exclusive and confidential use this report has been made. The analytical results, opinions or interpretations expressed represent the best judgment of Core Laboratories. Core Laboratories, however, makes no warranty or representation, express or implied, of any type, and expressly disclaims same as to the productivity, proper operations or profitableness of any oil, gas, coal or other mineral property, well or sand in connection with which such report is used or relied upon for any reason whatsoever. This report shall not be reproduced, in whole or in part, without the written approval of Core Laboratories.

CORE LABORATORIES

QUALITY CONTROL RESULTS

Job Number: 972195 Date: 08/28/97

CUSTOMER: Daniel B. Stephens & Associates PROJECT: ENRON ROSWELL/6033.2 ATTN: Bob Marley

Test Method.....: I-1230-85 Batch.....: 24848 Analyst...: mjf
Method Description.: Hexavalent Chromium Units.....: mg/L
Parameter.....: Hexavalent Chromium

QC	Lab ID	Reagent	QC Result	QC Result	True Value	Orig. Value	Calc. Result	*	Limits	F	Date/Time
ICB			0.00						0.01		08/20/97 0845
LCS		970447	0.36		0.36		100.0	%	80-120		08/20/97 0845
MD	972194-1		0.02			0.02	0.00	A	0.01		08/20/97 0845
ED	972194-1		0.03			0.02	0.01	A	0.01		08/20/97 0845
MS	972195-4	G970605A	0.31		0.299999	0.00	103.3	%	75-125		08/20/97 0845
CCV		G970605A	0.30		0.299999		100.0	%	90-110		08/20/97 0845
CCB			0.00						0.01		08/20/97 0845

Test Method.....: SW-846 7471 Batch.....: 24883 Analyst...: veb
Method Description.: Mercury (CVAA) Units.....: mg/L
Parameter.....: Mercury (Hg)

QC	Lab ID	Reagent	QC Result	QC Result	True Value	Orig. Value	Calc. Result	*	Limits	F	Date/Time
ICV		970701H	0.004231		0.004000		105.8	%	90-110		08/19/97 1214
ICB		08197	0.000000						0.0002		08/19/97 1216
[illegible]		0818	0.000016						0.0002		08/19/97 1218
		970818M	0.005379		0.005000		107.6	%	75-125		08/19/97 1220
[illegible]	972215-1	970818M	0.005333		0.005000	0.000015	106.4	%	80-120		08/19/97 1224
MD	972259-1		0.000013			0.000015	0.000001	A	0.00020000		08/19/97 1233
CCV		970818N	0.004658		0.005000		93.2	%	90-110		08/19/97 1239
CCB		08197	0.000002						0.0002		08/19/97 1242
CCV		970818N	0.004696		0.005000		93.9	%	90-110		08/19/97 1305
CCB		08197	0.000006						0.0002		08/19/97 1307
MB		0818	0.000023						0.0002		08/19/97 1328
CCV		970818N	0.004679		0.005000		93.6	%	90-110		08/19/97 1330
CCB		08197	0.000004						0.0002		08/19/97 1332
SB		970818M	0.005391		0.005000		107.8	%	75-125		08/19/97 1334
EB		0812	0.000015						0.0002		08/19/97 1336
EB		0814	0.000020						0.0002		08/19/97 1342
ED	972204-1		0.000017			0.000018	0.000001	A	0.00020000		08/19/97 1347
MS	972204-1	970818M	0.005252		0.005000	0.000018	104.7	%	80-120		08/19/97 1349
MD	972204-1		0.000019			0.000018	0.000000	A	0.00020000		08/19/97 1351
CCV		970818N	0.005298		0.005000		106.0	%	90-110		08/19/97 1502
MB		0818	0.000016						0.0002		08/19/97 1504
SB		970818M	0.005597		0.005000		112.0	%	75-125		08/19/97 1506
LCS		9705290	0.003283		0.003100		105.9	%	80-120		08/19/97 1508
MS	972201-5	970818M	0.005441		0.005000	0.000016	108.5	%	80-120		08/19/97 1512
MD	972201-5		0.000019			0.000016	0.000003	A	0.00020000		08/19/97 1514
CCV		960930N	0.005356		0.005000		107.1	%	90-110		08/19/97 1517
CCB		08197	0.000007						0.0002		08/19/97 1519
MB		0818	0.000009						0.0002		08/19/97 1521
SB		970818M	0.005540		0.005000		110.8	%	75-125		08/19/97 1523
MS	972194-1	970818M	0.005597		0.005000	0.000033	111.3	%	80-120		08/19/97 1529
MD	972194-1		0.000039			0.000033	0.000005	A	0.00020000		08/19/97 1531
CCV		970818N	0.005443		0.005000		108.9	%	90-110		08/19/97 1542
CCB		08197	0.000005						0.0002		08/19/97 1544
CCV		970818N	0.005445		0.005000		10.9	%	90-110		08/19/97 1554
CCB		08197	0.000001						0.0002		08/19/97 1557

* %-% REC R-RPD A-ABS Diff. D-% Diff.

The analytical results, opinions or interpretations contained in this report are based upon information and material supplied by the client for whose exclusive and confidential use this report has been made. The analytical results, opinions or interpretations expressed represent the best judgment of Core Laboratories. Core Laboratories, however, makes no warranty or representation, express or implied, of any kind, and expressly disclaims same as to the productivity, proper operations or profitableness of any oil, gas, coal, other mineral property, well or plant in connection with which such report is used or relied upon for any reason whatsoever. This report shall not be reproduced, in whole or in part, without the written approval of Core Laboratories.

CORE LABORATORIES

QUALITY CONTROL RESULTS

Job Number: 972195 Date: 08/28/97

CUSTOMER: Daniel B. Stephens & Associates PROJECT: ENRON ROSWELL/6033.2 ATTN: Bob Marley

Test Method.....: EPA 418.1 Batch.....: 25025 Analyst...: jbd
Method Description.: Total Recoverable Petroleum Hydrocarbons Units.....: mg/L
Parameter.....: Total Recoverable Petroleum Hydrocarbons

QC	Lab ID	Reagent	QC Result	QC Result	True Value	Orig. Value	Calc. Result	*	Limits	F	Date/Time
ICB		R081197M	0						1		08/21/97 1100
MB		R081197M	0						1		08/21/97 1100
CCB		R081197M	0						1		08/21/97 1100
ICV		940114	47		44		106.8	%	90-110		08/21/97 1100
CCV		X970811C	50		50		100.0	%	90-110		08/21/97 1100
MD	972194-1		109.9209			104.7154	4.9	R	20		08/21/97 1100

Test Method.....: SW-846 6010A Batch.....: 25077 Analyst...: lmt
Method Description.: Metals Analysis (ICAP Trace) Units.....: mg/L
Parameter.....: Antimony (Sb)

QC	Lab ID	Reagent	QC Result	QC Result	True Value	Orig. Value	Calc. Result	*	Limits	F	Date/Time
ICV		970508T	1.94021		2.00		97.0	%	90-110		08/25/97 1100
ICB		970815T	0.00181						0.01		08/25/97 1121
ISB		970817X	0.92184		1.000		92.2	%	80-120		08/25/97 1136
ISB		970818WW	0.85924		1.000		85.9	%	80-120		08/25/97 1232
		0819	0.00352						0.01		08/25/97 1258
LCS		970353	0.33154		0.543000		61.1	%	9.4-189.7		08/25/97 1301
LCS		970353	0.03818		0.054300		70.3	%	9.4-189.7		08/25/97 1307
SB		970815Z	0.92602		1.000		92.6	%	75-125		08/25/97 1311
CCV		970820T	2.31704		2.5		92.7	%	90-110		08/25/97 1332
CCB		970815T	0.00083						0.01		08/25/97 1352
MS	972195-4	970815Z	0.37979		1.000	0.01748	36.2	%	80-120		08/25/97 1402
PDS	972195-4	970815Z	0.84897		1.000	0.01748	83.1	%	75-125		08/25/97 1421
MD	972195-4		0.02057			0.01748	0.00309	A	0.01000		08/25/97 1433
CCV		970820T	2.30422		2.5		92.2	%	90-110		08/25/97 1502
CCB		970815T	-0.00038						0.01		08/25/97 1507
MB		0820	0.00132						0.01		08/25/97 1548
MS	972183-1	970815Z	0.86887		1.000	0.00481	86.4	%	80-120		08/25/97 1608
MD	972183-1		0.00471			0.00481	0.00010	A	0.01000		08/25/97 1611
CCV		970820T	2.29191		2.5		91.7	%	90-110		08/25/97 1654
CCB		970815T	0.00358						0.01		08/25/97 1657
ISB		970817X	0.93724		1.000		93.7	%	80-120		08/25/97 1746
ISB		970818WW	1.07675		1.000		107.7	%	80-120		08/25/97 1757
CCV		970820T	2.32389		2.5		93.0	%	90-110		08/25/97 1808
CCB		970815T	0.00374						0.01		08/25/97 1817

Test Method.....: SW-846 6010A Batch.....: 25077 Analyst...: lmt
Method Description.: Metals Analysis (ICAP Trace) Units.....: mg/L
Parameter.....: Arsenic (As)

QC	Lab ID	Reagent	QC Result	QC Result	True Value	Orig. Value	Calc. Result	*	Limits	F	Date/Time
ICV		970508T	1.98690		2.00		99.3	%	90-110		08/25/97 1100
ICB		970815T	-0.00139						0.01		08/25/97 1121
ISB		970817X	0.91110		1.000		91.1	%	80-120		08/25/97 1136
ISB		970818WW	1.02147		1.000		102.1	%	80-120		08/25/97 1232
MB		0819	0.00011						0.01		08/25/97 1258
LCS		970353	0.95932		1.080000		88.8	%	74.2-125.9		08/25/97 1301
		970353	0.10828		0.108000		100.3	%	74.2-125.9		08/25/97 1307

* %-% REC R-RPD A-ABS Diff. D-% Diff.

The analytical results, opinions or interpretations contained in this report are based upon information and material supplied by the client for whose exclusive and confidential use this report has been made. The analytical results, opinions or interpretations expressed represent the best judgment of Core Laboratories. Core Laboratories, however, makes no warranty or representation, express or implied, of any kind, and expressly disclaims similar to the productivity, proper operations or profitability of any oil, gas, or other mineral property, well or sand in connection with which such report is used or relied upon for any reason whatsoever. This report shall not be reproduced, in whole or in part, without the written approval of the Laboratories.

CORE LABORATORIES

QUALITY CONTROL RESULTS

Job Number: 972195 Date: 08/28/97

CUSTOMER: Daniel B. Stephens & Associates PROJECT: ENRON ROSWELL/6033.2 ATTN: Bob Marley

Test Method.....: SW-846 6010A Batch.....: 25077 Analyst...: lmt
Method Description.: Metals Analysis (ICAP Trace) Units.....: mg/L
Parameter.....: Arsenic (As)

QC	Lab ID	Reagent	QC Result	QC Result	True Value	Orig. Value	Calc. Result	*	Limits	F	Date/Time
SB		970815Z	0.90839		1.000		90.8	%	75-125		08/25/97 1311
CCV		970820T	2.39887		2.5		96.0	%	90-110		08/25/97 1332
CCB		970815T	-0.00069						0.01		08/25/97 1352
MS	972195-4	970815Z	0.85916		1.000	0.03388	82.5	%	80-120		08/25/97 1402
PDS	972195-4	970815Z	0.87663		1.000	0.03388	84.3	%	75-125		08/25/97 1421
MD	972195-4		0.03360			0.03388	0.00028	A	0.01000		08/25/97 1433
CCV		970820T	2.39319		2.5		95.7	%	90-110		08/25/97 1502
CCB		970815T	-0.00088						0.01		08/25/97 1507
MB		0820	-0.00109						0.01		08/25/97 1548
MS	972183-1	970815Z	0.92992		1.000	0.01160	91.8	%	80-120		08/25/97 1608
MD	972183-1		0.00869			0.01160	0.00291	A	0.01000		08/25/97 1611
CCV		970820T	2.38558		2.5		95.4	%	90-110		08/25/97 1654
CCB		970815T	0.00002						0.01		08/25/97 1657
ISB		970817X	0.88837		1.000		88.8	%	80-120		08/25/97 1746
ISB		970818WW	0.94760		1.000		94.8	%	80-120		08/25/97 1757
CCV		970820T	2.28333		2.5		91.3	%	90-110		08/25/97 1808
CCB		970815T	0.00044						0.01		08/25/97 1817

Test Method.....: SW-846 6010A Batch.....: 25077 Analyst...: lmt
Method Description.: Metals Analysis (ICAP Trace) Units.....: mg/L
Parameter.....: Lead (Pb)

QC	Lab ID	Reagent	QC Result	QC Result	True Value	Orig. Value	Calc. Result	*	Limits	F	Date/Time
ICV		970508T	1.96651		2.00		98.3	%	90-110		08/25/97 1100
ICB		970815T	-0.00100						0.003		08/25/97 1121
ISB		970817X	0.86331		1.000		86.3	%	80-120		08/25/97 1136
ISB		970818WW	0.91188		1.000		91.2	%	80-120		08/25/97 1232
MB		0819	0.00213						0.003		08/25/97 1258
LCS		970353	0.40799		0.443000		92.1	%	76.1-123.9		08/25/97 1301
LCS		970353	0.04491		0.044300		101.4	%	76.1-123.9		08/25/97 1307
SB		970815Z	0.93312		1.000		93.3	%	75-125		08/25/97 1311
CCV		970820T	0.95776		1.0		95.8	%	90-110		08/25/97 1332
CCB		970815T	0.00016						0.003		08/25/97 1352
MS	972195-4	970815Z	0.89352		1.000	0.07927	81.4	%	80-120		08/25/97 1402
PDS	972195-4	970815Z	0.90566		1.000	0.07927	82.6	%	75-125		08/25/97 1421
MD	972195-4		0.07615			0.07927	4.0	R	20		08/25/97 1433
CCV		970820T	0.95021		1.0		95.0	%	90-110		08/25/97 1502
CCB		970815T	0.00005						0.003		08/25/97 1507
MB		0820	0.00196						0.003		08/25/97 1548
MS	972183-1	970815Z	0.83705		1.000	0.00548	83.2	%	80-120		08/25/97 1608
MD	972183-1		0.00544			0.00548	0.00004	A	0.00300		08/25/97 1611
CCV		970820T	0.95125		1.0		95.1	%	90-110		08/25/97 1654
CCB		970815T	-0.00043						0.003		08/25/97 1657
ISB		970817X	0.83838		1.000		83.8	%	80-120		08/25/97 1746
ISB		970818WW	0.89356		1.000		89.4	%	80-120		08/25/97 1757
CCV		970820T	0.96308		1.0		96.3	%	90-110		08/25/97 1808
CCB		970815T	0.00069						0.003		08/25/97 1817

* %-% REC R-RPD A-ABS Diff. D-% Diff.

The analytical results, opinions or interpretations contained in this report are based upon information and material supplied by the client for whose exclusive and confidential use this report has been made. The analytical results, opinions or interpretations expressed represent the best judgment of Core Laboratories. Core Laboratories, however, makes no warranty or representation, express or implied, of any type, and expressly disclaims same as to the productivity, proper operations or profitableness of any oil, gas, mineral, property, well or sand in connection with which such report is used or relied upon for any reason whatsoever. This report shall not be reproduced, in whole or in part, without the written approval of Core Laboratories.

CORE LABORATORIES

QUALITY CONTROL RESULTS

Job Number: 972195 Date: 08/28/97

CUSTOMER: Daniel B. Stephens & Associates PROJECT: ENRON ROSWELL/6033.2 ATTN: Bob Marley

Test Method.....: SW-846 6010A Batch.....: 25077 Analyst...: lmt
Method Description.: Metals Analysis (ICAP Trace) Units.....: mg/L
Parameter.....: Selenium (Se)

QC	Lab ID	Reagent	QC Result	QC Result	True Value	Orig. Value	Calc. Result	*	Limits	F	Date/Time
ICV		970508T	1.97465		2.00		98.7	%	90-110		08/25/97 1100
ICB		970815T	0.00059						0.01		08/25/97 1121
ISB		970817X	0.91148		1.000		91.1	%	80-120		08/25/97 1136
ISB		970818WW	0.91715		1.000		91.7	%	80-120		08/25/97 1232
MB		0819	0.00369						0.01		08/25/97 1258
LCS		970353	0.55001		0.706000		77.9	%	63.2-136.8		08/25/97 1301
LCS		970353	0.07282		0.070600		103.1	%	63.2-136.8		08/25/97 1307
SB		970815Z	0.80973		1.000		81.0	%	75-125		08/25/97 1311
CCV		970820T	2.33059		2.5		93.2	%	90-110		08/25/97 1332
CCB		970815T	0.00097						0.01		08/25/97 1352
MS	972195-4	970815Z	0.72779		1.000	-0.00400	73.2	%	80-120		08/25/97 1402
PDS	972195-4	970815Z	0.76191		1.000	-0.00400	76.6	%	75-125		08/25/97 1421
MD	972195-4		-0.00653			-0.00400	0.00253	A	0.01000		08/25/97 1433
CCV		970820T	2.32228		2.5		92.9	%	90-110		08/25/97 1502
CCB		970815T	0.00170						0.01		08/25/97 1507
MB		0820	0.00461						0.01		08/25/97 1548
LCS		970236	0.87061		1.000000		87.1	%	80-120		08/25/97 1557
MS	972183-1	970815Z	0.93592		1.000	0.05631	88.0	%	80-120		08/25/97 1608
[illegible]		970820T	2.32506		2.5		93.0	%	90-110		08/25/97 1654
[illegible]		970815T	0.00298						0.01		08/25/97 1657
ISB		970817X	0.91114		1.000		91.1	%	80-120		08/25/97 1746
ISB		970818WW	0.90809		1.000		90.8	%	80-120		08/25/97 1757
CCV		970820T	2.29364		2.5		91.7	%	90-110		08/25/97 1808
CCB		970815T	0.00173						0.01		08/25/97 1817

Test Method.....: SW-846 6010A Batch.....: 25077 Analyst...: lmt
Method Description.: Metals Analysis (ICAP Trace) Units.....: mg/L
Parameter.....: Thallium (Tl)

QC	Lab ID	Reagent	QC Result	QC Result	True Value	Orig. Value	Calc. Result	*	Limits	F	Date/Time
ICV		970508T	1.93832		2.00		96.9	%	90-110		08/25/97 1100
ICB		970815T	-0.00170						0.01		08/25/97 1121
ISB		970817X	0.90418		1.000		90.4	%	80-120		08/25/97 1136
ISA		970716W	45.39418		50.000000		90.8	%	80-120		08/25/97 1143
ISB		970818WW	43.14760		51.00		84.6	%	80-120		08/25/97 1232
MB		0819	-0.00204						0.01		08/25/97 1258
LCS		970353	0.73335		0.778000		94.3	%	57.2-142.7		08/25/97 1301
LCS		970353	0.07993		0.077800		102.7	%	57.2-142.7		08/25/97 1307
SB		970815Z	0.93099		1.000		93.1	%	75-125		08/25/97 1311
CCV		970820T	0.93501		1.0		93.5	%	90-110		08/25/97 1332
CCB		970815T	-0.00261						0.01		08/25/97 1352
MS	972195-4	970815Z	0.82620		1.000	0.00360	82.3	%	80-120		08/25/97 1402
PDS	972195-4	970815Z	0.84450		1.000	0.00360	84.1	%	75-125		08/25/97 1421
MD	972195-4		-0.00056			0.00360	0.00416	A	0.01000		08/25/97 1433
CCV		970820T	0.93812		1.0		93.8	%	90-110		08/25/97 1502
CCB		970815T	-0.00176						0.01		08/25/97 1507
MB		0820	-0.00653						0.01		08/25/97 1548
MS	972183-1	970815Z	0.85184		1.000	-0.04587	89.8	%	80-120		08/25/97 1608
MD	972183-1		-0.04115			-0.04587	0.00472	A	0.01000		08/25/97 1611
CCV		970820T	0.92067		1.0		92.1	%	90-110		08/25/97 1654
		970815T	-0.00179						0.01		08/25/97 1657

* %-% REC R-RPD A-ABS Diff. D-% Diff.

The analytical results, opinions or interpretations contained in this report are based upon information and material supplied by the client for whose exclusive and confidential use this report has been made. The analytical results, opinions or interpretations expressed represent the best judgment of Core Laboratories. Core Laboratories, however, makes no warranty or representation, express or implied, of any kind, and expressly disclaims same as to the productiveness, proper operation or profitableness of any oil, gas, coal, or other mineral property, well or sand in connection with which such report is used or relied upon for any reason whatsoever. This report shall not be reproduced, in whole or in part, without the written approval of Core Laboratories.

CORE LABORATORIES

QUALITY CONTROL RESULTS

Job Number: 972195 Date: 08/28/97

CUSTOMER: Daniel B. Stephens & Associates PROJECT: ENRON ROSWELL/6033.2 ATTN: Bob Marley

Test Method.....: SW-846 6010A Batch.....: 25077 Analyst...: lmt
Method Description.: Metals Analysis (ICAP Trace) Units.....: mg/L
Parameter.....: Thallium (Tl)

QC	Lab ID	Reagent	QC Result	QC Result	True Value	Orig. Value	Calc. Result	*	Limits	F	Date/Time
ISB		970817X	0.86547		1.000		86.5	%	80-120		08/25/97 1746
ISA		970716W	45.66126		50.000000		91.3	%	80-120		08/25/97 1755
ISB		970818WW	42.78392		51.00		83.9	%	80-120		08/25/97 1757
CCV		970820T	0.92076		1.0		92.1	%	90-110		08/25/97 1808
CCB		970815T	0.00156						0.01		08/25/97 1817

Test Method.....: SW-846 6010A Batch.....: 25077 Analyst...: lmt
Method Description.: Metals Analysis (ICAP) Units.....: mg/L
Parameter.....: Aluminum (Al)

QC	Lab ID	Reagent	QC Result	QC Result	True Value	Orig. Value	Calc. Result	*	Limits	F	Date/Time
ICV		970810T	0.95030		1.00		95.0	%	90-110		08/25/97 1110
ICB		970815T	-0.00446						0.03		08/25/97 1121
ISA		970708W	220.60848		250		88.2	%	80-120		08/25/97 1125
ISB		970817X	213.66383		250		85.5	%	80-120		08/25/97 1136
ISB		970818WW	2.24372		2.0000		112.2	%	80-120		08/25/97 1232
		0819	0.00450						0.03		08/25/97 1258
[illegible]		970353	40.77862		39.800000		102.5	%	52.8-147.2		08/25/97 1301
LCS		970353	4.46194		3.980000		112.1	%	52.8-147.2		08/25/97 1307
SB		970815Z	1.90349		2.0000		95.2	%	75-125		08/25/97 1311
CCV		970820T	9.53365		10.0		95.3	%	90-110		08/25/97 1332
CCB		970815T	-0.00297						0.03		08/25/97 1352
PDS	972195-4	970815Z	5.29047		2.0000	3.31308	98.9	%	75-125		08/25/97 1442
MD	972195-4		3.63848			3.31308	9.4	R	20		08/25/97 1445
CCV		970820T	9.53841		10.0		95.4	%	90-110		08/25/97 1502
CCB		970815T	-0.00001						0.03		08/25/97 1507
MB		0820	0.00536						0.03		08/25/97 1548
MS	972183-1	970815Z	2.16830		2.0000	0.02922	107.0	%	80-120		08/25/97 1608
MD	972183-1		0.03220			0.02922	0.00298	A	0.03000		08/25/97 1611
CCV		970820T	9.84311		10.0		98.4	%	90-110		08/25/97 1654
CCB		970815T	0.00056						0.03		08/25/97 1657
ISA		970708W	205.34432		250		82.1	%	80-120		08/25/97 1738
ISB		970817X	215.45587		250		86.2	%	80-120		08/25/97 1746
ISB		970818WW	2.00091		2.0000		100.0	%	80-120		08/25/97 1757
CCV		970820T	9.79192		10.0		97.9	%	90-110		08/25/97 1808
CCB		970815T	0.00057						0.03		08/25/97 1817

Test Method.....: SW-846 6010A Batch.....: 25077 Analyst...: lmt
Method Description.: Metals Analysis (ICAP) Units.....: mg/L
Parameter.....: Barium (Ba)

QC	Lab ID	Reagent	QC Result	QC Result	True Value	Orig. Value	Calc. Result	*	Limits	F	Date/Time
ICV		970810T	1.00624		1.00		100.6	%	90-110		08/25/97 1110
ICB		970815T	0.00013						0.001		08/25/97 1121
ISB		970817X	0.48283		0.5000		96.6	%	80-120		08/25/97 1136
ISB		970818WW	0.99357		1.000		99.4	%	80-120		08/25/97 1232
MB		0819	0.00017						0.001		08/25/97 1258
LCS		970353	0.59532		0.597000		99.7	%	75.7-124.3		08/25/97 1301
		970353	0.06131		0.059700		102.7	%	75.7-124.3		08/25/97 1307

* %-% REC R-RPD A-ABS Diff. D-% Diff.

The analytical results, opinions or interpretations contained in this report are based upon information and material supplied by the client for whose exclusive and confidential use this report has been made. The analytical results, opinions or interpretations expressed represent the best judgment of Core Laboratories. Core Laboratories, however, makes no warranty or representation, express or implied, as to any fact, and expressly disclaims same as to the productivity, proper operations or profitableness of any oil, gas, coal or other mineral property, well or sand, in connection with which such report is used or relied upon for any reason whatsoever. This report shall not be reproduced, in whole or in part, without the written approval of Core Laboratories.

CORE LABORATORIES

QUALITY CONTROL RESULTS

Job Number: 972195 Date: 08/28/97

CUSTOMER: Daniel B. Stephens & Associates PROJECT: ENRON ROSWELL/6033.2 ATTN: Bob Marley

Test Method.....: SW-846 6010A Batch.....: 25077 Analyst...: lmt
Method Description.: Metals Analysis (ICAP) Units.....: mg/L
Parameter.....: Barium (Ba)

QC	Lab ID	Reagent	QC Result	QC Result	True Value	Orig. Value	Calc. Result	*	Limits	F	Date/Time
SB		970815Z	1.01994		1.000		102.0	%	75-125		08/25/97 1311
CCV		970820T	4.64997		5.0		93.0	%	90-110		08/25/97 1332
CCB		970815T	-0.00008						0.001		08/25/97 1352
MS	972195-4	970815Z	3.57376		1.000	2.52147	105.2	%	80-120		08/25/97 1402
PDS	972195-4	970815Z	3.30507		1.000	2.52147	78.4	%	75-125		08/25/97 1421
MD	972195-4		2.32912			2.52147	7.9	R	20		08/25/97 1433
CCV		970820T	4.62476		5.0		92.5	%	90-110		08/25/97 1502
CCB		970815T	-0.00004						0.001		08/25/97 1507
MS	972183-1	970815Z	0.98154		1.000	0.04159	94.0	%	80-120		08/25/97 1608
MD	972183-1		0.04433			0.04159	6.4	R	20		08/25/97 1611
CCV		970820T	4.52361		5.0		90.5	%	90-110		08/25/97 1654
CCB		970815T	0.00002						0.001		08/25/97 1657
ISB		970817X	0.46180		0.5000		92.4	%	80-120		08/25/97 1746
ISB		970818WW	0.99272		1.000		99.3	%	80-120		08/25/97 1757
CCV		970820T	4.78743		5.0		95.7	%	90-110		08/25/97 1808
CCB		970815T	0.00015						0.001		08/25/97 1817

st Method.....: SW-846 6010A Batch.....: 25077 Analyst...: lmt
ethod Description.: Metals Analysis (ICAP) Units.....: mg/L
Parameter.....: Beryllium (Be)

QC	Lab ID	Reagent	QC Result	QC Result	True Value	Orig. Value	Calc. Result	*	Limits	F	Date/Time
ICV		970508T	2.12557		2.00		106.3	%	90-110		08/25/97 1100
ICB		970815T	-0.00001						0.001		08/25/97 1121
ISB		970817X	0.47467		0.5000		94.9	%	80-120		08/25/97 1136
ISB		970818WW	0.97667		1.000		97.7	%	80-120		08/25/97 1232
MB		0819	0.00022						0.001		08/25/97 1258
LCS		970353	0.50044		0.476000		105.1	%	70.8-129.0		08/25/97 1301
LCS		970353	0.05325		0.047600		111.9	%	70.8-129.0		08/25/97 1307
SB		970815Z	1.06004		1.000		106.0	%	75-125		08/25/97 1311
CCV		970820T	2.60148		2.5		104.1	%	90-110		08/25/97 1332
CCB		970815T	0.00018						0.001		08/25/97 1352
MS	972195-4	970815Z	0.94607		1.000	0.00773	93.8	%	80-120		08/25/97 1402
PDS	972195-4	970815Z	0.95097		1.000	0.00773	94.3	%	75-125		08/25/97 1421
MD	972195-4		0.00805			0.00773	4.1	R	20		08/25/97 1433
CCV		970820T	2.57711		2.5		103.1	%	90-110		08/25/97 1502
CCB		970815T	0.00022						0.001		08/25/97 1507
MB		0820	0.00022						0.001		08/25/97 1548
MS	972183-1	970815Z	1.01842		1.000	0.00032	101.8	%	80-120		08/25/97 1608
MD	972183-1		0.00030			0.00032	0.00002	A	0.00100		08/25/97 1611
CCV		970820T	2.60779		2.5		104.3	%	90-110		08/25/97 1654
CCB		970815T	0.00020						0.001		08/25/97 1657
ISB		970817X	0.47716		0.5000		95.4	%	80-120		08/25/97 1746
ISB		970818WW	0.95794		1.000		95.8	%	80-120		08/25/97 1757
CCV		970820T	2.45515		2.5		98.2	%	90-110		08/25/97 1808
CCB		970815T	0.00015						0.001		08/25/97 1817

* %-% REC R-RPD A-ABS Diff. D-% Diff.

The analytical results, opinions or interpretations contained in this report are based upon information and material supplied by the client for whose exclusive and confidential use this report has been made. The analytical results, opinions or interpretations expressed represent the best judgment of Core Laboratories. Core Laboratories, however, makes no warranty or representation, express or implied, of any type, and expressly disclaims same as to the productivity, proper operations or profitableness of any oil, gas, or other mineral property, well or sand in connection with which such report is used or relied upon for any reason whatsoever. This report shall not be reproduced, in whole or in part, without the written approval of Core Laboratories.

CORE LABORATORIES

QUALITY CONTROL RESULTS

Job Number: 972195 Date: 08/28/97

CUSTOMER: Daniel B. Stephens & Associates PROJECT: ENRON ROSWELL/6033.2 ATTN: Bob Marley

Test Method.....: SW-846 6010A Batch.....: 25077 Analyst...: lmt
Method Description.: Metals Analysis (ICAP) Units.....: mg/L
Parameter.....: Cadmium (Cd)

QC	Lab ID	Reagent	QC Result	QC Result	True Value	Orig. Value	Calc. Result	*	Limits	F	Date/Time
ICV		970508T	2.01139		2.00		100.6	%	90-110		08/25/97 1100
ICB		970815T	-0.00007						0.0006		08/25/97 1121
ISB		970817X	0.86689		1.000		86.7	%	80-120		08/25/97 1136
ISB		970818WW	0.94256		1.000		94.3	%	80-120		08/25/97 1232
MB		0819	-0.00008						0.0006		08/25/97 1258
LCS		970353	1.04013		1.140000		91.2	%	60.2-139.5		08/25/97 1301
LCS		970353	0.11405		0.114000		100.0	%	60.2-139.5		08/25/97 1307
SB		970815Z	0.96222		1.000		96.2	%	75-125		08/25/97 1311
CCV		970820T	0.98512		1.0		98.5	%	90-110		08/25/97 1332
CCB		970815T	0.00013						0.0006		08/25/97 1352
MS	972195-4	970815Z	0.83183		1.000	0.00522	82.7	%	80-120		08/25/97 1402
PDS	972195-4	970815Z	0.84888		1.000	0.00522	84.4	%	75-125		08/25/97 1421
MD	972195-4		0.00402			0.00522	26.0	R	20	*	08/25/97 1433
CCV		970820T	0.98438		1.0		98.4	%	90-110		08/25/97 1502
CCB		970815T	-0.00011						0.0006		08/25/97 1507
MB		0820	0.00027						0.0006		08/25/97 1548
MS	972183-1	970815Z	0.93571		1.000	0.00056	93.5	%	80-120		08/25/97 1608
MD	972183-1		0.00066			0.00056	0.00010	A	0.00060		08/25/97 1611
		970820T	0.96321		1.0		96.3	%	90-110		08/25/97 1654
		970815T	-0.00012						0.0006		08/25/97 1657
ISB		970817X	0.84475		1.000		84.5	%	80-120		08/25/97 1746
ISB		970818WW	0.91892		1.000		91.9	%	80-120		08/25/97 1757
CCV		970820T	0.96683		1.0		96.7	%	90-110		08/25/97 1808
CCB		970815T	0.00017						0.0006		08/25/97 1817

Test Method.....: SW-846 6010A Batch.....: 25077 Analyst...: lmt
Method Description.: Metals Analysis (ICAP) Units.....: mg/L
Parameter.....: Chromium (Cr)

QC	Lab ID	Reagent	QC Result	QC Result	True Value	Orig. Value	Calc. Result	*	Limits	F	Date/Time
ICV		970508T	1.97693		2.00		98.8	%	90-110		08/25/97 1100
ICB		970815T	0.00045						0.005		08/25/97 1121
ISB		970817X	0.44882		0.5000		89.8	%	80-120		08/25/97 1136
ISA		970716W	47.17767		50.000000		94.4	%	80-120		08/25/97 1143
ISB		970818WW	43.41082		51.00		85.1	%	80-120		08/25/97 1232
MB		0819	-0.00030						0.005		08/25/97 1258
LCS		970353	0.40501		0.422000		96.0	%	76.8-123.5		08/25/97 1301
LCS		970353	0.04246		0.042200		100.6	%	76.8-123.5		08/25/97 1307
SB		970815Z	0.97792		1.000		97.8	%	75-125		08/25/97 1311
CCV		970820T	2.41727		2.5		96.7	%	90-110		08/25/97 1332
CCB		970815T	-0.00050						0.005		08/25/97 1352
MS	972195-4	970815Z	0.97132		1.000	0.13153	84.0	%	80-120		08/25/97 1402
PDS	972195-4	970815Z	0.97853		1.000	0.13153	84.7	%	75-125		08/25/97 1421
MD	972195-4		0.12803			0.13153	2.7	R	20		08/25/97 1433
CCV		970820T	2.42721		2.5		97.1	%	90-110		08/25/97 1502
CCB		970815T	-0.00056						0.005		08/25/97 1507
MB		0820	0.00290						0.005		08/25/97 1548
MS	972183-1	970815Z	0.96448		1.000	0.00427	96.0	%	80-120		08/25/97 1608
MD	972183-1		0.00239			0.00427	0.00188	A	0.00500		08/25/97 1611
CCV		970820T	2.38503		2.5		95.4	%	90-110		08/25/97 1654
		970815T	-0.00025						0.005		08/25/97 1657

* %-% REC R-RPD A-ABS Diff. D-% Diff.

The analytical results, opinions or interpretations contained in this report are based upon information and material supplied by the client for whose exclusive and confidential use this report has been made. The analytical results, opinions or interpretations expressed represent the best judgment of Core Laboratories. Core Laboratories, however, makes no warranty or representation, express or implied, of any kind, and expressly disclaims same as to the productivity, proper operations or profitableness of any oil, gas, other mineral, property, well or sand in connection with which such report is used or relied upon for any reason whatsoever. This report shall not be reproduced, in whole or in part, without the written approval of The Laboratories.

CORE LABORATORIES

QUALITY CONTROL RESULTS

Job Number: 972195 Date: 08/28/97

CUSTOMER: Daniel B. Stephens & Associates PROJECT: ENRON ROSWELL/6033.2 ATTN: Bob Marley

Test Method.....: SW-846 6010A Batch.....: 25077 Analyst...: lmt
Method Description.: Metals Analysis (ICAP) Units.....: mg/L
Parameter.....: Chromium (Cr)

QC	Lab ID	Reagent	QC Result	QC Result	True Value	Orig. Value	Calc. Result	*	Limits	F	Date/Time
ISB		970817X	0.44225		0.5000		88.5	%	80-120		08/25/97 1746
ISA		970716W	47.27252		50.000000		94.5	%	80-120		08/25/97 1755
ISB		970818WW	43.69262		51.00		85.7	%	80-120		08/25/97 1757
CCV		970820T	2.32102		2.5		92.8	%	90-110		08/25/97 1808
CCB		970815T	0.00063						0.005		08/25/97 1817

Test Method.....: SW-846 6010A Batch.....: 25077 Analyst...: lmt
Method Description.: Metals Analysis (ICAP) Units.....: mg/L
Parameter.....: Cobalt (Co)

QC	Lab ID	Reagent	QC Result	QC Result	True Value	Orig. Value	Calc. Result	*	Limits	F	Date/Time
ICV		970508T	1.99902		2.00		100.0	%	90-110		08/25/97 1100
ICB		970815T	0.00017						0.005		08/25/97 1121
ISB		970817X	0.44532		0.5000		89.1	%	80-120		08/25/97 1136
ISB		970818WW	1.03710		1.000		103.7	%	80-120		08/25/97 1232
MB		0819	-0.00138						0.005		08/25/97 1258
		970353	1.14090		1.230000		92.8	%	79.3-120.3		08/25/97 1301
LCS		970353	0.12190		0.123000		99.1	%	79.3-120.3		08/25/97 1307
SB		970815Z	0.96045		1.000		96.0	%	75-125		08/25/97 1311
CCV		970820T	2.44836		2.5		97.9	%	90-110		08/25/97 1332
CCB		970815T	-0.00008						0.005		08/25/97 1352
MS	972195-4	970815Z	0.89366		1.000	0.05112	84.3	%	80-120		08/25/97 1402
PDS	972195-4	970815Z	0.89953		1.000	0.05112	84.8	%	75-125		08/25/97 1421
MD	972195-4		0.04905			0.05112	4.1	R	20		08/25/97 1433
CCV		970820T	2.44629		2.5		97.9	%	90-110		08/25/97 1502
CCB		970815T	-0.00043						0.005		08/25/97 1507
MB		0820	-0.00147						0.005		08/25/97 1548
MS	972183-1	970815Z	0.94748		1.000	-0.00018	94.8	%	80-120		08/25/97 1608
MD	972183-1		0.00007			-0.00018	0.00025	A	0.00500		08/25/97 1611
CCV		970820T	2.41361		2.5		96.5	%	90-110		08/25/97 1654
CCB		970815T	0.00017						0.005		08/25/97 1657
ISB		970817X	0.43031		0.5000		86.1	%	80-120		08/25/97 1746
ISB		970818WW	1.01678		1.000		101.7	%	80-120		08/25/97 1757
CCV		970820T	2.35410		2.5		94.2	%	90-110		08/25/97 1808
CCB		970815T	0.00077						0.005		08/25/97 1817

Test Method.....: SW-846 6010A Batch.....: 25077 Analyst...: lmt
Method Description.: Metals Analysis (ICAP) Units.....: mg/L
Parameter.....: Copper (Cu)

QC	Lab ID	Reagent	QC Result	QC Result	True Value	Orig. Value	Calc. Result	*	Limits	F	Date/Time
ICV		970508T	1.91024		2.00		95.5	%	90-110		08/25/97 1100
ICB		970815T	0.00036						0.005		08/25/97 1121
ISB		970817X	0.47713		0.5000		95.4	%	80-120		08/25/97 1136
ISA		970716W	47.30976		50.000000		94.6	%	80-120		08/25/97 1143
ISB		970818WW	43.52136		51.00		85.3	%	80-120		08/25/97 1232
MB		0819	-0.00066						0.005		08/25/97 1258
		970353	0.64482		0.689000		93.6	%	81.9-118.0		08/25/97 1301
		970353	0.06526		0.068900		94.7	%	81.9-118.0		08/25/97 1307

* %-% REC R-RPD A-ABS Diff. D-% Diff.

The analytical results, opinions or interpretations contained in this report are based upon information and material supplied by the client for whose exclusive and confidential use this report has been made. The analytical results, opinions or interpretations expressed represent the best judgment of Core Laboratories. Core Laboratories, however, makes no warranty or representation, express or implied, of any type, and expressly disclaims same as to the productivity, proper operations or profitableness of any oil, gas, coal or other mineral property, well or sand in connection with which such report is used or relied upon for any reason whatsoever. This report shall not be reproduced, in whole or in part, without the written approval of Core Laboratories.

CORE LABORATORIES

QUALITY CONTROL RESULTS

Job Number: 972195 Date: 08/28/97

CUSTOMER: Daniel B. Stephens & Associates PROJECT: ENRON ROSWELL/6033.2 ATTN: Bob Marley

Test Method.....: SW-846 6010A Batch.....: 25077 Analyst...: lmt
Method Description.: Metals Analysis (ICAP) Units.....: mg/L
Parameter.....: Copper (Cu)

QC	Lab ID	Reagent	QC Result	QC Result	True Value	Orig. Value	Calc. Result	*	Limits	F	Date/Time
SB		970815Z	0.96776		1.000		96.8	%	75-125		08/25/97 1311
CCV		970820T	2.40310		2.5		96.1	%	90-110		08/25/97 1332
CCB		970815T	-0.00084						0.005		08/25/97 1352
MS	972195-4	970815Z	1.39814		1.000	0.67928	71.9	%	80-120		08/25/97 1402
PDS	972195-4	970815Z	1.55673		1.000	0.67928	87.7	%	75-125		08/25/97 1421
MD	972195-4		0.32479			0.67928	70.6	R	20	*	08/25/97 1433
CCV		970820T	2.40148		2.5		96.1	%	90-110		08/25/97 1502
CCB		970815T	-0.00016						0.005		08/25/97 1507
MS	972183-1	970815Z	0.97139		1.000	0.00412	96.7	%	80-120		08/25/97 1608
MD	972183-1		0.00739			0.00412	0.00327	A	0.00500		08/25/97 1611
CCV		970820T	2.39900		2.5		96.0	%	90-110		08/25/97 1654
CCB		970815T	0.00021						0.005		08/25/97 1657
ISB		970817X	0.44242		0.5000		88.5	%	80-120		08/25/97 1746
ISA		970716W	48.51488		50.000000		97.0	%	80-120		08/25/97 1755
ISB		970818WW	43.90776		51.00		86.1	%	80-120		08/25/97 1757
CCV		970820T	2.38339		2.5		95.3	%	90-110		08/25/97 1808
CCB		970815T	-0.00036						0.005		08/25/97 1817

* %-% REC R-RPD A-ABS Diff. D-% Diff.

The analytical results, opinions or interpretations contained in this report are based upon information and material supplied by the client for whose exclusive and confidential use this report has been made. The analytical results, opinions or interpretations expressed represent the best judgment of Core Laboratories. Core Laboratories, however, makes no warranty or representation, express or implied, of any type, and expressly disclaims same as to the productivity, proper operations or profitableness of any oil, gas, coal or other mineral, property, well or sand, in connection with which such report is used or relied upon for any reason whatsoever. This report shall not be reproduced, in whole or in part, without the written approval of Core Laboratories.

CORE LABORATORIES

QUALITY CONTROL RESULTS

Job Number: 972195 Date: 08/28/97

CUSTOMER: Daniel B. Stephens & Associates PROJECT: ENRON ROSWELL/6033.2 ATTN: Bob Marley

QC Type	Description	Reag. Code	Lab ID	Dilution Factor	Date	Time

Test Method.....: SW-846 8240 Batch.....: 24700 Analyst ...: mla
Method Description.: Volatile Organics Units.....: ug/L

RS	Reference Standard	V970814B			08/14/97	1034

Parameter/Test Description	QC Result	QC Result	True Value	Orig. Value	Calc. Result	*	Limits
Benzene	54.95		50.3		109.2	%	70-130
Bromodichloromethane	52.63		50.3		104.6	%	70-130
Bromoform	53.50		50.2		106.6	%	70-130
Carbon tetrachloride	55.01		50.1		109.8	%	70-130
Chlorobenzene	53.01		50.2		105.6	%	70-130
Chloroform	50.36		50.2		100.3	%	70-130
Dibromochloromethane	48.99		50.2		97.6	%	70-130
1,1-Dichloroethane	52.96		50.2		105.5	%	70-130
1,2-Dichloroethane	52.25		50.1		104.3	%	70-130
1,1-Dichloroethene	54.00		50.2		107.6	%	70-130
trans-1,2-Dichloroethene	51.20		50.2		102.0	%	70-130
1,2-Dichloropropane	50.24		50.2		100.1	%	70-130
Ethylbenzene	53.27		50.2		106.1	%	70-130
ylene chloride	52.20		50.2		104.0	%	70-130
,2,2-Tetrachloroethane	49.61		50.3		98.6	%	70-130
Tetrachloroethene	53.06		50.2		105.7	%	70-130
Toluene	52.70		50.2		105.0	%	70-130
1,1,1-Trichloroethane	52.47		50.2		104.5	%	70-130
1,1,2-Trichloroethane	49.42		50.2		98.4	%	70-130
Trichloroethene	51.25		50.2		102.1	%	70-130

MB	Method Blank	AHD04			08/14/97	1104

Parameter/Test Description	QC Result	QC Result	True Value	Orig. Value	Calc. Result	*	Limits
Acetone	14.16						100
Benzene	ND						1
Bromodichloromethane	ND						5
Bromoform	ND						5
Bromomethane	ND						10
Methyl ethyl ketone (2-Butanone)	ND						100
Carbon disulfide	ND						5
Carbon tetrachloride	ND						5
Chlorobenzene	ND						5
Chloroethane	ND						10
2-Chloroethylvinyl ether	ND						10
Chloroform	ND						5
Chloromethane	ND						10
Dibromochloromethane	ND						5
1,1-Dichloroethane	ND						5
1,2-Dichloroethane	ND						5
1,1-Dichloroethene	ND						5
trans-1,2-Dichloroethene	ND						5
1,2-Dichloropropane	ND						5
cis-1,3-Dichloropropene	ND						5
ns-1,3-Dichloropropene	ND						5
lbenzene	ND						5

* %-% REC R-RPD A-ABS Diff. D-% Diff.

The analytical results, opinions or interpretations contained in this report are based upon information and material supplied by the client for whose exclusive and confidential use this report has been made. The analytical results, opinions or interpretations expressed represent the best judgment of Core Laboratories. Core Laboratories, however, makes no warranty or representation, express or implied, of any type and expressly disclaims same as to the productivity, proper operations or profitableness of any oil, gas, coal or other mineral, property, well or sand in connection with which such report is used or relied upon for any reason whatsoever. This report shall not be reproduced, in whole or in part, without the written approval of Core Laboratories.

CORE LABORATORIES

QUALITY CONTROL RESULTS

Job Number: 972195 Date: 08/28/97

CUSTOMER: Daniel B. Stephens & Associates PROJECT: ENRON ROSWELL/6033.2 ATTN: Bob Marley

QC Type	Description	Reag. Code	Lab ID	Dilution Factor	Date Time
MB	Method Blank	AHD04			08/14/97 1104

Parameter/Test Description	QC Result	QC Result	True Value	Orig. Value	Calc. Result	*	Limits
2-Hexanone	ND						50
Methylene chloride	3.04						5
4-Methyl-2-pentanone (MIBK)	ND						50
Styrene	ND						5
1,1,2,2-Tetrachloroethane	ND						5
Tetrachloroethene	ND						5
Toluene	ND						5
1,1,1-Trichloroethane	ND						5
1,1,2-Trichloroethane	ND						5
Trichloroethene	ND						5
Vinyl acetate	ND						50
Vinyl chloride	ND						10
Xylenes (total)	ND						5

MS	Matrix Spike	V970721D	972194-1		08/14/97 1636

Parameter/Test Description	QC Result	QC Result	True Value	Orig. Value	Calc. Result	*	Limits
[illegible]zene	57.32		51.460	ND	111.4	%	66-142
Chlorobenzene	50.66		50.055	ND	101.2	%	60-133
1,1-Dichloroethene	58.17		54.980	ND	105.8	%	59-172
Toluene	53.19		50.615	ND	105.1	%	59-139
Trichloroethene	52.67		51.105	ND	103.1	%	62-137

MSD	Matrix Spike Duplicate	V970721D	972194-1		08/14/97 1707

Parameter/Test Description	QC Result	QC Result	True Value	Orig. Value	Calc. Result	*	Limits
Benzene	51.13	57.32	51.460	ND	99.4	%	66-142
					11.4	R	21
Chlorobenzene	46.20	50.66	50.055	ND	92.3	%	60-133
					9.2	R	21
1,1-Dichloroethene	52.28	58.17	54.980	ND	95.1	%	59-172
					10.7	R	22
Toluene	47.08	53.19	50.615	ND	93.0	%	59-139
					12.2	R	21
Trichloroethene	47.41	52.67	51.105	ND	92.8	%	62-137
					10.5	R	24

Test Method.....: SW-846 8270 Batch.....: 25039 Analyst ...: dmj
Method Description.: Semivolatile Organics Units.....: ug/L

MB	Method Blank	MB3330			08/22/97 1155

Parameter/Test Description	QC Result	QC Result	True Value	Orig. Value	Calc. Result	*	Limits
[illegible]aphthene	ND						10
[illegible]phthylene	ND						10

* %-% REC R-RPD A-ABS Diff. D-% Diff.

The analytical results, opinions or interpretations contained in this report are based upon information and material supplied by the client for whose exclusive and confidential use this report has been made. The analytical results, opinions or interpretations expressed represent the best judgment of Core Laboratories. Core Laboratories, however, makes no warranty or representation, express or implied, of any type, and expressly disclaims same as to the productivity, proper operations or profitableness of any oil, gas, coal or other mineral, property, well or sand, in connection with which such report is used or relied upon for any reason whatsoever. This report shall not be reproduced, in whole or in part, without the written approval of Core Laboratories.

CORE LABORATORIES

QUALITY CONTROL RESULTS

Job Number: 972195 Date: 08/28/97

CUSTOMER: Daniel B. Stephens & Associates PROJECT: ENRON ROSWELL/6033.2 ATTN: Bob Marley

QC Type	Description	Reag. Code	Lab ID	Dilution Factor	Date	Time
MB	Method Blank	MB3330			08/22/97	1155

Parameter/Test Description	QC Result	QC Result	True Value	Orig. Value	Calc. Result	*	Limits
Anthracene	ND						10
Benzidine	ND						50
Benzo(a)anthracene	ND						10
Benzo(b)fluoranthene	ND						10
Benzo(k)fluoranthene	ND						10
Benzo(ghi)perylene	ND						10
Benzo(a)pyrene	ND						10
Benzyl alcohol	ND						20
Butyl benzyl phthalate	ND						10
Bis(2-chloroethoxy)methane	ND						10
Bis(2-chloroethyl)ether	ND						10
Bis(2-chloroisopropyl)ether	ND						10
Bis(2-ethylhexyl)phthalate	1.16						10
4-Bromophenyl phenyl ether	ND						10
4-Chloroaniline	ND						10
2-Chloronaphthalene	ND						10
4-Chlorophenyl phenyl ether	ND						10
Chrysene	ND						10
Benzo(a,h)anthracene	ND						10
Benzofuran	ND						10
1,2-Dichlorobenzene	ND						10
1,3-Dichlorobenzene	ND						10
1,4-Dichlorobenzene	ND						10
3,3-Dichlorobenzidine	ND						20
Diethyl phthalate	ND						10
Dimethyl phthalate	ND						10
Di-n-butyl phthalate	1.06						10
Di-n-octyl phthalate	ND						10
2,4-Dinitrotoluene	ND						10
2,6-Dinitrotoluene	ND						10
Fluoranthene	ND						10
Fluorene	ND						10
Hexachlorobenzene	ND						10
Hexachlorobutadiene	ND						10
Hexachlorocyclopentadiene	ND						10
Hexachloroethane	ND						10
Indeno(1,2,3-cd)pyrene	ND						10
Isophorone	ND						10
2-Methylnaphthalene	ND						10
Naphthalene	ND						10
o-Nitroaniline	ND						50
m-Nitroaniline	ND						50
p-Nitroaniline	ND						50
Nitrobenzene	ND						10
n-Nitrosodi-n-propylamine	ND						10
n-Nitrosodiphenylamine	ND						10
Phenanthrene	ND						10
Pyrene	ND						10
1,2,4-Trichlorobenzene	ND						10
Benzoic acid	ND						50
4-Chloro-3-methylphenol	ND						10
2-Chlorophenol	ND						10
2,4-Dichlorophenol	ND						10

* %-% REC R-RPD A-ABS Diff. D-% Diff.

The analytical results, opinions or interpretations contained in this report are based upon information and material supplied by the client for whose exclusive and confidential use this report has been made. The analytical results, opinions or interpretations expressed represent the best judgment of Core Laboratories. Core Laboratories, however, makes no warranty or representation, express or implied, of any type, and expressly disclaims same as to the productivity, proper operations or profitableness of any oil, gas, coal or other mineral, property, well or sand in connection with which such report is used or relied upon for any reason whatsoever. This report shall not be reproduced, in whole or in part, without the written approval of Core Laboratories.

CORE LABORATORIES

QUALITY CONTROL RESULTS

Job Number: 972195 Date: 08/28/97

CUSTOMER: Daniel B. Stephens & Associates PROJECT: ENRON ROSWELL/6033.2 ATTN: Bob Marley

QC Type	Description	Reag. Code	Lab ID	Dilution Factor	Date Time
MB	Method Blank	MB3330			08/22/97 1155

Parameter/Test Description	QC Result	QC Result	True Value	Orig. Value	Calc. Result	*	Limits
2,4-Dimethylphenol	ND						10
2,4-Dinitrophenol	ND						50
2-Methyl-4,6-dinitrophenol	ND						50
2-Methylphenol (o-cresol)	ND						10
4-Methylphenol (p-cresol)	ND						10
2-Nitrophenol	ND						10
4-Nitrophenol	ND						50
Pentachlorophenol	ND						50
Phenol	ND						10
2,4,5-Trichlorophenol	ND						10
2,4,6-Trichlorophenol	ND						10

Test Method.....: SW-846 8080 Batch.....: 25055 Analyst ...: smc
Method Description.: PCB Analysis Units.....: ug/L

	Method Blank	3327			08/22/97 2034

Parameter/Test Description	QC Result	QC Result	True Value	Orig. Value	Calc. Result	*	Limits
Aroclor 1016	ND						0.5
Aroclor 1221	ND						0.5
Aroclor 1232	ND						0.5
Aroclor 1242	ND						0.5
Aroclor 1248	ND						0.5
Aroclor 1254	ND						0.5
Aroclor 1260	ND						0.5
Aroclor 1262	ND						0.5
Aroclor 1268	ND						0.5

LCS	Laboratory Control Sample	P970502B		10.0	08/22/97 2013

Parameter/Test Description	QC Result	QC Result	True Value	Orig. Value	Calc. Result	*	Limits
Aroclor 1254	0.213		0.200000		106.5	%	29-131

LCD	Laboratory Control Sample Duplicate	P970502B		10.0	08/22/97 2132

Parameter/Test Description	QC Result	QC Result	True Value	Orig. Value	Calc. Result	*	Limits
Aroclor 1254	0.221	0.213	0.200000		110.5	%	29-131
					3.7	R	50

* %-% REC R-RPD A-ABS Diff. D-% Diff.

The analytical results, opinions or interpretations contained in this report are based upon information and material supplied by the client for whose exclusive and confidential use this report has been made. The analytical results, opinions or interpretations expressed represent the best judgment of Core Laboratories. Core Laboratories, however, makes no warranty or representation, express or implied, of any type, and expressly disclaims same as to the productivity, proper operations or profitableness of any oil, gas, coal or other mineral, property, well or sand in connection with which such report is used or relied upon for any reason whatsoever. This report shall not be reproduced, in whole or in part, without the written approval of Core Laboratories.

CORE LABORATORIES

SURROGATE RECOVERIES REPORT

Job Number.: 972195

Report Date: 08/28/97

CUSTOMER: Daniel B. Stephens & Associates PROJECT: ENRON ROSWELL/6033.2 ATTN: Bob Marley

Method.....: SW-846 8240
Method Code.....: 8240

Batch.....: 24700
Analyst.....: mla

Surrogate	Units
4-Bromofluorobenzene	ug/L

Lab ID	Matrix	QC Type	Dilution	Result	True Value	Percent Recovery	Limits	Flag	Date	Time
	Solid	RS		51.10	50.172	101.8	74-121		08/14/97	1034
	Solid	MB		50.90	50.172	101.5	74-121		08/14/97	1104
972194-1	Solid			49.39	50.172	98.4	74-121		08/14/97	1606
972194-1	Solid	MS		47.93	50.172	95.5	74-121		08/14/97	1636
972194-1	Solid	MSD		49.13	50.172	97.9	74-121		08/14/97	1707
972195-4	Solid			49.82	50.172	99.3	74-121		08/14/97	1737
972195-10	Solid			47.51	50.172	94.7	74-121		08/14/97	1807
972195-17	Solid			47.61	50.172	94.9	74-121		08/14/97	1837

Surrogate	Units
Dibromofluoromethane	ug/L

Lab ID	Matrix	QC Type	Dilution	Result	True Value	Percent Recovery	Limits	Flag	Date	Time
	Solid	RS		47.78	50.190	95.2	80-120		08/14/97	1034
	Solid	MB		48.71	50.190	97.1	80-120		08/14/97	1104
972194-1	Solid			47.87	50.190	95.4	80-120		08/14/97	1606
972194-1	Solid	MS		40.85	50.190	81.4	80-120		08/14/97	1636
972194-1	Solid	MSD		30.54	50.190	60.8	80-120	X	08/14/97	1707
972195-4	Solid			49.57	50.190	98.8	80-120		08/14/97	1737
972195-10	Solid			50.03	50.190	99.7	80-120		08/14/97	1807
972195-17	Solid			49.66	50.190	98.9	80-120		08/14/97	1837

Surrogate	Units
Toluene-d8	ug/L

Lab ID	Matrix	QC Type	Dilution	Result	True Value	Percent Recovery	Limits	Flag	Date	Time
	Solid	RS		48.35	50.175	96.4	81-117		08/14/97	1034
	Solid	MB		49.18	50.175	98.0	81-117		08/14/97	1104
972194-1	Solid			46.37	50.175	92.4	81-117		08/14/97	1606
972194-1	Solid	MS		46.77	50.175	93.2	81-117		08/14/97	1636
972194-1	Solid	MSD		46.05	50.175	91.8	81-117		08/14/97	1707
972195-4	Solid			47.65	50.175	95.0	81-117		08/14/97	1737
972195-10	Solid			47.34	50.175	94.3	81-117		08/14/97	1807
972195-17	Solid			44.87	50.175	89.4	81-117		08/14/97	1837

The analytical results, opinions or interpretations contained in this report are based upon information and material supplied by the client for whose exclusive and confidential use this report has been made. The analytical results, opinions or interpretations expressed represent the best judgment of Core Laboratories. Core Laboratories, however, makes no warranty or representation, express or implied, of any type, and expressly disclaims same as to the productivity, proper operations or profitableness of any oil, gas, coal or other mineral, property, well or sand in connection with which such report is used or relied upon for any reason whatsoever. This report shall not be reproduced, in whole or in part, without the written approval of Core Laboratories.

CORE LABORATORIES

SURROGATE RECOVERIES REPORT

Job Number.: 972195

Report Date: 08/28/97

CUSTOMER: Daniel B. Stephens & Associates PROJECT: ENRON ROSWELL/6033.2 ATTN: Bob Marley

Method.....: SW-846 8270
Method Code.....: 8270

Batch.....: 25039
Analyst.....: dmj

Surrogate	Units
2,4,6-Tribromophenol	ug/L

Lab ID	Matrix	QC Type	Dilution	Result	True Value	Percent Recovery	Limits	Flag	Date	Time
	Solid	MB	1.00	90.48	100.51	90	19-122		08/22/97	1155
972194-1	Solid		1.00	73.28	100.51	73	19-122		08/22/97	1744
972195-4	Solid		1.00	95.06	100.51	95	19-122		08/22/97	1842
972195-10	Solid		1.00	76.56	100.51	76	19-122		08/22/97	1939
972195-17	Solid		1.00	85.55	100.51	85	19-122		08/22/97	2036

Surrogate	Units
2-Fluorobiphenyl	ug/L

Lab ID	Matrix	QC Type	Dilution	Result	True Value	Percent Recovery	Limits	Flag	Date	Time
	Solid	MB	1.00	43.34	50.00	87	30-115		08/22/97	1155
972194-1	Solid		1.00	45.09	50.00	90	30-115		08/22/97	1744
972195-4	Solid		1.00	44.07	50.00	88	30-115		08/22/97	1842
972195-10	Solid		1.00	45.21	50.00	90	30-115		08/22/97	1939
972195-17	Solid		1.00	47.10	50.00	94	30-115		08/22/97	2036

Surrogate	Units
2-Fluorophenol	ug/L

Lab ID	Matrix	QC Type	Dilution	Result	True Value	Percent Recovery	Limits	Flag	Date	Time
	Solid	MB	1.00	90.30	99.98	90	25-121		08/22/97	1155
972194-1	Solid		1.00	89.62	99.98	90	25-121		08/22/97	1744
972195-4	Solid		1.00	44.07	99.98	44	25-121		08/22/97	1842
972195-10	Solid		1.00	85.55	99.98	86	25-121		08/22/97	1939
972195-17	Solid		1.00	89.24	99.98	89	25-121		08/22/97	2036

Surrogate	Units
Nitrobenzene-d5	ug/L

Lab ID	Matrix	QC Type	Dilution	Result	True Value	Percent Recovery	Limits	Flag	Date	Time
	Solid	MB	1.00	45.05	50.07	90	23-120		08/22/97	1155
972194-1	Solid		1.00	45.65	50.07	91	23-120		08/22/97	1744
972195-4	Solid		1.00	43.67	50.07	87	23-120		08/22/97	1842
972195-10	Solid		1.00	46.67	50.07	93	23-120		08/22/97	1939
972195-17	Solid		1.00	49.15	50.07	98	23-120		08/22/97	2036

The analytical results, opinions or interpretations contained in this report are based upon information and material supplied by the client for whose exclusive and confidential use this report has been made. The analytical results, opinions or interpretations expressed represent the best judgment of Core Laboratories. Core Laboratories, however, makes no warranty or representation, express or implied, of any type, and expressly disclaims same as to the productivity, proper operations or profitableness of any oil, gas, coal or other mineral, property, well or sand in connection with which such report is used or relied upon for any reason whatsoever. This report shall not be reproduced, in whole or in part, without the written approval of Core Laboratories.

CORE LABORATORIES

SURROGATE RECOVERIES REPORT

Job Number.: 972195 Report Date: 08/28/97

CUSTOMER: Daniel B. Stephens & Associates PROJECT: ENRON ROSWELL/6033.2 ATTN: Bob Marley

Surrogate	Units
Phenol-d6	ug/L

Lab ID	Matrix	QC Type	Dilution	Result	True Value	Percent Recovery	Limits	Flag	Date	Time
	Solid	MB	1.00	88.09	100.40	88	24-113		08/22/97	1155
972194-1	Solid		1.00	90.87	100.40	91	24-113		08/22/97	1744
972195-4	Solid		1.00	90.16	100.40	90	24-113		08/22/97	1842
972195-10	Solid		1.00	92.31	100.40	92	24-113		08/22/97	1939
972195-17	Solid		1.00	95.20	100.40	95	24-113		08/22/97	2036

Surrogate	Units
Terphenyl-d14	ug/L

Lab ID	Matrix	QC Type	Dilution	Result	True Value	Percent Recovery	Limits	Flag	Date	Time
	Solid	MB	1.00	45.95	50.02	92	18-137		08/22/97	1155
972194-1	Solid		1.00	48.01	50.02	96	18-137		08/22/97	1744
972195-4	Solid		1.00	48.10	50.02	96	18-137		08/22/97	1842
95-10	Solid		1.00	49.74	50.02	99	18-137		08/22/97	1939
95-17	Solid		1.00	49.48	50.02	99	18-137		08/22/97	2036

Method.....: SW-846 8080 Batch.....: 25055
Method Code.....: 8080PC Analyst.....: smc

Surrogate	Units
2,4,5,6-Tetrachloro-m-xylene	ug/L

Lab ID	Matrix	QC Type	Dilution	Result	True Value	Percent Recovery	Limits	Flag	Date	Time
	Solid	MB		0.0209	0.02005	104	60-150		08/22/97	2034
	Solid	LCS		0.0208	0.02005	104	60-150		08/22/97	2013
	Solid	LCD		0.0211	0.02005	105	60-150		08/22/97	2132
972194-1	Solid			0.0195	0.02005	97	60-150		08/22/97	2259
972195-4	Solid			0.0209	0.02005	104	60-150		08/22/97	2328
972195-10	Solid			0.0208	0.02005	104	60-150		08/22/97	2357
972195-17	Solid			0.0212	0.02005	106	60-150		08/23/97	0026

Surrogate	Units
Decachlorobiphenyl	ug/L

Lab ID	Matrix	QC Type	Dilution	Result	True Value	Percent Recovery	Limits	Flag	Date	Time
	Solid	MB		0.0201	0.02005	100	60-150		08/22/97	2034
	Solid	LCS		0.0200	0.02005	100	60-150		08/22/97	2013
	Solid	LCD		0.0205	0.02005	102	60-150		08/22/97	2132
4-1	Solid			0.0201	0.02005	100	60-150		08/22/97	2259

The analytical results, opinions or interpretations contained in this report are based upon information and material supplied by the client for whose exclusive and confidential use this report has been made. The analytical results, opinions or interpretations expressed represent the best judgment of Core Laboratories. Core Laboratories, however, makes no warranty or representation, express or implied, of any type, and expressly disclaims same as to the productivity, proper operations or profitableness of any oil, gas, coal or other mineral, property, well or sand, in connection with which such report is used or relied upon for any reason whatsoever. This report shall not be reproduced, in whole or in part, without the written approval of Core Laboratories.

CORE LABORATORIES

SURROGATE RECOVERIES REPORT

Job Number.: 972195

Report Date: 08/28/97

CUSTOMER: Daniel B. Stephens & Associates PROJECT: ENRON ROSWELL/6033.2 ATTN: Bob Marley

Surrogate	Units
Decachlorobiphenyl	ug/L

Lab ID	Matrix	QC Type	Dilution	Result	True Value	Percent Recovery	Limits	Flag	Date	Time
972195-4	Solid			0.0207	0.02005	103	60-150		08/22/97	2328
972195-10	Solid			0.0204	0.02005	102	60-150		08/22/97	2357
972195-17	Solid			0.0208	0.02005	104	60-150		08/23/97	0026

The analytical results, opinions or interpretations contained in this report are based upon information and material supplied by the client for whose exclusive and confidential use this report has been made. The analytical results, opinions or interpretations expressed represent the best judgment of Core Laboratories. Core Laboratories, however, makes no warranty or representation, express or implied, of any type, and expressly disclaims same as to the productivity, proper operations or profitableness of any oil, gas, coal or other mineral property, well or sand in connection with which such report is used or relied upon for any reason whatsoever. This report shall not be reproduced, in whole or in part, without the written approval of Core Laboratories.

CORE LABORATORIES

QUALITY ASSURANCE METHODS

REFERENCES AND NOTES

Report Date: 08/28/97

	WATER LIMITS Recovery	WATER LIMITS RPD	SOIL LIMITS Recovery	SOIL LIMITS RPD
VOLATILE ORGANICS				
Methods 602/8020 Surrogate				
Bromofluorobenzene	89-110%		78-123%	
Methods 602/8020 Spike/Spike Duplicate				
Benzene	39-150%	25	75-125%	25
Ethylbenzene	32-160%	25	60-140%	25
Toluene	46-148%	25	70-130%	25
Xylenes	75-125%	25	61-139%	25
Method 8015 Mod. Spike/Spike Duplicate				
TVPH	75-125%	20	48-152%	20
TEPH	54-135%	20	54-135%	20
Methods 624/8240/8260 Surrogates				
Dibromofluoromethane	86-118%		80-120%	
Toluene-(d8)	88-110%		81-117%	
4-Bromofluorobenzene	86-115%		74-121%	
Method 524.2 Surrogates				
4-Bromofluorobenzene	80-120%			
1,4-Dichlorobenzene-d4	80-120%			
Methods 624/8240 Spike/Spike Duplicate				
1,1-Dichloroethene	61-145%	14	59-172%	22
Trichloroethene	71-120%	14	62-137%	24
Benzene	76-127%	11	66-142%	21
Toluene	76-125%	13	59-139%	21
Chlorobenzene	75-130%	13	60-133%	21
Method 8260 Spike/Spike Duplicate				
1,1-Dichloroethene	70-130%	14	70-130%	22
Trichloroethene	71-120%	14	70-130%	24
Benzene	76-127%	11	70-130%	21
Toluene	76-125%	13	70-130%	21
Chlorobenzene	75-130%	13	70-130%	21
Method 524.2 Spike/Spike Duplicate				
1,1-Dichloroethene	80-120%	14		
Trichloroethene	80-120%	14		
Benzene	80-120%	11		
Toluene	80-120%	13		
Chlorobenzene	80-120%	13		
PESTICIDES AND PCB'S				
Methods 608/8080 Surrogates				
Tetrachloro-m-xylene	60-150%		60-150%	
4,4'-Dichlorobiphenyl	60-150%		60-150%	
Decachlorobiphenyl	60-150%		60-150%	
Method 8140 Surrogates				
Tributylphosphate	36-152%		36-152%	
Triphenylphosphate	36-152%		36-152%	

The analytical results, opinions or interpretations contained in this report are based upon information and material supplied by the client for whose exclusive and confidential use this report has been made. The analytical results, opinions or interpretations expressed represent the best judgment of Core Laboratories. Core Laboratories, however, makes no warranty or representation, express or implied, of any type, and expressly disclaims same as to the productivity, proper operations or profitableness of any oil, gas, coal or other mineral property, well or sand in connection with which such report is used or relied upon for any reason whatsoever. This report shall not be reproduced, in whole or in part, without the written approval of Core Laboratories.

QUALITY ASSURANCE METHODS

REFERENCES AND NOTES

Report Date: 08/28/97

	WATER LIMITS Recovery	WATER LIMITS RPD	SOIL LIMITS Recovery	SOIL LIMITS RPD
SEMIVOLATILE ORGANICS				
Methods 625/8270 Surrogates				
Nitrobenzene-d5	35-114%		23-120%	
2-Fluorobiphenyl	43-116%		30-115%	
4-Terphenyl-d14	33-141%		18-137%	
Phenol-d6	10-94%		24-113%	
2-Fluorophenol	21-100%		25-121%	
2,4,6-Tribromophenol	10-123%		19-122%	
Methods 625/8270 Spike/Spike Duplicate				
Phenol	12-110%	42	26-90%	35
2-Chlorophenol	27-123%	40	25-102%	50
1,4-Dichlorobenzene	36-97%	28	28-104%	27
N-Nitroso-di-n-propylamine	41-116%	38	41-126%	38
1,2,4-Trichlorobenzene	39-98%	28	38-107%	23
4-Chloro-3-methylphenol	23-97%	42	26-103%	33
Acenaphthene	46-118%	31	31-137%	19
4-Nitrophenol	10-80%	50	11-114%	50
2,4-Dintrotoluene	24-96%	38	28-89%	47
Pentachlorophenol	9-103%	50	17-109%	47
Pyrene	26-127%	31	35-142%	36
HERBICIDES				
Method 8150 Surrogate				
2,4-Dichlorophenylacetic acid	50-150%		50-150%	
Method 8150 Spike/Spike Duplicate				
2,4-D	41-126%	25	41-126%	25
2,4,5-T	45-119%	25	45-119%	25

The analytical results, opinions or interpretations contained in this report are based upon information and material supplied by the client for whose exclusive and confidential use this report has been made. The analytical results, opinions or interpretations expressed represent the best judgment of Core Laboratories. Core Laboratories, however, makes no warranty or representation, express or implied, of any type, and expressly disclaims same as to the productivity, proper operations or profitableness of any oil, gas, coal or other mineral property, well or sand in connection with which such report is used or relied upon for any reason whatsoever. This report shall not be reproduced, in whole or in part, without the written approval of Core Laboratories.

QUALITY ASSURANCE METHODS

REFERENCES AND NOTES

Report Date: 08/28/97

(1) EPA 600/4-79-020 Methods for Chemical Analysis of Water and Wastes, March 1983

(2) EPA SW846 Test Methods for Evaluating Solid Waste, Third Edition, September 1986

(3) EPA SW846 Test Methods for Evaluating Solid Waste, Final Update I, July 1992

(4) EPA SW846 Test Methods for Evaluating Solid Waste, Final Update II, September 1994

(5) EPA SW846 Test Methods for Evaluating Solid Waste, Final Update IIA, August 1993

(6) EPA SW846 Test Methods for Evaluating Solid Waste, Final Update IIB, January 1995

(7) Standard Methods for the Examination of Water and Wastewater, 16th Edition, 1985

(8) Standard Methods for the Examination of Water and Wastewater, 17th Edition, 1989

(9) Standard Methods for the Examination of Water and Wastewater, 18th Edition, 1992

(10) EPA 600/4-80-032 Prescribed Procedures For Measurement Of Radioactivity in Drinking Water, August 1980

(11) EPA 600/8-78-017 Microbiological Methods For Monitoring The Environment, December 1978

(12) Federal Register, July 1, 1990 (40 CFR Part 136)

(13) EPA 600/4-88-03 Methods For The Determination of Organics Compounds in Drinking Water, December 1988

(14) U.S.G.S. Methods For Determination of Inorganic Substances In Water And Fluvial Sediments, Book 5, Chapter A1, 1985

(15) Federal Register, June 7, 1991 (40 CFR Parts 141 & 142)

(16) ASTM Section 11 Water and Environmental Technology, Volume 11.01 Water (1), 1991

(17) Methods of Soil Analysis, American Society of Agronomy, Agronomy No. 9, 1965

(18) ASTM Section 5, Petroleum Products, Lubricants, and Fossil Fuels, Volume 05.05, Gaseous Fuels, Coal, and Coke

(19) EPA 600/2-78-054 Field and Laboratory Methods Applicable To Overburdens and Mine Soils, March 1978

(20) ASTM Part 19, Soils and Rocks; Building Stones, 1981

The analytical results, opinions or interpretations contained in this report are based upon information and material supplied by the client for whose exclusive and confidential use this report has been made. The analytical results, opinions or interpretations expressed represent the best judgment of Core Laboratories. Core Laboratories, however, makes no warranty or representation, express or implied, of any type, and expressly disclaims same as to the productivity, proper operations or profitableness of any oil, gas, coal or other mineral property, well or sand, in connection with which such report is used or relied upon for any reason whatsoever. This report shall not be reproduced, in whole or in part, without the written approval of Core Laboratories.

QUALITY ASSURANCE METHODS

REFERENCES AND NOTES

Report Date: 08/28/97

COMMENTS

a) ND = Not detected. NC = Not calculable due to value(s) lower than the detection limit.

b) Data in the QA report may differ from final results due to digestion and/or dilution of samples into analytical ranges. Quality control results are reported "as analyzed" within the instruments established calibration range.

c) The "Time Analyzed" in the QA report refers to the start time of the analytical batch which may not reflect the actual time of each analysis. The "Date Analyzed" is the actual date of analysis.

d) Results for soil and sludge samples are reported on a wet weight basis (i.e. not corrected for percent moisture) unless otherwise indicated.

BLANK QC SAMPLE IDENTIFICATION

MB	Method Blank
EB	Extraction Blank
ICB	Initial Calibration Blank
CCB	Continuing Calibration Blank

SPIKE QC SAMPLE IDENTIFICATION

MS	Method (Matrix) Spike
MSD	Method (Matrix) Spike Duplicate
PDS	Post-Digestion Spike
PSD	Post-Digestion Spike Duplicate
SB	Spike Blank
SBD	Spike Blank Duplicate

REFERENCE STANDARD QC SAMPLE IDENTIFICATION

LCS	Laboratory Control Standard
RS	Reference Standard
ICV	Initial Calibration Verification Standard
CCV	Continuing Calibration Verification Standard
ISA/ISB	ICP Interference Check Sample
ICL	Initial Calibration/Laboratory Control Sample
DSC	Distilled Standard Check
CRI	CRDL Low-Level ICP Standard

DUPLICATE QC SAMPLE IDENTIFICATION

MD	Method (Matrix) Duplicate
ED	Extraction Duplicate
SD	Serial Dilution

Analyses performed by a subcontract laboratory are indicated on the analytical and/or quality control reports under "Technician" using the following codes:

SUBCONTRACT LABORATORY	CODE
Core Laboratories - Anaheim, CA	* AN
Core Laboratories - Casper, WY	* CA
Core Laboratories - Corpus Christi, TX	* CC
Core Laboratories - Edison, NJ	* ED

The analytical results, opinions or interpretations contained in this report are based upon information and material supplied by the client for whose exclusive and confidential use this report has been made. The analytical results, opinions or interpretations expressed represent the best judgment of Core Laboratories. Core Laboratories, however, makes no warranty or representation, express or implied, of any type, and expressly disclaims same as to the productivity, proper operations or profitableness of any oil, gas, coal or other mineral, property, well or sand in connection with which such report is used or relied upon for any reason whatsoever. This report shall not be reproduced, in whole or in part, without the written approval of Core Laboratories.

QUALITY ASSURANCE METHODS

REFERENCES AND NOTES

Report Date: 08/28/97

Core Laboratories - Gulf States - Houston, TX	* HE
Core Laboratories - Houston, TX	* HP
Core Laboratories - Indianapolis, IN	* IN
Core Laboratories - Lake Charles, LA	* LC
Core Laboratories - Long Beach, CA	* LB
Core Laboratories - Tampa, FL	* TP
Core Laboratories - Valparaiso, IN	* VP
Other Subcontract Laboratories	* XX

EXPLANATION OF DATA QUALIFIERS - ORGANIC PARAMETERS

U - This qualifier indicates that the analyte was analyzed for but not detected.
J - This qualifier indicates that the value is an estimate. It is used when a compound is determined to be present based on the mass spectral data but at a concentration less than the practical quantitation limit of the method.
E - This qualifier indicates that a sample result is an estimate because the concentration exceeded the upper calibration range of the instrument.

EXPLANATION OF DATA QUALIFIERS - METALS & INORGANIC PARAMETERS

U - This qualifier indicates that the analyte was analyzed for but not detected.
B - This qualifier indicates that the analyte was detected at a level below the reporting limit but greater than or equal to the instrument detection limit.

EXPLANATION OF DATA FLAGS - ALL PARAMETERS

B - This flag indicates that an analyte is present in the method blank as well as in the sample. The client should consider this when evaluating the data.
E - This flag indicates the reported value is estimated due to sample matrix interference.
W - This flag indicates that a post-digestion spike for GFAA analysis is outside quality control limits.
X - This flag indicates that a surrogate recovery is outside quality control limits.
Y - This flag indicates a spike or spike duplicate recovery is outside quality control limits.
Z - This flag indicates a relative percent difference for a spike and spike duplicate is outside quality control limits.
* - This flag indicates a relative percent difference for a duplicate analysis is outside quality control limits.
^ - This flag indicates a percent recovery for a standard is outside quality control limits.

The analytical results, opinions or interpretations contained in this report are based upon information and material supplied by the client for whose exclusive and confidential use this report has been made. The analytical results, opinions or interpretations expressed represent the best judgment of Core Laboratories. Core Laboratories, however, makes no warranty or representation, express or implied, of any type, and expressly disclaims same as to the productivity, proper operations or profitableness of any oil, gas, coal or other mineral property, well or sand in connection with which such report is used or relied upon for any reason whatsoever. This report shall not be reproduced, in whole or in part, without the written approval of Core Laboratories.

Job Number 972209
August 29, 1997

CORE LABORATORIES

ANALYTICAL REPORT

JOB NUMBER: 972209

Prepared For:

Daniel B. Stephens & Associates
6020 Academy NE
Suite 100
Albuquerque, NM 87109

Attention: Bob Marley

Date: 08/29/97

Don Morris
Signature

August 29, 1997
Date

Name: Don L. Morris

Title: Project Coordinator

CORE LABORATORIES, INC.
10703 East Bethany Drive
Aurora, CO 80014

PHONE: (303) 751-1780
FAX: (303) 751-1784

The analytical results, opinions or interpretations contained in this report are based upon information and material supplied by the client for whose exclusive and confidential use this report has been made. The analytical results, opinions or interpretations expressed represent the best judgment of Core Laboratories. Core Laboratories, however, makes no warranty or representation, express or implied, of any type, and expressly disclaims same as to the productivity, proper operations or profitableness of any oil, gas, coal or other mineral property, well or sand in connection with which such report is used or relied upon for any reason whatsoever. This report shall not be reproduced, in whole or in part, without the written approval of Core Laboratories.

CORE LAB

CORE LABORATORIES, INC.

№ 109019

CHAIN OF CUSTODY RECORD

CUSTOMER INFORMATION	PROJECT INFORMATION
COMPANY: DANIEL B. STEPHENS & ASSOC.	PROJECT NAME/NUMBER: ENRON ROSWELL / 6033.2
SEND REPORT TO: BOB MARLEY	BILLING INFORMATION
ADDRESS: 6020 ACADEMY NE #100	BILL TO: ~~GEORGE~~ ROBINSON ENRON ENVIRONMENTAL AFFAIRS
ALBUQUERQUE NM 87109	ADDRESS: 1400 SMITH ST
	HUSTON TX 77002
PHONE: 505-822-9400	PHONE: 713-646-7327
FAX: 505-822-8877	FAX: PO NO.:

LAB JOB NO. 972209

SAMPLE NO.	SAMPLE DESCRIPTION	SAMPLE DATE	SAMPLE TIME	SAMPLE MATRIX	CONTAINER	PRESERV.	NUMBER OF CONTAINERS	8270	SVOCs	8080 PCBs	METALS	6010	ANIONS	TDS	NO2/NO3	8240 VOCs	REMARKS / PRECAUTIONS
1	MW-15	8/8/97	15:45	water	4 1L amber, 2 1L poly, 2 250mL, 2 40mL	H_2SO_4, HNO_3, HCl	11	X	X	X	X	X	X	X			
2	MW-19	8/8/97	17:45	water	4 1L amber, 2 1L poly, 2 250mL, 2 40mL	H_2SO_4, HNO_3, HCl	11	X	X	X	X	X	X	X			
3	MW-13	8/9/97	9:50	water	4 1L amber, 4 40mL vials, 3 40mL vials	H_2SO_4, HNO_3, HCl	13	X	X	X	X	X	X	X			
4	MW-18	8/9/97	10:25	water	3 40mL vials, 3 1L amber glass	HCl, HNO_3	6	X		X		X		X			
																	Temp 3.2°C

SAMPLER: JIM CALVERT

SHIPMENT METHOD: FED EX

AIRBILL NO.: 6725484371

REQUIRED TURNAROUND:* ☐ SAME DAY ☐ 24 HOURS ☐ 48 HOURS ☐ 72 HOURS ☐ 5 DAYS ☐ 10 DAYS ☒ ROUTINE OTHER

1. RELINQUISHED BY:	DATE	2. RELINQUISHED BY:	DATE	3. RELINQUISHED BY:	DATE
SIGNATURE: Jim Calvert	8-11-97	SIGNATURE:		SIGNATURE:	
PRINTED NAME/COMPANY: Jim Calvert / Daniel B. Stephens	TIME: 16:30	PRINTED NAME/COMPANY:	TIME	PRINTED NAME/COMPANY:	TIME
1. RECEIVED BY:	DATE	2. RECEIVED BY:	DATE	3. RECEIVED BY:	DATE
SIGNATURE: Cara Kelley	8/12/97	SIGNATURE:		SIGNATURE:	
PRINTED NAME/COMPANY: Cara Kelley / CORE	TIME: 0820	PRINTED NAME/COMPANY:	TIME	PRINTED NAME/COMPANY:	TIME

* RUSH TURNAROUND MAY REQUIRE SURCHARGE

☐ **Anaheim, CA** 1250 E. Gene Autry Way, Anaheim, CA 92805, (714) 937-1094 Fax (714) 937-1170

☒ **Aurora, CO** 10703 E. Bethany Drive, Aurora, CO 80014, (303) 751-1780 Fax (303) 751-1784

☐ **Casper, WY** 420 W. First Street, Casper, WY 82601, (307) 235-5741 Fax (307) 266-1676

☐ **Corpus Christi, TX** 1733 N. Padre Island Drive, Corpus Christi, TX 78408, (512) 289-2673 Fax (512) 289-2471

☐ **Edison, NJ** 284 Raritan Center Parkway, Edison, NJ 08837, (908) 225-6700 Fax (908) 225-6777

☐ **Houston, TX (Env)** 6310 Rothway Drive, Houston, TX 77040, (713) 690 4444 Fax (713) 690 5646

☐ **Houston, TX (Pet)** 8210 Mosley Road, Houston, TX 77075, (713) 943-9776 Fax (713) 943-3846

☐ **Indianapolis, IN** 7726 Moller Road, Indianapolis, IN 46268, (317) 875-5894 Fax (317) 872-6189

☐ **Lake Charles, LA** 3645 Beglis Parkway, Sulphur, LA 70663, (318) 583-4926 Fax (318) 583-4929

☐ **Long Beach, CA** 3700 Cherry Avenue, Long Beach, CA 90807, (310) 595-8401 Fax (310) 427-5174

☐ **Tampa, FL** 5460 Beaumont Center Blvd., Tampa, FL 33634, (813)884-8268 Fax (813) 885-4938

☐ **Valparaiso, IN** 2400 Cumberland Drive, Valparaiso, IN 46383, (219) 464-2389 Fax (219) 462-2953

CORE LABORATORIES

Sample Delivery Group Narrative

August 29, 1997

Customer: Daniel B. Stephens & Associates
Project: ENRON ROSWELL/6033.2
Core Laboratories Project Number: 972209

During the analysis and subsequent data review, it was noted that the method duplicate for sample 972293-1 for potassium was outside of the normal acceptance limits for method duplicates. Upon review of the data, no definitive answer was found to explain the variance. Under a normal CLP reporting format, this potassium value and all associated values would be flagged with an "*".

Linda L. Benkers
QA/QC Coordinator

The analytical results, opinions or interpretations contained in this report are based upon information and material supplied by the client for whose exclusive and confidential use this report has been made. The analytical results, opinions or interpretations expressed represent the best judgment of Core Laboratories. Core Laboratories, however, makes no warranty or representation, express or implied, of any type, and expressly disclaims same as to the productivity, proper operations or profitableness of any oil, gas, coal or other mineral property, well or sand in connection with which such report is used or relied upon for any reason whatsoever. This report shall not be reproduced, in whole or in part, without the written approval of Core Laboratories.

CORE LABORATORIES

SAMPLE DELIVERY GROUP NARRATIVE

August 27, 1997

Customer: Daniel B. Stephens and Associates
Project: ENRON ROSWELL/6033.2
Core Laboratories Project Number: 972209

Method 8240 GC/MS Volatiles Analysis:

The blank spike and blank spike duplicate were injected outside of the 12 hour tune. The target analytes in the BS/BSD were within acceptance criteria and were reported.

Linda L. Benkers
QA/QC Coordinator

Kathy L. Klausmeier
Laboratory Supervisor

The analytical results, opinions or interpretations contained in this report are based upon information and material supplied by the client for whose exclusive and confidential use this report has been made. The analytical results, opinions or interpretations expressed represent the best judgment of Core Laboratories. Core Laboratories, however, makes no warranty or representation, express or implied, of any kind, and expressly disclaims same as to the productivity, proper operations or profitableness of any oil, gas, coal or other mineral, property, well or sand in connection with which such report is used or relied upon for any reason whatsoever. This report shall not be reproduced, in whole or in part, without the written approval of Core Laboratories.

CORE LABORATORIES

SAMPLE INFORMATION
Date: 08/29/97

Job Number.: 972209
Customer ..: Daniel B. Stephens & Associates
Attn.....: Bob Marley

Project Number.....: 97000162
Customer Project ID....: ENRON ROSWELL/6033.2
Project Description....: DB Stephens/ 6033.2

Laboratory Sample ID	Customer Sample ID	Sample Matrix	Date Sampled	Time Sampled	Date Received	Time Received
972209-1	MW-15	Water	08/08/97	15:45	08/12/97	09:20
972209-2	MW-19	Water	08/08/97	17:45	08/12/97	09:20
972209-3	MW-13	Water	08/09/97	09:50	08/12/97	09:20
972209-4	MW-18	Water	08/09/97	10:25	08/12/97	09:20

The analytical results, opinions or interpretations contained in this report are based upon information and material supplied by the client for whose exclusive and confidential use this report has been made. The analytical results, opinions or interpretations expressed represent the best judgment of Core Laboratories. Core Laboratories, however, makes no warranty or representation, express or implied, of any type, and expressly disclaims same as to the productivity, proper operations or profitableness of any oil, gas, coal or other mineral, property, well or sand, in connection with which such report is used or relied upon for any reason whatsoever. This report shall not be reproduced, in whole or in part, without the written approval of Core Laboratories.

CORE LABORATORIES

LABORATORY TEST RESULTS

Job Number: 972209

Date: 08/29/97

CUSTOMER: Daniel B. Stephens & Associates PROJECT: ENRON ROSWELL/6033.2 ATTN: Bob Marley

Customer Sample ID: MW-15
Date Sampled.....: 08/08/97
Time Sampled.....: 15:45
Sample Matrix.....: Water

Laboratory Sample ID: 972209-1
Date Received.....: 08/12/97
Time Received.....: 09:20

TEST METHOD	PARAMETER/TEST DESCRIPTION	SAMPLE RESULT	REPORTING LIMIT	UNITS	DATE	TECH
SM 2320 B	Alkalinity, Total as CaCO3, Unfilt.	118	5	mg/L	08/20/97	mjf
SM 2320 B	Bicarbonate (HCO3), Unfilt.	144	5	mg/L	08/20/97	mjf
SM 2320 B	Carbonate (CO3), Unfilt.	<1	1	mg/L	08/20/97	mjf
EPA 325.2	Chloride, Unfilt.	467	5	mg/L	08/13/97	lmj
EPA 353.2	Nitrate + Nitrite as N, Unfilt.	0.35	0.05	mg/L	08/14/97	lmj
EPA 160.1	Solids, Total Dissolved (TDS), Filt.	3820	10	mg/L	08/13/97	lmj
EPA 375.2	Sulfate (SO4), Unfilt.	1920	200	mg/L	08/12/97	lmj
SW-846 3010	Acid Digestion, Total Metals	Complete			08/14/97	veb
-846 6010A	Arsenic (As), Total	0.02	0.01	mg/L	08/19/97	gag
SW-846 6010A	Barium (Ba), Total	0.02	0.01	mg/L	08/19/97	gag
SW-846 6010A	Cadmium (Cd), Total	<0.005	0.005	mg/L	08/19/97	gag
SW-846 6010A	Calcium (Ca), Total	625	0.5	mg/L	08/19/97	gag
SW-846 6010A	Chromium (Cr), Total	<0.01	0.01	mg/L	08/19/97	gag
SW-846 6010A	Copper (Cu), Total	<0.01	0.01	mg/L	08/19/97	gag
SW-846 6010A	Iron (Fe), Total	0.32	0.03	mg/L	08/19/97	gag
SW-846 6010A	Lead (Pb), Total	<0.003	0.003	mg/L	08/19/97	gag
SW-846 6010A	Magnesium (Mg), Total	171	0.5	mg/L	08/19/97	gag
SW-846 6010A	Manganese (Mn), Total	0.06	0.01	mg/L	08/19/97	gag
SW-846 7470	Mercury (Hg), Total	<0.0002	0.0002	mg/L	08/14/97	veb
SW-846 6010A	Potassium (K), Total	<5	5	mg/L	08/19/97	gag
SW-846 6010A	Selenium (Se), Total	<0.01	0.01	mg/L	08/19/97	gag
SW-846 6010A	Silver (Ag), Total	<0.01	0.01	mg/L	08/19/97	gag
SW-846 6010A	Sodium (Na), Total	269	5	mg/L	08/19/97	gag
SW-846 6010A	Zinc (Zn), Total	0.01	0.01	mg/L	08/19/97	gag
-846 3510B	Extraction (Sep. Funnel) PCBs					

The analytical results, opinions or interpretations contained in this report are based upon information and material supplied by the client for whose exclusive and confidential use this report has been made. The analytical results, opinions or interpretations expressed represent the best judgment of Core Laboratories. Core Laboratories, however, makes no warranty or representation, express or implied, of any type, and expressly disclaims same as to the productivity, proper operations or profitableness of any oil, gas, coal or other mineral, property, well or sand in connection with which such report is used or relied upon for any reason whatsoever. This report shall not be reproduced, in whole or in part, without the written approval of Core Laboratories.

CORE LABORATORIES

LABORATORY TEST RESULTS

Job Number: 972209 Date: 08/29/97

CUSTOMER: Daniel B. Stephens & Associates PROJECT: ENRON ROSWELL/6033.2 ATTN: Bob Marley

Customer Sample ID: MW-15
Date Sampled.....: 08/08/97
Time Sampled.....: 15:45
Sample Matrix.....: Water

Laboratory Sample ID: 972209-1
Date Received.....: 08/12/97
Time Received.....: 09:20

TEST METHOD	PARAMETER/TEST DESCRIPTION	SAMPLE RESULT	REPORTING LIMIT	UNITS	DATE	TECH
	Separatory Funnel Liq/Liq Extraction	Complete			08/13/97	rwm
SW-846 8080	PCB Analysis					
	Aroclor 1016	ND	0.5	ug/L	08/25/97	smc
	Aroclor 1221	ND	0.5	ug/L	08/25/97	smc
	Aroclor 1232	ND	0.5	ug/L	08/25/97	smc
	Aroclor 1242	ND	0.5	ug/L	08/25/97	smc
	Aroclor 1248	ND	0.5	ug/L	08/25/97	smc
	Aroclor 1254	ND	0.5	ug/L	08/25/97	smc
	Aroclor 1260	ND	0.5	ug/L	08/25/97	smc
	Aroclor 1262	ND	0.5	ug/L	08/25/97	smc
	Aroclor 1268	ND	0.5	ug/L	08/25/97	smc
	Total PCB's	ND		ug/L	08/25/97	smc
SW-846 3510B	Extraction (Sep. Funnel) SVOC					
	Separatory Funnel Liq/Liq Extraction	Complete			08/14/97	rwm
SW-846 8270	Semivolatile Organics					
	Acenaphthene	ND	10	ug/L	08/25/97	dmj
	Acenaphthylene	ND	10	ug/L	08/25/97	dmj
	Anthracene	ND	10	ug/L	08/25/97	dmj
	Benzidine	ND	50	ug/L	08/25/97	dmj
	Benzo(a)anthracene	ND	10	ug/L	08/25/97	dmj
	Benzo(b)fluoranthene	ND	10	ug/L	08/25/97	dmj
	Benzo(k)fluoranthene	ND	10	ug/L	08/25/97	dmj
	Benzo(ghi)perylene	ND	10	ug/L	08/25/97	dmj
	Benzo(a)pyrene	ND	10	ug/L	08/25/97	dmj
	Benzyl alcohol	ND	20	ug/L	08/25/97	dmj
	Butyl benzyl phthalate	ND	10	ug/L	08/25/97	dmj
	Bis(2-chloroethoxy)methane	ND	10	ug/L	08/25/97	dmj
	Bis(2-chloroethyl)ether	ND	10	ug/L	08/25/97	dmj
	Bis(2-chloroisopropyl)ether	ND	10	ug/L	08/25/97	dmj
	Bis(2-ethylhexyl)phthalate	ND	10	ug/L	08/25/97	dmj
	4-Bromophenyl phenyl ether	ND	10	ug/L	08/25/97	dmj
	4-Chloroaniline	ND	10	ug/L	08/25/97	dmj
	2-Chloronaphthalene	ND	10	ug/L	08/25/97	dmj
	4-Chlorophenyl phenyl ether	ND	10	ug/L	08/25/97	dmj
	Chrysene	ND	10	ug/L	08/25/97	dmj
	Dibenzo(a,h)anthracene	ND	10	ug/L	08/25/97	dmj
	Dibenzofuran	ND	10	ug/L	08/25/97	dmj
	1,2-Dichlorobenzene	ND	10	ug/L	08/25/97	dmj
	1,3-Dichlorobenzene	ND	10	ug/L	08/25/97	dmj
	1,4-Dichlorobenzene	ND	10	ug/L	08/25/97	dmj
	3,3-Dichlorobenzidine	ND	20	ug/L	08/25/97	dmj
	Diethyl phthalate	ND	10	ug/L	08/25/97	dmj
	Dimethyl phthalate	ND	10	ug/L	08/25/97	dmj
	Di-n-butyl phthalate	ND	10	ug/L	08/25/97	dmj
	Di-n-octyl phthalate	ND	10	ug/L	08/25/97	dmj
	2,4-Dinitrotoluene	ND	10	ug/L	08/25/97	dmj

The analytical results, opinions or interpretations contained in this report are based upon information and material supplied by the client for whose exclusive and confidential use this report has been made. The analytical results, opinions or interpretations expressed represent the best judgment of Core Laboratories. Core Laboratories, however, makes no warranty or representation, express or implied, of any type, and expressly disclaims same as to the productivity, proper operations or profitableness of any oil, gas, coal or other mineral property, well or sand in connection with which such report is used or relied upon for any reason whatsoever. This report shall not be reproduced, in whole or in part, without the written approval of Core Laboratories.

CORE LABORATORIES

LABORATORY TEST RESULTS

Job Number: 972209 Date: 08/29/97

CUSTOMER: Daniel B. Stephens & Associates PROJECT: ENRON ROSWELL/6033.2 ATTN: Bob Marley

Customer Sample ID: MW-15
Date Sampled.....: 08/08/97
Time Sampled.....: 15:45
Sample Matrix.....: Water

Laboratory Sample ID: 972209-1
Date Received.....: 08/12/97
Time Received.....: 09:20

TEST METHOD	PARAMETER/TEST DESCRIPTION	SAMPLE RESULT	REPORTING LIMIT	UNITS	DATE	TECH
	2,6-Dinitrotoluene	ND	10	ug/L	08/25/97	dmj
	Fluoranthene	ND	10	ug/L	08/25/97	dmj
	Fluorene	ND	10	ug/L	08/25/97	dmj
	Hexachlorobenzene	ND	10	ug/L	08/25/97	dmj
	Hexachlorobutadiene	ND	10	ug/L	08/25/97	dmj
	Hexachlorocyclopentadiene	ND	10	ug/L	08/25/97	dmj
	Hexachloroethane	ND	10	ug/L	08/25/97	dmj
	Indeno(1,2,3-cd)pyrene	ND	10	ug/L	08/25/97	dmj
	Isophorone	ND	10	ug/L	08/25/97	dmj
	2-Methylnaphthalene	ND	10	ug/L	08/25/97	dmj
	Naphthalene	ND	10	ug/L	08/25/97	dmj
	o-Nitroaniline	ND	50	ug/L	08/25/97	dmj
	m-Nitroaniline	ND	50	ug/L	08/25/97	dmj
	p-Nitroaniline	ND	50	ug/L	08/25/97	dmj
	Nitrobenzene	ND	10	ug/L	08/25/97	dmj
	n-Nitrosodi-n-propylamine	ND	10	ug/L	08/25/97	dmj
	n-Nitrosodiphenylamine	ND	10	ug/L	08/25/97	dmj
	Phenanthrene	ND	10	ug/L	08/25/97	dmj
	Pyrene	ND	10	ug/L	08/25/97	dmj
	1,2,4-Trichlorobenzene	ND	10	ug/L	08/25/97	dmj
	Benzoic acid	ND	50	ug/L	08/25/97	dmj
	4-Chloro-3-methylphenol	ND	10	ug/L	08/25/97	dmj
	2-Chlorophenol	ND	10	ug/L	08/25/97	dmj
	2,4-Dichlorophenol	ND	10	ug/L	08/25/97	dmj
	2,4-Dimethylphenol	ND	10	ug/L	08/25/97	dmj
	2,4-Dinitrophenol	ND	50	ug/L	08/25/97	dmj
	2-Methyl-4,6-dinitrophenol	ND	50	ug/L	08/25/97	dmj
	2-Methylphenol (o-cresol)	ND	10	ug/L	08/25/97	dmj
	4-Methylphenol (p-cresol)	ND	10	ug/L	08/25/97	dmj
	2-Nitrophenol	ND	10	ug/L	08/25/97	dmj
	4-Nitrophenol	ND	50	ug/L	08/25/97	dmj
	Pentachlorophenol	ND	50	ug/L	08/25/97	dmj
	Phenol	ND	10	ug/L	08/25/97	dmj
	2,4,5-Trichlorophenol	ND	10	ug/L	08/25/97	dmj
	2,4,6-Trichlorophenol	ND	10	ug/L	08/25/97	dmj
SW-846 8240	Volatile Organics					
	Acetone	ND	100	ug/L	08/15/97	klk
	Benzene	ND	1	ug/L	08/15/97	klk
	Bromodichloromethane	ND	5	ug/L	08/15/97	klk
	Bromoform	ND	5	ug/L	08/15/97	klk
	Bromomethane	ND	10	ug/L	08/15/97	klk
	Methyl ethyl ketone (2-Butanone)	ND	100	ug/L	08/15/97	klk
	Carbon disulfide	ND	5	ug/L	08/15/97	klk
	Carbon tetrachloride	ND	5	ug/L	08/15/97	klk
	Chlorobenzene	ND	5	ug/L	08/15/97	klk
	Chloroethane	ND	10	ug/L	08/15/97	klk
	2-Chloroethylvinyl ether	ND	10	ug/L	08/15/97	klk
	Chloroform	ND	5	ug/L	08/15/97	klk

The analytical results, opinions or interpretations contained in this report are based upon information and material supplied by the client for whose exclusive and confidential use this report has been made. The analytical results, opinions or interpretations expressed represent the best judgment of Core Laboratories. Core Laboratories, however, makes no warranty or representation, express or implied, of any type, and expressly disclaims same as to the productivity, proper operations or profitableness of any oil, gas, coal or other minerals property, well or sand in connection with which such report is used or relied upon for any reason whatsoever. This report shall not be reproduced, in whole or in part, without the written approval of Core Laboratories.

CORE LABORATORIES

LABORATORY TEST RESULTS

Job Number: 972209 Date: 08/29/97

CUSTOMER: Daniel B. Stephens & Associates PROJECT: ENRON ROSWELL/6033.2 ATTN: Bob Marley

Customer Sample ID: MW-15
Date Sampled.....: 08/08/97
Time Sampled.....: 15:45
Sample Matrix.....: Water

Laboratory Sample ID: 972209-1
Date Received.....: 08/12/97
Time Received.....: 09:20

TEST METHOD	PARAMETER/TEST DESCRIPTION	SAMPLE RESULT	REPORTING LIMIT	UNITS	DATE	TECH
	Chloromethane	ND	10	ug/L	08/15/97	klk
	Dibromochloromethane	ND	5	ug/L	08/15/97	klk
	1,1-Dichloroethane	ND	5	ug/L	08/15/97	klk
	1,2-Dichloroethane	ND	5	ug/L	08/15/97	klk
	1,1-Dichloroethene	ND	5	ug/L	08/15/97	klk
	trans-1,2-Dichloroethene	ND	5	ug/L	08/15/97	klk
	1,2-Dichloropropane	ND	5	ug/L	08/15/97	klk
	cis-1,3-Dichloropropene	ND	5	ug/L	08/15/97	klk
	trans-1,3-Dichloropropene	ND	5	ug/L	08/15/97	klk
	Ethylbenzene	ND	5	ug/L	08/15/97	klk
	2-Hexanone	ND	50	ug/L	08/15/97	klk
	Methylene chloride	ND	5	ug/L	08/15/97	klk
	4-Methyl-2-pentanone (MIBK)	ND	50	ug/L	08/15/97	klk
	Styrene	ND	5	ug/L	08/15/97	klk
	1,1,2,2-Tetrachloroethane	ND	5	ug/L	08/15/97	klk
	Tetrachloroethene	ND	5	ug/L	08/15/97	klk
	Toluene	ND	5	ug/L	08/15/97	klk
	1,1,1-Trichloroethane	ND	5	ug/L	08/15/97	klk
	1,1,2-Trichloroethane	ND	5	ug/L	08/15/97	klk
	Trichloroethene	ND	5	ug/L	08/15/97	klk
	Vinyl acetate	ND	50	ug/L	08/15/97	klk
	Vinyl chloride	ND	10	ug/L	08/15/97	klk
	Xylenes (total)	ND	5	ug/L	08/15/97	klk

The analytical results, opinions or interpretations contained in this report are based upon information and material supplied by the client for whose exclusive and confidential use this report has been made. The analytical results, opinions or interpretations expressed represent the best judgment of Core Laboratories. Core Laboratories, however, makes no warranty or representation, express or implied, of any type, and expressly disclaims same as to the productivity, proper operations or profitableness of any oil, gas, coal or other mineral property, well or sand in connection with which such report is used or relied upon for any reason whatsoever. This report shall not be reproduced, in whole or in part, without the written approval of Core Laboratories.

CORE LABORATORIES

LABORATORY TEST RESULTS

Job Number: 972209 Date: 08/29/97

CUSTOMER: Daniel B. Stephens & Associates PROJECT: ENRON ROSWELL/6033.2 ATTN: Bob Marley

Customer Sample ID: MW-19
Date Sampled.....: 08/08/97
Time Sampled.....: 17:45
Sample Matrix.....: Water

Laboratory Sample ID: 972209-2
Date Received.....: 08/12/97
Time Received.....: 09:20

TEST METHOD	PARAMETER/TEST DESCRIPTION	SAMPLE RESULT	REPORTING LIMIT	UNITS	DATE	TECH
SM 2320 B	Alkalinity, Total as CaCO3, Unfilt.	122	5	mg/L	08/20/97	mjf
SM 2320 B	Bicarbonate (HCO3), Unfilt.	122	5	mg/L	08/20/97	mjf
SM 2320 B	Carbonate (CO3), Unfilt.	<1	1	mg/L	08/20/97	mjf
EPA 325.2	Chloride, Unfilt.	536	2	mg/L	08/13/97	lmj
EPA 353.2	Nitrate + Nitrite as N, Unfilt.	0.88	0.05	mg/L	08/14/97	lmj
EPA 160.1	Solids, Total Dissolved (TDS), Filt.	3990	10	mg/L	08/13/97	lmj
EPA 375.2	Sulfate (SO4), Unfilt.	2030	200	mg/L	08/12/97	lmj
SW-846 3010	Acid Digestion, Total Metals	Complete			08/14/97	veb
·846 6010A	Arsenic (As), Total	0.01	0.01	mg/L	08/19/97	gag
SW-846 6010A	Barium (Ba), Total	0.01	0.01	mg/L	08/19/97	gag
SW-846 6010A	Cadmium (Cd), Total	<0.005	0.005	mg/L	08/19/97	gag
SW-846 6010A	Calcium (Ca), Total	622	0.5	mg/L	08/19/97	gag
SW-846 6010A	Chromium (Cr), Total	<0.01	0.01	mg/L	08/19/97	gag
SW-846 6010A	Copper (Cu), Total	<0.01	0.01	mg/L	08/19/97	gag
SW-846 6010A	Iron (Fe), Total	0.08	0.03	mg/L	08/19/97	gag
SW-846 6010A	Lead (Pb), Total	<0.003	0.003	mg/L	08/19/97	gag
SW-846 6010A	Magnesium (Mg), Total	170	0.5	mg/L	08/19/97	gag
SW-846 6010A	Manganese (Mn), Total	<0.01	0.01	mg/L	08/19/97	gag
SW-846 7470	Mercury (Hg), Total	<0.0002	0.0002	mg/L	08/14/97	veb
SW-846 6010A	Potassium (K), Total	11	5	mg/L	08/19/97	gag
SW-846 6010A	Selenium (Se), Total	<0.01	0.01	mg/L	08/19/97	gag
SW-846 6010A	Silver (Ag), Total	<0.01	0.01	mg/L	08/19/97	gag
SW-846 6010A	Sodium (Na), Total	252	5	mg/L	08/19/97	gag
SW-846 6010A	Zinc (Zn), Total	<0.01	0.01	mg/L	08/19/97	gag
·W-846 3510B	Extraction (Sep. Funnel) PCBs					

The analytical results, opinions or interpretations contained in this report are based upon information and material supplied by the client for whose exclusive and confidential use this report has been made. The analytical results, opinions or interpretations expressed represent the best judgment of Core Laboratories. Core Laboratories, however, makes no warranty or representation, express or implied, of any type, and expressly disclaims same as to the productivity, proper operations or profitableness of any oil, gas, coal or other mineral, property, well or sand in connection with which such report is used or relied upon for any reason whatsoever. This report shall not be reproduced, in whole or in part, without the written approval of Core Laboratories.

CORE LABORATORIES

LABORATORY TEST RESULTS

Job Number: 972209 Date: 08/29/97

CUSTOMER: Daniel B. Stephens & Associates PROJECT: ENRON ROSWELL/6033.2 ATTN: Bob Marley

Customer Sample ID: MW-19
Date Sampled.....: 08/08/97
Time Sampled.....: 17:45
Sample Matrix.....: Water

Laboratory Sample ID: 972209-2
Date Received.....: 08/12/97
Time Received.....: 09:20

TEST METHOD	PARAMETER/TEST DESCRIPTION	SAMPLE RESULT	REPORTING LIMIT	UNITS	DATE	TECH
	Separatory Funnel Liq/Liq Extraction	Complete			08/13/97	rwm
SW-846 8080	PCB Analysis					
	Aroclor 1016	ND	0.5	ug/L	08/25/97	smc
	Aroclor 1221	ND	0.5	ug/L	08/25/97	smc
	Aroclor 1232	ND	0.5	ug/L	08/25/97	smc
	Aroclor 1242	ND	0.5	ug/L	08/25/97	smc
	Aroclor 1248	ND	0.5	ug/L	08/25/97	smc
	Aroclor 1254	ND	0.5	ug/L	08/25/97	smc
	Aroclor 1260	ND	0.5	ug/L	08/25/97	smc
	Aroclor 1262	ND	0.5	ug/L	08/25/97	smc
	Aroclor 1268	ND	0.5	ug/L	08/25/97	smc
	Total PCB's	ND		ug/L	08/25/97	smc
SW-846 3510B	Extraction (Sep. Funnel) SVOC					
	Separatory Funnel Liq/Liq Extraction	Complete			08/14/97	rwm
SW-846 8270	Semivolatile Organics					
	Acenaphthene	ND	10	ug/L	08/25/97	dmj
	Acenaphthylene	ND	10	ug/L	08/25/97	dmj
	Anthracene	ND	10	ug/L	08/25/97	dmj
	Benzidine	ND	50	ug/L	08/25/97	dmj
	Benzo(a)anthracene	ND	10	ug/L	08/25/97	dmj
	Benzo(b)fluoranthene	ND	10	ug/L	08/25/97	dmj
	Benzo(k)fluoranthene	ND	10	ug/L	08/25/97	dmj
	Benzo(ghi)perylene	ND	10	ug/L	08/25/97	dmj
	Benzo(a)pyrene	ND	10	ug/L	08/25/97	dmj
	Benzyl alcohol	ND	20	ug/L	08/25/97	dmj
	Butyl benzyl phthalate	ND	10	ug/L	08/25/97	dmj
	Bis(2-chloroethoxy)methane	ND	10	ug/L	08/25/97	dmj
	Bis(2-chloroethyl)ether	ND	10	ug/L	08/25/97	dmj
	Bis(2-chloroisopropyl)ether	ND	10	ug/L	08/25/97	dmj
	Bis(2-ethylhexyl)phthalate	ND	10	ug/L	08/25/97	dmj
	4-Bromophenyl phenyl ether	ND	10	ug/L	08/25/97	dmj
	4-Chloroaniline	ND	10	ug/L	08/25/97	dmj
	2-Chloronaphthalene	ND	10	ug/L	08/25/97	dmj
	4-Chlorophenyl phenyl ether	ND	10	ug/L	08/25/97	dmj
	Chrysene	ND	10	ug/L	08/25/97	dmj
	Dibenzo(a,h)anthracene	ND	10	ug/L	08/25/97	dmj
	Dibenzofuran	ND	10	ug/L	08/25/97	dmj
	1,2-Dichlorobenzene	ND	10	ug/L	08/25/97	dmj
	1,3-Dichlorobenzene	ND	10	ug/L	08/25/97	dmj
	1,4-Dichlorobenzene	ND	10	ug/L	08/25/97	dmj
	3,3-Dichlorobenzidine	ND	20	ug/L	08/25/97	dmj
	Diethyl phthalate	ND	10	ug/L	08/25/97	dmj
	Dimethyl phthalate	ND	10	ug/L	08/25/97	dmj
	Di-n-butyl phthalate	ND	10	ug/L	08/25/97	dmj
	Di-n-octyl phthalate	ND	10	ug/L	08/25/97	dmj
	2,4-Dinitrotoluene	ND	10	ug/L	08/25/97	dmj

The analytical results, opinions or interpretations contained in this report are based upon information and material supplied by the client for whose exclusive and confidential use this report has been made. The analytical results, opinions or interpretations expressed represent the best judgment of Core Laboratories. Core Laboratories, however, makes no warranty or representation, express or implied, of any type, and expressly disclaims same as to the productivity, proper operations, or profitableness of any oil, gas, coal or other mineral property, well or sand in connection with which such report is used or relied upon for any reason whatsoever. This report shall not be reproduced, in whole or in part, without the written approval of Core Laboratories.

CORE LABORATORIES

LABORATORY TEST RESULTS

Job Number: 972209 Date: 08/29/97

CUSTOMER: Daniel B. Stephens & Associates PROJECT: ENRON ROSWELL/6033.2 ATTN: Bob Marley

Customer Sample ID: MW-19
Date Sampled.....: 08/08/97
Time Sampled.....: 17:45
Sample Matrix.....: Water

Laboratory Sample ID: 972209-2
Date Received.....: 08/12/97
Time Received.....: 09:20

TEST METHOD	PARAMETER/TEST DESCRIPTION	SAMPLE RESULT	REPORTING LIMIT	UNITS	DATE	TECH
	2,6-Dinitrotoluene	ND	10	ug/L	08/25/97	dmj
	Fluoranthene	ND	10	ug/L	08/25/97	dmj
	Fluorene	ND	10	ug/L	08/25/97	dmj
	Hexachlorobenzene	ND	10	ug/L	08/25/97	dmj
	Hexachlorobutadiene	ND	10	ug/L	08/25/97	dmj
	Hexachlorocyclopentadiene	ND	10	ug/L	08/25/97	dmj
	Hexachloroethane	ND	10	ug/L	08/25/97	dmj
	Indeno(1,2,3-cd)pyrene	ND	10	ug/L	08/25/97	dmj
	Isophorone	ND	10	ug/L	08/25/97	dmj
	2-Methylnaphthalene	ND	10	ug/L	08/25/97	dmj
	Naphthalene	ND	10	ug/L	08/25/97	dmj
	o-Nitroaniline	ND	50	ug/L	08/25/97	dmj
	m-Nitroaniline	ND	50	ug/L	08/25/97	dmj
	p-Nitroaniline	ND	50	ug/L	08/25/97	dmj
	Nitrobenzene	ND	10	ug/L	08/25/97	dmj
	n-Nitrosodi-n-propylamine	ND	10	ug/L	08/25/97	dmj
	n-Nitrosodiphenylamine	ND	10	ug/L	08/25/97	dmj
	Phenanthrene	ND	10	ug/L	08/25/97	dmj
	Pyrene	ND	10	ug/L	08/25/97	dmj
	1,2,4-Trichlorobenzene	ND	10	ug/L	08/25/97	dmj
	Benzoic acid	ND	50	ug/L	08/25/97	dmj
	4-Chloro-3-methylphenol	ND	10	ug/L	08/25/97	dmj
	2-Chlorophenol	ND	10	ug/L	08/25/97	dmj
	2,4-Dichlorophenol	ND	10	ug/L	08/25/97	dmj
	2,4-Dimethylphenol	ND	10	ug/L	08/25/97	dmj
	2,4-Dinitrophenol	ND	50	ug/L	08/25/97	dmj
	2-Methyl-4,6-dinitrophenol	ND	50	ug/L	08/25/97	dmj
	2-Methylphenol (o-cresol)	ND	10	ug/L	08/25/97	dmj
	4-Methylphenol (p-cresol)	ND	10	ug/L	08/25/97	dmj
	2-Nitrophenol	ND	10	ug/L	08/25/97	dmj
	4-Nitrophenol	ND	50	ug/L	08/25/97	dmj
	Pentachlorophenol	ND	50	ug/L	08/25/97	dmj
	Phenol	ND	10	ug/L	08/25/97	dmj
	2,4,5-Trichlorophenol	ND	10	ug/L	08/25/97	dmj
	2,4,6-Trichlorophenol	ND	10	ug/L	08/25/97	dmj
SW-846 8240	Volatile Organics					
	Acetone	ND	100	ug/L	08/15/97	klk
	Benzene	ND	1	ug/L	08/15/97	klk
	Bromodichloromethane	ND	5	ug/L	08/15/97	klk
	Bromoform	ND	5	ug/L	08/15/97	klk
	Bromomethane	ND	10	ug/L	08/15/97	klk
	Methyl ethyl ketone (2-Butanone)	ND	100	ug/L	08/15/97	klk
	Carbon disulfide	ND	5	ug/L	08/15/97	klk
	Carbon tetrachloride	ND	5	ug/L	08/15/97	klk
	Chlorobenzene	ND	5	ug/L	08/15/97	klk
	Chloroethane	ND	10	ug/L	08/15/97	klk
	2-Chloroethylvinyl ether	ND	10	ug/L	08/15/97	klk
	Chloroform	ND	5	ug/L	08/15/97	klk

The analytical results, opinions or interpretations contained in this report are based upon information and material supplied by the client for whose exclusive and confidential use this report has been made. The analytical results, opinions or interpretations expressed represent the best judgment of Core Laboratories. Core Laboratories, however, makes no warranty or representation, express or implied, of any type, and expressly disclaims same as to the productivity, proper operations or profitableness of any oil, gas, coal or other mineral property, well or sand in connection with which such report is used or relied upon for any reason whatsoever. This report shall not be reproduced, in whole or in part, without the written approval of Core Laboratories.

CORE LABORATORIES

LABORATORY TEST RESULTS

Job Number: 972209

Date: 08/29/97

CUSTOMER: Daniel B. Stephens & Associates PROJECT: ENRON ROSWELL/6033.2 ATTN: Bob Marley

Customer Sample ID: MW-19
Date Sampled.....: 08/08/97
Time Sampled.....: 17:45
Sample Matrix.....: Water

Laboratory Sample ID: 972209-2
Date Received.....: 08/12/97
Time Received.....: 09:20

TEST METHOD	PARAMETER/TEST DESCRIPTION	SAMPLE RESULT	REPORTING LIMIT	UNITS	DATE	TECH
	Chloromethane	ND	10	ug/L	08/15/97	klk
	Dibromochloromethane	ND	5	ug/L	08/15/97	klk
	1,1-Dichloroethane	ND	5	ug/L	08/15/97	klk
	1,2-Dichloroethane	ND	5	ug/L	08/15/97	klk
	1,1-Dichloroethene	ND	5	ug/L	08/15/97	klk
	trans-1,2-Dichloroethene	ND	5	ug/L	08/15/97	klk
	1,2-Dichloropropane	ND	5	ug/L	08/15/97	klk
	cis-1,3-Dichloropropene	ND	5	ug/L	08/15/97	klk
	trans-1,3-Dichloropropene	ND	5	ug/L	08/15/97	klk
	Ethylbenzene	ND	5	ug/L	08/15/97	klk
	2-Hexanone	ND	50	ug/L	08/15/97	klk
	Methylene chloride	ND	5	ug/L	08/15/97	klk
	4-Methyl-2-pentanone (MIBK)	ND	50	ug/L	08/15/97	klk
	Styrene	ND	5	ug/L	08/15/97	klk
	1,1,2,2-Tetrachloroethane	ND	5	ug/L	08/15/97	klk
	Tetrachloroethene	ND	5	ug/L	08/15/97	klk
	Toluene	ND	5	ug/L	08/15/97	klk
	1,1,1-Trichloroethane	ND	5	ug/L	08/15/97	klk
	1,1,2-Trichloroethane	ND	5	ug/L	08/15/97	klk
	Trichloroethene	ND	5	ug/L	08/15/97	klk
	Vinyl acetate	ND	50	ug/L	08/15/97	klk
	Vinyl chloride	ND	10	ug/L	08/15/97	klk
	Xylenes (total)	ND	5	ug/L	08/15/97	klk

The analytical results, opinions or interpretations contained in this report are based upon information and material supplied by the client for whose exclusive and confidential use this report has been made. The analytical results, opinions or interpretations expressed represent the best judgment of Core Laboratories. Core Laboratories, however, makes no warranty or representation, express or implied, of any type, and expressly disclaims same as to the productivity, proper operations or profitableness of any oil, gas, coal or other mineral, property, well or sand in connection with which such report is used or relied upon for any reason whatsoever. This report shall not be reproduced, in whole or in part, without the written approval of Core Laboratories.

CORE LABORATORIES

LABORATORY TEST RESULTS

Job Number: 972209 Date: 08/29/97

CUSTOMER: Daniel B. Stephens & Associates PROJECT: ENRON ROSWELL/6033.2 ATTN: Bob Marley

Customer Sample ID: MW-13
Date Sampled.....: 08/09/97
Time Sampled.....: 09:50
Sample Matrix.....: Water

Laboratory Sample ID: 972209-3
Date Received.....: 08/12/97
Time Received.....: 09:20

TEST METHOD	PARAMETER/TEST DESCRIPTION	SAMPLE RESULT	REPORTING LIMIT	UNITS	DATE	TECH
SM 2320 B	Alkalinity, Total as CaCO3, Unfilt.	142	5	mg/L	08/21/97	mjf
SM 2320 B	Bicarbonate (HCO3), Unfilt.	173	5	mg/L	08/21/97	mjf
SM 2320 B	Carbonate (CO3), Unfilt.	<1	1	mg/L	08/21/97	mjf
EPA 325.2	Chloride, Unfilt.	518	2	mg/L	08/13/97	lmj
EPA 353.2	Nitrate + Nitrite as N, Unfilt.	0.06	0.05	mg/L	08/14/97	lmj
EPA 160.1	Solids, Total Dissolved (TDS), Filt.	3640	10	mg/L	08/13/97	lmj
EPA 375.2	Sulfate (SO4), Unfilt.	1460	200	mg/L	08/12/97	lmj
SW-846 3010	Acid Digestion, Total Metals	Complete			08/14/97	veb
-846 6010A	Arsenic (As), Total	0.02	0.01	mg/L	08/19/97	gag
SW-846 6010A	Barium (Ba), Total	0.02	0.01	mg/L	08/19/97	gag
SW-846 6010A	Cadmium (Cd), Total	<0.005	0.005	mg/L	08/19/97	gag
SW-846 6010A	Calcium (Ca), Total	484	0.1	mg/L	08/19/97	gag
SW-846 6010A	Chromium (Cr), Total	<0.01	0.01	mg/L	08/19/97	gag
SW-846 6010A	Copper (Cu), Total	<0.01	0.01	mg/L	08/19/97	gag
SW-846 6010A	Iron (Fe), Total	0.81	0.03	mg/L	08/19/97	gag
SW-846 6010A	Lead (Pb), Total	<0.003	0.003	mg/L	08/19/97	gag
SW-846 6010A	Magnesium (Mg), Total	114	0.1	mg/L	08/19/97	gag
SW-846 6010A	Manganese (Mn), Total	1.11	0.01	mg/L	08/19/97	gag
SW-846 7470	Mercury (Hg), Total	<0.0002	0.0002	mg/L	08/14/97	veb
SW-846 6010A	Potassium (K), Total	18	5	mg/L	08/19/97	gag
SW-846 6010A	Selenium (Se), Total	<0.01	0.01	mg/L	08/19/97	gag
SW-846 6010A	Silver (Ag), Total	<0.01	0.01	mg/L	08/19/97	gag
SW-846 6010A	Sodium (Na), Total	212	1	mg/L	08/19/97	gag
SW-846 6010A	Zinc (Zn), Total	0.02	0.01	mg/L	08/19/97	gag
-846 3510B	Extraction (Sep. Funnel) PCBs					

The analytical results, opinions or interpretations contained in this report are based upon information and material supplied by the client for whose exclusive and confidential use this report has been made. The analytical results, opinions or interpretations expressed represent the best judgment of Core Laboratories. Core Laboratories, however, makes no warranty or representation, express or implied, of any type (and expressly disclaims same as to the productivity, proper operations or profitableness of any oil, gas, coal or other mineral, property, well or sand in connection with which such report is used or relied upon for any reason whatsoever. This report shall not be reproduced, in whole or in part, without the written approval of Core Laboratories.

CORE LABORATORIES

LABORATORY TEST RESULTS

Job Number: 972209 Date: 08/29/97

CUSTOMER: Daniel B. Stephens & Associates PROJECT: ENRON ROSWELL/6033.2 ATTN: Bob Marley

Customer Sample ID: MW-13
Date Sampled.....: 08/09/97
Time Sampled.....: 09:50
Sample Matrix.....: Water

Laboratory Sample ID: 972209-3
Date Received.....: 08/12/97
Time Received.....: 09:20

TEST METHOD	PARAMETER/TEST DESCRIPTION	SAMPLE RESULT	REPORTING LIMIT	UNITS	DATE	TECH
	Separatory Funnel Liq/Liq Extraction	Complete			08/13/97	rwm
SW-846 8080	PCB Analysis					
	Aroclor 1016	ND	0.5	ug/L	08/25/97	smc
	Aroclor 1221	ND	0.5	ug/L	08/25/97	smc
	Aroclor 1232	ND	0.5	ug/L	08/25/97	smc
	Aroclor 1242	ND	0.5	ug/L	08/25/97	smc
	Aroclor 1248	ND	0.5	ug/L	08/25/97	smc
	Aroclor 1254	ND	0.5	ug/L	08/25/97	smc
	Aroclor 1260	ND	0.5	ug/L	08/25/97	smc
	Aroclor 1262	ND	0.5	ug/L	08/25/97	smc
	Aroclor 1268	ND	0.5	ug/L	08/25/97	smc
	Total PCB's	ND		ug/L	08/25/97	smc
SW-846 3510B	Extraction (Sep. Funnel) SVOC					
	Separatory Funnel Liq/Liq Extraction	Complete			08/14/97	rwm
SW-846 8270	Semivolatile Organics					
	Acenaphthene	ND	10	ug/L	08/25/97	dmj
	Acenaphthylene	ND	10	ug/L	08/25/97	dmj
	Anthracene	ND	10	ug/L	08/25/97	dmj
	Benzidine	ND	50	ug/L	08/25/97	dmj
	Benzo(a)anthracene	ND	10	ug/L	08/25/97	dmj
	Benzo(b)fluoranthene	ND	10	ug/L	08/25/97	dmj
	Benzo(k)fluoranthene	ND	10	ug/L	08/25/97	dmj
	Benzo(ghi)perylene	ND	10	ug/L	08/25/97	dmj
	Benzo(a)pyrene	ND	10	ug/L	08/25/97	dmj
	Benzyl alcohol	ND	20	ug/L	08/25/97	dmj
	Butyl benzyl phthalate	ND	10	ug/L	08/25/97	dmj
	Bis(2-chloroethoxy)methane	ND	10	ug/L	08/25/97	dmj
	Bis(2-chloroethyl)ether	ND	10	ug/L	08/25/97	dmj
	Bis(2-chloroisopropyl)ether	ND	10	ug/L	08/25/97	dmj
	Bis(2-ethylhexyl)phthalate	ND	10	ug/L	08/25/97	dmj
	4-Bromophenyl phenyl ether	ND	10	ug/L	08/25/97	dmj
	4-Chloroaniline	ND	10	ug/L	08/25/97	dmj
	2-Chloronaphthalene	ND	10	ug/L	08/25/97	dmj
	4-Chlorophenyl phenyl ether	ND	10	ug/L	08/25/97	dmj
	Chrysene	ND	10	ug/L	08/25/97	dmj
	Dibenzo(a,h)anthracene	ND	10	ug/L	08/25/97	dmj
	Dibenzofuran	ND	10	ug/L	08/25/97	dmj
	1,2-Dichlorobenzene	ND	10	ug/L	08/25/97	dmj
	1,3-Dichlorobenzene	ND	10	ug/L	08/25/97	dmj
	1,4-Dichlorobenzene	ND	10	ug/L	08/25/97	dmj
	3,3-Dichlorobenzidine	ND	20	ug/L	08/25/97	dmj
	Diethyl phthalate	ND	10	ug/L	08/25/97	dmj
	Dimethyl phthalate	ND	10	ug/L	08/25/97	dmj
	Di-n-butyl phthalate	ND	10	ug/L	08/25/97	dmj
	Di-n-octyl phthalate	ND	10	ug/L	08/25/97	dmj
	2,4-Dinitrotoluene	ND	10	ug/L	08/25/97	dmj

The analytical results, opinions or interpretations contained in this report are based upon information and material supplied by the client for whose exclusive and confidential use this report has been made. The analytical results, opinions or interpretations expressed represent the best judgment of Core Laboratories. Core Laboratories, however, makes no warranty or representation, express or implied, of any type, and expressly disclaims same as to the productivity, proper operations or profitableness of any oil, gas, coal or other mineral, property, well or sand in connection with which such report is used or relied upon for any reason whatsoever. This report shall not be reproduced, in whole or in part, without the written approval of Core Laboratories.

CORE LABORATORIES

LABORATORY TEST RESULTS

Job Number: 972209 Date: 08/29/97

CUSTOMER: Daniel B. Stephens & Associates PROJECT: ENRON ROSWELL/6033.2 ATTN: Bob Marley

Customer Sample ID: MW-13
Date Sampled.....: 08/09/97
Time Sampled.....: 09:50
Sample Matrix.....: Water

Laboratory Sample ID: 972209-3
Date Received.....: 08/12/97
Time Received.....: 09:20

TEST METHOD	PARAMETER/TEST DESCRIPTION	SAMPLE RESULT	REPORTING LIMIT	UNITS	DATE	TECH
	2,6-Dinitrotoluene	ND	10	ug/L	08/25/97	dmj
	Fluoranthene	ND	10	ug/L	08/25/97	dmj
	Fluorene	ND	10	ug/L	08/25/97	dmj
	Hexachlorobenzene	ND	10	ug/L	08/25/97	dmj
	Hexachlorobutadiene	ND	10	ug/L	08/25/97	dmj
	Hexachlorocyclopentadiene	ND	10	ug/L	08/25/97	dmj
	Hexachloroethane	ND	10	ug/L	08/25/97	dmj
	Indeno(1,2,3-cd)pyrene	ND	10	ug/L	08/25/97	dmj
	Isophorone	ND	10	ug/L	08/25/97	dmj
	2-Methylnaphthalene	ND	10	ug/L	08/25/97	dmj
	Naphthalene	ND	10	ug/L	08/25/97	dmj
	o-Nitroaniline	ND	50	ug/L	08/25/97	dmj
	m-Nitroaniline	ND	50	ug/L	08/25/97	dmj
	p-Nitroaniline	ND	50	ug/L	08/25/97	dmj
	Nitrobenzene	ND	10	ug/L	08/25/97	dmj
	n-Nitrosodi-n-propylamine	ND	10	ug/L	08/25/97	dmj
	n-Nitrosodiphenylamine	ND	10	ug/L	08/25/97	dmj
	Phenanthrene	ND	10	ug/L	08/25/97	dmj
	Pyrene	ND	10	ug/L	08/25/97	dmj
	1,2,4-Trichlorobenzene	ND	10	ug/L	08/25/97	dmj
	Benzoic acid	ND	50	ug/L	08/25/97	dmj
	4-Chloro-3-methylphenol	ND	10	ug/L	08/25/97	dmj
	2-Chlorophenol	ND	10	ug/L	08/25/97	dmj
	2,4-Dichlorophenol	ND	10	ug/L	08/25/97	dmj
	2,4-Dimethylphenol	ND	10	ug/L	08/25/97	dmj
	2,4-Dinitrophenol	ND	50	ug/L	08/25/97	dmj
	2-Methyl-4,6-dinitrophenol	ND	50	ug/L	08/25/97	dmj
	2-Methylphenol (o-cresol)	ND	10	ug/L	08/25/97	dmj
	4-Methylphenol (p-cresol)	ND	10	ug/L	08/25/97	dmj
	2-Nitrophenol	ND	10	ug/L	08/25/97	dmj
	4-Nitrophenol	ND	50	ug/L	08/25/97	dmj
	Pentachlorophenol	ND	50	ug/L	08/25/97	dmj
	Phenol	ND	10	ug/L	08/25/97	dmj
	2,4,5-Trichlorophenol	ND	10	ug/L	08/25/97	dmj
	2,4,6-Trichlorophenol	ND	10	ug/L	08/25/97	dmj
SW-846 8240	Volatile Organics					
	Acetone	150	100	ug/L	08/15/97	klk
	Benzene	2400	20	ug/L	08/20/97	klk
	Bromodichloromethane	ND	5	ug/L	08/15/97	klk
	Bromoform	ND	5	ug/L	08/15/97	klk
	Bromomethane	ND	10	ug/L	08/15/97	klk
	Methyl ethyl ketone (2-Butanone)	ND	100	ug/L	08/15/97	klk
	Carbon disulfide	ND	5	ug/L	08/15/97	klk
	Carbon tetrachloride	ND	5	ug/L	08/15/97	klk
	Chlorobenzene	ND	5	ug/L	08/15/97	klk
	Chloroethane	ND	10	ug/L	08/15/97	klk
	2-Chloroethylvinyl ether	ND	10	ug/L	08/15/97	klk
	Chloroform	ND	5	ug/L	08/15/97	klk

The analytical results, opinions or interpretations contained in this report are based upon information and material supplied by the client for whose exclusive and confidential use this report has been made. The analytical results, opinions or interpretations expressed represent the best judgment of Core Laboratories. Core Laboratories, however, makes no warranty or representation, express or implied, of any type, and expressly disclaims same as to the productivity, proper operations or profitableness of any oil, gas, coal, or other minerals, property, well or sand, in connection with which such report is used or relied upon for any reason whatsoever. This report shall not be reproduced, in whole or in part, without the written approval of Core Laboratories.

CORE LABORATORIES

LABORATORY TEST RESULTS

Job Number: 972209 Date: 08/29/97

CUSTOMER: Daniel B. Stephens & Associates PROJECT: ENRON ROSWELL/6033.2 ATTN: Bob Marley

Customer Sample ID: MW-13
Date Sampled.....: 08/09/97
Time Sampled.....: 09:50
Sample Matrix.....: Water

Laboratory Sample ID: 972209-3
Date Received.....: 08/12/97
Time Received.....: 09:20

TEST METHOD	PARAMETER/TEST DESCRIPTION	SAMPLE RESULT	REPORTING LIMIT	UNITS	DATE	TECH
	Chloromethane	ND	10	ug/L	08/15/97	klk
	Dibromochloromethane	ND	5	ug/L	08/15/97	klk
	1,1-Dichloroethane	ND	5	ug/L	08/15/97	klk
	1,2-Dichloroethane	41	5	ug/L	08/15/97	klk
	1,1-Dichloroethene	ND	5	ug/L	08/15/97	klk
	trans-1,2-Dichloroethene	ND	5	ug/L	08/15/97	klk
	1,2-Dichloropropane	ND	5	ug/L	08/15/97	klk
	cis-1,3-Dichloropropene	ND	5	ug/L	08/15/97	klk
	trans-1,3-Dichloropropene	ND	5	ug/L	08/15/97	klk
	Ethylbenzene	100	100	ug/L	08/20/97	klk
	2-Hexanone	ND	50	ug/L	08/15/97	klk
	Methylene chloride	5	5	ug/L	08/15/97	klk
	4-Methyl-2-pentanone (MIBK)	ND	50	ug/L	08/15/97	klk
	Styrene	ND	5	ug/L	08/15/97	klk
	1,1,2,2-Tetrachloroethane	ND	5	ug/L	08/15/97	klk
	Tetrachloroethene	ND	5	ug/L	08/15/97	klk
	Toluene	ND	5	ug/L	08/15/97	klk
	1,1,1-Trichloroethane	ND	5	ug/L	08/15/97	klk
	1,1,2-Trichloroethane	ND	5	ug/L	08/15/97	klk
	Trichloroethene	ND	5	ug/L	08/15/97	klk
	Vinyl acetate	ND	50	ug/L	08/15/97	klk
	Vinyl chloride	ND	10	ug/L	08/15/97	klk
	Xylenes (total)	ND	5	ug/L	08/15/97	klk

The analytical results, opinions or interpretations contained in this report are based upon information and material supplied by the client for whose exclusive and confidential use this report has been made. The analytical results, opinions or interpretations expressed represent the best judgment of Core Laboratories. Core Laboratories, however, makes no warranty or representation, express or implied, of any type, and expressly disclaims same as to the productivity, proper operations or profitableness of any oil, gas, coal or other mineral property, well or sand in connection with which such report is used or relied upon for any reason whatsoever. This report shall not be reproduced, in whole or in part, without the written approval of Core Laboratories.

CORE LABORATORIES

LABORATORY TEST RESULTS

Job Number: 972209 Date: 08/29/97

CUSTOMER: Daniel B. Stephens & Associates PROJECT: ENRON ROSWELL/6033.2 ATTN: Bob Marley

Customer Sample ID: MW-18
Date Sampled.....: 08/09/97
Time Sampled.....: 10:25
Sample Matrix.....: Water

Laboratory Sample ID: 972209-4
Date Received.....: 08/12/97
Time Received.....: 09:20

TEST METHOD	PARAMETER/TEST DESCRIPTION	SAMPLE RESULT	REPORTING LIMIT	UNITS	DATE	TECH
EPA 160.1	Solids, Total Dissolved (TDS), Filt.	4240	10	mg/L	08/13/97	lmj
SW-846 3010	Acid Digestion, Total Metals	Complete			08/14/97	veb
SW-846 6010A	Arsenic (As), Total	0.02	0.01	mg/L	08/19/97	gag
SW-846 6010A	Barium (Ba), Total	0.02	0.01	mg/L	08/19/97	gag
SW-846 6010A	Cadmium (Cd), Total	<0.005	0.005	mg/L	08/19/97	gag
SW-846 6010A	Calcium (Ca), Total	471	0.1	mg/L	08/19/97	gag
SW-846 6010A	Chromium (Cr), Total	0.02	0.01	mg/L	08/19/97	gag
SW-846 6010A	Copper (Cu), Total	<0.01	0.01	mg/L	08/19/97	gag
-846 6010A	Iron (Fe), Total	1.09	0.03	mg/L	08/19/97	gag
SW-846 6010A	Lead (Pb), Total	<0.003	0.003	mg/L	08/19/97	gag
SW-846 6010A	Magnesium (Mg), Total	164	0.1	mg/L	08/19/97	gag
SW-846 6010A	Manganese (Mn), Total	0.03	0.01	mg/L	08/19/97	gag
SW-846 7470	Mercury (Hg), Total	<0.0002	0.0002	mg/L	08/14/97	veb
SW-846 6010A	Potassium (K), Total	57	5	mg/L	08/19/97	gag
SW-846 6010A	Selenium (Se), Total	<0.01	0.01	mg/L	08/19/97	gag
SW-846 6010A	Silver (Ag), Total	<0.01	0.01	mg/L	08/19/97	gag
SW-846 6010A	Sodium (Na), Total	291	1	mg/L	08/19/97	gag
SW-846 6010A	Zinc (Zn), Total	0.03	0.01	mg/L	08/19/97	gag
SW-846 3510B	Extraction (Sep. Funnel) SVOC					
	Separatory Funnel Liq/Liq Extraction	Complete			08/14/97	rwm
SW-846 8270	Semivolatile Organics					
	Acenaphthene	ND	10	ug/L	08/25/97	dmj
	Acenaphthylene	ND	10	ug/L	08/25/97	dmj
	Anthracene	ND	10	ug/L	08/25/97	dmj
	Benzidine	ND	50	ug/L	08/25/97	dmj
	Benzo(a)anthracene	ND	10	ug/L	08/25/97	dmj
	Benzo(b)fluoranthene	ND	10	ug/L	08/25/97	dmj
	Benzo(k)fluoranthene	ND	10	ug/L	08/25/97	dmj
	Benzo(ghi)perylene	ND	10	ug/L	08/25/97	dmj

The analytical results, opinions or interpretations contained in this report are based upon information and material supplied by the client for whose exclusive and confidential use this report has been made. The analytical results, opinions or interpretations expressed represent the best judgment of Core Laboratories. Core Laboratories, however, makes no warranty or representation, express or implied, of any type, and expressly disclaims same as to the productivity, proper operations or profitableness of any oil, gas, coal or other mineral, property, well or sand in connection with which such report is used or relied upon for any reason whatsoever. This report shall not be reproduced, in whole or in part, without the written approval of Core Laboratories

CORE LABORATORIES

LABORATORY TEST RESULTS

Job Number: 972209 Date: 08/29/97

CUSTOMER: Daniel B. Stephens & Associates PROJECT: ENRON ROSWELL/6033.2 ATTN: Bob Marley

Customer Sample ID: MW-18
Date Sampled.....: 08/09/97
Time Sampled.....: 10:25
Sample Matrix.....: Water

Laboratory Sample ID: 972209-4
Date Received.....: 08/12/97
Time Received.....: 09:20

TEST METHOD	PARAMETER/TEST DESCRIPTION	SAMPLE RESULT	REPORTING LIMIT	UNITS	DATE	TECH
	Benzo(a)pyrene	ND	10	ug/L	08/25/97	dmj
	Benzyl alcohol	ND	20	ug/L	08/25/97	dmj
	Butyl benzyl phthalate	ND	10	ug/L	08/25/97	dmj
	Bis(2-chloroethoxy)methane	ND	10	ug/L	08/25/97	dmj
	Bis(2-chloroethyl)ether	ND	10	ug/L	08/25/97	dmj
	Bis(2-chloroisopropyl)ether	ND	10	ug/L	08/25/97	dmj
	Bis(2-ethylhexyl)phthalate	ND	10	ug/L	08/25/97	dmj
	4-Bromophenyl phenyl ether	ND	10	ug/L	08/25/97	dmj
	4-Chloroaniline	ND	10	ug/L	08/25/97	dmj
	2-Chloronaphthalene	ND	10	ug/L	08/25/97	dmj
	4-Chlorophenyl phenyl ether	ND	10	ug/L	08/25/97	dmj
	Chrysene	ND	10	ug/L	08/25/97	dmj
	Dibenzo(a,h)anthracene	ND	10	ug/L	08/25/97	dmj
	Dibenzofuran	ND	10	ug/L	08/25/97	dmj
	1,2-Dichlorobenzene	ND	10	ug/L	08/25/97	dmj
	1,3-Dichlorobenzene	ND	10	ug/L	08/25/97	dmj
	1,4-Dichlorobenzene	ND	10	ug/L	08/25/97	dmj
	3,3-Dichlorobenzidine	ND	20	ug/L	08/25/97	dmj
	Diethyl phthalate	ND	10	ug/L	08/25/97	dmj
	Dimethyl phthalate	ND	10	ug/L	08/25/97	dmj
	Di-n-butyl phthalate	ND	10	ug/L	08/25/97	dmj
	Di-n-octyl phthalate	ND	10	ug/L	08/25/97	dmj
	2,4-Dinitrotoluene	ND	10	ug/L	08/25/97	dmj
	2,6-Dinitrotoluene	ND	10	ug/L	08/25/97	dmj
	Fluoranthene	ND	10	ug/L	08/25/97	dmj
	Fluorene	ND	10	ug/L	08/25/97	dmj
	Hexachlorobenzene	ND	10	ug/L	08/25/97	dmj
	Hexachlorobutadiene	ND	10	ug/L	08/25/97	dmj
	Hexachlorocyclopentadiene	ND	10	ug/L	08/25/97	dmj
	Hexachloroethane	ND	10	ug/L	08/25/97	dmj
	Indeno(1,2,3-cd)pyrene	ND	10	ug/L	08/25/97	dmj
	Isophorone	ND	10	ug/L	08/25/97	dmj
	2-Methylnaphthalene	ND	10	ug/L	08/25/97	dmj
	Naphthalene	ND	10	ug/L	08/25/97	dmj
	o-Nitroaniline	ND	50	ug/L	08/25/97	dmj
	m-Nitroaniline	ND	50	ug/L	08/25/97	dmj
	p-Nitroaniline	ND	50	ug/L	08/25/97	dmj
	Nitrobenzene	ND	10	ug/L	08/25/97	dmj
	n-Nitrosodi-n-propylamine	ND	10	ug/L	08/25/97	dmj
	n-Nitrosodiphenylamine	ND	10	ug/L	08/25/97	dmj
	Phenanthrene	ND	10	ug/L	08/25/97	dmj
	Pyrene	ND	10	ug/L	08/25/97	dmj
	1,2,4-Trichlorobenzene	ND	10	ug/L	08/25/97	dmj
	Benzoic acid	ND	50	ug/L	08/25/97	dmj
	4-Chloro-3-methylphenol	ND	10	ug/L	08/25/97	dmj
	2-Chlorophenol	ND	10	ug/L	08/25/97	dmj
	2,4-Dichlorophenol	ND	10	ug/L	08/25/97	dmj
	2,4-Dimethylphenol	ND	10	ug/L	08/25/97	dmj
	2,4-Dinitrophenol	ND	50	ug/L	08/25/97	dmj

The analytical results, opinions or interpretations contained in this report are based upon information and material supplied by the client for whose exclusive and confidential use this report has been made. The analytical results, opinions or interpretations expressed represent the best judgment of Core Laboratories. Core Laboratories, however, makes no warranty or representation, express or implied, of any type, and expressly disclaims same as to the productivity, proper operations or profitableness of any oil, gas, coal or other mineral property, well or sand in connection with which such report is used or relied upon for any reason whatsoever. This report shall not be reproduced, in whole or in part, without the written approval of Core Laboratories.

CORE LABORATORIES

LABORATORY TEST RESULTS

Job Number: 972209 Date: 08/29/97

CUSTOMER: Daniel B. Stephens & Associates PROJECT: ENRON ROSWELL/6033.2 ATTN: Bob Marley

Customer Sample ID: MW-18
Date Sampled.....: 08/09/97
Time Sampled.....: 10:25
Sample Matrix.....: Water

Laboratory Sample ID: 972209-4
Date Received.....: 08/12/97
Time Received.....: 09:20

TEST METHOD	PARAMETER/TEST DESCRIPTION	SAMPLE RESULT	REPORTING LIMIT	UNITS	DATE	TECH
	2-Methyl-4,6-dinitrophenol	ND	50	ug/L	08/25/97	dmj
	2-Methylphenol (o-cresol)	ND	10	ug/L	08/25/97	dmj
	4-Methylphenol (p-cresol)	ND	10	ug/L	08/25/97	dmj
	2-Nitrophenol	ND	10	ug/L	08/25/97	dmj
	4-Nitrophenol	ND	50	ug/L	08/25/97	dmj
	Pentachlorophenol	ND	50	ug/L	08/25/97	dmj
	Phenol	ND	10	ug/L	08/25/97	dmj
	2,4,5-Trichlorophenol	ND	10	ug/L	08/25/97	dmj
	2,4,6-Trichlorophenol	ND	10	ug/L	08/25/97	dmj
SW-846 8240	Volatile Organics					
	Acetone	ND	100	ug/L	08/15/97	klk
	Benzene	ND	1	ug/L	08/15/97	klk
	Bromodichloromethane	ND	5	ug/L	08/15/97	klk
	Bromoform	ND	5	ug/L	08/15/97	klk
	Bromomethane	ND	10	ug/L	08/15/97	klk
	Methyl ethyl ketone (2-Butanone)	ND	100	ug/L	08/15/97	klk
	Carbon disulfide	ND	5	ug/L	08/15/97	klk
	Carbon tetrachloride	ND	5	ug/L	08/15/97	klk
	Chlorobenzene	ND	5	ug/L	08/15/97	klk
	Chloroethane	ND	10	ug/L	08/15/97	klk
	2-Chloroethylvinyl ether	ND	10	ug/L	08/15/97	klk
	Chloroform	ND	5	ug/L	08/15/97	klk
	Chloromethane	ND	10	ug/L	08/15/97	klk
	Dibromochloromethane	ND	5	ug/L	08/15/97	klk
	1,1-Dichloroethane	ND	5	ug/L	08/15/97	klk
	1,2-Dichloroethane	ND	5	ug/L	08/15/97	klk
	1,1-Dichloroethene	ND	5	ug/L	08/15/97	klk
	trans-1,2-Dichloroethene	ND	5	ug/L	08/15/97	klk
	1,2-Dichloropropane	ND	5	ug/L	08/15/97	klk
	cis-1,3-Dichloropropene	ND	5	ug/L	08/15/97	klk
	trans-1,3-Dichloropropene	ND	5	ug/L	08/15/97	klk
	Ethylbenzene	ND	5	ug/L	08/15/97	klk
	2-Hexanone	ND	50	ug/L	08/15/97	klk
	Methylene chloride	ND	5	ug/L	08/15/97	klk
	4-Methyl-2-pentanone (MIBK)	ND	50	ug/L	08/15/97	klk
	Styrene	ND	5	ug/L	08/15/97	klk
	1,1,2,2-Tetrachloroethane	ND	5	ug/L	08/15/97	klk
	Tetrachloroethene	ND	5	ug/L	08/15/97	klk
	Toluene	ND	5	ug/L	08/15/97	klk
	1,1,1-Trichloroethane	ND	5	ug/L	08/15/97	klk
	1,1,2-Trichloroethane	ND	5	ug/L	08/15/97	klk
	Trichloroethene	ND	5	ug/L	08/15/97	klk
	Vinyl acetate	ND	50	ug/L	08/15/97	klk
	Vinyl chloride	ND	10	ug/L	08/15/97	klk
	Xylenes (total)	ND	5	ug/L	08/15/97	klk

The analytical results, opinions or interpretations contained in this report are based upon information and material supplied by the client for whose exclusive and confidential use this report has been made. The analytical results, opinions or interpretations expressed represent the best judgment of Core Laboratories. Core Laboratories, however, makes no warranty or representation, express or implied, of any type, and expressly disclaims same as to the productivity, proper operations or profitableness of any oil, gas, coal or other minerals, property, well or sand in connection with which such report is used or relied upon for any reason whatsoever. This report shall not be reproduced, in whole or in part, without the written approval of Core Laboratories.

CORE LABORATORIES

QUALITY CONTROL RESULTS

Job Number: 972209 Date: 08/29/97

CUSTOMER: Daniel B. Stephens & Associates PROJECT: ENRON ROSWELL/6033.2 ATTN: Bob Marley

Test Method.....: EPA 375.2 Batch.....: 24589 Analyst...: lmj
Method Description.: Sulfate (Automated MTB, AAII) Units.....: mg/L
Parameter.....: Sulfate (SO4)

QC	Lab ID	Reagent	QC Result	QC Result	True Value	Orig. Value	Calc. Result	*	Limits	F	Date/Time
ICL		G970113	50.79490		50.0		101.6	%	90-110		08/12/97 1721
ICB			4.49568						10		08/12/97 1722
MD	962987-41		55.81462			51.77309	7.5	R	20		08/12/97 1727
MS	962987-41	G970522A	96.37810		50.000000	51.77309	89.2	%	75-125		08/12/97 1728
MS	970111-28	G970522A	61.91558		50.000000	18.04864	87.7	%	75-125		08/12/97 1731
CCV		G970424A	116.88432		120		97.4	%	90-110		08/12/97 1739
CCB			6.60642						10		08/12/97 1740
MD	972099-2		101.26640			99.63724	1.6	R	20		08/12/97 1752
MS	972099-2	G970522A	142.45479		50.000000	99.63724	85.6	%	75-125		08/12/97 1754
CCV		G970424A	116.34045		120		97.0	%	90-110		08/12/97 1758
CCB			3.13343						10		08/12/97 1800
LCS		G970113	48.97536		50.0		98.0	%	80-120		08/12/97 1803
MD	972144-1		91.89390			95.97060	4.3	R	20		08/12/97 1813
CCV		G970424A	115.93261		120		96.6	%	90-110		08/12/97 1818
CCB			1.31037						10		08/12/97 1819
MD	972156-1		18.63592			20.54012	1.90420	A	10.00000		08/12/97 1824
MS	972156-1	G970522A	64.12575		50.000000	20.54012	87.2	%	75-125		08/12/97 1825
CCV		G970424A	119.19661		120		99.3	%	90-110		08/12/97 1837
			3.89076						10		08/12/97 1838
		G970113	52.75023		50.0		105.5	%	80-120		08/12/97 1841
MD	972205-1		103.16690			98.55100	4.6	R	20		08/12/97 1849
MS	972205-1	G970522A	141.76584		50.000000	98.55100	86.4	%	75-125		08/12/97 1850
CCV		G970424A	118.24430		120		98.5	%	90-110		08/12/97 1856
CCB			5.40151						10		08/12/97 1858
CCV		G970424A	115.25296		120		96.0	%	90-110		08/12/97 1910
CCB			9.60478						10		08/12/97 1911
LCS		G970113	49.95559		50.0		99.9	%	80-120		08/12/97 1914
CCV		G970424A	109.27589		120		91.1	%	90-110		08/12/97 1929
CCB			0.85338						10		08/12/97 1931
CCV		G970424A	117.70024		120		98.1	%	90-110		08/12/97 1947
CCB			3.89076						10		08/12/97 1949

Test Method.....: EPA 325.2 Batch.....: 24607 Analyst...: lmj
Method Description.: Chloride (Colorimetric, AA II) Units.....: mg/L
Parameter.....: Chloride

QC	Lab ID	Reagent	QC Result	QC Result	True Value	Orig. Value	Calc. Result	*	Limits	F	Date/Time
ICL		G970728A	79.06292		80.0		98.8	%	90-110		08/13/97 1015
LCS		G961204B	10.19696		10.0		102.0	%	80-120		08/13/97 1016
ICB			0.04421						0.5		08/13/97 1017
EB		EB0805	0.39063						0.5		08/13/97 1020
ED	972089-1		2.65906			3.15149	16.9	R	20		08/13/97 1022
MD	972089-2		2.58882			2.51862	2.7	R	20		08/13/97 1024
MS	972089-2	G970509A	53.99977		50.000000	2.51862	103.0	%	75-125		08/13/97 1024
CCV		G970811A	81.96566		80.0		102.5	%	90-110		08/13/97 1027
CCB			0.21733						0.5		08/13/97 1028
MD	972189-4		91.39494			92.53860	1.2	R	20		08/13/97 1031
CCV		G970811A	82.35075		80.0		102.9	%	90-110		08/13/97 1038
CCB			0.21733						0.5		08/13/97 1039
LCS		G970728A	78.62861		80.0		98.3	%	80-120		08/13/97 1041
		G970811A	79.93729		80.0		99.9	%	90-110		08/13/97 1050

* %-% REC R-RPD A-ABS Diff. D-% Diff.

The analytical results, opinions or interpretations contained in this report are based upon information and material supplied by the client for whose exclusive and confidential use this report has been made. The analytical results, opinions or interpretations expressed represent the best judgment of Core Laboratories. Core Laboratories, however, makes no warranty or representation, express or implied, of any type, and expressly disclaims same as to the productivity, proper operations or profitabeness of any oil, gas, coal or other mineral, property, well or sand in connection with which such report is used or relied upon for any reason whatsoever. This report shall not be reproduced, in whole or in part, without the written approval of Core Laboratories.

CORE LABORATORIES

QUALITY CONTROL RESULTS

Job Number: 972209 Date: 08/29/97

CUSTOMER: Daniel B. Stephens & Associates PROJECT: ENRON ROSWELL/6033.2 ATTN: Bob Marley

Test Method.....: EPA 325.2 Batch.....: 24607 Analyst...: lmj
Method Description.: Chloride (Colorimetric, AA II) Units.....: mg/L
Parameter.....: Chloride

QC	Lab ID	Reagent	QC Result	QC Result	True Value	Orig. Value	Calc. Result	*	Limits	F	Date/Time
CCB			0.18269						0.5		08/13/97 1051
CCV		G970811A	81.13652		80.0		101.4	%	90-110		08/13/97 1101
CCB			0.14806						0.5		08/13/97 1102
LCS		G970728A	81.26362		80.0		101.6	%	80-120		08/13/97 1104
MD	972205-1		1.88802			2.09797	0.20995	A	0.50000		08/13/97 1106
MS	972205-1	G970509A	54.84650		50.000000	2.09797	105.5	%	75-125		08/13/97 1106
MD	972209-1		46.71790			46.71790	0.0	R	20		08/13/97 1108
MS	972209-1	G970509A	94.43031		50.000000	46.71790	95.4	%	75-125		08/13/97 1109
CCV		G970811A	81.39088		80.0		101.7	%	90-110		08/13/97 1113
CCB			0.07882						0.5		08/13/97 1113
CCV		G970811A	80.81950		80.0		101.0	%	90-110		08/13/97 1120
CCB			0.21733						0.5		08/13/97 1121
LCS		G970728A	80.37740		80.0		100.5	%	80-120		08/13/97 1125
MS	972210-3	G970509A	98.27084		50.000000	52.66671	91.2	%	75-125		08/13/97 1127
CCV		G970811A	81.32723		80.0		101.7	%	90-110		08/13/97 1128
CCB			0.11344						0.5		08/13/97 1129

Test Method.....: EPA 160.1 Batch.....: 24668 Analyst...: lmj
Method Description.: Solids, Total Dissolved (TDS) Units.....: mg/L
Parameter.....: Solids, Total Dissolved (TDS)

QC	Lab ID	Reagent	QC Result	QC Result	True Value	Orig. Value	Calc. Result	*	Limits	F	Date/Time
MB			0						10		08/13/97 1430
LCS		G970725B	498		500		99.6	%	80-120		08/13/97 1430
MD	972172-1		23200			23000	0.9	R	20		08/13/97 1430
MD	972192-1		3430			3670	6.8	R	20		08/13/97 1430

Test Method.....: SW-846 7470 Batch.....: 24672 Analyst...: veb
Method Description.: Mercury (CVAA) Units.....: mg/L
Parameter.....: Mercury (Hg)

QC	Lab ID	Reagent	QC Result	QC Result	True Value	Orig. Value	Calc. Result	*	Limits	F	Date/Time
ICV		970701H	0.004366		0.004000		109.2	%	90-110		08/14/97 1110
ICB		08147	0.000000						0.0002		08/14/97 1112
MB		0813	0.000048						0.0002		08/14/97 1131
SB		970529M	0.004203		0.005000		84.1	%	75-125		08/14/97 1133
CCV		960930N	0.005300		0.005000		106.0	%	90-110		08/14/97 1135
CCB		08147	0.000002						0.0002		08/14/97 1137
MS	972138-3	970529M	0.005033		0.005000	0.000293	94.8	%	80-120		08/14/97 1142
MD	972144-1		0.000046			0.000066	0.000020	A	0.00020000		08/14/97 1146
MB		0813	0.000010						0.0002		08/14/97 1154
SB		970529M	0.004784		0.005000		95.7	%	75-125		08/14/97 1156
CCV		960930N	0.005324		0.005000		106.5	%	90-110		08/14/97 1201
CCB		08147	0.000001						0.0002		08/14/97 1203
MS	972170-1	970529M	0.004856		0.005000	0.000045	96.2	%	80-120		08/14/97 1205
MD	972170-8		0.000025			0.000034	0.000009	A	0.00020000		08/14/97 1222
CCV		960930N	0.005303		0.005000		106.1	%	90-110		08/14/97 1226
CCB		08147	-0.000000						0.0002		08/14/97 1228
		960930N	0.005349		0.005000		107.0	%	90-110		08/14/97 1251

* %-% REC R-RPD A-ABS Diff. D-% Diff.

The analytical results, opinions or interpretations contained in this report are based upon information and material supplied by the client for whose exclusive and confidential use this report has been made. The analytical results, opinions or interpretations expressed represent the best judgment of Core Laboratories. Core Laboratories, however, makes no warranty or representation, express or implied, of any type, and expressly disclaims same as to the productivity, proper operations or profitableness of any oil, gas, coal or other mineral property, well or sand in connection with which such report is used or relied upon for any reason whatsoever. This report shall not be reproduced, in whole or in part, without the written approval of Core Laboratories.

CORE LABORATORIES

QUALITY CONTROL RESULTS

Job Number: 972209 Date: 08/29/97

CUSTOMER: Daniel B. Stephens & Associates PROJECT: ENRON ROSWELL/6033.2 ATTN: Bob Marley

Test Method.....: SW-846 7470 Batch.....: 24672 Analyst...: veb
Method Description.: Mercury (CVAA) Units.....: mg/L
Parameter.....: Mercury (Hg)

QC	Lab ID	Reagent	QC Result	QC Result	True Value	Orig. Value	Calc. Result	*	Limits	F	Date/Time
CCB		08147	0.000003						0.0002		08/14/97 1254
CCV		960930N	0.005366		0.005000		107.3	%	90-110		08/14/97 1258
CCB		08147	0.000004						0.0002		08/14/97 1300

Test Method.....: EPA 353.2 Batch.....: 24748 Analyst...: lmj
Method Description.: Nitrogen, NO3 + NO2 (Auto Cd Red.) Units.....: mg/L
Parameter.....: Nitrate + Nitrite as N

QC	Lab ID	Reagent	QC Result	QC Result	True Value	Orig. Value	Calc. Result	*	Limits	F	Date/Time
ICL		G970502A	1.01		1.000000		101.0	%	90-110		08/14/97 1030
ICB			0.00						0.05		08/14/97 1040
MD	972243-1		0.00			0.00	0.00	A	0.05		08/14/97 1050
MS	972243-1	G961111B	0.95		1.000000	0.00	95.0	%	75-125		08/14/97 1055
MD	972215-1		1.02			1.02	0.0	R	20		08/14/97 1126
CCV		G961111B	2.01		2.000000		100.5	%	90-110		08/14/97 1131
CCB			0.00						0.05		08/14/97 1141
	972215-1	G961111B	1.96		1.000000	1.02	94.0	%	75-125		08/14/97 1146
	972209-1		0.36			0.35	2.8	R	20		08/14/97 1202
MS	972209-1	G961111B	1.31		1.000000	0.35	96.0	%	75-125		08/14/97 1207
CCV		G961111B	2.01		2.000000		100.5	%	90-110		08/14/97 1232
CCB			0.00						0.05		08/14/97 1237
LCS		G970502A	1.00		1.000000		100.0	%	80-120		08/14/97 1242
CCV		G961111B	2.04		2.000000		102.0	%	90-110		08/14/97 1328
CCB			0.00						0.05		08/14/97 1333
CCV		G961111B	2.01		2.000000		100.5	%	90-110		08/14/97 1358
CCB			0.00						0.05		08/14/97 1409
LCS		G970502A	0.99		1.000000		99.0	%	80-120		08/14/97 1414
CCV		G961111B	2.07		2.000000		103.5	%	90-110		08/14/97 1505
CCB			0.00						0.05		08/14/97 1510
CCV		G961111B	2.05		2.000000		102.5	%	90-110		08/14/97 1520
CCB			0.00						0.05		08/14/97 1530

Test Method.....: SW-846 6010A Batch.....: 24834 Analyst...: gag
Method Description.: Metals Analysis (ICAP) Units.....: mg/L
Parameter.....: Barium (Ba)

QC	Lab ID	Reagent	QC Result	QC Result	True Value	Orig. Value	Calc. Result	*	Limits	F	Date/Time
ICV		970325Y	2.07814		2.00		103.9	%	90-110		08/19/97 1052
ICB		970819Z	-0.00045						0.01		08/19/97 1118
ISB		970818T	0.50230		0.5000		100.5	%	80-120		08/19/97 1127
ISB		970818WI	1.03052		1.000		103.1	%	80-120		08/19/97 1139
MD	972161-1		0.01799			0.01814	0.00015	A	0.01000		08/19/97 1149
PDS	972161-2	970815Z	1.05466		1.000	0.01769	103.7	%	75-125		08/19/97 1155
MB		0814	0.00007						0.01		08/19/97 1202
CCV		970514Y	5.19010		5.0		103.8	%	90-110		08/19/97 1211
CCB		970819Z	0.00068						0.01		08/19/97 1215
LCS		970813H	1.04920		1.00		104.9	%	80-120		08/19/97 1217
	972192-1	970723Z	0.99354		1.000	0.01055	98.3	%	80-120		08/19/97 1241
		970514Y	5.02695		5.0		100.5	%	90-110		08/19/97 1255

* %-% REC R-RPD A-ABS Diff. D-% Diff.

The analytical results, opinions or interpretations contained in this report are based upon information and material supplied by the client for whose exclusive and confidential use this report has been made. The analytical results, opinions or interpretations expressed represent the best judgment of Core Laboratories. Core Laboratories, however, makes no warranty or representation, express or implied, of any type, and expressly disclaims same as to the productivity, proper operations or profitableness of any oil, gas, coal or other mineral property, well or sand in connection with which such report is used or relied upon for any reason whatsoever. This report shall not be reproduced, in whole or in part, without the written approval of Core Laboratories.

CORE LABORATORIES

QUALITY CONTROL RESULTS

Job Number: 972209 Date: 08/29/97

CUSTOMER: Daniel B. Stephens & Associates PROJECT: ENRON ROSWELL/6033.2 ATTN: Bob Marley

Test Method.....: SW-846 6010A Batch.....: 24834 Analyst...: gag
Method Description.: Metals Analysis (ICAP) Units.....: mg/L
Parameter.....: Barium (Ba)

QC	Lab ID	Reagent	QC Result	QC Result	True Value	Orig. Value	Calc. Result	*	Limits	F	Date/Time
CCB		970819Z	0.00135						0.01		08/19/97 1302
MD	972192-4		0.06062			0.06426	5.8	R	20		08/19/97 1418
CCV		970514Y	5.04021		5.0		100.8	%	90-110		08/19/97 1426
CCB		970819Z	0.00169						0.01		08/19/97 1432
CCV		970514Y	4.96446		5.0		99.3	%	90-110		08/19/97 1521
CCB		970819Z	-0.00007						0.01		08/19/97 1523
CCV		970514Y	4.99995		5.0		100.0	%	90-110		08/19/97 1619
CCB		970819Z	-0.00075						0.01		08/19/97 1623
MD	962987-42		-0.00075			-0.00068	0.00007	A	0.01000		08/19/97 1629
PDS	962987-42	970815Z	1.01768		1.000	-0.00068	101.8	%	75-125		08/19/97 1632
ISB		970818T	0.51437		0.5000		102.9	%	80-120		08/19/97 1711
CCV		970514Y	5.14450		5.0		102.9	%	90-110		08/19/97 1716
CCB		970819Z	-0.00045						0.01		08/19/97 1718
ISB		970818WI	1.04482		1.000		104.5	%	80-120		08/19/97 1723
CCV		970514Y	5.20226		5.0		104.0	%	90-110		08/19/97 1727
CCB		970819Z	-0.00129						0.01		08/19/97 1730

st Method.....: SW-846 6010A Batch.....: 24834 Analyst...: gag
.thod Description.: Metals Analysis (ICAP) Units.....: mg/L
Parameter.....: Cadmium (Cd)

QC	Lab ID	Reagent	QC Result	QC Result	True Value	Orig. Value	Calc. Result	*	Limits	F	Date/Time
ICV		970624W	2.07717		2.00		103.9	%	90-110		08/19/97 1043
ICB		970819Z	0.00103						0.005		08/19/97 1118
ISB		970818T	0.93134		1.000		93.1	%	80-120		08/19/97 1127
ISB		970818WI	0.98190		1.000		98.2	%	80-120		08/19/97 1139
MD	972161-1		-0.00067			0.00001	0.00068	A	0.00500		08/19/97 1149
PDS	972161-2	970815Z	0.99873		1.000	0.00072	99.8	%	75-125		08/19/97 1155
MB		0814	0.00104						0.005		08/19/97 1202
CCV		970514Y	2.55553		2.5		102.2	%	90-110		08/19/97 1211
CCB		970819Z	0.00172						0.005		08/19/97 1215
LCS		970813H	0.95164		1.00		95.2	%	80-120		08/19/97 1217
MS	972192-1	970723Z	0.93417		1.000	-0.00101	93.5	%	80-120		08/19/97 1241
CCV		970514Y	2.48896		2.5		99.6	%	90-110		08/19/97 1255
CCB		970819Z	0.00030						0.005		08/19/97 1302
MD	972192-4		-0.00061			-0.00061	0.00000	A	0.00500		08/19/97 1418
CCV		970514Y	2.51192		2.5		100.5	%	90-110		08/19/97 1426
CCB		970819Z	0.00088						0.005		08/19/97 1432
CCV		970514Y	2.33550		2.5		93.4	%	90-110		08/19/97 1521
CCB		970819Z	0.00028						0.005		08/19/97 1523
CCV		970514Y	2.33538		2.5		93.4	%	90-110		08/19/97 1619
CCB		970819Z	-0.00031						0.005		08/19/97 1623
MD	962987-42		-0.00090			-0.00060	0.00030	A	0.00500		08/19/97 1629
PDS	962987-42	970815Z	0.93649		1.000	-0.00060	93.7	%	75-125		08/19/97 1632
MB		0819	0.00000						0.005		08/19/97 1641
LCS		970353	0.94643		1.140000		83.0	%	60.2-139.5		08/19/97 1647
MS	972195-4	970815Z	0.81726		1.000	0.00314	81.4	%	80-120		08/19/97 1652
MD	972195-4		0.00133			0.00314	0.00181	A	0.00500		08/19/97 1654
ISB		970818T	0.91063		1.000		91.1	%	80-120		08/19/97 1711
CCV		970514Y	2.37521		2.5		95.0	%	90-110		08/19/97 1716
		970819Z	0.00120						0.005		08/19/97 1718

* %-% REC R-RPD A-ABS Diff. D-% Diff.

The analytical results, opinions or interpretations contained in this report are based upon information and material supplied by the client for whose exclusive and confidential use this report has been made. The analytical results, opinions or interpretations expressed represent the best judgment of Core Laboratories. Core Laboratories, however, makes no warranty or representation, express or implied, of any type, and expressly disclaims same as to the productivity, proper operations or profitableness of any oil, gas, coal or other mineral property, well or sand in connection with which such report is used or relied upon for any reason whatsoever. This report shall not be reproduced, in whole or in part, without the written approval of Core Laboratories.

CORE LABORATORIES

QUALITY CONTROL RESULTS

Job Number: 972209 Date: 08/29/97

CUSTOMER: Daniel B. Stephens & Associates PROJECT: ENRON ROSWELL/6033.2 ATTN: Bob Marley

Test Method.....: SW-846 6010A Batch.....: 24834 Analyst...: gag
Method Description.: Metals Analysis (ICAP) Units.....: mg/L
Parameter.....: Cadmium (Cd)

QC	Lab ID	Reagent	QC Result	QC Result	True Value	Orig. Value	Calc. Result	*	Limits	F	Date/Time
ISB		970818WI	0.94587		1.000		94.6	%	80-120		08/19/97 1723
CCV		970514Y	2.40302		2.5		96.1	%	90-110		08/19/97 1727
CCB		970819Z	0.00029						0.005		08/19/97 1730

Test Method.....: SW-846 6010A Batch.....: 24834 Analyst...: gag
Method Description.: Metals Analysis (ICAP) Units.....: mg/L
Parameter.....: Calcium (Ca)

QC	Lab ID	Reagent	QC Result	QC Result	True Value	Orig. Value	Calc. Result	*	Limits	F	Date/Time
ICV		970410Y	21.09988		20.000000		105.5	%	90-110		08/19/97 1116
ICB		970819Z	0.00678						0.1		08/19/97 1118
ISB		970818WI	46.14318		50.000		92.3	%	80-120		08/19/97 1139
MD	972161-1		18.97883			18.52169	2.4	R	20		08/19/97 1149
MB		0814	0.02230						0.1		08/19/97 1202
CCV		970514Y	10.78295		10.0		107.8	%	90-110		08/19/97 1211
CCB		970819Z	0.04432						0.1		08/19/97 1215
[illegible]		970813Y	21.99778		20.000000		110.0	%	80-120		08/19/97 1222
[illegible]V		970514Y	10.72948		10.0		107.3	%	90-110		08/19/97 1255
CCB		970819Z	0.03196						0.1		08/19/97 1302
CCV		970514Y	10.33202		10.0		103.3	%	90-110		08/19/97 1426
CCB		970819Z	0.00766						0.1		08/19/97 1432
CCV		970514Y	9.20658		10.0		92.1	%	90-110		08/19/97 1521
CCB		970819Z	0.02587						0.1		08/19/97 1523
CCV		970514Y	9.64521		10.0		96.5	%	90-110		08/19/97 1619
CCB		970819Z	0.02597						0.1		08/19/97 1623
MD	962987-42		2.86966			2.83452	1.2	R	20		08/19/97 1629
PDS	962987-42	970815Z	46.59464		50.000	2.83452	87.5	%	75-125		08/19/97 1632
CCV		970514Y	9.78390		10.0		97.8	%	90-110		08/19/97 1716
CCB		970819Z	0.05728						0.1		08/19/97 1718
ISB		970818WI	40.70407		50.000		81.4	%	80-120		08/19/97 1723
CCV		970514Y	9.70969		10.0		97.1	%	90-110		08/19/97 1727
CCB		970819Z	0.01943						0.1		08/19/97 1730

Test Method.....: SW-846 6010A Batch.....: 24834 Analyst...: gag
Method Description.: Metals Analysis (ICAP) Units.....: mg/L
Parameter.....: Calcium (Ca)

QC	Lab ID	Reagent	QC Result	QC Result	True Value	Orig. Value	Calc. Result	*	Limits	F	Date/Time
ICV		970410Y	198.01840		200.0		99.0	%	90-110		08/19/97 1101
ICB		970819Z	0.58971						1		08/19/97 1118
ISA		970526U	531.43719		500		106.3	%	80-120		08/19/97 1121
ISB		970818T	505.92590		500		101.2	%	80-120		08/19/97 1127
ISB		970818WI	57.57697		50.000		115.2	%	80-120		08/19/97 1139
MD	972161-1		18.09154			17.32708	4.3	R	20		08/19/97 1149
PDS	972161-2	970815Z	76.32037		50.000	14.68956	123.3	%	75-125		08/19/97 1155
MB		0814	-0.72924						1		08/19/97 1202
CCV		970701Y	255.06668		250.00		102.0	%	90-110		08/19/97 1205
CCB		970819Z	0.26301						1		08/19/97 1215
		970813Y	183.56362		200.0		91.8	%	80-120		08/19/97 1218

* %-% REC R-RPD A-ABS Diff. D-% Diff.

The analytical results, opinions or interpretations contained in this report are based upon information and material supplied by the client for whose exclusive and confidential use this report has been made. The analytical results, opinions or interpretations expressed represent the best judgment of Core Laboratories. Core Laboratories, however, makes no warranty or representation, express or implied, of any type, and expressly disclaims same as to the productivity, proper operations or profitableness of any oil, gas, coal or other mineral, property, well or sand in connection with which such report is used or relied upon for any reason whatsoever. This report shall not be reproduced, in whole or in part, without the written approval of Core Laboratories.

CORE LABORATORIES

QUALITY CONTROL RESULTS

Job Number: 972209 Date: 08/29/97

CUSTOMER: Daniel B. Stephens & Associates PROJECT: ENRON ROSWELL/6033.2 ATTN: Bob Marley

Test Method.....: SW-846 6010A Batch.....: 24834 Analyst...: gag
Method Description.: Metals Analysis (ICAP) Units.....: mg/L
Parameter.....: Calcium (Ca)

QC	Lab ID	Reagent	QC Result	QC Result	True Value	Orig. Value	Calc. Result	*	Limits	F	Date/Time
CCV		970701Y	265.77557		250.00		106.3	%	90-110		08/19/97 1250
CCB		970819Z	0.25314						1		08/19/97 1302
PDS	972192-1	970815Z	168.54373		50.000	121.06939	94.9	%	75-125		08/19/97 1309
MD	972192-4		127.65028			124.16696	2.8	R	20		08/19/97 1422
CCV		970701Y	256.69369		250.00		102.7	%	90-110		08/19/97 1424
CCB		970819Z	0.11392						1		08/19/97 1432
CCV		970701Y	266.58917		250.00		106.6	%	90-110		08/19/97 1517
CCB		970819Z	-0.58709						1		08/19/97 1523
CCV		970701Y	267.66738		250.00		107.1	%	90-110		08/19/97 1616
CCB		970819Z	-0.37381						1		08/19/97 1623
MD	962987-42		2.92348			2.48217	0.44131	A	1.00000		08/19/97 1629
PDS	962987-42	970815Z	62.03656		50.000	2.48217	119.1	%	75-125		08/19/97 1632
ISA		970526U	535.64538		500		107.1	%	80-120		08/19/97 1657
ISB		970818T	518.07946		500		103.6	%	80-120		08/19/97 1711
CCV		970701Y	257.70379		250.00		103.1	%	90-110		08/19/97 1712
CCB		970819Z	-0.21205						1		08/19/97 1718
ISB		970818WI	52.24198		50.000		104.5	%	80-120		08/19/97 1723
CCV		970701Y	248.11972		250.00		99.2	%	90-110		08/19/97 1725
		970819Z	-0.33581						1		08/19/97 1730

Test Method.....: SW-846 6010A Batch.....: 24834 Analyst...: gag
Method Description.: Metals Analysis (ICAP) Units.....: mg/L
Parameter.....: Chromium (Cr)

QC	Lab ID	Reagent	QC Result	QC Result	True Value	Orig. Value	Calc. Result	*	Limits	F	Date/Time
ICV		970624W	2.10284		2.00		105.1	%	90-110		08/19/97 1043
ICB		970819Z	0.00164						0.01		08/19/97 1118
ISB		970818T	0.48679		0.5000		97.4	%	80-120		08/19/97 1127
ISA		970716W	102.22114		100.00		102.2	%	80-120		08/19/97 1133
ISB		970818WI	95.78208		101.00		94.8	%	80-120		08/19/97 1139
MD	972161-1		0.00325			0.00512	0.00187	A	0.01000		08/19/97 1149
PDS	972161-2	970815Z	1.01311		1.000	-0.00001	101.3	%	75-125		08/19/97 1155
MB		0814	0.00186						0.01		08/19/97 1202
CCV		970514Y	2.60747		2.5		104.3	%	90-110		08/19/97 1211
CCB		970819Z	0.00000						0.01		08/19/97 1215
LCS		970813H	1.03478		1.00		103.5	%	80-120		08/19/97 1217
MS	972192-1	970723Z	0.93012		1.000	0.00268	92.7	%	80-120		08/19/97 1241
CCV		970514Y	2.52453		2.5		101.0	%	90-110		08/19/97 1255
CCB		970819Z	0.00062						0.01		08/19/97 1302
MD	972192-4		0.00157			-0.00254	0.00411	A	0.01000		08/19/97 1418
CCV		970514Y	2.53347		2.5		101.3	%	90-110		08/19/97 1426
CCB		970819Z	-0.00039						0.01		08/19/97 1432
CCV		970514Y	2.38602		2.5		95.4	%	90-110		08/19/97 1521
CCB		970819Z	-0.00019						0.01		08/19/97 1523
CCV		970514Y	2.39411		2.5		95.8	%	90-110		08/19/97 1619
CCB		970819Z	-0.00168						0.01		08/19/97 1623
MD	962987-42		-0.00229			-0.00250	0.00021	A	0.01000		08/19/97 1629
PDS	962987-42	970815Z	0.95029		1.000	-0.00250	95.3	%	75-125		08/19/97 1632
ISB		970818T	0.47362		0.5000		94.7	%	80-120		08/19/97 1711
CCV		970514Y	2.46656		2.5		98.7	%	90-110		08/19/97 1716
		970819Z	0.00170						0.01		08/19/97 1718

* %-% REC R-RPD A-ABS Diff. D-% Diff.

The analytical results, opinions or interpretations contained in this report are based upon information and material supplied by the client for whose exclusive and confidential use this report has been made. The analytical results, opinions or interpretations expressed represent the best judgment of Core Laboratories. Core Laboratories, however, makes no warranty or representation, express or implied, of any kind, and expressly disclaims same as to the productivity, proper operations or profitableness of any oil, gas, coal or other mineral property, well or sand in connection with which such report is used or relied upon for any reason whatsoever. This report shall not be reproduced, in whole or in part, without the written approval of Core Laboratories.

CORE LABORATORIES

QUALITY CONTROL RESULTS

Job Number: 972209 Date: 08/29/97

CUSTOMER: Daniel B. Stephens & Associates PROJECT: ENRON ROSWELL/6033.2 ATTN: Bob Marley

Test Method.....: SW-846 6010A Batch.....: 24834 Analyst...: gag
Method Description.: Metals Analysis (ICAP) Units.....: mg/L
Parameter.....: Chromium (Cr)

QC	Lab ID	Reagent	QC Result	QC Result	True Value	Orig. Value	Calc. Result	*	Limits	F	Date/Time
ISA		970716W	98.77896		100.00		98.8	%	80-120		08/19/97 1720
ISB		970818WI	92.64364		101.00		91.7	%	80-120		08/19/97 1723
CCV		970514Y	2.52243		2.5		100.9	%	90-110		08/19/97 1727
CCB		970819Z	0.00466						0.01		08/19/97 1730

Test Method.....: SW-846 6010A Batch.....: 24834 Analyst...: gag
Method Description.: Metals Analysis (ICAP) Units.....: mg/L
Parameter.....: Copper (Cu)

QC	Lab ID	Reagent	QC Result	QC Result	True Value	Orig. Value	Calc. Result	*	Limits	F	Date/Time
ICV		970624W	2.07240		2.00		103.6	%	90-110		08/19/97 1043
ICB		970819Z	-0.00113						0.01		08/19/97 1118
ISB		970818T	0.48465		0.5000		96.9	%	80-120		08/19/97 1127
ISA		970716W	103.23718		100.00		103.2	%	80-120		08/19/97 1133
ISB		970818WI	97.00896		101.00		96.0	%	80-120		08/19/97 1139
MD	972161-1		0.00747			0.01161	0.00414	A	0.01000		08/19/97 1149
	972161-2	970815Z	1.01139		1.000	0.00672	100.5	%	75-125		08/19/97 1155
		0814	0.00339						0.01		08/19/97 1202
CCV		970514Y	2.54946		2.5		102.0	%	90-110		08/19/97 1211
CCB		970819Z	-0.00113						0.01		08/19/97 1215
LCS		970813H	1.01985		1.000		102.0	%	80-120		08/19/97 1217
MS	972192-1	970723Z	0.95017		1.000	0.00044	95.0	%	80-120		08/19/97 1241
CCV		970514Y	2.48236		2.5		99.3	%	90-110		08/19/97 1255
CCB		970819Z	0.00067						0.01		08/19/97 1302
MD	972192-4		0.00933			0.00684	0.00249	A	0.01000		08/19/97 1418
CCV		970514Y	2.48419		2.5		99.4	%	90-110		08/19/97 1426
CCB		970819Z	-0.00068						0.01		08/19/97 1432
CCV		970514Y	2.42951		2.5		97.2	%	90-110		08/19/97 1521
CCB		970819Z	-0.00111						0.01		08/19/97 1523
CCV		970514Y	2.43736		2.5		97.5	%	90-110		08/19/97 1619
CCB		970819Z	-0.00185						0.01		08/19/97 1623
MD	962987-42		-0.00076			-0.00038	0.00038	A	0.01000		08/19/97 1629
PDS	962987-42	970815Z	0.97743		1.000	-0.00038	97.8	%	75-125		08/19/97 1632
ISB		970818T	0.48847		0.5000		97.7	%	80-120		08/19/97 1711
CCV		970514Y	2.49433		2.5		99.8	%	90-110		08/19/97 1716
CCB		970819Z	-0.00111						0.01		08/19/97 1718
ISA		970716W	103.25961		100.00		103.3	%	80-120		08/19/97 1720
ISB		970818WI	97.26075		101.00		96.3	%	80-120		08/19/97 1723
CCV		970514Y	2.55022		2.5		102.0	%	90-110		08/19/97 1727
CCB		970819Z	0.00484						0.01		08/19/97 1730

Test Method.....: SW-846 6010A Batch.....: 24834 Analyst...: gag
Method Description.: Metals Analysis (ICAP) Units.....: mg/L
Parameter.....: Iron (Fe)

QC	Lab ID	Reagent	QC Result	QC Result	True Value	Orig. Value	Calc. Result	*	Limits	F	Date/Time
ICV		970624W	2.12746		2.00		106.4	%	90-110		08/19/97 1043
ICB		970819Z	-0.00797						0.03		08/19/97 1118
		970526U	186.25653		200		93.1	%	80-120		08/19/97 1121

* %-% REC R-RPD A-ABS Diff. D-% Diff.

The analytical results, opinions or interpretations contained in this report are based upon information and material supplied by the client for whose exclusive and confidential use this report has been made. The analytical results, opinions or interpretations expressed represent the best judgment of Core Laboratories. Core Laboratories, however, makes no warranty or representation, express or implied, of any type, and expressly disclaims same as to the productivity, proper operations or profitableness of any oil, gas, coal or other mineral, property, well or sand in connection with which such report is used or relied upon for any reason whatsoever. This report shall not be reproduced, in whole or in part, without the written approval of Core Laboratories.

CORE LABORATORIES

QUALITY CONTROL RESULTS

Job Number: 972209 Date: 08/29/97

CUSTOMER: Daniel B. Stephens & Associates PROJECT: ENRON ROSWELL/6033.2 ATTN: Bob Marley

Test Method.....: SW-846 6010A Batch.....: 24834 Analyst...: gag
Method Description.: Metals Analysis (ICAP) Units.....: mg/L
Parameter.....: Iron (Fe)

QC	Lab ID	Reagent	QC Result	QC Result	True Value	Orig. Value	Calc. Result	*	Limits	F	Date/Time
ISB		970818T	176.58843		200		88.3	%	80-120		08/19/97 1127
ISB		970818WI	2.06703		2.0000		103.4	%	80-120		08/19/97 1139
MD	972161-1		0.01245			0.02773	0.01528	A	0.03000		08/19/97 1149
PDS	972161-2	970815Z	2.07876		2.0000	0.01267	103.3	%	75-125		08/19/97 1155
MB		0814	0.00427						0.03		08/19/97 1202
CCV		970514Y	10.49149		10.0		104.9	%	90-110		08/19/97 1211
CCB		970819Z	-0.00814						0.03		08/19/97 1215
LCS		970813H	1.05423		1.0000		105.4	%	80-120		08/19/97 1217
MS	972192-1	970723Z	2.42629		2.0000	0.52405	95.1	%	80-120		08/19/97 1241
CCV		970514Y	10.19272		10.0		101.9	%	90-110		08/19/97 1255
CCB		970819Z	-0.00481						0.03		08/19/97 1302
MD	972192-4		0.49956			0.53778	7.4	R	20		08/19/97 1418
CCV		970514Y	10.23035		10.0		102.3	%	90-110		08/19/97 1426
CCB		970819Z	0.00255						0.03		08/19/97 1432
CCV		970514Y	9.75639		10.0		97.6	%	90-110		08/19/97 1521
CCB		970819Z	-0.00092						0.03		08/19/97 1523
CCV		970514Y	9.79500		10.0		98.0	%	90-110		08/19/97 1619
CCB		970819Z	-0.00174						0.03		08/19/97 1623
	962987-42		-0.00122			0.00223	0.00345	A	0.03000		08/19/97 1629
S	962987-42	970815Z	1.96494		2.0000	0.00223	98.1	%	75-125		08/19/97 1632
ISA		970526U	182.99392		200		91.5	%	80-120		08/19/97 1657
ISB		970818T	176.83053		200		88.4	%	80-120		08/19/97 1711
CCV		970514Y	10.14097		10.0		101.4	%	90-110		08/19/97 1716
CCB		970819Z	0.00532						0.03		08/19/97 1718
ISB		970818WI	2.04240		2.0000		102.1	%	80-120		08/19/97 1723
CCV		970514Y	10.22117		10.0		102.2	%	90-110		08/19/97 1727
CCB		970819Z	-0.00328						0.03		08/19/97 1730

Test Method.....: SW-846 6010A Batch.....: 24834 Analyst...: gag
Method Description.: Metals Analysis (ICAP) Units.....: mg/L
Parameter.....: Magnesium (Mg)

QC	Lab ID	Reagent	QC Result	QC Result	True Value	Orig. Value	Calc. Result	*	Limits	F	Date/Time
ICV		970410Y	21.28544		20.000000		106.4	%	90-110		08/19/97 1116
ICB		970819Z	0.00644						0.1		08/19/97 1118
ISB		970818WI	51.45915		50.000		102.9	%	80-120		08/19/97 1139
MD	972161-1		1.54954			1.51558	2.2	R	20		08/19/97 1149
MB		0814	0.00734						0.1		08/19/97 1202
CCV		970514Y	26.63590		25.0		106.5	%	90-110		08/19/97 1211
CCB		970819Z	0.00788						0.1		08/19/97 1215
LCS		970813Y	22.23464		20.000000		111.2	%	80-120		08/19/97 1222
CCV		970514Y	26.16419		25.0		104.7	%	90-110		08/19/97 1255
CCB		970819Z	0.02368						0.1		08/19/97 1302
MD	972192-4		28.31531			27.39649	3.3	R	20		08/19/97 1422
CCV		970514Y	26.80142		25.0		107.2	%	90-110		08/19/97 1426
CCB		970819Z	0.00738						0.1		08/19/97 1432
CCV		970514Y	24.23256		25.0		96.9	%	90-110		08/19/97 1521
CCB		970819Z	0.03275						0.1		08/19/97 1523
CCV		970514Y	24.73991		25.0		99.0	%	90-110		08/19/97 1619
CCB		970819Z	0.03050						0.1		08/19/97 1623
	962987-42		0.03838			0.04416	0.00578	A	0.10000		08/19/97 1629

* %-% REC R-RPD A-ABS Diff. D-% Diff.

The analytical results, opinions or interpretations contained in this report are based upon information and material supplied by the client for whose exclusive and confidential use this report has been made. The analytical results, opinions or interpretations expressed represent the best judgment of Core Laboratories. Core Laboratories, however, makes no warranty or representation, express or implied, of any type, and expressly disclaims same as to the productivity, proper operations or profitabiliness of any oil, gas, coal or other mineral, property, well or sand in connection with which such report is used or relied upon for any reason whatsoever. This report shall not be reproduced, in whole or in part, without the written approval of Core Laboratories.

CORE LABORATORIES

QUALITY CONTROL RESULTS

Job Number: 972209 Date: 08/29/97

CUSTOMER: Daniel B. Stephens & Associates PROJECT: ENRON ROSWELL/6033.2 ATTN: Bob Marley

Test Method.....: SW-846 6010A Batch.....: 24834 Analyst...: gag
Method Description.: Metals Analysis (ICAP) Units.....: mg/L
Parameter.....: Magnesium (Mg)

QC	Lab ID	Reagent	QC Result	QC Result	True Value	Orig. Value	Calc. Result	*	Limits	F	Date/Time
PDS	962987-42	970815Z	48.68224		50.000	0.04416	97.3	%	75-125		08/19/97 1632
CCV		970514Y	24.98120		25.0		99.9	%	90-110		08/19/97 1716
CCB		970819Z	0.01766						0.1		08/19/97 1718
ISB		970818WI	49.34955		50.000		98.7	%	80-120		08/19/97 1723
CCV		970514Y	25.48310		25.0		101.9	%	90-110		08/19/97 1727
CCB		970819Z	0.02272						0.1		08/19/97 1730

Test Method.....: SW-846 6010A Batch.....: 24834 Analyst...: gag
Method Description.: Metals Analysis (ICAP) Units.....: mg/L
Parameter.....: Magnesium (Mg)

QC	Lab ID	Reagent	QC Result	QC Result	True Value	Orig. Value	Calc. Result	*	Limits	F	Date/Time
ICV		970410Y	198.38803		200.0		99.2	%	90-110		08/19/97 1101
ICB		970819Z	0.05098						0.5		08/19/97 1118
ISA		970526U	523.36486		500		104.7	%	80-120		08/19/97 1121
[illegible]		970818T	492.62744		500		98.5	%	80-120		08/19/97 1127
		970818WI	51.17754		50.000		102.4	%	80-120		08/19/97 1139
[illegible]	972161-1		1.68361			1.64155	0.04206	A	0.50000		08/19/97 1149
PDS	972161-2	970815Z	55.86873		50.000	1.80949	108.1	%	75-125		08/19/97 1155
MB		0814	-0.22016						0.5		08/19/97 1202
CCV		970701Y	258.45434		250.00		103.4	%	90-110		08/19/97 1205
CCB		970819Z	0.05135						0.5		08/19/97 1215
LCS		970813Y	202.39857		200.0		101.2	%	80-120		08/19/97 1218
MS	972192-1	970723Z	173.75640		50.000	123.02994	101.5	%	80-120		08/19/97 1241
CCV		970701Y	258.09606		250.00		103.2	%	90-110		08/19/97 1250
CCB		970819Z	0.11726						0.5		08/19/97 1302
PDS	972192-1	970815Z	75.26054		50.000	26.14398	98.2	%	75-125		08/19/97 1309
MD	972192-4		136.98643			144.04684	5.0	R	20		08/19/97 1418
CCV		970701Y	247.28314		250.00		98.9	%	90-110		08/19/97 1424
CCB		970819Z	0.01174						0.5		08/19/97 1432
CCV		970701Y	251.20773		250.00		100.5	%	90-110		08/19/97 1517
CCB		970819Z	0.44857						0.5		08/19/97 1523
CCV		970701Y	258.92480		250.00		103.6	%	90-110		08/19/97 1616
CCB		970819Z	0.25806						0.5		08/19/97 1623
MD	962987-42		0.31460			0.29969	0.01491	A	0.50000		08/19/97 1629
PDS	962987-42	970815Z	54.67818		50.000	0.29969	108.8	%	75-125		08/19/97 1632
ISA		970526U	546.60375		500		109.3	%	80-120		08/19/97 1657
ISB		970818T	521.29852		500		104.3	%	80-120		08/19/97 1711
CCV		970701Y	268.80871		250.00		107.5	%	90-110		08/19/97 1712
CCB		970819Z	0.31260						0.5		08/19/97 1718
ISB		970818WI	54.27978		50.000		108.6	%	80-120		08/19/97 1723
CCV		970701Y	262.21234		250.00		104.9	%	90-110		08/19/97 1725
CCB		970819Z	0.32136						0.5		08/19/97 1730

* %-% REC R-RPD A-ABS Diff. D-% Diff.

The analytical results, opinions or interpretations contained in this report are based upon information and material supplied by the client for whose exclusive and confidential use this report has been made. The analytical results, opinions or interpretations expressed represent the best judgment of Core Laboratories. Core Laboratories, however, makes no warranty or representation, express or implied, of any type, and expressly disclaims same as to the productivity, proper operations or profitableness of any oil, gas, coal or other mineral, property, well or sand in connection with which such report is used or relied upon for any reason whatsoever. This report shall not be reproduced, in whole or in part, without the written approval of Core Laboratories.

CORE LABORATORIES

QUALITY CONTROL RESULTS

Job Number: 972209 Date: 08/29/97

CUSTOMER: Daniel B. Stephens & Associates PROJECT: ENRON ROSWELL/6033.2 ATTN: Bob Marley

Test Method.....: SW-846 6010A Batch.....: 24834 Analyst...: gag
Method Description.: Metals Analysis (ICAP) Units.....: mg/L
Parameter.....: Manganese (Mn)

QC	Lab ID	Reagent	QC Result	QC Result	True Value	Orig. Value	Calc. Result	*	Limits	F	Date/Time
ICV		970624W	2.13972		2.00		107.0	%	90-110		08/19/97 1043
ICB		970819Z	-0.00264						0.01		08/19/97 1118
ISB		970818T	0.45827		0.5000		91.7	%	80-120		08/19/97 1127
ISA		970716W	111.45325		100.00		111.5	%	80-120		08/19/97 1133
ISB		970818WI	104.82897		101.00		103.8	%	80-120		08/19/97 1139
MD	972161-1		0.00524			0.00763	0.00239	A	0.01000		08/19/97 1149
PDS	972161-2	970815Z	0.98692		1.000	0.00283	98.4	%	75-125		08/19/97 1155
MB		0814	0.00053						0.01		08/19/97 1202
CCV		970514Y	5.25065		5.0		105.0	%	90-110		08/19/97 1211
CCB		970819Z	0.00132						0.01		08/19/97 1215
LCS		970813H	1.00086		1.00		100.1	%	80-120		08/19/97 1217
MS	972192-1	970723Z	1.29396		1.000	0.27251	102.1	%	80-120		08/19/97 1241
CCV		970514Y	5.05438		5.0		101.1	%	90-110		08/19/97 1255
CCB		970819Z	0.00081						0.01		08/19/97 1302
MD	972192-4		0.05783			0.06052	4.5	R	20		08/19/97 1418
CCV		970514Y	5.12874		5.0		102.6	%	90-110		08/19/97 1426
CCB		970819Z	0.00136						0.01		08/19/97 1432
[illegible]		970514Y	4.80970		5.0		96.2	%	90-110		08/19/97 1521
		970819Z	0.00046						0.01		08/19/97 1523
[illegible]		970514Y	4.83119		5.0		96.6	%	90-110		08/19/97 1619
CCB		970819Z	-0.00085						0.01		08/19/97 1623
MD	962987-42		0.00783			0.00771	0.00012	A	0.01000		08/19/97 1629
PDS	962987-42	970815Z	0.93079		1.000	0.00771	92.3	%	75-125		08/19/97 1632
ISB		970818T	0.43682		0.5000		87.4	%	80-120		08/19/97 1711
CCV		970514Y	4.98533		5.0		99.7	%	90-110		08/19/97 1716
CCB		970819Z	-0.00012						0.01		08/19/97 1718
ISA		970716W	106.74633		100.00		106.7	%	80-120		08/19/97 1720
ISB		970818WI	99.97067		101.00		99.0	%	80-120		08/19/97 1723
CCV		970514Y	5.00404		5.0		100.1	%	90-110		08/19/97 1727
CCB		970819Z	0.00191						0.01		08/19/97 1730

Test Method.....: SW-846 6010A Batch.....: 24834 Analyst...: gag
Method Description.: Metals Analysis (ICAP) Units.....: mg/L
Parameter.....: Potassium (K)

QC	Lab ID	Reagent	QC Result	QC Result	True Value	Orig. Value	Calc. Result	*	Limits	F	Date/Time
ICV		970410Y	90.80561		100.0		90.8	%	90-110		08/19/97 1101
ICB		970819Z	-1.24592						5		08/19/97 1118
ISB		970818T	9.04433		10.000		90.4	%	80-120		08/19/97 1127
ISB		970818WI	49.88145		50.000		99.8	%	80-120		08/19/97 1139
MD	972161-1		-4.64355			-4.61336	0.03019	A	5.00000		08/19/97 1149
PDS	972161-2	970815Z	47.76643		50.000	-4.03555	103.6	%	75-125		08/19/97 1155
MB		0814	-0.83762						5		08/19/97 1202
CCV		970701Y	267.02990		250.00		106.8	%	90-110		08/19/97 1205
CCB		970819Z	0.21695						5		08/19/97 1215
LCS		970813Y	93.65792		100.0		93.7	%	80-120		08/19/97 1218
MS	972192-1	970723Z	54.85195		50.000	-1.75567	113.2	%	80-120		08/19/97 1241
CCV		970701Y	261.26562		250.00		104.5	%	90-110		08/19/97 1250
CCB		970819Z	0.15790						5		08/19/97 1302
	972192-4		11.05006			2.39111	8.65895	A	5.00000	*	08/19/97 1418
		970701Y	254.00822		250.00		101.6	%	90-110		08/19/97 1424

* %-% REC R-RPD A-ABS Diff. D-% Diff.

The analytical results, opinions or interpretations contained in this report are based upon information and material supplied by the client for whose exclusive and confidential use this report has been made. The analytical results, opinions or interpretations expressed represent the best judgment of Core Laboratories. Core Laboratories, however, makes no warranty or representation, express or implied, of any type, and expressly disclaims same as to the productivity, proper operations or profitabiness of any oil, gas, coal or other mineral property, well or sand in connection with which such report is used or relied upon for any reason whatsoever. This report shall not be reproduced, in whole or in part, without the written approval of Core Laboratories.

CORE LABORATORIES

QUALITY CONTROL RESULTS

Job Number: 972209 Date: 08/29/97

CUSTOMER: Daniel B. Stephens & Associates PROJECT: ENRON ROSWELL/6033.2 ATTN: Bob Marley

Test Method.....: SW-846 6010A Batch.....: 24834 Analyst...: gag
Method Description.: Metals Analysis (ICAP) Units.....: mg/L
Parameter.....: Potassium (K)

QC	Lab ID	Reagent	QC Result	QC Result	True Value	Orig. Value	Calc. Result	*	Limits	F	Date/Time
CCB		970819Z	0.26630						5		08/19/97 1432
CCV		970701Y	255.88015		250.00		102.4	%	90-110		08/19/97 1517
CCB		970819Z	-1.43804						5		08/19/97 1523
CCV		970701Y	248.02938		250.00		99.2	%	90-110		08/19/97 1616
CCB		970819Z	-0.08327						5		08/19/97 1623
MD	962987-42		0.38501			-0.17356	0.55857	A	5.00000		08/19/97 1629
PDS	962987-42	970815Z	49.80201		50.000	-0.17356	100.0	%	75-125		08/19/97 1632
ISB		970818T	10.19635		10.000		102.0	%	80-120		08/19/97 1711
CCV		970701Y	264.98797		250.00		106.0	%	90-110		08/19/97 1712
CCB		970819Z	-0.51957						5		08/19/97 1718
ISB		970818WI	51.46138		50.000		102.9	%	80-120		08/19/97 1723
CCV		970701Y	253.97488		250.00		101.6	%	90-110		08/19/97 1725
CCB		970819Z	-0.06746						5		08/19/97 1730

Test Method.....: SW-846 6010A Batch.....: 24834 Analyst...: gag
Method Description.: Metals Analysis (ICAP) Units.....: mg/L
Parameter.....: Silver (Ag)

	Lab ID	Reagent	QC Result	QC Result	True Value	Orig. Value	Calc. Result	*	Limits	F	Date/Time
ICV		970325Y	2.07936		2.00		104.0	%	90-110		08/19/97 1052
ICB		970819Z	0.00046						0.01		08/19/97 1118
ISB		970818T	0.90964		1.000		91.0	%	80-120		08/19/97 1127
ISB		970818WI	0.98087		1.000		98.1	%	80-120		08/19/97 1139
MD	972161-1		0.00223			0.00131	0.00092	A	0.01000		08/19/97 1149
PDS	972161-2	970815Z	0.97532		1.000	-0.00012	97.5	%	75-125		08/19/97 1155
MB		0814	0.00279						0.01		08/19/97 1202
CCV		970701Y	2.44711		2.500		97.9	%	90-110		08/19/97 1205
CCB		970819Z	0.00093						0.01		08/19/97 1215
LCS		970813H	0.98301		1.00		98.3	%	80-120		08/19/97 1217
MS	972192-1	970723Z	0.93510		1.000	0.00258	93.3	%	80-120		08/19/97 1241
CCV		970701Y	2.65667		2.500		106.3	%	90-110		08/19/97 1250
CCB		970819Z	-0.00042						0.01		08/19/97 1302
MD	972192-4		0.00556			0.00025	0.00531	A	0.01000		08/19/97 1418
CCV		970701Y	2.33701		2.500		93.5	%	90-110		08/19/97 1424
CCB		970819Z	0.00230						0.01		08/19/97 1432
CCV		970701Y	2.27406		2.500		91.0	%	90-110		08/19/97 1517
CCB		970819Z	0.00200						0.01		08/19/97 1523
CCV		970701Y	2.33730		2.500		93.5	%	90-110		08/19/97 1616
CCB		970819Z	-0.00112						0.01		08/19/97 1623
MD	962987-42		-0.00221			-0.00468	0.00247	A	0.01000		08/19/97 1629
PDS	962987-42	970815Z	0.98283		1.000	-0.00468	98.8	%	75-125		08/19/97 1632
ISB		970818T	0.86974		1.000		87.0	%	80-120		08/19/97 1711
CCV		970701Y	2.63484		2.500		105.4	%	90-110		08/19/97 1712
CCB		970819Z	-0.00066						0.01		08/19/97 1718
ISB		970818WI	0.93486		1.000		93.5	%	80-120		08/19/97 1723
CCV		970701Y	2.37967		2.500		95.2	%	90-110		08/19/97 1725
CCB		970819Z	-0.00088						0.01		08/19/97 1730

* %-% REC R-RPD A-ABS Diff. D-% Diff.

The analytical results, opinions or interpretations contained in this report are based upon information and material supplied by the client for whose exclusive and confidential use this report has been made. The analytical results, opinions or interpretations expressed represent the best judgment of Core Laboratories. Core Laboratories, however, makes no warranty or representation, express or implied, of any type, and expressly disclaims same as to the productivity, proper operations or profitableness of any oil, gas, coal or other mineral, property, well or sand in connection with which such report is used or relied upon for any reason whatsoever. This report shall not be reproduced, in whole or in part, without the written approval of Core Laboratories.

CORE LABORATORIES

QUALITY CONTROL RESULTS

Job Number: 972209 Date: 08/29/97

CUSTOMER: Daniel B. Stephens & Associates PROJECT: ENRON ROSWELL/6033.2 ATTN: Bob Marley

Test Method.....: SW-846 6010A Batch.....: 24834 Analyst...: gag
Method Description.: Metals Analysis (ICAP) Units.....: mg/L
Parameter.....: Sodium (Na)

QC	Lab ID	Reagent	QC Result	QC Result	True Value	Orig. Value	Calc. Result	*	Limits	F	Date/Time
ICV		970410Y	20.69092		20.000000		103.5	%	90-110		08/19/97 1116
ICB		970819Z	0.01916						1		08/19/97 1118
ISB		970818WI	51.20757		50.000		102.4	%	80-120		08/19/97 1139
MD	972161-1		5.94792			5.76509	3.1	R	20		08/19/97 1149
PDS	972161-2	970815Z	60.44646		50.000	7.68039	105.5	%	75-125		08/19/97 1155
MB		0814	-0.10616						1		08/19/97 1202
CCV		970514Y	50.96871		50.0		101.9	%	90-110		08/19/97 1211
CCB		970819Z	0.04128						1		08/19/97 1215
LCS		970813Y	22.00613		20.000000		110.0	%	80-120		08/19/97 1222
CCV		970514Y	52.29571		50.0		104.6	%	90-110		08/19/97 1255
CCB		970819Z	0.09090						1		08/19/97 1302
PDS	972192-1	970815Z	95.28271		50.000	47.27773	96.0	%	75-125		08/19/97 1309
MD	972192-4		39.59414			38.35363	3.2	R	20		08/19/97 1422
CCV		970514Y	52.19781		50.0		104.4	%	90-110		08/19/97 1426
CCB		970819Z	0.02801						1		08/19/97 1432
CCV		970514Y	46.35133		50.0		92.7	%	90-110		08/19/97 1521
CCB		970819Z	0.30533						1		08/19/97 1523
CCV		970514Y	47.66793		50.0		95.3	%	90-110		08/19/97 1619
[illegible]		970819Z	0.19048						1		08/19/97 1623
[illegible]	962987-42		0.17087			0.15547	0.01540	A	1.00000		08/19/97 1629
PDS	962987-42	970815Z	48.17356		50.000	0.15547	96.0	%	75-125		08/19/97 1632
CCV		970514Y	47.50266		50.0		95.0	%	90-110		08/19/97 1716
CCB		970819Z	0.16107						1		08/19/97 1718
ISB		970818WI	49.03215		50.000		98.1	%	80-120		08/19/97 1723
CCV		970514Y	48.66378		50.0		97.3	%	90-110		08/19/97 1727
CCB		970819Z	0.21149						1		08/19/97 1730

Test Method.....: SW-846 6010A Batch.....: 24834 Analyst...: gag
Method Description.: Metals Analysis (ICAP) Units.....: mg/L
Parameter.....: Sodium (Na)

QC	Lab ID	Reagent	QC Result	QC Result	True Value	Orig. Value	Calc. Result	*	Limits	F	Date/Time
ICV		970410Y	204.69528		200.0		102.3	%	90-110		08/19/97 1101
ICB		970819Z	2.62239						5		08/19/97 1118
ISA		970526U	457.22903		500		91.4	%	80-120		08/19/97 1121
ISB		970818T	433.44177		500		86.7	%	80-120		08/19/97 1127
MD	972161-1		4.34440			4.99543	0.65103	A	5.00000		08/19/97 1149
PDS	972161-2	970815Z	63.94431		50.000	6.97081	113.9	%	75-125		08/19/97 1155
MB		0814	-1.97385						5		08/19/97 1202
CCV		970701Y	525.76397		500.		105.2	%	90-110		08/19/97 1205
CCB		970819Z	0.81390						5		08/19/97 1215
LCS		970813Y	206.51757		200.0		103.3	%	80-120		08/19/97 1218
MS	972192-1	970723Z	307.44006		50.000	244.34954	126.2	%	80-120		08/19/97 1241
CCV		970701Y	520.53991		500.		104.1	%	90-110		08/19/97 1250
CCB		970819Z	0.75972						5		08/19/97 1302
MD	972192-4		234.39205			224.65086	4.2	R	20		08/19/97 1418
CCV		970701Y	511.34152		500.		102.3	%	90-110		08/19/97 1424
CCB		970819Z	-0.12008						5		08/19/97 1432
CCV		970701Y	504.45269		500.		100.9	%	90-110		08/19/97 1517
CCB		970819Z	-1.93272						5		08/19/97 1523
		970701Y	489.93267		500.		98.0	%	90-110		08/19/97 1616

* %-% REC R-RPD A-ABS Diff. D-% Diff.

The analytical results, opinions or interpretations contained in this report are based upon information and material supplied by the client for whose exclusive and confidential use this report has been made. The analytical results, opinions or interpretations expressed represent the best judgment of Core Laboratories. Core Laboratories, however, makes no warranty or representation, express or implied, of any type, and expressly disclaims same as to the productivity, proper operations or profitabilness of any oil, gas, coal or other mineral property, well or sand in connection with which such report is used or relied upon for any reason whatsoever. This report shall not be reproduced, in whole or in part, without the written approval of Core Laboratories.

CORE LABORATORIES

QUALITY CONTROL RESULTS

Job Number: 972209 Date: 08/29/97

CUSTOMER: Daniel B. Stephens & Associates PROJECT: ENRON ROSWELL/6033.2 ATTN: Bob Marley

Test Method.....: SW-846 6010A Batch.....: 24834 Analyst...: gag
Method Description.: Metals Analysis (ICAP) Units.....: mg/L
Parameter.....: Sodium (Na)

QC	Lab ID	Reagent	QC Result	QC Result	True Value	Orig. Value	Calc. Result	*	Limits	F	Date/Time
CCB		970819Z	-0.43675						5		08/19/97 1623
MD	962987-42		0.71978			-1.76664	2.48642	A	5.00000		08/19/97 1629
PDS	962987-42	970815Z	55.34268		50.000	-1.76664	114.2	%	75-125		08/19/97 1632
ISA		970526U	470.64227		500		94.1	%	80-120		08/19/97 1657
ISB		970818T	448.97149		500		89.8	%	80-120		08/19/97 1711
CCV		970701Y	523.72381		500.		104.7	%	90-110		08/19/97 1712
CCB		970819Z	-1.23483						5		08/19/97 1718
CCV		970701Y	501.88534		500.		100.4	%	90-110		08/19/97 1725
CCB		970819Z	-0.80880						5		08/19/97 1730

Test Method.....: SW-846 6010A Batch.....: 24834 Analyst...: gag
Method Description.: Metals Analysis (ICAP) Units.....: mg/L
Parameter.....: Zinc (Zn)

QC	Lab ID	Reagent	QC Result	QC Result	True Value	Orig. Value	Calc. Result	*	Limits	F	Date/Time
[illegible]		970624W	2.09870		2.00		104.9	%	90-110		08/19/97 1043
		970819Z	-0.00039						0.01		08/19/97 1118
[illegible]		970818T	0.95162		1.000		95.2	%	80-120		08/19/97 1127
ISB		970818WI	1.01218		1.000		101.2	%	80-120		08/19/97 1139
MD	972161-1		0.00248			0.00209	0.00039	A	0.01000		08/19/97 1149
PDS	972161-2	970815Z	1.02578		1.000	0.00208	102.4	%	75-125		08/19/97 1155
MB		0814	0.00416						0.01		08/19/97 1202
CCV		970514Y	2.59679		2.5		103.9	%	90-110		08/19/97 1211
CCB		970819Z	0.00165						0.01		08/19/97 1215
LCS		970813H	0.97727		1.00		97.7	%	80-120		08/19/97 1217
MS	972192-1	970723Z	0.94482		1.000	0.01093	93.4	%	80-120		08/19/97 1241
CCV		970514Y	2.51032		2.5		100.4	%	90-110		08/19/97 1255
CCB		970819Z	0.00075						0.01		08/19/97 1302
MD	972192-4		0.02249			0.02610	0.00361	A	0.01000		08/19/97 1418
CCV		970514Y	2.52077		2.5		100.8	%	90-110		08/19/97 1426
CCB		970819Z	0.00176						0.01		08/19/97 1432
CCV		970514Y	2.34970		2.5		94.0	%	90-110		08/19/97 1521
CCB		970819Z	0.00109						0.01		08/19/97 1523
CCV		970514Y	2.35557		2.5		94.2	%	90-110		08/19/97 1619
CCB		970819Z	0.00037						0.01		08/19/97 1623
MD	962987-42		0.00107			0.00143	0.00036	A	0.01000		08/19/97 1629
PDS	962987-42	970815Z	0.95073		1.000	0.00143	94.9	%	75-125		08/19/97 1632
ISB		970818T	0.91353		1.000		91.4	%	80-120		08/19/97 1711
CCV		970514Y	2.41332		2.5		96.5	%	90-110		08/19/97 1716
CCB		970819Z	0.00039						0.01		08/19/97 1718
ISB		970818WI	0.99051		1.000		99.1	%	80-120		08/19/97 1723
CCV		970514Y	2.44499		2.5		97.8	%	90-110		08/19/97 1727
CCB		970819Z	0.00000						0.01		08/19/97 1730

* %-% REC R-RPD A-ABS Diff. D-% Diff.

The analytical results, opinions or interpretations contained in this report are based upon information and material supplied by the client for whose exclusive and confidential use this report has been made. The analytical results, opinions or interpretations expressed represent the best judgment of Core Laboratories. Core Laboratories, however, makes no warranty or representation, express or implied, of any type, and expressly disclaims same as to the productivity, proper operations or profitableness of any oil, gas, coal or other mineral, property, well or sand in connection with which such report is used or relied upon for any reason whatsoever. This report shall not be reproduced, in whole or in part, without the written approval of Core Laboratories.

CORE LABORATORIES

QUALITY CONTROL RESULTS

Job Number: 972209 Date: 08/29/97

CUSTOMER: Daniel B. Stephens & Associates PROJECT: ENRON ROSWELL/6033.2 ATTN: Bob Marley

Test Method.....: SW-846 6010A Batch.....: 24834 Analyst...: gag
Method Description.: Metals Analysis (ICAP Trace) Units.....: mg/L
Parameter.....: Arsenic (As)

QC	Lab ID	Reagent	QC Result	QC Result	True Value	Orig. Value	Calc. Result	*	Limits	F	Date/Time
ICV		970624W	2.00157		2.00		100.1	%	90-110		08/19/97 1043
ICB		970819Z	-0.00442						0.05		08/19/97 1118
ISB		970818T	0.89396		1.000		89.4	%	80-120		08/19/97 1127
ISB		970818WI	1.06443		1.000		106.4	%	80-120		08/19/97 1139
MD	972161-1		-0.01660			-0.02275	0.00615	A	0.05000		08/19/97 1149
PDS	972161-2	970815Z	0.99058		1.000	-0.03705	102.8	%	75-125		08/19/97 1155
MB		0814	-0.01178						0.05		08/19/97 1202
CCV		970514Y	2.48958		2.5		99.6	%	90-110		08/19/97 1211
CCB		970819Z	-0.00305						0.05		08/19/97 1215
LCS		970813H	0.95010		1.00		95.0	%	80-120		08/19/97 1217
MS	972192-1	970723Z	0.92704		1.000	0.00782	91.9	%	80-120		08/19/97 1241
CCV		970514Y	2.36884		2.5		94.8	%	90-110		08/19/97 1255
CCB		970819Z	-0.00405						0.05		08/19/97 1302
MD	972192-4		0.01013			0.01257	0.00244	A	0.05000		08/19/97 1418
CCV		970514Y	2.49636		2.5		99.9	%	90-110		08/19/97 1426
CCB		970819Z	0.00574						0.05		08/19/97 1432
CCV		970514Y	2.26633		2.5		90.7	%	90-110		08/19/97 1521
CCB		970819Z	0.01012						0.05		08/19/97 1523
		970514Y	2.29913		2.5		92.0	%	90-110		08/19/97 1619
[illegible]		970819Z	0.00325						0.05		08/19/97 1623
MD	962987-42		-0.00255			-0.00033	0.00222	A	0.05000		08/19/97 1629
PDS	962987-42	970815Z	0.90820		1.000	-0.00033	90.9	%	75-125		08/19/97 1632
ISB		970818T	0.97554		1.000		97.6	%	80-120		08/19/97 1711
CCV		970514Y	2.27270		2.5		90.9	%	90-110		08/19/97 1716
CCB		970819Z	0.00461						0.05		08/19/97 1718
ISB		970818WI	0.93320		1.000		93.3	%	80-120		08/19/97 1723
CCV		970514Y	2.32144		2.5		92.9	%	90-110		08/19/97 1727
CCB		970819Z	0.00509						0.05		08/19/97 1730

Test Method.....: SW-846 6010A Batch.....: 24834 Analyst...: gag
Method Description.: Metals Analysis (ICAP Trace) Units.....: mg/L
Parameter.....: Lead (Pb)

QC	Lab ID	Reagent	QC Result	QC Result	True Value	Orig. Value	Calc. Result	*	Limits	F	Date/Time
ICV		970624W	2.14365		2.00		107.2	%	90-110		08/19/97 1043
ICB		970819Z	0.00425						0.05		08/19/97 1118
ISB		970818T	1.11495		1.000		111.5	%	80-120		08/19/97 1127
ISB		970818WI	0.98016		1.000		98.0	%	80-120		08/19/97 1139
MD	972161-1		0.00714			0.00482	0.00232	A	0.05000		08/19/97 1149
PDS	972161-2	970815Z	1.03083		1.000	0.00588	102.5	%	75-125		08/19/97 1155
MB		0814	0.00002						0.05		08/19/97 1202
CCV		970514Y	2.65264		2.5		106.1	%	90-110		08/19/97 1211
CCB		970819Z	0.00274						0.05		08/19/97 1215
LCS		970813H	1.00374		1.00		100.4	%	80-120		08/19/97 1217
MS	972192-1	970723Z	0.92233		1.000	-0.03760	96.0	%	80-120		08/19/97 1241
CCV		970514Y	2.56330		2.5		102.5	%	90-110		08/19/97 1255
CCB		970819Z	0.00672						0.05		08/19/97 1302
MD	972192-4		-0.03757			-0.05110	0.01353	A	0.05000		08/19/97 1418
CCV		970514Y	2.49400		2.5		99.8	%	90-110		08/19/97 1426
[illegible]		970819Z	0.00745						0.05		08/19/97 1432
		970514Y	2.37723		2.5		95.1	%	90-110		08/19/97 1521

* %-% REC R-RPD A-ABS Diff. D-% Diff.

The analytical results, opinions or interpretations contained in this report are based upon information and material supplied by the client for whose exclusive and confidential use this report has been made. The analytical results, opinions or interpretations expressed represent the best judgment of Core Laboratories. Core Laboratories, however, makes no warranty or representation, express or implied, of any type, and expressly disclaims same as to the productivity, proper operations or profitableness of any oil, gas, coal or other mineral, property, well or sand in connection with which such report is used or relied upon for any reason whatsoever. This report shall not be reproduced, in whole or in part, without the written approval of Core Laboratories.

CORE LABORATORIES

QUALITY CONTROL RESULTS

Job Number: 972209 Date: 08/29/97

CUSTOMER: Daniel B. Stephens & Associates PROJECT: ENRON ROSWELL/6033.2 ATTN: Bob Marley

Test Method.....: SW-846 6010A Batch.....: 24834 Analyst...: gag
Method Description.: Metals Analysis (ICAP Trace) Units.....: mg/L
Parameter.....: Lead (Pb)

QC	Lab ID	Reagent	QC Result	QC Result	True Value	Orig. Value	Calc. Result	*	Limits	F	Date/Time
CCB		970819Z	0.00204						0.05		08/19/97 1523
CCV		970514Y	2.36453		2.5		94.6	%	90-110		08/19/97 1619
CCB		970819Z	-0.00664						0.05		08/19/97 1623
MD	962987-42		-0.00393			-0.02110	0.01717	A	0.05000		08/19/97 1629
PDS	962987-42	970815Z	0.95389		1.000	-0.02110	97.5	%	75-125		08/19/97 1632
MB		0819	0.00740						0.05		08/19/97 1641
LCS		970353	0.41323		0.443000		93.3	%	76.1-123.9		08/19/97 1647
MS	972195-4	970815Z	0.96061		1.000	0.13775	82.3	%	80-120		08/19/97 1652
MD	972195-4		0.12099			0.13775	0.01676	A	0.05000		08/19/97 1654
ISB		970818T	1.12902		1.000		112.9	%	80-120		08/19/97 1711
CCV		970514Y	2.43424		2.5		97.4	%	90-110		08/19/97 1716
CCB		970819Z	0.00747						0.05		08/19/97 1718
ISB		970818WI	0.88144		1.000		88.1	%	80-120		08/19/97 1723
CCV		970514Y	2.45945		2.5		98.4	%	90-110		08/19/97 1727
CCB		970819Z	-0.00206						0.05		08/19/97 1730

Test Method.....: SW-846 6010A Batch.....: 24834 Analyst...: gag
Method Description.: Metals Analysis (ICAP Trace) Units.....: mg/L
Parameter.....: Selenium (Se)

QC	Lab ID	Reagent	QC Result	QC Result	True Value	Orig. Value	Calc. Result	*	Limits	F	Date/Time
ICV		970624W	2.08710		2.00		104.4	%	90-110		08/19/97 1043
ICB		970819Z	0.05622						0.1		08/19/97 1118
ISB		970818T	0.81616		1.000		81.6	%	80-120		08/19/97 1127
ISB		970818WI	1.01404		1.000		101.4	%	80-120		08/19/97 1139
MD	972161-1		0.01076			-0.00086	0.01162	A	0.10000		08/19/97 1149
PDS	972161-2	970815Z	1.08491		1.000	-0.01994	110.5	%	75-125		08/19/97 1155
MB		0814	-0.02479						0.1		08/19/97 1202
CCV		970514Y	2.66083		2.5		106.4	%	90-110		08/19/97 1211
CCB		970819Z	0.01969						0.1		08/19/97 1215
LCS		970813H	1.06819		1.00		106.8	%	80-120		08/19/97 1217
MS	972192-1	970723Z	1.00656		1.000	0.08121	92.5	%	80-120		08/19/97 1241
CCV		970514Y	2.56927		2.5		102.8	%	90-110		08/19/97 1255
CCB		970819Z	-0.00891						0.1		08/19/97 1302
MD	972192-4		-0.01348			-0.01506	0.00158	A	0.10000		08/19/97 1418
CCV		970514Y	2.49537		2.5		99.8	%	90-110		08/19/97 1426
CCB		970819Z	-0.01974						0.1		08/19/97 1432
CCV		970514Y	2.43898		2.5		97.6	%	90-110		08/19/97 1521
CCB		970819Z	0.01564						0.1		08/19/97 1523
CCV		970514Y	2.40067		2.5		96.0	%	90-110		08/19/97 1619
CCB		970819Z	-0.04655						0.1		08/19/97 1623
MD	962987-42		-0.01197			0.01820	0.03017	A	0.10000		08/19/97 1629
PDS	962987-42	970815Z	0.98993		1.000	0.01820	97.2	%	75-125		08/19/97 1632
ISB		970818T	1.01949		1.000		101.9	%	80-120		08/19/97 1711
CCV		970514Y	2.54474		2.5		101.8	%	90-110		08/19/97 1716
CCB		970819Z	0.04774						0.1		08/19/97 1718
ISB		970818WI	0.93403		1.000		93.4	%	80-120		08/19/97 1723
CCV		970514Y	2.51972		2.5		100.8	%	90-110		08/19/97 1727
CCB		970819Z	0.03073						0.1		08/19/97 1730

* %-% REC R-RPD A-ABS Diff. D-% Diff.

The analytical results, opinions or interpretations contained in this report are based upon information and material supplied by the client for whose exclusive and confidential use this report has been made. The analytical results, opinions or interpretations expressed represent the best judgment of Core Laboratories. Core Laboratories, however, makes no warranty or representation, express or implied, of any type, and expressly disclaims same as to the productivity, proper operations or profitableness of any oil, gas, rock or other mineral property, well or sand in connection with which such report is used or relied upon for any reason whatsoever. This report shall not be reproduced, in whole or in part, without the written approval of Core Laboratories.

CORE LABORATORIES

QUALITY CONTROL RESULTS

Job Number: 972209 Date: 08/29/97

CUSTOMER: Daniel B. Stephens & Associates PROJECT: ENRON ROSWELL/6033.2 ATTN: Bob Marley

Test Method.....: SM 2320 B
Method Description.: Alkalinity (HCO3, CO3, OH)
Parameter.....: Alkalinity, Total as CaCO3
Batch.....: 24957
Units.....: mg/L CaCO3
Analyst...: mjf

QC	Lab ID	Reagent	QC Result	QC Result	True Value	Orig. Value	Calc. Result	*	Limits	F	Date/Time
MB			0						5		08/20/97 0900
MD	972205-1		74			76	2.7	R	20		08/20/97 0900
MD	972209-1		120			118	1.7	R	20		08/20/97 0900
MD	972209-2		122			122	0.0	R	20		08/20/97 0900

Test Method.....: SM 2320 B
Method Description.: Alkalinity (HCO3, CO3, OH)
Parameter.....: Bicarbonate (HCO3)
Batch.....: 24957
Units.....: mg/L
Analyst...: mjf

QC	Lab ID	Reagent	QC Result	QC Result	True Value	Orig. Value	Calc. Result	*	Limits	F	Date/Time
MB			0						5		08/20/97 0900
MD	972205-1		90			93	3.3	R	20		08/20/97 0900
MD	972209-1		146			144	1.4	R	20		08/20/97 0900
MD	972209-2		122			122	0.0	R	20		08/20/97 0900

st Method.....: SM 2320 B
ethod Description.: Alkalinity (HCO3, CO3, OH)
Parameter.....: Carbonate (CO3)
Batch.....: 24957
Units.....: mg/L
Analyst...: mjf

QC	Lab ID	Reagent	QC Result	QC Result	True Value	Orig. Value	Calc. Result	*	Limits	F	Date/Time
MB			0						1		08/20/97 0900
MD	972205-1		0			0	0	A	1		08/20/97 0900
MD	972209-1		0			0	0	A	1		08/20/97 0900
MD	972209-2		0			0	0	A	1		08/20/97 0900

Test Method.....: SM 2320 B
Method Description.: Alkalinity (HCO3, CO3, OH)
Parameter.....: Alkalinity, Total as CaCO3
Batch.....: 24960
Units.....: mg/L CaCO3
Analyst...: mjf

QC	Lab ID	Reagent	QC Result	QC Result	True Value	Orig. Value	Calc. Result	*	Limits	F	Date/Time
MB			0						5		08/21/97 1030
MD	972209-1		114			108	5.4	R	20		08/21/97 1030

Test Method.....: SM 2320 B
Method Description.: Alkalinity (HCO3, CO3, OH)
Parameter.....: Bicarbonate (HCO3)
Batch.....: 24960
Units.....: mg/L
Analyst...: mjf

QC	Lab ID	Reagent	QC Result	QC Result	True Value	Orig. Value	Calc. Result	*	Limits	F	Date/Time
MB			0						5		08/21/97 1030
MD	972209-1		139			132	5.2	R	20		08/21/97 1030

* %-% REC R-RPD A-ABS Diff. D-% Diff.

The analytical results, opinions or interpretations contained in this report are based upon information and material supplied by the client for whose exclusive and confidential use this report has been made. The analytical results, opinions or interpretations expressed represent the best judgment of Core Laboratories. Core Laboratories, however, makes no warranty or representation, express or implied, of any type, and expressly disclaims same as to the productivity, proper operations or profitableness of any oil, gas, coal or other mineral property, well or sand, in connection with which such report is used or relied upon for any reason whatsoever. This report shall not be reproduced, in whole or in part, without the written approval of Core Laboratories.

CORE LABORATORIES

QUALITY CONTROL RESULTS

Job Number: 972209 Date: 08/29/97

CUSTOMER: Daniel B. Stephens & Associates PROJECT: ENRON ROSWELL/6033.2 ATTN: Bob Marley

Test Method.....: SM 2320 B Batch.....: 24960 Analyst...: mjf
Method Description.: Alkalinity (HCO3, CO3, OH) Units.....: mg/L
Parameter.....: Carbonate (CO3)

QC	Lab ID	Reagent	QC Result	QC Result	True Value	Orig. Value	Calc. Result	*	Limits	F	Date/Time
MB			0							1	08/21/97 1030
MD	972209-1		0			0	0	A		1	08/21/97 1030

* %-% REC R-RPD A-ABS Diff. D-% Diff.

The analytical results, opinions or interpretations contained in this report are based upon information and material supplied by the client for whose exclusive and confidential use this report has been made. The analytical results, opinions or interpretations expressed represent the best judgment of Core Laboratories. Core Laboratories, however, makes no warranty or representation, express or implied, of any type, and expressly disclaims same as to the productivity, proper operations or profitableness of any oil, gas, coal or other mineral property, well or sand in connection with which such report is used or relied upon for any reason whatsoever. This report shall not be reproduced, in whole or in part, without the written approval of Core Laboratories.

CORE LABORATORIES

QUALITY CONTROL RESULTS

Job Number: 972209 Date: 08/29/97

CUSTOMER: Daniel B. Stephens & Associates PROJECT: ENRON ROSWELL/6033.2 ATTN: Bob Marley

QC Type	Description	Reag. Code	Lab ID	Dilution Factor	Date	Time

Test Method.....: SW-846 8240 Batch.....: 24742 Analyst ...: klk
Method Description.: Volatile Organics Units.....: ug/L

RS	Reference Standard	V970815F			08/15/97	0916

Parameter/Test Description	QC Result	QC Result	True Value	Orig. Value	Calc. Result	*	Limits	F
Benzene	55.86		50.3		111.1	%	70-130	
Bromodichloromethane	57.51		50.3		114.3	%	70-130	
Bromoform	49.36		50.2		98.3	%	70-130	
Carbon tetrachloride	63.59		50.1		126.9	%	70-130	
Chlorobenzene	52.79		50.2		105.2	%	70-130	
Chloroform	54.17		50.2		107.9	%	70-130	
Dibromochloromethane	54.92		50.2		109.4	%	70-130	
1,1-Dichloroethane	52.75		50.2		105.1	%	70-130	
1,2-Dichloroethane	61.74		50.1		123.2	%	70-130	
1,1-Dichloroethene	59.27		50.2		118.1	%	70-130	
trans-1,2-Dichloroethene	56.62		50.2		112.8	%	70-130	
1,2-Dichloropropane	48.83		50.2		97.3	%	70-130	
Ethylbenzene	55.46		50.2		110.5	%	70-130	
[illegible]ylene chloride	53.70		50.2		107.0	%	70-130	
[illegible],2,2-Tetrachloroethane	49.40		50.3		98.2	%	70-130	
Tetrachloroethene	55.19		50.2		109.9	%	70-130	
Toluene	55.09		50.2		109.7	%	70-130	
1,1,1-Trichloroethane	58.49		50.2		116.5	%	70-130	
1,1,2-Trichloroethane	53.43		50.2		106.4	%	70-130	
Trichloroethene	59.85		50.2		119.2	%	70-130	

MB	Method Blank	CHE04			08/15/97	0952

Parameter/Test Description	QC Result	QC Result	True Value	Orig. Value	Calc. Result	*	Limits	F
Acetone	ND						100	
Benzene	ND						1	
Bromodichloromethane	ND						5	
Bromoform	ND						5	
Bromomethane	ND						10	
Methyl ethyl ketone (2-Butanone)	ND						100	
Carbon disulfide	ND						5	
Carbon tetrachloride	ND						5	
Chlorobenzene	ND						5	
Chloroethane	ND						10	
2-Chloroethylvinyl ether	ND						10	
Chloroform	ND						5	
Chloromethane	ND						10	
Dibromochloromethane	ND						5	
1,1-Dichloroethane	ND						5	
1,2-Dichloroethane	ND						5	
1,1-Dichloroethene	ND						5	
trans-1,2-Dichloroethene	ND						5	
1,2-Dichloropropane	ND						5	
cis-1,3-Dichloropropene	ND						5	
trans-1,3-Dichloropropene	ND						5	
[illegible]benzene	ND						5	

* %-% REC R-RPD A-ABS Diff. D-% Diff.

The analytical results, opinions or interpretations contained in this report are based upon information and material supplied by the client for whose exclusive and confidential use this report has been made. The analytical results, opinions or interpretations expressed represent the best judgment of Core Laboratories. Core Laboratories, however, makes no warranty or representation, express or implied, of any type, and expressly disclaims same as to the productivity, proper operations or profitableness of any oil, gas, coal or other mineral, property, well or sand in connection with which such report is used or relied upon for any reason whatsoever. This report shall not be reproduced, in whole or in part, without the written approval of Core Laboratories.

CORE LABORATORIES

QUALITY CONTROL RESULTS

Job Number: 972209 Date: 08/29/97

CUSTOMER: Daniel B. Stephens & Associates PROJECT: ENRON ROSWELL/6033.2 ATTN: Bob Marley

QC Type	Description	Reag. Code	Lab ID	Dilution Factor	Date Time
MB	Method Blank	CHE04			08/15/97 0952

Parameter/Test Description	QC Result	QC Result	True Value	Orig. Value	Calc. Result	*	Limits	F
2-Hexanone	ND						50	
Methylene chloride	ND						5	
4-Methyl-2-pentanone (MIBK)	ND						50	
Styrene	ND						5	
1,1,2,2-Tetrachloroethane	ND						5	
Tetrachloroethene	ND						5	
Toluene	ND						5	
1,1,1-Trichloroethane	ND						5	
1,1,2-Trichloroethane	ND						5	
Trichloroethene	ND						5	
Vinyl acetate	ND						50	
Vinyl chloride	ND						10	
Xylenes (total)	ND						5	

SB	Spiked Blank	V970815H			08/15/97 2019

Parameter/Test Description	QC Result	QC Result	True Value	Orig. Value	Calc. Result	*	Limits	F
[illegible]zene	57.28		51.460		111.3	%	76-127	
Chlorobenzene	54.61		50.055		109.1	%	75-130	
1,1-Dichloroethene	55.06		54.980		100.1	%	61-145	
Toluene	57.06		50.615		112.7	%	76-125	
Trichloroethene	60.31		51.105		118.0	%	71-120	

SBD	Spiked Blank Duplicate	V970815H			08/15/97 2054

Parameter/Test Description	QC Result	QC Result	True Value	Orig. Value	Calc. Result	*	Limits	F
Benzene	56.23	57.28	51.460		109.3	%	76-127	
					1.9	R	11	
Chlorobenzene	53.92	54.61	50.055		107.7	%	75-130	
					1.3	R	13	
1,1-Dichloroethene	54.45	55.06	54.980		99.0	%	61-145	
					1.1	R	14	
Toluene	55.35	57.06	50.615		109.4	%	76-125	
					3.0	R	13	
Trichloroethene	58.75	60.31	51.105		115.0	%	71-120	
					2.6	R	14	

Test Method.....: SW-846 8240 Batch.....: 24907 Analyst ...: klk
Method Description.: Volatile Organics Units.....: ug/L

RS	Reference Standard	V970820A			08/20/97 1120

Parameter/Test Description	QC Result	QC Result	True Value	Orig. Value	Calc. Result	*	Limits	F
P[illegible]ene	55.83		50.3		111.0	%	70-130	
[illegible]benzene	53.70		50.2		107.0	%	70-130	

* %-% REC R-RPD A-ABS Diff. D-% Diff.

The analytical results, opinions or interpretations contained in this report are based upon information and material supplied by the client for whose exclusive and confidential use this report has been made. The analytical results, opinions or interpretations expressed represent the best judgment of Core Laboratories. Core Laboratories, however, makes no warranty or representation, express or implied, of any type, and expressly disclaims same as to the productivity, proper operations or profitableness of any oil, gas, coal or other mineral, property, well or sand in connection with which such report is used or relied upon for any reason whatsoever. This report shall not be reproduced, in whole or in part, without the written approval of Core Laboratories.

CORE LABORATORIES

QUALITY CONTROL RESULTS

Job Number: 972209 Date: 08/29/97

CUSTOMER: Daniel B. Stephens & Associates PROJECT: ENRON ROSWELL/6033.2 ATTN: Bob Marley

QC Type	Description	Reag. Code	Lab ID	Dilution Factor	Date Time
MB	Method Blank	CHJ05			08/20/97 1155

Parameter/Test Description	QC Result	QC Result	True Value	Orig. Value	Calc. Result	*	Limits	F
Benzene	ND						1	
Ethylbenzene	ND						5	

SB	Spiked Blank	V970820B			08/20/97 2046

Parameter/Test Description	QC Result	QC Result	True Value	Orig. Value	Calc. Result	*	Limits	F
Benzene	54.36		51.460		105.6	%	76-127	

SBD	Spiked Blank Duplicate	V970820B			08/20/97 2122

Parameter/Test Description	QC Result	QC Result	True Value	Orig. Value	Calc. Result	*	Limits	F
Benzene	54.03	54.36	51.460		105.0	%	76-127	
					0.6	R	11	

Test Method.....: SW-846 8270 Batch.....: 25098 Analyst ...: dmj
Method Description.: Semivolatile Organics Units.....: ug/L

MB	Method Blank	MB3326			08/25/97 0946

Parameter/Test Description	QC Result	QC Result	True Value	Orig. Value	Calc. Result	*	Limits	F
Acenaphthene	ND						10	
Acenaphthylene	ND						10	
Anthracene	ND						10	
Benzidine	ND						50	
Benzo(a)anthracene	ND						10	
Benzo(b)fluoranthene	ND						10	
Benzo(k)fluoranthene	ND						10	
Benzo(ghi)perylene	ND						10	
Benzo(a)pyrene	ND						10	
Benzyl alcohol	ND						20	
Butyl benzyl phthalate	ND						10	
Bis(2-chloroethoxy)methane	ND						10	
Bis(2-chloroethyl)ether	ND						10	
Bis(2-chloroisopropyl)ether	ND						10	
Bis(2-ethylhexyl)phthalate	ND						10	
4-Bromophenyl phenyl ether	ND						10	
4-Chloroaniline	ND						10	
2-Chloronaphthalene	ND						10	
4-Chlorophenyl phenyl ether	ND						10	
Chrysene	ND						10	
Dibenzo(a,h)anthracene	ND						10	
Dibenzofuran	ND						10	
1,2-Dichlorobenzene	ND						10	
1,[illegible]-Dichlorobenzene	ND						10	
[illegible]ichlorobenzene	ND						10	

* %-% REC R-RPD A-ABS Diff. D-% Diff.

The analytical results, opinions or interpretations contained in this report are based upon information and material supplied by the client for whose exclusive and confidential use this report has been made. The analytical results, opinions or interpretations expressed represent the best judgment of Core Laboratories. Core Laboratories, however, makes no warranty or representation, express or implied, of any type, and expressly disclaims same as to the productivity, proper operations or profitableness of any oil, gas, coal or other mineral, property, well or sand, in connection with which such report is used or relied upon for any reason whatsoever. This report shall not be reproduced, in whole or in part, without the written approval of Core Laboratories.

CORE LABORATORIES

QUALITY CONTROL RESULTS

Job Number: 972209 Date: 08/29/97

CUSTOMER: Daniel B. Stephens & Associates PROJECT: ENRON ROSWELL/6033.2 ATTN: Bob Marley

QC Type	Description	Reag. Code	Lab ID	Dilution Factor	Date Time
MB	Method Blank	MB3326			08/25/97 0946

Parameter/Test Description	QC Result	QC Result	True Value	Orig. Value	Calc. Result	*	Limits	F
3,3-Dichlorobenzidine	ND						20	
Diethyl phthalate	ND						10	
Dimethyl phthalate	ND						10	
Di-n-butyl phthalate	ND						10	
Di-n-octyl phthalate	ND						10	
2,4-Dinitrotoluene	ND						10	
2,6-Dinitrotoluene	ND						10	
Fluoranthene	ND						10	
Fluorene	ND						10	
Hexachlorobenzene	ND						10	
Hexachlorobutadiene	ND						10	
Hexachlorocyclopentadiene	ND						10	
Hexachloroethane	ND						10	
Indeno(1,2,3-cd)pyrene	ND						10	
Isophorone	ND						10	
2-Methylnaphthalene	ND						10	
Naphthalene	ND						10	
o-Nitroaniline	ND						50	
m-Nitroaniline	ND						50	
p-Nitroaniline	ND						50	
Nitrobenzene	ND						10	
n-Nitrosodi-n-propylamine	ND						10	
n-Nitrosodiphenylamine	ND						10	
Phenanthrene	ND						10	
Pyrene	ND						10	
1,2,4-Trichlorobenzene	ND						10	
Benzoic acid	ND						50	
4-Chloro-3-methylphenol	ND						10	
2-Chlorophenol	ND						10	
2,4-Dichlorophenol	ND						10	
2,4-Dimethylphenol	ND						10	
2,4-Dinitrophenol	ND						50	
2-Methyl-4,6-dinitrophenol	ND						50	
2-Methylphenol (o-cresol)	ND						10	
4-Methylphenol (p-cresol)	ND						10	
2-Nitrophenol	ND						10	
4-Nitrophenol	ND						50	
Pentachlorophenol	ND						50	
Phenol	ND						10	
2,4,5-Trichlorophenol	ND						10	
2,4,6-Trichlorophenol	ND						10	

Test Method.....: SW-846 8080 Batch.....: 25161 Analyst ...: smc
Method Description.: PCB Analysis Units.....: ug/L

MB	Method Blank	3323			08/25/97 2209

Parameter/Test Description	QC Result	QC Result	True Value	Orig. Value	Calc. Result	*	Limits	F
or 1016	ND						0.5	

* %-% REC R-RPD A-ABS Diff. D-% Diff.

The analytical results, opinions or interpretations contained in this report are based upon information and material supplied by the client for whose exclusive and confidential use this report has been made. The analytical results, opinions or interpretations expressed represent the best judgment of Core Laboratories. Core Laboratories, however, makes no warranty or representation, express or implied, of any type, and expressly disclaims same as to the productivity, proper operations or profitableness of any oil, gas, coal or other mineral, property, well or sand in connection with which such report is used or relied upon for any reason whatsoever. This report shall not be reproduced, in whole or in part, without the written approval of Core Laboratories.

CORE LABORATORIES

QUALITY CONTROL RESULTS

Job Number: 972209 Date: 08/29/97

CUSTOMER: Daniel B. Stephens & Associates PROJECT: ENRON ROSWELL/6033.2 ATTN: Bob Marley

QC Type	Description	Reag. Code	Lab ID	Dilution Factor	Date	Time
MB	Method Blank	3323			08/25/97	2209

Parameter/Test Description	QC Result	QC Result	True Value	Orig. Value	Calc. Result	*	Limits	F
Aroclor 1221	ND						0.5	
Aroclor 1232	ND						0.5	
Aroclor 1242	ND						0.5	
Aroclor 1248	ND						0.5	
Aroclor 1254	ND						0.5	
Aroclor 1260	ND						0.5	
Aroclor 1262	ND						0.5	
Aroclor 1268	ND						0.5	

* %-% REC R-RPD A-ABS Diff. D-% Diff.

The analytical results, opinions or interpretations contained in this report are based upon information and material supplied by the client for whose exclusive and confidential use this report has been made. The analytical results, opinions or interpretations expressed represent the best judgment of Core Laboratories. Core Laboratories, however, makes no warranty or representation, express or implied, of any type, and expressly disclaims same as to the productivity, proper operations or profitableness of any oil, gas, coal or other mineral, property, well or sand in connection with which such report is used or relied upon for any reason whatsoever. This report shall not be reproduced, in whole or in part, without the written approval of Core Laboratories.

CORE LABORATORIES

SURROGATE RECOVERIES REPORT

Job Number.: 972209

Report Date: 08/29/97

CUSTOMER: Daniel B. Stephens & Associates PROJECT: ENRON ROSWELL/6033.2 ATTN: Bob Marley

Method.....: SW-846 8240
Method Code.....: 8240

Batch.....: 24742
Analyst.....: klk

Surrogate	Units
4-Bromofluorobenzene	ug/L

Lab ID	Matrix	QC Type	Dilution	Result	True Value	Percent Recovery	Limits	Flag	Date	Time
		RS		48.93	50.172	97.5	86-115		08/15/97	0916
		MB		50.48	50.172	100.6	86-115		08/15/97	0952
		SB		49.37	50.172	98.4	86-115		08/15/97	2019
		SBD		49.20	50.172	98.1	86-115		08/15/97	2054
972192-4			10	49.94	50.172	99.5	86-115		08/15/97	1720
972209-1				49.58	50.172	98.8	86-115		08/15/97	1756
972209-3				48.06	50.172	95.8	86-115		08/15/97	1831
972209-2				50.67	50.172	101.0	86-115		08/15/97	1907
972209-4				50.30	50.172	100.3	86-115		08/15/97	1943

Surrogate	Units
Bromofluoromethane	ug/L

Lab ID	Matrix	QC Type	Dilution	Result	True Value	Percent Recovery	Limits	Flag	Date	Time
		RS		45.47	50.190	90.6	86-118		08/15/97	0916
		MB		45.91	50.190	91.5	86-118		08/15/97	0952
		SB		45.76	50.190	91.2	86-118		08/15/97	2019
		SBD		46.49	50.190	92.6	86-118		08/15/97	2054
972192-4			10	48.16	50.190	96.0	86-118		08/15/97	1720
972209-1				48.19	50.190	96.0	86-118		08/15/97	1756
972209-3				47.53	50.190	94.7	86-118		08/15/97	1831
972209-2				48.23	50.190	96.1	86-118		08/15/97	1907
972209-4				46.53	50.190	92.7	86-118		08/15/97	1943

Surrogate	Units
Toluene-d8	ug/L

Lab ID	Matrix	QC Type	Dilution	Result	True Value	Percent Recovery	Limits	Flag	Date	Time
		RS		48.39	50.175	96.4	88-110		08/15/97	0916
		MB		49.51	50.175	98.7	88-110		08/15/97	0952
		SB		48.68	50.175	97.0	88-110		08/15/97	2019
		SBD		48.72	50.175	97.1	88-110		08/15/97	2054
972192-4			10	49.34	50.175	98.3	88-110		08/15/97	1720
972209-1				48.72	50.175	97.1	88-110		08/15/97	1756
972209-3				48.58	50.175	96.8	88-110		08/15/97	1831
972209-2				49.45	50.175	98.6	88-110		08/15/97	1907
972209-4				48.61	50.175	96.9	88-110		08/15/97	1943

The analytical results, opinions or interpretations contained in this report are based upon information and material supplied by the client for whose exclusive and confidential use this report has been made. The analytical results, opinions or interpretations expressed represent the best judgment of Core Laboratories. Core Laboratories, however, makes no warranty or representation, express or implied, of any type, and expressly disclaims same as to the productivity, proper operations or profitableness of any oil, gas, coal or other mineral, property, well or sand in connection with which such report is used or relied upon for any reason whatsoever. This report shall not be reproduced, in whole or in part, without the written approval of Core Laboratories.

CORE LABORATORIES

SURROGATE RECOVERIES REPORT

Job Number.: 972209

Report Date: 08/29/97

CUSTOMER: Daniel B. Stephens & Associates PROJECT: ENRON ROSWELL/6033.2 ATTN: Bob Marley

Method.....: SW-846 8240
Method Code.....: 8240

Batch.....: 24907
Analyst.....: klk

Surrogate	Units
4-Bromofluorobenzene	ug/L

Lab ID	Matrix	QC Type	Dilution	Result	True Value	Percent Recovery	Limits	Flag	Date	Time
		RS		49.29	50.172	98.2	86-115		08/20/97	1120
		MB		47.77	50.172	95.2	86-115		08/20/97	1155
972209-3			20	48.15	50.172	96.0	86-115		08/20/97	1231
972258-3				50.14	50.172	99.9	86-115		08/20/97	1453
		SB		51.09	50.172	101.8	86-115		08/20/97	2046
		SBD		50.19	50.172	100.0	86-115		08/20/97	2122

Surrogate	Units
Dibromofluoromethane	ug/L

Lab ID	Matrix	QC Type	Dilution	Result	True Value	Percent Recovery	Limits	Flag	Date	Time
		RS		55.78	50.190	111.1	86-118		08/20/97	1120
		MB		51.81	50.190	103.2	86-118		08/20/97	1155
972209-3			20	53.29	50.190	106.2	86-118		08/20/97	1231
972258-3				55.69	50.190	111.0	86-118		08/20/97	1453
		SB		53.81	50.190	107.2	86-118		08/20/97	2046
		SBD		53.89	50.190	107.4	86-118		08/20/97	2122

Surrogate	Units
Toluene-d8	ug/L

Lab ID	Matrix	QC Type	Dilution	Result	True Value	Percent Recovery	Limits	Flag	Date	Time
		RS		49.70	50.175	99.1	88-110		08/20/97	1120
		MB		49.87	50.175	99.4	88-110		08/20/97	1155
972209-3			20	49.27	50.175	98.2	88-110		08/20/97	1231
972258-3				50.74	50.175	101.1	88-110		08/20/97	1453
		SB		50.20	50.175	100.0	88-110		08/20/97	2046
		SBD		49.26	50.175	98.2	88-110		08/20/97	2122

The analytical results, opinions or interpretations contained in this report are based upon information and material supplied by the client for whose exclusive and confidential use this report has been made. The analytical results, opinions or interpretations expressed represent the best judgment of Core Laboratories. Core Laboratories, however, makes no warranty or representation, express or implied, of any type, and expressly disclaims same as to the productivity, proper operations or profitableness of any oil, gas, coal or other mineral, property, well or sand in connection with which such report is used or relied upon for any reason whatsoever. This report shall not be reproduced, in whole or in part, without the written approval of Core Laboratories.

CORE LABORATORIES

SURROGATE RECOVERIES REPORT

Job Number.: 972209

Report Date: 08/29/97

CUSTOMER: Daniel B. Stephens & Associates PROJECT: ENRON ROSWELL/6033.2 ATTN: Bob Marley

Method.....: SW-846 8270
Method Code.....: 8270

Batch.....: 25098
Analyst.....: dmj

Surrogate	Units
2,4,6-Tribromophenol	ug/L

Lab ID	Matrix	QC Type	Dilution	Result	True Value	Percent Recovery	Limits	Flag	Date	Time
		MB	1.00	94.79	100.51	94	10-123		08/25/97	0946
972209-1			1.00	97.59	100.51	97	10-123		08/25/97	1338
972209-2			1.00	98.34	100.51	98	10-123		08/25/97	1436
972209-3			1.00	110.55	100.51	110	10-123		08/25/97	1534
972209-4			1.00	105.15	100.51	105	10-123		08/25/97	1633

Surrogate	Units
2-Fluorobiphenyl	ug/L

Lab ID	Matrix	QC Type	Dilution	Result	True Value	Percent Recovery	Limits	Flag	Date	Time
		MB	1.00	49.47	50.00	99	43-116		08/25/97	0946
972209-1			1.00	49.60	50.00	99	43-116		08/25/97	1338
972209-2			1.00	47.67	50.00	95	43-116		08/25/97	1436
972209-3			1.00	49.04	50.00	98	43-116		08/25/97	1534
972209-4			1.00	47.43	50.00	95	43-116		08/25/97	1633

Surrogate	Units
2-Fluorophenol	ug/L

Lab ID	Matrix	QC Type	Dilution	Result	True Value	Percent Recovery	Limits	Flag	Date	Time
		MB	1.00	49.98	99.98	50	21-100		08/25/97	0946
972209-1			1.00	49.24	99.98	49	21-100		08/25/97	1338
972209-2			1.00	49.51	99.98	50	21-100		08/25/97	1436
972209-3			1.00	55.93	99.98	56	21-100		08/25/97	1534
972209-4			1.00	49.58	99.98	50	21-100		08/25/97	1633

Surrogate	Units
Nitrobenzene-d5	ug/L

Lab ID	Matrix	QC Type	Dilution	Result	True Value	Percent Recovery	Limits	Flag	Date	Time
		MB	1.00	50.20	50.07	100	35-114		08/25/97	0946
972209-1			1.00	51.97	50.07	104	35-114		08/25/97	1338
972209-2			1.00	50.11	50.07	100	35-114		08/25/97	1436
972209-3			1.00	52.21	50.07	104	35-114		08/25/97	1534
972209-4			1.00	52.77	50.07	105	35-114		08/25/97	1633

The analytical results, opinions or interpretations contained in this report are based upon information and materials supplied by the client for whose exclusive and confidential use this report has been made. The analytical results, opinions or interpretations expressed represent the best judgment of Core Laboratories. Core Laboratories, however, makes no warranty or representation, express or implied, of any type, and expressly disclaims same as to the productivity, proper operations or profitableness of any oil, gas, coal or other mineral property, well or sand in connection with which such report is used or relied upon for any reason whatsoever. This report shall not be reproduced, in whole or in part, without the written approval of Core Laboratories.

CORE LABORATORIES

SURROGATE RECOVERIES REPORT

Job Number.: 972209

Report Date: 08/29/97

CUSTOMER: Daniel B. Stephens & Associates PROJECT: ENRON ROSWELL/6033.2 ATTN: Bob Marley

Surrogate	Units
Phenol-d6	ug/L

Lab ID	Matrix	QC Type	Dilution	Result	True Value	Percent Recovery	Limits	Flag	Date	Time
		MB	1.00	32.94	100.40	33	10-94		08/25/97	0946
972209-1			1.00	32.35	100.40	32	10-94		08/25/97	1338
972209-2			1.00	31.93	100.40	32	10-94		08/25/97	1436
972209-3			1.00	38.35	100.40	38	10-94		08/25/97	1534
972209-4			1.00	33.25	100.40	33	10-94		08/25/97	1633

Surrogate	Units
Terphenyl-d14	ug/L

Lab ID	Matrix	QC Type	Dilution	Result	True Value	Percent Recovery	Limits	Flag	Date	Time
		MB	1.00	53.57	50.02	107	33-141		08/25/97	0946
972209-1			1.00	52.85	50.02	106	33-141		08/25/97	1338
972209-2			1.00	53.10	50.02	106	33-141		08/25/97	1436
09-3			1.00	52.61	50.02	105	33-141		08/25/97	1534
09-4			1.00	53.92	50.02	108	33-141		08/25/97	1633

Method.....: SW-846 8080 Batch.....: 25161
Method Code.....: 8080PC Analyst.....: smc

Surrogate	Units
2,4,5,6-Tetrachloro-m-xylene	ug/L

Lab ID	Matrix	QC Type	Dilution	Result	True Value	Percent Recovery	Limits	Flag	Date	Time
		MB		0.0166	0.02004	83	60-150		08/25/97	2209
972209-1				0.0173	0.02004	86	60-150		08/25/97	2209
972209-2				0.0178	0.02004	89	60-150		08/25/97	2307
972209-3				0.0192	0.02004	96	60-150		08/25/97	2336

Surrogate	Units
Decachlorobiphenyl	ug/L

Lab ID	Matrix	QC Type	Dilution	Result	True Value	Percent Recovery	Limits	Flag	Date	Time
		MB		0.0205	0.02004	102	60-150		08/25/97	2209
972209-1				0.0198	0.02004	99	60-150		08/25/97	2209
972209-2				0.0199	0.02004	99	60-150		08/25/97	2307
972209-3				0.0195	0.02004	97	60-150		08/25/97	2336

The analytical results, opinions or interpretations contained in this report are based upon information and material supplied by the client for whose exclusive and confidential use this report has been made. The analytical results, opinions or interpretations expressed represent the best judgment of Core Laboratories. Core Laboratories, however, makes no warranty or representation, express or implied, of any type, and expressly disclaims same as to the productivity, proper operations or profitableness of any oil, gas, coal or other mineral, property, well or sand in connection with which such report is used or relied upon for any reason whatsoever. This report shall not be reproduced, in whole or in part, without the written approval of Core Laboratories.

CORE LABORATORIES

QUALITY ASSURANCE METHODS

REFERENCES AND NOTES

Report Date: 08/29/97

	WATER LIMITS Recovery	WATER LIMITS RPD	SOIL LIMITS Recovery	SOIL LIMITS RPD
VOLATILE ORGANICS				
Methods 602/8020 Surrogate				
Bromofluorobenzene	89-110%		78-123%	
Methods 602/8020 Spike/Spike Duplicate				
Benzene	39-150%	25	75-125%	25
Ethylbenzene	32-160%	25	60-140%	25
Toluene	46-148%	25	70-130%	25
Xylenes	75-125%	25	61-139%	25
Method 8015 Mod. Spike/Spike Duplicate				
TVPH	75-125%	20	48-152%	20
TEPH	54-135%	20	54-135%	20
Methods 624/8240/8260 Surrogates				
Dibromofluoromethane	86-118%		80-120%	
Toluene-(d8)	88-110%		81-117%	
4-Bromofluorobenzene	86-115%		74-121%	
Method 524.2 Surrogates				
4-Bromofluorobenzene	80-120%			
1,4-Dichlorobenzene-d4	80-120%			
Methods 624/8240 Spike/Spike Duplicate				
1,1-Dichloroethene	61-145%	14	59-172%	22
Trichloroethene	71-120%	14	62-137%	24
Benzene	76-127%	11	66-142%	21
Toluene	76-125%	13	59-139%	21
Chlorobenzene	75-130%	13	60-133%	21
Method 8260 Spike/Spike Duplicate				
1,1-Dichloroethene	70-130%	14	70-130%	22
Trichloroethene	71-120%	14	70-130%	24
Benzene	76-127%	11	70-130%	21
Toluene	76-125%	13	70-130%	21
Chlorobenzene	75-130%	13	70-130%	21
Method 524.2 Spike/Spike Duplicate				
1,1-Dichloroethene	80-120%	14		
Trichloroethene	80-120%	14		
Benzene	80-120%	11		
Toluene	80-120%	13		
Chlorobenzene	80-120%	13		
PESTICIDES AND PCB'S				
Methods 608/8080 Surrogates				
Tetrachloro-m-xylene	60-150%		60-150%	
4,4'-Dichlorobiphenyl	60-150%		60-150%	
Decachlorobiphenyl	60-150%		60-150%	
Method 8140 Surrogates				
Tributylphosphate	36-152%		36-152%	
Triphenylphosphate	36-152%		36-152%	

The analytical results, opinions or interpretations contained in this report are based upon information and material supplied by the client for whose exclusive and confidential use this report has been made. The analytical results, opinions or interpretations expressed represent the best judgment of Core Laboratories. Core Laboratories, however, makes no warranty or representation, express or implied, of any type, and expressly disclaims same as to the productivity, proper operations or profitableness of any oil, gas, coal or other mineral property, well or sand in connection with which such report is used or relied upon for any reason whatsoever. This report shall not be reproduced, in whole or in part, without the written approval of Core Laboratories

QUALITY ASSURANCE METHODS

REFERENCES AND NOTES

Report Date: 08/29/97

	WATER LIMITS Recovery	RPD	SOIL LIMITS Recovery	RPD
SEMIVOLATILE ORGANICS				
Methods 625/8270 Surrogates				
Nitrobenzene-d5	35-114%		23-120%	
2-Fluorobiphenyl	43-116%		30-115%	
4-Terphenyl-d14	33-141%		18-137%	
Phenol-d6	10-94%		24-113%	
2-Fluorophenol	21-100%		25-121%	
2,4,6-Tribromophenol	10-123%		19-122%	
Methods 625/8270 Spike/Spike Duplicate				
Phenol	12-110%	42	26-90%	35
2-Chlorophenol	27-123%	40	25-102%	50
1,4-Dichlorobenzene	36-97%	28	28-104%	27
N-Nitroso-di-n-propylamine	41-116%	38	41-126%	38
1,2,4-Trichlorobenzene	39-98%	28	38-107%	23
4-Chloro-3-methylphenol	23-97%	42	26-103%	33
Acenaphthene	46-118%	31	31-137%	19
4-Nitrophenol	10-80%	50	11-114%	50
2,4-Dintrotoluene	24-96%	38	28-89%	47
Pentachlorophenol	9-103%	50	17-109%	47
Pyrene	26-127%	31	35-142%	36
HERBICIDES				
Method 8150 Surrogate				
2,4-Dichlorophenylacetic acid	50-150%		50-150%	
Method 8150 Spike/Spike Duplicate				
2,4-D	41-126%	25	41-126%	25
2,4,5-T	45-119%	25	45-119%	25

The analytical results, opinions or interpretations contained in this report are based upon information and material supplied by the client for whose exclusive and confidential use this report has been made. The analytical results, opinions or interpretations expressed represent the best judgment of Core Laboratories. Core Laboratories, however, makes no warranty or representation, express or implied, of any type, and expressly disclaims same as to the productivity, proper operations or profitableness of any oil, gas, coal or other mineral, property, well or sand in connection with which such report is used or relied upon for any reason whatsoever. This report shall not be reproduced, in whole or in part, without the written approval of Core Laboratories.

QUALITY ASSURANCE METHODS

REFERENCES AND NOTES

Report Date: 08/29/97

(1) EPA 600/4-79-020 Methods for Chemical Analysis of Water and Wastes, March 1983

(2) EPA SW846 Test Methods for Evaluating Solid Waste, Third Edition, September 1986

(3) EPA SW846 Test Methods for Evaluating Solid Waste, Final Update I, July 1992

(4) EPA SW846 Test Methods for Evaluating Solid Waste, Final Update II, September 1994

(5) EPA SW846 Test Methods for Evaluating Solid Waste, Final Update IIA, August 1993

(6) EPA SW846 Test Methods for Evaluating Solid Waste, Final Update IIB, January 1995

(7) Standard Methods for the Examination of Water and Wastewater, 16th Edition, 1985

(8) Standard Methods for the Examination of Water and Wastewater, 17th Edition, 1989

(9) Standard Methods for the Examination of Water and Wastewater, 18th Edition, 1992

(10) EPA 600/4-80-032 Prescribed Procedures For Measurement Of Radioactivity in Drinking Water, August 1980

(11) EPA 600/8-78-017 Microbiological Methods For Monitoring The Environment, December 1978

(12) Federal Register, July 1, 1990 (40 CFR Part 136)

(13) EPA 600/4-88-03 Methods For The Determination of Organics Compounds in Drinking Water, December 1988

(14) U.S.G.S. Methods For Determination of Inorganic Substances In Water And Fluvial Sediments, Book 5, Chapter A1, 1985

(15) Federal Register, June 7, 1991 (40 CFR Parts 141 & 142)

(16) ASTM Section 11 Water and Environmental Technology, Volume 11.01 Water (1), 1991

(17) Methods of Soil Analysis, American Society of Agronomy, Agronomy No. 9, 1965

(18) ASTM Section 5, Petroleum Products, Lubricants, and Fossil Fuels, Volume 05.05, Gaseous Fuels, Coal, and Coke

(19) EPA 600/2-78-054 Field and Laboratory Methods Applicable To Overburdens and Mine Soils, March 1978

(20) ASTM Part 19, Soils and Rocks; Building Stones, 1981

The analytical results, opinions or interpretations contained in this report are based upon information and material supplied by the client for whose exclusive and confidential use this report has been made. The analytical results, opinions or interpretations expressed represent the best judgment of Core Laboratories. Core Laboratories, however, makes no warranty or representation, express or implied, of any type, and expressly disclaims same as to the productivity, proper operations or profitableness of any oil, gas, coal or other mineral, property, well or sand, in connection with which such report is used or relied upon for any reason whatsoever. This report shall not be reproduced, in whole or in part, without the written approval of Core Laboratories.

QUALITY ASSURANCE METHODS

REFERENCES AND NOTES

Report Date: 08/29/97

COMMENTS

a) ND = Not detected. NC = Not calculable due to value(s) lower than the detection limit.

b) Data in the QA report may differ from final results due to digestion and/or dilution of samples into analytical ranges. Quality control results are reported "as analyzed" within the instruments established calibration range.

c) The "Time Analyzed" in the QA report refers to the start time of the analytical batch which may not reflect the actual time of each analysis. The "Date Analyzed" is the actual date of analysis.

d) Results for soil and sludge samples are reported on a wet weight basis (i.e. not corrected for percent moisture) unless otherwise indicated.

BLANK QC SAMPLE IDENTIFICATION

MB	Method Blank
EB	Extraction Blank
ICB	Initial Calibration Blank
CCB	Continuing Calibration Blank

SPIKE QC SAMPLE IDENTIFICATION

MS	Method (Matrix) Spike
MSD	Method (Matrix) Spike Duplicate
PDS	Post-Digestion Spike
PSD	Post-Digestion Spike Duplicate
SB	Spike Blank
SBD	Spike Blank Duplicate

REFERENCE STANDARD QC SAMPLE IDENTIFICATION

LCS	Laboratory Control Standard
RS	Reference Standard
ICV	Initial Calibration Verification Standard
CCV	Continuing Calibration Verification Standard
ISA/ISB	ICP Interference Check Sample
ICL	Initial Calibration/Laboratory Control Sample
DSC	Distilled Standard Check
CRI	CRDL Low-Level ICP Standard

DUPLICATE QC SAMPLE IDENTIFICATION

MD	Method (Matrix) Duplicate
ED	Extraction Duplicate
SD	Serial Dilution

Analyses performed by a subcontract laboratory are indicated on the analytical and/or quality control reports under "Technician" using the following codes:

SUBCONTRACT LABORATORY	CODE
Core Laboratories - Anaheim, CA	* AN
Core Laboratories - Casper, WY	* CA
Core Laboratories - Corpus Christi, TX	* CC
Core Laboratories - Edison, NJ	* ED

The analytical results, opinions or interpretations contained in this report are based upon information and material supplied by the client for whose exclusive and confidential use this report has been made. The analytical results, opinions or interpretations expressed represent the best judgment of Core Laboratories. Core Laboratories, however, makes no warranty or representation, express or implied, of any type, and expressly disclaims same as to the productivity, proper operations or profitableness of any oil, gas, coal or other mineral property, well or sand in connection with which such report is used or relied upon for any reason whatsoever. This report shall not be reproduced, in whole or in part, without the written approval of Core Laboratories.

QUALITY ASSURANCE METHODS

REFERENCES AND NOTES

Report Date: 08/29/97

Core Laboratories - Gulf States - Houston, TX	* HE
Core Laboratories - Houston, TX	* HP
Core Laboratories - Indianapolis, IN	* IN
Core Laboratories - Lake Charles, LA	* LC
Core Laboratories - Long Beach, CA	* LB
Core Laboratories - Tampa, FL	* TP
Core Laboratories - Valparaiso, IN	* VP
Other Subcontract Laboratories	* XX

EXPLANATION OF DATA QUALIFIERS - ORGANIC PARAMETERS

U - This qualifier indicates that the analyte was analyzed for but not detected.

J - This qualifier indicates that the value is an estimate. It is used when a compound is determined to be present based on the mass spectral data but at a concentration less than the practical quantitation limit of the method.

E - This qualifier indicates that a sample result is an estimate because the concentration exceeded the upper calibration range of the instrument.

EXPLANATION OF DATA QUALIFIERS - METALS & INORGANIC PARAMETERS

U - This qualifier indicates that the analyte was analyzed for but not detected.

B - This qualifier indicates that the analyte was detected at a level below the reporting limit but greater than or equal to the instrument detection limit.

EXPLANATION OF DATA FLAGS - ALL PARAMETERS

B - This flag indicates that an analyte is present in the method blank as well as in the sample. The client should consider this when evaluating the data.

E - This flag indicates the reported value is estimated due to sample matrix interference.

W - This flag indicates that a post-digestion spike for GFAA analysis is outside quality control limits.

X - This flag indicates that a surrogate recovery is outside quality control limits.

Y - This flag indicates a spike or spike duplicate recovery is outside quality control limits.

Z - This flag indicates a relative percent difference for a spike and spike duplicate is outside quality control limits.

* - This flag indicates a relative percent difference for a duplicate analysis is outside quality control limits.

^ - This flag indicates a percent recovery for a standard is outside quality control limits.

The analytical results, opinions or interpretations contained in this report are based upon information and material supplied by the client for whose exclusive and confidential use this report has been made. The analytical results, opinions or interpretations expressed represent the best judgment of Core Laboratories. Core Laboratories, however, makes no warranty or representation, express or implied, of any type, and expressly disclaims same as to the productivity, proper operations or profitableness of any oil, gas, coal or other mineral property, well or sand in connection with which such report is used or relied upon for any reason whatsoever. This report shall not be reproduced, in whole or in part, without the written approval of Core Laboratories