ENTERED

TRANSWESTERN PIPELINE COMPANY
An ENERGY TRANSFER Company

MAR 14 2016

February 29, 2016

Mr. Dave Cobrain
New Mexico Hazardous Waste Bureau
New Mexico Environment Department
2905 Rodeo Park Drive East, Building 1
Santa Fe, New Mexico 87505-6313

RE: Submittal of 2015 Groundwater Remediation Activities
For the Former Surface Impoundments Annual Report
Roswell Compressor Station No. 9
Transwestern Pipeline Company, LLC
Roswell, Chavez County, New Mexico
NMOCD Case #GW-052/EPA ID NO. NMD986676955

Dear Mr. Cobrain:

In general accordance with *Section IX – Reporting Requirements* of the March 2013 *Stipulated Final Order* for Transwestern Pipeline Company, LLC's (Transwestern) Roswell Compressor Station No. 9 (Site), attached for your review is the *2015 Groundwater Remediation Activities for the Former Surface Impoundments Annual Report* for the site.

If you have any questions or comments regarding this submission, please do not hesitate to contact me at (210) 870-2725 (office) or JD Haines of EarthCon Consultants, Inc. at (317) 450-6126.

Sincerely,

SBoultinghouse

Stacy Boultinghouse, PG(TX4889/LA73)
Environmental Manager
Transwestern Pipeline Company, LLC
Stacy.Boultinghouse@energytransfer.com

Attachment: 2015 Groundwater Remediation Activities for the Former Surface Impoundments Annual Report

ec: Neelam Dhawan, Hazardous Waste Bureau, New Mexico Environment Department
Robert Murphy, Hazardous Waste Bureau, New Mexico Environment Department
Brad Billings, Environmental Bureau, New Mexico Oil Conservation Division
Tim Gum, Environmental Bureau, New Mexico Oil Conservation Division (Artesia)
Steven Ikeda, New Mexico State Land Office
Laurie King, US Environmental Protection Agency - Region 6
Larry Campbell - Transwestern Pipeline Company (Roswell, NM)
JD Haines - EarthCon Consultants, Inc.

EARTHCON

REPORT OF 2015 GROUNDWATER REMEDIATION ACTIVITIES
FORMER SURFACE IMPOUNDMENTS
TRANSWESTERN COMPRESSOR STATION NO. 9
(ROSWELL COMPRESSOR STATION)
6381 NORTH MAIN STREET
ROSWELL, CHAVES COUNTY, NEW MEXICO
NMOCD GW-052
NMED 1656; EPA ID NMD986676955

PREPARED FOR:

TRANSWESTERN PIPELINE COMPANY, LLC
1300 MAIN
HOUSTON, TEXAS 77002

PREPARED BY:

EARTHCON CONSULTANTS, INC.
14405 WALTERS ROAD, SUITE 700
HOUSTON, TEXAS 77014
281.240.5200

EarthCon Project No. 02.20120037.00

February 29, 2016

EARTHCON®

Report of 2015 Groundwater Remediation Activities
Former Surface Impoundments
Transwestern Compressor Station No. 9
(Roswell Compressor Station)
6381 North Main Street
Roswell, Chaves County, New Mexico
NMOCD GW-052
NMED 1656; EPA ID NMD986676955

Prepared For:

Transwestern Pipeline Company, LLC
1300 Main
Houston, TX 77002

February 29, 2016

EarthCon Project No. 02.20120037.00

EarthCon Consultants, Inc. (EarthCon) is submitting to Transwestern Pipeline Company, LLC (Transwestern) this *Report of 2015 Groundwater Remediation Activities* for the Roswell Compressor Station in Roswell, Chaves County, New Mexico. This report has been prepared for the exclusive use of and reliance by Transwestern, and may not be relied upon by any other person or entity without the express written authorization of EarthCon.

Any reliance, use, or re-use of this document (or the opinions, findings, conclusions, or recommendations if any represented herein), by parties other than those expressly authorized by EarthCon is at the sole risk of those parties. This report was prepared by or performed under the direction of the EarthCon Professionals listed below and approved by Transwestern.

Signed:

Stephanie Saia Williams, EIT
Project Engineer
EarthCon Consultants, Inc.

Steve Diamond, PE (GA, MO, SC, MI)
Senior Engineer
EarthCon Consultants, Inc.

J.D. Haines, LPG (Indiana)
Principal Geologist
EarthCon Consultants, Inc.

Date: February 29, 2016

Copyright © 2015 EarthCon Consultants, Inc. All Rights Reserved
EarthCon Consultants, Inc.
14405 Walters Road
Suite 700
Houston, TX 77014

P: 281-240-5200
www.earthcon.com
Environmental Challenges
BUSINESS SOLUTIONS ®

EARTHCON

Report of 2015 Groundwater Remediation Activities
Former Surface Impoundments
Transwestern Compressor Station No. 9
(Roswell Compressor Station)
6381 North Main Street
Roswell, Chaves County, New Mexico
NMOCDGW-052
NMED 1656; EPA ID NMD986676955

Prepared For:

Transwestern Pipeline Company, LLC
1300 Main
Houston, TX 77002

February 29, 2016

Certification Statement
40 CFR 270.11(d)(1)

I certify under penalty of law that this document and all attachments were prepared under my direction or supervision according to a system designed to assure that qualified personnel properly gather and evaluate the information submitted. Based on my inquiry of the person or persons who manage the system, or those persons directly responsible for gathering the information, the information submitted, is, to the best of my knowledge and belief, true, accurate, and complete. I am aware that there are significant penalties for submitting false information, including the possibility of fine and imprisonment for knowing violations.

SBoultinghouse

Stacy Boultinghouse, PG (TX, LA)
Waste, Water, & Remediation Manager
Transwestern Pipeline Company, LLC

29 Feb '16
Date

Copyright © 2015 EarthCon Consultants, Inc. All Rights Reserved
EarthCon Consultants, Inc.
14405 Walters Road
Suite 700
Houston, TX 77014

P: 281-240-5200
www.earthcon.com
Environmental Challenges BUSINESS SOLUTIONS ®

EXECUTIVE SUMMARY

This *Report of 2015 Groundwater Remediation Activities* was prepared by EarthCon Consultants, Inc. (EarthCon) on behalf of Transwestern Pipeline Company, LLC (Transwestern) for the Former Surface Impoundments at the Transwestern Compressor Station No. 9 (also known as the Roswell Compressor Station) property located at 6381 North Main Street in Roswell, New Mexico. On March 13, 2013, the New Mexico Environment Department (NMED) issued a Stipulated Order (SO) that governs activities associated with the Former Surface Impoundments. Therefore, this annual groundwater report was developed in general accordance with *Section IX.D – Reporting Requirements* of the SO.

The remediation system in operation at the Roswell Compressor Station consists of soil vapor extraction (SVE) and treatment, and groundwater/phase separated hydrocarbon (PSH) recovery and treatment using multiphase extraction (MPE). The recovery system well network currently consists of twelve SVE-only wells and 35 MPE wells. A network of 30 monitoring wells (29 installed in the Uppermost Aquifer and one installed in the deeper regional San Andres Formation Aquifer) is used to assess groundwater conditions within the Project Area.

During 2015, the SVE portion of the recovery system operated year round with the exception of periods of maintenance, and the groundwater/PSH recovery portion operated from late-June to early August and mid-October to late-November. The groundwater portion of the system was manually deactivated due to system modification and freezing temperatures.

As part of remediation system operation, water samples were collected monthly from several locations in the treatment process to assess treatment efficiency and compliance with discharge requirements; and semiannual groundwater sampling was conducted in April and November 2015 to assess groundwater conditions.

The remediation system recovered, approximately 2,600 pounds of hydrocarbons (or about 380 gallons equivalents) in 2015 through the SVE system operation. The groundwater/PSH recovery system treated and discharged 64,140 gallons of groundwater and recovered approximately 310 gallons of PSH. Groundwater was treated and dispersed on-site via a permitted (Discharge Permit NMOCD GW-052) irrigation system. Accumulated PSH was removed and sent to an off-site permitted recycling facility.

Copyright © 2015 EarthCon Consultants, Inc. All Rights Reserved
EarthCon Consultants, Inc.
14405 Walters Road
Suite 700
Houston, TX 77014

P: 281-240-5200
www.earthcon.com
Environmental Challenges
BUSINESS SOLUTIONS ®

Consistent with previous year's observations, the April and November 2015 gauging data identified northern and southeastern components of groundwater flow from a groundwater divide in the vicinity of the former surface impoundments in the Uppermost Aquifer beneath the Project Area.

The three current drivers of the groundwater monitoring, SVE recovery and groundwater recover system are the PSH, benzene and 1,1-dichloroethene (1,1-DCE). Benzene and 1,1-DCE were the only constituents detected at concentrations exceeding the applicable cleanup levels during the 2015 semiannual groundwater monitoring events. Delineation to applicable New Mexico Water Quality Control Commission's (NMWQCC) standards and the EPA Maximum Contaminant Levels (MCLs) appears to be maintained within the existing monitoring network. EarthCon recommends continuing operation of the remediation system to recover PSH and reduce dissolved-phase hydrocarbons in 2016.

Copyright © 2015 EarthCon Consultants, Inc. All Rights Reserved
EarthCon Consultants, Inc.
14405 Walters Road
Suite 700
Houston, TX 77014

P: 281-240-5200
www.earthcon.com
Environmental Challenges
BUSINESS SOLUTIONS ®

TABLE OF CONTENTS

EXECUTIVE SUMMARY iv
1.0 INTRODUCTION 1
2.0 SCOPE OF ACTIVITIES 3
3.0 REGULATORY CRITERIA 4
4.0 GROUNDWATER MONITORING & CHEMICAL ANATLYICAL DATA RESULTS 5
5.0 RECOVERY SYSTEM MONITORING 7
6.0 SUMMARY OF FINDINGS AND CONCLUSIONS 8
7.0 RECOMENDATIONS 9

TABLES

Table 4-1 Summary of Well Completion Details
Table 4-2 Summary of Groundwater Surface Elevations
Table 4-3 Sampling and Analysis Plan
Table 4-4 Summary of Groundwater Analytical Results
Table 4-5 Summary of Groundwater Analytical Results for Samples Below PSH
Table 5-1 SVE System Potential Emissions Estimate for Total Volatile Organic Compounds
Table 5-2 Summary of Treated Water Irrigation Rates
Table 5-3 Summary of Water Treatment System Analyses

FIGURES

Figure 1-1 Site Location Map
Figure 1-2 Site Features
Figure 1-3 Remediation System Layout
Figure 1-4 Equipment Compound Detail
Figure 1-5 Well Locations
Figure 4-1 Groundwater Surface Elevations in the Uppermost Aquifer (April 20, 2015)
Figure 4-2 Groundwater Surface Elevations in the Uppermost Aquifer (November 3, 2015)

Copyright © 2015 EarthCon Consultants, Inc. All Rights Reserved
EarthCon Consultants, Inc.
14405 Walters Road
Suite 700
Houston, TX 77014

P: 281-240-5200
www.earthcon.com
Environmental Challenges
BUSINESS SOLUTIONS ®

Figure 4-3 Distribution of PSH in the Uppermost Aquifer, April 2015
Figure 4-4 Distribution of PSH in the Uppermost Aquifer, November 2015
Figure 4-5 Distribution of Dissolved Benzene in the Uppermost Aquifer, April 2015
Figure 4-6 Distribution of Dissolved Benzene in the Uppermost Aquifer, November 2015
Figure 4-7 Distribution of Dissolved BTEX in the Uppermost Aquifer, April 2015
Figure 4-8 Distribution of Dissolved BTEX in the Uppermost Aquifer, November 2015
Figure 4-9 Distribution of Dissolved 1,1-DCE in the Uppermost Aquifer, April 2015
Figure 4-10 Distribution of Dissolved 1,1-DCE in the Uppermost Aquifer, November 2015

APPENDICES

Appendix A Historical Submittal Summary
Appendix B Copies of April/May and November 2015 Field Notes
Appendix C Analytical Data Packages – Semiannual Groundwater Sampling
Appendix D Analytical Data Packages – SVE and Groundwater Treatment System Sampling
Appendix E Historical SVE System Table for Gasoline Range Organics
Appendix F PSH Disposal Manifest

Copyright © 2015 EarthCon Consultants, Inc. All Rights Reserved
EarthCon Consultants, Inc.
14405 Walters Road
Suite 700
Houston, TX 77014

P: 281-240-5200
www.earthcon.com
Environmental Challenges
BUSINESS SOLUTIONS ®

1.0 INTRODUCTION

This *Report of 2015 Groundwater Remediation Activities* was prepared by EarthCon Consultants, Inc. (EarthCon) on behalf of Transwestern Pipeline Company, LLC (Transwestern) to document on-going corrective actions associated with the Former Surface Impoundments at the Transwestern Compressor Station No. 9 (also known as the Roswell Compressor Station) property, located at 6381 North Main Street in Roswell, New Mexico (see **Figure 1-1, Site Location Map**). On March 13, 2013, the New Mexico Environment Department (NMED) issued a Stipulated Order (SO) that governs environmental activities conducted within the Project Area. Therefore, this document was developed in general accordance with *Section IX.D – Reporting Requirements* of the SO. A historical summary of submittals and documents submitted to New Mexico since the SO is provided in **Appendix A**.

For the purposes of this report, the term "Facility" will be used to denote the entire compressor station and "Project Area" will be used to refer to the remediation area including the northeastern corner of the compressor station and the adjacent land leased from the State of New Mexico Trust (see **Figure 1-2, Site Features**).

The Facility is an active natural gas compression station, owned and operated by Transwestern, located approximately 8 miles north of the city center of Roswell, New Mexico along the eastern side of U.S. Highway 285. The Facility occupies approximately 77 acres of land in Section 21 (SW¼ of the SW¼) and Section 28 (NW¼ of the NW¼) of Township 9S and Range 24E, Chaves County, New Mexico (see **Figure 1-1**). Access is via U.S. Highway 285, and the entire Facility is secured by a chain-link fence with locked gates.

The Project Area encompasses a portion of the northwest corner of the Facility, and extends off-site to the northeast and east of the Facility on a portion of a 40-acre easement leased from the New Mexico State Land Office (SLO) State Trust Land for remediation and monitoring purposes (see **Figure 1-2**). A majority of the off-site extraction and monitoring wells are located within a fenced perimeter.

The Facility is located along the Transwestern natural gas pipeline that extends from Texas to the Arizona/California border, and serves as the district offices for Transwestern's New Mexico operations. The compressor station services two 30-inch Mainlines and two 24-inch Lateral pipelines. The primary function of the compressor station is to boost the pressure of the natural

Copyright © 2015 EarthCon Consultants, Inc. All Rights Reserved
EarthCon Consultants, Inc.
14405 Walters Road
Suite 700
Houston, TX 77014

P: 281-240-5200
www.earthcon.com
Environmental Challenges
BUSINESS SOLUTIONS®

gas stream by means of compressors powered by natural gas-fueled internal combustion engines. Additionally, the Facility conducts gas transmission line maintenance operations that generate waste hydrocarbons, including condensate, pigging and other wastes, which were historically discharged to the Former Surface Impoundments (also referred to as Pits 1 and 2). Wastes generated by current pipeline maintenance activities are temporarily stored in aboveground storage tanks at the Facility prior to off-site recycling.

Following removal of waste from the Former Surface Impoundments and backfilling with clean soil in 2001, a soil and groundwater remediation system was designed and installed to address dissolved and phase separated hydrocarbons (PSH) detected in groundwater.

The remediation system consists of a soil vapor extraction (SVE) and treatment unit, and groundwater/PSH recovery and treatment unit and well network of twelve SVE-only wells and 35 multi-phase extraction (MPE) wells (see remediation system layout and components in **Figures 1-3** and **1-4**). Soil vapor is extracted via SVE-only wells and MPE wells and routed to two Baker Furnace thermal oxidizer units for treatment. Groundwater and PSH can be are recovered by pneumatic pumps installed in MPE wells. The recovered fluids are conveyed to a 90-barrel aboveground storage tank that serves as a surge tank and separation unit for PSH and groundwater. Separated groundwater is conveyed to a treatment train consisting of an air stripper, particulate filter vessel followed by two granulated activated carbon (GAC) units in series. The treated water is then conveyed to an irrigation water tank for dispersal via a permitted irrigation system (Discharge Permit GW-052). PSH separated in the surge tank is removed and sent off-site to a permitted facility for recycling. The SVE portion of the system began operation in March 2003, while operation of the groundwater/PSH recovery portion of the system began in April 2004.

Currently, a network of 30 monitoring wells (29 installed in the Uppermost Aquifer and one installed in the deeper regional San Andres Formation Aquifer) is used to assess groundwater conditions within the Project Area.

Typically, the SVE portion of the system operates continuously, and groundwater/PSH recovery occurs from spring to fall, with brief shutdowns for repair and maintenance. In addition, the system is shutdown for 48 to 72 hours in preparation for semiannual monitoring.

This report documents groundwater remediation and monitoring activities conducted at the Project Area during year 2015. Field activities were conducted by CMB Environmental & Geologic

Copyright © 2015 EarthCon Consultants, Inc. All Rights Reserved
EarthCon Consultants, Inc.
14405 Walters Road
Suite 700
Houston, TX 77014

P: 281-240-5200
www.earthcon.com
Environmental Challenges
BUSINESS SOLUTIONS®

Services, Inc. (CMB) of Roswell, New Mexico. Document organization is as follows: **Section 1** (this section) contains introductory information; **Section 2** lists the scope of activities documented; **Section 3** identifies the regulatory criteria used in the data evaluations; **Section 4** describes semiannual groundwater monitoring results; **Section 5** summarizes recovery system monitoring results; and **Section 6** provides summary and conclusions for the reporting period. Tables, figures, and appendices follow the text of the report.

2.0 SCOPE OF ACTIVITIES

The activities performed for the Facility during this monitoring period include:

- Semiannual groundwater gauging and sampling;
- Remediation system operation and maintenance; and,
- Remediation system retrofit.

Semiannual groundwater sampling was conducted by CMB, Inc. in April/May and November 2015 in accordance with the *Monitoring and Sampling Plan* to assess groundwater conditions. The remediation system was manually deactivated for a period of 48 to 72 hours, prior to gauging and sampling. Groundwater levels were measured using a Solinist interface probe, which consist of an optical sensor probe capable of distinguishing both PSH and groundwater. Groundwater samples were collected using standard NMDEP sampling techniques. A combination of disposable bailers and bladder pumps with dedicated tubing was used to purge each well and collect a groundwater sample. Groundwater samples were collected from selected monitoring wells in accordance with the schedule included the in *Sampling and Analysis Plan* (*SAP*) for the Facility, and shown in **Table 4-3**. Groundwater samples were analyzed for Benzene, Toluene, Ethylbenzene and Xylenes (BTEX) via EPA method 8021B or for volatile organic compounds (VOCs) via EPA method 8260B in accordance with the *SAP*. Quality control samples including sample duplicates, field blanks, equipment blanks and trip blanks were collected during the semiannual sampling events. Water quality parameters were collected using a calibrated YSI 556 meter to monitor stabilization prior to sampling. Purged groundwater and equipment decontamination water were collected in a clean 55-gallon drum during sampling and then transferred to the surge tank for on-site treatment and disposal as

Copyright © 2015 EarthCon Consultants, Inc. All Rights Reserved
EarthCon Consultants, Inc.
14405 Walters Road
Suite 700
Houston, TX 77014

P: 281-240-5200
www.earthcon.com
Environmental Challenges
BUSINESS SOLUTIONS ®

described above. Copies of the field documentation for these monitoring events are included in **Appendix B**.

The remediation system is monitored weekly to asses for continuous operation of components, maintenance needs, and early detection of potential leaks. System readings, such as flow rates, pressure, and temperature, are collected by the operator on a routine basis to monitor the system's performance and treatment efficiencies. Monthly samples were collected in July, October and November from the groundwater treatment system at four locations in the treatment process: at the inlet of the air-stripper (or pre-treatment); at the outlet of the air stripper; at the outlet of the first GAC unit; and at the outlet of the irrigation water holding tank (or post-treatment). Samples from the first three treatment locations were analyzed for BTEX via method 8021B, and the post-treatment sample was analyzed for anions via EPA method 300.0, dissolved metals via EPA method 200.7, and VOCs via EPA method 8260B. In addition, influent air samples were collected in April, May, August and November 2015 from the process pipe prior to the Baker Furnaces and were analyzed for total volatile organic carbon (TVOC) using EPA method TO-15, as requested in NMED's response dated June 24, 2014 to the *2013 Groundwater Remediation Activities Report.* During this reporting period, particulate bag filters, air stripper cleaning, transfer pump replacement and pipe repairs were performed for the system.

The PSH recovery system was shut down from August 6, 2015 to October 1, 2015 to retrofit the system in order to comply with 40 CFR 53, Subpart GGGGG Standards. Two 400-lb carbon drums were connected to the exhaust pipe of the air stripper blower on September 26, 2015. Additional information is provided in Section 5.0 of this report.

3.0 REGULATORY CRITERIA

Groundwater Cleanup Levels were identified for the purpose of evaluating analytical data for groundwater samples collected during the semiannual sampling events, in accordance with Section VI.A. of the March 2013 SO for the Facility. The groundwater cleanup levels shown in **Table 4-4** were identified as described in the following paragraphs.

Cleanup Levels for the target *constituents of concern (COCs)* were identified using the New Mexico Water Quality Control Commission's (NMWQCC) standards and the EPA Maximum

Copyright © 2015 EarthCon Consultants, Inc. All Rights Reserved
EarthCon Consultants, Inc.
14405 Walters Road
Suite 700
Houston, TX 77014

P: 281-240-5200
www.earthcon.com
Environmental Challenges
BUSINESS SOLUTIONS ®

Contaminant Levels (MCLs). Where standards exist in both regulations; the lower of the two levels was used as the applicable cleanup standard. If neither a NMWQCC standard nor an MCL was established for a COC, then the cleanup level was identified as the screening level for tap water in Table A-1 of the February 2012 NMED Risk Assessment Guidance for Site Investigation and Remediation, or the EPA Region 6 Screening Levels for tap water.

The Facility has been in active remediation since 2001 and has been operating the remediation system under NMOCD's formal Discharge Permit GW-052. The NMOCD determined that the Discharge Permit is not necessary for the Facility, and it is more practical to regulate the Site under a Stage 2 Abatement Plan (AP). In December 2015, the Discharge Permit for the Facility was allowed to expire. A Stage 2 AP for the Site was submitted to the NMOCD for review. The NMOCD deemed the Stage 2 AP as administratively complete January 4, 2016 and Public Notice was initiated, as required, and will cease March 11, 2016 whereby the NMOCD may formally approve the Stage 2 AP. In accordance with the January 2012 Discharge Permit (GW-052) for the Facility, the analytical data for effluent samples from the groundwater treatment system were evaluated by comparison against the NMWQCC (20.6.2.3103) standards of 10 ug/L for Benzene, 750 ug/L for Ethylbenzene and Toluene, and of 620 ug/L for Xylenes.

4.0 GROUNDWATER MONITORING & CHEMICAL ANATLYICAL DATA RESULTS

The water bearing units at the site consist of a perched aquifer within the area of the former surface impoundments, an uppermost aquifer within which most of the monitoring and remedial activities take place, and the deeper San Andres Formation Aquifer. To-date, the deeper San Andres Formation Aquifer has not been impacted by the release associated with the former surface impoundments. A network of 30 monitoring wells, of which 29 are installed in the Uppermost Aquifer and one installed in the deeper regional San Andres Formation Aquifer, is used to assess groundwater conditions within the Project Area. Well locations are illustrated in **Figure 1-5** and a summary of well construction information is provided in **Table 4-1**.

Groundwater elevations shown in **Table 4-2** were calculated using the April and November 2015 gauging data and top-of-casing data from a survey conducted by PR Patton & Associates in October 2013. The groundwater elevation maps for the Uppermost Aquifer presented in **Figures 4-1 and 4-2** indicates that groundwater beneath the Project Area flows to both the

Copyright © 2015 EarthCon Consultants, Inc. All Rights Reserved
EarthCon Consultants, Inc.
14405 Walters Road
Suite 700
Houston, TX 77014

P: 281-240-5200
www.earthcon.com
Environmental Challenges
BUSINESS SOLUTIONS ®

north and the southeast from a groundwater divide near the northeast corner of the Facility, indicating the presence of a complex water-bearing unit with areas of preferential flow. This pattern is consistent with previous years' observations. It should be noted, that some wells were not used in the contouring on the potentiometric maps due to inconsistencies in the water levels obtained from those locations.

Based on the November 2015 gauging data, a groundwater gradient of 0.016 ft/ft was calculated for the northern component of groundwater flow, between monitoring wells MW-12 and MW-40, while a gradient of 0.009 ft/ft was calculated for the southeastern component of groundwater flow, between monitoring wells MW-16 and MW-35. A review of historical gauging data for the current monitoring wells in **Table 4-2** indicates that between 2009 and 2015 the Uppermost Aquifer has experienced an overall drop in water level ranging from an increase of 1.27 ft in MW-16 to a drop of 4.24 ft in MW-7, with a general average drop of 0.87 ft. The water level in MW-24D, installed in the regional aquifer has experienced a drop of 3.56 ft between 2009 and 2015.

A review of gauging data in **Table 4-2** indicates that for the November 2015 event, the average PSH thickness was 1.03 ft, with a maximum of 5.39 ft measured in MPE-40. Data in in **Table 4-2** also indicates that two (SVE-22 and SVE-23) of the nine SVE wells installed in the Perched Zone continues to exhibit PSH. The areal distribution of PSH in the Uppermost Aquifer, as measured during the April and November 2015 monitoring events is depicted in **Figures 4-3** and **4-4**. The areal extent of PSH observed in 2015 is generally consistent with 2014 results.

Groundwater samples were analyzed for BTEX by EPA method 8021B or for VOCs via EPA method 8260B in accordance with the *SAP*. Analytical results for groundwater samples are summarized in **Table 4-4** and laboratory data packages are included in **Appendix C**.

Transwestern implemented additional groundwater sampling in monitoring wells and MPE wells that accumulate PSH for the purpose of assessing loading of the dissolved plume via the PSH. Groundwater samples were collected from selected wells immediately after bailing the wells to remove the PSH. The results of these samples are provided on **Table 4-5**, and shown on **Figures 4-5** through **4-8**. Laboratory data packages are included in **Appendix C**.

Analytical data indicates that Benzene and 1,1-Dichloroethene (1,1-DCE) were detected at concentrations exceeding the applicable cleanup levels, and that both of these COCs remain delineated within the Project Area. The areal distribution of Benzene, BTEX and 1,1-DCE as

Copyright © 2015 EarthCon Consultants, Inc. All Rights Reserved
EarthCon Consultants, Inc.
14405 Walters Road
Suite 700
Houston, TX 77014

P: 281-240-5200
www.earthcon.com
Environmental Challenges
BUSINESS SOLUTIONS ®

measured during the May and November 2015 monitoring events is depicted in **Figures 4-5** through **4-10**. The areal distribution of Benzene, BTEX and 1,1-DCE observed in 2015 is generally consistent with 2014 results.

Analytical results for the blanks are included in the laboratory data packages in **Appendix C**, and indicate that there were no target analyte detections. For quality assurance purposes, the relative percent difference (RPD) of the reported concentrations between the original samples and the duplicates were calculated for BTEX in MW-16 in April and MW-34 in November, and for 1,1-DCA and 1,1-DCE in MW-26 and MW-42 during April and November, respectfully. The RPD for BTEX and both 1,1 DCA and 1,1 DCE were below 20%. These RPD calculations are also included in **Appendix C**. Analytical results are summarized in **Table 4-4** and laboratory data packages are included in **Appendix C**.

5.0 RECOVERY SYSTEM MONITORING

During 2015, the SVE portion of the recovery system was operational year round with the exception of periods of equipment repair. The west Baker Furnace was down until March 13, 2015 for repairs. The groundwater/PSH recovery portion operated from June 26, 2015 to August 6, 2015 and again from October 1, 2015 to November 20, 2015. As discussed previously, the groundwater/PSH recovery system was manually deactivated in August and September to install and connect two 400-lb vapor-phase GAC drums to the air stripper blower for treating emissions. The two GAC drums were installed on September 26, 2015 to comply with 40 CFR 63, subpart GGGGG. Samples were taken between and after the 400-lb carbon vessels with a PID meter to monitor breakthrough. The system was shut down at the end of November to prevent freezing of equipment.

In a letter dated May 29, 2015, NMED approved quarterly air sampling of the influent vapor to the Baker Furnaces. Air samples were collected during in April, May, August and November 2015 from the influent stream to the Baker Furnaces and were analyzed for TVOCs using EPA method TO-15. Analytical data summarized in **Table 5-1** indicates that the SVE system recovered approximately 2,600 pounds (or about 380 gallons equivalents) of total volatile organic compounds in 2015. Laboratory data packages are included in **Appendix D**. Historical SVE data was analyzed for TPH in the gasoline range organics (GRO) via EPA method 8015D. These historical tables have been included in **Appendix E**.

Copyright © 2015 EarthCon Consultants, Inc. All Rights Reserved
EarthCon Consultants, Inc.
14405 Walters Road
Suite 700
Houston, TX 77014

P: 281-240-5200
www.earthcon.com
Environmental Challenges
BUSINESS SOLUTIONS ®

Operation records for the irrigation system presented in **Table 5-2** indicate that the volume of groundwater recovered, treated and discharged in 2015 was 64,140 gallons. In addition, approximately 310 gallons of PSH accumulated in the surge tank in 2015. On January 20, 2016, approximately 1,700 gallons (54.1 barrels) of PSH and water, accumulated during system operation in 2015, were removed from the surge tank and transported to Gandy Corporation's plant in Lovington, New Mexico, for recycling via fuel blending (see removal documentation in **Appendix F**).

Monthly samples were collected in July, October and November from the groundwater treatment system. Samples from the first three treatment locations were analyzed for BTEX via method 8021B, and the post-treatment sample was analyzed for anions via EPA method 300.0, dissolved metals via EPA method 200.7, and VOCs via EPA method 8260B. Analytical data is summarized in **Table 5-3** and laboratory data packages are included in **Appendix D**. The analytical data for these samples demonstrates that the treatment system is effectively removing the hydrocarbon constituents present in the recovered groundwater. Furthermore, analytical data for the post-treatment sample indicate that Benzene, Ethylbenzene, Toluene and Xylenes were reported as not detected above the laboratory reporting limits (RLs). Since the RLs for Benzene, Ethylbenzene, Toluene and Xylenes are lower than the NMWQCC standards, the remediation system met the groundwater Discharge Permit requirements.

During late-August to early-December, Transwestern ran a pilot study to test the effects of a small diffuser placed in a well with product. The diffuser was placed in MPE-40 and bubbled at a rate of less than 0.8 cubic feet per second (cfs). The test results showed that initially the PSH thickness was reduced, but after approximately a month conditions returned to previous levels. It was also concluded that the test had minimal effect on the recovery rate from MPE-40.

6.0 SUMMARY OF FINDINGS AND CONCLUSIONS

Based on the information presented in the previous sections regarding the operation of the remediation system installed at the Project Area, the following findings and conclusions are offered:

- The November 2015 gauging data identified a northern component of groundwater flow with a gradient of 0.016 ft/ft, and a southeastern component of groundwater flow with a gradient of 0.009 ft/ft. This pattern is consistent with previous years' observations.

Copyright © 2015 EarthCon Consultants, Inc. All Rights Reserved
EarthCon Consultants, Inc.
14405 Walters Road
Suite 700
Houston, TX 77014

P: 281-240-5200
www.earthcon.com
Environmental Challenges
BUSINESS SOLUTIONS ®

- Historical gauging data indicates that between 2009 and 2015, monitoring wells in the Uppermost Aquifer have experienced an average drop of 0.87 ft in water level, while the water level drop in the deep well is 3.56 ft.
- Analytical data from the semiannual groundwater monitoring events indicates that only Benzene and 1,1-Dichloroethene were detected at concentrations exceeding the applicable cleanup levels, and that delineation is maintained within the existing monitoring network.
- During 2015, the SVE portion of the recovery system operated until year round with the exception of the west Baker Furnace being down until March 13, 2015, and the groundwater/PSH recovery portion operated from late-June to early August and early-October to late-November.
- The groundwater/PSH recovery system recovered, treated and discharged 64,140 gallons of groundwater in 2014.
- The groundwater/PSH recovery system recovered approximately 310 gallons of PSH in 2015.
- Samples collected in July, October, and November 2015 from the groundwater treatment system demonstrate that the treatment system is effectively removing the hydrocarbon constituents present in the recovered groundwater.
- Further, the post-treatment sample indicates that the Discharge Permit's requirements for Benzene, Ethylbenzene, Toluene and Xylenes were met.

7.0 RECOMENDATIONS

Semi-annual groundwater sampling will continue as noted on **Table 4-3**. Groundwater sampling in the wells that accumulate PSH will serve to assess trends in loading of dissolved constituents.

Continued operation of the remediation system to recover PSH and reduce dissolved-phase hydrocarbons is recommended in 2016. System modifications may be performed to improve hydrocarbon recovery. Transwestern will continue quarterly sampling on the vapor stream obtained from the SVE/MPE influent to the Baker Furnaces. Monthly sampling from the

Copyright © 2015 EarthCon Consultants, Inc. All Rights Reserved
EarthCon Consultants, Inc.
14405 Walters Road
Suite 700
Houston, TX 77014

P: 281-240-5200
www.earthcon.com
Environmental Challenges
BUSINESS SOLUTIONS ®

groundwater treatment system at the four locations or stages in the train will continue in 2016 to ensure compliance with the Discharge Permit and the NMWQCC standards.

Copyright © 2015 EarthCon Consultants, Inc. All Rights Reserved
EarthCon Consultants, Inc.
14405 Walters Road
Suite 700
Houston, TX 77014

P: 281-240-5200
www.earthcon.com
Environmental Challenges
BUSINESS SOLUTIONS ®

TABLES

Table 4-1. Summary of Well Completion Details
Transwestern Compressor Station No. 9 - Roswell, NM

Well	Date of Completion	Total Depth of Boring (ft bgs)	Measured Depth of Well (ft from TOC)	Surface Completion Type	Casing Diameter (in.)	Screen Interval (ft bgs)	Top of Sand Pack (ft bgs)
MW-1B	04/21/93	65.5	64.65	Flush Mount	2	55-65	53
MW-2	04/21/93	65	61.61	Flush Mount	2	55-65	53
MW-3	04/26/93	72.5	na	Flush Mount	2	60-70	58
MW-5	04/28/93	70	69.35	Flush Mount	2	60-70	58
MW-6	12/01/94	79	na	Flush Mount	2	59.9-74.9	57.1
MW-7	08/22/95	70.5	na	Flush Mount	2	50-70	48.1
MW-8	08/16/95	76.8	73.80	Flush Mount	2	59-74	57.2
MW-9	08/18/95	70	69.75	Flush Mount	2	50-70	47.9
MW-10	09/10/96	74.5	72.15	Flush Mount	2	57-72	55.3
MW-11	09/16/96	72	68.30	Flush Mount	2	54-69	51.5
MW-12	09/11/96	64	na	Flush Mount	2	44-64	42
MW-13	09/13/96	72	na	Flush Mount	2	57-72	55
MW-14	09/10/96	64.5	na	Flush Mount	2	49.5-64.5	48
MW-15	09/20/96	68.5	na	Flush Mount	2	38.5-68.5	37
MW-16	09/19/96	71.4	71.46	Flush Mount	2	46.4-71.4	45.5
MW-17	09/21/96	70	na	Flush Mount	2	53-68	50.9
MW-18	09/25/96	71	na	Flush Mount	2	54-69	51.6
MW-19	09/26/96	69.5	na	Flush Mount	2	54.5-69.5	51
MW-20	08/04/97	64	na	Flush Mount	2	46.8-61.8	43.9
MW-21	08/06/97	75	na	Flush Mount	2	54-74	51.7
MW-22	08/04/97	68	na	Flush Mount	2	50-65	49
MW-26	09/01/98	65	na	Flush Mount	2	43-63	41
MW-27	09/02/98	75	na	Flush Mount	2	55-75	53
MW-28	11/14/00	75	74.81	Flush Mount	2	60-75	58
MW-29	11/18/00	75	74.45	Flush Mount	2	60-75	58
MW-30	11/16/00	75	74.70	Flush Mount	2	60-75	58
MW-31	09/21/01	75	74.55	Flush Mount	2	60-75	58
MW-32	09/23/01	75	74.20	Flush Mount	2	60-75	58
MW-33	09/22/01	75	74.60	Flush Mount	2	60-75	58
MW-34	01/06/03	79	75.75	Flush Mount	2	49-79	46
MW-35	01/07/03	79	76.71	Flush Mount	2	49-79	46
MW-36	09/29/03	75	74.35	Flush Mount	2	55-75	53
MW-37	09/29/03	70	69.61	Flush Mount	2	50-70	48
MW-38	09/30/03	68	67.76	Flush Mount	2	48-68	46
MW-39	08/06/13	70	70.00	Flush Mount	2	50-70	48
MW-40	08/05/13	70	70.25	Flush Mount	2	50-70	48
MW-41	08/05/13	70	70.20	Flush Mount	2	50-70	48
MW-42	08/06/13	75	75.93	Flush Mount	2	55-75	51
MW-23D	07/29/97	194	na	Flush Mount	4	167-187	164
MW-24D	09/10/98	180	na	Flush Mount	4	146-176	143
MW-25D	09/09/98	150	na	Flush Mount	4	119-149	117
SVE-1A	09/21/96	30	29.65	Flush Mount	2	20-30	19
SVE-2A	09/20/96	30	29.83	Flush Mount	2	20-30	17.5
SVE-3	09/16/96	62.3	61.90	Flush Mount	2	32.0-62.3	29.5
SVE-22	11/07/02	35	33.20	Flush Mount	2	25-35	23

Table 4-1. Summary of Well Completion Details
Transwestern Compressor Station No. 9 - Roswell, NM

Well	Date of Completion	Total Depth of Boring (ft bgs)	Measured Depth of Well (ft from TOC)	Surface Completion Type	Casing Diameter (in.)	Screen Interval (ft bgs)	Top of Sand Pack (ft bgs)
SVE-23	11/07/02	39	36.70	Flush Mount	2	25-35	22
SVE-24	11/13/02	30	28.85	Flush Mount	2	20-30	18
SVE-25	11/04/02	34	53.30	Flush Mount	2	24-34	21.6
SVE-26	11/05/02	35	32.45	Flush Mount	2	24-34	22
SVE-27	11/01/02	35	33.90	Flush Mount	2	20-35	18
SVE-28	10/29/02	35	36.00	Flush Mount	2	25-35	23
SVE-30	10/25/02	45	44.00	Flush Mount	2	20-45	18
SVE-31	10/28/02	35	33.95	Flush Mount	2	25-35	23
MPE-1	12/06/02	79	75.60	Flush Mount	4	54-74	49
MPE-2	12/24/02	79	71.75	Flush Mount	4	54-79	51
MPE-3	12/21/02	79	75.95	Flush Mount	4	54-79	51
MPE-4	12/19/12	79	78.30	Flush Mount	4	54-79	51
MPE-5	12/16/02	79	77.70	Flush Mount	4	59-79	56
MPE-6	12/17/02	79	75.00	Flush Mount	4	54-79	51
MPE-7	12/13/02	79	78.41	Flush Mount	4	54-74	51
MPE-8	12/14/02	79	77.55	Flush Mount	4	59-79	50
MPE-9	12/18/02	79	73.60	Flush Mount	4	54-74	51
MPE-10	12/09/02	79	75.30	Flush Mount	4	54-74	50
MPE-11	12/07/02	79	79.05	Flush Mount	4	54-74	50
MPE-12	12/06/02	79	75.40	Flush Mount	4	54-74	51
MPE-13	12/03/02	79	77.60	Flush Mount	4	54-74	50.7
MPE-14	11/25/02	79	76.80	Flush Mount	4	54-74	51
MPE-15	11/22/02	79	79.25	Flush Mount	4	59-74	54
MPE-16	11/27/02	79	78.20	Flush Mount	4	54-74	49
MPE-17	11/20/02	75	76.10	Flush Mount	4	55-70	49
MPE-18	11/21/02	79	78.68	Flush Mount	4	58-73	55
MPE-19	11/26/02	79	74.12	Flush Mount	4	49-74	46
MPE-20	11/20/02	78	77.60	Flush Mount	4	48-73	42
MPE-21	11/19/02	69	68.90	Flush Mount	4	44-64	41.9
MPE-22	11/07/02	80	77.52	Flush Mount	4	55-80	52
MPE-23	11/06/02	80	78.41	Flush Mount	4	55-80	52
MPE-24	11/13/02	74	73.77	Flush Mount	4	49-74	46
MPE-25	11/04/02	80	77.45	Flush Mount	4	54-79	51
MPE-26	11/06/02	84	77.35	Flush Mount	4	54-84	49
MPE-27	10/31/02	79	79.40	Flush Mount	4	54-79	48
MPE-28	10/31/02	82	77.67	Flush Mount	4	46-76	43
MPE-29	11/02/02	79	78.35	Flush Mount	4	54-79	51
MPE-30	10/25/02	80	77.96	Flush Mount	4	59-79	56
MPE-31	10/28/02	80	78.80	Flush Mount	4	59-79	58
MPE-32	11/19/02	79	78.30	Flush Mount	4	44-74	39.2
MPE-33	11/18/02	79	78.00	Flush Mount	4	44-79	41.6
MPE-34	10/24/02	80	77.52	Flush Mount	4	59-79	56
MPE-35	11/15/02	79	79.21	Flush Mount	4	54-74	51
MPE-36	11/14/02	74	71.31	Flush Mount	4	44-74	41
MPE-37	11/15/02	74	73.60	Flush Mount	4	44-74	41

Table 4-1. Summary of Well Completion Details
Transwestern Compressor Station No. 9 - Roswell, NM

Well	Date of Completion	Total Depth of Boring (ft bgs)	Measured Depth of Well (ft from TOC)	Surface Completion Type	Casing Diameter (in.)	Screen Interval (ft bgs)	Top of Sand Pack (ft bgs)
MPE-38	08/07/13	75	75.00	Flush Mount	4	55-75	53
MPE-39	08/08/13	75	74.30	Flush Mount	4	55-75	53
MPE-40	08/08/13	75	72.60	Flush Mount	4	55-75	53
MPE-41	08/07/13	75	74.95	Flush Mount	4	55-75	53

Note:
Light blue denote well plugged and abandoned (P&A) in August 2013

Table 4-2. Summary of Groundwater Surface Elevations
Transwestern Compressor Station No. 9 - Roswell, NM

Well ID	Sampling Date	Top of Casing (ft)	Depth to PSH (ft)	Depth to Groundwater (ft)	PSH (ft)	Groundwater Surface Elevation (ft)
MW-1 B	3/10/09	3609.96	60.46	62.20	1.74	3,549.08
	10/8/09		sheen	64.18	sheen	3,545.78
	1/26/10		60.32	60.60	0.28	3,549.57
	3/22/10		59.82	61.86	2.04	3,549.65
	4/17/11		60.18	62.05	1.87	3,549.33
	12/22/11		61.01	63.24	2.23	3,548.41
	4/17/12		60.65	62.45	1.80	3,548.88
	10/18/12		61.88	64.21	2.33	3,547.52
	1/22/13		61.38	63.55	2.17	3,548.06
	4/15/13		61.24	63.10	1.86	3,548.27
	11/3/13	3610.74 (h)	62.19	63.35	1.16	3,548.27
	4/30/14		61.50	62.73	1.23	3,548.94
	11/19/14		61.87	64.03	2.16	3,548.35
	4/21/15		61.76	63.25	1.49	3,548.62
	11/3/15		61.88	63.66	1.78	3,548.43
MW-2	3/10/09	3611.76	(a)	59.10	(a)	3,552.66
	10/8/09		(a)	60.39	(a)	3,551.37
	3/22/10		(a)	59.66	(a)	3,552.10
	4/17/11		(a)	59.77	(a)	3,551.99
	12/22/11		(a)	59.79	(a)	3,551.97
	4/17/12		(a)	60.30	(a)	3,551.46
	10/18/12		(a)	61.30	(a)	3,550.46
	1/22/13		(a)	61.07	(a)	3,550.69
	4/15/13		(a)	61.30	(a)	3,550.46
	11/3/13	3612.62 (h)	(a)	60.77	(a)	3,551.85
	4/30/14		(a)	60.48	(a)	3,552.14
	11/19/14		(a)	60.60	(a)	3,552.02
	4/21/15		(a)	58.85	(a)	3,553.77
	11/3/15		(a)	59.45	(a)	3,553.17
MW-3	3/10/09	3614.87	(a)	66.23	(a)	3,548.64
	10/8/09		(a)	66.77	(a)	3,548.10
	3/22/10		(a)	66.37	(a)	3,548.50
	4/17/11		(a)	66.39	(a)	3,548.48
	12/22/11		(a)	66.86	(a)	3,548.01
	4/17/12		(a)	66.67	(a)	3,548.20
	10/18/12		(a)	67.28	(a)	3,547.59
	1/22/13		(a)	67.22	(a)	3,547.65
	4/15/13		(a)	67.11	(a)	3,547.76
	11/3/13	3615.75 (h)	(a)	67.47	(a)	3,548.28
	4/30/14		(a)	67.31	(a)	3,548.44
	11/19/14		(a)	67.74	(a)	3,548.01
	4/21/15		(a)	67.52	(a)	3,548.23
	11/3/15		(a)	67.61	(a)	3,548.14

Table 4-2. Summary of Groundwater Surface Elevations
Transwestern Compressor Station No. 9 - Roswell, NM

Well ID	Sampling Date	Top of Casing (ft)	Depth to PSH (ft)	Depth to Groundwater (ft)	PSH (ft)	Groundwater Surface Elevation (ft)
MW-7	3/10/09	3599.20	(a)	58.24	(a)	3,540.96
	10/8/09		(a)	62.12	(a)	3,537.08
	3/22/10		(a)	58.68	(a)	3,540.52
	4/17/11		(a)	59.42	(a)	3,539.78
	12/22/11		(a)	63.09	(a)	3,536.11
	4/17/12		(a)	62.30	(a)	3,536.90
	10/18/12		(a)	66.14	(a)	3,533.06
	1/22/13		(a)	64.40	(a)	3,534.80
	4/15/13		(a)	63.71	(a)	3,535.49
	11/3/13	3599.96 (h)	(a)	66.07	(a)	3,533.89
	4/30/14		(a)	64.30	(a)	3,535.66
	11/19/14		(a)	64.02	(a)	3,535.94
	4/20/15		(a)	61.04	(a)	3,538.92
	11/3/15		(a)	63.24	(a)	3,536.72
MW-10	3/10/09	3617.85	(a)	68.49	(a)	3,549.36
	10/8/09		(a)	69.18	(a)	3,548.67
	3/22/10		(a)	68.85	(a)	3,549.00
	4/17/11		(a)	68.85	(a)	3,549.00
	12/22/11		(a)	69.32	(a)	3,548.53
	4/17/12		(a)	69.19	(a)	3,548.66
	10/18/12		(a)	69.78	(a)	3,548.07
	1/22/13		(a)	69.79	(a)	3,548.06
	4/15/13		(a)	69.70	(a)	3,548.15
	11/3/13	3618.81 (h)	(a)	70.04	(a)	3,548.77
	4/30/14		(a)	69.93	(a)	3,548.88
	11/19/14		(a)	70.23	(a)	3,548.58
	4/21/15		(a)	70.06	(a)	3,548.75
	11/3/15		(a)	70.07	(a)	3,548.74
MW-11	3/10/09	3613.31	(a)	64.30	(a)	3,549.01
	10/8/09		(a)	65.39	(a)	3,547.92
	3/22/10		(a)	64.69	(a)	3,548.62
	4/17/11		(a)	64.55	(a)	3,548.76
	12/22/11		(a)	65.36	(a)	3,547.95
	4/17/12		(a)	64.97	(a)	3,548.34
	10/18/12		(a)	66.03	(a)	3,547.28
	1/22/13		(a)	65.69	(a)	3,547.62
	4/15/13		(a)	65.45	(a)	3,547.86
	11/3/13	3614.08 (h)	(a)	65.95	(a)	3,548.13
	4/30/14		(a)	65.71	(a)	3,548.37
	11/19/14		(a)	66.47	(a)	3,547.61
	4/21/15		(a)	65.70	(a)	3,548.38
	11/3/15		(a)	65.53	(a)	3,548.55

Table 4-2. Summary of Groundwater Surface Elevations
Transwestern Compressor Station No. 9 - Roswell, NM

Well ID	Sampling Date	Top of Casing (ft)	Depth to PSH (ft)	Depth to Groundwater (ft)	PSH (ft)	Groundwater Surface Elevation (ft)
MW-12	3/10/09	3606.38	56.16	56.57	0.41	3,550.12
	10/8/09		57.17	57.18	0.01	3,549.21
	1/26/10		(a)	56.95	(a)	3,549.43
	3/22/10		56.34	58.23	1.89	3,549.59
	4/17/11		56.00	57.47	1.47	3,550.03
	12/22/11		57.01	57.18	0.17	3,549.33
	4/17/12		56.75	59.72	2.97	3,548.92
	10/15/12		57.33	58.28	0.95	3,548.82
	1/22/13		54.93	57.30	2.37	3,550.88
	4/15/13		57.28	60.74	3.46	3,548.27
	11/3/13	3606.98 (h)	57.71	60.15	2.44	3,548.68
	4/30/14		57.57	62.68	5.11	3,548.18
	11/19/14		56.9	59.91	3.01	3,549.36
	4/21/15		56.51	56.74	0.23	3,550.41
	11/3/15		56.03	56.18	0.15	3,550.91
MW-13	3/10/09	3612.46	(a)	63.76	(a)	3,548.70
	10/8/09		(a)	64.35	(a)	3,548.11
	1/26/10		(a)	64.05	(a)	3,548.41
	3/22/10		(a)	63.78	(a)	3,548.68
	4/17/11		(a)	63.65	(a)	3,548.81
	12/22/11		(a)	64.64	(a)	3,547.82
	4/17/12		(a)	64.31	(a)	3,548.15
	10/18/12		(a)	64.99	(a)	3,547.47
	1/22/13		(a)	64.70	(a)	3,547.76
	4/15/13		(a)	64.59	(a)	3,547.87
	11/3/13	3613.19 (h)	(a)	64.70	(a)	3,548.49
	4/30/14		(a)	64.91	(a)	3,548.28
	11/19/14		(a)	65.27	(a)	3,547.92
	4/21/15		(a)	64.93	(a)	3,548.26
	11/3/15		(a)	65.13	(a)	3,548.06
MW-14	3/10/09	3604.83	(a)	54.43	(a)	3,550.40
	10/8/09		(a)	54.57	(a)	3,550.26
	3/22/10		(a)	54.23	(a)	3,550.60
	4/17/11		(a)	54.72	(a)	3,550.11
	12/22/11		(a)	55.43	(a)	3,549.40
	4/17/12		(a)	55.27	(a)	3,549.56
	10/15/12		(a)	55.52	(a)	3,549.31
	1/22/13		(a)	55.63	(a)	3,549.20
	4/15/13		(a)	55.61	(a)	3,549.22
	11/3/13	3605.55 (h)	(a)	55.89	(a)	3,549.66
	4/30/14		(a)	56.03	(a)	3,549.52
	11/19/14		(a)	56.08	(a)	3,549.47
	4/20/15		(a)	55.83	(a)	3,549.72
	11/3/15		(a)	55.89	(a)	3,549.66

Table 4-2. Summary of Groundwater Surface Elevations
Transwestern Compressor Station No. 9 - Roswell, NM

Well ID	Sampling Date	Top of Casing (ft)	Depth to PSH (ft)	Depth to Groundwater (ft)	PSH (ft)	Groundwater Surface Elevation (ft)
MW-15	3/10/09	3610.43	(a)	59.30	(a)	3,551.13
	10/8/09		(a)	58.82	(a)	3,551.61
	3/22/10		(a)	58.43	(a)	3,552.00
	4/17/11		(a)	58.94	(a)	3,551.49
	12/22/11		(a)	59.26	(a)	3,551.17
	4/17/12		(a)	59.45	(a)	3,550.98
	10/15/12		(a)	59.65	(a)	3,550.78
	1/22/13		(a)	59.88	(a)	3,550.55
	4/15/13		(a)	59.99	(a)	3,550.44
	11/3/13	3611.24 (h)	(a)	60.10	(a)	3,551.14
	4/30/14		(a)	60.36	(a)	3,550.88
	11/19/14		(a)	60.38	(a)	3,550.86
	4/20/15		(a)	60.50	(a)	3,550.74
	11/3/15		(a)	60.73	(a)	3,550.51
MW-16	3/10/09	3612.41	65.25	65.26	0.01	3,547.16
	10/8/09		65.91	65.92	0.01	3,546.50
	1/26/10		(a)	65.57	(a)	3,546.84
	3/22/10		(a)	65.19	sheen	3,547.22
	4/17/11		(a)	65.36	(a)	3,547.05
	12/22/11		(a)	65.99	sheen	3,546.42
	4/17/12		65.58	65.59	0.01	3,546.83
	10/15/12		(a)	66.55	(a)	3,545.86
	1/22/13		(a)	66.32	(a)	3,546.09
	4/15/13		(a)	66.17	(a)	3,546.24
	11/3/13	3613.16 (h)	(a)	66.48	(a)	3,546.68
	4/30/14		(a)	66.20	(a)	3,546.96
	11/19/14		66.8	66.91	0.11	3,548.93
	4/20/15		(a)	66.48	(a)	3,546.68
	11/3/15		67.29	67.46	0.17	3,548.43
MW-17	3/10/09	3608.43 (d)	(a)	61.20	(a)	3,547.23
	10/8/09		(a)	61.64	(a)	3,546.79
	3/22/10		(a)	60.95	(a)	3,547.48
	4/17/11		(a)	61.11	(a)	3,547.32
	12/22/11		(a)	61.42	(a)	3,547.01
	4/17/12		(a)	61.43	(a)	3,547.00
	10/15/12		(a)	61.95	(a)	3,546.48
	1/22/13		(a)	62.17	(a)	3,546.26
	4/15/13		(a)	61.97	(a)	3,546.46
	11/3/13	3609.20 (h)	(a)	62.23	(a)	3,546.97
	4/30/14		(a)	62.12	(a)	3,547.08
	11/19/14		(a)	62.40	(a)	3,546.80
	4/20/15		(a)	62.21	(a)	3,546.99
	11/3/15		(a)	62.91	(a)	3,546.29

Table 4-2. Summary of Groundwater Surface Elevations
Transwestern Compressor Station No. 9 - Roswell, NM

Well ID	Sampling Date	Top of Casing (ft)	Depth to PSH (ft)	Depth to Groundwater (ft)	PSH (ft)	Groundwater Surface Elevation (ft)
MW-20	3/10/09	3600.65	(a)	52.08	(a)	3,548.57
	10/8/09		(a)	58.30	(a)	3,542.35
	10/9/09		(a)	55.57	(a)	3,545.08
	3/22/10		(a)	52.62	(a)	3,548.03
	4/17/11		(a)	52.43	(a)	3,548.22
	12/22/11		(a)	58.35	(a)	3,542.30
	4/17/12		(a)	53.50	(a)	3,547.15
	10/15/12		(a)	54.92	(a)	3,545.73
	1/22/13		(a)	54.13	(a)	3,546.52
	4/15/13		(a)	53.90	(a)	3,546.75
	11/3/13	3601.34 (h)	(a)	54.35	(a)	3,546.99
	4/30/14		(a)	54.28	(a)	3,547.06
	11/19/14		(a)	55.82	(a)	3,545.52
	4/21/15		(a)	53.24	(a)	3,548.10
	11/3/15		(a)	52.47	(a)	3,548.87
MW-21	3/10/09	3611.99 (d)	(a)	65.43	(a)	3,546.56
	10/8/09		(a)	66.30	(a)	3,545.69
	1/26/10		(a)	65.79	(a)	3,546.20
	3/22/10		(a)	65.31	(a)	3,546.68
	4/17/11		(a)	65.02	(a)	3,546.97
	12/22/11		(a)	65.28	(a)	3,546.71
	4/17/12		(a)	65.44	(a)	3,546.55
	10/15/12		(a)	65.57	(a)	3,546.42
	1/22/13		(a)	65.51	(a)	3,546.48
	4/15/13		(a)	65.54	(a)	3,546.45
	11/3/13	3612.71 (h)	(a)	66.08	(a)	3,546.63
	4/30/14		(a)	65.82	(a)	3,546.89
	11/19/14		(a)	66.17	(a)	3,546.54
	4/20/15		(a)	66.08	(a)	3,546.63
	11/3/15		(a)	66.15	(a)	3,546.56
MW-22	3/10/09	3606.04	(a)	57.14	(a)	3,548.90
	10/8/09		(a)	58.25	(a)	3,547.79
	3/22/10		(a)	57.33	(a)	3,548.71
	4/17/11		(a)	57.38	(a)	3,548.66
	12/22/11		(a)	58.65	(a)	3,547.39
	4/17/12		(a)	57.88	(a)	3,548.16
	10/15/12		(a)	58.93	(a)	3,547.11
	1/22/13		(a)	58.60	(a)	3,547.44
	4/15/13		(a)	58.36	(a)	3,547.68
	11/3/13	3606.62 (h)	(a)	58.94	(a)	3,547.68
	4/30/14		(a)	58.49	(a)	3,548.13
	11/19/14		(a)	59.38	(a)	3,547.24
	4/21/15		(a)	58.56	(a)	3,548.06
	11/3/15		(a)	58.42	(a)	3,548.20

Table 4-2. Summary of Groundwater Surface Elevations
Transwestern Compressor Station No. 9 - Roswell, NM

Well ID	Sampling Date	Top of Casing (ft)	Depth to PSH (ft)	Depth to Groundwater (ft)	PSH (ft)	Groundwater Surface Elevation (ft)
MW-24 D	3/10/09	3595.95 (c)	(a)	56.62	(a)	3,539.33
	10/8/09		(a)	61.13	(a)	3,534.82
	3/22/10		(a)	56.22	(a)	3,539.73
	4/17/11		(a)	58.73	(a)	3,537.22
	12/22/11		(a)	60.28	(a)	3,535.67
	4/17/12		(a)	61.39	(a)	3,534.56
	10/15/12		(a)	65.33	(a)	3,530.62
	1/22/13		(a)	61.26	(a)	3,534.69
	4/15/13		(a)	62.76	(a)	3,533.19
	11/3/13	3596.80 (h)	(a)	64.42	(a)	3,532.38
	4/30/14		(a)	62.91	(a)	3,533.89
	11/19/14		(a)	61.76	(a)	3,535.04
	4/21/15		(a)	59.61	(a)	3,537.19
	11/3/15		(a)	61.03	(a)	3,535.77
MW-26	3/10/09	3597.75 (c)	(a)	50.11	(a)	3,547.64
	10/8/09		(a)	52.35	(a)	3,545.40
	3/22/10		(a)	50.52	(a)	3,547.23
	4/17/11		(a)	50.45	(a)	3,547.30
	12/22/11		(a)	51.70	(a)	3,546.05
	4/17/12		(a)	51.24	(a)	3,546.51
	10/15/12		(a)	52.55	(a)	3,545.20
	1/22/13		(a)	51.95	(a)	3,545.80
	4/15/13		(a)	51.70	(a)	3,546.05
	11/3/13	3598.43 (h)	(a)	52.22	(a)	3,546.21
	4/30/14		(a)	51.86	(a)	3,546.57
	11/19/14		(a)	52.21	(a)	3,546.22
	4/21/15		(a)	50.91	(a)	3,547.52
	11/3/15		(a)	50.61	(a)	3,547.82
MW-27	3/10/09	3615.11 (d)	67.85	68.18	0.33	3,547.18
	10/8/09		68.38	68.89	0.51	3,546.61
	1/26/10		68.48	68.88	0.40	3,546.53
	3/22/10		68.31	68.73	0.42	3,546.70
	4/17/11		68.10	68.26	0.16	3,546.97
	12/22/11		68.21	68.35	0.14	3,546.87
	4/17/12		67.38	67.52	0.14	3,547.70
	10/15/12		68.31	68.54	0.23	3,546.74
	1/22/13		68.45	68.67	0.22	3,546.61
	4/15/13		65.92	67.07	1.15	3,548.91
	5/16/13		68.47	69.77	1.30	3,546.33
	11/3/13	3615.76 (h)	(a)	68.19	(a)	3,547.57
	11/13/13		68.29	68.30	0.01	3,547.47
	4/30/14		68.61	68.63	0.02	3,547.15
	11/19/14		68.96	68.97	0.01	3,546.80
	4/20/15		68.96	68.97	0.01	3,546.80
	11/3/15		(a)	69.07	(a)	3,546.69

Table 4-2. Summary of Groundwater Surface Elevations
Transwestern Compressor Station No. 9 - Roswell, NM

Well ID	Sampling Date	Top of Casing (ft)	Depth to PSH (ft)	Depth to Groundwater (ft)	PSH (ft)	Groundwater Surface Elevation (ft)
MW-28	3/10/09	3615.90 (d)	(a)	68.70	(a)	3,547.20
	10/8/09		(a)	68.94	(a)	3,546.96
	3/22/10		(a)	68.71	(a)	3,547.19
	4/17/11		(a)	68.95	(a)	3,546.95
	12/22/11		(a)	69.01	(a)	3,546.89
	4/17/12		(a)	69.20	(a)	3,546.70
	10/15/12		(a)	69.30	(a)	3,546.60
	1/22/13		(a)	69.48	(a)	3,546.42
	4/15/13		(a)	69.57	(a)	3,546.33
	11/3/13	3616.62 (h)	(a)	69.61	(a)	3,547.01
	4/30/14		(a)	69.78	(a)	3,546.84
	11/19/14		(a)	69.82	(a)	3,546.80
	4/20/15		(a)	70.21	(a)	3,546.41
	11/3/15		(a)	70.40	(a)	3,546.22
MW-29	3/10/09	3613.54 (d)	(a)	67.86	(a)	3,545.68
	10/8/09		(a)	68.82	(a)	3,544.72
	3/22/10		(a)	68.04	(a)	3,545.50
	4/17/11		(a)	67.78	(a)	3,545.76
	12/22/11		(a)	68.15	(a)	3,545.39
	4/17/12		(a)	68.41	(a)	3,545.13
	10/15/12		(a)	68.10	(a)	3,545.44
	1/22/13		(a)	68.33	(a)	3,545.21
	4/15/13		(a)	68.34	(a)	3,545.20
	11/3/13	3614.22 (h)	(a)	69.47	(a)	3,544.75
	4/30/14		(a)	69.53	(a)	3,544.69
	11/19/14		(a)	69.67	(a)	3,544.55
	4/20/15		(a)	69.65	(a)	3,544.57
	11/3/15		(a)	69.90	(a)	3,544.32
MW-30	3/10/09	3612.63 (d)	(a)	65.83	(a)	3,546.80
	10/8/09		(a)	65.97	(a)	3,546.66
	3/22/10		(a)	65.81	(a)	3,546.82
	4/17/11		(a)	66.13	(a)	3,546.50
	12/22/11		(a)	66.20	(a)	3,546.43
	4/17/12		(a)	66.30	(a)	3,546.33
	10/15/12		(a)	66.48	(a)	3,546.15
	1/22/13		(a)	66.61	(a)	3,546.02
	4/15/13		(a)	66.57	(a)	3,546.06
	11/3/13	3613.33 (h)	(a)	66.84	(a)	3,546.49
	4/30/14		(a)	66.86	(a)	3,546.47
	11/19/14		(a)	66.97	(a)	3,546.36
	4/20/15		(a)	70.23	(a)	3,543.10
	11/3/15		(a)	67.22	(a)	3,546.11

Table 4-2. Summary of Groundwater Surface Elevations
Transwestern Compressor Station No. 9 - Roswell, NM

Well ID	Sampling Date	Top of Casing (ft)	Depth to PSH (ft)	Depth to Groundwater (ft)	PSH (ft)	Groundwater Surface Elevation (ft)
MW-32	3/10/09	3608.73 (e)	(a)	65.01	(a)	3,543.72
	10/8/09		(a)	66.29	(a)	3,542.44
	3/22/10		(a)	65.44	(a)	3,543.29
	4/17/11		(a)	65.15	(a)	3,543.58
	12/22/11		(a)	65.42	(a)	3,543.31
	4/17/12		(a)	66.03	(a)	3,542.70
	10/15/12		(a)	65.59	(a)	3,543.14
	1/22/13		(a)	65.94	(a)	3,542.79
	4/15/13		(a)	66.33	(a)	3,542.40
	11/3/13	3609.49 (h)	(a)	66.95	(a)	3,542.54
	4/30/14		(a)	67.41	(a)	3,542.08
	11/19/14		(a)	67.34	(a)	3,542.15
	4/20/15		(a)	67.08	(a)	3,542.41
	11/3/15		(a)	67.51	(a)	3,541.98
MW-33	3/10/09	3610.55 (e)	(a)	63.81	(a)	3,546.74
	10/8/09		(a)	63.95	(a)	3,546.60
	3/22/10		(a)	63.94	(a)	3,546.61
	4/17/11		(a)	64.28	(a)	3,546.27
	12/22/11		(a)	64.42	(a)	3,546.13
	4/17/12		(a)	64.57	(a)	3,545.98
	10/15/12		(a)	64.63	(a)	3,545.92
	1/22/13		(a)	64.76	(a)	3,545.79
	4/15/13		(a)	64.82	(a)	3,545.73
	11/3/13	3611.37 (h)	(a)	64.86	(a)	3,546.51
	4/30/14		(a)	65.05	(a)	3,546.32
	11/19/14		(a)	65.08	(a)	3,546.29
	4/20/15		(a)	65.20	(a)	3,546.17
	11/3/15		(a)	65.38	(a)	3,545.99
MW-34	3/10/09	3605.05 (f)	(a)	61.57	(a)	3,543.48
	10/8/09		(a)	62.61	(a)	3,542.44
	3/22/10		(a)	61.93	(a)	3,543.12
	4/17/11		(a)	61.98	(a)	3,543.07
	12/22/11		(a)	62.49	(a)	3,542.56
	4/17/12		(a)	62.77	(a)	3,542.28
	10/15/12		(a)	62.80	(a)	3,542.25
	1/22/13		(a)	63.14	(a)	3,541.91
	4/15/13		(a)	63.25	(a)	3,541.80
	11/3/13	3605.76 (h)	(a)	63.81	(a)	3,541.95
	4/30/14		(a)	63.99	(a)	3,541.77
	11/19/14		(a)	64.08	(a)	3,541.68
	4/20/15		(a)	63.82	(a)	3,541.94
	11/3/15		(a)	64.20	(a)	3,541.56

Table 4-2. Summary of Groundwater Surface Elevations
Transwestern Compressor Station No. 9 - Roswell, NM

Well ID	Sampling Date	Top of Casing (ft)	Depth to PSH (ft)	Depth to Groundwater (ft)	PSH (ft)	Groundwater Surface Elevation (ft)
MW-35	3/10/09	3601.87 (f)	(a)	58.40	(a)	3,543.47
	10/8/09		(a)	59.42	(a)	3,542.45
	3/22/10		(a)	58.85	(a)	3,543.02
	4/17/11		(a)	58.89	(a)	3,542.98
	12/22/11		(a)	59.60	(a)	3,542.27
	4/17/12		(a)	59.76	(a)	3,542.11
	10/15/12		(a)	59.91	(a)	3,541.96
	1/22/13		(a)	60.14	(a)	3,541.73
	4/15/13		(a)	60.28	(a)	3,541.59
	11/3/13	3602.61 (h)	(a)	60.81	(a)	3,541.80
	4/30/14		(a)	61.17	(a)	3,541.44
	11/19/14		(a)	61.01	(a)	3,541.60
	4/20/15		(a)	60.80	(a)	3,541.81
	11/3/15		(a)	61.17	(a)	3,541.44
MW-37	3/10/09	3599.86 (g)	(a)	56.53	(a)	3,543.33
	10/8/09		(a)	57.46	(a)	3,542.40
	3/22/10		(a)	56.98	(a)	3,542.88
	4/17/11		(a)	57.06	(a)	3,542.80
	12/22/11		(a)	57.58	(a)	3,542.28
	4/17/12		(a)	57.88	(a)	3,541.98
	10/15/12		(a)	58.18	(a)	3,541.68
	1/22/13		(a)	58.43	(a)	3,541.43
	4/15/13		(a)	58.47	(a)	3,541.39
	11/3/13	3600.58 (h)	(a)	58.99	(a)	3,541.59
	11/13/13		(a)	58.96	(a)	3,541.62
	4/30/14		(a)	59.20	(a)	3,541.38
	11/19/14		(a)	59.20	(a)	3,541.38
	4/20/15		(a)	58.95	(a)	3,541.63
	11/3/15		(a)	59.31	(a)	3,541.27
MW-39	8/16/13	3597.38 (h)	(a)	51.64	(a)	3,545.74
	11/3/13		(a)	51.08	(a)	3,546.30
	4/30/14		(a)	50.74	(a)	3,546.64
	11/19/14		(a)	50.69	(a)	3,546.69
	4/21/15		(a)	49.97	(a)	3,547.41
	11/3/15		(a)	49.81	(a)	3,547.57
MW-40	8/16/13	3596.48 (h)	(a)	54.25	(a)	3,542.23
	11/3/13		(a)	54.21	(a)	3,542.27
	4/30/14		(a)	53.78	(a)	3,542.70
	11/19/14		(a)	54.23	(a)	3,542.25
	4/21/15		(a)	52.91	(a)	3,543.57
	11/3/15		(a)	53.21	(a)	3,543.27
MW-41	8/16/13	3601.73 (h)	(a)	56.57	(a)	3,545.16
	11/3/13		(a)	56.63	(a)	3,545.10
	4/30/14		(a)	56.76	(a)	3,544.97
	11/19/14		(a)	56.96	(a)	3,544.77
	4/21/15		(a)	56.58	(a)	3,545.15
	11/3/15		(a)	56.61	(a)	3,545.12

Table 4-2. Summary of Groundwater Surface Elevations
Transwestern Compressor Station No. 9 - Roswell, NM

Well ID	Sampling Date	Top of Casing (ft)	Depth to PSH (ft)	Depth to Groundwater (ft)	PSH (ft)	Groundwater Surface Elevation (ft)
MW-42	8/16/13	3595.21 (h)	(a)	56.42	(a)	3,538.79
	11/3/13		(a)	56.28	(a)	3,538.93
	4/30/14		(a)	55.16	(a)	3,540.05
	11/19/14		(a)	55.25	(a)	3,539.96
	4/21/15		(a)	53.18	(a)	3,542.03
	11/3/15		(a)	54.27	(a)	3,540.94
MPE-7	3/10/09	NA	(a)	67.79	(a)	NA
	10/8/09		(a)	69.75	(a)	NA
	3/22/10		(a)	67.62	(a)	NA
	4/17/11		(a)	67.15	(a)	NA
	12/22/11		(a)	67.07	(a)	NA
	4/17/12		(a)	67.50	(a)	NA
	10/15/12		(a)	67.44	(a)	NA
	4/15/13		(a)	67.63	(a)	NA
	11/3/13	3614.16 (h)	(a)	67.93	(a)	3,546.23
	5/1/14		(a)	68.07	(a)	3,546.09
	11/20/14		(a)	68.21	(a)	3,545.95
	11/3/15		(a)	68.29	(a)	3,545.87
MPE-8	3/10/09	NA	(a)	65.06	(a)	NA
	10/8/09		(a)	65.79	(a)	NA
	3/22/10		(a)	65.53	(a)	NA
	4/17/11		(a)	65.30	(a)	NA
	12/22/11		(a)	65.58	(a)	NA
	4/17/12		(a)	65.71	(a)	NA
	10/15/12		(a)	65.62	(a)	NA
	4/15/13		(a)	65.41	(a)	NA
	11/3/13	3612.35 (h)	(a)	66.55	(a)	3,545.80
	5/1/14		(a)	66.47	(a)	3,545.88
	11/20/14		(a)	66.76	(a)	3,545.59
	11/3/15		(a)	66.89	(a)	3,545.46
MPE-9	3/10/09	NA	(a)	67.24	(a)	NA
	10/8/09		(a)	67.79	(a)	NA
	1/26/10		67.92	67.93	0.01	NA
	3/22/10		(a)	67.82	(a)	NA
	4/17/11		(a)	67.49	(a)	NA
	12/22/11		(a)	67.61	(a)	NA
	4/17/12		(a)	67.87	(a)	NA
	10/15/12		(a)	67.70	(a)	NA
	4/15/13		(a)	67.92	(a)	NA
	11/3/13	3615.40 (h)	(a)	67.32	(a)	3,548.08
	5/1/14		(a)	68.11	(a)	3,547.29
	11/20/14		(a)	68.34	(a)	3,547.06
	11/3/15		(a)	68.48	(a)	3,546.92

Table 4-2. Summary of Groundwater Surface Elevations
Transwestern Compressor Station No. 9 - Roswell, NM

Well ID	Sampling Date	Top of Casing (ft)	Depth to PSH (ft)	Depth to Groundwater (ft)	PSH (ft)	Groundwater Surface Elevation (ft)
MPE-10	3/10/09	NA	65.58	66.45	0.87	NA
	3/22/10		(a)	66.20	(a)	NA
	4/17/11		65.41	66.85	1.44	NA
	12/22/11		65.74	66.48	0.74	NA
	4/17/12		66.05	66.22	0.17	NA
	10/15/12		66.03	66.88	0.85	NA
	4/15/13		65.96	66.95	0.99	NA
	11/3/13	3613.85 (h)	65.71	67.08	1.37	3,547.81
	5/1/14		66.35	66.36	0.01	3,547.50
	11/20/14		66.64	67.39	0.75	3,547.03
	4/20/15		66.48	67.09	0.61	3,547.22
	11/3/15		66.64	67.21	0.57	3,547.07
MPE-11	3/10/09	NA	(a)	63.02	(a)	NA
	10/8/09		(a)	63.81	(a)	NA
	4/17/11		(a)	62.92	(a)	NA
	12/22/11		(a)	63.21	(a)	NA
	4/17/12		(a)	63.44	(a)	NA
	10/15/12		(a)	63.73	(a)	NA
	4/15/13		(a)	63.63	(a)	NA
	11/3/13	3610.37 (h)	(a)	64.11	(a)	3,546.26
	5/1/14		(a)	64.06	(a)	3,546.31
	11/20/14		(a)	64.35	(a)	3,546.02
	4/20/15		(a)	64.11	(a)	3,546.26
	11/3/15		(a)	64.65	(a)	3,545.72
MPE-12	3/10/09	NA	64.30	64.60	0.30	NA
	10/8/09		65.24	65.45	0.21	NA
	1/26/10		64.75	65.12	0.37	NA
	3/22/10		64.55	64.60	0.05	NA
	4/17/11		64.32	64.47	0.15	NA
	12/22/11		(a)	64.61	(a)	NA
	4/17/12		(a)	64.78	(a)	NA
	10/15/12		(a)	65.11	(a)	NA
	4/15/13		64.81	64.83	0.02	NA
	11/3/13	3612.51 (h)	(a)	64.81	(a)	3,547.70
	5/1/14		65.14	65.15	0.01	3,547.36
	11/20/14		67.07	67.27	0.20	3,545.24
	4/20/15		(a)	65.32	(a)	3,547.19
	11/3/15		(a)	65.41	(a)	3,547.10
MPE-13	3/10/09	NA	62.93	63.90	0.97	NA
	10/8/09		63.65	64.00	0.35	NA
	1/26/10		63.44	63.75	0.31	NA
	3/22/10		62.93	63.15	0.22	NA
	4/17/11		63.08	63.27	0.19	NA
	12/22/11		(a)	63.32	(a)	NA
	4/17/12		63.51	63.93	0.42	NA
	10/15/12		63.91	64.27	0.36	NA
	4/15/13		63.93	64.19	0.26	NA
	11/3/13	3610.91 (h)	64.07	64.21	0.14	3,546.81
	5/1/14		64.15	64.45	0.30	3,546.69
	11/20/14		64.55	64.66	0.11	3,546.33
	4/20/15		64.81	65.20	0.39	3,546.01
	11/3/15		(a)	64.95	(a)	3,545.96

Table 4-2. Summary of Groundwater Surface Elevations
Transwestern Compressor Station No. 9 - Roswell, NM

Well ID	Sampling Date	Top of Casing (ft)	Depth to PSH (ft)	Depth to Groundwater (ft)	PSH (ft)	Groundwater Surface Elevation (ft)
MPE-14	3/10/09	NA	63.70	63.83	0.13	NA
	10/8/09		(a)	64.27	(a)	NA
	1/26/10		(a)	64.08	(a)	NA
	3/22/10		(a)	63.57	(a)	NA
	4/17/11		(a)	63.70	(a)	NA
	12/22/11		(a)	64.05	(a)	NA
	4/17/12		(a)	64.12	(a)	NA
	10/15/12		(a)	64.75	(a)	NA
	4/15/13		64.40	64.94	0.54	NA
	11/3/13	3611.31 (h)	64.40	65.87	1.47	3,546.56
	5/1/14		64.54	65.49	0.95	3,546.54
	11/21/14		65.20	65.48	0.28	3,546.04
	4/20/15		64.21	64.26	0.05	3,547.09
	11/3/15		(a)	65.37	(a)	3,545.94
MPE-15	3/10/09	NA	(a)	62.40	(a)	NA
	10/8/09		(a)	62.59	(a)	NA
	3/22/10		(a)	62.36	(a)	NA
	4/17/11		(a)	62.20	(a)	NA
	12/22/11		(a)	62.75	(a)	NA
	4/17/12		(a)	63.05	(a)	NA
	10/15/12		(a)	63.05	(a)	NA
	4/15/13		(a)	63.19	(a)	NA
	11/3/13	3612.40 (h)	(a)	63.45	(a)	3,548.95
	5/1/14		(a)	63.70	(a)	3,548.70
	11/21/14		(a)	63.73	(a)	3,548.67
	4/20/15		(a)	63.74	(a)	3,548.66
	11/3/15		(a)	63.96	(a)	3,548.44
MPE-16	3/10/09	NA	64.32	65.75	1.43	NA
	10/8/09		65.63	Tagged pump	NA	NA
	1/26/10		64.64	66.30	1.66	NA
	3/22/10		64.27	66.21	1.94	NA
	4/17/11		64.25	65.18	0.93	NA
	12/22/11		64.61	65.79	1.18	NA
	4/17/12		64.74	67.17	2.43	NA
	10/15/12		64.89	67.41	2.52	NA
	4/15/13		64.80	66.55	1.75	NA
	11/3/13	3613.14 (h)	64.65	67.06	2.41	3,547.91
	5/1/14		65.27	67.19	1.92	3,547.41
	11/20/14		65.96	67.84	1.88	3,546.73
	4/20/15		65.23	66.56	1.33	3,547.59
	11/3/15		(a)	66.59	(a)	3,546.55

Table 4-2. Summary of Groundwater Surface Elevations
Transwestern Compressor Station No. 9 - Roswell, NM

Well ID	Sampling Date	Top of Casing (ft)	Depth to PSH (ft)	Depth to Groundwater (ft)	PSH (ft)	Groundwater Surface Elevation (ft)
MPE-17	3/10/09	NA	64.80	65.07	0.27	NA
	10/8/09		65.48	65.55	0.07	NA
	1/26/10		65.19	65.22	0.03	NA
	3/22/10		(a)	64.77	(a)	(a)
	4/17/11		(a)	64.93	(a)	(a)
	12/22/11		(a)	65.37	(a)	(a)
	4/17/12		65.22	65.37	0.15	(a)
	10/15/12		65.95	66.81	0.86	(a)
	4/15/13		65.62	66.06	0.44	(a)
	11/3/13	3612.75 (h)	65.63	67.49	1.86	3,546.67
	5/1/94		65.75	66.45	0.70	3,546.83
	11/21/14		66.15	66.64	0.49	3,546.48
	4/20/15		66.08	67.38	1.30	3,546.36
	11/3/15		(a)	66.88	(a)	3,545.87
MPE-18	3/10/09	NA	(a)	61.65	(a)	NA
	10/8/09		(a)	61.93	(a)	NA
	3/22/10		(a)	61.44	(a)	NA
	4/17/11		(a)	61.70	(a)	NA
	12/22/11		(a)	62.19	(a)	NA
	4/17/12		(a)	62.39	(a)	NA
	10/15/12		(a)	62.78	(a)	NA
	4/15/13		(a)	62.64	(a)	NA
	11/3/13	3611.12 (h)	(a)	62.93	(a)	3,548.19
	5/1/14		(a)	63.07	(a)	3,548.05
	11/21/14		(a)	63.04	(a)	3,548.08
	4/20/15		(a)	62.97	(a)	3,548.15
	11/3/15		(a)	63.28	(a)	3,547.84
MPE-19	3/10/09	NA	(a)	65.02	(a)	NA
	10/8/09		(a)	65.54	(a)	NA
	3/22/10		(a)	65.14	(a)	NA
	4/17/11		(a)	65.11	(a)	NA
	12/22/11		(a)	65.54	(a)	NA
	4/17/12		(a)	65.53	(a)	NA
	10/15/12		(a)	65.91	(a)	NA
	4/15/13		(a)	66.03	(a)	NA
	11/3/13	3614.46 (h)	(a)	66.05	(a)	3,548.41
	5/1/14		(a)	66.08	(a)	3,548.38
	11/21/14		(a)	66.62	(a)	3,547.84
	4/20/15		(a)	66.16	(a)	3,548.30
	11/3/15		(a)	66.50	(a)	3,547.96
MPE-20	3/10/09	NA	62.58	64.52	1.94	NA
	10/8/09		62.45	65.34	2.89	NA
	1/26/10		62.28	65.10	2.82	NA
	3/22/10		61.58	64.81	3.23	NA
	4/17/11		62.10	64.45	2.35	NA
	12/22/11		62.70	64.58	1.88	NA
	4/17/12		63.09	64.86	1.77	NA
	10/15/12		64.41	65.23	0.82	NA
	4/15/13		63.52	64.98	1.46	NA
	11/3/13	3611.40 (h)	63.37	64.28	0.91	3,547.81
	5/1/14		63.64	65.23	1.59	3,547.38
	11/21/14		65.59	66.47	0.88	3,545.60
	4/21/15		63.75	64.77	1.02	3,547.41
	11/3/15		64.81	66.00	1.19	3,546.30
MPE-21	3/10/09	NA	(a)	56.57	(a)	NA

Table 4-2. Summary of Groundwater Surface Elevations
Transwestern Compressor Station No. 9 - Roswell, NM

Well ID	Sampling Date	Top of Casing (ft)	Depth to PSH (ft)	Depth to Groundwater (ft)	PSH (ft)	Groundwater Surface Elevation (ft)
	10/8/09		(a)	57.13	(a)	NA
	1/26/10		(a)	57.71	(a)	NA
	3/22/10		(a)	57.68	(a)	NA
	4/17/11		(a)	57.30	(a)	NA
	12/22/11		(a)	57.82	(a)	NA
	4/17/12		58.20	58.31	0.11	NA
	10/15/12		58.02	58.07	0.05	NA
	4/15/13		57.73	59.11	1.38	NA
	11/3/13	3607.52 (h)	56.94	57.82	0.88	3,550.37
	5/1/14		58.32	58.75	0.43	3,549.10
	11/21/14		58.71	59.97	1.26	3,548.51
	4/21/15		56.73	57.95	1.22	3,550.50
	11/3/15		(a)	59.13	(a)	3,548.39
MPE-22	3/10/09	NA	(a)	67.17	(a)	NA
	10/8/09		(a)	67.68	(a)	NA
	1/26/10		(a)	67.33	(a)	NA
	3/22/10		(a)	66.99	(a)	NA
	4/17/11		(a)	67.25	(a)	NA
	12/22/11		(a)	67.61	(a)	NA
	4/17/12		(a)	67.44	(a)	NA
	10/18/12		(a)	68.20	(a)	NA
	4/15/13		(a)	67.87	(a)	NA
	11/3/13	3616.80 (h)	(a)	68.28	(a)	3,548.52
	5/1/14		(a)	68.12	(a)	3,548.68
	11/21/14		(a)	68.59	(a)	3,548.21
	4/21/15		(a)	68.23	(a)	3,548.57
	11/3/15		(a)	68.24	(a)	3,548.56
MPE-23	3/10/09	NA	62.85	64.00	1.15	NA
	10/8/09		62.58	64.90	2.32	NA
	1/26/10		62.84	63.98	1.14	NA
	3/22/10		61.94	62.58	0.64	NA
	4/17/11		62.31	62.78	0.47	NA
	12/22/11		62.45	64.70	2.25	NA
	4/17/12		62.57	64.58	2.01	NA
	10/18/12		63.35	65.36	2.01	NA
	4/15/13		62.78	65.30	2.52	NA
	11/3/13	3612.44 (h)	63.45	65.52	2.07	3,548.49
	5/1/14		63.41	64.65	1.24	3,548.73
	11/21/14		63.97	65.57	1.6	3,548.09
	4/21/15		63.29	65.43	2.14	3,548.64
	11/3/15		(a)	64.07	(a)	3,548.37

Table 4-2. Summary of Groundwater Surface Elevations
Transwestern Compressor Station No. 9 - Roswell, NM

Well ID	Sampling Date	Top of Casing (ft)	Depth to PSH (ft)	Depth to Groundwater (ft)	PSH (ft)	Groundwater Surface Elevation (ft)
MPE-24	3/10/09	NA	57.55	58.93	1.38	NA
	10/8/09		57.20	59.52	2.32	NA
	1/26/10		57.65	59.92	2.27	NA
	3/22/10		57.41	59.75	2.34	NA
	4/17/11		57.57	59.57	2.00	NA
	12/22/11		58.27	60.95	2.68	NA
	4/17/12		58.43	61.11	2.68	NA
	10/15/12		58.10	64.85	6.75	NA
	4/15/13		58.08	63.22	5.14	NA
	11/3/13	3608.45 (h)	58.33	62.96	4.63	3,549.01
	5/1/14		58.61	63.91	5.30	3,548.57
	11/21/14		58.58	65.93	7.35	3,548.11
	4/21/15		58.49	63.30	4.81	3,548.81
	11/3/15		60.03	60.10	0.07	3,548.40
MPE-25	3/10/09	NA	(a)	67.13	(a)	NA
	10/8/09		(a)	67.79	(a)	NA
	1/26/10		(a)	67.40	(a)	NA
	3/22/10		(a)	67.07	(a)	NA
	4/17/11		(a)	67.32	(a)	NA
	12/22/11		(a)	67.79	(a)	NA
	4/17/12		(a)	67.50	(a)	NA
	10/18/12		(a)	68.32	(a)	NA
	4/15/13		(a)	68.03	(a)	NA
	11/3/13	3616.99 (h)	(a)	68.46	(a)	3,548.53
	5/1/14		(a)	68.20	(a)	3,548.79
	11/21/14		(a)	68.74	(a)	3,548.25
	4/21/15		(a)	68.35	(a)	3,548.64
	11/3/15		(a)	68.27	(a)	3,548.72
MPE-26	3/10/09	NA	64.54	64.86	0.32	NA
	10/8/09		65.30	65.70	0.40	NA
	1/26/10		64.84	65.32	0.48	NA
	3/22/10		64.46	65.04	0.58	NA
	4/17/11		(a)	64.70	(a)	NA
	12/22/11		65.19	65.63	0.44	NA
	4/17/12		64.92	65.48	0.56	NA
	10/15/12		65.60	66.10	0.50	NA
	4/15/13		65.54	66.05	0.51	NA
	11/3/13	3614.30 (h)	65.78	65.82	0.04	3,548.51
	5/1/14		65.71	65.96	0.25	3,548.53
	11/21/14		66.28	66.63	0.35	3,547.94
	4/21/15		65.75	66.04	0.29	3,548.48
	11/3/15		65.66	66.02	0.36	3,548.55

Table 4-2. Summary of Groundwater Surface Elevations
Transwestern Compressor Station No. 9 - Roswell, NM

Well ID	Sampling Date	Top of Casing (ft)	Depth to PSH (ft)	Depth to Groundwater (ft)	PSH (ft)	Groundwater Surface Elevation (ft)
MPE-27	3/10/09	NA	62.65	64.96	2.31	NA
	10/8/09		63.05	69.05	6.00	NA
	1/26/10		(a)	62.92	(a)	NA
	3/22/10		62.60	64.38	1.78	NA
	4/17/11		62.54	tag top of pump	NA	NA
	12/22/11		(a)	62.81	(a)	NA
	4/17/12		63.34	63.63	0.29	NA
	10/15/12		64.62	65.38	0.76	NA
	4/15/13		(a)	tag top of pump	NA	NA
	11/3/13	3612.96 (h)	62.92	65.70	2.78	3,549.37
	5/1/14		63.75	67.31	3.56	3,548.36
	11/21/14		(a)	65.48	(a)	3,547.48
	4/21/15		63.85	65.70	1.85	3,548.67
	11/3/15		64.37	64.40	0.03	3,548.58
MPE-28	3/10/09	NA	55.01	59.20	4.19	NA
	10/8/09		56.72	60.21	3.49	NA
	1/26/10		56.12	59.78	3.66	NA
	3/22/10		55.50	59.20	3.70	NA
	4/17/11		(a)	56.78	(a)	NA
	12/22/11		(a)	58.61	(a)	NA
	4/17/12		(a)	57.45	(a)	NA
	10/15/12		(a)	58.30	(a)	NA
	4/15/13		57.85	57.88	0.03	NA
	11/3/13	3607.49 (h)	(a)	58.39	(a)	3,549.10
	5/1/14		58.32	58.40	0.08	3,549.09
	11/21/14		(a)	60.74	(a)	3,546.75
	4/21/15		(a)	57.72	(a)	3,549.77
	11/3/15		57.60	57.61	0.01	3,549.88
MPE-29	3/10/09	NA	(a)	67.35	(a)	NA
	10/8/09		(a)	68.38	(a)	NA
	3/22/10		(a)	67.58	(a)	NA
	4/17/11		(a)	67.73	(a)	NA
	12/22/11		(a)	68.38	(a)	NA
	4/17/12		(a)	67.98	(a)	NA
	10/18/12		(a)	68.95	(a)	NA
	4/15/13		(a)	68.44	(a)	NA
	11/3/13	3617.10 (h)	(a)	69.00	(a)	3,548.10
	5/1/14		(a)	68.68	(a)	3,548.42
	11/21/14		(a)	69.41	(a)	3,547.69
	4/21/15		(a)	68.75	(a)	3,548.35
	11/3/15		(a)	68.65	(a)	3,548.45

Table 4-2. Summary of Groundwater Surface Elevations
Transwestern Compressor Station No. 9 - Roswell, NM

Well ID	Sampling Date	Top of Casing (ft)	Depth to PSH (ft)	Depth to Groundwater (ft)	PSH (ft)	Groundwater Surface Elevation (ft)
MPE-30	3/10/09	NA	(a)	64.92	(a)	NA
	10/8/09		(a)	66.20	(a)	NA
	3/22/10		(a)	65.41	(a)	NA
	4/17/11		(a)	65.25	(a)	NA
	12/22/11		(a)	65.91	(a)	NA
	4/17/12		(a)	65.78	(a)	NA
	10/18/12		(a)	66.46	(a)	NA
	4/15/13		(a)	66.35	(a)	NA
	11/3/13	3616.01 (h)	(a)	66.93	(a)	3,549.08
	5/1/14		(a)	66.97	(a)	3,549.04
	11/21/14		(a)	67.36	(a)	3,548.65
	4/21/15		(a)	66.56	(a)	3,549.45
	11/3/15		(a)	66.26	(a)	3,549.75
MPE-31	3/10/09	NA	63.22	63.24	0.02	NA
	10/8/09		(a)	65.28	(a)	NA
	1/26/10		(a)	63.99	(a)	NA
	3/22/10		63.46	63.47	0.01	NA
	4/17/11		(a)	63.41	(a)	NA
	12/22/11		64.22	64.69	0.47	NA
	4/17/12		64.04	64.45	0.41	NA
	10/18/12		65.28	65.82	0.54	NA
	4/15/13		64.16	65.16	1.00	NA
	11/3/13	3613.18 (h)	64.64	65.11	0.47	3,548.43
	5/1/94		64.62	65.64	1.02	3,548.32
	11/21/14		65.79	66.39	0.60	3,547.25
	4/21/15		64.36	64.98	0.62	3,548.67
	11/3/15		64.14	64.68	0.54	3,548.91
MPE-32	3/10/09	NA	57.01	59.81	2.80	NA
	10/8/09		(a)	62.21	(a)	NA
	1/26/10		57.90	61.23	3.33	NA
	3/22/10		(a)	57.30	(a)	NA
	4/17/11		(a)	57.32	(a)	NA
	12/22/11		(a)	56.62	(a)	NA
	4/17/12		58.55	61.08	2.53	NA
	10/15/12		NA	Tag top of pump	NA	NA
	4/15/13		59.16	59.35	0.19	NA
	11/3/13	3607.41 (h)	(a)	60.03	(a)	3,547.38
	5/1/14		59.65	60.53	0.88	3,553.32
	11/21/14		(a)	62.50	(a)	3,544.91
	4/21/15		58.27	61.3	3.03	3,548.41
	11/3/15		58.66	59.08	0.42	3,548.33

Table 4-2. Summary of Groundwater Surface Elevations
Transwestern Compressor Station No. 9 - Roswell, NM

Well ID	Sampling Date	Top of Casing (ft)	Depth to PSH (ft)	Depth to Groundwater (ft)	PSH (ft)	Groundwater Surface Elevation (ft)
MPE-33	3/10/09	NA	(a)	53.82	(a)	NA
	10/8/09		(a)	56.63	(a)	NA
	3/22/10		(a)	54.56	(a)	NA
	4/17/11		(a)	54.73	(a)	NA
	12/22/11		(a)	56.65	(a)	NA
	4/17/12		(a)	55.85	(a)	NA
	10/15/12		(a)	58.43	(a)	NA
	4/15/13		(a)	56.43	(a)	NA
	11/3/13	3603.22 (h)	(a)	57.14	(a)	3,546.08
	5/1/14		(a)	56.65	(a)	3,546.57
	11/21/14		(a)	58.46	(a)	3,544.76
	4/21/15		(a)	54.22	(a)	3,549.00
	11/3/15		(a)	54.31	(a)	3,548.91
MPE-34	3/10/09	NA	(a)	65.24	(a)	NA
	10/8/09		(a)	65.78	(a)	NA
	3/22/10		(a)	65.56	(a)	NA
	4/17/11		(a)	65.40	(a)	NA
	12/22/11		(a)	65.76	(a)	NA
	4/17/12		(a)	65.79	(a)	NA
	10/18/12		(a)	66.15	(a)	NA
	4/15/13		(a)	66.20	(a)	NA
	11/3/13	3616.24 (h)	(a)	66.28	(a)	3,549.96
	5/1/14		(a)	66.23	(a)	3,550.01
	11/21/14		(a)	65.89	(a)	3,550.35
	4/21/15		(a)	65.57	(a)	3,550.67
	11/3/15		(a)	65.27	(a)	3,550.97
MPE-35	3/10/09	NA	(a)	59.29	(a)	NA
	10/8/09		(a)	59.96	(a)	NA
	3/22/10		(a)	59.36	(a)	NA
	4/17/11		(a)	59.16	(a)	NA
	12/22/11		(a)	59.67	(a)	NA
	4/17/12		(a)	59.80	(a)	NA
	10/15/12		(a)	60.00	(a)	NA
	4/15/13		(a)	60.08	(a)	NA
	11/3/13	3609.95 (h)	59.96	60.32	0.36	3,549.90
	11/13/13		60.04	60.35	0.31	3,549.84
	5/1/14		60.08	60.30	0.22	3,549.82
	11/21/14		59.51	60.04	0.53	3,550.31
	4/21/15		59.22	60.07	0.85	3,550.53
	11/3/15		58.45	59.91	1.46	3,551.15
MPE-36	3/10/09	NA	(a)	54.45	(a)	NA
	10/8/09		(a)	57.35	(a)	NA
	3/22/10		(a)	55.09	(a)	NA
	4/17/11		(a)	54.78	(a)	NA
	12/22/11		(a)	56.05	(a)	NA
	4/17/12		(a)	55.99	(a)	NA
	10/15/12		(a)	57.20	(a)	NA
	4/15/13		(a)	56.35	(a)	NA
	11/3/13	3604.60 (h)	(a)	56.58	(a)	3,548.02
	5/1/14		(a)	56.78	(a)	3,547.82
	11/21/14		(a)	53.13	(a)	3,551.47
	4/21/15		(a)	55.71	(a)	3,548.89
	11/3/15		(a)	50.73	(a)	3,553.87
MPE-37	3/10/09	NA	(a)	51.90	(a)	NA
	10/8/09		(a)	56.51	(a)	NA

Table 4-2. Summary of Groundwater Surface Elevations
Transwestern Compressor Station No. 9 - Roswell, NM

Well ID	Sampling Date	Top of Casing (ft)	Depth to PSH (ft)	Depth to Groundwater (ft)	PSH (ft)	Groundwater Surface Elevation (ft)
	3/22/10		(a)	52.40	(a)	NA
	4/17/11		(a)	52.22	(a)	NA
	12/22/11		(a)	53.48	(a)	NA
	4/17/12		(a)	53.26	(a)	NA
	10/15/12		(a)	54.68	(a)	NA
	4/15/13		(a)	53.63	(a)	NA
	11/3/13	3601.20 (h)	(a)	54.05	(a)	3,547.15
	5/1/14		(a)	54.03	(a)	3,547.17
	11/21/14		(a)	56.17	(a)	3,545.03
	4/21/15		(a)	53.00	(a)	3,548.20
	11/3/15		(a)	52.02	(a)	3,549.18
MPE-38	8/16/13	3613.81 (h)	63.85	68.88	5.03	3,548.75
	11/3/13		65.89	68.62	2.73	3,547.26
	5/1/14		66.14	69.00	2.86	3,546.98
	11/21/14		67.31	69.85	2.54	3,545.89
	4/21/15		66.44	68.75	2.31	3,546.82
	11/3/15		67.25	69.96	2.71	3,545.91
MPE-39	8/16/13	3608.26 (h)	(a)	60.45	(a)	3,547.81
	11/3/13		(a)	60.21	(a)	3,548.05
	5/1/14		60.35	60.48	0.13	3,547.78
	11/21/14		61	61.26	0.26	3,547.20
	4/21/15		59.99	62.39	2.40	3,547.69
	11/3/15		61.17	61.18	0.01	3,547.09
MPE-40	8/16/13	3610.84 (h)	61.52	61.95	0.43	3,549.22
	11/3/13		61.95	62.25	0.30	3,548.82
	5/1/14		61.80	62.15	0.35	3,548.96
	11/21/14		62.81	63.21	0.40	3,547.93
	4/21/15		61.35	64.74	3.39	3,548.68
	11/3/15		61.52	66.91	5.39	3,548.03
MPE-41	8/16/13	3605.49 (h)	60.40	60.90	0.50	3,544.97
	11/3/13		56.19	62.74	6.55	3,547.73
	11/13/13		56.58	62.72	6.14	3,547.44
	5/1/14		56.35	62.85	6.50	3,547.58
	11/21/14		60.87	61.23	0.36	3,544.53
	4/21/15		56.03	61.1	5.07	3,548.24
	11/3/15		55.78	59.07	3.29	3,548.92

Table 4-2. Summary of Groundwater Surface Elevations
Transwestern Compressor Station No. 9 - Roswell, NM

Well ID	Sampling Date	Top of Casing (ft)	Depth to PSH (ft)	Depth to Groundwater (ft)	PSH (ft)	Groundwater Surface Elevation (ft)
SVE-22	3/10/09	NA	33.00	33.20	0.20	NA
	10/8/09		32.92	33.10	0.18	NA
	1/26/10		33.05	33.05 (TD)	0.00	NA
	3/22/10		33.02	33.02 (TD)	0.00	NA
	4/17/11		32.90	33.00 (TD)	0.10	NA
	12/22/11		(a)	33.04	(a)	NA
	4/17/12		(a)	33.00 (TD)	(a)	NA
	10/18/12		(a)	33.00 (TD)	(a)	NA
	4/15/13		(a)	32.98	(a)	NA
	11/3/13	3616.76 (h)	(a)	33.08	(a)	3,583.68
	5/1/14		(a)	dry	(a)	NA
	11/21/14		(a)	dry	(a)	NA
	4/21/15		(a)	dry	(a)	NA
	11/3/15		33.00	33.11	0.11	3,583.73
SVE-23	3/10/09	NA	32.78	36.75	3.97	NA
	10/8/09		33.01	33.79	0.78	NA
	1/26/10		33.12	36.98 (TD)	3.86	NA
	3/22/10		32.09	33.65	1.56	NA
	4/17/11		33.00	33.30	0.30	NA
	12/22/11		33.60	34.05	0.45	NA
	4/17/12		33.62	34.10	0.48	NA
	10/18/12		34.11	34.68	0.57	NA
	4/15/13		33.65	33.92	0.27	NA
	11/3/13	3612.45 (h)	33.73	36.52	2.79	3,578.05
	5/1/14		33.78	36.80	3.02	3,577.95
	11/21/14		32.15	32.84	0.69	3,580.13
	4/21/15		32.75	33.4	0.65	3,579.54
	11/3/15		32.74	33.07	0.33	3,579.63
SVE-24	3/10/09	NA	(a)	dry	(a)	NA
	10/8/09		(a)	dry	(a)	NA
	1/26/10		(a)	dry	(a)	NA
	3/22/10		(a)	dry	(a)	NA
	4/17/11		(a)	dry	(a)	NA
	12/22/11		(a)	dry	(a)	NA
	4/17/12		(a)	dry	(a)	NA
	10/18/12		(a)	dry	(a)	NA
	4/15/13		(a)	dry	(a)	NA
	11/3/13	3608.97 (h)	(a)	dry	(a)	NA
	5/1/14		(a)	dry	(a)	NA
	11/21/14		(a)	dry	(a)	NA
	4/21/15		(a)	28.61	(a)	3,580.36
	11/3/15		(a)	dry	(a)	NA

Table 4-2. Summary of Groundwater Surface Elevations
Transwestern Compressor Station No. 9 - Roswell, NM

Well ID	Sampling Date	Top of Casing (ft)	Depth to PSH (ft)	Depth to Groundwater (ft)	PSH (ft)	Groundwater Surface Elevation (ft)
SVE-25	3/10/09	NA	(a)	32.70	(a)	NA
	10/8/09		(a)	31.40	(a)	NA
	1/26/10		(a)	dry	(a)	NA
	3/22/10		(a)	32.80	(a)	NA
	4/17/11		(a)	32.23	(a)	NA
	12/22/11		(a)	32.65	(a)	NA
	4/17/12		(a)	dry	(a)	NA
	10/18/12		(a)	32.70	(a)	NA
	4/15/13		(a)	dry	(a)	NA
	11/3/13	3617.02 (h)	(a)	32.72	(a)	3,584.30
	5/1/14		(a)	32.70	(a)	3,584.32
	11/21/14		(a)	dry	(a)	NA
	4/21/15		(a)	32.73	(a)	3,584.29
	11/3/15		(a)	dry	(a)	NA
SVE-26	3/10/09	NA	(a)	dry	(a)	NA
	10/8/09		(a)	dry	(a)	NA
	1/26/10		(a)	dry	(a)	NA
	3/22/10		(a)	dry	(a)	NA
	4/17/11		(a)	dry	(a)	NA
	12/22/11		(a)	dry	(a)	NA
	4/17/12		(a)	dry	(a)	NA
	10/18/12		(a)	dry	(a)	NA
	4/15/13		(a)	dry	(a)	NA
	11/3/13	3614.43 (h)	(a)	dry	(a)	NA
	5/1/14		(a)	dry	(a)	NA
	11/21/14		(a)	dry	(a)	NA
	4/21/15		(a)	32.6	(a)	3,581.83
	11/3/15		(a)	dry	(a)	NA
SVE-27	3/10/09	NA	(a)	32.92	(a)	NA
	10/8/09		(a)	33.63	(a)	NA
	1/26/10		(a)	dry	(a)	NA
	3/22/10		(a)	33.70	(a)	NA
	4/17/11		(a)	33.70	(a)	NA
	12/22/11		(a)	33.83	(a)	NA
	4/17/12		(a)	dry	(a)	NA
	10/18/12		(a)	dry	(a)	NA
	4/15/13		(a)	33.82	(a)	NA
	11/3/13	3613.19 (h)	(a)	dry	(a)	NA
	5/1/14		(a)	dry	(a)	NA
	11/21/14		(a)	33.01	(a)	3,580.18
	4/21/15		(a)	33.58	(a)	3,579.61
	11/3/15		(a)	33.54	(a)	3,579.65

Table 4-2. Summary of Groundwater Surface Elevations
Transwestern Compressor Station No. 9 - Roswell, NM

Well ID	Sampling Date	Top of Casing (ft)	Depth to PSH (ft)	Depth to Groundwater (ft)	PSH (ft)	Groundwater Surface Elevation (ft)
SVE-28	3/10/09	NA	(a)	28.60	(a)	NA
	10/8/09		(a)	28.95	(a)	NA
	1/26/10		(a)	dry	(a)	NA
	3/22/10		(a)	29.07	(a)	NA
	4/17/11		(a)	29.17	(a)	NA
	12/22/11		(a)	29.65	(a)	NA
	4/17/12		(a)	dry	(a)	NA
	10/18/12		(a)	dry	(a)	NA
	4/15/13		(a)	33.58	(a)	NA
	11/3/13	3607.84 (h)	(a)	dry	(a)	NA
	5/1/14		(a)	dry	(a)	NA
	11/21/14		(a)	28.59	(a)	3,579.25
	4/21/15		(a)	28.86	(a)	3,578.98
	11/3/15		(a)	28.75	(a)	3,579.09
SVE-30	3/10/09	NA	(a)	39.32	(a)	NA
	10/8/09		(a)	39.29	(a)	NA
	3/22/10		(a)	40.28	(a)	NA
	4/17/11		(a)	40.11	(a)	NA
	12/22/11		(a)	41.11	(a)	NA
	4/17/12		(a)	41.65	(a)	NA
	10/18/12		(a)	41.42	(a)	NA
	4/15/13		(a)	41.67	(a)	NA
	11/3/13	3616.00 (h)	(a)	43.02	(a)	3,572.98
	5/1/14		(a)	43.35	(a)	3,572.65
	11/21/14		(a)	43.30	(a)	3,572.70
	4/21/15		(a)	41.80	(a)	3,574.20
	11/3/15		(a)	41.60	(a)	3,574.40
SVE-31	3/10/09	NA	(a)	30.45	(a)	NA
	10/8/09		(a)	30.43	(a)	NA
	1/26/10		(a)	30.55	(a)	NA
	3/22/10		(a)	31.49	(a)	NA
	4/17/11		(a)	dry	(a)	NA
	12/22/11		(a)	28.50	(a)	NA
	4/17/12		(a)	dry	(a)	NA
	10/18/12		(a)	dry	(a)	NA
	4/15/13		(a)	dry	(a)	NA
	11/3/13	3612.67 (h)	(a)	dry	(a)	NA
	5/1/14		(a)	dry	(a)	NA
	11/21/14		(a)	30.27	(a)	3,582.40
	4/21/15		(a)	30.97	(a)	3,581.70
	11/3/15		(a)	30.200	(a)	3,582.47

Table 4-2. Summary of Groundwater Surface Elevations
Transwestern Compressor Station No. 9 - Roswell, NM

Well ID	Sampling Date	Top of Casing (ft)	Depth to PSH (ft)	Depth to Groundwater (ft)	PSH (ft)	Groundwater Surface Elevation (ft)
RW-1	3/10/09	NA	(a)	33.17	(a)	NA
	10/8/09		(a)	33.48	(a)	NA
	3/22/10		(a)	33.62	(a)	NA
	4/17/11		(a)	33.80	(a)	NA
	12/22/11		(a)	34.26	(a)	NA
	4/17/12		(a)	34.57	(a)	NA
	10/18/12		(a)	35.16	(a)	NA
	4/15/13		(a)	35.77	(a)	NA
	11/3/13	3612.72 (h)	(a)	34.95	(a)	3,577.77
	4/30/14		(a)	35.48	(a)	3,577.24
	11/19/14		(a)	32.46	(a)	3,580.26
	4/21/15		(a)	33.08	(a)	3,579.64
	11/3/15		(a)	33.00	(a)	3,579.72

Notes:
PSH - Phase separated hydrocarbon
ft - feet
Corrections to ground water surface elevation for PSH is calculated assuming a specific gravity of 0.76
(NA) Information not available
(a) Not applicable since no measurable thickness of PSH is present
(b) Elevation based on survey by Wagener Engineering dated 5/6/98
(c) Elevation based on survey by Wagener Engineering dated 9/17/98
(d) Elevation based on survey by Wagener Engineering dated 11/29/00
(e) Elevation based on survey by Wagener Engineering dated 10/03/01
(f) Elevation based on survey by Cypress Engineering dated 03/14/03
(g) Elevation based on survey by Cypress Engineering dated 06/23/07
(h) Elevation based on survey by PR Patton & Associates dated 10/01/13
Historical data before 2009 is presented in previous reports
Historical data for wells that were plugged and abandoned is not shown.

Table 4-3. Sampling and Analysis Plan
Transwestern Compressor Station No. 9 - Roswell, NM

Well ID	1st Semiannual Event Analytical Requirements	2nd Semiannual Event Analytical Requirements	Date of Most Recent Sample	Benzene (ppb) Most Recent Sample	Consecutive Events < NMWQCC Standard or EPA MCL	Comments
MW-1B	---	---	na	na	na	PSH in well
MW-2	---	---	na	na	na	Insufficient water to sample
MW-3	---	---	09/16/08	<1	20	clean perimeter well
MW-7	---	---	09/11/08	<1	21	clean perimeter well
MW-10	---	---	09/16/08	<1	18	clean perimeter well
MW-11	---	---	09/11/08	<1	18	clean perimeter well
MW-12	---	---	na	na	na	PSH in well
MW-13	---	BTEX	11/05/15	<1	19	Previously contained elevated benzene
MW-14	---	BTEX	11/05/15	<1	8	Previously contained elevated benzene
MW-15	---	---	09/11/08	<1	18	clean perimeter well
MW-16	BTEX	BTEX	04/24/15	260	0	Previously contained PSH in well
MW-17	---	---	09/11/08	<1	18	clean perimeter well
MW-20	VOCs	VOCs	11/05/15	8.6 (DCE)	0	COCs: DCA, DCE, TCA
MW-21	---	BTEX	11/05/15	<1	18	Previously contained elevated benzene
MW-22	VOCs	VOCs	11/05/15	2.2 (DCE)	26	COCs: DCA, DCE, TCA
MW-24D	---	BTEX	11/06/15	<1	5	clean deep well
MW-26	VOCs	VOCs	11/05/15	71 (DCE)	0	COCs: DCA, DCE, TCA
MW-27	BTEX	BTEX	11/05/15	<10	4	PSH in well
MW-28	---	---	09/10/08	<1	12	clean perimeter well
MW-29	BTEX	BTEX	11/05/15	<1	12	Previously contained elevated benzene
MW-30	---	---	09/16/08	<1	12	clean perimeter well
MW-32	BTEX	BTEX	11/05/15	<1	18	Previously contained elevated benzene
MW-33	---	---	09/10/08	<1	9	clean perimeter well
MW-34	BTEX	BTEX	11/05/15	<1	4	Elevated benzene
MW-35	BTEX	BTEX	11/05/15	<1	27	clean downgradient well
MW-37	BTEX	BTEX	11/05/15	<1	17	clean downgradient well
MW-39	VOCs	VOCs	11/06/15	27 (DCE)	0	COCs: DCA, DCE, TCA
MW-40	VOCs	VOCs	11/06/15	<1	5	clean downgradient well
MW-41	VOCs	VOCs	11/06/15	1.4 (DCE)	5	COCs: DCA, DCE, TCA
MW-42	VOCs	VOCs	11/06/15	<1	5	clean downgradient well

Notes:
1) Non-detect results are shown with the "<" symbol followed by the reporting limit
2) na - not available; well is not part of the sampling plan
3) BTEX (Benzene, Toluene, Ethylbenzene and Xylenes) and VOCs (Volatile Organic Compounds) to be analyzed by EPA method 8260
4) ppb - parts per billion
5) NMWQCC - New Mexico Water Quality Control Commission
6) EPA MCL - United States Environmental Protection Agency's Maximum Contamination Level

Table 4-4. Summary of Groundwater Analytical Results
Transwestern Compressor Station No. 9 - Roswell, NM

Well	Sampling Date	Benzene	Toluene	Ethylbenzene	Xylenes (total)	1,1-Dichloroethane	1,1-Dichloroethene
	NMWQCC Standard:	10	750	750	620	25	5
	USEPA MCL:	5	1000	700	10000	none	7
MW-13	03/11/09	< 1.0	< 1.0	< 1.0	< 3.0	NA	NA
	10/07/09	< 1.0	< 1.0	< 1.0	< 3.0	NA	NA
	09/24/10	< 1.0	< 1.0	< 1.0	< 3.0	NA	NA
	01/02/12	< 1.0	< 1.0	< 1.0	< 2.0	NA	NA
	10/19/12	< 1.0	< 1.0	< 1.0	< 2.0	NA	NA
	11/18/13	< 1.0	< 1.0	< 1.0	< 2.0	NA	NA
	12/01/14	< 1.0	< 1.0	< 1.0	< 3.0	NA	NA
	11/05/15	< 1.0	< 1.0	< 1.0	< 3.0	NA	NA
MW-14	10/07/09	< 1.0	< 1.0	< 1.0	< 3.0	NA	NA
	09/23/10	< 1.0	< 1.0	< 1.0	< 3.0	NA	NA
	01/02/12	< 1.0	< 1.0	< 1.0	< 2.0	NA	NA
	10/19/12	< 1.0	< 1.0	< 1.0	< 2.0	NA	NA
	11/18/13	< 1.0	< 1.0	< 1.0	< 2.0	NA	NA
	12/01/14	< 1.0	< 1.0	< 1.0	< 3.0	NA	NA
	11/05/15	< 1.0	< 1.0	< 1.0	< 3.0	NA	NA
MW-16	10/21/12	**1,000**	< 50	270	**2,300**	NA	NA
	04/17/13	**650**	< 50	210	**2,400**	NA	NA
	11/18/13	**320**	50	210	**1,900**	NA	NA
	05/04/14	**400**	< 10	310	**2,300**	NA	NA
	12/02/14	**610**	16	180	**2,100**	NA	NA
	04/24/15	**260**	11	230	**2,500**	NA	NA
	11/05/15		**Free Product in well**			NA	NA
MW-20	03/12/09	< 1.0	< 1.0	< 1.0	< 1.5	14	**35**
	10/07/09	2.8	< 1.0	< 1.0	< 1.5	7.2	**13**
	03/30/10	< 1.0	< 1.0	< 1.0	< 1.5	13	**28**
	09/24/10	< 1.0	< 1.0	< 1.0	< 1.5	4.6	**9.7**
	04/19/11	< 1.0	< 1.0	< 1.0	< 1.5	14	**22**
	01/03/12	< 1.0	< 1.0	< 1.0	< 1.5	5.1	**6.4**
	04/18/12	< 1.0	< 1.0	< 1.0	< 1.5	6.4	**8.6**
	10/19/12	< 1.0	< 1.0	< 1.0	< 1.5	2.9	**8.1**
	04/17/13	< 1.0	< 1.0	< 1.0	< 1.5	3.2	4.5
	11/18/13	< 1.0	< 1.0	< 1.0	< 1.5	1.8	1.6
	05/02/14	< 1.0	< 1.0	< 1.0	< 3.0	4.8	3.9
	12/01/14	< 1.0	< 1.0	< 1.0	< 3.0	8.0	**6.7**
	04/24/15	< 1.0	< 1.0	< 1.0	< 3.0	12.0	**8.0**
	11/05/15	< 1.0	< 1.0	< 1.0	< 3.0	16.0	**8.6**

Table 4-4. Summary of Groundwater Analytical Results
Transwestern Compressor Station No. 9 - Roswell, NM

Well	Sampling Date	Benzene	Toluene	Ethylbenzene	Xylenes (total)	1,1-Dichloroethane	1,1-Dichloroethene
NMWQCC Standard:		10	750	750	620	25	5
USEPA MCL:		5	1000	700	10000	none	7
MW-21	03/11/09	< 1.0	< 1.0	< 1.0	< 3.0	NA	NA
	10/07/09	< 1.0	< 1.0	< 1.0	< 3.0	NA	NA
	09/23/10	< 1.0	< 1.0	< 1.0	< 3.0	NA	NA
	01/03/12	< 1.0	< 1.0	< 1.0	< 2.0	NA	NA
	10/25/12	< 1.0	< 1.0	< 1.0	< 2.0	NA	NA
	11/18/13	< 1.0	< 1.0	< 1.0	< 2.0	NA	NA
	12/01/14	< 1.0	< 1.0	< 1.0	< 3.0	NA	NA
	11/05/15	< 1.0	< 1.0	< 1.0	< 3.0	NA	NA
MW-22	03/12/09	< 1.0	< 1.0	< 1.0	< 1.5	< 1.0	1.2
	10/07/09	< 1.0	< 1.0	< 1 0	< 1.5	< 1.0	< 1.0
	03/30/10	< 1.0	< 1.0	< 1.0	< 1.5	< 1.0	1.1
	09/23/10	< 1.0	< 1.0	< 1.0	< 1.5	< 1.0	< 1.0
	04/19/11	< 1.0	< 1.0	< 1.0	< 2.0	< 1.0	1.6
	01/03/12	< 1.0	< 1.0	< 1.0	< 1.5	< 1.0	< 1.0
	04/18/12	< 1.0	< 1.0	< 1.0	< 1.5	< 1.0	1.1
	10/21/12	< 1.0	< 1.0	< 1.0	< 1.5	< 1.0	< 1.0
	04/17/13	< 1.0	< 1.0	< 1.0	< 1.5	< 1.0	2.2
	11/18/13	< 2.0	< 2.0	< 2.0	< 3.0	< 2.0	< 2.0
	05/02/14	< 1.0	< 1.0	< 1.0	< 3.0	< 1.0	2.5
	12/02/14	< 1.0	< 1.0	< 1.0	< 3.0	< 1.0	1.5
	04/24/15	< 1.0	< 1.0	< 1.0	< 3.0	< 1.0	2.5
	11/05/15	< 1.0	< 1.0	< 1.0	< 3.0	< 1.0	2.2
MW-23D	10/07/09	< 1.0	< 1.0	< 1.0	< 3.0	NA	NA
	09/26/10	< 1.0	< 1.0	< 1.0	< 3.0	NA	NA
	01/03/12	< 1.0	< 1.0	< 1.0	< 2.0	NA	NA
	10/21/12	1.6	8.1	2.8	10	NA	NA
	12/14/12	< 1.0	1.4	< 1.0	< 2.0	NA	NA
	01/21/13	< 1.0	< 1.0	< 1.0	< 2.0	NA	NA
	04/16/13	< 1.0	< 1.0	< 1.0	< 2.0	NA	NA
	*Well Plugged 08/2013						
MW-24D	10/07/09	< 1.0	< 1.0	< 1.0	< 3.0	NA	NA
	09/26/10	< 1.0	< 1.0	< 1.0	< 3.0	NA	NA
	01/03/12	< 1.0	< 1.0	< 1.0	< 2.0	NA	NA
	10/21/12	< 1.0	2.1	1.0	3.5	NA	NA
	12/14/12	**9.6**	17	4.9	14	NA	NA
	01/21/13	< 1.0	< 1.0	3.3	6.0	NA	NA
	04/16/13	< 1.0	< 1.0	< 1.0	< 2.0	NA	NA
	11/18/13	< 1.0	< 1.0	< 1.0	< 2.0	NA	NA
	11/26/14	< 1.0	< 1.0	< 1.0	< 3.0	NA	NA
	11/06/15	< 1.0	< 1.0	< 1.0	< 3.0	NA	NA

Table 4-4. Summary of Groundwater Analytical Results
Transwestern Compressor Station No. 9 - Roswell, NM

Well	Sampling Date	Benzene	Toluene	Ethylbenzene	Xylenes (total)	1,1-Dichloroethane	1,1-Dichloroethene
	NMWQCC Standard:	10	750	750	620	25	5
	USEPA MCL:	5	1000	700	10000	none	7
MW-25D	10/07/09	< 1.0	< 1.0	< 1.0	< 3.0	NA	NA
	09/26/10	< 1.0	< 1.0	< 1.0	< 3.0	NA	NA
	01/03/12	< 1.0	< 1.0	< 1.0	< 2.0	NA	NA
	10/21/12	< 1.0	1.2	< 1.0	2.2	NA	NA
	12/14/12	< 1.0	< 1.0	< 1.0	< 2.0	NA	NA
	01/21/13	< 1.0	< 1.0	< 1.0	< 2.0	NA	NA
	04/17/13	< 1.0	< 1.0	< 1.0	< 2.0	NA	NA
	*Well Plugged 08/2013						
MW-26	03/11/09	< 1.0	< 1.0	< 1.0	< 3.0	4.2	**43**
	10/07/09	< 1.0	< 1.0	< 1.0	< 1.5	5.5	**42**
	03/30/10	< 1.0	< 1.0	< 1.0	< 1.5	5.5	**60**
	09/24/10	< 1.0	< 1.0	< 1.0	< 1.5	6.2	**50**
	04/19/11	< 1.0	< 1.0	< 1.0	< 1.5	5.9	**60**
	01/03/12	< 1.0	< 1.0	< 1.0	< 1.5	7.8	**57**
	04/18/12	< 1.0	< 1.0	< 1.0	< 1.5	6.7	**53**
	10/19/12	< 1.0	< 1.0	< 1.0	< 1.5	5.6	**54**
	04/17/13	< 1.0	< 1.0	< 1.0	< 1.5	6.2	**53**
	11/15/13	< 1.0	< 1.0	< 1.0	< 1.5	6.0	**45**
	05/04/14	< 1.0	< 1.0	< 1.0	< 3.0	10.0	**65**
	12/01/14	< 1.0	< 1.0	< 1.0	< 3.0	7.6	**52**
	04/24/15	< 1.0	< 1.0	< 1.0	< 3.0	6.9	**50**
	11/05/15	< 1.0	< 1.0	< 1.0	< 3.0	11.0	**71**
MW-29	03/11/09	**4.1**	< 1.0	< 1.0	< 3.0	NA	NA
	10/07/09	**8.4**	< 1.0	< 1.0	< 3.0	NA	NA
	03/30/10	1.4	< 1.0	< 1.0	< 2.0	NA	NA
	09/23/10	1.3	< 1.0	< 1.0	< 3.0	NA	NA
	04/19/11	< 1.0	< 1.0	< 1.0	< 2.0	NA	NA
	01/02/12	< 1.0	< 1.0	< 1.0	< 2.0	NA	NA
	04/18/12	< 1.0	< 1.0	< 1.0	< 2.0	NA	NA
	10/21/12	< 1.0	< 1.0	< 1.0	< 2.0	NA	NA
	04/16/13	< 1.0	< 1.0	< 1.0	< 2.0	NA	NA
	11/14/13	< 1.0	< 1.0	< 1.0	< 2.0	NA	NA
	05/02/14	< 1.0	< 1.0	< 1.0	< 3.0	NA	NA
	12/01/14	< 1.0	< 1.0	< 1.0	< 3.0	NA	NA
	04/24/15	< 1.0	< 1.0	< 1.0	< 3.0	NA	NA
	11/05/15	< 1.0	< 1.0	< 1.0	< 3.0	NA	NA

Table 4-4. Summary of Groundwater Analytical Results
Transwestern Compressor Station No. 9 - Roswell, NM

Well	Sampling Date	Benzene	Toluene	Ethylbenzene	Xylenes (total)	1,1-Dichloroethane	1,1-Dichloroethene
	NMWQCC Standard:	10	750	750	620	25	5
	USEPA MCL:	5	1000	700	10000	none	7
MW-32	03/11/09	< 1.0	< 1.0	< 1.0	< 3.0	NA	NA
	10/07/09	< 1.0	< 1.0	< 1.0	< 3.0	NA	NA
	03/30/10	< 1.0	< 1.0	< 1.0	< 2.0	NA	NA
	09/23/10	< 1.0	< 1.0	< 1.0	< 3.0	NA	NA
	04/19/11	< 1.0	< 1.0	< 1.0	< 2.0	NA	NA
	01/02/12	1.8	< 1.0	< 1.0	< 2.0	NA	NA
	04/18/12	< 1.0	< 1.0	< 1.0	< 2.0	NA	NA
	10/19/12	< 1.0	< 1.0	< 1.0	< 2.0	NA	NA
	04/16/13	< 1.0	< 1.0	< 1.0	< 2.0	NA	NA
	11/14/13	< 1.0	< 1.0	< 1.0	< 2.0	NA	NA
	05/02/14	< 1.0	< 1.0	< 1.0	< 3.0	NA	NA
	11/25/14	< 1.0	< 1.0	< 1.0	< 3.0	NA	NA
	04/24/15	< 1.0	< 1.0	< 1.0	< 3.0	NA	NA
	11/05/15	< 1.0	< 1.0	< 1.0	< 3.0	NA	NA
MW-34	03/11/09	< 1.0	< 1.0	< 1.0	< 3.0	NA	NA
	10/07/09	< 1.0	< 1.0	< 1.0	< 3.0	NA	NA
	03/30/10	< 1.0	< 1.0	< 1.0	< 2.0	NA	NA
	09/23/10	< 1.0	< 1.0	< 1.0	< 3.0	NA	NA
	04/19/11	**20**	< 1.0	< 1.0	< 2.0	NA	NA
	01/02/12	**210**	< 1.0	< 1.0	< 2.0	NA	NA
	04/18/12	**210**	< 1.0	< 1.0	< 2.0	NA	NA
	10/19/12	**140**	< 1.0	< 1.0	< 2.0	NA	NA
	04/16/13	**60**	< 1.0	< 1.0	< 2.0	NA	NA
	11/14/13	**7.2**	< 1.0	< 1.0	< 2.0	NA	NA
	05/02/14	5.0	< 1.0	< 1.0	< 3.0	NA	NA
	12/01/14	< 1.0	< 1.0	< 1.0	< 3.0	NA	NA
	04/24/15	< 1.0	< 1.0	< 1.0	< 3.0	NA	NA
	11/05/15	< 1.0	< 1.0	< 1.0	< 3.0	NA	NA
MW-35	03/11/09	< 1.0	< 1.0	< 1.0	< 3.0	NA	NA
	10/07/09	< 1.0	< 1.0	< 1.0	< 3.0	NA	NA
	03/30/10	< 1.0	< 1.0	< 1.0	< 2.0	NA	NA
	09/23/10	< 1.0	< 1.0	< 1.0	< 3.0	NA	NA
	04/19/11	< 1.0	< 1.0	< 1.0	< 2.0	NA	NA
	01/02/12	< 1.0	< 1.0	< 1.0	< 2.0	NA	NA
	04/18/12	< 1.0	< 1.0	< 1.0	< 2.0	NA	NA
	10/21/12	< 1.0	< 1.0	< 1.0	< 2.0	NA	NA
	04/16/13	< 1.0	< 1.0	< 1.0	< 2.0	NA	NA
	11/14/13	< 1.0	< 1.0	< 1.0	< 2.0	NA	NA
	05/02/14	< 1.0	< 1.0	< 1.0	< 3.0	NA	NA
	11/25/14	< 1.0	< 1.0	< 1.0	< 3.0	NA	NA
	04/24/15	< 1.0	< 1.0	< 1.0	< 3.0	NA	NA
	11/05/15	< 1.0	< 1.0	< 1.0	< 3.0	NA	NA

Table 4-4. Summary of Groundwater Analytical Results
Transwestern Compressor Station No. 9 - Roswell, NM

Well	Sampling Date	Benzene	Toluene	Ethylbenzene	Xylenes (total)	1,1-Dichloroethane	1,1-Dichloroethene
NMWQCC Standard:		10	750	750	620	25	5
USEPA MCL:		5	1000	700	10000	none	7
MW-37	03/11/09	< 1.0	< 1.0	< 1.0	< 3.0	NA	NA
	11/14/13	< 1.0	< 1.0	< 1.0	< 2.0	NA	NA
	05/02/14	< 1.0	< 1.0	< 1.0	< 3.0	NA	NA
	11/25/14	< 1.0	< 1.0	< 1.0	< 3.0	NA	NA
	04/24/15	< 1.0	< 1.0	< 1.0	< 3.0	NA	NA
	11/05/15	< 1.0	< 1.0	< 1.0	< 3.0	NA	NA
MW-39	08/16/13	2.8	< 1.0	< 1.0	< 1.5	2.0	**19**
	11/15/13	< 1.0	< 1.0	< 1.0	< 1.5	1.6	**15**
	12/01/14	< 1.0	< 1.0	< 1.0	< 3.0	3.0	**26**
	04/24/15	< 1.0	< 1.0	< 1.0	< 3.0	2.5	**22**
	11/06/15	< 1.0	< 1.0	< 1.0	< 3.0	3.1	**27**
MW-40	08/16/13	< 1.0	< 1.0	< 1.0	< 1.5	< 1.0	< 1.0
	11/15/13	< 1.0	< 1.0	< 1.0	< 1.5	< 1.0	< 1.0
	11/25/14	< 1.0	< 1.0	< 1.0	< 3.0	< 1.0	< 1.0
	04/24/15	< 1.0	< 1.0	< 1.0	< 3.0	< 1.0	< 1.0
	11/06/15	< 1.0	< 1.0	< 1.0	< 3.0	< 1.0	< 1.0
MW-41	08/16/13	< 1.0	< 1.0	< 1.0	< 1.5	< 1.0	1.1
	11/15/13	< 1.0	< 1.0	< 1.0	< 1.5	< 1.0	< 1.0
	11/24/14	< 1.0	< 1.0	< 1.0	< 3.0	< 1.0	1.1
	05/19/15	< 1.0	< 1.0	< 1.0	< 3.0	< 1.0	< 1.0
	11/06/15	< 1.0	< 1.0	< 1.0	< 3.0	< 1.0	1.4
MW-42	08/16/13	< 1.0	< 1.0	< 1.0	< 1.5	< 1.0	< 1.0
	11/15/13	< 1.0	< 1.0	< 1.0	< 1.5	< 1.0	< 1.0
	11/25/14	< 1.0	< 1.0	< 1.0	< 3.0	< 1.0	< 1.0
	05/19/15	< 1.0	< 1.0	< 1.0	< 3.0	< 1.0	< 1.0
	11/06/15	< 1.0	< 1.0	< 1.0	< 3.0	< 1.0	< 1.0

Notes:
Only constituents detected in one or more groundwater samples are shown in this table
All results reported above the applicable standard are shown in bold type
Historical data before 2009 is presented in previous reports
Results reported in micrograms per liter (µg/L)
NA - Not analyzed; constituent is not part of the sampling plan
NMWQCC - New Mexico Water Quality Control Commission Standard
USEPA MCL - United States Environmental Protection Agency's Maximum Concentration Limit

Table 4-5. Summary of Groundwater Analytical Results for Samples Below PSH
Transwestern Compressor Station No. 9 - Roswell, NM

Well	Sampling Date	Benzene	Toluene	Ethylbenzene	Xylenes (total)
NMWQCC Standard:		10	750	750	620
USEPA MCL:		5	1000	700	10000
MW-27	05/14/14	< 20.0	< 20.0	36	72
	12/29/14	< 100	< 100	< 100	< 300
	04/24/15	< 10	< 10	< 10	< 30
	11/05/15	< 10	< 10	19	54
MPE-13	05/14/14	**5.2**	< 2.0	10	35
MPE-31	05/14/14	**130**	< 20.0	370	460
	12/29/14	< 100	150	< 100	< 300
	04/24/15	**260**	46	200	440
	11/06/15	**120**	15	230	340
MPE-39	12/29/14	**4700**	**1400**	240	**1900**
	04/24/15	**3300**	**3300**	430	**2700**
	11/06/15	**1800**	**4500**	280	**2900**

Notes:
All results reported above the applicable standard are shown in bold type
Results reported in micrograms per liter (µg/L)
NMWQCC - New Mexico Water Quality Control Commission Standard
USEPA MCL - United States Environmental Protection Agency's Maximum Concentration Limit

Table 5-1. SVE System Potential Emissions Estimate for Total Volatile Organic Compounds Transwestern Compressor Station No. 9 - Roswell, NM

	West Unit				East Unit				Total				
Date	Total VOC Conc (ug/m^3)	Flow Rate Q(scfm)	Potential Emissions M(lb/hr)	Projected TPY M(tons/yr)	Total VOC Conc (ug/m^3)	Flow Rate Q(scfm)	Potential Emissions M(lb/hr)	Projected TPY M(tons/yr)	Flow Rate Q(scfm)	Potential Emissions M(lb/hr)	Projected TPY M(tons/yr)	Projected GPY M(gal/yr)	Projected PPY M(lbs/yr)
4/9/2015	407,986	160	0.24	1.071	265,191	160	0.16	0.696	320	0.4	1.77	558	3,535
05/27/15	238,038	160	0.14	0.625	91,986	160	0.06	0.241	320	0.2	0.87	273	1,733
08/14/15	215,000	160	0.13	0.564	96,000	160	0.06	0.252	320	0.2	0.82	258	1,633
11/09/15	848,832	160	0.51	2.228	209,480	160	0.13	0.550	320	0.6	2.78	877	5,557
											General Average:	491	3,114
											Actual Average at 83% Runtime:	407	2,579

Notes:

1) Concentrations based on ALS Lab analysis of SVE system samples
2) Specific gravity of VOC is 0.76 based on Fingerprinting Analytical performed by Core Laboratories in October 2012.
3) April 2015 reported as ppbv. 1ppbv = 3.39988 ug/m3.

VOC = Volatile Organic Compounds
TPY = Ton per year
ug/m^3 = micrograms per cubic meter
scfm = standard cubic feet per minute
lb/hr = pound per hour
gal/yr = gallons per year

Table 5-2. Summary of Treated Water Irrigation Rates
Transwestern Compressor Station No. 9 - Roswell, NM

Date	Time	Inspector	Meter Reading (gallons)	Irrigated Volume (gallons)	Cummulative Irrigated Volume (gallons)	Elapsed Time (days)	Cummulative Elapsed Time (days)	Average Recovery Rate (GPD)	Average Recovery Rate (GPM)	Year Total (gallons)
12/31/03										2003-2008
11/18/08					1,241,140					1,241,140
05/01/09	1200	CB	964480	15,180	15,180	164.0	164.0	93	0.06	
05/16/09	1200	CB	976370	11,890	27,070	15.0	179.0	793	0.55	
05/20/09	1200	CB	985920	9,550	36,620	4.0	183.0	2388	1.66	
05/25/09	1200	CB	1003890	17,970	54,590	5.0	188.0	3594	2.50	
05/29/09	1200	CB	1014750	10,860	65,450	4.0	192.0	2715	1.89	
05/31/09	1200	CB	1019820	5,070	70,520	2.0	194.0	2535	1.76	
06/04/09	1200	CB	1030720	10,900	81,420	4.0	198.0	2725	1.89	
06/08/09	1200	CB	1040710	9,990	91,410	4.0	202.0	2498	1.73	
06/15/09	1200	CB	1055760	15,050	106,460	7.0	209.0	2150	1.49	
06/20/09	1200	CB	1064810	9,050	115,510	5.0	214.0	1810	1.26	
06/25/09	1200	CB	1068440	3,630	119,140	5.0	219.0	726	0.50	
07/04/09	1200	CB	1074550	6,110	125,250	9.0	228.0	679	0.47	
07/07/09	1200	CB	1082120	7,570	132,820	3.0	231.0	2523	1.75	
07/13/09	1200	CB	1094120	12,000	144,820	6.0	237.0	2000	1.39	
07/17/09	1200	CB	1098480	4,360	149,180	4.0	241.0	1090	0.76	
07/21/09	1200	CB	1105500	7,020	156,200	4.0	245.0	1755	1.22	
07/27/09	1200	CB	1107950	2,450	158,650	6.0	251.0	408	0.28	
07/31/09	1200	CB	1110600	2,650	161,300	4.0	255.0	663	0.46	
08/04/09	1200	CB	1112060	1,460	162,760	4.0	259.0	365	0.25	
08/10/09	1200	CB	1124810	12,750	175,510	6.0	265.0	2125	1.48	
08/13/09	1200	CB	1130140	5,330	180,840	3.0	268.0	1777	1.23	
08/17/09	1200	CB	1137560	7,420	188,260	4.0	272.0	1855	1.29	
08/21/09	1200	CB	1145780	8,220	196,480	4.0	276.0	2055	1.43	
08/28/09	1200	CB	1158470	12,690	209,170	7.0	283.0	1813	1.26	
09/01/09	1200	CB	1158960	490	209,660	4.0	287.0	123	0.09	
09/07/09	1200	CB	1162130	3,170	212,830	6.0	293.0	528	0.37	
09/14/09	1200	CB	1163840	1,710	214,540	7.0	300.0	244	0.17	
09/21/09	1200	CB	1165080	1,240	215,780	7.0	307.0	177	0.12	
09/25/09	1200	CB	1165680	600	216,380	4.0	311.0	150	0.10	
09/30/09	1200	CB	1166290	610	216,990	5.0	316.0	122	0.08	
10/06/09	1200	CB	1176620	10,330	227,320	6.0	322.0	1722	1.20	
10/12/09	1200	CB	1177250	630	227,950	6.0	328.0	105	0.07	
10/22/09	1200	CB	1180690	3,440	231,390	10.0	338.0	344	0.24	
10/26/09	1200	CB	1180920	230	231,620	4.0	342.0	58	0.04	

Table 5-2. Summary of Treated Water Irrigation Rates
Transwestern Compressor Station No. 9 - Roswell, NM

Date	Time	Inspector	Meter Reading (gallons)	Irrigated Volume (gallons)	Cummulative Irrigated Volume (gallons)	Elapsed Time (days)	Cummulative Elapsed Time (days)	Average Recovery Rate (GPD)	Average Recovery Rate (GPM)	Year Total (gallons)
10/31/09	1200	CB	1187620	6,700	238,320	5.0	347.0	1340	0.93	
11/05/09	1200	CB	1196570	8,950	247,270	5.0	352.0	1790	1.24	
11/16/09	1200	CB	1214350	17,780	265,050	11.0	363.0	1616	1.12	2009
11/23/09	1200	CB	1223480	9,130	274,180	7.0	370.0	1304	0.91	274,180
06/20/10	1200	CB	1223490	10	274,190	209.0	579.0	0	0.00	
06/24/10	1200	CB	1224100	610	274,800	4.0	583.0	153	0.11	
06/30/10	1200	CB	1227190	3,090	277,890	6.0	589.0	515	0.36	
07/07/10	1200	CB	1232290	5,100	282,990	7.0	596.0	729	0.51	
07/14/10	1200	CB	1235080	2,790	285,780	7.0	603.0	399	0.28	
07/19/10	1200	CB	1236340	1,260	287,040	5.0	608.0	252	0.18	
07/26/10	1200	CB	1242910	6,570	293,610	7.0	615.0	939	0.65	
07/30/10	1200	CB	1248140	5,230	298,840	4.0	619.0	1308	0.91	
08/05/10	1200	CB	1248520	380	299,220	6.0	625.0	63	0.04	
08/10/10	1200	CB	1250320	1,800	301,020	5.0	630.0	360	0.25	
08/19/10	1200	CB	1252630	2,310	303,330	9.0	639.0	257	0.18	
08/23/10	1200	CB	1258090	5,460	308,790	4.0	643.0	1365	0.95	
08/30/10	1200	CB	1265630	7,540	316,330	7.0	650.0	1077	0.75	
09/06/10	1200	CB	1274270	8,640	324,970	7.0	657.0	1234	0.86	
09/14/10	1200	CB	1279310	5,040	330,010	8.0	665.0	630	0.44	
09/20/10	1200	CB	1286040	6,730	336,740	6.0	671.0	1122	0.78	
09/21/10	1200	CB	1287050	1,010	337,750	1.0	672.0	1010	0.70	
09/28/10	1200	CB	1288380	1,330	339,080	7.0	679.0	190	0.13	
11/05/10	1200	CB	1288390	10	339,090	38.0	717.0	0	0.00	
11/08/10	1200	CB	1290290	1,900	340,990	3.0	720.0	633	0.44	2010
11/10/10	1200	CB	1292380	2,090	343,080	2.0	722.0	1045	0.73	68,900
06/28/11	1200	CB	1292590	210	343,290	230.0	952.0	1	0.00	
06/30/11	1200	CB	1294730	2,140	345,430	2.0	954.0	1070	0.74	
07/13/11	1200	CB	1297670	2,940	348,370	13.0	967.0	226	0.16	
07/20/11	1200	CB	1303020	5,350	353,720	7.0	974.0	764	0.53	
08/01/11	1200	CB	1304610	1,590	355,310	12.0	986.0	133	0.09	
08/12/11	1200	CB	1312240	7,630	362,940	11.0	997.0	694	0.48	
08/19/11	1200	CB	1313260	1,020	363,960	7.0	1004.0	146	0.10	
08/23/11	1200	CB	1315750	2,490	366,450	4.0	1008.0	623	0.43	
08/30/11	1200	CB	1316650	900	367,350	7.0	1015.0	129	0.09	
09/03/11	1200	CB	1317270	620	367,970	4.0	1019.0	155	0.11	
09/09/11	1200	CB	1319870	2,600	370,570	6.0	1025.0	433	0.30	

Table 5-2. Summary of Treated Water Irrigation Rates
Transwestern Compressor Station No. 9 - Roswell, NM

Date	Time	Inspector	Meter Reading (gallons)	Irrigated Volume (gallons)	Cummulative Irrigated Volume (gallons)	Elapsed Time (days)	Cummulative Elapsed Time (days)	Average Recovery Rate (GPD)	Average Recovery Rate (GPM)	Year Total (gallons)
09/13/11	1200	CB	1321030	1,160	371,730	4.0	1029.0	290	0.20	
09/22/11	1200	CB	1321270	240	371,970	9.0	1038.0	27	0.02	
09/25/11	1200	CB	1326090	4,820	376,790	3.0	1041.0	1607	1.12	
09/28/11	1200	CB	1329140	3,050	379,840	3.0	1044.0	1017	0.71	
09/30/11	1200	CB	1331610	2,470	382,310	2.0	1046.0	1235	0.86	
10/04/11	1200	CB	1336700	5,090	387,400	4.0	1050.0	1273	0.88	
10/10/11	1200	CB	1344310	7,610	395,010	6.0	1056.0	1268	0.88	
10/14/11	1200	CB	1348220	3,910	398,920	4.0	1060.0	978	0.68	
10/17/11	1200	CB	1352830	4,610	403,530	3.0	1063.0	1537	1.07	
10/20/11	1200	CB	1355140	2,310	405,840	3.0	1066.0	770	0.53	
10/25/11	1200	CB	1356640	1,500	407,340	5.0	1071.0	300	0.21	
11/01/11	1200	CB	1357820	1,180	408,520	7.0	1078.0	169	0.12	
11/06/11	1200	CB	1370170	12,350	420,870	5.0	1083.0	2470	1.72	
11/14/11	1200	CB	1378250	8,080	428,950	8.0	1091.0	1010	0.70	
11/19/11	1200	CB	1383060	4,810	433,760	5.0	1096.0	962	0.67	
11/25/11	1200	CB	1388650	5,590	439,350	6.0	1102.0	932	0.65	2011
11/30/11	1200	CB	1390930	2,280	441,630	5.0	1107.0	456	0.32	98,550
04/20/12	1200	CB	1390930	0	441,630	142.0	1249.0	0	0.00	
04/26/12	1200	CB	1408050	17,120	458,750	6.0	1255.0	2853	1.98	
04/28/12	1200	CB	1411210	3,160	461,910	2.0	1257.0	1580	1.10	
04/30/12	1200	CB	1413930	2,720	464,630	2.0	1259.0	1360	0.94	
05/04/12	1200	CB	1416840	2,910	467,540	4.0	1263.0	728	0.51	
05/07/12	1200	CB	1420770	3,930	471,470	3.0	1266.0	1310	0.91	
05/12/12	1200	CB	1424710	3,940	475,410	5.0	1271.0	788	0.55	
05/17/12	1200	CB	1430680	5,970	481,380	5.0	1276.0	1194	0.83	
05/22/12	1200	CB	1436750	6,070	487,450	5.0	1281.0	1214	0.84	
05/27/12	1200	CB	1442280	5,530	492,980	5.0	1286.0	1106	0.77	
05/31/12	1200	CB	1444830	2,550	495,530	4.0	1290.0	638	0.44	
06/06/12	1200	CB	1450860	6,030	501,560	6.0	1296.0	1005	0.70	
06/14/12	1200	CB	1452950	2,090	503,650	8.0	1304.0	261	0.18	
06/22/12	1200	CB	1453470	520	504,170	8.0	1312.0	65	0.05	
06/27/12	1200	CB	1459530	6,060	510,230	5.0	1317.0	1212	0.84	
07/04/12	1200	CB	1464990	5,460	515,690	7.0	1324.0	780	0.54	
07/11/12	1200	CB	1470150	5,160	520,850	7.0	1331.0	737	0.51	
07/20/12	1200	CB	1474920	4,770	525,620	9.0	1340.0	530	0.37	
07/25/12	1200	CB	1479740	4,820	530,440	5.0	1345.0	964	0.67	

Table 5-2. Summary of Treated Water Irrigation Rates
Transwestern Compressor Station No. 9 - Roswell, NM

Date	Time	Inspector	Meter Reading (gallons)	Irrigated Volume (gallons)	Cummulative Irrigated Volume (gallons)	Elapsed Time (days)	Cummulative Elapsed Time (days)	Average Recovery Rate (GPD)	Average Recovery Rate (GPM)	Year Total (gallons)
07/31/12	1200	CB	1479740	0	530,440	6.0	1351.0	0	0.00	
08/06/12	1200	CB	1482850	3,110	533,550	6.0	1357.0	518	0.36	
08/10/12	1200	CB	1484650	1,800	535,350	4.0	1361.0	450	0.31	
08/15/12	1200	CB	1486280	1,630	536,980	5.0	1366.0	326	0.23	
08/21/12	1200	CB	1491810	5,530	542,510	6.0	1372.0	922	0.64	
08/25/12	1200	CB	1496550	4,740	547,250	4.0	1376.0	1185	0.82	
08/30/12	1200	CB	1498830	2,280	549,530	5.0	1381.0	456	0.32	
09/05/12	1200	CB	1502280	3,450	552,980	6.0	1387.0	575	0.40	
09/09/12	1200	CB	1505820	3,540	556,520	4.0	1391.0	885	0.61	
09/13/12	1200	CB	1509500	3,680	560,200	4.0	1395.0	920	0.64	
09/17/12	1200	CB	1510800	1,300	561,500	4.0	1399.0	325	0.23	
09/25/12	1200	CB	1513290	2,490	563,990	8.0	1407.0	311	0.22	
09/30/12	1200	CB	1519120	5,830	569,820	5.0	1412.0	1166	0.81	
10/03/12	1200	CB	1520950	1,830	571,650	3.0	1415.0	610	0.42	
10/08/12	1200	CB	1522170	1,220	572,870	5.0	1420.0	244	0.17	
10/23/12	1200	CB	1522170	0	572,870	15.0	1435.0	0	0.00	
10/25/12	1200	CB	1524400	2,230	575,100	2.0	1437.0	1115	0.77	
10/31/12	1200	CB	1531100	6,700	581,800	6.0	1443.0	1117	0.78	
11/05/12	1200	CB	1537050	5,950	587,750	5.0	1448.0	1190	0.83	
11/11/12	1200	CB	1540910	3,860	591,610	6.0	1454.0	643	0.45	
11/28/12	1200	CB	1541110	200	591,810	17.0	1471.0	12	0.01	2012
11/30/12	1200	CB	1541170	60	591,870	2.0	1473.0	30	0.02	150,240
04/19/13	1200	CB	1541170	0	591,870	140.0	1613.0	0	0.00	
04/20/13	1200	CB	1542440	1,270	593,140	1.0	1614.0	1270	0.88	
04/22/13	1200	CB	1545800	3,360	596,500	2.0	1616.0	1680	1.17	
04/30/13	1200	CB	1553090	7,290	603,790	8.0	1624.0	911	0.63	
05/23/13	1200	CB	1576010	22,920	626,710	23.0	1647.0	997	0.69	
05/29/13	1200	CB	1576100	90	626,800	6.0	1653.0	15	0.01	
05/31/13	1200	CB	1577610	1,510	628,310	2.0	1655.0	755	0.52	
06/30/13	1200	CB	1614920	37,310	665,620	30.0	1685.0	1244	0.86	2013
07/24/13	1200	CB	1641540	26,620	692,240	24.0	1709.0	1109	0.77	100,370
07/24/14	800	MB	1641550	10	692,250	364.8	2073.8	0	0.00	
07/27/14	1030	MB	1642070	520	692,770	3.1	2076.9	168	0.12	
07/28/14	800	MB	1643170	1,100	693,870	0.9	2077.8	1217	0.84	
07/29/14	1700	MB	1644160	990	694,860	1.4	2079.2	720	0.50	
07/30/14	730	MB	1644640	480	695,340	0.6	2079.8	806	0.56	

Table 5-2. Summary of Treated Water Irrigation Rates
Transwestern Compressor Station No. 9 - Roswell, NM

Date	Time	Inspector	Meter Reading (gallons)	Irrigated Volume (gallons)	Cummulative Irrigated Volume (gallons)	Elapsed Time (days)	Cummulative Elapsed Time (days)	Average Recovery Rate (GPD)	Average Recovery Rate (GPM)	Year Total (gallons)
07/31/14	900	MB	1645550	910	696,250	1.1	2080.9	850	0.59	
08/01/14	830	MB	1646660	1,110	697,360	1.0	2081.8	1143	0.79	
08/02/14	800	MB	1648100	1,440	698,800	1.0	2082.8	1458	1.01	
08/03/14	700	MB	1648880	780	699,580	1.0	2083.8	814	0.57	
08/04/14	900	MB	1649150	270	699,850	1.1	2084.9	249	0.17	
08/05/14	830	MB	1649990	840	700,690	1.0	2085.8	865	0.60	
08/06/14	800	MB	1651230	1,240	701,930	1.0	2086.8	1256	0.87	
08/07/14	800	MB	1651230	0	701,930	1.0	2087.8	0	0.00	
08/08/14	800	MB	1652880	1,650	703,580	1.0	2088.8	1650	1.15	
08/09/14	800	MB	1653900	1,020	704,600	1.0	2089.8	1020	0.71	
08/10/14	1030	MB	1654670	770	705,370	1.1	2090.9	703	0.49	
08/11/14	730	MB	1654910	240	705,610	0.9	2091.8	274	0.19	
08/12/14	700	MB	1655830	920	706,530	1.0	2092.8	932	0.65	
08/13/14	930	MB	1656750	920	707,450	1.1	2093.9	840	0.58	
08/14/14	900	MB	1658060	1,310	708,760	1.0	2094.9	1327	0.92	
08/15/14	830	MB	1658840	780	709,540	1.0	2095.8	803	0.56	
08/16/14	830	MB	1659880	1,040	710,580	1.0	2096.8	1040	0.72	
08/17/14	1045	MB	1660910	1,030	711,610	1.1	2097.9	945	0.66	
08/18/14	1445	MB	1661940	1,030	712,640	1.2	2099.1	883	0.61	
08/19/14	630	MB	1662750	810	713,450	0.7	2099.8	1226	0.85	
08/20/14	800	MB	1663590	840	714,290	1.1	2100.8	784	0.54	
08/21/14	700	MB	1664360	770	715,060	1.0	2101.8	803	0.56	
08/22/14	715	MB	1665400	1,040	716,100	1.0	2102.8	1034	0.72	
08/23/14	1200	MB	1665920	520	716,620	1.2	2104.0	433	0.30	
08/24/14	1200	MB	1666700	780	717,400	1.0	2105.0	780	0.54	
08/25/14	1200	MB	1667720	1,020	718,420	1.0	2106.0	1020	0.71	
08/26/14	1200	MB	1668580	860	719,280	1.0	2107.0	860	0.60	
08/27/14	745	MB	1669290	710	719,990	0.8	2107.8	876	0.61	
08/28/14	845	MB	1670060	770	720,760	1.0	2108.9	739	0.51	
08/29/14	845	MB	1670830	770	721,530	1.0	2109.9	770	0.53	
08/30/14	915	MB	1671600	770	722,300	1.0	2110.9	748	0.52	
08/31/14	1035	MB	1672630	1,030	723,330	1.1	2111.9	981	0.68	
09/01/14	915	MB	1673410	780	724,110	0.9	2112.9	821	0.57	
09/02/14	845	MB	1674300	890	725,000	1.0	2113.9	917	0.64	
09/03/14	545	MB	1675070	770	725,770	0.9	2114.7	880	0.61	
09/04/14	645	MB	1676050	980	726,750	1.0	2115.8	941	0.65	

Table 5-2. Summary of Treated Water Irrigation Rates
Transwestern Compressor Station No. 9 - Roswell, NM

Date	Time	Inspector	Meter Reading (gallons)	Irrigated Volume (gallons)	Cummulative Irrigated Volume (gallons)	Elapsed Time (days)	Cummulative Elapsed Time (days)	Average Recovery Rate (GPD)	Average Recovery Rate (GPM)	Year Total (gallons)
09/05/14	1700	MB	1677130	1,080	727,830	1.4	2117.2	750	0.52	
09/06/14	800	MB	1677390	260	728,090	0.6	2117.8	416	0.29	
09/07/14	1030	MB	1677390	0	728,090	1.1	2118.9	0	0.00	
09/08/14	900	MB	1677390	0	728,090	0.9	2119.9	0	0.00	
09/09/14	900	MB	1677390	0	728,090	1.0	2120.9	0	0.00	
09/10/14	730	MB	1678490	1,100	729,190	0.9	2121.8	1184	0.82	
09/11/14	830	MB	1679550	1,060	730,250	1.0	2122.8	1018	0.71	
09/12/14	730	MB	1680330	780	731,030	1.0	2123.8	814	0.57	
09/13/14	800	MB	1681190	860	731,890	1.0	2124.8	836	0.58	
09/14/14	1030	MB	1682030	840	732,730	1.1	2125.9	767	0.53	
09/15/14	645	MB	1682610	580	733,310	0.8	2126.8	691	0.48	
09/16/14	730	MB	1683180	570	733,880	1.0	2127.8	551	0.38	
09/17/14	900	MB	1683180	0	733,880	1.1	2128.9	0	0.00	
09/18/14	745	MB	1683220	40	733,920	0.9	2129.8	43	0.03	
09/19/14	815	MB	1683420	200	734,120	1.0	2130.8	194	0.13	
09/20/14	720	MB	1683460	40	734,160	1.0	2131.8	42	0.03	
09/21/14	1035	MB	1683460	0	734,160	1.1	2132.9	0	0.00	
09/22/14	715	MB	1683760	300	734,460	0.9	2133.8	346	0.24	
09/23/14	700	MB	1683760	0	734,460	1.0	2134.8	0	0.00	
09/25/14	800	MB	1684060	300	734,760	2.0	2136.8	147	0.10	
09/26/14	715	MB	1685810	1,750	736,510	1.0	2137.8	1814	1.26	
09/27/14	800	MB	1687190	1,380	737,890	1.0	2138.8	1333	0.93	
09/28/14	1045	MB	1689190	2,000	739,890	1.1	2139.9	1815	1.26	
09/29/14	715	MB	1690250	1,060	740,950	0.9	2140.8	1229	0.85	
09/30/14	730	MB	1691920	1,670	742,620	1.0	2141.8	1660	1.15	
10/01/14	835	MB	1693890	1,970	744,590	1.0	2142.8	1887	1.31	
10/02/14	632	MB	1695300	1,410	746,000	0.9	2143.8	1540	1.07	
10/03/14	840	MB	1697250	1,950	747,950	1.1	2144.9	1794	1.25	
10/04/14	804	MB	1698900	1,650	749,600	1.0	2145.8	1675	1.16	
10/05/14	1033	MB	1700550	1,650	751,250	1.1	2146.9	1506	1.05	
10/06/14	645	MB	1701930	1,380	752,630	0.8	2147.8	1646	1.14	
10/07/14	630	MB	1703540	1,610	754,240	1.0	2148.8	1620	1.13	
10/08/14	900	MB	1705120	1,580	755,820	1.1	2149.9	1420	0.99	
10/09/14	815	MB	1705120	0	755,820	1.0	2150.8	0	0.00	
10/10/14	1300	MB	1705430	310	756,130	1.2	2152.0	258	0.18	
10/11/14	800	MB	1707150	1,720	757,850	0.8	2152.8	2173	1.51	

Table 5-2. Summary of Treated Water Irrigation Rates
Transwestern Compressor Station No. 9 - Roswell, NM

Date	Time	Inspector	Meter Reading (gallons)	Irrigated Volume (gallons)	Cummulative Irrigated Volume (gallons)	Elapsed Time (days)	Cummulative Elapsed Time (days)	Average Recovery Rate (GPD)	Average Recovery Rate (GPM)	Year Total (gallons)
10/12/14	800	MB	1708930	1,780	759,630	1.0	2153.8	1780	1.24	
10/13/14	745	MB	1710700	1,770	761,400	1.0	2154.8	1812	1.26	
10/14/14	720	MB	1712440	1,740	763,140	1.0	2155.8	1758	1.22	
10/15/14	720	MB	1714440	2,000	765,140	1.0	2156.8	2000	1.39	
10/16/14	545	MB	1716450	2,010	767,150	0.9	2157.7	2168	1.51	
10/17/14	845	MB	1718740	2,290	769,440	1.1	2158.9	2036	1.41	
10/18/14	930	MB	1720630	1,890	771,330	1.0	2159.9	1825	1.27	
10/19/14	1100	MB	1722680	2,050	773,380	1.1	2161.0	1914	1.33	
10/20/14	1010	MB	1724770	2,090	775,470	1.0	2161.9	2171	1.51	
10/21/14	730	MB	1726430	1,660	777,130	0.9	2162.8	1879	1.31	
10/22/14	830	MB	1728230	1,800	778,930	1.0	2163.8	1728	1.20	
10/23/14	845	MB	1729980	1,750	780,680	1.0	2164.9	1739	1.21	
10/24/14	800	MB	1731690	1,710	782,390	1.0	2165.8	1743	1.21	
10/25/14	800	MB	1733390	1,700	784,090	1.0	2166.8	1700	1.18	
10/26/14	800	MB	1734960	1,570	785,660	1.0	2167.8	1570	1.09	
10/27/14	1000	MB	1736660	1,700	787,360	1.1	2168.9	1569	1.09	
10/28/14	910	MB	1738180	1,520	788,880	1.0	2169.9	1579	1.10	
10/29/14	845	MB	1739900	1,720	790,600	1.0	2170.9	1768	1.23	
10/30/14	930	MB	1741340	1,440	792,040	1.0	2171.9	1391	0.97	
10/31/14	830	MB	1743050	1,710	793,750	1.0	2172.8	1784	1.24	
11/01/14	830	MB	1744480	1,430	795,180	1.0	2173.8	1430	0.99	
11/02/14	800	MB	1745900	1,420	796,600	1.0	2174.8	1438	1.00	
11/03/14	845	MB	1747630	1,730	798,330	1.0	2175.9	1698	1.18	
11/04/14	915	MB	1749080	1,450	799,780	1.0	2176.9	1409	0.98	
11/05/14	945	MB	1750520	1,440	801,220	1.0	2177.9	1422	0.99	
11/06/14	900	MB	1751960	1,440	802,660	1.0	2178.9	1468	1.02	**2014**
11/07/14	830	MB	1753390	1,430	804,090	1.0	2179.8	1473	1.02	111,840
06/25/15	630	CB	1753390	0	804,090	230.0	2409.8	0	0.00	
06/26/15	900	CB	40570	0	804,090	1.0	2410.8	0	0.00	*New Meter
06/27/15	630	CB	41360	790	804,880	1.0	2411.8	790	0.55	
06/28/15	700	CB	42790	1,430	806,310	1.0	2412.8	1430	0.99	
06/29/15	715	CB	44150	1,360	807,670	1.0	2413.8	1360	0.94	
06/30/15	-	CB	45210	1,060	808,730	1.0	2414.8	1060	0.74	
07/01/15	-	CB	46250	1,040	809,770	1.0	2415.8	1040	0.72	
07/02/15	-	CB	47560	1,310	811,080	1.0	2416.8	1310	0.91	
07/03/15	-	CB	48600	1,040	812,120	1.0	2417.8	1040	0.72	

Table 5-2. Summary of Treated Water Irrigation Rates
Transwestern Compressor Station No. 9 - Roswell, NM

Date	Time	Inspector	Meter Reading (gallons)	Irrigated Volume (gallons)	Cummulative Irrigated Volume (gallons)	Elapsed Time (days)	Cummulative Elapsed Time (days)	Average Recovery Rate (GPD)	Average Recovery Rate (GPM)	Year Total (gallons)
07/04/15	715	CB	49650	1,050	813,170	1.0	2418.8	1050	0.73	
07/05/15	-	CB	50680	1,030	814,200	1.0	2419.8	1030	0.72	
07/06/15	-	CB	51720	1,040	815,240	1.0	2420.8	1040	0.72	
07/07/15	-	CB	52760	1,040	816,280	1.0	2421.8	1040	0.72	
07/08/15	-	CB	53800	1,040	817,320	1.0	2422.8	1040	0.72	
07/09/15	-	CB	54840	1,040	818,360	1.0	2423.8	1040	0.72	
07/10/15	-	CB	55890	1,050	819,410	1.0	2424.8	1050	0.73	
07/11/15	710	CB	56930	1,040	820,450	1.0	2425.8	1040	0.72	
08/06/15		CB	70570	13,640	834,090	26.0	2451.8	525	0.36	
10/03/15	745	CB	83130	12,560	846,650	58.0	2509.8	217	0.15	
10/21/15		CB	90720	7,590	854,240	18.0	2527.8	422	0.29	
10/23/15		CB	91500	780	855,020	2.0	2529.8	390	0.27	
11/04/15	-	CB	92780	1,280	856,300	12.0	2541.8	107	0.07	
11/07/15	-	CB	94500	1,720	858,020	3.0	2544.8	573	0.40	
11/08/15	-	CB	96130	1,630	859,650	1.0	2545.8	1630	1.13	
11/09/15	-	CB	97190	1,060	860,710	1.0	2546.8	1060	0.74	
11/10/15	-	CB	98240	1,050	861,760	1.0	2547.8	1050	0.73	
11/11/15	-	CB	99300	1,060	862,820	1.0	2548.8	1060	0.74	
11/12/15	-	CB	100090	790	863,610	1.0	2549.8	790	0.55	
11/13/15	-	CB	100090	0	863,610	1.0	2550.8	0	0.00	
11/14/15	-	CB	100470	380	863,990	1.0	2551.8	380	0.26	
11/16/15	-	CB	101390	920	864,910	2.0	2553.8	460	0.32	
11/17/15	-	CB	102270	880	865,790	1.0	2554.8	880	0.61	
11/18/15	-	CB	103210	940	866,730	1.0	2555.8	940	0.65	
11/19/15	-	CB	103250	40	866,770	1.0	2556.8	40	0.03	
11/20/15	-	CB	104710	1,460	868,230	1.0	2557.8	1460	1.01	
11/25/15	-	CB	104710	0	868,230	5.0	2562.8	0	0.00	**2015**
11/30/15	-	CB	104710	0	868,230	5.0	2567.8	0	0.00	64,140

NOTES:
Irrigated Volume (gallons) = Difference between prior meter reading and current meter reading (gallons)
Cummulative Irrigated Volume (gallons) = Cummulative sum of Irrigated Volume (gallons)
Elapsed Time (days) = Calculated number of days from the prior date and time
Cummulative Elapsed Time (days) = Cummulative sum of Elapsed Time (days)
Average Recovery Rate (GPD) = Irrigated Volume (gallons) / Elapsed Time (days)

Table 5-2. Summary of Treated Water Irrigation Rates
Transwestern Compressor Station No. 9 - Roswell, NM

Date	Time	Inspector	Meter Reading (gallons)	Irrigated Volume (gallons)	Cummulative Irrigated Volume (gallons)	Elapsed Time (days)	Cummulative Elapsed Time (days)	Average Recovery Rate (GPD)	Average Recovery Rate (GPM)	Year Total (gallons)

Average Recovery Rate (GPM) = Average Recovery Rate (GPD) / 24 (hours/day) / 60 (minutes/hour)
Historical data before 2009 is presented in previous reports

Table 5-3. Summary of Water Treatment System Analyses
Transwestern Compressor Station No. 9 - Roswell, NM

Sample Point	Sampling Date	Benzene	Toluene	Ethylbenzene	Xylenes (total)
NMWQCC Standard:		10	750	750	620
Post-Treatment	05/25/09	< 1.0	< 1.0	< 1.0	< 1.5
	06/22/09	< 1.0	< 1.0	< 1.0	< 1.5
	07/21/09	< 1.0	< 1.0	< 1.0	< 1.5
	08/24/09	< 1.0	< 1.0	< 1.0	< 1.5
	09/28/09	< 1.0	< 1.0	< 1.0	< 1.5
	10/29/09	< 1.0	< 1.0	< 1.0	< 1.5
	11/18/09	4.8	1.3	< 1.0	< 1.5
	06/30/10	5.6	< 1.0	< 1.0	< 1.5
	07/31/10	< 1.0	< 1.0	< 1.0	< 1.5
	08/30/10	< 1.0	< 1.0	< 1.0	< 1.5
	11/10/10	< 1.0	< 1.0	< 1.0	< 1.5
	08/10/11	< 1.0	< 1.0	< 1.0	< 1.5
	10/09/11	< 1.0	< 1.0	< 1.0	< 1.5
	11/03/11	< 1.0	< 1.0	< 1.0	< 1.5
	04/30/12	< 1.0	< 1.0	< 1.0	< 1.5
	06/05/12	1.2	< 1.0	< 1.0	< 1.5
	06/28/12	1.7	< 1.0	< 1.0	< 1.5
	07/25/12	< 1.0	< 1.0	< 1.0	< 1.5
	08/15/12	< 1.0	< 1.0	< 1.0	< 1.5
	09/23/12	< 1.0	< 1.0	< 1.0	< 1.5
	10/25/12	< 1.0	< 1.0	< 1.0	< 1.5
	11/28/12	< 1.0	< 1.0	< 1.0	< 1.5
	05/16/13	< 1.0	< 1.0	< 1.0	< 1.5
	06/17/13	< 1.0	< 1.0	< 1.0	< 1.5
	07/17/13	< 1.0	< 1.0	< 1.0	< 1.5
	07/31/14	< 1.0	< 1.0	< 1.0	< 3.0
	08/25/14	< 1.0	< 1.0	< 1.0	< 3.0
	09/17/14	< 1.0	< 1.0	< 1.0	< 3.0
	10/15/14	< 1.0	< 1.0	< 1.0	< 3.0
	07/15/15	< 1.0	< 1.0	< 1.0	< 3.0
	10/27/15	< 1.0	< 1.0	< 1.0	< 3.0
	11/20/15	< 1.0	< 1.0	< 1.0	< 3.0
Between GACs	06/22/09	**350**	570	16	210
	07/21/09	< 1.0	< 1.0	< 1.0	< 2.0
	08/24/09	< 1.0	< 1.0	< 1.0	< 2.0
	09/28/09	< 1.0	< 1.0	< 1.0	< 2.0
	10/29/09	< 1.0	< 1.0	< 1.0	< 2.0
	11/18/09	9.3	3.3	< 1.0	< 2.0
	06/30/10	2.1	< 1.0	< 1.0	< 2.0
	07/31/10	**200**	200	12	150
	08/30/10	**300**	440	22	280
	11/10/10	< 1.0	< 1.0	< 1.0	< 3.0
	08/10/11	< 1.0	< 1.0	< 1.0	< 2.0
	10/09/11	3.2	1.6	< 1.0	< 2.0
	11/03/11	2.8	1.6	< 1.0	< 2.0

Table 5-3. Summary of Water Treatment System Analyses
Transwestern Compressor Station No. 9 - Roswell, NM

Sample Point	Sampling Date	Benzene	Toluene	Ethylbenzene	Xylenes (total)
NMWQCC Standard:		10	750	750	620
Between GACs -continued-	04/30/12	3.6	< 1.0	< 1.0	< 2.0
	06/05/12	3.9	< 1.0	< 1.0	< 2.0
	06/28/12	4.7	< 1.0	< 1.0	< 2.0
	07/25/12	1.8	< 1.0	< 1.0	< 2.0
	08/15/12	1.7	< 1.0	< 1.0	< 2.0
	09/23/12	1.7	< 1.0	< 1.0	< 2.0
	10/25/12	1.5	< 1.0	< 1.0	< 2.0
	11/28/12	1.5	< 1.0	< 1.0	< 2.0
	05/16/13	3.3	< 1.0	< 1.0	< 2.0
	06/17/13	4.0	< 1.0	< 1.0	< 2.0
	07/17/13	3.2	1.8	< 1.0	< 2.0
	07/31/14	5.5	3.4	< 1.0	4
	08/25/14	6.4	< 1.0	< 1.0	< 3.0
	09/17/14	< 1.0	< 1.0	< 1.0	< 3.0
	10/15/14	< 1.0	< 1.0	< 1.0	< 3.0
	07/15/15	< 1.0	< 1.0	< 1.0	< 3.0
	10/27/15	< 1.0	< 1.0	< 1.0	< 3.0
	11/20/15	**12**	10.0	< 1.0	7.5
Post-Air Stripper	05/25/09	**260**	680	33	**790**
	06/22/09	**960**	**1,600**	63	**830**
	07/21/09	**280**	500	< 20	280
	08/24/09	**230**	350	13	220
	09/28/09	**290**	72	19	240
	10/29/09	**450**	670	42	430
	11/18/09	**200**	470	18	300
	06/30/10	**450**	460	13	250
	07/31/10	**190**	200	11	140
	08/30/10	**450**	660	31	450
	11/10/10	**59**	97	< 10	65
	08/10/11	1.4	2.7	< 1	3.0
	10/09/11	**21**	37	2.0	22
	11/03/11	**30**	66	3.4	47
	04/30/12	< 1	1.3	< 1	2.2
	06/05/12	< 1	1.0	< 1	< 2
	06/28/12	< 1	< 1	< 1	< 2
	07/25/12	**170**	270	12	130
	08/15/12	**13**	16	< 5	10
	09/23/12	< 5	< 5	< 5	< 10
	10/25/12	< 5	< 5	< 5	< 10
	11/28/12	5.1	8.4	< 5	< 10
	05/16/13	< 5	< 5	< 5	< 10
	06/17/13	< 5	< 5	< 5	< 10
	07/17/13	< 5	< 5	< 5	< 10
	07/31/14	< 1	< 1	< 1	< 3
	08/25/14	< 1	< 1	< 1	< 3

Table 5-3. Summary of Water Treatment System Analyses
Transwestern Compressor Station No. 9 - Roswell, NM

Sample Point	Sampling Date	Benzene	Toluene	Ethylbenzene	Xylenes (total)
NMWQCC Standard:		10	750	750	620
Post-Air Stripper -continued-	09/17/14	< 1	< 1	< 1	< 3
	10/15/14	5	11	< 1	10
	07/15/15	< 1.0	< 1.0	< 1.0	< 3.0
	10/27/15	**12**	14	1.5	11
	11/20/15	**110**	160	9.3	140
Pre-Treatment	05/25/09	**640**	**1,700**	99	**1,900**
	06/22/09	**2,700**	**4,500**	210	**2,400**
	07/21/09	**2,500**	**4,600**	210	**2,600**
	08/24/09	**2,700**	**4,000**	200	**2,500**
	09/28/09	**2,900**	**910**	220	**2,200**
	10/29/09	**3,000**	**4,100**	280	**2,700**
	11/18/09	**1,400**	**3,300**	140	**2,000**
	06/30/10	**2,700**	**2,800**	120	**1,500**
	07/31/10	**1,900**	**2,000**	140	**1,300**
	08/30/10	**1,800**	**2,600**	150	**1,800**
	11/10/10	**2,400**	**3,900**	220	**2,100**
	08/10/11	**970**	**1,900**	130	**1,400**
	10/09/11	**3,000**	**4,800**	240	**2,500**
	11/03/11	**2,400**	**4,900**	260	**2,800**
	04/30/12	**3,100**	**3,400**	200	**2,100**
	06/05/12	**2,600**	**3,900**	220	**2,200**
	06/28/12	**3,000**	**4,500**	250	**2,300**
	07/25/12	**2,900**	**4,600**	260	**2,700**
	08/15/12	**2,900**	**3,500**	270	**2,300**
	09/23/12	**2,600**	**3,600**	270	**2,400**
	10/25/12	**3,200**	**4,400**	280	**2,600**
	11/28/12	**2,300**	**3,700**	230	**2,300**
	05/16/13	**2,800**	**4,900**	260	**2,600**
	06/17/13	**2,500**	**4,500**	260	**2,500**
	07/17/13	**3,000**	**5,300**	270	**2,600**
	07/31/14	**570**	**1,500**	< 100	**2,100**
	08/25/14	**1,200**	**1,600**	110	**1,500**
	09/17/14	**2,100**	**3,100**	180	**1,900**
	10/15/14	**2,200**	**3,900**	200	**2,200**
	07/15/15	**2,700**	**2,600**	160	**1,900**
	10/27/15	**1,700**	**1,700**	< 100	**1,200**
	11/20/15	**2,700**	**3,500**	160	**2,300**

Notes:
ug/L = all cooncentrations reported in micrograms per liter
Results reported above the NMWQCC standard are shown in bold type
Historical data before 2009 is presented in previous reports

FIGURES

REPORT OF 2015 GROUNDWATER REMEDIATION ACTIVITIES
TRANSWESTERN PIPELINE COMPANY, LLC
TRANSWESTERN COMPRESSOR STATION No. 9
(ROSWELL COMPRESSOR STATION)
ROSWELL, CHAVES COUNTY, NEW MEXICO

PROJECT NO. 02.20120037

EARTHCON®

EarthCon Consultants, Inc.

1880 WEST OAK PKWY, BLDG 100, STE 106, MARIETTA, GA, 30062

SITE LOCATION MAP

DRAWN	CHECKED	DATE	FIGURE
SSW	JDH	12/15	1-1

FILENAME: figure 1-1.dwg

Copyright © 2015 EarthCon Consultants, Inc. All Rights Reserved

REPORT OF 2015 GROUNDWATER REMEDIATION ACTIVITIES
TRANSWESTERN PIPELINE COMPANY, LLC
TRANSWESTERN COMPRESSOR STATION No. 9
(ROSWELL COMPRESSOR STATION)
ROSWELL, CHAVES COUNTY, NEW MEXICO

PROJECT NO. 02.20120037

EARTHCON®

EarthCon Consultants, Inc.
1880 WEST OAK PKWY, BLDG 100, STE 106, MARIETTA, GA, 30062

SITE FEATURES

DRAWN:	CHECKED:	DATE:	FIGURE:
SSW	JDH	12/15	1-2

FILENAME: figure 1-2.dwg

Copyright © 2016 EarthCon Consultants, Inc. All Rights Reserved

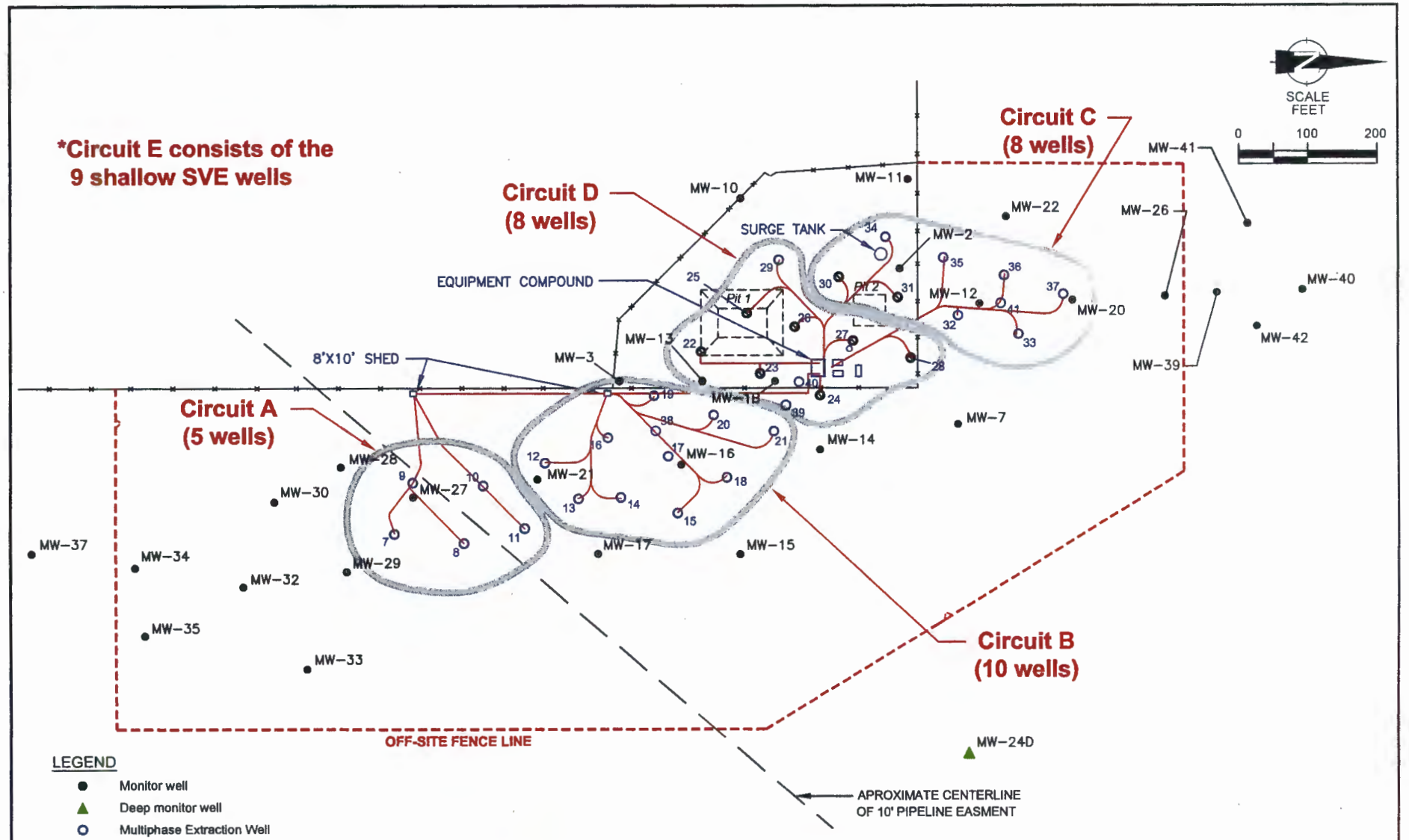

SOURCE: CYPRESS ENGINEERING SERVICES INC.

REPORT OF 2015 GROUNDWATER REMEDIATION ACTIVITIES
TRANSWESTERN PIPELINE COMPANY, LLC
TRANSWESTERN COMPRESSOR STATION No. 9
(ROSWELL COMPRESSOR STATION)
ROSWELL, CHAVES COUNTY, NEW MEXICO

PROJECT NO. 02.20120037

EARTHCON®

EarthCon Consultants, Inc.
1880 WEST OAK PKWY, BLDG 100, STE 106, MARIETTA, GA, 30062

REMEDIATION SYSTEM LAYOUT

DRAWN:	CHECKED:	DATE:	FIGURE:
SSW	JDH	12/15	1-3

FILENAME: figure 1-3.dwg

Copyright © 2016 EarthCon Consultants, Inc. All Rights Reserved

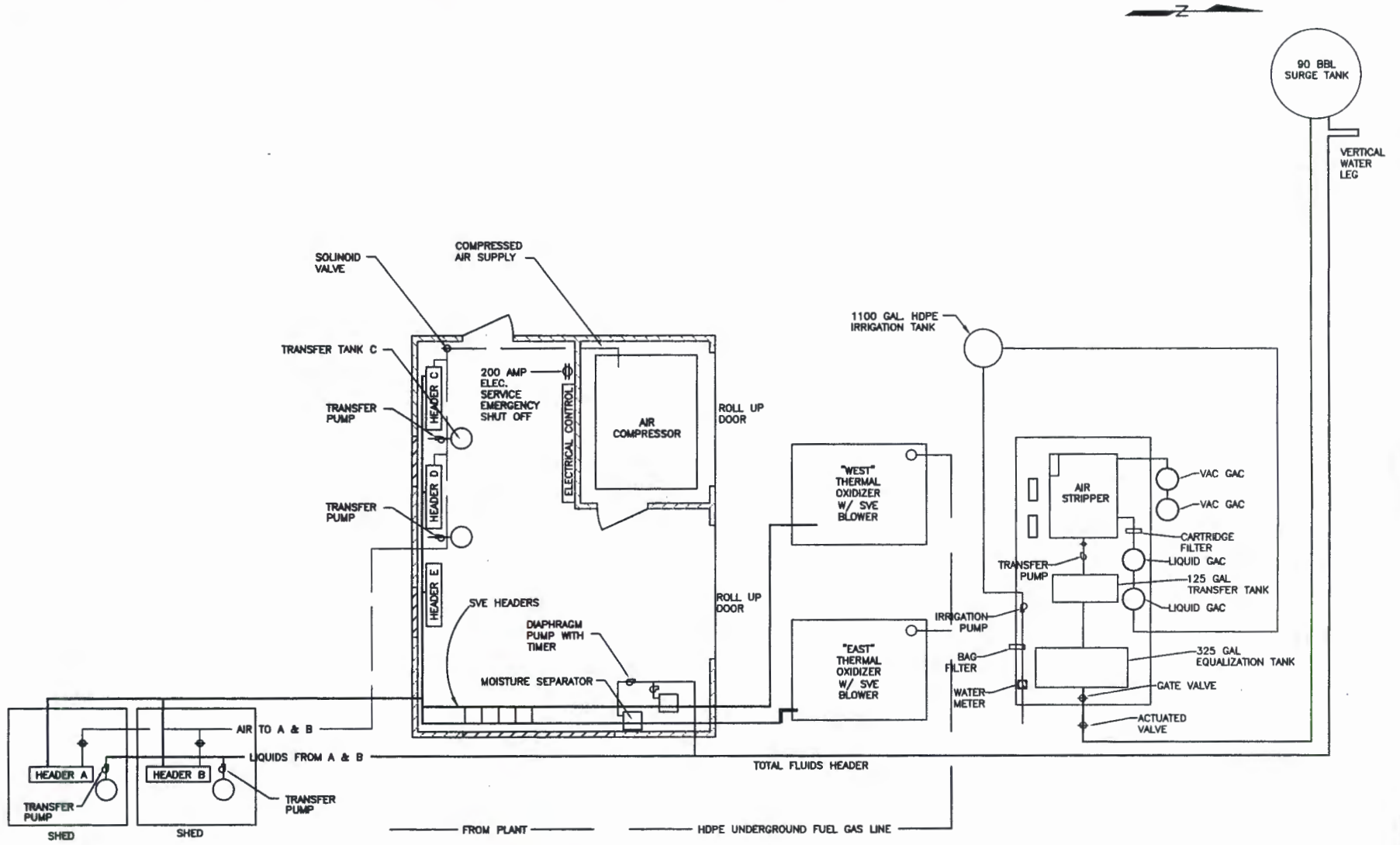

(NOT TO SCALE)

REPORT OF 2015 GROUNDWATER REMEDIATION ACTIVITIES
TRANSWESTERN PIPELINE COMPANY, LLC
TRANSWESTERN COMPRESSOR STATION No. 9
(ROSWELL COMPRESSOR STATION)
ROSWELL, CHAVES COUNTY, NEW MEXICO

PROJECT NO. 02.20120037.00

EARTHCON®

EarthCon Consultants, Inc.
1880 WEST OAK PKWY, BLDG 100, STE 106, MARIETTA, GA, 30062

EQUIPMENT COMPOUND DETAIL

DRAWN	CHECKED	DATE	FIGURE
SSW	SD	9/25/2015	1-4

FILENAME: figure 1-4.dwg

Copyright © 2015 EarthCon Consultants, Inc. All Rights Reserved

N

SCALE FEET

0 75 150

MW-40
MW-42
MW-41
MW-39
MW-26
MW-25D
MW-20
37
41
33
36
MW-22
MW-12
MW-8
MW-24D
35
32
28
MW-7
MW-2
31
MW-9
MW-5
MW-11
RW-1
34
30
27
40
24
MW-14
FORMER PIT 2
39
MW-23D
29
26
MW-1B
21
MW-10
23
MW-19
25
MW-15
20
18
22
MW-16
GROUNDWATER REMEDIATION SYSTEM BUILDING
MW-13
38
17
15
MW-18
19
MW-3
14
FORMER PIT 1
16
MW-6
MW-17
13
12
MW-21
11
10
TRANSWESTERN COMPRESSOR STATION
8
MW-27
9
MW-31
7
5
MW-29
MW-28
6
4
MW-33
MW-30
3
1
MW-32
2
MW-34
MW-35
MW-36
MW-38
MW-37

LEGEND

- PROJECT AREA
- PROPERTY BOUNDARY
- FENCED AREA
- MONITORING WELL
- MULTIPHASE EXTRACTION WELL
- DEEP MONITOR WELL
- MONITORING/MULTIPHASE EXTRACTION WELL PLUGGED AND ABANDONED IN AUGUST 2013 (MWs, MW-D, MPEs)

REPORT OF 2015 GROUNDWATER REMEDIATION ACTIVITIES
TRANSWESTERN PIPELINE COMPANY, LLC
TRANSWESTERN COMPRESSOR STATION No. 9
(ROSWELL COMPRESSOR STATION)
ROSWELL, CHAVES COUNTY, NEW MEXICO

PROJECT NO. 02.20120037

EARTHCON®
EarthCon Consultants, Inc.
1880 WEST OAK PKWY, BLDG 100, STE 106, MARIETTA, GA, 30062

WELL LOCATIONS

DRAWN:	CHECKED:	DATE:	FIGURE:
SSW	JDH	12/15	1-5

FILENAME: figure 1-5.dwg

Copyright © 2016 EarthCon Consultants, Inc. All Rights Reserved

LEGEND

MW-37 Monitoring Well with Groundwater Elevation (ft MSL)
[3541.38]

MPE 31 Multi-Phase Extraction Well

General Direction of Groundwater Flow

SCALE
0 FT 75 FT 150 FT

TRANSWESTERN PIPELINE COMPANY
COMPRESSOR STATION NO. 9

ROSWELL, CHAVES COUNTY, NEW MEXICO

PROJ. NO. 02.2012037.00

EARTHCON®
EarthCon Consultants Inc.
1880 West Oak Parkway
Building 100, Suite 106
Marietta, Georgia 30062

GROUNDWATER SURFACE ELEVATIONS IN THE UPPERMOST AQUIFER
APRIL 20, 2015

DRAWN:	CHECKED:	DATE:	FIGURE:
SSW	JDH	01/16	4-1

FILENAME:

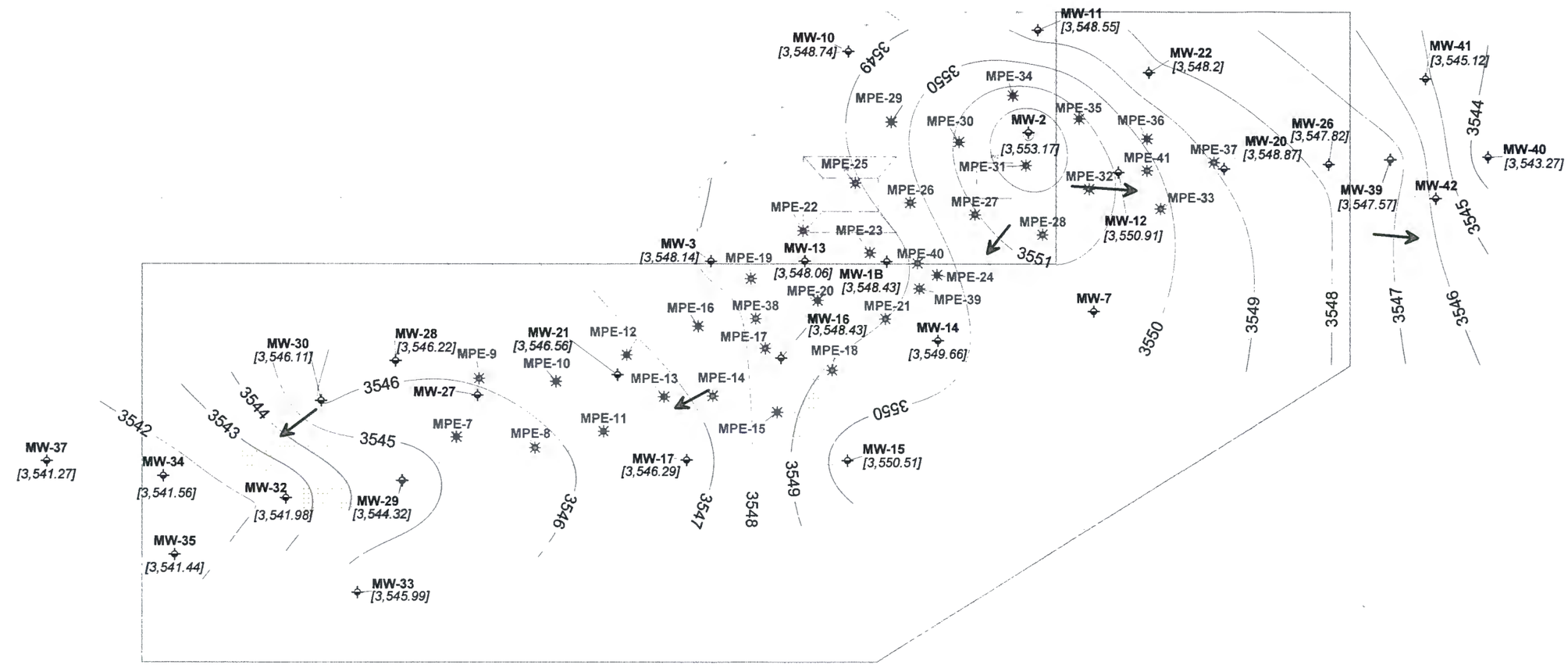

LEGEND

MW-37 Monitoring Well with Groundwater Elevation (ft MSL)

[3541.38]

MPE-31 Multi-Phase Extraction Well

General Direction of Groundwater Flow

SCALE

0 FT 75 FT 150 FT

TRANSWESTERN PIPELINE COMPANY
COMPRESSOR STATION NO. 9

ROSWELL, CHAVES COUNTY, NEW MEXICO

PROJ. NO: 02.2012037.00

EARTHCON

EarthCon Consultants Inc.
1880 West Oak Parkway
Building 100, Suite 106
Marietta, Georgia 30062

GROUNDWATER SURFACE ELEVATIONS IN THE UPPERMOST AQUIFER NOVEMBER 3, 2015

DRAWN:	CHECKED	DATE	FIGURE:
SSW	JDH	01/16	4-2

FILENAME:

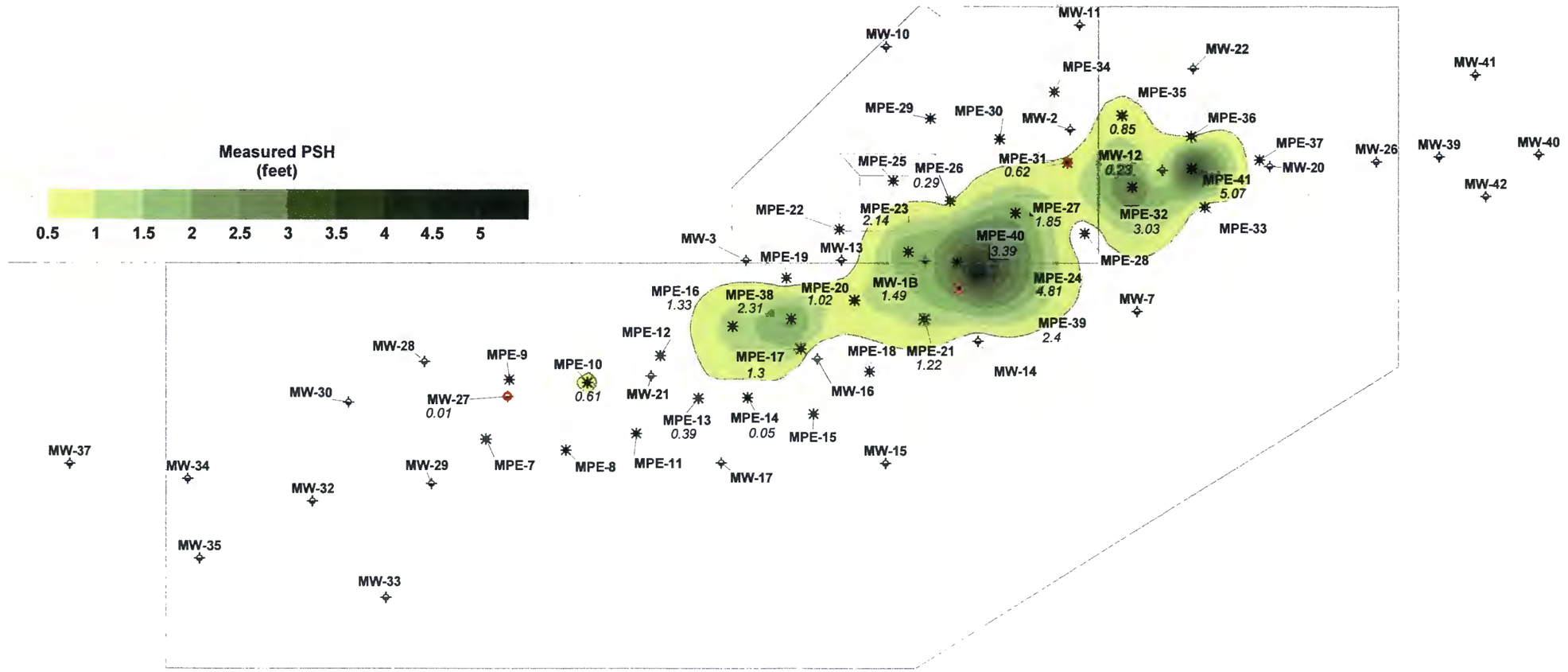

LEGEND

MW-12 Monitoring Well

MPE-31 Multi-Phase Extraction Well

3.03 PSH Thickness (Feet)

Sampled below PSH

SCALE

0 FT 75 FT 150 FT

TRANSWESTERN PIPELINE COMPANY
COMPRESSOR STATION NO. 9

ROSWELL, CHAVES COUNTY, NEW MEXICO

PROJ NO: 02.2012037.00

EARTHCON

EarthCon Consultants Inc.
1880 West Oak Parkway
Building 100, Suite 106
Marietta, Georgia 30062

DISTRIBUTION OF PSH
IN THE UPPERMOST AQUIFER
MAY 2015

DRAWN:	CHECKED:	DATE:	FIGURE:
SSW	JDH	01/16	4-3

FILENAME:

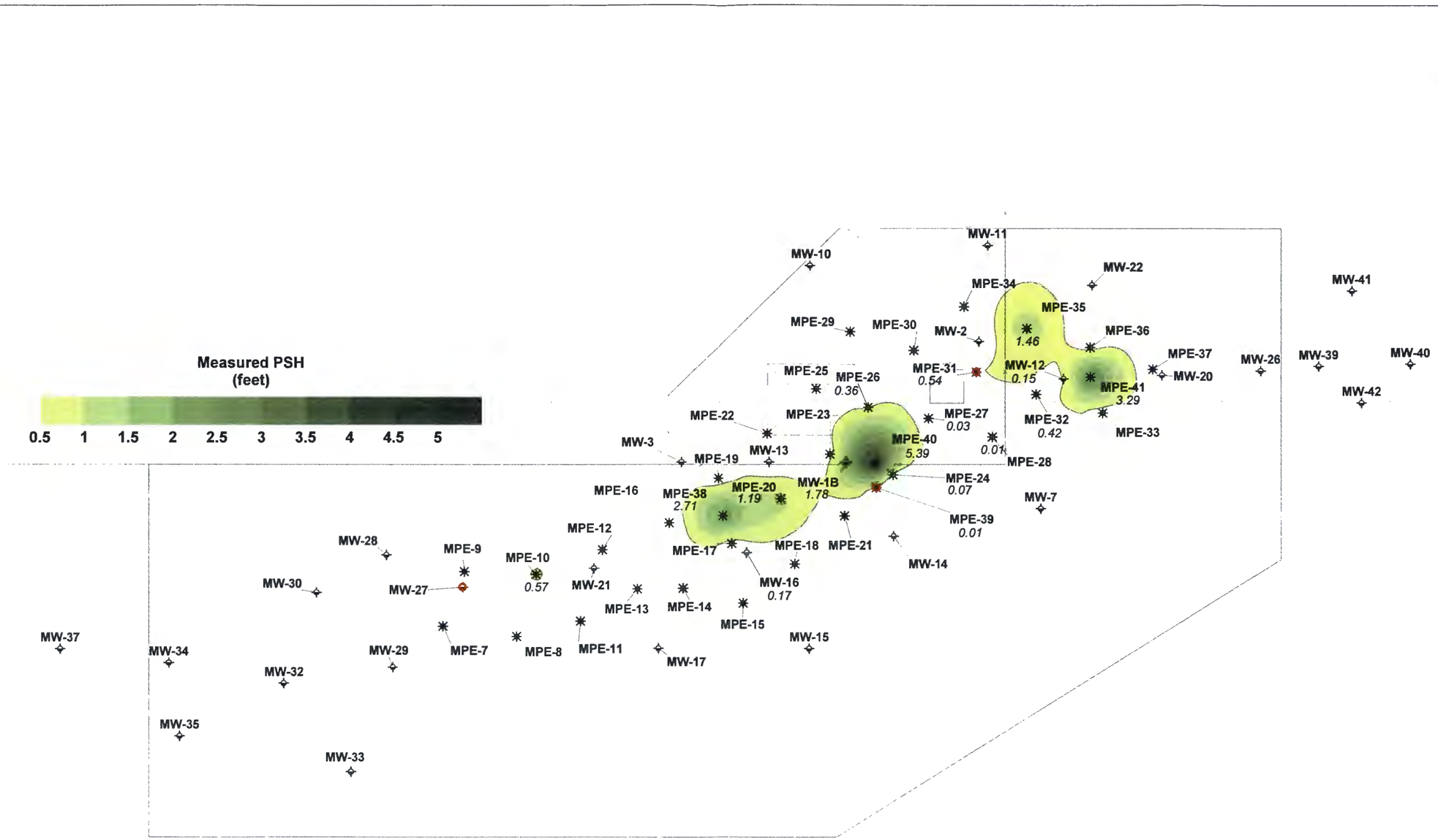

LEGEND

MW-12 Monitoring Well

MPE-31 Multi-Phase Extraction Well

3.03 PSH Thickness

Sampled below PSH

SCALE

0 FT 75 FT 150 FT

TRANSWESTERN PIPELINE COMPANY
COMPRESSOR STATION NO. 9

ROSWELL, CHAVES COUNTY, NEW MEXICO

PROJ. NO: 02.2612037.00

EARTHCON

EarthCon Consultants Inc.
14405 Walters Rd, Suite 700
Houston, Tx 77014
Firm 7572

DISTRIBUTION OF PSH
IN THE UPPERMOST AQUIFER
NOVEMBER 2015

DRAWN:	CHECKED:	DATE:	FIGURE:
SSW	JDH	01/16	4-4

FILENAME:

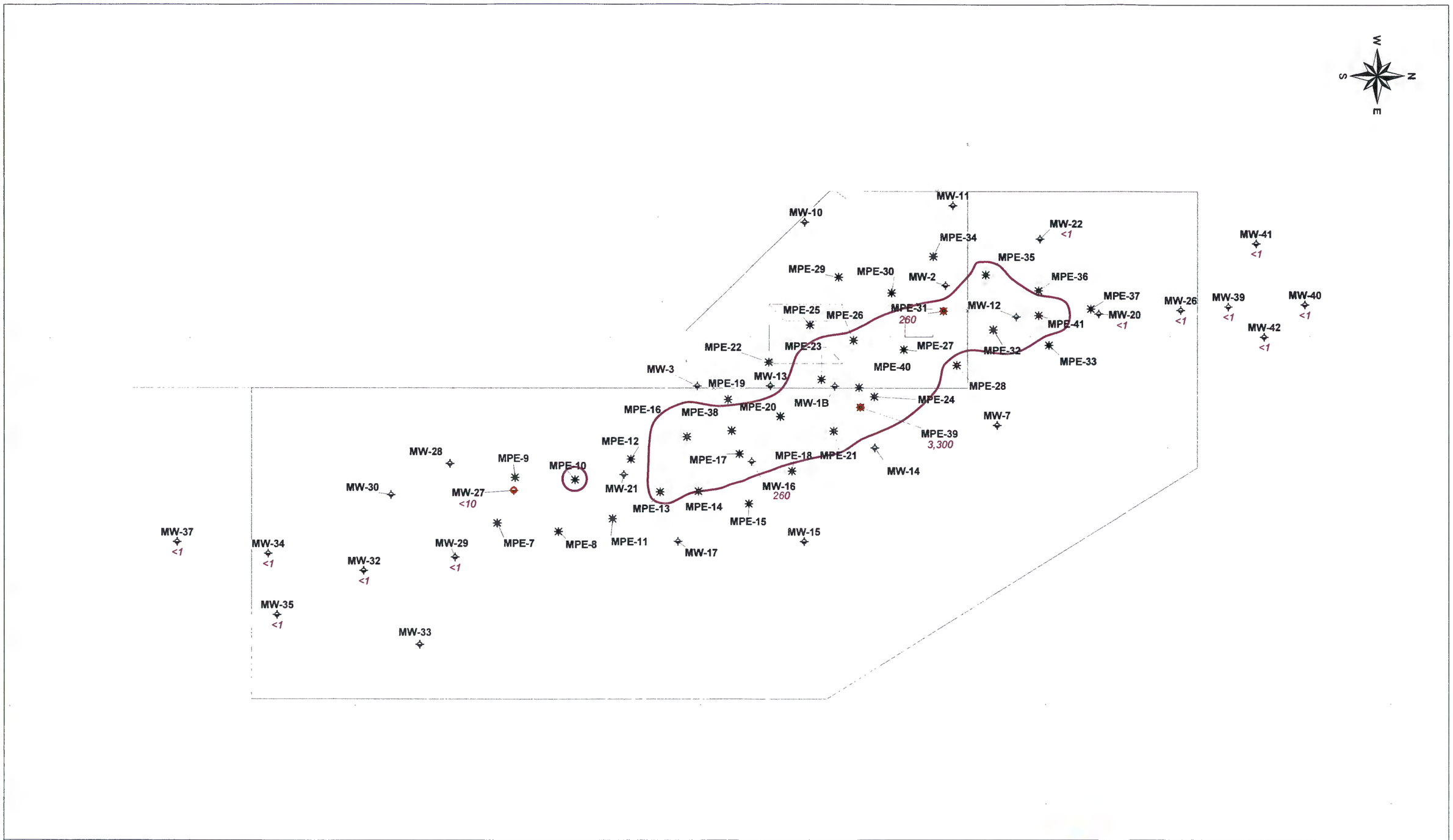

LEGEND

MW-12	Monitoring Well
MPE-31	Multi-Phase Extraction Well
3.03	Benzene Concentration
	Approximate Horizonal Extent of Benzene
o	Sampled Below PSH

SCALE

0 FT 75 FT 150 FT

TRANSWESTERN PIPELINE COMPANY
COMPRESSOR STATION NO. 9

ROSWELL, CHAVES COUNTY, NEW MEXICO

PROJ. NO: 02.2012037.00

EARTHCON
EarthCon Consultants Inc.
1880 West Oak Parkway
Building 100, Suite 106
Marietta, Georgia 30062

DISTRIBUTION OF
DISSOLVED BENZENE
IN THE UPPERMOST AQUIFER
APRIL 2015

DRAWN:	CHECKED:	DATE:	FIGURE:
SSW	GPF	01/16	4-5

FILENAME:

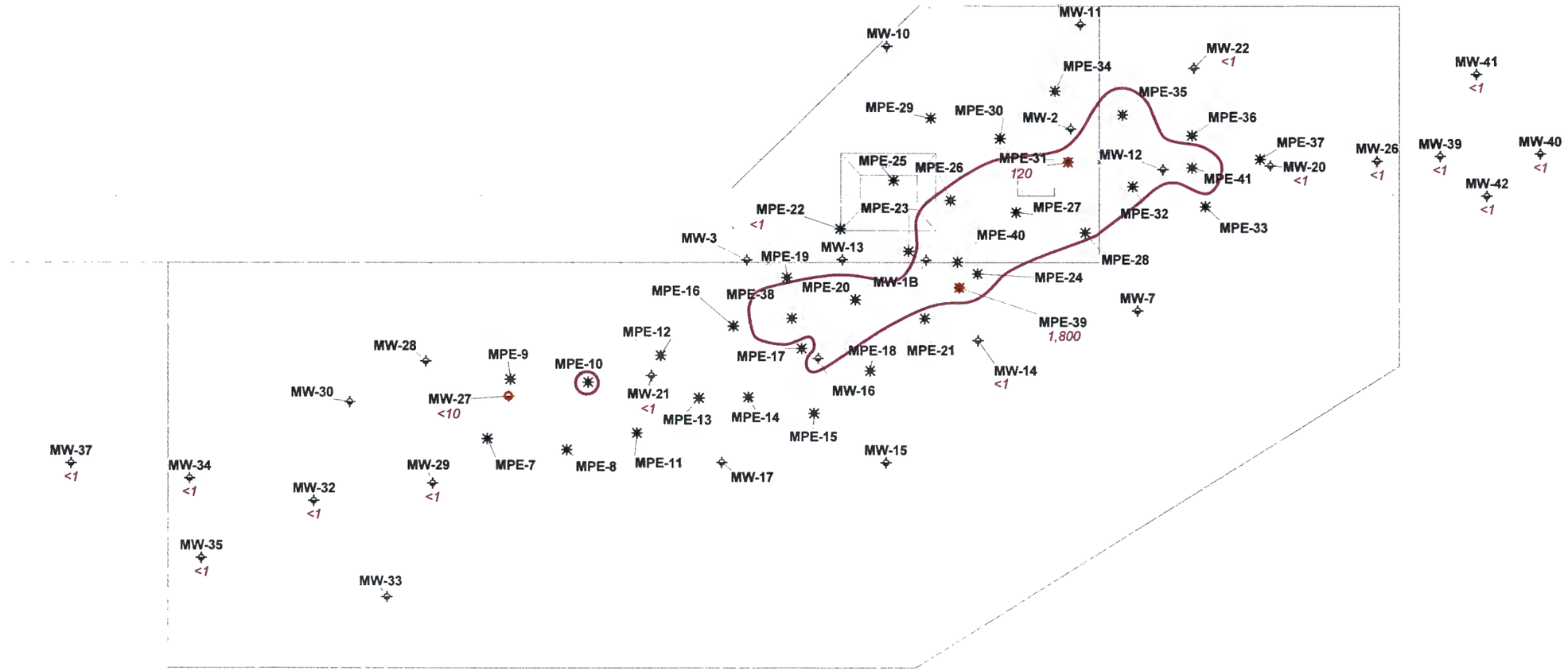

LEGEND

MW-12	Monitoring Well
MPE-31	Multi-Phase Extraction Well
3.03	Benzene Concentration
	Approximate Horizonal Extent of Benzene
o	Sampled Below PSH

SCALE

0 FT 75 FT 150 FT

TRANSWESTERN PIPELINE COMPANY
COMPRESSOR STATION NO. 9

ROSWELL, CHAVES COUNTY, NEW MEXICO

PROJ. NO: 02.2012037.00

EARTHCON
EarthCon Consultants Inc.
1880 West Oak Parkway
Building 100, Suite 106
Marietta, Georgia 30062

DISTRIBUTION OF
DISSOLVED BENZENE
IN THE UPPERMOST AQUIFER
NOVEMBER 2015

DRAWN:	CHECKED	DATE:	FIGURE:
SSW	JDH	01/16	4-6

FILENAME:

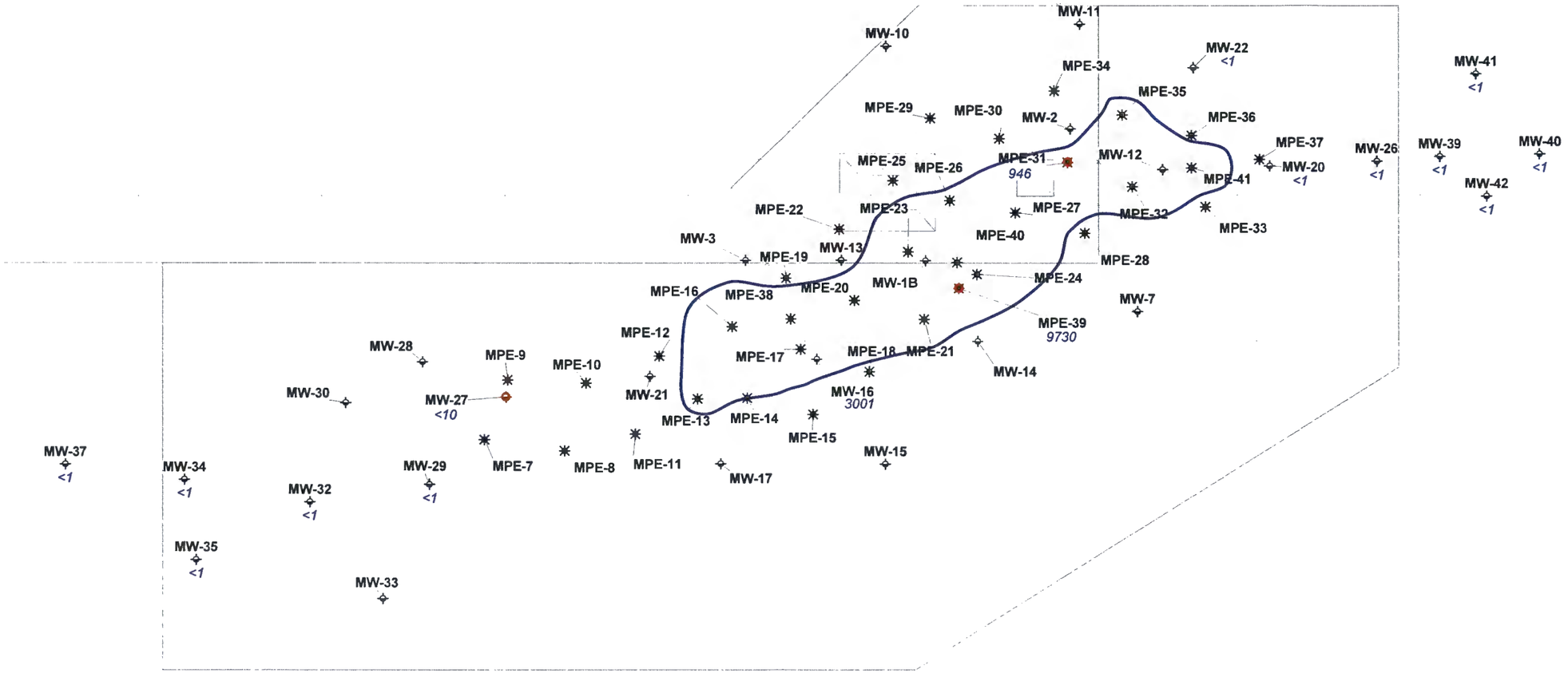

LEGEND

MW-12 Monitoring Well

MPE-31 Multi-Phase Extraction Well

3.03 BTEX Concentration

Approximate Horizonal Extent of BTEX

Sampled Below PSH

SCALE

0 FT 75 FT 150 FT

TRANSWESTERN PIPELINE COMPANY
COMPRESSOR STATION NO. 9

ROSWELL, CHAVES COUNTY, NEW MEXICO

PROJ NO: 02.2012037.00

EARTHCON

EarthCon Consultants Inc.
1880 West Oak Parkway
Building 100, Suite 106
Marietta, Georgia 30062

DISTRIBUTION OF
DISSOLVED BTEX
IN THE UPPERMOST AQUIFER
NOVEMBER 2015

DRAWN:	CHECKED:	DATE:	FIGURE:
SSW	JDH	01/16	4-7

FILENAME:

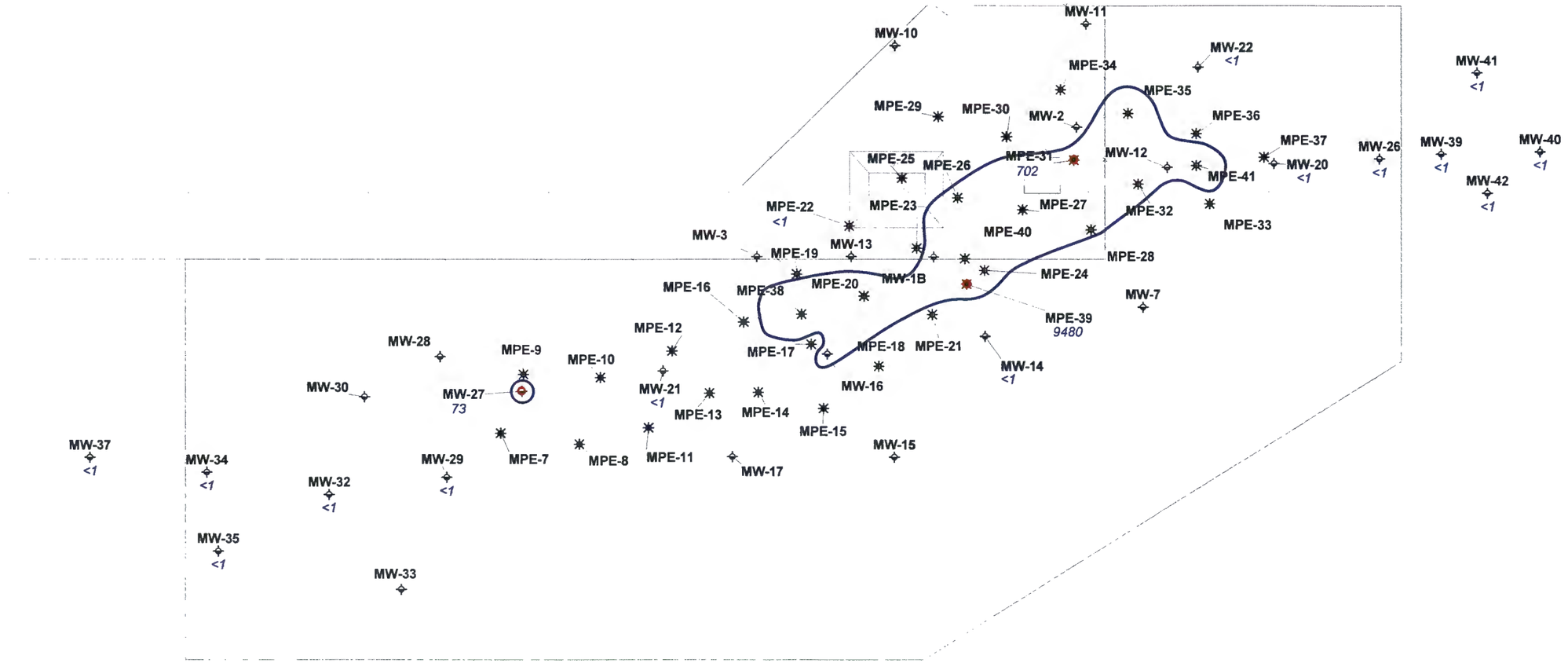

LEGEND

MW-12 Monitoring Well

MPE-31 Multi-Phase Extraction Well

3.03 BTEX Concentration

Approximate Horizonal Extent of BTEX

Sampled Below PSH

SCALE

0 FT 75 FT 150 FT

TRANSWESTERN PIPELINE COMPANY
COMPRESSOR STATION NO. 9

ROSWELL, CHAVES COUNTY, NEW MEXICO

PROJ. NO: 02.2012037.00

EARTHCON
EarthCon Consultants Inc.
1880 West Oak Parkway
Building 100, Suite 106
Marietta, Georgia 30062

DISTRIBUTION OF
DISSOLVED BTEX
IN THE UPPERMOST AQUIFER
NOVEMBER 2015

DRAWN:	CHECKED:	DATE:	FIGURE:
SSW	JDH	01/16	4-8

FILENAME:

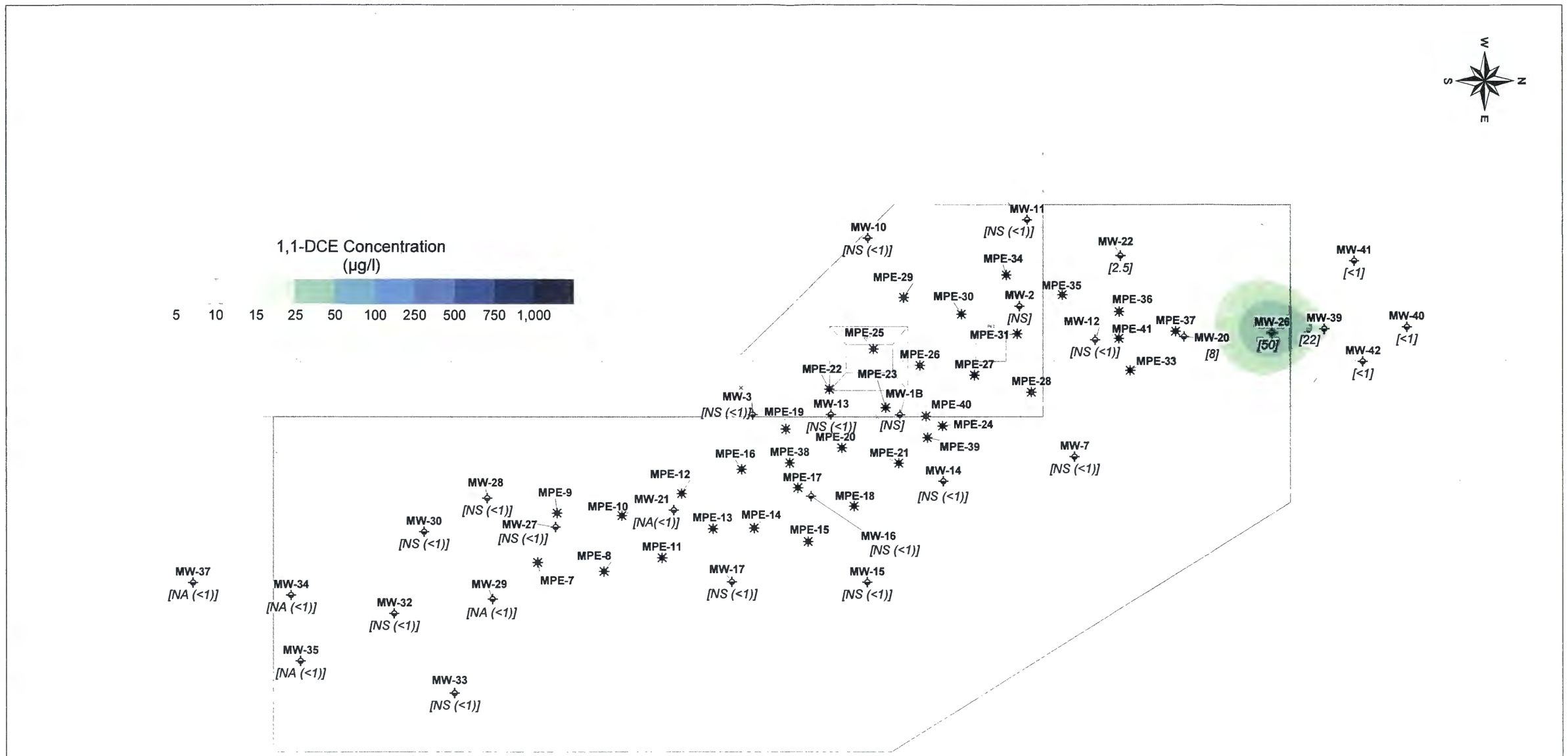

Note: Duplicate samples were averaged.

FILENAME:

LEGEND

MW-37 [<1] Monitoring Well with Concentration (µg/l)

MPE-31 Multi-Phase Extraction Well

NA (<1) - Not Analyzed Assumed Value Shown

NS (<1) - Not Sampled Assumed Value Shown

SCALE

0 FT 75 FT 150 FT

TRANSWESTERN PIPELINE COMPANY
COMPRESSOR STATION NO. 9

ROSWELL, CHAVES COUNTY, NEW MEXICO

PROJ. NO. 02.2012037.00

EARTHCON
EarthCon Consultants Inc.
1880 West Oak Parkway
Building 100, Suite 106
Marietta, Georgia 30062

DISTRIBUTION OF
DISSOLVED 1,1-DCE IN THE
UPPERMOST AQUIFER
MAY 2015

DRAWN:	CHECKED:	DATE:	FIGURE:
EMC	GPF	01/16	4-9

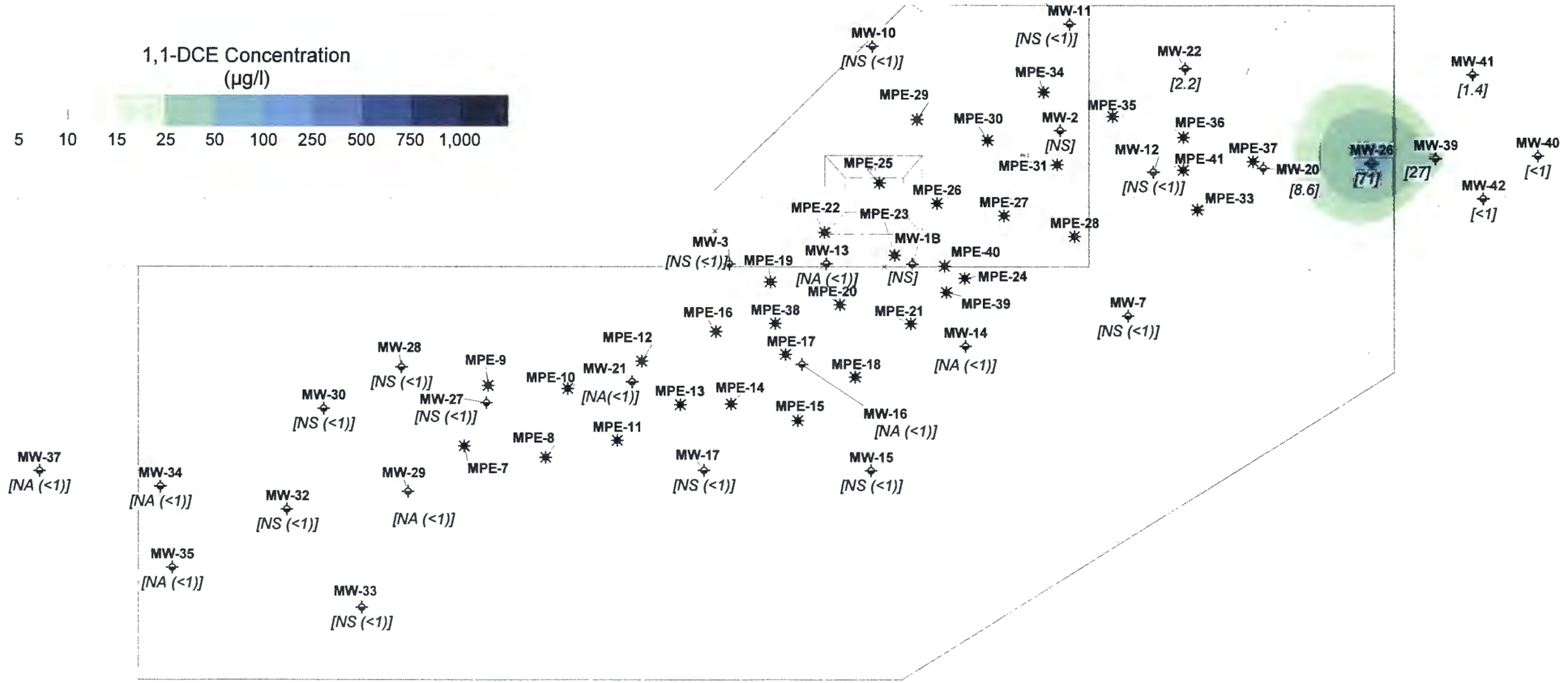

Note: Duplicate samples were averaged.

LEGEND

MW-37 [<1] Monitoring Well with Concentration (µg/l)

MPE-31 Multi-Phase Extraction Well

NA (<1) - Not Analyzed Assumed Value Shown

NS (<1) - Not Sampled Assumed Value Shown

SCALE

0 FT 75 FT 150 FT

TRANSWESTERN PIPELINE COMPANY
COMPRESSOR STATION NO. 9

ROSWELL, CHAVES COUNTY, NEW MEXICO

PROJ. NO. 02.2012037.00

EARTHCON
EarthCon Consultants Inc.
1880 West Oak Parkway
Building 100, Suite 106
Marietta, Georgia 30062

DISTRIBUTION OF
DISSOLVED 1,1-DCE IN THE
UPPERMOST AQUIFER
NOVEMBER 2015

DRAWN:	CHECKED:	DATE:	FIGURE:
EMC	GPF	01/16	4-10

FILENAME:

Appendix A
Historical Submittal Summary

Appendix A: Historical Submittal Summary
Transwestern Compressor Station No. 9 - Roswell, NM

Document	Date	Agency
Report of 2012 Groundwater Remediation Activities	March 15, 2013	NMED
Amended Investigation Work Plan and Groundwater Monitoring Plan	March 27, 2013	NMOCD/NMED
Amended Remediation Work Plan and Amended Final Design	May 22, 2013	NMED
Estimated Cost of Work for Corrective Action Financial Assurance	August 30, 2013	NMED
Investigation Report	December 19, 2013	NMOCD/NMED
Soil Vapor Extraction System Shutdown	February 11, 2014	NMOCD
Report of 2013 Groundwater Remediation Activities	March 11, 2014	NMED
Notice of Scheduled Semi-Annual Groundwater Sampling Event	March 26, 2014	NMED
Comments to March 7, 2014 Letter - Approval of Investigation Report	May 12, 2014	NMED
Notice of No Changes to the Operation and Maintenance (O&M) and Monitoring Plan	May 22, 2014	NMED
Notice of Construction Activities	May 29, 2014	NMED
Revised Groundwater/PSH Recovery System Operation and 2014 System Re-Start	June 20, 2014	NMED
Response to June 24, 2014 Letter	October 7, 2014	NMED
Notice of Scheduled Semi-Annual Groundwater Sampling Event	October 7, 2014	NMED
Notice of Scheduled Semi-Annual Groundwater Sampling Event	March 11, 2015	NMED
Submittal of 2014 Groundwater Remediation Activities	March 23, 2015	NMED
Estimated Cost of Work for Corrective Action Financial Assurance	March 26, 2015	NMED
Notice of Revisions to the Operation and Maintenance (O&M) and Monitoring Plan	May 27, 2015	NMED
Notice of Scheduled Semi-Annual Groundwater Sampling Event	October 6, 2015	NMED
Stage 2 Abatement Plan	December 3, 2015	NMOCD

Appendix B

Copies of April/May and November 2015 Field Notes

GROUNDWATER SAMPLING LOG

SITE NAME: TWP Roswell Station 9	SITE LOCATION: 6361 N. Main St. Roswell, NM 88201
WELL NO: MW-16	SAMPLE ID: MW-16
DATE: 04/24/14	IS SSW

PURGING DATA

WELL DIAMETER (inches): 2"	TUBING DIAMETER (inches):	WELL SCREEN INTERVAL DEPTH 46.4 feet to 71.4 feet	STATIC DEPTH TO WATER (feet): 66.48	PURGE PUMP TYPE OR BAILER: 1.6" Disposable

WELL VOLUME PURGE: 1 WELL VOLUME = (TOTAL WELL DEPTH − STATIC DEPTH TO WATER) X WELL CAPACITY 1.3 gal/ft

= (71.46 feet − 66.6448 feet) X 0.16 gallons/foot = 0.796 gallons

3 WELL VOLUMES = 2.39 gallons

EQUIPMENT VOLUME PURGE: 1 EQUIPMENT VOL. = PUMP VOLUME + (TUBING CAPACITY X TUBING LENGTH) + FLOW CELL VOLUME
(only fill out if applicable)

= gallons + (gallons/foot X feet) + gallons = gallons

INITIAL PUMP OR TUBING DEPTH IN WELL (feet):	FINAL PUMP OR TUBING DEPTH IN WELL (feet):	PURGING INITIATED AT: 0843	PURGING ENDED AT: 0852	TOTAL VOLUME PURGED (gallons): 2.5

TIME	VOLUME PURGED (gallons)	CUMUL. VOLUME PURGED (gallons)	PURGE RATE (gpm)	DEPTH TO WATER (feet)	pH (standard units)	TEMP. (°C)	COND. (circle units) µmhos/cm or µS/cm	DISSOLVED OXYGEN (circle units) mg/L or % saturation	OXYGEN REDUCTION POTENTIAL (mV)	COLOR (describe)	ODOR (describe)
0843	Initial	0	0.25	66.48		No Parameters			Taken		
0846	1	1	0.25	—		Strong Sulfur			— Bleed	H_2O	
0849	2	2	0.25	—		Strong Odor.					
0852	2.5	2.5	0.25	—							

INSTRUMENTS USED: YSI 556 MPS Serial # 05F 227442

WELL CAPACITY (Gallons Per Foot): 0.75" = 0.02; 1" = 0.04; 1.25" = 0.06; (2" = 0.16); 3" = 0.37; 4" = 0.65; 5" = 1.02; 6" = 1.47; 12" = 5.88

TUBING INSIDE DIA. CAPACITY (Gal./Ft.): 1/8" = 0.0006; 3/16" = 0.0014; 1/4" = 0.0026; 5/16" = 0.004; 3/8" = 0.006; 1/2" = 0.010; 5/8" = 0.016

PURGING EQUIPMENT USED: (B = Bailer); BP = Bladder Pump; ESP = Electric Submersible Pump; PP = Peristaltic Pump; O = Other (Specify)

SAMPLING DATA[1]

SAMPLED BY (PRINT) / AFFILIATION: CMB Clayton M Barnhill	SAMPLER(S) SIGNATURE(S):	SAMPLING INITIATED AT: 0853	SAMPLING ENDED AT: 0900

PUMP OR TUBING DEPTH IN WELL (feet):	TUBING MATERIAL CODE:	FIELD-FILTERED: Y N Filtration Equipment Type:	FILTER SIZE: ____ µm

FIELD DECONTAMINATION: PUMP Y N TUBING Y N (replaced) DUPLICATE: (Y) N Duplicate

SAMPLE CONTAINER SPECIFICATION				SAMPLE PRESERVATION					
SAMPLE ID CODE	# CONTAINERS	MATERIAL CODE	VOLUME	PRESERVATIVE USED	TOTAL VOL ADDED IN FIELD (mL)	FINAL pH	INTENDED ANALYSIS AND/OR METHOD	SAMPLING EQUIPMENT CODE	SAMPLE PUMP ~~Bailer~~ FLOW RATE (mL per minute)
MW-16	3	CG	40mL	HCl	120	N/A	BTEX	B	0.25
Dup. MW-16	3	CG	40mL	HCl	120	N/A	BTEX	B	0.25

REMARKS:

MATERIAL CODES: AG = Amber Glass; (CG = Clear Glass); PE = Polyethylene; PP = Polypropylene; S = Silicone; T = Teflon; O = Other (Specify)

SAMPLING EQUIPMENT CODES: APP = After Peristaltic Pump; (B = Bailer); BP = Bladder Pump; ESP = Electric Submersible Pump; RFPP = Reverse Flow Peristaltic Pump; SM = Straw Method (Tubing Gravity Drain); O = Other (Specify)

NOTES: 1. Sample collection will occur after 3 well volumes are purged or after well stabilization:
STABILIZATION CRITERIA FOR RANGE OF VARIATION OF LAST THREE CONSECUTIVE READINGS:
pH: ≤ 10% units **Temperature:** ≤ 10% °C **Specific Conductance:** ≤ 10% µS/cm **Dissolved Oxygen:** all readings ≤ 10% mg/L
Oxygen Reduction Potential: ≤ 10% mV

Revision Date: October 22, 2013

GROUNDWATER SAMPLING LOG

SITE NAME: TWP Roswell Station 9	SITE LOCATION: 6381 North Main	
WELL NO: MW-20	SAMPLE ID: MW-20	DATE: 04/24/15 SSW

PURGING DATA

WELL DIAMETER (inches): 2"	TUBING DIAMETER (inches): 1/2	WELL SCREEN INTERVAL DEPTH: ~~74~~ feet to ~~74~~ feet	STATIC DEPTH TO WATER (feet): 53.24'	PURGE PUMP TYPE OR BAILER: BP

WELL VOLUME PURGE: 1 WELL VOLUME = (TOTAL WELL DEPTH ~~74~~ 74.8 61.8 − STATIC DEPTH TO WATER) X WELL CAPACITY

= (~~74~~ 75 feet − 53.24' feet) X 0.16 gallons/foot = 1.72 gallons

3 WELL VOLUMES = 5.16 gallons

EQUIPMENT VOLUME PURGE: 1 EQUIPMENT VOL. = PUMP VOLUME + (TUBING CAPACITY X TUBING LENGTH) + FLOW CELL VOLUME
(only fill out if applicable)

= gallons + (gallons/foot X 14:44 feet) + gallons = gallons

INITIAL PUMP OR TUBING DEPTH IN WELL (feet):	FINAL PUMP OR TUBING DEPTH IN WELL (feet):	PURGING INITIATED AT: 14:44	PURGING ENDED AT: 15:06	TOTAL VOLUME PURGED (gallons): 5.25

TIME	VOLUME PURGED (gallons)	CUMUL. VOLUME PURGED (gallons)	PURGE RATE (gpm)	DEPTH TO WATER (feet)	pH (standard units)	TEMP. (°C)	COND (circle units) µmhos/cm or µS/cm	DISSOLVED OXYGEN (circle units) mg/L or % saturation	OXYGEN REDUCTION POTENTIAL (mV)	COLOR (describe)	ODOR (describe)
14:44											
~~14:47~~	Initial	0	0.25	53.24	6.82	17.20	3.797	7.35	~~7.35~~ −16.8	Clear	None
14:48	1	1	0.25	—	6.81	16.63	3.901	7.57	-15.4	Clear	None
14:52	2	2	0.25		6.76	16.58	3.903	7.44	-13.3	Clear	None
14:56	3	3	0.25		6.76	16.58	3.902	7.49	-13.2	Clear	None
15:00	4	4	0.25		6.75	16.57	3.900	7.01	-12.6	Clear	None
15:06	5.25	5.25	0.25		6.76	16.56	3.699	7.44	-12.8	Clear	None

INSTRUMENTS USED: YSI 556 MPS Srn/# 05F2274AC

WELL CAPACITY (Gallons Per Foot): 0.75" = 0.02; 1" = 0.04; 1.25" = 0.08; (2") = 0.16; 3" = 0.37; 4" = 0.65; 5" = 1.02; 6" = 1.47; 12" = 5.88
TUBING INSIDE DIA. CAPACITY (Gal./Ft.): 1/8" = 0.0006; 3/16" = 0.0014; 1/4" = 0.0026; 5/16" = 0.004; 3/8" = 0.006; 1/2" = 0.010; 5/8" = 0.016

PURGING EQUIPMENT USED: B = Bailer; (BP) = Bladder Pump; ESP = Electric Submersible Pump; PP = Peristaltic Pump; O = Other (Specify)

SAMPLING DATA[1]

SAMPLED BY (PRINT) / AFFILIATION: CMB Clayton M Barnhill	SAMPLER(S) SIGNATURE(S):	SAMPLING INITIATED AT: 15:07	SAMPLING ENDED AT: 15:12
PUMP OR TUBING DEPTH IN WELL (feet):	TUBING MATERIAL CODE:	FIELD-FILTERED: Y (N) Filtration Equipment Type:	FILTER SIZE: ____ µm

FIELD DECONTAMINATION: PUMP Y (N) TUBING Y (N replaced) DUPLICATE: Y (N)

SAMPLE CONTAINER SPECIFICATION				SAMPLE PRESERVATION					
SAMPLE ID CODE	# CONTAINERS	MATERIAL CODE	VOLUME	PRESERVATIVE USED	TOTAL VOL ADDED IN FIELD (mL)	FINAL pH	INTENDED ANALYSIS AND/OR METHOD	SAMPLING EQUIPMENT CODE	SAMPLE PUMP FLOW RATE (~~or~~ per minute)
MW-20	6	CG	40mL	HCL	240	6.76	VOC's	BP	0.25

REMARKS:

MATERIAL CODES: AG = Amber Glass; (CG) = Clear Glass; PE = Polyethylene; PP = Polypropylene; S = Silicone; T = Teflon; O = Other (Specify)

SAMPLING EQUIPMENT CODES: APP = After Peristaltic Pump, B = Bailer; (BP) = Bladder Pump; ESP = Electric Submersible Pump; RFPP = Reverse Flow Peristaltic Pump; SM = Straw Method (Tubing Gravity Drain); O = Other (Specify)

NOTES: 1. Sample collection will occur after 3 well volumes are purged or after well stabilization:
STABILIZATION CRITERIA FOR RANGE OF VARIATION OF LAST THREE CONSECUTIVE READINGS:
pH: ≤ 10% units **Temperature:** ≤ 10% °C **Specific Conductance:** ≤ 10% µS/cm **Dissolved Oxygen:** all readings ≤ 10% mg/L
Oxygen Reduction Potential: ≤ 10% mV

Revision Date: October 22, 2013

GROUNDWATER SAMPLING LOG

SITE NAME: TWP Roswell Station 9	SITE LOCATION: 6381 N. Main St. Roswell NM 88203
WELL NO: MW-22	SAMPLE ID: MW-22
DATE: 04/24/14 15	

PURGING DATA

SSW

WELL DIAMETER (inches): 2"	TUBING DIAMETER (inches):	WELL SCREEN INTERVAL DEPTH: 60 feet to 65 feet	STATIC DEPTH TO WATER (feet): 58.56	PURGE PUMP TYPE OR BAILER: ~~Bad~~ Disposible Bailer

WELL VOLUME PURGE: 1 WELL VOLUME = (TOTAL WELL DEPTH − STATIC DEPTH TO WATER) X WELL CAPACITY

= (68 feet − 58.56 feet) X 0.16 gallons/foot = 1.51 gallons

3 WELL VOLUMES = 4.53 gallons

EQUIPMENT VOLUME PURGE: 1 EQUIPMENT VOL. = PUMP VOLUME + (TUBING CAPACITY X TUBING LENGTH) + FLOW CELL VOLUME
(only fill out if applicable)

= gallons + (gallons/foot X feet) + gallons = gallons

INITIAL PUMP OR TUBING DEPTH IN WELL (feet):	FINAL PUMP OR TUBING DEPTH IN WELL (feet):	PURGING INITIATED AT: 15:18	PURGING ENDED AT: 15:28	TOTAL VOLUME PURGED (gallons): 4.5

TIME	VOLUME PURGED (gallons)	CUMUL. VOLUME PURGED (gallons)	PURGE RATE (gpm)	DEPTH TO WATER (feet)	pH (standard units)	TEMP (°C)	COND (circle units) µmhos/cm or µS/cm	DISSOLVED OXYGEN (circle units) mg/L or % saturation	OXYGEN REDUCTION POTENTIAL (mV)	COLOR (describe)	ODOR (describe)
15:18	Initial	0	0.25	58.56	6.75	17.10	3.724	8.12	−12.9	Red/Brown	None
15:20	1	1	0.25		6.75	16.91	3.706	1.62	−12.4	Red/Brown	None
15:22	2	2	0.25		6.73	16.58	3.686	1.33	−11.7	" "	"
15:24	3	3	0.25		6.74	16.49	3.674	1.46	−12.0	" "	"
15:26	4	4	0.25		6.76	16.41	3.667	1.52	−12.3	" "	"
15:28	4.5	4.5	0.25		6.74	16.47	3.662	1.57	−12.7	" "	"

INSTRUMENTS USED: YSI 556 MPS Serial # 05F227441

WELL CAPACITY (Gallons Per Foot): 0.75" = 0.02; 1" = 0.04; 1.25" = 0.06; 2" = 0.16; 3" = 0.37; 4" = 0.65; 5" = 1.02; 6" = 1.47; 12" = 5.88
TUBING INSIDE DIA. CAPACITY (Gal./Ft.): 1/8" = 0.0006; 3/16" = 0.0014; 1/4" = 0.0026; 5/16" = 0.004; 3/8" = 0.006; 1/2" = 0.010, 5/8" = 0.016

PURGING EQUIPMENT USED: (B) = Bailer; BP = Bladder Pump; ESP = Electric Submersible Pump; PP = Peristaltic Pump; O = Other (Specify)

SAMPLING DATA[1]

SAMPLED BY (PRINT) / AFFILIATION: CMB Clayton M Barnhill	SAMPLER(S) SIGNATURE(S):	SAMPLING INITIATED AT: 1530	SAMPLING ENDED AT: 15:35
PUMP OR TUBING DEPTH IN WELL (feet):	TUBING MATERIAL CODE:	FIELD-FILTERED: Y (N) Filtration Equipment Type:	FILTER SIZE: ____ µm
FIELD DECONTAMINATION: PUMP Y (N)	TUBING Y (N) (replaced)	DUPLICATE: Y (N)	

SAMPLE CONTAINER SPECIFICATION				SAMPLE PRESERVATION					
SAMPLE ID CODE	# CONTAINERS	MATERIAL CODE	VOLUME	PRESERVATIVE USED	TOTAL VOL ADDED IN FIELD (mL)	FINAL pH	INTENDED ANALYSIS AND/OR METHOD	SAMPLING EQUIPMENT CODE	SAMPLE PUMP FLOW RATE (mL per minute)
MW22	6	CG	40mL	HCl	240 mL		VOC's	B	0.25

REMARKS:

MATERIAL CODES: AG = Amber Glass; CG = Clear Glass; PE = Polyethylene; PP = Polypropylene; S = Silicone; T = Teflon; O = Other (Specify)

SAMPLING EQUIPMENT CODES: APP = After Peristaltic Pump, B = Bailer; BP = Bladder Pump; ESP = Electric Submersible Pump; RFPP = Reverse Flow Peristaltic Pump; SM = Straw Method (Tubing Gravity Drain); O = Other (Specify)

NOTES: 1. Sample collection will occur after 3 well volumes are purged or after well stabilization:
STABILIZATION CRITERIA FOR RANGE OF VARIATION OF LAST THREE CONSECUTIVE READINGS:
pH: ≤ 10% units **Temperature:** ≤ 10% °C **Specific Conductance:** ≤ 10% µS/cm **Dissolved Oxygen:** all readings ≤ 10% mg/L
Oxygen Reduction Potential: ≤ 10% mV

Revision Date: October 22, 2013

GROUNDWATER SAMPLING LOG

SITE NAME: TWP Roswell Station 2		SITE LOCATION: 6381 North Main St, Roswell, NM 88201	
WELL NO: MW-26	SAMPLE ID: MW-26	DATE: 04/24/~~14~~15 SSW	

PURGING DATA

WELL DIAMETER (inches): 2"	TUBING DIAMETER (inches): 1/2"	WELL SCREEN INTERVAL DEPTH: 43 feet to 63 feet	STATIC DEPTH TO WATER (feet): 50.91	PURGE PUMP TYPE OR BAILER: BP

WELL VOLUME PURGE: 1 WELL VOLUME = (TOTAL WELL DEPTH – STATIC DEPTH TO WATER) X WELL CAPACITY

= (65 feet – 50.91 feet) X 0.16 gallons/foot = 2.25 gallons

3 WELL VOLUMES = 6.76 gallons

EQUIPMENT VOLUME PURGE: 1 EQUIPMENT VOL. = PUMP VOLUME + (TUBING CAPACITY X TUBING LENGTH) + FLOW CELL VOLUME
(only fill out if applicable)

= gallons + (gallons/foot X feet) + gallons = gallons

INITIAL PUMP OR TUBING DEPTH IN WELL (feet):	FINAL PUMP OR TUBING DEPTH IN WELL (feet):	PURGING INITIATED AT: 14:01	PURGING ENDED AT: 14:30	TOTAL VOLUME PURGED (gallons): 7

TIME	VOLUME PURGED (gallons)	CUMUL. VOLUME PURGED (gallons)	PURGE RATE (gpm)	DEPTH TO WATER (feet)	pH (standard units)	TEMP. (°C)	COND. (circle units) µmhos/cm or µS/cm	DISSOLVED OXYGEN (circle units) mg/L or % saturation	OXYGEN REDUCTION POTENTIAL (mV)	COLOR (describe)	ODOR (describe)
14:01	Initial	0	0.51	50.91'	7.21	17.43	3.768	8.25	-24.4	Clear	None
14:03	1	1	0.50	—	6.62	16.24	3.783	8.27	-6.7	clear	Slight
14:05	2	2	0.50		6.61	16.63	3.765	7.71	-5.2	clear	Slight
14:10	3	3	0.20		6.59	16.61	3.792	7.34	-4.1	clear	Slight
14:15	4	4	0.20		6.59	16.64	3.779	7.46	-4.0	clear	Slight
14:20	5	5	0.20		6.59	16.66	3.775	7.60	-4.2	clear	Slight
14:25	6	6	0.20		6.59	16.63	3.767	7.40	-4.2	clear	Slight
14:30	7	7	0.20		6.59	16.64	3.768	7.65	-4.2	clear	Slight

INSTRUMENTS USED: YSI 556 MPS Serial # 05F2274AC

WELL CAPACITY (Gallons Per Foot): 0.75" = 0.02; 1" = 0.04; 1.25" = 0.06; (2") = 0.16; 3" = 0.37; 4" = 0.65; 5" = 1.02; 6" = 1.47; 12" = 5.88
TUBING INSIDE DIA. CAPACITY (Gal./Ft.): 1/8" = 0.0006; 3/16" = 0.0014; 1/4" = 0.0026; 5/16" = 0.004; 3/8" = 0.006; (1/2") = 0.010; 5/8" = 0.016

PURGING EQUIPMENT USED: B = Bailer; (BP) = Bladder Pump; ESP = Electric Submersible Pump; PP = Peristaltic Pump; O = Other (Specify)

SAMPLING DATA[1]

SAMPLED BY (PRINT) / AFFILIATION	SAMPLER(S) SIGNATURE(S):	SAMPLING INITIATED AT: 14:31	SAMPLING ENDED AT: 14:34
CMB Clayton M Barnhill			

PUMP OR TUBING DEPTH IN WELL (feet):	TUBING MATERIAL CODE: PE	FIELD-FILTERED: Y (N) Filtration Equipment Type:	FILTER SIZE: ____ µm

FIELD DECONTAMINATION: PUMP Y (N) TUBING Y (N) (replaced) DUPLICATE: (Y) N Duplicate

SAMPLE CONTAINER SPECIFICATION				SAMPLE PRESERVATION					
SAMPLE ID CODE	# CONTAINERS	MATERIAL CODE	VOLUME	PRESERVATIVE USED	TOTAL VOL ADDED IN FIELD (mL)	FINAL pH	INTENDED ANALYSIS AND/OR METHOD	SAMPLING EQUIPMENT CODE	SAMPLE PUMP FLOW RATE (~~mL~~ per minute)
MW-26	4	CG	40mL	HCL	240 mL		VOC's	BP	0.20

REMARKS:

MATERIAL CODES: AG = Amber Glass; (CG) = Clear Glass; (PE) = Polyethylene; PP = Polypropylene; S = Silicone; T = Teflon; O = Other (Specify)

SAMPLING EQUIPMENT CODES: APP = After Peristaltic Pump; B = Bailer; (BP) = Bladder Pump; ESP = Electric Submersible Pump; RFPP = Reverse Flow Peristaltic Pump; SM = Straw Method (Tubing Gravity Drain); O = Other (Specify)

NOTES: 1. Sample collection will occur after 3 well volumes are purged or after well stabilization:
STABILIZATION CRITERIA FOR RANGE OF VARIATION OF LAST THREE CONSECUTIVE READINGS:
pH: ≤ 10% units **Temperature:** ≤ 10% °C **Specific Conductance:** ≤ 10% µS/cm **Dissolved Oxygen:** all readings ≤ 10% mg/L
Oxygen Reduction Potential: ≤ 10% mV

Revision Date: October 22, 2013

GROUNDWATER SAMPLING LOG

SITE NAME:	TWP Roswell Station 9	SITE LOCATION:	6381 N. Main Street Roswell, NM 88201
WELL NO:	MW-27	SAMPLE ID:	MW-27
DATE:	04/24/15		

PURGING DATA

WELL DIAMETER (inches):	2"	TUBING DIAMETER (inches):	WELL SCREEN INTERVAL DEPTH:	55 feet to 75 feet	STATIC DEPTH TO WATER (feet):	68.97	PURGE PUMP TYPE OR BAILER:	1.8" Disposable

WELL VOLUME PURGE: 1 WELL VOLUME = (TOTAL WELL DEPTH – STATIC DEPTH TO WATER) X WELL CAPACITY

= (75 feet – 68.97 feet) X 0.16 gallons/foot = 096 gallons

3 WELL VOLUMES = 2.89 gallons

EQUIPMENT VOLUME PURGE: 1 EQUIPMENT VOL. = PUMP VOLUME + (TUBING CAPACITY X TUBING LENGTH) + FLOW CELL VOLUME
(only fill out if applicable)

= gallons + (gallons/foot X feet) + gallons = gallons

INITIAL PUMP OR TUBING DEPTH IN WELL (feet):	FINAL PUMP OR TUBING DEPTH IN WELL (feet):	PURGING INITIATED AT: 0820	PURGING ENDED AT: 0825	TOTAL VOLUME PURGED (gallons): 3

TIME	VOLUME PURGED (gallons)	CUMUL. VOLUME PURGED (gallons)	PURGE RATE (gpm)	DEPTH TO WATER (feet)	pH (standard units)	TEMP. (°C)	COND. (circle units) µmhos/cm or µS/cm	DISSOLVED OXYGEN (circle units) mg/L or % saturation	OXYGEN REDUCTION POTENTIAL (mV)	COLOR (describe)	ODOR (describe)
0820	Initial	0	0.25	68.97		No parameters Taken – Thief Knee Bailed H2O				PSH	0.01'
0821	1	1	0.25	—						PSH	
0823	2	2	0.25	—		Then Took Sample For				BTEX 8260	
0825	3	3	0.25	—		@ 3 Gallons Bailed.				Black	Strong odor

INSTRUMENTS USED: YSI 556 MPS Serial # 05F227YAL

WELL CAPACITY (Gallons Per Foot): 0.75" = 0.02; 1" = 0.04; 1.25" = 0.06; (2" = 0.16); 3" = 0.37; 4" = 0.65; 5" = 1.02; 6" = 1.47; 12" = 5.88
TUBING INSIDE DIA. CAPACITY (Gal./Ft.): 1/8" = 0.0006; 3/16" = 0.0014; 1/4" = 0.0026; 5/16" = 0.004; 3/8" = 0.006; 1/2" = 0.010; 5/8" = 0.016

PURGING EQUIPMENT USED: B = Bailer; BP = Bladder Pump; ESP = Electric Submersible Pump; PP = Peristaltic Pump; O = Other (Specify)

SAMPLING DATA[1]

SAMPLED BY (PRINT) / AFFILIATION:	SAMPLER(S) SIGNATURE(S):	SAMPLING INITIATED AT: 0826	SAMPLING ENDED AT: 0829
CMB Clayton M Barnhill			

PUMP OR TUBING DEPTH IN WELL (feet):	TUBING MATERIAL CODE:	FIELD-FILTERED: Y (N) Filtration Equipment Type:	FILTER SIZE: ____ µm

FIELD DECONTAMINATION: PUMP Y (N) TUBING Y (N replaced) DUPLICATE: (Y) N Equipment Rinsate

SAMPLE CONTAINER SPECIFICATION				SAMPLE PRESERVATION					
SAMPLE ID CODE	# CONTAINERS	MATERIAL CODE	VOLUME	PRESERVATIVE USED	TOTAL VOL ADDED IN FIELD (mL)	FINAL pH	INTENDED ANALYSIS AND/OR METHOD	SAMPLING EQUIPMENT CODE	SAMPLE PUMP FLOW RATE (mL per minute)
MW-27	3	GG	125 mL	HCl		N/A	BTEX	B	0.25
2816 MW-27	3	CG	120 mL	HCl	3 40mL Vials	N/A	Equipment Rinsate BTEX	B	0.25

Bailer

REMARKS:

MATERIAL CODES: AG = Amber Glass; CG = Clear Glass; PE = Polyethylene; PP = Polypropylene; S = Silicone; T = Teflon; O = Other (Specify)

SAMPLING EQUIPMENT CODES: APP = After Peristaltic Pump; B = Bailer; BP = Bladder Pump; ESP = Electric Submersible Pump; RFPP = Reverse Flow Peristaltic Pump; SM = Straw Method (Tubing Gravity Drain); O = Other (Specify)

NOTES: 1. Sample collection will occur after 3 well volumes are purged or after well stabilization:
STABILIZATION CRITERIA FOR RANGE OF VARIATION OF LAST THREE CONSECUTIVE READINGS:
pH: ≤ 10% units **Temperature:** ≤ 10% °C **Specific Conductance:** ≤ 10% µS/cm **Dissolved Oxygen:** all readings ≤ 10% mg/L
Oxygen Reduction Potential: ≤ 10% mV

Revision Date: October 22, 2013

GROUNDWATER SAMPLING LOG

SITE NAME: TWP Roswell Station 9	SITE LOCATION: 6351 N. Main ST. Roswell, NM 88201
WELL NO: MW-29	SAMPLE ID: MW-29
DATE: 04/23/15	

PURGING DATA

WELL DIAMETER (inches): 2"	TUBING DIAMETER (inches): 1/2"	WELL SCREEN INTERVAL DEPTH: 60 feet to 75 feet	STATIC DEPTH TO WATER (feet): 69.65	PURGE PUMP TYPE OR BAILER: BP

WELL VOLUME PURGE: 1 WELL VOLUME = (TOTAL WELL DEPTH – STATIC DEPTH TO WATER) X WELL CAPACITY

= (74.45 feet – 69.65 feet) X 0.16 gallons/foot = 0.74 gallons

3 WELL VOLUMES = 2.22 gallons

EQUIPMENT VOLUME PURGE: 1 EQUIPMENT VOL. = PUMP VOLUME + (TUBING CAPACITY X TUBING LENGTH) + FLOW CELL VOLUME
(only fill out if applicable)

= gallons + (gallons/foot X feet) + gallons = gallons

INITIAL PUMP OR TUBING DEPTH IN WELL (feet):	FINAL PUMP OR TUBING DEPTH IN WELL (feet):	PURGING INITIATED AT: 12:00	PURGING ENDED AT: 12:12	TOTAL VOLUME PURGED (gallons): 2.25

TIME	VOLUME PURGED (gallons)	CUMUL. VOLUME PURGED (gallons)	PURGE RATE (gpm)	DEPTH TO WATER (feet)	pH (standard units)	TEMP. (°C)	COND. (circle units) µmhos/cm or µS/cm	DISSOLVED OXYGEN (circle units) mg/L or % saturation	OXYGEN REDUCTION POTENTIAL (mV)	COLOR (describe)	ODOR (describe)
12:00	Initial	0	0.20	69.65	7.04	17.52	2.935	7.89	-26.7	Clear	None
12:05	1	1	0.20	—	7.20	17.45	2.797	7.94	-35.7	Clear	None
12:10	2	2	0.20	—	6.68	17.50	2.805	~~6.68~~ 3.0	-8.9	Clear	None
12:17	2.25	2.25	0.20	—	6.68	17.49	2.786	2.97	-8.8	Clear	None

INSTRUMENTS USED: YSI 556 MPS Serial # 05F2274AL

WELL CAPACITY (Gallons Per Foot): 0.75" = 0.02; 1" = 0.04; 1.25" = 0.06; 2" = 0.16; 3" = 0.37; 4" = 0.65; 5" = 1.02; 6" = 1.47; 12" = 5.88
TUBING INSIDE DIA. CAPACITY (Gal./Ft.): 1/8" = 0.0006; 3/16" = 0.0014; 1/4" = 0.0026; 5/16" = 0.004; 3/8" = 0.006; (1/2") = 0.010; 5/8" = 0.016

PURGING EQUIPMENT USED: B = Bailer; (BP) = Bladder Pump; ESP = Electric Submersible Pump; PP = Peristaltic Pump; O = Other (Specify)

SAMPLING DATA[1]

SAMPLED BY (PRINT) / AFFILIATION: CMB CMB Environmental	SAMPLER(S) SIGNATURE(S):	SAMPLING INITIATED AT: 12:15	SAMPLING ENDED AT: 12:17

PUMP OR TUBING DEPTH IN WELL (feet):	TUBING MATERIAL CODE:	FIELD-FILTERED: Y (N) Filtration Equipment Type:	FILTER SIZE: ____ µm

FIELD DECONTAMINATION: PUMP Y (N) TUBING Y (N replaced) DUPLICATE: Y (N)

SAMPLE CONTAINER SPECIFICATION				SAMPLE PRESERVATION					
SAMPLE ID CODE	# CONTAINERS	MATERIAL CODE	VOLUME	PRESERVATIVE USED	TOTAL VOL ADDED IN FIELD (mL)	FINAL pH	INTENDED ANALYSIS AND/OR METHOD	SAMPLING EQUIPMENT CODE	SAMPLE PUMP FLOW RATE (mL per minute)
MW29	3	CG	40mL	HCL	120 mL	6.68	BTEX	BP	0.20

REMARKS:

MATERIAL CODES: AG = Amber Glass; (CG) = Clear Glass; PE = Polyethylene; PP = Polypropylene; S = Silicone; T = Teflon; O = Other (Specify)

SAMPLING EQUIPMENT CODES: APP = After Peristaltic Pump; B = Bailer; (BP) = Bladder Pump; ESP = Electric Submersible Pump; RFPP = Reverse Flow Peristaltic Pump; SM = Straw Method (Tubing Gravity Drain); O = Other (Specify)

NOTES: 1. Sample collection will occur after 3 well volumes are purged or after well stabilization:
STABILIZATION CRITERIA FOR RANGE OF VARIATION OF LAST THREE CONSECUTIVE READINGS:
pH: ≤ 10% units **Temperature:** ≤ 10% °C **Specific Conductance:** ≤ 10% µS/cm **Dissolved Oxygen:** all readings ≤ 10% mg/L
Oxygen Reduction Potential: ≤ 10% mV

Revision Date: October 22, 2013

GROUNDWATER SAMPLING LOG

SITE NAME:	TWP Roswell Station 9	SITE LOCATION:	6351 North Main Street Roswell NM 88201
WELL NO:	MW-32	SAMPLE ID:	MW-32
DATE:	04/23/15		

PURGING DATA

WELL DIAMETER (inches):	TUBING DIAMETER (inches):	WELL SCREEN INTERVAL DEPTH:	STATIC DEPTH TO WATER (feet):	PURGE PUMP TYPE OR BAILER:
2"	1/2"	60 feet to 75 feet	67.08	BP

WELL VOLUME PURGE: 1 WELL VOLUME = (TOTAL WELL DEPTH − STATIC DEPTH TO WATER) X WELL CAPACITY

= (74.20 feet − 67.08' feet) X 0.16 gallons/foot = 1.14 gallons

3 WELL VOLUMES = 3.42 gallons

EQUIPMENT VOLUME PURGE: 1 EQUIPMENT VOL. = PUMP VOLUME + (TUBING CAPACITY X TUBING LENGTH) + FLOW CELL VOLUME
(only fill out if applicable)

= gallons + (gallons/foot X feet) + gallons = gallons

INITIAL PUMP OR TUBING DEPTH IN WELL (feet):	FINAL PUMP OR TUBING DEPTH IN WELL (feet):	PURGING INITIATED AT:	PURGING ENDED AT:	TOTAL VOLUME PURGED (gallons):
		11:32	11:44	3.5

TIME	VOLUME PURGED (gallons)	CUMUL. VOLUME PURGED (gallons)	PURGE RATE (gpm)	DEPTH TO WATER (feet)	pH (standard units)	TEMP. (°C)	COND. (circle units) µmhos/cm or µS/cm	DISSOLVED OXYGEN (circle units) mg/L or % saturation	OXYGEN REDUCTION POTENTIAL (mV)	COLOR (describe)	ODOR (describe)
11:32	Initial	0	0.20	67.08	7.05	17.20	3.351	7.60	-30.6	Clear	None
11:37	1	1	0.20	—	6.70	17.24	3.057	4.18	-10.1	Clear	None
11:40	2	2	0.33	—	6.69	17.21	3.072	2.61	-9.4	Clear	None
11:44	3.5	3.5	0.33	—	6.70	17.20	3.060	2.49	-9.6	Clear	None

INSTRUMENTS USED: YSI 556 MPS Serial # 05F2274AL

WELL CAPACITY (Gallons Per Foot) 0.75" = 0.02; 1" = 0.04; 1.25" = 0.06; (2" = 0.16); 3" = 0.37; 4" = 0.65; 5" = 1.02; 6" = 1.47; 12" = 5.88
TUBING INSIDE DIA. CAPACITY (Gal./Ft.): 1/8" = 0.0006; 3/16" = 0.0014; 1/4" = 0.0026; 5/16" = 0.004; 3/8" = 0.006; ~~1/2" = 0.010~~; 5/8" = 0.016

PURGING EQUIPMENT USED: B = Bailer; (BP) = Bladder Pump; ESP = Electric Submersible Pump; PP = Peristaltic Pump; O = Other (Specify)

SAMPLING DATA[1]

SAMPLED BY (PRINT) / AFFILIATION:	SAMPLER(S) SIGNATURE(S):	SAMPLING INITIATED AT:	SAMPLING ENDED AT:
CMB Clayton M Bernhill		11:45	11:49

PUMP OR TUBING DEPTH IN WELL (feet):	TUBING MATERIAL CODE:	FIELD-FILTERED: Y (N) Filtration Equipment Type:	FILTER SIZE: ____ µm
	PE		

FIELD DECONTAMINATION: PUMP Y (N) TUBING Y (N) (replaced) DUPLICATE: Y (N)

SAMPLE CONTAINER SPECIFICATION				SAMPLE PRESERVATION			INTENDED ANALYSIS AND/OR METHOD	SAMPLING EQUIPMENT CODE	SAMPLE PUMP FLOW RATE (mL per minute)
SAMPLE ID CODE	# CONTAINERS	MATERIAL CODE	VOLUME	PRESERVATIVE USED	TOTAL VOL ADDED IN FIELD (mL)	FINAL pH			
MW32	3	CG	40mL	HCL	120mL	6.70	BTEX	BP	0.33

REMARKS:

MATERIAL CODES: AG = Amber Glass; (CG) = Clear Glass; (PE) = Polyethylene; PP = Polypropylene; S = Silicone, T = Teflon; O = Other (Specify)

SAMPLING EQUIPMENT CODES: APP = After Peristaltic Pump; B = Bailer; (BP) = Bladder Pump; ESP = Electric Submersible Pump; RFPP = Reverse Flow Peristaltic Pump; SM = Straw Method (Tubing Gravity Drain); O = Other (Specify)

NOTES: 1. Sample collection will occur after 3 well volumes are purged or after well stabilization:
STABILIZATION CRITERIA FOR RANGE OF VARIATION OF LAST THREE CONSECUTIVE READINGS:
pH: ≤ 10% units **Temperature:** ≤ 10% °C **Specific Conductance:** ≤ 10% µS/cm **Dissolved Oxygen:** all readings ≤ 10% mg/L
Oxygen Reduction Potential: ≤ 10% mV

Revision Date: October 22, 2013

GROUNDWATER SAMPLING LOG

SITE NAME: TWP Roswell Station 9	SITE LOCATION: 6381 N. Main ST. Roswell, NM 88201
WELL NO: MW-34	SAMPLE ID: MW-34
DATE: ~~03/02/15~~ 04/23/15	

PURGING DATA

WELL DIAMETER (inches): 2"	TUBING DIAMETER (inches): ½"	WELL SCREEN INTERVAL DEPTH: 49 feet to 79 feet	STATIC DEPTH TO WATER (feet):	PURGE PUMP TYPE OR BAILER: BP

WELL VOLUME PURGE: 1 WELL VOLUME = (TOTAL WELL DEPTH – STATIC DEPTH TO WATER) X WELL CAPACITY

= (75.75 feet – 43.82' feet) X ~~+.40~~ .16 gallons/foot = 1.91 gallons

3 WELL VOLUMES = 5.72 gallons

EQUIPMENT VOLUME PURGE: 1 EQUIPMENT VOL. = PUMP VOLUME + (TUBING CAPACITY X TUBING LENGTH) + FLOW CELL VOLUME
(only fill out if applicable)

= gallons + (gallons/foot X feet) + gallons = gallons

INITIAL PUMP OR TUBING DEPTH IN WELL (feet):	FINAL PUMP OR TUBING DEPTH IN WELL (feet):	PURGING INITIATED AT: 0936	PURGING ENDED AT: 10:03	TOTAL VOLUME PURGED (gallons): 6

TIME	VOLUME PURGED (gallons)	CUMUL. VOLUME PURGED (gallons)	PURGE RATE (gpm)	DEPTH TO WATER (feet)	pH (standard units)	TEMP. (°C)	COND (circle units) µmhos/cm or µS/cm	DISSOLVED OXYGEN (circle units) mg/L or % saturation	OXYGEN REDUCTION POTENTIAL (mV)	COLOR (describe)	ODOR (describe)
0936	Initial	0	0.167	63.82	6.80	15.86	3.760	3.13	-13.7	clear	None
0943	1	1	0.167	—	6.75	17.01	3.658	3.48	-13.0	Clear	None
0947	2	2	0.25	—	6.74	17.02	3.657	3.46	-12.2	Clear	None
0951	3	3	0.25	—	6.74	17.04	3.653	3.47	-12.1	Clear	None
0955	4	4	0.25	—	6.73	17.05	3.650	3.15	-11.9	Clear	None
0959	5	5	0.25	—	6.74	17.11	3.647	2.89	-11.9	Clear	None
10:03	6	6	0.25	—	6.74	17.09	3.647	2.84	-11.9	Clear	None

INSTRUMENTS USED: YSI MPS 556 Series # 05F2274AL

WELL CAPACITY (Gallons Per Foot): 0.75" = 0.02; 1" = 0.04; 1.25" = 0.06; (2") = 0.16; 3" = 0.37; 4" = 0.65; 5" = 1.02; 6" = 1.47; 12" = 5.88
TUBING INSIDE DIA. CAPACITY (Gal./Ft.): 1/8" = 0.0006; 3/16" = 0.0014; 1/4" = 0.0026; 5/16" = 0.004; 3/8" = 0.006; 1/2" = 0.010; 5/8" = 0.016

PURGING EQUIPMENT USED: B = Bailer; (BP) = Bladder Pump; ESP = Electric Submersible Pump; PP = Peristaltic Pump; O = Other (Specify)

SAMPLING DATA[1]

SAMPLED BY (PRINT) / AFFILIATION: CMB Clayton M Barch: 11,PA	SAMPLER(S) SIGNATURE(S):	SAMPLING INITIATED AT: 10:05	SAMPLING ENDED AT: 10:11
PUMP OR TUBING DEPTH IN WELL (feet):	TUBING MATERIAL CODE: ~~PP~~ PE	FIELD-FILTERED: Y (N) Filtration Equipment Type:	FILTER SIZE: ____ µm
FIELD DECONTAMINATION: PUMP Y (N)	TUBING Y (N) (replaced)	DUPLICATE: Y (N)	

SAMPLE CONTAINER SPECIFICATION				SAMPLE PRESERVATION					
SAMPLE ID CODE	# CONTAINERS	MATERIAL CODE	VOLUME	PRESERVATIVE USED	TOTAL VOL ADDED IN FIELD (mL)	FINAL pH	INTENDED ANALYSIS AND/OR METHOD	SAMPLING EQUIPMENT CODE	SAMPLE PUMP FLOW RATE (mL per minute)
MW-34	3	CG	40mL	HCL	120mL	6.74	BTEX 8021	BP	0.167 GPM

REMARKS:

MATERIAL CODES: AG = Amber Glass; (CG) = Clear Glass; PE = Polyethylene; PP = Polypropylene; S = Silicone; T = Teflon; O = Other (Specify)

SAMPLING EQUIPMENT CODES: APP = After Peristaltic Pump; B = Bailer; (BP) = Bladder Pump; ESP = Electric Submersible Pump; RFPP = Reverse Flow Peristaltic Pump; SM = Straw Method (Tubing Gravity Drain); O = Other (Specify)

NOTES: 1. Sample collection will occur after 3 well volumes are purged or after well stabilization:
STABILIZATION CRITERIA FOR RANGE OF VARIATION OF LAST THREE CONSECUTIVE READINGS:
pH: ≤ 10% units **Temperature:** ≤ 10% °C **Specific Conductance:** ≤ 10% µS/cm **Dissolved Oxygen:** all readings ≤ 10% mg/L
Oxygen Reduction Potential: ≤ 10% mV

GROUNDWATER SAMPLING LOG

SITE NAME:	Twp Roswell Station 9	SITE LOCATION:	6381 North Main St. Roswell, NM 88201
WELL NO:	MW-35	SAMPLE ID:	MW-35
DATE:	04/23/15		

PURGING DATA

WELL DIAMETER (inches):	2"	TUBING DIAMETER (inches):	1/2"	WELL SCREEN INTERVAL DEPTH:	49 feet to 79 feet	STATIC DEPTH TO WATER (feet):	60.80'	PURGE PUMP TYPE OR BAILER:	BP

WELL VOLUME PURGE: 1 WELL VOLUME = (TOTAL WELL DEPTH – STATIC DEPTH TO WATER) X WELL CAPACITY

= (76.71 feet – 60.80 feet) X 0.16 gallons/foot = 2.54 gallons

3 WELL VOLUMES = 7.63 gallons

EQUIPMENT VOLUME PURGE: 1 EQUIPMENT VOL. = PUMP VOLUME + (TUBING CAPACITY X TUBING LENGTH) + FLOW CELL VOLUME
(only fill out if applicable)

= gallons + (gallons/foot X feet) + gallons = gallons

INITIAL PUMP OR TUBING DEPTH IN WELL (feet):	FINAL PUMP OR TUBING DEPTH IN WELL (feet):	PURGING INITIATED AT: 10:24	PURGING ENDED AT: 11:15	TOTAL VOLUME PURGED (gallons): 5.0

TIME	VOLUME PURGED (gallons)	CUMUL. VOLUME PURGED (gallons)	PURGE RATE (gpm)	DEPTH TO WATER (feet)	pH (standard units)	TEMP. (°C)	COND. (circle units) µmhos/cm or µS/cm	DISSOLVED OXYGEN (circle units) mg/L or % saturation	OXYGEN REDUCTION POTENTIAL (mV)	COLOR (describe)	ODOR (describe)
10:24	Initial	0	0.05	60.80	6.92	17.67	3.724	5.74	-22.9	Clear	None
10:43	1	1	0.125	—	6.84	17.28	3.898	5.38	-17.5	Clear	None
10:51	2	2	0.125	—	6.81	17.05	3.908	5.56	-15.9	Clear	None
10:58	3	3	0.125	—	6.83	17.24	3.910	5.74	-16.7	Clear	None
11:07	4	4	0.125	—	6.83	17.23	3.910	5.76	-16.7	Clear	None
11:14	5	5	0.125	—	6.84	17.32	3.908	5.78	-17.0	Clear	None
	6	6									
	7	7									
	7.73	7.73									

INSTRUMENTS USED: YSI 556 MPS Serial # 05F2274AL

WELL CAPACITY (Gallons Per Foot): 0.75" = 0.02; 1" = 0.04; 1.25" = 0.06; 2" = 0.16; 3" = 0.37; 4" = 0.65; 5" = 1.02; 6" = 1.47; 12" = 5.88
TUBING INSIDE DIA. CAPACITY (Gal./Ft.): 1/8" = 0.0006; 3/16" = 0.0014; 1/4" = 0.0026; 5/16" = 0.004; 3/8" = 0.006; 1/2" = 0.010; 5/8" = 0.016

PURGING EQUIPMENT USED: B = Bailer; (BP) = Bladder Pump; ESP = Electric Submersible Pump; PP = Peristaltic Pump; O = Other (Specify)

SAMPLING DATA[1]

SAMPLED BY (PRINT) / AFFILIATION:	CMB / Clayton M Barnhill	SAMPLER(S) SIGNATURE(S):		SAMPLING INITIATED AT: 11:15	SAMPLING ENDED AT: 11:20

PUMP OR TUBING DEPTH IN WELL (feet):	TUBING MATERIAL CODE: ~~PP~~ PE	FIELD-FILTERED: Y (N) Filtration Equipment Type:	FILTER SIZE: ____ µm

FIELD DECONTAMINATION: PUMP Y (N) TUBING Y (N) (replaced) DUPLICATE: (Y) N MS/MSD

SAMPLE CONTAINER SPECIFICATION				SAMPLE PRESERVATION					
SAMPLE ID CODE	# CONTAINERS	MATERIAL CODE	VOLUME	PRESERVATIVE USED	TOTAL VOL ADDED IN FIELD (mL)	FINAL pH	INTENDED ANALYSIS AND/OR METHOD	SAMPLING EQUIPMENT CODE	SAMPLE PUMP FLOW RATE (mL per minute)
MW35 CG	3	CG	40mL	HCL	12.0	6.84	BTEX	BP	6
MW35	3	CG	40mL	HCL	12.0	6.84	MS/MSD	BP	

REMARKS:

MATERIAL CODES: AG = Amber Glass; CG = Clear Glass; (PE) = Polyethylene; PP = Polypropylene; S = Silicone; T = Teflon; O = Other (Specify)

SAMPLING EQUIPMENT CODES: APP = After Peristaltic Pump; B = Bailer; (BP) = Bladder Pump; ESP = Electric Submersible Pump; RFPP = Reverse Flow Peristaltic Pump; SM = Straw Method (Tubing Gravity Drain); O = Other (Specify)

NOTES: 1. Sample collection will occur after 3 well volumes are purged or after well stabilization:
STABILIZATION CRITERIA FOR RANGE OF VARIATION OF LAST THREE CONSECUTIVE READINGS:
pH: ≤ 10% units **Temperature:** ≤ 10% °C **Specific Conductance:** ≤ 10% µS/cm **Dissolved Oxygen:** all readings ≤ 10% mg/L
Oxygen Reduction Potential: ≤ 10% mV

Revision Date: October 22, 2013

GROUNDWATER SAMPLING LOG

SITE NAME: TWP Roswell Station 9	SITE LOCATION: 6381 North Main Street Roswell, NM 88201
WELL NO: MW-37	SAMPLE ID: MW-37
DATE: 04/23/15	

PURGING DATA

WELL DIAMETER (inches): 2"	TUBING DIAMETER (inches): 1/2"	WELL SCREEN INTERVAL DEPTH 50 feet to 70 feet	STATIC DEPTH TO WATER (feet): 58.95	PURGE PUMP TYPE OR BAILER: Bladder Pump

WELL VOLUME PURGE: 1 WELL VOLUME = (TOTAL WELL DEPTH − STATIC DEPTH TO WATER) X WELL CAPACITY

6 = (69.61 feet − 58.95 feet) X 0.16 gallons/foot = 1.70 gallons

3 WELL VOLUMES = 5.11 gallons

EQUIPMENT VOLUME PURGE: 1 EQUIPMENT VOL. = PUMP VOLUME + (TUBING CAPACITY X TUBING LENGTH) + FLOW CELL VOLUME
(only fill out if applicable)

= gallons + (gallons/foot X feet) + gallons = gallons

INITIAL PUMP OR TUBING DEPTH IN WELL (feet):	FINAL PUMP OR TUBING DEPTH IN WELL (feet):	PURGING INITIATED AT: 8:59	PURGING ENDED AT: 0916	TOTAL VOLUME PURGED (gallons): 5.25

TIME	VOLUME PURGED (gallons)	CUMUL. VOLUME PURGED (gallons)	PURGE RATE (gpm)	DEPTH TO WATER (feet)	pH (standard units)	TEMP. (°C)	COND. (circle units) µmhos/cm or µS/cm	DISSOLVED OXYGEN (circle units) mg/L or % saturation	OXYGEN REDUCTION POTENTIAL (mV)	COLOR (describe)	ODOR (describe)
08:59 Initial	0	0	0.33	58.95	6.98	16.26	3.775	6.30	-31.6	clear	None
0903	1	1	0.33	—	6.73	16.72	3.768	6.17	-11.4	clear	None
0906	2	2	0.33	—	6.73	16.68	3.770	6.73	-11.3	clear	None
0909	3	3	0.33	—	6.71	16.67	3.759	6.71	-10.6	clear	None
0912	4	4	0.33	—	6.71	16.70	3.770	6.73	-10.6	clear	None
0916	5.25	5.25	0.33	—	6.72	16.70	3.769	6.78 6.73	-10.7	clear	None

INSTRUMENTS USED: YSI 556 MPS Serial # 05F2274AL

WELL CAPACITY (Gallons Per Foot): 0.75" = 0.02; 1" = 0.04; 1.25" = 0.06; (2") = 0.16; 3" = 0.37; 4" = 0.65; 5" = 1.02; 6" = 1.47; 12" = 5.88
TUBING INSIDE DIA. CAPACITY (Gal./Ft.): 1/8" = 0.0006; 3/16" = 0.0014; 1/4" = 0.0026; 5/16" = 0.004; 3/8" = 0.006; 1/2" = 0.010; 5/8" = 0.016

PURGING EQUIPMENT USED: B = Bailer; (BP) = Bladder Pump; ESP = Electric Submersible Pump; PP = Peristaltic Pump; O = Other (Specify)

SAMPLING DATA[1]

SAMPLED BY (PRINT) / AFFILIATION: CMB Clayton M Barnhill AK	SAMPLER(S) SIGNATURE(S):	SAMPLING INITIATED AT: 0917	SAMPLING ENDED AT: 0919

PUMP OR TUBING DEPTH IN WELL (feet):	TUBING MATERIAL CODE:	FIELD-FILTERED: Y (N) Filtration Equipment Type:	FILTER SIZE: ____ µm

FIELD DECONTAMINATION: PUMP Y (N) TUBING Y (N) (replaced) DUPLICATE: Y (N)

SAMPLE CONTAINER SPECIFICATION				SAMPLE PRESERVATION					
SAMPLE ID CODE	# CONTAINERS	MATERIAL CODE	VOLUME	PRESERVATIVE USED	TOTAL VOL ADDED IN FIELD (mL)	FINAL pH	INTENDED ANALYSIS AND/OR METHOD	SAMPLING EQUIPMENT CODE	SAMPLE PUMP FLOW RATE (~~ml~~ per minute)
MW37	3	CG	40mL	HCL	120 mL	6.72	BTEX 8021	BP	0.33gpm

REMARKS:

MATERIAL CODES: AG = Amber Glass; (CG) = Clear Glass; PE = Polyethylene; PP = Polypropylene; S = Silicone; T = Teflon; O = Other (Specify)

SAMPLING EQUIPMENT CODES: APP = After Peristaltic Pump, B = Bailer; (BP) = Bladder Pump; ESP = Electric Submersible Pump; RFPP = Reverse Flow Peristaltic Pump; SM = Straw Method (Tubing Gravity Drain); O = Other (Specify)

NOTES: 1. Sample collection will occur after 3 well volumes are purged or after well stabilization:
STABILIZATION CRITERIA FOR RANGE OF VARIATION OF LAST THREE CONSECUTIVE READINGS:
pH: ≤ 10% units **Temperature:** ≤ 10% °C **Specific Conductance:** ≤ 10% µS/cm **Dissolved Oxygen:** all readings ≤ 10% mg/L
Oxygen Reduction Potential: ≤ 10% mV

GROUNDWATER SAMPLING LOG

SITE NAME:	TWP Roswell Station 9	SITE LOCATION:	6361 N. Main St. Roswell NM 88201
WELL NO:	MW-39	SAMPLE ID:	MW-39
DATE:	04/24/14		SSW

PURGING DATA

WELL DIAMETER (inches):	2"	TUBING DIAMETER (inches):	1/2"	WELL SCREEN INTERVAL DEPTH feet to feet	STATIC DEPTH TO WATER (feet):	49.97	PURGE PUMP TYPE OR BAILER:	BP

WELL VOLUME PURGE: 1 WELL VOLUME = (TOTAL WELL DEPTH − STATIC DEPTH TO WATER) X WELL CAPACITY

= (70.11 feet − 49.97' feet) X 0.16 gallons/foot = 3.22 gallons

3 WELL VOLUMES = 9.66 gallons

EQUIPMENT VOLUME PURGE: 1 EQUIPMENT VOL. = PUMP VOLUME + (TUBING CAPACITY X TUBING LENGTH) + FLOW CELL VOLUME (only fill out if applicable)

= gallons + (gallons/foot X feet) + gallons = gallons

INITIAL PUMP OR TUBING DEPTH IN WELL (feet):	FINAL PUMP OR TUBING DEPTH IN WELL (feet):	PURGING INITIATED AT: 0918	PURGING ENDED AT: 0941	TOTAL VOLUME PURGED (gallons): 10

TIME	VOLUME PURGED (gallons)	CUMUL. VOLUME PURGED (gallons)	PURGE RATE (gpm)	DEPTH TO WATER (feet)	pH (standard units)	TEMP. (°C)	COND. (circle units) µmhos/cm or µS/cm	DISSOLVED OXYGEN (circle units) mg/L or % saturation	OXYGEN REDUCTION POTENTIAL (mV)	COLOR (describe)	ODOR (describe)
0918	Initial	0	0.50	49.77	6.83	15.94	3.759	6.30	-24.2	Brown	strong odor
0920	1	1	0.50	—	6.66	16.44	3.828	6.86	-8.0	Silty	" "
0922	2	2	0.50	—	6.66	16.46	3.829	7.20	-7.8	clear	" "
0926	4	4	0.50	—	6.67	16.48	3.826	7.57	-7.7	clear	" "
0931	6	6	0.50	—	6.68	16.49	3.824	6.67	-9.3	clear	" "
0936	8	8	0.50	—	6.72	16.54	3.823	5.68	-11.0	clear	" "
0941	10	10	0.50	—	6.74	16.55	3.823	5.53	-10.6	clear	" "

INSTRUMENTS USED: YSI 556 MPS Grid # 05F277482

WELL CAPACITY (Gallons Per Foot): 0.75" = 0.02; 1" = 0.04; 1.25" = 0.06; (2" = 0.16); 3" = 0.37; 4" = 0.65; 5" = 1.02; 6" = 1.47; 12" = 5.88

TUBING INSIDE DIA. CAPACITY (Gal./Ft.): 1/8" = 0.0006; 3/16" = 0.0014; 1/4" = 0.0026; 5/16" = 0.004; 3/8" = 0.006; 1/2" = 0.010; 5/8" = 0.016

PURGING EQUIPMENT USED: B = Bailer; (BP) = Bladder Pump; ESP = Electric Submersible Pump; PP = Peristaltic Pump; O = Other (Specify)

SAMPLING DATA[1]

SAMPLED BY (PRINT) / AFFILIATION	SAMPLER(S) SIGNATURE(S):	SAMPLING INITIATED AT: 0942	SAMPLING ENDED AT: 0945
CMB Clayton M Barnhill			

PUMP OR TUBING DEPTH IN WELL (feet):	TUBING MATERIAL CODE: PE	FIELD-FILTERED: Y (N) Filtration Equipment Type:	FILTER SIZE: ____ µm

FIELD DECONTAMINATION: PUMP Y (N) TUBING Y (N) (replaced) DUPLICATE: Y (N)

SAMPLE CONTAINER SPECIFICATION				SAMPLE PRESERVATION					
SAMPLE ID CODE	# CONTAINERS	MATERIAL CODE	VOLUME	PRESERVATIVE USED	TOTAL VOL ADDED IN FIELD (mL)	FINAL pH	INTENDED ANALYSIS AND/OR METHOD	SAMPLING EQUIPMENT CODE	SAMPLE PUMP FLOW RATE (mL per minute)
MW39	6	CG	40mL	HCl	240 mL	6.74	8260 VOC's	BP	0.50

REMARKS:

MATERIAL CODES: AG = Amber Glass; (CG) = Clear Glass; PE = Polyethylene; PP = Polypropylene; S = Silicone; T = Teflon; O = Other (Specify)

SAMPLING EQUIPMENT CODES: APP = After Peristaltic Pump; B = Bailer; (BP) = Bladder Pump; ESP = Electric Submersible Pump; RFPP = Reverse Flow Peristaltic Pump; SM = Straw Method (Tubing Gravity Drain); O = Other (Specify)

NOTES: 1. Sample collection will occur after 3 well volumes are purged or after well stabilization:
STABILIZATION CRITERIA FOR RANGE OF VARIATION OF LAST THREE CONSECUTIVE READINGS:

pH: ≤ 10% units **Temperature:** ≤ 10% °C **Specific Conductance:** ≤ 10% µS/cm **Dissolved Oxygen:** all readings ≤ 10% mg/L
Oxygen Reduction Potential: ≤ 10% mV

Revision Date: October 22, 2013

GROUNDWATER SAMPLING LOG

SITE NAME: TWP Roswell Station 9		SITE LOCATION: 6381 N. Main ST. Roswell, NM 88201	
WELL NO: MW-40	SAMPLE ID: MW-40	DATE: 04/24/15	SSW

PURGING DATA

WELL DIAMETER (inches): 2"	TUBING DIAMETER (inches): 1/2"	WELL SCREEN INTERVAL DEPTH: feet to feet	STATIC DEPTH TO WATER (feet): 52.91	PURGE PUMP TYPE OR BAILER: BP

WELL VOLUME PURGE: 1 WELL VOLUME = (TOTAL WELL DEPTH − STATIC DEPTH TO WATER) X WELL CAPACITY

= (70.13 feet − 52.91 feet) X 0.16 gallons/foot = 2.75 gallons

3 WELL VOLUMES = 8.26 gallons

EQUIPMENT VOLUME PURGE: 1 EQUIPMENT VOL. = PUMP VOLUME + (TUBING CAPACITY X TUBING LENGTH) + FLOW CELL VOLUME
(only fill out if applicable)

= gallons + (gallons/foot X feet) + gallons = gallons

INITIAL PUMP OR TUBING DEPTH IN WELL (feet):	FINAL PUMP OR TUBING DEPTH IN WELL (feet):	PURGING INITIATED AT: 0959	PURGING ENDED AT: 10:19	TOTAL VOLUME PURGED (gallons): 8.5

TIME	VOLUME PURGED (gallons)	CUMUL. VOLUME PURGED (gallons)	PURGE RATE (gpm)	DEPTH TO WATER (feet)	pH (standard units)	TEMP. (°C)	COND. (circle units) µmhos/cm or µS/cm	DISSOLVED OXYGEN (circle units) mg/L or % saturation	OXYGEN REDUCTION POTENTIAL (mV)	COLOR (describe)	ODOR (describe)
0959	Initial	0	0.50	52.91	6.75	16.48	3.752	6.16	-10.6	Silty	Slight
10:03	2	2	0.50	—	6.56	16.59	3.741	6.17	-9.1	Clear	Slight
10:09	4	4	0.50		6.65	16.56	3.745	6.49	-7.3	Clear	Slight
10:14	6	6	0.50		6.65	16.61	3.744	7.31	-7.3	Clear	Slight
10:19	8.50	8.50	0.50		6.61	16.63	3.742	6.33	-5.6	Clear	Slight

INSTRUMENTS USED: YSI 556 MPS Serial # 05F227YAC

WELL CAPACITY (Gallons Per Foot): 0.75" = 0.02; 1" = 0.04; 1.25" = 0.06; (2" = 0.16); 3" = 0.37; 4" = 0.65; 5" = 1.02; 6" = 1.47; 12" = 5.88
TUBING INSIDE DIA. CAPACITY (Gal./Ft.): 1/8" = 0.0006; 3/16" = 0.0014; 1/4" = 0.0026; 5/16" = 0.004; 3/8" = 0.006; 1/2" = 0.010; 5/8" = 0.016

PURGING EQUIPMENT USED: B = Bailer; (BP) = Bladder Pump; ESP = Electric Submersible Pump; PP = Peristaltic Pump; O = Other (Specify)

SAMPLING DATA[1]

SAMPLED BY (PRINT) / AFFILIATION: CMB Clayton M Barnhill	SAMPLER(S) SIGNATURE(S):	SAMPLING INITIATED AT: 10:20	SAMPLING ENDED AT: 10:25
PUMP OR TUBING DEPTH IN WELL (feet):	TUBING MATERIAL CODE: PE	FIELD-FILTERED: Y (N) Filtration Equipment Type:	FILTER SIZE: ____ µm
FIELD DECONTAMINATION: PUMP Y (N)	TUBING Y (N) (replaced)	DUPLICATE: Y (N)	

SAMPLE CONTAINER SPECIFICATION				SAMPLE PRESERVATION					
SAMPLE ID CODE	# CONTAINERS	MATERIAL CODE	VOLUME	PRESERVATIVE USED	TOTAL VOL ADDED IN FIELD (mL)	FINAL pH	INTENDED ANALYSIS AND/OR METHOD	SAMPLING EQUIPMENT CODE	SAMPLE PUMP FLOW RATE (mL per minute)
MW40	6	CG	40mL	HCl	240mL	6.61	VOC's	BP	0.50

REMARKS:

MATERIAL CODES: AG = Amber Glass; CG = Clear Glass; (PE) = Polyethylene; PP = Polypropylene; S = Silicone; T = Teflon; O = Other (Specify)

SAMPLING EQUIPMENT CODES: APP = After Peristaltic Pump; B = Bailer; BP = Bladder Pump; ESP = Electric Submersible Pump; RFPP = Reverse Flow Peristaltic Pump; SM = Straw Method (Tubing Gravity Drain); O = Other (Specify)

NOTES: 1. Sample collection will occur after 3 well volumes are purged or after well stabilization:
STABILIZATION CRITERIA FOR RANGE OF VARIATION OF LAST THREE CONSECUTIVE READINGS:
pH: ≤ 10% units **Temperature:** ≤ 10% °C **Specific Conductance:** ≤ 10% µS/cm **Dissolved Oxygen:** all readings ≤ 10% mg/L
Oxygen Reduction Potential: ≤ 10% mV

Revision Date: October 22, 2013

Location TWP Roswell Station 9 Date 04/08/15

Project / Client SVE Air Sampling / EarthCon

By: CMB Environmental & Geological Services, Inc. Page 1 of 18

Arrived on-site @ 0800 hr.

Sunny 63°F, Barometric Pressure 28.89" → SSW 12 mph Wind - 9 mph.

Well # Time	Ft/min SCFM/Vac. Well # @ Manifold	Vac "H2O @ manifold	Vac "H2O @ well	TPH PID mv @ manifold	TPH PID @ well/Peak
MPE 7 @0844	451 Ft/min 4.16 CFM	24"	23"	5.5 PPM	11.2 PPM @ 9:36
MPE 8 @0900	425 Ft/min 3.92 CFM	24"	~~12"~~ 22"	4.6 PPM	16.3 PPM ~~57.7 PPM~~ ~~@ 09:56~~ @ 10:11
MPE 9 @0905	1770 Ft/min 16.31 CFM	24"	13"	44.0 PPM	57.7 PPM @ 0956
MPE 10 @ 0912	2856 Ft/min 26.34 CFM	24"	23"	128.9 PPM	400.4 PPM @ 10:17
MPE 11 @ 0918	631 Ft/min 5.81 CFM	25"	24"	15.1 PPM	48.9 PPM @ 10:25
Bldg. Circuit, Cumulative @0925	489 Ft/min 42.71 CFM	25"	—	98.5 PPM	—

Location TWP Roswell Station 9 Date 04/08/15

Project / Client SVE Air Sampling / EarthCon

By: CMB Environmental & Geological Services, Inc. Page 2 of 18

Well # Time	Ft/min SCFM	Vac. "H2O @ manifold	Vac "H2O @ well	TPH PID @ manifold	TPH PID @ well
MPE-8 10:39	3116 Ft/min 28.72 CFM	23"	23"	~~[illegible]~~ ~~10.1~~ PPM 10.1	17.1 PPM @ 13:55
MPE-12 @ 10:50	308 Ft/min 2.84 SCFM	23"	23"	1158.0 ~~1058.0~~ ~~1158.0~~ PPM	85.8 PPM @ 13:05
MPE-13 @ 10:56	386 Ft/min 3.56 CFM	22"	22"	240.8 PPM	23.1 PPM @ 13:15
MPE-14 @ 11:02	382 Ft/min 3.52 CFM	23"	20"	334.8 PPM	104.2 PPM @ 13:31
MPE-15 @ 11:11	199 Ft/min 1.88 CFM	23"	23"	11.6 PPM	19.1 PPM @ 13:40
MPE-16 @ 11:17	128 Ft/min 1.18 CFM	23"	22"	198.9 PPM	125.3 @ 13:50
MPE-17 @ 11:22	396 Ft/min 3.65 CFM	22"	21"	764.7 PPM	418.7 PPM @ 14:35
MPE-18 @ 11:27	1518 Ft/min 13.99 CFM	23"	19 ~~21~~"	142.6 PPM	50.3 PPM @ 14:45
MPE-19 @ 11:33	196 Ft/min 1.81 CFM	23"	22"	71.9 PPM	10.3 PPM @ 14:05
MPE-20 @ 11:37	295 Ft/min 2.72 CFM	23"	23"	1083 PPM	846.2 @ 14:53
MPE-21 @ 11:43	2106 Ft/min 19.41 CFM	23"	20"	618.3 PPM	166.9 PPM @ 15:00
Composite circuit 11:48	868 Ft/min 75.61 CFM	25"	—	263.4 PPM	—

20

Location TWP Roswell Station 9 Date 04/09/15

Project / Client SVE Air Sampling / EarthCon

By: CMB Environmental & Geological Services, Inc. Page 3 of 16

Arrived on-site @ 0730 hr.

54°F Sunny, NW Wind @ 17 mph

Barometric Pressure 29.95" → Blew H2O out of SVE Lines w/ Air Compressor MPE-12, MPE-13

Re-Checking SVE-12

Well/Time	Ft/min CFM	Vac. "Hg @ Manifold	Vac "Hg @ well	TPH PID @ Manifold	TPH PID @ well
~~SVE-12~~ MPE-12 0930 hr	—	20"	—	10.7 ppm TPH	—
MPE-13 @ 0925	—	20"	—	8.1 ppm TPH	—
MPE-32 @ 0945	545 Ft/min 9.64 CFM	20"	17"	9.4 ppm	18.6 ppm
MPE-36 @ 0953	482 Ft/min 8.52 CFM	20"	17"	59.0 ppm	13.3 ppm
MPE-35 10:00	182 Ft/min 8.52	21"	19"	182.8 ppm	6.4 ppm
MPE-34 10:07	184 Ft/min 3.25 CFM	21"	8"	010.9 ppm	6.6 ppm
MPE-33 10:12	589 Ft/min 10.41 CFM	21"	16"	67.2 ppm	87.5 ppm
MPE-32 10:18	785 Ft/min 13.88 CFM	21"	15"	85.8 ppm	90.0 ppm
MPE-31 10:24	359 Ft/min 6.35 CFM	21"	15"	HH ppm 111.1	112.5 ppm

21

Location TWP Roswell Station 9 Date 04/09/15

Project / Client SVE Air Sampling / EarthCon

By: CMB Environmental & Geological Services, Inc. Page 4 of 16

Well/Time	Ft/min CFM	Vac. "Hg @ Manifold	Vac "Hg @ well	TPH PID ppm @ Manifold	TPH PID ppm @ well
MPE-30 10:33	232 Ft/min 4.09 CFM	21"	15"	28.3	4.6
MPE-39 10:42	298 Ft/min 5.26 CFM	21"	15"	1011	811.6
MPE-40 10:48	273 Ft/min 4.83 CFM	21"	15"	303.2	287.2
MPE-41 10:55	1052 Ft/min 18.59 CFM	20"	15"	119.1	138.3
MPE-29 11:01	333 Ft/min 5.89 CFM	22"	16"	46.5	7.6 ppm
MPE-28 11:08	196 Ft/min 3.46 CFM	22"	17"	962.0	84.6 ppm
MPE-27 11:13	1064 Ft/min 18.80 CFM	21"	17"	582.1	18.4
MPE-26 11:19	269 Ft/min 4.76 CFM	22"	9"	677.5	87.8
MPE-25 11:26	195 Ft/min 3.45 CFM	21"	14"	113.5	10.5
MPE-24 @ 11:30	415 Ft/min 7.34 CFM	21"	14"	679.7	91.6 ~~606.4~~
MPE-23 @ 11:35	236 Ft/min 4.17 CFM	20"	13"	690.6	606.4
MPE-22 11:42	323 Ft/min 5.71	22"	14"	160.8	

Location TWP Roswell Station 9 Date 04/09/15

Project / Client SVE Air Sampling / EarthCon

By: CMB Environmental & Geological Services, Inc. Page 5 of 18

Well/Time	Ft/min CFM	Vac. "H2O @ Manifold	Vac. H2O" @ Well	PPM TPH PID @ manifold	PPM TPH PID @ Well
SVE-28 ~~13:49~~ 0936	368 ft/min 6.51 CFM	16 ~~20~~"	8.8	~~31.3~~ 8.8	21.9
SVE-31 @ ~~13:53~~ 0940	909 ft/min 16.06	21"	1"	~~41.1~~ 8.3	17.1 PPM
SVE-27 ~~@ 14:00~~	0944	15"	5"	4.9	8.7

Water in shallow circuit SVE Lines. Pumped out 13 Gallons from shallow Circuit SVE Lines. ~~Fri~~ 04/10/15 - 04/11/15 - will let stabilize and - Retry on 04/13/15

04/13/15 arrive on-site @ 0930 50°F Rain Barometric Pressure 30.07 → Cloudy.

Location TWP Roswell Station 9 Date 04/13/15

Project / Client SVE Air Sampling / EarthCon

By: CMB Environmental & Geological Services, Inc. Page 6 of 18

Well/Time	Ft/min CFM	Vac "H2O manifold	PPM PID TPH manifold	PPM TPH PID @ well head / Vac. @ well head
SVE-26 @ 0935	370 ft/min 6.53 CFM	17"	8.8 PPM	21.9 / 16"
SVE-31 @ 0940	502 8.88	18"	8.3 PPM	17.1 / 1"
SVE-27 @ 0944	3918 69.23	17"	4.9 PPM	8.7 / 5"
SVE-30 0949	2543 44.94	17"	3.1 PPM	4.0 PPM / 6"
SVE-25 0953	567 10.02	17"	2.9 PPM	17.5 / 0"
SVE-26 0957	2254 39.84	17"	2.4 PPM	12.8 PPM / 6"
SVE-22 10:01	270 4.78	17"	2.5 PPM	26.5 PPM / 0"
SVE-23 10:05	230 4.06	17"	2.9 PPM	11.9 / 0"
SVE-24 10:10	540 9.54	17"	1.8 PPM	143.1 / 6"

Location TWP Roswell Station 9 Date 04/13/15

Project / Client SVE Air Sampling / Earth Con

By: CMB Environmental & Geological Services, Inc. Page 7 of 18

Combined Circuit / Time	Ft min CFM	Vac. @ Manifold.	PID	TPH @ manifold
Circuit "A" 10:15	180 15.72	17" H_2O		2.0 ppm
Circuit "B" @ 10:20	332 28.96	17" H_2O		42.2 ppm
Circuit Shallow @ 10:25	1086 94.80	17" H_2O		11.6 ppm
Circuit "D" @ 10:30	478 41.74	17" H_2O		141.8 ppm
Circuit "C" 10:35	2743 239.39	17" H_2O		150.2 ppm
East Baker Furnace @ 10:45	151 SCFM.	17" H_2O	Pre SVE Post	4.7 ppm 16.6 ppm
West Baker Furnace 10:50	168 SCFM	24" H_2O	Pre SVE Post	13.5 ppm 44.9 ppm

Shut Down SVE 04/14/14 @ 8:30 For GW Monitoring.

Location Twp Roswell Station 9 Date 04/20/15

Project / Client GW Monitoring / Earth Con

By: CMB Environmental & Geological Services, Inc. Page 8 of 18

Arrive on-site @ 13:00 hr. Warm & Sunny 70 °F SSE WIND @ 10 mph Gust to 24 Barometric Pressure: 29.96 →

Well #	DPSH	DTW	T.D.	Gallons 3CV	Remarks
MW-37	Ø	58.95'	69.61	5.11	2" pump in well
MW-34 @ 13:31	Ø	63.82'	75.75	5.72	2" pump in well
MW-35 @ 13:35	Ø	60.80'	76.71'	7.63	2" pump in well
MW-33 @ 13:40	Ø	65.20'			2" pump in well
MW-32 @ 13:45	Ø	67.08'	74.20	3.42	2" pump in well.
MW-30 @ 13:50	Ø	70.23'	74.70'		2" pump in well Removed pump to gauge well
MW-29 @ 14:00	Ø	69.65'	74.29' (measured)		2.22 2" pump in well Removed pump to gauge well
MPE-7 @ 14:08	Ø	68.39'	—	—	4" MPE well
MW-27 @ 14:14	68.96	68.97	75	—	2" MW 0.01" PSH

Location: TWP Roswell Station 9 Date: 04/20/15

Project / Client: GW Monitoring 2015 / Earth Cap

By: CMB Environmental & Geological Services, Inc. Page 9 of 12

Well/Time	DTW	DTW	T.D.	SCV	Remarks
MPE-9 @ 14:18	Ø	68.35'			4" MPE well
MW-28 14:22	Ø	70.21'	74.87'		2" pump in well Pump & pump to Grade lid
MPE-10 14:32	66.48'	67.09	—	—	4" MPE well PSH in well & loose SVE line
MPE-8 @ 14:40	Ø	66.23'	—	—	4" MPE well
MPE-11 @ 14:46	Ø	64.11'	—	—	4" MPE well
MW-17 @ 14:52	Ø	62.21'			2" pump in well
MPE-15 @ 14:56	Ø	63.74'	—	—	4" MPE well
MW-15 15:00	Ø	60.50'			2" pump in well

Location: TWP Roswell Station 9 Date: 04/20/15

Project / Client: GW Monitoring 2015 / Earth Cap

By: CMB Environmental & Geological Services, Inc. Page 10 of 12

Well/Time	DTW	DTW	T.D.	SCV	Remarks
MPE-14 @ 15:05	64.81'	65.20'			4" MPE well 4" pump in well PSH
MPE-13 @ 15:10	64.21'	64.26'			4" pump in well
MW-21 @ 15:18	Ø	66.08'			2" pump in well
MPE-12 @ 15:21	Ø	65.32'	—	—	4" MPE well
MPE-16 @ 15:25	65.23'	66.56'			4" pump in well
MPE-19 15:32	Ø	66.16'			4" MPE well
MPE-17 @ 15:37	66.08'	67.38'			4" pump in well
MW-16 @ 15:50	Ø	66.48'	71.46	2.39	2" MW
MPE-18 @ 15:55	Ø	62.97'			4" MPE well
MW-14 @ 16:00	Ø	55.83'			2" MW pump in well
MW-7 @ 16:15	Ø	61.04'	—	—	2" MW

Location TWP Roswell Station 9 Date 04/21/15

Project / Client GW Monitoring 2015 / Earthcon

By: CMB Environmental & Geological Services, Inc. Page 11 of 15

Arrive on-site @ 0930 hr.

Sunny Warm 56°F WIND SSE @ 10 mph Barometric Pressure = 29.98" →

Well/Time	Depth	DTW	TD	SCV	Remarks
Charged D-Con H2O					
MW-24D @ 10:11	Ø	59.61'			4" PVC MW
MW-42 @ 10:20	Ø	53.18'			2" pump in well
MW-40 @ 10:26	Ø	52.91'	70.13	8.26	2" pump in well
MW-41 @ 10:31	Ø	56.58'			2" pump in well
MW-39 @ 10:39	Ø	49.97'	70.11	9.66	2" pump in well
MW-26 @ 10:55	Ø	50.91'	65	6.76	2" pump in well
MW-20 @ 11:00	Ø	53.24'	64	5.16	2" pump in well
MPE-37 @ 11:05	Ø	53.00'			4" MPE well

Location TWP Roswell Station 9 Date 04/21/15

Project / Client GW Monitoring 2015 / Earthcon

By: CMB Environmental & Geological Services, Inc. Page 12 of 15

Well/Time	Depth	DTW	TD	SCV	Remarks
MW-22 @ 11:07	Ø	58.56'	68	4.53	2" MW
MPE-35 @ 11:13		59.22'	60.07'	—	— 4" MPE well * PSH in well clear gallon pail
MPE-36 @ 11:17	Ø	55.71'	—	—	4" MPE well
MPE-41 @ 11:23		56.03'	N/A	Top Pump 61.10'	4" Pump in well light fuel condensate
MPE-33 @ 11:29	Ø		54.22'	—	— 4" MPE well
MPE-32 @ 11:32		58.27'	~~61.38'~~ 61.30'		4" pump in well Gold light Condensate
MW-12 @ 11:36		56.51'	56.74'		2" MW
MPE-21 @ 11:43		56.73'	57.95'		4" pump in well Brown only
MPE-20 @ 11:57		63.75'	64.77'		4" pump in well
MPE-38 @ 12:01		66.44'	Top pump 68.75'		4" pump in well Light Gold Condensate

Location: Twp Roswell Station 9 Date: 04/21/15

Project / Client: GW Monitoring 2015 / Earth Con

By: CMB Environmental & Geological Services, Inc. Page 13 of 15

Well/Time	DPSH	DTW	T.D.	SCV	Remarks
MPE-39 @ 12:10		59.99'	62.39'		4" MPE well
MPE-24 @ 12:14		58.49'	63.30'	—	4" pump in well
SVE-24 @ 12:17	Ø	Ø	28.61'		2" SVE well
Changed De-Con H_2O					
MW-11 @ 12:34	Ø	65.70	—	—	2" MW
MPE-34 @ 12:37	Ø	65.57'	—	—	4" MPE well
MPE-30 @ 12:38	Ø	66.66'	—	—	4" MPE well
SVE-30 @ 12:40	Ø	41.80	43.94'	—	2" SVE well
MPE-29 @ 12:44	Ø	68.75'	—	—	4" MPE well
MPE-25 @ 12:47	Ø	68.35'	—	—	4" MPE well
SVE-25 @ 12:49	Ø	Ø	32.73'		2" SVE well

Location: Twp Roswell Station 9 Date: 04/21/15

Project / Client: GW Monitoring 2015 / Earth Con

By: CMB Environmental & Geological Services, Inc. Page 14 of 15

Well/Time	DPSH	DTW	TD	SCV	Remarks
MW-10 @ 12:52	Ø	70.06'	—	—	2" MW
MW-3 @ 12:57	Ø	~~67.52'~~ 67.52'	—	—	2" MW
MW-13 @ 13:02'	Ø	64.93'			2" MW pump in well.
RW-1 @ 13:04	Ø	33.08'	—	—	4" MW
MW-2 @ 13:07	Ø	58.85'	—	—	2" MW
MPE-31 @ 13:15		64.36	64.98'		4" MPE well
SVE-31 @ 13:17	Ø	30.97'	33.13'	—	2" SVE well
SVE-28 @ 13:23	Ø	28.86'	34.60'		2" SVE well
MPE-28 @ 13:21	Ø	57.72	—	—	4" MPE well
MPE-27 @ 13:27		63.85'	65.70'	—	4" pump in well

Location: TWP Roswell Station 9 Date: 04/21/15

Project / Client: GW Monitoring 2015 / EarthCon

By: CMB Environmental & Geological Services, Inc.

Well/Time	Dpsh	DTW	TD.	SCV	Remarks
SVE-27 @ 13:30	Ø	33.58'	34.10'	—	2" SVE well
SV MPE 26 @ 13:34	65.75'	66.04	—	—	4" MPE well
SVE-26 @ 13:36	Ø	Ø	32.60	—	2" SVE well
MW-18 @ 13:41	61.76'	63.25	—	—	2" MW
MPE-23 @ 13:45	63.29'	65.43'	—	—	4" pump in well Gone when arrived
SVE-23 @ 13:50	32.75	33.40'	—	—	Black o.i. 2" SVE well
MPE-22 @ 13:56	Ø	68.23'	—	—	4" MPE well
SVE 22 @ 14:00	33.01	33.01	33.01		2" SVE well Black o.i @ TD
MPE-40 @ 14:05	61.35	64.74	—	—	4" MPE well

Location: TWP Roswell Station 9 Date: 04/27/15

Project / Client: GW Monitoring below PSH 2015 EarthCon By: CMB Environmental & Geological Services, Inc.

MPE-39: 4" MPE well

Dpsh = 59.99 DTW = 62.39'

10. = PSH Thickness

= 2.40' PSH.

Started bailing with 3' stainless steel Bailer. Bailed 10 Gallons @ 11:11 hr. 80% H2O 20% PSH

Dpsh = Ø DTW = 68.11'

Sampled @ 11:15 hr.

3 x 40 mL VOA's / Hcl For BTEX 8260 Black H2O Strong Scheen & Hc odor

MPE-31: 4" MPE well

Dpsh = 64.36' DTW = 64.98'

PSH Thickness = 0.62'

Started bailing @ 11:31 w/ 3" Stainless Steel Bailer @ 11:37

6 Gallons purged. Dpsh = Ø

DTW = 68.45' Sampled.

@ 11:40 3 x 40 mL VOA's / Hcl For BTEX 8260

Location TWP Roswell Station 9 Date 04/23/15

Project / Client GW Monitoring 2015

EarthCon By: CMB Environmental & Geological Services, Inc.

Page 17 of 18

Calibration of YSI 556 MPS
Serial # 05F227.4AL
For GW Monitoring
@0615 hr 04/23/15
SC = 1413 CalTech 500mL 1413 ms/cm Expires 09/2/15
Initial: 1.367 ms/cm @ 17.34°C
Final: 1.413 ms/cm @ 17.40°C
@0616 hr. pH: 4.0 CalTech 4.0
500mL Expires 10/01/15
Initial: 7.0 = 7.13 @ 16.99°C
Final: 7.0 @ 17.16°C
pH 4.0 CalTech 500mL Expires 10/01/15
Initial @ 6:18 hr. 4.05 @ 17.18°C
Final: 4.00 @ 17.26°C
ORP: @ 6:21 hr. Aurical Co
500mL 100mv/ms Ag/AgCl
Expires 11/27/15
Initial @ 06:21 95.4mv @ 17.50°C
Final: 100.0mv @ 17:54°C
D.O. @ 06:25 8.32 mg/l
Initial: 8.37 mg/l Final 8.31 mg/l

04/09/15 –

Location TWP Roswell Station 9 Date 04/13/15

Project / Client SVE Air Sampling 2015

EarthCon By: CMB Environmental & Geological Services Inc.

Page 18 of 18

SVE Vaccums Collected with Magnehelic Vaccum gauge inches of Water 0" to 50" H2O

Air Samples Collected in Teldlar Bags via ~~Xitech~~ XiTech Instruments, Inc. Vaccum Box 1 Liter Teldlar Bag Air Sampler model 1060 Serial # 002966
PID Readings From Field Calibrated to 100ppm Isobutylene Mini-Rae Lite serial # 590-00861
Air Velocity & Flow measured with Calibrated to pipe diameter TSI model 9535 Serial # T9535092009
Velocicalc Flow meter

GROUNDWATER SAMPLING LOG

SITE NAME: TWP Roswell Station #9		SITE LOCATION: 6361 N Main St. Roswell NM 88201	
WELL NO: MW-41	SAMPLE ID: MW-41		DATE: 05/19/2015

PURGING DATA

WELL DIAMETER (inches): 2"	TUBING DIAMETER (inches): 1/2"	WELL SCREEN INTERVAL DEPTH: feet to feet	STATIC DEPTH TO WATER (feet): 56.58	PURGE PUMP TYPE OR BAILER: BP

WELL VOLUME PURGE: 1 WELL VOLUME = (TOTAL WELL DEPTH – STATIC DEPTH TO WATER) X WELL CAPACITY

= (70.06 ' feet – 56.58 feet) X 0.16 gallons/foot = 2.17 gallons

3 WELL VOLUMES = 6.51 gallons

EQUIPMENT VOLUME PURGE: 1 EQUIPMENT VOL. = PUMP VOLUME + (TUBING CAPACITY X TUBING LENGTH) + FLOW CELL VOLUME
(only fill out if applicable)

= gallons + (gallons/foot X feet) + gallons = gallons

INITIAL PUMP OR TUBING DEPTH IN WELL (feet):	FINAL PUMP OR TUBING DEPTH IN WELL (feet):	PURGING INITIATED AT:	PURGING ENDED AT:	TOTAL VOLUME PURGED (gallons):
58.49	58.49	0915	0936	6.50

TIME	VOLUME PURGED (gallons)	CUMUL. VOLUME PURGED (gallons)	PURGE RATE (gpm)	DEPTH TO WATER (feet)	pH (standard units)	TEMP. (°C)	COND (circle units) µmhos/cm or µS/cm	DISSOLVED OXYGEN (circle units) mg/L or % saturation	OXYGEN REDUCTION POTENTIAL (mV)	COLOR (describe)	ODOR (describe)
0915	Initial	0	0.33	56.68	7.18	17.44	3.582	7.92	-33.4	Clear	None
0918	1	1	0.33		6.62	16.96	3.548	~~8.04~~ 8.05	-6.3	Clear	None
0921	2	2	0.33		6.60	16.97	3.547	8.06	-4.7	Clear	None
0924	3	3	0.33		6.60	16.96	3.546	8.06	-4.6	Clear	None
0927	4	4	0.33		6.61	17.01	3.548	8.04	-4.6	Clear	None
0930	5	5	0.33		6.60	16.99	3.545	8.05	-4.7	Clear	None
0936	6.5	6.5	0.25		6.60	16.99	3.544	8.01	-4.6	Clear	None

INSTRUMENTS USED: YSI 556 MPS Serial # 05F2274AC

WELL CAPACITY (Gallons Per Foot) 0.75" = 0.02; 1" = 0.04; 1.25" = 0.06; 2" = 0.16; 3" = 0.37; 4" = 0.65; 5" = 1.02; 6" = 1.47; 12" = 5.88
TUBING INSIDE DIA. CAPACITY (Gal./Ft.): 1/8" = 0.0006; 3/16" = 0.0014; 1/4" = 0.0026; 5/16" = 0.004; 3/8" = 0.006; 1/2" = 0.010; 5/8" = 0.016

PURGING EQUIPMENT USED: B = Bailer; (BP) = Bladder Pump; ESP = Electric Submersible Pump; PP = Peristaltic Pump; O = Other (Specify)

SAMPLING DATA[1]

SAMPLED BY (PRINT) / AFFILIATION:	SAMPLER(S) SIGNATURE(S):	SAMPLING INITIATED AT:	SAMPLING ENDED AT:
Clayton M Barnhill / CMB		0937	0940

PUMP OR TUBING DEPTH IN WELL (feet):	TUBING MATERIAL CODE:	FIELD-FILTERED: Y (N) Filtration Equipment Type:	FILTER SIZE: ____ µm
	PE		

FIELD DECONTAMINATION: PUMP Y (N) TUBING Y (N) (replaced) DUPLICATE: Y (N)

SAMPLE CONTAINER SPECIFICATION				SAMPLE PRESERVATION					
SAMPLE ID CODE	# CONTAINERS	MATERIAL CODE	VOLUME	PRESERVATIVE USED	TOTAL VOL ADDED IN FIELD (mL)	FINAL pH	INTENDED ANALYSIS AND/OR METHOD	SAMPLING EQUIPMENT CODE	SAMPLE PUMP FLOW RATE (mL per minute)
MW-41	3	CG	40mL	HCl	120 mL	6.60	8260 VOCs	BP	0.25

REMARKS: Placed Purged H20 in' On-Site 55 Gallon Drum

MATERIAL CODES: AG = Amber Glass; CG = Clear Glass; PE = Polyethylene; PP = Polypropylene; S = Silicone; T = Teflon; O = Other (Specify)

SAMPLING EQUIPMENT CODES: APP = After Peristaltic Pump; B = Bailer; BP = Bladder Pump; ESP = Electric Submersible Pump; RFPP = Reverse Flow Peristaltic Pump; SM = Straw Method (Tubing Gravity Drain); O = Other (Specify)

NOTES: 1. Sample collection will occur after 3 well volumes are purged or after well stabilization:
STABILIZATION CRITERIA FOR RANGE OF VARIATION OF LAST THREE CONSECUTIVE READINGS:
pH: ≤ 10% units **Temperature:** ≤ 10% °C **Specific Conductance:** ≤ 10% µS/cm **Dissolved Oxygen:** all readings ≤ 10% mg/L
Oxygen Reduction Potential: ≤ 10% mV

Revision Date: October 22, 2013

GROUNDWATER SAMPLING LOG

SITE NAME:	TWP Roswell Station #9	SITE LOCATION:	6361 N. Main Street Roswell NM 88201
WELL NO:	MW-42	SAMPLE ID:	MW-42
DATE:	05/19/2015		

PURGING DATA

WELL DIAMETER (inches):	2"	TUBING DIAMETER (inches):	1/4"	WELL SCREEN INTERVAL DEPTH: feet to feet	STATIC DEPTH TO WATER (feet):	53.18	PURGE PUMP TYPE OR BAILER:	BP

WELL VOLUME PURGE: 1 WELL VOLUME = (TOTAL WELL DEPTH − STATIC DEPTH TO WATER) X WELL CAPACITY

= (75.95 feet − 53.18 feet) X 0.16 gallons/foot = 3.64 gallons

3 WELL VOLUMES = 10.92 gallons

EQUIPMENT VOLUME PURGE: 1 EQUIPMENT VOL. = PUMP VOLUME + (TUBING CAPACITY X TUBING LENGTH) + FLOW CELL VOLUME
(only fill out if applicable)

= gallons + (gallons/foot X feet) + gallons = gallons

INITIAL PUMP OR TUBING DEPTH IN WELL (feet):	64.03	FINAL PUMP OR TUBING DEPTH IN WELL (feet):	64.03'	PURGING INITIATED AT:	0837	PURGING ENDED AT:	0902	TOTAL VOLUME PURGED (gallons):	6.50

TIME	VOLUME PURGED (gallons)	CUMUL. VOLUME PURGED (gallons)	PURGE RATE (gpm)	DEPTH TO WATER (feet)	pH (standard units)	TEMP. (°C)	COND. (circle units) µmhos/cm or (µS/cm)	DISSOLVED OXYGEN (circle units) mg/L or % saturation	OXYGEN REDUCTION POTENTIAL (mV)	COLOR (describe)	ODOR (describe)
0837	Initial	0	0.33	53.18	6.60	17.08	3.682	8.31	-7.5	Clear	None
0850	1	1	0.33		6.56	16.46	3.679	8.40	-3.4	Clear	None
0857	2	2	0.50		6.40	16.43	3.673	8.40	6.2	Clear	None
0854	3	3	0.50		6.41	16.43	3.670	8.41	5.1	clear	None
0857	4	4	0.33		6.44	16.43	3.667	8.41	3.4	Clear	None
0901	6.50	6.50	0.40		6.48	16.46	3.665	8.39	1.7	Clear	None
					Parameters	Stabilized					

INSTRUMENTS USED: YSI 556 MPS Serial # 05F2274AL

WELL CAPACITY (Gallons Per Foot): 0.75" = 0.02; 1" = 0.04; 1.25" = 0.06; (2") = 0.16; 3" = 0.37; 4" = 0.65; 5" = 1.02; 6" = 1.47; 12" = 5.88

TUBING INSIDE DIA. CAPACITY (Gal./Ft.): 1/8" = 0.0006; 3/16" = 0.0014; 1/4" = 0.0026; 5/16" = 0.004; 3/8" = 0.006; 1/2" = 0.010; 5/8" = 0.016

PURGING EQUIPMENT USED: B = Bailer; (BP) = Bladder Pump; **ESP** = Electric Submersible Pump; PP = Peristaltic Pump; O = Other (Specify)

SAMPLING DATA[1]

SAMPLED BY (PRINT) / AFFILIATION:	Clayton M Bernhill / CMB	SAMPLER(S) SIGNATURE(S):		SAMPLING INITIATED AT:	902	SAMPLING ENDED AT:	0905
PUMP OR TUBING DEPTH IN WELL (feet):	64.03'	TUBING MATERIAL CODE:	PE	FIELD-FILTERED: Y (N) Filtration Equipment Type:		FILTER SIZE: ____ µm	
FIELD DECONTAMINATION: PUMP	Y (N)	TUBING	Y (N) (replaced)	DUPLICATE:	Y (N)		

SAMPLE CONTAINER SPECIFICATION				SAMPLE PRESERVATION			INTENDED ANALYSIS AND/OR METHOD	SAMPLING EQUIPMENT CODE	SAMPLE PUMP FLOW RATE (mL per minute)
SAMPLE ID CODE	# CONTAINERS	MATERIAL CODE	VOLUME	PRESERVATIVE USED	TOTAL VOL ADDED IN FIELD (mL)	FINAL pH			
MW-42	3	CG	40mL	HCL	120mL	6.48	8260	BP	0.400GPM

REMARKS: Placed Purged H2O in On-Site 55 gallon Drum

MATERIAL CODES: AG = Amber Glass; CG = Clear Glass; PE = Polyethylene; PP = Polypropylene; S = Silicone; T = Teflon; O = Other (Specify)

SAMPLING EQUIPMENT CODES: APP = After Peristaltic Pump; B = Bailer; (BP) = Bladder Pump; ESP = Electric Submersible Pump; RFPP = Reverse Flow Peristaltic Pump; SM = Straw Method (Tubing Gravity Drain); O = Other (Specify)

NOTES: 1. Sample collection will occur after 3 well volumes are purged or after well stabilization:
STABILIZATION CRITERIA FOR RANGE OF VARIATION OF LAST THREE CONSECUTIVE READINGS:
pH: ≤ 10% units **Temperature:** ≤ 10% °C **Specific Conductance:** ≤ 10% µS/cm **Dissolved Oxygen:** all readings ≤ 10% mg/L
Oxygen Reduction Potential: ≤ 10% mV

GROUNDWATER SAMPLING LOG

SITE NAME: TWP Roswell Station 9	SITE LOCATION 6381 North Main St. Roswell, NM 88201		
WELL NO: MW-21	SAMPLE ID: MW-21	DATE: 11/05/15	

PURGING DATA

WELL DIAMETER (inches): 2"	TUBING DIAMETER (inches): 1/2"	WELL SCREEN INTERVAL DEPTH: 54 feet to 74 feet	STATIC DEPTH TO WATER (feet): 66.15	~~PURGE PUMP TYPE~~ Bladder OR BAILER: Dedicated

WELL VOLUME PURGE: 1 WELL VOLUME = (TOTAL WELL DEPTH − STATIC DEPTH TO WATER) X WELL CAPACITY

= (75' feet − 66.15' feet) X 0.16 gallons/foot = 1.416 gallons

3 WELL VOLUMES = 4.24 gallons

EQUIPMENT VOLUME PURGE: 1 EQUIPMENT VOL. = PUMP VOLUME + (TUBING CAPACITY X TUBING LENGTH) + FLOW CELL VOLUME
(only fill out if applicable)

= gallons + (gallons/foot X feet) + gallons = gallons

INITIAL PUMP OR TUBING DEPTH IN WELL (feet):	FINAL PUMP OR TUBING DEPTH IN WELL (feet):	PURGING INITIATED AT:	PURGING ENDED AT:	TOTAL VOLUME PURGED (gallons):
68.21'	68.21'	12:54	13:26	3

TIME	VOLUME PURGED (gallons)	CUMUL. VOLUME PURGED (gallons)	PURGE RATE (gpm)	DEPTH TO WATER (feet)	pH (standard units)	TEMP. (°C)	COND. (circle units) µmhos/cm or ~~µS/cm~~	DISSOLVED OXYGEN (circle units) ~~mg/L~~ or % saturation	OXYGEN REDUCTION POTENTIAL (~~mV~~)	COLOR (describe)	ODOR (describe)
12:54	Initial	0	0.10	66.15'	7.10	17.69	3.289	5.33	-28.2	Clear	None
13:04	1	1	0.10	—	6.95	17.25	3.494	2.44	-20.9	Clear	Strong odor
13:15	2	2	0.10	—	6.97	16.86	3.511	2.74	-24.0	Clear	Strong
13:26	3	3	0.10	—	6.95	16.76	3.514	2.85	-21.5	Clear	Strong
	4.25	4.25		—							
				Well pumping dewn 3 gallons purged - slow recharge							
				parameters have stabilized - will sample.							

INSTRUMENTS USED: YSI 556 MPS Serial # 05F2274AL

WELL CAPACITY (Gallons Per Foot): 0.75" = 0.02; 1" = 0.04; 1.25" = 0.06; 2" = 0.16; 3" = 0.37; 4" = 0.65; 5" = 1.02; 6" = 1.47; 12" = 5.88
TUBING INSIDE DIA. CAPACITY (Gal./FL): 1/8" = 0.0008; 3/16" = 0.0014; 1/4" = 0.0026; 5/16" = 0.004; 3/8" = 0.006; 1/2" = 0.010; 5/8" = 0.016

PURGING EQUIPMENT USED: B = Bailer; ~~BP~~ = Bladder Pump; ESP = Electric Submersible Pump; PP = Peristaltic Pump; O = Other (Specify)

SAMPLING DATA[1]

SAMPLED BY (PRINT) / AFFILIATION	SAMPLER(S) SIGNATURE(S):	SAMPLING INITIATED AT:	SAMPLING ENDED AT:
Clayton McBurnett / CMB		13:26	1330

PUMP OR TUBING DEPTH IN WELL (feet):	TUBING MATERIAL CODE:	FIELD-FILTERED: Y (N) Filtration Equipment Type:	FILTER SIZE: ____ µm
68.21'	PE		

FIELD DECONTAMINATION: PUMP Y (N) TUBING Y (N) (replaced) DUPLICATE: Y (N)

SAMPLE CONTAINER SPECIFICATION				SAMPLE PRESERVATION					
SAMPLE ID CODE	# CONTAINERS	MATERIAL CODE	VOLUME	PRESERVATIVE USED	TOTAL VOL ADDED IN FIELD (mL)	FINAL pH	INTENDED ANALYSIS AND/OR METHOD	SAMPLING EQUIPMENT CODE	SAMPLE PUMP FLOW RATE (~~mL~~ per minute)
MW-21	3	CG	40mL	HCl	120 mL	6.95	BTEX 8260	BP	0.10

REMARKS:

MATERIAL CODES: AG = Amber Glass; CG = Clear Glass; PE = Polyethylene; PP = Polypropylene; S = Silicone; T = Teflon; O = Other (Specify)

SAMPLING EQUIPMENT CODES: APP = After Peristaltic Pump; B = Bailer; ~~BP~~ = Bladder Pump; ESP = Electric Submersible Pump; RFPP = Reverse Flow Peristaltic Pump; SM = Straw Method (Tubing Gravity Drain); O = Other (Specify)

NOTES: 1. Sample collection will occur after 3 well volumes are purged or after well stabilization:
STABILIZATION CRITERIA FOR RANGE OF VARIATION OF LAST THREE CONSECUTIVE READINGS:
pH: ≤ 10% units **Temperature:** ≤ 10% °C **Specific Conductance:** ≤ 10% µS/cm **Dissolved Oxygen:** all readings ≤ 10% mg/L
Oxygen Reduction Potential: ≤ 10% mV

GROUNDWATER SAMPLING LOG

SITE NAME: TWP Roswell Station 9		SITE LOCATION: 6381 N. Main Street Roswell, NM 88201
WELL NO: MW-27	SAMPLE ID: MW-27	DATE: 11/05/15

PURGING DATA

WELL DIAMETER (inches): 2"	TUBING DIAMETER (inches): N/A	WELL SCREEN INTERVAL DEPTH: 55 feet to 75 feet	STATIC DEPTH TO WATER (feet): 69.07'	PURGE PUMP TYPE OR BAILER: 1.5" Disposable

WELL VOLUME PURGE: 1 WELL VOLUME = (TOTAL WELL DEPTH – STATIC DEPTH TO WATER) X WELL CAPACITY

= (75 feet – 69.07' feet) X 0.16 gallons/foot = 0.94 gallons

3 WELL VOLUMES = 2.84 gallons

EQUIPMENT VOLUME PURGE: 1 EQUIPMENT VOL. = PUMP VOLUME + (TUBING CAPACITY X TUBING LENGTH) + FLOW CELL VOLUME
(only fill out if applicable)

= gallons + (gallons/foot X feet) + gallons = gallons

INITIAL PUMP OR TUBING DEPTH IN WELL (feet): N/A	FINAL PUMP OR TUBING DEPTH IN WELL (feet): N/A	PURGING INITIATED AT: 12:28	PURGING ENDED AT: 12:36	TOTAL VOLUME PURGED (gallons): 3

TIME	VOLUME PURGED (gallons)	CUMUL. VOLUME PURGED (gallons)	PURGE RATE (gpm)	DEPTH TO WATER (feet)	pH (standard units)	TEMP. (°C)	COND. (circle units) µmhos/cm or µS/cm	DISSOLVED OXYGEN (circle units) mg/L or % saturation	OXYGEN REDUCTION POTENTIAL (ORP) (mV)	COLOR (describe)	ODOR (describe)
12:28	Initial	0	0.25	69.07	6.62	17.41	3.334	1.89	-4.6	Clear	Strong HC
12:31	1	1	0.25	—	6.65	17.35	2.976	2.27	-5.5	Slight Black	Strong HC
12:33	2	1	0.25	—	6.66	17.27	3.420	2.01	-6.0	Slight Black	Strong HC
12:36	3	3	0.25	—	6.72	17.14	3.350	2.11	-9.6	Slight Black	Strong HC

INSTRUMENTS USED: YSI 556 MPS Serial # 05F 2274 AL

WELL CAPACITY (Gallons Per Foot): 0.75" = 0.02; 1" = 0.04; 1.25" = 0.06; 2" = 0.16; 3" = 0.37; 4" = 0.65; 5" = 1.02; 6" = 1.47; 12" = 5.88
TUBING INSIDE DIA. CAPACITY (Gal./Ft.): 1/8" = 0.0006; 3/16" = 0.0014; 1/4" = 0.0026; 5/16" = 0.004; 3/8" = 0.006; 1/2" = 0.010; 5/8" = 0.016

PURGING EQUIPMENT USED: B = Bailer; BP = Bladder Pump; ESP = Electric Submersible Pump; PP = Peristaltic Pump; O = Other (Specify)

SAMPLING DATA[1]

SAMPLED BY (PRINT) / AFFILIATION: Clayton M Burchill / CMS	SAMPLER(S) SIGNATURE(S):	SAMPLING INITIATED AT: 12:40	SAMPLING ENDED AT: 12:45

PUMP OR TUBING DEPTH IN WELL (feet):	TUBING MATERIAL CODE:	FIELD-FILTERED: Y (N) Filtration Equipment Type:	FILTER SIZE: ____ µm

FIELD DECONTAMINATION: PUMP Y (N) TUBING Y (N) (replaced) DUPLICATE: Y (N)

SAMPLE CONTAINER SPECIFICATION				SAMPLE PRESERVATION					
SAMPLE ID CODE	# CONTAINERS	MATERIAL CODE	VOLUME	PRESERVATIVE USED	TOTAL VOL ADDED IN FIELD (mL)	FINAL pH	INTENDED ANALYSIS AND/OR METHOD	SAMPLING EQUIPMENT CODE	SAMPLE PUMP FLOW RATE (mL per minute)
MW-27	3	CG	40mL	HCl	120 mL	<2	BTEX 8260	B	0.25

REMARKS:

MATERIAL CODES: AG = Amber Glass; CG = Clear Glass; PE = Polyethylene; PP = Polypropylene; S = Silicone; T = Teflon; O = Other (Specify)

SAMPLING EQUIPMENT CODES: APP = After Peristaltic Pump, (B = Bailer; BP = Bladder Pump; ESP = Electric Submersible Pump; RFPP = Reverse Flow Peristaltic Pump; SM = Straw Method (Tubing Gravity Drain); O = Other (Specify)

NOTES: 1. Sample collection will occur after 3 well volumes are purged or after well stabilization:
STABILIZATION CRITERIA FOR RANGE OF VARIATION OF LAST THREE CONSECUTIVE READINGS:
pH: ≤ 10% units **Temperature:** ≤ 10% °C **Specific Conductance:** ≤ 10% µS/cm **Dissolved Oxygen:** all readings ≤ 10% mg/L
Oxygen Reduction Potential: ≤ 10% mV

Revision Date: October 22, 2013

GROUNDWATER SAMPLING LOG

SITE NAME:	TWP Roswell Station 9	SITE LOCATION	6381 N. Main St. Fisher, NM 88240
WELL NO:	MW-29	SAMPLE ID:	MW-29
DATE:	11/05/15		

PURGING DATA

WELL DIAMETER (inches):	2"	TUBING DIAMETER (inches):	½"	WELL SCREEN INTERVAL DEPTH:	60 feet to 75 feet	STATIC DEPTH TO WATER (feet):	69.90'	PURGE PUMP TYPE OR BAILER:	BP dedicated

WELL VOLUME PURGE: 1 WELL VOLUME = (TOTAL WELL DEPTH − STATIC DEPTH TO WATER) X WELL CAPACITY

= (74.45' feet − 69.90' feet) X 0.16 gallons/foot = 0.728 gallons

3 WELL VOLUMES = 2.18 gallons

EQUIPMENT VOLUME PURGE: 1 EQUIPMENT VOL. = PUMP VOLUME + (TUBING CAPACITY X TUBING LENGTH) + FLOW CELL VOLUME
(only fill out if applicable)

= gallons + (gallons/foot X feet) + gallons = gallons

INITIAL PUMP OR TUBING DEPTH IN WELL (feet):	68.87	FINAL PUMP OR TUBING DEPTH IN WELL (feet):	68.87'	PURGING INITIATED AT:	11:24	PURGING ENDED AT:	12:15	TOTAL VOLUME PURGED (gallons)	2.0

TIME	VOLUME PURGED (gallons)	CUMUL VOLUME PURGED (gallons)	PURGE RATE (gpm)	DEPTH TO WATER (feet)	pH (standard units)	TEMP. (°C)	COND. (circle units) µmhos/cm or mS/cm	DISSOLVED OXYGEN (circle units) mg/L or % saturation	OXYGEN REDUCTION POTENTIAL (ORP) (mV)	COLOR (describe)	ODOR (describe)
11:24	Initial	0	0.03	69.90'	6.96	17.57	3.154	4.27	-21.1	Clear	None
11:36	0.50	0.5	0.03	—	6.76	17.28	2.954	3.24	-16.1	Clear	None
11:55	1.0	1.0	0.03	—	6.81	16.80	3.020	1.97	-14.7	Clear	None
12:05	1.5	1.5	0.03	—	6.81	16.83	3.022	1.90	-14.3	Clear	None
12:15	2.0	2.0	0.03	—	6.81	16.85	3.020	1.86	-14.4	Clear	None

INSTRUMENTS USED: YSI 556 MPS Serial # 05F2274AL

WELL CAPACITY (Gallons Per Foot): 0.75" = 0.02; 1" = 0.04; 1.25" = 0.06; 2" = 0.16; 3" = 0.37; 4" = 0.65; 5" = 1.02; 6" = 1.47; 12" = 5.88
TUBING INSIDE DIA. CAPACITY (Gal./Ft.): 1/8" = 0.0006; 3/16" = 0.0014; 1/4" = 0.0026; 5/16" = 0.004; 3/8" = 0.006; 1/2" = 0.010; 5/8" = 0.016

PURGING EQUIPMENT USED: B = Bailer; BP = Bladder Pump; ESP = Electric Submersible Pump; PP = Peristaltic Pump; O = Other (Specify)

SAMPLING DATA[1]

SAMPLED BY (PRINT) / AFFILIATION:	Clayton M Barnhill / CMB	SAMPLER(S) SIGNATURE(S):		SAMPLING INITIATED AT:	12:15	SAMPLING ENDED AT:	12:17
PUMP OR TUBING DEPTH IN WELL (feet):	68.87'	TUBING MATERIAL CODE:	PE	FIELD-FILTERED: Y (N) Filtration Equipment Type:		FILTER SIZE: ____ µm	
FIELD DECONTAMINATION: PUMP	Y (N)	TUBING	Y (N) (replaced)	DUPLICATE:	Y (N)		

SAMPLE CONTAINER SPECIFICATION				SAMPLE PRESERVATION					
SAMPLE ID CODE	# CONTAINERS	MATERIAL CODE	VOLUME	PRESERVATIVE USED	TOTAL VOL ADDED IN FIELD (mL)	FINAL pH	INTENDED ANALYSIS AND/OR METHOD	SAMPLING EQUIPMENT CODE	SAMPLE PUMP FLOW RATE (mL per minute)
MW-29	3	CG	40mL	HCl	120 mL	6.81	BTEX 8260	BP	0.03

REMARKS:

MATERIAL CODES: AG = Amber Glass; (CG) Clear Glass; PE = Polyethylene; PP = Polypropylene; S = Silicone; T = Teflon; O = Other (Specify)

SAMPLING EQUIPMENT CODES: APP = After Peristaltic Pump; B = Bailer; (BP) Bladder Pump; ESP = Electric Submersible Pump; RFPP = Reverse Flow Peristaltic Pump; SM = Straw Method (Tubing Gravity Drain); O = Other (Specify)

NOTES: 1. Sample collection will occur after 3 well volumes are purged or after well stabilization:
STABILIZATION CRITERIA FOR RANGE OF VARIATION OF LAST THREE CONSECUTIVE READINGS:

pH: ≤ 10% units **Temperature:** ≤ 10% °C **Specific Conductance:** ≤ 10% µS/cm **Dissolved Oxygen:** all readings ≤ 10% mg/L
Oxygen Reduction Potential: ≤ 10% mV

GROUNDWATER SAMPLING LOG

SITE NAME: TWP Roswell Station 9		SITE LOCATION: 6381 N. Main St. Roswell, NM 88201	
WELL NO: MW-32	SAMPLE ID: MW-32		DATE: 11/05/15

PURGING DATA

WELL DIAMETER (inches): 2"	TUBING DIAMETER (inches): 1/2"	WELL SCREEN INTERVAL DEPTH: 60 feet to 75 feet	STATIC DEPTH TO WATER (feet): 67.51	PURGE PUMP TYPE OR BAILER: ~~PP~~ Dedicated

WELL VOLUME PURGE: 1 WELL VOLUME = (TOTAL WELL DEPTH – STATIC DEPTH TO WATER) X WELL CAPACITY

= (74.20' feet – 67.51' feet) X 0.16 gallons/foot = 1.33 4.01 gallons

3 WELL VOLUMES = 4.01 gallons

EQUIPMENT VOLUME PURGE: 1 EQUIPMENT VOL. = PUMP VOLUME + (TUBING CAPACITY X TUBING LENGTH) + FLOW CELL VOLUME
(only fill out if applicable)

= gallons + (gallons/foot X feet) + gallons = gallons

INITIAL PUMP OR TUBING DEPTH IN WELL (feet):	FINAL PUMP OR TUBING DEPTH IN WELL (feet):	PURGING INITIATED AT:	PURGING ENDED AT:	TOTAL VOLUME PURGED (gallons):
68.61	68.61	10:40	11:04	4

TIME	VOLUME PURGED (gallons)	CUMUL. VOLUME PURGED (gallons)	PURGE RATE (gpm)	DEPTH TO WATER (feet)	pH (standard units)	TEMP. (°C)	COND (circle units) µmhos/cm or µS/cm	DISSOLVED OXYGEN (circle units) mg/L or % saturation	OXYGEN REDUCTION POTENTIAL (circle) mV	COLOR (describe)	ODOR (describe)
10:40	Initial	0	0.17	67.51	7.19	17.25	3.411	6.52	-32.7	Clear	None
10:46	1	1	0.17	—	6.87	17.28	3.257	6.56	-17.1	Clear	None
10:52	2	2	0.17	—	6.85	17.25	3.271	6.87	-17.4	Clear	None
10:58	3	3	0.17	—	6.89	17.25	3.278	6.89	-18.6	Clear	None
11:04	4	4	0.17	—	6.90	17.25	3.282	6.90	-19.1	Clear	None
		5									

INSTRUMENTS USED: YSI 556 MPS Serial # 05F2274AL

WELL CAPACITY (Gallons Per Foot): 0.75" = 0.02; 1" = 0.04; 1.25" = 0.06; 2" = 0.16; 3" = 0.37; 4" = 0.65; 5" = 1.02; 6" = 1.47; 12" = 5.88
TUBING INSIDE DIA. CAPACITY (Gal./Ft.): 1/8" = 0.0006; 3/16" = 0.0014; 1/4" = 0.0026; 5/16" = 0.004; 3/8" = 0.006; 1/2" = 0.010; 5/8" = 0.016

PURGING EQUIPMENT USED: B = Bailer; (BP) = Bladder Pump; ESP = Electric Submersible Pump; PP = Peristaltic Pump; O = Other (Specify)

SAMPLING DATA[1]

SAMPLED BY (PRINT) / AFFILIATION	SAMPLER(S) SIGNATURE(S):	SAMPLING INITIATED AT:	SAMPLING ENDED AT:
Clayton M Burnhill, CMB		11:04	11:05

PUMP OR TUBING DEPTH IN WELL (feet):	TUBING MATERIAL CODE:	FIELD-FILTERED: Y (N) Filtration Equipment Type:	FILTER SIZE: ____ µm
68.61	PE		

FIELD DECONTAMINATION: PUMP Y (N) TUBING Y (N) (replaced) DUPLICATE: Y (N)

SAMPLE CONTAINER SPECIFICATION				SAMPLE PRESERVATION HCL					
SAMPLE ID CODE	# CONTAINERS	MATERIAL CODE	VOLUME	PRESERVATIVE USED	TOTAL VOL ADDED IN FIELD (mL)	FINAL pH	INTENDED ANALYSIS AND/OR METHOD	SAMPLING EQUIPMENT CODE	SAMPLE PUMP FLOW RATE (mL per minute)
MW-32	3	CG	40mL	HCL	120mL	6.90	BTEX 8260	BP	0.17

REMARKS:

MATERIAL CODES: AG = Amber Glass; (CG) = Clear Glass; PE = Polyethylene; PP = Polypropylene; S = Silicone; T = Teflon; O = Other (Specify)

SAMPLING EQUIPMENT CODES: APP = After Peristaltic Pump; B = Bailer; BP = Bladder Pump; ESP = Electric Submersible Pump; RFPP = Reverse Flow Peristaltic Pump; SM = Straw Method (Tubing Gravity Drain); O = Other (Specify)

NOTES: 1. Sample collection will occur after 3 well volumes are purged or after well stabilization:
STABILIZATION CRITERIA FOR RANGE OF VARIATION OF LAST THREE CONSECUTIVE READINGS:
pH: ≤ 10% units **Temperature:** ≤ 10% °C **Specific Conductance:** ≤ 10% µS/cm **Dissolved Oxygen:** all readings ≤ 10% mg/L
Oxygen Reduction Potential: ≤ 10% mV

GROUNDWATER SAMPLING LOG

SITE NAME: Twp Roswell Station 9	SITE LOCATION: 6381 N. Main St, Roswell, NM 88201
WELL NO: MW-34	SAMPLE ID: MW-34
DATE: 11/05/2015	

PURGING DATA

WELL DIAMETER (inches): 2"	TUBING DIAMETER (inches): 1/2"	WELL SCREEN INTERVAL DEPTH: 49 feet to 79 feet	STATIC DEPTH TO WATER (feet): 64.21	~~PURGE PUMP TYPE~~ OR BAILER: BP Dedicated

WELL VOLUME PURGE: 1 WELL VOLUME = (TOTAL WELL DEPTH – STATIC DEPTH TO WATER) X WELL CAPACITY

= (75.75' feet – 64.20' feet) X 0.16 gallons/foot = 1.84 gallons

3 WELL VOLUMES = 5.54 gallons

EQUIPMENT VOLUME PURGE: 1 EQUIPMENT VOL. = PUMP VOLUME + (TUBING CAPACITY X TUBING LENGTH) + FLOW CELL VOLUME
(only fill out if applicable)

= gallons + (gallons/foot X feet) + gallons = gallons

INITIAL PUMP OR TUBING DEPTH IN WELL (feet): 67.0	FINAL PUMP OR TUBING DEPTH IN WELL (feet): 67.0	PURGING INITIATED AT: 0915	PURGING ENDED AT: 0941	TOTAL VOLUME PURGED (gallons): 5.5

TIME	VOLUME PURGED (gallons)	CUMUL. VOLUME PURGED (gallons)	PURGE RATE (gpm)	DEPTH TO WATER (feet)	pH (standard units)	TEMP. (°C)	COND (circle units) µmhos/cm or µS/cm	DISSOLVED OXYGEN (circle units) mg/L or % saturation	OXYGEN REDUCTION POTENTIAL (circle units) pH mV)	COLOR (describe)	ODOR (describe)
0915	Initial	0	0.125	64.20	6.91	16.02	3.958	4.76	-19.1	Clear	None
0923	1	1	0.125	—	6.89	16.98	3.839	2.13	-18.3	Clear	None
0928	2	2	0.20	—	6.91	16.95	3.831	2.16	-18.7	Clear	None
0933	3	3	0.20	—	6.90	16.99	3.829	2.18	-19.4	Clear	None
0937	4	4	0.25	—	6.89	16.90	3.827	2.23	-18.3	Clear	None
0940	5	5	0.33	—	6.92	16.92	3.825	2.20	-20.1	Clear	None
0941	5.50	5.50	0.33		6.91	16.45	3.825	2.18	-19.0	Clear	None

INSTRUMENTS USED: YSI 556 MPS Serial # 65F2274AL

WELL CAPACITY (Gallons Per Foot): 0.75" = 0.02; 1" = 0.04; 1.25" = 0.06; 2" = 0.16; 3" = 0.37; 4" = 0.65; 5" = 1.02; 6" = 1.47; 12" = 5.88
TUBING INSIDE DIA. CAPACITY (Gal./Ft.): 1/8" = 0.0006; 3/16" = 0.0014; 1/4" = 0.0026; 5/16" = 0.004; 3/8" = 0.006; 1/2" = 0.010; 5/8" = 0.016

PURGING EQUIPMENT USED: B = Bailer; (BP) = Bladder Pump; ESP = Electric Submersible Pump; PP = Peristaltic Pump; O = Other (Specify)

SAMPLING DATA[1]

SAMPLED BY (PRINT) / AFFILIATION: Clayton M Barnhill / Cma	SAMPLER(S) SIGNATURE(S):	SAMPLING INITIATED AT: 0942	SAMPLING ENDED AT: 0947
PUMP OR TUBING DEPTH IN WELL (feet): 67.0	TUBING MATERIAL CODE: PE	FIELD-FILTERED: Y (N) Filtration Equipment Type:	FILTER SIZE: ____ µm
FIELD DECONTAMINATION: PUMP Y (N)	TUBING Y (N) (replaced)	DUPLICATE: (Y) N	

SAMPLE CONTAINER SPECIFICATION				SAMPLE PRESERVATION			INTENDED ANALYSIS AND/OR METHOD	SAMPLING EQUIPMENT CODE	SAMPLE PUMP FLOW RATE (mL per minute)
SAMPLE ID CODE	# CONTAINERS	MATERIAL CODE	VOLUME	PRESERVATIVE USED	TOTAL VOL ADDED IN FIELD (mL)	FINAL pH			
MW-34	3	CG	40mL	HCl	120 mL	6.91	BTEX 8260	BP	0.33
MW-34 Duplicate	3	CG	40mL	HCl	120 mL	6.91	BTEX 8260	BP	0.33

REMARKS:

MATERIAL CODES: AG = Amber Glass; CG = Clear Glass; PE = Polyethylene; PP = Polypropylene; S = Silicone; T = Teflon; O = Other (Specify)

SAMPLING EQUIPMENT CODES: APP = After Peristaltic Pump; B = Bailer; BP = Bladder Pump; ESP = Electric Submersible Pump; RFPP = Reverse Flow Peristaltic Pump; SM = Straw Method (Tubing Gravity Drain); O = Other (Specify)

NOTES: 1. Sample collection will occur after 3 well volumes are purged or after well stabilization:
STABILIZATION CRITERIA FOR RANGE OF VARIATION OF LAST THREE CONSECUTIVE READINGS:
pH: ≤ 10% units **Temperature:** ≤ 10% °C **Specific Conductance:** ≤ 10% µS/cm **Dissolved Oxygen:** all readings ≤ 10% mg/L
Oxygen Reduction Potential: ≤ 10% mV

Revision Date: October 22, 2013

GROUNDWATER SAMPLING LOG

SITE NAME: Twp Roswell Station 9		SITE LOCATION: 6381 N. Main St. Roswell, NM 88201	
WELL NO: MW-35	SAMPLE ID: MW-35		DATE: 11/05/15

PURGING DATA

WELL DIAMETER (inches): 2"	TUBING DIAMETER (inches): 1/2"	WELL SCREEN INTERVAL DEPTH: 49 feet to 79 feet	STATIC DEPTH TO WATER (feet): 61.17'	~~PURGE PUMP TYPE~~ OR BAILER: BP Dedicated

WELL VOLUME PURGE: 1 WELL VOLUME = (TOTAL WELL DEPTH – STATIC DEPTH TO WATER) X WELL CAPACITY

= (76.71' feet – 61.17' feet) X 0.16 gallons/foot = 2.48 gallons

3 WELL VOLUMES = 7.45 gallons

EQUIPMENT VOLUME PURGE: 1 EQUIPMENT VOL. = PUMP VOLUME + (TUBING CAPACITY X TUBING LENGTH) + FLOW CELL VOLUME
(only fill out if applicable)

= gallons + (gallons/foot X feet) + gallons = gallons

INITIAL PUMP OR TUBING DEPTH IN WELL (feet):	FINAL PUMP OR TUBING DEPTH IN WELL (feet):	PURGING INITIATED AT:	PURGING ENDED AT:	TOTAL VOLUME PURGED (gallons):
61.05	61.05	0955	10:25	~~7.50~~ 4.00

TIME	VOLUME PURGED (gallons)	CUMUL. VOLUME PURGED (gallons)	PURGE RATE (gpm)	DEPTH TO WATER (feet)	pH (standard units)	TEMP. (°C)	COND. (circle units) µmhos/cm or (µS/cm)	DISSOLVED OXYGEN (circle units) (mg/L) or % saturation	OXYGEN REDUCTION POTENTIAL ~~pH~~ (mV)	COLOR (describe)	ODOR (describe)
0955	Initial	0	0.07	61.17	7.05	16.60	3.919	4.89	-27.5	clear	none
10:10	1	1	0.07	–	7.04	17.57	4.065	6.27	-25.2	clear	none
10:15	2	2	0.20	–	6.98	17.59	4.074	6.98	-23.4	clear	none
10:20	3	3	0.20	–	6.97	17.62	4.081	6.30	-22.9	clear	none
10:25	4	4	0.20	–	6.96	17.61	4.090	6.23	-22.6	clear	none
	5	5	0.20	–	@ 10:25 well purged down - parameters						
	6	6	0.20	–	stabilized - will take sample						
	7	7	0.20	–							
	7.50	7.50	0.20	–							

INSTRUMENTS USED: YSI 556 MPS Serial # 05F2274AC

WELL CAPACITY (Gallons Per Foot): 0.75" = 0.02; 1" = 0.04; 1.25" = 0.06; 2" = 0.16; 3" = 0.37; 4" = 0.65; 5" = 1.02; 6" = 1.47; 12" = 5.88
TUBING INSIDE DIA. CAPACITY (Gal./Ft.): 1/8" = 0.0006; 3/16" = 0.0014; 1/4" = 0.0026; 5/16" = 0.004; 3/8" = 0.006; 1/2" = 0.010; 5/8" = 0.016

PURGING EQUIPMENT USED: B = Bailer; (BP) = Bladder Pump; ESP = Electric Submersible Pump; PP = Peristaltic Pump; O = Other (Specify)

SAMPLING DATA[1]

SAMPLED BY (PRINT) / AFFILIATION:	SAMPLER(S) SIGNATURE(S):	SAMPLING INITIATED AT:	SAMPLING ENDED AT:
Clayton M Barabin / CMB		10:25	10:27

PUMP OR TUBING DEPTH IN WELL (feet):	TUBING MATERIAL CODE:	FIELD-FILTERED: Y (N) Filtration Equipment Type:	FILTER SIZE: ____ µm
61.05'	PE		

FIELD DECONTAMINATION: PUMP Y (N) TUBING Y (N) (replaced) DUPLICATE: Y (N)

SAMPLE CONTAINER SPECIFICATION				SAMPLE PRESERVATION					
SAMPLE ID CODE	# CONTAINERS	MATERIAL CODE	VOLUME	PRESERVATIVE USED	TOTAL VOL ADDED IN FIELD (mL)	FINAL pH	INTENDED ANALYSIS AND/OR METHOD	SAMPLING EQUIPMENT CODE	SAMPLE PUMP FLOW RATE (mL per minute)
MW-35	3	CG	40mL	HCl	120 mL	6.96	BTEX 8260	BP	0.07 - 0.2

REMARKS:

MATERIAL CODES: (AG) = Amber Glass; CG = Clear Glass; PE = Polyethylene; PP = Polypropylene; S = Silicone; T = Teflon; O = Other (Specify)

SAMPLING EQUIPMENT CODES: APP = After Peristaltic Pump; B = Bailer; (BP) = Bladder Pump; ESP = Electric Submersible Pump; RFPP = Reverse Flow Peristaltic Pump; SM = Straw Method (Tubing Gravity Drain); O = Other (Specify)

NOTES: 1. Sample collection will occur after 3 well volumes are purged or after well stabilization: ✓

STABILIZATION CRITERIA FOR RANGE OF VARIATION OF LAST THREE CONSECUTIVE READINGS:

pH: ≤ 10% units **Temperature:** ≤ 10% °C **Specific Conductance:** ≤ 10% µS/cm **Dissolved Oxygen:** all readings ≤ 10% mg/L
Oxygen Reduction Potential: ≤ 10% mV

GROUNDWATER SAMPLING LOG

SITE NAME:	Twp Roswell Station 9	SITE LOCATION:	6381 N. Main Street Roswell, NM 88201
WELL NO:	MW-37	SAMPLE ID:	MW-37
DATE:	11/05/2015		

PURGING DATA

WELL DIAMETER (inches):	2"	TUBING DIAMETER (inches):	1/4"	WELL SCREEN INTERVAL DEPTH:	50 feet to 70 feet	STATIC DEPTH TO WATER (feet):	59.31	PURGE PUMP TYPE OR BAILER:	Dedicated Bladder

WELL VOLUME PURGE: 1 WELL VOLUME = (TOTAL WELL DEPTH – STATIC DEPTH TO WATER) X WELL CAPACITY

= (69.61 feet – 59.31 feet) X 0.16 gallons/foot = 1.64 gallons

3 WELL VOLUMES = 4.94 gallons

EQUIPMENT VOLUME PURGE: 1 EQUIPMENT VOL. = PUMP VOLUME + (TUBING CAPACITY X TUBING LENGTH) + FLOW CELL VOLUME
(only fill out if applicable)

= gallons + (gallons/foot X feet) + gallons = gallons

INITIAL PUMP OR TUBING DEPTH IN WELL (feet):	64.20'	FINAL PUMP OR TUBING DEPTH IN WELL (feet):	64.20'	PURGING INITIATED AT:	0842	PURGING ENDED AT:	0859	TOTAL VOLUME PURGED (gallons):	5.0

TIME	VOLUME PURGED (gallons)	CUMUL. VOLUME PURGED (gallons)	PURGE RATE (gpm)	DEPTH TO WATER (feet)	pH (standard units)	TEMP. (°C)	COND. (circle units) µmhos/cm or µS/cm	DISSOLVED OXYGEN (circle units) (mg/L) or % saturation	OXYGEN REDUCTION POTENTIAL (mV)	COLOR (describe)	ODOR (describe)
0842	Initial	0	0.20	59.31	6.39	16.91	3.928	5.68	2.0	Clear	None
0847	1	1	0.20	—	6.75	16.75	3.962	3.84	-10.9	Clear	None
0850	2	2	0.33	—	6.79	16.73	3.950	3.98	-13.7	Clear	None
0857	3	3	0.50	—	6.81	16.73	3.951	3.95	-14.6	Clear	None
0855	4	4	0.33	—	6.83	16.75	3.955	4.39	-15.6	Clear	None
0859	5	5	0.25	—	6.84	16.75	3.956	4.24	-16.1	Clear	None

INSTRUMENTS USED: YSI 556 MPS Serial # 05F2274AC

WELL CAPACITY (Gallons Per Foot): 0.75" = 0.02; 1" = 0.04; 1.25" = 0.06; 2" = 0.16; 3" = 0.37; 4" = 0.65; 5" = 1.02; 6" = 1.47; 12" = 5.88
TUBING INSIDE DIA. CAPACITY (Gal./Ft.): 1/8" = 0.0006; 3/16" = 0.0014; 1/4" = 0.0026; 5/16" = 0.004; 3/8" = 0.006; 1/2" = 0.010; 5/8" = 0.016

PURGING EQUIPMENT USED: B = Bailer; (BP) Bladder Pump; ESP = Electric Submersible Pump; PP = Peristaltic Pump; O = Other (Specify)

SAMPLING DATA[1]

SAMPLED BY (PRINT) / AFFILIATION:	Christian Barnhill / CMB	SAMPLER(S) SIGNATURE(S):		SAMPLING INITIATED AT:	0900	SAMPLING ENDED AT:	0902
PUMP OR TUBING DEPTH IN WELL (feet):	64.20'	TUBING MATERIAL CODE:	PE	FIELD-FILTERED: Y (N) Filtration Equipment Type:		FILTER SIZE: ____ µm	
FIELD DECONTAMINATION: PUMP	Y (N)	TUBING	Y (N/A placed)	DUPLICATE:	Y (N)		

SAMPLE CONTAINER SPECIFICATION				SAMPLE PRESERVATION: HCl					
SAMPLE ID CODE	# CONTAINERS	MATERIAL CODE	VOLUME	PRESERVATIVE USED	TOTAL VOL ADDED IN FIELD (mL)	FINAL pH	INTENDED ANALYSIS AND/OR METHOD	SAMPLING EQUIPMENT CODE	SAMPLE PUMP FLOW RATE (mL per minute)
MW-37	3	CG	40mL	HCl	120	6.84	BTEX 8260	BP	0.25 GPM

REMARKS:

MATERIAL CODES: AG = Amber Glass; (CG) Clear Glass; PE = Polyethylene; PP = Polypropylene; S = Silicone; T = Teflon; O = Other (Specify)

SAMPLING EQUIPMENT CODES: APP = After Peristaltic Pump; B = Bailer; (BP) Bladder Pump; ESP = Electric Submersible Pump; RFPP = Reverse Flow Peristaltic Pump; SM = Straw Method (Tubing Gravity Drain); O = Other (Specify)

NOTES: 1. Sample collection will occur after 3 well volumes are purged or after well stabilization:
STABILIZATION CRITERIA FOR RANGE OF VARIATION OF LAST THREE CONSECUTIVE READINGS:
pH: ≤ 10% units **Temperature:** ≤ 10% °C **Specific Conductance:** ≤ 10% µS/cm **Dissolved Oxygen:** all readings ≤ 10% mg/L
Oxygen Reduction Potential: ≤ 10% mV

GROUNDWATER SAMPLING LOG

SITE NAME: TWP Roswell Station 9		SITE LOCATION: 6381 N. Main Street Roswell, NM 88201	
WELL NO: MW-13	SAMPLE ID: MW-13		DATE: 11/05/15

PURGING DATA

WELL DIAMETER (inches): 2"	TUBING DIAMETER (inches): 1/2"	WELL SCREEN INTERVAL DEPTH: 57 feet to 72 feet	STATIC DEPTH TO WATER (feet): 65.13	PURGE PUMP TYPE OR BAILER: Bladder Dedicated

WELL VOLUME PURGE: 1 WELL VOLUME = (TOTAL WELL DEPTH (feet) – STATIC DEPTH TO WATER) X WELL CAPACITY

= (72 feet – 65.13 feet) X 0.16 gallons/foot = 1.09 gallons

3 WELL VOLUMES = 3.29 gallons

EQUIPMENT VOLUME PURGE: 1 EQUIPMENT VOL. = PUMP VOLUME + (TUBING CAPACITY X TUBING LENGTH) + FLOW CELL VOLUME
(only fill out if applicable)

= gallons + (gallons/foot X feet) + gallons = gallons

INITIAL PUMP OR TUBING DEPTH IN WELL (feet):	FINAL PUMP OR TUBING DEPTH IN WELL (feet):	PURGING INITIATED AT:	PURGING ENDED AT:	TOTAL VOLUME PURGED (gallons):
65.65	65.65	13:38	14:15	3

TIME	VOLUME PURGED (gallons)	CUMUL. VOLUME PURGED (gallons)	PURGE RATE (gpm)	DEPTH TO WATER (feet)	pH (standard units)	TEMP. (°C)	COND. (circle units) µmhos/cm or µS/cm	DISSOLVED OXYGEN (circle units) mg/L or % saturation	OXYGEN REDUCTION POTENTIAL (mV)	COLOR (describe)	ODOR (describe)
13:38	Initial	0	0.08	65.13	7.06	17.09	3.709	4.75	-27.9	Clear	None
13:50	1	1	0.08	—	6.98	18.86	3.930	4.54	-22.5	Clear	None
14:02	2	2	0.08	—	6.97	18.85	3.938	4.68	-23.0	Clear	None
14:15	3	3	0.08	—	6.98	18.79	3.937	4.74	-22.8	Clear	None
	3.50	3.50									
					~ 3.6 gallons purged well pumping down- parameters have stabilized – will sample.						

INSTRUMENTS USED: YSI 556 MPS Serial # 05F2274AC

WELL CAPACITY (Gallons Per Foot): 0.75" = 0.02; 1" = 0.04; 1.25" = 0.06; 2" = 0.16; 3" = 0.37; 4" = 0.65; 5" = 1.02; 6" = 1.47; 12" = 5.88
TUBING INSIDE DIA. CAPACITY (Gal./Ft.): 1/8" = 0.0006; 3/16" = 0.0014; 1/4" = 0.0026; 5/16" = 0.004; 3/8" = 0.006; 1/2" = 0.010; 5/8" = 0.016

PURGING EQUIPMENT USED: B = Bailer; BP = Bladder Pump; ESP = Electric Submersible Pump; PP = Peristaltic Pump; O = Other (Specify)

SAMPLING DATA[1]

SAMPLED BY (PRINT) / AFFILIATION:	SAMPLER(S) SIGNATURE(S):	SAMPLING INITIATED AT:	SAMPLING ENDED AT:
Clayton McBarnhill / CMB		14:15	14:18

PUMP OR TUBING DEPTH IN WELL (feet):	TUBING MATERIAL CODE: PE	FIELD-FILTERED: Y (N) Filtration Equipment Type:	FILTER SIZE: ____ µm

FIELD DECONTAMINATION: PUMP Y (N) TUBING Y (N) (replaced) DUPLICATE: Y (N)

SAMPLE CONTAINER SPECIFICATION				SAMPLE PRESERVATION					
SAMPLE ID CODE	# CONTAINERS	MATERIAL CODE	VOLUME	PRESERVATIVE USED	TOTAL VOL ADDED IN FIELD (mL)	FINAL pH	INTENDED ANALYSIS AND/OR METHOD	SAMPLING EQUIPMENT CODE	SAMPLE PUMP FLOW RATE (mL per minute)
MW-13	3	CG	40mL	HCL	120 mL	6.98	BTEX 8260	BP	0.08

REMARKS:

MATERIAL CODES: AG = Amber Glass; CG = Clear Glass; PE = Polyethylene; PP = Polypropylene; S = Silicone; T = Teflon; O = Other (Specify)

SAMPLING EQUIPMENT CODES: APP = After Peristaltic Pump; B = Bailer; BP = Bladder Pump; ESP = Electric Submersible Pump; RFPP = Reverse Flow Peristaltic Pump; SM = Straw Method (Tubing Gravity Drain); O = Other (Specify)

NOTES: 1. Sample collection will occur after 3 well volumes are purged or after well stabilization:
STABILIZATION CRITERIA FOR RANGE OF VARIATION OF LAST THREE CONSECUTIVE READINGS:
pH: ≤ 10% units **Temperature:** ≤ 10% °C **Specific Conductance:** ≤ 10% µS/cm **Dissolved Oxygen:** all readings ≤ 10% mg/L
Oxygen Reduction Potential: ≤ 10% mV

GROUNDWATER SAMPLING LOG

SITE NAME: TWP Roswell Station 9	SITE LOCATION: 6381 N. Main Street Roswell NM 88201
WELL NO: MW-14	SAMPLE ID: MW-14
DATE: 11/05/15	

PURGING DATA

WELL DIAMETER (inches): 2"	TUBING DIAMETER (inches): 1/2"	WELL SCREEN INTERVAL DEPTH: 45 feet to 45 feet	STATIC DEPTH TO WATER (feet): 55.89 55.37	PURGE PUMP TYPE OR BAILER: Bladder Dedicated

WELL VOLUME PURGE: 1 WELL VOLUME = (TOTAL WELL DEPTH − STATIC DEPTH TO WATER) X WELL CAPACITY

= (64.5 feet − 55.89' feet) X 0.16 gallons/foot = 1.38 gallons

3 WELL VOLUMES = 4.13 gallons

EQUIPMENT VOLUME PURGE: 1 EQUIPMENT VOL. = PUMP VOLUME + (TUBING CAPACITY X TUBING LENGTH) + FLOW CELL VOLUME
(only fill out if applicable)

= gallons + (gallons/foot X feet) + gallons = gallons

INITIAL PUMP OR TUBING DEPTH IN WELL (feet): 57.85	FINAL PUMP OR TUBING DEPTH IN WELL (feet): 57.85'	PURGING INITIATED AT: 14:18	PURGING ENDED AT: 14:46	TOTAL VOLUME PURGED (gallons): 4.25

TIME	VOLUME PURGED (gallons)	CUMUL. VOLUME PURGED (gallons)	PURGE RATE (gpm)	DEPTH TO WATER (feet)	pH (standard units)	TEMP. (°C)	COND (circle units) µmhos/cm or ~~µS/cm~~	DISSOLVED OXYGEN (circle units) ~~mg/L~~ or % saturation	OXYGEN REDUCTION POTENTIAL (~~mV~~)	COLOR (describe)	ODOR (describe)
14:18	Initial	0	0.166	55.89	6.79	17.18	4.156	4.54	-32.5	Black H2O	Strong Sulfur
14:24	1	1	0.166	—	6.80	17.47	3.900	2.76	-15.1	Clear	Strong Sulfur
14:32	2	2	0.166	—	6.85	17.35	3.884	2.84	-16.9	Clear	Strong Sulfur
14:38	3	3	0.166	—	6.82	17.37	3.869	2.71	-15.0	Clear	Strong Sulfur
14:46	4.25	4.25	0.166	—	6.82	17.25	3.890	2.67	-15.3	Clear	Strong Sulfur

INSTRUMENTS USED: YSI 556 MPS Serial # 05F2274AL

WELL CAPACITY (Gallons Per Foot): 0.75" = 0.02; 1" = 0.04; 1.25" = 0.06; 2" = 0.16; 3" = 0.37; 4" = 0.65; 5" = 1.02; 6" = 1.47; 12" = 5.88
TUBING INSIDE DIA. CAPACITY (Gal./Ft.): 1/8" = 0.0006; 3/16" = 0.0014; 1/4" = 0.0026; 5/16" = 0.004; 3/8" = 0.006; 1/2" = 0.010; 5/8" = 0.016

PURGING EQUIPMENT USED: B = Bailer; BP = Bladder Pump; ESP = Electric Submersible Pump; PP = Peristaltic Pump; O = Other (Specify)

SAMPLING DATA[1]

SAMPLED BY (PRINT) / AFFILIATION: Newton W. Barnhill / CMB	SAMPLER(S) SIGNATURE(S):	SAMPLING INITIATED AT: 14:46	SAMPLING ENDED AT: 14:49
PUMP OR TUBING DEPTH IN WELL (feet): 57.85'	TUBING MATERIAL CODE: PE	FIELD-FILTERED: Y (N) Filtration Equipment Type:	FILTER SIZE: ____ µm
FIELD DECONTAMINATION: PUMP Y (N)	TUBING Y (N) (Replaced)	DUPLICATE: Y (N)	

SAMPLE CONTAINER SPECIFICATION				SAMPLE PRESERVATION					
SAMPLE ID CODE	# CONTAINERS	MATERIAL CODE	VOLUME	PRESERVATIVE USED	TOTAL VOL ADDED IN FIELD (mL)	FINAL pH	INTENDED ANALYSIS AND/OR METHOD	SAMPLING EQUIPMENT CODE	SAMPLE PUMP FLOW RATE (~~mL~~ per minute)
MW-14	3	CG	40mL	HCL	120 mL		BTEX 8260	BP	

REMARKS:

MATERIAL CODES: AG = Amber Glass; (CG) = Clear Glass; PE = Polyethylene; PP = Polypropylene; S = Silicone; T = Teflon; O = Other (Specify)

SAMPLING EQUIPMENT CODES: APP = After Peristaltic Pump; B = Bailer; (BP) = Bladder Pump; ESP = Electric Submersible Pump; RFPP = Reverse Flow Peristaltic Pump; SM = Straw Method (Tubing Gravity Drain); O = Other (Specify)

NOTES: 1. Sample collection will occur after 3 well volumes are purged or after well stabilization:
STABILIZATION CRITERIA FOR RANGE OF VARIATION OF LAST THREE CONSECUTIVE READINGS:
pH: ≤ 10% units **Temperature:** ≤ 10% °C **Specific Conductance:** ≤ 10% µS/cm **Dissolved Oxygen:** all readings ≤ 10% mg/L
Oxygen Reduction Potential: ≤ 10% mV

GROUNDWATER SAMPLING LOG

SITE NAME:	Twp Roswell Station 9	SITE LOCATION	6381 North Main St. Roswell, NM 88201
WELL NO:	MW-20	SAMPLE ID:	MW-20
DATE:	11/05/2015		

PURGING DATA

WELL DIAMETER (inches):	2"	TUBING DIAMETER (inches):	1/4"	WELL SCREEN INTERVAL DEPTH:	46.8 feet to 61.8 feet	STATIC DEPTH TO WATER (feet):	52.47'	PURGE PUMP TYPE OR BAILER:	~~PUMP~~ Bladder dedicated

WELL VOLUME PURGE: 1 WELL VOLUME = (TOTAL WELL DEPTH – STATIC DEPTH TO WATER) X WELL CAPACITY

= (64 feet – 52.47' feet) X 0.16 gallons/foot = 1.84 gallons

3 WELL VOLUMES = 5.53 gallons

EQUIPMENT VOLUME PURGE: 1 EQUIPMENT VOL. = PUMP VOLUME + (TUBING CAPACITY X TUBING LENGTH) + FLOW CELL VOLUME
(only fill out if applicable)

= gallons + (gallons/foot X feet) + gallons = gallons

INITIAL PUMP OR TUBING DEPTH IN WELL (feet):	N/A	FINAL PUMP OR TUBING DEPTH IN WELL (feet):	N/A	PURGING INITIATED AT:	15:20	PURGING ENDED AT:	15:39	TOTAL VOLUME PURGED (gallons):	5.5

TIME	VOLUME PURGED (gallons)	CUMUL. VOLUME PURGED (gallons)	PURGE RATE (gpm)	DEPTH TO WATER (feet)	pH (standard units)	TEMP. (°C)	COND. (circle units) µmhos/cm or ~~mS/cm~~	DISSOLVED OXYGEN (circle units) mg/L or % saturation	OXYGEN REDUCTION POTENTIAL ~~pH~~ (mV)	COLOR (describe)	ODOR (describe)
15:20	Initial	0	0.20	52.47'	6.90	15.45	3.914	4.22	-18.3	Clear	None
15:25	1	1	0.20	—	6.93	16.40	4.057	6.15	-20.7	Clear	None
15:28	2	2	0.33	—	6.91	16.33	4.054	6.12	-19.6	Clear	None
15:31	3	3	0.33	—	6.89	16.33	4.052	6.12	-18.7	Clear	None
15:34	4	4	0.33	—	6.88	16.32	4.051	6.17	-18.0	Clear	None
15:37	5	5	0.33	—	6.87	16.33	4.050	6.12	-17.7	Clear	None
15:39	5.5	5.5	0.33	—	6.87	16.33	4.050	6.13	-17.5	Clear	None

INSTRUMENTS USED: YSI 556 MPS Serial # 05F2274ML

WELL CAPACITY (Gallons Per Foot): 0.75" = 0.02; 1" = 0.04; 1.25" = 0.06; 2" = 0.16; 3" = 0.37; 4" = 0.65; 5" = 1.02; 6" = 1.47; 12" = 5.88
TUBING INSIDE DIA. CAPACITY (Gal./Ft.): 1/8" = 0.0006; 3/16" = 0.0014; 1/4" = 0.0026; 5/16" = 0.004; 3/8" = 0.006; 1/2" = 0.010; 5/8" = 0.016

PURGING EQUIPMENT USED: B = Bailer; (BP) Bladder Pump; ESP = Electric Submersible Pump; PP = Peristaltic Pump; O = Other (Specify)

SAMPLING DATA[1]

SAMPLED BY (PRINT) / AFFILIATION:	Clayton McBurnett / CMB	SAMPLER(S) SIGNATURE(S):		SAMPLING INITIATED AT:	15:39	SAMPLING ENDED AT:	15:42
PUMP OR TUBING DEPTH IN WELL (feet):	N/A	TUBING MATERIAL CODE:	PE	FIELD-FILTERED: Y (N) Filtration Equipment Type:		FILTER SIZE: ____ µm	

FIELD DECONTAMINATION: PUMP Y (N) TUBING Y (N) (replaced) DUPLICATE: Y (N)

SAMPLE CONTAINER SPECIFICATION				SAMPLE PRESERVATION					
SAMPLE ID CODE	# CONTAINERS	MATERIAL CODE	VOLUME	PRESERVATIVE USED	TOTAL VOL ADDED IN FIELD (mL)	FINAL pH	INTENDED ANALYSIS AND/OR METHOD	SAMPLING EQUIPMENT CODE	SAMPLE PUMP FLOW RATE (~~mL~~ per minute)
MW-20	3	CG	40mL	HCl	120 mL	6.87	VOC's ~~Select Ltst~~	BP	0.33

REMARKS:

MATERIAL CODES: AG = Amber Glass; CG = Clear Glass; PE = Polyethylene; PP = Polypropylene; S = Silicone; T = Teflon; O = Other (Specify)

SAMPLING EQUIPMENT CODES: APP = After Peristaltic Pump; B = Bailer; BP = Bladder Pump; ESP = Electric Submersible Pump; RFPP = Reverse Flow Peristaltic Pump; SM = Straw Method (Tubing Gravity Drain); O = Other (Specify)

NOTES: 1. Sample collection will occur after 3 well volumes are purged or after well stabilization:
STABILIZATION CRITERIA FOR RANGE OF VARIATION OF LAST THREE CONSECUTIVE READINGS:
pH: ≤ 10% units **Temperature:** ≤ 10% °C **Specific Conductance:** ≤ 10% µS/cm **Dissolved Oxygen:** all readings ≤ 10% mg/L
Oxygen Reduction Potential: ≤ 10% mV

Revision Date: October 22, 2013

GROUNDWATER SAMPLING LOG

SITE NAME	TWP Roswell Station 9	SITE LOCATION	6381 N. Main St. Roswell, NM 88201
WELL NO:	MW-22	SAMPLE ID:	MW-22
DATE:	11/05/15		

PURGING DATA

WELL DIAMETER (inches):	TUBING DIAMETER (inches):	WELL SCREEN INTERVAL DEPTH:	STATIC DEPTH TO WATER (feet):	PURGE PUMP TYPE OR (BAILER)
2"	N/A	50 feet to 65 feet	58.42'	1.8" Disposable

WELL VOLUME PURGE: 1 WELL VOLUME = (TOTAL WELL DEPTH − STATIC DEPTH TO WATER) X WELL CAPACITY

= (68 feet − 58.42' feet) X 0.16 gallons/foot = 1.53 gallons

3 WELL VOLUMES = 4.59 gallons

EQUIPMENT VOLUME PURGE: 1 EQUIPMENT VOL. = PUMP VOLUME + (TUBING CAPACITY X TUBING LENGTH) + FLOW CELL VOLUME
(only fill out if applicable)

= gallons + (gallons/foot X feet) + gallons = gallons

INITIAL PUMP OR TUBING DEPTH IN WELL (feet):	FINAL PUMP OR TUBING DEPTH IN WELL (feet):	PURGING INITIATED AT:	PURGING ENDED AT:	TOTAL VOLUME PURGED (gallons):
		14:55	15:05	4

TIME	VOLUME PURGED (gallons)	CUMUL. VOLUME PURGED (gallons)	PURGE RATE (gpm)	DEPTH TO WATER (feet)	pH (standard units)	TEMP (°C)	COND (circle units) µmhos/cm or mS/cm	DISSOLVED OXYGEN (circle units) mg/L or % saturation	OXYGEN REDUCTION POTENTIAL (mV)	COLOR (describe)	ODOR (describe)
14:55	Initial	0	0.25	58.42	6.86	16.56	3.885	5.87	−16.9	Tan w/ Red silt	Mod. HC
14:57	1	1	0.25	—	6.87	16.47	3.888	5.86	−17.6	Tan w/ R-d silt	Slight HC odor
14:59	2	2	0.25	—	6.87	16.44	3.868	6.12	−17.4	" "	" "
15:01	3	3	0.25	—	6.88	16.29	3.858	6.14	−17.6	" "	" "
15:05	4.00	4	0.25	—	6.88	16.30	3.853	6.24	−18.1	" "	" "
	4.50	4.5	0.25	—							
	4.75	4.75	0.25	—							
					≈ 4 Gallons well parameters stabilized			Boiling down – will		Take Sample	

INSTRUMENTS USED: YSI 556 MPS Serial # 05F2274AC

WELL CAPACITY (Gallons Per Foot): 0.75" = 0.02; 1" = 0.04; 1.25" = 0.06; 2" = 0.16; 3" = 0.37; 4" = 0.65; 5" = 1.02; 6" = 1.47; 12" = 5.86
TUBING INSIDE DIA. CAPACITY (Gal./Ft.): 1/8" = 0.0006; 3/16" = 0.0014; 1/4" = 0.0026; 5/16" = 0.004; 3/8" = 0.006; 1/2" = 0.010; 5/8" = 0.016

PURGING EQUIPMENT USED: (B) = Bailer; BP = Bladder Pump; ESP = Electric Submersible Pump; PP = Peristaltic Pump; O = Other (Specify)

SAMPLING DATA[1]

SAMPLED BY (PRINT) / AFFILIATION:	SAMPLER(S) SIGNATURE(S):	SAMPLING INITIATED AT:	SAMPLING ENDED AT:
Clayton M Barnhill / CMB		15:05	15:09

PUMP OR TUBING DEPTH IN WELL (feet):	TUBING MATERIAL CODE:	FIELD-FILTERED: Y (N) Filtration Equipment Type:	FILTER SIZE: ____ µm

FIELD DECONTAMINATION: PUMP Y (N) TUBING Y (N) (replaced) DUPLICATE: Y (N)

SAMPLE CONTAINER SPECIFICATION				SAMPLE PRESERVATION					
SAMPLE ID CODE	# CONTAINERS	MATERIAL CODE	VOLUME	PRESERVATIVE USED	TOTAL VOL ADDED IN FIELD (mL)	FINAL pH	INTENDED ANALYSIS AND/OR METHOD	SAMPLING EQUIPMENT CODE	SAMPLE PUMP FLOW RATE (mL per minute)
MW-22	3	CG	40mL	HCL	120 mL	~~6.88~~ 6.88	VOCs select list	B	0.25

REMARKS:

MATERIAL CODES: AG = Amber Glass; CG = Clear Glass; PE = Polyethylene; PP = Polypropylene; S = Silicone; T = Teflon; O = Other (Specify)

SAMPLING EQUIPMENT CODES: APP = After Peristaltic Pump; B = Bailer; BP = Bladder Pump; ESP = Electric Submersible Pump; RFPP = Reverse Flow Peristaltic Pump; SM = Straw Method (Tubing Gravity Drain); O = Other (Specify)

NOTES: 1. Sample collection will occur after 3 well volumes are purged or after well stabilization:
STABILIZATION CRITERIA FOR RANGE OF VARIATION OF LAST THREE CONSECUTIVE READINGS:
pH: ≤ 10% units **Temperature:** ≤ 10% °C **Specific Conductance:** ≤ 10% µS/cm **Dissolved Oxygen:** all readings ≤ 10% mg/L
Oxygen Reduction Potential: ≤ 10% mV

GROUNDWATER SAMPLING LOG

SITE NAME: TWP Roswell Station 9	SITE LOCATION: 6381 N. Main Street Roswell, NM 88201
WELL NO: MW-26	SAMPLE ID: MW-26
DATE: 11/05/15	

PURGING DATA

WELL DIAMETER (inches): 2"	TUBING DIAMETER (inches): 1/2"	WELL SCREEN INTERVAL DEPTH 43 feet to 63 feet	STATIC DEPTH TO WATER (feet): 50.61	PURGE PUMP TYPE OR BAILER: Bladder Dedicated

WELL VOLUME PURGE: 1 WELL VOLUME = (TOTAL WELL DEPTH – STATIC DEPTH TO WATER) X WELL CAPACITY

= (65' feet – 50.61' feet) X 0.16 gallons/foot = 2.30 gallons

3 WELL VOLUMES = 6.90 gallons

EQUIPMENT VOLUME PURGE: 1 EQUIPMENT VOL. = PUMP VOLUME + (TUBING CAPACITY X TUBING LENGTH) + FLOW CELL VOLUME
(only fill out if applicable)

= gallons + (gallons/foot X feet) + gallons = gallons

INITIAL PUMP OR TUBING DEPTH IN WELL (feet): 56.63'	FINAL PUMP OR TUBING DEPTH IN WELL (feet): 56.63'	PURGING INITIATED AT: 15:49	PURGING ENDED AT: 16:14	TOTAL VOLUME PURGED (gallons): 7

TIME	VOLUME PURGED (gallons)	CUMUL VOLUME PURGED (gallons)	PURGE RATE (gpm)	DEPTH TO WATER (feet)	pH (standard units)	TEMP. (°C)	COND. (circle units) µmhos/cm or mS/cm	DISSOLVED OXYGEN (circle units) mg/L or % saturation	OXYGEN REDUCTION POTENTIAL (mV)	COLOR (describe)	ODOR (describe)
15:49	Initial	0	0.50	50.61	6.93	16.10	3.936	6.33	-21.1	Clear	None
15:52	1	1	0.50	—	6.71	16.47	3.923	6.70	-9.6	Clear	None
15:54	2	2	0.50	—	6.70	16.40	3.938	6.70	-9.2	Clear	None
15:56	3	3	0.50	—	6.70	16.37	3.942	6.69	-8.0	Clear	None
15:58	4	4	0.50	—	6.68	16.36	3.937	6.68	-7.8	Clear	None
16:00	5	5	0.50	—	6.69	16.37	3.929	6.67	-7.5	Clear	None
16:02	6	6	0.50	—	6.68	16.35	3.921	6.68	-7.7	Clear	None
16:04	7	7	0.50	—	6.69	16.36	3.972	6.38	-8.0	Clear	None

INSTRUMENTS USED:

WELL CAPACITY (Gallons Per Foot): 0.75" = 0.02; 1" = 0.04; 1.25" = 0.06; 2" = 0.16; 3" = 0.37; 4" = 0.65; 5" = 1.02; 6" = 1.47; 12" = 5.88
TUBING INSIDE DIA. CAPACITY (Gal./Ft.): 1/8" = 0.0006; 3/16" = 0.0014; 1/4" = 0.0026; 5/16" = 0.004; 3/8" = 0.006; 1/2" = 0.010; 5/8" = 0.016

PURGING EQUIPMENT USED: B = Bailer; BP = Bladder Pump; ESP = Electric Submersible Pump; PP = Peristaltic Pump; O = Other (Specify)

SAMPLING DATA[1]

SAMPLED BY (PRINT) / AFFILIATION: Clayton McBarnhill / CMB	SAMPLER(S) SIGNATURE(S):	SAMPLING INITIATED AT: 16:04	SAMPLING ENDED AT: 16:07

PUMP OR TUBING DEPTH IN WELL (feet):	TUBING MATERIAL CODE: PE	FIELD-FILTERED: Y (N) Filtration Equipment Type:	FILTER SIZE: ____ µm

FIELD DECONTAMINATION: PUMP Y (N) TUBING Y (N) (replaced) DUPLICATE: Y (N)

SAMPLE CONTAINER SPECIFICATION				SAMPLE PRESERVATION					
SAMPLE ID CODE	# CONTAINERS	MATERIAL CODE	VOLUME	PRESERVATIVE USED	TOTAL VOL ADDED IN FIELD (mL)	FINAL pH	INTENDED ANALYSIS AND/OR METHOD	SAMPLING EQUIPMENT CODE	SAMPLE PUMP FLOW RATE (mL per minute)
MW-26	3	CG	40 mL	HCl	120 mL	6.69	8260 Select	BP	0.50

REMARKS:

MATERIAL CODES: AG = Amber Glass; CG = Clear Glass; PE = Polyethylene; PP = Polypropylene; S = Silicone; T = Teflon; O = Other (Specify)

SAMPLING EQUIPMENT CODES: APP = After Peristaltic Pump; B = Bailer; BP = Bladder Pump; ESP = Electric Submersible Pump; RFPP = Reverse Flow Peristaltic Pump; SM = Straw Method (Tubing Gravity Drain); O = Other (Specify)

NOTES: 1. Sample collection will occur after 3 well volumes are purged or after well stabilization:
STABILIZATION CRITERIA FOR RANGE OF VARIATION OF LAST THREE CONSECUTIVE READINGS:
pH: ≤ 10% units **Temperature:** ≤ 10% °C **Specific Conductance:** ≤ 10% µS/cm **Dissolved Oxygen:** all readings ≤ 10% mg/L
Oxygen Reduction Potential: ≤ 10% mV

GROUNDWATER SAMPLING LOG

SITE NAME: Twp Roswell Station 9	SITE LOCATION: 6381 N. Main Street Roswell NM 88201	
WELL NO: MW-240	SAMPLE ID: MW-240	DATE: 11/06/15

PURGING DATA

WELL DIAMETER (inches): 4"	TUBING DIAMETER (inches): —	WELL SCREEN INTERVAL DEPTH: 46 feet to 176 feet	STATIC DEPTH TO WATER (feet): 61.03'	PURGE PUMP TYPE OR BAILER: 10' PVC, 5' Disposable

WELL VOLUME PURGE: 1 WELL VOLUME = (TOTAL WELL DEPTH − STATIC DEPTH TO WATER) X WELL CAPACITY

= (180 feet − 61.03 feet) X 0.653 gallons/foot = 77.68 gallons

3 WELL VOLUMES = 233.06 gallons

EQUIPMENT VOLUME PURGE: 1 EQUIPMENT VOL. = PUMP VOLUME + (TUBING CAPACITY X TUBING LENGTH) + FLOW CELL VOLUME (only fill out if applicable)

= gallons + (gallons/foot X feet) + gallons = gallons

INITIAL PUMP OR TUBING DEPTH IN WELL (feet):	FINAL PUMP OR TUBING DEPTH IN WELL (feet):	PURGING INITIATED AT: 1341	PURGING ENDED AT 1411	TOTAL VOLUME PURGED (gallons): 55

TIME	VOLUME PURGED (gallons)	CUMUL VOLUME PURGED (gallons)	PURGE RATE (gpm)	DEPTH TO WATER (feet)	pH (standard units)	TEMP. (°C)	COND. (circle units) µmhos/cm or µS/cm	DISSOLVED OXYGEN (circle units) mg/L or % saturation	OXYGEN REDUCTION POTENTIAL (mV)	COLOR (describe)	ODOR (describe)
13:41	Initial	0	2.0	61.03	7.08	17.41	3.809	1.97	-29.7/-30.4	Clear	Strong Sulfur
1346	10	10	2.0	—	6.92	16.53	3.808	1.81	-21.8/-54.3	Clear	Sulfur
1351	20	20	2.0	—	6.85	16.29	3.808	1.74	-16.1/-50.7	Clear	Sulfur
1357	30	30	2.0	—	6.90	16.24	3.816	1.91	-18.8/-46.6	Clear	Sulfur
1403	40	40	2.0	—	6.88	16.27	3.814	1.80	-18.1/-38.2	Clear	Sulfur
14:11	55	55	2.0	—	6.90	16.28	3.817	1.89	-18.9/-37.0	Clear	Sulfur
					Wells B is bailing off - parameters						
					have stabilized - will sample well						

INSTRUMENTS USED: YSI 556 MPS Serial # 05F2274AL

WELL CAPACITY (Gallons Per Foot): 0.75" = 0.02; 1" = 0.04; 1.25" = 0.06; 2" = 0.16; 3" = 0.37; 4" = 0.65; 5" = 1.02; 6" = 1.47; 12" = 5.88
TUBING INSIDE DIA. CAPACITY (Gal./Ft.): 1/8" = 0.0006; 3/16" = 0.0014; 1/4" = 0.0026; 5/16" = 0.004; 3/8" = 0.006; 1/2" = 0.010; 5/8" = 0.016

PURGING EQUIPMENT USED: (B) = Bailer; BP = Bladder Pump; ESP = Electric Submersible Pump; PP = Peristaltic Pump; O = Other (Specify)

SAMPLING DATA[1]

SAMPLED BY (PRINT) / AFFILIATION: Clayton McBurnett / CMB	SAMPLER(S) SIGNATURE(S):	SAMPLING INITIATED AT: 14:12	SAMPLING ENDED AT: 14:16
PUMP OR TUBING DEPTH IN WELL (feet):	TUBING MATERIAL CODE:	FIELD-FILTERED: Y (N) Filtration Equipment Type:	FILTER SIZE: ____ µm
FIELD DECONTAMINATION: PUMP Y (N)	TUBING Y (N replaced)	DUPLICATE: Y (N)	

SAMPLE CONTAINER SPECIFICATION				SAMPLE PRESERVATION					
SAMPLE ID CODE	# CONTAINERS	MATERIAL CODE	VOLUME	PRESERVATIVE USED	TOTAL VOL ADDED IN FIELD (mL)	FINAL pH	INTENDED ANALYSIS AND/OR METHOD	SAMPLING EQUIPMENT CODE	SAMPLE PUMP FLOW RATE (mL per minute)
MW240	3	CG	40mL	HCl	120 mL	6.90	BTEX 8261	B	2.0

REMARKS:

MATERIAL CODES: AG = Amber Glass; CG = Clear Glass; PE = Polyethylene; PP = Polypropylene; S = Silicone; T = Teflon; O = Other (Specify)

SAMPLING EQUIPMENT CODES: APP = After Peristaltic Pump; B = Bailer; BP = Bladder Pump; ESP = Electric Submersible Pump; RFPP = Reverse Flow Peristaltic Pump; SM = Straw Method (Tubing Gravity Drain); O = Other (Specify)

NOTES: 1. Sample collection will occur after 3 well volumes are purged or after well stabilization:
STABILIZATION CRITERIA FOR RANGE OF VARIATION OF LAST THREE CONSECUTIVE READINGS:
pH: ≤ 10% units **Temperature:** ≤ 10% °C **Specific Conductance:** ≤ 10% µS/cm **Dissolved Oxygen:** all readings ≤ 10% mg/L
Oxygen Reduction Potential: ≤ 10% mV

Revision Date: October 22, 2013

GROUNDWATER SAMPLING LOG

SITE NAME: TWP Roswell Station 9	SITE LOCATION: 6381 North Main St. Roswell, NM 88201	
WELL NO: MW-39	SAMPLE ID: MW-39	DATE: 11/06/15

PURGING DATA

WELL DIAMETER (inches): 2"	TUBING DIAMETER (inches): 1/2"	WELL SCREEN INTERVAL DEPTH: feet to feet	STATIC DEPTH TO WATER (feet): 49.81'	PURGE PUMP TYPE OR BAILER: Bladder Peristaltic

WELL VOLUME PURGE: 1 WELL VOLUME = (TOTAL WELL DEPTH – STATIC DEPTH TO WATER) X WELL CAPACITY

= (70.11 feet – 49.81 feet) X 0.16 gallons/foot = 3.25 gallons

3 WELL VOLUMES = gallons

EQUIPMENT VOLUME PURGE: 1 EQUIPMENT VOL. = PUMP VOLUME + (TUBING CAPACITY X TUBING LENGTH) + FLOW CELL VOLUME
(only fill out if applicable)

= 9.74 gallons + (gallons/foot X feet) + gallons = gallons

INITIAL PUMP OR TUBING DEPTH IN WELL (feet): 64.0	FINAL PUMP OR TUBING DEPTH IN WELL (feet): 64.0	PURGING INITIATED AT: 10:56	PURGING ENDED AT: 11:16	TOTAL VOLUME PURGED (gallons): 10.0

TIME	VOLUME PURGED (gallons)	CUMUL. VOLUME PURGED (gallons)	PURGE RATE (gpm)	DEPTH TO WATER (feet)	pH (standard units)	TEMP. (°C)	COND. (circle units) µmhos/cm or mS/cm	DISSOLVED OXYGEN (circle units) mg/L or % saturation	OXYGEN REDUCTION POTENTIAL (mV)	COLOR (describe)	ODOR (describe)
10:56	Initial	0	0.42	49.81	1.94	16.59	3.929	2.63	432.65	clear	slight odor
11:02	2.5	2.5	0.42	"	6.75	16.49	3.923	2.50	-11.2	clear	" "
11:09	5.0	5.0	0.42	"	6.77	16.48	3.923	2.26	-12.4/-329.6	clear	" "
11:12	7.5	7.5	0.42	"	6.78	16.48	3.922	2.20	-12.9/-330.2	clear	" "
11:16	10.0	10.0	0.42	"	6.80	16.48	3.921	1.99	-14.2/-331.6	clear	slight odor

INSTRUMENTS USED: YSI 556 MPS Serial # 05F2274AC

WELL CAPACITY (Gallons Per Foot): 0.75" = 0.02; 1" = 0.04; 1.25" = 0.06; 2" = 0.16; 3" = 0.37; 4" = 0.65; 5" = 1.02; 6" = 1.47; 12" = 5.88
TUBING INSIDE DIA. CAPACITY (Gal./Ft.): 1/8" = 0.0006; 3/16" = 0.0014; 1/4" = 0.0026; 5/16" = 0.004; 3/8" = 0.006; 1/2" = 0.010; 5/8" = 0.016

PURGING EQUIPMENT USED: B = Bailer; (BP) Bladder Pump; ESP = Electric Submersible Pump; PP = Peristaltic Pump; O = Other (Specify)

SAMPLING DATA[1]

SAMPLED BY (PRINT) / AFFILIATION: Clayton M. Barnhill / CMB	SAMPLER(S) SIGNATURE(S):	SAMPLING INITIATED AT: 11:16	SAMPLING ENDED AT: 11:23

PUMP/OR TUBING DEPTH IN WELL (feet): 64.0	TUBING MATERIAL CODE: PE	FIELD-FILTERED: Y (N) Filtration Equipment Type:	FILTER SIZE: ____ µm

FIELD DECONTAMINATION: PUMP Y (N) TUBING Y (N) (replaced) DUPLICATE: (Y) N

SAMPLE CONTAINER SPECIFICATION				SAMPLE PRESERVATION					
SAMPLE ID CODE	# CONTAINERS	MATERIAL CODE	VOLUME	PRESERVATIVE USED	TOTAL VOL ADDED IN FIELD (mL)	FINAL pH	INTENDED ANALYSIS AND/OR METHOD	SAMPLING EQUIPMENT CODE	SAMPLE PUMP FLOW RATE (mL per minute)
MW-39	3	CG	40mL	HCl	120 mL	6.80	8260 Select List	BP	0.416
MW-39	3	CG	40mL	HCl	120 mL	6.80	MS/MSD	BP	0.416

REMARKS: Took MS/MSD 3x 40mL VOA's/HCl

MATERIAL CODES: AG = Amber Glass; CG = Clear Glass; (PE) = Polyethylene; PP = Polypropylene; S = Silicone; T = Teflon; O = Other (Specify)

SAMPLING EQUIPMENT CODES: APP = After Peristaltic Pump; B = Bailer; (BP) Bladder Pump; ESP = Electric Submersible Pump; RFPP = Reverse Flow Peristaltic Pump; SM = Straw Method (Tubing Gravity Drain); O = Other (Specify)

NOTES: 1. Sample collection will occur after 3 well volumes are purged or after well stabilization:
STABILIZATION CRITERIA FOR RANGE OF VARIATION OF LAST THREE CONSECUTIVE READINGS:
pH: ≤ 10% units **Temperature:** ≤ 10% °C **Specific Conductance:** ≤ 10% µS/cm **Dissolved Oxygen:** all readings ≤ 10% mg/L
Oxygen Reduction Potential: ≤ 10% mV

GROUNDWATER SAMPLING LOG

SITE NAME:	TWP Roswell Station 9	SITE LOCATION:	6381 N. Main St. Roswell, NM 88201
WELL NO:	MW-40	SAMPLE ID:	MW-40
DATE:	11/06/15		

PURGING DATA

WELL DIAMETER (inches):	2"	TUBING DIAMETER (inches):	1/2"	WELL SCREEN INTERVAL DEPTH: feet to feet	STATIC DEPTH TO WATER (feet):	53.21'	PURGE PUMP TYPE OR BAILER:	Bladder Dedicated

WELL VOLUME PURGE: 1 WELL VOLUME = (TOTAL WELL DEPTH − STATIC DEPTH TO WATER) X WELL CAPACITY

= (70.13' feet − 53.21' feet) X 0.16 gallons/foot = 2.70 gallons

3 WELL VOLUMES = 8.17 gallons

EQUIPMENT VOLUME PURGE: 1 EQUIPMENT VOL. = PUMP VOLUME + (TUBING CAPACITY X TUBING LENGTH) + FLOW CELL VOLUME (only fill out if applicable)

= gallons + (gallons/foot X feet) + gallons = gallons

INITIAL PUMP OR TUBING DEPTH IN WELL (feet):	62.31'	FINAL PUMP OR TUBING DEPTH IN WELL (feet):	62.31'	PURGING INITIATED AT:	0932	PURGING ENDED AT:	0957	TOTAL VOLUME PURGED (gallons):	8.25

TIME	VOLUME PURGED (gallons)	CUMUL. VOLUME PURGED (gallons)	PURGE RATE (gpm)	DEPTH TO WATER (feet)	pH (standard units)	TEMP. (°C)	COND (circle units) µmhos/cm or µS/cm	DISSOLVED OXYGEN (circle units) mg/L or % saturation	OXYGEN REDUCTION POTENTIAL pH (mV)	COLOR (describe)	ODOR (describe)
0932	Initial	0	0.25	53.21'	6.95	16.76	3.855	5.12	-22.5	clear	None
0936	2	2	0.25	—	6.73	16.52	3.852	4.21	-10.7	Clear	None
0940	4	4	0.25	—	6.74	16.52	3.855	3.97	-10.9	Clear	None
0947	6	6	0.25	—	6.77	16.51	3.854	3.50	-12.2	Clear	None
0952	8.25	8.25	0.25	—	6.72	16.51	3.853	3.34	-9.8	Clear	None

INSTRUMENTS USED:

WELL CAPACITY (Gallons Per Foot): 0.75" = 0.02; 1" = 0.04; 1.25" = 0.06; 2" = 0.16; 3" = 0.37; 4" = 0.65; 5" = 1.02; 6" = 1.47; 12" = 5.88
TUBING INSIDE DIA. CAPACITY (Gal./Ft.): 1/8" = 0.0006; 3/16" = 0.0014; 1/4" = 0.0026; 5/16" = 0.004; 3/8" = 0.006; 1/2" = 0.010; 5/8" = 0.016

PURGING EQUIPMENT USED: B = Bailer; (BP) = Bladder Pump; ESP = Electric Submersible Pump; PP = Peristaltic Pump; O = Other (Specify)

SAMPLING DATA[1]

SAMPLED BY (PRINT) / AFFILIATION:	Clayton McBurnett / CMB	SAMPLER(S) SIGNATURE(S):		SAMPLING INITIATED AT:	0952	SAMPLING ENDED AT:	0955
PUMP OR TUBING DEPTH IN WELL (feet):	62.31'	TUBING MATERIAL CODE:	PE	FIELD-FILTERED: Y (N) Filtration Equipment Type:		FILTER SIZE: ____ µm	
FIELD DECONTAMINATION:	PUMP Y (N)	TUBING Y (N) (replaced)		DUPLICATE: Y (N)			

SAMPLE CONTAINER SPECIFICATION				SAMPLE PRESERVATION					
SAMPLE ID CODE	# CONTAINERS	MATERIAL CODE	VOLUME	PRESERVATIVE USED	TOTAL VOL ADDED IN FIELD (mL)	FINAL pH	INTENDED ANALYSIS AND/OR METHOD	SAMPLING EQUIPMENT CODE	SAMPLE PUMP FLOW RATE (mL per minute)
MW-40	3	CG	40mL	HCl	120 mL	6.72	8260 5035 Low	BP	0.25

REMARKS:

MATERIAL CODES: AG = Amber Glass; CG = Clear Glass; PE = Polyethylene; PP = Polypropylene; S = Silicone; T = Teflon; O = Other (Specify)

SAMPLING EQUIPMENT CODES: APP = After Peristaltic Pump; B = Bailer; BP = Bladder Pump; ESP = Electric Submersible Pump; RFPP = Reverse Flow Peristaltic Pump; SM = Straw Method (Tubing Gravity Drain); O = Other (Specify)

NOTES: 1. Sample collection will occur after 3 well volumes are purged or after well stabilization:
STABILIZATION CRITERIA FOR RANGE OF VARIATION OF LAST THREE CONSECUTIVE READINGS:
pH: ≤ 10% units **Temperature:** ≤ 10% °C **Specific Conductance:** ≤ 10% µS/cm **Dissolved Oxygen:** all readings ≤ 10% mg/L
Oxygen Reduction Potential: ≤ 10% mV

Revision Date: October 22, 2013

GROUNDWATER SAMPLING LOG

SITE NAME:	TWP Roswell Station 9	SITE LOCATION:	6381 N. Main St. Roswell, NM 88201
WELL NO:	MW-41	SAMPLE ID:	MW-41
DATE:	11/06/15		

PURGING DATA

WELL DIAMETER (inches):	2"	TUBING DIAMETER (inches):	1/2"	WELL SCREEN INTERVAL DEPTH:	feet to feet	STATIC DEPTH TO WATER (feet):	56.61'	PURGE PUMP TYPE OR BAILER:	Bladder Dedicated

WELL VOLUME PURGE: 1 WELL VOLUME = (TOTAL WELL DEPTH – STATIC DEPTH TO WATER) X WELL CAPACITY

= (70.06' feet – 56.61' feet) X 0.16 gallons/foot = 2.15 gallons

3 WELL VOLUMES = 6.45 gallons

EQUIPMENT VOLUME PURGE: 1 EQUIPMENT VOL. = PUMP VOLUME + (TUBING CAPACITY X TUBING LENGTH) + FLOW CELL VOLUME
(only fill out if applicable)

= gallons + (gallons/foot X feet) + gallons = gallons

INITIAL PUMP OR TUBING DEPTH IN WELL (feet):	58.49'	FINAL PUMP OR TUBING DEPTH IN WELL (feet):	58.49'	PURGING INITIATED AT:	10:10	PURGING ENDED AT:	10:35	TOTAL VOLUME PURGED (gallons):	6.5

TIME	VOLUME PURGED (gallons)	CUMUL. VOLUME PURGED (gallons)	PURGE RATE (gpm)	DEPTH TO WATER (feet)	pH (standard units)	TEMP. (°C)	COND. (circle units) µmhos/cm or mS/cm	DISSOLVED OXYGEN (circle units) mg/L or % saturation	OXYGEN REDUCTION POTENTIAL (mV)	COLOR (describe)	ODOR (describe)
10:10	Initial	0	0.25	56.61'	7.07	17.20	3.773	3.30	-27.2	clear	None
10:14	1	1	0.25	—	6.81	16.72	3.767	3.43	-14.7	Clear	None
10:18	2	2	0.25	—	6.80	16.74	3.766	3.32	-13.5	clear	None
10:22	3	3	0.25	—	6.78	16.74	3.766	3.17	-12.9	clear	None
10:26	4	4	0.25	—	6.78	16.76	3.766	3.15	-13.0	clear	None
10:30	5	5	0.25	—	6.78	16.73	3.766	3.17	-13.1	clear	None
10:35	6.5	6.5	0.25	—	6.77	16.75	3.764	3.08	-12.7	Clear	None

INSTRUMENTS USED: YSI 556 MPS Serial # 05F2274AL

WELL CAPACITY (Gallons Per Foot): 0.75" = 0.02; 1" = 0.04; 1.25" = 0.06; 2" = 0.16; 3" = 0.37; 4" = 0.65; 5" = 1.02; 8" = 1.47; 12" = 5.88
TUBING INSIDE DIA. CAPACITY (Gal./Ft.): 1/8" = 0.0006; 3/16" = 0.0014; 1/4" = 0.0026; 5/16" = 0.004; 3/8" = 0.006; 1/2" = 0.010; 5/8" = 0.016

PURGING EQUIPMENT USED: B = Bailer; (BP) = Bladder Pump; ESP = Electric Submersible Pump; PP = Peristaltic Pump; O = Other (Specify)

SAMPLING DATA[1]

SAMPLED BY (PRINT) / AFFILIATION:	Clayton McCullough / CMB	SAMPLER(S) SIGNATURE(S):		SAMPLING INITIATED AT:	10:35	SAMPLING ENDED AT:	10:39
PUMP OR TUBING DEPTH IN WELL (feet):	58.49'	TUBING MATERIAL CODE:	PE	FIELD-FILTERED: Y (N) Filtration Equipment Type:		FILTER SIZE: ____ µm	

FIELD DECONTAMINATION: PUMP Y (N) TUBING Y (N) (replaced) DUPLICATE: Y (N)

SAMPLE CONTAINER SPECIFICATION				SAMPLE PRESERVATION					
SAMPLE ID CODE	# CONTAINERS	MATERIAL CODE	VOLUME	PRESERVATIVE USED	TOTAL VOL ADDED IN FIELD (mL)	FINAL pH	INTENDED ANALYSIS AND/OR METHOD	SAMPLING EQUIPMENT CODE	SAMPLE PUMP FLOW RATE (mL per minute)
MW-41	3	CG	40mL	HCl	120mL	6.77	8260 Stiff	BP	0.25

REMARKS:

MATERIAL CODES: AG = Amber Glass; CG = Clear Glass; PE = Polyethylene; PP = Polypropylene; S = Silicone; T = Teflon; O = Other (Specify)

SAMPLING EQUIPMENT CODES: APP = After Peristaltic Pump, B = Bailer; BP = Bladder Pump; ESP = Electric Submersible Pump; RFPP = Reverse Flow Peristaltic Pump; SM = Straw Method (Tubing Gravity Drain); O = Other (Specify)

NOTES: 1. Sample collection will occur after 3 well volumes are purged or after well stabilization:
STABILIZATION CRITERIA FOR RANGE OF VARIATION OF LAST THREE CONSECUTIVE READINGS:
pH: ≤ 10% units **Temperature:** ≤ 10% °C **Specific Conductance:** ≤ 10% µS/cm **Dissolved Oxygen:** all readings ≤ 10% mg/L
Oxygen Reduction Potential: ≤ 10% mV

GROUNDWATER SAMPLING LOG

SITE NAME:	TWP Roswell Station 9	SITE LOCATION:	6361 N. Main Street Roswell, NM 88201
WELL NO:	MW-42	SAMPLE ID:	MW-42
DATE:	11/06/15		

PURGING DATA

WELL DIAMETER (inches):	2"	TUBING DIAMETER (inches):	1/2"	WELL SCREEN INTERVAL DEPTH: feet to feet	STATIC DEPTH TO WATER (feet):	54.27	PURGE ~~PUMP~~ TYPE OR BAILER:	~~Bladder~~ Dedicated

WELL VOLUME PURGE: 1 WELL VOLUME = (TOTAL WELL DEPTH – STATIC DEPTH TO WATER) X WELL CAPACITY

= (75.95 feet – 54.27 feet) X 0.16 gallons/foot = 3.46 gallons

3 WELL VOLUMES = 10.40 gallons

EQUIPMENT VOLUME PURGE: 1 EQUIPMENT VOL. = PUMP VOLUME + (TUBING CAPACITY X TUBING LENGTH) + FLOW CELL VOLUME
(only fill out if applicable)

= gallons + (gallons/foot X feet) + gallons = gallons

INITIAL PUMP OR TUBING DEPTH IN WELL (feet):	64.03	FINAL PUMP OR TUBING DEPTH IN WELL (feet):	64.03	PURGING INITIATED AT:	0853	PURGING ENDED AT:	0915	TOTAL VOLUME PURGED (gallons):	10.50

TIME	VOLUME PURGED (gallons)	CUMUL. VOLUME PURGED (gallons)	PURGE RATE (gpm)	DEPTH TO WATER (feet)	pH (standard units)	TEMP. (°C)	COND. (circle units) µmhos/cm or (mS/cm)	DISSOLVED OXYGEN (circle units) mg/L or % saturation	OXYGEN REDUCTION POTENTIAL ~~mV~~ (mV)	COLOR (describe)	ODOR (describe)
0853	Initial	0	0.25	54.27	7.67	16.19	3.944	6.79	-55.0	clear	Slight Hydrocarbon
0857	2	2	0.25	—	7.05	16.19	3.923	6.82	-25.3	clear	Slight
0901	4	4	0.25	—	6.85	16.19	3.915	6.80	-15.8	Clear	Slight
0905	6	6	0.25	—	6.78	16.14	3.916	6.84	-13.6	Clear	Slight
0910	8	8	0.20	—	6.76	16.21	3.897	6.38	-11.7	clear	Slight
0915	10.50	10.5	0.20	—	6.75	16.22	3.894	6.61	-10.6	Clear	Slight

INSTRUMENTS USED: YSI 556 MPS Serial # 05F2274AL

WELL CAPACITY (Gallons Per Foot): 0.75" = 0.02; 1" = 0.04; 1.25" = 0.06; 2" = 0.16; 3" = 0.37; 4" = 0.65; 5" = 1.02; 6" = 1.47; 12" = 5.88
TUBING INSIDE DIA. CAPACITY (Gal./Ft.): 1/8" = 0.0006; 3/16" = 0.0014; 1/4" = 0.0026; 5/16" = 0.004; 3/8" = 0.006; 1/2" = 0.010; 5/8" = 0.016

PURGING EQUIPMENT USED: B = Bailer; BP = Bladder Pump; ESP = Electric Submersible Pump; PP = Peristaltic Pump; O = Other (Specify)

SAMPLING DATA[1]

SAMPLED BY (PRINT) / AFFILIATION	Clayton McBrayer / Ensr	SAMPLER(S) SIGNATURE(S):		SAMPLING INITIATED AT:	0915	SAMPLING ENDED AT:	0919
PUMP/OR TUBING DEPTH IN WELL (feet):	64.03	TUBING MATERIAL CODE:	PE	FIELD-FILTERED: Y (N) Filtration Equipment Type:		FILTER SIZE: ____ µm	
FIELD DECONTAMINATION:	PUMP Y (N)	TUBING Y (N) (replaced)		DUPLICATE:	(Y) N		

SAMPLE CONTAINER SPECIFICATION				SAMPLE PRESERVATION			INTENDED ANALYSIS AND/OR METHOD	SAMPLING EQUIPMENT CODE	SAMPLE PUMP FLOW RATE ~~mL~~ per minute)
SAMPLE ID CODE	# CONTAINERS	MATERIAL CODE	VOLUME	PRESERVATIVE USED	TOTAL VOL ADDED IN FIELD (mL)	FINAL pH			
MW-42	3	CG	40mL	HCl	120mL	6.75	VOC's Short	BP	0.20
MW-42	3	CG	40mL	HCl	120mL	6.75	VOC's Short	BP	0.20
							Duplicate		

REMARKS: Duplicate Sample Taken

MATERIAL CODES: AG = Amber Glass; CG = Clear Glass; PE = Polyethylene; PP = Polypropylene; S = Silicone; T = Teflon; O = Other (Specify)

SAMPLING EQUIPMENT CODES: APP = After Peristaltic Pump; B = Bailer; BP = Bladder Pump; ESP = Electric Submersible Pump; RFPP = Reverse Flow Peristaltic Pump; SM = Straw Method (Tubing Gravity Drain); O = Other (Specify)

NOTES: 1. Sample collection will occur after 3 well volumes are purged or after well stabilization:
STABILIZATION CRITERIA FOR RANGE OF VARIATION OF LAST THREE CONSECUTIVE READINGS:
pH: ≤ 10% units **Temperature:** ≤ 10% °C **Specific Conductance:** ≤ 10% µS/cm **Dissolved Oxygen:** all readings ≤ 10% mg/L
Oxygen Reduction Potential: ≤ 10% mV

Revision Date: October 22, 2013

Location TWP Roswell Station 9 Date 11/03/15

Project / Client GW Monitoring 2015 / Earthcon

By: CMB Environmental & Geological Services, Inc. Page 1 of 8

Sunny 49°F No Wind Barometric Press: 29.95"

Well/#	Time	Dpsh	DTW	TD.	Remarks
MW-37	0853	Ø	59.31'	69.61'	2" Bladder pump in well
MW-34	0900	Ø	64.20'	75.75'	2" Bladder pump
MW-35	0905	Ø	61.17'	76.71'	2" Bladder pump
MW-33	0910	Ø	65.38'	—	2" Bladder pump
MW-32	0914	Ø	67.51'	74.20'	2" Bladder pump
MW-30	0919	Ø	67.22'	—	2" Bladder pump
MW-28	0923	Ø	70.40'	—	2" Bladder pump
Strong Hydrocarbon odor on probe					Had to pull pump
MW-29	0930	Ø	69.90'	74.45'	2" Bladder pump Had to pull pump
MPE-7	0937	Ø	68.29'	—	4" MPE Well
MW-27	0940	Ø	69.07'	—	2" MW
MPE-9	0944	Ø	68.48'	—	4" MPE Well strong odor on probe
MPE-8	0948	Ø	66.89'	—	4" MPE Well
MPE-10	0953	Ø		—	4" MPE Well
*0.57' psh		66.68'	67.21'	—	*psh in well X
MPE-11	10:00	Ø	64.65'	—	4" MPE Well

Location TWP Roswell Station 9 Date 11/03/15

Project / Client GW Monitoring 2015 / Earthcon

By: CMB Environmental & Geological Services, Inc. Page 2 of 8

@ 11:26 hr. 59°F Sunny No Wind

Barometric Pressure: 29.95"↓

Well	Time	Dpsh	DTW	T.D.	Remarks
MW-17	10:03	Ø	62.91'	—	2" Bladder pump Had to pull pump
MPE-13	10:09	Ø	64.95'	—	4" pump in well
~~MW-12~~ MW-21	10:15	Ø	66.15'	75.0	2" Bladder pump
MPE-12	10:20	Ø	65.41'	—	4" MPE well strong odor on probe
MPE-16	10:24	Ø	66.59'	—	4" pump in well strong odor on probe
MPE-14	10:32	Ø	65.37'	—	4" pump in well strong odor on probe
MPE-15 ~~MW-15~~	10:36'	Ø	63.96'	—	4" MPE well
MW-15	10:42	Ø	60.73'	—	2" Bladder pump
MPE-18	10:45	Ø	63.28'	—	4" MPE well
MW-16	10:48	67.29	67.46'	71.46	2" MW
~~MPE-19~~	*0.17' psh Thickness*				*psh in well 0.17' psh
MPE-17	10:52	Ø	66.88'	—	4" pump in well
MPE-38	10:55	67.25'	69.96'		4" pump in well
2.71' psh Thickness					*psh in well

Location Twp Roswell Station 9 Date 11/03/15

Project / Client GW Monitoring 2015 / Earthcon

By: CMB Environmental & Geological Services, Inc. Page 3 of 5

Well #	Time	Dpsh	DTW	TD.	Remarks
MPE-19	11:00	Ø	66.50'	—	4" MPE well
MPE-20	11:04	64.81'	66.0	—	4" pump in well
* 1.19' psh Thickness *					* psh in * well
MPE-21	11:11	Ø	59.13'	—	4" pump in well
MPE-39	11:19	61.17'	61.18	—	4" pump in well
* 0.01' psh Thickness *					* psh in well *
MPE-24	11:25	60.03'	60.10'		4" pump in well
* 0.07' psh Thickness *					psh in well
SVE-24	11:29	Ø	Ø	28.62'	2" SVE well
MW-14	13:11	Ø	55.89'	64.50'	2" MW w/ Bladder pump
MW-24D	13:18	Ø	61.03'	180'	4" MW 2" Bladder pump in well
MW-42	13:23	Ø	54.27'		
MW-40	13:28	Ø	53.21'		2" Bladder pump in well
MW-41	13:35	Ø	56.61'		2" Bladder pump in well
MW-39	13:38	Ø	49.81'		2" Bladder pump in well
MW-7	14:05	Ø	63.24'	—	2" MW

Location Twp Roswell Station 9 Date 11/03/15

Project / Client GW Monitoring 2015 / Earthcon

By: CMB Environmental & Geological Services, Inc. Page 4 of 5

@ 14:04 hr Sunny 72° F
No Wind Barometric Pressure 29.87↓

Well #	Time	Dpsh	DTW	TD	Remarks
MPE-32	14:18	58.66'	59.08'	—	4" Pump in well
* 0.42' psh Thickness *					* Psh in well
MW-12	14:25	56.03'	56.18'		2" MW
* 0.15' psh Thickness *					* psh in well
MPE-41	14:29	55.78'	59.07'		4" pump in well
* 3.29' psh Thickness *					* psh in well *
MPE-33	14:35	Ø	54.31'	—	4" MPE well
MW-20	14:42	Ø	52.47'	64.0'	2" Bladder pump in well
MPE-37	14:44'	Ø	52.02'	—	4" MPE well
MW-26	14:50	Ø	50.61'	65.0	2" Bladder pump in well
MW-22	14:55	Ø	58.42'	68.0	2" MW
MPE-35	15:04	58.45	59.91'	—	4" MPE well
* 1.46' psh Thickness					* psh in well
MPE-36	16:08	Ø	50.73'	—	4" MPE well
MW-11	15:17	Ø	65.53'	—	2" MW
MPE-34	15:20	Ø	65.27'	—	4" MPE well
MPE-30	15:23	Ø	66.26	—	4" MPE well
SVE-30	15:25	Ø	41.60	43.91'	2" SVE well

Location TWP Research Station 9 Date 11/03/15

Project / Client GW Monitoring 2015 / EarthCon

By: CMB Environmental & Geological Services, Inc. Page 5 of 8

Well #	Time	Dpsh	DTW	TD	Remarks
MPE-29	15:29	Ø	68.65'	—	4" MPE well
MW-10	15:31	Ø	70.07'	—	2" MW
MW-3	15:35	Ø	67.61'	—	2" MW
MW-13	15:41	Ø	65.13'	72.0	2" MW Bladder pump
MW-2	15:45	Ø	59.45'	—	2" MW String of fun on probe
		64.14'	64.68'		
MPE-3	15:51	~~Ø~~	~~30.20~~	78.80'	4" MPE well
		~~No Psh~~	* 0.54'	Psh Thickness	No Psh in well
SVE-22	15:55	Ø	30.20'	33.15'	2" SVE well
~~MW-18~~					
MPE-28	16:00	57.60	57.61	—	4" MPE well
		* 0.01'	Psh Thickness		* Psh in well
SVE-26	16:04	Ø	28.75	34.66	2" SVE well
RW-1	16:14	Ø	33.0'	—	4" MW
MPE-27	16:15	64.37'	64.40'	—	4" pump in well
		* 0.03'	Psh Thickness	*	Psh in well
SVE-27	16:18	Ø	33.54'	34.08'	2" SVE well
MPE-26	16:20	65.66'	66.07	—	4" MPE well
		* 0.36'	Psh Thickness	*	* Psh in well
SVE-26	16:22	Ø	Ø	32.60'	2" SVE well

Location TWP Research Station 9 Date 11/03/15

Project / Client GW Monitoring 2015 / EarthCon

By: CMB Environmental & Geological Services, Inc. Page 6 of 8

Well #	Time	Dpsh	DTW	TD	Remarks
~~SVE-25~~ MPE-25	16:27	Ø	68.27'	—	4" MPE well
SVE-25	16:30	Ø	Ø	32.75'	2" SVE well
MPE-22	16:33	Ø	68.24'	—	4" MPE well
SVE-22	16:35	33.0	33.11	33.11'	2" SVE well
		0.11' Psh Thickness			Psh in well
Black Oil, — Looks Like old engine oil.					
MPE-23	16:37	Ø	64.07	—	4" pump in well
SVE-23	16:40	32.74'	33.07'		2" SVE well
		* 0.33 Psh Thickness *			Psh in well
~~MW-18~~		Black old engine Oil.			
MW-18	16:45	61.88'	63.66'	—	2" MW
		* 1.78' Psh Thickness *			* Psh in well
MPE-40	16:50	61.52'	66.91'		4" MW
		* 5.39' Psh Thickness			* Psh in well

* Aeration pump still running *

Re-started System

16:50 11/03/15 For Chris

Left Site 17:10

42

Location Twp Roswell Station 9 Date 11/05/15

Project / Client GW Monitoring 2015 / Earthres

By: CMS Environmental & Geological Services, Inc. Page 7 of 8

ARRIVE on-site @ 0800 hr.
Sunny 42°F NO WIND Humidity 59%
Barometric Pressure 30.00" →
Turned on heat in all buildings
as Freeze alert For pm.
Field Calibrated YSI 556 MPS
Serial # 05F2274AL
Conductivity Standard Calitech 501 mL
1413 µs/cm @ 25°C Expires: 04/15/16
Initial: 1.546 ms/cm @ 17.18°C
Final: 1.413 ms/cm @ 17.35°C
pH Tic: Calitech 500 mL 7.0 pH @ 25°C
Expires: 07/06/2016
Initial: 6.42 @ 16.76°C Final: 7.0 @
pH 4.0: Calitech 500 mL 4.0 pH @ 25°C 16.77°C
Expires 07/02/16 Initial: 3.81 @ 17.10
Final: 4.0 @ 17.13 Ag/AgCl
ORP: Aurical Co. 100 mV vs. Ag/AgCl
500 mL Expires: 06/05/16
Initial: 120.6 mV @ 16.62°C
Final: 100 mV @ 16.66°C
D.O.: 8.30 mg/L Ambient Air
Initial: 8.04 mg/L Final: 8.26 mg/L

43

Location Twp Roswell Station 9 Date 11/06/15

Project / Client GW Monitoring 2015 / Earthres

By: CMS Environmental & Geological Services, Inc. Page 8 of 8

ARRIVE on-site @ 0815 -
Re-Calibrated YSI 556 MPS
Sunny 43°F NW Wind 5 MPH
Humidity 56% Barometric
Pressure 30.32" →

@ 14:38 63°F Sunny Humidity 26%
Barometric Pressure 30.08" →

MPE-31 : 4" MPE Well
DPSH = 64.14' DTW = 64.68'
0.54' PSH Thickness
Started Bailing with 3.5" x 3.0'
Stainless Steel Bailer. @ 15:00
@ 15:15 8 gallons purged
98% H2O 2% PSH DPSH = 0
DTW = 71.93'
Sampled @ 15:17
3 x 40 mL VOA's / HCL For BTEX 8260
@ 15:05 3 x 40 mL VOA's / HCL
For BTEX 8260 MPE-31 Equipment
Rinsate - Prior to Sampling -

ALS Environmental

Cincinnati, OH +1 513 733 5336
Everett, WA +1 425 356 2600
Fort Collins, CO +1 970 490 1511
Holland, MI +1 616 399 6070
Houston, TX +1 281 530 5656
Middletown, PA +1 717 944 5541
Spring City, PA +1 610 948 4903
Salt Lake City, UT +1 801 266 7700
South Charleston, WV +1 304 356 3168
York, PA +1 717 505 5280

Chain of Custody Form

Page 1 of 3

COC ID: 130768

ALS Project Manager: | ALS Work Order #:

Customer Information		Project Information		Parameter/Method Request for Analysis	
Purchase Order		Project Name	Transwestern Compressor Sta. #9	A	BTEX 8260
Work Order		Project Number	SemiAnnual	B	Volatiles 8260 Select List
Company Name	EarthCon	Bill To Company	EarthCon	C	
Send Report To	JD Haines	Invoice Attn	JD Haines	D	
Address	14405 Walters Road Suite 700	Address	14405 Walters Road Suite 700	E	
				F	
City/State/Zip	Houston	City/State/Zip	Houston	G	
Phone	(317)450-6126	Phone	(281) 240-5200	H	
Fax		Fax	(281) 201-3510	I	
e-Mail Address	jhaines@earthcon.com	e-Mail Address		J	

No.	Sample Description	Date	Time	Matrix	Pres.	# Bottles	A	B	C	D	E	F	G	H	I	J	Hold
1	MW-37	11/05/15	0900	H_2O	1	3	X										
2	MW-34	11/05/15	0942	H_2O	1	3	X										
3	MW-34 Duplicate	11/05/15	0942	H_2O	1	3	X										
4	MW-35	11/05/15	1025	H_2O	1	3	X										
5	MW-32	11/05/15	1104	H_2O	1	3	X										
6	MW-29	11/05/15	12:15	H_2O	1	3	X										
7	MW-27	11/05/15	12:40	H_2O	1	3	X										
8	MW-21	11/05/15	13:26	H_2O	1	3	X										
9	MW-13	11/05/15	14:15	H_2O	1	3	X										
10	MW-14	11/05/15	14:46	H_2O	1	3	X										

Sampler(s) Please Print & Sign: Clayton McCurdy

Shipment Method: FEDEX

Required Turnaround Time: (Check Box) ☐ Std 10 WK days ☒ 5 WK Days ☐ 2 WK Days ☐ 24 Hour ☐ Other

Results Due Date:

Relinquished by:	Date: 11/09/15	Time: 1300	Received by:	Notes:
Relinquished by:	Date:	Time:	Received by (Laboratory):	
Logged by (Laboratory):	Date:	Time:	Checked by (Laboratory):	

Cooler ID	Cooler Temp.

QC Package: (Check One Box Below)
☒ Level 2 Std QC ☐ TRRP ChkList
☐ Level 3 Std QC/Raw da ☐ TRRP Level 4
☐ Level 4 SW846/CLP
☐ OtherEDD

Preservative Key: 1-HCl 2-HNO_3 3-H_2SO_4 4-NaOH 5-$Na_2S_2O_3$ 6-$NaHSO_4$ 7-Other 8-4°C 9-5035

Note: 1. Any changes must be made in writing once samples and COC Form have been submitted to ALS Environmental.

Copyright 2011 by ALS Environmental.

Cincinnati, OH +1 513 733 5336
Fort Collins, CO +1 970 490 1511
Everett, WA +1 425 356 2600
Holland, MI +1 616 399 6070
Houston, TX +1 281 530 5656
Spring City, PA +1 610 948 4903
Middletown, PA +1 717 944 5541
Salt Lake City, UT +1 801 266 7700
South Charleston, WV +1 304 356 3168
York, PA +1 717 505 5280

ALS Environmental

Chain of Custody Form

COC ID: 130773

ALS Project Manager:		ALS Work Order #:	

Customer Information		Project Information		Parameter/Method Request for Analysis	
Purchase Order		Project Name	Transwestern Compressor Sta. #9	A	BTEX 8260
Work Order		Project Number	SemiAnnual	B	Volatiles 8260 Select List
Company Name	EarthCon	Bill To Company	EarthCon	C	
Send Report To	JD Haines	Invoice Attn	JD Haines	D	
Address	14405 Walters Road Suite 700	Address	14405 Walters Road Suite 700	E F	
City/State/Zip	Houston	City/State/Zip	Houston	G	
Phone	(317) 450-6126	Phone	(281) 240-5200	H	
Fax		Fax	(281) 201-3510	I	
e-Mail Address	jhaines@earthcon.com	e-Mail Address		J	

lo.	Sample Description	Date	Time	Matrix	Pres.	# Bottles	A	B	C	D	E	F	G	H	I	J	Hold
1	MW-22	11/05/15	15:05	H_2O	1	3		X									
2	MW-20	11/05/15	15:39	H_2O	1	3		X									
3	MW-26	11/05/15	16:04	H_2O	1	3		X									
4	MW-42	11/06/15	0915	H_2O	1	3		X									
5	MW-42 Duplicate	11/06/15	0915	H_2O	1	3		X									
6	MW-40	11/06/15	0952	H_2O	1	3		X									
7	MW-41	11/06/15	1035	H_2O	1	3		X									
8	MW-39	11/06/15	~~1116~~	H_2O	1	3		X									
9	MW-39 MS/MSD	11/06/15	1116	H_2O	1	3		X									
0	MW-240	11/06/15	1412	H_2O	1	3	X										

Sampler(s) Please Print & Sign: Taylor M Burchill

Shipment Method: FEDEX

Required Turnaround Time: (Check Box) ☐ Std 10 WK days ☒ 5 WK Days ☐ 2 WK Days ☐ 24 Hour ☐ Other

Results Due Date:

Relinquished by:	Date: 11/09/15	Time: 1300	Received by:
Relinquished by:	Date:	Time:	Received by (Laboratory):
Logged by (Laboratory):	Date:	Time:	Checked by (Laboratory):

Notes:

Cooler ID	Cooler Temp.

QC Package: (Check One Box Below)
☒ Level 2 Std QC ☐ TRRP ChkList
☐ Level 3 Std QC/Raw da ☐ TRRP Level 4
☐ Level 4 SW846/CLP
☐ Other/EDD

Preservative Key: 1-HCl 2-HNO_3 3-H_2SO_4 4-NaOH 5-$Na_2S_2O_3$ 6-$NaHSO_4$ 7-Other 8-4°C 9-5035

Note: 1. Any changes must be made in writing once samples and COC Form have been submitted to ALS Environmental.
2. Unless otherwise agreed in a formal contract, services provided by ALS Environmental are expressly limited to the terms and conditions stated on the reverse

Copyright 2011 by ALS Environmental.

Cincinnati, OH +1 513 733 5336
Fort Collins, CO +1 970 490 1511
Everett, WA +1 425 356 2600
Holland, MI +1 616 399 6070
Houston, TX +1 281 530 5656
Spring City, PA +1 610 948 4903
South Charleston, WV +1 304 356 3168
Middletown, PA +1 717 944 5541
Salt Lake City, UT +1 801 266 7700
York, PA +1 717 505 5280

ALS Environmental

Chain of Custody Form

Page 3 of 3

COC ID: 130769

ALS Project Manager:		ALS Work Order #:	

Customer Information		Project Information		Parameter/Method Request for Analysis	
Purchase Order		Project Name	Transwestern Compressor Sta. #9	A	BTEX 8260
Work Order		Project Number	SemiAnnual	B	Volatiles 8260 Select List
Company Name	EarthCon	Bill To Company	EarthCon	C	
Send Report To	JD Haines	Invoice Attn	JD Haines	D	
Address	14405 Walters Road Suite 700	Address	14405 Walters Road Suite 700	E	
				F	
City/State/Zip	Houston	City/State/Zip	Houston	G	
Phone	(317) 450-6125	Phone	(281) 240-5200	H	
Fax		Fax	(281) 201-3510	I	
e-Mail Address	jhaines@earthcon.com	e-Mail Address		J	

No.	Sample Description	Date	Time	Matrix	Pres.	# Bottles	A	B	C	D	E	F	G	H	I	J	Hold
1	MPE-31	11/06/15	1517	H_2O	1	3	X										
2	MPE-31 Equipment Rinsate	11/06/15	~~1505~~ 1505	H_2O	1	3	X										
3																	
4	Temp Blank (2)																
5	Trip Blank (3)																
6																	
7																	
8																	
9																	
10																	

Sampler(s) Please Print & Sign: Clayton Cornhill

Shipment Method: FEDEX

Required Turnaround Time: (Check Box) ☐ Std 10 WK days ☒ 5 WK Days ☐ 2 WK Days ☐ 24 Hour ☐ Other

Results Due Date:

Relinquished by: Date: 11/09/15 Time: 1310 Received by: Notes:

Relinquished by: Date: Time: Received by (Laboratory):

Logged by (Laboratory): Date: Time: Checked by (Laboratory):

Cooler ID	Cooler Temp.

QC Package: (Check One Box Below)
☒ Level 2 Std QC ☐ TRRP ChkList
☐ Level 3 Std QC/Raw da ☐ TRRP Level 4
☐ Level 4 SW846/CLP
☐ Other/EDD

Preservative Key: 1-HCl 2-HNO_3 3-H_2SO_4 4-NaOH 5-$Na_2S_2O_3$ 6-$NaHSO_4$ 7-Other 8-4°C 9-5035

Note: 1. Any changes must be made in writing once samples and COC Form have been submitted to ALS Environmental.
2. Unless otherwise agreed in a formal contract, services provided by ALS Environmental are expressly limited to the terms and conditions stated on the reverse.

Copyright 2011 by ALS Environmental.

FedEx Shipment Receipt

Address Information

Ship to:	**Ship from:**
Client Services	Clayton Barnhill
ALS Laboratory Group	CMB ENVIRONMENTAL & GEOLOGICAL
10450 Stancliff Road	115 East College Blvd. # 109
Suite 210	
HOUSTON, TX	ROSWELL, NM
770994338	88201
US	US
281-530-5656	5056222012

Shipment Information:
Tracking no.: 774933873807
Ship date: 11/09/2015
Estimated shipping charges: 0.00

Package Information
Pricing option: FedEx Standard Rate
Service type: Priority Overnight
Package type: Your Packaging
Number of packages: 1
Total weight: 29 LBS
Declared Value: 250.00 USD
Special Services:
Pickup/Drop-off: Use an already scheduled pickup at my location

Billing Information:
Bill transportation to: Recipient
Your reference: TWP Roswell Station # 9
P.O. no.:
Invoice no.:
Department no.:

Thank you for shipping online with FedEx ShipManager at fedex.com.

Please Note

FedEx will not be responsible for any claim in excess of $100 per package, whether the result of loss, damage, delay, non-delivery, misdelivery, or misinformation, unless you declare a higher value, pay an additional charge, document your actual loss and file a timely claim. Limitations found in the current FedEx Service Guide apply. Your right to recover from FedEx for any loss, including intrinsic value of the package, loss of sales, income interest, profit, attorney's fees, costs, and other forms of damage whether direct, incidental, consequential, or special is limited to the greater of $100 or the authorized declared value. Recovery cannot exceed actual documented loss. Maximum for items of extraordinary value is $1000, e.g., jewelry, precious metals, negotiable instruments and other items listed in our Service Guide. Written claims must be filed within strict time limits; Consult the applicable FedEx Service Guide for details.
The estimated shipping charge may be different than the actual charges for your shipment. Differences may occur based on actual weight, dimensions, and other factors. Consult the applicable FedEx Service Guide or the FedEx Rate Sheets for details on how shipping charges are calculated.

Cincinnati, OH +1 513 733 5336
Fort Collins, CO +1 970 490 1511
Everett, WA +1 425 356 2600
Holland, MI +1 616 399 6070
Houston, TX +1 281 530 5656
Spring City, PA +1 610 948 4903
South Charleston, WV +1 304 356 3168
Middletown, PA +1 717 944 5541
Salt Lake City, UT +1 801 266 7700
York, PA +1 717 505 5280

ALS Environmental

Chain of Custody Form

Page 1 of 1

COC ID: 130770

ALS Project Manager:		ALS Work Order #:	

Customer Information		Project Information		Parameter/Method Request for Analysis	
Purchase Order		Project Name	Transwestern Compressor Sta. #9	A	BTEX 8260
Work Order		Project Number	SemiAnnual	B	Volatiles 8260 Select List
Company Name	EarthCon	Bill To Company	EarthCon	C	TO-15 & Provide A Total VOC Result
Send Report To	JD Haines	Invoice Attn	JD Haines	D	
Address	14405 Walters Road Suite 700	Address	14405 Walters Road Suite 700	E	
				F	
City/State/Zip	Houston	City/State/Zip	Houston	G	
Phone	(317) 450-6126	Phone	(281) 240-5200	H	
Fax		Fax	(281) 201-3510	I	
e-Mail Address	jhaines@earthcon.com	e-Mail Address		J	

No.	Sample Description	Date	Time	Matrix	Pres.	# Bottles	A	B	C	D	E	F	G	H	I	J	Hold
1	West Baker Furnace	11/09/15	10:05	AIR	NONE	1			X								
2	East Baker Furnace	11/09/15	10:10	AIR	NONE	1			X								
3																	
4																	
5																	
6																	
7																	
8																	
9																	
10																	

Sampler(s) Please Print & Sign: Clayton M Parrish II

Shipment Method: FedEx Ground

Required Turnaround Time: (Check Box) ☐ Std 10 WK days ☒ 5 WK Days ☐ 2 WK Days ☐ 24 Hour ☐ Other

Results Due Date:

Relinquished by:	Date: 11/09/15	Time: 1330	Received by:	Notes:
Relinquished by:	Date:	Time:	Received by (Laboratory):	
Logged by (Laboratory):	Date:	Time:	Checked by (Laboratory):	

Cooler ID	Cooler Temp.

QC Package: (Check One Box Below)

- ☒ Level 2 Std QC
- ☐ Level 3 Std QC/Raw da
- ☐ Level 4 SW846/CLP
- ☐ Other/EDD
- ☐ TRRP ChkList
- ☐ TRRP Level 4

Preservative Key: 1-HCl 2-HNO_3 3-H_2SO_4 4-NaOH 5-$Na_2S_2O_3$ 6-$NaHSO_4$ 7-Other 8-4°C 9-5035

Note: 1. Any changes must be made in writing once samples and COC Form have been submitted to ALS Environmental.
2. Unless otherwise agreed in a formal contract, services provided by ALS Environmental are expressly limited to the terms and conditions stated on the reverse.

Copyright 2011 by ALS Environmental.

FedEx Shipment Receipt

Address Information

Ship to:	**Ship from:**
Attention: Shipping and Receiving	Clayton Barnhill
ALS Laboratory Group	CMB ENVIRONMENTAL & GEOLOGICAL
4388 Glendale Milford Road	115 East College Blvd. # 109
Blue Ash, OH	ROSWELL, NM
45252	88201
US	US
5137335336	5056222012

Shipment Information:
Tracking no.: 774933920162
Ship date: 11/09/2015
Estimated shipping charges: 31.29

Package Information
Pricing option: FedEx Standard Rate
Service type: FedEx Ground
Package type: Your Packaging
Number of packages: 1
Total weight: 20 LBS
Declared Value: 250.00 USD
Special Services:
Pickup/Drop-off: Use an already scheduled pickup at my location

Billing Information:
Bill transportation to: 193538797-797
Your reference: TWP Roswell Station 9 TO
P.O. no.:
Invoice no.:
Department no.:

Thank you for shipping online with FedEx ShipManager at fedex.com.

Please Note

FedEx will not be responsible for any claim in excess of $100 per package, whether the result of loss, damage, delay, non-delivery, misdelivery, or misinformation, unless you declare a higher value, pay an additional charge, document your actual loss and file a timely claim. Limitations found in the current FedEx Service Guide apply. Your right to recover from FedEx for any loss, including intrinsic value of the package, loss of sales, income interest, profit, attorney's fees, costs, and other forms of damage whether direct, incidental, consequential, or special is limited to the greater of $100 or the authorized declared value. Recovery cannot exceed actual documented loss. Maximum for items of extraordinary value is $1000, e.g., jewelry, precious metals, negotiable instruments and other items listed in our Service Guide. Written claims must be filed within strict time limits; Consult the applicable FedEx Service Guide for details.
The estimated shipping charge may be different than the actual charges for your shipment. Differences may occur based on actual weight, dimensions, and other factors. Consult the applicable FedEx Service Guide or the FedEx Rate Sheets for details on how shipping charges are calculated.

Appendix C

Analytical Data Packages – Semiannual Groundwater Sampling

(LAB REPORTS ON CD)

Appendix C - Data Validation Report - RPDs
Transwestern Compressor Station No. 9 - Roswell, NM

Well	Sampling Date	Benzene	Toluene	Ethylbenzene	Xylenes (total)	1,1-Dichloroethane	1,1-Dichloroethene
MW-16	04/24/15	260	11	230	2500	NA	NA
(DUP MW-16)	04/24/15	260	< 10	240	2700	NA	NA
	RPD:	0.0	9.5	4.3	7.7	--	--
MW-26	04/24/15	< 1.0	< 1.0	< 1.0	< 3.0	6.9	50
(DUP MW-26)	04/24/15	< 1.0	< 1.0	< 1.0	< 3.0	7.0	52
	RPD:	--	--	--	--	1.44	3.92
MW-34	11/05/15	<1	<1	<1	<1	NA	NA
(DUP MW-34)	11/05/15	<1	<1	<1	<1	NA	NA
	RPD:	--	--	--	--	--	--
MW-42	11/06/15	< 1.0	< 1.0	< 1.0	< 3.0	<1	<1
(DUP MW-42)	11/06/15	< 1.0	< 1.0	< 1.0	< 3.0	<1	<1
	RPD:	--	--	--	--	--	--

NOTES:
Relative Percent Differenct (RPD) = abs([(S-D) / ((S+D)/2)] * 100)
S = Concentration of analyte in Real Sample
D = Concentration of analyte in Duplicate Sample
ug/L - all concentrations reported in micrograms per liter.

10450 Stancliff Rd. Suite 210
Houston, TX 77099
T: +1 281 530 5656
F: +1 281 530 5887
www.alsglobal.com

May 05, 2015

JD Haines
EarthCon
14405 Walters Road
Suite 700
Houston, TX 77014

Work Order: **HS15041217**

Laboratory Results for: **Transwestern Compressor Sta. #9 SemiAnnual**

Dear JD,

ALS Environmental received 21 sample(s) on Apr 28, 2015 for the analysis presented in the following report.

The analytical data provided relates directly to the samples received by ALS Environmental and for only the analyses requested. Results are expressed as "as received" unless otherwise noted.

QC sample results for this data met EPA or laboratory specifications except as noted in the Case Narrative or as noted with qualifiers in the QC batch information. Should this laboratory report need to be reproduced, it should be reproduced in full unless written approval has been obtained by ALS Environmental. Samples will be disposed in 30 days unless storage arrangements are made.

If you have any questions regarding this report, please feel free to call me.

Sincerely,

Sonia West

Generated By: Sonia.West
Sonia West
Project Manager

RIGHT SOLUTIONS | RIGHT PARTNER

Client: EarthCon
Project: Transwestern Compressor Sta. #9 SemiAnnual
Work Order: HS15041217

SAMPLE SUMMARY

Lab Samp ID	Client Sample ID	Matrix	TagNo	Collection Date	Date Received	Hold
HS15041217-01	MW-20	Water		24-Apr-2015 15:07	28-Apr-2015 09:20	☐
HS15041217-02	MW-22	Water		24-Apr-2015 15:30	28-Apr-2015 09:20	☐
HS15041217-03	MW-26	Water		24-Apr-2015 14:31	28-Apr-2015 09:20	☐
HS15041217-04	MW-26 Duplicate	Water		24-Apr-2015 14:31	28-Apr-2015 09:20	☐
HS15041217-05	MW-39	Water		24-Apr-2015 09:42	28-Apr-2015 09:20	☐
HS15041217-06	MW-40	Water		24-Apr-2015 10:20	28-Apr-2015 09:20	☐
HS15041217-07	Trip Blank - 032515-82	Water		24-Apr-2015 00:00	28-Apr-2015 09:20	☐
HS15041217-08	MW-37	Water		23-Apr-2015 09:17	28-Apr-2015 09:20	☐
HS15041217-09	MW-35	Water		23-Apr-2015 11:15	28-Apr-2015 09:20	☐
HS15041217-10	MW-34	Water		23-Apr-2015 10:05	28-Apr-2015 09:20	☐
HS15041217-11	MW-32	Water		23-Apr-2015 11:45	28-Apr-2015 09:20	☐
HS15041217-12	MW-29	Water		23-Apr-2015 12:15	28-Apr-2015 09:20	☐
HS15041217-13	MW-27	Water		24-Apr-2015 08:26	28-Apr-2015 09:20	☐
HS15041217-14	MW-27 Equipment Rinsate	Water		24-Apr-2015 08:18	28-Apr-2015 09:20	☐
HS15041217-15	MW-16	Water		24-Apr-2015 08:53	28-Apr-2015 09:20	☐
HS15041217-16	MW-16 Duplicate	Water		24-Apr-2015 08:53	28-Apr-2015 09:20	☐
HS15041217-17	MPE-39	Water		27-Apr-2015 11:15	28-Apr-2015 09:20	☐
HS15041217-18	MPE-31	Water		27-Apr-2015 11:40	28-Apr-2015 09:20	☐
HS15041217-19	Trip Blank - 032515-87	Water		24-Apr-2015 00:00	28-Apr-2015 09:20	☐
HS15041217-20	Trip Blank - 032515-84	Water		24-Apr-2015 00:00	28-Apr-2015 09:20	☐
HS15041217-21	Trip Blank - 032515-83	Water		24-Apr-2015 00:00	28-Apr-2015 09:20	☐

RIGHT SOLUTIONS | RIGHT PARTNER

Client: EarthCon **CASE NARRATIVE**
Project: Transwestern Compressor Sta. #9 SemiAnnual
Work Order: HS15041217

Work Order Comments

• The sample collection dates for all samples on page 1 of 2 state they were collected in 2014. The lab corrected and reported the year as 2015.

Sample MW16 Dup had one vial received with headspace. Sample MW-39 had two vials received with headspace. Sufficient volume was received without headspace for analysis.

Three additional Trip Blanks were received that were not listed on the chain of custody. As per historical events the laboratory proceeded with the analyses.

GCMS Volatiles by Method SW8260

Batch ID: R254007

Sample ID: **MPE-31 (HS15041217-18)**
• Lowest practical dilution due to matrix.

Batch ID: R253970

Sample ID: **MW-16 (HS15041217-15)**
Sample ID: **MW-16 Duplicate (HS15041217-16)**
Sample ID: **MW-27 (HS15041217-13)**
• Lowest practical dilution due to matrix.

Batch ID: R253959,R253963

• The test results meet requirements of the current NELAP standards, state requirements or programs where applicable.

RIGHT SOLUTIONS | RIGHT PARTNER

Client: EarthCon **ANALYTICAL REPORT**
Project: Transwestern Compressor Sta. #9 SemiAnnual WorkOrder:HS15041217
Sample ID: MW-20 Lab ID:HS15041217-01
Collection Date: 24-Apr-2015 15:07 Matrix:Water

ANALYSES	RESULT	QUAL	REPORT LIMIT	UNITS	DILUTION FACTOR	DATE ANALYZED
LOW LEVEL VOLATILES BY SW8260C		**Method:SW8260**				Analyst: AKP
1,1,1,2-Tetrachloroethane	ND		1.0	ug/L	1	02-May-2015 09:43
1,1,1-Trichloroethane	ND		1.0	ug/L	1	02-May-2015 09:43
1,1,2,2-Tetrachloroethane	ND		1.0	ug/L	1	02-May-2015 09:43
1,1,2-Trichloroethane	ND		1.0	ug/L	1	02-May-2015 09:43
1,1-Dichloroethane	**12**		**1.0**	**ug/L**	1	02-May-2015 09:43
1,1-Dichloroethene	**8.0**		**1.0**	**ug/L**	1	02-May-2015 09:43
1,1-Dichloropropene	ND		1.0	ug/L	1	02-May-2015 09:43
1,2,3-Trichlorobenzene	ND		1.0	ug/L	1	02-May-2015 09:43
1,2,3-Trichloropropane	ND		1.0	ug/L	1	02-May-2015 09:43
1,2,4-Trichlorobenzene	ND		1.0	ug/L	1	02-May-2015 09:43
1,2,4-Trimethylbenzene	ND		1.0	ug/L	1	02-May-2015 09:43
1,2-Dibromo-3-chloropropane	ND		1.0	ug/L	1	02-May-2015 09:43
1,2-Dibromoethane	ND		1.0	ug/L	1	02-May-2015 09:43
1,2-Dichlorobenzene	ND		1.0	ug/L	1	02-May-2015 09:43
1,2-Dichloroethane	ND		1.0	ug/L	1	02-May-2015 09:43
1,2-Dichloropropane	ND		1.0	ug/L	1	02-May-2015 09:43
1,3,5-Trimethylbenzene	ND		1.0	ug/L	1	02-May-2015 09:43
1,3-Dichlorobenzene	ND		1.0	ug/L	1	02-May-2015 09:43
1,3-Dichloropropane	ND		1.0	ug/L	1	02-May-2015 09:43
1,4-Dichlorobenzene	ND		1.0	ug/L	1	02-May-2015 09:43
1-Methylnaphthalene	ND		1.0	ug/L	1	02-May-2015 09:43
2,2-Dichloropropane	ND		1.0	ug/L	1	02-May-2015 09:43
2-Butanone	ND		2.0	ug/L	1	02-May-2015 09:43
2-Chlorotoluene	ND		1.0	ug/L	1	02-May-2015 09:43
2-Hexanone	ND		2.0	ug/L	1	02-May-2015 09:43
2-Methylnaphthalene	ND	n	1.0	ug/L	1	02-May-2015 09:43
4-Chlorotoluene	ND		1.0	ug/L	1	02-May-2015 09:43
4-Isopropyltoluene	ND		1.0	ug/L	1	02-May-2015 09:43
4-Methyl-2-pentanone	ND		2.0	ug/L	1	02-May-2015 09:43
Acetone	ND		2.0	ug/L	1	02-May-2015 09:43
Benzene	ND		1.0	ug/L	1	02-May-2015 09:43
Bromobenzene	ND		1.0	ug/L	1	02-May-2015 09:43
Bromodichloromethane	ND		1.0	ug/L	1	02-May-2015 09:43
Bromoform	ND		1.0	ug/L	1	02-May-2015 09:43
Bromomethane	ND		1.0	ug/L	1	02-May-2015 09:43
Carbon disulfide	ND		2.0	ug/L	1	02-May-2015 09:43
Carbon tetrachloride	ND		1.0	ug/L	1	02-May-2015 09:43
Chlorobenzene	ND		1.0	ug/L	1	02-May-2015 09:43
Chloroethane	ND		1.0	ug/L	1	02-May-2015 09:43

Note: See Qualifiers Page for a list of qualifiers and their explanation.

RIGHT SOLUTIONS | RIGHT PARTNER

Client: EarthCon **ANALYTICAL REPORT**
Project: Transwestern Compressor Sta. #9 SemiAnnual WorkOrder:HS15041217
Sample ID: MW-20 Lab ID:HS15041217-01
Collection Date: 24-Apr-2015 15:07 Matrix:Water

ANALYSES	RESULT	QUAL	REPORT LIMIT	UNITS	DILUTION FACTOR	DATE ANALYZED
LOW LEVEL VOLATILES BY SW8260C	**Method:SW8260**					Analyst: AKP
Chloroform	ND		1.0	ug/L	1	02-May-2015 09:43
Chloromethane	ND		1.0	ug/L	1	02-May-2015 09:43
cis-1,2-Dichloroethene	ND		1.0	ug/L	1	02-May-2015 09:43
cis-1,3-Dichloropropene	ND		1.0	ug/L	1	02-May-2015 09:43
Dibromochloromethane	ND		1.0	ug/L	1	02-May-2015 09:43
Dibromomethane	ND		1.0	ug/L	1	02-May-2015 09:43
Dichlorodifluoromethane	ND		1.0	ug/L	1	02-May-2015 09:43
Ethylbenzene	ND		1.0	ug/L	1	02-May-2015 09:43
Hexachlorobutadiene	ND		1.0	ug/L	1	02-May-2015 09:43
Isopropylbenzene	ND		1.0	ug/L	1	02-May-2015 09:43
Methyl tert-butyl ether	ND		1.0	ug/L	1	02-May-2015 09:43
Methylene chloride	ND		2.0	ug/L	1	02-May-2015 09:43
Naphthalene	ND		1.0	ug/L	1	02-May-2015 09:43
n-Butylbenzene	ND		1.0	ug/L	1	02-May-2015 09:43
n-Propylbenzene	ND		1.0	ug/L	1	02-May-2015 09:43
sec-Butylbenzene	ND		1.0	ug/L	1	02-May-2015 09:43
Styrene	ND		1.0	ug/L	1	02-May-2015 09:43
tert-Butylbenzene	ND		1.0	ug/L	1	02-May-2015 09:43
Tetrachloroethene	ND		1.0	ug/L	1	02-May-2015 09:43
Toluene	ND		1.0	ug/L	1	02-May-2015 09:43
trans-1,2-Dichloroethene	ND		1.0	ug/L	1	02-May-2015 09:43
trans-1,3-Dichloropropene	ND		1.0	ug/L	1	02-May-2015 09:43
Trichloroethene	ND		1.0	ug/L	1	02-May-2015 09:43
Trichlorofluoromethane	ND		1.0	ug/L	1	02-May-2015 09:43
Vinyl chloride	ND		1.0	ug/L	1	02-May-2015 09:43
Xylenes, Total	ND		3.0	ug/L	1	02-May-2015 09:43
Surr: 1,2-Dichloroethane-d4	*98.5*		*71-125*	*%REC*	*1*	*02-May-2015 09:43*
Surr: 4-Bromofluorobenzene	*98.2*		*70-125*	*%REC*	*1*	*02-May-2015 09:43*
Surr: Dibromofluoromethane	*97.4*		*74-125*	*%REC*	*1*	*02-May-2015 09:43*
Surr: Toluene-d8	*100*		*75-125*	*%REC*	*1*	*02-May-2015 09:43*

Note: See Qualifiers Page for a list of qualifiers and their explanation.

RIGHT SOLUTIONS | RIGHT PARTNER

Client: EarthCon **ANALYTICAL REPORT**
Project: Transwestern Compressor Sta. #9 SemiAnnual WorkOrder:HS15041217
Sample ID: MW-22 Lab ID:HS15041217-02
Collection Date: 24-Apr-2015 15:30 Matrix:Water

ANALYSES	RESULT	QUAL	REPORT LIMIT	UNITS	DILUTION FACTOR	DATE ANALYZED
LOW LEVEL VOLATILES BY SW8260C		**Method:SW8260**				Analyst: AKP
1,1,1,2-Tetrachloroethane	ND		1.0	ug/L	1	02-May-2015 10:08
1,1,1-Trichloroethane	ND		1.0	ug/L	1	02-May-2015 10:08
1,1,2,2-Tetrachloroethane	ND		1.0	ug/L	1	02-May-2015 10:08
1,1,2-Trichloroethane	ND		1.0	ug/L	1	02-May-2015 10:08
1,1-Dichloroethane	ND		1.0	ug/L	1	02-May-2015 10:08
1,1-Dichloroethene	**2.5**		**1.0**	**ug/L**	1	02-May-2015 10:08
1,1-Dichloropropene	ND		1.0	ug/L	1	02-May-2015 10:08
1,2,3-Trichlorobenzene	ND		1.0	ug/L	1	02-May-2015 10:08
1,2,3-Trichloropropane	ND		1.0	ug/L	1	02-May-2015 10:08
1,2,4-Trichlorobenzene	ND		1.0	ug/L	1	02-May-2015 10:08
1,2,4-Trimethylbenzene	ND		1.0	ug/L	1	02-May-2015 10:08
1,2-Dibromo-3-chloropropane	ND		1.0	ug/L	1	02-May-2015 10:08
1,2-Dibromoethane	ND		1.0	ug/L	1	02-May-2015 10:08
1,2-Dichlorobenzene	ND		1.0	ug/L	1	02-May-2015 10:08
1,2-Dichloroethane	ND		1.0	ug/L	1	02-May-2015 10:08
1,2-Dichloropropane	ND		1.0	ug/L	1	02-May-2015 10:08
1,3,5-Trimethylbenzene	ND		1.0	ug/L	1	02-May-2015 10:08
1,3-Dichlorobenzene	ND		1.0	ug/L	1	02-May-2015 10:08
1,3-Dichloropropane	ND		1.0	ug/L	1	02-May-2015 10:08
1,4-Dichlorobenzene	ND		1.0	ug/L	1	02-May-2015 10:08
1-Methylnaphthalene	ND		1.0	ug/L	1	02-May-2015 10:08
2,2-Dichloropropane	ND		1.0	ug/L	1	02-May-2015 10:08
2-Butanone	ND		2.0	ug/L	1	02-May-2015 10:08
2-Chlorotoluene	ND		1.0	ug/L	1	02-May-2015 10:08
2-Hexanone	ND		2.0	ug/L	1	02-May-2015 10:08
2-Methylnaphthalene	ND	n	1.0	ug/L	1	02-May-2015 10:08
4-Chlorotoluene	ND		1.0	ug/L	1	02-May-2015 10:08
4-Isopropyltoluene	ND		1.0	ug/L	1	02-May-2015 10:08
4-Methyl-2-pentanone	ND		2.0	ug/L	1	02-May-2015 10:08
Acetone	ND		2.0	ug/L	1	02-May-2015 10:08
Benzene	ND		1.0	ug/L	1	02-May-2015 10:08
Bromobenzene	ND		1.0	ug/L	1	02-May-2015 10:08
Bromodichloromethane	ND		1.0	ug/L	1	02-May-2015 10:08
Bromoform	ND		1.0	ug/L	1	02-May-2015 10:08
Bromomethane	ND		1.0	ug/L	1	02-May-2015 10:08
Carbon disulfide	ND		2.0	ug/L	1	02-May-2015 10:08
Carbon tetrachloride	ND		1.0	ug/L	1	02-May-2015 10:08
Chlorobenzene	ND		1.0	ug/L	1	02-May-2015 10:08
Chloroethane	ND		1.0	ug/L	1	02-May-2015 10:08

Note: See Qualifiers Page for a list of qualifiers and their explanation.

RIGHT SOLUTIONS | RIGHT PARTNER

Client: EarthCon **ANALYTICAL REPORT**
Project: Transwestern Compressor Sta. #9 SemiAnnual WorkOrder:HS15041217
Sample ID: MW-22 Lab ID:HS15041217-02
Collection Date: 24-Apr-2015 15:30 Matrix:Water

ANALYSES	RESULT	QUAL	REPORT LIMIT	UNITS	DILUTION FACTOR	DATE ANALYZED
LOW LEVEL VOLATILES BY SW8260C	**Method:SW8260**					Analyst: AKP
Chloroform	ND		1.0	ug/L	1	02-May-2015 10:08
Chloromethane	ND		1.0	ug/L	1	02-May-2015 10:08
cis-1,2-Dichloroethene	ND		1.0	ug/L	1	02-May-2015 10:08
cis-1,3-Dichloropropene	ND		1.0	ug/L	1	02-May-2015 10:08
Dibromochloromethane	ND		1.0	ug/L	1	02-May-2015 10:08
Dibromomethane	ND		1.0	ug/L	1	02-May-2015 10:08
Dichlorodifluoromethane	ND		1.0	ug/L	1	02-May-2015 10:08
Ethylbenzene	ND		1.0	ug/L	1	02-May-2015 10:08
Hexachlorobutadiene	ND		1.0	ug/L	1	02-May-2015 10:08
Isopropylbenzene	ND		1.0	ug/L	1	02-May-2015 10:08
Methyl tert-butyl ether	ND		1.0	ug/L	1	02-May-2015 10:08
Methylene chloride	ND		2.0	ug/L	1	02-May-2015 10:08
Naphthalene	ND		1.0	ug/L	1	02-May-2015 10:08
n-Butylbenzene	ND		1.0	ug/L	1	02-May-2015 10:08
n-Propylbenzene	ND		1.0	ug/L	1	02-May-2015 10:08
sec-Butylbenzene	ND		1.0	ug/L	1	02-May-2015 10:08
Styrene	ND		1.0	ug/L	1	02-May-2015 10:08
tert-Butylbenzene	ND		1.0	ug/L	1	02-May-2015 10:08
Tetrachloroethene	ND		1.0	ug/L	1	02-May-2015 10:08
Toluene	ND		1.0	ug/L	1	02-May-2015 10:08
trans-1,2-Dichloroethene	ND		1.0	ug/L	1	02-May-2015 10:08
trans-1,3-Dichloropropene	ND		1.0	ug/L	1	02-May-2015 10:08
Trichloroethene	ND		1.0	ug/L	1	02-May-2015 10:08
Trichlorofluoromethane	ND		1.0	ug/L	1	02-May-2015 10:08
Vinyl chloride	ND		1.0	ug/L	1	02-May-2015 10:08
Xylenes, Total	ND		3.0	ug/L	1	02-May-2015 10:08
Surr: 1,2-Dichloroethane-d4	*102*		*71-125*	*%REC*	*1*	*02-May-2015 10:08*
Surr: 4-Bromofluorobenzene	*97.0*		*70-125*	*%REC*	*1*	*02-May-2015 10:08*
Surr: Dibromofluoromethane	*99.8*		*74-125*	*%REC*	*1*	*02-May-2015 10:08*
Surr: Toluene-d8	*96.7*		*75-125*	*%REC*	*1*	*02-May-2015 10:08*

Note: See Qualifiers Page for a list of qualifiers and their explanation.

RIGHT SOLUTIONS | RIGHT PARTNER

Client: EarthCon **ANALYTICAL REPORT**
Project: Transwestern Compressor Sta. #9 SemiAnnual WorkOrder:HS15041217
Sample ID: MW-26 Lab ID:HS15041217-03
Collection Date: 24-Apr-2015 14:31 Matrix:Water

ANALYSES	RESULT	QUAL	REPORT LIMIT	UNITS	DILUTION FACTOR	DATE ANALYZED
LOW LEVEL VOLATILES BY SW8260C		**Method:SW8260**				Analyst: AKP
1,1,1,2-Tetrachloroethane	ND		1.0	ug/L	1	03-May-2015 13:21
1,1,1-Trichloroethane	ND		1.0	ug/L	1	03-May-2015 13:21
1,1,2,2-Tetrachloroethane	ND		1.0	ug/L	1	03-May-2015 13:21
1,1,2-Trichloroethane	ND		1.0	ug/L	1	03-May-2015 13:21
1,1-Dichloroethane	**6.9**		**1.0**	**ug/L**	1	03-May-2015 13:21
1,1-Dichloroethene	**50**		**1.0**	**ug/L**	1	03-May-2015 13:21
1,1-Dichloropropene	ND		1.0	ug/L	1	03-May-2015 13:21
1,2,3-Trichlorobenzene	ND		1.0	ug/L	1	03-May-2015 13:21
1,2,3-Trichloropropane	ND		1.0	ug/L	1	03-May-2015 13:21
1,2,4-Trichlorobenzene	ND		1.0	ug/L	1	03-May-2015 13:21
1,2,4-Trimethylbenzene	ND		1.0	ug/L	1	03-May-2015 13:21
1,2-Dibromo-3-chloropropane	ND		1.0	ug/L	1	03-May-2015 13:21
1,2-Dibromoethane	ND		1.0	ug/L	1	03-May-2015 13:21
1,2-Dichlorobenzene	ND		1.0	ug/L	1	03-May-2015 13:21
1,2-Dichloroethane	ND		1.0	ug/L	1	03-May-2015 13:21
1,2-Dichloropropane	ND		1.0	ug/L	1	03-May-2015 13:21
1,3,5-Trimethylbenzene	ND		1.0	ug/L	1	03-May-2015 13:21
1,3-Dichlorobenzene	ND		1.0	ug/L	1	03-May-2015 13:21
1,3-Dichloropropane	ND		1.0	ug/L	1	03-May-2015 13:21
1,4-Dichlorobenzene	ND		1.0	ug/L	1	03-May-2015 13:21
1-Methylnaphthalene	ND		1.0	ug/L	1	03-May-2015 13:21
2,2-Dichloropropane	ND		1.0	ug/L	1	03-May-2015 13:21
2-Butanone	ND		2.0	ug/L	1	03-May-2015 13:21
2-Chlorotoluene	ND		1.0	ug/L	1	03-May-2015 13:21
2-Hexanone	ND		2.0	ug/L	1	03-May-2015 13:21
2-Methylnaphthalene	ND	n	1.0	ug/L	1	03-May-2015 13:21
4-Chlorotoluene	ND		1.0	ug/L	1	03-May-2015 13:21
4-Isopropyltoluene	ND		1.0	ug/L	1	03-May-2015 13:21
4-Methyl-2-pentanone	ND		2.0	ug/L	1	03-May-2015 13:21
Acetone	ND		2.0	ug/L	1	03-May-2015 13:21
Benzene	ND		1.0	ug/L	1	03-May-2015 13:21
Bromobenzene	ND		1.0	ug/L	1	03-May-2015 13:21
Bromodichloromethane	ND		1.0	ug/L	1	03-May-2015 13:21
Bromoform	ND		1.0	ug/L	1	03-May-2015 13:21
Bromomethane	ND		1.0	ug/L	1	03-May-2015 13:21
Carbon disulfide	ND		2.0	ug/L	1	03-May-2015 13:21
Carbon tetrachloride	ND		1.0	ug/L	1	03-May-2015 13:21
Chlorobenzene	ND		1.0	ug/L	1	03-May-2015 13:21
Chloroethane	ND		1.0	ug/L	1	03-May-2015 13:21

Note: See Qualifiers Page for a list of qualifiers and their explanation.

RIGHT SOLUTIONS | RIGHT PARTNER

Client: EarthCon **ANALYTICAL REPORT**
Project: Transwestern Compressor Sta. #9 SemiAnnual WorkOrder:HS15041217
Sample ID: MW-26 Lab ID:HS15041217-03
Collection Date: 24-Apr-2015 14:31 Matrix:Water

ANALYSES	RESULT	QUAL	REPORT LIMIT	UNITS	DILUTION FACTOR	DATE ANALYZED
LOW LEVEL VOLATILES BY SW8260C	**Method:SW8260**					Analyst: AKP
Chloroform	ND		1.0	ug/L	1	03-May-2015 13:21
Chloromethane	ND		1.0	ug/L	1	03-May-2015 13:21
cis-1,2-Dichloroethene	ND		1.0	ug/L	1	03-May-2015 13:21
cis-1,3-Dichloropropene	ND		1.0	ug/L	1	03-May-2015 13:21
Dibromochloromethane	ND		1.0	ug/L	1	03-May-2015 13:21
Dibromomethane	ND		1.0	ug/L	1	03-May-2015 13:21
Dichlorodifluoromethane	ND		1.0	ug/L	1	03-May-2015 13:21
Ethylbenzene	ND		1.0	ug/L	1	03-May-2015 13:21
Hexachlorobutadiene	ND		1.0	ug/L	1	03-May-2015 13:21
Isopropylbenzene	ND		1.0	ug/L	1	03-May-2015 13:21
Methyl tert-butyl ether	ND		1.0	ug/L	1	03-May-2015 13:21
Methylene chloride	ND		2.0	ug/L	1	03-May-2015 13:21
Naphthalene	ND		1.0	ug/L	1	03-May-2015 13:21
n-Butylbenzene	ND		1.0	ug/L	1	03-May-2015 13:21
n-Propylbenzene	ND		1.0	ug/L	1	03-May-2015 13:21
sec-Butylbenzene	ND		1.0	ug/L	1	03-May-2015 13:21
Styrene	ND		1.0	ug/L	1	03-May-2015 13:21
tert-Butylbenzene	ND		1.0	ug/L	1	03-May-2015 13:21
Tetrachloroethene	ND		1.0	ug/L	1	03-May-2015 13:21
Toluene	ND		1.0	ug/L	1	03-May-2015 13:21
trans-1,2-Dichloroethene	ND		1.0	ug/L	1	03-May-2015 13:21
trans-1,3-Dichloropropene	ND		1.0	ug/L	1	03-May-2015 13:21
Trichloroethene	ND		1.0	ug/L	1	03-May-2015 13:21
Trichlorofluoromethane	ND		1.0	ug/L	1	03-May-2015 13:21
Vinyl chloride	ND		1.0	ug/L	1	03-May-2015 13:21
Xylenes, Total	ND		3.0	ug/L	1	03-May-2015 13:21
Surr: 1,2-Dichloroethane-d4	*98.0*		*71-125*	*%REC*	*1*	*03-May-2015 13:21*
Surr: 4-Bromofluorobenzene	*98.7*		*70-125*	*%REC*	*1*	*03-May-2015 13:21*
Surr: Dibromofluoromethane	*95.8*		*74-125*	*%REC*	*1*	*03-May-2015 13:21*
Surr: Toluene-d8	*100.0*		*75-125*	*%REC*	*1*	*03-May-2015 13:21*

Note: See Qualifiers Page for a list of qualifiers and their explanation.

RIGHT SOLUTIONS | RIGHT PARTNER

Client: EarthCon **ANALYTICAL REPORT**
Project: Transwestern Compressor Sta. #9 SemiAnnual WorkOrder:HS15041217
Sample ID: MW-26 Duplicate Lab ID:HS15041217-04
Collection Date: 24-Apr-2015 14:31 Matrix:Water

ANALYSES	RESULT	QUAL	REPORT LIMIT	UNITS	DILUTION FACTOR	DATE ANALYZED
LOW LEVEL VOLATILES BY SW8260C		**Method:SW8260**				Analyst: AKP
1,1,1,2-Tetrachloroethane	ND		1.0	ug/L	1	03-May-2015 22:34
1,1,1-Trichloroethane	ND		1.0	ug/L	1	03-May-2015 22:34
1,1,2,2-Tetrachloroethane	ND		1.0	ug/L	1	03-May-2015 22:34
1,1,2-Trichloroethane	ND		1.0	ug/L	1	03-May-2015 22:34
1,1-Dichloroethane	**7.0**		**1.0**	**ug/L**	1	03-May-2015 22:34
1,1-Dichloroethene	**52**		**1.0**	**ug/L**	1	03-May-2015 22:34
1,1-Dichloropropene	ND		1.0	ug/L	1	03-May-2015 22:34
1,2,3-Trichlorobenzene	ND		1.0	ug/L	1	03-May-2015 22:34
1,2,3-Trichloropropane	ND		1.0	ug/L	1	03-May-2015 22:34
1,2,4-Trichlorobenzene	ND		1.0	ug/L	1	03-May-2015 22:34
1,2,4-Trimethylbenzene	ND		1.0	ug/L	1	03-May-2015 22:34
1,2-Dibromo-3-chloropropane	ND		1.0	ug/L	1	03-May-2015 22:34
1,2-Dibromoethane	ND		1.0	ug/L	1	03-May-2015 22:34
1,2-Dichlorobenzene	ND		1.0	ug/L	1	03-May-2015 22:34
1,2-Dichloroethane	ND		1.0	ug/L	1	03-May-2015 22:34
1,2-Dichloropropane	ND		1.0	ug/L	1	03-May-2015 22:34
1,3,5-Trimethylbenzene	ND		1.0	ug/L	1	03-May-2015 22:34
1,3-Dichlorobenzene	ND		1.0	ug/L	1	03-May-2015 22:34
1,3-Dichloropropane	ND		1.0	ug/L	1	03-May-2015 22:34
1,4-Dichlorobenzene	ND		1.0	ug/L	1	03-May-2015 22:34
1-Methylnaphthalene	ND		1.0	ug/L	1	03-May-2015 22:34
2,2-Dichloropropane	ND		1.0	ug/L	1	03-May-2015 22:34
2-Butanone	ND		2.0	ug/L	1	03-May-2015 22:34
2-Chlorotoluene	ND		1.0	ug/L	1	03-May-2015 22:34
2-Hexanone	ND		2.0	ug/L	1	03-May-2015 22:34
2-Methylnaphthalene	ND	n	1.0	ug/L	1	03-May-2015 22:34
4-Chlorotoluene	ND		1.0	ug/L	1	03-May-2015 22:34
4-Isopropyltoluene	ND		1.0	ug/L	1	03-May-2015 22:34
4-Methyl-2-pentanone	ND		2.0	ug/L	1	03-May-2015 22:34
Acetone	ND		2.0	ug/L	1	03-May-2015 22:34
Benzene	ND		1.0	ug/L	1	03-May-2015 22:34
Bromobenzene	ND		1.0	ug/L	1	03-May-2015 22:34
Bromodichloromethane	ND		1.0	ug/L	1	03-May-2015 22:34
Bromoform	ND		1.0	ug/L	1	03-May-2015 22:34
Bromomethane	ND		1.0	ug/L	1	03-May-2015 22:34
Carbon disulfide	ND		2.0	ug/L	1	03-May-2015 22:34
Carbon tetrachloride	ND		1.0	ug/L	1	03-May-2015 22:34
Chlorobenzene	ND		1.0	ug/L	1	03-May-2015 22:34
Chloroethane	ND		1.0	ug/L	1	03-May-2015 22:34

Note: See Qualifiers Page for a list of qualifiers and their explanation.

RIGHT SOLUTIONS | RIGHT PARTNER

Client: EarthCon **ANALYTICAL REPORT**
Project: Transwestern Compressor Sta. #9 SemiAnnual WorkOrder:HS15041217
Sample ID: MW-26 Duplicate Lab ID:HS15041217-04
Collection Date: 24-Apr-2015 14:31 Matrix:Water

ANALYSES	RESULT	QUAL	REPORT LIMIT	UNITS	DILUTION FACTOR	DATE ANALYZED
LOW LEVEL VOLATILES BY SW8260C	**Method:SW8260**					Analyst: AKP
Chloroform	ND		1.0	ug/L	1	03-May-2015 22:34
Chloromethane	ND		1.0	ug/L	1	03-May-2015 22:34
cis-1,2-Dichloroethene	ND		1.0	ug/L	1	03-May-2015 22:34
cis-1,3-Dichloropropene	ND		1.0	ug/L	1	03-May-2015 22:34
Dibromochloromethane	ND		1.0	ug/L	1	03-May-2015 22:34
Dibromomethane	ND		1.0	ug/L	1	03-May-2015 22:34
Dichlorodifluoromethane	ND		1.0	ug/L	1	03-May-2015 22:34
Ethylbenzene	ND		1.0	ug/L	1	03-May-2015 22:34
Hexachlorobutadiene	ND		1.0	ug/L	1	03-May-2015 22:34
Isopropylbenzene	ND		1.0	ug/L	1	03-May-2015 22:34
Methyl tert-butyl ether	ND		1.0	ug/L	1	03-May-2015 22:34
Methylene chloride	ND		2.0	ug/L	1	03-May-2015 22:34
Naphthalene	ND		1.0	ug/L	1	03-May-2015 22:34
n-Butylbenzene	ND		1.0	ug/L	1	03-May-2015 22:34
n-Propylbenzene	ND		1.0	ug/L	1	03-May-2015 22:34
sec-Butylbenzene	ND		1.0	ug/L	1	03-May-2015 22:34
Styrene	ND		1.0	ug/L	1	03-May-2015 22:34
tert-Butylbenzene	ND		1.0	ug/L	1	03-May-2015 22:34
Tetrachloroethene	ND		1.0	ug/L	1	03-May-2015 22:34
Toluene	ND		1.0	ug/L	1	03-May-2015 22:34
trans-1,2-Dichloroethene	ND		1.0	ug/L	1	03-May-2015 22:34
trans-1,3-Dichloropropene	ND		1.0	ug/L	1	03-May-2015 22:34
Trichloroethene	ND		1.0	ug/L	1	03-May-2015 22:34
Trichlorofluoromethane	ND		1.0	ug/L	1	03-May-2015 22:34
Vinyl chloride	ND		1.0	ug/L	1	03-May-2015 22:34
Xylenes, Total	ND		3.0	ug/L	1	03-May-2015 22:34
Surr: 1,2-Dichloroethane-d4	*100*		*71-125*	*%REC*	*1*	*03-May-2015 22:34*
Surr: 4-Bromofluorobenzene	*96.9*		*70-125*	*%REC*	*1*	*03-May-2015 22:34*
Surr: Dibromofluoromethane	*99.6*		*74-125*	*%REC*	*1*	*03-May-2015 22:34*
Surr: Toluene-d8	*100*		*75-125*	*%REC*	*1*	*03-May-2015 22:34*

Note: See Qualifiers Page for a list of qualifiers and their explanation.

RIGHT SOLUTIONS | RIGHT PARTNER

Client: EarthCon **ANALYTICAL REPORT**
Project: Transwestern Compressor Sta. #9 SemiAnnual WorkOrder:HS15041217
Sample ID: MW-39 Lab ID:HS15041217-05
Collection Date: 24-Apr-2015 09:42 Matrix:Water

ANALYSES	RESULT	QUAL	REPORT LIMIT	UNITS	DILUTION FACTOR	DATE ANALYZED
LOW LEVEL VOLATILES BY SW8260C		**Method:SW8260**				Analyst: AKP
1,1,1,2-Tetrachloroethane	ND		1.0	ug/L	1	04-May-2015 03:09
1,1,1-Trichloroethane	ND		1.0	ug/L	1	04-May-2015 03:09
1,1,2,2-Tetrachloroethane	ND		1.0	ug/L	1	04-May-2015 03:09
1,1,2-Trichloroethane	ND		1.0	ug/L	1	04-May-2015 03:09
1,1-Dichloroethane	**2.5**		**1.0**	**ug/L**	1	04-May-2015 03:09
1,1-Dichloroethene	**22**		**1.0**	**ug/L**	1	04-May-2015 03:09
1,1-Dichloropropene	ND		1.0	ug/L	1	04-May-2015 03:09
1,2,3-Trichlorobenzene	ND		1.0	ug/L	1	04-May-2015 03:09
1,2,3-Trichloropropane	ND		1.0	ug/L	1	04-May-2015 03:09
1,2,4-Trichlorobenzene	ND		1.0	ug/L	1	04-May-2015 03:09
1,2,4-Trimethylbenzene	ND		1.0	ug/L	1	04-May-2015 03:09
1,2-Dibromo-3-chloropropane	ND		1.0	ug/L	1	04-May-2015 03:09
1,2-Dibromoethane	ND		1.0	ug/L	1	04-May-2015 03:09
1,2-Dichlorobenzene	ND		1.0	ug/L	1	04-May-2015 03:09
1,2-Dichloroethane	ND		1.0	ug/L	1	04-May-2015 03:09
1,2-Dichloropropane	ND		1.0	ug/L	1	04-May-2015 03:09
1,3,5-Trimethylbenzene	ND		1.0	ug/L	1	04-May-2015 03:09
1,3-Dichlorobenzene	ND		1.0	ug/L	1	04-May-2015 03:09
1,3-Dichloropropane	ND		1.0	ug/L	1	04-May-2015 03:09
1,4-Dichlorobenzene	ND		1.0	ug/L	1	04-May-2015 03:09
1-Methylnaphthalene	ND		1.0	ug/L	1	04-May-2015 03:09
2,2-Dichloropropane	ND		1.0	ug/L	1	04-May-2015 03:09
2-Butanone	ND		2.0	ug/L	1	04-May-2015 03:09
2-Chlorotoluene	ND		1.0	ug/L	1	04-May-2015 03:09
2-Hexanone	ND		2.0	ug/L	1	04-May-2015 03:09
2-Methylnaphthalene	ND	n	1.0	ug/L	1	04-May-2015 03:09
4-Chlorotoluene	ND		1.0	ug/L	1	04-May-2015 03:09
4-Isopropyltoluene	ND		1.0	ug/L	1	04-May-2015 03:09
4-Methyl-2-pentanone	ND		2.0	ug/L	1	04-May-2015 03:09
Acetone	ND		2.0	ug/L	1	04-May-2015 03:09
Benzene	ND		1.0	ug/L	1	04-May-2015 03:09
Bromobenzene	ND		1.0	ug/L	1	04-May-2015 03:09
Bromodichloromethane	ND		1.0	ug/L	1	04-May-2015 03:09
Bromoform	ND		1.0	ug/L	1	04-May-2015 03:09
Bromomethane	ND		1.0	ug/L	1	04-May-2015 03:09
Carbon disulfide	ND		2.0	ug/L	1	04-May-2015 03:09
Carbon tetrachloride	ND		1.0	ug/L	1	04-May-2015 03:09
Chlorobenzene	ND		1.0	ug/L	1	04-May-2015 03:09
Chloroethane	ND		1.0	ug/L	1	04-May-2015 03:09

Note: See Qualifiers Page for a list of qualifiers and their explanation.

RIGHT SOLUTIONS | RIGHT PARTNER

Client: EarthCon **ANALYTICAL REPORT**
Project: Transwestern Compressor Sta. #9 SemiAnnual WorkOrder:HS15041217
Sample ID: MW-39 Lab ID:HS15041217-05
Collection Date: 24-Apr-2015 09:42 Matrix:Water

ANALYSES	RESULT	QUAL	REPORT LIMIT	UNITS	DILUTION FACTOR	DATE ANALYZED
LOW LEVEL VOLATILES BY SW8260C	**Method:SW8260**					Analyst: AKP
Chloroform	ND		1.0	ug/L	1	04-May-2015 03:09
Chloromethane	ND		1.0	ug/L	1	04-May-2015 03:09
cis-1,2-Dichloroethene	ND		1.0	ug/L	1	04-May-2015 03:09
cis-1,3-Dichloropropene	ND		1.0	ug/L	1	04-May-2015 03:09
Dibromochloromethane	ND		1.0	ug/L	1	04-May-2015 03:09
Dibromomethane	ND		1.0	ug/L	1	04-May-2015 03:09
Dichlorodifluoromethane	ND		1.0	ug/L	1	04-May-2015 03:09
Ethylbenzene	ND		1.0	ug/L	1	04-May-2015 03:09
Hexachlorobutadiene	ND		1.0	ug/L	1	04-May-2015 03:09
Isopropylbenzene	ND		1.0	ug/L	1	04-May-2015 03:09
Methyl tert-butyl ether	ND		1.0	ug/L	1	04-May-2015 03:09
Methylene chloride	ND		2.0	ug/L	1	04-May-2015 03:09
Naphthalene	ND		1.0	ug/L	1	04-May-2015 03:09
n-Butylbenzene	ND		1.0	ug/L	1	04-May-2015 03:09
n-Propylbenzene	ND		1.0	ug/L	1	04-May-2015 03:09
sec-Butylbenzene	ND		1.0	ug/L	1	04-May-2015 03:09
Styrene	ND		1.0	ug/L	1	04-May-2015 03:09
tert-Butylbenzene	ND		1.0	ug/L	1	04-May-2015 03:09
Tetrachloroethene	ND		1.0	ug/L	1	04-May-2015 03:09
Toluene	ND		1.0	ug/L	1	04-May-2015 03:09
trans-1,2-Dichloroethene	ND		1.0	ug/L	1	04-May-2015 03:09
trans-1,3-Dichloropropene	ND		1.0	ug/L	1	04-May-2015 03:09
Trichloroethene	ND		1.0	ug/L	1	04-May-2015 03:09
Trichlorofluoromethane	ND		1.0	ug/L	1	04-May-2015 03:09
Vinyl chloride	ND		1.0	ug/L	1	04-May-2015 03:09
Xylenes, Total	ND		3.0	ug/L	1	04-May-2015 03:09
Surr: 1,2-Dichloroethane-d4	*95.3*		*71-125*	*%REC*	*1*	*04-May-2015 03:09*
Surr: 4-Bromofluorobenzene	*97.4*		*70-125*	*%REC*	*1*	*04-May-2015 03:09*
Surr: Dibromofluoromethane	*96.8*		*74-125*	*%REC*	*1*	*04-May-2015 03:09*
Surr: Toluene-d8	*98.3*		*75-125*	*%REC*	*1*	*04-May-2015 03:09*

Note: See Qualifiers Page for a list of qualifiers and their explanation.

RIGHT SOLUTIONS | RIGHT PARTNER

Client: EarthCon **ANALYTICAL REPORT**
Project: Transwestern Compressor Sta. #9 SemiAnnual WorkOrder:HS15041217
Sample ID: MW-40 Lab ID:HS15041217-06
Collection Date: 24-Apr-2015 10:20 Matrix:Water

ANALYSES	RESULT	QUAL	REPORT LIMIT	UNITS	DILUTION FACTOR	DATE ANALYZED
LOW LEVEL VOLATILES BY SW8260C	**Method:SW8260**					Analyst: AKP
1,1,1,2-Tetrachloroethane	ND		1.0	ug/L	1	04-May-2015 05:20
1,1,1-Trichloroethane	ND		1.0	ug/L	1	04-May-2015 05:20
1,1,2,2-Tetrachloroethane	ND		1.0	ug/L	1	04-May-2015 05:20
1,1,2-Trichloroethane	ND		1.0	ug/L	1	04-May-2015 05:20
1,1-Dichloroethane	ND		1.0	ug/L	1	04-May-2015 05:20
1,1-Dichloroethene	ND		1.0	ug/L	1	04-May-2015 05:20
1,1-Dichloropropene	ND		1.0	ug/L	1	04-May-2015 05:20
1,2,3-Trichlorobenzene	ND		1.0	ug/L	1	04-May-2015 05:20
1,2,3-Trichloropropane	ND		1.0	ug/L	1	04-May-2015 05:20
1,2,4-Trichlorobenzene	ND		1.0	ug/L	1	04-May-2015 05:20
1,2,4-Trimethylbenzene	ND		1.0	ug/L	1	04-May-2015 05:20
1,2-Dibromo-3-chloropropane	ND		1.0	ug/L	1	04-May-2015 05:20
1,2-Dibromoethane	ND		1.0	ug/L	1	04-May-2015 05:20
1,2-Dichlorobenzene	ND		1.0	ug/L	1	04-May-2015 05:20
1,2-Dichloroethane	ND		1.0	ug/L	1	04-May-2015 05:20
1,2-Dichloropropane	ND		1.0	ug/L	1	04-May-2015 05:20
1,3,5-Trimethylbenzene	ND		1.0	ug/L	1	04-May-2015 05:20
1,3-Dichlorobenzene	ND		1.0	ug/L	1	04-May-2015 05:20
1,3-Dichloropropane	ND		1.0	ug/L	1	04-May-2015 05:20
1,4-Dichlorobenzene	ND		1.0	ug/L	1	04-May-2015 05:20
1-Methylnaphthalene	ND		1.0	ug/L	1	04-May-2015 05:20
2,2-Dichloropropane	ND		1.0	ug/L	1	04-May-2015 05:20
2-Butanone	ND		2.0	ug/L	1	04-May-2015 05:20
2-Chlorotoluene	ND		1.0	ug/L	1	04-May-2015 05:20
2-Hexanone	ND		2.0	ug/L	1	04-May-2015 05:20
2-Methylnaphthalene	ND	n	1.0	ug/L	1	04-May-2015 05:20
4-Chlorotoluene	ND		1.0	ug/L	1	04-May-2015 05:20
4-Isopropyltoluene	ND		1.0	ug/L	1	04-May-2015 05:20
4-Methyl-2-pentanone	ND		2.0	ug/L	1	04-May-2015 05:20
Acetone	ND		2.0	ug/L	1	04-May-2015 05:20
Benzene	ND		1.0	ug/L	1	04-May-2015 05:20
Bromobenzene	ND		1.0	ug/L	1	04-May-2015 05:20
Bromodichloromethane	ND		1.0	ug/L	1	04-May-2015 05:20
Bromoform	ND		1.0	ug/L	1	04-May-2015 05:20
Bromomethane	ND		1.0	ug/L	1	04-May-2015 05:20
Carbon disulfide	ND		2.0	ug/L	1	04-May-2015 05:20
Carbon tetrachloride	ND		1.0	ug/L	1	04-May-2015 05:20
Chlorobenzene	ND		1.0	ug/L	1	04-May-2015 05:20
Chloroethane	ND		1.0	ug/L	1	04-May-2015 05:20

Note: See Qualifiers Page for a list of qualifiers and their explanation.

RIGHT SOLUTIONS | RIGHT PARTNER

Client: EarthCon **ANALYTICAL REPORT**
Project: Transwestern Compressor Sta. #9 SemiAnnual WorkOrder:HS15041217
Sample ID: MW-40 Lab ID:HS15041217-06
Collection Date: 24-Apr-2015 10:20 Matrix:Water

ANALYSES	RESULT	QUAL	REPORT LIMIT	UNITS	DILUTION FACTOR	DATE ANALYZED
LOW LEVEL VOLATILES BY SW8260C	**Method:SW8260**					Analyst: AKP
Chloroform	ND		1.0	ug/L	1	04-May-2015 05:20
Chloromethane	ND		1.0	ug/L	1	04-May-2015 05:20
cis-1,2-Dichloroethene	ND		1.0	ug/L	1	04-May-2015 05:20
cis-1,3-Dichloropropene	ND		1.0	ug/L	1	04-May-2015 05:20
Dibromochloromethane	ND		1.0	ug/L	1	04-May-2015 05:20
Dibromomethane	ND		1.0	ug/L	1	04-May-2015 05:20
Dichlorodifluoromethane	ND		1.0	ug/L	1	04-May-2015 05:20
Ethylbenzene	ND		1.0	ug/L	1	04-May-2015 05:20
Hexachlorobutadiene	ND		1.0	ug/L	1	04-May-2015 05:20
Isopropylbenzene	ND		1.0	ug/L	1	04-May-2015 05:20
Methyl tert-butyl ether	ND		1.0	ug/L	1	04-May-2015 05:20
Methylene chloride	ND		2.0	ug/L	1	04-May-2015 05:20
Naphthalene	ND		1.0	ug/L	1	04-May-2015 05:20
n-Butylbenzene	ND		1.0	ug/L	1	04-May-2015 05:20
n-Propylbenzene	ND		1.0	ug/L	1	04-May-2015 05:20
sec-Butylbenzene	ND		1.0	ug/L	1	04-May-2015 05:20
Styrene	ND		1.0	ug/L	1	04-May-2015 05:20
tert-Butylbenzene	ND		1.0	ug/L	1	04-May-2015 05:20
Tetrachloroethene	ND		1.0	ug/L	1	04-May-2015 05:20
Toluene	ND		1.0	ug/L	1	04-May-2015 05:20
trans-1,2-Dichloroethene	ND		1.0	ug/L	1	04-May-2015 05:20
trans-1,3-Dichloropropene	ND		1.0	ug/L	1	04-May-2015 05:20
Trichloroethene	ND		1.0	ug/L	1	04-May-2015 05:20
Trichlorofluoromethane	ND		1.0	ug/L	1	04-May-2015 05:20
Vinyl chloride	ND		1.0	ug/L	1	04-May-2015 05:20
Xylenes, Total	ND		3.0	ug/L	1	04-May-2015 05:20
Surr: 1,2-Dichloroethane-d4	*96.5*		*71-125*	*%REC*	*1*	*04-May-2015 05:20*
Surr: 4-Bromofluorobenzene	*96.6*		*70-125*	*%REC*	*1*	*04-May-2015 05:20*
Surr: Dibromofluoromethane	*96.2*		*74-125*	*%REC*	*1*	*04-May-2015 05:20*
Surr: Toluene-d8	*98.3*		*75-125*	*%REC*	*1*	*04-May-2015 05:20*

Note: See Qualifiers Page for a list of qualifiers and their explanation.

RIGHT SOLUTIONS | RIGHT PARTNER

Client: EarthCon **ANALYTICAL REPORT**
Project: Transwestern Compressor Sta. #9 SemiAnnual WorkOrder:HS15041217
Sample ID: Trip Blank - 032515-82 Lab ID:HS15041217-07
Collection Date: 24-Apr-2015 00:00 Matrix:Water

ANALYSES	RESULT	QUAL	REPORT LIMIT	UNITS	DILUTION FACTOR	DATE ANALYZED
LOW LEVEL VOLATILES BY SW8260C		**Method:SW8260**				Analyst: AKP
1,1,1,2-Tetrachloroethane	ND		1.0	ug/L	1	04-May-2015 01:29
1,1,1-Trichloroethane	ND		1.0	ug/L	1	04-May-2015 01:29
1,1,2,2-Tetrachloroethane	ND		1.0	ug/L	1	04-May-2015 01:29
1,1,2-Trichloroethane	ND		1.0	ug/L	1	04-May-2015 01:29
1,1-Dichloroethane	ND		1.0	ug/L	1	04-May-2015 01:29
1,1-Dichloroethene	ND		1.0	ug/L	1	04-May-2015 01:29
1,1-Dichloropropene	ND		1.0	ug/L	1	04-May-2015 01:29
1,2,3-Trichlorobenzene	ND		1.0	ug/L	1	04-May-2015 01:29
1,2,3-Trichloropropane	ND		1.0	ug/L	1	04-May-2015 01:29
1,2,4-Trichlorobenzene	ND		1.0	ug/L	1	04-May-2015 01:29
1,2,4-Trimethylbenzene	ND		1.0	ug/L	1	04-May-2015 01:29
1,2-Dibromo-3-chloropropane	ND		1.0	ug/L	1	04-May-2015 01:29
1,2-Dibromoethane	ND		1.0	ug/L	1	04-May-2015 01:29
1,2-Dichlorobenzene	ND		1.0	ug/L	1	04-May-2015 01:29
1,2-Dichloroethane	ND		1.0	ug/L	1	04-May-2015 01:29
1,2-Dichloropropane	ND		1.0	ug/L	1	04-May-2015 01:29
1,3,5-Trimethylbenzene	ND		1.0	ug/L	1	04-May-2015 01:29
1,3-Dichlorobenzene	ND		1.0	ug/L	1	04-May-2015 01:29
1,3-Dichloropropane	ND		1.0	ug/L	1	04-May-2015 01:29
1,4-Dichlorobenzene	ND		1.0	ug/L	1	04-May-2015 01:29
1-Methylnaphthalene	ND		1.0	ug/L	1	04-May-2015 01:29
2,2-Dichloropropane	ND		1.0	ug/L	1	04-May-2015 01:29
2-Butanone	ND		2.0	ug/L	1	04-May-2015 01:29
2-Chlorotoluene	ND		1.0	ug/L	1	04-May-2015 01:29
2-Hexanone	ND		2.0	ug/L	1	04-May-2015 01:29
2-Methylnaphthalene	ND	n	1.0	ug/L	1	04-May-2015 01:29
4-Chlorotoluene	ND		1.0	ug/L	1	04-May-2015 01:29
4-Isopropyltoluene	ND		1.0	ug/L	1	04-May-2015 01:29
4-Methyl-2-pentanone	ND		2.0	ug/L	1	04-May-2015 01:29
Acetone	ND		2.0	ug/L	1	04-May-2015 01:29
Benzene	ND		1.0	ug/L	1	04-May-2015 01:29
Bromobenzene	ND		1.0	ug/L	1	04-May-2015 01:29
Bromodichloromethane	ND		1.0	ug/L	1	04-May-2015 01:29
Bromoform	ND		1.0	ug/L	1	04-May-2015 01:29
Bromomethane	ND		1.0	ug/L	1	04-May-2015 01:29
Carbon disulfide	ND		2.0	ug/L	1	04-May-2015 01:29
Carbon tetrachloride	ND		1.0	ug/L	1	04-May-2015 01:29
Chlorobenzene	ND		1.0	ug/L	1	04-May-2015 01:29
Chloroethane	ND		1.0	ug/L	1	04-May-2015 01:29

Note: See Qualifiers Page for a list of qualifiers and their explanation.

RIGHT SOLUTIONS | RIGHT PARTNER

Client: EarthCon **ANALYTICAL REPORT**
Project: Transwestern Compressor Sta. #9 SemiAnnual WorkOrder:HS15041217
Sample ID: Trip Blank - 032515-82 Lab ID:HS15041217-07
Collection Date: 24-Apr-2015 00:00 Matrix:Water

ANALYSES	RESULT	QUAL	REPORT LIMIT	UNITS	DILUTION FACTOR	DATE ANALYZED
LOW LEVEL VOLATILES BY SW8260C	**Method:SW8260**					Analyst: AKP
Chloroform	ND		1.0	ug/L	1	04-May-2015 01:29
Chloromethane	ND		1.0	ug/L	1	04-May-2015 01:29
cis-1,2-Dichloroethene	ND		1.0	ug/L	1	04-May-2015 01:29
cis-1,3-Dichloropropene	ND		1.0	ug/L	1	04-May-2015 01:29
Dibromochloromethane	ND		1.0	ug/L	1	04-May-2015 01:29
Dibromomethane	ND		1.0	ug/L	1	04-May-2015 01:29
Dichlorodifluoromethane	ND		1.0	ug/L	1	04-May-2015 01:29
Ethylbenzene	ND		1.0	ug/L	1	04-May-2015 01:29
Hexachlorobutadiene	ND		1.0	ug/L	1	04-May-2015 01:29
Isopropylbenzene	ND		1.0	ug/L	1	04-May-2015 01:29
Methyl tert-butyl ether	ND		1.0	ug/L	1	04-May-2015 01:29
Methylene chloride	ND		2.0	ug/L	1	04-May-2015 01:29
Naphthalene	ND		1.0	ug/L	1	04-May-2015 01:29
n-Butylbenzene	ND		1.0	ug/L	1	04-May-2015 01:29
n-Propylbenzene	ND		1.0	ug/L	1	04-May-2015 01:29
sec-Butylbenzene	ND		1.0	ug/L	1	04-May-2015 01:29
Styrene	ND		1.0	ug/L	1	04-May-2015 01:29
tert-Butylbenzene	ND		1.0	ug/L	1	04-May-2015 01:29
Tetrachloroethene	ND		1.0	ug/L	1	04-May-2015 01:29
Toluene	ND		1.0	ug/L	1	04-May-2015 01:29
trans-1,2-Dichloroethene	ND		1.0	ug/L	1	04-May-2015 01:29
trans-1,3-Dichloropropene	ND		1.0	ug/L	1	04-May-2015 01:29
Trichloroethene	ND		1.0	ug/L	1	04-May-2015 01:29
Trichlorofluoromethane	ND		1.0	ug/L	1	04-May-2015 01:29
Vinyl chloride	ND		1.0	ug/L	1	04-May-2015 01:29
Xylenes, Total	ND		3.0	ug/L	1	04-May-2015 01:29
Surr: 1,2-Dichloroethane-d4	*95.2*		*71-125*	*%REC*	*1*	*04-May-2015 01:29*
Surr: 4-Bromofluorobenzene	*96.7*		*70-125*	*%REC*	*1*	*04-May-2015 01:29*
Surr: Dibromofluoromethane	*95.8*		*74-125*	*%REC*	*1*	*04-May-2015 01:29*
Surr: Toluene-d8	*98.8*		*75-125*	*%REC*	*1*	*04-May-2015 01:29*

Note: See Qualifiers Page for a list of qualifiers and their explanation.

RIGHT SOLUTIONS | RIGHT PARTNER

Client: EarthCon **ANALYTICAL REPORT**
Project: Transwestern Compressor Sta. #9 SemiAnnual WorkOrder:HS15041217
Sample ID: MW-37 Lab ID:HS15041217-08
Collection Date: 23-Apr-2015 09:17 Matrix:Water

ANALYSES	RESULT	QUAL	REPORT LIMIT	UNITS	DILUTION FACTOR	DATE ANALYZED
LOW LEVEL VOLATILES BY SW8260C	**Method:SW8260**					Analyst: AKP
Benzene	ND		1.0	ug/L	1	04-May-2015 05:45
Ethylbenzene	ND		1.0	ug/L	1	04-May-2015 05:45
Toluene	ND		1.0	ug/L	1	04-May-2015 05:45
m,p-Xylene	ND		2.0	ug/L	1	04-May-2015 05:45
o-Xylene	ND		1.0	ug/L	1	04-May-2015 05:45
Xylenes, Total	ND		3.0	ug/L	1	04-May-2015 05:45
Surr: 1,2-Dichloroethane-d4	*96.8*		*71-125*	*%REC*	*1*	*04-May-2015 05:45*
Surr: 4-Bromofluorobenzene	*96.8*		*70-125*	*%REC*	*1*	*04-May-2015 05:45*
Surr: Dibromofluoromethane	*94.2*		*74-125*	*%REC*	*1*	*04-May-2015 05:45*
Surr: Toluene-d8	*99.1*		*75-125*	*%REC*	*1*	*04-May-2015 05:45*

Note: See Qualifiers Page for a list of qualifiers and their explanation.

RIGHT SOLUTIONS | RIGHT PARTNER

Client: EarthCon
ANALYTICAL REPORT
Project: Transwestern Compressor Sta. #9 SemiAnnual WorkOrder:HS15041217
Sample ID: MW-35 Lab ID:HS15041217-09
Collection Date: 23-Apr-2015 11:15 Matrix:Water

ANALYSES	RESULT	QUAL	REPORT LIMIT	UNITS	DILUTION FACTOR	DATE ANALYZED
LOW LEVEL VOLATILES BY SW8260C	**Method:SW8260**					Analyst: AKP
Benzene	ND		1.0	ug/L	1	02-May-2015 02:13
Ethylbenzene	ND		1.0	ug/L	1	02-May-2015 02:13
Toluene	ND		1.0	ug/L	1	02-May-2015 02:13
m,p-Xylene	ND		2.0	ug/L	1	02-May-2015 02:13
o-Xylene	ND		1.0	ug/L	1	02-May-2015 02:13
Xylenes, Total	ND		3.0	ug/L	1	02-May-2015 02:13
Surr: 1,2-Dichloroethane-d4	*100*		*71-125*	*%REC*	*1*	*02-May-2015 02:13*
Surr: 4-Bromofluorobenzene	*98.1*		*70-125*	*%REC*	*1*	*02-May-2015 02:13*
Surr: Dibromofluoromethane	*100*		*74-125*	*%REC*	*1*	*02-May-2015 02:13*
Surr: Toluene-d8	*99.6*		*75-125*	*%REC*	*1*	*02-May-2015 02:13*

Note: See Qualifiers Page for a list of qualifiers and their explanation.

RIGHT SOLUTIONS | RIGHT PARTNER

Client: EarthCon **ANALYTICAL REPORT**
Project: Transwestern Compressor Sta. #9 SemiAnnual WorkOrder:HS15041217
Sample ID: MW-34 Lab ID:HS15041217-10
Collection Date: 23-Apr-2015 10:05 Matrix:Water

ANALYSES	RESULT	QUAL	REPORT LIMIT	UNITS	DILUTION FACTOR	DATE ANALYZED
LOW LEVEL VOLATILES BY SW8260C	**Method:SW8260**					Analyst: AKP
Benzene	ND		1.0	ug/L	1	04-May-2015 06:10
Ethylbenzene	ND		1.0	ug/L	1	04-May-2015 06:10
Toluene	ND		1.0	ug/L	1	04-May-2015 06:10
m,p-Xylene	ND		2.0	ug/L	1	04-May-2015 06:10
o-Xylene	ND		1.0	ug/L	1	04-May-2015 06:10
Xylenes, Total	ND		3.0	ug/L	1	04-May-2015 06:10
Surr: 1,2-Dichloroethane-d4	*98.1*		*71-125*	*%REC*	*1*	*04-May-2015 06:10*
Surr: 4-Bromofluorobenzene	*97.2*		*70-125*	*%REC*	*1*	*04-May-2015 06:10*
Surr: Dibromofluoromethane	*99.6*		*74-125*	*%REC*	*1*	*04-May-2015 06:10*
Surr: Toluene-d8	*100*		*75-125*	*%REC*	*1*	*04-May-2015 06:10*

Note: See Qualifiers Page for a list of qualifiers and their explanation.

RIGHT SOLUTIONS | RIGHT PARTNER

Client: EarthCon **ANALYTICAL REPORT**
Project: Transwestern Compressor Sta. #9 SemiAnnual WorkOrder:HS15041217
Sample ID: MW-32 Lab ID:HS15041217-11
Collection Date: 23-Apr-2015 11:45 Matrix:Water

ANALYSES	RESULT	QUAL	REPORT LIMIT	UNITS	DILUTION FACTOR	DATE ANALYZED
LOW LEVEL VOLATILES BY SW8260C	**Method:SW8260**					Analyst: AKP
Benzene	ND		1.0	ug/L	1	04-May-2015 06:35
Ethylbenzene	ND		1.0	ug/L	1	04-May-2015 06:35
Toluene	ND		1.0	ug/L	1	04-May-2015 06:35
m,p-Xylene	ND		2.0	ug/L	1	04-May-2015 06:35
o-Xylene	ND		1.0	ug/L	1	04-May-2015 06:35
Xylenes, Total	ND		3.0	ug/L	1	04-May-2015 06:35
Surr: 1,2-Dichloroethane-d4	*96.0*		*71-125*	*%REC*	*1*	*04-May-2015 06:35*
Surr: 4-Bromofluorobenzene	*97.4*		*70-125*	*%REC*	*1*	*04-May-2015 06:35*
Surr: Dibromofluoromethane	*100*		*74-125*	*%REC*	*1*	*04-May-2015 06:35*
Surr: Toluene-d8	*98.3*		*75-125*	*%REC*	*1*	*04-May-2015 06:35*

Note: See Qualifiers Page for a list of qualifiers and their explanation.

RIGHT SOLUTIONS | RIGHT PARTNER

Client: EarthCon **ANALYTICAL REPORT**
Project: Transwestern Compressor Sta. #9 SemiAnnual WorkOrder:HS15041217
Sample ID: MW-29 Lab ID:HS15041217-12
Collection Date: 23-Apr-2015 12:15 Matrix:Water

ANALYSES	RESULT	QUAL	REPORT LIMIT	UNITS	DILUTION FACTOR	DATE ANALYZED
LOW LEVEL VOLATILES BY SW8260C	**Method:SW8260**					Analyst: AKP
Benzene	ND		1.0	ug/L	1	04-May-2015 07:00
Ethylbenzene	ND		1.0	ug/L	1	04-May-2015 07:00
Toluene	ND		1.0	ug/L	1	04-May-2015 07:00
m,p-Xylene	ND		2.0	ug/L	1	04-May-2015 07:00
o-Xylene	ND		1.0	ug/L	1	04-May-2015 07:00
Xylenes, Total	ND		3.0	ug/L	1	04-May-2015 07:00
Surr: 1,2-Dichloroethane-d4	*98.9*		*71-125*	*%REC*	*1*	*04-May-2015 07:00*
Surr: 4-Bromofluorobenzene	*97.8*		*70-125*	*%REC*	*1*	*04-May-2015 07:00*
Surr: Dibromofluoromethane	*99.4*		*74-125*	*%REC*	*1*	*04-May-2015 07:00*
Surr: Toluene-d8	*98.8*		*75-125*	*%REC*	*1*	*04-May-2015 07:00*

Note: See Qualifiers Page for a list of qualifiers and their explanation.

RIGHT SOLUTIONS | RIGHT PARTNER

Client: EarthCon **ANALYTICAL REPORT**
Project: Transwestern Compressor Sta. #9 SemiAnnual WorkOrder:HS15041217
Sample ID: MW-27 Lab ID:HS15041217-13
Collection Date: 24-Apr-2015 08:26 Matrix:Water

ANALYSES	RESULT	QUAL	REPORT LIMIT	UNITS	DILUTION FACTOR	DATE ANALYZED
LOW LEVEL VOLATILES BY SW8260C	**Method:SW8260**					Analyst: AKP
Benzene	ND		10	ug/L	10	04-May-2015 07:53
Ethylbenzene	ND		10	ug/L	10	04-May-2015 07:53
Toluene	ND		10	ug/L	10	04-May-2015 07:53
m,p-Xylene	ND		20	ug/L	10	04-May-2015 07:53
o-Xylene	ND		10	ug/L	10	04-May-2015 07:53
Xylenes, Total	ND		30	ug/L	10	04-May-2015 07:53
Surr: 1,2-Dichloroethane-d4	*99.0*		*71-125*	*%REC*	*10*	*04-May-2015 07:53*
Surr: 4-Bromofluorobenzene	*101*		*70-125*	*%REC*	*10*	*04-May-2015 07:53*
Surr: Dibromofluoromethane	*92.9*		*74-125*	*%REC*	*10*	*04-May-2015 07:53*
Surr: Toluene-d8	*101*		*75-125*	*%REC*	*10*	*04-May-2015 07:53*

Note: See Qualifiers Page for a list of qualifiers and their explanation.

RIGHT SOLUTIONS | RIGHT PARTNER

Client: EarthCon **ANALYTICAL REPORT**
Project: Transwestern Compressor Sta. #9 SemiAnnual WorkOrder:HS15041217
Sample ID: MW-27 Equipment Rinsate Lab ID:HS15041217-14
Collection Date: 24-Apr-2015 08:18 Matrix:Water

ANALYSES	RESULT	QUAL	REPORT LIMIT	UNITS	DILUTION FACTOR	DATE ANALYZED
LOW LEVEL VOLATILES BY SW8260C	**Method:SW8260**					Analyst: AKP
Benzene	ND		1.0	ug/L	1	04-May-2015 07:25
Ethylbenzene	ND		1.0	ug/L	1	04-May-2015 07:25
Toluene	ND		1.0	ug/L	1	04-May-2015 07:25
m,p-Xylene	ND		2.0	ug/L	1	04-May-2015 07:25
o-Xylene	ND		1.0	ug/L	1	04-May-2015 07:25
Xylenes, Total	ND		3.0	ug/L	1	04-May-2015 07:25
Surr: 1,2-Dichloroethane-d4	*94.9*		*71-125*	*%REC*	*1*	*04-May-2015 07:25*
Surr: 4-Bromofluorobenzene	*96.7*		*70-125*	*%REC*	*1*	*04-May-2015 07:25*
Surr: Dibromofluoromethane	*98.2*		*74-125*	*%REC*	*1*	*04-May-2015 07:25*
Surr: Toluene-d8	*98.0*		*75-125*	*%REC*	*1*	*04-May-2015 07:25*

Note: See Qualifiers Page for a list of qualifiers and their explanation.

RIGHT SOLUTIONS | RIGHT PARTNER

Client: EarthCon **ANALYTICAL REPORT**
Project: Transwestern Compressor Sta. #9 SemiAnnual WorkOrder:HS15041217
Sample ID: MW-16 Lab ID:HS15041217-15
Collection Date: 24-Apr-2015 08:53 Matrix:Water

ANALYSES	RESULT	QUAL	REPORT LIMIT	UNITS	DILUTION FACTOR	DATE ANALYZED
LOW LEVEL VOLATILES BY SW8260C	**Method:SW8260**					Analyst: AKP
Benzene	**260**		**10**	**ug/L**	10	04-May-2015 08:48
Ethylbenzene	**230**		**10**	**ug/L**	10	04-May-2015 08:48
Toluene	**11**		**10**	**ug/L**	10	04-May-2015 08:48
m,p-Xylene	**1,900**		**20**	**ug/L**	10	04-May-2015 08:48
o-Xylene	**640**		**10**	**ug/L**	10	04-May-2015 08:48
Xylenes, Total	**2,500**		**30**	**ug/L**	10	04-May-2015 08:48
Surr: 1,2-Dichloroethane-d4	*98.1*		*71-125*	*%REC*	*10*	*04-May-2015 08:48*
Surr: 4-Bromofluorobenzene	*98.0*		*70-125*	*%REC*	*10*	*04-May-2015 08:48*
Surr: Dibromofluoromethane	*92.0*		*74-125*	*%REC*	*10*	*04-May-2015 08:48*
Surr: Toluene-d8	*101*		*75-125*	*%REC*	*10*	*04-May-2015 08:48*

Note: See Qualifiers Page for a list of qualifiers and their explanation.

RIGHT SOLUTIONS | RIGHT PARTNER

Client: EarthCon **ANALYTICAL REPORT**
Project: Transwestern Compressor Sta. #9 SemiAnnual WorkOrder:HS15041217
Sample ID: MW-16 Duplicate Lab ID:HS15041217-16
Collection Date: 24-Apr-2015 08:53 Matrix:Water

ANALYSES	RESULT	QUAL	REPORT LIMIT	UNITS	DILUTION FACTOR	DATE ANALYZED
LOW LEVEL VOLATILES BY SW8260C	**Method:SW8260**					Analyst: AKP
Benzene	**260**		**10**	**ug/L**	10	04-May-2015 09:44
Ethylbenzene	**240**		**10**	**ug/L**	10	04-May-2015 09:44
Toluene	ND		10	ug/L	10	04-May-2015 09:44
m,p-Xylene	**2,000**		**20**	**ug/L**	10	04-May-2015 09:44
o-Xylene	**670**		**10**	**ug/L**	10	04-May-2015 09:44
Xylenes, Total	**2,700**		**30**	**ug/L**	10	04-May-2015 09:44
Surr: 1,2-Dichloroethane-d4	*93.9*		*71-125*	*%REC*	*10*	*04-May-2015 09:44*
Surr: 4-Bromofluorobenzene	*98.8*		*70-125*	*%REC*	*10*	*04-May-2015 09:44*
Surr: Dibromofluoromethane	*91.9*		*74-125*	*%REC*	*10*	*04-May-2015 09:44*
Surr: Toluene-d8	*103*		*75-125*	*%REC*	*10*	*04-May-2015 09:44*

Note: See Qualifiers Page for a list of qualifiers and their explanation.

RIGHT SOLUTIONS | RIGHT PARTNER

Client: EarthCon **ANALYTICAL REPORT**
Project: Transwestern Compressor Sta. #9 SemiAnnual WorkOrder:HS15041217
Sample ID: MPE-39 Lab ID:HS15041217-17
Collection Date: 27-Apr-2015 11:15 Matrix:Water

ANALYSES	RESULT	QUAL	REPORT LIMIT	UNITS	DILUTION FACTOR	DATE ANALYZED
LOW LEVEL VOLATILES BY SW8260C	**Method:SW8260**					Analyst: AKP
Benzene	**3,300**		**100**	**ug/L**	100	04-May-2015 18:16
Ethylbenzene	**430**		**10**	**ug/L**	10	04-May-2015 17:49
Toluene	**3,300**		**100**	**ug/L**	100	04-May-2015 18:16
m,p-Xylene	**2,100**		**20**	**ug/L**	10	04-May-2015 17:49
o-Xylene	**600**		**10**	**ug/L**	10	04-May-2015 17:49
Xylenes, Total	**2,700**		**30**	**ug/L**	10	04-May-2015 17:49
Surr: 1,2-Dichloroethane-d4	*98.8*		*71-125*	*%REC*	*100*	*04-May-2015 18:16*
Surr: 1,2-Dichloroethane-d4	*89.9*		*71-125*	*%REC*	*10*	*04-May-2015 17:49*
Surr: 4-Bromofluorobenzene	*95.1*		*70-125*	*%REC*	*100*	*04-May-2015 18:16*
Surr: 4-Bromofluorobenzene	*97.6*		*70-125*	*%REC*	*10*	*04-May-2015 17:49*
Surr: Dibromofluoromethane	*89.0*		*74-125*	*%REC*	*10*	*04-May-2015 17:49*
Surr: Dibromofluoromethane	*93.0*		*74-125*	*%REC*	*100*	*04-May-2015 18:16*
Surr: Toluene-d8	*98.5*		*75-125*	*%REC*	*100*	*04-May-2015 18:16*
Surr: Toluene-d8	*102*		*75-125*	*%REC*	*10*	*04-May-2015 17:49*

Note: See Qualifiers Page for a list of qualifiers and their explanation.

RIGHT SOLUTIONS | RIGHT PARTNER

Client: EarthCon **ANALYTICAL REPORT**
Project: Transwestern Compressor Sta. #9 SemiAnnual WorkOrder:HS15041217
Sample ID: MPE-31 Lab ID:HS15041217-18
Collection Date: 27-Apr-2015 11:40 Matrix:Water

ANALYSES	RESULT	QUAL	REPORT LIMIT	UNITS	DILUTION FACTOR	DATE ANALYZED
LOW LEVEL VOLATILES BY SW8260C	**Method:SW8260**					Analyst: AKP
Benzene	**260**		**10**	**ug/L**	10	04-May-2015 18:44
Ethylbenzene	**200**		**10**	**ug/L**	10	04-May-2015 18:44
Toluene	**46**		**10**	**ug/L**	10	04-May-2015 18:44
m,p-Xylene	**410**		**20**	**ug/L**	10	04-May-2015 18:44
o-Xylene	**32**		**10**	**ug/L**	10	04-May-2015 18:44
Xylenes, Total	**440**		**30**	**ug/L**	10	04-May-2015 18:44
Surr: 1,2-Dichloroethane-d4	*92.1*		*71-125*	*%REC*	*10*	*04-May-2015 18:44*
Surr: 4-Bromofluorobenzene	*97.6*		*70-125*	*%REC*	*10*	*04-May-2015 18:44*
Surr: Dibromofluoromethane	*91.3*		*74-125*	*%REC*	*10*	*04-May-2015 18:44*
Surr: Toluene-d8	*102*		*75-125*	*%REC*	*10*	*04-May-2015 18:44*

Note: See Qualifiers Page for a list of qualifiers and their explanation.

RIGHT SOLUTIONS | RIGHT PARTNER

Client: EarthCon **ANALYTICAL REPORT**
Project: Transwestern Compressor Sta. #9 SemiAnnual WorkOrder:HS15041217
Sample ID: Trip Blank - 032515-87 Lab ID:HS15041217-19
Collection Date: 24-Apr-2015 00:00 Matrix:Water

ANALYSES	RESULT	QUAL	REPORT LIMIT	UNITS	DILUTION FACTOR	DATE ANALYZED
LOW LEVEL VOLATILES BY SW8260C		**Method:SW8260**				Analyst: AKP
1,1,1,2-Tetrachloroethane	ND		1.0	ug/L	1	04-May-2015 01:54
1,1,1-Trichloroethane	ND		1.0	ug/L	1	04-May-2015 01:54
1,1,2,2-Tetrachloroethane	ND		1.0	ug/L	1	04-May-2015 01:54
1,1,2-Trichloroethane	ND		1.0	ug/L	1	04-May-2015 01:54
1,1-Dichloroethane	ND		1.0	ug/L	1	04-May-2015 01:54
1,1-Dichloroethene	ND		1.0	ug/L	1	04-May-2015 01:54
1,1-Dichloropropene	ND		1.0	ug/L	1	04-May-2015 01:54
1,2,3-Trichlorobenzene	ND		1.0	ug/L	1	04-May-2015 01:54
1,2,3-Trichloropropane	ND		1.0	ug/L	1	04-May-2015 01:54
1,2,4-Trichlorobenzene	ND		1.0	ug/L	1	04-May-2015 01:54
1,2,4-Trimethylbenzene	ND		1.0	ug/L	1	04-May-2015 01:54
1,2-Dibromo-3-chloropropane	ND		1.0	ug/L	1	04-May-2015 01:54
1,2-Dibromoethane	ND		1.0	ug/L	1	04-May-2015 01:54
1,2-Dichlorobenzene	ND		1.0	ug/L	1	04-May-2015 01:54
1,2-Dichloroethane	ND		1.0	ug/L	1	04-May-2015 01:54
1,2-Dichloropropane	ND		1.0	ug/L	1	04-May-2015 01:54
1,3,5-Trimethylbenzene	ND		1.0	ug/L	1	04-May-2015 01:54
1,3-Dichlorobenzene	ND		1.0	ug/L	1	04-May-2015 01:54
1,3-Dichloropropane	ND		1.0	ug/L	1	04-May-2015 01:54
1,4-Dichlorobenzene	ND		1.0	ug/L	1	04-May-2015 01:54
1-Methylnaphthalene	ND		1.0	ug/L	1	04-May-2015 01:54
2,2-Dichloropropane	ND		1.0	ug/L	1	04-May-2015 01:54
2-Butanone	ND		2.0	ug/L	1	04-May-2015 01:54
2-Chlorotoluene	ND		1.0	ug/L	1	04-May-2015 01:54
2-Hexanone	ND		2.0	ug/L	1	04-May-2015 01:54
2-Methylnaphthalene	ND	n	1.0	ug/L	1	04-May-2015 01:54
4-Chlorotoluene	ND		1.0	ug/L	1	04-May-2015 01:54
4-Isopropyltoluene	ND		1.0	ug/L	1	04-May-2015 01:54
4-Methyl-2-pentanone	ND		2.0	ug/L	1	04-May-2015 01:54
Acetone	ND		2.0	ug/L	1	04-May-2015 01:54
Benzene	ND		1.0	ug/L	1	04-May-2015 01:54
Bromobenzene	ND		1.0	ug/L	1	04-May-2015 01:54
Bromodichloromethane	ND		1.0	ug/L	1	04-May-2015 01:54
Bromoform	ND		1.0	ug/L	1	04-May-2015 01:54
Bromomethane	ND		1.0	ug/L	1	04-May-2015 01:54
Carbon disulfide	ND		2.0	ug/L	1	04-May-2015 01:54
Carbon tetrachloride	ND		1.0	ug/L	1	04-May-2015 01:54
Chlorobenzene	ND		1.0	ug/L	1	04-May-2015 01:54
Chloroethane	ND		1.0	ug/L	1	04-May-2015 01:54

Note: See Qualifiers Page for a list of qualifiers and their explanation.

RIGHT SOLUTIONS | RIGHT PARTNER

Client: EarthCon **ANALYTICAL REPORT**
Project: Transwestern Compressor Sta. #9 SemiAnnual WorkOrder:HS15041217
Sample ID: Trip Blank - 032515-87 Lab ID:HS15041217-19
Collection Date: 24-Apr-2015 00:00 Matrix:Water

ANALYSES	RESULT	QUAL	REPORT LIMIT	UNITS	DILUTION FACTOR	DATE ANALYZED
LOW LEVEL VOLATILES BY SW8260C	**Method:SW8260**					Analyst: AKP
Chloroform	ND		1.0	ug/L	1	04-May-2015 01:54
Chloromethane	ND		1.0	ug/L	1	04-May-2015 01:54
cis-1,2-Dichloroethene	ND		1.0	ug/L	1	04-May-2015 01:54
cis-1,3-Dichloropropene	ND		1.0	ug/L	1	04-May-2015 01:54
Dibromochloromethane	ND		1.0	ug/L	1	04-May-2015 01:54
Dibromomethane	ND		1.0	ug/L	1	04-May-2015 01:54
Dichlorodifluoromethane	ND		1.0	ug/L	1	04-May-2015 01:54
Ethylbenzene	ND		1.0	ug/L	1	04-May-2015 01:54
Hexachlorobutadiene	ND		1.0	ug/L	1	04-May-2015 01:54
Isopropylbenzene	ND		1.0	ug/L	1	04-May-2015 01:54
Methyl tert-butyl ether	ND		1.0	ug/L	1	04-May-2015 01:54
Methylene chloride	ND		2.0	ug/L	1	04-May-2015 01:54
Naphthalene	ND		1.0	ug/L	1	04-May-2015 01:54
n-Butylbenzene	ND		1.0	ug/L	1	04-May-2015 01:54
n-Propylbenzene	ND		1.0	ug/L	1	04-May-2015 01:54
sec-Butylbenzene	ND		1.0	ug/L	1	04-May-2015 01:54
Styrene	ND		1.0	ug/L	1	04-May-2015 01:54
tert-Butylbenzene	ND		1.0	ug/L	1	04-May-2015 01:54
Tetrachloroethene	ND		1.0	ug/L	1	04-May-2015 01:54
Toluene	ND		1.0	ug/L	1	04-May-2015 01:54
trans-1,2-Dichloroethene	ND		1.0	ug/L	1	04-May-2015 01:54
trans-1,3-Dichloropropene	ND		1.0	ug/L	1	04-May-2015 01:54
Trichloroethene	ND		1.0	ug/L	1	04-May-2015 01:54
Trichlorofluoromethane	ND		1.0	ug/L	1	04-May-2015 01:54
Vinyl chloride	ND		1.0	ug/L	1	04-May-2015 01:54
Xylenes, Total	ND		3.0	ug/L	1	04-May-2015 01:54
Surr: 1,2-Dichloroethane-d4	*97.8*		*71-125*	*%REC*	*1*	*04-May-2015 01:54*
Surr: 4-Bromofluorobenzene	*96.8*		*70-125*	*%REC*	*1*	*04-May-2015 01:54*
Surr: Dibromofluoromethane	*97.7*		*74-125*	*%REC*	*1*	*04-May-2015 01:54*
Surr: Toluene-d8	*99.0*		*75-125*	*%REC*	*1*	*04-May-2015 01:54*

Note: See Qualifiers Page for a list of qualifiers and their explanation.

RIGHT SOLUTIONS | RIGHT PARTNER

Client: EarthCon **ANALYTICAL REPORT**
Project: Transwestern Compressor Sta. #9 SemiAnnual WorkOrder:HS15041217
Sample ID: Trip Blank - 032515-84 Lab ID:HS15041217-20
Collection Date: 24-Apr-2015 00:00 Matrix:Water

ANALYSES	RESULT	QUAL	REPORT LIMIT	UNITS	DILUTION FACTOR	DATE ANALYZED
LOW LEVEL VOLATILES BY SW8260C		**Method:SW8260**				Analyst: AKP
1,1,1,2-Tetrachloroethane	ND		1.0	ug/L	1	04-May-2015 02:19
1,1,1-Trichloroethane	ND		1.0	ug/L	1	04-May-2015 02:19
1,1,2,2-Tetrachloroethane	ND		1.0	ug/L	1	04-May-2015 02:19
1,1,2-Trichloroethane	ND		1.0	ug/L	1	04-May-2015 02:19
1,1-Dichloroethane	ND		1.0	ug/L	1	04-May-2015 02:19
1,1-Dichloroethene	ND		1.0	ug/L	1	04-May-2015 02:19
1,1-Dichloropropene	ND		1.0	ug/L	1	04-May-2015 02:19
1,2,3-Trichlorobenzene	ND		1.0	ug/L	1	04-May-2015 02:19
1,2,3-Trichloropropane	ND		1.0	ug/L	1	04-May-2015 02:19
1,2,4-Trichlorobenzene	ND		1.0	ug/L	1	04-May-2015 02:19
1,2,4-Trimethylbenzene	ND		1.0	ug/L	1	04-May-2015 02:19
1,2-Dibromo-3-chloropropane	ND		1.0	ug/L	1	04-May-2015 02:19
1,2-Dibromoethane	ND		1.0	ug/L	1	04-May-2015 02:19
1,2-Dichlorobenzene	ND		1.0	ug/L	1	04-May-2015 02:19
1,2-Dichloroethane	ND		1.0	ug/L	1	04-May-2015 02:19
1,2-Dichloropropane	ND		1.0	ug/L	1	04-May-2015 02:19
1,3,5-Trimethylbenzene	ND		1.0	ug/L	1	04-May-2015 02:19
1,3-Dichlorobenzene	ND		1.0	ug/L	1	04-May-2015 02:19
1,3-Dichloropropane	ND		1.0	ug/L	1	04-May-2015 02:19
1,4-Dichlorobenzene	ND		1.0	ug/L	1	04-May-2015 02:19
1-Methylnaphthalene	ND		1.0	ug/L	1	04-May-2015 02:19
2,2-Dichloropropane	ND		1.0	ug/L	1	04-May-2015 02:19
2-Butanone	ND		2.0	ug/L	1	04-May-2015 02:19
2-Chlorotoluene	ND		1.0	ug/L	1	04-May-2015 02:19
2-Hexanone	ND		2.0	ug/L	1	04-May-2015 02:19
2-Methylnaphthalene	ND	n	1.0	ug/L	1	04-May-2015 02:19
4-Chlorotoluene	ND		1.0	ug/L	1	04-May-2015 02:19
4-Isopropyltoluene	ND		1.0	ug/L	1	04-May-2015 02:19
4-Methyl-2-pentanone	ND		2.0	ug/L	1	04-May-2015 02:19
Acetone	ND		2.0	ug/L	1	04-May-2015 02:19
Benzene	ND		1.0	ug/L	1	04-May-2015 02:19
Bromobenzene	ND		1.0	ug/L	1	04-May-2015 02:19
Bromodichloromethane	ND		1.0	ug/L	1	04-May-2015 02:19
Bromoform	ND		1.0	ug/L	1	04-May-2015 02:19
Bromomethane	ND		1.0	ug/L	1	04-May-2015 02:19
Carbon disulfide	ND		2.0	ug/L	1	04-May-2015 02:19
Carbon tetrachloride	ND		1.0	ug/L	1	04-May-2015 02:19
Chlorobenzene	ND		1.0	ug/L	1	04-May-2015 02:19
Chloroethane	ND		1.0	ug/L	1	04-May-2015 02:19

Note: See Qualifiers Page for a list of qualifiers and their explanation.

RIGHT SOLUTIONS | RIGHT PARTNER

Client: EarthCon **ANALYTICAL REPORT**
Project: Transwestern Compressor Sta. #9 SemiAnnual WorkOrder:HS15041217
Sample ID: Trip Blank - 032515-84 Lab ID:HS15041217-20
Collection Date: 24-Apr-2015 00:00 Matrix:Water

ANALYSES	RESULT	QUAL	REPORT LIMIT	UNITS	DILUTION FACTOR	DATE ANALYZED
LOW LEVEL VOLATILES BY SW8260C	**Method:SW8260**					Analyst: AKP
Chloroform	ND		1.0	ug/L	1	04-May-2015 02:19
Chloromethane	ND		1.0	ug/L	1	04-May-2015 02:19
cis-1,2-Dichloroethene	ND		1.0	ug/L	1	04-May-2015 02:19
cis-1,3-Dichloropropene	ND		1.0	ug/L	1	04-May-2015 02:19
Dibromochloromethane	ND		1.0	ug/L	1	04-May-2015 02:19
Dibromomethane	ND		1.0	ug/L	1	04-May-2015 02:19
Dichlorodifluoromethane	ND		1.0	ug/L	1	04-May-2015 02:19
Ethylbenzene	ND		1.0	ug/L	1	04-May-2015 02:19
Hexachlorobutadiene	ND		1.0	ug/L	1	04-May-2015 02:19
Isopropylbenzene	ND		1.0	ug/L	1	04-May-2015 02:19
Methyl tert-butyl ether	ND		1.0	ug/L	1	04-May-2015 02:19
Methylene chloride	ND		2.0	ug/L	1	04-May-2015 02:19
Naphthalene	ND		1.0	ug/L	1	04-May-2015 02:19
n-Butylbenzene	ND		1.0	ug/L	1	04-May-2015 02:19
n-Propylbenzene	ND		1.0	ug/L	1	04-May-2015 02:19
sec-Butylbenzene	ND		1.0	ug/L	1	04-May-2015 02:19
Styrene	ND		1.0	ug/L	1	04-May-2015 02:19
tert-Butylbenzene	ND		1.0	ug/L	1	04-May-2015 02:19
Tetrachloroethene	ND		1.0	ug/L	1	04-May-2015 02:19
Toluene	ND		1.0	ug/L	1	04-May-2015 02:19
trans-1,2-Dichloroethene	ND		1.0	ug/L	1	04-May-2015 02:19
trans-1,3-Dichloropropene	ND		1.0	ug/L	1	04-May-2015 02:19
Trichloroethene	ND		1.0	ug/L	1	04-May-2015 02:19
Trichlorofluoromethane	ND		1.0	ug/L	1	04-May-2015 02:19
Vinyl chloride	ND		1.0	ug/L	1	04-May-2015 02:19
Xylenes, Total	ND		3.0	ug/L	1	04-May-2015 02:19
Surr: 1,2-Dichloroethane-d4	*97.3*		*71-125*	*%REC*	*1*	*04-May-2015 02:19*
Surr: 4-Bromofluorobenzene	*97.9*		*70-125*	*%REC*	*1*	*04-May-2015 02:19*
Surr: Dibromofluoromethane	*98.6*		*74-125*	*%REC*	*1*	*04-May-2015 02:19*
Surr: Toluene-d8	*98.8*		*75-125*	*%REC*	*1*	*04-May-2015 02:19*

Note: See Qualifiers Page for a list of qualifiers and their explanation.

RIGHT SOLUTIONS | RIGHT PARTNER

Client: EarthCon **ANALYTICAL REPORT**
Project: Transwestern Compressor Sta. #9 SemiAnnual WorkOrder:HS15041217
Sample ID: Trip Blank - 032515-83 Lab ID:HS15041217-21
Collection Date: 24-Apr-2015 00:00 Matrix:Water

ANALYSES	RESULT	QUAL	REPORT LIMIT	UNITS	DILUTION FACTOR	DATE ANALYZED
LOW LEVEL VOLATILES BY SW8260C		**Method:SW8260**				Analyst: AKP
1,1,1,2-Tetrachloroethane	ND		1.0	ug/L	1	04-May-2015 02:44
1,1,1-Trichloroethane	ND		1.0	ug/L	1	04-May-2015 02:44
1,1,2,2-Tetrachloroethane	ND		1.0	ug/L	1	04-May-2015 02:44
1,1,2-Trichloroethane	ND		1.0	ug/L	1	04-May-2015 02:44
1,1-Dichloroethane	ND		1.0	ug/L	1	04-May-2015 02:44
1,1-Dichloroethene	ND		1.0	ug/L	1	04-May-2015 02:44
1,1-Dichloropropene	ND		1.0	ug/L	1	04-May-2015 02:44
1,2,3-Trichlorobenzene	ND		1.0	ug/L	1	04-May-2015 02:44
1,2,3-Trichloropropane	ND		1.0	ug/L	1	04-May-2015 02:44
1,2,4-Trichlorobenzene	ND		1.0	ug/L	1	04-May-2015 02:44
1,2,4-Trimethylbenzene	ND		1.0	ug/L	1	04-May-2015 02:44
1,2-Dibromo-3-chloropropane	ND		1.0	ug/L	1	04-May-2015 02:44
1,2-Dibromoethane	ND		1.0	ug/L	1	04-May-2015 02:44
1,2-Dichlorobenzene	ND		1.0	ug/L	1	04-May-2015 02:44
1,2-Dichloroethane	ND		1.0	ug/L	1	04-May-2015 02:44
1,2-Dichloropropane	ND		1.0	ug/L	1	04-May-2015 02:44
1,3,5-Trimethylbenzene	ND		1.0	ug/L	1	04-May-2015 02:44
1,3-Dichlorobenzene	ND		1.0	ug/L	1	04-May-2015 02:44
1,3-Dichloropropane	ND		1.0	ug/L	1	04-May-2015 02:44
1,4-Dichlorobenzene	ND		1.0	ug/L	1	04-May-2015 02:44
1-Methylnaphthalene	ND		1.0	ug/L	1	04-May-2015 02:44
2,2-Dichloropropane	ND		1.0	ug/L	1	04-May-2015 02:44
2-Butanone	ND		2.0	ug/L	1	04-May-2015 02:44
2-Chlorotoluene	ND		1.0	ug/L	1	04-May-2015 02:44
2-Hexanone	ND		2.0	ug/L	1	04-May-2015 02:44
2-Methylnaphthalene	ND	n	1.0	ug/L	1	04-May-2015 02:44
4-Chlorotoluene	ND		1.0	ug/L	1	04-May-2015 02:44
4-Isopropyltoluene	ND		1.0	ug/L	1	04-May-2015 02:44
4-Methyl-2-pentanone	ND		2.0	ug/L	1	04-May-2015 02:44
Acetone	ND		2.0	ug/L	1	04-May-2015 02:44
Benzene	ND		1.0	ug/L	1	04-May-2015 02:44
Bromobenzene	ND		1.0	ug/L	1	04-May-2015 02:44
Bromodichloromethane	ND		1.0	ug/L	1	04-May-2015 02:44
Bromoform	ND		1.0	ug/L	1	04-May-2015 02:44
Bromomethane	ND		1.0	ug/L	1	04-May-2015 02:44
Carbon disulfide	ND		2.0	ug/L	1	04-May-2015 02:44
Carbon tetrachloride	ND		1.0	ug/L	1	04-May-2015 02:44
Chlorobenzene	ND		1.0	ug/L	1	04-May-2015 02:44
Chloroethane	ND		1.0	ug/L	1	04-May-2015 02:44

Note: See Qualifiers Page for a list of qualifiers and their explanation.

RIGHT SOLUTIONS | RIGHT PARTNER

Client: EarthCon **ANALYTICAL REPORT**
Project: Transwestern Compressor Sta. #9 SemiAnnual WorkOrder:HS15041217
Sample ID: Trip Blank - 032515-83 Lab ID:HS15041217-21
Collection Date: 24-Apr-2015 00:00 Matrix:Water

ANALYSES	RESULT	QUAL	REPORT LIMIT	UNITS	DILUTION FACTOR	DATE ANALYZED
LOW LEVEL VOLATILES BY SW8260C	**Method:SW8260**					Analyst: AKP
Chloroform	ND		1.0	ug/L	1	04-May-2015 02:44
Chloromethane	ND		1.0	ug/L	1	04-May-2015 02:44
cis-1,2-Dichloroethene	ND		1.0	ug/L	1	04-May-2015 02:44
cis-1,3-Dichloropropene	ND		1.0	ug/L	1	04-May-2015 02:44
Dibromochloromethane	ND		1.0	ug/L	1	04-May-2015 02:44
Dibromomethane	ND		1.0	ug/L	1	04-May-2015 02:44
Dichlorodifluoromethane	ND		1.0	ug/L	1	04-May-2015 02:44
Ethylbenzene	ND		1.0	ug/L	1	04-May-2015 02:44
Hexachlorobutadiene	ND		1.0	ug/L	1	04-May-2015 02:44
Isopropylbenzene	ND		1.0	ug/L	1	04-May-2015 02:44
Methyl tert-butyl ether	ND		1.0	ug/L	1	04-May-2015 02:44
Methylene chloride	ND		2.0	ug/L	1	04-May-2015 02:44
Naphthalene	ND		1.0	ug/L	1	04-May-2015 02:44
n-Butylbenzene	ND		1.0	ug/L	1	04-May-2015 02:44
n-Propylbenzene	ND		1.0	ug/L	1	04-May-2015 02:44
sec-Butylbenzene	ND		1.0	ug/L	1	04-May-2015 02:44
Styrene	ND		1.0	ug/L	1	04-May-2015 02:44
tert-Butylbenzene	ND		1.0	ug/L	1	04-May-2015 02:44
Tetrachloroethene	ND		1.0	ug/L	1	04-May-2015 02:44
Toluene	ND		1.0	ug/L	1	04-May-2015 02:44
trans-1,2-Dichloroethene	ND		1.0	ug/L	1	04-May-2015 02:44
trans-1,3-Dichloropropene	ND		1.0	ug/L	1	04-May-2015 02:44
Trichloroethene	ND		1.0	ug/L	1	04-May-2015 02:44
Trichlorofluoromethane	ND		1.0	ug/L	1	04-May-2015 02:44
Vinyl chloride	ND		1.0	ug/L	1	04-May-2015 02:44
Xylenes, Total	ND		3.0	ug/L	1	04-May-2015 02:44
Surr: 1,2-Dichloroethane-d4	*97.8*		*71-125*	*%REC*	*1*	*04-May-2015 02:44*
Surr: 4-Bromofluorobenzene	*95.4*		*70-125*	*%REC*	*1*	*04-May-2015 02:44*
Surr: Dibromofluoromethane	*98.1*		*74-125*	*%REC*	*1*	*04-May-2015 02:44*
Surr: Toluene-d8	*98.5*		*75-125*	*%REC*	*1*	*04-May-2015 02:44*

Note: See Qualifiers Page for a list of qualifiers and their explanation.

RIGHT SOLUTIONS | RIGHT PARTNER

Client: EarthCon
Project: Transwestern Compressor Sta. #9 SemiAnnual
WorkOrder: HS15041217

DATES REPORT

Sample ID	Client Samp ID	Collection Date	TCLP Date	Prep Date	Analysis Date	DF
Batch ID R253959	**Test Name :** LOW LEVEL VOLATILES BY SW8260C			**Matrix:** Water		
HS15041217-01	MW-20	24 Apr 2015 15:07			02 May 2015 09:43	1
HS15041217-02	MW-22	24 Apr 2015 15:30			02 May 2015 10:08	1
HS15041217-09	MW-35	23 Apr 2015 11:15			02 May 2015 02:13	1
Batch ID R253963	**Test Name :** LOW LEVEL VOLATILES BY SW8260C			**Matrix:** Water		
HS15041217-03	MW-26	24 Apr 2015 14:31			03 May 2015 13:21	1
HS15041217-04	MW-26 Duplicate	24 Apr 2015 14:31			03 May 2015 22:34	1
Batch ID R253970	**Test Name :** LOW LEVEL VOLATILES BY SW8260C			**Matrix:** Water		
HS15041217-05	MW-39	24 Apr 2015 09:42			04 May 2015 03:09	1
HS15041217-06	MW-40	24 Apr 2015 10:20			04 May 2015 05:20	1
HS15041217-07	Trip Blank - 032515-82	24 Apr 2015 00:00			04 May 2015 01:29	1
HS15041217-08	MW-37	23 Apr 2015 09:17			04 May 2015 05:45	1
HS15041217-10	MW-34	23 Apr 2015 10:05			04 May 2015 06:10	1
HS15041217-11	MW-32	23 Apr 2015 11:45			04 May 2015 06:35	1
HS15041217-12	MW-29	23 Apr 2015 12:15			04 May 2015 07:00	1
HS15041217-13	MW-27	24 Apr 2015 08:26			04 May 2015 07:53	10
HS15041217-14	MW-27 Equipment Rinsate	24 Apr 2015 08:18			04 May 2015 07:25	1
HS15041217-15	MW-16	24 Apr 2015 08:53			04 May 2015 08:48	10
HS15041217-16	MW-16 Duplicate	24 Apr 2015 08:53			04 May 2015 09:44	10
HS15041217-19	Trip Blank - 032515-87	24 Apr 2015 00:00			04 May 2015 01:54	1
HS15041217-20	Trip Blank - 032515-84	24 Apr 2015 00:00			04 May 2015 02:19	1
HS15041217-21	Trip Blank - 032515-83	24 Apr 2015 00:00			04 May 2015 02:44	1
Batch ID R254007	**Test Name :** LOW LEVEL VOLATILES BY SW8260C			**Matrix:** Water		
HS15041217-17	MPE-39	27 Apr 2015 11:15			04 May 2015 18:16	100
HS15041217-17	MPE-39	27 Apr 2015 11:15			04 May 2015 17:49	10
HS15041217-18	MPE-31	27 Apr 2015 11:40			04 May 2015 18:44	10

RIGHT SOLUTIONS | RIGHT PARTNER

Client: EarthCon
Project: Transwestern Compressor Sta. #9 SemiAnnual
WorkOrder: HS15041217

QC BATCH REPORT

Batch ID: R253959 **Instrument: VOA2** **Method: SW8260**

MBLK Sample ID: **VBLKW-150430** Units: **ug/L** Analysis Date: **02-May-2015 00:58**
Client ID: Run ID: **VOA2_253959** SeqNo: **3271740** PrepDate: DF: **1**

Analyte	Result	PQL	SPK Val	SPK Ref Value	%REC	Control Limit	RPD Ref Value	%RPD	RPD Limit	Qual
1,1,1,2-Tetrachloroethane	ND	1.0								
1,1,1-Trichloroethane	ND	1.0								
1,1,2,2-Tetrachloroethane	ND	1.0								
1,1,2-Trichloroethane	ND	1.0								
1,1-Dichloroethane	ND	1.0								
1,1-Dichloroethene	ND	1.0								
1,1-Dichloropropene	ND	1.0								
1,2,3-Trichlorobenzene	ND	1.0								
1,2,3-Trichloropropane	ND	1.0								
1,2,4-Trichlorobenzene	ND	1.0								
1,2,4-Trimethylbenzene	ND	1.0								
1,2-Dibromo-3-chloropropane	ND	1.0								
1,2-Dibromoethane	ND	1.0								
1,2-Dichlorobenzene	ND	1.0								
1,2-Dichloroethane	ND	1.0								
1,2-Dichloropropane	ND	1.0								
1,3,5-Trimethylbenzene	ND	1.0								
1,3-Dichlorobenzene	ND	1.0								
1,3-Dichloropropane	ND	1.0								
1,4-Dichlorobenzene	ND	1.0								
1-Methylnaphthalene	ND	1.0								
2,2-Dichloropropane	ND	1.0								
2-Butanone	ND	2.0								
2-Chlorotoluene	ND	1.0								
2-Hexanone	ND	2.0								
2-Methylnaphthalene	ND	1.0								
4-Chlorotoluene	ND	1.0								
4-Isopropyltoluene	ND	1.0								
4-Methyl-2-pentanone	ND	2.0								
Acetone	ND	2.0								
Benzene	ND	1.0								
Bromobenzene	ND	1.0								
Bromodichloromethane	ND	1.0								
Bromoform	ND	1.0								

Note: See Qualifiers Page for a list of qualifiers and their explanation.

RIGHT SOLUTIONS | RIGHT PARTNER

Client: EarthCon
Project: Transwestern Compressor Sta. #9 SemiAnnual
WorkOrder: HS15041217

QC BATCH REPORT

Batch ID: R253959 **Instrument: VOA2** **Method: SW8260**

MBLK Sample ID: **VBLKW-150430** Units: **ug/L** Analysis Date: **02-May-2015 00:58**
Client ID: Run ID: **VOA2_253959** SeqNo: **3271740** PrepDate: DF: **1**

Analyte	Result	PQL	SPK Val	SPK Ref Value	%REC	Control Limit	RPD Ref Value	%RPD	RPD Limit	Qual
Bromomethane	ND	1.0								
Carbon disulfide	ND	2.0								
Carbon tetrachloride	ND	1.0								
Chlorobenzene	ND	1.0								
Chloroethane	ND	1.0								
Chloroform	ND	1.0								
Chloromethane	ND	1.0								
cis-1,2-Dichloroethene	ND	1.0								
cis-1,3-Dichloropropene	ND	1.0								
Dibromochloromethane	ND	1.0								
Dibromomethane	ND	1.0								
Dichlorodifluoromethane	ND	1.0								
Ethylbenzene	ND	1.0								
Hexachlorobutadiene	ND	1.0								
Isopropylbenzene	ND	1.0								
m,p-Xylene	ND	2.0								
Methyl tert-butyl ether	ND	1.0								
Methylene chloride	ND	2.0								
Naphthalene	ND	1.0								
n-Butylbenzene	ND	1.0								
n-Propylbenzene	ND	1.0								
o-Xylene	ND	1.0								
sec-Butylbenzene	ND	1.0								
Styrene	ND	1.0								
tert-Butylbenzene	ND	1.0								
Tetrachloroethene	ND	1.0								
Toluene	ND	1.0								
trans-1,2-Dichloroethene	ND	1.0								
trans-1,3-Dichloropropene	ND	1.0								
Trichloroethene	ND	1.0								
Trichlorofluoromethane	ND	1.0								
Vinyl chloride	ND	1.0								
Xylenes, Total	ND	3.0								
Surr: 1,2-Dichloroethane-d4	*49.14*	*1.0*	*50*	*0*	*98.3*	*71 - 125*				

Note: See Qualifiers Page for a list of qualifiers and their explanation.

RIGHT SOLUTIONS | RIGHT PARTNER

Client: EarthCon
Project: Transwestern Compressor Sta. #9 SemiAnnual
WorkOrder: HS15041217

QC BATCH REPORT

Batch ID: R253959 **Instrument: VOA2** **Method: SW8260**

MBLK Sample ID: **VBLKW-150430** Units: **ug/L** Analysis Date: **02-May-2015 00:58**
Client ID: Run ID: **VOA2_253959** SeqNo: **3271740** PrepDate: DF: **1**

Analyte	Result	PQL	SPK Val	SPK Ref Value	%REC	Control Limit	RPD Ref Value	%RPD	RPD Limit	Qual
Surr: 4-Bromofluorobenzene	*48.43*	*1.0*	*50*	*0*	*96.9*	*70 - 125*				
Surr: Dibromofluoromethane	*50.28*	*1.0*	*50*	*0*	*101*	*74 - 125*				
Surr: Toluene-d8	*50.39*	*1.0*	*50*	*0*	*101*	*75 - 125*				

Note: See Qualifiers Page for a list of qualifiers and their explanation.

RIGHT SOLUTIONS | RIGHT PARTNER

Client: EarthCon
Project: Transwestern Compressor Sta. #9 SemiAnnual
WorkOrder: HS15041217

QC BATCH REPORT

Batch ID: R253959 **Instrument: VOA2** **Method: SW8260**

LCS Sample ID: **VLCSW-150430** Units: **ug/L** Analysis Date: **02-May-2015 00:07**
Client ID: Run ID: **VOA2_253959** SeqNo: **3271739** PrepDate: DF: **1**

Analyte	Result	PQL	SPK Val	SPK Ref Value	%REC	Control Limit	RPD Ref Value	%RPD	RPD Limit	Qual
1,1,1,2-Tetrachloroethane	51.04	1.0	50	0	102	80 - 120				
1,1,1-Trichloroethane	51.81	1.0	50	0	104	75 - 130				
1,1,2,2-Tetrachloroethane	48.28	1.0	50	0	96.6	74 - 123				
1,1,2-Trichloroethane	47.92	1.0	50	0	95.8	80 - 120				
1,1-Dichloroethane	49.43	1.0	50	0	98.9	76 - 120				
1,1-Dichloroethene	50.83	1.0	50	0	102	75 - 130				
1,1-Dichloropropene	49.66	1.0	50	0	99.3	75 - 130				
1,2,3-Trichlorobenzene	51.16	1.0	50	0	102	70 - 131				
1,2,3-Trichloropropane	49.57	1.0	50	0	99.1	70 - 129				
1,2,4-Trichlorobenzene	48.12	1.0	50	0	96.2	75 - 126				
1,2,4-Trimethylbenzene	48.89	1.0	50	0	97.8	70 - 125				
1,2-Dibromo-3-chloropropane	47.31	1.0	50	0	94.6	65 - 125				
1,2-Dibromoethane	50.25	1.0	50	0	100	80 - 121				
1,2-Dichlorobenzene	49.11	1.0	50	0	98.2	80 - 120				
1,2-Dichloroethane	42.95	1.0	50	0	85.9	76 - 120				
1,2-Dichloropropane	47.48	1.0	50	0	95.0	80 - 120				
1,3,5-Trimethylbenzene	49.73	1.0	50	0	99.5	80 - 123				
1,3-Dichlorobenzene	49.44	1.0	50	0	98.9	80 - 120				
1,3-Dichloropropane	49.58	1.0	50	0	99.2	80 - 120				
1,4-Dichlorobenzene	47.68	1.0	50	0	95.4	80 - 120				
1-Methylnaphthalene	46.23	1.0	50	0	92.5	60 - 140				
2,2-Dichloropropane	50.04	1.0	50	0	100	70 - 136				
2-Butanone	103	2.0	100	0	103	60 - 140				
2-Chlorotoluene	48.55	1.0	50	0	97.1	75 - 125				
2-Hexanone	106.4	2.0	100	0	106	60 - 131				
2-Methylnaphthalene	42.85	1.0	50	0	85.7	55 - 140				
4-Chlorotoluene	48.89	1.0	50	0	97.8	74 - 125				
4-Isopropyltoluene	51.53	1.0	50	0	103	79 - 127				
4-Methyl-2-pentanone	100.9	2.0	100	0	101	60 - 135				
Acetone	104.9	2.0	100	0	105	60 - 140				
Benzene	48.21	1.0	50	0	96.4	80 - 120				
Bromobenzene	47.13	1.0	50	0	94.3	75 - 125				
Bromodichloromethane	48.94	1.0	50	0	97.9	75 - 125				
Bromoform	52.81	1.0	50	0	106	70 - 130				

Note: See Qualifiers Page for a list of qualifiers and their explanation.

RIGHT SOLUTIONS | RIGHT PARTNER

Client: EarthCon
Project: Transwestern Compressor Sta. #9 SemiAnnual
WorkOrder: HS15041217

QC BATCH REPORT

Batch ID: R253959 **Instrument: VOA2** **Method: SW8260**

LCS Sample ID: **VLCSW-150430** Units: **ug/L** Analysis Date: **02-May-2015 00:07**
Client ID: Run ID: **VOA2_253959** SeqNo: **3271739** PrepDate: DF: **1**

Analyte	Result	PQL	SPK Val	SPK Ref Value	%REC	Control Limit	RPD Ref Value	%RPD	RPD Limit	Qual
Bromomethane	52.85	1.0	50	0	106	60 - 140				
Carbon disulfide	103.9	2.0	100	0	104	70 - 130				
Carbon tetrachloride	48.17	1.0	50	0	96.3	75 - 125				
Chlorobenzene	49.63	1.0	50	0	99.3	80 - 120				
Chloroethane	40.55	1.0	50	0	81.1	70 - 130				
Chloroform	51.77	1.0	50	0	104	70 - 130				
Chloromethane	47.12	1.0	50	0	94.2	65 - 130				
cis-1,2-Dichloroethene	49.8	1.0	50	0	99.6	75 - 125				
cis-1,3-Dichloropropene	51.51	1.0	50	0	103	79 - 125				
Dibromochloromethane	49.71	1.0	50	0	99.4	70 - 130				
Dibromomethane	52.68	1.0	50	0	105	75 - 125				
Dichlorodifluoromethane	57.82	1.0	50	0	116	60 - 140				
Ethylbenzene	49.66	1.0	50	0	99.3	80 - 120				
Hexachlorobutadiene	47.79	1.0	50	0	95.6	70 - 135				
Isopropylbenzene	50.75	1.0	50	0	101	75 - 130				
m,p-Xylene	98.83	2.0	100	0	98.8	80 - 120				
Methyl tert-butyl ether	50.91	1.0	50	0	102	70 - 130				
Methylene chloride	45.24	2.0	50	0	90.5	65 - 133				
Naphthalene	50.59	1.0	50	0	101	65 - 135				
n-Butylbenzene	50.94	1.0	50	0	102	75 - 128				
n-Propylbenzene	50.35	1.0	50	0	101	75 - 130				
o-Xylene	50.65	1.0	50	0	101	80 - 120				
sec-Butylbenzene	50.64	1.0	50	0	101	70 - 125				
Styrene	52.55	1.0	50	0	105	78 - 122				
tert-Butylbenzene	52.25	1.0	50	0	105	70 - 130				
Tetrachloroethene	50.59	1.0	50	0	101	75 - 130				
Toluene	48.77	1.0	50	0	97.5	75 - 121				
trans-1,2-Dichloroethene	51.34	1.0	50	0	103	75 - 125				
trans-1,3-Dichloropropene	51.51	1.0	50	0	103	76 - 125				
Trichloroethene	48.52	1.0	50	0	97.0	71 - 125				
Trichlorofluoromethane	52.88	1.0	50	0	106	67 - 132				
Vinyl chloride	49.94	1.0	50	0	99.9	70 - 135				
Xylenes, Total	149.5	3.0	150	0	99.7	79 - 124				
Surr: 1,2-Dichloroethane-d4	*49.36*	*1.0*	*50*	*0*	*98.7*	*71 - 125*				

Note: See Qualifiers Page for a list of qualifiers and their explanation.

RIGHT SOLUTIONS | RIGHT PARTNER

Client: EarthCon
Project: Transwestern Compressor Sta. #9 SemiAnnual
WorkOrder: HS15041217

QC BATCH REPORT

Batch ID: R253959 **Instrument: VOA2** **Method: SW8260**

LCS Sample ID: **VLCSW-150430** Units: **ug/L** Analysis Date: **02-May-2015 00:07**
Client ID: Run ID: **VOA2_253959** SeqNo: **3271739** PrepDate: DF: **1**

Analyte	Result	PQL	SPK Val	SPK Ref Value	%REC	Control Limit	RPD Ref Value	%RPD	RPD Limit	Qual
Surr: 4-Bromofluorobenzene	*51.07*	*1.0*	*50*	*0*	*102*	*70 - 125*				
Surr: Dibromofluoromethane	*51.51*	*1.0*	*50*	*0*	*103*	*74 - 125*				
Surr: Toluene-d8	*50.15*	*1.0*	*50*	*0*	*100*	*75 - 125*				

Note: See Qualifiers Page for a list of qualifiers and their explanation.

RIGHT SOLUTIONS | RIGHT PARTNER

Client: EarthCon
Project: Transwestern Compressor Sta. #9 SemiAnnual
WorkOrder: HS15041217

QC BATCH REPORT

Batch ID: R253959 **Instrument: VOA2** **Method: SW8260**

MS Sample ID: **HS15041217-09MS** Units: **ug/L** Analysis Date: **02-May-2015 02:38**
Client ID: **MW-35** Run ID: **VOA2_253959** SeqNo: **3271744** PrepDate: DF: **1**

Analyte	Result	PQL	SPK Val	SPK Ref Value	%REC	Control Limit	RPD Ref Value	%RPD	RPD Limit	Qual
1,1,1,2-Tetrachloroethane	51.21	1.0	50	0	102	80 - 120				
1,1,1-Trichloroethane	54.19	1.0	50	0	108	75 - 130				
1,1,2,2-Tetrachloroethane	44.68	1.0	50	0	89.4	74 - 123				
1,1,2-Trichloroethane	47.46	1.0	50	0	94.9	80 - 120				
1,1-Dichloroethane	49.66	1.0	50	0	99.3	76 - 120				
1,1-Dichloroethene	54.34	1.0	50	0	109	75 - 130				
1,1-Dichloropropene	50.54	1.0	50	0	101	75 - 130				
1,2,3-Trichlorobenzene	44.83	1.0	50	0	89.7	70 - 131				
1,2,3-Trichloropropane	45.6	1.0	50	0	91.2	70 - 126				
1,2,4-Trichlorobenzene	46.44	1.0	50	0	92.9	75 - 126				
1,2,4-Trimethylbenzene	46.41	1.0	50	0	92.8	70 - 125				
1,2-Dibromo-3-chloropropane	43.46	1.0	50	0	86.9	65 - 125				
1,2-Dibromoethane	48.46	1.0	50	0	96.9	80 - 121				
1,2-Dichlorobenzene	46.99	1.0	50	0	94.0	80 - 120				
1,2-Dichloroethane	45.24	1.0	50	0	90.5	76 - 120				
1,2-Dichloropropane	48.43	1.0	50	0	96.9	80 - 120				
1,3,5-Trimethylbenzene	48.49	1.0	50	0	97.0	80 - 123				
1,3-Dichlorobenzene	47.3	1.0	50	0	94.6	80 - 120				
1,3-Dichloropropane	47.97	1.0	50	0	95.9	80 - 120				
1,4-Dichlorobenzene	44.38	1.0	50	0	88.8	80 - 120				
1-Methylnaphthalene	38.17	1.0	50	0	76.3	60 - 140				
2,2-Dichloropropane	48.35	1.0	50	0	96.7	75 - 130				
2-Butanone	95.17	2.0	100	0	95.2	60 - 140				
2-Chlorotoluene	47.73	1.0	50	0	95.5	75 - 125				
2-Hexanone	97.26	2.0	100	0	97.3	60 - 131				
2-Methylnaphthalene	34.21	1.0	50	0	68.4	55 - 140				
4-Chlorotoluene	46.77	1.0	50	0	93.5	74 - 125				
4-Isopropyltoluene	49.9	1.0	50	0	99.8	79 - 127				
4-Methyl-2-pentanone	93.65	2.0	100	0	93.6	60 - 135				
Acetone	84.78	2.0	100	0	84.8	60 - 140				
Benzene	48.74	1.0	50	0	97.5	80 - 120				
Bromobenzene	45.6	1.0	50	0	91.2	75 - 125				
Bromodichloromethane	49.55	1.0	50	0	99.1	75 - 125				
Bromoform	50.81	1.0	50	0	102	70 - 130				

Note: See Qualifiers Page for a list of qualifiers and their explanation.

RIGHT SOLUTIONS | RIGHT PARTNER

Client: EarthCon
Project: Transwestern Compressor Sta. #9 SemiAnnual
WorkOrder: HS15041217

QC BATCH REPORT

Batch ID: R253959 **Instrument: VOA2** **Method: SW8260**

MS Sample ID: **HS15041217-09MS** Units: **ug/L** Analysis Date: **02-May-2015 02:38**
Client ID: **MW-35** Run ID: **VOA2_253959** SeqNo: **3271744** PrepDate: DF: **1**

Analyte	Result	PQL	SPK Val	SPK Ref Value	%REC	Control Limit	RPD Ref Value	%RPD	RPD Limit	Qual
Bromomethane	54.6	1.0	50	0	109	60 - 140				
Carbon disulfide	106.5	2.0	100	0	106	70 - 130				
Carbon tetrachloride	49.99	1.0	50	0	100.0	79 - 120				
Chlorobenzene	49.6	1.0	50	0	99.2	80 - 120				
Chloroethane	47.78	1.0	50	0	95.6	70 - 130				
Chloroform	50.29	1.0	50	0	101	70 - 130				
Chloromethane	44.72	1.0	50	0	89.4	65 - 130				
cis-1,2-Dichloroethene	48.29	1.0	50	0	96.6	75 - 125				
cis-1,3-Dichloropropene	51.28	1.0	50	0	103	79 - 125				
Dibromochloromethane	51.29	1.0	50	0	103	70 - 130				
Dibromomethane	51.79	1.0	50	0	104	75 - 125				
Dichlorodifluoromethane	54.29	1.0	50	0	109	60 - 140				
Ethylbenzene	50.36	1.0	50	0	101	80 - 120				
Hexachlorobutadiene	44.82	1.0	50	0	89.6	70 - 135				
Isopropylbenzene	49.34	1.0	50	0	98.7	75 - 130				
m,p-Xylene	98.67	2.0	100	0	98.7	80 - 120				
Methyl tert-butyl ether	46.54	1.0	50	0	93.1	70 - 130				
Methylene chloride	42.61	2.0	50	0	85.2	65 - 133				
Naphthalene	46.1	1.0	50	0	92.2	65 - 135				
n-Butylbenzene	48.01	1.0	50	0	96.0	75 - 128				
n-Propylbenzene	48.99	1.0	50	0	98.0	75 - 130				
o-Xylene	50.99	1.0	50	0	102	80 - 120				
sec-Butylbenzene	49.31	1.0	50	0	98.6	70 - 125				
Styrene	50.61	1.0	50	0	101	78 - 122				
tert-Butylbenzene	50.88	1.0	50	0	102	70 - 130				
Tetrachloroethene	51.65	1.0	50	0	103	75 - 130				
Toluene	49.25	1.0	50	0	98.5	75 - 121				
trans-1,2-Dichloroethene	50.4	1.0	50	0	101	75 - 125				
trans-1,3-Dichloropropene	51.28	1.0	50	0	103	76 - 125				
Trichloroethene	49.51	1.0	50	0	99.0	71 - 125				
Trichlorofluoromethane	55.61	1.0	50	0	111	67 - 132				
Vinyl chloride	56.14	1.0	50	0	112	70 - 135				
Xylenes, Total	149.7	3.0	150	0	99.8	80 - 124				
Surr: 1,2-Dichloroethane-d4	*48.62*	*1.0*	*50*	*0*	*97.2*	*71 - 125*				

Note: See Qualifiers Page for a list of qualifiers and their explanation.

RIGHT SOLUTIONS | RIGHT PARTNER

Client: EarthCon
Project: Transwestern Compressor Sta. #9 SemiAnnual
WorkOrder: HS15041217

QC BATCH REPORT

Batch ID: R253959 **Instrument: VOA2** **Method: SW8260**

MS Sample ID: **HS15041217-09MS** Units: **ug/L** Analysis Date: **02-May-2015 02:38**
Client ID: **MW-35** Run ID: **VOA2_253959** SeqNo: **3271744** PrepDate: DF: **1**

Analyte	Result	PQL	SPK Val	SPK Ref Value	%REC	Control Limit	RPD Ref Value	%RPD	RPD Limit	Qual
Surr: 4-Bromofluorobenzene	*50.45*	*1.0*	*50*	*0*	*101*	*70 - 125*				
Surr: Dibromofluoromethane	*49.2*	*1.0*	*50*	*0*	*98.4*	*74 - 125*				
Surr: Toluene-d8	*50.06*	*1.0*	*50*	*0*	*100*	*75 - 125*				

Note: See Qualifiers Page for a list of qualifiers and their explanation.

RIGHT SOLUTIONS | RIGHT PARTNER

Client: EarthCon
Project: Transwestern Compressor Sta. #9 SemiAnnual
WorkOrder: HS15041217

QC BATCH REPORT

Batch ID: R253959 **Instrument: VOA2** **Method: SW8260**

MSD Sample ID: **HS15041217-09MSD** Units: **ug/L** Analysis Date: **02-May-2015 03:03**
Client ID: **MW-35** Run ID: **VOA2_253959** SeqNo: **3271745** PrepDate: DF: **1**

Analyte	Result	PQL	SPK Val	SPK Ref Value	%REC	Control Limit	RPD Ref Value	RPD %RPD	RPD Limit	Qual
1,1,1,2-Tetrachloroethane	49.38	1.0	50	0	98.8	80 - 120	51.21	3.65	20	
1,1,1-Trichloroethane	52.7	1.0	50	0	105	75 - 130	54.19	2.78	20	
1,1,2,2-Tetrachloroethane	47.24	1.0	50	0	94.5	74 - 123	44.68	5.58	20	
1,1,2-Trichloroethane	46.48	1.0	50	0	93.0	80 - 120	47.46	2.1	20	
1,1-Dichloroethane	48.24	1.0	50	0	96.5	76 - 120	49.66	2.89	20	
1,1-Dichloroethene	53.63	1.0	50	0	107	75 - 130	54.34	1.3	20	
1,1-Dichloropropene	50.95	1.0	50	0	102	75 - 130	50.54	0.807	20	
1,2,3-Trichlorobenzene	47.21	1.0	50	0	94.4	70 - 131	44.83	5.18	20	
1,2,3-Trichloropropane	47.23	1.0	50	0	94.5	70 - 126	45.6	3.5	20	
1,2,4-Trichlorobenzene	46.17	1.0	50	0	92.3	75 - 126	46.44	0.596	20	
1,2,4-Trimethylbenzene	47.46	1.0	50	0	94.9	70 - 125	46.41	2.24	20	
1,2-Dibromo-3-chloropropane	45.93	1.0	50	0	91.9	65 - 125	43.46	5.53	20	
1,2-Dibromoethane	47.46	1.0	50	0	94.9	80 - 121	48.46	2.08	20	
1,2-Dichlorobenzene	48.77	1.0	50	0	97.5	80 - 120	46.99	3.71	20	
1,2-Dichloroethane	44.01	1.0	50	0	88.0	76 - 120	45.24	2.75	20	
1,2-Dichloropropane	46.54	1.0	50	0	93.1	80 - 120	48.43	3.98	20	
1,3,5-Trimethylbenzene	49.39	1.0	50	0	98.8	80 - 123	48.49	1.84	20	
1,3-Dichlorobenzene	48.51	1.0	50	0	97.0	80 - 120	47.3	2.51	20	
1,3-Dichloropropane	46.66	1.0	50	0	93.3	80 - 120	47.97	2.77	20	
1,4-Dichlorobenzene	46.52	1.0	50	0	93.0	80 - 120	44.38	4.71	20	
1-Methylnaphthalene	44.46	1.0	50	0	88.9	60 - 140	38.17	15.2	20	
2,2-Dichloropropane	46.86	1.0	50	0	93.7	75 - 130	48.35	3.13	20	
2-Butanone	95.63	2.0	100	0	95.6	60 - 140	95.17	0.484	20	
2-Chlorotoluene	48.58	1.0	50	0	97.2	75 - 125	47.73	1.76	20	
2-Hexanone	97.46	2.0	100	0	97.5	60 - 131	97.26	0.211	20	
2-Methylnaphthalene	40.31	1.0	50	0	80.6	55 - 140	34.21	16.4	20	
4-Chlorotoluene	47.81	1.0	50	0	95.6	74 - 125	46.77	2.2	20	
4-Isopropyltoluene	51.3	1.0	50	0	103	79 - 127	49.9	2.77	20	
4-Methyl-2-pentanone	94.64	2.0	100	0	94.6	60 - 135	93.65	1.05	20	
Acetone	96.48	2.0	100	0	96.5	60 - 140	84.78	12.9	20	
Benzene	48.33	1.0	50	0	96.7	80 - 120	48.74	0.855	20	
Bromobenzene	46.15	1.0	50	0	92.3	75 - 125	45.6	1.2	20	
Bromodichloromethane	48.55	1.0	50	0	97.1	75 - 125	49.55	2.03	20	
Bromoform	50.76	1.0	50	0	102	70 - 130	50.81	0.0931	20	

Note: See Qualifiers Page for a list of qualifiers and their explanation.

RIGHT SOLUTIONS | RIGHT PARTNER

Client: EarthCon
Project: Transwestern Compressor Sta. #9 SemiAnnual
WorkOrder: HS15041217

QC BATCH REPORT

Batch ID: R253959 **Instrument: VOA2** **Method: SW8260**

MSD Sample ID: **HS15041217-09MSD** Units: **ug/L** Analysis Date: **02-May-2015 03:03**
Client ID: **MW-35** Run ID: **VOA2_253959** SeqNo: **3271745** PrepDate: DF: **1**

Analyte	Result	PQL	SPK Val	SPK Ref Value	%REC	Control Limit	RPD Ref Value	RPD %RPD	RPD Limit	Qual
Bromomethane	50.8	1.0	50	0	102	60 - 140	54.6	7.21	20	
Carbon disulfide	103.4	2.0	100	0	103	70 - 130	106.5	2.93	20	
Carbon tetrachloride	49.73	1.0	50	0	99.5	75 - 125	49.99	0.528	20	
Chlorobenzene	48.65	1.0	50	0	97.3	80 - 120	49.6	1.92	20	
Chloroethane	43.52	1.0	50	0	87.0	70 - 130	47.78	9.33	20	
Chloroform	49.4	1.0	50	0	98.8	70 - 130	50.29	1.77	20	
Chloromethane	44.6	1.0	50	0	89.2	65 - 130	44.72	0.268	20	
cis-1,2-Dichloroethene	49.57	1.0	50	0	99.1	75 - 125	48.29	2.61	20	
cis-1,3-Dichloropropene	49.58	1.0	50	0	99.2	79 - 125	51.28	3.37	20	
Dibromochloromethane	48.29	1.0	50	0	96.6	70 - 130	51.29	6.02	20	
Dibromomethane	49.98	1.0	50	0	100.0	75 - 125	51.79	3.55	20	
Dichlorodifluoromethane	46.06	1.0	50	0	92.1	60 - 140	54.29	16.4	20	
Ethylbenzene	49.71	1.0	50	0	99.4	80 - 120	50.36	1.3	20	
Hexachlorobutadiene	46.22	1.0	50	0	92.4	70 - 135	44.82	3.08	20	
Isopropylbenzene	48.85	1.0	50	0	97.7	75 - 130	49.34	0.983	20	
m,p-Xylene	97.48	2.0	100	0	97.5	80 - 120	98.67	1.21	20	
Methyl tert-butyl ether	48.16	1.0	50	0	96.3	70 - 130	46.54	3.41	20	
Methylene chloride	43.96	2.0	50	0	87.9	65 - 133	42.61	3.11	20	
Naphthalene	48.71	1.0	50	0	97.4	65 - 135	46.1	5.49	20	
n-Butylbenzene	49.87	1.0	50	0	99.7	75 - 128	48.01	3.82	20	
n-Propylbenzene	50.6	1.0	50	0	101	75 - 130	48.99	3.22	20	
o-Xylene	49.41	1.0	50	0	98.8	80 - 120	50.99	3.15	20	
sec-Butylbenzene	51.21	1.0	50	0	102	70 - 125	49.31	3.78	20	
Styrene	49.9	1.0	50	0	99.8	78 - 122	50.61	1.42	20	
tert-Butylbenzene	52.4	1.0	50	0	105	70 - 130	50.88	2.95	20	
Tetrachloroethene	51	1.0	50	0	102	75 - 130	51.65	1.26	20	
Toluene	48.09	1.0	50	0	96.2	75 - 121	49.25	2.39	20	
trans-1,2-Dichloroethene	51.9	1.0	50	0	104	75 - 125	50.4	2.94	20	
trans-1,3-Dichloropropene	49.58	1.0	50	0	99.2	76 - 125	51.28	3.37	20	
Trichloroethene	47.08	1.0	50	0	94.2	71 - 125	49.51	5.04	20	
Trichlorofluoromethane	52.18	1.0	50	0	104	67 - 132	55.61	6.37	20	
Vinyl chloride	50.84	1.0	50	0	102	70 - 135	56.14	9.92	20	
Xylenes, Total	146.9	3.0	150	0	97.9	80 - 124	149.7	1.87	20	
Surr: 1,2-Dichloroethane-d4	*48.38*	*1.0*	*50*	*0*	*96.8*	*71 - 125*	*48.62*	*0.492*	*20*	

Note: See Qualifiers Page for a list of qualifiers and their explanation.

RIGHT SOLUTIONS | RIGHT PARTNER

Client: EarthCon
Project: Transwestern Compressor Sta. #9 SemiAnnual
WorkOrder: HS15041217

QC BATCH REPORT

Batch ID: R253959 **Instrument: VOA2** **Method: SW8260**

MSD Sample ID: **HS15041217-09MSD** Units: **ug/L** Analysis Date: **02-May-2015 03:03**
Client ID: **MW-35** Run ID: **VOA2_253959** SeqNo: **3271745** PrepDate: DF: **1**

Analyte	Result	PQL	SPK Val	SPK Ref Value	%REC	Control Limit	RPD Ref Value	%RPD	RPD Limit	Qual
Surr: 4-Bromofluorobenzene	*49.84*	*1.0*	*50*	*0*	*99.7*	*70 - 125*	*50.45*	*1.21*	*20*	
Surr: Dibromofluoromethane	*50.04*	*1.0*	*50*	*0*	*100*	*74 - 125*	*49.2*	*1.7*	*20*	
Surr: Toluene-d8	*49.43*	*1.0*	*50*	*0*	*98.9*	*75 - 125*	*50.06*	*1.27*	*20*	

The following samples were anayzed in this batch: HS15041217-01 HS15041217-02 HS15041217-09

Note: See Qualifiers Page for a list of qualifiers and their explanation.

RIGHT SOLUTIONS | RIGHT PARTNER

Client: EarthCon
Project: Transwestern Compressor Sta. #9 SemiAnnual
WorkOrder: HS15041217

QC BATCH REPORT

Batch ID: R253963 **Instrument: VOA2** **Method: SW8260**

MBLK Sample ID: **VBLKW-150503** Units: **ug/L** Analysis Date: **03-May-2015 12:56**
Client ID: Run ID: **VOA2_253963** SeqNo: **3271873** PrepDate: DF: **1**

Analyte	Result	PQL	SPK Val	SPK Ref Value	%REC	Control Limit	RPD Ref Value	%RPD	RPD Limit	Qual
1,1,1,2-Tetrachloroethane	ND	1.0								
1,1,1-Trichloroethane	ND	1.0								
1,1,2,2-Tetrachloroethane	ND	1.0								
1,1,2-Trichloroethane	ND	1.0								
1,1-Dichloroethane	ND	1.0								
1,1-Dichloroethene	ND	1.0								
1,1-Dichloropropene	ND	1.0								
1,2,3-Trichlorobenzene	ND	1.0								
1,2,3-Trichloropropane	ND	1.0								
1,2,4-Trichlorobenzene	ND	1.0								
1,2,4-Trimethylbenzene	ND	1.0								
1,2-Dibromo-3-chloropropane	ND	1.0								
1,2-Dibromoethane	ND	1.0								
1,2-Dichlorobenzene	ND	1.0								
1,2-Dichloroethane	ND	1.0								
1,2-Dichloropropane	ND	1.0								
1,3,5-Trimethylbenzene	ND	1.0								
1,3-Dichlorobenzene	ND	1.0								
1,3-Dichloropropane	ND	1.0								
1,4-Dichlorobenzene	ND	1.0								
1-Methylnaphthalene	ND	1.0								
2,2-Dichloropropane	ND	1.0								
2-Butanone	ND	2.0								
2-Chlorotoluene	ND	1.0								
2-Hexanone	ND	2.0								
2-Methylnaphthalene	ND	1.0								
4-Chlorotoluene	ND	1.0								
4-Isopropyltoluene	ND	1.0								
4-Methyl-2-pentanone	ND	2.0								
Acetone	ND	2.0								
Benzene	ND	1.0								
Bromobenzene	ND	1.0								
Bromodichloromethane	ND	1.0								
Bromoform	ND	1.0								

Note: See Qualifiers Page for a list of qualifiers and their explanation.

RIGHT SOLUTIONS | RIGHT PARTNER

Client: EarthCon
Project: Transwestern Compressor Sta. #9 SemiAnnual
WorkOrder: HS15041217

QC BATCH REPORT

Batch ID: R253963 **Instrument: VOA2** **Method: SW8260**

MBLK Sample ID: **VBLKW-150503** Units: **ug/L** Analysis Date: **03-May-2015 12:56**
Client ID: Run ID: **VOA2_253963** SeqNo: **3271873** PrepDate: DF: **1**

Analyte	Result	PQL	SPK Val	SPK Ref Value	%REC	Control Limit	RPD Ref Value	%RPD	RPD Limit	Qual
Bromomethane	ND	1.0								
Carbon disulfide	ND	2.0								
Carbon tetrachloride	ND	1.0								
Chlorobenzene	ND	1.0								
Chloroethane	ND	1.0								
Chloroform	ND	1.0								
Chloromethane	ND	1.0								
cis-1,2-Dichloroethene	ND	1.0								
cis-1,3-Dichloropropene	ND	1.0								
Dibromochloromethane	ND	1.0								
Dibromomethane	ND	1.0								
Dichlorodifluoromethane	ND	1.0								
Ethylbenzene	ND	1.0								
Hexachlorobutadiene	ND	1.0								
Isopropylbenzene	ND	1.0								
Methyl tert-butyl ether	ND	1.0								
Methylene chloride	ND	2.0								
Naphthalene	ND	1.0								
n-Butylbenzene	ND	1.0								
n-Propylbenzene	ND	1.0								
sec-Butylbenzene	ND	1.0								
Styrene	ND	1.0								
tert-Butylbenzene	ND	1.0								
Tetrachloroethene	ND	1.0								
Toluene	ND	1.0								
trans-1,2-Dichloroethene	ND	1.0								
trans-1,3-Dichloropropene	ND	1.0								
Trichloroethene	ND	1.0								
Trichlorofluoromethane	ND	1.0								
Vinyl chloride	ND	1.0								
Xylenes, Total	ND	3.0								
Surr: 1,2-Dichloroethane-d4	*48.22*	*1.0*	*50*	*0*	*96.4*	*71 - 125*				
Surr: 4-Bromofluorobenzene	*48.72*	*1.0*	*50*	*0*	*97.4*	*70 - 125*				
Surr: Dibromofluoromethane	*48.87*	*1.0*	*50*	*0*	*97.7*	*74 - 125*				

Note: See Qualifiers Page for a list of qualifiers and their explanation.

RIGHT SOLUTIONS | RIGHT PARTNER

Client: EarthCon
Project: Transwestern Compressor Sta. #9 SemiAnnual
WorkOrder: HS15041217

QC BATCH REPORT

Batch ID: R253963 **Instrument: VOA2** **Method: SW8260**

MBLK Sample ID: **VBLKW-150503** Units: **ug/L** Analysis Date: **03-May-2015 12:56**
Client ID: Run ID: **VOA2_253963** SeqNo: **3271873** PrepDate: DF: **1**

Analyte	Result	PQL	SPK Val	SPK Ref Value	%REC	Control Limit	RPD Ref Value	%RPD	RPD Limit	Qual
Surr: Toluene-d8	*49.5*	*1.0*	*50*	*0*	*99.0*	*75 - 125*				

Note: See Qualifiers Page for a list of qualifiers and their explanation.

RIGHT SOLUTIONS | RIGHT PARTNER

Client: EarthCon
Project: Transwestern Compressor Sta. #9 SemiAnnual
WorkOrder: HS15041217

QC BATCH REPORT

Batch ID: R253963 **Instrument: VOA2** **Method: SW8260**

LCS Sample ID: **VLCSW-150503** Units: **ug/L** Analysis Date: **03-May-2015 12:06**
Client ID: Run ID: **VOA2_253963** SeqNo: **3271872** PrepDate: DF: **1**

Analyte	Result	PQL	SPK Val	SPK Ref Value	%REC	Control Limit	RPD Ref Value	%RPD	RPD Limit	Qual
1,1,1,2-Tetrachloroethane	52.21	1.0	50	0	104	80 - 120				
1,1,1-Trichloroethane	50.89	1.0	50	0	102	75 - 130				
1,1,2,2-Tetrachloroethane	51.74	1.0	50	0	103	74 - 123				
1,1,2-Trichloroethane	50.84	1.0	50	0	102	80 - 120				
1,1-Dichloroethane	49.26	1.0	50	0	98.5	76 - 120				
1,1-Dichloroethene	51.1	1.0	50	0	102	75 - 130				
1,1-Dichloropropene	50.86	1.0	50	0	102	75 - 130				
1,2,3-Trichlorobenzene	51.25	1.0	50	0	103	70 - 131				
1,2,3-Trichloropropane	53.61	1.0	50	0	107	70 - 129				
1,2,4-Trichlorobenzene	49.69	1.0	50	0	99.4	75 - 126				
1,2,4-Trimethylbenzene	48.72	1.0	50	0	97.4	70 - 125				
1,2-Dibromo-3-chloropropane	51.84	1.0	50	0	104	65 - 125				
1,2-Dibromoethane	52.98	1.0	50	0	106	80 - 121				
1,2-Dichlorobenzene	50.86	1.0	50	0	102	80 - 120				
1,2-Dichloroethane	46.15	1.0	50	0	92.3	76 - 120				
1,2-Dichloropropane	48.62	1.0	50	0	97.2	80 - 120				
1,3,5-Trimethylbenzene	49.73	1.0	50	0	99.5	80 - 123				
1,3-Dichlorobenzene	49.75	1.0	50	0	99.5	80 - 120				
1,3-Dichloropropane	51.63	1.0	50	0	103	80 - 120				
1,4-Dichlorobenzene	48.05	1.0	50	0	96.1	80 - 120				
1-Methylnaphthalene	55.03	1.0	50	0	110	60 - 140				
2,2-Dichloropropane	54.28	1.0	50	0	109	70 - 136				
2-Butanone	117.6	2.0	100	0	118	60 - 140				
2-Chlorotoluene	48.62	1.0	50	0	97.2	75 - 125				
2-Hexanone	120.2	2.0	100	0	120	60 - 131				
2-Methylnaphthalene	51.56	1.0	50	0	103	55 - 140				
4-Chlorotoluene	48.37	1.0	50	0	96.7	74 - 125				
4-Isopropyltoluene	52.23	1.0	50	0	104	79 - 127				
4-Methyl-2-pentanone	114.2	2.0	100	0	114	60 - 135				
Acetone	118	2.0	100	0	118	60 - 140				
Benzene	48.97	1.0	50	0	97.9	80 - 120				
Bromobenzene	47.48	1.0	50	0	95.0	75 - 125				
Bromodichloromethane	49.59	1.0	50	0	99.2	75 - 125				
Bromoform	55.98	1.0	50	0	112	70 - 130				

Note: See Qualifiers Page for a list of qualifiers and their explanation.

RIGHT SOLUTIONS | RIGHT PARTNER

Client: EarthCon
Project: Transwestern Compressor Sta. #9 SemiAnnual
WorkOrder: HS15041217

QC BATCH REPORT

Batch ID: R253963 **Instrument: VOA2** **Method: SW8260**

LCS Sample ID: **VLCSW-150503** Units: **ug/L** Analysis Date: **03-May-2015 12:06**
Client ID: Run ID: **VOA2_253963** SeqNo: **3271872** PrepDate: DF: **1**

Analyte	Result	PQL	SPK Val	SPK Ref Value	%REC	Control Limit	RPD Ref Value	%RPD	RPD Limit	Qual
Bromomethane	50.75	1.0	50	0	101	60 - 140				
Carbon disulfide	99.11	2.0	100	0	99.1	70 - 130				
Carbon tetrachloride	48.53	1.0	50	0	97.1	75 - 125				
Chlorobenzene	50.01	1.0	50	0	100	80 - 120				
Chloroethane	43.83	1.0	50	0	87.7	70 - 130				
Chloroform	49.47	1.0	50	0	98.9	70 - 130				
Chloromethane	46.14	1.0	50	0	92.3	65 - 130				
cis-1,2-Dichloroethene	50.41	1.0	50	0	101	75 - 125				
cis-1,3-Dichloropropene	52.53	1.0	50	0	105	79 - 125				
Dibromochloromethane	51.54	1.0	50	0	103	70 - 130				
Dibromomethane	55.35	1.0	50	0	111	75 - 125				
Dichlorodifluoromethane	46.5	1.0	50	0	93.0	60 - 140				
Ethylbenzene	50.48	1.0	50	0	101	80 - 120				
Hexachlorobutadiene	49.04	1.0	50	0	98.1	70 - 135				
Isopropylbenzene	50.89	1.0	50	0	102	75 - 130				
Methyl tert-butyl ether	51.36	1.0	50	0	103	70 - 130				
Methylene chloride	42.21	2.0	50	0	84.4	65 - 133				
Naphthalene	53.5	1.0	50	0	107	65 - 135				
n-Butylbenzene	51.84	1.0	50	0	104	75 - 128				
n-Propylbenzene	50.54	1.0	50	0	101	75 - 130				
sec-Butylbenzene	50.69	1.0	50	0	101	70 - 125				
Styrene	52.86	1.0	50	0	106	78 - 122				
tert-Butylbenzene	52.31	1.0	50	0	105	70 - 130				
Tetrachloroethene	52.13	1.0	50	0	104	75 - 130				
Toluene	49.3	1.0	50	0	98.6	75 - 121				
trans-1,2-Dichloroethene	49.86	1.0	50	0	99.7	75 - 125				
trans-1,3-Dichloropropene	52.53	1.0	50	0	105	76 - 125				
Trichloroethene	48.55	1.0	50	0	97.1	71 - 125				
Trichlorofluoromethane	52.05	1.0	50	0	104	67 - 132				
Vinyl chloride	47.08	1.0	50	0	94.2	70 - 135				
Xylenes, Total	152.8	3.0	150	0	102	79 - 124				
Surr: 1,2-Dichloroethane-d4	*48.1*	*1.0*	*50*	*0*	*96.2*	*71 - 125*				
Surr: 4-Bromofluorobenzene	*49.95*	*1.0*	*50*	*0*	*99.9*	*70 - 125*				
Surr: Dibromofluoromethane	*48.42*	*1.0*	*50*	*0*	*96.8*	*74 - 125*				

Note: See Qualifiers Page for a list of qualifiers and their explanation.

RIGHT SOLUTIONS | RIGHT PARTNER

Client: EarthCon
Project: Transwestern Compressor Sta. #9 SemiAnnual
WorkOrder: HS15041217

QC BATCH REPORT

Batch ID: R253963 **Instrument: VOA2** **Method: SW8260**

LCS Sample ID: **VLCSW-150503** Units: **ug/L** Analysis Date: **03-May-2015 12:06**
Client ID: Run ID: **VOA2_253963** SeqNo: **3271872** PrepDate: DF: **1**

Analyte	Result	PQL	SPK Val	SPK Ref Value	%REC	Control Limit	RPD Ref Value	%RPD	RPD Limit	Qual
Surr: Toluene-d8	*50.34*	*1.0*	*50*	*0*	*101*	*75 - 125*				

Note: See Qualifiers Page for a list of qualifiers and their explanation.

RIGHT SOLUTIONS | RIGHT PARTNER

Client: EarthCon
Project: Transwestern Compressor Sta. #9 SemiAnnual
WorkOrder: HS15041217

QC BATCH REPORT

Batch ID: R253963 **Instrument: VOA2** **Method: SW8260**

MS Sample ID: **HS15041217-03MS** Units: **ug/L** Analysis Date: **03-May-2015 13:47**
Client ID: **MW-26** Run ID: **VOA2_253963** SeqNo: **3271875** PrepDate: DF: **1**

Analyte	Result	PQL	SPK Val	SPK Ref Value	%REC	Control Limit	RPD Ref Value	%RPD	RPD Limit	Qual
1,1,1,2-Tetrachloroethane	52.38	1.0	50	0	105	80 - 120				
1,1,1-Trichloroethane	53.44	1.0	50	0	107	75 - 130				
1,1,2,2-Tetrachloroethane	51.9	1.0	50	0	104	74 - 123				
1,1,2-Trichloroethane	50.25	1.0	50	0	101	80 - 120				
1,1-Dichloroethane	58.05	1.0	50	6.905	102	76 - 120				
1,1-Dichloroethene	109.4	1.0	50	50.13	118	75 - 130				
1,1-Dichloropropene	53.68	1.0	50	0	107	75 - 130				
1,2,3-Trichlorobenzene	50.6	1.0	50	0	101	70 - 131				
1,2,3-Trichloropropane	53.9	1.0	50	0	108	70 - 126				
1,2,4-Trichlorobenzene	48.27	1.0	50	0	96.5	75 - 126				
1,2,4-Trimethylbenzene	48.26	1.0	50	0	96.5	70 - 125				
1,2-Dibromo-3-chloropropane	53.37	1.0	50	0	107	65 - 125				
1,2-Dibromoethane	52.45	1.0	50	0	105	80 - 121				
1,2-Dichlorobenzene	49.89	1.0	50	0	99.8	80 - 120				
1,2-Dichloroethane	45.86	1.0	50	0	91.7	76 - 120				
1,2-Dichloropropane	48.75	1.0	50	0	97.5	80 - 120				
1,3,5-Trimethylbenzene	51.32	1.0	50	0	103	80 - 123				
1,3-Dichlorobenzene	50	1.0	50	0	100.0	80 - 120				
1,3-Dichloropropane	50.41	1.0	50	0	101	80 - 120				
1,4-Dichlorobenzene	48.3	1.0	50	0	96.6	80 - 120				
1-Methylnaphthalene	51.98	1.0	50	0	104	60 - 140				
2,2-Dichloropropane	55.79	1.0	50	0	112	75 - 130				
2-Butanone	116.3	2.0	100	0	116	60 - 140				
2-Chlorotoluene	50.01	1.0	50	0	100	75 - 125				
2-Hexanone	118.7	2.0	100	0	119	60 - 131				
2-Methylnaphthalene	47.66	1.0	50	0	95.3	55 - 140				
4-Chlorotoluene	49.7	1.0	50	0	99.4	74 - 125				
4-Isopropyltoluene	52.44	1.0	50	0	105	79 - 127				
4-Methyl-2-pentanone	114	2.0	100	0	114	60 - 135				
Acetone	102.2	2.0	100	0	102	60 - 140				
Benzene	50.1	1.0	50	0	100	80 - 120				
Bromobenzene	48.9	1.0	50	0	97.8	75 - 125				
Bromodichloromethane	50.04	1.0	50	0	100	75 - 125				
Bromoform	55.83	1.0	50	0	112	70 - 130				

Note: See Qualifiers Page for a list of qualifiers and their explanation.

RIGHT SOLUTIONS | RIGHT PARTNER

Client: EarthCon
Project: Transwestern Compressor Sta. #9 SemiAnnual
WorkOrder: HS15041217

QC BATCH REPORT

Batch ID: R253963 **Instrument: VOA2** **Method: SW8260**

MS Sample ID: **HS15041217-03MS** Units: **ug/L** Analysis Date: **03-May-2015 13:47**
Client ID: **MW-26** Run ID: **VOA2_253963** SeqNo: **3271875** PrepDate: DF: **1**

Analyte	Result	PQL	SPK Val	SPK Ref Value	%REC	Control Limit	RPD Ref Value	%RPD	RPD Limit	Qual
Bromomethane	55.86	1.0	50	0	112	60 - 140				
Carbon disulfide	103.1	2.0	100	0	103	70 - 130				
Carbon tetrachloride	52.97	1.0	50	0	106	79 - 120				
Chlorobenzene	50.47	1.0	50	0	101	80 - 120				
Chloroethane	47.34	1.0	50	0	94.7	70 - 130				
Chloroform	51.3	1.0	50	0	103	70 - 130				
Chloromethane	47.29	1.0	50	0	94.6	65 - 130				
cis-1,2-Dichloroethene	51.75	1.0	50	0	104	75 - 125				
cis-1,3-Dichloropropene	53.1	1.0	50	0	106	79 - 125				
Dibromochloromethane	52.17	1.0	50	0	104	70 - 130				
Dibromomethane	51.74	1.0	50	0	103	75 - 125				
Dichlorodifluoromethane	54.46	1.0	50	0	109	60 - 140				
Ethylbenzene	52.39	1.0	50	0	105	80 - 120				
Hexachlorobutadiene	47.78	1.0	50	0	95.6	70 - 135				
Isopropylbenzene	51.72	1.0	50	0	103	75 - 130				
Methyl tert-butyl ether	51.78	1.0	50	0	104	70 - 130				
Methylene chloride	43.51	2.0	50	0	87.0	65 - 133				
Naphthalene	52.92	1.0	50	0	106	65 - 135				
n-Butylbenzene	51.5	1.0	50	0	103	75 - 128				
n-Propylbenzene	51.78	1.0	50	0	104	75 - 130				
sec-Butylbenzene	51.99	1.0	50	0	104	70 - 125				
Styrene	52.75	1.0	50	0	105	78 - 122				
tert-Butylbenzene	53.68	1.0	50	0	107	70 - 130				
Tetrachloroethene	54.04	1.0	50	0	108	75 - 130				
Toluene	50.41	1.0	50	0	101	75 - 121				
trans-1,2-Dichloroethene	53.31	1.0	50	0	107	75 - 125				
trans-1,3-Dichloropropene	53.1	1.0	50	0	106	76 - 125				
Trichloroethene	51.29	1.0	50	0	103	71 - 125				
Trichlorofluoromethane	54.25	1.0	50	0	108	67 - 132				
Vinyl chloride	51.94	1.0	50	0	104	70 - 135				
Xylenes, Total	155.2	3.0	150	0	103	80 - 124				
Surr: 1,2-Dichloroethane-d4	*48.82*	*1.0*	*50*	*0*	*97.6*	*71 - 125*				
Surr: 4-Bromofluorobenzene	*50.55*	*1.0*	*50*	*0*	*101*	*70 - 125*				
Surr: Dibromofluoromethane	*50.01*	*1.0*	*50*	*0*	*100*	*74 - 125*				

Note: See Qualifiers Page for a list of qualifiers and their explanation.

RIGHT SOLUTIONS | RIGHT PARTNER

Client: EarthCon
Project: Transwestern Compressor Sta. #9 SemiAnnual
WorkOrder: HS15041217

QC BATCH REPORT

Batch ID: R253963 **Instrument: VOA2** **Method: SW8260**

MS Sample ID: **HS15041217-03MS** Units: **ug/L** Analysis Date: **03-May-2015 13:47**
Client ID: **MW-26** Run ID: **VOA2_253963** SeqNo: **3271875** PrepDate: DF: **1**

Analyte	Result	PQL	SPK Val	SPK Ref Value	%REC	Control Limit	RPD Ref Value	%RPD	RPD Limit	Qual
Surr: Toluene-d8	*49.88*	*1.0*	*50*	*0*	*99.8*	*75 - 125*				

Note: See Qualifiers Page for a list of qualifiers and their explanation.

RIGHT SOLUTIONS | RIGHT PARTNER

Client: EarthCon
Project: Transwestern Compressor Sta. #9 SemiAnnual
WorkOrder: HS15041217

QC BATCH REPORT

Batch ID: R253963 **Instrument: VOA2** **Method: SW8260**

MSD Sample ID: **HS15041217-03MSD** Units: **ug/L** Analysis Date: **03-May-2015 14:12**
Client ID: **MW-26** Run ID: **VOA2_253963** SeqNo: **3271876** PrepDate: DF: **1**

Analyte	Result	PQL	SPK Val	SPK Ref Value	%REC	Control Limit	RPD Ref Value	RPD %RPD	RPD Limit	Qual
1,1,1,2-Tetrachloroethane	50.67	1.0	50	0	101	80 - 120	52.38	3.32	20	
1,1,1-Trichloroethane	51.6	1.0	50	0	103	75 - 130	53.44	3.48	20	
1,1,2,2-Tetrachloroethane	51.2	1.0	50	0	102	74 - 123	51.9	1.34	20	
1,1,2-Trichloroethane	48.9	1.0	50	0	97.8	80 - 120	50.25	2.73	20	
1,1-Dichloroethane	55.06	1.0	50	6.905	96.3	76 - 120	58.05	5.29	20	
1,1-Dichloroethene	101.3	1.0	50	50.13	102	75 - 130	109.4	7.65	20	
1,1-Dichloropropene	51.94	1.0	50	0	104	75 - 130	53.68	3.3	20	
1,2,3-Trichlorobenzene	49.28	1.0	50	0	98.6	70 - 131	50.6	2.63	20	
1,2,3-Trichloropropane	53.79	1.0	50	0	108	70 - 126	53.9	0.208	20	
1,2,4-Trichlorobenzene	47.08	1.0	50	0	94.2	75 - 126	48.27	2.51	20	
1,2,4-Trimethylbenzene	47.5	1.0	50	0	95.0	70 - 125	48.26	1.58	20	
1,2-Dibromo-3-chloropropane	53.57	1.0	50	0	107	65 - 125	53.37	0.392	20	
1,2-Dibromoethane	51.16	1.0	50	0	102	80 - 121	52.45	2.48	20	
1,2-Dichlorobenzene	48.36	1.0	50	0	96.7	80 - 120	49.89	3.11	20	
1,2-Dichloroethane	44.5	1.0	50	0	89.0	76 - 120	45.86	3.01	20	
1,2-Dichloropropane	47.53	1.0	50	0	95.1	80 - 120	48.75	2.54	20	
1,3,5-Trimethylbenzene	49.3	1.0	50	0	98.6	80 - 123	51.32	4.01	20	
1,3-Dichlorobenzene	48.84	1.0	50	0	97.7	80 - 120	50	2.35	20	
1,3-Dichloropropane	49.92	1.0	50	0	99.8	80 - 120	50.41	0.975	20	
1,4-Dichlorobenzene	46.12	1.0	50	0	92.2	80 - 120	48.3	4.63	20	
1-Methylnaphthalene	54.03	1.0	50	0	108	60 - 140	51.98	3.88	20	
2,2-Dichloropropane	54.29	1.0	50	0	109	75 - 130	55.79	2.73	20	
2-Butanone	120	2.0	100	0	120	60 - 140	116.3	3.17	20	
2-Chlorotoluene	47.6	1.0	50	0	95.2	75 - 125	50.01	4.94	20	
2-Hexanone	122.3	2.0	100	0	122	60 - 131	118.7	2.97	20	
2-Methylnaphthalene	50.6	1.0	50	0	101	55 - 140	47.66	5.98	20	
4-Chlorotoluene	47.47	1.0	50	0	94.9	74 - 125	49.7	4.59	20	
4-Isopropyltoluene	52.04	1.0	50	0	104	79 - 127	52.44	0.777	20	
4-Methyl-2-pentanone	116.7	2.0	100	0	117	60 - 135	114	2.32	20	
Acetone	111.9	2.0	100	0	112	60 - 140	102.2	9.07	20	
Benzene	48.3	1.0	50	0	96.6	80 - 120	50.1	3.65	20	
Bromobenzene	46.67	1.0	50	0	93.3	75 - 125	48.9	4.67	20	
Bromodichloromethane	48.64	1.0	50	0	97.3	75 - 125	50.04	2.83	20	
Bromoform	55.29	1.0	50	0	111	70 - 130	55.83	0.98	20	

Note: See Qualifiers Page for a list of qualifiers and their explanation.

RIGHT SOLUTIONS | RIGHT PARTNER

Client: EarthCon
Project: Transwestern Compressor Sta. #9 SemiAnnual
WorkOrder: HS15041217

QC BATCH REPORT

Batch ID: R253963 **Instrument: VOA2** **Method: SW8260**

MSD Sample ID: **HS15041217-03MSD** Units: **ug/L** Analysis Date: **03-May-2015 14:12**
Client ID: **MW-26** Run ID: **VOA2_253963** SeqNo: **3271876** PrepDate: DF: **1**

Analyte	Result	PQL	SPK Val	SPK Ref Value	%REC	Control Limit	RPD Ref Value	RPD %RPD	RPD Limit	Qual
Bromomethane	49.73	1.0	50	0	99.5	60 - 140	55.86	11.6	20	
Carbon disulfide	98.25	2.0	100	0	98.2	70 - 130	103.1	4.82	20	
Carbon tetrachloride	49.4	1.0	50	0	98.8	75 - 125	52.97	6.99	20	
Chlorobenzene	49.51	1.0	50	0	99.0	80 - 120	50.47	1.91	20	
Chloroethane	42.45	1.0	50	0	84.9	70 - 130	47.34	10.9	20	
Chloroform	48.16	1.0	50	0	96.3	70 - 130	51.3	6.32	20	
Chloromethane	42.88	1.0	50	0	85.8	65 - 130	47.29	9.78	20	
cis-1,2-Dichloroethene	50.45	1.0	50	0	101	75 - 125	51.75	2.54	20	
cis-1,3-Dichloropropene	51.68	1.0	50	0	103	79 - 125	53.1	2.71	20	
Dibromochloromethane	52.77	1.0	50	0	106	70 - 130	52.17	1.15	20	
Dibromomethane	52.78	1.0	50	0	106	75 - 125	51.74	1.98	20	
Dichlorodifluoromethane	53.93	1.0	50	0	108	60 - 140	54.46	0.983	20	
Ethylbenzene	51.45	1.0	50	0	103	80 - 120	52.39	1.79	20	
Hexachlorobutadiene	46.82	1.0	50	0	93.6	70 - 135	47.78	2.02	20	
Isopropylbenzene	50.58	1.0	50	0	101	75 - 130	51.72	2.23	20	
Methyl tert-butyl ether	50.9	1.0	50	0	102	70 - 130	51.78	1.71	20	
Methylene chloride	37.98	2.0	50	0	76.0	65 - 133	43.51	13.6	20	
Naphthalene	53.32	1.0	50	0	107	65 - 135	52.92	0.749	20	
n-Butylbenzene	50.81	1.0	50	0	102	75 - 128	51.5	1.34	20	
n-Propylbenzene	49.57	1.0	50	0	99.1	75 - 130	51.78	4.35	20	
sec-Butylbenzene	50.89	1.0	50	0	102	70 - 125	51.99	2.14	20	
Styrene	52.33	1.0	50	0	105	78 - 122	52.75	0.793	20	
tert-Butylbenzene	51.86	1.0	50	0	104	70 - 130	53.68	3.45	20	
Tetrachloroethene	52.94	1.0	50	0	106	75 - 130	54.04	2.05	20	
Toluene	49.16	1.0	50	0	98.3	75 - 121	50.41	2.52	20	
trans-1,2-Dichloroethene	50.18	1.0	50	0	100	75 - 125	53.31	6.06	20	
trans-1,3-Dichloropropene	51.68	1.0	50	0	103	76 - 125	53.1	2.71	20	
Trichloroethene	49.08	1.0	50	0	98.2	71 - 125	51.29	4.4	20	
Trichlorofluoromethane	53.12	1.0	50	0	106	67 - 132	54.25	2.11	20	
Vinyl chloride	52.19	1.0	50	0	104	70 - 135	51.94	0.479	20	
Xylenes, Total	153	3.0	150	0	102	80 - 124	155.2	1.41	20	
Surr: 1,2-Dichloroethane-d4	*48.32*	*1.0*	*50*	*0*	*96.6*	*71 - 125*	*48.82*	*1.04*	*20*	
Surr: 4-Bromofluorobenzene	*51.28*	*1.0*	*50*	*0*	*103*	*70 - 125*	*50.55*	*1.44*	*20*	
Surr: Dibromofluoromethane	*49.11*	*1.0*	*50*	*0*	*98.2*	*74 - 125*	*50.01*	*1.83*	*20*	

Note: See Qualifiers Page for a list of qualifiers and their explanation.

RIGHT SOLUTIONS | RIGHT PARTNER

Client: EarthCon
Project: Transwestern Compressor Sta. #9 SemiAnnual
WorkOrder: HS15041217

QC BATCH REPORT

Batch ID: R253963 **Instrument: VOA2** **Method: SW8260**

MSD Sample ID: **HS15041217-03MSD** Units: **ug/L** Analysis Date: **03-May-2015 14:12**
Client ID: **MW-26** Run ID: **VOA2_253963** SeqNo: **3271876** PrepDate: DF: **1**

Analyte	Result	PQL	SPK Val	SPK Ref Value	%REC	Control Limit	RPD Ref Value	%RPD	RPD Limit	Qual
Surr: Toluene-d8	*49.79*	*1.0*	*50*	*0*	*99.6*	*75 - 125*	*49.88*	*0.18*	*20*	

The following samples were anayzed in this batch: HS15041217-03 HS15041217-04

Note: See Qualifiers Page for a list of qualifiers and their explanation.

RIGHT SOLUTIONS | RIGHT PARTNER

Client: EarthCon
Project: Transwestern Compressor Sta. #9 SemiAnnual
WorkOrder: HS15041217

QC BATCH REPORT

Batch ID: R253970 **Instrument: VOA2** **Method: SW8260**

MBLK Sample ID: **VBLKW-150503** Units: **ug/L** Analysis Date: **04-May-2015 01:04**
Client ID: Run ID: **VOA2_253970** SeqNo: **3272005** PrepDate: DF: **1**

Analyte	Result	PQL	SPK Val	SPK Ref Value	%REC	Control Limit	RPD Ref Value	%RPD	RPD Limit	Qual
1,1,1,2-Tetrachloroethane	ND	1.0								
1,1,1-Trichloroethane	ND	1.0								
1,1,2,2-Tetrachloroethane	ND	1.0								
1,1,2-Trichloroethane	ND	1.0								
1,1-Dichloroethane	ND	1.0								
1,1-Dichloroethene	ND	1.0								
1,1-Dichloropropene	ND	1.0								
1,2,3-Trichlorobenzene	ND	1.0								
1,2,3-Trichloropropane	ND	1.0								
1,2,4-Trichlorobenzene	ND	1.0								
1,2,4-Trimethylbenzene	ND	1.0								
1,2-Dibromo-3-chloropropane	ND	1.0								
1,2-Dibromoethane	ND	1.0								
1,2-Dichlorobenzene	ND	1.0								
1,2-Dichloroethane	ND	1.0								
1,2-Dichloropropane	ND	1.0								
1,3,5-Trimethylbenzene	ND	1.0								
1,3-Dichlorobenzene	ND	1.0								
1,3-Dichloropropane	ND	1.0								
1,4-Dichlorobenzene	ND	1.0								
1-Methylnaphthalene	ND	1.0								
2,2-Dichloropropane	ND	1.0								
2-Butanone	ND	2.0								
2-Chlorotoluene	ND	1.0								
2-Hexanone	ND	2.0								
2-Methylnaphthalene	ND	1.0								
4-Chlorotoluene	ND	1.0								
4-Isopropyltoluene	ND	1.0								
4-Methyl-2-pentanone	ND	2.0								
Acetone	ND	2.0								
Benzene	ND	1.0								
Bromobenzene	ND	1.0								
Bromodichloromethane	ND	1.0								
Bromoform	ND	1.0								

Note: See Qualifiers Page for a list of qualifiers and their explanation.

RIGHT SOLUTIONS | RIGHT PARTNER

Client: EarthCon
Project: Transwestern Compressor Sta. #9 SemiAnnual
WorkOrder: HS15041217

QC BATCH REPORT

Batch ID: R253970 **Instrument: VOA2** **Method: SW8260**

MBLK Sample ID: **VBLKW-150503** Units: **ug/L** Analysis Date: **04-May-2015 01:04**
Client ID: Run ID: **VOA2_253970** SeqNo: **3272005** PrepDate: DF: **1**

Analyte	Result	PQL	SPK Val	SPK Ref Value	%REC	Control Limit	RPD Ref Value	%RPD	RPD Limit	Qual
Bromomethane	ND	1.0								
Carbon disulfide	ND	2.0								
Carbon tetrachloride	ND	1.0								
Chlorobenzene	ND	1.0								
Chloroethane	ND	1.0								
Chloroform	ND	1.0								
Chloromethane	ND	1.0								
cis-1,2-Dichloroethene	ND	1.0								
cis-1,3-Dichloropropene	ND	1.0								
Dibromochloromethane	ND	1.0								
Dibromomethane	ND	1.0								
Dichlorodifluoromethane	ND	1.0								
Ethylbenzene	ND	1.0								
Hexachlorobutadiene	ND	1.0								
Isopropylbenzene	ND	1.0								
m,p-Xylene	ND	2.0								
Methyl tert-butyl ether	ND	1.0								
Methylene chloride	ND	2.0								
Naphthalene	ND	1.0								
n-Butylbenzene	ND	1.0								
n-Propylbenzene	ND	1.0								
o-Xylene	ND	1.0								
sec-Butylbenzene	ND	1.0								
Styrene	ND	1.0								
tert-Butylbenzene	ND	1.0								
Tetrachloroethene	ND	1.0								
Toluene	ND	1.0								
trans-1,2-Dichloroethene	ND	1.0								
trans-1,3-Dichloropropene	ND	1.0								
Trichloroethene	ND	1.0								
Trichlorofluoromethane	ND	1.0								
Vinyl chloride	ND	1.0								
Xylenes, Total	ND	3.0								
Surr: 1,2-Dichloroethane-d4	*48.58*	*1.0*	*50*	*0*	*97.2*	*71 - 125*				

Note: See Qualifiers Page for a list of qualifiers and their explanation.

RIGHT SOLUTIONS | RIGHT PARTNER

Client: EarthCon
Project: Transwestern Compressor Sta. #9 SemiAnnual
WorkOrder: HS15041217

QC BATCH REPORT

Batch ID: R253970 **Instrument: VOA2** **Method: SW8260**

MBLK Sample ID: **VBLKW-150503** Units: **ug/L** Analysis Date: **04-May-2015 01:04**
Client ID: Run ID: **VOA2_253970** SeqNo: **3272005** PrepDate: DF: **1**

Analyte	Result	PQL	SPK Val	SPK Ref Value	%REC	Control Limit	RPD Ref Value	%RPD	RPD Limit	Qual
Surr: 4-Bromofluorobenzene	*49.19*	*1.0*	*50*	*0*	*98.4*	*70 - 125*				
Surr: Dibromofluoromethane	*47.09*	*1.0*	*50*	*0*	*94.2*	*74 - 125*				
Surr: Toluene-d8	*49.9*	*1.0*	*50*	*0*	*99.8*	*75 - 125*				

Note: See Qualifiers Page for a list of qualifiers and their explanation.

RIGHT SOLUTIONS | RIGHT PARTNER

Client: EarthCon
Project: Transwestern Compressor Sta. #9 SemiAnnual
WorkOrder: HS15041217

QC BATCH REPORT

Batch ID: R253970 **Instrument: VOA2** **Method: SW8260**

LCS Sample ID: **VLCSW-150503** Units: **ug/L** Analysis Date: **04-May-2015 00:14**
Client ID: Run ID: **VOA2_253970** SeqNo: **3272004** PrepDate: DF: **1**

Analyte	Result	PQL	SPK Val	SPK Ref Value	%REC	Control Limit	RPD Ref Value	%RPD	RPD Limit	Qual
1,1,1,2-Tetrachloroethane	48.82	1.0	50	0	97.6	80 - 120				
1,1,1-Trichloroethane	48.08	1.0	50	0	96.2	75 - 130				
1,1,2,2-Tetrachloroethane	48.5	1.0	50	0	97.0	74 - 123				
1,1,2-Trichloroethane	47.37	1.0	50	0	94.7	80 - 120				
1,1-Dichloroethane	46.28	1.0	50	0	92.6	76 - 120				
1,1-Dichloroethene	46.83	1.0	50	0	93.7	75 - 130				
1,1-Dichloropropene	46.86	1.0	50	0	93.7	75 - 130				
1,2,3-Trichlorobenzene	48.45	1.0	50	0	96.9	70 - 131				
1,2,3-Trichloropropane	48.73	1.0	50	0	97.5	70 - 129				
1,2,4-Trichlorobenzene	46.03	1.0	50	0	92.1	75 - 126				
1,2,4-Trimethylbenzene	46.68	1.0	50	0	93.4	70 - 125				
1,2-Dibromo-3-chloropropane	47.7	1.0	50	0	95.4	65 - 125				
1,2-Dibromoethane	49.41	1.0	50	0	98.8	80 - 121				
1,2-Dichlorobenzene	47.81	1.0	50	0	95.6	80 - 120				
1,2-Dichloroethane	43.19	1.0	50	0	86.4	76 - 120				
1,2-Dichloropropane	46.79	1.0	50	0	93.6	80 - 120				
1,3,5-Trimethylbenzene	46.76	1.0	50	0	93.5	80 - 123				
1,3-Dichlorobenzene	47.43	1.0	50	0	94.9	80 - 120				
1,3-Dichloropropane	47.35	1.0	50	0	94.7	80 - 120				
1,4-Dichlorobenzene	45.4	1.0	50	0	90.8	80 - 120				
1-Methylnaphthalene	49.59	1.0	50	0	99.2	60 - 140				
2,2-Dichloropropane	42.52	1.0	50	0	85.0	70 - 136				
2-Butanone	106.9	2.0	100	0	107	60 - 140				
2-Chlorotoluene	45.98	1.0	50	0	92.0	75 - 125				
2-Hexanone	107.8	2.0	100	0	108	60 - 131				
2-Methylnaphthalene	46.18	1.0	50	0	92.4	55 - 140				
4-Chlorotoluene	45.82	1.0	50	0	91.6	74 - 125				
4-Isopropyltoluene	48.24	1.0	50	0	96.5	79 - 127				
4-Methyl-2-pentanone	102.8	2.0	100	0	103	60 - 135				
Acetone	107.2	2.0	100	0	107	60 - 140				
Benzene	46.8	1.0	50	0	93.6	80 - 120				
Bromobenzene	46.43	1.0	50	0	92.9	75 - 125				
Bromodichloromethane	47.85	1.0	50	0	95.7	75 - 125				
Bromoform	52.08	1.0	50	0	104	70 - 130				

Note: See Qualifiers Page for a list of qualifiers and their explanation.

RIGHT SOLUTIONS | RIGHT PARTNER

Client: EarthCon
Project: Transwestern Compressor Sta. #9 SemiAnnual
WorkOrder: HS15041217

QC BATCH REPORT

Batch ID: R253970 **Instrument: VOA2** **Method: SW8260**

LCS Sample ID: **VLCSW-150503** Units: **ug/L** Analysis Date: **04-May-2015 00:14**
Client ID: Run ID: **VOA2_253970** SeqNo: **3272004** PrepDate: DF: **1**

Analyte	Result	PQL	SPK Val	SPK Ref Value	%REC	Control Limit	RPD Ref Value	%RPD	RPD Limit	Qual
Bromomethane	53.85	1.0	50	0	108	60 - 140				
Carbon disulfide	94.86	2.0	100	0	94.9	70 - 130				
Carbon tetrachloride	43.95	1.0	50	0	87.9	75 - 125				
Chlorobenzene	47.31	1.0	50	0	94.6	80 - 120				
Chloroethane	38.16	1.0	50	0	76.3	70 - 130				
Chloroform	47.31	1.0	50	0	94.6	70 - 130				
Chloromethane	43.02	1.0	50	0	86.0	65 - 130				
cis-1,2-Dichloroethene	47.81	1.0	50	0	95.6	75 - 125				
cis-1,3-Dichloropropene	49.73	1.0	50	0	99.5	79 - 125				
Dibromochloromethane	45.48	1.0	50	0	91.0	70 - 130				
Dibromomethane	52.16	1.0	50	0	104	75 - 125				
Dichlorodifluoromethane	44.49	1.0	50	0	89.0	60 - 140				
Ethylbenzene	47.83	1.0	50	0	95.7	80 - 120				
Hexachlorobutadiene	44.47	1.0	50	0	88.9	70 - 135				
Isopropylbenzene	47.5	1.0	50	0	95.0	75 - 130				
m,p-Xylene	93.47	2.0	100	0	93.5	80 - 120				
Methyl tert-butyl ether	49.45	1.0	50	0	98.9	70 - 130				
Methylene chloride	42.45	2.0	50	0	84.9	65 - 133				
Naphthalene	50.74	1.0	50	0	101	65 - 135				
n-Butylbenzene	46.71	1.0	50	0	93.4	75 - 128				
n-Propylbenzene	46.66	1.0	50	0	93.3	75 - 130				
o-Xylene	48.2	1.0	50	0	96.4	80 - 120				
sec-Butylbenzene	47.63	1.0	50	0	95.3	70 - 125				
Styrene	49.94	1.0	50	0	99.9	78 - 122				
tert-Butylbenzene	49.65	1.0	50	0	99.3	70 - 130				
Tetrachloroethene	47.12	1.0	50	0	94.2	75 - 130				
Toluene	46.21	1.0	50	0	92.4	75 - 121				
trans-1,2-Dichloroethene	48.23	1.0	50	0	96.5	75 - 125				
trans-1,3-Dichloropropene	49.73	1.0	50	0	99.5	76 - 125				
Trichloroethene	45.88	1.0	50	0	91.8	71 - 125				
Trichlorofluoromethane	47.93	1.0	50	0	95.9	67 - 132				
Vinyl chloride	47.15	1.0	50	0	94.3	70 - 135				
Xylenes, Total	141.7	3.0	150	0	94.4	79 - 124				
Surr: 1,2-Dichloroethane-d4	*46.98*	*1.0*	*50*	*0*	*94.0*	*71 - 125*				

Note: See Qualifiers Page for a list of qualifiers and their explanation.

RIGHT SOLUTIONS | RIGHT PARTNER

Client: EarthCon
Project: Transwestern Compressor Sta. #9 SemiAnnual
WorkOrder: HS15041217

QC BATCH REPORT

Batch ID: R253970 **Instrument: VOA2** **Method: SW8260**

LCS Sample ID: **VLCSW-150503** Units: **ug/L** Analysis Date: **04-May-2015 00:14**
Client ID: Run ID: **VOA2_253970** SeqNo: **3272004** PrepDate: DF: **1**

Analyte	Result	PQL	SPK Val	SPK Ref Value	%REC	Control Limit	RPD Ref Value	%RPD	RPD Limit	Qual
Surr: 4-Bromofluorobenzene	*49.13*	*1.0*	*50*	*0*	*98.3*	*70 - 125*				
Surr: Dibromofluoromethane	*48.59*	*1.0*	*50*	*0*	*97.2*	*74 - 125*				
Surr: Toluene-d8	*49.21*	*1.0*	*50*	*0*	*98.4*	*75 - 125*				

Note: See Qualifiers Page for a list of qualifiers and their explanation.

RIGHT SOLUTIONS | RIGHT PARTNER

Client: EarthCon
Project: Transwestern Compressor Sta. #9 SemiAnnual
WorkOrder: HS15041217

QC BATCH REPORT

Batch ID: R253970 **Instrument: VOA2** **Method: SW8260**

MS Sample ID: **HS15041217-05MS** Units: **ug/L** Analysis Date: **04-May-2015 03:34**
Client ID: **MW-39** Run ID: **VOA2_253970** SeqNo: **3272011** PrepDate: DF: **1**

Analyte	Result	PQL	SPK Val	SPK Ref Value	%REC	Control Limit	RPD Ref Value	%RPD	RPD Limit	Qual
1,1,1,2-Tetrachloroethane	53.07	1.0	50	0	106	80 - 120				
1,1,1-Trichloroethane	53.77	1.0	50	0	108	75 - 130				
1,1,2,2-Tetrachloroethane	50.54	1.0	50	0	101	74 - 123				
1,1,2-Trichloroethane	49.65	1.0	50	0	99.3	80 - 120				
1,1-Dichloroethane	52.41	1.0	50	2.549	99.7	76 - 120				
1,1-Dichloroethene	78.04	1.0	50	22	112	75 - 130				
1,1-Dichloropropene	52.78	1.0	50	0	106	75 - 130				
1,2,3-Trichlorobenzene	48.5	1.0	50	0	97.0	70 - 131				
1,2,3-Trichloropropane	49.34	1.0	50	0	98.7	70 - 126				
1,2,4-Trichlorobenzene	47.05	1.0	50	0	94.1	75 - 126				
1,2,4-Trimethylbenzene	48.59	1.0	50	0	97.2	70 - 125				
1,2-Dibromo-3-chloropropane	48.99	1.0	50	0	98.0	65 - 125				
1,2-Dibromoethane	51.87	1.0	50	0	104	80 - 121				
1,2-Dichlorobenzene	49.32	1.0	50	0	98.6	80 - 120				
1,2-Dichloroethane	45.54	1.0	50	0	91.1	76 - 120				
1,2-Dichloropropane	49.45	1.0	50	0	98.9	80 - 120				
1,3,5-Trimethylbenzene	50.71	1.0	50	0	101	80 - 123				
1,3-Dichlorobenzene	49.87	1.0	50	0	99.7	80 - 120				
1,3-Dichloropropane	49.89	1.0	50	0	99.8	80 - 120				
1,4-Dichlorobenzene	47.51	1.0	50	0	95.0	80 - 120				
1-Methylnaphthalene	46.74	1.0	50	0	93.5	60 - 140				
2,2-Dichloropropane	43.03	1.0	50	0	86.1	75 - 130				
2-Butanone	104.2	2.0	100	0	104	60 - 140				
2-Chlorotoluene	49.97	1.0	50	0	99.9	75 - 125				
2-Hexanone	106.6	2.0	100	0	107	60 - 131				
2-Methylnaphthalene	41.91	1.0	50	0	83.8	55 - 140				
4-Chlorotoluene	48.82	1.0	50	0	97.6	74 - 125				
4-Isopropyltoluene	51.8	1.0	50	0	104	79 - 127				
4-Methyl-2-pentanone	104.6	2.0	100	0	105	60 - 135				
Acetone	111	2.0	100	0	111	60 - 140				
Benzene	50.72	1.0	50	0	101	80 - 120				
Bromobenzene	48.94	1.0	50	0	97.9	75 - 125				
Bromodichloromethane	50.05	1.0	50	0	100	75 - 125				
Bromoform	54.62	1.0	50	0	109	70 - 130				

Note: See Qualifiers Page for a list of qualifiers and their explanation.

RIGHT SOLUTIONS | RIGHT PARTNER

Client: EarthCon
Project: Transwestern Compressor Sta. #9 SemiAnnual
WorkOrder: HS15041217

QC BATCH REPORT

Batch ID: R253970 **Instrument: VOA2** **Method: SW8260**

MS Sample ID: **HS15041217-05MS** Units: **ug/L** Analysis Date: **04-May-2015 03:34**
Client ID: **MW-39** Run ID: **VOA2_253970** SeqNo: **3272011** PrepDate: DF: **1**

Analyte	Result	PQL	SPK Val	SPK Ref Value	%REC	Control Limit	RPD Ref Value	%RPD	RPD Limit	Qual
Bromomethane	54.32	1.0	50	0	109	60 - 140				
Carbon disulfide	104.9	2.0	100	0	105	70 - 130				
Carbon tetrachloride	51.38	1.0	50	0	103	79 - 120				
Chlorobenzene	51.19	1.0	50	0	102	80 - 120				
Chloroethane	47.59	1.0	50	0	95.2	70 - 130				
Chloroform	52.1	1.0	50	0	104	70 - 130				
Chloromethane	45.25	1.0	50	0	90.5	65 - 130				
cis-1,2-Dichloroethene	51.08	1.0	50	0	102	75 - 125				
cis-1,3-Dichloropropene	51.19	1.0	50	0	102	79 - 125				
Dibromochloromethane	51.84	1.0	50	0	104	70 - 130				
Dibromomethane	52.62	1.0	50	0	105	75 - 125				
Dichlorodifluoromethane	47.03	1.0	50	0	94.1	60 - 140				
Ethylbenzene	52.53	1.0	50	0	105	80 - 120				
Hexachlorobutadiene	44.68	1.0	50	0	89.4	70 - 135				
Isopropylbenzene	52.3	1.0	50	0	105	75 - 130				
m,p-Xylene	101.7	2.0	100	0	102	80 - 120				
Methyl tert-butyl ether	49.77	1.0	50	0	99.5	70 - 130				
Methylene chloride	45.9	2.0	50	0	91.8	65 - 133				
Naphthalene	50.31	1.0	50	0	101	65 - 135				
n-Butylbenzene	50	1.0	50	0	100.0	75 - 128				
n-Propylbenzene	50.88	1.0	50	0	102	75 - 130				
o-Xylene	52.64	1.0	50	0	105	80 - 120				
sec-Butylbenzene	51.66	1.0	50	0	103	70 - 125				
Styrene	51.85	1.0	50	0	104	78 - 122				
tert-Butylbenzene	54.16	1.0	50	0	108	70 - 130				
Tetrachloroethene	53.89	1.0	50	0	108	75 - 130				
Toluene	51	1.0	50	0	102	75 - 121				
trans-1,2-Dichloroethene	52.7	1.0	50	0	105	75 - 125				
trans-1,3-Dichloropropene	51.19	1.0	50	0	102	76 - 125				
Trichloroethene	51.12	1.0	50	0	102	71 - 125				
Trichlorofluoromethane	54.52	1.0	50	0	109	67 - 132				
Vinyl chloride	50.76	1.0	50	0	102	70 - 135				
Xylenes, Total	154.4	3.0	150	0	103	80 - 124				
Surr: 1,2-Dichloroethane-d4	*46.43*	*1.0*	*50*	*0*	*92.9*	*71 - 125*				

Note: See Qualifiers Page for a list of qualifiers and their explanation.

RIGHT SOLUTIONS | RIGHT PARTNER

Client: EarthCon
Project: Transwestern Compressor Sta. #9 SemiAnnual
WorkOrder: HS15041217

QC BATCH REPORT

Batch ID: R253970 **Instrument: VOA2** **Method: SW8260**

MS Sample ID: **HS15041217-05MS** Units: **ug/L** Analysis Date: **04-May-2015 03:34**
Client ID: **MW-39** Run ID: **VOA2_253970** SeqNo: **3272011** PrepDate: DF: **1**

Analyte	Result	PQL	SPK Val	SPK Ref Value	%REC	Control Limit	RPD Ref Value	%RPD	RPD Limit	Qual
Surr: 4-Bromofluorobenzene	*50.65*	*1.0*	*50*	*0*	*101*	*70 - 125*				
Surr: Dibromofluoromethane	*48.53*	*1.0*	*50*	*0*	*97.1*	*74 - 125*				
Surr: Toluene-d8	*49.87*	*1.0*	*50*	*0*	*99.7*	*75 - 125*				

Note: See Qualifiers Page for a list of qualifiers and their explanation.

RIGHT SOLUTIONS | RIGHT PARTNER

Client: EarthCon
Project: Transwestern Compressor Sta. #9 SemiAnnual
WorkOrder: HS15041217

QC BATCH REPORT

Batch ID: R253970 **Instrument: VOA2** **Method: SW8260**

MSD Sample ID: **HS15041217-05MSD** Units: **ug/L** Analysis Date: **04-May-2015 04:00**
Client ID: **MW-39** Run ID: **VOA2_253970** SeqNo: **3272012** PrepDate: DF: **1**

Analyte	Result	PQL	SPK Val	SPK Ref Value	%REC	Control Limit	RPD Ref Value	RPD %RPD	RPD Limit	Qual
1,1,1,2-Tetrachloroethane	51.68	1.0	50	0	103	80 - 120	53.07	2.66	20	
1,1,1-Trichloroethane	53.12	1.0	50	0	106	75 - 130	53.77	1.23	20	
1,1,2,2-Tetrachloroethane	49.54	1.0	50	0	99.1	74 - 123	50.54	2	20	
1,1,2-Trichloroethane	49.25	1.0	50	0	98.5	80 - 120	49.65	0.805	20	
1,1-Dichloroethane	52.55	1.0	50	2.549	100.0	76 - 120	52.41	0.256	20	
1,1-Dichloroethene	77.09	1.0	50	22	110	75 - 130	78.04	1.23	20	
1,1-Dichloropropene	50.8	1.0	50	0	102	75 - 130	52.78	3.83	20	
1,2,3-Trichlorobenzene	48.47	1.0	50	0	96.9	70 - 131	48.5	0.0575	20	
1,2,3-Trichloropropane	49.63	1.0	50	0	99.3	70 - 126	49.34	0.584	20	
1,2,4-Trichlorobenzene	46.98	1.0	50	0	94.0	75 - 126	47.05	0.159	20	
1,2,4-Trimethylbenzene	47.31	1.0	50	0	94.6	70 - 125	48.59	2.68	20	
1,2-Dibromo-3-chloropropane	48	1.0	50	0	96.0	65 - 125	48.99	2.04	20	
1,2-Dibromoethane	50.9	1.0	50	0	102	80 - 121	51.87	1.9	20	
1,2-Dichlorobenzene	48.42	1.0	50	0	96.8	80 - 120	49.32	1.85	20	
1,2-Dichloroethane	45.96	1.0	50	0	91.9	76 - 120	45.54	0.916	20	
1,2-Dichloropropane	47.91	1.0	50	0	95.8	80 - 120	49.45	3.17	20	
1,3,5-Trimethylbenzene	48.76	1.0	50	0	97.5	80 - 123	50.71	3.94	20	
1,3-Dichlorobenzene	49.16	1.0	50	0	98.3	80 - 120	49.87	1.43	20	
1,3-Dichloropropane	48.6	1.0	50	0	97.2	80 - 120	49.89	2.62	20	
1,4-Dichlorobenzene	46.75	1.0	50	0	93.5	80 - 120	47.51	1.61	20	
1-Methylnaphthalene	48.95	1.0	50	0	97.9	60 - 140	46.74	4.62	20	
2,2-Dichloropropane	42.23	1.0	50	0	84.5	75 - 130	43.03	1.88	20	
2-Butanone	110.7	2.0	100	0	111	60 - 140	104.2	6.08	20	
2-Chlorotoluene	47.91	1.0	50	0	95.8	75 - 125	49.97	4.21	20	
2-Hexanone	110.1	2.0	100	0	110	60 - 131	106.6	3.23	20	
2-Methylnaphthalene	45.76	1.0	50	0	91.5	55 - 140	41.91	8.77	20	
4-Chlorotoluene	47.75	1.0	50	0	95.5	74 - 125	48.82	2.22	20	
4-Isopropyltoluene	50.81	1.0	50	0	102	79 - 127	51.8	1.92	20	
4-Methyl-2-pentanone	104.2	2.0	100	0	104	60 - 135	104.6	0.425	20	
Acetone	107.7	2.0	100	0	108	60 - 140	111	3.05	20	
Benzene	48.65	1.0	50	0	97.3	80 - 120	50.72	4.18	20	
Bromobenzene	48.03	1.0	50	0	96.1	75 - 125	48.94	1.87	20	
Bromodichloromethane	49.65	1.0	50	0	99.3	75 - 125	50.05	0.791	20	
Bromoform	52.52	1.0	50	0	105	70 - 130	54.62	3.92	20	

Note: See Qualifiers Page for a list of qualifiers and their explanation.

RIGHT SOLUTIONS | RIGHT PARTNER

Client: EarthCon
Project: Transwestern Compressor Sta. #9 SemiAnnual
WorkOrder: HS15041217

QC BATCH REPORT

Batch ID: R253970 **Instrument: VOA2** **Method: SW8260**

MSD Sample ID: **HS15041217-05MSD** Units: **ug/L** Analysis Date: **04-May-2015 04:00**
Client ID: **MW-39** Run ID: **VOA2_253970** SeqNo: **3272012** PrepDate: DF: **1**

Analyte	Result	PQL	SPK Val	SPK Ref Value	%REC	Control Limit	RPD Ref Value	RPD %RPD	RPD Limit	Qual
Bromomethane	51.68	1.0	50	0	103	60 - 140	54.32	4.97	20	
Carbon disulfide	102.6	2.0	100	0	103	70 - 130	104.9	2.24	20	
Carbon tetrachloride	50.53	1.0	50	0	101	75 - 125	51.38	1.67	20	
Chlorobenzene	49.62	1.0	50	0	99.2	80 - 120	51.19	3.12	20	
Chloroethane	48.21	1.0	50	0	96.4	70 - 130	47.59	1.3	20	
Chloroform	49.84	1.0	50	0	99.7	70 - 130	52.1	4.42	20	
Chloromethane	42.15	1.0	50	0	84.3	65 - 130	45.25	7.11	20	
cis-1,2-Dichloroethene	50.76	1.0	50	0	102	75 - 125	51.08	0.638	20	
cis-1,3-Dichloropropene	50.35	1.0	50	0	101	79 - 125	51.19	1.65	20	
Dibromochloromethane	48.77	1.0	50	0	97.5	70 - 130	51.84	6.1	20	
Dibromomethane	51.94	1.0	50	0	104	75 - 125	52.62	1.31	20	
Dichlorodifluoromethane	49.89	1.0	50	0	99.8	60 - 140	47.03	5.89	20	
Ethylbenzene	50.69	1.0	50	0	101	80 - 120	52.53	3.55	20	
Hexachlorobutadiene	45.45	1.0	50	0	90.9	70 - 135	44.68	1.7	20	
Isopropylbenzene	48.88	1.0	50	0	97.8	75 - 130	52.3	6.76	20	
m,p-Xylene	98.89	2.0	100	0	98.9	80 - 120	101.7	2.83	20	
Methyl tert-butyl ether	49.93	1.0	50	0	99.9	70 - 130	49.77	0.33	20	
Methylene chloride	42.19	2.0	50	0	84.4	65 - 133	45.9	8.44	20	
Naphthalene	51.49	1.0	50	0	103	65 - 135	50.31	2.32	20	
n-Butylbenzene	49.39	1.0	50	0	98.8	75 - 128	50	1.21	20	
n-Propylbenzene	49.96	1.0	50	0	99.9	75 - 130	50.88	1.82	20	
o-Xylene	49.89	1.0	50	0	99.8	80 - 120	52.64	5.37	20	
sec-Butylbenzene	50.53	1.0	50	0	101	70 - 125	51.66	2.21	20	
Styrene	50.05	1.0	50	0	100	78 - 122	51.85	3.53	20	
tert-Butylbenzene	52.73	1.0	50	0	105	70 - 130	54.16	2.68	20	
Tetrachloroethene	51.55	1.0	50	0	103	75 - 130	53.89	4.44	20	
Toluene	49.07	1.0	50	0	98.1	75 - 121	51	3.87	20	
trans-1,2-Dichloroethene	51.19	1.0	50	0	102	75 - 125	52.7	2.91	20	
trans-1,3-Dichloropropene	50.36	1.0	50	0	101	76 - 125	51.19	1.65	20	
Trichloroethene	47.76	1.0	50	0	95.5	71 - 125	51.12	6.8	20	
Trichlorofluoromethane	53.33	1.0	50	0	107	67 - 132	54.52	2.21	20	
Vinyl chloride	53.04	1.0	50	0	106	70 - 135	50.76	4.4	20	
Xylenes, Total	148.8	3.0	150	0	99.2	80 - 124	154.4	3.69	20	
Surr: 1,2-Dichloroethane-d4	*47.94*	*1.0*	*50*	*0*	*95.9*	*71 - 125*	*46.43*	*3.2*	*20*	

Note: See Qualifiers Page for a list of qualifiers and their explanation.

RIGHT SOLUTIONS | RIGHT PARTNER

Client: EarthCon
Project: Transwestern Compressor Sta. #9 SemiAnnual
WorkOrder: HS15041217

QC BATCH REPORT

Batch ID: R253970 **Instrument: VOA2** **Method: SW8260**

MSD Sample ID: **HS15041217-05MSD** Units: **ug/L** Analysis Date: **04-May-2015 04:00**
Client ID: **MW-39** Run ID: **VOA2_253970** SeqNo: **3272012** PrepDate: DF: **1**

Analyte	Result	PQL	SPK Val	SPK Ref Value	%REC	Control Limit	RPD Ref Value	%RPD	RPD Limit	Qual
Surr: 4-Bromofluorobenzene	*49.56*	*1.0*	*50*	*0*	*99.1*	*70 - 125*	*50.65*	*2.17*	*20*	
Surr: Dibromofluoromethane	*48.82*	*1.0*	*50*	*0*	*97.6*	*74 - 125*	*48.53*	*0.599*	*20*	
Surr: Toluene-d8	*49.52*	*1.0*	*50*	*0*	*99.0*	*75 - 125*	*49.87*	*0.713*	*20*	

The following samples were anayzed in this batch:

HS15041217-05	HS15041217-06	HS15041217-07	HS15041217-08
HS15041217-10	HS15041217-11	HS15041217-12	HS15041217-13
HS15041217-14	HS15041217-15	HS15041217-16	HS15041217-19
HS15041217-20	HS15041217-21		

Note: See Qualifiers Page for a list of qualifiers and their explanation.

RIGHT SOLUTIONS | RIGHT PARTNER

Client: EarthCon
Project: Transwestern Compressor Sta. #9 SemiAnnual
WorkOrder: HS15041217

QC BATCH REPORT

Batch ID: R254007 **Instrument: VOA2** **Method: SW8260**

MBLK Sample ID: **VBLKW-150504** Units: **ug/L** Analysis Date: **04-May-2015 14:19**
Client ID: Run ID: **VOA2_254007** SeqNo: **3273022** PrepDate: DF: **1**

Analyte	Result	PQL	SPK Val	SPK Ref Value	%REC	Control Limit	RPD Ref Value	%RPD	RPD Limit	Qual
Benzene	ND	1.0								
Ethylbenzene	ND	1.0								
m,p-Xylene	ND	2.0								
o-Xylene	ND	1.0								
Toluene	ND	1.0								
Xylenes, Total	ND	3.0								
Surr: 1,2-Dichloroethane-d4	*48.79*	*1.0*	*50*	*0*	*97.6*	*71 - 125*				
Surr: 4-Bromofluorobenzene	*48.59*	*1.0*	*50*	*0*	*97.2*	*70 - 125*				
Surr: Dibromofluoromethane	*47.64*	*1.0*	*50*	*0*	*95.3*	*74 - 125*				
Surr: Toluene-d8	*49.26*	*1.0*	*50*	*0*	*98.5*	*75 - 125*				

LCS Sample ID: **VLCSW-150504** Units: **ug/L** Analysis Date: **04-May-2015 13:29**
Client ID: Run ID: **VOA2_254007** SeqNo: **3273021** PrepDate: DF: **1**

Analyte	Result	PQL	SPK Val	SPK Ref Value	%REC	Control Limit	RPD Ref Value	%RPD	RPD Limit	Qual
Benzene	46.9	1.0	50	0	93.8	80 - 120				
Ethylbenzene	49.16	1.0	50	0	98.3	80 - 120				
m,p-Xylene	97.62	2.0	100	0	97.6	80 - 120				
o-Xylene	49.31	1.0	50	0	98.6	80 - 120				
Toluene	47.09	1.0	50	0	94.2	75 - 121				
Xylenes, Total	146.9	3.0	150	0	98.0	79 - 124				
Surr: 1,2-Dichloroethane-d4	*46.03*	*1.0*	*50*	*0*	*92.1*	*71 - 125*				
Surr: 4-Bromofluorobenzene	*49.46*	*1.0*	*50*	*0*	*98.9*	*70 - 125*				
Surr: Dibromofluoromethane	*49.58*	*1.0*	*50*	*0*	*99.2*	*74 - 125*				
Surr: Toluene-d8	*49.23*	*1.0*	*50*	*0*	*98.5*	*75 - 125*				

Note: See Qualifiers Page for a list of qualifiers and their explanation.

RIGHT SOLUTIONS | RIGHT PARTNER

Client: EarthCon
Project: Transwestern Compressor Sta. #9 SemiAnnual
WorkOrder: HS15041217

QC BATCH REPORT

Batch ID: R254007 **Instrument: VOA2** **Method: SW8260**

MS Sample ID: **HS15041015-28MS** Units: **ug/L** Analysis Date: **04-May-2015 16:00**
Client ID: Run ID: **VOA2_254007** SeqNo: **3273026** PrepDate: DF: **1**

Analyte	Result	PQL	SPK Val	SPK Ref Value	%REC	Control Limit	RPD Ref Value	%RPD	RPD Limit	Qual
Benzene	48.65	1.0	50	0	97.3	80 - 120				
Ethylbenzene	49.83	1.0	50	0	99.7	80 - 120				
m,p-Xylene	97.78	2.0	100	0	97.8	80 - 120				
o-Xylene	50.11	1.0	50	0	100	80 - 120				
Toluene	48.47	1.0	50	0	96.9	75 - 121				
Xylenes, Total	147.9	3.0	150	0	98.6	80 - 124				
Surr: 1,2-Dichloroethane-d4	*47.76*	*1.0*	*50*	*0*	*95.5*	*71 - 125*				
Surr: 4-Bromofluorobenzene	*50.31*	*1.0*	*50*	*0*	*101*	*70 - 125*				
Surr: Dibromofluoromethane	*49.45*	*1.0*	*50*	*0*	*98.9*	*74 - 125*				
Surr: Toluene-d8	*49.34*	*1.0*	*50*	*0*	*98.7*	*75 - 125*				

MSD Sample ID: **HS15041015-28MSD** Units: **ug/L** Analysis Date: **04-May-2015 16:25**
Client ID: Run ID: **VOA2_254007** SeqNo: **3273027** PrepDate: DF: **1**

Analyte	Result	PQL	SPK Val	SPK Ref Value	%REC	Control Limit	RPD Ref Value	%RPD	RPD Limit	Qual
Benzene	47.02	1.0	50	0	94.0	80 - 120	48.65	3.42	20	
Ethylbenzene	49.58	1.0	50	0	99.2	80 - 120	49.83	0.503	20	
m,p-Xylene	96.28	2.0	100	0	96.3	80 - 120	97.78	1.54	20	
o-Xylene	48.62	1.0	50	0	97.2	80 - 120	50.11	3.03	20	
Toluene	47.48	1.0	50	0	95.0	75 - 121	48.47	2.06	20	
Xylenes, Total	144.9	3.0	150	0	96.6	80 - 124	147.9	2.04	20	
Surr: 1,2-Dichloroethane-d4	*46.87*	*1.0*	*50*	*0*	*93.7*	*71 - 125*	*47.76*	*1.88*	*20*	
Surr: 4-Bromofluorobenzene	*49.51*	*1.0*	*50*	*0*	*99.0*	*70 - 125*	*50.31*	*1.61*	*20*	
Surr: Dibromofluoromethane	*49.88*	*1.0*	*50*	*0*	*99.8*	*74 - 125*	*49.45*	*0.851*	*20*	
Surr: Toluene-d8	*48.83*	*1.0*	*50*	*0*	*97.7*	*75 - 125*	*49.34*	*1.04*	*20*	

The following samples were anayzed in this batch: HS15041217-17 HS15041217-18

Note: See Qualifiers Page for a list of qualifiers and their explanation.

RIGHT SOLUTIONS | RIGHT PARTNER

Client: EarthCon
Project: Transwestern Compressor Sta. #9 SemiAnnual
WorkOrder: **HS15041217**

QUALIFIERS, ACRONYMS, UNITS

Qualifier	Description
*	Value exceeds Regulatory Limit
a	Not accredited
B	Analyte detected in the associated Method Blank above the Reporting Limit
E	Value above quantitation range
H	Analyzed outside of Holding Time
J	Analyte detected below quantitation limit
M	Manually integrated, see raw data for justification
n	Not offered for accreditation
ND	Not Detected at the Reporting Limit
O	Sample amount is > 4 times amount spiked
P	Dual Column results percent difference > 40%
R	RPD above laboratory control limit
S	Spike Recovery outside laboratory control limits
U	Analyzed but not detected above the MDL/SDL

Acronym	Description
DCS	Detectability Check Study
DUP	Method Duplicate
LCS	Laboratory Control Sample
LCSD	Laboratory Control Sample Duplicate
MBLK	Method Blank
MDL	Method Detection Limit
MQL	Method Quantitation Limit
MS	Matrix Spike
MSD	Matrix Spike Duplicate
PDS	Post Digestion Spike
PQL	Practical Quantitaion Limit
SD	Serial Dilution
SDL	Sample Detection Limit
TRRP	Texas Risk Reduction Program

RIGHT SOLUTIONS | RIGHT PARTNER

CERTIFICATIONS,ACCREDITATIONS & LICENSES

Agency	Number	Expire Date
Arkansas	15-024-0	27-Mar-2016
California	2919	31-Jul-2016
Dept of Defense	L2231 Rev 3-20-2014	22-Dec-2015
Illinois	003622	09-May-2016
Kansas	E-10352 2014-2015	31-Jul-2015
Louisiana	03087 2014/2015	30-Jun-2015
North Carolina	624 - 2015	31-Dec-2015
Oklahoma	2014-128	31-Aug-2015
Texas	T104704231-15-15	30-Apr-2016

RIGHT SOLUTIONS | RIGHT PARTNER

Client: EarthCon
Project: Transwestern Compressor Sta. #9 SemiAnnual
Work Order: HS15041217

SAMPLE TRACKING

Lab Samp ID	Client Sample ID	Action	Date	Person	New Location
HS15041217-01	MW-20	Login	4/29/2015 4:26:18 PM	PMG	VW-3
HS15041217-02	MW-22	Login	4/29/2015 4:29:30 PM	PMG	VW-3
HS15041217-03	MW-26	Login	4/29/2015 4:29:30 PM	PMG	VW-3
HS15041217-04	MW-26 Duplicate	Login	4/29/2015 4:29:30 PM	PMG	VW-3
HS15041217-05	MW-39	Login	4/29/2015 4:29:30 PM	PMG	VW-3
HS15041217-06	MW-40	Login	4/29/2015 4:29:30 PM	PMG	VW-3
HS15041217-07	Trip Blank - 032515-82	Login	4/29/2015 4:29:30 PM	PMG	VW-3
HS15041217-08	MW-37	Login	4/29/2015 4:33:05 PM	PMG	VW-3
HS15041217-09	MW-35	Login	4/29/2015 4:34:16 PM	PMG	VW-3
HS15041217-10	MW-34	Login	4/29/2015 4:34:16 PM	PMG	VW-3
HS15041217-11	MW-32	Login	4/29/2015 4:38:51 PM	PMG	VW-3
HS15041217-12	MW-29	Login	4/29/2015 4:38:51 PM	PMG	VW-3
HS15041217-13	MW-27	Login	4/29/2015 4:38:51 PM	PMG	VW-3
HS15041217-14	MW-27 Equipment Rinsate	Login	4/29/2015 4:38:51 PM	PMG	VW-3
HS15041217-15	MW-16	Login	4/29/2015 4:38:51 PM	PMG	VW-3
HS15041217-16	MW-16 Duplicate	Login	4/29/2015 4:38:51 PM	PMG	VW-3
HS15041217-17	MPE-39	Login	4/29/2015 4:38:51 PM	PMG	VW-3
HS15041217-18	MPE-31	Login	4/29/2015 4:38:51 PM	PMG	VW-3
HS15041217-19	Trip Blank - 032515-87	Login	4/29/2015 4:40:04 PM	PMG	VW-3
HS15041217-20	Trip Blank - 032515-84	Login	4/29/2015 4:40:04 PM	PMG	VW-3
HS15041217-21	Trip Blank - 032515-83	Login	4/29/2015 4:40:04 PM	PMG	VW-3

RIGHT SOLUTIONS | RIGHT PARTNER

Sample Receipt Checklist

Client Name: EarthCon - North Houston
Work Order: HS15041217
Date/Time Received: **28-Apr-2015 09:20**
Received by: **RPG**

Checklist completed by: *Paresh M. Giga* eSignature 29-Apr-2015 Date
Reviewed by: *Sonia West* eSignature 30-Apr-2015 Date

Matrices: **Water**
Carrier name: **FedEx**

Shipping container/cooler in good condition?	Yes ☑	No ☐	Not Present ☐
Custody seals intact on shipping container/cooler?	Yes ☑	No ☐	Not Present ☐
Custody seals intact on sample bottles?	Yes ☐	No ☐	Not Present ☑
Chain of custody present?	Yes ☑	No ☐	
Chain of custody signed when relinquished and received?	Yes ☑	No ☐	
Chain of custody agrees with sample labels?	Yes ☐	No ☑	
Samples in proper container/bottle?	Yes ☑	No ☐	
Sample containers intact?	Yes ☑	No ☐	
Sufficient sample volume for indicated test?	Yes ☑	No ☐	
All samples received within holding time?	Yes ☑	No ☐	
Container/Temp Blank temperature in compliance?	Yes ☑	No ☐	
Temperature(s)/Thermometer(s):	3.6c/3.6c c/U	IR3	
Cooler(s)/Kit(s):	24197		
Date/Time sample(s) sent to storage:	4/29/15 17:05		
Water - VOA vials have zero headspace?	Yes ☐	No ☑	No VOA vials submitted ☐
Water - pH acceptable upon receipt?	Yes ☑	No ☐	N/A ☐
pH adjusted?	Yes ☐	No ☑	N/A ☐
pH adjusted by:			

Login Notes: 1st chain sampling year 2014 - Logged in as 2015. Logged in all Sx on 1st chain for Select list & 2nd chain for 8260 BTEX . Received 3 extra Trip Blanks and logged in for analysis - All per SW

Client Contacted: Date Contacted: Person Contacted:

Contacted By: 0 Regarding:

Comments:

Corrective Action:

RIGHT SOLUTIONS | RIGHT PARTNER

ALS Environmental

Cincinnati, OH +1 513 733 5336
Everett, WA +1 425 356 2600
Fort Collins, CO +1 970 490 1511
Holland, MI +1 616 399 6070

Chain of Custody For

Page 1 of 2

COC ID: 122865

HS15041217

EarthCon

Transwestern Compressor Sta. #9 SemiAnnual

on, WV 58

30

ALS Project Manager:

Customer Information		Project Information			
Purchase Order		Project Name	Transwestern Compressor Sta. #9	A	BTEX 8260
Work Order		Project Number	SemiAnnual	B	Volatiles 8260 Select List
Company Name	EarthCon	Bill To Company	EarthCon	C	
Send Report To	JD Haines	Invoice Attn	JD Haines	D	
Address	14405 Walters Road Suite 700	Address	14405 Walters Road Suite 700	E	
City/State/Zip	Houston	City/State/Zip	Houston	F	
Phone	(317) 450-6126	Phone	(281) 240-5200	G	
Fax		Fax	(281) 201-3510	H	
e-Mail Address	jhaines@earthcon.com	e-Mail Address		I	
				J	

No.	Sample Description	Date	Time	Matrix	Pres.	# Bottles	A	B	C	D	E	F	G	H	I	J	Hold
1	MW-20	04/24/14	15:07	H_2O	1		X	X									
2	MW-22	04/24/14	15:30														
3	MW-26	04/24/14	14:31			3											
4	MW-26 Duplicate	04/24/14	14:31			3											
5	MW-39	04/24/14	0942			6											
6	MW-40	04/24/14	10:20			6											
7	~~MW-30 Equipment Rinsate~~																
8	Temp Blank					2											
9	Trip Blank				1	2											
10																	

Sampler(s) Please Print & Sign: Clayton M Barnhill

Shipment Method: FEDEX

Required Turnaround Time: (Check Box) ☐ Std 10 WK days ☒ 5 WK Days ☐ 2 WK Days ☐ 24 Hour ☐ Other

Results Due Date:

Relinquished by:	Date: 04/27/14	Time: 14:00	Received by:	
Relinquished by:	Date:	Time:	Received by (Laboratory): R Cigg 4/28/15 0925	
Logged by (Laboratory):	Date:	Time:	Checked by (Laboratory):	

Notes:

Cooler ID	Cooler Temp.
24197	3.6

QC Package: (Check One Box Below)

☒ Level 2 Std QC ☐ TRRP ChkList
☐ Level 3 Std QC/Row da ☐ TRRP Level 4
☐ Level 4 SW846/CLP
☐ Other/EDD

Preservative Key: 1-HCl 2-HNO_3 3-H_2SO_4 4-NaOH 5-$Na_2S_2O_3$ 6-$NaHSO_4$ 7-Other 8-4°C 9-5035

Note: 1. Any changes must be made in writing once samples and COC Form have been submitted to ALS Environmental.
2. Unless otherwise agreed in a formal contract, services provided by ALS Environmental are expressly limited to the terms and conditions stated on the reverse.
3. The Chain of Custody is a legal document. All information must be completed accurately.

Copyright 2011 by ALS Environmental.

RIGHT SOLUTIONS | RIGHT PARTNER

RIGHT SOLUTIONS | RIGHT PARTNER

ALS Environmental

Cincinnati, OH +1 513 733 5336
Everett, WA +1 425 356 2600
Fort Collins, CO +1 970 490 1511
Holland, MI +1 616 399 6070

Chain of Custody For

Page 2 of 2

COC ID: 122860

HS15041217

EarthCon

Transwestern Compressor Sta. #9 SemiAnnual

ton, WV 68

80

Customer Information		Project Information		ALS Project Manager:
Purchase Order		Project Name	Transwestern Compressor Sta. #9	
Work Order		Project Number	~~Sporadic~~ Semi Annual	
Company Name	EarthCon	Bill To Company	EarthCon	
Send Report To	JD Haines	Invoice Attn	JD Haines	
Address	14405 Walters Road Suite 700	Address	14405 Walters Road Suite 700	
City/State/Zip	Houston	City/State/Zip	Houston	
Phone	(317) 450-6126	Phone	(281) 240-5200	
Fax		Fax	(281) 201-3510	
e-Mail Address	jhaines@earthcon.com	e-Mail Address		

A: BTEX 8260

No.	Sample Description	Date	Time	Matrix	Pres.	# Bottles	A	B	C	D	E	F	G	H	I	J	Hold
1	MW-37	04/23/15	0917	H_2O		3	X										
2	MW-35 / MW-35 MS/MSD	04/23/15	11:15	H_2O		6											
3	MW-34	04/23/15	10:05	H_2O		3											
4	MW-32	04/23/15	11:45	H_2O		3											
5	MW-29	04/23/15	12:15	H_2O		3											
6	MW-27	04/24/15	0826	H_2O		3											
7	MW-27 Equipment Rinsate	04/24/15	0818	H_2O		3											
8	MW-16 / MW-16 Duplicate	04/24/15	0853	H_2O		6											
9	MPE-39	04/27/15	11:15	H_2O		3											
10	MPE-31	04/27/15	11:40	H_2O		3											

Sampler(s) Please Print & Sign: Cleighton M Burchill, CB

Shipment Method: FEDEX

Required Turnaround Time: (Check Box) ☐ Std 10 WK days ☒ 5 WK Days ☐ 2 WK Days ☐ 24 Hour ☐ Other

Results Due Date:

Relinquished by:	Date: 04/27/15	Time: 14:00	Received by:	Notes:	
Relinquished by:	Date:	Time:	Received by (Laboratory): K Gigg 4/28/15 09-20	Cooler ID: 24197	Cooler Temp.: 3-6
Logged by (Laboratory):	Date:	Time:	Checked by (Laboratory):		

QC Package: (Check One Box Below)

- ☒ Level 2 Std QC
- ☐ Level 3 Std QC/Row da
- ☐ Level 4 SW846/CLP
- ☐ Other/EDD
- ☐ TRRP ChkList
- ☐ TRRP Level 4

Preservative Key: 1-HCl 2-HNO_3 3-H_2SO_4 4-NaOH 5-$Na_2S_2O_3$ 6-$NaHSO_4$ 7-Other 8-4°C 9-5035

Note: 1. Any changes must be made in writing once samples and COC Form have been submitted to ALS Environmental.
2. Unless otherwise agreed in a formal contract, services provided by ALS Environmental are expressly limited to the terms and conditions stated on the reverse.
3. The Chain of Custody is a legal document. All information must be completed accurately.

Copyright 2011 by ALS Environmental.

From: (505) 622-2012 Origin ID: ROWA
Clayton Barnhill
CMB ENVIRONMENTAL & GEOLOGICAL
115 East College Blvd. # 109

ROSWELL, NM 88201

FedEx Express

J15121502230Suv

Ship Date: 27APR15
ActWgt: 29.0 LB Dims: 15 X 10 X 15 IN
CAD: 5515970/INET3610

Delivery Address Bar Code

Ref # TWP Roswell Station # 9
Invoice #
PO #
Dept #

SHIP TO: (281) 530-5656 BILL RECIPIENT

Client Services
ALS Laboratory Group
10450 Stancliff Road
Suite 210
HOUSTON, TX 77099

TUE - 28 APR 10:30A
PRIORITY OVERNIGHT

TRK# 7734 6596 2874
0201

77099
TX-US
IAH

AB SGRA

537J1/25E2/EE4B

After printing this label:
1. Use the 'Print' button on this page to print your label to your laser or inkjet printer.
2. Fold the printed page along the horizontal line.
3. Place label in shipping pouch and affix it to your shipment so that the barcode portion of the label can be read and scanned.

Warning: Use only the printed original label for shipping. Using a photocopy of this label for shipping purposes is fraudulent and could result in additional billing charges, along with the cancellation of your FedEx account number.
Use of this system constitutes your agreement to the service conditions in the current FedEx Service Guide, available on fedex.com.FedEx will not be responsible for any claim in excess of $100 per package, whether the result of loss, damage, delay, non-delivery,misdelivery,or misinformation, unless you declare a higher value, pay an additional charge, document your actual loss and file a timely claim.Limitations found in the current FedEx Service Guide apply. Your right to recover from FedEx for any loss, including intrinsic value of the package, loss of sales, income interest, profit, attorney's fees, costs, and other forms of damage whether direct, incidental,consequential, or special is limited to the greater of $100 or the authorized declared value. Recovery cannot exceed actual documented loss.Maximum for items of extraordinary value is $1,000, e.g. jewelry, precious metals, negotiable instruments and other items listed in our ServiceGuide. Written claims must be filed within strict time limits, see current FedEx Service Guide.

RIGHT SOLUTIONS | RIGHT PARTNER

From: (505) 622-2012 Origin ID: ROWA
Clayton Barnhill
CMB ENVIRONMENTAL & GEOLOGICAL
115 East College Blvd. # 109

ROSWELL, NM 88201

FedEx Express

J151215022303uv

Ship Date: 27APR15
ActWgt: 29.0 LB Dims: 15 X 10 X 15 IN
CAD: 5515970/INET3610

Delivery Address Bar Code

SHIP TO: (281) 530-5656 BILL RECIPIENT

Client Services
ALS Laboratory Group
10450 Stancliff Road
Suite 210
HOUSTON, TX 77099

Ref # TWP Roswell Station # 9
Invoice #
PO #
Dept #

TUE - 28 APR 10:30A
PRIORITY OVERNIGHT

TRK# 7734 6591 3155
0201

77099
TX-US
IAH

AB SGRA

537J1/25E2/EE4B

After printing this label:
1. Use the 'Print' button on this page to print your label to your laser or inkjet printer.
2. Fold the printed page along the horizontal line.
3. Place label in shipping pouch and affix it to your shipment so that the barcode portion of the label can be read and scanned.

Warning: Use only the printed original label for shipping. Using a photocopy of this label for shipping purposes is fraudulent and could result in additional billing charges, along with the cancellation of your FedEx account number.
Use of this system constitutes your agreement to the service conditions in the current FedEx Service Guide, available on fedex.com.FedEx will not be responsible for any claim in excess of $100 per package, whether the result of loss, damage, delay, non-delivery,misdelivery,or misinformation, unless you declare a higher value, pay an additional charge, document your actual loss and file a timely claim.Limitations found in the current FedEx Service Guide apply. Your right to recover from FedEx for any loss, including intrinsic value of the package, loss of sales, income interest, profit, attorney's fees, costs, and other forms of damage whether direct, incidental,consequential, or special is limited to the greater of $100 or the authorized declared value. Recovery cannot exceed actual documented loss.Maximum for items of extraordinary value is $1,000, e.g. jewelry, precious metals, negotiable instruments and other items listed in our ServiceGuide. Written claims must be filed within strict time limits, see current FedEx Service Guide.

RIGHT SOLUTIONS | RIGHT PARTNER

10450 Stancliff Rd. Suite 210
Houston, TX 77099
T: +1 281 530 5656
F: +1 281 530 5887
www.alsglobal.com

May 27, 2015

JD Haines
EarthCon
14405 Walters Road
Suite 700
Houston, TX 77014

Work Order: **HS15050849**

Laboratory Results for: **Transwestern Compressor Sta. #9 SemiAnnual**

Dear JD,

ALS Environmental received 3 sample(s) on May 20, 2015 for the analysis presented in the following report.

The analytical data provided relates directly to the samples received by ALS Environmental and for only the analyses requested. Results are expressed as "as received" unless otherwise noted.

QC sample results for this data met EPA or laboratory specifications except as noted in the Case Narrative or as noted with qualifiers in the QC batch information. Should this laboratory report need to be reproduced, it should be reproduced in full unless written approval has been obtained by ALS Environmental. Samples will be disposed in 30 days unless storage arrangements are made.

If you have any questions regarding this report, please feel free to call me.

Sincerely,

Sonia West

Generated By: jumoke.lawal
Sonia West
Project Manager

Client: EarthCon
Project: Transwestern Compressor Sta. #9 SemiAnnual
Work Order: HS15050849

SAMPLE SUMMARY

Lab Samp ID	Client Sample ID	Matrix	TagNo	Collection Date	Date Received	Hold
HS15050849-01	MW-42	Water		19-May-2015 09:02	20-May-2015 09:36	☐
HS15050849-02	MW-41	Water		19-May-2015 09:37	20-May-2015 09:36	☐
HS15050849-03	Trip Blank	Water		19-May-2015 00:00	20-May-2015 09:36	☐

Client: EarthCon **CASE NARRATIVE**
Project: Transwestern Compressor Sta. #9 SemiAnnual
Work Order: HS15050849

GCMS Volatiles by Method SW8260

Batch ID: R255094

- The test results meet requirements of the current NELAP standards, state requirements or programs where applicable.

Client: EarthCon **ANALYTICAL REPORT**
Project: Transwestern Compressor Sta. #9 SemiAnnual WorkOrder:HS15050849
Sample ID: MW-42 Lab ID:HS15050849-01
Collection Date: 19-May-2015 09:02 Matrix:Water

ANALYSES	RESULT	QUAL	REPORT LIMIT	UNITS	DILUTION FACTOR	DATE ANALYZED
LOW LEVEL VOLATILES BY SW8260C		**Method:SW8260**				Analyst: AKP
1,1,1,2-Tetrachloroethane	ND		1.0	ug/L	1	21-May-2015 20:14
1,1,1-Trichloroethane	ND		1.0	ug/L	1	21-May-2015 20:14
1,1,2,2-Tetrachloroethane	ND		1.0	ug/L	1	21-May-2015 20:14
1,1,2-Trichloroethane	ND		1.0	ug/L	1	21-May-2015 20:14
1,1-Dichloroethane	ND		1.0	ug/L	1	21-May-2015 20:14
1,1-Dichloroethene	ND		1.0	ug/L	1	21-May-2015 20:14
1,1-Dichloropropene	ND		1.0	ug/L	1	21-May-2015 20:14
1,2,3-Trichlorobenzene	ND		1.0	ug/L	1	21-May-2015 20:14
1,2,3-Trichloropropane	ND		1.0	ug/L	1	21-May-2015 20:14
1,2,4-Trichlorobenzene	ND		1.0	ug/L	1	21-May-2015 20:14
1,2,4-Trimethylbenzene	ND		1.0	ug/L	1	21-May-2015 20:14
1,2-Dibromo-3-chloropropane	ND		1.0	ug/L	1	21-May-2015 20:14
1,2-Dibromoethane	ND		1.0	ug/L	1	21-May-2015 20:14
1,2-Dichlorobenzene	ND		1.0	ug/L	1	21-May-2015 20:14
1,2-Dichloroethane	ND		1.0	ug/L	1	21-May-2015 20:14
1,2-Dichloropropane	ND		1.0	ug/L	1	21-May-2015 20:14
1,3,5-Trimethylbenzene	ND		1.0	ug/L	1	21-May-2015 20:14
1,3-Dichlorobenzene	ND		1.0	ug/L	1	21-May-2015 20:14
1,3-Dichloropropane	ND		1.0	ug/L	1	21-May-2015 20:14
1,4-Dichlorobenzene	ND		1.0	ug/L	1	21-May-2015 20:14
1-Methylnaphthalene	ND		1.0	ug/L	1	21-May-2015 20:14
2,2-Dichloropropane	ND		1.0	ug/L	1	21-May-2015 20:14
2-Butanone	ND		2.0	ug/L	1	21-May-2015 20:14
2-Chlorotoluene	ND		1.0	ug/L	1	21-May-2015 20:14
2-Hexanone	ND		2.0	ug/L	1	21-May-2015 20:14
2-Methylnaphthalene	ND	n	1.0	ug/L	1	21-May-2015 20:14
4-Chlorotoluene	ND		1.0	ug/L	1	21-May-2015 20:14
4-Isopropyltoluene	ND		1.0	ug/L	1	21-May-2015 20:14
4-Methyl-2-pentanone	ND		2.0	ug/L	1	21-May-2015 20:14
Acetone	ND		2.0	ug/L	1	21-May-2015 20:14
Benzene	ND		1.0	ug/L	1	21-May-2015 20:14
Bromobenzene	ND		1.0	ug/L	1	21-May-2015 20:14
Bromodichloromethane	ND		1.0	ug/L	1	21-May-2015 20:14
Bromoform	ND		1.0	ug/L	1	21-May-2015 20:14
Bromomethane	ND		1.0	ug/L	1	21-May-2015 20:14
Carbon disulfide	ND		2.0	ug/L	1	21-May-2015 20:14
Carbon tetrachloride	ND		1.0	ug/L	1	21-May-2015 20:14
Chlorobenzene	ND		1.0	ug/L	1	21-May-2015 20:14
Chloroethane	ND		1.0	ug/L	1	21-May-2015 20:14

Note: See Qualifiers Page for a list of qualifiers and their explanation.

Client: EarthCon **ANALYTICAL REPORT**
Project: Transwestern Compressor Sta. #9 SemiAnnual WorkOrder:HS15050849
Sample ID: MW-42 Lab ID:HS15050849-01
Collection Date: 19-May-2015 09:02 Matrix:Water

ANALYSES	RESULT	QUAL	REPORT LIMIT	UNITS	DILUTION FACTOR	DATE ANALYZED
LOW LEVEL VOLATILES BY SW8260C	**Method:SW8260**					Analyst: AKP
Chloroform	ND		1.0	ug/L	1	21-May-2015 20:14
Chloromethane	ND		1.0	ug/L	1	21-May-2015 20:14
cis-1,2-Dichloroethene	ND		1.0	ug/L	1	21-May-2015 20:14
cis-1,3-Dichloropropene	ND		1.0	ug/L	1	21-May-2015 20:14
Dibromochloromethane	ND		1.0	ug/L	1	21-May-2015 20:14
Dibromomethane	ND		1.0	ug/L	1	21-May-2015 20:14
Dichlorodifluoromethane	ND		1.0	ug/L	1	21-May-2015 20:14
Ethylbenzene	ND		1.0	ug/L	1	21-May-2015 20:14
Hexachlorobutadiene	ND		1.0	ug/L	1	21-May-2015 20:14
Isopropylbenzene	ND		1.0	ug/L	1	21-May-2015 20:14
Methyl tert-butyl ether	ND		1.0	ug/L	1	21-May-2015 20:14
Methylene chloride	ND		2.0	ug/L	1	21-May-2015 20:14
Naphthalene	ND		1.0	ug/L	1	21-May-2015 20:14
n-Butylbenzene	ND		1.0	ug/L	1	21-May-2015 20:14
n-Propylbenzene	ND		1.0	ug/L	1	21-May-2015 20:14
sec-Butylbenzene	ND		1.0	ug/L	1	21-May-2015 20:14
Styrene	ND		1.0	ug/L	1	21-May-2015 20:14
tert-Butylbenzene	ND		1.0	ug/L	1	21-May-2015 20:14
Tetrachloroethene	ND		1.0	ug/L	1	21-May-2015 20:14
Toluene	ND		1.0	ug/L	1	21-May-2015 20:14
trans-1,2-Dichloroethene	ND		1.0	ug/L	1	21-May-2015 20:14
trans-1,3-Dichloropropene	ND		1.0	ug/L	1	21-May-2015 20:14
Trichloroethene	ND		1.0	ug/L	1	21-May-2015 20:14
Trichlorofluoromethane	ND		1.0	ug/L	1	21-May-2015 20:14
Vinyl chloride	ND		1.0	ug/L	1	21-May-2015 20:14
Xylenes, Total	ND		3.0	ug/L	1	21-May-2015 20:14
Surr: 1,2-Dichloroethane-d4	*99.3*		*71-125*	*%REC*	*1*	*21-May-2015 20:14*
Surr: 4-Bromofluorobenzene	*97.2*		*70-125*	*%REC*	*1*	*21-May-2015 20:14*
Surr: Dibromofluoromethane	*97.7*		*74-125*	*%REC*	*1*	*21-May-2015 20:14*
Surr: Toluene-d8	*101*		*75-125*	*%REC*	*1*	*21-May-2015 20:14*

Note: See Qualifiers Page for a list of qualifiers and their explanation.

Client: EarthCon **ANALYTICAL REPORT**
Project: Transwestern Compressor Sta. #9 SemiAnnual WorkOrder:HS15050849
Sample ID: MW-41 Lab ID:HS15050849-02
Collection Date: 19-May-2015 09:37 Matrix:Water

ANALYSES	RESULT	QUAL	REPORT LIMIT	UNITS	DILUTION FACTOR	DATE ANALYZED
LOW LEVEL VOLATILES BY SW8260C	**Method:SW8260**					Analyst: AKP
1,1,1,2-Tetrachloroethane	ND		1.0	ug/L	1	21-May-2015 20:39
1,1,1-Trichloroethane	ND		1.0	ug/L	1	21-May-2015 20:39
1,1,2,2-Tetrachloroethane	ND		1.0	ug/L	1	21-May-2015 20:39
1,1,2-Trichloroethane	ND		1.0	ug/L	1	21-May-2015 20:39
1,1-Dichloroethane	ND		1.0	ug/L	1	21-May-2015 20:39
1,1-Dichloroethene	ND		1.0	ug/L	1	21-May-2015 20:39
1,1-Dichloropropene	ND		1.0	ug/L	1	21-May-2015 20:39
1,2,3-Trichlorobenzene	ND		1.0	ug/L	1	21-May-2015 20:39
1,2,3-Trichloropropane	ND		1.0	ug/L	1	21-May-2015 20:39
1,2,4-Trichlorobenzene	ND		1.0	ug/L	1	21-May-2015 20:39
1,2,4-Trimethylbenzene	ND		1.0	ug/L	1	21-May-2015 20:39
1,2-Dibromo-3-chloropropane	ND		1.0	ug/L	1	21-May-2015 20:39
1,2-Dibromoethane	ND		1.0	ug/L	1	21-May-2015 20:39
1,2-Dichlorobenzene	ND		1.0	ug/L	1	21-May-2015 20:39
1,2-Dichloroethane	ND		1.0	ug/L	1	21-May-2015 20:39
1,2-Dichloropropane	ND		1.0	ug/L	1	21-May-2015 20:39
1,3,5-Trimethylbenzene	ND		1.0	ug/L	1	21-May-2015 20:39
1,3-Dichlorobenzene	ND		1.0	ug/L	1	21-May-2015 20:39
1,3-Dichloropropane	ND		1.0	ug/L	1	21-May-2015 20:39
1,4-Dichlorobenzene	ND		1.0	ug/L	1	21-May-2015 20:39
1-Methylnaphthalene	ND		1.0	ug/L	1	21-May-2015 20:39
2,2-Dichloropropane	ND		1.0	ug/L	1	21-May-2015 20:39
2-Butanone	ND		2.0	ug/L	1	21-May-2015 20:39
2-Chlorotoluene	ND		1.0	ug/L	1	21-May-2015 20:39
2-Hexanone	ND		2.0	ug/L	1	21-May-2015 20:39
2-Methylnaphthalene	ND	n	1.0	ug/L	1	21-May-2015 20:39
4-Chlorotoluene	ND		1.0	ug/L	1	21-May-2015 20:39
4-Isopropyltoluene	ND		1.0	ug/L	1	21-May-2015 20:39
4-Methyl-2-pentanone	ND		2.0	ug/L	1	21-May-2015 20:39
Acetone	ND		2.0	ug/L	1	21-May-2015 20:39
Benzene	ND		1.0	ug/L	1	21-May-2015 20:39
Bromobenzene	ND		1.0	ug/L	1	21-May-2015 20:39
Bromodichloromethane	ND		1.0	ug/L	1	21-May-2015 20:39
Bromoform	ND		1.0	ug/L	1	21-May-2015 20:39
Bromomethane	ND		1.0	ug/L	1	21-May-2015 20:39
Carbon disulfide	ND		2.0	ug/L	1	21-May-2015 20:39
Carbon tetrachloride	ND		1.0	ug/L	1	21-May-2015 20:39
Chlorobenzene	ND		1.0	ug/L	1	21-May-2015 20:39
Chloroethane	ND		1.0	ug/L	1	21-May-2015 20:39

Note: See Qualifiers Page for a list of qualifiers and their explanation.

Client: EarthCon **ANALYTICAL REPORT**
Project: Transwestern Compressor Sta. #9 SemiAnnual WorkOrder:HS15050849
Sample ID: MW-41 Lab ID:HS15050849-02
Collection Date: 19-May-2015 09:37 Matrix:Water

ANALYSES	RESULT	QUAL	REPORT LIMIT	UNITS	DILUTION FACTOR	DATE ANALYZED
LOW LEVEL VOLATILES BY SW8260C	**Method:SW8260**					Analyst: AKP
Chloroform	ND		1.0	ug/L	1	21-May-2015 20:39
Chloromethane	ND		1.0	ug/L	1	21-May-2015 20:39
cis-1,2-Dichloroethene	ND		1.0	ug/L	1	21-May-2015 20:39
cis-1,3-Dichloropropene	ND		1.0	ug/L	1	21-May-2015 20:39
Dibromochloromethane	ND		1.0	ug/L	1	21-May-2015 20:39
Dibromomethane	ND		1.0	ug/L	1	21-May-2015 20:39
Dichlorodifluoromethane	ND		1.0	ug/L	1	21-May-2015 20:39
Ethylbenzene	ND		1.0	ug/L	1	21-May-2015 20:39
Hexachlorobutadiene	ND		1.0	ug/L	1	21-May-2015 20:39
Isopropylbenzene	ND		1.0	ug/L	1	21-May-2015 20:39
Methyl tert-butyl ether	ND		1.0	ug/L	1	21-May-2015 20:39
Methylene chloride	ND		2.0	ug/L	1	21-May-2015 20:39
Naphthalene	ND		1.0	ug/L	1	21-May-2015 20:39
n-Butylbenzene	ND		1.0	ug/L	1	21-May-2015 20:39
n-Propylbenzene	ND		1.0	ug/L	1	21-May-2015 20:39
sec-Butylbenzene	ND		1.0	ug/L	1	21-May-2015 20:39
Styrene	ND		1.0	ug/L	1	21-May-2015 20:39
tert-Butylbenzene	ND		1.0	ug/L	1	21-May-2015 20:39
Tetrachloroethene	ND		1.0	ug/L	1	21-May-2015 20:39
Toluene	ND		1.0	ug/L	1	21-May-2015 20:39
trans-1,2-Dichloroethene	ND		1.0	ug/L	1	21-May-2015 20:39
trans-1,3-Dichloropropene	ND		1.0	ug/L	1	21-May-2015 20:39
Trichloroethene	ND		1.0	ug/L	1	21-May-2015 20:39
Trichlorofluoromethane	ND		1.0	ug/L	1	21-May-2015 20:39
Vinyl chloride	ND		1.0	ug/L	1	21-May-2015 20:39
Xylenes, Total	ND		3.0	ug/L	1	21-May-2015 20:39
Surr: 1,2-Dichloroethane-d4	*96.3*		*71-125*	*%REC*	*1*	*21-May-2015 20:39*
Surr: 4-Bromofluorobenzene	*96.9*		*70-125*	*%REC*	*1*	*21-May-2015 20:39*
Surr: Dibromofluoromethane	*98.5*		*74-125*	*%REC*	*1*	*21-May-2015 20:39*
Surr: Toluene-d8	*98.9*		*75-125*	*%REC*	*1*	*21-May-2015 20:39*

Note: See Qualifiers Page for a list of qualifiers and their explanation.

Client: EarthCon **ANALYTICAL REPORT**
Project: Transwestern Compressor Sta. #9 SemiAnnual WorkOrder:HS15050849
Sample ID: Trip Blank Lab ID:HS15050849-03
Collection Date: 19-May-2015 00:00 Matrix:Water

ANALYSES	RESULT	QUAL	REPORT LIMIT	UNITS	DILUTION FACTOR	DATE ANALYZED
LOW LEVEL VOLATILES BY SW8260C		**Method:SW8260**				Analyst: AKP
1,1,1,2-Tetrachloroethane	ND		1.0	ug/L	1	21-May-2015 21:04
1,1,1-Trichloroethane	ND		1.0	ug/L	1	21-May-2015 21:04
1,1,2,2-Tetrachloroethane	ND		1.0	ug/L	1	21-May-2015 21:04
1,1,2-Trichloroethane	ND		1.0	ug/L	1	21-May-2015 21:04
1,1-Dichloroethane	ND		1.0	ug/L	1	21-May-2015 21:04
1,1-Dichloroethene	ND		1.0	ug/L	1	21-May-2015 21:04
1,1-Dichloropropene	ND		1.0	ug/L	1	21-May-2015 21:04
1,2,3-Trichlorobenzene	ND		1.0	ug/L	1	21-May-2015 21:04
1,2,3-Trichloropropane	ND		1.0	ug/L	1	21-May-2015 21:04
1,2,4-Trichlorobenzene	ND		1.0	ug/L	1	21-May-2015 21:04
1,2,4-Trimethylbenzene	ND		1.0	ug/L	1	21-May-2015 21:04
1,2-Dibromo-3-chloropropane	ND		1.0	ug/L	1	21-May-2015 21:04
1,2-Dibromoethane	ND		1.0	ug/L	1	21-May-2015 21:04
1,2-Dichlorobenzene	ND		1.0	ug/L	1	21-May-2015 21:04
1,2-Dichloroethane	ND		1.0	ug/L	1	21-May-2015 21:04
1,2-Dichloropropane	ND		1.0	ug/L	1	21-May-2015 21:04
1,3,5-Trimethylbenzene	ND		1.0	ug/L	1	21-May-2015 21:04
1,3-Dichlorobenzene	ND		1.0	ug/L	1	21-May-2015 21:04
1,3-Dichloropropane	ND		1.0	ug/L	1	21-May-2015 21:04
1,4-Dichlorobenzene	ND		1.0	ug/L	1	21-May-2015 21:04
1-Methylnaphthalene	ND		1.0	ug/L	1	21-May-2015 21:04
2,2-Dichloropropane	ND		1.0	ug/L	1	21-May-2015 21:04
2-Butanone	ND		2.0	ug/L	1	21-May-2015 21:04
2-Chlorotoluene	ND		1.0	ug/L	1	21-May-2015 21:04
2-Hexanone	ND		2.0	ug/L	1	21-May-2015 21:04
2-Methylnaphthalene	ND	n	1.0	ug/L	1	21-May-2015 21:04
4-Chlorotoluene	ND		1.0	ug/L	1	21-May-2015 21:04
4-Isopropyltoluene	ND		1.0	ug/L	1	21-May-2015 21:04
4-Methyl-2-pentanone	ND		2.0	ug/L	1	21-May-2015 21:04
Acetone	ND		2.0	ug/L	1	21-May-2015 21:04
Benzene	ND		1.0	ug/L	1	21-May-2015 21:04
Bromobenzene	ND		1.0	ug/L	1	21-May-2015 21:04
Bromodichloromethane	ND		1.0	ug/L	1	21-May-2015 21:04
Bromoform	ND		1.0	ug/L	1	21-May-2015 21:04
Bromomethane	ND		1.0	ug/L	1	21-May-2015 21:04
Carbon disulfide	ND		2.0	ug/L	1	21-May-2015 21:04
Carbon tetrachloride	ND		1.0	ug/L	1	21-May-2015 21:04
Chlorobenzene	ND		1.0	ug/L	1	21-May-2015 21:04
Chloroethane	ND		1.0	ug/L	1	21-May-2015 21:04

Note: See Qualifiers Page for a list of qualifiers and their explanation.

Client: EarthCon **ANALYTICAL REPORT**
Project: Transwestern Compressor Sta. #9 SemiAnnual WorkOrder:HS15050849
Sample ID: Trip Blank Lab ID:HS15050849-03
Collection Date: 19-May-2015 00:00 Matrix:Water

ANALYSES	RESULT	QUAL	REPORT LIMIT	UNITS	DILUTION FACTOR	DATE ANALYZED
LOW LEVEL VOLATILES BY SW8260C	**Method:SW8260**					Analyst: AKP
Chloroform	ND		1.0	ug/L	1	21-May-2015 21:04
Chloromethane	ND		1.0	ug/L	1	21-May-2015 21:04
cis-1,2-Dichloroethene	ND		1.0	ug/L	1	21-May-2015 21:04
cis-1,3-Dichloropropene	ND		1.0	ug/L	1	21-May-2015 21:04
Dibromochloromethane	ND		1.0	ug/L	1	21-May-2015 21:04
Dibromomethane	ND		1.0	ug/L	1	21-May-2015 21:04
Dichlorodifluoromethane	ND		1.0	ug/L	1	21-May-2015 21:04
Ethylbenzene	ND		1.0	ug/L	1	21-May-2015 21:04
Hexachlorobutadiene	ND		1.0	ug/L	1	21-May-2015 21:04
Isopropylbenzene	ND		1.0	ug/L	1	21-May-2015 21:04
Methyl tert-butyl ether	ND		1.0	ug/L	1	21-May-2015 21:04
Methylene chloride	ND		2.0	ug/L	1	21-May-2015 21:04
Naphthalene	ND		1.0	ug/L	1	21-May-2015 21:04
n-Butylbenzene	ND		1.0	ug/L	1	21-May-2015 21:04
n-Propylbenzene	ND		1.0	ug/L	1	21-May-2015 21:04
sec-Butylbenzene	ND		1.0	ug/L	1	21-May-2015 21:04
Styrene	ND		1.0	ug/L	1	21-May-2015 21:04
tert-Butylbenzene	ND		1.0	ug/L	1	21-May-2015 21:04
Tetrachloroethene	ND		1.0	ug/L	1	21-May-2015 21:04
Toluene	ND		1.0	ug/L	1	21-May-2015 21:04
trans-1,2-Dichloroethene	ND		1.0	ug/L	1	21-May-2015 21:04
trans-1,3-Dichloropropene	ND		1.0	ug/L	1	21-May-2015 21:04
Trichloroethene	ND		1.0	ug/L	1	21-May-2015 21:04
Trichlorofluoromethane	ND		1.0	ug/L	1	21-May-2015 21:04
Vinyl chloride	ND		1.0	ug/L	1	21-May-2015 21:04
Xylenes, Total	ND		3.0	ug/L	1	21-May-2015 21:04
Surr: 1,2-Dichloroethane-d4	*98.1*		*71-125*	*%REC*	*1*	*21-May-2015 21:04*
Surr: 4-Bromofluorobenzene	*94.3*		*70-125*	*%REC*	*1*	*21-May-2015 21:04*
Surr: Dibromofluoromethane	*99.6*		*74-125*	*%REC*	*1*	*21-May-2015 21:04*
Surr: Toluene-d8	*99.7*		*75-125*	*%REC*	*1*	*21-May-2015 21:04*

Note: See Qualifiers Page for a list of qualifiers and their explanation.

Client: EarthCon
Project: Transwestern Compressor Sta. #9 SemiAnnual
WorkOrder: HS15050849

DATES REPORT

Sample ID	Client Samp ID	Collection Date	TCLP Date	Prep Date	Analysis Date	DF
Batch ID R255094	**Test Name :** LOW LEVEL VOLATILES BY SW8260C			**Matrix:** Water		
HS15050849-01	MW-42	19 May 2015 09:02			21 May 2015 20:14	1
HS15050849-02	MW-41	19 May 2015 09:37			21 May 2015 20:39	1
HS15050849-03	Trip Blank	19 May 2015 00:00			21 May 2015 21:04	1

Client: EarthCon
Project: Transwestern Compressor Sta. #9 SemiAnnual
WorkOrder: HS15050849

QC BATCH REPORT

Batch ID: R255094 **Instrument: VOA2** **Method: SW8260**

MBLK Sample ID: **VBLKW-150521** Units: **ug/L** Analysis Date: **21-May-2015 12:32**
Client ID: Run ID: **VOA2_255094** SeqNo: **3297511** PrepDate: DF: **1**

Analyte	Result	PQL	SPK Val	SPK Ref Value	%REC	Control Limit	RPD Ref Value	%RPD	RPD Limit	Qual
1,1,1,2-Tetrachloroethane	ND	1.0								
1,1,1-Trichloroethane	ND	1.0								
1,1,2,2-Tetrachloroethane	ND	1.0								
1,1,2-Trichloroethane	ND	1.0								
1,1-Dichloroethane	ND	1.0								
1,1-Dichloroethene	ND	1.0								
1,1-Dichloropropene	ND	1.0								
1,2,3-Trichlorobenzene	ND	1.0								
1,2,3-Trichloropropane	ND	1.0								
1,2,4-Trichlorobenzene	ND	1.0								
1,2,4-Trimethylbenzene	ND	1.0								
1,2-Dibromo-3-chloropropane	ND	1.0								
1,2-Dibromoethane	ND	1.0								
1,2-Dichlorobenzene	ND	1.0								
1,2-Dichloroethane	ND	1.0								
1,2-Dichloropropane	ND	1.0								
1,3,5-Trimethylbenzene	ND	1.0								
1,3-Dichlorobenzene	ND	1.0								
1,3-Dichloropropane	ND	1.0								
1,4-Dichlorobenzene	ND	1.0								
1-Methylnaphthalene	ND	1.0								
2,2-Dichloropropane	ND	1.0								
2-Butanone	ND	2.0								
2-Chlorotoluene	ND	1.0								
2-Hexanone	ND	2.0								
2-Methylnaphthalene	ND	1.0								
4-Chlorotoluene	ND	1.0								
4-Isopropyltoluene	ND	1.0								
4-Methyl-2-pentanone	ND	2.0								
Acetone	ND	2.0								
Benzene	ND	1.0								
Bromobenzene	ND	1.0								
Bromodichloromethane	ND	1.0								
Bromoform	ND	1.0								

Note: See Qualifiers Page for a list of qualifiers and their explanation.

Client: EarthCon
Project: Transwestern Compressor Sta. #9 SemiAnnual
WorkOrder: HS15050849

QC BATCH REPORT

Batch ID: R255094 **Instrument: VOA2** **Method: SW8260**

MBLK Sample ID: **VBLKW-150521** Units: **ug/L** Analysis Date: **21-May-2015 12:32**
Client ID: Run ID: **VOA2_255094** SeqNo: **3297511** PrepDate: DF: **1**

Analyte	Result	PQL	SPK Val	SPK Ref Value	%REC	Control Limit	RPD Ref Value	%RPD	RPD Limit	Qual
Bromomethane	ND	1.0								
Carbon disulfide	ND	2.0								
Carbon tetrachloride	ND	1.0								
Chlorobenzene	ND	1.0								
Chloroethane	ND	1.0								
Chloroform	ND	1.0								
Chloromethane	ND	1.0								
cis-1,2-Dichloroethene	ND	1.0								
cis-1,3-Dichloropropene	ND	1.0								
Dibromochloromethane	ND	1.0								
Dibromomethane	ND	1.0								
Dichlorodifluoromethane	ND	1.0								
Ethylbenzene	ND	1.0								
Hexachlorobutadiene	ND	1.0								
Isopropylbenzene	ND	1.0								
Methyl tert-butyl ether	ND	1.0								
Methylene chloride	ND	2.0								
Naphthalene	ND	1.0								
n-Butylbenzene	ND	1.0								
n-Propylbenzene	ND	1.0								
sec-Butylbenzene	ND	1.0								
Styrene	ND	1.0								
tert-Butylbenzene	ND	1.0								
Tetrachloroethene	ND	1.0								
Toluene	ND	1.0								
trans-1,2-Dichloroethene	ND	1.0								
trans-1,3-Dichloropropene	ND	1.0								
Trichloroethene	ND	1.0								
Trichlorofluoromethane	ND	1.0								
Vinyl chloride	ND	1.0								
Xylenes, Total	ND	3.0								
Surr: 1,2-Dichloroethane-d4	*47.3*	*1.0*	*50*	*0*	*94.6*	*71 - 125*				
Surr: 4-Bromofluorobenzene	*48.6*	*1.0*	*50*	*0*	*97.2*	*70 - 125*				
Surr: Dibromofluoromethane	*49.62*	*1.0*	*50*	*0*	*99.2*	*74 - 125*				

Note: See Qualifiers Page for a list of qualifiers and their explanation.

Client: EarthCon
Project: Transwestern Compressor Sta. #9 SemiAnnual
WorkOrder: HS15050849

QC BATCH REPORT

Batch ID: R255094 **Instrument: VOA2** **Method: SW8260**

MBLK Sample ID: **VBLKW-150521** Units: **ug/L** Analysis Date: **21-May-2015 12:32**
Client ID: Run ID: **VOA2_255094** SeqNo: **3297511** PrepDate: DF: **1**

Analyte	Result	PQL	SPK Val	SPK Ref Value	%REC	Control Limit	RPD Ref Value	%RPD	RPD Limit	Qual
Surr: Toluene-d8	*49.86*	*1.0*	*50*	*0*	*99.7*	*75 - 125*				

Note: See Qualifiers Page for a list of qualifiers and their explanation.

Client: EarthCon
Project: Transwestern Compressor Sta. #9 SemiAnnual
WorkOrder: HS15050849

QC BATCH REPORT

Batch ID: R255094 **Instrument: VOA2** **Method: SW8260**

LCS Sample ID: **VLCSW-150521** Units: **ug/L** Analysis Date: **21-May-2015 11:40**
Client ID: Run ID: **VOA2_255094** SeqNo: **3297510** PrepDate: DF: **1**

Analyte	Result	PQL	SPK Val	SPK Ref Value	%REC	Control Limit	RPD Ref Value	%RPD	RPD Limit	Qual
1,1,1,2-Tetrachloroethane	47.04	1.0	50	0	94.1	80 - 120				
1,1,1-Trichloroethane	44.93	1.0	50	0	89.9	75 - 130				
1,1,2,2-Tetrachloroethane	49.08	1.0	50	0	98.2	74 - 123				
1,1,2-Trichloroethane	45.99	1.0	50	0	92.0	80 - 120				
1,1-Dichloroethane	44.19	1.0	50	0	88.4	76 - 120				
1,1-Dichloroethene	47.91	1.0	50	0	95.8	75 - 130				
1,1-Dichloropropene	41.92	1.0	50	0	83.8	75 - 130				
1,2,3-Trichlorobenzene	50.05	1.0	50	0	100	70 - 131				
1,2,3-Trichloropropane	53.24	1.0	50	0	106	70 - 129				
1,2,4-Trichlorobenzene	45.14	1.0	50	0	90.3	75 - 126				
1,2,4-Trimethylbenzene	43.23	1.0	50	0	86.5	70 - 125				
1,2-Dibromo-3-chloropropane	53.81	1.0	50	0	108	65 - 125				
1,2-Dibromoethane	47.43	1.0	50	0	94.9	80 - 121				
1,2-Dichlorobenzene	44.86	1.0	50	0	89.7	80 - 120				
1,2-Dichloroethane	42.03	1.0	50	0	84.1	76 - 120				
1,2-Dichloropropane	45.69	1.0	50	0	91.4	80 - 120				
1,3,5-Trimethylbenzene	42.76	1.0	50	0	85.5	80 - 123				
1,3-Dichlorobenzene	44.79	1.0	50	0	89.6	80 - 120				
1,3-Dichloropropane	45.75	1.0	50	0	91.5	80 - 120				
1,4-Dichlorobenzene	44.71	1.0	50	0	89.4	80 - 120				
1-Methylnaphthalene	49.4	1.0	50	0	98.8	60 - 140				
2,2-Dichloropropane	47.13	1.0	50	0	94.3	70 - 136				
2-Butanone	103.5	2.0	100	0	103	60 - 140				
2-Chlorotoluene	41.91	1.0	50	0	83.8	75 - 125				
2-Hexanone	107.3	2.0	100	0	107	60 - 131				
2-Methylnaphthalene	47.15	1.0	50	0	94.3	55 - 140				
4-Chlorotoluene	43.52	1.0	50	0	87.0	74 - 125				
4-Isopropyltoluene	45.5	1.0	50	0	91.0	79 - 127				
4-Methyl-2-pentanone	111.8	2.0	100	0	112	60 - 135				
Acetone	101.6	2.0	100	0	102	60 - 140				
Benzene	44.22	1.0	50	0	88.4	80 - 120				
Bromobenzene	45.31	1.0	50	0	90.6	75 - 125				
Bromodichloromethane	44.33	1.0	50	0	88.7	75 - 125				
Bromoform	49.75	1.0	50	0	99.5	70 - 130				

Note: See Qualifiers Page for a list of qualifiers and their explanation.

Client: EarthCon
Project: Transwestern Compressor Sta. #9 SemiAnnual
WorkOrder: HS15050849

QC BATCH REPORT

Batch ID: R255094 **Instrument: VOA2** **Method: SW8260**

LCS Sample ID: **VLCSW-150521** Units: **ug/L** Analysis Date: **21-May-2015 11:40**
Client ID: Run ID: **VOA2_255094** SeqNo: **3297510** PrepDate: DF: **1**

Analyte	Result	PQL	SPK Val	SPK Ref Value	%REC	Control Limit	RPD Ref Value	%RPD	RPD Limit	Qual
Bromomethane	48.74	1.0	50	0	97.5	60 - 140				
Carbon disulfide	81.72	2.0	100	0	81.7	70 - 130				
Carbon tetrachloride	39.38	1.0	50	0	78.8	75 - 125				
Chlorobenzene	45.31	1.0	50	0	90.6	80 - 120				
Chloroethane	39.24	1.0	50	0	78.5	70 - 130				
Chloroform	44.86	1.0	50	0	89.7	70 - 130				
Chloromethane	48.85	1.0	50	0	97.7	65 - 130				
cis-1,2-Dichloroethene	44.86	1.0	50	0	89.7	75 - 125				
cis-1,3-Dichloropropene	48.7	1.0	50	0	97.4	79 - 125				
Dibromochloromethane	44.96	1.0	50	0	89.9	70 - 130				
Dibromomethane	48.15	1.0	50	0	96.3	75 - 125				
Dichlorodifluoromethane	34.98	1.0	50	0	70.0	60 - 140				
Ethylbenzene	45.5	1.0	50	0	91.0	80 - 120				
Hexachlorobutadiene	45.97	1.0	50	0	91.9	70 - 135				
Isopropylbenzene	45.3	1.0	50	0	90.6	75 - 130				
Methyl tert-butyl ether	45.42	1.0	50	0	90.8	70 - 130				
Methylene chloride	43.29	2.0	50	0	86.6	65 - 133				
Naphthalene	50.59	1.0	50	0	101	65 - 135				
n-Butylbenzene	43.88	1.0	50	0	87.8	75 - 128				
n-Propylbenzene	43.61	1.0	50	0	87.2	75 - 130				
sec-Butylbenzene	45.77	1.0	50	0	91.5	70 - 125				
Styrene	46.07	1.0	50	0	92.1	78 - 122				
tert-Butylbenzene	43.82	1.0	50	0	87.6	70 - 130				
Tetrachloroethene	44.71	1.0	50	0	89.4	75 - 130				
Toluene	44.16	1.0	50	0	88.3	75 - 121				
trans-1,2-Dichloroethene	44.15	1.0	50	0	88.3	75 - 125				
trans-1,3-Dichloropropene	48.7	1.0	50	0	97.4	76 - 125				
Trichloroethene	45.66	1.0	50	0	91.3	71 - 125				
Trichlorofluoromethane	47.1	1.0	50	0	94.2	67 - 132				
Vinyl chloride	44.4	1.0	50	0	88.8	70 - 135				
Xylenes, Total	132.2	3.0	150	0	88.1	79 - 124				
Surr: 1,2-Dichloroethane-d4	*47.76*	*1.0*	*50*	*0*	*95.5*	*71 - 125*				
Surr: 4-Bromofluorobenzene	*49.24*	*1.0*	*50*	*0*	*98.5*	*70 - 125*				
Surr: Dibromofluoromethane	*47.99*	*1.0*	*50*	*0*	*96.0*	*74 - 125*				

Note: See Qualifiers Page for a list of qualifiers and their explanation.

Client: EarthCon
Project: Transwestern Compressor Sta. #9 SemiAnnual
WorkOrder: HS15050849

QC BATCH REPORT

Batch ID: R255094 **Instrument: VOA2** **Method: SW8260**

LCS Sample ID: **VLCSW-150521** Units: **ug/L** Analysis Date: **21-May-2015 11:40**
Client ID: Run ID: **VOA2_255094** SeqNo: **3297510** PrepDate: DF: **1**

Analyte	Result	PQL	SPK Val	SPK Ref Value	%REC	Control Limit	RPD Ref Value	%RPD	RPD Limit	Qual
Surr: Toluene-d8	*48.96*	*1.0*	*50*	*0*	*97.9*	*75 - 125*				

Note: See Qualifiers Page for a list of qualifiers and their explanation.

Client: EarthCon
Project: Transwestern Compressor Sta. #9 SemiAnnual
WorkOrder: HS15050849

QC BATCH REPORT

Batch ID: R255094 **Instrument: VOA2** **Method: SW8260**

MS Sample ID: **HS15050675-19MS** Units: **ug/L** Analysis Date: **21-May-2015 15:03**
Client ID: Run ID: **VOA2_255094** SeqNo: **3297517** PrepDate: DF: **1**

Analyte	Result	PQL	SPK Val	SPK Ref Value	%REC	Control Limit	RPD Ref Value	%RPD	RPD Limit	Qual
1,1,1,2-Tetrachloroethane	48.03	1.0	50	0	96.1	80 - 120				
1,1,1-Trichloroethane	48.92	1.0	50	0	97.8	75 - 130				
1,1,2,2-Tetrachloroethane	46.7	1.0	50	0	93.4	74 - 123				
1,1,2-Trichloroethane	45.59	1.0	50	0	91.2	80 - 120				
1,1-Dichloroethane	45.93	1.0	50	0	91.9	76 - 120				
1,1-Dichloroethene	52.85	1.0	50	0	106	75 - 130				
1,1-Dichloropropene	46.06	1.0	50	0	92.1	75 - 130				
1,2,3-Trichlorobenzene	47.07	1.0	50	0	94.1	70 - 131				
1,2,3-Trichloropropane	50.54	1.0	50	0	101	70 - 126				
1,2,4-Trichlorobenzene	43.24	1.0	50	0	86.5	75 - 126				
1,2,4-Trimethylbenzene	42.49	1.0	50	0	85.0	70 - 125				
1,2-Dibromo-3-chloropropane	47.9	1.0	50	0	95.8	65 - 125				
1,2-Dibromoethane	46.44	1.0	50	0	92.9	80 - 121				
1,2-Dichlorobenzene	42.98	1.0	50	0	86.0	80 - 120				
1,2-Dichloroethane	41.4	1.0	50	0	82.8	76 - 120				
1,2-Dichloropropane	44.66	1.0	50	0	89.3	80 - 120				
1,3,5-Trimethylbenzene	43.03	1.0	50	0	86.1	80 - 123				
1,3-Dichlorobenzene	44.49	1.0	50	0	89.0	80 - 120				
1,3-Dichloropropane	44.26	1.0	50	0	88.5	80 - 120				
1,4-Dichlorobenzene	43.72	1.0	50	0	87.4	80 - 120				
1-Methylnaphthalene	40.41	1.0	50	0	80.8	60 - 140				
2,2-Dichloropropane	50.86	1.0	50	0	102	75 - 130				
2-Butanone	100.4	2.0	100	0	100	60 - 140				
2-Chlorotoluene	42.4	1.0	50	0	84.8	75 - 125				
2-Hexanone	97.41	2.0	100	0	97.4	60 - 131				
2-Methylnaphthalene	36.94	1.0	50	0	73.9	55 - 140				
4-Chlorotoluene	44.12	1.0	50	0	88.2	74 - 125				
4-Isopropyltoluene	46.26	1.0	50	0	92.5	79 - 127				
4-Methyl-2-pentanone	104.9	2.0	100	0	105	60 - 135				
Acetone	99.52	2.0	100	0	99.5	60 - 140				
Benzene	45.8	1.0	50	0	91.6	80 - 120				
Bromobenzene	45.23	1.0	50	0	90.5	75 - 125				
Bromodichloromethane	44.68	1.0	50	0	89.4	75 - 125				
Bromoform	47.08	1.0	50	0	94.2	70 - 130				

Note: See Qualifiers Page for a list of qualifiers and their explanation.

Client: EarthCon
Project: Transwestern Compressor Sta. #9 SemiAnnual
WorkOrder: HS15050849

QC BATCH REPORT

Batch ID: R255094 **Instrument: VOA2** **Method: SW8260**

MS Sample ID: **HS15050675-19MS** Units: **ug/L** Analysis Date: **21-May-2015 15:03**
Client ID: Run ID: **VOA2_255094** SeqNo: **3297517** PrepDate: DF: **1**

Analyte	Result	PQL	SPK Val	SPK Ref Value	%REC	Control Limit	RPD Ref Value	%RPD	RPD Limit	Qual
Bromomethane	51.34	1.0	50	0	103	60 - 140				
Carbon disulfide	94.46	2.0	100	0	94.5	70 - 130				
Carbon tetrachloride	42.92	1.0	50	0	85.8	79 - 120				
Chlorobenzene	45.45	1.0	50	0	90.9	80 - 120				
Chloroethane	42.88	1.0	50	0	85.8	70 - 130				
Chloroform	47.05	1.0	50	0	94.1	70 - 130				
Chloromethane	52.78	1.0	50	0	106	65 - 130				
cis-1,2-Dichloroethene	46.21	1.0	50	0	92.4	75 - 125				
cis-1,3-Dichloropropene	48.09	1.0	50	0	96.2	79 - 125				
Dibromochloromethane	47.79	1.0	50	0	95.6	70 - 130				
Dibromomethane	46.91	1.0	50	0	93.8	75 - 125				
Dichlorodifluoromethane	51.73	1.0	50	0	103	60 - 140				
Ethylbenzene	47.02	1.0	50	0	94.0	80 - 120				
Hexachlorobutadiene	45.29	1.0	50	0	90.6	70 - 135				
Isopropylbenzene	47.12	1.0	50	0	94.2	75 - 130				
Methyl tert-butyl ether	45.29	1.0	50	0	90.6	70 - 130				
Methylene chloride	45.58	2.0	50	0	91.2	65 - 133				
Naphthalene	46.93	1.0	50	0	93.9	65 - 135				
n-Butylbenzene	44.55	1.0	50	0	89.1	75 - 128				
n-Propylbenzene	44.4	1.0	50	0	88.8	75 - 130				
sec-Butylbenzene	47.03	1.0	50	0	94.1	70 - 125				
Styrene	45.77	1.0	50	0	91.5	78 - 122				
tert-Butylbenzene	44.88	1.0	50	0	89.8	70 - 130				
Tetrachloroethene	48.1	1.0	50	0	96.2	75 - 130				
Toluene	45.53	1.0	50	0.9375	89.2	75 - 121				
trans-1,2-Dichloroethene	47.63	1.0	50	0	95.3	75 - 125				
trans-1,3-Dichloropropene	48.09	1.0	50	0	96.2	76 - 125				
Trichloroethene	47.1	1.0	50	0	94.2	71 - 125				
Trichlorofluoromethane	55.26	1.0	50	0	111	67 - 132				
Vinyl chloride	54.46	1.0	50	0	109	70 - 135				
Xylenes, Total	134.3	3.0	150	0	89.5	80 - 124				
Surr: 1,2-Dichloroethane-d4	*49.29*	*1.0*	*50*	*0*	*98.6*	*71 - 125*				
Surr: 4-Bromofluorobenzene	*50.04*	*1.0*	*50*	*0*	*100*	*70 - 125*				
Surr: Dibromofluoromethane	*49.8*	*1.0*	*50*	*0*	*99.6*	*74 - 125*				

Note: See Qualifiers Page for a list of qualifiers and their explanation.

Client: EarthCon
Project: Transwestern Compressor Sta. #9 SemiAnnual
WorkOrder: HS15050849

QC BATCH REPORT

Batch ID: R255094 **Instrument: VOA2** **Method: SW8260**

MS Sample ID: **HS15050675-19MS** Units: **ug/L** Analysis Date: **21-May-2015 15:03**
Client ID: Run ID: **VOA2_255094** SeqNo: **3297517** PrepDate: DF: **1**

Analyte	Result	PQL	SPK Val	SPK Ref Value	%REC	Control Limit	RPD Ref Value	%RPD	RPD Limit	Qual
Surr: Toluene-d8	*49.65*	*1.0*	*50*	*0*	*99.3*	*75 - 125*				

Note: See Qualifiers Page for a list of qualifiers and their explanation.

Client: EarthCon
Project: Transwestern Compressor Sta. #9 SemiAnnual
WorkOrder: HS15050849

QC BATCH REPORT

Batch ID: R255094 **Instrument: VOA2** **Method: SW8260**

MSD Sample ID: **HS15050675-19MSD** Units: **ug/L** Analysis Date: **21-May-2015 15:29**
Client ID: Run ID: **VOA2_255094** SeqNo: **3297518** PrepDate: DF: **1**

Analyte	Result	PQL	SPK Val	SPK Ref Value	%REC	Control Limit	RPD Ref Value	RPD %RPD	RPD Limit	Qual
1,1,1,2-Tetrachloroethane	45.88	1.0	50	0	91.8	80 - 120	48.03	4.58	20	
1,1,1-Trichloroethane	46.38	1.0	50	0	92.8	75 - 130	48.92	5.34	20	
1,1,2,2-Tetrachloroethane	46.59	1.0	50	0	93.2	74 - 123	46.7	0.254	20	
1,1,2-Trichloroethane	44.89	1.0	50	0	89.8	80 - 120	45.59	1.55	20	
1,1-Dichloroethane	42.52	1.0	50	0	85.0	76 - 120	45.93	7.72	20	
1,1-Dichloroethene	48.4	1.0	50	0	96.8	75 - 130	52.85	8.79	20	
1,1-Dichloropropene	45.23	1.0	50	0	90.5	75 - 130	46.06	1.82	20	
1,2,3-Trichlorobenzene	46.88	1.0	50	0	93.8	70 - 131	47.07	0.416	20	
1,2,3-Trichloropropane	49.99	1.0	50	0	100.0	70 - 126	50.54	1.09	20	
1,2,4-Trichlorobenzene	44.12	1.0	50	0	88.2	75 - 126	43.24	2.03	20	
1,2,4-Trimethylbenzene	42.53	1.0	50	0	85.1	70 - 125	42.49	0.108	20	
1,2-Dibromo-3-chloropropane	47.91	1.0	50	0	95.8	65 - 125	47.9	0.0226	20	
1,2-Dibromoethane	45.55	1.0	50	0	91.1	80 - 121	46.44	1.94	20	
1,2-Dichlorobenzene	43.71	1.0	50	0	87.4	80 - 120	42.98	1.68	20	
1,2-Dichloroethane	40.46	1.0	50	0	80.9	76 - 120	41.4	2.31	20	
1,2-Dichloropropane	43.7	1.0	50	0	87.4	80 - 120	44.66	2.18	20	
1,3,5-Trimethylbenzene	43.39	1.0	50	0	86.8	80 - 123	43.03	0.823	20	
1,3-Dichlorobenzene	43.99	1.0	50	0	88.0	80 - 120	44.49	1.14	20	
1,3-Dichloropropane	43.42	1.0	50	0	86.8	80 - 120	44.26	1.91	20	
1,4-Dichlorobenzene	43.62	1.0	50	0	87.2	80 - 120	43.72	0.232	20	
1-Methylnaphthalene	42.81	1.0	50	0	85.6	60 - 140	40.41	5.75	20	
2,2-Dichloropropane	47.14	1.0	50	0	94.3	75 - 130	50.86	7.58	20	
2-Butanone	95.96	2.0	100	0	96.0	60 - 140	100.4	4.56	20	
2-Chlorotoluene	42.31	1.0	50	0	84.6	75 - 125	42.4	0.212	20	
2-Hexanone	98.14	2.0	100	0	98.1	60 - 131	97.41	0.745	20	
2-Methylnaphthalene	39.56	1.0	50	0	79.1	55 - 140	36.94	6.85	20	
4-Chlorotoluene	43.47	1.0	50	0	86.9	74 - 125	44.12	1.46	20	
4-Isopropyltoluene	45.74	1.0	50	0	91.5	79 - 127	46.26	1.13	20	
4-Methyl-2-pentanone	102.4	2.0	100	0	102	60 - 135	104.9	2.48	20	
Acetone	94.01	2.0	100	0	94.0	60 - 140	99.52	5.69	20	
Benzene	44.34	1.0	50	0	88.7	80 - 120	45.8	3.22	20	
Bromobenzene	45.24	1.0	50	0	90.5	75 - 125	45.23	0.0252	20	
Bromodichloromethane	43.64	1.0	50	0	87.3	75 - 125	44.68	2.36	20	
Bromoform	46.7	1.0	50	0	93.4	70 - 130	47.08	0.797	20	

Note: See Qualifiers Page for a list of qualifiers and their explanation.

Client: EarthCon
Project: Transwestern Compressor Sta. #9 SemiAnnual
WorkOrder: HS15050849

QC BATCH REPORT

Batch ID: R255094 **Instrument: VOA2** **Method: SW8260**

MSD Sample ID: **HS15050675-19MSD** Units: **ug/L** Analysis Date: **21-May-2015 15:29**
Client ID: Run ID: **VOA2_255094** SeqNo: **3297518** PrepDate: DF: **1**

Analyte	Result	PQL	SPK Val	SPK Ref Value	%REC	Control Limit	RPD Ref Value	RPD %RPD	RPD Limit	Qual
Bromomethane	48.27	1.0	50	0	96.5	60 - 140	51.34	6.16	20	
Carbon disulfide	82.99	2.0	100	0	83.0	70 - 130	94.46	12.9	20	
Carbon tetrachloride	42.13	1.0	50	0	84.3	75 - 125	42.92	1.86	20	
Chlorobenzene	44.37	1.0	50	0	88.7	80 - 120	45.45	2.4	20	
Chloroethane	35.74	1.0	50	0	71.5	70 - 130	42.88	18.2	20	
Chloroform	43.58	1.0	50	0	87.2	70 - 130	47.05	7.65	20	
Chloromethane	48.19	1.0	50	0	96.4	65 - 130	52.78	9.1	20	
cis-1,2-Dichloroethene	44.27	1.0	50	0	88.5	75 - 125	46.21	4.29	20	
cis-1,3-Dichloropropene	47.43	1.0	50	0	94.9	79 - 125	48.09	1.39	20	
Dibromochloromethane	46.77	1.0	50	0	93.5	70 - 130	47.79	2.15	20	
Dibromomethane	46.08	1.0	50	0	92.2	75 - 125	46.91	1.78	20	
Dichlorodifluoromethane	47.77	1.0	50	0	95.5	60 - 140	51.73	7.97	20	
Ethylbenzene	45.85	1.0	50	0	91.7	80 - 120	47.02	2.52	20	
Hexachlorobutadiene	46.23	1.0	50	0	92.5	70 - 135	45.29	2.06	20	
Isopropylbenzene	45.9	1.0	50	0	91.8	75 - 130	47.12	2.62	20	
Methyl tert-butyl ether	43.09	1.0	50	0	86.2	70 - 130	45.29	4.97	20	
Methylene chloride	43.68	2.0	50	0	87.4	65 - 133	45.58	4.27	20	
Naphthalene	48.24	1.0	50	0	96.5	65 - 135	46.93	2.76	20	
n-Butylbenzene	44.82	1.0	50	0	89.6	75 - 128	44.55	0.607	20	
n-Propylbenzene	44.82	1.0	50	0	89.6	75 - 130	44.4	0.95	20	
sec-Butylbenzene	47.32	1.0	50	0	94.6	70 - 125	47.03	0.607	20	
Styrene	44.57	1.0	50	0	89.1	78 - 122	45.77	2.65	20	
tert-Butylbenzene	43.98	1.0	50	0	88.0	70 - 130	44.88	2.02	20	
Tetrachloroethene	46.78	1.0	50	0	93.6	75 - 130	48.1	2.8	20	
Toluene	45.14	1.0	50	0.9375	88.4	75 - 121	45.53	0.873	20	
trans-1,2-Dichloroethene	45.33	1.0	50	0	90.7	75 - 125	47.63	4.94	20	
trans-1,3-Dichloropropene	47.43	1.0	50	0	94.9	76 - 125	48.09	1.39	20	
Trichloroethene	45.86	1.0	50	0	91.7	71 - 125	47.1	2.67	20	
Trichlorofluoromethane	51.44	1.0	50	0	103	67 - 132	55.26	7.17	20	
Vinyl chloride	50.54	1.0	50	0	101	70 - 135	54.46	7.47	20	
Xylenes, Total	131.6	3.0	150	0	87.7	80 - 124	134.3	2.07	20	
Surr: 1,2-Dichloroethane-d4	*48.63*	*1.0*	*50*	*0*	*97.3*	*71 - 125*	*49.29*	*1.35*	*20*	
Surr: 4-Bromofluorobenzene	*49.81*	*1.0*	*50*	*0*	*99.6*	*70 - 125*	*50.04*	*0.453*	*20*	
Surr: Dibromofluoromethane	*49.33*	*1.0*	*50*	*0*	*98.7*	*74 - 125*	*49.8*	*0.953*	*20*	

Note: See Qualifiers Page for a list of qualifiers and their explanation.

Client: EarthCon
Project: Transwestern Compressor Sta. #9 SemiAnnual
WorkOrder: HS15050849

QC BATCH REPORT

Batch ID: R255094 **Instrument: VOA2** **Method: SW8260**

MSD Sample ID: **HS15050675-19MSD** Units: **ug/L** Analysis Date: **21-May-2015 15:29**
Client ID: Run ID: **VOA2_255094** SeqNo: **3297518** PrepDate: DF: **1**

Analyte	Result	PQL	SPK Val	SPK Ref Value	%REC	Control Limit	RPD Ref Value	%RPD	RPD Limit	Qual
Surr: Toluene-d8	*49.93*	*1.0*	*50*	*0*	*99.9*	*75 - 125*	*49.65*	*0.576*	*20*	

The following samples were anayzed in this batch: HS15050849-01 HS15050849-02 HS15050849-03

Note: See Qualifiers Page for a list of qualifiers and their explanation.

Client: EarthCon
Project: Transwestern Compressor Sta. #9 SemiAnnual
WorkOrder: **HS15050849**

QUALIFIERS, ACRONYMS, UNITS

Qualifier	Description
*	Value exceeds Regulatory Limit
a	Not accredited
B	Analyte detected in the associated Method Blank above the Reporting Limit
E	Value above quantitation range
H	Analyzed outside of Holding Time
J	Analyte detected below quantitation limit
M	Manually integrated, see raw data for justification
n	Not offered for accreditation
ND	Not Detected at the Reporting Limit
O	Sample amount is > 4 times amount spiked
P	Dual Column results percent difference > 40%
R	RPD above laboratory control limit
S	Spike Recovery outside laboratory control limits
U	Analyzed but not detected above the MDL/SDL

Acronym	Description
DCS	Detectability Check Study
DUP	Method Duplicate
LCS	Laboratory Control Sample
LCSD	Laboratory Control Sample Duplicate
MBLK	Method Blank
MDL	Method Detection Limit
MQL	Method Quantitation Limit
MS	Matrix Spike
MSD	Matrix Spike Duplicate
PDS	Post Digestion Spike
PQL	Practical Quantitaion Limit
SD	Serial Dilution
SDL	Sample Detection Limit
TRRP	Texas Risk Reduction Program

CERTIFICATIONS,ACCREDITATIONS & LICENSES

Agency	Number	Expire Date
Arkansas	15-024-0	27-Mar-2016
California	2919	31-Jul-2016
Dept of Defense	L2231 Rev 3-20-2014	22-Dec-2015
Illinois	003622	09-May-2016
Kansas	E-10352 2014-2015	31-Jul-2015
Louisiana	03087 2014/2015	30-Jun-2015
North Carolina	624 - 2015	31-Dec-2015
Oklahoma	2014-128	31-Aug-2015
Texas	T104704231-15-15	30-Apr-2016

Client: EarthCon
Project: Transwestern Compressor Sta. #9 SemiAnnual
Work Order: HS15050849

SAMPLE TRACKING

Lab Samp ID	Client Sample ID	Action	Date	Person	New Location
HS15050849-01	MW-42	Login	5/20/2015 5:44:23 PM	KNR	VW-3
HS15050849-02	MW-41	Login	5/20/2015 5:44:23 PM	KNR	VW-3
HS15050849-03	Trip Blank	Login	5/20/2015 5:44:23 PM	KNR	VW-3

Sample Receipt Checklist

Client Name: EarthCon - North Houston
Work Order: HS15050849

Date/Time Received: **20-May-2015 09:36**
Received by: **NDR**

Checklist completed by: *Krysta Mathis* eSignature — 20-May-2015 Date

Reviewed by: *Sonia West* eSignature — 27-May-2015 Date

Matrices: **Water**

Carrier name: **FedEx**

Shipping container/cooler in good condition?	Yes ☑	No ☐	Not Present ☐
Custody seals intact on shipping container/cooler?	Yes ☑	No ☐	Not Present ☐
Custody seals intact on sample bottles?	Yes ☐	No ☐	Not Present ☑
Chain of custody present?	Yes ☑	No ☐	
Chain of custody signed when relinquished and received?	Yes ☑	No ☐	
Chain of custody agrees with sample labels?	Yes ☑	No ☐	
Samples in proper container/bottle?	Yes ☑	No ☐	
Sample containers intact?	Yes ☑	No ☐	
Sufficient sample volume for indicated test?	Yes ☑	No ☐	
All samples received within holding time?	Yes ☑	No ☐	
Container/Temp Blank temperature in compliance?	Yes ☑	No ☐	
Temperature(s)/Thermometer(s):	4.6/5.1 u/c	5	
Cooler(s)/Kit(s):	23912		
Date/Time sample(s) sent to storage:	05/20/2015 18:00		
Water - VOA vials have zero headspace?	Yes ☑	No ☐	No VOA vials submitted ☐
Water - pH acceptable upon receipt?	Yes ☐	No ☐	N/A ☑
pH adjusted?	Yes ☐	No ☐	N/A ☑
pH adjusted by:			

Login Notes:

Client Contacted: Date Contacted: Person Contacted:

Contacted By: 0 Regarding:

Comments:

Corrective Action:

ALS Environmental

Cincinnati, OH +1 513 733 5336
Everett, WA +1 425 356 2600
Fort Collins, CO +1 970 490 1511
Holland, MI +1 616 399 6070

Chain of Custody Form

Page _____ of _____

COC ID: 122863

HS15050849

EarthCon

Transwestern Compressor Sta. #9 SemiAnnual

ALS Project Manager:

Customer Information		Project Information			
Purchase Order		Project Name	Transwestern Compressor Sta. #9	A	BTEX 8260
Work Order		Project Number	SemiAnnual	B	Volatiles 8260 Select List
Company Name	EarthCon	Bill To Company	EarthCon	C	
Send Report To	JD Haines	Invoice Attn	JD Haines	D	
Address	14405 Walters Road Suite 700	Address	14405 Walters Road Suite 700	E	
				F	
City/State/Zip	Houston	City/State/Zip	Houston	G	
Phone	(317) 450-6126	Phone	(281) 240-5200	H	
Fax		Fax	(281) 201-3510	I	
e-Mail Address	jhaines@earthcon.com	e-Mail Address		J	

No.	Sample Description	Date	Time	Matrix	Pres.	# Bottles	A	B	C	D	E	F	G	H	I	J	Hold
1	MW-42	05/19/15	0902	H_2O	1	3	X	X									
2	MW-41	05/19/15	0937	H_2O	1	3	X	X									
3																	
4	Temp Blank			H_2O	None	1											
5	Trip Blank			H_2O	HCl	2											
6																	
7																	
8																	
9																	
10																	

Sampler(s) Please Print & Sign: Clayton M. Barnhill, CMB Environmental

Shipment Method: FEDEX

Required Turnaround Time: (Check Box) ☐ Std 10 WK days ☒ 5 WK Days ☐ 2 WK Days ☐ 24 Hour ☐ Other _____

Results Due Date:

Relinquished by:	Date:	Time:	Received by:
	05/19/15	10:10	
Relinquished by:	Date:	Time:	Received by (Laboratory):
	5/20/15	9.36	
Logged by (Laboratory):	Date:	Time:	Checked by (Laboratory):

Notes:

Cooler ID	Cooler Temp.
	4/c
23412	4.6
IRX	5

c/c 0.5

QC Package: (Check One Box Below)

☒ Level 2 Std QC ☐ TRRP ChkList
☐ Level 3 Std QC/Row da ☐ TRRP Level 4
☐ Level 4 SW846/CLP
☐ Other/EDD _____

Preservative Key: 1-HCl 2-HNO_3 3-H_2SO_4 4-NaOH 5-$Na_2S_2O_3$ 6-$NaHSO_4$ 7-Other 8-4°C 9-5035

Note: 1. Any changes must be made in writing once samples and COC Form have been submitted to ALS Environmental.
2. Unless otherwise agreed in a formal contract, services provided by ALS Environmental are expressly limited to the terms and conditions stated on the reverse.

Copyright 2011 by ALS Environmental.

ALS Environmental
10450 Stancliff Rd., Suite 210
Houston, Texas 77099
Tel. +1 281 530 5656
Fax. +1 281 530 5887

ALS Environm.
10450 Stancliff Rd., Suite 21
Houston, Texas 77099
Tel. +1 281 530 5656
Fax. +1 281 530 5887

CUSTODY SEAL

Date: 05/19/15 Time: 10:15
Name: Clayton Barnhill
Company: CMB Environmental

Seal Broken By: N.K.
Date: 5/20/15

5/19/2015 FedEx Ship Manager - Print Your Label(s)

From: (505) 622-2012 Origin ID: ROWA
Clayton Barnhill
CMB ENVIRONMENTAL & GEOLOGICAL
115 East College Blvd. # 109

ROSWELL, NM 88201

FedEx Express

J15121502230Guv

Ship Date: 19MAY15
ActWgt: 29.0 LB Dims: 15 X 10 X 15 IN
CAD: 5515970/INET3610

Delivery Address Bar Code

SHIP TO: (281) 530-5656 BILL RECIPIENT
Client Services
ALS Laboratory Group
10450 Stancliff Road
Suite 210
HOUSTON, TX 77099

Ref # TWP Roswell Station # 9
Invoice #
PO #
Dept #

WED - 20 MAY 10:30A
PRIORITY OVERNIGHT

TRK# 7736 3462 4643
0201

77099
TX-US
IAH

AB SGRA

10450 Stancliff Rd. Suite 210
Houston, TX 77099
T: +1 281 530 5656
F: +1 281 530 5887
www.alsglobal.com

November 17, 2015

JD Haines
EarthCon
14405 Walters Road
Suite 700
Houston, TX 77014

Work Order: **HS15110447**

Laboratory Results for: **Transwestern Compressor Sta. #9**

Dear JD,

ALS Environmental received 25 sample(s) on Nov 10, 2015 for the analysis presented in the following report.

The analytical data provided relates directly to the samples received by ALS Environmental and for only the analyses requested. Results are expressed as "as received" unless otherwise noted.

QC sample results for this data met EPA or laboratory specifications except as noted in the Case Narrative or as noted with qualifiers in the QC batch information. Should this laboratory report need to be reproduced, it should be reproduced in full unless written approval has been obtained by ALS Environmental. Samples will be disposed in 30 days unless storage arrangements are made.

If you have any questions regarding this report, please feel free to call me.

Sincerely,

Generated By: Jumoke.Lawal
Sonia West
Project Manager

RIGHT SOLUTIONS | RIGHT PARTNER

Client: EarthCon
Project: Transwestern Compressor Sta. #9
Work Order: HS15110447

SAMPLE SUMMARY

Lab Samp ID	Client Sample ID	Matrix	TagNo	Collection Date	Date Received	Hold
HS15110447-01	MW-37	Water		05-Nov-2015 09:00	10-Nov-2015 09:20	☐
HS15110447-02	MW-34	Water		05-Nov-2015 09:42	10-Nov-2015 09:20	☐
HS15110447-03	MW-34 Duplicate	Water		05-Nov-2015 09:42	10-Nov-2015 09:20	☐
HS15110447-04	MW-35	Water		05-Nov-2015 10:25	10-Nov-2015 09:20	☐
HS15110447-05	MW-32	Water		05-Nov-2015 11:04	10-Nov-2015 09:20	☐
HS15110447-06	MW-29	Water		05-Nov-2015 12:15	10-Nov-2015 09:20	☐
HS15110447-07	MW-27	Water		05-Nov-2015 12:40	10-Nov-2015 09:20	☐
HS15110447-08	MW-21	Water		05-Nov-2015 13:26	10-Nov-2015 09:20	☐
HS15110447-09	MW-13	Water		05-Nov-2015 14:15	10-Nov-2015 09:20	☐
HS15110447-10	MW-14	Water		05-Nov-2015 14:46	10-Nov-2015 09:20	☐
HS15110447-11	MW-22	Water		05-Nov-2015 15:05	10-Nov-2015 09:20	☐
HS15110447-12	MW-20	Water		05-Nov-2015 15:39	10-Nov-2015 09:20	☐
HS15110447-13	MW-26	Water		05-Nov-2015 16:04	10-Nov-2015 09:20	☐
HS15110447-14	MW-42	Water		06-Nov-2015 09:15	10-Nov-2015 09:20	☐
HS15110447-15	MW-42 Duplicate	Water		06-Nov-2015 09:15	10-Nov-2015 09:20	☐
HS15110447-16	MW-40	Water		06-Nov-2015 09:52	10-Nov-2015 09:20	☐
HS15110447-17	MW-41	Water		06-Nov-2015 10:35	10-Nov-2015 09:20	☐
HS15110447-18	MW-39	Water		06-Nov-2015 11:16	10-Nov-2015 09:20	☐
HS15110447-19	MW-24D	Water		06-Nov-2015 14:12	10-Nov-2015 09:20	☐
HS15110447-20	MPE-31	Water		06-Nov-2015 15:17	10-Nov-2015 09:20	☐
HS15110447-21	MPE-31 Equipment Rinsate	Water		06-Nov-2015 15:05	10-Nov-2015 09:20	☐
HS15110447-22	MPE-39	Water		06-Nov-2015 14:47	10-Nov-2015 09:20	☐
HS15110447-23	TB-10/20/2015-11	Water		05-Nov-2015 00:00	10-Nov-2015 09:20	☐
HS15110447-24	TB-10/20/2015-10	Water		05-Nov-2015 00:00	10-Nov-2015 09:20	☐
HS15110447-25	TB-10/20/2015-09	Water		05-Nov-2015 00:00	10-Nov-2015 09:20	☐

RIGHT SOLUTIONS | RIGHT PARTNER

Client: EarthCon **CASE NARRATIVE**
Project: Transwestern Compressor Sta. #9
Work Order: HS15110447

Work Order Comments

- Sample was received for MPE-39, collected on 11/06/2015 @ 14:47 that was not listed on the chain of custody. The lab has logged this sample in for analysis. The lab received 3 sets of Trip Blanks that were not listed on the chain of custody. These samples were analyzed per the clients request via email on November 16, 2015. Sample MW-27 was received with 1 of 3 vials with headspace. This container was not used for analysis.

GCMS Volatiles by Method SW8260

Batch ID: R264699

Sample ID: **VLCSW-151112**
- 4-Methyl-2-pentanone exceeded %recovery limits on LCS. Samples ND

Batch ID: R264759

Sample ID: **MW-27 (HS15110447-07)**
- Lowest practical dilution due to matrix.

Batch ID: R264863

Sample ID: **HS15110560-03MS**
- MS and MSD are for an unrelated sample

Sample ID: **VSTD050**
- 4-Methyl-2-pentanone exceeded %D limits on CCV. Associated samples are ND for this compound.

RIGHT SOLUTIONS | RIGHT PARTNER

Client: EarthCon
ANALYTICAL REPORT
Project: Transwestern Compressor Sta. #9 WorkOrder:HS15110447
Sample ID: MW-37 Lab ID:HS15110447-01
Collection Date: 05-Nov-2015 09:00 Matrix:Water

ANALYSES	RESULT	QUAL	REPORT LIMIT	UNITS	DILUTION FACTOR	DATE ANALYZED
LOW LEVEL VOLATILES BY SW8260C	**Method:SW8260**					Analyst: AKP
Benzene	ND		1.0	ug/L	1	12-Nov-2015 14:14
Ethylbenzene	ND		1.0	ug/L	1	12-Nov-2015 14:14
Toluene	ND		1.0	ug/L	1	12-Nov-2015 14:14
m,p-Xylene	ND		2.0	ug/L	1	12-Nov-2015 14:14
o-Xylene	ND		1.0	ug/L	1	12-Nov-2015 14:14
Xylenes, Total	ND		3.0	ug/L	1	12-Nov-2015 14:14
Surr: 1,2-Dichloroethane-d4	*96.5*		*71-125*	*%REC*	*1*	*12-Nov-2015 14:14*
Surr: 4-Bromofluorobenzene	*92.7*		*70-125*	*%REC*	*1*	*12-Nov-2015 14:14*
Surr: Dibromofluoromethane	*101*		*74-125*	*%REC*	*1*	*12-Nov-2015 14:14*
Surr: Toluene-d8	*101*		*75-125*	*%REC*	*1*	*12-Nov-2015 14:14*

Note: See Qualifiers Page for a list of qualifiers and their explanation.

RIGHT SOLUTIONS | RIGHT PARTNER

Client: EarthCon
ANALYTICAL REPORT
Project: Transwestern Compressor Sta. #9 WorkOrder:HS15110447
Sample ID: MW-34 Lab ID:HS15110447-02
Collection Date: 05-Nov-2015 09:42 Matrix:Water

ANALYSES	RESULT	QUAL	REPORT LIMIT	UNITS	DILUTION FACTOR	DATE ANALYZED
LOW LEVEL VOLATILES BY SW8260C	**Method:SW8260**					Analyst: AKP
Benzene	ND		1.0	ug/L	1	12-Nov-2015 14:39
Ethylbenzene	ND		1.0	ug/L	1	12-Nov-2015 14:39
Toluene	ND		1.0	ug/L	1	12-Nov-2015 14:39
m,p-Xylene	ND		2.0	ug/L	1	12-Nov-2015 14:39
o-Xylene	ND		1.0	ug/L	1	12-Nov-2015 14:39
Xylenes, Total	ND		3.0	ug/L	1	12-Nov-2015 14:39
Surr: 1,2-Dichloroethane-d4	*93.9*		*71-125*	*%REC*	*1*	*12-Nov-2015 14:39*
Surr: 4-Bromofluorobenzene	*91.8*		*70-125*	*%REC*	*1*	*12-Nov-2015 14:39*
Surr: Dibromofluoromethane	*98.2*		*74-125*	*%REC*	*1*	*12-Nov-2015 14:39*
Surr: Toluene-d8	*99.6*		*75-125*	*%REC*	*1*	*12-Nov-2015 14:39*

Note: See Qualifiers Page for a list of qualifiers and their explanation.

RIGHT SOLUTIONS | RIGHT PARTNER

Client: EarthCon
ANALYTICAL REPORT
Project: Transwestern Compressor Sta. #9 WorkOrder:HS15110447
Sample ID: MW-34 Duplicate Lab ID:HS15110447-03
Collection Date: 05-Nov-2015 09:42 Matrix:Water

ANALYSES	RESULT	QUAL	REPORT LIMIT	UNITS	DILUTION FACTOR	DATE ANALYZED
LOW LEVEL VOLATILES BY SW8260C	**Method:SW8260**					Analyst: AKP
Benzene	ND		1.0	ug/L	1	12-Nov-2015 15:04
Ethylbenzene	ND		1.0	ug/L	1	12-Nov-2015 15:04
Toluene	ND		1.0	ug/L	1	12-Nov-2015 15:04
m,p-Xylene	ND		2.0	ug/L	1	12-Nov-2015 15:04
o-Xylene	ND		1.0	ug/L	1	12-Nov-2015 15:04
Xylenes, Total	ND		3.0	ug/L	1	12-Nov-2015 15:04
Surr: 1,2-Dichloroethane-d4	*97.1*		*71-125*	*%REC*	*1*	*12-Nov-2015 15:04*
Surr: 4-Bromofluorobenzene	*92.3*		*70-125*	*%REC*	*1*	*12-Nov-2015 15:04*
Surr: Dibromofluoromethane	*100*		*74-125*	*%REC*	*1*	*12-Nov-2015 15:04*
Surr: Toluene-d8	*101*		*75-125*	*%REC*	*1*	*12-Nov-2015 15:04*

Note: See Qualifiers Page for a list of qualifiers and their explanation.

RIGHT SOLUTIONS | RIGHT PARTNER

Client: EarthCon
ANALYTICAL REPORT
Project: Transwestern Compressor Sta. #9 WorkOrder:HS15110447
Sample ID: MW-35 Lab ID:HS15110447-04
Collection Date: 05-Nov-2015 10:25 Matrix:Water

ANALYSES	RESULT	QUAL	REPORT LIMIT	UNITS	DILUTION FACTOR	DATE ANALYZED
LOW LEVEL VOLATILES BY SW8260C	**Method:SW8260**					Analyst: AKP
Benzene	ND		1.0	ug/L	1	12-Nov-2015 15:29
Ethylbenzene	ND		1.0	ug/L	1	12-Nov-2015 15:29
Toluene	ND		1.0	ug/L	1	12-Nov-2015 15:29
m,p-Xylene	ND		2.0	ug/L	1	12-Nov-2015 15:29
o-Xylene	ND		1.0	ug/L	1	12-Nov-2015 15:29
Xylenes, Total	ND		3.0	ug/L	1	12-Nov-2015 15:29
Surr: 1,2-Dichloroethane-d4	*97.0*		*71-125*	*%REC*	*1*	*12-Nov-2015 15:29*
Surr: 4-Bromofluorobenzene	*91.8*		*70-125*	*%REC*	*1*	*12-Nov-2015 15:29*
Surr: Dibromofluoromethane	*103*		*74-125*	*%REC*	*1*	*12-Nov-2015 15:29*
Surr: Toluene-d8	*101*		*75-125*	*%REC*	*1*	*12-Nov-2015 15:29*

Note: See Qualifiers Page for a list of qualifiers and their explanation.

RIGHT SOLUTIONS | RIGHT PARTNER

Client: EarthCon
ANALYTICAL REPORT
Project: Transwestern Compressor Sta. #9 WorkOrder:HS15110447
Sample ID: MW-32 Lab ID:HS15110447-05
Collection Date: 05-Nov-2015 11:04 Matrix:Water

ANALYSES	RESULT	QUAL	REPORT LIMIT	UNITS	DILUTION FACTOR	DATE ANALYZED
LOW LEVEL VOLATILES BY SW8260C	**Method:SW8260**					Analyst: AKP
Benzene	ND		1.0	ug/L	1	12-Nov-2015 15:54
Ethylbenzene	ND		1.0	ug/L	1	12-Nov-2015 15:54
Toluene	ND		1.0	ug/L	1	12-Nov-2015 15:54
m,p-Xylene	ND		2.0	ug/L	1	12-Nov-2015 15:54
o-Xylene	ND		1.0	ug/L	1	12-Nov-2015 15:54
Xylenes, Total	ND		3.0	ug/L	1	12-Nov-2015 15:54
Surr: 1,2-Dichloroethane-d4	*99.4*		*71-125*	*%REC*	*1*	*12-Nov-2015 15:54*
Surr: 4-Bromofluorobenzene	*92.6*		*70-125*	*%REC*	*1*	*12-Nov-2015 15:54*
Surr: Dibromofluoromethane	*101*		*74-125*	*%REC*	*1*	*12-Nov-2015 15:54*
Surr: Toluene-d8	*102*		*75-125*	*%REC*	*1*	*12-Nov-2015 15:54*

Note: See Qualifiers Page for a list of qualifiers and their explanation.

RIGHT SOLUTIONS | RIGHT PARTNER

Client: EarthCon
ANALYTICAL REPORT
Project: Transwestern Compressor Sta. #9 WorkOrder:HS15110447
Sample ID: MW-29 Lab ID:HS15110447-06
Collection Date: 05-Nov-2015 12:15 Matrix:Water

ANALYSES	RESULT	QUAL	REPORT LIMIT	UNITS	DILUTION FACTOR	DATE ANALYZED
LOW LEVEL VOLATILES BY SW8260C	**Method:SW8260**					Analyst: AKP
Benzene	ND		1.0	ug/L	1	12-Nov-2015 16:19
Ethylbenzene	ND		1.0	ug/L	1	12-Nov-2015 16:19
Toluene	ND		1.0	ug/L	1	12-Nov-2015 16:19
m,p-Xylene	ND		2.0	ug/L	1	12-Nov-2015 16:19
o-Xylene	ND		1.0	ug/L	1	12-Nov-2015 16:19
Xylenes, Total	ND		3.0	ug/L	1	12-Nov-2015 16:19
Surr: 1,2-Dichloroethane-d4	*100.0*		*71-125*	*%REC*	*1*	*12-Nov-2015 16:19*
Surr: 4-Bromofluorobenzene	*94.5*		*70-125*	*%REC*	*1*	*12-Nov-2015 16:19*
Surr: Dibromofluoromethane	*106*		*74-125*	*%REC*	*1*	*12-Nov-2015 16:19*
Surr: Toluene-d8	*104*		*75-125*	*%REC*	*1*	*12-Nov-2015 16:19*

Note: See Qualifiers Page for a list of qualifiers and their explanation.

RIGHT SOLUTIONS | RIGHT PARTNER

Client: EarthCon
ANALYTICAL REPORT
Project: Transwestern Compressor Sta. #9 WorkOrder:HS15110447
Sample ID: MW-27 Lab ID:HS15110447-07
Collection Date: 05-Nov-2015 12:40 Matrix:Water

ANALYSES	RESULT	QUAL	REPORT LIMIT	UNITS	DILUTION FACTOR	DATE ANALYZED
LOW LEVEL VOLATILES BY SW8260C	**Method:SW8260**					Analyst: AKP
Benzene	ND		10	ug/L	10	12-Nov-2015 12:48
Ethylbenzene	**19**		**10**	**ug/L**	10	12-Nov-2015 12:48
Toluene	ND		10	ug/L	10	12-Nov-2015 12:48
m,p-Xylene	**54**		**20**	**ug/L**	10	12-Nov-2015 12:48
o-Xylene	ND		10	ug/L	10	12-Nov-2015 12:48
Xylenes, Total	**54**		**30**	**ug/L**	10	12-Nov-2015 12:48
Surr: 1,2-Dichloroethane-d4	*84.6*		*71-125*	*%REC*	*10*	*12-Nov-2015 12:48*
Surr: 4-Bromofluorobenzene	*100*		*70-125*	*%REC*	*10*	*12-Nov-2015 12:48*
Surr: Dibromofluoromethane	*97.3*		*74-125*	*%REC*	*10*	*12-Nov-2015 12:48*
Surr: Toluene-d8	*101*		*75-125*	*%REC*	*10*	*12-Nov-2015 12:48*

Note: See Qualifiers Page for a list of qualifiers and their explanation.

RIGHT SOLUTIONS | RIGHT PARTNER

Client: EarthCon
ANALYTICAL REPORT
Project: Transwestern Compressor Sta. #9 WorkOrder:HS15110447
Sample ID: MW-21 Lab ID:HS15110447-08
Collection Date: 05-Nov-2015 13:26 Matrix:Water

ANALYSES	RESULT	QUAL	REPORT LIMIT	UNITS	DILUTION FACTOR	DATE ANALYZED
LOW LEVEL VOLATILES BY SW8260C	**Method:SW8260**					Analyst: AKP
Benzene	ND		1.0	ug/L	1	12-Nov-2015 16:43
Ethylbenzene	ND		1.0	ug/L	1	12-Nov-2015 16:43
Toluene	ND		1.0	ug/L	1	12-Nov-2015 16:43
m,p-Xylene	ND		2.0	ug/L	1	12-Nov-2015 16:43
o-Xylene	ND		1.0	ug/L	1	12-Nov-2015 16:43
Xylenes, Total	ND		3.0	ug/L	1	12-Nov-2015 16:43
Surr: 1,2-Dichloroethane-d4	*99.8*		*71-125*	*%REC*	*1*	*12-Nov-2015 16:43*
Surr: 4-Bromofluorobenzene	*93.9*		*70-125*	*%REC*	*1*	*12-Nov-2015 16:43*
Surr: Dibromofluoromethane	*102*		*74-125*	*%REC*	*1*	*12-Nov-2015 16:43*
Surr: Toluene-d8	*102*		*75-125*	*%REC*	*1*	*12-Nov-2015 16:43*

Note: See Qualifiers Page for a list of qualifiers and their explanation.

RIGHT SOLUTIONS | RIGHT PARTNER

Client: EarthCon
ANALYTICAL REPORT
Project: Transwestern Compressor Sta. #9 WorkOrder:HS15110447
Sample ID: MW-13 Lab ID:HS15110447-09
Collection Date: 05-Nov-2015 14:15 Matrix:Water

ANALYSES	RESULT	QUAL	REPORT LIMIT	UNITS	DILUTION FACTOR	DATE ANALYZED
LOW LEVEL VOLATILES BY SW8260C	**Method:SW8260**					Analyst: AKP
Benzene	ND		1.0	ug/L	1	12-Nov-2015 17:09
Ethylbenzene	ND		1.0	ug/L	1	12-Nov-2015 17:09
Toluene	ND		1.0	ug/L	1	12-Nov-2015 17:09
m,p-Xylene	ND		2.0	ug/L	1	12-Nov-2015 17:09
o-Xylene	ND		1.0	ug/L	1	12-Nov-2015 17:09
Xylenes, Total	ND		3.0	ug/L	1	12-Nov-2015 17:09
Surr: 1,2-Dichloroethane-d4	*96.2*		*71-125*	*%REC*	*1*	*12-Nov-2015 17:09*
Surr: 4-Bromofluorobenzene	*92.0*		*70-125*	*%REC*	*1*	*12-Nov-2015 17:09*
Surr: Dibromofluoromethane	*98.3*		*74-125*	*%REC*	*1*	*12-Nov-2015 17:09*
Surr: Toluene-d8	*101*		*75-125*	*%REC*	*1*	*12-Nov-2015 17:09*

Note: See Qualifiers Page for a list of qualifiers and their explanation.

RIGHT SOLUTIONS | RIGHT PARTNER

Client: EarthCon
ANALYTICAL REPORT
Project: Transwestern Compressor Sta. #9 WorkOrder:HS15110447
Sample ID: MW-14 Lab ID:HS15110447-10
Collection Date: 05-Nov-2015 14:46 Matrix:Water

ANALYSES	RESULT	QUAL	REPORT LIMIT	UNITS	DILUTION FACTOR	DATE ANALYZED
LOW LEVEL VOLATILES BY SW8260C	**Method:SW8260**					Analyst: AKP
Benzene	ND		1.0	ug/L	1	12-Nov-2015 17:33
Ethylbenzene	ND		1.0	ug/L	1	12-Nov-2015 17:33
Toluene	ND		1.0	ug/L	1	12-Nov-2015 17:33
m,p-Xylene	ND		2.0	ug/L	1	12-Nov-2015 17:33
o-Xylene	ND		1.0	ug/L	1	12-Nov-2015 17:33
Xylenes, Total	ND		3.0	ug/L	1	12-Nov-2015 17:33
Surr: 1,2-Dichloroethane-d4	*95.5*		*71-125*	*%REC*	*1*	*12-Nov-2015 17:33*
Surr: 4-Bromofluorobenzene	*90.5*		*70-125*	*%REC*	*1*	*12-Nov-2015 17:33*
Surr: Dibromofluoromethane	*97.4*		*74-125*	*%REC*	*1*	*12-Nov-2015 17:33*
Surr: Toluene-d8	*99.8*		*75-125*	*%REC*	*1*	*12-Nov-2015 17:33*

Note: See Qualifiers Page for a list of qualifiers and their explanation.

RIGHT SOLUTIONS | RIGHT PARTNER

Client: EarthCon **ANALYTICAL REPORT**
Project: Transwestern Compressor Sta. #9 WorkOrder:HS15110447
Sample ID: MW-22 Lab ID:HS15110447-11
Collection Date: 05-Nov-2015 15:05 Matrix:Water

ANALYSES	RESULT	QUAL	REPORT LIMIT	UNITS	DILUTION FACTOR	DATE ANALYZED
LOW LEVEL VOLATILES BY SW8260C		**Method:SW8260**				Analyst: AKP
1,1,1,2-Tetrachloroethane	ND		1.0	ug/L	1	12-Nov-2015 17:58
1,1,1-Trichloroethane	ND		1.0	ug/L	1	12-Nov-2015 17:58
1,1,2,2-Tetrachloroethane	ND		1.0	ug/L	1	12-Nov-2015 17:58
1,1,2-Trichloroethane	ND		1.0	ug/L	1	12-Nov-2015 17:58
1,1-Dichloroethane	ND		1.0	ug/L	1	12-Nov-2015 17:58
1,1-Dichloroethene	**2.2**		**1.0**	**ug/L**	1	12-Nov-2015 17:58
1,1-Dichloropropene	ND		1.0	ug/L	1	12-Nov-2015 17:58
1,2,3-Trichlorobenzene	ND		1.0	ug/L	1	12-Nov-2015 17:58
1,2,3-Trichloropropane	ND		1.0	ug/L	1	12-Nov-2015 17:58
1,2,4-Trichlorobenzene	ND		1.0	ug/L	1	12-Nov-2015 17:58
1,2,4-Trimethylbenzene	ND		1.0	ug/L	1	12-Nov-2015 17:58
1,2-Dibromo-3-chloropropane	ND		1.0	ug/L	1	12-Nov-2015 17:58
1,2-Dibromoethane	ND		1.0	ug/L	1	12-Nov-2015 17:58
1,2-Dichlorobenzene	ND		1.0	ug/L	1	12-Nov-2015 17:58
1,2-Dichloroethane	ND		1.0	ug/L	1	12-Nov-2015 17:58
1,2-Dichloropropane	ND		1.0	ug/L	1	12-Nov-2015 17:58
1,3,5-Trimethylbenzene	ND		1.0	ug/L	1	12-Nov-2015 17:58
1,3-Dichlorobenzene	ND		1.0	ug/L	1	12-Nov-2015 17:58
1,3-Dichloropropane	ND		1.0	ug/L	1	12-Nov-2015 17:58
1,4-Dichlorobenzene	ND		1.0	ug/L	1	12-Nov-2015 17:58
1-Methylnaphthalene	ND		1.0	ug/L	1	16-Nov-2015 11:43
2,2-Dichloropropane	ND		1.0	ug/L	1	12-Nov-2015 17:58
2-Butanone	ND		2.0	ug/L	1	12-Nov-2015 17:58
2-Chlorotoluene	ND		1.0	ug/L	1	12-Nov-2015 17:58
2-Hexanone	ND		2.0	ug/L	1	12-Nov-2015 17:58
2-Methylnaphthalene	ND	n	1.0	ug/L	1	12-Nov-2015 17:58
4-Chlorotoluene	ND		1.0	ug/L	1	12-Nov-2015 17:58
4-Isopropyltoluene	ND		1.0	ug/L	1	12-Nov-2015 17:58
4-Methyl-2-pentanone	ND		2.0	ug/L	1	12-Nov-2015 17:58
Acetone	ND		2.0	ug/L	1	12-Nov-2015 17:58
Benzene	ND		1.0	ug/L	1	12-Nov-2015 17:58
Bromobenzene	ND		1.0	ug/L	1	12-Nov-2015 17:58
Bromodichloromethane	ND		1.0	ug/L	1	12-Nov-2015 17:58
Bromoform	ND		1.0	ug/L	1	12-Nov-2015 17:58
Bromomethane	ND		1.0	ug/L	1	12-Nov-2015 17:58
Carbon disulfide	ND		2.0	ug/L	1	12-Nov-2015 17:58
Carbon tetrachloride	ND		1.0	ug/L	1	12-Nov-2015 17:58
Chlorobenzene	ND		1.0	ug/L	1	12-Nov-2015 17:58
Chloroethane	ND		1.0	ug/L	1	12-Nov-2015 17:58

Note: See Qualifiers Page for a list of qualifiers and their explanation.

RIGHT SOLUTIONS | RIGHT PARTNER

Client: EarthCon
Project: Transwestern Compressor Sta. #9
Sample ID: MW-22
Collection Date: 05-Nov-2015 15:05

ANALYTICAL REPORT
WorkOrder:HS15110447
Lab ID:HS15110447-11
Matrix:Water

ANALYSES	RESULT	QUAL	REPORT LIMIT	UNITS	DILUTION FACTOR	DATE ANALYZED
LOW LEVEL VOLATILES BY SW8260C		**Method:SW8260**				Analyst: AKP
Chloroform	ND		1.0	ug/L	1	12-Nov-2015 17:58
Chloromethane	ND		1.0	ug/L	1	12-Nov-2015 17:58
cis-1,2-Dichloroethene	ND		1.0	ug/L	1	12-Nov-2015 17:58
cis-1,3-Dichloropropene	ND		1.0	ug/L	1	12-Nov-2015 17:58
Dibromochloromethane	ND		1.0	ug/L	1	12-Nov-2015 17:58
Dibromomethane	ND		1.0	ug/L	1	12-Nov-2015 17:58
Dichlorodifluoromethane	ND		1.0	ug/L	1	12-Nov-2015 17:58
Ethylbenzene	ND		1.0	ug/L	1	12-Nov-2015 17:58
Hexachlorobutadiene	ND		1.0	ug/L	1	12-Nov-2015 17:58
Isopropylbenzene	ND		1.0	ug/L	1	12-Nov-2015 17:58
Methyl tert-butyl ether	ND		1.0	ug/L	1	12-Nov-2015 17:58
Methylene chloride	ND		2.0	ug/L	1	12-Nov-2015 17:58
Naphthalene	ND		1.0	ug/L	1	12-Nov-2015 17:58
n-Butylbenzene	ND		1.0	ug/L	1	12-Nov-2015 17:58
n-Propylbenzene	ND		1.0	ug/L	1	12-Nov-2015 17:58
sec-Butylbenzene	ND		1.0	ug/L	1	12-Nov-2015 17:58
Styrene	ND		1.0	ug/L	1	12-Nov-2015 17:58
tert-Butylbenzene	ND		1.0	ug/L	1	12-Nov-2015 17:58
Tetrachloroethene	ND		1.0	ug/L	1	12-Nov-2015 17:58
Toluene	ND		1.0	ug/L	1	12-Nov-2015 17:58
trans-1,2-Dichloroethene	ND		1.0	ug/L	1	12-Nov-2015 17:58
trans-1,3-Dichloropropene	ND		1.0	ug/L	1	12-Nov-2015 17:58
Trichloroethene	ND		1.0	ug/L	1	12-Nov-2015 17:58
Trichlorofluoromethane	ND		1.0	ug/L	1	12-Nov-2015 17:58
Vinyl chloride	ND		1.0	ug/L	1	12-Nov-2015 17:58
Xylenes, Total	ND		3.0	ug/L	1	12-Nov-2015 17:58
Surr: 1,2-Dichloroethane-d4	*95.0*		*71-125*	*%REC*	*1*	*12-Nov-2015 17:58*
Surr: 1,2-Dichloroethane-d4	*106*		*71-125*	*%REC*	*1*	*16-Nov-2015 11:43*
Surr: 4-Bromofluorobenzene	*94.2*		*70-125*	*%REC*	*1*	*12-Nov-2015 17:58*
Surr: 4-Bromofluorobenzene	*92.4*		*70-125*	*%REC*	*1*	*16-Nov-2015 11:43*
Surr: Dibromofluoromethane	*98.3*		*74-125*	*%REC*	*1*	*12-Nov-2015 17:58*
Surr: Dibromofluoromethane	*106*		*74-125*	*%REC*	*1*	*16-Nov-2015 11:43*
Surr: Toluene-d8	*104*		*75-125*	*%REC*	*1*	*12-Nov-2015 17:58*
Surr: Toluene-d8	*103*		*75-125*	*%REC*	*1*	*16-Nov-2015 11:43*

Note: See Qualifiers Page for a list of qualifiers and their explanation.

RIGHT SOLUTIONS | RIGHT PARTNER

Client: EarthCon **ANALYTICAL REPORT**
Project: Transwestern Compressor Sta. #9 WorkOrder:HS15110447
Sample ID: MW-20 Lab ID:HS15110447-12
Collection Date: 05-Nov-2015 15:39 Matrix:Water

ANALYSES	RESULT	QUAL	REPORT LIMIT	UNITS	DILUTION FACTOR	DATE ANALYZED
LOW LEVEL VOLATILES BY SW8260C		**Method:SW8260**				Analyst: AKP
1,1,1,2-Tetrachloroethane	ND		1.0	ug/L	1	12-Nov-2015 18:23
1,1,1-Trichloroethane	ND		1.0	ug/L	1	12-Nov-2015 18:23
1,1,2,2-Tetrachloroethane	ND		1.0	ug/L	1	12-Nov-2015 18:23
1,1,2-Trichloroethane	ND		1.0	ug/L	1	12-Nov-2015 18:23
1,1-Dichloroethane	**16**		**1.0**	**ug/L**	1	12-Nov-2015 18:23
1,1-Dichloroethene	**8.6**		**1.0**	**ug/L**	1	12-Nov-2015 18:23
1,1-Dichloropropene	ND		1.0	ug/L	1	12-Nov-2015 18:23
1,2,3-Trichlorobenzene	ND		1.0	ug/L	1	12-Nov-2015 18:23
1,2,3-Trichloropropane	ND		1.0	ug/L	1	12-Nov-2015 18:23
1,2,4-Trichlorobenzene	ND		1.0	ug/L	1	12-Nov-2015 18:23
1,2,4-Trimethylbenzene	ND		1.0	ug/L	1	12-Nov-2015 18:23
1,2-Dibromo-3-chloropropane	ND		1.0	ug/L	1	12-Nov-2015 18:23
1,2-Dibromoethane	ND		1.0	ug/L	1	12-Nov-2015 18:23
1,2-Dichlorobenzene	ND		1.0	ug/L	1	12-Nov-2015 18:23
1,2-Dichloroethane	ND		1.0	ug/L	1	12-Nov-2015 18:23
1,2-Dichloropropane	ND		1.0	ug/L	1	12-Nov-2015 18:23
1,3,5-Trimethylbenzene	ND		1.0	ug/L	1	12-Nov-2015 18:23
1,3-Dichlorobenzene	ND		1.0	ug/L	1	12-Nov-2015 18:23
1,3-Dichloropropane	ND		1.0	ug/L	1	12-Nov-2015 18:23
1,4-Dichlorobenzene	ND		1.0	ug/L	1	12-Nov-2015 18:23
1-Methylnaphthalene	ND		1.0	ug/L	1	16-Nov-2015 12:09
2,2-Dichloropropane	ND		1.0	ug/L	1	12-Nov-2015 18:23
2-Butanone	ND		2.0	ug/L	1	12-Nov-2015 18:23
2-Chlorotoluene	ND		1.0	ug/L	1	12-Nov-2015 18:23
2-Hexanone	ND		2.0	ug/L	1	12-Nov-2015 18:23
2-Methylnaphthalene	ND	n	1.0	ug/L	1	12-Nov-2015 18:23
4-Chlorotoluene	ND		1.0	ug/L	1	12-Nov-2015 18:23
4-Isopropyltoluene	ND		1.0	ug/L	1	12-Nov-2015 18:23
4-Methyl-2-pentanone	ND		2.0	ug/L	1	12-Nov-2015 18:23
Acetone	ND		2.0	ug/L	1	12-Nov-2015 18:23
Benzene	ND		1.0	ug/L	1	12-Nov-2015 18:23
Bromobenzene	ND		1.0	ug/L	1	12-Nov-2015 18:23
Bromodichloromethane	ND		1.0	ug/L	1	12-Nov-2015 18:23
Bromoform	ND		1.0	ug/L	1	12-Nov-2015 18:23
Bromomethane	ND		1.0	ug/L	1	12-Nov-2015 18:23
Carbon disulfide	ND		2.0	ug/L	1	12-Nov-2015 18:23
Carbon tetrachloride	ND		1.0	ug/L	1	12-Nov-2015 18:23
Chlorobenzene	ND		1.0	ug/L	1	12-Nov-2015 18:23
Chloroethane	ND		1.0	ug/L	1	12-Nov-2015 18:23

Note: See Qualifiers Page for a list of qualifiers and their explanation.

RIGHT SOLUTIONS | RIGHT PARTNER

Client: EarthCon **ANALYTICAL REPORT**
Project: Transwestern Compressor Sta. #9 WorkOrder:HS15110447
Sample ID: MW-20 Lab ID:HS15110447-12
Collection Date: 05-Nov-2015 15:39 Matrix:Water

ANALYSES	RESULT	QUAL	REPORT LIMIT	UNITS	DILUTION FACTOR	DATE ANALYZED
LOW LEVEL VOLATILES BY SW8260C	**Method:SW8260**					Analyst: AKP
Chloroform	ND		1.0	ug/L	1	12-Nov-2015 18:23
Chloromethane	ND		1.0	ug/L	1	12-Nov-2015 18:23
cis-1,2-Dichloroethene	ND		1.0	ug/L	1	12-Nov-2015 18:23
cis-1,3-Dichloropropene	ND		1.0	ug/L	1	12-Nov-2015 18:23
Dibromochloromethane	ND		1.0	ug/L	1	12-Nov-2015 18:23
Dibromomethane	ND		1.0	ug/L	1	12-Nov-2015 18:23
Dichlorodifluoromethane	ND		1.0	ug/L	1	12-Nov-2015 18:23
Ethylbenzene	ND		1.0	ug/L	1	12-Nov-2015 18:23
Hexachlorobutadiene	ND		1.0	ug/L	1	12-Nov-2015 18:23
Isopropylbenzene	ND		1.0	ug/L	1	12-Nov-2015 18:23
Methyl tert-butyl ether	ND		1.0	ug/L	1	12-Nov-2015 18:23
Methylene chloride	ND		2.0	ug/L	1	12-Nov-2015 18:23
Naphthalene	ND		1.0	ug/L	1	12-Nov-2015 18:23
n-Butylbenzene	ND		1.0	ug/L	1	12-Nov-2015 18:23
n-Propylbenzene	ND		1.0	ug/L	1	12-Nov-2015 18:23
sec-Butylbenzene	ND		1.0	ug/L	1	12-Nov-2015 18:23
Styrene	ND		1.0	ug/L	1	12-Nov-2015 18:23
tert-Butylbenzene	ND		1.0	ug/L	1	12-Nov-2015 18:23
Tetrachloroethene	ND		1.0	ug/L	1	12-Nov-2015 18:23
Toluene	ND		1.0	ug/L	1	12-Nov-2015 18:23
trans-1,2-Dichloroethene	ND		1.0	ug/L	1	12-Nov-2015 18:23
trans-1,3-Dichloropropene	ND		1.0	ug/L	1	12-Nov-2015 18:23
Trichloroethene	ND		1.0	ug/L	1	12-Nov-2015 18:23
Trichlorofluoromethane	ND		1.0	ug/L	1	12-Nov-2015 18:23
Vinyl chloride	ND		1.0	ug/L	1	12-Nov-2015 18:23
Xylenes, Total	ND		3.0	ug/L	1	12-Nov-2015 18:23
Surr: 1,2-Dichloroethane-d4	*95.7*		*71-125*	*%REC*	*1*	*12-Nov-2015 18:23*
Surr: 1,2-Dichloroethane-d4	*109*		*71-125*	*%REC*	*1*	*16-Nov-2015 12:09*
Surr: 4-Bromofluorobenzene	*89.6*		*70-125*	*%REC*	*1*	*12-Nov-2015 18:23*
Surr: 4-Bromofluorobenzene	*93.1*		*70-125*	*%REC*	*1*	*16-Nov-2015 12:09*
Surr: Dibromofluoromethane	*99.9*		*74-125*	*%REC*	*1*	*12-Nov-2015 18:23*
Surr: Dibromofluoromethane	*105*		*74-125*	*%REC*	*1*	*16-Nov-2015 12:09*
Surr: Toluene-d8	*100*		*75-125*	*%REC*	*1*	*12-Nov-2015 18:23*
Surr: Toluene-d8	*104*		*75-125*	*%REC*	*1*	*16-Nov-2015 12:09*

Note: See Qualifiers Page for a list of qualifiers and their explanation.

RIGHT SOLUTIONS | RIGHT PARTNER

Client: EarthCon
Project: Transwestern Compressor Sta. #9
Sample ID: MW-26
Collection Date: 05-Nov-2015 16:04

ANALYTICAL REPORT
WorkOrder:HS15110447
Lab ID:HS15110447-13
Matrix:Water

ANALYSES	RESULT	QUAL	REPORT LIMIT	UNITS	DILUTION FACTOR	DATE ANALYZED
LOW LEVEL VOLATILES BY SW8260C		**Method:SW8260**				Analyst: AKP
1,1,1,2-Tetrachloroethane	ND		1.0	ug/L	1	12-Nov-2015 18:48
1,1,1-Trichloroethane	ND		1.0	ug/L	1	12-Nov-2015 18:48
1,1,2,2-Tetrachloroethane	ND		1.0	ug/L	1	12-Nov-2015 18:48
1,1,2-Trichloroethane	ND		1.0	ug/L	1	12-Nov-2015 18:48
1,1-Dichloroethane	**11**		**1.0**	**ug/L**	1	12-Nov-2015 18:48
1,1-Dichloroethene	**71**		**1.0**	**ug/L**	1	12-Nov-2015 18:48
1,1-Dichloropropene	ND		1.0	ug/L	1	12-Nov-2015 18:48
1,2,3-Trichlorobenzene	ND		1.0	ug/L	1	12-Nov-2015 18:48
1,2,3-Trichloropropane	ND		1.0	ug/L	1	12-Nov-2015 18:48
1,2,4-Trichlorobenzene	ND		1.0	ug/L	1	12-Nov-2015 18:48
1,2,4-Trimethylbenzene	ND		1.0	ug/L	1	12-Nov-2015 18:48
1,2-Dibromo-3-chloropropane	ND		1.0	ug/L	1	12-Nov-2015 18:48
1,2-Dibromoethane	ND		1.0	ug/L	1	12-Nov-2015 18:48
1,2-Dichlorobenzene	ND		1.0	ug/L	1	12-Nov-2015 18:48
1,2-Dichloroethane	ND		1.0	ug/L	1	12-Nov-2015 18:48
1,2-Dichloropropane	ND		1.0	ug/L	1	12-Nov-2015 18:48
1,3,5-Trimethylbenzene	ND		1.0	ug/L	1	12-Nov-2015 18:48
1,3-Dichlorobenzene	ND		1.0	ug/L	1	12-Nov-2015 18:48
1,3-Dichloropropane	ND		1.0	ug/L	1	12-Nov-2015 18:48
1,4-Dichlorobenzene	ND		1.0	ug/L	1	12-Nov-2015 18:48
1-Methylnaphthalene	ND		1.0	ug/L	1	16-Nov-2015 12:34
2,2-Dichloropropane	ND		1.0	ug/L	1	12-Nov-2015 18:48
2-Butanone	ND		2.0	ug/L	1	12-Nov-2015 18:48
2-Chlorotoluene	ND		1.0	ug/L	1	12-Nov-2015 18:48
2-Hexanone	ND		2.0	ug/L	1	12-Nov-2015 18:48
2-Methylnaphthalene	ND	n	1.0	ug/L	1	12-Nov-2015 18:48
4-Chlorotoluene	ND		1.0	ug/L	1	12-Nov-2015 18:48
4-Isopropyltoluene	ND		1.0	ug/L	1	12-Nov-2015 18:48
4-Methyl-2-pentanone	ND		2.0	ug/L	1	12-Nov-2015 18:48
Acetone	ND		2.0	ug/L	1	12-Nov-2015 18:48
Benzene	ND		1.0	ug/L	1	12-Nov-2015 18:48
Bromobenzene	ND		1.0	ug/L	1	12-Nov-2015 18:48
Bromodichloromethane	ND		1.0	ug/L	1	12-Nov-2015 18:48
Bromoform	ND		1.0	ug/L	1	12-Nov-2015 18:48
Bromomethane	ND		1.0	ug/L	1	12-Nov-2015 18:48
Carbon disulfide	ND		2.0	ug/L	1	12-Nov-2015 18:48
Carbon tetrachloride	ND		1.0	ug/L	1	12-Nov-2015 18:48
Chlorobenzene	ND		1.0	ug/L	1	12-Nov-2015 18:48
Chloroethane	ND		1.0	ug/L	1	12-Nov-2015 18:48

Note: See Qualifiers Page for a list of qualifiers and their explanation.

RIGHT SOLUTIONS | RIGHT PARTNER

Client: EarthCon
Project: Transwestern Compressor Sta. #9
Sample ID: MW-26
Collection Date: 05-Nov-2015 16:04

ANALYTICAL REPORT
WorkOrder:HS15110447
Lab ID:HS15110447-13
Matrix:Water

ANALYSES	RESULT	QUAL	REPORT LIMIT	UNITS	DILUTION FACTOR	DATE ANALYZED
LOW LEVEL VOLATILES BY SW8260C		**Method:SW8260**				Analyst: AKP
Chloroform	ND		1.0	ug/L	1	12-Nov-2015 18:48
Chloromethane	ND		1.0	ug/L	1	12-Nov-2015 18:48
cis-1,2-Dichloroethene	ND		1.0	ug/L	1	12-Nov-2015 18:48
cis-1,3-Dichloropropene	ND		1.0	ug/L	1	12-Nov-2015 18:48
Dibromochloromethane	ND		1.0	ug/L	1	12-Nov-2015 18:48
Dibromomethane	ND		1.0	ug/L	1	12-Nov-2015 18:48
Dichlorodifluoromethane	ND		1.0	ug/L	1	12-Nov-2015 18:48
Ethylbenzene	ND		1.0	ug/L	1	12-Nov-2015 18:48
Hexachlorobutadiene	ND		1.0	ug/L	1	12-Nov-2015 18:48
Isopropylbenzene	ND		1.0	ug/L	1	12-Nov-2015 18:48
Methyl tert-butyl ether	ND		1.0	ug/L	1	12-Nov-2015 18:48
Methylene chloride	ND		2.0	ug/L	1	12-Nov-2015 18:48
Naphthalene	ND		1.0	ug/L	1	12-Nov-2015 18:48
n-Butylbenzene	ND		1.0	ug/L	1	12-Nov-2015 18:48
n-Propylbenzene	ND		1.0	ug/L	1	12-Nov-2015 18:48
sec-Butylbenzene	ND		1.0	ug/L	1	12-Nov-2015 18:48
Styrene	ND		1.0	ug/L	1	12-Nov-2015 18:48
tert-Butylbenzene	ND		1.0	ug/L	1	12-Nov-2015 18:48
Tetrachloroethene	ND		1.0	ug/L	1	12-Nov-2015 18:48
Toluene	ND		1.0	ug/L	1	12-Nov-2015 18:48
trans-1,2-Dichloroethene	ND		1.0	ug/L	1	12-Nov-2015 18:48
trans-1,3-Dichloropropene	ND		1.0	ug/L	1	12-Nov-2015 18:48
Trichloroethene	ND		1.0	ug/L	1	12-Nov-2015 18:48
Trichlorofluoromethane	ND		1.0	ug/L	1	12-Nov-2015 18:48
Vinyl chloride	ND		1.0	ug/L	1	12-Nov-2015 18:48
Xylenes, Total	ND		3.0	ug/L	1	12-Nov-2015 18:48
Surr: 1,2-Dichloroethane-d4	*101*		*71-125*	*%REC*	*1*	*12-Nov-2015 18:48*
Surr: 1,2-Dichloroethane-d4	*104*		*71-125*	*%REC*	*1*	*16-Nov-2015 12:34*
Surr: 4-Bromofluorobenzene	*89.6*		*70-125*	*%REC*	*1*	*12-Nov-2015 18:48*
Surr: 4-Bromofluorobenzene	*90.2*		*70-125*	*%REC*	*1*	*16-Nov-2015 12:34*
Surr: Dibromofluoromethane	*102*		*74-125*	*%REC*	*1*	*12-Nov-2015 18:48*
Surr: Dibromofluoromethane	*99.3*		*74-125*	*%REC*	*1*	*16-Nov-2015 12:34*
Surr: Toluene-d8	*101*		*75-125*	*%REC*	*1*	*12-Nov-2015 18:48*
Surr: Toluene-d8	*102*		*75-125*	*%REC*	*1*	*16-Nov-2015 12:34*

Note: See Qualifiers Page for a list of qualifiers and their explanation.

RIGHT SOLUTIONS | RIGHT PARTNER

Client: EarthCon
Project: Transwestern Compressor Sta. #9
Sample ID: MW-42
Collection Date: 06-Nov-2015 09:15

ANALYTICAL REPORT
WorkOrder:HS15110447
Lab ID:HS15110447-14
Matrix:Water

ANALYSES	RESULT	QUAL	REPORT LIMIT	UNITS	DILUTION FACTOR	DATE ANALYZED
LOW LEVEL VOLATILES BY SW8260C		**Method:SW8260**				Analyst: AKP
1,1,1,2-Tetrachloroethane	ND		1.0	ug/L	1	12-Nov-2015 19:14
1,1,1-Trichloroethane	ND		1.0	ug/L	1	12-Nov-2015 19:14
1,1,2,2-Tetrachloroethane	ND		1.0	ug/L	1	12-Nov-2015 19:14
1,1,2-Trichloroethane	ND		1.0	ug/L	1	12-Nov-2015 19:14
1,1-Dichloroethane	ND		1.0	ug/L	1	12-Nov-2015 19:14
1,1-Dichloroethene	ND		1.0	ug/L	1	12-Nov-2015 19:14
1,1-Dichloropropene	ND		1.0	ug/L	1	12-Nov-2015 19:14
1,2,3-Trichlorobenzene	ND		1.0	ug/L	1	12-Nov-2015 19:14
1,2,3-Trichloropropane	ND		1.0	ug/L	1	12-Nov-2015 19:14
1,2,4-Trichlorobenzene	ND		1.0	ug/L	1	12-Nov-2015 19:14
1,2,4-Trimethylbenzene	ND		1.0	ug/L	1	12-Nov-2015 19:14
1,2-Dibromo-3-chloropropane	ND		1.0	ug/L	1	12-Nov-2015 19:14
1,2-Dibromoethane	ND		1.0	ug/L	1	12-Nov-2015 19:14
1,2-Dichlorobenzene	ND		1.0	ug/L	1	12-Nov-2015 19:14
1,2-Dichloroethane	ND		1.0	ug/L	1	12-Nov-2015 19:14
1,2-Dichloropropane	ND		1.0	ug/L	1	12-Nov-2015 19:14
1,3,5-Trimethylbenzene	ND		1.0	ug/L	1	12-Nov-2015 19:14
1,3-Dichlorobenzene	ND		1.0	ug/L	1	12-Nov-2015 19:14
1,3-Dichloropropane	ND		1.0	ug/L	1	12-Nov-2015 19:14
1,4-Dichlorobenzene	ND		1.0	ug/L	1	12-Nov-2015 19:14
1-Methylnaphthalene	ND		1.0	ug/L	1	16-Nov-2015 13:00
2,2-Dichloropropane	ND		1.0	ug/L	1	12-Nov-2015 19:14
2-Butanone	ND		2.0	ug/L	1	12-Nov-2015 19:14
2-Chlorotoluene	ND		1.0	ug/L	1	12-Nov-2015 19:14
2-Hexanone	ND		2.0	ug/L	1	12-Nov-2015 19:14
2-Methylnaphthalene	ND	n	1.0	ug/L	1	12-Nov-2015 19:14
4-Chlorotoluene	ND		1.0	ug/L	1	12-Nov-2015 19:14
4-Isopropyltoluene	ND		1.0	ug/L	1	12-Nov-2015 19:14
4-Methyl-2-pentanone	ND		2.0	ug/L	1	12-Nov-2015 19:14
Acetone	ND		2.0	ug/L	1	12-Nov-2015 19:14
Benzene	ND		1.0	ug/L	1	12-Nov-2015 19:14
Bromobenzene	ND		1.0	ug/L	1	12-Nov-2015 19:14
Bromodichloromethane	ND		1.0	ug/L	1	12-Nov-2015 19:14
Bromoform	ND		1.0	ug/L	1	12-Nov-2015 19:14
Bromomethane	ND		1.0	ug/L	1	12-Nov-2015 19:14
Carbon disulfide	ND		2.0	ug/L	1	12-Nov-2015 19:14
Carbon tetrachloride	ND		1.0	ug/L	1	12-Nov-2015 19:14
Chlorobenzene	ND		1.0	ug/L	1	12-Nov-2015 19:14
Chloroethane	ND		1.0	ug/L	1	12-Nov-2015 19:14

Note: See Qualifiers Page for a list of qualifiers and their explanation.

RIGHT SOLUTIONS | RIGHT PARTNER

Client: EarthCon
Project: Transwestern Compressor Sta. #9
Sample ID: MW-42
Collection Date: 06-Nov-2015 09:15

ANALYTICAL REPORT
WorkOrder:HS15110447
Lab ID:HS15110447-14
Matrix:Water

ANALYSES	RESULT	QUAL	REPORT LIMIT	UNITS	DILUTION FACTOR	DATE ANALYZED
LOW LEVEL VOLATILES BY SW8260C	**Method:SW8260**					Analyst: AKP
Chloroform	ND		1.0	ug/L	1	12-Nov-2015 19:14
Chloromethane	ND		1.0	ug/L	1	12-Nov-2015 19:14
cis-1,2-Dichloroethene	ND		1.0	ug/L	1	12-Nov-2015 19:14
cis-1,3-Dichloropropene	ND		1.0	ug/L	1	12-Nov-2015 19:14
Dibromochloromethane	ND		1.0	ug/L	1	12-Nov-2015 19:14
Dibromomethane	ND		1.0	ug/L	1	12-Nov-2015 19:14
Dichlorodifluoromethane	ND		1.0	ug/L	1	12-Nov-2015 19:14
Ethylbenzene	ND		1.0	ug/L	1	12-Nov-2015 19:14
Hexachlorobutadiene	ND		1.0	ug/L	1	12-Nov-2015 19:14
Isopropylbenzene	ND		1.0	ug/L	1	12-Nov-2015 19:14
Methyl tert-butyl ether	ND		1.0	ug/L	1	12-Nov-2015 19:14
Methylene chloride	ND		2.0	ug/L	1	12-Nov-2015 19:14
Naphthalene	ND		1.0	ug/L	1	12-Nov-2015 19:14
n-Butylbenzene	ND		1.0	ug/L	1	12-Nov-2015 19:14
n-Propylbenzene	ND		1.0	ug/L	1	12-Nov-2015 19:14
sec-Butylbenzene	ND		1.0	ug/L	1	12-Nov-2015 19:14
Styrene	ND		1.0	ug/L	1	12-Nov-2015 19:14
tert-Butylbenzene	ND		1.0	ug/L	1	12-Nov-2015 19:14
Tetrachloroethene	ND		1.0	ug/L	1	12-Nov-2015 19:14
Toluene	ND		1.0	ug/L	1	12-Nov-2015 19:14
trans-1,2-Dichloroethene	ND		1.0	ug/L	1	12-Nov-2015 19:14
trans-1,3-Dichloropropene	ND		1.0	ug/L	1	12-Nov-2015 19:14
Trichloroethene	ND		1.0	ug/L	1	12-Nov-2015 19:14
Trichlorofluoromethane	ND		1.0	ug/L	1	12-Nov-2015 19:14
Vinyl chloride	ND		1.0	ug/L	1	12-Nov-2015 19:14
Xylenes, Total	ND		3.0	ug/L	1	12-Nov-2015 19:14
Surr: 1,2-Dichloroethane-d4	*94.5*		*71-125*	*%REC*	*1*	*12-Nov-2015 19:14*
Surr: 1,2-Dichloroethane-d4	*104*		*71-125*	*%REC*	*1*	*16-Nov-2015 13:00*
Surr: 4-Bromofluorobenzene	*90.3*		*70-125*	*%REC*	*1*	*12-Nov-2015 19:14*
Surr: 4-Bromofluorobenzene	*89.9*		*70-125*	*%REC*	*1*	*16-Nov-2015 13:00*
Surr: Dibromofluoromethane	*101*		*74-125*	*%REC*	*1*	*12-Nov-2015 19:14*
Surr: Dibromofluoromethane	*104*		*74-125*	*%REC*	*1*	*16-Nov-2015 13:00*
Surr: Toluene-d8	*99.0*		*75-125*	*%REC*	*1*	*12-Nov-2015 19:14*
Surr: Toluene-d8	*102*		*75-125*	*%REC*	*1*	*16-Nov-2015 13:00*

Note: See Qualifiers Page for a list of qualifiers and their explanation.

RIGHT SOLUTIONS | RIGHT PARTNER

Client: EarthCon
Project: Transwestern Compressor Sta. #9
Sample ID: MW-42 Duplicate
Collection Date: 06-Nov-2015 09:15

ANALYTICAL REPORT
WorkOrder:HS15110447
Lab ID:HS15110447-15
Matrix:Water

ANALYSES	RESULT	QUAL	REPORT LIMIT	UNITS	DILUTION FACTOR	DATE ANALYZED
LOW LEVEL VOLATILES BY SW8260C		**Method:SW8260**				Analyst: AKP
1,1,1,2-Tetrachloroethane	ND		1.0	ug/L	1	12-Nov-2015 19:38
1,1,1-Trichloroethane	ND		1.0	ug/L	1	12-Nov-2015 19:38
1,1,2,2-Tetrachloroethane	ND		1.0	ug/L	1	12-Nov-2015 19:38
1,1,2-Trichloroethane	ND		1.0	ug/L	1	12-Nov-2015 19:38
1,1-Dichloroethane	ND		1.0	ug/L	1	12-Nov-2015 19:38
1,1-Dichloroethene	ND		1.0	ug/L	1	12-Nov-2015 19:38
1,1-Dichloropropene	ND		1.0	ug/L	1	12-Nov-2015 19:38
1,2,3-Trichlorobenzene	ND		1.0	ug/L	1	12-Nov-2015 19:38
1,2,3-Trichloropropane	ND		1.0	ug/L	1	12-Nov-2015 19:38
1,2,4-Trichlorobenzene	ND		1.0	ug/L	1	12-Nov-2015 19:38
1,2,4-Trimethylbenzene	ND		1.0	ug/L	1	12-Nov-2015 19:38
1,2-Dibromo-3-chloropropane	ND		1.0	ug/L	1	12-Nov-2015 19:38
1,2-Dibromoethane	ND		1.0	ug/L	1	12-Nov-2015 19:38
1,2-Dichlorobenzene	ND		1.0	ug/L	1	12-Nov-2015 19:38
1,2-Dichloroethane	ND		1.0	ug/L	1	12-Nov-2015 19:38
1,2-Dichloropropane	ND		1.0	ug/L	1	12-Nov-2015 19:38
1,3,5-Trimethylbenzene	ND		1.0	ug/L	1	12-Nov-2015 19:38
1,3-Dichlorobenzene	ND		1.0	ug/L	1	12-Nov-2015 19:38
1,3-Dichloropropane	ND		1.0	ug/L	1	12-Nov-2015 19:38
1,4-Dichlorobenzene	ND		1.0	ug/L	1	12-Nov-2015 19:38
1-Methylnaphthalene	ND		1.0	ug/L	1	16-Nov-2015 13:25
2,2-Dichloropropane	ND		1.0	ug/L	1	12-Nov-2015 19:38
2-Butanone	ND		2.0	ug/L	1	12-Nov-2015 19:38
2-Chlorotoluene	ND		1.0	ug/L	1	12-Nov-2015 19:38
2-Hexanone	ND		2.0	ug/L	1	12-Nov-2015 19:38
2-Methylnaphthalene	ND	n	1.0	ug/L	1	12-Nov-2015 19:38
4-Chlorotoluene	ND		1.0	ug/L	1	12-Nov-2015 19:38
4-Isopropyltoluene	ND		1.0	ug/L	1	12-Nov-2015 19:38
4-Methyl-2-pentanone	ND		2.0	ug/L	1	12-Nov-2015 19:38
Acetone	ND		2.0	ug/L	1	12-Nov-2015 19:38
Benzene	ND		1.0	ug/L	1	12-Nov-2015 19:38
Bromobenzene	ND		1.0	ug/L	1	12-Nov-2015 19:38
Bromodichloromethane	ND		1.0	ug/L	1	12-Nov-2015 19:38
Bromoform	ND		1.0	ug/L	1	12-Nov-2015 19:38
Bromomethane	ND		1.0	ug/L	1	12-Nov-2015 19:38
Carbon disulfide	ND		2.0	ug/L	1	12-Nov-2015 19:38
Carbon tetrachloride	ND		1.0	ug/L	1	12-Nov-2015 19:38
Chlorobenzene	ND		1.0	ug/L	1	12-Nov-2015 19:38
Chloroethane	ND		1.0	ug/L	1	12-Nov-2015 19:38

Note: See Qualifiers Page for a list of qualifiers and their explanation.

RIGHT SOLUTIONS | RIGHT PARTNER

Client: EarthCon
Project: Transwestern Compressor Sta. #9
Sample ID: MW-42 Duplicate
Collection Date: 06-Nov-2015 09:15

ANALYTICAL REPORT
WorkOrder:HS15110447
Lab ID:HS15110447-15
Matrix:Water

ANALYSES	RESULT	QUAL	REPORT LIMIT	UNITS	DILUTION FACTOR	DATE ANALYZED
LOW LEVEL VOLATILES BY SW8260C	**Method:SW8260**					Analyst: AKP
Chloroform	ND		1.0	ug/L	1	12-Nov-2015 19:38
Chloromethane	ND		1.0	ug/L	1	12-Nov-2015 19:38
cis-1,2-Dichloroethene	ND		1.0	ug/L	1	12-Nov-2015 19:38
cis-1,3-Dichloropropene	ND		1.0	ug/L	1	12-Nov-2015 19:38
Dibromochloromethane	ND		1.0	ug/L	1	12-Nov-2015 19:38
Dibromomethane	ND		1.0	ug/L	1	12-Nov-2015 19:38
Dichlorodifluoromethane	ND		1.0	ug/L	1	12-Nov-2015 19:38
Ethylbenzene	ND		1.0	ug/L	1	12-Nov-2015 19:38
Hexachlorobutadiene	ND		1.0	ug/L	1	12-Nov-2015 19:38
Isopropylbenzene	ND		1.0	ug/L	1	12-Nov-2015 19:38
Methyl tert-butyl ether	ND		1.0	ug/L	1	12-Nov-2015 19:38
Methylene chloride	ND		2.0	ug/L	1	12-Nov-2015 19:38
Naphthalene	ND		1.0	ug/L	1	12-Nov-2015 19:38
n-Butylbenzene	ND		1.0	ug/L	1	12-Nov-2015 19:38
n-Propylbenzene	ND		1.0	ug/L	1	12-Nov-2015 19:38
sec-Butylbenzene	ND		1.0	ug/L	1	12-Nov-2015 19:38
Styrene	ND		1.0	ug/L	1	12-Nov-2015 19:38
tert-Butylbenzene	ND		1.0	ug/L	1	12-Nov-2015 19:38
Tetrachloroethene	ND		1.0	ug/L	1	12-Nov-2015 19:38
Toluene	ND		1.0	ug/L	1	12-Nov-2015 19:38
trans-1,2-Dichloroethene	ND		1.0	ug/L	1	12-Nov-2015 19:38
trans-1,3-Dichloropropene	ND		1.0	ug/L	1	12-Nov-2015 19:38
Trichloroethene	ND		1.0	ug/L	1	12-Nov-2015 19:38
Trichlorofluoromethane	ND		1.0	ug/L	1	12-Nov-2015 19:38
Vinyl chloride	ND		1.0	ug/L	1	12-Nov-2015 19:38
Xylenes, Total	ND		3.0	ug/L	1	12-Nov-2015 19:38
Surr: 1,2-Dichloroethane-d4	*94.7*		*71-125*	*%REC*	*1*	*12-Nov-2015 19:38*
Surr: 1,2-Dichloroethane-d4	*107*		*71-125*	*%REC*	*1*	*16-Nov-2015 13:25*
Surr: 4-Bromofluorobenzene	*91.1*		*70-125*	*%REC*	*1*	*12-Nov-2015 19:38*
Surr: 4-Bromofluorobenzene	*91.4*		*70-125*	*%REC*	*1*	*16-Nov-2015 13:25*
Surr: Dibromofluoromethane	*100*		*74-125*	*%REC*	*1*	*12-Nov-2015 19:38*
Surr: Dibromofluoromethane	*101*		*74-125*	*%REC*	*1*	*16-Nov-2015 13:25*
Surr: Toluene-d8	*102*		*75-125*	*%REC*	*1*	*12-Nov-2015 19:38*
Surr: Toluene-d8	*103*		*75-125*	*%REC*	*1*	*16-Nov-2015 13:25*

Note: See Qualifiers Page for a list of qualifiers and their explanation.

RIGHT SOLUTIONS | RIGHT PARTNER

Client: EarthCon
Project: Transwestern Compressor Sta. #9
Sample ID: MW-40
Collection Date: 06-Nov-2015 09:52

ANALYTICAL REPORT
WorkOrder:HS15110447
Lab ID:HS15110447-16
Matrix:Water

ANALYSES	RESULT	QUAL	REPORT LIMIT	UNITS	DILUTION FACTOR	DATE ANALYZED
LOW LEVEL VOLATILES BY SW8260C		**Method:SW8260**				Analyst: AKP
1,1,1,2-Tetrachloroethane	ND		1.0	ug/L	1	12-Nov-2015 20:03
1,1,1-Trichloroethane	ND		1.0	ug/L	1	12-Nov-2015 20:03
1,1,2,2-Tetrachloroethane	ND		1.0	ug/L	1	12-Nov-2015 20:03
1,1,2-Trichloroethane	ND		1.0	ug/L	1	12-Nov-2015 20:03
1,1-Dichloroethane	ND		1.0	ug/L	1	12-Nov-2015 20:03
1,1-Dichloroethene	ND		1.0	ug/L	1	12-Nov-2015 20:03
1,1-Dichloropropene	ND		1.0	ug/L	1	12-Nov-2015 20:03
1,2,3-Trichlorobenzene	ND		1.0	ug/L	1	12-Nov-2015 20:03
1,2,3-Trichloropropane	ND		1.0	ug/L	1	12-Nov-2015 20:03
1,2,4-Trichlorobenzene	ND		1.0	ug/L	1	12-Nov-2015 20:03
1,2,4-Trimethylbenzene	ND		1.0	ug/L	1	12-Nov-2015 20:03
1,2-Dibromo-3-chloropropane	ND		1.0	ug/L	1	12-Nov-2015 20:03
1,2-Dibromoethane	ND		1.0	ug/L	1	12-Nov-2015 20:03
1,2-Dichlorobenzene	ND		1.0	ug/L	1	12-Nov-2015 20:03
1,2-Dichloroethane	ND		1.0	ug/L	1	12-Nov-2015 20:03
1,2-Dichloropropane	ND		1.0	ug/L	1	12-Nov-2015 20:03
1,3,5-Trimethylbenzene	ND		1.0	ug/L	1	12-Nov-2015 20:03
1,3-Dichlorobenzene	ND		1.0	ug/L	1	12-Nov-2015 20:03
1,3-Dichloropropane	ND		1.0	ug/L	1	12-Nov-2015 20:03
1,4-Dichlorobenzene	ND		1.0	ug/L	1	12-Nov-2015 20:03
1-Methylnaphthalene	ND		1.0	ug/L	1	16-Nov-2015 13:50
2,2-Dichloropropane	ND		1.0	ug/L	1	12-Nov-2015 20:03
2-Butanone	ND		2.0	ug/L	1	12-Nov-2015 20:03
2-Chlorotoluene	ND		1.0	ug/L	1	12-Nov-2015 20:03
2-Hexanone	ND		2.0	ug/L	1	12-Nov-2015 20:03
2-Methylnaphthalene	ND	n	1.0	ug/L	1	12-Nov-2015 20:03
4-Chlorotoluene	ND		1.0	ug/L	1	12-Nov-2015 20:03
4-Isopropyltoluene	ND		1.0	ug/L	1	12-Nov-2015 20:03
4-Methyl-2-pentanone	ND		2.0	ug/L	1	12-Nov-2015 20:03
Acetone	ND		2.0	ug/L	1	12-Nov-2015 20:03
Benzene	ND		1.0	ug/L	1	12-Nov-2015 20:03
Bromobenzene	ND		1.0	ug/L	1	12-Nov-2015 20:03
Bromodichloromethane	ND		1.0	ug/L	1	12-Nov-2015 20:03
Bromoform	ND		1.0	ug/L	1	12-Nov-2015 20:03
Bromomethane	ND		1.0	ug/L	1	12-Nov-2015 20:03
Carbon disulfide	ND		2.0	ug/L	1	12-Nov-2015 20:03
Carbon tetrachloride	ND		1.0	ug/L	1	12-Nov-2015 20:03
Chlorobenzene	ND		1.0	ug/L	1	12-Nov-2015 20:03
Chloroethane	ND		1.0	ug/L	1	12-Nov-2015 20:03

Note: See Qualifiers Page for a list of qualifiers and their explanation.

RIGHT SOLUTIONS | RIGHT PARTNER

Client: EarthCon
Project: Transwestern Compressor Sta. #9
Sample ID: MW-40
Collection Date: 06-Nov-2015 09:52

ANALYTICAL REPORT
WorkOrder:HS15110447
Lab ID:HS15110447-16
Matrix:Water

ANALYSES	RESULT	QUAL	REPORT LIMIT	UNITS	DILUTION FACTOR	DATE ANALYZED
LOW LEVEL VOLATILES BY SW8260C	**Method:SW8260**					Analyst: AKP
Chloroform	ND		1.0	ug/L	1	12-Nov-2015 20:03
Chloromethane	ND		1.0	ug/L	1	12-Nov-2015 20:03
cis-1,2-Dichloroethene	ND		1.0	ug/L	1	12-Nov-2015 20:03
cis-1,3-Dichloropropene	ND		1.0	ug/L	1	12-Nov-2015 20:03
Dibromochloromethane	ND		1.0	ug/L	1	12-Nov-2015 20:03
Dibromomethane	ND		1.0	ug/L	1	12-Nov-2015 20:03
Dichlorodifluoromethane	ND		1.0	ug/L	1	12-Nov-2015 20:03
Ethylbenzene	ND		1.0	ug/L	1	12-Nov-2015 20:03
Hexachlorobutadiene	ND		1.0	ug/L	1	12-Nov-2015 20:03
Isopropylbenzene	ND		1.0	ug/L	1	12-Nov-2015 20:03
Methyl tert-butyl ether	ND		1.0	ug/L	1	12-Nov-2015 20:03
Methylene chloride	ND		2.0	ug/L	1	12-Nov-2015 20:03
Naphthalene	ND		1.0	ug/L	1	12-Nov-2015 20:03
n-Butylbenzene	ND		1.0	ug/L	1	12-Nov-2015 20:03
n-Propylbenzene	ND		1.0	ug/L	1	12-Nov-2015 20:03
sec-Butylbenzene	ND		1.0	ug/L	1	12-Nov-2015 20:03
Styrene	ND		1.0	ug/L	1	12-Nov-2015 20:03
tert-Butylbenzene	ND		1.0	ug/L	1	12-Nov-2015 20:03
Tetrachloroethene	ND		1.0	ug/L	1	12-Nov-2015 20:03
Toluene	ND		1.0	ug/L	1	12-Nov-2015 20:03
trans-1,2-Dichloroethene	ND		1.0	ug/L	1	12-Nov-2015 20:03
trans-1,3-Dichloropropene	ND		1.0	ug/L	1	12-Nov-2015 20:03
Trichloroethene	ND		1.0	ug/L	1	12-Nov-2015 20:03
Trichlorofluoromethane	ND		1.0	ug/L	1	12-Nov-2015 20:03
Vinyl chloride	ND		1.0	ug/L	1	12-Nov-2015 20:03
Xylenes, Total	ND		3.0	ug/L	1	12-Nov-2015 20:03
Surr: 1,2-Dichloroethane-d4	*99.5*		*71-125*	*%REC*	*1*	*12-Nov-2015 20:03*
Surr: 1,2-Dichloroethane-d4	*106*		*71-125*	*%REC*	*1*	*16-Nov-2015 13:50*
Surr: 4-Bromofluorobenzene	*96.1*		*70-125*	*%REC*	*1*	*12-Nov-2015 20:03*
Surr: 4-Bromofluorobenzene	*91.9*		*70-125*	*%REC*	*1*	*16-Nov-2015 13:50*
Surr: Dibromofluoromethane	*102*		*74-125*	*%REC*	*1*	*12-Nov-2015 20:03*
Surr: Dibromofluoromethane	*104*		*74-125*	*%REC*	*1*	*16-Nov-2015 13:50*
Surr: Toluene-d8	*109*		*75-125*	*%REC*	*1*	*12-Nov-2015 20:03*
Surr: Toluene-d8	*104*		*75-125*	*%REC*	*1*	*16-Nov-2015 13:50*

Note: See Qualifiers Page for a list of qualifiers and their explanation.

RIGHT SOLUTIONS | RIGHT PARTNER

Client: EarthCon
Project: Transwestern Compressor Sta. #9
Sample ID: MW-41
Collection Date: 06-Nov-2015 10:35

ANALYTICAL REPORT
WorkOrder:HS15110447
Lab ID:HS15110447-17
Matrix:Water

ANALYSES	RESULT	QUAL	REPORT LIMIT	UNITS	DILUTION FACTOR	DATE ANALYZED
LOW LEVEL VOLATILES BY SW8260C		**Method:SW8260**				Analyst: AKP
1,1,1,2-Tetrachloroethane	ND		1.0	ug/L	1	12-Nov-2015 20:29
1,1,1-Trichloroethane	ND		1.0	ug/L	1	12-Nov-2015 20:29
1,1,2,2-Tetrachloroethane	ND		1.0	ug/L	1	12-Nov-2015 20:29
1,1,2-Trichloroethane	ND		1.0	ug/L	1	12-Nov-2015 20:29
1,1-Dichloroethane	ND		1.0	ug/L	1	12-Nov-2015 20:29
1,1-Dichloroethene	**1.4**		**1.0**	**ug/L**	1	12-Nov-2015 20:29
1,1-Dichloropropene	ND		1.0	ug/L	1	12-Nov-2015 20:29
1,2,3-Trichlorobenzene	ND		1.0	ug/L	1	12-Nov-2015 20:29
1,2,3-Trichloropropane	ND		1.0	ug/L	1	12-Nov-2015 20:29
1,2,4-Trichlorobenzene	ND		1.0	ug/L	1	12-Nov-2015 20:29
1,2,4-Trimethylbenzene	ND		1.0	ug/L	1	12-Nov-2015 20:29
1,2-Dibromo-3-chloropropane	ND		1.0	ug/L	1	12-Nov-2015 20:29
1,2-Dibromoethane	ND		1.0	ug/L	1	12-Nov-2015 20:29
1,2-Dichlorobenzene	ND		1.0	ug/L	1	12-Nov-2015 20:29
1,2-Dichloroethane	ND		1.0	ug/L	1	12-Nov-2015 20:29
1,2-Dichloropropane	ND		1.0	ug/L	1	12-Nov-2015 20:29
1,3,5-Trimethylbenzene	ND		1.0	ug/L	1	12-Nov-2015 20:29
1,3-Dichlorobenzene	ND		1.0	ug/L	1	12-Nov-2015 20:29
1,3-Dichloropropane	ND		1.0	ug/L	1	12-Nov-2015 20:29
1,4-Dichlorobenzene	ND		1.0	ug/L	1	12-Nov-2015 20:29
1-Methylnaphthalene	ND		1.0	ug/L	1	16-Nov-2015 14:16
2,2-Dichloropropane	ND		1.0	ug/L	1	12-Nov-2015 20:29
2-Butanone	ND		2.0	ug/L	1	12-Nov-2015 20:29
2-Chlorotoluene	ND		1.0	ug/L	1	12-Nov-2015 20:29
2-Hexanone	ND		2.0	ug/L	1	12-Nov-2015 20:29
2-Methylnaphthalene	ND	n	1.0	ug/L	1	12-Nov-2015 20:29
4-Chlorotoluene	ND		1.0	ug/L	1	12-Nov-2015 20:29
4-Isopropyltoluene	ND		1.0	ug/L	1	12-Nov-2015 20:29
4-Methyl-2-pentanone	ND		2.0	ug/L	1	12-Nov-2015 20:29
Acetone	ND		2.0	ug/L	1	12-Nov-2015 20:29
Benzene	ND		1.0	ug/L	1	12-Nov-2015 20:29
Bromobenzene	ND		1.0	ug/L	1	12-Nov-2015 20:29
Bromodichloromethane	ND		1.0	ug/L	1	12-Nov-2015 20:29
Bromoform	ND		1.0	ug/L	1	12-Nov-2015 20:29
Bromomethane	ND		1.0	ug/L	1	12-Nov-2015 20:29
Carbon disulfide	ND		2.0	ug/L	1	12-Nov-2015 20:29
Carbon tetrachloride	ND		1.0	ug/L	1	12-Nov-2015 20:29
Chlorobenzene	ND		1.0	ug/L	1	12-Nov-2015 20:29
Chloroethane	ND		1.0	ug/L	1	12-Nov-2015 20:29

Note: See Qualifiers Page for a list of qualifiers and their explanation.

RIGHT SOLUTIONS | RIGHT PARTNER

Client: EarthCon
Project: Transwestern Compressor Sta. #9
Sample ID: MW-41
Collection Date: 06-Nov-2015 10:35

ANALYTICAL REPORT
WorkOrder:HS15110447
Lab ID:HS15110447-17
Matrix:Water

ANALYSES	RESULT	QUAL	REPORT LIMIT	UNITS	DILUTION FACTOR	DATE ANALYZED
LOW LEVEL VOLATILES BY SW8260C	**Method:SW8260**					Analyst: AKP
Chloroform	ND		1.0	ug/L	1	12-Nov-2015 20:29
Chloromethane	ND		1.0	ug/L	1	12-Nov-2015 20:29
cis-1,2-Dichloroethene	ND		1.0	ug/L	1	12-Nov-2015 20:29
cis-1,3-Dichloropropene	ND		1.0	ug/L	1	12-Nov-2015 20:29
Dibromochloromethane	ND		1.0	ug/L	1	12-Nov-2015 20:29
Dibromomethane	ND		1.0	ug/L	1	12-Nov-2015 20:29
Dichlorodifluoromethane	ND		1.0	ug/L	1	12-Nov-2015 20:29
Ethylbenzene	ND		1.0	ug/L	1	12-Nov-2015 20:29
Hexachlorobutadiene	ND		1.0	ug/L	1	12-Nov-2015 20:29
Isopropylbenzene	ND		1.0	ug/L	1	12-Nov-2015 20:29
Methyl tert-butyl ether	ND		1.0	ug/L	1	12-Nov-2015 20:29
Methylene chloride	ND		2.0	ug/L	1	12-Nov-2015 20:29
Naphthalene	ND		1.0	ug/L	1	12-Nov-2015 20:29
n-Butylbenzene	ND		1.0	ug/L	1	12-Nov-2015 20:29
n-Propylbenzene	ND		1.0	ug/L	1	12-Nov-2015 20:29
sec-Butylbenzene	ND		1.0	ug/L	1	12-Nov-2015 20:29
Styrene	ND		1.0	ug/L	1	12-Nov-2015 20:29
tert-Butylbenzene	ND		1.0	ug/L	1	12-Nov-2015 20:29
Tetrachloroethene	ND		1.0	ug/L	1	12-Nov-2015 20:29
Toluene	ND		1.0	ug/L	1	12-Nov-2015 20:29
trans-1,2-Dichloroethene	ND		1.0	ug/L	1	12-Nov-2015 20:29
trans-1,3-Dichloropropene	ND		1.0	ug/L	1	12-Nov-2015 20:29
Trichloroethene	ND		1.0	ug/L	1	12-Nov-2015 20:29
Trichlorofluoromethane	ND		1.0	ug/L	1	12-Nov-2015 20:29
Vinyl chloride	ND		1.0	ug/L	1	12-Nov-2015 20:29
Xylenes, Total	ND		3.0	ug/L	1	12-Nov-2015 20:29
Surr: 1,2-Dichloroethane-d4	*101*		*71-125*	*%REC*	*1*	*12-Nov-2015 20:29*
Surr: 1,2-Dichloroethane-d4	*105*		*71-125*	*%REC*	*1*	*16-Nov-2015 14:16*
Surr: 4-Bromofluorobenzene	*90.0*		*70-125*	*%REC*	*1*	*12-Nov-2015 20:29*
Surr: 4-Bromofluorobenzene	*90.6*		*70-125*	*%REC*	*1*	*16-Nov-2015 14:16*
Surr: Dibromofluoromethane	*101*		*74-125*	*%REC*	*1*	*12-Nov-2015 20:29*
Surr: Dibromofluoromethane	*104*		*74-125*	*%REC*	*1*	*16-Nov-2015 14:16*
Surr: Toluene-d8	*101*		*75-125*	*%REC*	*1*	*12-Nov-2015 20:29*
Surr: Toluene-d8	*101*		*75-125*	*%REC*	*1*	*16-Nov-2015 14:16*

Note: See Qualifiers Page for a list of qualifiers and their explanation.

RIGHT SOLUTIONS | RIGHT PARTNER

Client: EarthCon
Project: Transwestern Compressor Sta. #9
Sample ID: MW-39
Collection Date: 06-Nov-2015 11:16

ANALYTICAL REPORT
WorkOrder:HS15110447
Lab ID:HS15110447-18
Matrix:Water

ANALYSES	RESULT	QUAL	REPORT LIMIT	UNITS	DILUTION FACTOR	DATE ANALYZED
LOW LEVEL VOLATILES BY SW8260C		**Method:SW8260**				Analyst: AKP
1,1,1,2-Tetrachloroethane	ND		1.0	ug/L	1	12-Nov-2015 12:33
1,1,1-Trichloroethane	ND		1.0	ug/L	1	12-Nov-2015 12:33
1,1,2,2-Tetrachloroethane	ND		1.0	ug/L	1	12-Nov-2015 12:33
1,1,2-Trichloroethane	ND		1.0	ug/L	1	12-Nov-2015 12:33
1,1-Dichloroethane	**3.1**		**1.0**	**ug/L**	1	12-Nov-2015 12:33
1,1-Dichloroethene	**27**		**1.0**	**ug/L**	1	12-Nov-2015 12:33
1,1-Dichloropropene	ND		1.0	ug/L	1	12-Nov-2015 12:33
1,2,3-Trichlorobenzene	ND		1.0	ug/L	1	12-Nov-2015 12:33
1,2,3-Trichloropropane	ND		1.0	ug/L	1	12-Nov-2015 12:33
1,2,4-Trichlorobenzene	ND		1.0	ug/L	1	12-Nov-2015 12:33
1,2,4-Trimethylbenzene	ND		1.0	ug/L	1	12-Nov-2015 12:33
1,2-Dibromo-3-chloropropane	ND		1.0	ug/L	1	12-Nov-2015 12:33
1,2-Dibromoethane	ND		1.0	ug/L	1	12-Nov-2015 12:33
1,2-Dichlorobenzene	ND		1.0	ug/L	1	12-Nov-2015 12:33
1,2-Dichloroethane	ND		1.0	ug/L	1	12-Nov-2015 12:33
1,2-Dichloropropane	ND		1.0	ug/L	1	12-Nov-2015 12:33
1,3,5-Trimethylbenzene	ND		1.0	ug/L	1	12-Nov-2015 12:33
1,3-Dichlorobenzene	ND		1.0	ug/L	1	12-Nov-2015 12:33
1,3-Dichloropropane	ND		1.0	ug/L	1	12-Nov-2015 12:33
1,4-Dichlorobenzene	ND		1.0	ug/L	1	12-Nov-2015 12:33
1-Methylnaphthalene	ND		1.0	ug/L	1	16-Nov-2015 21:01
2,2-Dichloropropane	ND		1.0	ug/L	1	12-Nov-2015 12:33
2-Butanone	ND		2.0	ug/L	1	12-Nov-2015 12:33
2-Chlorotoluene	ND		1.0	ug/L	1	12-Nov-2015 12:33
2-Hexanone	ND		2.0	ug/L	1	12-Nov-2015 12:33
2-Methylnaphthalene	ND	n	1.0	ug/L	1	12-Nov-2015 12:33
4-Chlorotoluene	ND		1.0	ug/L	1	12-Nov-2015 12:33
4-Isopropyltoluene	ND		1.0	ug/L	1	12-Nov-2015 12:33
4-Methyl-2-pentanone	ND		2.0	ug/L	1	12-Nov-2015 12:33
Acetone	ND		2.0	ug/L	1	12-Nov-2015 12:33
Benzene	ND		1.0	ug/L	1	12-Nov-2015 12:33
Bromobenzene	ND		1.0	ug/L	1	12-Nov-2015 12:33
Bromodichloromethane	ND		1.0	ug/L	1	12-Nov-2015 12:33
Bromoform	ND		1.0	ug/L	1	12-Nov-2015 12:33
Bromomethane	ND		1.0	ug/L	1	12-Nov-2015 12:33
Carbon disulfide	ND		2.0	ug/L	1	12-Nov-2015 12:33
Carbon tetrachloride	ND		1.0	ug/L	1	12-Nov-2015 12:33
Chlorobenzene	ND		1.0	ug/L	1	12-Nov-2015 12:33
Chloroethane	ND		1.0	ug/L	1	12-Nov-2015 12:33

Note: See Qualifiers Page for a list of qualifiers and their explanation.

RIGHT SOLUTIONS | RIGHT PARTNER

Client: EarthCon
Project: Transwestern Compressor Sta. #9
Sample ID: MW-39
Collection Date: 06-Nov-2015 11:16

ANALYTICAL REPORT
WorkOrder:HS15110447
Lab ID:HS15110447-18
Matrix:Water

ANALYSES	RESULT	QUAL	REPORT LIMIT	UNITS	DILUTION FACTOR	DATE ANALYZED
LOW LEVEL VOLATILES BY SW8260C	**Method:SW8260**					Analyst: AKP
Chloroform	ND		1.0	ug/L	1	12-Nov-2015 12:33
Chloromethane	ND		1.0	ug/L	1	12-Nov-2015 12:33
cis-1,2-Dichloroethene	ND		1.0	ug/L	1	12-Nov-2015 12:33
cis-1,3-Dichloropropene	ND		1.0	ug/L	1	12-Nov-2015 12:33
Dibromochloromethane	ND		1.0	ug/L	1	12-Nov-2015 12:33
Dibromomethane	ND		1.0	ug/L	1	12-Nov-2015 12:33
Dichlorodifluoromethane	ND		1.0	ug/L	1	12-Nov-2015 12:33
Ethylbenzene	ND		1.0	ug/L	1	12-Nov-2015 12:33
Hexachlorobutadiene	ND		1.0	ug/L	1	12-Nov-2015 12:33
Isopropylbenzene	ND		1.0	ug/L	1	12-Nov-2015 12:33
Methyl tert-butyl ether	ND		1.0	ug/L	1	12-Nov-2015 12:33
Methylene chloride	ND		2.0	ug/L	1	12-Nov-2015 12:33
Naphthalene	ND		1.0	ug/L	1	12-Nov-2015 12:33
n-Butylbenzene	ND		1.0	ug/L	1	12-Nov-2015 12:33
n-Propylbenzene	ND		1.0	ug/L	1	12-Nov-2015 12:33
sec-Butylbenzene	ND		1.0	ug/L	1	12-Nov-2015 12:33
Styrene	ND		1.0	ug/L	1	12-Nov-2015 12:33
tert-Butylbenzene	ND		1.0	ug/L	1	12-Nov-2015 12:33
Tetrachloroethene	ND		1.0	ug/L	1	12-Nov-2015 12:33
Toluene	ND		1.0	ug/L	1	12-Nov-2015 12:33
trans-1,2-Dichloroethene	ND		1.0	ug/L	1	12-Nov-2015 12:33
trans-1,3-Dichloropropene	ND		1.0	ug/L	1	12-Nov-2015 12:33
Trichloroethene	ND		1.0	ug/L	1	12-Nov-2015 12:33
Trichlorofluoromethane	ND		1.0	ug/L	1	12-Nov-2015 12:33
Vinyl chloride	ND		1.0	ug/L	1	12-Nov-2015 12:33
Xylenes, Total	ND		3.0	ug/L	1	12-Nov-2015 12:33
Surr: 1,2-Dichloroethane-d4	*97.7*		*71-125*	*%REC*	*1*	*12-Nov-2015 12:33*
Surr: 1,2-Dichloroethane-d4	*104*		*71-125*	*%REC*	*1*	*16-Nov-2015 21:01*
Surr: 4-Bromofluorobenzene	*89.3*		*70-125*	*%REC*	*1*	*12-Nov-2015 12:33*
Surr: 4-Bromofluorobenzene	*89.2*		*70-125*	*%REC*	*1*	*16-Nov-2015 21:01*
Surr: Dibromofluoromethane	*99.0*		*74-125*	*%REC*	*1*	*12-Nov-2015 12:33*
Surr: Dibromofluoromethane	*103*		*74-125*	*%REC*	*1*	*16-Nov-2015 21:01*
Surr: Toluene-d8	*101*		*75-125*	*%REC*	*1*	*12-Nov-2015 12:33*
Surr: Toluene-d8	*101*		*75-125*	*%REC*	*1*	*16-Nov-2015 21:01*

Note: See Qualifiers Page for a list of qualifiers and their explanation.

RIGHT SOLUTIONS | RIGHT PARTNER

Client: EarthCon
Project: Transwestern Compressor Sta. #9
Sample ID: MW-24D
Collection Date: 06-Nov-2015 14:12

ANALYTICAL REPORT
WorkOrder:HS15110447
Lab ID:HS15110447-19
Matrix:Water

ANALYSES	RESULT	QUAL	REPORT LIMIT	UNITS	DILUTION FACTOR	DATE ANALYZED
LOW LEVEL VOLATILES BY SW8260C	**Method:SW8260**					Analyst: AKP
Benzene	ND		1.0	ug/L	1	12-Nov-2015 18:24
Ethylbenzene	ND		1.0	ug/L	1	12-Nov-2015 18:24
Toluene	ND		1.0	ug/L	1	12-Nov-2015 18:24
m,p-Xylene	ND		2.0	ug/L	1	12-Nov-2015 18:24
o-Xylene	ND		1.0	ug/L	1	12-Nov-2015 18:24
Xylenes, Total	ND		3.0	ug/L	1	12-Nov-2015 18:24
Surr: 1,2-Dichloroethane-d4	*83.8*		*71-125*	*%REC*	*1*	*12-Nov-2015 18:24*
Surr: 4-Bromofluorobenzene	*98.3*		*70-125*	*%REC*	*1*	*12-Nov-2015 18:24*
Surr: Dibromofluoromethane	*103*		*74-125*	*%REC*	*1*	*12-Nov-2015 18:24*
Surr: Toluene-d8	*101*		*75-125*	*%REC*	*1*	*12-Nov-2015 18:24*

Note: See Qualifiers Page for a list of qualifiers and their explanation.

RIGHT SOLUTIONS | RIGHT PARTNER

Client: EarthCon
ANALYTICAL REPORT
Project: Transwestern Compressor Sta. #9 WorkOrder:HS15110447
Sample ID: MPE-31 Lab ID:HS15110447-20
Collection Date: 06-Nov-2015 15:17 Matrix:Water

ANALYSES	RESULT	QUAL	REPORT LIMIT	UNITS	DILUTION FACTOR	DATE ANALYZED
LOW LEVEL VOLATILES BY SW8260C	**Method:SW8260**					Analyst: AKP
Benzene	**120**		**10**	**ug/L**	10	12-Nov-2015 13:16
Ethylbenzene	**230**		**10**	**ug/L**	10	12-Nov-2015 13:16
Toluene	**15**		**10**	**ug/L**	10	12-Nov-2015 13:16
m,p-Xylene	**330**		**20**	**ug/L**	10	12-Nov-2015 13:16
o-Xylene	**13**		**10**	**ug/L**	10	12-Nov-2015 13:16
Xylenes, Total	**340**		**30**	**ug/L**	10	12-Nov-2015 13:16
Surr: 1,2-Dichloroethane-d4	*85.2*		*71-125*	*%REC*	*10*	*12-Nov-2015 13:16*
Surr: 4-Bromofluorobenzene	*95.0*		*70-125*	*%REC*	*10*	*12-Nov-2015 13:16*
Surr: Dibromofluoromethane	*95.3*		*74-125*	*%REC*	*10*	*12-Nov-2015 13:16*
Surr: Toluene-d8	*99.0*		*75-125*	*%REC*	*10*	*12-Nov-2015 13:16*

Note: See Qualifiers Page for a list of qualifiers and their explanation.

RIGHT SOLUTIONS | RIGHT PARTNER

Client: EarthCon
ANALYTICAL REPORT
Project: Transwestern Compressor Sta. #9 WorkOrder:HS15110447
Sample ID: MPE-31 Equipment Rinsate Lab ID:HS15110447-21
Collection Date: 06-Nov-2015 15:05 Matrix:Water

ANALYSES	RESULT	QUAL	REPORT LIMIT	UNITS	DILUTION FACTOR	DATE ANALYZED
LOW LEVEL VOLATILES BY SW8260C	**Method:SW8260**					Analyst: AKP
Benzene	ND		1.0	ug/L	1	12-Nov-2015 13:41
Ethylbenzene	ND		1.0	ug/L	1	12-Nov-2015 13:41
Toluene	ND		1.0	ug/L	1	12-Nov-2015 13:41
m,p-Xylene	**2.3**		**2.0**	**ug/L**	1	12-Nov-2015 13:41
o-Xylene	ND		1.0	ug/L	1	12-Nov-2015 13:41
Xylenes, Total	ND		3.0	ug/L	1	12-Nov-2015 13:41
Surr: 1,2-Dichloroethane-d4	*81.7*		*71-125*	*%REC*	*1*	*12-Nov-2015 13:41*
Surr: 4-Bromofluorobenzene	*98.7*		*70-125*	*%REC*	*1*	*12-Nov-2015 13:41*
Surr: Dibromofluoromethane	*100*		*74-125*	*%REC*	*1*	*12-Nov-2015 13:41*
Surr: Toluene-d8	*101*		*75-125*	*%REC*	*1*	*12-Nov-2015 13:41*

Note: See Qualifiers Page for a list of qualifiers and their explanation.

RIGHT SOLUTIONS | RIGHT PARTNER

Client: EarthCon
ANALYTICAL REPORT
Project: Transwestern Compressor Sta. #9 WorkOrder:HS15110447
Sample ID: MPE-39 Lab ID:HS15110447-22
Collection Date: 06-Nov-2015 14:47 Matrix:Water

ANALYSES	RESULT	QUAL	REPORT LIMIT	UNITS	DILUTION FACTOR	DATE ANALYZED
LOW LEVEL VOLATILES BY SW8260C	**Method:SW8260**					Analyst: AKP
Benzene	**1,800**		**100**	**ug/L**	100	12-Nov-2015 15:04
Ethylbenzene	**280**		**10**	**ug/L**	10	12-Nov-2015 14:36
Toluene	**4,500**		**100**	**ug/L**	100	12-Nov-2015 15:04
m,p-Xylene	**2,200**		**20**	**ug/L**	10	12-Nov-2015 14:36
o-Xylene	**720**		**10**	**ug/L**	10	12-Nov-2015 14:36
Xylenes, Total	**2,900**		**30**	**ug/L**	10	12-Nov-2015 14:36
Surr: 1,2-Dichloroethane-d4	*84.1*		*71-125*	*%REC*	*100*	*12-Nov-2015 15:04*
Surr: 1,2-Dichloroethane-d4	*82.5*		*71-125*	*%REC*	*10*	*12-Nov-2015 14:36*
Surr: 4-Bromofluorobenzene	*97.7*		*70-125*	*%REC*	*10*	*12-Nov-2015 14:36*
Surr: 4-Bromofluorobenzene	*94.5*		*70-125*	*%REC*	*100*	*12-Nov-2015 15:04*
Surr: Dibromofluoromethane	*100*		*74-125*	*%REC*	*100*	*12-Nov-2015 15:04*
Surr: Dibromofluoromethane	*94.0*		*74-125*	*%REC*	*10*	*12-Nov-2015 14:36*
Surr: Toluene-d8	*98.7*		*75-125*	*%REC*	*100*	*12-Nov-2015 15:04*
Surr: Toluene-d8	*99.9*		*75-125*	*%REC*	*10*	*12-Nov-2015 14:36*

Note: See Qualifiers Page for a list of qualifiers and their explanation.

RIGHT SOLUTIONS | RIGHT PARTNER

Client: EarthCon
Project: Transwestern Compressor Sta. #9
Sample ID: TB-10/20/2015-11
Collection Date: 05-Nov-2015 00:00

ANALYTICAL REPORT
WorkOrder:HS15110447
Lab ID:HS15110447-23
Matrix:Water

ANALYSES	RESULT	QUAL	REPORT LIMIT	UNITS	DILUTION FACTOR	DATE ANALYZED
LOW LEVEL VOLATILES BY SW8260C	**Method:SW8260**					Analyst: AKP
1,1,1,2-Tetrachloroethane	ND		1.0	ug/L	1	16-Nov-2015 15:32
1,1,1-Trichloroethane	ND		1.0	ug/L	1	16-Nov-2015 15:32
1,1,2,2-Tetrachloroethane	ND		1.0	ug/L	1	16-Nov-2015 15:32
1,1,2-Trichloroethane	ND		1.0	ug/L	1	16-Nov-2015 15:32
1,1-Dichloroethane	ND		1.0	ug/L	1	16-Nov-2015 15:32
1,1-Dichloroethene	ND		1.0	ug/L	1	16-Nov-2015 15:32
1,1-Dichloropropene	ND		1.0	ug/L	1	16-Nov-2015 15:32
1,2,3-Trichlorobenzene	ND		1.0	ug/L	1	16-Nov-2015 15:32
1,2,3-Trichloropropane	ND		1.0	ug/L	1	16-Nov-2015 15:32
1,2,4-Trichlorobenzene	ND		1.0	ug/L	1	16-Nov-2015 15:32
1,2,4-Trimethylbenzene	ND		1.0	ug/L	1	16-Nov-2015 15:32
1,2-Dibromo-3-chloropropane	ND		1.0	ug/L	1	16-Nov-2015 15:32
1,2-Dibromoethane	ND		1.0	ug/L	1	16-Nov-2015 15:32
1,2-Dichlorobenzene	ND		1.0	ug/L	1	16-Nov-2015 15:32
1,2-Dichloroethane	ND		1.0	ug/L	1	16-Nov-2015 15:32
1,2-Dichloropropane	ND		1.0	ug/L	1	16-Nov-2015 15:32
1,3,5-Trimethylbenzene	ND		1.0	ug/L	1	16-Nov-2015 15:32
1,3-Dichlorobenzene	ND		1.0	ug/L	1	16-Nov-2015 15:32
1,3-Dichloropropane	ND		1.0	ug/L	1	16-Nov-2015 15:32
1,4-Dichlorobenzene	ND		1.0	ug/L	1	16-Nov-2015 15:32
1-Methylnaphthalene	ND		1.0	ug/L	1	16-Nov-2015 15:32
2,2-Dichloropropane	ND		1.0	ug/L	1	16-Nov-2015 15:32
2-Butanone	ND		2.0	ug/L	1	16-Nov-2015 15:32
2-Chlorotoluene	ND		1.0	ug/L	1	16-Nov-2015 15:32
2-Hexanone	ND		2.0	ug/L	1	16-Nov-2015 15:32
2-Methylnaphthalene	ND	n	1.0	ug/L	1	16-Nov-2015 15:32
4-Chlorotoluene	ND		1.0	ug/L	1	16-Nov-2015 15:32
4-Isopropyltoluene	ND		1.0	ug/L	1	16-Nov-2015 15:32
4-Methyl-2-pentanone	ND		2.0	ug/L	1	16-Nov-2015 15:32
Acetone	ND		2.0	ug/L	1	16-Nov-2015 15:32
Benzene	ND		1.0	ug/L	1	16-Nov-2015 15:32
Bromobenzene	ND		1.0	ug/L	1	16-Nov-2015 15:32
Bromodichloromethane	ND		1.0	ug/L	1	16-Nov-2015 15:32
Bromoform	ND		1.0	ug/L	1	16-Nov-2015 15:32
Bromomethane	ND		1.0	ug/L	1	16-Nov-2015 15:32
Carbon disulfide	ND		2.0	ug/L	1	16-Nov-2015 15:32
Carbon tetrachloride	ND		1.0	ug/L	1	16-Nov-2015 15:32
Chlorobenzene	ND		1.0	ug/L	1	16-Nov-2015 15:32
Chloroethane	ND		1.0	ug/L	1	16-Nov-2015 15:32

Note: See Qualifiers Page for a list of qualifiers and their explanation.

RIGHT SOLUTIONS | RIGHT PARTNER

Client: EarthCon
Project: Transwestern Compressor Sta. #9
Sample ID: TB-10/20/2015-11
Collection Date: 05-Nov-2015 00:00

ANALYTICAL REPORT
WorkOrder:HS15110447
Lab ID:HS15110447-23
Matrix:Water

ANALYSES	RESULT	QUAL	REPORT LIMIT	UNITS	DILUTION FACTOR	DATE ANALYZED
LOW LEVEL VOLATILES BY SW8260C	**Method:SW8260**					Analyst: AKP
Chloroform	ND		1.0	ug/L	1	16-Nov-2015 15:32
Chloromethane	ND		1.0	ug/L	1	16-Nov-2015 15:32
cis-1,2-Dichloroethene	ND		1.0	ug/L	1	16-Nov-2015 15:32
cis-1,3-Dichloropropene	ND		1.0	ug/L	1	16-Nov-2015 15:32
Dibromochloromethane	ND		1.0	ug/L	1	16-Nov-2015 15:32
Dibromomethane	ND		1.0	ug/L	1	16-Nov-2015 15:32
Dichlorodifluoromethane	ND		1.0	ug/L	1	16-Nov-2015 15:32
Ethylbenzene	ND		1.0	ug/L	1	16-Nov-2015 15:32
Hexachlorobutadiene	ND		1.0	ug/L	1	16-Nov-2015 15:32
Isopropylbenzene	ND		1.0	ug/L	1	16-Nov-2015 15:32
Methyl tert-butyl ether	ND		1.0	ug/L	1	16-Nov-2015 15:32
Methylene chloride	ND		2.0	ug/L	1	16-Nov-2015 15:32
Naphthalene	ND		1.0	ug/L	1	16-Nov-2015 15:32
n-Butylbenzene	ND		1.0	ug/L	1	16-Nov-2015 15:32
n-Propylbenzene	ND		1.0	ug/L	1	16-Nov-2015 15:32
sec-Butylbenzene	ND		1.0	ug/L	1	16-Nov-2015 15:32
Styrene	ND		1.0	ug/L	1	16-Nov-2015 15:32
tert-Butylbenzene	ND		1.0	ug/L	1	16-Nov-2015 15:32
Tetrachloroethene	ND		1.0	ug/L	1	16-Nov-2015 15:32
Toluene	ND		1.0	ug/L	1	16-Nov-2015 15:32
trans-1,2-Dichloroethene	ND		1.0	ug/L	1	16-Nov-2015 15:32
trans-1,3-Dichloropropene	ND		1.0	ug/L	1	16-Nov-2015 15:32
Trichloroethene	ND		1.0	ug/L	1	16-Nov-2015 15:32
Trichlorofluoromethane	ND		1.0	ug/L	1	16-Nov-2015 15:32
Vinyl chloride	ND		1.0	ug/L	1	16-Nov-2015 15:32
Xylenes, Total	ND		3.0	ug/L	1	16-Nov-2015 15:32
Surr: 1,2-Dichloroethane-d4	*105*		*71-125*	*%REC*	*1*	*16-Nov-2015 15:32*
Surr: 4-Bromofluorobenzene	*93.6*		*70-125*	*%REC*	*1*	*16-Nov-2015 15:32*
Surr: Dibromofluoromethane	*104*		*74-125*	*%REC*	*1*	*16-Nov-2015 15:32*
Surr: Toluene-d8	*105*		*75-125*	*%REC*	*1*	*16-Nov-2015 15:32*

Note: See Qualifiers Page for a list of qualifiers and their explanation.

RIGHT SOLUTIONS | RIGHT PARTNER

Client: EarthCon
Project: Transwestern Compressor Sta. #9
Sample ID: TB-10/20/2015-10
Collection Date: 05-Nov-2015 00:00

ANALYTICAL REPORT
WorkOrder:HS15110447
Lab ID:HS15110447-24
Matrix:Water

ANALYSES	RESULT	QUAL	REPORT LIMIT	UNITS	DILUTION FACTOR	DATE ANALYZED
LOW LEVEL VOLATILES BY SW8260C		**Method:SW8260**				Analyst: AKP
1,1,1,2-Tetrachloroethane	ND		1.0	ug/L	1	16-Nov-2015 15:57
1,1,1-Trichloroethane	ND		1.0	ug/L	1	16-Nov-2015 15:57
1,1,2,2-Tetrachloroethane	ND		1.0	ug/L	1	16-Nov-2015 15:57
1,1,2-Trichloroethane	ND		1.0	ug/L	1	16-Nov-2015 15:57
1,1-Dichloroethane	ND		1.0	ug/L	1	16-Nov-2015 15:57
1,1-Dichloroethene	ND		1.0	ug/L	1	16-Nov-2015 15:57
1,1-Dichloropropene	ND		1.0	ug/L	1	16-Nov-2015 15:57
1,2,3-Trichlorobenzene	ND		1.0	ug/L	1	16-Nov-2015 15:57
1,2,3-Trichloropropane	ND		1.0	ug/L	1	16-Nov-2015 15:57
1,2,4-Trichlorobenzene	ND		1.0	ug/L	1	16-Nov-2015 15:57
1,2,4-Trimethylbenzene	ND		1.0	ug/L	1	16-Nov-2015 15:57
1,2-Dibromo-3-chloropropane	ND		1.0	ug/L	1	16-Nov-2015 15:57
1,2-Dibromoethane	ND		1.0	ug/L	1	16-Nov-2015 15:57
1,2-Dichlorobenzene	ND		1.0	ug/L	1	16-Nov-2015 15:57
1,2-Dichloroethane	ND		1.0	ug/L	1	16-Nov-2015 15:57
1,2-Dichloropropane	ND		1.0	ug/L	1	16-Nov-2015 15:57
1,3,5-Trimethylbenzene	ND		1.0	ug/L	1	16-Nov-2015 15:57
1,3-Dichlorobenzene	ND		1.0	ug/L	1	16-Nov-2015 15:57
1,3-Dichloropropane	ND		1.0	ug/L	1	16-Nov-2015 15:57
1,4-Dichlorobenzene	ND		1.0	ug/L	1	16-Nov-2015 15:57
1-Methylnaphthalene	ND		1.0	ug/L	1	16-Nov-2015 15:57
2,2-Dichloropropane	ND		1.0	ug/L	1	16-Nov-2015 15:57
2-Butanone	ND		2.0	ug/L	1	16-Nov-2015 15:57
2-Chlorotoluene	ND		1.0	ug/L	1	16-Nov-2015 15:57
2-Hexanone	ND		2.0	ug/L	1	16-Nov-2015 15:57
2-Methylnaphthalene	ND	n	1.0	ug/L	1	16-Nov-2015 15:57
4-Chlorotoluene	ND		1.0	ug/L	1	16-Nov-2015 15:57
4-Isopropyltoluene	ND		1.0	ug/L	1	16-Nov-2015 15:57
4-Methyl-2-pentanone	ND		2.0	ug/L	1	16-Nov-2015 15:57
Acetone	ND		2.0	ug/L	1	16-Nov-2015 15:57
Benzene	ND		1.0	ug/L	1	16-Nov-2015 15:57
Bromobenzene	ND		1.0	ug/L	1	16-Nov-2015 15:57
Bromodichloromethane	ND		1.0	ug/L	1	16-Nov-2015 15:57
Bromoform	ND		1.0	ug/L	1	16-Nov-2015 15:57
Bromomethane	ND		1.0	ug/L	1	16-Nov-2015 15:57
Carbon disulfide	ND		2.0	ug/L	1	16-Nov-2015 15:57
Carbon tetrachloride	ND		1.0	ug/L	1	16-Nov-2015 15:57
Chlorobenzene	ND		1.0	ug/L	1	16-Nov-2015 15:57
Chloroethane	ND		1.0	ug/L	1	16-Nov-2015 15:57

Note: See Qualifiers Page for a list of qualifiers and their explanation.

RIGHT SOLUTIONS | RIGHT PARTNER

Client: EarthCon
Project: Transwestern Compressor Sta. #9
Sample ID: TB-10/20/2015-10
Collection Date: 05-Nov-2015 00:00

ANALYTICAL REPORT
WorkOrder:HS15110447
Lab ID:HS15110447-24
Matrix:Water

ANALYSES	RESULT	QUAL	REPORT LIMIT	UNITS	DILUTION FACTOR	DATE ANALYZED
LOW LEVEL VOLATILES BY SW8260C	**Method:SW8260**					Analyst: AKP
Chloroform	ND		1.0	ug/L	1	16-Nov-2015 15:57
Chloromethane	ND		1.0	ug/L	1	16-Nov-2015 15:57
cis-1,2-Dichloroethene	ND		1.0	ug/L	1	16-Nov-2015 15:57
cis-1,3-Dichloropropene	ND		1.0	ug/L	1	16-Nov-2015 15:57
Dibromochloromethane	ND		1.0	ug/L	1	16-Nov-2015 15:57
Dibromomethane	ND		1.0	ug/L	1	16-Nov-2015 15:57
Dichlorodifluoromethane	ND		1.0	ug/L	1	16-Nov-2015 15:57
Ethylbenzene	ND		1.0	ug/L	1	16-Nov-2015 15:57
Hexachlorobutadiene	ND		1.0	ug/L	1	16-Nov-2015 15:57
Isopropylbenzene	ND		1.0	ug/L	1	16-Nov-2015 15:57
Methyl tert-butyl ether	ND		1.0	ug/L	1	16-Nov-2015 15:57
Methylene chloride	ND		2.0	ug/L	1	16-Nov-2015 15:57
Naphthalene	ND		1.0	ug/L	1	16-Nov-2015 15:57
n-Butylbenzene	ND		1.0	ug/L	1	16-Nov-2015 15:57
n-Propylbenzene	ND		1.0	ug/L	1	16-Nov-2015 15:57
sec-Butylbenzene	ND		1.0	ug/L	1	16-Nov-2015 15:57
Styrene	ND		1.0	ug/L	1	16-Nov-2015 15:57
tert-Butylbenzene	ND		1.0	ug/L	1	16-Nov-2015 15:57
Tetrachloroethene	ND		1.0	ug/L	1	16-Nov-2015 15:57
Toluene	ND		1.0	ug/L	1	16-Nov-2015 15:57
trans-1,2-Dichloroethene	ND		1.0	ug/L	1	16-Nov-2015 15:57
trans-1,3-Dichloropropene	ND		1.0	ug/L	1	16-Nov-2015 15:57
Trichloroethene	ND		1.0	ug/L	1	16-Nov-2015 15:57
Trichlorofluoromethane	ND		1.0	ug/L	1	16-Nov-2015 15:57
Vinyl chloride	ND		1.0	ug/L	1	16-Nov-2015 15:57
Xylenes, Total	ND		3.0	ug/L	1	16-Nov-2015 15:57
Surr: 1,2-Dichloroethane-d4	*105*		*71-125*	*%REC*	*1*	*16-Nov-2015 15:57*
Surr: 4-Bromofluorobenzene	*88.5*		*70-125*	*%REC*	*1*	*16-Nov-2015 15:57*
Surr: Dibromofluoromethane	*103*		*74-125*	*%REC*	*1*	*16-Nov-2015 15:57*
Surr: Toluene-d8	*99.8*		*75-125*	*%REC*	*1*	*16-Nov-2015 15:57*

Note: See Qualifiers Page for a list of qualifiers and their explanation.

RIGHT SOLUTIONS | RIGHT PARTNER

Client: EarthCon
Project: Transwestern Compressor Sta. #9
Sample ID: TB-10/20/2015-09
Collection Date: 05-Nov-2015 00:00

ANALYTICAL REPORT
WorkOrder:HS15110447
Lab ID:HS15110447-25
Matrix:Water

ANALYSES	RESULT	QUAL	REPORT LIMIT	UNITS	DILUTION FACTOR	DATE ANALYZED
LOW LEVEL VOLATILES BY SW8260C	**Method:SW8260**					Analyst: AKP
1,1,1,2-Tetrachloroethane	ND		1.0	ug/L	1	16-Nov-2015 16:23
1,1,1-Trichloroethane	ND		1.0	ug/L	1	16-Nov-2015 16:23
1,1,2,2-Tetrachloroethane	ND		1.0	ug/L	1	16-Nov-2015 16:23
1,1,2-Trichloroethane	ND		1.0	ug/L	1	16-Nov-2015 16:23
1,1-Dichloroethane	ND		1.0	ug/L	1	16-Nov-2015 16:23
1,1-Dichloroethene	ND		1.0	ug/L	1	16-Nov-2015 16:23
1,1-Dichloropropene	ND		1.0	ug/L	1	16-Nov-2015 16:23
1,2,3-Trichlorobenzene	ND		1.0	ug/L	1	16-Nov-2015 16:23
1,2,3-Trichloropropane	ND		1.0	ug/L	1	16-Nov-2015 16:23
1,2,4-Trichlorobenzene	ND		1.0	ug/L	1	16-Nov-2015 16:23
1,2,4-Trimethylbenzene	ND		1.0	ug/L	1	16-Nov-2015 16:23
1,2-Dibromo-3-chloropropane	ND		1.0	ug/L	1	16-Nov-2015 16:23
1,2-Dibromoethane	ND		1.0	ug/L	1	16-Nov-2015 16:23
1,2-Dichlorobenzene	ND		1.0	ug/L	1	16-Nov-2015 16:23
1,2-Dichloroethane	ND		1.0	ug/L	1	16-Nov-2015 16:23
1,2-Dichloropropane	ND		1.0	ug/L	1	16-Nov-2015 16:23
1,3,5-Trimethylbenzene	ND		1.0	ug/L	1	16-Nov-2015 16:23
1,3-Dichlorobenzene	ND		1.0	ug/L	1	16-Nov-2015 16:23
1,3-Dichloropropane	ND		1.0	ug/L	1	16-Nov-2015 16:23
1,4-Dichlorobenzene	ND		1.0	ug/L	1	16-Nov-2015 16:23
1-Methylnaphthalene	ND		1.0	ug/L	1	16-Nov-2015 16:23
2,2-Dichloropropane	ND		1.0	ug/L	1	16-Nov-2015 16:23
2-Butanone	ND		2.0	ug/L	1	16-Nov-2015 16:23
2-Chlorotoluene	ND		1.0	ug/L	1	16-Nov-2015 16:23
2-Hexanone	ND		2.0	ug/L	1	16-Nov-2015 16:23
2-Methylnaphthalene	ND	n	1.0	ug/L	1	16-Nov-2015 16:23
4-Chlorotoluene	ND		1.0	ug/L	1	16-Nov-2015 16:23
4-Isopropyltoluene	ND		1.0	ug/L	1	16-Nov-2015 16:23
4-Methyl-2-pentanone	ND		2.0	ug/L	1	16-Nov-2015 16:23
Acetone	ND		2.0	ug/L	1	16-Nov-2015 16:23
Benzene	ND		1.0	ug/L	1	16-Nov-2015 16:23
Bromobenzene	ND		1.0	ug/L	1	16-Nov-2015 16:23
Bromodichloromethane	ND		1.0	ug/L	1	16-Nov-2015 16:23
Bromoform	ND		1.0	ug/L	1	16-Nov-2015 16:23
Bromomethane	ND		1.0	ug/L	1	16-Nov-2015 16:23
Carbon disulfide	ND		2.0	ug/L	1	16-Nov-2015 16:23
Carbon tetrachloride	ND		1.0	ug/L	1	16-Nov-2015 16:23
Chlorobenzene	ND		1.0	ug/L	1	16-Nov-2015 16:23
Chloroethane	ND		1.0	ug/L	1	16-Nov-2015 16:23

Note: See Qualifiers Page for a list of qualifiers and their explanation.

RIGHT SOLUTIONS | RIGHT PARTNER

Client: EarthCon
Project: Transwestern Compressor Sta. #9
Sample ID: TB-10/20/2015-09
Collection Date: 05-Nov-2015 00:00

ANALYTICAL REPORT
WorkOrder:HS15110447
Lab ID:HS15110447-25
Matrix:Water

ANALYSES	RESULT	QUAL	REPORT LIMIT	UNITS	DILUTION FACTOR	DATE ANALYZED
LOW LEVEL VOLATILES BY SW8260C	**Method:SW8260**					Analyst: AKP
Chloroform	ND		1.0	ug/L	1	16-Nov-2015 16:23
Chloromethane	ND		1.0	ug/L	1	16-Nov-2015 16:23
cis-1,2-Dichloroethene	ND		1.0	ug/L	1	16-Nov-2015 16:23
cis-1,3-Dichloropropene	ND		1.0	ug/L	1	16-Nov-2015 16:23
Dibromochloromethane	ND		1.0	ug/L	1	16-Nov-2015 16:23
Dibromomethane	ND		1.0	ug/L	1	16-Nov-2015 16:23
Dichlorodifluoromethane	ND		1.0	ug/L	1	16-Nov-2015 16:23
Ethylbenzene	ND		1.0	ug/L	1	16-Nov-2015 16:23
Hexachlorobutadiene	ND		1.0	ug/L	1	16-Nov-2015 16:23
Isopropylbenzene	ND		1.0	ug/L	1	16-Nov-2015 16:23
Methyl tert-butyl ether	ND		1.0	ug/L	1	16-Nov-2015 16:23
Methylene chloride	ND		2.0	ug/L	1	16-Nov-2015 16:23
Naphthalene	ND		1.0	ug/L	1	16-Nov-2015 16:23
n-Butylbenzene	ND		1.0	ug/L	1	16-Nov-2015 16:23
n-Propylbenzene	ND		1.0	ug/L	1	16-Nov-2015 16:23
sec-Butylbenzene	ND		1.0	ug/L	1	16-Nov-2015 16:23
Styrene	ND		1.0	ug/L	1	16-Nov-2015 16:23
tert-Butylbenzene	ND		1.0	ug/L	1	16-Nov-2015 16:23
Tetrachloroethene	ND		1.0	ug/L	1	16-Nov-2015 16:23
Toluene	ND		1.0	ug/L	1	16-Nov-2015 16:23
trans-1,2-Dichloroethene	ND		1.0	ug/L	1	16-Nov-2015 16:23
trans-1,3-Dichloropropene	ND		1.0	ug/L	1	16-Nov-2015 16:23
Trichloroethene	ND		1.0	ug/L	1	16-Nov-2015 16:23
Trichlorofluoromethane	ND		1.0	ug/L	1	16-Nov-2015 16:23
Vinyl chloride	ND		1.0	ug/L	1	16-Nov-2015 16:23
Xylenes, Total	ND		3.0	ug/L	1	16-Nov-2015 16:23
Surr: 1,2-Dichloroethane-d4	*105*		*71-125*	*%REC*	*1*	*16-Nov-2015 16:23*
Surr: 4-Bromofluorobenzene	*88.8*		*70-125*	*%REC*	*1*	*16-Nov-2015 16:23*
Surr: Dibromofluoromethane	*103*		*74-125*	*%REC*	*1*	*16-Nov-2015 16:23*
Surr: Toluene-d8	*101*		*75-125*	*%REC*	*1*	*16-Nov-2015 16:23*

Note: See Qualifiers Page for a list of qualifiers and their explanation.

RIGHT SOLUTIONS | RIGHT PARTNER

Client: EarthCon
Project: Transwestern Compressor Sta. #9
WorkOrder: HS15110447

DATES REPORT

Sample ID	Client Samp ID	Collection Date	TCLP Date	Prep Date	Analysis Date	DF
Batch ID R264699	**Test Name :** LOW LEVEL VOLATILES BY SW8260C			**Matrix:** Water		
HS15110447-01	MW-37	05 Nov 2015 09:00			12 Nov 2015 14:14	1
HS15110447-02	MW-34	05 Nov 2015 09:42			12 Nov 2015 14:39	1
HS15110447-03	MW-34 Duplicate	05 Nov 2015 09:42			12 Nov 2015 15:04	1
HS15110447-04	MW-35	05 Nov 2015 10:25			12 Nov 2015 15:29	1
HS15110447-05	MW-32	05 Nov 2015 11:04			12 Nov 2015 15:54	1
HS15110447-06	MW-29	05 Nov 2015 12:15			12 Nov 2015 16:19	1
HS15110447-08	MW-21	05 Nov 2015 13:26			12 Nov 2015 16:43	1
HS15110447-09	MW-13	05 Nov 2015 14:15			12 Nov 2015 17:09	1
HS15110447-10	MW-14	05 Nov 2015 14:46			12 Nov 2015 17:33	1
HS15110447-11	MW-22	05 Nov 2015 15:05			12 Nov 2015 17:58	1
HS15110447-12	MW-20	05 Nov 2015 15:39			12 Nov 2015 18:23	1
HS15110447-13	MW-26	05 Nov 2015 16:04			12 Nov 2015 18:48	1
HS15110447-14	MW-42	06 Nov 2015 09:15			12 Nov 2015 19:14	1
HS15110447-15	MW-42 Duplicate	06 Nov 2015 09:15			12 Nov 2015 19:38	1
HS15110447-16	MW-40	06 Nov 2015 09:52			12 Nov 2015 20:03	1
HS15110447-17	MW-41	06 Nov 2015 10:35			12 Nov 2015 20:29	1
HS15110447-18	MW-39	06 Nov 2015 11:16			12 Nov 2015 12:33	1
Batch ID R264759	**Test Name :** LOW LEVEL VOLATILES BY SW8260C			**Matrix:** Water		
HS15110447-07	MW-27	05 Nov 2015 12:40			12 Nov 2015 12:48	10
HS15110447-19	MW-24D	06 Nov 2015 14:12			12 Nov 2015 18:24	1
HS15110447-20	MPE-31	06 Nov 2015 15:17			12 Nov 2015 13:16	10
HS15110447-21	MPE-31 Equipment Rinsate	06 Nov 2015 15:05			12 Nov 2015 13:41	1
HS15110447-22	MPE-39	06 Nov 2015 14:47			12 Nov 2015 15:04	100
HS15110447-22	MPE-39	06 Nov 2015 14:47			12 Nov 2015 14:36	10
Batch ID R264863	**Test Name :** LOW LEVEL VOLATILES BY SW8260C			**Matrix:** Water		
HS15110447-11	MW-22	05 Nov 2015 15:05			16 Nov 2015 11:43	1
HS15110447-12	MW-20	05 Nov 2015 15:39			16 Nov 2015 12:09	1
HS15110447-13	MW-26	05 Nov 2015 16:04			16 Nov 2015 12:34	1
HS15110447-14	MW-42	06 Nov 2015 09:15			16 Nov 2015 13:00	1
HS15110447-15	MW-42 Duplicate	06 Nov 2015 09:15			16 Nov 2015 13:25	1
HS15110447-16	MW-40	06 Nov 2015 09:52			16 Nov 2015 13:50	1
HS15110447-17	MW-41	06 Nov 2015 10:35			16 Nov 2015 14:16	1
HS15110447-18	MW-39	06 Nov 2015 11:16			16 Nov 2015 21:01	1
HS15110447-23	TB-10/20/2015-11	05 Nov 2015 00:00			16 Nov 2015 15:32	1
HS15110447-24	TB-10/20/2015-10	05 Nov 2015 00:00			16 Nov 2015 15:57	1
HS15110447-25	TB-10/20/2015-09	05 Nov 2015 00:00			16 Nov 2015 16:23	1

RIGHT SOLUTIONS | RIGHT PARTNER

Client: EarthCon
Project: Transwestern Compressor Sta. #9
WorkOrder: HS15110447

QC BATCH REPORT

Batch ID: R264699 **Instrument: VOA4** **Method: SW8260**

MBLK Sample ID: **VBLKW-151112** Units: **ug/L** Analysis Date: **12-Nov-2015 11:18**
Client ID: Run ID: **VOA4_264699** SeqNo: **3492453** PrepDate: DF: **1**

Analyte	Result	PQL	SPK Val	SPK Ref Value	%REC	Control Limit	RPD Ref Value	%RPD	RPD Limit	Qual
1,1,1,2-Tetrachloroethane	ND	1.0								
1,1,1-Trichloroethane	ND	1.0								
1,1,2,2-Tetrachloroethane	ND	1.0								
1,1,2-Trichloroethane	ND	1.0								
1,1-Dichloroethane	ND	1.0								
1,1-Dichloroethene	ND	1.0								
1,1-Dichloropropene	ND	1.0								
1,2,3-Trichlorobenzene	ND	1.0								
1,2,3-Trichloropropane	ND	1.0								
1,2,4-Trichlorobenzene	ND	1.0								
1,2,4-Trimethylbenzene	ND	1.0								
1,2-Dibromo-3-chloropropane	ND	1.0								
1,2-Dibromoethane	ND	1.0								
1,2-Dichlorobenzene	ND	1.0								
1,2-Dichloroethane	ND	1.0								
1,2-Dichloropropane	ND	1.0								
1,3,5-Trimethylbenzene	ND	1.0								
1,3-Dichlorobenzene	ND	1.0								
1,3-Dichloropropane	ND	1.0								
1,4-Dichlorobenzene	ND	1.0								
2,2-Dichloropropane	ND	1.0								
2-Butanone	ND	2.0								
2-Chlorotoluene	ND	1.0								
2-Hexanone	ND	2.0								
2-Methylnaphthalene	ND	1.0								
4-Chlorotoluene	ND	1.0								
4-Isopropyltoluene	ND	1.0								
4-Methyl-2-pentanone	ND	2.0								
Acetone	ND	2.0								
Benzene	ND	1.0								
Bromobenzene	ND	1.0								
Bromodichloromethane	ND	1.0								
Bromoform	ND	1.0								
Bromomethane	ND	1.0								

Note: See Qualifiers Page for a list of qualifiers and their explanation.

RIGHT SOLUTIONS | RIGHT PARTNER

Client: EarthCon
Project: Transwestern Compressor Sta. #9
WorkOrder: HS15110447

QC BATCH REPORT

Batch ID: R264699 **Instrument: VOA4** **Method: SW8260**

MBLK Sample ID: **VBLKW-151112** Units: **ug/L** Analysis Date: **12-Nov-2015 11:18**
Client ID: Run ID: **VOA4_264699** SeqNo: **3492453** PrepDate: DF: **1**

Analyte	Result	PQL	SPK Val	SPK Ref Value	%REC	Control Limit	RPD Ref Value	%RPD	RPD Limit	Qual
Carbon disulfide	ND	2.0								
Carbon tetrachloride	ND	1.0								
Chlorobenzene	ND	1.0								
Chloroethane	ND	1.0								
Chloroform	ND	1.0								
Chloromethane	ND	1.0								
cis-1,2-Dichloroethene	ND	1.0								
cis-1,3-Dichloropropene	ND	1.0								
Dibromochloromethane	ND	1.0								
Dibromomethane	ND	1.0								
Dichlorodifluoromethane	ND	1.0								
Ethylbenzene	ND	1.0								
Hexachlorobutadiene	ND	1.0								
Isopropylbenzene	ND	1.0								
m,p-Xylene	ND	2.0								
Methyl tert-butyl ether	ND	1.0								
Methylene chloride	ND	2.0								
Naphthalene	ND	1.0								
n-Butylbenzene	ND	1.0								
n-Propylbenzene	ND	1.0								
o-Xylene	ND	1.0								
sec-Butylbenzene	ND	1.0								
Styrene	ND	1.0								
tert-Butylbenzene	ND	1.0								
Tetrachloroethene	ND	1.0								
Toluene	ND	1.0								
trans-1,2-Dichloroethene	ND	1.0								
trans-1,3-Dichloropropene	ND	1.0								
Trichloroethene	ND	1.0								
Trichlorofluoromethane	ND	1.0								
Vinyl chloride	ND	1.0								
Xylenes, Total	ND	3.0								
Surr: 1,2-Dichloroethane-d4	*49.26*	*1.0*	*50*	*0*	*98.5*	*71 - 125*				
Surr: 4-Bromofluorobenzene	*46.14*	*1.0*	*50*	*0*	*92.3*	*70 - 125*				

Note: See Qualifiers Page for a list of qualifiers and their explanation.

RIGHT SOLUTIONS | RIGHT PARTNER

Client: EarthCon
Project: Transwestern Compressor Sta. #9
WorkOrder: HS15110447

QC BATCH REPORT

Batch ID: R264699 **Instrument: VOA4** **Method: SW8260**

MBLK Sample ID: **VBLKW-151112** Units: **ug/L** Analysis Date: **12-Nov-2015 11:18**
Client ID: Run ID: **VOA4_264699** SeqNo: **3492453** PrepDate: DF: **1**

Analyte	Result	PQL	SPK Val	SPK Ref Value	%REC	Control Limit	RPD Ref Value	%RPD	RPD Limit	Qual
Surr: Dibromofluoromethane	*50.66*	*1.0*	*50*	*0*	*101*	*74 - 125*				
Surr: Toluene-d8	*50.59*	*1.0*	*50*	*0*	*101*	*75 - 125*				

Note: See Qualifiers Page for a list of qualifiers and their explanation.

RIGHT SOLUTIONS | RIGHT PARTNER

Client: EarthCon
Project: Transwestern Compressor Sta. #9
WorkOrder: HS15110447

QC BATCH REPORT

Batch ID: R264699 **Instrument: VOA4** **Method: SW8260**

LCS Sample ID: **VLCSW-151112** Units: **ug/L** Analysis Date: **12-Nov-2015 10:27**
Client ID: Run ID: **VOA4_264699** SeqNo: **3492452** PrepDate: DF: **1**

Analyte	Result	PQL	SPK Val	SPK Ref Value	%REC	Control Limit	RPD Ref Value	%RPD	RPD Limit	Qual
1,1,1,2-Tetrachloroethane	51.54	1.0	50	0	103	80 - 120				
1,1,1-Trichloroethane	55.86	1.0	50	0	112	75 - 130				
1,1,2,2-Tetrachloroethane	50.65	1.0	50	0	101	74 - 123				
1,1,2-Trichloroethane	51.63	1.0	50	0	103	80 - 120				
1,1-Dichloroethane	51.88	1.0	50	0	104	76 - 120				
1,1-Dichloroethene	51.98	1.0	50	0	104	75 - 130				
1,1-Dichloropropene	49.76	1.0	50	0	99.5	75 - 130				
1,2,3-Trichlorobenzene	53.53	1.0	50	0	107	70 - 131				
1,2,3-Trichloropropane	55.11	1.0	50	0	110	70 - 129				
1,2,4-Trichlorobenzene	51.44	1.0	50	0	103	75 - 126				
1,2,4-Trimethylbenzene	47.69	1.0	50	0	95.4	70 - 125				
1,2-Dibromo-3-chloropropane	55.89	1.0	50	0	112	65 - 125				
1,2-Dibromoethane	56.82	1.0	50	0	114	80 - 121				
1,2-Dichlorobenzene	48.9	1.0	50	0	97.8	80 - 120				
1,2-Dichloroethane	51.75	1.0	50	0	104	76 - 120				
1,2-Dichloropropane	52.3	1.0	50	0	105	80 - 120				
1,3,5-Trimethylbenzene	46.89	1.0	50	0	93.8	80 - 123				
1,3-Dichlorobenzene	47.88	1.0	50	0	95.8	80 - 120				
1,3-Dichloropropane	52.25	1.0	50	0	104	80 - 120				
1,4-Dichlorobenzene	47.45	1.0	50	0	94.9	80 - 120				
2,2-Dichloropropane	48.19	1.0	50	0	96.4	70 - 136				
2-Butanone	117.3	2.0	100	0	117	60 - 140				
2-Chlorotoluene	44.3	1.0	50	0	88.6	75 - 125				
2-Hexanone	120.2	2.0	100	0	120	60 - 131				
2-Methylnaphthalene	52.7	1.0	50	0	105	55 - 140				
4-Chlorotoluene	46	1.0	50	0	92.0	74 - 125				
4-Isopropyltoluene	49.96	1.0	50	0	99.9	79 - 127				
4-Methyl-2-pentanone	135.4	2.0	100	0	135	60 - 135				S
Acetone	117.8	2.0	100	0	118	60 - 140				
Benzene	49.58	1.0	50	0	99.2	80 - 120				
Bromobenzene	45.67	1.0	50	0	91.3	75 - 125				
Bromodichloromethane	52.07	1.0	50	0	104	75 - 125				
Bromoform	57.89	1.0	50	0	116	70 - 130				
Bromomethane	48.25	1.0	50	0	96.5	60 - 140				

Note: See Qualifiers Page for a list of qualifiers and their explanation.

RIGHT SOLUTIONS | RIGHT PARTNER

Client: EarthCon
Project: Transwestern Compressor Sta. #9
WorkOrder: HS15110447

QC BATCH REPORT

Batch ID: R264699 **Instrument: VOA4** **Method: SW8260**

LCS Sample ID: **VLCSW-151112** Units: **ug/L** Analysis Date: **12-Nov-2015 10:27**
Client ID: Run ID: **VOA4_264699** SeqNo: **3492452** PrepDate: DF: **1**

Analyte	Result	PQL	SPK Val	SPK Ref Value	%REC	Control Limit	RPD Ref Value	%RPD	RPD Limit	Qual
Carbon disulfide	105.6	2.0	100	0	106	70 - 130				
Carbon tetrachloride	51.57	1.0	50	0	103	75 - 125				
Chlorobenzene	48.04	1.0	50	0	96.1	80 - 120				
Chloroethane	50.72	1.0	50	0	101	70 - 130				
Chloroform	50.85	1.0	50	0	102	70 - 130				
Chloromethane	47.23	1.0	50	0	94.5	65 - 130				
cis-1,2-Dichloroethene	51.53	1.0	50	0	103	75 - 125				
cis-1,3-Dichloropropene	52.25	1.0	50	0	104	79 - 125				
Dibromochloromethane	53.83	1.0	50	0	108	70 - 130				
Dibromomethane	53.97	1.0	50	0	108	75 - 125				
Dichlorodifluoromethane	45.8	1.0	50	0	91.6	60 - 140				
Ethylbenzene	49.6	1.0	50	0	99.2	80 - 120				
Hexachlorobutadiene	49.17	1.0	50	0	98.3	70 - 135				
Isopropylbenzene	50.78	1.0	50	0	102	75 - 130				
m,p-Xylene	100.2	2.0	100	0	100	80 - 120				
Methyl tert-butyl ether	59.02	1.0	50	0	118	70 - 130				
Methylene chloride	50.76	2.0	50	0	102	65 - 133				
Naphthalene	58.48	1.0	50	0	117	65 - 135				
n-Butylbenzene	52.83	1.0	50	0	106	75 - 128				
n-Propylbenzene	47.59	1.0	50	0	95.2	75 - 130				
o-Xylene	49.98	1.0	50	0	100.0	80 - 120				
sec-Butylbenzene	47.87	1.0	50	0	95.7	70 - 125				
Styrene	52.12	1.0	50	0	104	78 - 122				
tert-Butylbenzene	46.69	1.0	50	0	93.4	70 - 130				
Tetrachloroethene	49.26	1.0	50	0	98.5	75 - 130				
Toluene	48.74	1.0	50	0	97.5	75 - 121				
trans-1,2-Dichloroethene	53.68	1.0	50	0	107	75 - 125				
trans-1,3-Dichloropropene	50.62	1.0	50	0	101	76 - 125				
Trichloroethene	50.84	1.0	50	0	102	71 - 125				
Trichlorofluoromethane	52.52	1.0	50	0	105	67 - 132				
Vinyl chloride	50.41	1.0	50	0	101	70 - 135				
Xylenes, Total	150.2	3.0	150	0	100	79 - 124				
Surr: 1,2-Dichloroethane-d4	*49.59*	*1.0*	*50*	*0*	*99.2*	*71 - 125*				
Surr: 4-Bromofluorobenzene	*49.68*	*1.0*	*50*	*0*	*99.4*	*70 - 125*				

Note: See Qualifiers Page for a list of qualifiers and their explanation.

RIGHT SOLUTIONS | RIGHT PARTNER

Client: EarthCon
Project: Transwestern Compressor Sta. #9
WorkOrder: HS15110447

QC BATCH REPORT

Batch ID: R264699 **Instrument: VOA4** **Method: SW8260**

LCS Sample ID: **VLCSW-151112** Units: **ug/L** Analysis Date: **12-Nov-2015 10:27**
Client ID: Run ID: **VOA4_264699** SeqNo: **3492452** PrepDate: DF: **1**

Analyte	Result	PQL	SPK Val	SPK Ref Value	%REC	Control Limit	RPD Ref Value	%RPD	RPD Limit	Qual
Surr: Dibromofluoromethane	*51.12*	*1.0*	*50*	*0*	*102*	*74 - 125*				
Surr: Toluene-d8	*49.3*	*1.0*	*50*	*0*	*98.6*	*75 - 125*				

Note: See Qualifiers Page for a list of qualifiers and their explanation.

RIGHT SOLUTIONS | RIGHT PARTNER

Client: EarthCon
Project: Transwestern Compressor Sta. #9
WorkOrder: HS15110447

QC BATCH REPORT

Batch ID: R264699 **Instrument: VOA4** **Method: SW8260**

MS Sample ID: **HS15110447-18MS** Units: **ug/L** Analysis Date: **12-Nov-2015 12:58**
Client ID: **MW-39** Run ID: **VOA4_264699** SeqNo: **3492457** PrepDate: DF: **1**

Analyte	Result	PQL	SPK Val	SPK Ref Value	%REC	Control Limit	RPD Ref Value	%RPD	RPD Limit	Qual
1,1,1,2-Tetrachloroethane	50.09	1.0	50	0	100	80 - 120				
1,1,1-Trichloroethane	57.57	1.0	50	0	115	75 - 130				
1,1,2,2-Tetrachloroethane	44.94	1.0	50	0	89.9	74 - 123				
1,1,2-Trichloroethane	49.13	1.0	50	0	98.3	80 - 120				
1,1-Dichloroethane	55.22	1.0	50	3.11	104	76 - 120				
1,1-Dichloroethene	82.09	1.0	50	27.09	110	75 - 130				
1,1-Dichloropropene	52.04	1.0	50	0	104	75 - 130				
1,2,3-Trichlorobenzene	45.83	1.0	50	0	91.7	70 - 131				
1,2,3-Trichloropropane	47.33	1.0	50	0	94.7	70 - 126				
1,2,4-Trichlorobenzene	46.82	1.0	50	0	93.6	75 - 126				
1,2,4-Trimethylbenzene	47.84	1.0	50	0	95.7	70 - 125				
1,2-Dibromo-3-chloropropane	46.96	1.0	50	0	93.9	65 - 125				
1,2-Dibromoethane	53.11	1.0	50	0	106	80 - 121				
1,2-Dichlorobenzene	47.39	1.0	50	0	94.8	80 - 120				
1,2-Dichloroethane	50.22	1.0	50	0	100	76 - 120				
1,2-Dichloropropane	52.46	1.0	50	0	105	80 - 120				
1,3,5-Trimethylbenzene	47.38	1.0	50	0	94.8	80 - 123				
1,3-Dichlorobenzene	47.75	1.0	50	0	95.5	80 - 120				
1,3-Dichloropropane	48.3	1.0	50	0	96.6	80 - 120				
1,4-Dichlorobenzene	47.13	1.0	50	0	94.3	80 - 120				
2,2-Dichloropropane	47.84	1.0	50	0	95.7	75 - 130				
2-Butanone	101.5	2.0	100	0	102	60 - 140				
2-Chlorotoluene	45.18	1.0	50	0	90.4	75 - 125				
2-Hexanone	99.09	2.0	100	0	99.1	60 - 131				
2-Methylnaphthalene	42.46	1.0	50	0	84.9	55 - 140				
4-Chlorotoluene	46.25	1.0	50	0	92.5	74 - 125				
4-Isopropyltoluene	50.41	1.0	50	0	101	79 - 127				
4-Methyl-2-pentanone	118.3	2.0	100	0	118	60 - 135				
Acetone	100.7	2.0	100	0	101	60 - 140				
Benzene	51.59	1.0	50	0	103	80 - 120				
Bromobenzene	45.39	1.0	50	0	90.8	75 - 125				
Bromodichloromethane	52.17	1.0	50	0	104	75 - 125				
Bromoform	52.82	1.0	50	0	106	70 - 130				
Bromomethane	49.21	1.0	50	0	98.4	60 - 140				

Note: See Qualifiers Page for a list of qualifiers and their explanation.

RIGHT SOLUTIONS | RIGHT PARTNER

Client: EarthCon
Project: Transwestern Compressor Sta. #9
WorkOrder: HS15110447

QC BATCH REPORT

Batch ID: R264699 **Instrument: VOA4** **Method: SW8260**

MS Sample ID: **HS15110447-18MS** Units: **ug/L** Analysis Date: **12-Nov-2015 12:58**
Client ID: **MW-39** Run ID: **VOA4_264699** SeqNo: **3492457** PrepDate: DF: **1**

Analyte	Result	PQL	SPK Val	SPK Ref Value	%REC	Control Limit	RPD Ref Value	%RPD	RPD Limit	Qual
Carbon disulfide	110.1	2.0	100	0	110	70 - 130				
Carbon tetrachloride	53.25	1.0	50	0	107	79 - 120				
Chlorobenzene	47.47	1.0	50	0	94.9	80 - 120				
Chloroethane	52.68	1.0	50	0	105	70 - 130				
Chloroform	51.21	1.0	50	0	102	70 - 130				
Chloromethane	47.77	1.0	50	0	95.5	65 - 130				
cis-1,2-Dichloroethene	52.67	1.0	50	0	105	75 - 125				
cis-1,3-Dichloropropene	49.37	1.0	50	0	98.7	79 - 125				
Dibromochloromethane	51.57	1.0	50	0	103	70 - 130				
Dibromomethane	50.73	1.0	50	0	101	75 - 125				
Dichlorodifluoromethane	38.12	1.0	50	0	76.2	60 - 140				
Ethylbenzene	49.73	1.0	50	0	99.5	80 - 120				
Hexachlorobutadiene	44.31	1.0	50	0	88.6	70 - 135				
Isopropylbenzene	51.62	1.0	50	0	103	75 - 130				
m,p-Xylene	101.6	2.0	100	0	102	80 - 120				
Methyl tert-butyl ether	52.98	1.0	50	0	106	70 - 130				
Methylene chloride	50.55	2.0	50	0	101	65 - 133				
Naphthalene	45.86	1.0	50	0	91.7	65 - 135				
n-Butylbenzene	54.21	1.0	50	0	108	75 - 128				
n-Propylbenzene	49.3	1.0	50	0	98.6	75 - 130				
o-Xylene	49.61	1.0	50	0	99.2	80 - 120				
sec-Butylbenzene	49.43	1.0	50	0	98.9	70 - 125				
Styrene	51.51	1.0	50	0	103	78 - 122				
tert-Butylbenzene	47.98	1.0	50	0	96.0	70 - 130				
Tetrachloroethene	50.51	1.0	50	0	101	75 - 130				
Toluene	49.15	1.0	50	0	98.3	75 - 121				
trans-1,2-Dichloroethene	54.02	1.0	50	0	108	75 - 125				
trans-1,3-Dichloropropene	46.49	1.0	50	0	93.0	76 - 125				
Trichloroethene	51.88	1.0	50	0	104	71 - 125				
Trichlorofluoromethane	55.54	1.0	50	0	111	67 - 132				
Vinyl chloride	51.97	1.0	50	0	104	70 - 135				
Xylenes, Total	151.2	3.0	150	0	101	80 - 124				
Surr: 1,2-Dichloroethane-d4	*48.9*	*1.0*	*50*	*0*	*97.8*	*71 - 125*				
Surr: 4-Bromofluorobenzene	*49.79*	*1.0*	*50*	*0*	*99.6*	*70 - 125*				

Note: See Qualifiers Page for a list of qualifiers and their explanation.

RIGHT SOLUTIONS | RIGHT PARTNER

Client: EarthCon
Project: Transwestern Compressor Sta. #9
WorkOrder: HS15110447

QC BATCH REPORT

Batch ID: R264699 **Instrument: VOA4** **Method: SW8260**

MS Sample ID: **HS15110447-18MS** Units: **ug/L** Analysis Date: **12-Nov-2015 12:58**
Client ID: **MW-39** Run ID: **VOA4_264699** SeqNo: **3492457** PrepDate: DF: **1**

Analyte	Result	PQL	SPK Val	SPK Ref Value	%REC	Control Limit	RPD Ref Value	%RPD	RPD Limit	Qual
Surr: Dibromofluoromethane	*51.23*	*1.0*	*50*	*0*	*102*	*74 - 125*				
Surr: Toluene-d8	*48.97*	*1.0*	*50*	*0*	*97.9*	*75 - 125*				

Note: See Qualifiers Page for a list of qualifiers and their explanation.

RIGHT SOLUTIONS | RIGHT PARTNER

Client: EarthCon
Project: Transwestern Compressor Sta. #9
WorkOrder: HS15110447

QC BATCH REPORT

Batch ID: R264699 **Instrument: VOA4** **Method: SW8260**

MSD Sample ID: **HS15110447-18MSD** Units: **ug/L** Analysis Date: **12-Nov-2015 13:23**
Client ID: **MW-39** Run ID: **VOA4_264699** SeqNo: **3492458** PrepDate: DF: **1**

Analyte	Result	PQL	SPK Val	SPK Ref Value	%REC	Control Limit	RPD Ref Value	RPD %RPD	RPD Limit	Qual
1,1,1,2-Tetrachloroethane	49.91	1.0	50	0	99.8	80 - 120	50.09	0.369	20	
1,1,1-Trichloroethane	56.19	1.0	50	0	112	75 - 130	57.57	2.43	20	
1,1,2,2-Tetrachloroethane	45.76	1.0	50	0	91.5	74 - 123	44.94	1.82	20	
1,1,2-Trichloroethane	48.87	1.0	50	0	97.7	80 - 120	49.13	0.544	20	
1,1-Dichloroethane	54.52	1.0	50	3.11	103	76 - 120	55.22	1.28	20	
1,1-Dichloroethene	80.01	1.0	50	27.09	106	75 - 130	82.09	2.57	20	
1,1-Dichloropropene	50.64	1.0	50	0	101	75 - 130	52.04	2.71	20	
1,2,3-Trichlorobenzene	49.72	1.0	50	0	99.4	70 - 131	45.83	8.14	20	
1,2,3-Trichloropropane	48.66	1.0	50	0	97.3	70 - 126	47.33	2.78	20	
1,2,4-Trichlorobenzene	49.07	1.0	50	0	98.1	75 - 126	46.82	4.69	20	
1,2,4-Trimethylbenzene	47.14	1.0	50	0	94.3	70 - 125	47.84	1.46	20	
1,2-Dibromo-3-chloropropane	50.16	1.0	50	0	100	65 - 125	46.96	6.59	20	
1,2-Dibromoethane	52.15	1.0	50	0	104	80 - 121	53.11	1.83	20	
1,2-Dichlorobenzene	46.96	1.0	50	0	93.9	80 - 120	47.39	0.912	20	
1,2-Dichloroethane	49.31	1.0	50	0	98.6	76 - 120	50.22	1.83	20	
1,2-Dichloropropane	50.89	1.0	50	0	102	80 - 120	52.46	3.05	20	
1,3,5-Trimethylbenzene	46.74	1.0	50	0	93.5	80 - 123	47.38	1.35	20	
1,3-Dichlorobenzene	47.28	1.0	50	0	94.6	80 - 120	47.75	0.997	20	
1,3-Dichloropropane	48.72	1.0	50	0	97.4	80 - 120	48.3	0.856	20	
1,4-Dichlorobenzene	46.75	1.0	50	0	93.5	80 - 120	47.13	0.818	20	
2,2-Dichloropropane	48.66	1.0	50	0	97.3	75 - 130	47.84	1.69	20	
2-Butanone	106.4	2.0	100	0	106	60 - 140	101.5	4.68	20	
2-Chlorotoluene	43.51	1.0	50	0	87.0	75 - 125	45.18	3.77	20	
2-Hexanone	109.5	2.0	100	0	110	60 - 131	99.09	9.99	20	
2-Methylnaphthalene	47.7	1.0	50	0	95.4	55 - 140	42.46	11.6	20	
4-Chlorotoluene	45.03	1.0	50	0	90.1	74 - 125	46.25	2.68	20	
4-Isopropyltoluene	49.56	1.0	50	0	99.1	79 - 127	50.41	1.7	20	
4-Methyl-2-pentanone	125.2	2.0	100	0	125	60 - 135	118.3	5.74	20	
Acetone	104.2	2.0	100	0	104	60 - 140	100.7	3.42	20	
Benzene	49.99	1.0	50	0	100.0	80 - 120	51.59	3.16	20	
Bromobenzene	44.54	1.0	50	0	89.1	75 - 125	45.39	1.89	20	
Bromodichloromethane	51.48	1.0	50	0	103	75 - 125	52.17	1.33	20	
Bromoform	53.77	1.0	50	0	108	70 - 130	52.82	1.79	20	
Bromomethane	49.33	1.0	50	0	98.7	60 - 140	49.21	0.229	20	

Note: See Qualifiers Page for a list of qualifiers and their explanation.

RIGHT SOLUTIONS | RIGHT PARTNER

Client: EarthCon
Project: Transwestern Compressor Sta. #9
WorkOrder: HS15110447

QC BATCH REPORT

Batch ID: R264699 **Instrument: VOA4** **Method: SW8260**

MSD Sample ID: **HS15110447-18MSD** Units: **ug/L** Analysis Date: **12-Nov-2015 13:23**
Client ID: **MW-39** Run ID: **VOA4_264699** SeqNo: **3492458** PrepDate: DF: **1**

Analyte	Result	PQL	SPK Val	SPK Ref Value	%REC	Control Limit	RPD Ref Value	RPD %RPD	RPD Limit	Qual
Carbon disulfide	106.8	2.0	100	0	107	70 - 130	110.1	3.1	20	
Carbon tetrachloride	51.73	1.0	50	0	103	75 - 125	53.25	2.9	20	
Chlorobenzene	47.87	1.0	50	0	95.7	80 - 120	47.47	0.836	20	
Chloroethane	51.73	1.0	50	0	103	70 - 130	52.68	1.84	20	
Chloroform	49.81	1.0	50	0	99.6	70 - 130	51.21	2.76	20	
Chloromethane	47.12	1.0	50	0	94.2	65 - 130	47.77	1.37	20	
cis-1,2-Dichloroethene	51.62	1.0	50	0	103	75 - 125	52.67	2.01	20	
cis-1,3-Dichloropropene	49.63	1.0	50	0	99.3	79 - 125	49.37	0.518	20	
Dibromochloromethane	51.76	1.0	50	0	104	70 - 130	51.57	0.373	20	
Dibromomethane	49.35	1.0	50	0	98.7	75 - 125	50.73	2.75	20	
Dichlorodifluoromethane	36.44	1.0	50	0	72.9	60 - 140	38.12	4.48	20	
Ethylbenzene	48.39	1.0	50	0	96.8	80 - 120	49.73	2.74	20	
Hexachlorobutadiene	48.37	1.0	50	0	96.7	70 - 135	44.31	8.76	20	
Isopropylbenzene	51.5	1.0	50	0	103	75 - 130	51.62	0.234	20	
m,p-Xylene	100.1	2.0	100	0	100	80 - 120	101.6	1.47	20	
Methyl tert-butyl ether	54.64	1.0	50	0	109	70 - 130	52.98	3.08	20	
Methylene chloride	49.21	2.0	50	0	98.4	65 - 133	50.55	2.68	20	
Naphthalene	52.63	1.0	50	0	105	65 - 135	45.86	13.7	20	
n-Butylbenzene	53.76	1.0	50	0	108	75 - 128	54.21	0.826	20	
n-Propylbenzene	48.41	1.0	50	0	96.8	75 - 130	49.3	1.82	20	
o-Xylene	49.94	1.0	50	0	99.9	80 - 120	49.61	0.66	20	
sec-Butylbenzene	48.58	1.0	50	0	97.2	70 - 125	49.43	1.72	20	
Styrene	51.18	1.0	50	0	102	78 - 122	51.51	0.653	20	
tert-Butylbenzene	47.49	1.0	50	0	95.0	70 - 130	47.98	1.04	20	
Tetrachloroethene	50.39	1.0	50	0	101	75 - 130	50.51	0.226	20	
Toluene	48.61	1.0	50	0	97.2	75 - 121	49.15	1.11	20	
trans-1,2-Dichloroethene	53.98	1.0	50	0	108	75 - 125	54.02	0.0881	20	
trans-1,3-Dichloropropene	47.66	1.0	50	0	95.3	76 - 125	46.49	2.49	20	
Trichloroethene	51.68	1.0	50	0	103	71 - 125	51.88	0.392	20	
Trichlorofluoromethane	54.18	1.0	50	0	108	67 - 132	55.54	2.48	20	
Vinyl chloride	52.15	1.0	50	0	104	70 - 135	51.97	0.356	20	
Xylenes, Total	150	3.0	150	0	100	80 - 124	151.2	0.767	20	
Surr: 1,2-Dichloroethane-d4	*48.57*	*1.0*	*50*	*0*	*97.1*	*71 - 125*	*48.9*	*0.665*	*20*	
Surr: 4-Bromofluorobenzene	*49.29*	*1.0*	*50*	*0*	*98.6*	*70 - 125*	*49.79*	*1.01*	*20*	

Note: See Qualifiers Page for a list of qualifiers and their explanation.

RIGHT SOLUTIONS | RIGHT PARTNER

Client: EarthCon
Project: Transwestern Compressor Sta. #9
WorkOrder: HS15110447

QC BATCH REPORT

Batch ID: **R264699** **Instrument:** **VOA4** **Method:** **SW8260**

MSD Sample ID: **HS15110447-18MSD** Units: **ug/L** Analysis Date: **12-Nov-2015 13:23**
Client ID: **MW-39** Run ID: **VOA4_264699** SeqNo: **3492458** PrepDate: DF: **1**

Analyte	Result	PQL	SPK Val	SPK Ref Value	%REC	Control Limit	RPD Ref Value	%RPD	RPD Limit	Qual
Surr: Dibromofluoromethane	*50.14*	*1.0*	*50*	*0*	*100*	*74 - 125*	*51.23*	*2.16*	*20*	
Surr: Toluene-d8	*48.81*	*1.0*	*50*	*0*	*97.6*	*75 - 125*	*48.97*	*0.336*	*20*	

The following samples were anayzed in this batch:

HS15110447-01	HS15110447-02	HS15110447-03	HS15110447-04
HS15110447-05	HS15110447-06	HS15110447-08	HS15110447-09
HS15110447-10	HS15110447-11	HS15110447-12	HS15110447-13
HS15110447-14	HS15110447-15	HS15110447-16	HS15110447-17
HS15110447-18			

Note: See Qualifiers Page for a list of qualifiers and their explanation.

RIGHT SOLUTIONS | RIGHT PARTNER

Client: EarthCon
Project: Transwestern Compressor Sta. #9
WorkOrder: HS15110447

QC BATCH REPORT

Batch ID: R264759 **Instrument: VOA2** **Method: SW8260**

MBLK Sample ID: **VBLKW-151112** Units: **ug/L** Analysis Date: **12-Nov-2015 11:25**
Client ID: Run ID: **VOA2_264759** SeqNo: **3493313** PrepDate: DF: **1**

Analyte	Result	PQL	SPK Val	SPK Ref Value	%REC	Control Limit	RPD Ref Value	%RPD	RPD Limit	Qual
Benzene	ND	1.0								
Ethylbenzene	ND	1.0								
m,p-Xylene	ND	2.0								
o-Xylene	ND	1.0								
Toluene	ND	1.0								
Xylenes, Total	ND	3.0								
Surr: 1,2-Dichloroethane-d4	*38.65*	*1.0*	*50*	*0*	*77.3*	*71 - 125*				
Surr: 4-Bromofluorobenzene	*47.87*	*1.0*	*50*	*0*	*95.7*	*70 - 125*				
Surr: Dibromofluoromethane	*48.38*	*1.0*	*50*	*0*	*96.8*	*74 - 125*				
Surr: Toluene-d8	*49.88*	*1.0*	*50*	*0*	*99.8*	*75 - 125*				

LCS Sample ID: **VLCSW-151112** Units: **ug/L** Analysis Date: **12-Nov-2015 10:35**
Client ID: Run ID: **VOA2_264759** SeqNo: **3493312** PrepDate: DF: **1**

Analyte	Result	PQL	SPK Val	SPK Ref Value	%REC	Control Limit	RPD Ref Value	%RPD	RPD Limit	Qual
Benzene	42.62	1.0	50	0	85.2	80 - 120				
Ethylbenzene	43.47	1.0	50	0	86.9	80 - 120				
m,p-Xylene	85.49	2.0	100	0	85.5	80 - 120				
o-Xylene	43.14	1.0	50	0	86.3	80 - 120				
Toluene	41.73	1.0	50	0	83.5	75 - 121				
Xylenes, Total	128.6	3.0	150	0	85.8	79 - 124				
Surr: 1,2-Dichloroethane-d4	*40.03*	*1.0*	*50*	*0*	*80.1*	*71 - 125*				
Surr: 4-Bromofluorobenzene	*48.02*	*1.0*	*50*	*0*	*96.0*	*70 - 125*				
Surr: Dibromofluoromethane	*46.85*	*1.0*	*50*	*0*	*93.7*	*74 - 125*				
Surr: Toluene-d8	*48.1*	*1.0*	*50*	*0*	*96.2*	*75 - 125*				

Note: See Qualifiers Page for a list of qualifiers and their explanation.

RIGHT SOLUTIONS | RIGHT PARTNER

Client: EarthCon
Project: Transwestern Compressor Sta. #9
WorkOrder: HS15110447

QC BATCH REPORT

Batch ID: R264759 **Instrument: VOA2** **Method: SW8260**

MS Sample ID: **HS15110468-02MS** Units: **ug/L** Analysis Date: **12-Nov-2015 15:29**
Client ID: Run ID: **VOA2_264759** SeqNo: **3493322** PrepDate: DF: **1**

Analyte	Result	PQL	SPK Val	SPK Ref Value	%REC	Control Limit	RPD Ref Value	%RPD	RPD Limit	Qual
Benzene	43.62	1.0	50	0	87.2	80 - 120				
Ethylbenzene	45.14	1.0	50	0	90.3	80 - 120				
m,p-Xylene	93.86	2.0	100	0	93.9	80 - 120				
o-Xylene	45.55	1.0	50	0	91.1	80 - 120				
Toluene	44.53	1.0	50	0	89.1	75 - 121				
Xylenes, Total	139.4	3.0	150	0	92.9	80 - 124				
Surr: 1,2-Dichloroethane-d4	*40.17*	*1.0*	*50*	*0*	*80.3*	*71 - 125*				
Surr: 4-Bromofluorobenzene	*49.04*	*1.0*	*50*	*0*	*98.1*	*70 - 125*				
Surr: Dibromofluoromethane	*47.48*	*1.0*	*50*	*0*	*95.0*	*74 - 125*				
Surr: Toluene-d8	*47.39*	*1.0*	*50*	*0*	*94.8*	*75 - 125*				

MSD Sample ID: **HS15110468-02MSD** Units: **ug/L** Analysis Date: **12-Nov-2015 15:54**
Client ID: Run ID: **VOA2_264759** SeqNo: **3493323** PrepDate: DF: **1**

Analyte	Result	PQL	SPK Val	SPK Ref Value	%REC	Control Limit	RPD Ref Value	%RPD	RPD Limit	Qual
Benzene	43.36	1.0	50	0	86.7	80 - 120	43.62	0.588	20	
Ethylbenzene	44.33	1.0	50	0	88.7	80 - 120	45.14	1.82	20	
m,p-Xylene	88.19	2.0	100	0	88.2	80 - 120	93.86	6.24	20	
o-Xylene	43.99	1.0	50	0	88.0	80 - 120	45.55	3.48	20	
Toluene	42.87	1.0	50	0	85.7	75 - 121	44.53	3.8	20	
Xylenes, Total	132.2	3.0	150	0	88.1	80 - 124	139.4	5.33	20	
Surr: 1,2-Dichloroethane-d4	*40.51*	*1.0*	*50*	*0*	*81.0*	*71 - 125*	*40.17*	*0.84*	*20*	
Surr: 4-Bromofluorobenzene	*48.74*	*1.0*	*50*	*0*	*97.5*	*70 - 125*	*49.04*	*0.616*	*20*	
Surr: Dibromofluoromethane	*47.19*	*1.0*	*50*	*0*	*94.4*	*74 - 125*	*47.48*	*0.604*	*20*	
Surr: Toluene-d8	*48.38*	*1.0*	*50*	*0*	*96.8*	*75 - 125*	*47.39*	*2.08*	*20*	

The following samples were anayzed in this batch: HS15110447-07 HS15110447-19 HS15110447-20 HS15110447-21 HS15110447-22

Note: See Qualifiers Page for a list of qualifiers and their explanation.

RIGHT SOLUTIONS | RIGHT PARTNER

Client: EarthCon
Project: Transwestern Compressor Sta. #9
WorkOrder: HS15110447

QC BATCH REPORT

Batch ID: R264863 **Instrument: VOA4** **Method: SW8260**

MBLK Sample ID: **VBLKW-151116** Units: **ug/L** Analysis Date: **16-Nov-2015 11:16**
Client ID: Run ID: **VOA4_264863** SeqNo: **3495498** PrepDate: DF: **1**

Analyte	Result	PQL	SPK Val	SPK Ref Value	%REC	Control Limit	RPD Ref Value	%RPD	RPD Limit	Qual
1,1,1,2-Tetrachloroethane	ND	1.0								
1,1,1-Trichloroethane	ND	1.0								
1,1,2,2-Tetrachloroethane	ND	1.0								
1,1,2-Trichloroethane	ND	1.0								
1,1-Dichloroethane	ND	1.0								
1,1-Dichloroethene	ND	1.0								
1,1-Dichloropropene	ND	1.0								
1,2,3-Trichlorobenzene	ND	1.0								
1,2,3-Trichloropropane	ND	1.0								
1,2,4-Trichlorobenzene	ND	1.0								
1,2,4-Trimethylbenzene	ND	1.0								
1,2-Dibromo-3-chloropropane	ND	1.0								
1,2-Dibromoethane	ND	1.0								
1,2-Dichlorobenzene	ND	1.0								
1,2-Dichloroethane	ND	1.0								
1,2-Dichloropropane	ND	1.0								
1,3,5-Trimethylbenzene	ND	1.0								
1,3-Dichlorobenzene	ND	1.0								
1,3-Dichloropropane	ND	1.0								
1,4-Dichlorobenzene	ND	1.0								
1-Methylnaphthalene	ND	1.0								
2,2-Dichloropropane	ND	1.0								
2-Butanone	ND	2.0								
2-Chlorotoluene	ND	1.0								
2-Hexanone	ND	2.0								
2-Methylnaphthalene	ND	1.0								
4-Chlorotoluene	ND	1.0								
4-Isopropyltoluene	ND	1.0								
4-Methyl-2-pentanone	ND	2.0								
Acetone	ND	2.0								
Benzene	ND	1.0								
Bromobenzene	ND	1.0								
Bromodichloromethane	ND	1.0								
Bromoform	ND	1.0								

Note: See Qualifiers Page for a list of qualifiers and their explanation.

RIGHT SOLUTIONS | RIGHT PARTNER

Client: EarthCon
Project: Transwestern Compressor Sta. #9
WorkOrder: HS15110447

QC BATCH REPORT

Batch ID: R264863 **Instrument: VOA4** **Method: SW8260**

MBLK Sample ID: **VBLKW-151116** Units: **ug/L** Analysis Date: **16-Nov-2015 11:16**
Client ID: Run ID: **VOA4_264863** SeqNo: **3495498** PrepDate: DF: **1**

Analyte	Result	PQL	SPK Val	SPK Ref Value	%REC	Control Limit	RPD Ref Value	%RPD	RPD Limit	Qual
Bromomethane	ND	1.0								
Carbon disulfide	ND	2.0								
Carbon tetrachloride	ND	1.0								
Chlorobenzene	ND	1.0								
Chloroethane	ND	1.0								
Chloroform	ND	1.0								
Chloromethane	ND	1.0								
cis-1,2-Dichloroethene	ND	1.0								
cis-1,3-Dichloropropene	ND	1.0								
Dibromochloromethane	ND	1.0								
Dibromomethane	ND	1.0								
Dichlorodifluoromethane	ND	1.0								
Ethylbenzene	ND	1.0								
Hexachlorobutadiene	ND	1.0								
Isopropylbenzene	ND	1.0								
Methyl tert-butyl ether	ND	1.0								
Methylene chloride	ND	2.0								
Naphthalene	ND	1.0								
n-Butylbenzene	ND	1.0								
n-Propylbenzene	ND	1.0								
sec-Butylbenzene	ND	1.0								
Styrene	ND	1.0								
tert-Butylbenzene	ND	1.0								
Tetrachloroethene	ND	1.0								
Toluene	ND	1.0								
trans-1,2-Dichloroethene	ND	1.0								
trans-1,3-Dichloropropene	ND	1.0								
Trichloroethene	ND	1.0								
Trichlorofluoromethane	ND	1.0								
Vinyl chloride	ND	1.0								
Xylenes, Total	ND	3.0								
Surr: 1,2-Dichloroethane-d4	*51.73*	*1.0*	*50*	*0*	*103*	*71 - 125*				
Surr: 4-Bromofluorobenzene	*45.78*	*1.0*	*50*	*0*	*91.6*	*70 - 125*				
Surr: Dibromofluoromethane	*51.25*	*1.0*	*50*	*0*	*102*	*74 - 125*				

Note: See Qualifiers Page for a list of qualifiers and their explanation.

RIGHT SOLUTIONS | RIGHT PARTNER

Client: EarthCon
Project: Transwestern Compressor Sta. #9
WorkOrder: HS15110447

QC BATCH REPORT

Batch ID: R264863 **Instrument: VOA4** **Method: SW8260**

MBLK Sample ID: **VBLKW-151116** Units: **ug/L** Analysis Date: **16-Nov-2015 11:16**
Client ID: Run ID: **VOA4_264863** SeqNo: **3495498** PrepDate: DF: **1**

Analyte	Result	PQL	SPK Val	SPK Ref Value	%REC	Control Limit	RPD Ref Value	%RPD	RPD Limit	Qual
Surr: Toluene-d8	*51.61*	*1.0*	*50*	*0*	*103*	*75 - 125*				

Note: See Qualifiers Page for a list of qualifiers and their explanation.

RIGHT SOLUTIONS | RIGHT PARTNER

Client: EarthCon
Project: Transwestern Compressor Sta. #9
WorkOrder: HS15110447

QC BATCH REPORT

Batch ID: R264863 **Instrument: VOA4** **Method: SW8260**

LCS Sample ID: **VLCSW-151116** Units: **ug/L** Analysis Date: **16-Nov-2015 10:26**
Client ID: Run ID: **VOA4_264863** SeqNo: **3495497** PrepDate: DF: **1**

Analyte	Result	PQL	SPK Val	SPK Ref Value	%REC	Control Limit	RPD Ref Value	%RPD	RPD Limit	Qual
1,1,1,2-Tetrachloroethane	49.59	1.0	50	0	99.2	80 - 120				
1,1,1-Trichloroethane	56.31	1.0	50	0	113	75 - 130				
1,1,2,2-Tetrachloroethane	47.76	1.0	50	0	95.5	74 - 123				
1,1,2-Trichloroethane	50.35	1.0	50	0	101	80 - 120				
1,1-Dichloroethane	51.73	1.0	50	0	103	76 - 120				
1,1-Dichloroethene	52.39	1.0	50	0	105	75 - 130				
1,1-Dichloropropene	49.22	1.0	50	0	98.4	75 - 130				
1,2,3-Trichlorobenzene	52.68	1.0	50	0	105	70 - 131				
1,2,3-Trichloropropane	52.13	1.0	50	0	104	70 - 129				
1,2,4-Trichlorobenzene	49.39	1.0	50	0	98.8	75 - 126				
1,2,4-Trimethylbenzene	46.88	1.0	50	0	93.8	70 - 125				
1,2-Dibromo-3-chloropropane	51.57	1.0	50	0	103	65 - 125				
1,2-Dibromoethane	54.02	1.0	50	0	108	80 - 121				
1,2-Dichlorobenzene	46.45	1.0	50	0	92.9	80 - 120				
1,2-Dichloroethane	50.89	1.0	50	0	102	76 - 120				
1,2-Dichloropropane	51.01	1.0	50	0	102	80 - 120				
1,3,5-Trimethylbenzene	45.43	1.0	50	0	90.9	80 - 123				
1,3-Dichlorobenzene	46.83	1.0	50	0	93.7	80 - 120				
1,3-Dichloropropane	50.15	1.0	50	0	100	80 - 120				
1,4-Dichlorobenzene	46.46	1.0	50	0	92.9	80 - 120				
1-Methylnaphthalene	52.84	1.0	50	0	106	60 - 140				
2,2-Dichloropropane	49.68	1.0	50	0	99.4	70 - 136				
2-Butanone	114.6	2.0	100	0	115	60 - 140				
2-Chlorotoluene	42.89	1.0	50	0	85.8	75 - 125				
2-Hexanone	114.3	2.0	100	0	114	60 - 131				
2-Methylnaphthalene	52.61	1.0	50	0	105	55 - 140				
4-Chlorotoluene	44.27	1.0	50	0	88.5	74 - 125				
4-Isopropyltoluene	48.72	1.0	50	0	97.4	79 - 127				
4-Methyl-2-pentanone	126.9	2.0	100	0	127	60 - 135				
Acetone	114.6	2.0	100	0	115	60 - 140				
Benzene	49.81	1.0	50	0	99.6	80 - 120				
Bromobenzene	44.66	1.0	50	0	89.3	75 - 125				
Bromodichloromethane	51.69	1.0	50	0	103	75 - 125				
Bromoform	55.83	1.0	50	0	112	70 - 130				

Note: See Qualifiers Page for a list of qualifiers and their explanation.

RIGHT SOLUTIONS | RIGHT PARTNER

Client: EarthCon
Project: Transwestern Compressor Sta. #9
WorkOrder: HS15110447

QC BATCH REPORT

Batch ID: R264863 **Instrument: VOA4** **Method: SW8260**

LCS Sample ID: **VLCSW-151116** Units: **ug/L** Analysis Date: **16-Nov-2015 10:26**
Client ID: Run ID: **VOA4_264863** SeqNo: **3495497** PrepDate: DF: **1**

Analyte	Result	PQL	SPK Val	SPK Ref Value	%REC	Control Limit	RPD Ref Value	%RPD	RPD Limit	Qual
Bromomethane	50.9	1.0	50	0	102	60 - 140				
Carbon disulfide	107.9	2.0	100	0	108	70 - 130				
Carbon tetrachloride	48.94	1.0	50	0	97.9	75 - 125				
Chlorobenzene	45.66	1.0	50	0	91.3	80 - 120				
Chloroethane	52.67	1.0	50	0	105	70 - 130				
Chloroform	50.72	1.0	50	0	101	70 - 130				
Chloromethane	48.69	1.0	50	0	97.4	65 - 130				
cis-1,2-Dichloroethene	51.69	1.0	50	0	103	75 - 125				
cis-1,3-Dichloropropene	49.93	1.0	50	0	99.9	79 - 125				
Dibromochloromethane	52.07	1.0	50	0	104	70 - 130				
Dibromomethane	51.84	1.0	50	0	104	75 - 125				
Dichlorodifluoromethane	49.59	1.0	50	0	99.2	60 - 140				
Ethylbenzene	47.62	1.0	50	0	95.2	80 - 120				
Hexachlorobutadiene	47.35	1.0	50	0	94.7	70 - 135				
Isopropylbenzene	48.77	1.0	50	0	97.5	75 - 130				
Methyl tert-butyl ether	59.99	1.0	50	0	120	70 - 130				
Methylene chloride	51.92	2.0	50	0	104	65 - 133				
Naphthalene	57.23	1.0	50	0	114	65 - 135				
n-Butylbenzene	50.7	1.0	50	0	101	75 - 128				
n-Propylbenzene	46.51	1.0	50	0	93.0	75 - 130				
sec-Butylbenzene	46.29	1.0	50	0	92.6	70 - 125				
Styrene	50.57	1.0	50	0	101	78 - 122				
tert-Butylbenzene	44.97	1.0	50	0	89.9	70 - 130				
Tetrachloroethene	47.24	1.0	50	0	94.5	75 - 130				
Toluene	46.45	1.0	50	0	92.9	75 - 121				
trans-1,2-Dichloroethene	53.45	1.0	50	0	107	75 - 125				
trans-1,3-Dichloropropene	49.12	1.0	50	0	98.2	76 - 125				
Trichloroethene	48.73	1.0	50	0	97.5	71 - 125				
Trichlorofluoromethane	53.47	1.0	50	0	107	67 - 132				
Vinyl chloride	52.09	1.0	50	0	104	70 - 135				
Xylenes, Total	146.3	3.0	150	0	97.6	79 - 124				
Surr: 1,2-Dichloroethane-d4	*50.69*	*1.0*	*50*	*0*	*101*	*71 - 125*				
Surr: 4-Bromofluorobenzene	*47.99*	*1.0*	*50*	*0*	*96.0*	*70 - 125*				
Surr: Dibromofluoromethane	*53.13*	*1.0*	*50*	*0*	*106*	*74 - 125*				

Note: See Qualifiers Page for a list of qualifiers and their explanation.

RIGHT SOLUTIONS | RIGHT PARTNER

Client: EarthCon
Project: Transwestern Compressor Sta. #9
WorkOrder: HS15110447

QC BATCH REPORT

Batch ID: R264863 **Instrument: VOA4** **Method: SW8260**

LCS Sample ID: **VLCSW-151116** Units: **ug/L** Analysis Date: **16-Nov-2015 10:26**
Client ID: Run ID: **VOA4_264863** SeqNo: **3495497** PrepDate: DF: **1**

Analyte	Result	PQL	SPK Val	SPK Ref Value	%REC	Control Limit	RPD Ref Value	%RPD	RPD Limit	Qual
Surr: Toluene-d8	*48.81*	*1.0*	*50*	*0*	*97.6*	*75 - 125*				

Note: See Qualifiers Page for a list of qualifiers and their explanation.

RIGHT SOLUTIONS | RIGHT PARTNER

Client: EarthCon
Project: Transwestern Compressor Sta. #9
WorkOrder: HS15110447

QC BATCH REPORT

Batch ID: R264863 **Instrument: VOA4** **Method: SW8260**

MS Sample ID: **HS15110560-03MS** Units: **ug/L** Analysis Date: **16-Nov-2015 17:13**
Client ID: Run ID: **VOA4_264863** SeqNo: **3496495** PrepDate: DF: **1**

Analyte	Result	PQL	SPK Val	SPK Ref Value	%REC	Control Limit	RPD Ref Value	%RPD	RPD Limit	Qual
1,1,1,2-Tetrachloroethane	46.13	1.0	50	0	92.3	80 - 120				
1,1,1-Trichloroethane	50.06	1.0	50	0	100	75 - 130				
1,1,2,2-Tetrachloroethane	46.22	1.0	50	0	92.4	74 - 123				
1,1,2-Trichloroethane	47.06	1.0	50	0	94.1	80 - 120				
1,1-Dichloroethane	46.76	1.0	50	0	93.5	76 - 120				
1,1-Dichloroethene	43.19	1.0	50	0	86.4	75 - 130				
1,1-Dichloropropene	46.4	1.0	50	0	92.8	75 - 130				
1,2,3-Trichlorobenzene	46.05	1.0	50	0	92.1	70 - 131				
1,2,3-Trichloropropane	49.02	1.0	50	0	98.0	70 - 126				
1,2,4-Trichlorobenzene	43.28	1.0	50	0	86.6	75 - 126				
1,2,4-Trimethylbenzene	43.12	1.0	50	0	86.2	70 - 125				
1,2-Dibromo-3-chloropropane	51.13	1.0	50	0	102	65 - 125				
1,2-Dibromoethane	51.53	1.0	50	0	103	80 - 121				
1,2-Dichlorobenzene	43.85	1.0	50	0	87.7	80 - 120				
1,2-Dichloroethane	48.89	1.0	50	0	97.8	76 - 120				
1,2-Dichloropropane	47.93	1.0	50	0	95.9	80 - 120				
1,3,5-Trimethylbenzene	43.11	1.0	50	0	86.2	80 - 123				
1,3-Dichlorobenzene	43.66	1.0	50	0	87.3	80 - 120				
1,3-Dichloropropane	47.15	1.0	50	0	94.3	80 - 120				
1,4-Dichlorobenzene	42.44	1.0	50	0	84.9	80 - 120				
1-Methylnaphthalene	37.2	1.0	50	0	74.4	60 - 140				
2,2-Dichloropropane	41.21	1.0	50	0	82.4	75 - 130				
2-Butanone	116.1	2.0	100	0	116	60 - 140				
2-Chlorotoluene	40.79	1.0	50	0	81.6	75 - 125				
2-Hexanone	113.5	2.0	100	0	114	60 - 131				
2-Methylnaphthalene	39.81	1.0	50	0	79.6	55 - 140				
4-Chlorotoluene	42.03	1.0	50	0	84.1	74 - 125				
4-Isopropyltoluene	45.24	1.0	50	0	90.5	79 - 127				
4-Methyl-2-pentanone	131.6	2.0	100	0	132	60 - 135				
Acetone	114	2.0	100	0	114	60 - 140				
Benzene	47.23	1.0	50	0	94.5	80 - 120				
Bromobenzene	41.79	1.0	50	0	83.6	75 - 125				
Bromodichloromethane	49.43	1.0	50	0	98.9	75 - 125				
Bromoform	53.32	1.0	50	0	107	70 - 130				

Note: See Qualifiers Page for a list of qualifiers and their explanation.

RIGHT SOLUTIONS | RIGHT PARTNER

Client: EarthCon
Project: Transwestern Compressor Sta. #9
WorkOrder: HS15110447

QC BATCH REPORT

Batch ID: R264863 **Instrument: VOA4** **Method: SW8260**

MS Sample ID: **HS15110560-03MS** Units: **ug/L** Analysis Date: **16-Nov-2015 17:13**
Client ID: Run ID: **VOA4_264863** SeqNo: **3496495** PrepDate: DF: **1**

Analyte	Result	PQL	SPK Val	SPK Ref Value	%REC	Control Limit	RPD Ref Value	%RPD	RPD Limit	Qual
Bromomethane	36.88	1.0	50	0	73.8	60 - 140				
Carbon disulfide	84.55	2.0	100	0	84.5	70 - 130				
Carbon tetrachloride	45.94	1.0	50	0	91.9	79 - 120				
Chlorobenzene	44	1.0	50	0	88.0	80 - 120				
Chloroethane	40.94	1.0	50	0	81.9	70 - 130				
Chloroform	47.11	1.0	50	0	94.2	70 - 130				
Chloromethane	27.39	1.0	50	0	54.8	65 - 130				S
cis-1,2-Dichloroethene	49.04	1.0	50	0	98.1	75 - 125				
cis-1,3-Dichloropropene	46.17	1.0	50	0	92.3	79 - 125				
Dibromochloromethane	48.86	1.0	50	0	97.7	70 - 130				
Dibromomethane	50.1	1.0	50	0	100	75 - 125				
Dichlorodifluoromethane	3.939	1.0	50	0	7.88	60 - 140				S
Ethylbenzene	44.28	1.0	50	0	88.6	80 - 120				
Hexachlorobutadiene	36.27	1.0	50	0	72.5	70 - 135				
Isopropylbenzene	46.94	1.0	50	0	93.9	75 - 130				
Methyl tert-butyl ether	52.64	1.0	50	0	105	70 - 130				
Methylene chloride	46.83	2.0	50	0	93.7	65 - 133				
Naphthalene	50.62	1.0	50	0	101	65 - 135				
n-Butylbenzene	47.43	1.0	50	0	94.9	75 - 128				
n-Propylbenzene	44.56	1.0	50	0	89.1	75 - 130				
sec-Butylbenzene	43.43	1.0	50	0	86.9	70 - 125				
Styrene	46.64	1.0	50	0	93.3	78 - 122				
tert-Butylbenzene	42.88	1.0	50	0	85.8	70 - 130				
Tetrachloroethene	44.35	1.0	50	0	88.7	75 - 130				
Toluene	44.85	1.0	50	0	89.7	75 - 121				
trans-1,2-Dichloroethene	47.7	1.0	50	0	95.4	75 - 125				
trans-1,3-Dichloropropene	45.58	1.0	50	0	91.2	76 - 125				
Trichloroethene	46.98	1.0	50	0	94.0	71 - 125				
Trichlorofluoromethane	39.7	1.0	50	0	79.4	67 - 132				
Vinyl chloride	30.1	1.0	50	0	60.2	70 - 135				S
Xylenes, Total	137.3	3.0	150	0	91.5	80 - 124				
Surr: 1,2-Dichloroethane-d4	*51.55*	*1.0*	*50*	*0*	*103*	*71 - 125*				
Surr: 4-Bromofluorobenzene	*48.43*	*1.0*	*50*	*0*	*96.9*	*70 - 125*				
Surr: Dibromofluoromethane	*52.22*	*1.0*	*50*	*0*	*104*	*74 - 125*				

Note: See Qualifiers Page for a list of qualifiers and their explanation.

RIGHT SOLUTIONS | RIGHT PARTNER

Client: EarthCon
Project: Transwestern Compressor Sta. #9
WorkOrder: HS15110447

QC BATCH REPORT

Batch ID: R264863 **Instrument: VOA4** **Method: SW8260**

MS Sample ID: **HS15110560-03MS** Units: **ug/L** Analysis Date: **16-Nov-2015 17:13**
Client ID: Run ID: **VOA4_264863** SeqNo: **3496495** PrepDate: DF: **1**

Analyte	Result	PQL	SPK Val	SPK Ref Value	%REC	Control Limit	RPD Ref Value	%RPD	RPD Limit	Qual
Surr: Toluene-d8	*48.69*	*1.0*	*50*	*0*	*97.4*	*75 - 125*				

Note: See Qualifiers Page for a list of qualifiers and their explanation.

RIGHT SOLUTIONS | RIGHT PARTNER

Client: EarthCon
Project: Transwestern Compressor Sta. #9
WorkOrder: HS15110447

QC BATCH REPORT

Batch ID: R264863 **Instrument: VOA4** **Method: SW8260**

MSD Sample ID: **HS15110560-03MSD** Units: **ug/L** Analysis Date: **16-Nov-2015 17:39**
Client ID: Run ID: **VOA4_264863** SeqNo: **3496496** PrepDate: DF: **1**

Analyte	Result	PQL	SPK Val	SPK Ref Value	%REC	Control Limit	RPD Ref Value	RPD %RPD	RPD Limit	Qual
1,1,1,2-Tetrachloroethane	47.9	1.0	50	0	95.8	80 - 120	46.13	3.78	20	
1,1,1-Trichloroethane	52.58	1.0	50	0	105	75 - 130	50.06	4.91	20	
1,1,2,2-Tetrachloroethane	47.2	1.0	50	0	94.4	74 - 123	46.22	2.1	20	
1,1,2-Trichloroethane	48.93	1.0	50	0	97.9	80 - 120	47.06	3.88	20	
1,1-Dichloroethane	46.96	1.0	50	0	93.9	76 - 120	46.76	0.419	20	
1,1-Dichloroethene	43.94	1.0	50	0	87.9	75 - 130	43.19	1.72	20	
1,1-Dichloropropene	47.1	1.0	50	0	94.2	75 - 130	46.4	1.5	20	
1,2,3-Trichlorobenzene	50.65	1.0	50	0	101	70 - 131	46.05	9.5	20	
1,2,3-Trichloropropane	51.31	1.0	50	0	103	70 - 126	49.02	4.56	20	
1,2,4-Trichlorobenzene	46.27	1.0	50	0	92.5	75 - 126	43.28	6.68	20	
1,2,4-Trimethylbenzene	44.01	1.0	50	0	88.0	70 - 125	43.12	2.04	20	
1,2-Dibromo-3-chloropropane	55.88	1.0	50	0	112	65 - 125	51.13	8.87	20	
1,2-Dibromoethane	52.95	1.0	50	0	106	80 - 121	51.53	2.71	20	
1,2-Dichlorobenzene	45.53	1.0	50	0	91.1	80 - 120	43.85	3.76	20	
1,2-Dichloroethane	48.2	1.0	50	0	96.4	76 - 120	48.89	1.43	20	
1,2-Dichloropropane	49.63	1.0	50	0	99.3	80 - 120	47.93	3.49	20	
1,3,5-Trimethylbenzene	43.47	1.0	50	0	86.9	80 - 123	43.11	0.831	20	
1,3-Dichlorobenzene	44.4	1.0	50	0	88.8	80 - 120	43.66	1.69	20	
1,3-Dichloropropane	48.41	1.0	50	0	96.8	80 - 120	47.15	2.64	20	
1,4-Dichlorobenzene	44.05	1.0	50	0	88.1	80 - 120	42.44	3.72	20	
1-Methylnaphthalene	48.82	1.0	50	0	97.6	60 - 140	37.2	27	20	R
2,2-Dichloropropane	43.91	1.0	50	0	87.8	75 - 130	41.21	6.34	20	
2-Butanone	117.5	2.0	100	0	118	60 - 140	116.1	1.23	20	
2-Chlorotoluene	41.69	1.0	50	0	83.4	75 - 125	40.79	2.18	20	
2-Hexanone	119.6	2.0	100	0	120	60 - 131	113.5	5.17	20	
2-Methylnaphthalene	47.8	1.0	50	0	95.6	55 - 140	39.81	18.2	20	
4-Chlorotoluene	42.17	1.0	50	0	84.3	74 - 125	42.03	0.329	20	
4-Isopropyltoluene	46.38	1.0	50	0	92.8	79 - 127	45.24	2.49	20	
4-Methyl-2-pentanone	133	2.0	100	0	133	60 - 135	131.6	1.12	20	
Acetone	117.7	2.0	100	0	118	60 - 140	114	3.21	20	
Benzene	47.86	1.0	50	0	95.7	80 - 120	47.23	1.32	20	
Bromobenzene	42.97	1.0	50	0	85.9	75 - 125	41.79	2.8	20	
Bromodichloromethane	48.36	1.0	50	0	96.7	75 - 125	49.43	2.19	20	
Bromoform	54.51	1.0	50	0	109	70 - 130	53.32	2.2	20	

Note: See Qualifiers Page for a list of qualifiers and their explanation.

RIGHT SOLUTIONS | RIGHT PARTNER

Client: EarthCon
Project: Transwestern Compressor Sta. #9
WorkOrder: HS15110447

QC BATCH REPORT

Batch ID: R264863 **Instrument: VOA4** **Method: SW8260**

MSD Sample ID: **HS15110560-03MSD** Units: **ug/L** Analysis Date: **16-Nov-2015 17:39**
Client ID: Run ID: **VOA4_264863** SeqNo: **3496496** PrepDate: DF: **1**

Analyte	Result	PQL	SPK Val	SPK Ref Value	%REC	Control Limit	RPD Ref Value	RPD %RPD	RPD Limit	Qual
Bromomethane	38.32	1.0	50	0	76.6	60 - 140	36.88	3.84	20	
Carbon disulfide	85.05	2.0	100	0	85.0	70 - 130	84.55	0.594	20	
Carbon tetrachloride	46.76	1.0	50	0	93.5	75 - 125	45.94	1.77	20	
Chlorobenzene	44.52	1.0	50	0	89.0	80 - 120	44	1.16	20	
Chloroethane	42.03	1.0	50	0	84.1	70 - 130	40.94	2.62	20	
Chloroform	47.2	1.0	50	0	94.4	70 - 130	47.11	0.191	20	
Chloromethane	27.84	1.0	50	0	55.7	65 - 130	27.39	1.63	20	S
cis-1,2-Dichloroethene	48.99	1.0	50	0	98.0	75 - 125	49.04	0.115	20	
cis-1,3-Dichloropropene	47.73	1.0	50	0	95.5	79 - 125	46.17	3.33	20	
Dibromochloromethane	49.97	1.0	50	0	99.9	70 - 130	48.86	2.25	20	
Dibromomethane	50.55	1.0	50	0	101	75 - 125	50.1	0.903	20	
Dichlorodifluoromethane	4.037	1.0	50	0	8.07	60 - 140	3.939	2.46	20	S
Ethylbenzene	45.8	1.0	50	0	91.6	80 - 120	44.28	3.37	20	
Hexachlorobutadiene	39.58	1.0	50	0	79.2	70 - 135	36.27	8.72	20	
Isopropylbenzene	47.32	1.0	50	0	94.6	75 - 130	46.94	0.821	20	
Methyl tert-butyl ether	56.34	1.0	50	0	113	70 - 130	52.64	6.8	20	
Methylene chloride	47.25	2.0	50	0	94.5	65 - 133	46.83	0.892	20	
Naphthalene	57.23	1.0	50	0	114	65 - 135	50.62	12.3	20	
n-Butylbenzene	47.62	1.0	50	0	95.2	75 - 128	47.43	0.403	20	
n-Propylbenzene	45.2	1.0	50	0	90.4	75 - 130	44.56	1.41	20	
sec-Butylbenzene	44.99	1.0	50	0	90.0	70 - 125	43.43	3.53	20	
Styrene	47.9	1.0	50	0	95.8	78 - 122	46.64	2.66	20	
tert-Butylbenzene	44.2	1.0	50	0	88.4	70 - 130	42.88	3.03	20	
Tetrachloroethene	45.29	1.0	50	0	90.6	75 - 130	44.35	2.11	20	
Toluene	45.5	1.0	50	0	91.0	75 - 121	44.85	1.44	20	
trans-1,2-Dichloroethene	47.75	1.0	50	0	95.5	75 - 125	47.7	0.111	20	
trans-1,3-Dichloropropene	47	1.0	50	0	94.0	76 - 125	45.58	3.06	20	
Trichloroethene	48.45	1.0	50	0	96.9	71 - 125	46.98	3.07	20	
Trichlorofluoromethane	41.46	1.0	50	0	82.9	67 - 132	39.7	4.35	20	
Vinyl chloride	31.01	1.0	50	0	62.0	70 - 135	30.1	2.97	20	S
Xylenes, Total	140.1	3.0	150	0	93.4	80 - 124	137.3	2.01	20	
Surr: 1,2-Dichloroethane-d4	*51.01*	*1.0*	*50*	*0*	*102*	*71 - 125*	*51.55*	*1.05*	*20*	
Surr: 4-Bromofluorobenzene	*48.35*	*1.0*	*50*	*0*	*96.7*	*70 - 125*	*48.43*	*0.175*	*20*	
Surr: Dibromofluoromethane	*52.57*	*1.0*	*50*	*0*	*105*	*74 - 125*	*52.22*	*0.669*	*20*	

Note: See Qualifiers Page for a list of qualifiers and their explanation.

RIGHT SOLUTIONS | RIGHT PARTNER

Client: EarthCon
Project: Transwestern Compressor Sta. #9
WorkOrder: HS15110447

QC BATCH REPORT

Batch ID: R264863 **Instrument: VOA4** **Method: SW8260**

MSD Sample ID: **HS15110560-03MSD** Units: **ug/L** Analysis Date: **16-Nov-2015 17:39**
Client ID: Run ID: **VOA4_264863** SeqNo: **3496496** PrepDate: DF: **1**

Analyte	Result	PQL	SPK Val	SPK Ref Value	%REC	Control Limit	RPD Ref Value	%RPD	RPD Limit	Qual
Surr: Toluene-d8	*49.13*	*1.0*	*50*	*0*	*98.3*	*75 - 125*	*48.69*	*0.889*	*20*	

The following samples were anayzed in this batch:

HS15110447-11	HS15110447-12	HS15110447-13	HS15110447-14
HS15110447-15	HS15110447-16	HS15110447-17	HS15110447-18
HS15110447-23	HS15110447-24	HS15110447-25	

Note: See Qualifiers Page for a list of qualifiers and their explanation.

RIGHT SOLUTIONS | RIGHT PARTNER

Client: EarthCon
Project: Transwestern Compressor Sta. #9
WorkOrder: **HS15110447**

QUALIFIERS, ACRONYMS, UNITS

Qualifier	Description
*	Value exceeds Regulatory Limit
a	Not accredited
B	Analyte detected in the associated Method Blank above the Reporting Limit
E	Value above quantitation range
H	Analyzed outside of Holding Time
J	Analyte detected below quantitation limit
M	Manually integrated, see raw data for justification
n	Not offered for accreditation
ND	Not Detected at the Reporting Limit
O	Sample amount is > 4 times amount spiked
P	Dual Column results percent difference > 40%
R	RPD above laboratory control limit
S	Spike Recovery outside laboratory control limits
U	Analyzed but not detected above the MDL/SDL

Acronym	Description
DCS	Detectability Check Study
DUP	Method Duplicate
LCS	Laboratory Control Sample
LCSD	Laboratory Control Sample Duplicate
MBLK	Method Blank
MDL	Method Detection Limit
MQL	Method Quantitation Limit
MS	Matrix Spike
MSD	Matrix Spike Duplicate
PDS	Post Digestion Spike
PQL	Practical Quantitaion Limit
SD	Serial Dilution
SDL	Sample Detection Limit
TRRP	Texas Risk Reduction Program

RIGHT SOLUTIONS | RIGHT PARTNER

CERTIFICATIONS,ACCREDITATIONS & LICENSES

Agency	Number	Expire Date
Arkansas	15-024-0	27-Mar-2016
California	2919	31-Jul-2016
Dept of Defense	L2231 Rev 3-20-2014	22-Dec-2015
Illinois	003622	09-May-2016
Kansas	E-10352 2014-2015	30-Nov-2015
Kentucky	KY 2015-2016	30-Apr-2016
Louisiana	03087 2015/2016	30-Jun-2016
North Carolina	624 - 2015	31-Dec-2015
North Dakota	R-193 2015-2016	30-Apr-2016
Oklahoma	2015-047	31-Aug-2016
Texas	T104704231-15-15	30-Apr-2016

RIGHT SOLUTIONS | RIGHT PARTNER

Client: EarthCon
Project: Transwestern Compressor Sta. #9
Work Order: HS15110447

SAMPLE TRACKING

Lab Samp ID	Client Sample ID	Action	Date	Person	New Location
HS15110447-01	MW-37	Login	11/12/2015 7:51:17 AM	NDR	VW-3
HS15110447-02	MW-34	Login	11/12/2015 8:06:16 AM	NDR	VW-3
HS15110447-03	MW-34 Duplicate	Login	11/12/2015 8:06:16 AM	NDR	VW-3
HS15110447-04	MW-35	Login	11/12/2015 8:06:16 AM	NDR	VW-3
HS15110447-05	MW-32	Login	11/12/2015 8:06:16 AM	NDR	VW-3
HS15110447-06	MW-29	Login	11/12/2015 8:06:16 AM	NDR	VW-3
HS15110447-07	MW-27	Login	11/12/2015 8:06:16 AM	NDR	VW-3
HS15110447-08	MW-21	Login	11/12/2015 8:06:16 AM	NDR	VW-3
HS15110447-09	MW-13	Login	11/12/2015 8:06:16 AM	NDR	VW-3
HS15110447-10	MW-14	Login	11/12/2015 8:06:16 AM	NDR	VW-3
HS15110447-11	MW-22	Login	11/12/2015 8:06:16 AM	NDR	VW-3
HS15110447-12	MW-20	Login	11/12/2015 8:06:16 AM	NDR	VW-3
HS15110447-13	MW-26	Login	11/12/2015 8:06:16 AM	NDR	VW-3
HS15110447-14	MW-42	Login	11/12/2015 8:06:16 AM	NDR	VW-3
HS15110447-15	MW-42 Duplicate	Login	11/12/2015 8:06:16 AM	NDR	VW-3
HS15110447-16	MW-40	Login	11/12/2015 8:06:16 AM	NDR	VW-3
HS15110447-17	MW-41	Login	11/12/2015 8:06:16 AM	NDR	VW-3
HS15110447-18	MW-39	Login	11/12/2015 8:06:16 AM	NDR	VW-3
HS15110447-19	MW-24D	Login	11/12/2015 8:06:16 AM	NDR	VW-3
HS15110447-20	MPE-31	Login	11/12/2015 8:06:16 AM	NDR	VW-3
HS15110447-21	MPE-31 Equipment Rinsate	Login	11/12/2015 8:06:16 AM	NDR	VW-3
HS15110447-22	MPE-39	Login	11/12/2015 8:06:16 AM	NDR	VW-3
HS15110447-23	TB-10/20/2015-11	Login	11/12/2015 8:14:56 AM	NDR	VW-3
HS15110447-24	TB-10/20/2015-10	Login	11/12/2015 8:16:33 AM	NDR	VW-3
HS15110447-25	TB-10/20/2015-09	Login	11/12/2015 8:16:33 AM	NDR	VW-3

RIGHT SOLUTIONS | RIGHT PARTNER

Sample Receipt Checklist

Client Name: EarthCon - North Houston
Work Order: HS15110447
Date/Time Received: **10-Nov-2015 09:20**
Received by: **FBH**

Checklist completed by: *Nilesh D. Ranchod* eSignature 12-Nov-2015 Date
Reviewed by: *Sonia West* eSignature 13-Nov-2015 Date

Matrices: **Water**
Carrier name: **FedEx**

Shipping container/cooler in good condition?	Yes ☑	No ☐	Not Present ☐
Custody seals intact on shipping container/cooler?	Yes ☑	No ☐	Not Present ☐
Custody seals intact on sample bottles?	Yes ☐	No ☐	Not Present ☑
Chain of custody present?	Yes ☑	No ☐	
Chain of custody signed when relinquished and received?	Yes ☑	No ☐	
Chain of custody agrees with sample labels?	Yes ☐	No ☑	
Samples in proper container/bottle?	Yes ☑	No ☐	
Sample containers intact?	Yes ☑	No ☐	
TX1005 solids received in hermetically sealed vials?	Yes ☐	No ☐	N/A ☑
Sufficient sample volume for indicated test?	Yes ☑	No ☐	
All samples received within holding time?	Yes ☑	No ☐	
Container/Temp Blank temperature in compliance?	Yes ☑	No ☐	
Temperature(s)/Thermometer(s):	3.2c / 3.5c u/c	4	
Cooler(s)/Kit(s):	23838		
Date/Time sample(s) sent to storage:	11/12/2015 8:50AM		
Water - VOA vials have zero headspace?	Yes ☐	No ☑	No VOA vials submitted ☐
Water - pH acceptable upon receipt?	Yes ☐	No ☐	N/A ☑
pH adjusted?	Yes ☐	No ☐	N/A ☑
pH adjusted by:			

Login Notes: Extra sample recieved MPE-39 Date: 11/06/2015 @ 14:47
logged in with test codes . 3 Trip blanks recieved logged in without testcodes.Sample MW-27 1 vial has headspace. This container was not used for analysis.

Client Contacted: EarthCon Date Contacted: 13-Nov-2015 Person Contacted: JD Haines

Contacted By: 542 Regarding: Trip Blanks

Comments: Per clients request the Trip Blank samples are to be analyzed.

Corrective Action:

RIGHT SOLUTIONS | RIGHT PARTNER

ALS Environmental

Cincinnati, OH +1 513 733 5336
Everett, WA +1 425 356 2600
Fort Collins, CO +1 970 490 1511
Holland, MI +1 616 399 6070

Chain of Custody Form

Page 1 of 3

COC ID: 130768

HS15110447

EarthCon

Transwestern Compressor Sta. #9

ALS Project Manager:

Customer Information		Project Information			
Purchase Order		Project Name	Transwestern Compressor Sta. #9	A	BTEX 8260
Work Order		Project Number	SemiAnnual	B	Volatiles 8260 Select List
Company Name	EarthCon	Bill To Company	EarthCon	C	
Send Report To	JD Haines	Invoice Attn	JD Haines	D	
Address	14405 Walters Road Suite 700	Address	14405 Walters Road Suite 700	E	
				F	
City/State/Zip	Houston	City/State/Zip	Houston	G	
Phone	(317) 450-6126	Phone	(281) 240-5200	H	
Fax		Fax	(281) 201-3510	I	
e-Mail Address	jhaines@earthcon.com	e-Mail Address		J	

No.	Sample Description	Date	Time	Matrix	Pres.	# Bottles	A	B	C	D	E	F	G	H	I	J	Hold
1	MW-37	11/05/15	0900	H_2O	1	3	X										
2	MW-34	11/05/15	0942	H_2O	1	3	X										
3	MW-34 Duplicate	11/05/15	0942	H_2O	1	3	X										
4	MW-35	11/05/15	1025	H_2O	1	3	X										
5	MW-32	11/05/15	1104	H_2O	1	3	X										
6	MW-29	11/05/15	12:15	H_2O	1	3	X										
7	MW-27	11/05/15	12:40	H_2O	1	3	X										
8	MW-21	11/05/15	13:26	H_2O	1	3	X										
9	MW-13	11/05/15	14:15	H_2O	1	3	X										
10	MW-14	11/05/15	14:46	H_2O	1	3	X										

Sampler(s) Please Print & Sign: Clayton M Barnhill [signature]

Shipment Method: FEDEX

Required Turnaround Time: (Check Box) ☐ Std 10 WK days ☒ 5 WK Days ☐ 2 WK Days ☐ 24 Hour ☐ Other

Results Due Date:

Notes:

Relinquished by:	Date:	Time:	Received by:
[signature]	11/09/15	1300	
Relinquished by:	Date:	Time:	Received by (Laboratory):
		9:20	[signature] 11-10-15
Logged by (Laboratory):	Date:	Time:	Checked by (Laboratory):

Cooler ID	Cooler Temp.
23838	3.2 - #4

QC Package: (Check One Box Below)

☒ Level 2 Std QC
☐ Level 3 Std QC/Row da
☐ Level 4 SW846/CLP
☐ Other/EDD
☐ TRRP ChkList
☐ TRRP Level 4

Preservative Key: 1-HCl 2-HNO_3 3-H_2SO_4 4-NaOH 5-$Na_2S_2O_3$ 6-$NaHSO_4$ 7-Other 8-4°C 9-5035

Note: 1. Any changes must be made in writing once samples and COC Form have been submitted to ALS Environmental.
2. Unless otherwise agreed in a formal contract, services provided by ALS Environmental are expressly limited to the terms and conditions stated on the reverse.
3. The Chain of Custody is a legal document. All information must be completed accurately.

Copyright 2011 by ALS Environ-

RIGHT SOLUTIONS | RIGHT PARTNER

ALS Environmental
Cincinnati, OH +1 513 733 5336
Everett, WA +1 425 356 2600
Fort Collins, CO +1 970 490 1511
Holland, MI +1 616 399 6070

Chain of Custody Form

COC ID: 130773

HS15110447

EarthCon

Transwestern Compressor Sta. #9

ALS Project Manager:

Customer Information		Project Information			
Purchase Order		Project Name	Transwestern Compressor Sta. #9	A	BTEX 8260
Work Order		Project Number	SemiAnnual	B	Volatiles 8260 Select List
Company Name	EarthCon	Bill To Company	EarthCon	C	
Send Report To	JD Haines	Invoice Attn	JD Haines	D	
Address	14405 Walters Road Suite 700	Address	14405 Walters Road Suite 700	E	
				F	
City/State/Zip	Houston	City/State/Zip	Houston	G	
Phone	(317) 450-6126	Phone	(281) 240-5200	H	
Fax		Fax	(281) 201-3510	I	
e-Mail Address	jhaines@earthcon.com	e-Mail Address		J	

No.	Sample Description	Date	Time	Matrix	Pres.	# Bottles	A	B	C	D	E	F	G	H	I	J	Hold
1	MW-22	11/05/15	15:05	H_2O	1	3		X									
2	MW-20	11/05/15	15:39	H_2O	1	3		X									
3	MW-26	11/05/15	16:04	H_2O	1	3		X									
4	MW-42	11/06/15	0915	H_2O	1	3		X									
5	MW-42 Duplicate	11/06/15	0915	H_2O	1	3		X									
6	MW-40	11/06/15	0952	H_2O	1	3		X									
7	MW-41	11/06/15	1035	H_2O	1	3		X									
8	MW-39	11/06/15	1116	H_2O	1	3		X									
9	MW-39 MS/MSD	11/06/15	1116	H_2O	1	3		X									
10	MW-24D	11/06/15	1412	H_2O	1	3	X										

Sampler(s) Please Print & Sign: Clayton M Barnhill

Shipment Method: FEDEX

Required Turnaround Time: (Check Box) ☐ Std 10 WK days ☒ 5 WK Days ☐ 2 WK Days ☐ 24 Hour ☐ Other

Results Due Date:

Notes:

Relinquished by:	Date:	Time:	Received by:
Clayton M Barnhill	11/09/15	1300	
Relinquished by:	Date:	Time:	Received by (Laboratory):
		9:20	Jeanine H 11-10-15
Logged by (Laboratory):	Date:	Time:	Checked by (Laboratory):

Cooler ID	Cooler Temp.

QC Package: (Check One Box Below)

☒ Level 2 Std QC ☐ TRRP ChkList
☐ Level 3 Std QC/Row da ☐ TRRP Level 4
☐ Level 4 SW846/CLP
☐ Other/EDD

Preservative Key: 1-HCl 2-HNO_3 3-H_2SO_4 4-NaOH 5-$Na_2S_2O_3$ 6-$NaHSO_4$ 7-Other 8-4°C 9-5035

Note: 1. Any changes must be made in writing once samples and COC Form have been submitted to ALS Environmental.
2. Unless otherwise agreed in a formal contract, services provided by ALS Environmental are expressly limited to the terms and conditions stated on the reverse.
3. The Chain of Custody is a legal document. All information must be completed accurately.

Copyright 2011 by ALS Environmental.

RIGHT SOLUTIONS | RIGHT PARTNER

ALS Environmental

Cincinnati, OH +1 513 733 5336 | Everett, WA +1 425 356 2600 | Fort Collins, CO +1 970 490 1511 | Holland, MI +1 616 399 6070

Chain of Custody Form

Page 3 of 3

COC ID: 130769

HS15110447

EarthCon

Transwestern Compressor Sta. #9

ALS Project Manager:

Customer Information		Project Information			
Purchase Order		Project Name	Transwestern Compressor Sta. #9	A	BTEX 8260
Work Order		Project Number	SemiAnnual	B	Volatiles 8260 Select List
Company Name	EarthCon	Bill To Company	EarthCon	C	
Send Report To	JD Haines	Invoice Attn	JD Haines	D	
Address	14405 Walters Road Suite 700	Address	14405 Walters Road Suite 700	E F	
City/State/Zip	Houston	City/State/Zip	Houston	G	
Phone	(317) 450-6126	Phone	(281) 240-5200	H	
Fax		Fax	(281) 201-3510	I	
e-Mail Address	jhaines@earthcon.com	e-Mail Address		J	

No.	Sample Description	Date	Time	Matrix	Pres.	# Bottles	A	B	C	D	E	F	G	H	I	J	Hold
1	MPE-31	11/06/15	1517	H_2O	1	3	X										
2	MPE-31 Equipment Rinsate	11/06/15	~~1505~~ 1505	H_2O	1	3	X										
3																	
4	Temp Blank (2)																
5	Trip Blank (3)																
6																	
7																	
8																	
9																	
10																	

Sampler(s) Please Print & Sign: Clayton Burnhill

Shipment Method: FEDEX

Required Turnaround Time: (Check Box) ☐ Std 10 WK days ☒ 5 WK Days ☐ 2 WK Days ☐ 24 Hour ☐ Other

Results Due Date:

Notes:

Relinquished by:	Date: 11/09/15	Time: 1510	Received by:	
Relinquished by:	Date:	Time: 9:20	Received by (Laboratory):	11-10-15
Logged by (Laboratory):	Date:	Time:	Checked by (Laboratory):	

Cooler ID	Cooler Temp.

QC Package: (Check One Box Below)

☒ Level 2 Std QC ☐ TRRP ChkList
☐ Level 3 Std QC/Row da ☐ TRRP Level 4
☐ Level 4 SW846/CLP
☐ Other/EDD

Preservative Key: 1-HCl 2-HNO_3 3-H_2SO_4 4-NaOH 5-$Na_2S_2O_3$ 6-$NaHSO_4$ 7-Other 8-4°C 9-5035

Note: 1. Any changes must be made in writing once samples and COC Form have been submitted to ALS Environmental.
2. Unless otherwise agreed in a formal contract, services provided by ALS Environmental are expressly limited to the terms and conditions stated on the reverse.
3. The Chain of Custody is a legal document. All information must be completed accurately.

Copyright 2011 by ALS Environmental.

RIGHT SOLUTIONS | RIGHT PARTNER





ORIGIN ID:ROWA (505) 622-2012
CLAYTON BARNHILL
CMB ENVIRONMENTAL & GEOLOGICAL
115 EAST COLLEGE BLVD. # 109

ROSWELL, NM 88201
UNITED STATES US

SHIP DATE: 09NOV15
ACTWGT: 29.00 LB
CAD: 5515970/INET3670
DIMS: 24x18x16 IN

BILL RECIPIENT

TO CLIENT SERVICES
ALS LABORATORY GROUP
10450 STANCLIFF ROAD
SUITE 210
HOUSTON TX 77099
(281) 530-5656 REF: TWP ROSWELL STATION # 9
INV:
PO: DEPT:

539J/23F56/31D0

FedEx Express

TUE - 10 NOV 10:30A
PRIORITY OVERNIGHT

TRK# 0201 7749 3387 3807

AB SGRA

77099
TX-US IAH

RIGHT SOLUTIONS | RIGHT PARTNER

Appendix D

Analytical Data Packages – SVE and Groundwater Treatment System Sampling

(ON CD IN APPENDIX C)

21-Apr-2015

JD Haines
EarthCon Consultants, Inc.
719 Virginia Ave.
Suite 101
Indianapolis, 46203

Tel: (802) 708-8525
Fax: ( ) - 708

Re: Transwestern Compressor; 02.20120037.00 Work Order: **1504440**

Dear JD,

ALS Environmental received 2 samples on 14-Apr-2015 10:24 AM for the analyses presented in the following report.

The analytical data provided relates directly to the samples received by ALS Environmental and for only the analyses requested.

QC sample results for this data met laboratory specifications. Any exceptions are noted in the Case Narrative, or noted with qualifiers in the report or QC batch information. Should this laboratory report need to be reproduced, it should be reproduced in full unless written approval has been obtained from ALS Laboratory Group. Samples will be disposed in 30 days unless storage arrangements are made.

The total number of pages in this report is 18.

If you have any questions regarding this report, please feel free to contact me.

Sincerely,

Shawn Smythe

Electronically approved by: Shawn Smythe

Shawn Smythe
Project Manager

ALS Environmental

Date: 21-Apr-15

Client: EarthCon Consultants, Inc.
Project: Transwestern Compressor; 02.20120037.00
Work Order: **1504440**

Work Order Sample Summary

Lab Samp ID	Client Sample ID	Matrix	Tag Number	Collection Date	Date Received	Hold
1504440-01	West Baker Furnace - SVE Effluent	Air		4/9/2015 08:15	4/14/2015 10:24	☐
1504440-02	East Baker Furnace - SVE Effluent	Air		4/8/2015 08:20	4/14/2015 10:24	☐

ALS Environmental

Date: 21-Apr-15

Client:	EarthCon Consultants, Inc.
Project:	Transwestern Compressor; 02.20120037.00
Work Order:	1504440

Case Narrative

The analytical data provided relates directly to the samples received by ALS Laboratory Group and for only the analyses requested.

Results relate only to the items tested and are not blank corrected unless indicated.

QC sample results for this data met laboratory specifications. Any exceptions are noted in the Case Narrative, or noted with qualifiers in the report or QC batch information. Should this laboratory report need to be reproduced, it should be reproduced in full unless written approval has been obtained from ALS Laboratory Group. Samples will be disposed in 30 days unless storage arrangements are made.

ALS Environmental

Date: *21-Apr-15*

Client: EarthCon Consultants, Inc.
Project: Transwestern Compressor; 02.20120037.00 **Work Order:** 1504440
Sample ID: West Baker Furnace - SVE Effluent **Lab ID:** 1504440-01
Collection Date: 4/9/2015 08:15 AM **Matrix:** AIR

Analyses	Result	Qual	Report Limit	Units	Dilution Factor	Date Analyzed
TO-15 BY GC/MS			**ETO-15**			Analyst: **MRJ**
1,1,1-Trichloroethane	ND		10	ppbv	20	4/16/2015 01:43 PM
1,1,2,2-Tetrachloroethane	ND		10	ppbv	20	4/16/2015 01:43 PM
1,1,2-Trichloroethane	ND		10	ppbv	20	4/16/2015 01:43 PM
1,1-Dichloroethane	ND		10	ppbv	20	4/16/2015 01:43 PM
1,1-Dichloroethene	ND		10	ppbv	20	4/16/2015 01:43 PM
1,2,4-Trichlorobenzene	ND		10	ppbv	20	4/16/2015 01:43 PM
1,2,4-Trimethylbenzene	**12**		**10**	**ppbv**	20	4/16/2015 01:43 PM
1,2-Dibromoethane	ND		10	ppbv	20	4/16/2015 01:43 PM
1,2-Dichlorobenzene	ND		10	ppbv	20	4/16/2015 01:43 PM
1,2-Dichloroethane	ND		10	ppbv	20	4/16/2015 01:43 PM
1,2-Dichloropropane	ND		10	ppbv	20	4/16/2015 01:43 PM
1,3,5-Trimethylbenzene	**19**		**10**	**ppbv**	20	4/16/2015 01:43 PM
1,3-Butadiene	ND		10	ppbv	20	4/16/2015 01:43 PM
1,3-Dichlorobenzene	ND		10	ppbv	20	4/16/2015 01:43 PM
1,4-Dichlorobenzene	ND		10	ppbv	20	4/16/2015 01:43 PM
1,4-Dioxane	ND		20	ppbv	20	4/16/2015 01:43 PM
2-Butanone	ND		10	ppbv	20	4/16/2015 01:43 PM
2-Hexanone	ND		10	ppbv	20	4/16/2015 01:43 PM
2-Propanol	ND		20	ppbv	20	4/16/2015 01:43 PM
4-Ethyltoluene	ND		10	ppbv	20	4/16/2015 01:43 PM
4-Methyl-2-pentanone	ND		10	ppbv	20	4/16/2015 01:43 PM
Acetone	ND		20	ppbv	20	4/16/2015 01:43 PM
Benzene	**450**		**200**	**ppbv**	400	4/16/2015 04:05 PM
Benzyl chloride	ND		10	ppbv	20	4/16/2015 01:43 PM
Bromodichloromethane	ND		10	ppbv	20	4/16/2015 01:43 PM
Bromoform	ND		10	ppbv	20	4/16/2015 01:43 PM
Bromomethane	ND		10	ppbv	20	4/16/2015 01:43 PM
Carbon disulfide	ND		10	ppbv	20	4/16/2015 01:43 PM
Carbon tetrachloride	ND		10	ppbv	20	4/16/2015 01:43 PM
Chlorobenzene	ND		10	ppbv	20	4/16/2015 01:43 PM
Chloroethane	ND		10	ppbv	20	4/16/2015 01:43 PM
Chloroform	ND		10	ppbv	20	4/16/2015 01:43 PM
Chloromethane	ND		10	ppbv	20	4/16/2015 01:43 PM
cis-1,2-Dichloroethene	ND		10	ppbv	20	4/16/2015 01:43 PM
cis-1,3-Dichloropropene	ND		10	ppbv	20	4/16/2015 01:43 PM
Cumene	ND		10	ppbv	20	4/16/2015 01:43 PM
Cyclohexane	**14,000**	E	**200**	**ppbv**	400	4/16/2015 04:05 PM
Dibromochloromethane	ND		10	ppbv	20	4/16/2015 01:43 PM
Dichlorodifluoromethane	ND		10	ppbv	20	4/16/2015 01:43 PM

Note:

ALS Environmental

Date: *21-Apr-15*

Client: EarthCon Consultants, Inc.
Project: Transwestern Compressor; 02.20120037.00 **Work Order:** 1504440
Sample ID: West Baker Furnace - SVE Effluent **Lab ID:** 1504440-01
Collection Date: 4/9/2015 08:15 AM **Matrix:** AIR

Analyses	Result	Qual	Report Limit	Units	Dilution Factor	Date Analyzed
Ethyl acetate	ND		10	ppbv	20	4/16/2015 01:43 PM
Ethylbenzene	**42**		**10**	**ppbv**	20	4/16/2015 01:43 PM
Freon 113	ND		10	ppbv	20	4/16/2015 01:43 PM
Freon 114	ND		10	ppbv	20	4/16/2015 01:43 PM
Heptane	**7,700**		**200**	**ppbv**	400	4/16/2015 04:05 PM
Hexachlorobutadiene	ND		10	ppbv	20	4/16/2015 01:43 PM
Hexane	**23,000**	E	**200**	**ppbv**	400	4/16/2015 04:05 PM
m,p-Xylene	**300**		**10**	**ppbv**	20	4/16/2015 01:43 PM
Methylene chloride	ND		10	ppbv	20	4/16/2015 01:43 PM
MTBE	ND		10	ppbv	20	4/16/2015 01:43 PM
Naphthalene	ND		10	ppbv	20	4/16/2015 01:43 PM
o-Xylene	**64**		**10**	**ppbv**	20	4/16/2015 01:43 PM
Propene	ND		10	ppbv	20	4/16/2015 01:43 PM
Styrene	ND		10	ppbv	20	4/16/2015 01:43 PM
Tetrachloroethene	**11**		**10**	**ppbv**	20	4/16/2015 01:43 PM
Tetrahydrofuran	**13**		**10**	**ppbv**	20	4/16/2015 01:43 PM
Toluene	**450**		**200**	**ppbv**	400	4/16/2015 04:05 PM
trans-1,2-Dichloroethene	ND		10	ppbv	20	4/16/2015 01:43 PM
trans-1,3-Dichloropropene	ND		10	ppbv	20	4/16/2015 01:43 PM
Trichloroethene	ND		4.0	ppbv	20	4/16/2015 01:43 PM
Trichlorofluoromethane	ND		10	ppbv	20	4/16/2015 01:43 PM
Vinyl acetate	ND		10	ppbv	20	4/16/2015 01:43 PM
Vinyl chloride	ND		10	ppbv	20	4/16/2015 01:43 PM
TO-15 BY GC/MS			**ETO-15**			Analyst: **MRJ**
1,1,1-Trichloroethane	ND		55	µg/m3	20	4/16/2015 01:43 PM
1,1,2,2-Tetrachloroethane	ND		69	µg/m3	20	4/16/2015 01:43 PM
1,1,2-Trichloroethane	ND		55	µg/m3	20	4/16/2015 01:43 PM
1,1-Dichloroethane	ND		40	µg/m3	20	4/16/2015 01:43 PM
1,1-Dichloroethene	ND		40	µg/m3	20	4/16/2015 01:43 PM
1,2,4-Trichlorobenzene	ND		74	µg/m3	20	4/16/2015 01:43 PM
1,2,4-Trimethylbenzene	**58**		**49**	**µg/m3**	20	4/16/2015 01:43 PM
1,2-Dibromoethane	ND		77	µg/m3	20	4/16/2015 01:43 PM
1,2-Dichlorobenzene	ND		60	µg/m3	20	4/16/2015 01:43 PM
1,2-Dichloroethane	ND		40	µg/m3	20	4/16/2015 01:43 PM
1,2-Dichloropropane	ND		46	µg/m3	20	4/16/2015 01:43 PM
1,3,5-Trimethylbenzene	**94**		**49**	**µg/m3**	20	4/16/2015 01:43 PM
1,3-Butadiene	ND		22	µg/m3	20	4/16/2015 01:43 PM
1,3-Dichlorobenzene	ND		60	µg/m3	20	4/16/2015 01:43 PM
1,4-Dichlorobenzene	ND		60	µg/m3	20	4/16/2015 01:43 PM
1,4-Dioxane	ND		72	µg/m3	20	4/16/2015 01:43 PM

Note:

ALS Environmental

Date: *21-Apr-15*

Client: EarthCon Consultants, Inc.

Project: Transwestern Compressor; 02.20120037.00 **Work Order:** 1504440

Sample ID: West Baker Furnace - SVE Effluent **Lab ID:** 1504440-01

Collection Date: 4/9/2015 08:15 AM **Matrix:** AIR

Analyses	Result	Qual	Report Limit	Units	Dilution Factor	Date Analyzed
2-Butanone	ND		29	µg/m3	20	4/16/2015 01:43 PM
2-Hexanone	ND		41	µg/m3	20	4/16/2015 01:43 PM
2-Propanol	ND		49	µg/m3	20	4/16/2015 01:43 PM
4-Ethyltoluene	ND		49	µg/m3	20	4/16/2015 01:43 PM
4-Methyl-2-pentanone	ND		41	µg/m3	20	4/16/2015 01:43 PM
Acetone	ND		48	µg/m3	20	4/16/2015 01:43 PM
Benzene	**1,400**		**640**	**µg/m3**	400	4/16/2015 04:05 PM
Benzyl chloride	ND		52	µg/m3	20	4/16/2015 01:43 PM
Bromodichloromethane	ND		67	µg/m3	20	4/16/2015 01:43 PM
Bromoform	ND		100	µg/m3	20	4/16/2015 01:43 PM
Bromomethane	ND		39	µg/m3	20	4/16/2015 01:43 PM
Carbon disulfide	ND		31	µg/m3	20	4/16/2015 01:43 PM
Carbon tetrachloride	ND		63	µg/m3	20	4/16/2015 01:43 PM
Chlorobenzene	ND		46	µg/m3	20	4/16/2015 01:43 PM
Chloroethane	ND		26	µg/m3	20	4/16/2015 01:43 PM
Chloroform	ND		49	µg/m3	20	4/16/2015 01:43 PM
Chloromethane	ND		21	µg/m3	20	4/16/2015 01:43 PM
cis-1,2-Dichloroethene	ND		40	µg/m3	20	4/16/2015 01:43 PM
cis-1,3-Dichloropropene	ND		45	µg/m3	20	4/16/2015 01:43 PM
Cumene	ND		49	µg/m3	20	4/16/2015 01:43 PM
Cyclohexane	**47,000**	E	**690**	**µg/m3**	400	4/16/2015 04:05 PM
Dibromochloromethane	ND		85	µg/m3	20	4/16/2015 01:43 PM
Dichlorodifluoromethane	ND		49	µg/m3	20	4/16/2015 01:43 PM
Ethyl acetate	ND		36	µg/m3	20	4/16/2015 01:43 PM
Ethylbenzene	**180**		**43**	**µg/m3**	20	4/16/2015 01:43 PM
Freon 113	ND		77	µg/m3	20	4/16/2015 01:43 PM
Freon 114	ND		70	µg/m3	20	4/16/2015 01:43 PM
Heptane	**31,000**		**820**	**µg/m3**	400	4/16/2015 04:05 PM
Hexachlorobutadiene	ND		110	µg/m3	20	4/16/2015 01:43 PM
Hexane	**81,000**	E	**700**	**µg/m3**	400	4/16/2015 04:05 PM
m,p-Xylene	**1,300**		**43**	**µg/m3**	20	4/16/2015 01:43 PM
Methylene chloride	ND		35	µg/m3	20	4/16/2015 01:43 PM
MTBE	ND		36	µg/m3	20	4/16/2015 01:43 PM
Naphthalene	ND		52	µg/m3	20	4/16/2015 01:43 PM
o-Xylene	**280**		**43**	**µg/m3**	20	4/16/2015 01:43 PM
Propene	ND		17	µg/m3	20	4/16/2015 01:43 PM
Styrene	ND		43	µg/m3	20	4/16/2015 01:43 PM
Tetrachloroethene	**75**		**68**	**µg/m3**	20	4/16/2015 01:43 PM
Tetrahydrofuran	**40**		**29**	**µg/m3**	20	4/16/2015 01:43 PM
Toluene	**1,700**		**750**	**µg/m3**	400	4/16/2015 04:05 PM

Note:

ALS Environmental

Date: *21-Apr-15*

Client: EarthCon Consultants, Inc.

Project: Transwestern Compressor; 02.20120037.00 **Work Order:** 1504440

Sample ID: West Baker Furnace - SVE Effluent **Lab ID:** 1504440-01

Collection Date: 4/9/2015 08:15 AM **Matrix:** AIR

Analyses	Result	Qual	Report Limit	Units	Dilution Factor	Date Analyzed
trans-1,2-Dichloroethene	ND		40	µg/m3	20	4/16/2015 01:43 PM
trans-1,3-Dichloropropene	ND		45	µg/m3	20	4/16/2015 01:43 PM
Trichloroethene	ND		21	µg/m3	20	4/16/2015 01:43 PM
Trichlorofluoromethane	ND		56	µg/m3	20	4/16/2015 01:43 PM
Vinyl acetate	ND		35	µg/m3	20	4/16/2015 01:43 PM
Vinyl chloride	ND		26	µg/m3	20	4/16/2015 01:43 PM

Note:

ALS Environmental

Date: *21-Apr-15*

Client: EarthCon Consultants, Inc.
Project: Transwestern Compressor; 02.20120037.00 **Work Order:** 1504440
Sample ID: East Baker Furnace - SVE Effluent **Lab ID:** 1504440-02
Collection Date: 4/8/2015 08:20 AM **Matrix:** AIR

Analyses	Result	Qual	Report Limit	Units	Dilution Factor	Date Analyzed
TO-15 BY GC/MS			**ETO-15**			Analyst: **MRJ**
1,1,1-Trichloroethane	ND		10	ppbv	20	4/16/2015 02:44 PM
1,1,2,2-Tetrachloroethane	ND		10	ppbv	20	4/16/2015 02:44 PM
1,1,2-Trichloroethane	ND		10	ppbv	20	4/16/2015 02:44 PM
1,1-Dichloroethane	ND		10	ppbv	20	4/16/2015 02:44 PM
1,1-Dichloroethene	ND		10	ppbv	20	4/16/2015 02:44 PM
1,2,4-Trichlorobenzene	ND		10	ppbv	20	4/16/2015 02:44 PM
1,2,4-Trimethylbenzene	ND		10	ppbv	20	4/16/2015 02:44 PM
1,2-Dibromoethane	ND		10	ppbv	20	4/16/2015 02:44 PM
1,2-Dichlorobenzene	ND		10	ppbv	20	4/16/2015 02:44 PM
1,2-Dichloroethane	ND		10	ppbv	20	4/16/2015 02:44 PM
1,2-Dichloropropane	ND		10	ppbv	20	4/16/2015 02:44 PM
1,3,5-Trimethylbenzene	**20**		**10**	**ppbv**	20	4/16/2015 02:44 PM
1,3-Butadiene	ND		10	ppbv	20	4/16/2015 02:44 PM
1,3-Dichlorobenzene	ND		10	ppbv	20	4/16/2015 02:44 PM
1,4-Dichlorobenzene	ND		10	ppbv	20	4/16/2015 02:44 PM
1,4-Dioxane	ND		20	ppbv	20	4/16/2015 02:44 PM
2-Butanone	ND		10	ppbv	20	4/16/2015 02:44 PM
2-Hexanone	ND		10	ppbv	20	4/16/2015 02:44 PM
2-Propanol	ND		20	ppbv	20	4/16/2015 02:44 PM
4-Ethyltoluene	ND		10	ppbv	20	4/16/2015 02:44 PM
4-Methyl-2-pentanone	ND		10	ppbv	20	4/16/2015 02:44 PM
Acetone	ND		20	ppbv	20	4/16/2015 02:44 PM
Benzene	**270**		**10**	**ppbv**	20	4/16/2015 02:44 PM
Benzyl chloride	ND		10	ppbv	20	4/16/2015 02:44 PM
Bromodichloromethane	ND		10	ppbv	20	4/16/2015 02:44 PM
Bromoform	ND		10	ppbv	20	4/16/2015 02:44 PM
Bromomethane	ND		10	ppbv	20	4/16/2015 02:44 PM
Carbon disulfide	ND		10	ppbv	20	4/16/2015 02:44 PM
Carbon tetrachloride	ND		10	ppbv	20	4/16/2015 02:44 PM
Chlorobenzene	ND		10	ppbv	20	4/16/2015 02:44 PM
Chloroethane	ND		10	ppbv	20	4/16/2015 02:44 PM
Chloroform	ND		10	ppbv	20	4/16/2015 02:44 PM
Chloromethane	ND		10	ppbv	20	4/16/2015 02:44 PM
cis-1,2-Dichloroethene	ND		10	ppbv	20	4/16/2015 02:44 PM
cis-1,3-Dichloropropene	ND		10	ppbv	20	4/16/2015 02:44 PM
Cumene	ND		10	ppbv	20	4/16/2015 02:44 PM
Cyclohexane	**7,100**		**200**	**ppbv**	400	4/16/2015 04:46 PM
Dibromochloromethane	ND		10	ppbv	20	4/16/2015 02:44 PM
Dichlorodifluoromethane	ND		10	ppbv	20	4/16/2015 02:44 PM

Note:

ALS Environmental

Date: *21-Apr-15*

Client: EarthCon Consultants, Inc.
Project: Transwestern Compressor; 02.20120037.00 **Work Order:** 1504440
Sample ID: East Baker Furnace - SVE Effluent **Lab ID:** 1504440-02
Collection Date: 4/8/2015 08:20 AM **Matrix:** AIR

Analyses	Result	Qual	Report Limit	Units	Dilution Factor	Date Analyzed
Ethyl acetate	ND		10	ppbv	20	4/16/2015 02:44 PM
Ethylbenzene	**15**		**10**	**ppbv**	20	4/16/2015 02:44 PM
Freon 113	ND		10	ppbv	20	4/16/2015 02:44 PM
Freon 114	ND		10	ppbv	20	4/16/2015 02:44 PM
Heptane	**4,300**		**200**	**ppbv**	400	4/16/2015 04:46 PM
Hexachlorobutadiene	ND		10	ppbv	20	4/16/2015 02:44 PM
Hexane	**11,000**	E	**200**	**ppbv**	400	4/16/2015 04:46 PM
m,p-Xylene	**170**		**10**	**ppbv**	20	4/16/2015 02:44 PM
Methylene chloride	ND		10	ppbv	20	4/16/2015 02:44 PM
MTBE	ND		10	ppbv	20	4/16/2015 02:44 PM
Naphthalene	ND		10	ppbv	20	4/16/2015 02:44 PM
o-Xylene	**37**		**10**	**ppbv**	20	4/16/2015 02:44 PM
Propene	ND		10	ppbv	20	4/16/2015 02:44 PM
Styrene	ND		10	ppbv	20	4/16/2015 02:44 PM
Tetrachloroethene	**12**		**10**	**ppbv**	20	4/16/2015 02:44 PM
Tetrahydrofuran	ND		10	ppbv	20	4/16/2015 02:44 PM
Toluene	**230**		**10**	**ppbv**	20	4/16/2015 02:44 PM
trans-1,2-Dichloroethene	ND		10	ppbv	20	4/16/2015 02:44 PM
trans-1,3-Dichloropropene	ND		10	ppbv	20	4/16/2015 02:44 PM
Trichloroethene	ND		4.0	ppbv	20	4/16/2015 02:44 PM
Trichlorofluoromethane	ND		10	ppbv	20	4/16/2015 02:44 PM
Vinyl acetate	ND		10	ppbv	20	4/16/2015 02:44 PM
Vinyl chloride	ND		10	ppbv	20	4/16/2015 02:44 PM
TO-15 BY GC/MS			**ETO-15**			Analyst: **MRJ**
1,1,1-Trichloroethane	ND		55	µg/m3	20	4/16/2015 02:44 PM
1,1,2,2-Tetrachloroethane	ND		69	µg/m3	20	4/16/2015 02:44 PM
1,1,2-Trichloroethane	ND		55	µg/m3	20	4/16/2015 02:44 PM
1,1-Dichloroethane	ND		40	µg/m3	20	4/16/2015 02:44 PM
1,1-Dichloroethene	ND		40	µg/m3	20	4/16/2015 02:44 PM
1,2,4-Trichlorobenzene	ND		74	µg/m3	20	4/16/2015 02:44 PM
1,2,4-Trimethylbenzene	ND		49	µg/m3	20	4/16/2015 02:44 PM
1,2-Dibromoethane	ND		77	µg/m3	20	4/16/2015 02:44 PM
1,2-Dichlorobenzene	ND		60	µg/m3	20	4/16/2015 02:44 PM
1,2-Dichloroethane	ND		40	µg/m3	20	4/16/2015 02:44 PM
1,2-Dichloropropane	ND		46	µg/m3	20	4/16/2015 02:44 PM
1,3,5-Trimethylbenzene	**99**		**49**	**µg/m3**	20	4/16/2015 02:44 PM
1,3-Butadiene	ND		22	µg/m3	20	4/16/2015 02:44 PM
1,3-Dichlorobenzene	ND		60	µg/m3	20	4/16/2015 02:44 PM
1,4-Dichlorobenzene	ND		60	µg/m3	20	4/16/2015 02:44 PM
1,4-Dioxane	ND		72	µg/m3	20	4/16/2015 02:44 PM

Note:

ALS Environmental

Date: *21-Apr-15*

Client: EarthCon Consultants, Inc.
Project: Transwestern Compressor; 02.20120037.00 **Work Order:** 1504440
Sample ID: East Baker Furnace - SVE Effluent **Lab ID:** 1504440-02
Collection Date: 4/8/2015 08:20 AM **Matrix:** AIR

Analyses	Result	Qual	Report Limit	Units	Dilution Factor	Date Analyzed
2-Butanone	ND		29	µg/m3	20	4/16/2015 02:44 PM
2-Hexanone	ND		41	µg/m3	20	4/16/2015 02:44 PM
2-Propanol	ND		49	µg/m3	20	4/16/2015 02:44 PM
4-Ethyltoluene	ND		49	µg/m3	20	4/16/2015 02:44 PM
4-Methyl-2-pentanone	ND		41	µg/m3	20	4/16/2015 02:44 PM
Acetone	ND		48	µg/m3	20	4/16/2015 02:44 PM
Benzene	**870**		**32**	**µg/m3**	20	4/16/2015 02:44 PM
Benzyl chloride	ND		52	µg/m3	20	4/16/2015 02:44 PM
Bromodichloromethane	ND		67	µg/m3	20	4/16/2015 02:44 PM
Bromoform	ND		100	µg/m3	20	4/16/2015 02:44 PM
Bromomethane	ND		39	µg/m3	20	4/16/2015 02:44 PM
Carbon disulfide	ND		31	µg/m3	20	4/16/2015 02:44 PM
Carbon tetrachloride	ND		63	µg/m3	20	4/16/2015 02:44 PM
Chlorobenzene	ND		46	µg/m3	20	4/16/2015 02:44 PM
Chloroethane	ND		26	µg/m3	20	4/16/2015 02:44 PM
Chloroform	ND		49	µg/m3	20	4/16/2015 02:44 PM
Chloromethane	ND		21	µg/m3	20	4/16/2015 02:44 PM
cis-1,2-Dichloroethene	ND		40	µg/m3	20	4/16/2015 02:44 PM
cis-1,3-Dichloropropene	ND		45	µg/m3	20	4/16/2015 02:44 PM
Cumene	ND		49	µg/m3	20	4/16/2015 02:44 PM
Cyclohexane	**25,000**		**690**	**µg/m3**	400	4/16/2015 04:46 PM
Dibromochloromethane	ND		85	µg/m3	20	4/16/2015 02:44 PM
Dichlorodifluoromethane	ND		49	µg/m3	20	4/16/2015 02:44 PM
Ethyl acetate	ND		36	µg/m3	20	4/16/2015 02:44 PM
Ethylbenzene	**66**		**43**	**µg/m3**	20	4/16/2015 02:44 PM
Freon 113	ND		77	µg/m3	20	4/16/2015 02:44 PM
Freon 114	ND		70	µg/m3	20	4/16/2015 02:44 PM
Heptane	**18,000**		**820**	**µg/m3**	400	4/16/2015 04:46 PM
Hexachlorobutadiene	ND		110	µg/m3	20	4/16/2015 02:44 PM
Hexane	**40,000**	E	**700**	**µg/m3**	400	4/16/2015 04:46 PM
m,p-Xylene	**750**		**43**	**µg/m3**	20	4/16/2015 02:44 PM
Methylene chloride	ND		35	µg/m3	20	4/16/2015 02:44 PM
MTBE	ND		36	µg/m3	20	4/16/2015 02:44 PM
Naphthalene	ND		52	µg/m3	20	4/16/2015 02:44 PM
o-Xylene	**160**		**43**	**µg/m3**	20	4/16/2015 02:44 PM
Propene	ND		17	µg/m3	20	4/16/2015 02:44 PM
Styrene	ND		43	µg/m3	20	4/16/2015 02:44 PM
Tetrachloroethene	**79**		**68**	**µg/m3**	20	4/16/2015 02:44 PM
Tetrahydrofuran	ND		29	µg/m3	20	4/16/2015 02:44 PM
Toluene	**880**		**38**	**µg/m3**	20	4/16/2015 02:44 PM

Note:

ALS Environmental

Date: *21-Apr-15*

Client: EarthCon Consultants, Inc.

Project: Transwestern Compressor; 02.20120037.00 **Work Order:** 1504440

Sample ID: East Baker Furnace - SVE Effluent **Lab ID:** 1504440-02

Collection Date: 4/8/2015 08:20 AM **Matrix:** AIR

Analyses	Result	Qual	Report Limit	Units	Dilution Factor	Date Analyzed
trans-1,2-Dichloroethene	ND		40	µg/m3	20	4/16/2015 02:44 PM
trans-1,3-Dichloropropene	ND		45	µg/m3	20	4/16/2015 02:44 PM
Trichloroethene	ND		21	µg/m3	20	4/16/2015 02:44 PM
Trichlorofluoromethane	ND		56	µg/m3	20	4/16/2015 02:44 PM
Vinyl acetate	ND		35	µg/m3	20	4/16/2015 02:44 PM
Vinyl chloride	ND		26	µg/m3	20	4/16/2015 02:44 PM

Note:

ALS Laboratory Group
4388 Glendale-Milford Rd
Cincinnati, OH 45242
Ph: 513-733-5336
Fax: 513-733-5347
www.alsglobal.com

TVOC

Client: Earthcon
Client Sample ID: West Baker Furnace
ALS Sample # 1504440-01A
Method: EPA TO-15

		Estimated Concentration	Units
	TVOC	120000	PPBV

Client Sample ID: East Baker Furnace
ALS Sample # 1504440-02A
Method: EPA TO-15

		Estimated Concentration	Units
	TVOC	78000	PPBV

*TVOC calculation based on response factor of hexane and the lab blank's internal standard.

Batch ID: **R117538** Instrument ID: **VMS3** Method: **ETO-15**

MBLK Sample ID: **MBLK-R117538** Units: **ppbv** Analysis Date: **4/16/2015 11:30 AM**

Client ID: Run ID: **VMS3_150416A** SeqNo: **1039070** Prep Date: DF: **1**

Analyte	Result	PQL	SPK Val	SPK Ref Value	%REC	Control Limit	RPD Ref Value	%RPD	RPD Limit	Qual
1,1,1-Trichloroethane	ND	0.50								
1,1,2,2-Tetrachloroethane	ND	0.50								
1,1,2-Trichloroethane	ND	0.50								
1,1-Dichloroethane	ND	0.50								
1,1-Dichloroethene	ND	0.50								
1,2,4-Trichlorobenzene	ND	0.50								
1,2,4-Trimethylbenzene	ND	0.50								
1,2-Dibromoethane	ND	0.50								
1,2-Dichlorobenzene	ND	0.50								
1,2-Dichloroethane	ND	0.50								
1,2-Dichloropropane	ND	0.50								
1,3,5-Trimethylbenzene	ND	0.50								
1,3-Butadiene	ND	0.50								
1,3-Dichlorobenzene	ND	0.50								
1,4-Dichlorobenzene	ND	0.50								
1,4-Dioxane	ND	1.0								
2-Butanone	ND	0.50								
2-Hexanone	ND	0.50								
2-Propanol	ND	1.0								
4-Ethyltoluene	ND	0.50								
4-Methyl-2-pentanone	ND	0.50								
Acetone	ND	1.0								
Benzene	ND	0.50								
Benzyl chloride	ND	0.50								
Bromodichloromethane	ND	0.50								
Bromoform	ND	0.50								
Bromomethane	ND	0.50								
Carbon disulfide	ND	0.50								
Carbon tetrachloride	ND	0.50								
Chlorobenzene	ND	0.50								
Chloroethane	ND	0.50								
Chloroform	ND	0.50								
Chloromethane	ND	0.50								
cis-1,2-Dichloroethene	ND	0.50								
cis-1,3-Dichloropropene	ND	0.50								
Cumene	ND	0.50								
Cyclohexane	ND	0.50								
Dibromochloromethane	ND	0.50								
Dichlorodifluoromethane	ND	0.50								
Ethyl acetate	ND	0.50								
Ethylbenzene	ND	0.50								

Note: See Qualifiers Page for a list of Qualifiers and their explanation.

QC BATCH REPORT

Batch ID: **R117538** Instrument ID: **VMS3** Method: **ETO-15**

Freon 113	ND	0.50						
Freon 114	ND	0.50						
Heptane	ND	0.50						
Hexachlorobutadiene	ND	0.50						
Hexane	ND	0.50						
m,p-Xylene	ND	0.50						
Methylene chloride	ND	0.50						
MTBE	ND	0.50						
Naphthalene	ND	0.50						
o-Xylene	ND	0.50						
Propene	ND	0.50						
Styrene	ND	0.50						
Tetrachloroethene	ND	0.50						
Tetrahydrofuran	ND	0.50						
Toluene	ND	0.50						
trans-1,2-Dichloroethene	ND	0.50						
trans-1,3-Dichloropropene	ND	0.50						
Trichloroethene	ND	0.20						
Trichlorofluoromethane	ND	0.50						
Vinyl acetate	ND	0.50						
Vinyl chloride	ND	0.50						
Surr: Bromofluorobenzene	9.69	0	*10*	0	*96.9*	*60-140*	0	

Note: See Qualifiers Page for a list of Qualifiers and their explanation.

Client: EarthCon Consultants, Inc.
Work Order: 1504440
Project: Transwestern Compressor; 02.20120037.00

QC BATCH REPORT

Batch ID: **R117538** Instrument ID: **VMS3** Method: **ETO-15**

LCS Sample ID: **LCS-R117538** Units: **ppbv** Analysis Date: **4/16/2015 10:50 AM**
Client ID: Run ID: **VMS3_150416A** SeqNo: **1039069** Prep Date: DF: **1**

Analyte	Result	PQL	SPK Val	SPK Ref Value	%REC	Control Limit	RPD Ref Value	%RPD	RPD Limit	Qual
1,1,1-Trichloroethane	10.2	0.50	10	0	102	58.8-163	0			
1,1,2,2-Tetrachloroethane	9.35	0.50	10	0	93.5	60-140	0			
1,1,2-Trichloroethane	9.89	0.50	10	0	98.9	60-140	0			
1,1-Dichloroethane	10.36	0.50	10	0	104	60-140	0			
1,1-Dichloroethene	10.56	0.50	10	0	106	60-140	0			
1,2,4-Trichlorobenzene	6.97	0.50	10	0	69.7	49.3-150	0			
1,2,4-Trimethylbenzene	9.72	0.50	10	0	97.2	50.1-162	0			
1,2-Dibromoethane	9.99	0.50	10	0	99.9	60-140	0			
1,2-Dichlorobenzene	8.39	0.50	10	0	83.9	41.9-141	0			
1,2-Dichloroethane	9.46	0.50	10	0	94.6	60-140	0			
1,2-Dichloropropane	10.16	0.50	10	0	102	60-140	0			
1,3,5-Trimethylbenzene	9.81	0.50	10	0	98.1	60-140	0			
1,3-Butadiene	10.01	0.50	10	0	100	50.6-140	0			
1,3-Dichlorobenzene	8.61	0.50	10	0	86.1	60-140	0			
1,4-Dichlorobenzene	8.45	0.50	10	0	84.5	55.1-145	0			
1,4-Dioxane	8.02	1.0	10	0	80.2	60-140	0			
2-Butanone	8.79	0.50	10	0	87.9	60-140	0			
2-Hexanone	7.53	0.50	10	0	75.3	56.2-162	0			
2-Propanol	8.14	1.0	10	0	81.4	60-140	0			
4-Ethyltoluene	9.84	0.50	10	0	98.4	60-140	0			
4-Methyl-2-pentanone	8.48	0.50	10	0	84.8	60-140	0			
Acetone	7.98	1.0	10	0	79.8	60-140	0			
Benzene	10.56	0.50	10	0	106	60-140	0			
Benzyl chloride	7.93	0.50	10	0	79.3	31.9-174	0			
Bromodichloromethane	9.92	0.50	10	0	99.2	60-140	0			
Bromoform	9.48	0.50	10	0	94.8	60-140	0			
Bromomethane	11.91	0.50	10	0	119	60-140	0			
Carbon disulfide	10.6	0.50	10	0	106	60-140	0			
Carbon tetrachloride	10.59	0.50	10	0	106	60-140	0			
Chlorobenzene	9.69	0.50	10	0	96.9	60-140	0			
Chloroethane	12.27	0.50	10	0	123	60-140	0			
Chloroform	10.19	0.50	10	0	102	60-140	0			
Chloromethane	10.71	0.50	10	0	107	60-140	0			
cis-1,2-Dichloroethene	10.35	0.50	10	0	104	60-140	0			
cis-1,3-Dichloropropene	10.18	0.50	10	0	102	60-140	0			
Cumene	9.63	0.50	10	0	96.3	60-140	0			
Cyclohexane	11.12	0.50	10	0	111	60-140	0			
Dibromochloromethane	9.9	0.50	10	0	99	60-140	0			
Dichlorodifluoromethane	10.22	0.50	10	0	102	60-140	0			
Ethyl acetate	9.74	0.50	10	0	97.4	60-140	0			
Ethylbenzene	9.59	0.50	10	0	95.9	60-140	0			
Freon 113	10.91	0.50	10	0	109	60-140	0			

Note: See Qualifiers Page for a list of Qualifiers and their explanation.

Client: EarthCon Consultants, Inc.
Work Order: 1504440
Project: Transwestern Compressor; 02.20120037.00

QC BATCH REPORT

Batch ID: **R117538** Instrument ID: **VMS3** Method: **ETO-15**

Freon 114	11.52	0.50	10	0	115	60-140	0
Heptane	9.83	0.50	10	0	98.3	60-140	0
Hexachlorobutadiene	8.47	0.50	10	0	84.7	60-140	0
Hexane	10.41	0.50	10	0	104	60-140	0
m,p-Xylene	18.82	0.50	20	0	94.1	60-140	0
Methylene chloride	9.08	0.50	10	0	90.8	60-140	0
MTBE	9.66	0.50	10	0	96.6	60.8-151	0
o-Xylene	9.35	0.50	10	0	93.5	60-140	0
Propene	8.86	0.50	10	0	88.6	34.4-139	0
Styrene	9.72	0.50	10	0	97.2	60-140	0
Tetrachloroethene	10.2	0.50	10	0	102	60-140	0
Tetrahydrofuran	9.51	0.50	10	0	95.1	60-140	0
Toluene	10.29	0.50	10	0	103	60-140	0
trans-1,2-Dichloroethene	10.95	0.50	10	0	110	60-140	0
trans-1,3-Dichloropropene	9.25	0.50	10	0	92.5	60-140	0
Trichloroethene	9.89	0.20	10	0	98.9	60-140	0
Trichlorofluoromethane	9.65	0.50	10	0	96.5	60-140	0
Vinyl acetate	9.37	0.50	10	0	93.7	48.4-145	0
Vinyl chloride	11.85	0.50	10	0	118	60-140	0
Surr: Bromofluorobenzene	9.51	0	*10*	0	*95.1*	*60-140*	0

The following samples were analyzed in this batch: 1504440-01A 1504440-02A

Note: See Qualifiers Page for a list of Qualifiers and their explanation.

Client: EarthCon Consultants, Inc.
Project: Transwestern Compressor; 02.20120037.00
WorkOrder: **1504440**

QUALIFIERS, ACRONYMS, UNITS

Qualifier	Description
*	Value exceeds Regulatory Limit
a	Not accredited
B	Analyte detected in the associated Method Blank above the Reporting Limit
E	Value above quantitation range
H	Analyzed outside of Holding Time
J	Analyte detected below quantitation limit
n	Not offered for accreditation
ND	Not Detected at the Reporting Limit
O	Sample amount is > 4 times amount spiked
P	Dual Column results percent difference > 40%
R	RPD above laboratory control limit
S	Spike Recovery outside laboratory control limits
U	Analyzed but not detected above the MDL

Acronym	Description
DUP	Method Duplicate
E	EPA Method
LCS	Laboratory Control Sample
LCSD	Laboratory Control Sample Duplicate
MBLK	Method Blank
MDL	Method Detection Limit
MQL	Method Quantitation Limit
MS	Matrix Spike
MSD	Matrix Spike Duplicate
PDS	Post Digestion Spike
PQL	Practical Quantitaion Limit
SDL	Sample Detection Limit
SW	SW-846 Method

Units Reported	Description
µg/m3	
ppbv	

ALS Environmental

Sample Receipt Checklist

Client Name: **EARTHCON-INDIANAPOLIS** Date/Time Received: **14-Apr-15 10:24**

Work Order: **1504440** Received by: **SNH**

Checklist completed by: Shiloh Greenwald 14-Apr-15 Reviewed by: Shawn Smythe 15-Apr-15

eSignature | Date | eSignature | Date

Matrices:

Carrier name: FedEx

Shipping container/cooler in good condition?	Yes ☑	No ☐	Not Present ☐
Custody seals intact on shipping container/cooler?	Yes ☐	No ☐	Not Present ☑
Custody seals intact on sample bottles?	Yes ☐	No ☐	Not Present ☑
Chain of custody present?	Yes ☑	No ☐	
Chain of custody signed when relinquished and received?	Yes ☑	No ☐	
Chain of custody agrees with sample labels?	Yes ☑	No ☐	
Samples in proper container/bottle?	Yes ☑	No ☐	
Sample containers intact?	Yes ☑	No ☐	
Sufficient sample volume for indicated test?	Yes ☑	No ☐	
All samples received within holding time?	Yes ☑	No ☐	
Container/Temp Blank temperature in compliance?	Yes ☑	No ☐	
Temperature(s)/Thermometer(s):			
Cooler(s)/Kit(s):			
Water - VOA vials have zero headspace?	Yes ☐	No ☐	No VOA vials submitted ☑
Water - pH acceptable upon receipt?	Yes ☐	No ☐	N/A ☑
pH adjusted?	Yes ☐	No ☐	N/A ☑
pH adjusted by:			

Login Notes:

Client Contacted: Date Contacted: Person Contacted:

Contacted By: Regarding:

Comments:

CorrectiveAction:

16-Jun-2015

JD Haines
EarthCon
14405 Walters Rd
Suite 700
Houston, TX 77014

Tel: (317) 450-6126
Fax:

Re: Transwestern Compressor Sta. #9 Work Order: **1506063**

Dear JD,

ALS Environmental received 2 samples on 02-Jun-2015 01:45 PM for the analyses presented in the following report.

The analytical data provided relates directly to the samples received by ALS Environmental and for only the analyses requested.

QC sample results for this data met laboratory specifications. Any exceptions are noted in the Case Narrative, or noted with qualifiers in the report or QC batch information. Should this laboratory report need to be reproduced, it should be reproduced in full unless written approval has been obtained from ALS Laboratory Group. Samples will be disposed in 30 days unless storage arrangements are made.

The total number of pages in this report is 18.

If you have any questions regarding this report, please feel free to contact me.

Sincerely,

Shawn Smythe

Electronically approved by: Shawn Smythe

Shawn Smythe
Project Manager

ALS Environmental

Date: 16-Jun-15

Client: EarthCon
Project: Transwestern Compressor Sta. #9
Work Order: **1506063**

Work Order Sample Summary

Lab Samp ID	Client Sample ID	Matrix	Tag Number	Collection Date	Date Received	Hold
1506063-01	West Baker Furnace	Air		5/27/2015	6/2/2015 13:45	☐
1506063-02	East Baker Furnace	Air		5/27/2015	6/2/2015 13:45	☐

ALS Environmental

Date: 16-Jun-15

Client:	EarthCon
Project:	Transwestern Compressor Sta. #9
Work Order:	1506063

Case Narrative

The analytical data provided relates directly to the samples received by ALS Laboratory Group and for only the analyses requested.

Results relate only to the items tested and are not blank corrected unless indicated.

QC sample results for this data met laboratory specifications. Any exceptions are noted in the Case Narrative, or noted with qualifiers in the report or QC batch information. Should this laboratory report need to be reproduced, it should be reproduced in full unless written approval has been obtained from ALS Laboratory Group. Samples will be disposed in 30 days unless storage arrangements are made.

ALS Environmental

Date: *16-Jun-15*

Client: EarthCon
Project: Transwestern Compressor Sta. #9
Work Order: 1506063
Sample ID: West Baker Furnace
Lab ID: 1506063-01
Collection Date: 5/27/2015
Matrix: AIR

Analyses	Result	Qual	Report Limit	Units	Dilution Factor	Date Analyzed
TO-15 BY GC/MS			**ETO-15**			Analyst: **MRJ**
1,1,1-Trichloroethane	ND		200	ppbv	400	6/3/2015 10:08 PM
1,1,2,2-Tetrachloroethane	ND		200	ppbv	400	6/3/2015 10:08 PM
1,1,2-Trichloroethane	ND		200	ppbv	400	6/3/2015 10:08 PM
1,1-Dichloroethane	ND		200	ppbv	400	6/3/2015 10:08 PM
1,1-Dichloroethene	ND		200	ppbv	400	6/3/2015 10:08 PM
1,2,4-Trichlorobenzene	ND		200	ppbv	400	6/3/2015 10:08 PM
1,2,4-Trimethylbenzene	ND		200	ppbv	400	6/3/2015 10:08 PM
1,2-Dibromoethane	ND		200	ppbv	400	6/3/2015 10:08 PM
1,2-Dichlorobenzene	ND		200	ppbv	400	6/3/2015 10:08 PM
1,2-Dichloroethane	ND		200	ppbv	400	6/3/2015 10:08 PM
1,2-Dichloropropane	ND		200	ppbv	400	6/3/2015 10:08 PM
1,3,5-Trimethylbenzene	ND		200	ppbv	400	6/3/2015 10:08 PM
1,3-Butadiene	ND		200	ppbv	400	6/3/2015 10:08 PM
1,3-Dichlorobenzene	ND		200	ppbv	400	6/3/2015 10:08 PM
1,4-Dichlorobenzene	ND		200	ppbv	400	6/3/2015 10:08 PM
1,4-Dioxane	ND		400	ppbv	400	6/3/2015 10:08 PM
2-Butanone	ND		200	ppbv	400	6/3/2015 10:08 PM
2-Hexanone	ND		200	ppbv	400	6/3/2015 10:08 PM
2-Propanol	ND		400	ppbv	400	6/3/2015 10:08 PM
4-Ethyltoluene	ND		200	ppbv	400	6/3/2015 10:08 PM
4-Methyl-2-pentanone	ND		200	ppbv	400	6/3/2015 10:08 PM
Acetone	ND		400	ppbv	400	6/3/2015 10:08 PM
Benzene	**560**		**200**	**ppbv**	400	6/3/2015 10:08 PM
Benzyl chloride	ND		200	ppbv	400	6/3/2015 10:08 PM
Bromodichloromethane	ND		200	ppbv	400	6/3/2015 10:08 PM
Bromoform	ND		200	ppbv	400	6/3/2015 10:08 PM
Bromomethane	ND		200	ppbv	400	6/3/2015 10:08 PM
Carbon disulfide	ND		200	ppbv	400	6/3/2015 10:08 PM
Carbon tetrachloride	ND		200	ppbv	400	6/3/2015 10:08 PM
Chlorobenzene	ND		200	ppbv	400	6/3/2015 10:08 PM
Chloroethane	ND		200	ppbv	400	6/3/2015 10:08 PM
Chloroform	ND		200	ppbv	400	6/3/2015 10:08 PM
Chloromethane	ND		200	ppbv	400	6/3/2015 10:08 PM
cis-1,2-Dichloroethene	ND		200	ppbv	400	6/3/2015 10:08 PM
cis-1,3-Dichloropropene	ND		200	ppbv	400	6/3/2015 10:08 PM
Cumene	ND		200	ppbv	400	6/3/2015 10:08 PM
Cyclohexane	**19,000**		**1,000**	**ppbv**	2000	6/5/2015 09:15 PM
Dibromochloromethane	ND		200	ppbv	400	6/3/2015 10:08 PM
Dichlorodifluoromethane	ND		200	ppbv	400	6/3/2015 10:08 PM

Note:

ALS Environmental

Date: *16-Jun-15*

Client: EarthCon
Project: Transwestern Compressor Sta. #9 **Work Order:** 1506063
Sample ID: West Baker Furnace **Lab ID:** 1506063-01
Collection Date: 5/27/2015 **Matrix:** AIR

Analyses	Result	Qual	Report Limit	Units	Dilution Factor	Date Analyzed
Ethyl acetate	ND		200	ppbv	400	6/3/2015 10:08 PM
Ethylbenzene	ND		200	ppbv	400	6/3/2015 10:08 PM
Freon 113	ND		200	ppbv	400	6/3/2015 10:08 PM
Freon 114	ND		200	ppbv	400	6/3/2015 10:08 PM
Heptane	**9,800**		**200**	**ppbv**	400	6/3/2015 10:08 PM
Hexachlorobutadiene	ND		200	ppbv	400	6/3/2015 10:08 PM
Hexane	**36,000**		**1,000**	**ppbv**	2000	6/5/2015 09:15 PM
m,p-Xylene	**440**		**200**	**ppbv**	400	6/3/2015 10:08 PM
Methylene chloride	ND		200	ppbv	400	6/3/2015 10:08 PM
MTBE	ND		200	ppbv	400	6/3/2015 10:08 PM
Naphthalene	ND		200	ppbv	400	6/3/2015 10:08 PM
o-Xylene	ND		200	ppbv	400	6/3/2015 10:08 PM
Propene	**680**		**200**	**ppbv**	400	6/3/2015 10:08 PM
Styrene	ND		200	ppbv	400	6/3/2015 10:08 PM
Tetrachloroethene	ND		200	ppbv	400	6/3/2015 10:08 PM
Tetrahydrofuran	ND		200	ppbv	400	6/3/2015 10:08 PM
Toluene	**760**		**200**	**ppbv**	400	6/3/2015 10:08 PM
trans-1,2-Dichloroethene	ND		200	ppbv	400	6/3/2015 10:08 PM
trans-1,3-Dichloropropene	ND		200	ppbv	400	6/3/2015 10:08 PM
Trichloroethene	ND		80	ppbv	400	6/3/2015 10:08 PM
Trichlorofluoromethane	ND		200	ppbv	400	6/3/2015 10:08 PM
Vinyl acetate	ND		200	ppbv	400	6/3/2015 10:08 PM
Vinyl chloride	ND		200	ppbv	400	6/3/2015 10:08 PM
Surr: Bromofluorobenzene	*99.0*		*60-140*	*%REC*	400	6/3/2015 10:08 PM
TO-15 BY GC/MS			**ETO-15**			Analyst: **MRJ**
1,1,1-Trichloroethane	ND		1,100	µg/m3	400	6/3/2015 10:08 PM
1,1,2,2-Tetrachloroethane	ND		1,400	µg/m3	400	6/3/2015 10:08 PM
1,1,2-Trichloroethane	ND		1,100	µg/m3	400	6/3/2015 10:08 PM
1,1-Dichloroethane	ND		810	µg/m3	400	6/3/2015 10:08 PM
1,1-Dichloroethene	ND		790	µg/m3	400	6/3/2015 10:08 PM
1,2,4-Trichlorobenzene	ND		1,500	µg/m3	400	6/3/2015 10:08 PM
1,2,4-Trimethylbenzene	ND		980	µg/m3	400	6/3/2015 10:08 PM
1,2-Dibromoethane	ND		1,500	µg/m3	400	6/3/2015 10:08 PM
1,2-Dichlorobenzene	ND		1,200	µg/m3	400	6/3/2015 10:08 PM
1,2-Dichloroethane	ND		810	µg/m3	400	6/3/2015 10:08 PM
1,2-Dichloropropane	ND		920	µg/m3	400	6/3/2015 10:08 PM
1,3,5-Trimethylbenzene	ND		980	µg/m3	400	6/3/2015 10:08 PM
1,3-Butadiene	ND		440	µg/m3	400	6/3/2015 10:08 PM
1,3-Dichlorobenzene	ND		1,200	µg/m3	400	6/3/2015 10:08 PM
1,4-Dichlorobenzene	ND		1,200	µg/m3	400	6/3/2015 10:08 PM

Note:

ALS Environmental

Date: *16-Jun-15*

Client: EarthCon
Project: Transwestern Compressor Sta. #9
Work Order: 1506063
Sample ID: West Baker Furnace
Lab ID: 1506063-01
Collection Date: 5/27/2015
Matrix: AIR

Analyses	Result	Qual	Report Limit	Units	Dilution Factor	Date Analyzed
1,4-Dioxane	ND		1,400	µg/m3	400	6/3/2015 10:08 PM
2-Butanone	ND		590	µg/m3	400	6/3/2015 10:08 PM
2-Hexanone	ND		820	µg/m3	400	6/3/2015 10:08 PM
2-Propanol	ND		980	µg/m3	400	6/3/2015 10:08 PM
4-Ethyltoluene	ND		980	µg/m3	400	6/3/2015 10:08 PM
4-Methyl-2-pentanone	ND		820	µg/m3	400	6/3/2015 10:08 PM
Acetone	ND		950	µg/m3	400	6/3/2015 10:08 PM
Benzene	**1,800**		**640**	**µg/m3**	400	6/3/2015 10:08 PM
Benzyl chloride	ND		1,000	µg/m3	400	6/3/2015 10:08 PM
Bromodichloromethane	ND		1,300	µg/m3	400	6/3/2015 10:08 PM
Bromoform	ND		2,100	µg/m3	400	6/3/2015 10:08 PM
Bromomethane	ND		780	µg/m3	400	6/3/2015 10:08 PM
Carbon disulfide	ND		620	µg/m3	400	6/3/2015 10:08 PM
Carbon tetrachloride	ND		1,300	µg/m3	400	6/3/2015 10:08 PM
Chlorobenzene	ND		920	µg/m3	400	6/3/2015 10:08 PM
Chloroethane	ND		530	µg/m3	400	6/3/2015 10:08 PM
Chloroform	ND		980	µg/m3	400	6/3/2015 10:08 PM
Chloromethane	ND		410	µg/m3	400	6/3/2015 10:08 PM
cis-1,2-Dichloroethene	ND		790	µg/m3	400	6/3/2015 10:08 PM
cis-1,3-Dichloropropene	ND		910	µg/m3	400	6/3/2015 10:08 PM
Cumene	ND		980	µg/m3	400	6/3/2015 10:08 PM
Cyclohexane	**64,000**		**3,400**	**µg/m3**	2000	6/5/2015 09:15 PM
Dibromochloromethane	ND		1,700	µg/m3	400	6/3/2015 10:08 PM
Dichlorodifluoromethane	ND		990	µg/m3	400	6/3/2015 10:08 PM
Ethyl acetate	ND		720	µg/m3	400	6/3/2015 10:08 PM
Ethylbenzene	ND		870	µg/m3	400	6/3/2015 10:08 PM
Freon 113	ND		1,500	µg/m3	400	6/3/2015 10:08 PM
Freon 114	ND		1,400	µg/m3	400	6/3/2015 10:08 PM
Heptane	**40,000**		**820**	**µg/m3**	400	6/3/2015 10:08 PM
Hexachlorobutadiene	ND		2,100	µg/m3	400	6/3/2015 10:08 PM
Hexane	**130,000**		**3,500**	**µg/m3**	2000	6/5/2015 09:15 PM
m,p-Xylene	**1,900**		**870**	**µg/m3**	400	6/3/2015 10:08 PM
Methylene chloride	ND		690	µg/m3	400	6/3/2015 10:08 PM
MTBE	ND		720	µg/m3	400	6/3/2015 10:08 PM
Naphthalene	ND		1,000	µg/m3	400	6/3/2015 10:08 PM
o-Xylene	ND		870	µg/m3	400	6/3/2015 10:08 PM
Propene	**1,200**		**340**	**µg/m3**	400	6/3/2015 10:08 PM
Styrene	ND		850	µg/m3	400	6/3/2015 10:08 PM
Tetrachloroethene	ND		1,400	µg/m3	400	6/3/2015 10:08 PM
Tetrahydrofuran	ND		590	µg/m3	400	6/3/2015 10:08 PM

Note:

ALS Environmental

Date: *16-Jun-15*

Client: EarthCon
Project: Transwestern Compressor Sta. #9
Work Order: 1506063
Sample ID: West Baker Furnace
Lab ID: 1506063-01
Collection Date: 5/27/2015
Matrix: AIR

Analyses	Result	Qual	Report Limit	Units	Dilution Factor	Date Analyzed
Toluene	**2,800**		**750**	**µg/m3**	400	6/3/2015 10:08 PM
trans-1,2-Dichloroethene	ND		790	µg/m3	400	6/3/2015 10:08 PM
trans-1,3-Dichloropropene	ND		910	µg/m3	400	6/3/2015 10:08 PM
Trichloroethene	ND		430	µg/m3	400	6/3/2015 10:08 PM
Trichlorofluoromethane	ND		1,100	µg/m3	400	6/3/2015 10:08 PM
Vinyl acetate	ND		700	µg/m3	400	6/3/2015 10:08 PM
Vinyl chloride	ND		510	µg/m3	400	6/3/2015 10:08 PM
Surr: Bromofluorobenzene	*99.0*		*60-140*	*%REC*	400	6/3/2015 10:08 PM

Note:

ALS Environmental

Date: *16-Jun-15*

Client: EarthCon
Project: Transwestern Compressor Sta. #9
Work Order: 1506063
Sample ID: East Baker Furnace
Lab ID: 1506063-02
Collection Date: 5/27/2015
Matrix: AIR

Analyses	Result	Qual	Report Limit	Units	Dilution Factor	Date Analyzed
TO-15 BY GC/MS			**ETO-15**			Analyst: **MRJ**
1,1,1-Trichloroethane	ND		200	ppbv	400	6/3/2015 11:29 PM
1,1,2,2-Tetrachloroethane	ND		200	ppbv	400	6/3/2015 11:29 PM
1,1,2-Trichloroethane	ND		200	ppbv	400	6/3/2015 11:29 PM
1,1-Dichloroethane	ND		200	ppbv	400	6/3/2015 11:29 PM
1,1-Dichloroethene	ND		200	ppbv	400	6/3/2015 11:29 PM
1,2,4-Trichlorobenzene	ND		200	ppbv	400	6/3/2015 11:29 PM
1,2,4-Trimethylbenzene	ND		200	ppbv	400	6/3/2015 11:29 PM
1,2-Dibromoethane	ND		200	ppbv	400	6/3/2015 11:29 PM
1,2-Dichlorobenzene	ND		200	ppbv	400	6/3/2015 11:29 PM
1,2-Dichloroethane	ND		200	ppbv	400	6/3/2015 11:29 PM
1,2-Dichloropropane	ND		200	ppbv	400	6/3/2015 11:29 PM
1,3,5-Trimethylbenzene	ND		200	ppbv	400	6/3/2015 11:29 PM
1,3-Butadiene	ND		200	ppbv	400	6/3/2015 11:29 PM
1,3-Dichlorobenzene	ND		200	ppbv	400	6/3/2015 11:29 PM
1,4-Dichlorobenzene	ND		200	ppbv	400	6/3/2015 11:29 PM
1,4-Dioxane	ND		400	ppbv	400	6/3/2015 11:29 PM
2-Butanone	ND		200	ppbv	400	6/3/2015 11:29 PM
2-Hexanone	ND		200	ppbv	400	6/3/2015 11:29 PM
2-Propanol	ND		400	ppbv	400	6/3/2015 11:29 PM
4-Ethyltoluene	ND		200	ppbv	400	6/3/2015 11:29 PM
4-Methyl-2-pentanone	ND		200	ppbv	400	6/3/2015 11:29 PM
Acetone	ND		400	ppbv	400	6/3/2015 11:29 PM
Benzene	ND		200	ppbv	400	6/3/2015 11:29 PM
Benzyl chloride	ND		200	ppbv	400	6/3/2015 11:29 PM
Bromodichloromethane	ND		200	ppbv	400	6/3/2015 11:29 PM
Bromoform	ND		200	ppbv	400	6/3/2015 11:29 PM
Bromomethane	ND		200	ppbv	400	6/3/2015 11:29 PM
Carbon disulfide	ND		200	ppbv	400	6/3/2015 11:29 PM
Carbon tetrachloride	ND		200	ppbv	400	6/3/2015 11:29 PM
Chlorobenzene	ND		200	ppbv	400	6/3/2015 11:29 PM
Chloroethane	ND		200	ppbv	400	6/3/2015 11:29 PM
Chloroform	ND		200	ppbv	400	6/3/2015 11:29 PM
Chloromethane	ND		200	ppbv	400	6/3/2015 11:29 PM
cis-1,2-Dichloroethene	ND		200	ppbv	400	6/3/2015 11:29 PM
cis-1,3-Dichloropropene	ND		200	ppbv	400	6/3/2015 11:29 PM
Cumene	ND		200	ppbv	400	6/3/2015 11:29 PM
Cyclohexane	**5,300**		**200**	**ppbv**	400	6/3/2015 11:29 PM
Dibromochloromethane	ND		200	ppbv	400	6/3/2015 11:29 PM
Dichlorodifluoromethane	ND		200	ppbv	400	6/3/2015 11:29 PM

Note:

ALS Environmental

Date: *16-Jun-15*

Client: EarthCon
Project: Transwestern Compressor Sta. #9 **Work Order:** 1506063
Sample ID: East Baker Furnace **Lab ID:** 1506063-02
Collection Date: 5/27/2015 **Matrix:** AIR

Analyses	Result	Qual	Report Limit	Units	Dilution Factor	Date Analyzed
Ethyl acetate	ND		200	ppbv	400	6/3/2015 11:29 PM
Ethylbenzene	ND		200	ppbv	400	6/3/2015 11:29 PM
Freon 113	ND		200	ppbv	400	6/3/2015 11:29 PM
Freon 114	ND		200	ppbv	400	6/3/2015 11:29 PM
Heptane	**3,800**		**200**	**ppbv**	400	6/3/2015 11:29 PM
Hexachlorobutadiene	ND		200	ppbv	400	6/3/2015 11:29 PM
Hexane	**8,000**		**200**	**ppbv**	400	6/3/2015 11:29 PM
m,p-Xylene	ND		200	ppbv	400	6/3/2015 11:29 PM
Methylene chloride	ND		200	ppbv	400	6/3/2015 11:29 PM
MTBE	ND		200	ppbv	400	6/3/2015 11:29 PM
Naphthalene	ND		200	ppbv	400	6/3/2015 11:29 PM
o-Xylene	ND		200	ppbv	400	6/3/2015 11:29 PM
Propene	**250**		**200**	**ppbv**	400	6/3/2015 11:29 PM
Styrene	ND		200	ppbv	400	6/3/2015 11:29 PM
Tetrachloroethene	ND		200	ppbv	400	6/3/2015 11:29 PM
Tetrahydrofuran	ND		200	ppbv	400	6/3/2015 11:29 PM
Toluene	**230**		**200**	**ppbv**	400	6/3/2015 11:29 PM
trans-1,2-Dichloroethene	ND		200	ppbv	400	6/3/2015 11:29 PM
trans-1,3-Dichloropropene	ND		200	ppbv	400	6/3/2015 11:29 PM
Trichloroethene	ND		80	ppbv	400	6/3/2015 11:29 PM
Trichlorofluoromethane	ND		200	ppbv	400	6/3/2015 11:29 PM
Vinyl acetate	ND		200	ppbv	400	6/3/2015 11:29 PM
Vinyl chloride	ND		200	ppbv	400	6/3/2015 11:29 PM
Surr: Bromofluorobenzene	*98.5*		*60-140*	*%REC*	400	6/3/2015 11:29 PM
TO-15 BY GC/MS			**ETO-15**			Analyst: **MRJ**
1,1,1-Trichloroethane	ND		1,100	µg/m3	400	6/3/2015 11:29 PM
1,1,2,2-Tetrachloroethane	ND		1,400	µg/m3	400	6/3/2015 11:29 PM
1,1,2-Trichloroethane	ND		1,100	µg/m3	400	6/3/2015 11:29 PM
1,1-Dichloroethane	ND		810	µg/m3	400	6/3/2015 11:29 PM
1,1-Dichloroethene	ND		790	µg/m3	400	6/3/2015 11:29 PM
1,2,4-Trichlorobenzene	ND		1,500	µg/m3	400	6/3/2015 11:29 PM
1,2,4-Trimethylbenzene	ND		980	µg/m3	400	6/3/2015 11:29 PM
1,2-Dibromoethane	ND		1,500	µg/m3	400	6/3/2015 11:29 PM
1,2-Dichlorobenzene	ND		1,200	µg/m3	400	6/3/2015 11:29 PM
1,2-Dichloroethane	ND		810	µg/m3	400	6/3/2015 11:29 PM
1,2-Dichloropropane	ND		920	µg/m3	400	6/3/2015 11:29 PM
1,3,5-Trimethylbenzene	ND		980	µg/m3	400	6/3/2015 11:29 PM
1,3-Butadiene	ND		440	µg/m3	400	6/3/2015 11:29 PM
1,3-Dichlorobenzene	ND		1,200	µg/m3	400	6/3/2015 11:29 PM
1,4-Dichlorobenzene	ND		1,200	µg/m3	400	6/3/2015 11:29 PM

Note:

ALS Environmental

Date: *16-Jun-15*

Client: EarthCon
Project: Transwestern Compressor Sta. #9
Work Order: 1506063
Sample ID: East Baker Furnace
Lab ID: 1506063-02
Collection Date: 5/27/2015
Matrix: AIR

Analyses	Result	Qual	Report Limit	Units	Dilution Factor	Date Analyzed
1,4-Dioxane	ND		1,400	µg/m3	400	6/3/2015 11:29 PM
2-Butanone	ND		590	µg/m3	400	6/3/2015 11:29 PM
2-Hexanone	ND		820	µg/m3	400	6/3/2015 11:29 PM
2-Propanol	ND		980	µg/m3	400	6/3/2015 11:29 PM
4-Ethyltoluene	ND		980	µg/m3	400	6/3/2015 11:29 PM
4-Methyl-2-pentanone	ND		820	µg/m3	400	6/3/2015 11:29 PM
Acetone	ND		950	µg/m3	400	6/3/2015 11:29 PM
Benzene	ND		640	µg/m3	400	6/3/2015 11:29 PM
Benzyl chloride	ND		1,000	µg/m3	400	6/3/2015 11:29 PM
Bromodichloromethane	ND		1,300	µg/m3	400	6/3/2015 11:29 PM
Bromoform	ND		2,100	µg/m3	400	6/3/2015 11:29 PM
Bromomethane	ND		780	µg/m3	400	6/3/2015 11:29 PM
Carbon disulfide	ND		620	µg/m3	400	6/3/2015 11:29 PM
Carbon tetrachloride	ND		1,300	µg/m3	400	6/3/2015 11:29 PM
Chlorobenzene	ND		920	µg/m3	400	6/3/2015 11:29 PM
Chloroethane	ND		530	µg/m3	400	6/3/2015 11:29 PM
Chloroform	ND		980	µg/m3	400	6/3/2015 11:29 PM
Chloromethane	ND		410	µg/m3	400	6/3/2015 11:29 PM
cis-1,2-Dichloroethene	ND		790	µg/m3	400	6/3/2015 11:29 PM
cis-1,3-Dichloropropene	ND		910	µg/m3	400	6/3/2015 11:29 PM
Cumene	ND		980	µg/m3	400	6/3/2015 11:29 PM
Cyclohexane	**18,000**		**690**	**µg/m3**	400	6/3/2015 11:29 PM
Dibromochloromethane	ND		1,700	µg/m3	400	6/3/2015 11:29 PM
Dichlorodifluoromethane	ND		990	µg/m3	400	6/3/2015 11:29 PM
Ethyl acetate	ND		720	µg/m3	400	6/3/2015 11:29 PM
Ethylbenzene	ND		870	µg/m3	400	6/3/2015 11:29 PM
Freon 113	ND		1,500	µg/m3	400	6/3/2015 11:29 PM
Freon 114	ND		1,400	µg/m3	400	6/3/2015 11:29 PM
Heptane	**16,000**		**820**	**µg/m3**	400	6/3/2015 11:29 PM
Hexachlorobutadiene	ND		2,100	µg/m3	400	6/3/2015 11:29 PM
Hexane	**28,000**		**700**	**µg/m3**	400	6/3/2015 11:29 PM
m,p-Xylene	ND		870	µg/m3	400	6/3/2015 11:29 PM
Methylene chloride	ND		690	µg/m3	400	6/3/2015 11:29 PM
MTBE	ND		720	µg/m3	400	6/3/2015 11:29 PM
Naphthalene	ND		1,000	µg/m3	400	6/3/2015 11:29 PM
o-Xylene	ND		870	µg/m3	400	6/3/2015 11:29 PM
Propene	**430**		**340**	**µg/m3**	400	6/3/2015 11:29 PM
Styrene	ND		850	µg/m3	400	6/3/2015 11:29 PM
Tetrachloroethene	ND		1,400	µg/m3	400	6/3/2015 11:29 PM
Tetrahydrofuran	ND		590	µg/m3	400	6/3/2015 11:29 PM

Note:

ALS Environmental

Date: *16-Jun-15*

Client: EarthCon
Project: Transwestern Compressor Sta. #9 **Work Order:** 1506063
Sample ID: East Baker Furnace **Lab ID:** 1506063-02
Collection Date: 5/27/2015 **Matrix:** AIR

Analyses	Result	Qual	Report Limit	Units	Dilution Factor	Date Analyzed
Toluene	**870**		**750**	**µg/m3**	400	6/3/2015 11:29 PM
trans-1,2-Dichloroethene	ND		790	µg/m3	400	6/3/2015 11:29 PM
trans-1,3-Dichloropropene	ND		910	µg/m3	400	6/3/2015 11:29 PM
Trichloroethene	ND		430	µg/m3	400	6/3/2015 11:29 PM
Trichlorofluoromethane	ND		1,100	µg/m3	400	6/3/2015 11:29 PM
Vinyl acetate	ND		700	µg/m3	400	6/3/2015 11:29 PM
Vinyl chloride	ND		510	µg/m3	400	6/3/2015 11:29 PM
Surr: Bromofluorobenzene	*98.5*		*60-140*	*%REC*	400	6/3/2015 11:29 PM

Note:

Batch ID: **R118758** Instrument ID: **VMS3** Method: **ETO-15**

MBLK Sample ID: **MBLK-R118758** Units: **ppbv** Analysis Date: **6/3/2015 12:45 PM**

Client ID: Run ID: **VMS3_150603A** SeqNo: **1065715** Prep Date: DF: **1**

Analyte	Result	PQL	SPK Val	SPK Ref Value	%REC	Control Limit	RPD Ref Value	%RPD	RPD Limit	Qual
1,1,1-Trichloroethane	ND	0.50								
1,1,2,2-Tetrachloroethane	ND	0.50								
1,1,2-Trichloroethane	ND	0.50								
1,1-Dichloroethane	ND	0.50								
1,1-Dichloroethene	ND	0.50								
1,2,4-Trichlorobenzene	ND	0.50								
1,2,4-Trimethylbenzene	ND	0.50								
1,2-Dibromoethane	ND	0.50								
1,2-Dichlorobenzene	ND	0.50								
1,2-Dichloroethane	ND	0.50								
1,2-Dichloropropane	ND	0.50								
1,3,5-Trimethylbenzene	ND	0.50								
1,3-Butadiene	ND	0.50								
1,3-Dichlorobenzene	ND	0.50								
1,4-Dichlorobenzene	ND	0.50								
1,4-Dioxane	ND	1.0								
2-Butanone	ND	0.50								
2-Hexanone	ND	0.50								
2-Propanol	ND	1.0								
4-Ethyltoluene	ND	0.50								
4-Methyl-2-pentanone	ND	0.50								
Acetone	ND	1.0								
Benzene	ND	0.50								
Benzyl chloride	ND	0.50								
Bromodichloromethane	ND	0.50								
Bromoform	ND	0.50								
Bromomethane	ND	0.50								
Carbon disulfide	ND	0.50								
Carbon tetrachloride	ND	0.50								
Chlorobenzene	ND	0.50								
Chloroethane	ND	0.50								
Chloroform	ND	0.50								
Chloromethane	ND	0.50								
cis-1,2-Dichloroethene	ND	0.50								
cis-1,3-Dichloropropene	ND	0.50								
Cumene	ND	0.50								
Cyclohexane	ND	0.50								
Dibromochloromethane	ND	0.50								
Dichlorodifluoromethane	ND	0.50								
Ethyl acetate	ND	0.50								
Ethylbenzene	ND	0.50								

Note: See Qualifiers Page for a list of Qualifiers and their explanation.

Client: EarthCon
Work Order: 1506063
Project: Transwestern Compressor Sta. #9

QC BATCH REPORT

Batch ID: **R118758** Instrument ID: **VMS3** Method: **ETO-15**

Freon 113	ND	0.50						
Freon 114	ND	0.50						
Heptane	ND	0.50						
Hexachlorobutadiene	ND	0.50						
Hexane	ND	0.50						
m,p-Xylene	ND	0.50						
Methylene chloride	ND	0.50						
MTBE	ND	0.50						
Naphthalene	ND	0.50						
o-Xylene	ND	0.50						
Propene	ND	0.50						
Styrene	ND	0.50						
Tetrachloroethene	ND	0.50						
Tetrahydrofuran	ND	0.50						
Toluene	ND	0.50						
trans-1,2-Dichloroethene	ND	0.50						
trans-1,3-Dichloropropene	ND	0.50						
Trichloroethene	ND	0.20						
Trichlorofluoromethane	ND	0.50						
Vinyl acetate	ND	0.50						
Vinyl chloride	ND	0.50						
Surr: Bromofluorobenzene	9.76	0	*10*	0	*97.6*	*60-140*	0	

Note: See Qualifiers Page for a list of Qualifiers and their explanation.

Client: EarthCon
Work Order: 1506063
Project: Transwestern Compressor Sta. #9

QC BATCH REPORT

Batch ID: **R118758** Instrument ID: **VMS3** Method: **ETO-15**

LCS Sample ID: **LCS-R118758** Units: **ppbv** Analysis Date: **6/3/2015 12:04 PM**
Client ID: Run ID: **VMS3_150603A** SeqNo: **1065714** Prep Date: DF: **1**

Analyte	Result	PQL	SPK Val	SPK Ref Value	%REC	Control Limit	RPD Ref Value	%RPD	RPD Limit	Qual
1,1,1-Trichloroethane	11.28	0.50	10	0	113	58.8-163	0			
1,1,2,2-Tetrachloroethane	8.79	0.50	10	0	87.9	60-140	0			
1,1,2-Trichloroethane	10.43	0.50	10	0	104	60-140	0			
1,1-Dichloroethane	10.37	0.50	10	0	104	60-140	0			
1,1-Dichloroethene	10.3	0.50	10	0	103	60-140	0			
1,2,4-Trichlorobenzene	10.65	0.50	10	0	106	49.3-150	0			
1,2,4-Trimethylbenzene	11.23	0.50	10	0	112	50.1-162	0			
1,2-Dibromoethane	10.65	0.50	10	0	106	60-140	0			
1,2-Dichlorobenzene	8.06	0.50	10	0	80.6	41.9-141	0			
1,2-Dichloroethane	10.87	0.50	10	0	109	60-140	0			
1,2-Dichloropropane	10.21	0.50	10	0	102	60-140	0			
1,3,5-Trimethylbenzene	10.86	0.50	10	0	109	60-140	0			
1,3-Butadiene	8.77	0.50	10	0	87.7	50.6-140	0			
1,3-Dichlorobenzene	9.42	0.50	10	0	94.2	60-140	0			
1,4-Dichlorobenzene	9.16	0.50	10	0	91.6	55.1-145	0			
1,4-Dioxane	9.16	1.0	10	0	91.6	60-140	0			
2-Butanone	10.26	0.50	10	0	103	60-140	0			
2-Hexanone	9.69	0.50	10	0	96.9	56.2-162	0			
2-Propanol	10.6	1.0	10	0	106	60-140	0			
4-Ethyltoluene	10.85	0.50	10	0	108	60-140	0			
4-Methyl-2-pentanone	10.74	0.50	10	0	107	60-140	0			
Acetone	9.2	1.0	10	0	92	60-140	0			
Benzene	9.95	0.50	10	0	99.5	60-140	0			
Benzyl chloride	11.27	0.50	10	0	113	31.9-174	0			
Bromodichloromethane	10.93	0.50	10	0	109	60-140	0			
Bromoform	11.12	0.50	10	0	111	60-140	0			
Bromomethane	8.11	0.50	10	0	81.1	60-140	0			
Carbon disulfide	9.75	0.50	10	0	97.5	60-140	0			
Carbon tetrachloride	11.25	0.50	10	0	112	60-140	0			
Chlorobenzene	10.02	0.50	10	0	100	60-140	0			
Chloroethane	8.65	0.50	10	0	86.5	60-140	0			
Chloroform	10.16	0.50	10	0	102	60-140	0			
Chloromethane	8.12	0.50	10	0	81.2	60-140	0			
cis-1,2-Dichloroethene	10.38	0.50	10	0	104	60-140	0			
cis-1,3-Dichloropropene	11.94	0.50	10	0	119	60-140	0			
Cumene	9.98	0.50	10	0	99.8	60-140	0			
Cyclohexane	10.68	0.50	10	0	107	60-140	0			
Dibromochloromethane	11.67	0.50	10	0	117	60-140	0			
Dichlorodifluoromethane	9.07	0.50	10	0	90.7	60-140	0			
Ethyl acetate	9.85	0.50	10	0	98.5	60-140	0			
Ethylbenzene	10.78	0.50	10	0	108	60-140	0			
Freon 113	9.47	0.50	10	0	94.7	60-140	0			

Note: See Qualifiers Page for a list of Qualifiers and their explanation.

Client: EarthCon
Work Order: 1506063
Project: Transwestern Compressor Sta. #9

QC BATCH REPORT

Batch ID: **R118758** Instrument ID: **VMS3** Method: **ETO-15**

Freon 114	8.33	0.50	10	0	83.3	60-140	0
Heptane	11.18	0.50	10	0	112	60-140	0
Hexachlorobutadiene	11.67	0.50	10	0	117	60-140	0
Hexane	10.04	0.50	10	0	100	60-140	0
m,p-Xylene	20.93	0.50	20	0	105	60-140	0
Methylene chloride	9.51	0.50	10	0	95.1	60-140	0
MTBE	12.15	0.50	10	0	122	60.8-151	0
o-Xylene	10.38	0.50	10	0	104	60-140	0
Propene	10.23	0.50	10	0	102	34.4-139	0
Styrene	10.77	0.50	10	0	108	60-140	0
Tetrachloroethene	11.06	0.50	10	0	111	60-140	0
Tetrahydrofuran	10.42	0.50	10	0	104	60-140	0
Toluene	11.19	0.50	10	0	112	60-140	0
trans-1,2-Dichloroethene	10.32	0.50	10	0	103	60-140	0
trans-1,3-Dichloropropene	12.18	0.50	10	0	122	60-140	0
Trichloroethene	10.31	0.20	10	0	103	60-140	0
Trichlorofluoromethane	10.16	0.50	10	0	102	60-140	0
Vinyl acetate	10.92	0.50	10	0	109	48.4-145	0
Vinyl chloride	8.28	0.50	10	0	82.8	60-140	0
Surr: Bromofluorobenzene	9.99	0	*10*	0	*99.9*	*60-140*	0

The following samples were analyzed in this batch: 1506063-01A 1506063-02A

Note: See Qualifiers Page for a list of Qualifiers and their explanation.

Client: EarthCon
Work Order: 1506063
Project: Transwestern Compressor Sta. #9

QC BATCH REPORT

Batch ID: **R118840** Instrument ID: **VMS3** Method: **ETO-15**

MBLK Sample ID: **MBLK-R118840** Units: **ppbv** Analysis Date: **6/5/2015 09:26 AM**
Client ID: Run ID: **VMS3_150605A** SeqNo: **1067732** Prep Date: DF: **1**

Analyte	Result	PQL	SPK Val	SPK Ref Value	%REC	Control Limit	RPD Ref Value	%RPD	RPD Limit	Qual
Cyclohexane	ND	0.50								
Hexane	ND	0.50								
Surr: Bromofluorobenzene	9.42	0	*10*	0	*94.2*	*60-140*	0			

LCS Sample ID: **LCS-R118840** Units: **ppbv** Analysis Date: **6/5/2015 08:27 AM**
Client ID: Run ID: **VMS3_150605A** SeqNo: **1067731** Prep Date: DF: **1**

Analyte	Result	PQL	SPK Val	SPK Ref Value	%REC	Control Limit	RPD Ref Value	%RPD	RPD Limit	Qual
Cyclohexane	9.54	0.50	10	0	95.4	60-140	0			
Hexane	8.94	0.50	10	0	89.4	60-140	0			
Surr: Bromofluorobenzene	10.28	0	*10*	0	*103*	*60-140*	0			

The following samples were analyzed in this batch: 1506063-01A

Note: See Qualifiers Page for a list of Qualifiers and their explanation.

ALS Environmental

Date: 16-Jun-15

Client: EarthCon
Project: Transwestern Compressor Sta. #9
WorkOrder: **1506063**

QUALIFIERS, ACRONYMS, UNITS

Qualifier	Description
*	Value exceeds Regulatory Limit
a	Not accredited
B	Analyte detected in the associated Method Blank above the Reporting Limit
E	Value above quantitation range
H	Analyzed outside of Holding Time
J	Analyte detected below quantitation limit
n	Not offered for accreditation
ND	Not Detected at the Reporting Limit
O	Sample amount is > 4 times amount spiked
P	Dual Column results percent difference > 40%
R	RPD above laboratory control limit
S	Spike Recovery outside laboratory control limits
U	Analyzed but not detected above the MDL

Acronym	Description
DUP	Method Duplicate
E	EPA Method
LCS	Laboratory Control Sample
LCSD	Laboratory Control Sample Duplicate
MBLK	Method Blank
MDL	Method Detection Limit
MQL	Method Quantitation Limit
MS	Matrix Spike
MSD	Matrix Spike Duplicate
PDS	Post Digestion Spike
PQL	Practical Quantitaion Limit
SDL	Sample Detection Limit
SW	SW-846 Method

Units Reported	Description
µg/m3	
ppbv	

ALS Environmental

Sample Receipt Checklist

Client Name: **EARTHCON-HOUSTON** Date/Time Received: **02-Jun-15 13:45**

Work Order: **1506063** Received by: **JNW**

Checklist completed by: Stephanie Harrington 02-Jun-15 Reviewed by: Shawn Smythe 02-Jun-15

eSignature | Date | eSignature | Date

Matrices:

Carrier name: FedEx

Shipping container/cooler in good condition?	Yes ☑	No ☐	Not Present ☐
Custody seals intact on shipping container/cooler?	Yes ☐	No ☐	Not Present ☑
Custody seals intact on sample bottles?	Yes ☐	No ☐	Not Present ☑
Chain of custody present?	Yes ☑	No ☐	
Chain of custody signed when relinquished and received?	Yes ☑	No ☐	
Chain of custody agrees with sample labels?	Yes ☑	No ☐	
Samples in proper container/bottle?	Yes ☑	No ☐	
Sample containers intact?	Yes ☑	No ☐	
Sufficient sample volume for indicated test?	Yes ☑	No ☐	
All samples received within holding time?	Yes ☑	No ☐	
Container/Temp Blank temperature in compliance?	Yes ☑	No ☐	
Temperature(s)/Thermometer(s):			
Cooler(s)/Kit(s):			
Water - VOA vials have zero headspace?	Yes ☐	No ☐	No VOA vials submitted ☑
Water - pH acceptable upon receipt?	Yes ☐	No ☐	N/A ☑
pH adjusted?	Yes ☐	No ☐	N/A ☑
pH adjusted by:	-		

Login Notes:

Client Contacted: Date Contacted: Person Contacted:

Contacted By: Regarding:

Comments:

CorrectiveAction:

ALS Laboratory Group
4388 Glendale-Milford Rd
Cincinnati, OH 45242
Ph: 513-733-5336
Fax: 513-733-5347
www.alsglobal.com

TVOC

Client: Earthcon
Client Sample ID: West Baker Furnace
ALS Sample # 1506063-01A
Method: EPA TO-15

		Estimated Concentration	Units
	TVOC*	70014	ppbv
	TVOC*	238038	ug/m3

*Total VOC as Hexane

Client: Earthcon
Client Sample ID: East Baker Furnace
ALS Sample # 1506063-02A
Method: EPA TO-15

		Estimated Concentration	Units
	TVOC*	27056	ppbv
	TVOC*	91986	ug/m3

*Total VOC as Hexane

26-Aug-2015

JD Haines
EarthCon Consultants, Inc.
719 Virginia Ave.
Suite 101
Indianapolis, 46203

Tel: (802) 708-8525
Fax: ( ) - 708

Re: SVE Influent; Transwestern Compressor Sta. #9 Work Order: **1508615**

Dear JD,

ALS Environmental received 2 samples on 19-Aug-2015 11:29 AM for the analyses presented in the following report.

The analytical data provided relates directly to the samples received by ALS Environmental and for only the analyses requested.

QC sample results for this data met laboratory specifications. Any exceptions are noted in the Case Narrative, or noted with qualifiers in the report or QC batch information. Should this laboratory report need to be reproduced, it should be reproduced in full unless written approval has been obtained from ALS Laboratory Group. Samples will be disposed in 30 days unless storage arrangements are made.

The total number of pages in this report is 18.

If you have any questions regarding this report, please feel free to contact me.

Sincerely,

Shawn Smythe

Electronically approved by: Shawn Smythe

Shawn Smythe
Project Manager

ALS Environmental

Date: 26-Aug-15

Client: EarthCon Consultants, Inc.
Project: SVE Influent; Transwestern Compressor Sta. #9
Work Order: **1508615**

Work Order Sample Summary

Lab Samp ID	Client Sample ID	Matrix	Tag Number	Collection Date	Date Received	Hold
1508615-01	West Baker Furnace	Air		8/14/2015 10:00	8/19/2015 11:29	☐
1508615-02	East Baker Furnace	Air		8/14/2015 10:05	8/19/2015 11:29	☐

ALS Environmental

Date: 26-Aug-15

Client:	EarthCon Consultants, Inc.
Project:	SVE Influent; Transwestern Compressor Sta. #9
Work Order:	1508615

Case Narrative

The analytical data provided relates directly to the samples received by ALS Laboratory Group and for only the analyses requested.

Results relate only to the items tested and are not blank corrected unless indicated.

QC sample results for this data met laboratory specifications. Any exceptions are noted in the Case Narrative, or noted with qualifiers in the report or QC batch information. Should this laboratory report need to be reproduced, it should be reproduced in full unless written approval has been obtained from ALS Laboratory Group. Samples will be disposed in 30 days unless storage arrangements are made.

ALS Environmental

Date: *26-Aug-15*

Client: EarthCon Consultants, Inc.
Project: SVE Influent; Transwestern Compressor Sta. #9 **Work Order:** 1508615
Sample ID: West Baker Furnace **Lab ID:** 1508615-01
Collection Date: 8/14/2015 10:00 AM **Matrix:** AIR

Analyses	Result	Qual	Report Limit	Units	Dilution Factor	Date Analyzed
TO-15 BY GC/MS			**ETO-15**			Analyst: **MRJ**
1,1,1-Trichloroethane	ND		5.0	ppbv	10	8/25/2015 03:21 PM
1,1,2,2-Tetrachloroethane	ND		5.0	ppbv	10	8/25/2015 03:21 PM
1,1,2-Trichloroethane	ND		5.0	ppbv	10	8/25/2015 03:21 PM
1,1-Dichloroethane	ND		5.0	ppbv	10	8/25/2015 03:21 PM
1,1-Dichloroethene	ND		5.0	ppbv	10	8/25/2015 03:21 PM
1,2,4-Trichlorobenzene	ND		5.0	ppbv	10	8/25/2015 03:21 PM
1,2,4-Trimethylbenzene	**120**		**5.0**	**ppbv**	10	8/25/2015 03:21 PM
1,2-Dibromoethane	ND		5.0	ppbv	10	8/25/2015 03:21 PM
1,2-Dichlorobenzene	ND		5.0	ppbv	10	8/25/2015 03:21 PM
1,2-Dichloroethane	ND		5.0	ppbv	10	8/25/2015 03:21 PM
1,2-Dichloropropane	ND		5.0	ppbv	10	8/25/2015 03:21 PM
1,3,5-Trimethylbenzene	**100**		**5.0**	**ppbv**	10	8/25/2015 03:21 PM
1,3-Butadiene	ND		5.0	ppbv	10	8/25/2015 03:21 PM
1,3-Dichlorobenzene	ND		5.0	ppbv	10	8/25/2015 03:21 PM
1,4-Dichlorobenzene	ND		5.0	ppbv	10	8/25/2015 03:21 PM
1,4-Dioxane	ND		10	ppbv	10	8/25/2015 03:21 PM
2-Butanone	ND		5.0	ppbv	10	8/25/2015 03:21 PM
2-Hexanone	ND		5.0	ppbv	10	8/25/2015 03:21 PM
2-Propanol	ND		10	ppbv	10	8/25/2015 03:21 PM
4-Ethyltoluene	**38**		**5.0**	**ppbv**	10	8/25/2015 03:21 PM
4-Methyl-2-pentanone	ND		5.0	ppbv	10	8/25/2015 03:21 PM
Acetone	ND		10	ppbv	10	8/25/2015 03:21 PM
Benzene	**570**	E	**5.0**	**ppbv**	10	8/25/2015 03:21 PM
Benzyl chloride	ND		5.0	ppbv	10	8/25/2015 03:21 PM
Bromodichloromethane	ND		5.0	ppbv	10	8/25/2015 03:21 PM
Bromoform	ND		5.0	ppbv	10	8/25/2015 03:21 PM
Bromomethane	ND		5.0	ppbv	10	8/25/2015 03:21 PM
Carbon disulfide	ND		5.0	ppbv	10	8/25/2015 03:21 PM
Carbon tetrachloride	ND		5.0	ppbv	10	8/25/2015 03:21 PM
Chlorobenzene	ND		5.0	ppbv	10	8/25/2015 03:21 PM
Chloroethane	ND		5.0	ppbv	10	8/25/2015 03:21 PM
Chloroform	ND		5.0	ppbv	10	8/25/2015 03:21 PM
Chloromethane	ND		5.0	ppbv	10	8/25/2015 03:21 PM
cis-1,2-Dichloroethene	ND		5.0	ppbv	10	8/25/2015 03:21 PM
cis-1,3-Dichloropropene	ND		5.0	ppbv	10	8/25/2015 03:21 PM
Cumene	ND		5.0	ppbv	10	8/25/2015 03:21 PM
Cyclohexane	**12,000**		**500**	**ppbv**	1000	8/26/2015 01:48 AM
Dibromochloromethane	ND		5.0	ppbv	10	8/25/2015 03:21 PM
Dichlorodifluoromethane	ND		5.0	ppbv	10	8/25/2015 03:21 PM

Note:

ALS Environmental

Date: *26-Aug-15*

Client: EarthCon Consultants, Inc.
Project: SVE Influent; Transwestern Compressor Sta. #9 **Work Order:** 1508615
Sample ID: West Baker Furnace **Lab ID:** 1508615-01
Collection Date: 8/14/2015 10:00 AM **Matrix:** AIR

Analyses	Result	Qual	Report Limit	Units	Dilution Factor	Date Analyzed
Ethyl acetate	ND		5.0	ppbv	10	8/25/2015 03:21 PM
Ethylbenzene	**94**		**5.0**	**ppbv**	10	8/25/2015 03:21 PM
Freon 113	ND		5.0	ppbv	10	8/25/2015 03:21 PM
Freon 114	ND		5.0	ppbv	10	8/25/2015 03:21 PM
Heptane	**11,000**		**500**	**ppbv**	1000	8/26/2015 01:48 AM
Hexachlorobutadiene	ND		5.0	ppbv	10	8/25/2015 03:21 PM
Hexane	**21,000**		**500**	**ppbv**	1000	8/26/2015 01:48 AM
m,p-Xylene	**500**		**500**	**ppbv**	1000	8/26/2015 01:48 AM
Methylene chloride	ND		5.0	ppbv	10	8/25/2015 03:21 PM
MTBE	ND		5.0	ppbv	10	8/25/2015 03:21 PM
Naphthalene	ND		5.0	ppbv	10	8/25/2015 03:21 PM
o-Xylene	**180**		**5.0**	**ppbv**	10	8/25/2015 03:21 PM
Propene	ND		5.0	ppbv	10	8/25/2015 03:21 PM
Styrene	ND		5.0	ppbv	10	8/25/2015 03:21 PM
Tetrachloroethene	**14**		**5.0**	**ppbv**	10	8/25/2015 03:21 PM
Tetrahydrofuran	**10**		**5.0**	**ppbv**	10	8/25/2015 03:21 PM
Toluene	**550**		**500**	**ppbv**	1000	8/26/2015 01:48 AM
trans-1,2-Dichloroethene	ND		5.0	ppbv	10	8/25/2015 03:21 PM
trans-1,3-Dichloropropene	ND		5.0	ppbv	10	8/25/2015 03:21 PM
Trichloroethene	ND		2.0	ppbv	10	8/25/2015 03:21 PM
Trichlorofluoromethane	ND		5.0	ppbv	10	8/25/2015 03:21 PM
Vinyl acetate	ND		5.0	ppbv	10	8/25/2015 03:21 PM
Vinyl chloride	ND		5.0	ppbv	10	8/25/2015 03:21 PM
Surr: Bromofluorobenzene	*140*		*60-140*	*%REC*	10	8/25/2015 03:21 PM
TO-15 BY GC/MS			**ETO-15**			Analyst: **MRJ**
1,1,1-Trichloroethane	ND		27	µg/m3	10	8/25/2015 03:21 PM
1,1,2,2-Tetrachloroethane	ND		34	µg/m3	10	8/25/2015 03:21 PM
1,1,2-Trichloroethane	ND		27	µg/m3	10	8/25/2015 03:21 PM
1,1-Dichloroethane	ND		20	µg/m3	10	8/25/2015 03:21 PM
1,1-Dichloroethene	ND		20	µg/m3	10	8/25/2015 03:21 PM
1,2,4-Trichlorobenzene	ND		37	µg/m3	10	8/25/2015 03:21 PM
1,2,4-Trimethylbenzene	**610**		**25**	**µg/m3**	10	8/25/2015 03:21 PM
1,2-Dibromoethane	ND		38	µg/m3	10	8/25/2015 03:21 PM
1,2-Dichlorobenzene	ND		30	µg/m3	10	8/25/2015 03:21 PM
1,2-Dichloroethane	ND		20	µg/m3	10	8/25/2015 03:21 PM
1,2-Dichloropropane	ND		23	µg/m3	10	8/25/2015 03:21 PM
1,3,5-Trimethylbenzene	**510**		**25**	**µg/m3**	10	8/25/2015 03:21 PM
1,3-Butadiene	ND		11	µg/m3	10	8/25/2015 03:21 PM
1,3-Dichlorobenzene	ND		30	µg/m3	10	8/25/2015 03:21 PM
1,4-Dichlorobenzene	ND		30	µg/m3	10	8/25/2015 03:21 PM

Note:

ALS Environmental

Date: *26-Aug-15*

Client: EarthCon Consultants, Inc.

Project: SVE Influent; Transwestern Compressor Sta. #9 **Work Order:** 1508615

Sample ID: West Baker Furnace **Lab ID:** 1508615-01

Collection Date: 8/14/2015 10:00 AM **Matrix:** AIR

Analyses	Result	Qual	Report Limit	Units	Dilution Factor	Date Analyzed
1,4-Dioxane	ND		36	µg/m3	10	8/25/2015 03:21 PM
2-Butanone	ND		15	µg/m3	10	8/25/2015 03:21 PM
2-Hexanone	ND		20	µg/m3	10	8/25/2015 03:21 PM
2-Propanol	ND		25	µg/m3	10	8/25/2015 03:21 PM
4-Ethyltoluene	**190**		**25**	**µg/m3**	10	8/25/2015 03:21 PM
4-Methyl-2-pentanone	ND		20	µg/m3	10	8/25/2015 03:21 PM
Acetone	ND		24	µg/m3	10	8/25/2015 03:21 PM
Benzene	**1,800**	E	**16**	**µg/m3**	10	8/25/2015 03:21 PM
Benzyl chloride	ND		26	µg/m3	10	8/25/2015 03:21 PM
Bromodichloromethane	ND		34	µg/m3	10	8/25/2015 03:21 PM
Bromoform	ND		52	µg/m3	10	8/25/2015 03:21 PM
Bromomethane	ND		19	µg/m3	10	8/25/2015 03:21 PM
Carbon disulfide	ND		16	µg/m3	10	8/25/2015 03:21 PM
Carbon tetrachloride	ND		31	µg/m3	10	8/25/2015 03:21 PM
Chlorobenzene	ND		23	µg/m3	10	8/25/2015 03:21 PM
Chloroethane	ND		13	µg/m3	10	8/25/2015 03:21 PM
Chloroform	ND		24	µg/m3	10	8/25/2015 03:21 PM
Chloromethane	ND		10	µg/m3	10	8/25/2015 03:21 PM
cis-1,2-Dichloroethene	ND		20	µg/m3	10	8/25/2015 03:21 PM
cis-1,3-Dichloropropene	ND		23	µg/m3	10	8/25/2015 03:21 PM
Cumene	ND		25	µg/m3	10	8/25/2015 03:21 PM
Cyclohexane	**40,000**		**1,700**	**µg/m3**	1000	8/26/2015 01:48 AM
Dibromochloromethane	ND		43	µg/m3	10	8/25/2015 03:21 PM
Dichlorodifluoromethane	ND		25	µg/m3	10	8/25/2015 03:21 PM
Ethyl acetate	ND		18	µg/m3	10	8/25/2015 03:21 PM
Ethylbenzene	**410**		**22**	**µg/m3**	10	8/25/2015 03:21 PM
Freon 113	ND		38	µg/m3	10	8/25/2015 03:21 PM
Freon 114	ND		35	µg/m3	10	8/25/2015 03:21 PM
Heptane	**46,000**		**2,000**	**µg/m3**	1000	8/26/2015 01:48 AM
Hexachlorobutadiene	ND		53	µg/m3	10	8/25/2015 03:21 PM
Hexane	**74,000**		**1,800**	**µg/m3**	1000	8/26/2015 01:48 AM
m,p-Xylene	**2,200**	J	**2,200**	**µg/m3**	1000	8/26/2015 01:48 AM
Methylene chloride	ND		17	µg/m3	10	8/25/2015 03:21 PM
MTBE	ND		18	µg/m3	10	8/25/2015 03:21 PM
Naphthalene	ND		26	µg/m3	10	8/25/2015 03:21 PM
o-Xylene	**780**		**22**	**µg/m3**	10	8/25/2015 03:21 PM
Propene	ND		8.6	µg/m3	10	8/25/2015 03:21 PM
Styrene	ND		21	µg/m3	10	8/25/2015 03:21 PM
Tetrachloroethene	**98**		**34**	**µg/m3**	10	8/25/2015 03:21 PM
Tetrahydrofuran	**31**		**15**	**µg/m3**	10	8/25/2015 03:21 PM

Note:

ALS Environmental

Date: *26-Aug-15*

Client: EarthCon Consultants, Inc.

Project: SVE Influent; Transwestern Compressor Sta. #9 **Work Order:** 1508615

Sample ID: West Baker Furnace **Lab ID:** 1508615-01

Collection Date: 8/14/2015 10:00 AM **Matrix:** AIR

Analyses	Result	Qual	Report Limit	Units	Dilution Factor	Date Analyzed
Toluene	**2,100**		**1,900**	**µg/m3**	1000	8/26/2015 01:48 AM
trans-1,2-Dichloroethene	ND		20	µg/m3	10	8/25/2015 03:21 PM
trans-1,3-Dichloropropene	ND		23	µg/m3	10	8/25/2015 03:21 PM
Trichloroethene	ND		11	µg/m3	10	8/25/2015 03:21 PM
Trichlorofluoromethane	ND		28	µg/m3	10	8/25/2015 03:21 PM
Vinyl acetate	ND		18	µg/m3	10	8/25/2015 03:21 PM
Vinyl chloride	ND		13	µg/m3	10	8/25/2015 03:21 PM
Surr: Bromofluorobenzene	*140*		*60-140*	*%REC*	10	8/25/2015 03:21 PM

Note:

ALS Environmental

Date: *26-Aug-15*

Client: EarthCon Consultants, Inc.
Project: SVE Influent; Transwestern Compressor Sta. #9 **Work Order:** 1508615
Sample ID: East Baker Furnace **Lab ID:** 1508615-02
Collection Date: 8/14/2015 10:05 AM **Matrix:** AIR

Analyses	Result	Qual	Report Limit	Units	Dilution Factor	Date Analyzed
TO-15 BY GC/MS			**ETO-15**			Analyst: **MRJ**
1,1,1-Trichloroethane	ND		5.0	ppbv	10	8/26/2015 03:07 AM
1,1,2,2-Tetrachloroethane	ND		5.0	ppbv	10	8/26/2015 03:07 AM
1,1,2-Trichloroethane	ND		5.0	ppbv	10	8/26/2015 03:07 AM
1,1-Dichloroethane	ND		5.0	ppbv	10	8/26/2015 03:07 AM
1,1-Dichloroethene	ND		5.0	ppbv	10	8/26/2015 03:07 AM
1,2,4-Trichlorobenzene	ND		5.0	ppbv	10	8/26/2015 03:07 AM
1,2,4-Trimethylbenzene	**17**		**5.0**	**ppbv**	10	8/26/2015 03:07 AM
1,2-Dibromoethane	ND		5.0	ppbv	10	8/26/2015 03:07 AM
1,2-Dichlorobenzene	ND		5.0	ppbv	10	8/26/2015 03:07 AM
1,2-Dichloroethane	ND		5.0	ppbv	10	8/26/2015 03:07 AM
1,2-Dichloropropane	ND		5.0	ppbv	10	8/26/2015 03:07 AM
1,3,5-Trimethylbenzene	**21**		**5.0**	**ppbv**	10	8/26/2015 03:07 AM
1,3-Butadiene	ND		5.0	ppbv	10	8/26/2015 03:07 AM
1,3-Dichlorobenzene	ND		5.0	ppbv	10	8/26/2015 03:07 AM
1,4-Dichlorobenzene	ND		5.0	ppbv	10	8/26/2015 03:07 AM
1,4-Dioxane	ND		10	ppbv	10	8/26/2015 03:07 AM
2-Butanone	ND		5.0	ppbv	10	8/26/2015 03:07 AM
2-Hexanone	ND		5.0	ppbv	10	8/26/2015 03:07 AM
2-Propanol	ND		10	ppbv	10	8/26/2015 03:07 AM
4-Ethyltoluene	ND		5.0	ppbv	10	8/26/2015 03:07 AM
4-Methyl-2-pentanone	ND		5.0	ppbv	10	8/26/2015 03:07 AM
Acetone	ND		10	ppbv	10	8/26/2015 03:07 AM
Benzene	**180**		**5.0**	**ppbv**	10	8/26/2015 03:07 AM
Benzyl chloride	ND		5.0	ppbv	10	8/26/2015 03:07 AM
Bromodichloromethane	ND		5.0	ppbv	10	8/26/2015 03:07 AM
Bromoform	ND		5.0	ppbv	10	8/26/2015 03:07 AM
Bromomethane	ND		5.0	ppbv	10	8/26/2015 03:07 AM
Carbon disulfide	ND		5.0	ppbv	10	8/26/2015 03:07 AM
Carbon tetrachloride	ND		5.0	ppbv	10	8/26/2015 03:07 AM
Chlorobenzene	ND		5.0	ppbv	10	8/26/2015 03:07 AM
Chloroethane	ND		5.0	ppbv	10	8/26/2015 03:07 AM
Chloroform	ND		5.0	ppbv	10	8/26/2015 03:07 AM
Chloromethane	ND		5.0	ppbv	10	8/26/2015 03:07 AM
cis-1,2-Dichloroethene	ND		5.0	ppbv	10	8/26/2015 03:07 AM
cis-1,3-Dichloropropene	ND		5.0	ppbv	10	8/26/2015 03:07 AM
Cumene	ND		5.0	ppbv	10	8/26/2015 03:07 AM
Cyclohexane	**5,100**		**500**	**ppbv**	1000	8/26/2015 02:28 AM
Dibromochloromethane	ND		5.0	ppbv	10	8/26/2015 03:07 AM
Dichlorodifluoromethane	ND		5.0	ppbv	10	8/26/2015 03:07 AM

Note:

ALS Environmental

Date: *26-Aug-15*

Client: EarthCon Consultants, Inc.
Project: SVE Influent; Transwestern Compressor Sta. #9 **Work Order:** 1508615
Sample ID: East Baker Furnace **Lab ID:** 1508615-02
Collection Date: 8/14/2015 10:05 AM **Matrix:** AIR

Analyses	Result	Qual	Report Limit	Units	Dilution Factor	Date Analyzed
Ethyl acetate	ND		5.0	ppbv	10	8/26/2015 03:07 AM
Ethylbenzene	**14**		**5.0**	**ppbv**	10	8/26/2015 03:07 AM
Freon 113	ND		5.0	ppbv	10	8/26/2015 03:07 AM
Freon 114	ND		5.0	ppbv	10	8/26/2015 03:07 AM
Heptane	**5,100**		**500**	**ppbv**	1000	8/26/2015 02:28 AM
Hexachlorobutadiene	ND		5.0	ppbv	10	8/26/2015 03:07 AM
Hexane	**9,100**		**500**	**ppbv**	1000	8/26/2015 02:28 AM
m,p-Xylene	**140**		**5.0**	**ppbv**	10	8/26/2015 03:07 AM
Methylene chloride	ND		5.0	ppbv	10	8/26/2015 03:07 AM
MTBE	ND		5.0	ppbv	10	8/26/2015 03:07 AM
Naphthalene	ND		5.0	ppbv	10	8/26/2015 03:07 AM
o-Xylene	**30**		**5.0**	**ppbv**	10	8/26/2015 03:07 AM
Propene	ND		5.0	ppbv	10	8/26/2015 03:07 AM
Styrene	ND		5.0	ppbv	10	8/26/2015 03:07 AM
Tetrachloroethene	**15**		**5.0**	**ppbv**	10	8/26/2015 03:07 AM
Tetrahydrofuran	ND		5.0	ppbv	10	8/26/2015 03:07 AM
Toluene	**130**		**5.0**	**ppbv**	10	8/26/2015 03:07 AM
trans-1,2-Dichloroethene	ND		5.0	ppbv	10	8/26/2015 03:07 AM
trans-1,3-Dichloropropene	ND		5.0	ppbv	10	8/26/2015 03:07 AM
Trichloroethene	ND		2.0	ppbv	10	8/26/2015 03:07 AM
Trichlorofluoromethane	ND		5.0	ppbv	10	8/26/2015 03:07 AM
Vinyl acetate	ND		5.0	ppbv	10	8/26/2015 03:07 AM
Vinyl chloride	ND		5.0	ppbv	10	8/26/2015 03:07 AM
Surr: Bromofluorobenzene	*127*		*60-140*	*%REC*	10	8/26/2015 03:07 AM
TO-15 BY GC/MS			**ETO-15**			Analyst: **MRJ**
1,1,1-Trichloroethane	ND		27	µg/m3	10	8/26/2015 03:07 AM
1,1,2,2-Tetrachloroethane	ND		34	µg/m3	10	8/26/2015 03:07 AM
1,1,2-Trichloroethane	ND		27	µg/m3	10	8/26/2015 03:07 AM
1,1-Dichloroethane	ND		20	µg/m3	10	8/26/2015 03:07 AM
1,1-Dichloroethene	ND		20	µg/m3	10	8/26/2015 03:07 AM
1,2,4-Trichlorobenzene	ND		37	µg/m3	10	8/26/2015 03:07 AM
1,2,4-Trimethylbenzene	**82**		**25**	**µg/m3**	10	8/26/2015 03:07 AM
1,2-Dibromoethane	ND		38	µg/m3	10	8/26/2015 03:07 AM
1,2-Dichlorobenzene	ND		30	µg/m3	10	8/26/2015 03:07 AM
1,2-Dichloroethane	ND		20	µg/m3	10	8/26/2015 03:07 AM
1,2-Dichloropropane	ND		23	µg/m3	10	8/26/2015 03:07 AM
1,3,5-Trimethylbenzene	**100**		**25**	**µg/m3**	10	8/26/2015 03:07 AM
1,3-Butadiene	ND		11	µg/m3	10	8/26/2015 03:07 AM
1,3-Dichlorobenzene	ND		30	µg/m3	10	8/26/2015 03:07 AM
1,4-Dichlorobenzene	ND		30	µg/m3	10	8/26/2015 03:07 AM

Note:

ALS Environmental

Date: *26-Aug-15*

Client: EarthCon Consultants, Inc.
Project: SVE Influent; Transwestern Compressor Sta. #9 **Work Order:** 1508615
Sample ID: East Baker Furnace **Lab ID:** 1508615-02
Collection Date: 8/14/2015 10:05 AM **Matrix:** AIR

Analyses	Result	Qual	Report Limit	Units	Dilution Factor	Date Analyzed
1,4-Dioxane	ND		36	µg/m3	10	8/26/2015 03:07 AM
2-Butanone	ND		15	µg/m3	10	8/26/2015 03:07 AM
2-Hexanone	ND		20	µg/m3	10	8/26/2015 03:07 AM
2-Propanol	ND		25	µg/m3	10	8/26/2015 03:07 AM
4-Ethyltoluene	ND		25	µg/m3	10	8/26/2015 03:07 AM
4-Methyl-2-pentanone	ND		20	µg/m3	10	8/26/2015 03:07 AM
Acetone	ND		24	µg/m3	10	8/26/2015 03:07 AM
Benzene	**560**		**16**	**µg/m3**	10	8/26/2015 03:07 AM
Benzyl chloride	ND		26	µg/m3	10	8/26/2015 03:07 AM
Bromodichloromethane	ND		34	µg/m3	10	8/26/2015 03:07 AM
Bromoform	ND		52	µg/m3	10	8/26/2015 03:07 AM
Bromomethane	ND		19	µg/m3	10	8/26/2015 03:07 AM
Carbon disulfide	ND		16	µg/m3	10	8/26/2015 03:07 AM
Carbon tetrachloride	ND		31	µg/m3	10	8/26/2015 03:07 AM
Chlorobenzene	ND		23	µg/m3	10	8/26/2015 03:07 AM
Chloroethane	ND		13	µg/m3	10	8/26/2015 03:07 AM
Chloroform	ND		24	µg/m3	10	8/26/2015 03:07 AM
Chloromethane	ND		10	µg/m3	10	8/26/2015 03:07 AM
cis-1,2-Dichloroethene	ND		20	µg/m3	10	8/26/2015 03:07 AM
cis-1,3-Dichloropropene	ND		23	µg/m3	10	8/26/2015 03:07 AM
Cumene	ND		25	µg/m3	10	8/26/2015 03:07 AM
Cyclohexane	**18,000**		**1,700**	**µg/m3**	1000	8/26/2015 02:28 AM
Dibromochloromethane	ND		43	µg/m3	10	8/26/2015 03:07 AM
Dichlorodifluoromethane	ND		25	µg/m3	10	8/26/2015 03:07 AM
Ethyl acetate	ND		18	µg/m3	10	8/26/2015 03:07 AM
Ethylbenzene	**62**		**22**	**µg/m3**	10	8/26/2015 03:07 AM
Freon 113	ND		38	µg/m3	10	8/26/2015 03:07 AM
Freon 114	ND		35	µg/m3	10	8/26/2015 03:07 AM
Heptane	**21,000**		**2,000**	**µg/m3**	1000	8/26/2015 02:28 AM
Hexachlorobutadiene	ND		53	µg/m3	10	8/26/2015 03:07 AM
Hexane	**32,000**		**1,800**	**µg/m3**	1000	8/26/2015 02:28 AM
m,p-Xylene	**590**		**22**	**µg/m3**	10	8/26/2015 03:07 AM
Methylene chloride	ND		17	µg/m3	10	8/26/2015 03:07 AM
MTBE	ND		18	µg/m3	10	8/26/2015 03:07 AM
Naphthalene	ND		26	µg/m3	10	8/26/2015 03:07 AM
o-Xylene	**130**		**22**	**µg/m3**	10	8/26/2015 03:07 AM
Propene	ND		8.6	µg/m3	10	8/26/2015 03:07 AM
Styrene	ND		21	µg/m3	10	8/26/2015 03:07 AM
Tetrachloroethene	**100**		**34**	**µg/m3**	10	8/26/2015 03:07 AM
Tetrahydrofuran	ND		15	µg/m3	10	8/26/2015 03:07 AM

Note:

ALS Environmental

Date: *26-Aug-15*

Client: EarthCon Consultants, Inc.

Project: SVE Influent; Transwestern Compressor Sta. #9 **Work Order:** 1508615

Sample ID: East Baker Furnace **Lab ID:** 1508615-02

Collection Date: 8/14/2015 10:05 AM **Matrix:** AIR

Analyses	Result	Qual	Report Limit	Units	Dilution Factor	Date Analyzed
Toluene	**490**		**19**	**µg/m3**	10	8/26/2015 03:07 AM
trans-1,2-Dichloroethene	ND		20	µg/m3	10	8/26/2015 03:07 AM
trans-1,3-Dichloropropene	ND		23	µg/m3	10	8/26/2015 03:07 AM
Trichloroethene	ND		11	µg/m3	10	8/26/2015 03:07 AM
Trichlorofluoromethane	ND		28	µg/m3	10	8/26/2015 03:07 AM
Vinyl acetate	ND		18	µg/m3	10	8/26/2015 03:07 AM
Vinyl chloride	ND		13	µg/m3	10	8/26/2015 03:07 AM
Surr: Bromofluorobenzene	*127*		*60-140*	*%REC*	10	8/26/2015 03:07 AM

Note:

Batch ID: **R121038** Instrument ID: **VMS3** Method: **ETO-15**

MBLK Sample ID: **MBLK-R121038** Units: **ppbv** Analysis Date: **8/25/2015 01:08 PM**

Client ID: Run ID: **VMS3_150825A** SeqNo: **1119945** Prep Date: DF: **1**

Analyte	Result	PQL	SPK Val	SPK Ref Value	%REC	Control Limit	RPD Ref Value	%RPD	RPD Limit	Qual
1,1,1-Trichloroethane	ND	0.50								
1,1,2,2-Tetrachloroethane	ND	0.50								
1,1,2-Trichloroethane	ND	0.50								
1,1-Dichloroethane	ND	0.50								
1,1-Dichloroethene	ND	0.50								
1,2,4-Trichlorobenzene	ND	0.50								
1,2,4-Trimethylbenzene	ND	0.50								
1,2-Dibromoethane	ND	0.50								
1,2-Dichlorobenzene	ND	0.50								
1,2-Dichloroethane	ND	0.50								
1,2-Dichloropropane	ND	0.50								
1,3,5-Trimethylbenzene	ND	0.50								
1,3-Butadiene	ND	0.50								
1,3-Dichlorobenzene	ND	0.50								
1,4-Dichlorobenzene	ND	0.50								
1,4-Dioxane	ND	1.0								
2-Butanone	ND	0.50								
2-Hexanone	ND	0.50								
2-Propanol	ND	1.0								
4-Ethyltoluene	ND	0.50								
4-Methyl-2-pentanone	ND	0.50								
Acetone	ND	1.0								
Benzene	ND	0.50								
Benzyl chloride	ND	0.50								
Bromodichloromethane	ND	0.50								
Bromoform	ND	0.50								
Bromomethane	ND	0.50								
Carbon disulfide	ND	0.50								
Carbon tetrachloride	ND	0.50								
Chlorobenzene	ND	0.50								
Chloroethane	ND	0.50								
Chloroform	ND	0.50								
Chloromethane	ND	0.50								
cis-1,2-Dichloroethene	ND	0.50								
cis-1,3-Dichloropropene	ND	0.50								
Cumene	ND	0.50								
Cyclohexane	ND	0.50								
Dibromochloromethane	ND	0.50								
Dichlorodifluoromethane	ND	0.50								
Ethyl acetate	ND	0.50								
Ethylbenzene	ND	0.50								

Note: See Qualifiers Page for a list of Qualifiers and their explanation.

QC BATCH REPORT

Batch ID: **R121038** Instrument ID: **VMS3** Method: **ETO-15**

Freon 113	ND	0.50						
Freon 114	ND	0.50						
Heptane	ND	0.50						
Hexachlorobutadiene	ND	0.50						
Hexane	ND	0.50						
m,p-Xylene	ND	0.50						
Methylene chloride	ND	0.50						
MTBE	ND	0.50						
Naphthalene	ND	0.50						
o-Xylene	ND	0.50						
Propene	ND	0.50						
Styrene	ND	0.50						
Tetrachloroethene	ND	0.50						
Tetrahydrofuran	ND	0.50						
Toluene	ND	0.50						
trans-1,2-Dichloroethene	ND	0.50						
trans-1,3-Dichloropropene	ND	0.50						
Trichloroethene	ND	0.20						
Trichlorofluoromethane	ND	0.50						
Vinyl acetate	ND	0.50						
Vinyl chloride	ND	0.50						
Surr: Bromofluorobenzene	10.43	0	*10*	0	*104*	*60-140*	0	

Note: See Qualifiers Page for a list of Qualifiers and their explanation.

Client: EarthCon Consultants, Inc.
Work Order: 1508615
Project: SVE Influent; Transwestern Compressor Sta. #9

QC BATCH REPORT

Batch ID: **R121038** Instrument ID: **VMS3** Method: **ETO-15**

LCS Sample ID: **LCS-R121038** Units: **ppbv** Analysis Date: **8/25/2015 10:24 AM**
Client ID: Run ID: **VMS3_150825A** SeqNo: **1119943** Prep Date: DF: **1**

Analyte	Result	PQL	SPK Val	SPK Ref Value	%REC	Control Limit	RPD Ref Value	%RPD	RPD Limit	Qual
1,1,1-Trichloroethane	12.89	0.50	10	0	129	58.8-163	0			
1,1,2,2-Tetrachloroethane	9.67	0.50	10	0	96.7	60-140	0			
1,1,2-Trichloroethane	10.46	0.50	10	0	105	60-140	0			
1,1-Dichloroethane	10.9	0.50	10	0	109	60-140	0			
1,1-Dichloroethene	11.59	0.50	10	0	116	60-140	0			
1,2,4-Trichlorobenzene	9.53	0.50	10	0	95.3	49.3-150	0			
1,2,4-Trimethylbenzene	11.82	0.50	10	0	118	50.1-162	0			
1,2-Dibromoethane	10.83	0.50	10	0	108	60-140	0			
1,2-Dichlorobenzene	10.47	0.50	10	0	105	41.9-141	0			
1,2-Dichloroethane	13.14	0.50	10	0	131	60-140	0			
1,2-Dichloropropane	10.43	0.50	10	0	104	60-140	0			
1,3,5-Trimethylbenzene	11.41	0.50	10	0	114	60-140	0			
1,3-Butadiene	11.84	0.50	10	0	118	50.6-140	0			
1,3-Dichlorobenzene	9.58	0.50	10	0	95.8	60-140	0			
1,4-Dichlorobenzene	9.39	0.50	10	0	93.9	55.1-145	0			
1,4-Dioxane	10.6	1.0	10	0	106	60-140	0			
2-Butanone	9.78	0.50	10	0	97.8	60-140	0			
2-Hexanone	13.4	0.50	10	0	134	56.2-162	0			
2-Propanol	11.29	1.0	10	0	113	60-140	0			
4-Ethyltoluene	11.31	0.50	10	0	113	60-140	0			
4-Methyl-2-pentanone	13.39	0.50	10	0	134	60-140	0			
Acetone	11.49	1.0	10	0	115	60-140	0			
Benzene	9.54	0.50	10	0	95.4	60-140	0			
Benzyl chloride	11.55	0.50	10	0	116	31.9-174	0			
Bromodichloromethane	12.55	0.50	10	0	126	60-140	0			
Bromoform	11.59	0.50	10	0	116	60-140	0			
Bromomethane	9.19	0.50	10	0	91.9	60-140	0			
Carbon disulfide	9.91	0.50	10	0	99.1	60-140	0			
Carbon tetrachloride	13.46	0.50	10	0	135	60-140	0			
Chlorobenzene	9.41	0.50	10	0	94.1	60-140	0			
Chloroethane	9.45	0.50	10	0	94.5	60-140	0			
Chloroform	11.33	0.50	10	0	113	60-140	0			
Chloromethane	10.06	0.50	10	0	101	60-140	0			
cis-1,2-Dichloroethene	11.17	0.50	10	0	112	60-140	0			
cis-1,3-Dichloropropene	12.03	0.50	10	0	120	60-140	0			
Cumene	9.57	0.50	10	0	95.7	60-140	0			
Cyclohexane	10.21	0.50	10	0	102	60-140	0			
Dibromochloromethane	12.45	0.50	10	0	124	60-140	0			
Dichlorodifluoromethane	11.21	0.50	10	0	112	60-140	0			
Ethyl acetate	11.56	0.50	10	0	116	60-140	0			
Ethylbenzene	11.24	0.50	10	0	112	60-140	0			
Freon 113	10.5	0.50	10	0	105	60-140	0			

Note: See Qualifiers Page for a list of Qualifiers and their explanation.

Client: EarthCon Consultants, Inc.
Work Order: 1508615
Project: SVE Influent; Transwestern Compressor Sta. #9

QC BATCH REPORT

Batch ID: **R121038** Instrument ID: **VMS3** Method: **ETO-15**

Freon 114	10.07	0.50	10	0	101	60-140	0
Heptane	12.37	0.50	10	0	124	60-140	0
Hexachlorobutadiene	10.41	0.50	10	0	104	60-140	0
Hexane	10.1	0.50	10	0	101	60-140	0
m,p-Xylene	22.7	0.50	20	0	114	60-140	0
Methylene chloride	10.82	0.50	10	0	108	60-140	0
MTBE	12.61	0.50	10	0	126	60.8-151	0
o-Xylene	11.54	0.50	10	0	115	60-140	0
Propene	12.39	0.50	10	0	124	34.4-139	0
Styrene	10.54	0.50	10	0	105	60-140	0
Tetrachloroethene	10.62	0.50	10	0	106	60-140	0
Tetrahydrofuran	11.81	0.50	10	0	118	60-140	0
Toluene	11.22	0.50	10	0	112	60-140	0
trans-1,2-Dichloroethene	9.7	0.50	10	0	97	60-140	0
trans-1,3-Dichloropropene	13.13	0.50	10	0	131	60-140	0
Trichloroethene	11.43	0.20	10	0	114	60-140	0
Trichlorofluoromethane	12.16	0.50	10	0	122	60-140	0
Vinyl acetate	8.67	0.50	10	0	86.7	48.4-145	0
Vinyl chloride	9.37	0.50	10	0	93.7	60-140	0
Surr: Bromofluorobenzene	11.39	0	*10*	0	*114*	*60-140*	0

The following samples were analyzed in this batch: 1508615-01A 1508615-02A

Note: See Qualifiers Page for a list of Qualifiers and their explanation.

ALS Environmental

Date: 26-Aug-15

Client: EarthCon Consultants, Inc.
Project: SVE Influent; Transwestern Compressor Sta. #9
WorkOrder: **1508615**

QUALIFIERS, ACRONYMS, UNITS

Qualifier	Description
*	Value exceeds Regulatory Limit
a	Not accredited
B	Analyte detected in the associated Method Blank above the Reporting Limit
E	Value above quantitation range
H	Analyzed outside of Holding Time
J	Analyte detected below quantitation limit
n	Not offered for accreditation
ND	Not Detected at the Reporting Limit
O	Sample amount is > 4 times amount spiked
P	Dual Column results percent difference > 40%
R	RPD above laboratory control limit
S	Spike Recovery outside laboratory control limits
U	Analyzed but not detected above the MDL

Acronym	Description
DUP	Method Duplicate
E	EPA Method
LCS	Laboratory Control Sample
LCSD	Laboratory Control Sample Duplicate
MBLK	Method Blank
MDL	Method Detection Limit
MQL	Method Quantitation Limit
MS	Matrix Spike
MSD	Matrix Spike Duplicate
PDS	Post Digestion Spike
PQL	Practical Quantitaion Limit
SDL	Sample Detection Limit
SW	SW-846 Method

Units Reported	Description
µg/m3	
ppbv	

ALS Environmental

Sample Receipt Checklist

Client Name: **EARTHCON-INDIANAPOLIS** Date/Time Received: **19-Aug-15 11:29**

Work Order: **1508615** Received by: **JNW**

Checklist completed by: Jan Wilcox 19-Aug-15 Reviewed by: Shawn Smythe 26-Aug-15

eSignature | Date | eSignature | Date

Matrices:

Carrier name: FedEx

Shipping container/cooler in good condition?	Yes ☑	No ☐	Not Present ☐
Custody seals intact on shipping container/cooler?	Yes ☐	No ☐	Not Present ☑
Custody seals intact on sample bottles?	Yes ☐	No ☐	Not Present ☑
Chain of custody present?	Yes ☑	No ☐	
Chain of custody signed when relinquished and received?	Yes ☑	No ☐	
Chain of custody agrees with sample labels?	Yes ☑	No ☐	
Samples in proper container/bottle?	Yes ☑	No ☐	
Sample containers intact?	Yes ☑	No ☐	
Sufficient sample volume for indicated test?	Yes ☑	No ☐	
All samples received within holding time?	Yes ☑	No ☐	
Container/Temp Blank temperature in compliance?	Yes ☑	No ☐	
Temperature(s)/Thermometer(s):			
Cooler(s)/Kit(s):			
Water - VOA vials have zero headspace?	Yes ☐	No ☐	No VOA vials submitted ☐
Water - pH acceptable upon receipt?	Yes ☐	No ☐	N/A ☐
pH adjusted?	Yes ☐	No ☐	N/A ☐
pH adjusted by:	-		

Login Notes:

Client Contacted: Date Contacted: Person Contacted:

Contacted By: Regarding:

Comments:

CorrectiveAction:

ALS Laboratory Group
4388 Glendale-Milford Rd
Cincinnati, OH 45242
Ph: 513-733-5336
Fax: 513-733-5347
www.alsglobal.com

TVOC

Client: Earthcon
Client Sample ID: West Baker Furnace
ALS Sample # 1508615-01A
Method: EPA TO-15

		Estimated Concentration	Units
	TVOC*	63214	ppbv
	TVOC*	215000	ug/m3

*Total VOC as Hexane

Client: Earthcon
Client Sample ID: East Baker Furnace
ALS Sample # 1508615-02A
Method: EPA TO-15

		Estimated Concentration	Units
	TVOC*	28206	ppbv
	TVOC*	96000	ug/m3

*Total VOC as Hexane

20-Nov-2015

JD Haines
EarthCon
14405 Walters Rd
Suite 700
Houston, TX 77014

Tel: (317) 450-6126
Fax:

Re: Transwestern Compressor Sta. #9 Work Order: **1511548**

Dear JD,

ALS Environmental received 2 samples on 12-Nov-2015 10:00 AM for the analyses presented in the following report.

The analytical data provided relates directly to the samples received by ALS Environmental and for only the analyses requested.

QC sample results for this data met laboratory specifications. Any exceptions are noted in the Case Narrative, or noted with qualifiers in the report or QC batch information. Should this laboratory report need to be reproduced, it should be reproduced in full unless written approval has been obtained from ALS Laboratory Group. Samples will be disposed in 30 days unless storage arrangements are made.

The total number of pages in this report is 16.

If you have any questions regarding this report, please feel free to contact me.

Sincerely,

Shawn Smythe

Electronically approved by: Shawn Smythe

Shawn Smythe
Project Manager

ALS Environmental

Date: 20-Nov-15

Client: EarthCon
Project: Transwestern Compressor Sta. #9
Work Order: **1511548**

Work Order Sample Summary

Lab Samp ID	Client Sample ID	Matrix	Tag Number	Collection Date	Date Received	Hold
1511548-01	West Baker Furnace	Air		11/9/2015 10:05	11/12/2015 10:00	☐
1511548-02	East Baker Furnace	Air		11/9/2015 10:10	11/12/2015 10:00	☐

ALS Environmental

Date: 20-Nov-15

Client:	EarthCon
Project:	Transwestern Compressor Sta. #9
Work Order:	1511548

Case Narrative

The analytical data provided relates directly to the samples received by ALS Laboratory Group and for only the analyses requested.

Results relate only to the items tested and are not blank corrected unless indicated.

QC sample results for this data met laboratory specifications. Any exceptions are noted in the Case Narrative, or noted with qualifiers in the report or QC batch information. Should this laboratory report need to be reproduced, it should be reproduced in full unless written approval has been obtained from ALS Laboratory Group. Samples will be disposed in 30 days unless storage arrangements are made.

ALS Environmental

Date: *20-Nov-15*

Client: EarthCon
Project: Transwestern Compressor Sta. #9
Work Order: 1511548
Sample ID: West Baker Furnace
Lab ID: 1511548-01
Collection Date: 11/9/2015 10:05 AM
Matrix: AIR

Analyses	Result	Qual	Report Limit	Units	Dilution Factor	Date Analyzed
TO-15 BY GC/MS			**ETO-15**			Analyst: **MRJ**
1,1,1-Trichloroethane	ND		250	ppbv	500	11/18/2015 09:23 PM
1,1,2,2-Tetrachloroethane	ND		250	ppbv	500	11/18/2015 09:23 PM
1,1,2-Trichloroethane	ND		250	ppbv	500	11/18/2015 09:23 PM
1,1-Dichloroethane	ND		250	ppbv	500	11/18/2015 09:23 PM
1,1-Dichloroethene	ND		250	ppbv	500	11/18/2015 09:23 PM
1,2,4-Trichlorobenzene	ND		250	ppbv	500	11/18/2015 09:23 PM
1,2,4-Trimethylbenzene	ND		250	ppbv	500	11/18/2015 09:23 PM
1,2-Dibromoethane	ND		250	ppbv	500	11/18/2015 09:23 PM
1,2-Dichlorobenzene	ND		250	ppbv	500	11/18/2015 09:23 PM
1,2-Dichloroethane	ND		250	ppbv	500	11/18/2015 09:23 PM
1,2-Dichloropropane	ND		250	ppbv	500	11/18/2015 09:23 PM
1,3,5-Trimethylbenzene	ND		250	ppbv	500	11/18/2015 09:23 PM
1,3-Butadiene	ND		250	ppbv	500	11/18/2015 09:23 PM
1,3-Dichlorobenzene	ND		250	ppbv	500	11/18/2015 09:23 PM
1,4-Dichlorobenzene	ND		250	ppbv	500	11/18/2015 09:23 PM
1,4-Dioxane	ND		500	ppbv	500	11/18/2015 09:23 PM
2-Butanone	ND		250	ppbv	500	11/18/2015 09:23 PM
2-Hexanone	ND		250	ppbv	500	11/18/2015 09:23 PM
2-Propanol	ND		500	ppbv	500	11/18/2015 09:23 PM
4-Ethyltoluene	ND		250	ppbv	500	11/18/2015 09:23 PM
4-Methyl-2-pentanone	ND		250	ppbv	500	11/18/2015 09:23 PM
Acetone	ND		500	ppbv	500	11/18/2015 09:23 PM
Benzene	**2,400**		**250**	**ppbv**	500	11/18/2015 09:23 PM
Benzyl chloride	ND		250	ppbv	500	11/18/2015 09:23 PM
Bromodichloromethane	ND		250	ppbv	500	11/18/2015 09:23 PM
Bromoform	ND		250	ppbv	500	11/18/2015 09:23 PM
Bromomethane	ND		250	ppbv	500	11/18/2015 09:23 PM
Carbon disulfide	ND		250	ppbv	500	11/18/2015 09:23 PM
Carbon tetrachloride	ND		250	ppbv	500	11/18/2015 09:23 PM
Chlorobenzene	ND		250	ppbv	500	11/18/2015 09:23 PM
Chloroethane	ND		250	ppbv	500	11/18/2015 09:23 PM
Chloroform	ND		250	ppbv	500	11/18/2015 09:23 PM
Chloromethane	ND		250	ppbv	500	11/18/2015 09:23 PM
cis-1,2-Dichloroethene	ND		250	ppbv	500	11/18/2015 09:23 PM
cis-1,3-Dichloropropene	ND		250	ppbv	500	11/18/2015 09:23 PM
Cumene	ND		250	ppbv	500	11/18/2015 09:23 PM
Cyclohexane	**57,000**		**2,500**	**ppbv**	5000	11/18/2015 08:47 PM
Dibromochloromethane	ND		250	ppbv	500	11/18/2015 09:23 PM
Dichlorodifluoromethane	ND		250	ppbv	500	11/18/2015 09:23 PM

Note:

ALS Environmental

Date: *20-Nov-15*

Client: EarthCon
Project: Transwestern Compressor Sta. #9 **Work Order:** 1511548
Sample ID: West Baker Furnace **Lab ID:** 1511548-01
Collection Date: 11/9/2015 10:05 AM **Matrix:** AIR

Analyses	Result	Qual	Report Limit	Units	Dilution Factor	Date Analyzed
Ethyl acetate	ND		250	ppbv	500	11/18/2015 09:23 PM
Ethylbenzene	ND		250	ppbv	500	11/18/2015 09:23 PM
Freon 113	ND		250	ppbv	500	11/18/2015 09:23 PM
Freon 114	ND		250	ppbv	500	11/18/2015 09:23 PM
Heptane	**48,000**		**2,500**	**ppbv**	5000	11/18/2015 08:47 PM
Hexachlorobutadiene	ND		250	ppbv	500	11/18/2015 09:23 PM
Hexane	**110,000**		**2,500**	**ppbv**	5000	11/18/2015 08:47 PM
m,p-Xylene	**1,500**		**250**	**ppbv**	500	11/18/2015 09:23 PM
Methylene chloride	ND		250	ppbv	500	11/18/2015 09:23 PM
MTBE	ND		250	ppbv	500	11/18/2015 09:23 PM
Naphthalene	ND		250	ppbv	500	11/18/2015 09:23 PM
o-Xylene	**320**		**250**	**ppbv**	500	11/18/2015 09:23 PM
Propene	ND		250	ppbv	500	11/18/2015 09:23 PM
Styrene	ND		250	ppbv	500	11/18/2015 09:23 PM
Tetrachloroethene	ND		250	ppbv	500	11/18/2015 09:23 PM
Tetrahydrofuran	ND		250	ppbv	500	11/18/2015 09:23 PM
Toluene	**2,500**		**250**	**ppbv**	500	11/18/2015 09:23 PM
trans-1,2-Dichloroethene	ND		250	ppbv	500	11/18/2015 09:23 PM
trans-1,3-Dichloropropene	ND		250	ppbv	500	11/18/2015 09:23 PM
Trichloroethene	ND		100	ppbv	500	11/18/2015 09:23 PM
Trichlorofluoromethane	ND		250	ppbv	500	11/18/2015 09:23 PM
Vinyl acetate	ND		250	ppbv	500	11/18/2015 09:23 PM
Vinyl chloride	ND		250	ppbv	500	11/18/2015 09:23 PM
Surr: Bromofluorobenzene	*85.0*		*60-140*	*%REC*	500	11/18/2015 09:23 PM
TO-15 BY GC/MS			**ETO-15**			Analyst: **MRJ**
1,1,1-Trichloroethane	ND		1,400	µg/m3	500	11/18/2015 09:23 PM
1,1,2,2-Tetrachloroethane	ND		1,700	µg/m3	500	11/18/2015 09:23 PM
1,1,2-Trichloroethane	ND		1,400	µg/m3	500	11/18/2015 09:23 PM
1,1-Dichloroethane	ND		1,000	µg/m3	500	11/18/2015 09:23 PM
1,1-Dichloroethene	ND		990	µg/m3	500	11/18/2015 09:23 PM
1,2,4-Trichlorobenzene	ND		1,900	µg/m3	500	11/18/2015 09:23 PM
1,2,4-Trimethylbenzene	ND		1,200	µg/m3	500	11/18/2015 09:23 PM
1,2-Dibromoethane	ND		1,900	µg/m3	500	11/18/2015 09:23 PM
1,2-Dichlorobenzene	ND		1,500	µg/m3	500	11/18/2015 09:23 PM
1,2-Dichloroethane	ND		1,000	µg/m3	500	11/18/2015 09:23 PM
1,2-Dichloropropane	ND		1,200	µg/m3	500	11/18/2015 09:23 PM
1,3,5-Trimethylbenzene	ND		1,200	µg/m3	500	11/18/2015 09:23 PM
1,3-Butadiene	ND		550	µg/m3	500	11/18/2015 09:23 PM
1,3-Dichlorobenzene	ND		1,500	µg/m3	500	11/18/2015 09:23 PM
1,4-Dichlorobenzene	ND		1,500	µg/m3	500	11/18/2015 09:23 PM

Note:

ALS Environmental

Date: *20-Nov-15*

Client: EarthCon
Project: Transwestern Compressor Sta. #9
Work Order: 1511548
Sample ID: West Baker Furnace
Lab ID: 1511548-01
Collection Date: 11/9/2015 10:05 AM
Matrix: AIR

Analyses	Result	Qual	Report Limit	Units	Dilution Factor	Date Analyzed
1,4-Dioxane	ND		1,800	µg/m3	500	11/18/2015 09:23 PM
2-Butanone	ND		740	µg/m3	500	11/18/2015 09:23 PM
2-Hexanone	ND		1,000	µg/m3	500	11/18/2015 09:23 PM
2-Propanol	ND		1,200	µg/m3	500	11/18/2015 09:23 PM
4-Ethyltoluene	ND		1,200	µg/m3	500	11/18/2015 09:23 PM
4-Methyl-2-pentanone	ND		1,000	µg/m3	500	11/18/2015 09:23 PM
Acetone	ND		1,200	µg/m3	500	11/18/2015 09:23 PM
Benzene	**7,800**		**800**	**µg/m3**	500	11/18/2015 09:23 PM
Benzyl chloride	ND		1,300	µg/m3	500	11/18/2015 09:23 PM
Bromodichloromethane	ND		1,700	µg/m3	500	11/18/2015 09:23 PM
Bromoform	ND		2,600	µg/m3	500	11/18/2015 09:23 PM
Bromomethane	ND		970	µg/m3	500	11/18/2015 09:23 PM
Carbon disulfide	ND		780	µg/m3	500	11/18/2015 09:23 PM
Carbon tetrachloride	ND		1,600	µg/m3	500	11/18/2015 09:23 PM
Chlorobenzene	ND		1,200	µg/m3	500	11/18/2015 09:23 PM
Chloroethane	ND		660	µg/m3	500	11/18/2015 09:23 PM
Chloroform	ND		1,200	µg/m3	500	11/18/2015 09:23 PM
Chloromethane	ND		520	µg/m3	500	11/18/2015 09:23 PM
cis-1,2-Dichloroethene	ND		990	µg/m3	500	11/18/2015 09:23 PM
cis-1,3-Dichloropropene	ND		1,100	µg/m3	500	11/18/2015 09:23 PM
Cumene	ND		1,200	µg/m3	500	11/18/2015 09:23 PM
Cyclohexane	**200,000**		**8,600**	**µg/m3**	5000	11/18/2015 08:47 PM
Dibromochloromethane	ND		2,100	µg/m3	500	11/18/2015 09:23 PM
Dichlorodifluoromethane	ND		1,200	µg/m3	500	11/18/2015 09:23 PM
Ethyl acetate	ND		900	µg/m3	500	11/18/2015 09:23 PM
Ethylbenzene	ND		1,100	µg/m3	500	11/18/2015 09:23 PM
Freon 113	ND		1,900	µg/m3	500	11/18/2015 09:23 PM
Freon 114	ND		1,700	µg/m3	500	11/18/2015 09:23 PM
Heptane	**200,000**		**10,000**	**µg/m3**	5000	11/18/2015 08:47 PM
Hexachlorobutadiene	ND		2,700	µg/m3	500	11/18/2015 09:23 PM
Hexane	**380,000**		**8,800**	**µg/m3**	5000	11/18/2015 08:47 PM
m,p-Xylene	**6,300**		**1,100**	**µg/m3**	500	11/18/2015 09:23 PM
Methylene chloride	ND		870	µg/m3	500	11/18/2015 09:23 PM
MTBE	ND		900	µg/m3	500	11/18/2015 09:23 PM
Naphthalene	ND		1,300	µg/m3	500	11/18/2015 09:23 PM
o-Xylene	**1,400**		**1,100**	**µg/m3**	500	11/18/2015 09:23 PM
Propene	ND		430	µg/m3	500	11/18/2015 09:23 PM
Styrene	ND		1,100	µg/m3	500	11/18/2015 09:23 PM
Tetrachloroethene	ND		1,700	µg/m3	500	11/18/2015 09:23 PM
Tetrahydrofuran	ND		740	µg/m3	500	11/18/2015 09:23 PM

Note:

ALS Environmental

Date: *20-Nov-15*

Client: EarthCon
Project: Transwestern Compressor Sta. #9
Work Order: 1511548
Sample ID: West Baker Furnace
Lab ID: 1511548-01
Collection Date: 11/9/2015 10:05 AM
Matrix: AIR

Analyses	Result	Qual	Report Limit	Units	Dilution Factor	Date Analyzed
Toluene	**9,500**		**940**	**µg/m3**	500	11/18/2015 09:23 PM
trans-1,2-Dichloroethene	ND		990	µg/m3	500	11/18/2015 09:23 PM
trans-1,3-Dichloropropene	ND		1,100	µg/m3	500	11/18/2015 09:23 PM
Trichloroethene	ND		540	µg/m3	500	11/18/2015 09:23 PM
Trichlorofluoromethane	ND		1,400	µg/m3	500	11/18/2015 09:23 PM
Vinyl acetate	ND		880	µg/m3	500	11/18/2015 09:23 PM
Vinyl chloride	ND		640	µg/m3	500	11/18/2015 09:23 PM
Surr: Bromofluorobenzene	*42,500*	S	*60-140*	*%REC*	500	11/18/2015 09:23 PM

Note:

ALS Environmental

Date: *20-Nov-15*

Client: EarthCon
Project: Transwestern Compressor Sta. #9
Work Order: 1511548
Sample ID: East Baker Furnace
Lab ID: 1511548-02
Collection Date: 11/9/2015 10:10 AM
Matrix: AIR

Analyses	Result	Qual	Report Limit	Units	Dilution Factor	Date Analyzed
TO-15 BY GC/MS			**ETO-15**			Analyst: **MRJ**
1,1,1-Trichloroethane	ND		250	ppbv	500	11/18/2015 10:39 PM
1,1,2,2-Tetrachloroethane	ND		250	ppbv	500	11/18/2015 10:39 PM
1,1,2-Trichloroethane	ND		250	ppbv	500	11/18/2015 10:39 PM
1,1-Dichloroethane	ND		250	ppbv	500	11/18/2015 10:39 PM
1,1-Dichloroethene	ND		250	ppbv	500	11/18/2015 10:39 PM
1,2,4-Trichlorobenzene	ND		250	ppbv	500	11/18/2015 10:39 PM
1,2,4-Trimethylbenzene	ND		250	ppbv	500	11/18/2015 10:39 PM
1,2-Dibromoethane	ND		250	ppbv	500	11/18/2015 10:39 PM
1,2-Dichlorobenzene	ND		250	ppbv	500	11/18/2015 10:39 PM
1,2-Dichloroethane	ND		250	ppbv	500	11/18/2015 10:39 PM
1,2-Dichloropropane	ND		250	ppbv	500	11/18/2015 10:39 PM
1,3,5-Trimethylbenzene	ND		250	ppbv	500	11/18/2015 10:39 PM
1,3-Butadiene	ND		250	ppbv	500	11/18/2015 10:39 PM
1,3-Dichlorobenzene	ND		250	ppbv	500	11/18/2015 10:39 PM
1,4-Dichlorobenzene	ND		250	ppbv	500	11/18/2015 10:39 PM
1,4-Dioxane	ND		500	ppbv	500	11/18/2015 10:39 PM
2-Butanone	ND		250	ppbv	500	11/18/2015 10:39 PM
2-Hexanone	ND		250	ppbv	500	11/18/2015 10:39 PM
2-Propanol	ND		500	ppbv	500	11/18/2015 10:39 PM
4-Ethyltoluene	ND		250	ppbv	500	11/18/2015 10:39 PM
4-Methyl-2-pentanone	ND		250	ppbv	500	11/18/2015 10:39 PM
Acetone	ND		500	ppbv	500	11/18/2015 10:39 PM
Benzene	**280**		**250**	**ppbv**	500	11/18/2015 10:39 PM
Benzyl chloride	ND		250	ppbv	500	11/18/2015 10:39 PM
Bromodichloromethane	ND		250	ppbv	500	11/18/2015 10:39 PM
Bromoform	ND		250	ppbv	500	11/18/2015 10:39 PM
Bromomethane	ND		250	ppbv	500	11/18/2015 10:39 PM
Carbon disulfide	ND		250	ppbv	500	11/18/2015 10:39 PM
Carbon tetrachloride	ND		250	ppbv	500	11/18/2015 10:39 PM
Chlorobenzene	ND		250	ppbv	500	11/18/2015 10:39 PM
Chloroethane	ND		250	ppbv	500	11/18/2015 10:39 PM
Chloroform	ND		250	ppbv	500	11/18/2015 10:39 PM
Chloromethane	ND		250	ppbv	500	11/18/2015 10:39 PM
cis-1,2-Dichloroethene	ND		250	ppbv	500	11/18/2015 10:39 PM
cis-1,3-Dichloropropene	ND		250	ppbv	500	11/18/2015 10:39 PM
Cumene	ND		250	ppbv	500	11/18/2015 10:39 PM
Cyclohexane	**9,800**		**250**	**ppbv**	500	11/18/2015 10:39 PM
Dibromochloromethane	ND		250	ppbv	500	11/18/2015 10:39 PM
Dichlorodifluoromethane	ND		250	ppbv	500	11/18/2015 10:39 PM

Note:

ALS Environmental

Date: *20-Nov-15*

Client: EarthCon
Project: Transwestern Compressor Sta. #9 **Work Order:** 1511548
Sample ID: East Baker Furnace **Lab ID:** 1511548-02
Collection Date: 11/9/2015 10:10 AM **Matrix:** AIR

Analyses	Result	Qual	Report Limit	Units	Dilution Factor	Date Analyzed
Ethyl acetate	ND		250	ppbv	500	11/18/2015 10:39 PM
Ethylbenzene	ND		250	ppbv	500	11/18/2015 10:39 PM
Freon 113	ND		250	ppbv	500	11/18/2015 10:39 PM
Freon 114	ND		250	ppbv	500	11/18/2015 10:39 PM
Heptane	**8,200**		**250**	**ppbv**	500	11/18/2015 10:39 PM
Hexachlorobutadiene	ND		250	ppbv	500	11/18/2015 10:39 PM
Hexane	**15,000**		**2,500**	**ppbv**	5000	11/18/2015 10:01 PM
m,p-Xylene	**250**		**250**	**ppbv**	500	11/18/2015 10:39 PM
Methylene chloride	ND		250	ppbv	500	11/18/2015 10:39 PM
MTBE	ND		250	ppbv	500	11/18/2015 10:39 PM
Naphthalene	ND		250	ppbv	500	11/18/2015 10:39 PM
o-Xylene	ND		250	ppbv	500	11/18/2015 10:39 PM
Propene	ND		250	ppbv	500	11/18/2015 10:39 PM
Styrene	ND		250	ppbv	500	11/18/2015 10:39 PM
Tetrachloroethene	ND		250	ppbv	500	11/18/2015 10:39 PM
Tetrahydrofuran	ND		250	ppbv	500	11/18/2015 10:39 PM
Toluene	**280**		**250**	**ppbv**	500	11/18/2015 10:39 PM
trans-1,2-Dichloroethene	ND		250	ppbv	500	11/18/2015 10:39 PM
trans-1,3-Dichloropropene	ND		250	ppbv	500	11/18/2015 10:39 PM
Trichloroethene	ND		100	ppbv	500	11/18/2015 10:39 PM
Trichlorofluoromethane	ND		250	ppbv	500	11/18/2015 10:39 PM
Vinyl acetate	ND		250	ppbv	500	11/18/2015 10:39 PM
Vinyl chloride	ND		250	ppbv	500	11/18/2015 10:39 PM
Surr: Bromofluorobenzene	*82.4*		*60-140*	*%REC*	500	11/18/2015 10:39 PM
TO-15 BY GC/MS			**ETO-15**			Analyst: **MRJ**
1,1,1-Trichloroethane	ND		1,400	µg/m3	500	11/18/2015 10:39 PM
1,1,2,2-Tetrachloroethane	ND		1,700	µg/m3	500	11/18/2015 10:39 PM
1,1,2-Trichloroethane	ND		1,400	µg/m3	500	11/18/2015 10:39 PM
1,1-Dichloroethane	ND		1,000	µg/m3	500	11/18/2015 10:39 PM
1,1-Dichloroethene	ND		990	µg/m3	500	11/18/2015 10:39 PM
1,2,4-Trichlorobenzene	ND		1,900	µg/m3	500	11/18/2015 10:39 PM
1,2,4-Trimethylbenzene	ND		1,200	µg/m3	500	11/18/2015 10:39 PM
1,2-Dibromoethane	ND		1,900	µg/m3	500	11/18/2015 10:39 PM
1,2-Dichlorobenzene	ND		1,500	µg/m3	500	11/18/2015 10:39 PM
1,2-Dichloroethane	ND		1,000	µg/m3	500	11/18/2015 10:39 PM
1,2-Dichloropropane	ND		1,200	µg/m3	500	11/18/2015 10:39 PM
1,3,5-Trimethylbenzene	ND		1,200	µg/m3	500	11/18/2015 10:39 PM
1,3-Butadiene	ND		550	µg/m3	500	11/18/2015 10:39 PM
1,3-Dichlorobenzene	ND		1,500	µg/m3	500	11/18/2015 10:39 PM
1,4-Dichlorobenzene	ND		1,500	µg/m3	500	11/18/2015 10:39 PM

Note:

ALS Environmental

Date: *20-Nov-15*

Client: EarthCon
Project: Transwestern Compressor Sta. #9
Work Order: 1511548
Sample ID: East Baker Furnace
Lab ID: 1511548-02
Collection Date: 11/9/2015 10:10 AM
Matrix: AIR

Analyses	Result	Qual	Report Limit	Units	Dilution Factor	Date Analyzed
1,4-Dioxane	ND		1,800	µg/m3	500	11/18/2015 10:39 PM
2-Butanone	ND		740	µg/m3	500	11/18/2015 10:39 PM
2-Hexanone	ND		1,000	µg/m3	500	11/18/2015 10:39 PM
2-Propanol	ND		1,200	µg/m3	500	11/18/2015 10:39 PM
4-Ethyltoluene	ND		1,200	µg/m3	500	11/18/2015 10:39 PM
4-Methyl-2-pentanone	ND		1,000	µg/m3	500	11/18/2015 10:39 PM
Acetone	ND		1,200	µg/m3	500	11/18/2015 10:39 PM
Benzene	**880**		**800**	**µg/m3**	500	11/18/2015 10:39 PM
Benzyl chloride	ND		1,300	µg/m3	500	11/18/2015 10:39 PM
Bromodichloromethane	ND		1,700	µg/m3	500	11/18/2015 10:39 PM
Bromoform	ND		2,600	µg/m3	500	11/18/2015 10:39 PM
Bromomethane	ND		970	µg/m3	500	11/18/2015 10:39 PM
Carbon disulfide	ND		780	µg/m3	500	11/18/2015 10:39 PM
Carbon tetrachloride	ND		1,600	µg/m3	500	11/18/2015 10:39 PM
Chlorobenzene	ND		1,200	µg/m3	500	11/18/2015 10:39 PM
Chloroethane	ND		660	µg/m3	500	11/18/2015 10:39 PM
Chloroform	ND		1,200	µg/m3	500	11/18/2015 10:39 PM
Chloromethane	ND		520	µg/m3	500	11/18/2015 10:39 PM
cis-1,2-Dichloroethene	ND		990	µg/m3	500	11/18/2015 10:39 PM
cis-1,3-Dichloropropene	ND		1,100	µg/m3	500	11/18/2015 10:39 PM
Cumene	ND		1,200	µg/m3	500	11/18/2015 10:39 PM
Cyclohexane	**34,000**		**860**	**µg/m3**	500	11/18/2015 10:39 PM
Dibromochloromethane	ND		2,100	µg/m3	500	11/18/2015 10:39 PM
Dichlorodifluoromethane	ND		1,200	µg/m3	500	11/18/2015 10:39 PM
Ethyl acetate	ND		900	µg/m3	500	11/18/2015 10:39 PM
Ethylbenzene	ND		1,100	µg/m3	500	11/18/2015 10:39 PM
Freon 113	ND		1,900	µg/m3	500	11/18/2015 10:39 PM
Freon 114	ND		1,700	µg/m3	500	11/18/2015 10:39 PM
Heptane	**34,000**		**1,000**	**µg/m3**	500	11/18/2015 10:39 PM
Hexachlorobutadiene	ND		2,700	µg/m3	500	11/18/2015 10:39 PM
Hexane	**53,000**		**8,800**	**µg/m3**	5000	11/18/2015 10:01 PM
m,p-Xylene	**1,100**	J	**1,100**	**µg/m3**	500	11/18/2015 10:39 PM
Methylene chloride	ND		870	µg/m3	500	11/18/2015 10:39 PM
MTBE	ND		900	µg/m3	500	11/18/2015 10:39 PM
Naphthalene	ND		1,300	µg/m3	500	11/18/2015 10:39 PM
o-Xylene	ND		1,100	µg/m3	500	11/18/2015 10:39 PM
Propene	ND		430	µg/m3	500	11/18/2015 10:39 PM
Styrene	ND		1,100	µg/m3	500	11/18/2015 10:39 PM
Tetrachloroethene	ND		1,700	µg/m3	500	11/18/2015 10:39 PM
Tetrahydrofuran	ND		740	µg/m3	500	11/18/2015 10:39 PM

Note:

ALS Environmental

Date: *20-Nov-15*

Client: EarthCon
Project: Transwestern Compressor Sta. #9
Work Order: 1511548
Sample ID: East Baker Furnace
Lab ID: 1511548-02
Collection Date: 11/9/2015 10:10 AM
Matrix: AIR

Analyses	Result	Qual	Report Limit	Units	Dilution Factor	Date Analyzed
Toluene	**1,100**		**940**	**µg/m3**	500	11/18/2015 10:39 PM
trans-1,2-Dichloroethene	ND		990	µg/m3	500	11/18/2015 10:39 PM
trans-1,3-Dichloropropene	ND		1,100	µg/m3	500	11/18/2015 10:39 PM
Trichloroethene	ND		540	µg/m3	500	11/18/2015 10:39 PM
Trichlorofluoromethane	ND		1,400	µg/m3	500	11/18/2015 10:39 PM
Vinyl acetate	ND		880	µg/m3	500	11/18/2015 10:39 PM
Vinyl chloride	ND		640	µg/m3	500	11/18/2015 10:39 PM
Surr: Bromofluorobenzene	*41,200*	S	*60-140*	*%REC*	500	11/18/2015 10:39 PM

Note:

ALS Laboratory Group
4388 Glendale-Milford Rd
Cincinnati, OH 45242
Ph: 513-733-5336
Fax: 513-733-5347
www.alsglobal.com

TVOC

Client: Earthcon
Client Sample ID: West Baker Furnace
ALS Sample # 1511548-01A
Method: EPA TO-15

		Estimated Concentration	Units
	TVOC*	249665	ppbv
	TVOC*	848832	ug/m3

*Total VOC as Hexane

Client: Earthcon
Client Sample ID: East Baker Furnace
ALS Sample # 1511548-02A
Method: EPA TO-15

		Estimated Concentration	Units
	TVOC*	61614	ppbv
	TVOC*	209480	ug/m3

*Total VOC as Hexane

ALS Environmental

Date: 20-Nov-15

Client: EarthCon

QC BATCH REPORT

Work Order: 1511548

Project: Transwestern Compressor Sta. #9

Batch ID: **R123619** Instrument ID: **VMS3** Method: **ETO-15**

LCS Sample ID: **lcs-R123619** Units: **ppbv** Analysis Date: **11/18/2015 09:46 AM**

Client ID: Run ID: **VMS3_151118A** SeqNo: **1176496** Prep Date: DF: **1**

Analyte	Result	PQL	SPK Val	SPK Ref Value	%REC	Control Limit	RPD Ref Value	%RPD	RPD Limit	Qual
1,1,1-Trichloroethane	9.77	0.50	10	0	97.7	58.8-163	0			
1,1,2,2-Tetrachloroethane	7.56	0.50	10	0	75.6	60-140	0			
1,1,2-Trichloroethane	10.08	0.50	10	0	101	60-140	0			
1,1-Dichloroethane	9.63	0.50	10	0	96.3	60-140	0			
1,1-Dichloroethene	9.76	0.50	10	0	97.6	60-140	0			
1,2,4-Trichlorobenzene	6.46	0.50	10	0	64.6	49.3-150	0			
1,2,4-Trimethylbenzene	9.95	0.50	10	0	99.5	50.1-162	0			
1,2-Dibromoethane	10.16	0.50	10	0	102	60-140	0			
1,2-Dichlorobenzene	8.59	0.50	10	0	85.9	41.9-141	0			
1,2-Dichloroethane	9.31	0.50	10	0	93.1	60-140	0			
1,2-Dichloropropane	9.7	0.50	10	0	97	60-140	0			
1,3,5-Trimethylbenzene	9.72	0.50	10	0	97.2	60-140	0			
1,3-Butadiene	9.46	0.50	10	0	94.6	50.6-140	0			
1,3-Dichlorobenzene	8.6	0.50	10	0	86	60-140	0			
1,4-Dichlorobenzene	7.85	0.50	10	0	78.5	55.1-145	0			
1,4-Dioxane	10.21	1.0	10	0	102	60-140	0			
2-Butanone	10.19	0.50	10	0	102	60-140	0			
2-Hexanone	10.12	0.50	10	0	101	56.2-162	0			
2-Propanol	10.17	1.0	10	0	102	60-140	0			
4-Ethyltoluene	9.43	0.50	10	0	94.3	60-140	0			
4-Methyl-2-pentanone	10.65	0.50	10	0	106	60-140	0			
Acetone	9.35	1.0	10	0	93.5	60-140	0			
Benzene	10.78	0.50	10	0	108	60-140	0			
Benzyl chloride	8.79	0.50	10	0	87.9	31.9-174	0			
Bromodichloromethane	10.21	0.50	10	0	102	60-140	0			
Bromoform	9.45	0.50	10	0	94.5	60-140	0			
Bromomethane	9.25	0.50	10	0	92.5	60-140	0			
Carbon disulfide	9.32	0.50	10	0	93.2	60-140	0			
Carbon tetrachloride	10.04	0.50	10	0	100	60-140	0			
Chlorobenzene	9.12	0.50	10	0	91.2	60-140	0			
Chloroethane	8.53	0.50	10	0	85.3	60-140	0			
Chloroform	9.21	0.50	10	0	92.1	60-140	0			
Chloromethane	8.56	0.50	10	0	85.6	60-140	0			
cis-1,2-Dichloroethene	9.54	0.50	10	0	95.4	60-140	0			
cis-1,3-Dichloropropene	11.08	0.50	10	0	111	60-140	0			
Cumene	9.69	0.50	10	0	96.9	60-140	0			
Cyclohexane	10.96	0.50	10	0	110	60-140	0			
Dibromochloromethane	10.7	0.50	10	0	107	60-140	0			
Dichlorodifluoromethane	8.62	0.50	10	0	86.2	60-140	0			
Ethyl acetate	46.32	0.50	10	0	463	60-140	0			SE
Ethylbenzene	9.5	0.50	10	0	95	60-140	0			

Note: See Qualifiers Page for a list of Qualifiers and their explanation.

Client: EarthCon
Work Order: 1511548
Project: Transwestern Compressor Sta. #9

QC BATCH REPORT

Batch ID: **R123619** Instrument ID: **VMS3** Method: **ETO-15**

Freon 113	9.23	0.50	10	0	92.3	60-140	0
Freon 114	8.29	0.50	10	0	82.9	60-140	0
Heptane	11.36	0.50	10	0	114	60-140	0
Hexachlorobutadiene	6.84	0.50	10	0	68.4	60-140	0
Hexane	10.44	0.50	10	0	104	60-140	0
m,p-Xylene	18.45	0.50	20	0	92.2	60-140	0
Methylene chloride	9.89	0.50	10	0	98.9	60-140	0
MTBE	10.45	0.50	10	0	104	60.8-151	0
o-Xylene	9.67	0.50	10	0	96.7	60-140	0
Propene	9.92	0.50	10	0	99.2	34.4-139	0
Styrene	9.52	0.50	10	0	95.2	60-140	0
Tetrachloroethene	9.61	0.50	10	0	96.1	60-140	0
Tetrahydrofuran	9.82	0.50	10	0	98.2	60-140	0
Toluene	10.88	0.50	10	0	109	60-140	0
trans-1,2-Dichloroethene	9.28	0.50	10	0	92.8	60-140	0
trans-1,3-Dichloropropene	10.22	0.50	10	0	102	60-140	0
Trichloroethene	9.51	0.20	10	0	95.1	60-140	0
Trichlorofluoromethane	9.39	0.50	10	0	93.9	60-140	0
Vinyl acetate	10.02	0.50	10	0	100	48.4-145	0
Vinyl chloride	7.98	0.50	10	0	79.8	60-140	0
Surr: Bromofluorobenzene	8.98	0	*10*	0	*89.8*	*60-140*	0

The following samples were analyzed in this batch: 1511548-01A 1511548-02A

Note: See Qualifiers Page for a list of Qualifiers and their explanation.

ALS Environmental

Date: 20-Nov-15

Client: EarthCon
Project: Transwestern Compressor Sta. #9
WorkOrder: **1511548**

QUALIFIERS, ACRONYMS, UNITS

Qualifier	Description
*	Value exceeds Regulatory Limit
a	Not accredited
B	Analyte detected in the associated Method Blank above the Reporting Limit
E	Value above quantitation range
H	Analyzed outside of Holding Time
J	Analyte detected below quantitation limit
n	Not offered for accreditation
ND	Not Detected at the Reporting Limit
O	Sample amount is > 4 times amount spiked
P	Dual Column results percent difference > 40%
R	RPD above laboratory control limit
S	Spike Recovery outside laboratory control limits
U	Analyzed but not detected above the MDL

Acronym	Description
DUP	Method Duplicate
E	EPA Method
LCS	Laboratory Control Sample
LCSD	Laboratory Control Sample Duplicate
MBLK	Method Blank
MDL	Method Detection Limit
MQL	Method Quantitation Limit
MS	Matrix Spike
MSD	Matrix Spike Duplicate
PDS	Post Digestion Spike
PQL	Practical Quantitaion Limit
SDL	Sample Detection Limit
SW	SW-846 Method

Units Reported	Description
µg/m3	
ppbv	

ALS Environmental

Sample Receipt Checklist

Client Name: **EARTHCON-HOUSTON** Date/Time Received: **12-Nov-15 10:00**

Work Order: **1511548** Received by: **SNH**

Checklist completed by: Stephanie Harrington 13-Nov-15 Reviewed by: Shawn Smythe 13-Nov-15

eSignature | Date | eSignature | Date

Matrices:

Carrier name: FedEx

Shipping container/cooler in good condition?	Yes ☑	No ☐	Not Present ☐
Custody seals intact on shipping container/cooler?	Yes ☐	No ☐	Not Present ☑
Custody seals intact on sample bottles?	Yes ☐	No ☐	Not Present ☑
Chain of custody present?	Yes ☑	No ☐	
Chain of custody signed when relinquished and received?	Yes ☑	No ☐	
Chain of custody agrees with sample labels?	Yes ☑	No ☐	
Samples in proper container/bottle?	Yes ☑	No ☐	
Sample containers intact?	Yes ☑	No ☐	
Sufficient sample volume for indicated test?	Yes ☑	No ☐	
All samples received within holding time?	Yes ☑	No ☐	
Container/Temp Blank temperature in compliance?	Yes ☑	No ☐	
Temperature(s)/Thermometer(s):			
Cooler(s)/Kit(s):			
Water - VOA vials have zero headspace?	Yes ☐	No ☐	No VOA vials submitted ☑
Water - pH acceptable upon receipt?	Yes ☐	No ☐	N/A ☑
pH adjusted?	Yes ☐	No ☐	N/A ☑
pH adjusted by:	-		

Login Notes:

Client Contacted: Date Contacted: Person Contacted:

Contacted By: Regarding:

Comments:

CorrectiveAction:

10450 Stancliff Rd. Suite 210
Houston, TX 77099
T: +1 281 530 5656
F: +1 281 530 5887
www.alsglobal.com

July 23, 2015

JD Haines
EarthCon
14405 Walters Road
Suite 700
Houston, TX 77014

Work Order: **HS15070670**

Laboratory Results for: **Transwestern Compressor Sta. #9 Monthly GW**

Dear JD,

ALS Environmental received 5 sample(s) on Jul 16, 2015 for the analysis presented in the following report.

The analytical data provided relates directly to the samples received by ALS Environmental and for only the analyses requested. Results are expressed as "as received" unless otherwise noted.

QC sample results for this data met EPA or laboratory specifications except as noted in the Case Narrative or as noted with qualifiers in the QC batch information. Should this laboratory report need to be reproduced, it should be reproduced in full unless written approval has been obtained by ALS Environmental. Samples will be disposed in 30 days unless storage arrangements are made.

If you have any questions regarding this report, please feel free to call me.

Sincerely,

Sonia West

Generated By: Jumoke.Lawal
Sonia West
Project Manager

Client: EarthCon
Project: Transwestern Compressor Sta. #9 Monthly GW
Work Order: HS15070670

SAMPLE SUMMARY

Lab Samp ID	Client Sample ID	Matrix	TagNo	Collection Date	Date Received	Hold
HS15070670-01	Pre-Treatment	Water		15-Jul-2015 09:25	16-Jul-2015 08:50	☐
HS15070670-02	Post Air Stripper	Water		15-Jul-2015 09:30	16-Jul-2015 08:50	☐
HS15070670-03	Between GAC's	Water		15-Jul-2015 09:15	16-Jul-2015 08:50	☐
HS15070670-04	Post Treatment	Water		15-Jul-2015 09:05	16-Jul-2015 08:50	☐
HS15070670-05	Trip Blank	Water		15-Jul-2015 00:00	16-Jul-2015 08:50	☐

Client: EarthCon **CASE NARRATIVE**
Project: Transwestern Compressor Sta. #9 Monthly GW
Work Order: HS15070670

GC Volatiles by Method SW8021B

Batch ID: R258092

- The test results meet requirements of the current NELAP standards, state requirements or programs where applicable.

GCMS Volatiles by Method SW8260

Batch ID: R258417

Sample ID: **VLCSW-150723**
- 1-Methylnaphthalene and 2-Methylnaphthalene exceeded QC limits for LCS. Samples are ND for these compounds.

Sample ID: **HS15070769-46MS**
- MS/MSD is for an unrelated sample.

Metals by Method E200.8

Batch ID: 95421

Sample ID: **Post Treatment (HS15070670-04BS)**
- The Bench Spike recovery was outside of the control; however, the result in the parent sample is greater than 4x the spike amount for Magnesium.

Sample ID: **Post Treatment (HS15070670-04MS)**
- Potassium failed in the MS but passed in the MSD and PDS.

Sample ID: **Post Treatment (HS15070670-04MS)**
- The MS and/or MSD recovery was outside of the control; however, the result in the parent sample is greater than 4x the spike amount for Calcium and Magnesium.

Sample ID: **Post Treatment (HS15070670-04MS)**
- The MS and/or MSD recovery was outside of the control; however, the result in the parent sample is greater than 4x the spike amount for Sodium.

WetChemistry by Method SM4500P E

Batch ID: R258125

- The test results meet requirements of the current NELAP standards, state requirements or programs where applicable.

WetChemistry by Method E300

Batch ID: R258074

Sample ID: **HS15070669-01MS**
- MS and MSD are for an unrelated sample

Client: EarthCon

ANALYTICAL REPORT

Project: Transwestern Compressor Sta. #9 Monthly GW

WorkOrder:HS15070670

Sample ID: Pre-Treatment

Lab ID:HS15070670-01

Collection Date: 15-Jul-2015 09:25

Matrix:Water

ANALYSES	RESULT	QUAL	REPORT LIMIT	UNITS	DILUTION FACTOR	DATE ANALYZED
BTEX BY SW8021B		**Method:SW8021B**				Analyst: SFE
Benzene	**2,700**		**100**	**ug/L**	100	17-Jul-2015 12:42
m,p-Xylene	**1,400**		**200**	**ug/L**	100	17-Jul-2015 12:42
o-Xylene	**540**		**100**	**ug/L**	100	17-Jul-2015 12:42
Toluene	**2,600**		**100**	**ug/L**	100	17-Jul-2015 12:42
Ethylbenzene	**160**		**100**	**ug/L**	100	17-Jul-2015 12:42
Xylenes, Total	**1,900**		**300**	**ug/L**	100	17-Jul-2015 12:42
Surr: 4-Bromofluorobenzene	*104*		*75-129*	*%REC*	*100*	*17-Jul-2015 12:42*
Surr: Trifluorotoluene	*98.4*		*75-130*	*%REC*	*100*	*17-Jul-2015 12:42*

Note: See Qualifiers Page for a list of qualifiers and their explanation.

Client: EarthCon **ANALYTICAL REPORT**
Project: Transwestern Compressor Sta. #9 Monthly GW WorkOrder:HS15070670
Sample ID: Post Air Stripper Lab ID:HS15070670-02
Collection Date: 15-Jul-2015 09:30 Matrix:Water

ANALYSES	RESULT	QUAL	REPORT LIMIT	UNITS	DILUTION FACTOR	DATE ANALYZED
BTEX BY SW8021B		**Method:SW8021B**				Analyst: SFE
Benzene	ND		1.0	ug/L	1	17-Jul-2015 12:23
m,p-Xylene	ND		2.0	ug/L	1	17-Jul-2015 12:23
o-Xylene	ND		1.0	ug/L	1	17-Jul-2015 12:23
Toluene	ND		1.0	ug/L	1	17-Jul-2015 12:23
Ethylbenzene	ND		1.0	ug/L	1	17-Jul-2015 12:23
Xylenes, Total	ND		3.0	ug/L	1	17-Jul-2015 12:23
Surr: 4-Bromofluorobenzene	*105*		*75-129*	*%REC*	*1*	*17-Jul-2015 12:23*
Surr: Trifluorotoluene	*97.7*		*75-130*	*%REC*	*1*	*17-Jul-2015 12:23*

Note: See Qualifiers Page for a list of qualifiers and their explanation.

Client: EarthCon **ANALYTICAL REPORT**
Project: Transwestern Compressor Sta. #9 Monthly GW WorkOrder:HS15070670
Sample ID: Between GAC's Lab ID:HS15070670-03
Collection Date: 15-Jul-2015 09:15 Matrix:Water

ANALYSES	RESULT	QUAL	REPORT LIMIT	UNITS	DILUTION FACTOR	DATE ANALYZED
BTEX BY SW8021B		**Method:SW8021B**				Analyst: SFE
Benzene	ND		1.0	ug/L	1	17-Jul-2015 13:00
m,p-Xylene	ND		2.0	ug/L	1	17-Jul-2015 13:00
o-Xylene	ND		1.0	ug/L	1	17-Jul-2015 13:00
Toluene	ND		1.0	ug/L	1	17-Jul-2015 13:00
Ethylbenzene	ND		1.0	ug/L	1	17-Jul-2015 13:00
Xylenes, Total	ND		3.0	ug/L	1	17-Jul-2015 13:00
Surr: 4-Bromofluorobenzene	*108*		*75-129*	*%REC*	*1*	*17-Jul-2015 13:00*
Surr: Trifluorotoluene	*109*		*75-130*	*%REC*	*1*	*17-Jul-2015 13:00*

Note: See Qualifiers Page for a list of qualifiers and their explanation.

Client: EarthCon **ANALYTICAL REPORT**
Project: Transwestern Compressor Sta. #9 Monthly GW WorkOrder:HS15070670
Sample ID: Post Treatment Lab ID:HS15070670-04
Collection Date: 15-Jul-2015 09:05 Matrix:Water

ANALYSES	RESULT	QUAL	REPORT LIMIT	UNITS	DILUTION FACTOR	DATE ANALYZED
LOW LEVEL VOLATILES BY SW8260C		**Method:SW8260**				Analyst: PC
1,1,1,2-Tetrachloroethane	ND		1.0	ug/L	1	23-Jul-2015 12:40
1,1,1-Trichloroethane	ND		1.0	ug/L	1	23-Jul-2015 12:40
1,1,2,2-Tetrachloroethane	ND		1.0	ug/L	1	23-Jul-2015 12:40
1,1,2-Trichloroethane	ND		1.0	ug/L	1	23-Jul-2015 12:40
1,1-Dichloroethane	ND		1.0	ug/L	1	23-Jul-2015 12:40
1,1-Dichloroethene	ND		1.0	ug/L	1	23-Jul-2015 12:40
1,1-Dichloropropene	ND		1.0	ug/L	1	23-Jul-2015 12:40
1,2,3-Trichlorobenzene	ND		1.0	ug/L	1	23-Jul-2015 12:40
1,2,3-Trichloropropane	ND		1.0	ug/L	1	23-Jul-2015 12:40
1,2,4-Trichlorobenzene	ND		1.0	ug/L	1	23-Jul-2015 12:40
1,2,4-Trimethylbenzene	ND		1.0	ug/L	1	23-Jul-2015 12:40
1,2-Dibromo-3-chloropropane	ND		1.0	ug/L	1	23-Jul-2015 12:40
1,2-Dibromoethane	ND		1.0	ug/L	1	23-Jul-2015 12:40
1,2-Dichlorobenzene	ND		1.0	ug/L	1	23-Jul-2015 12:40
1,2-Dichloroethane	ND		1.0	ug/L	1	23-Jul-2015 12:40
1,2-Dichloropropane	ND		1.0	ug/L	1	23-Jul-2015 12:40
1,3,5-Trimethylbenzene	ND		1.0	ug/L	1	23-Jul-2015 12:40
1,3-Dichlorobenzene	ND		1.0	ug/L	1	23-Jul-2015 12:40
1,3-Dichloropropane	ND		1.0	ug/L	1	23-Jul-2015 12:40
1,4-Dichlorobenzene	ND		1.0	ug/L	1	23-Jul-2015 12:40
1-Methylnaphthalene	ND		1.0	ug/L	1	23-Jul-2015 12:40
2,2-Dichloropropane	ND		1.0	ug/L	1	23-Jul-2015 12:40
2-Butanone	ND		2.0	ug/L	1	23-Jul-2015 12:40
2-Chlorotoluene	ND		1.0	ug/L	1	23-Jul-2015 12:40
2-Hexanone	ND		2.0	ug/L	1	23-Jul-2015 12:40
2-Methylnaphthalene	ND	n	1.0	ug/L	1	23-Jul-2015 12:40
4-Chlorotoluene	ND		1.0	ug/L	1	23-Jul-2015 12:40
4-Isopropyltoluene	ND		1.0	ug/L	1	23-Jul-2015 12:40
4-Methyl-2-pentanone	ND		2.0	ug/L	1	23-Jul-2015 12:40
Acetone	**25**		**2.0**	**ug/L**	1	23-Jul-2015 12:40
Benzene	ND		1.0	ug/L	1	23-Jul-2015 12:40
Bromobenzene	ND		1.0	ug/L	1	23-Jul-2015 12:40
Bromodichloromethane	ND		1.0	ug/L	1	23-Jul-2015 12:40
Bromoform	ND		1.0	ug/L	1	23-Jul-2015 12:40
Bromomethane	ND		1.0	ug/L	1	23-Jul-2015 12:40
Carbon disulfide	**12**		**2.0**	**ug/L**	1	23-Jul-2015 12:40
Carbon tetrachloride	ND		1.0	ug/L	1	23-Jul-2015 12:40
Chlorobenzene	ND		1.0	ug/L	1	23-Jul-2015 12:40
Chloroethane	ND		1.0	ug/L	1	23-Jul-2015 12:40

Note: See Qualifiers Page for a list of qualifiers and their explanation.

Client: EarthCon **ANALYTICAL REPORT**
Project: Transwestern Compressor Sta. #9 Monthly GW WorkOrder:HS15070670
Sample ID: Post Treatment Lab ID:HS15070670-04
Collection Date: 15-Jul-2015 09:05 Matrix:Water

ANALYSES	RESULT	QUAL	REPORT LIMIT	UNITS	DILUTION FACTOR	DATE ANALYZED
LOW LEVEL VOLATILES BY SW8260C		**Method:SW8260**				Analyst: PC
Chloroform	ND		1.0	ug/L	1	23-Jul-2015 12:40
Chloromethane	ND		1.0	ug/L	1	23-Jul-2015 12:40
cis-1,2-Dichloroethene	ND		1.0	ug/L	1	23-Jul-2015 12:40
cis-1,3-Dichloropropene	ND		1.0	ug/L	1	23-Jul-2015 12:40
Dibromochloromethane	ND		1.0	ug/L	1	23-Jul-2015 12:40
Dibromomethane	ND		1.0	ug/L	1	23-Jul-2015 12:40
Dichlorodifluoromethane	ND		1.0	ug/L	1	23-Jul-2015 12:40
Ethylbenzene	ND		1.0	ug/L	1	23-Jul-2015 12:40
Hexachlorobutadiene	ND		1.0	ug/L	1	23-Jul-2015 12:40
Isopropylbenzene	ND		1.0	ug/L	1	23-Jul-2015 12:40
m,p-Xylene	ND		2.0	ug/L	1	23-Jul-2015 12:40
Methyl tert-butyl ether	ND		1.0	ug/L	1	23-Jul-2015 12:40
Methylene chloride	ND		2.0	ug/L	1	23-Jul-2015 12:40
Naphthalene	ND		1.0	ug/L	1	23-Jul-2015 12:40
n-Butylbenzene	ND		1.0	ug/L	1	23-Jul-2015 12:40
n-Propylbenzene	ND		1.0	ug/L	1	23-Jul-2015 12:40
o-Xylene	ND		1.0	ug/L	1	23-Jul-2015 12:40
sec-Butylbenzene	ND		1.0	ug/L	1	23-Jul-2015 12:40
Styrene	ND		1.0	ug/L	1	23-Jul-2015 12:40
tert-Butylbenzene	ND		1.0	ug/L	1	23-Jul-2015 12:40
Tetrachloroethene	ND		1.0	ug/L	1	23-Jul-2015 12:40
Toluene	ND		1.0	ug/L	1	23-Jul-2015 12:40
trans-1,2-Dichloroethene	ND		1.0	ug/L	1	23-Jul-2015 12:40
trans-1,3-Dichloropropene	ND		1.0	ug/L	1	23-Jul-2015 12:40
Trichloroethene	ND		1.0	ug/L	1	23-Jul-2015 12:40
Trichlorofluoromethane	ND		1.0	ug/L	1	23-Jul-2015 12:40
Vinyl chloride	ND		1.0	ug/L	1	23-Jul-2015 12:40
Xylenes, Total	ND		3.0	ug/L	1	23-Jul-2015 12:40
Surr: 1,2-Dichloroethane-d4	*80.5*		*71-125*	*%REC*	*1*	*23-Jul-2015 12:40*
Surr: 4-Bromofluorobenzene	*97.5*		*70-125*	*%REC*	*1*	*23-Jul-2015 12:40*
Surr: Dibromofluoromethane	*96.5*		*74-125*	*%REC*	*1*	*23-Jul-2015 12:40*
Surr: Toluene-d8	*88.1*		*75-125*	*%REC*	*1*	*23-Jul-2015 12:40*
NITRATE BY E300.0		**Method:E300**				Analyst: KHT
Bromide	**0.443**		**0.100**	**mg/L**	1	16-Jul-2015 17:06
Chloride	**395**		**10.0**	**mg/L**	20	16-Jul-2015 14:51
Fluoride	**1.44**		**0.100**	**mg/L**	1	16-Jul-2015 17:06
Nitrogen, Nitrate (As N)	ND		0.100	mg/L	1	16-Jul-2015 17:06
Nitrogen, Nitrite (As N)	ND		0.100	mg/L	1	16-Jul-2015 17:06
Sulfate	**617**		**10.0**	**mg/L**	20	16-Jul-2015 14:51

Note: See Qualifiers Page for a list of qualifiers and their explanation.

Client: EarthCon
ANALYTICAL REPORT
Project: Transwestern Compressor Sta. #9 Monthly GW WorkOrder:HS15070670
Sample ID: Post Treatment Lab ID:HS15070670-04
Collection Date: 15-Jul-2015 09:05 Matrix:Water

ANALYSES	RESULT	QUAL	REPORT LIMIT	UNITS	DILUTION FACTOR	DATE ANALYZED
DISSOLVED METALS BY E200.8		**Method:E200.8**		Prep:E200.8 / 21-Jul-2015		Analyst: JDE
Calcium	**227**		**5.00**	**mg/L**	10	22-Jul-2015 11:56
Magnesium	**95.1**		**0.500**	**mg/L**	1	22-Jul-2015 10:42
Potassium	**2.12**		**0.500**	**mg/L**	1	22-Jul-2015 10:42
Sodium	**201**		**2.00**	**mg/L**	10	22-Jul-2015 14:41
ORTHO PHOSPHATE AS P BY SM4500P E		**Method:SM4500P E**				Analyst: KHT
Phosphorus, Total Orthophosphate (As P)	ND		0.0250	mg/L	1	16-Jul-2015 16:22

Note: See Qualifiers Page for a list of qualifiers and their explanation.

Client: EarthCon **ANALYTICAL REPORT**
Project: Transwestern Compressor Sta. #9 Monthly GW WorkOrder:HS15070670
Sample ID: Trip Blank Lab ID:HS15070670-05
Collection Date: 15-Jul-2015 00:00 Matrix:Water

ANALYSES	RESULT	QUAL	REPORT LIMIT	UNITS	DILUTION FACTOR	DATE ANALYZED
LOW LEVEL VOLATILES BY SW8260C	**Method:SW8260**					Analyst: PC
1,1,1,2-Tetrachloroethane	ND		1.0	ug/L	1	23-Jul-2015 12:15
1,1,1-Trichloroethane	ND		1.0	ug/L	1	23-Jul-2015 12:15
1,1,2,2-Tetrachloroethane	ND		1.0	ug/L	1	23-Jul-2015 12:15
1,1,2-Trichloroethane	ND		1.0	ug/L	1	23-Jul-2015 12:15
1,1-Dichloroethane	ND		1.0	ug/L	1	23-Jul-2015 12:15
1,1-Dichloroethene	ND		1.0	ug/L	1	23-Jul-2015 12:15
1,1-Dichloropropene	ND		1.0	ug/L	1	23-Jul-2015 12:15
1,2,3-Trichlorobenzene	ND		1.0	ug/L	1	23-Jul-2015 12:15
1,2,3-Trichloropropane	ND		1.0	ug/L	1	23-Jul-2015 12:15
1,2,4-Trichlorobenzene	ND		1.0	ug/L	1	23-Jul-2015 12:15
1,2,4-Trimethylbenzene	ND		1.0	ug/L	1	23-Jul-2015 12:15
1,2-Dibromo-3-chloropropane	ND		1.0	ug/L	1	23-Jul-2015 12:15
1,2-Dibromoethane	ND		1.0	ug/L	1	23-Jul-2015 12:15
1,2-Dichlorobenzene	ND		1.0	ug/L	1	23-Jul-2015 12:15
1,2-Dichloroethane	ND		1.0	ug/L	1	23-Jul-2015 12:15
1,2-Dichloropropane	ND		1.0	ug/L	1	23-Jul-2015 12:15
1,3,5-Trimethylbenzene	ND		1.0	ug/L	1	23-Jul-2015 12:15
1,3-Dichlorobenzene	ND		1.0	ug/L	1	23-Jul-2015 12:15
1,3-Dichloropropane	ND		1.0	ug/L	1	23-Jul-2015 12:15
1,4-Dichlorobenzene	ND		1.0	ug/L	1	23-Jul-2015 12:15
1-Methylnaphthalene	ND		1.0	ug/L	1	23-Jul-2015 12:15
2,2-Dichloropropane	ND		1.0	ug/L	1	23-Jul-2015 12:15
2-Butanone	ND		2.0	ug/L	1	23-Jul-2015 12:15
2-Chlorotoluene	ND		1.0	ug/L	1	23-Jul-2015 12:15
2-Hexanone	ND		2.0	ug/L	1	23-Jul-2015 12:15
2-Methylnaphthalene	ND	n	1.0	ug/L	1	23-Jul-2015 12:15
4-Chlorotoluene	ND		1.0	ug/L	1	23-Jul-2015 12:15
4-Isopropyltoluene	ND		1.0	ug/L	1	23-Jul-2015 12:15
4-Methyl-2-pentanone	ND		2.0	ug/L	1	23-Jul-2015 12:15
Acetone	ND		2.0	ug/L	1	23-Jul-2015 12:15
Benzene	ND		1.0	ug/L	1	23-Jul-2015 12:15
Bromobenzene	ND		1.0	ug/L	1	23-Jul-2015 12:15
Bromodichloromethane	ND		1.0	ug/L	1	23-Jul-2015 12:15
Bromoform	ND		1.0	ug/L	1	23-Jul-2015 12:15
Bromomethane	ND		1.0	ug/L	1	23-Jul-2015 12:15
Carbon disulfide	ND		2.0	ug/L	1	23-Jul-2015 12:15
Carbon tetrachloride	ND		1.0	ug/L	1	23-Jul-2015 12:15
Chlorobenzene	ND		1.0	ug/L	1	23-Jul-2015 12:15
Chloroethane	ND		1.0	ug/L	1	23-Jul-2015 12:15

Note: See Qualifiers Page for a list of qualifiers and their explanation.

Client: EarthCon **ANALYTICAL REPORT**
Project: Transwestern Compressor Sta. #9 Monthly GW WorkOrder:HS15070670
Sample ID: Trip Blank Lab ID:HS15070670-05
Collection Date: 15-Jul-2015 00:00 Matrix:Water

ANALYSES	RESULT	QUAL	REPORT LIMIT	UNITS	DILUTION FACTOR	DATE ANALYZED
LOW LEVEL VOLATILES BY SW8260C	**Method:SW8260**					Analyst: PC
Chloroform	ND		1.0	ug/L	1	23-Jul-2015 12:15
Chloromethane	ND		1.0	ug/L	1	23-Jul-2015 12:15
cis-1,2-Dichloroethene	ND		1.0	ug/L	1	23-Jul-2015 12:15
cis-1,3-Dichloropropene	ND		1.0	ug/L	1	23-Jul-2015 12:15
Dibromochloromethane	ND		1.0	ug/L	1	23-Jul-2015 12:15
Dibromomethane	ND		1.0	ug/L	1	23-Jul-2015 12:15
Dichlorodifluoromethane	ND		1.0	ug/L	1	23-Jul-2015 12:15
Ethylbenzene	ND		1.0	ug/L	1	23-Jul-2015 12:15
Hexachlorobutadiene	ND		1.0	ug/L	1	23-Jul-2015 12:15
Isopropylbenzene	ND		1.0	ug/L	1	23-Jul-2015 12:15
m,p-Xylene	ND		2.0	ug/L	1	23-Jul-2015 12:15
Methyl tert-butyl ether	ND		1.0	ug/L	1	23-Jul-2015 12:15
Methylene chloride	ND		2.0	ug/L	1	23-Jul-2015 12:15
Naphthalene	ND		1.0	ug/L	1	23-Jul-2015 12:15
n-Butylbenzene	ND		1.0	ug/L	1	23-Jul-2015 12:15
n-Propylbenzene	ND		1.0	ug/L	1	23-Jul-2015 12:15
o-Xylene	ND		1.0	ug/L	1	23-Jul-2015 12:15
sec-Butylbenzene	ND		1.0	ug/L	1	23-Jul-2015 12:15
Styrene	ND		1.0	ug/L	1	23-Jul-2015 12:15
tert-Butylbenzene	ND		1.0	ug/L	1	23-Jul-2015 12:15
Tetrachloroethene	ND		1.0	ug/L	1	23-Jul-2015 12:15
Toluene	ND		1.0	ug/L	1	23-Jul-2015 12:15
trans-1,2-Dichloroethene	ND		1.0	ug/L	1	23-Jul-2015 12:15
trans-1,3-Dichloropropene	ND		1.0	ug/L	1	23-Jul-2015 12:15
Trichloroethene	ND		1.0	ug/L	1	23-Jul-2015 12:15
Trichlorofluoromethane	ND		1.0	ug/L	1	23-Jul-2015 12:15
Vinyl chloride	ND		1.0	ug/L	1	23-Jul-2015 12:15
Xylenes, Total	ND		3.0	ug/L	1	23-Jul-2015 12:15
Surr: 1,2-Dichloroethane-d4	*81.3*		*71-125*	*%REC*	*1*	*23-Jul-2015 12:15*
Surr: 4-Bromofluorobenzene	*96.5*		*70-125*	*%REC*	*1*	*23-Jul-2015 12:15*
Surr: Dibromofluoromethane	*97.5*		*74-125*	*%REC*	*1*	*23-Jul-2015 12:15*
Surr: Toluene-d8	*88.8*		*75-125*	*%REC*	*1*	*23-Jul-2015 12:15*

Note: See Qualifiers Page for a list of qualifiers and their explanation.

WEIGHT LOG

Client: EarthCon
Project: Transwestern Compressor Sta. #9 Monthly GW
WorkOrder: HS15070670

Batch ID: 95421 **Method:** DISSOLVED METALS BY E200.8 **Prep:** 200.8_DISSPR

SampID	Container	Sample Wt/Vol	Final Volume	Prep Factor
HS15070670-04	1	50	50	1

Client: EarthCon
Project: Transwestern Compressor Sta. #9 Monthly GW
WorkOrder: HS15070670

DATES REPORT

Sample ID	Client Samp ID	Collection Date	TCLP Date	Prep Date	Analysis Date	DF
Batch ID 95421	**Test Name :** DISSOLVED METALS BY E200.8			**Matrix:** Water		
HS15070670-04	Post Treatment	15 Jul 2015 09:05		21 Jul 2015 08:34	22 Jul 2015 14:41	10
HS15070670-04	Post Treatment	15 Jul 2015 09:05		21 Jul 2015 08:34	22 Jul 2015 11:56	10
HS15070670-04	Post Treatment	15 Jul 2015 09:05		21 Jul 2015 08:34	22 Jul 2015 10:42	1
Batch ID R258074	**Test Name :** NITRATE BY E300.0			**Matrix:** Water		
HS15070670-04	Post Treatment	15 Jul 2015 09:05			16 Jul 2015 17:06	1
HS15070670-04	Post Treatment	15 Jul 2015 09:05			16 Jul 2015 14:51	20
Batch ID R258092	**Test Name :** BTEX BY SW8021B			**Matrix:** Water		
HS15070670-01	Pre-Treatment	15 Jul 2015 09:25			17 Jul 2015 12:42	100
HS15070670-02	Post Air Stripper	15 Jul 2015 09:30			17 Jul 2015 12:23	1
HS15070670-03	Between GAC's	15 Jul 2015 09:15			17 Jul 2015 13:00	1
Batch ID R258125	**Test Name :** ORTHO PHOSPHATE AS P BY SM4500P E			**Matrix:** Water		
HS15070670-04	Post Treatment	15 Jul 2015 09:05			16 Jul 2015 16:22	1
Batch ID R258417	**Test Name :** LOW LEVEL VOLATILES BY SW8260C			**Matrix:** Water		
HS15070670-04	Post Treatment	15 Jul 2015 09:05			23 Jul 2015 12:40	1
HS15070670-05	Trip Blank	15 Jul 2015 00:00			23 Jul 2015 12:15	1

Client: EarthCon
Project: Transwestern Compressor Sta. #9 Monthly GW
WorkOrder: HS15070670

QC BATCH REPORT

Batch ID: R258092 **Instrument: BTEX1** **Method: SW8021B**

MBLK Sample ID: **BBLKW-150717** Units: **ug/L** Analysis Date: **17-Jul-2015 10:01**
Client ID: Run ID: **BTEX1_258092** SeqNo: **3358906** PrepDate: DF: **1**

Analyte	Result	PQL	SPK Val	SPK Ref Value	%REC	Control Limit	RPD Ref Value	%RPD	RPD Limit	Qual
Benzene	ND	1.0								
m,p-Xylene	ND	2.0								
o-Xylene	ND	1.0								
Toluene	ND	1.0								
Ethylbenzene	ND	1.0								
Xylenes, Total	ND	3.0								
Surr: 4-Bromofluorobenzene	*32.14*	*1.0*	*30*	*0*	*107*	*75 - 129*				
Surr: Trifluorotoluene	*30.18*	*1.0*	*30*	*0*	*101*	*75 - 130*				

LCS Sample ID: **BLCSW-150717** Units: **ug/L** Analysis Date: **17-Jul-2015 09:43**
Client ID: Run ID: **BTEX1_258092** SeqNo: **3358905** PrepDate: DF: **1**

Analyte	Result	PQL	SPK Val	SPK Ref Value	%REC	Control Limit	RPD Ref Value	%RPD	RPD Limit	Qual
Benzene	19.58	1.0	20	0	97.9	75 - 126				
m,p-Xylene	41.17	2.0	40	0	103	75 - 125				
o-Xylene	21.03	1.0	20	0	105	75 - 125				
Toluene	19.85	1.0	20	0	99.3	75 - 125				
Ethylbenzene	20.55	1.0	20	0	103	75 - 125				
Xylenes, Total	62.19	3.0	60	0	104	75 - 125				
Surr: 4-Bromofluorobenzene	*31.91*	*1.0*	*30*	*0*	*106*	*75 - 129*				
Surr: Trifluorotoluene	*29.64*	*1.0*	*30*	*0*	*98.8*	*75 - 130*				

MS Sample ID: **HS15070686-01MS** Units: **ug/L** Analysis Date: **17-Jul-2015 11:18**
Client ID: Run ID: **BTEX1_258092** SeqNo: **3358908** PrepDate: DF: **1**

Analyte	Result	PQL	SPK Val	SPK Ref Value	%REC	Control Limit	RPD Ref Value	%RPD	RPD Limit	Qual
Benzene	19.54	1.0	20	0	97.7	75 - 126				
m,p-Xylene	38.67	2.0	40	0	96.7	75 - 125				
o-Xylene	20.2	1.0	20	0	101	75 - 125				
Toluene	19.88	1.0	20	0	99.4	75 - 125				
Ethylbenzene	20	1.0	20	0	100.0	75 - 125				
Xylenes, Total	58.86	3.0	60	0	98.1	75 - 125				
Surr: 4-Bromofluorobenzene	*31.76*	*1.0*	*30*	*0*	*106*	*75 - 129*				
Surr: Trifluorotoluene	*29.82*	*1.0*	*30*	*0*	*99.4*	*75 - 130*				

Note: See Qualifiers Page for a list of qualifiers and their explanation.

Client: EarthCon
Project: Transwestern Compressor Sta. #9 Monthly GW
WorkOrder: HS15070670

QC BATCH REPORT

Batch ID: R258092 **Instrument: BTEX1** **Method: SW8021B**

MSD Sample ID: **HS15070686-01MSD** Units: **ug/L** Analysis Date: **17-Jul-2015 11:47**
Client ID: Run ID: **BTEX1_258092** SeqNo: **3358909** PrepDate: DF: **1**

Analyte	Result	PQL	SPK Val	SPK Ref Value	%REC	Control Limit	RPD Ref Value	RPD %RPD	RPD Limit	Qual
Benzene	20.09	1.0	20	0	100	75 - 126	19.54	2.81	20	
m,p-Xylene	37.19	2.0	40	0	93.0	75 - 125	38.67	3.88	20	
o-Xylene	20.8	1.0	20	0	104	75 - 125	20.2	2.93	20	
Toluene	20.09	1.0	20	0	100	75 - 125	19.88	1.08	20	
Ethylbenzene	20.49	1.0	20	0	102	76 - 125	20	2.44	20	
Xylenes, Total	57.99	3.0	60	0	96.7	75 - 125	58.86	1.49	20	
Surr: 4-Bromofluorobenzene	*32.54*	*1.0*	*30*	*0*	*108*	*75 - 129*	*31.76*	*2.44*	*20*	
Surr: Trifluorotoluene	*29.99*	*1.0*	*30*	*0*	*100.0*	*75 - 130*	*29.82*	*0.557*	*20*	

The following samples were anayzed in this batch: HS15070670-01 HS15070670-02 HS15070670-03

Note: See Qualifiers Page for a list of qualifiers and their explanation.

Client: EarthCon
Project: Transwestern Compressor Sta. #9 Monthly GW
WorkOrder: HS15070670

QC BATCH REPORT

Batch ID: 95421 **Instrument: ICPMS05** **Method: E200.8 (DISSOLVED)**

MBLK Sample ID: **MBLK-95421** Units: **ug/L** Analysis Date: **22-Jul-2015 10:37**
Client ID: Run ID: **ICPMS05_258323** SeqNo: **3363682** PrepDate: **21-Jul-2015** DF: **1**

Analyte	Result	PQL	SPK Val	SPK Ref Value	%REC	Control Limit	RPD Ref Value	%RPD	RPD Limit	Qual
Calcium	ND	500								
Magnesium	ND	500								
Potassium	ND	500								
Sodium	ND	200								

LCS Sample ID: **MLCS-95421** Units: **ug/L** Analysis Date: **22-Jul-2015 10:39**
Client ID: Run ID: **ICPMS05_258323** SeqNo: **3363683** PrepDate: **21-Jul-2015** DF: **1**

Analyte	Result	PQL	SPK Val	SPK Ref Value	%REC	Control Limit	RPD Ref Value	%RPD	RPD Limit	Qual
Calcium	4702	500	5000	0	94.0	85 - 115				
Magnesium	4715	500	5000	0	94.3	85 - 115				
Potassium	4583	500	5000	0	91.7	85 - 115				
Sodium	4708	200	5000	0	94.2	85 - 115				

MS Sample ID: **HS15070670-04MS** Units: **ug/L** Analysis Date: **22-Jul-2015 10:55**
Client ID: **Post Treatment** Run ID: **ICPMS05_258323** SeqNo: **3363689** PrepDate: **21-Jul-2015** DF: **1**

Analyte	Result	PQL	SPK Val	SPK Ref Value	%REC	Control Limit	RPD Ref Value	%RPD	RPD Limit	Qual
Calcium	233300	500	5000	226100	145	85 - 115				SEO
Magnesium	96760	500	5000	95080	33.5	85 - 115				SO
Potassium	6249	500	5000	2124	82.5	85 - 115				S

MS Sample ID: **HS15070670-04MS** Units: **ug/L** Analysis Date: **22-Jul-2015 14:48**
Client ID: **Post Treatment** Run ID: **ICPMS05_258323** SeqNo: **3364187** PrepDate: **21-Jul-2015** DF: **1**

Analyte	Result	PQL	SPK Val	SPK Ref Value	%REC	Control Limit	RPD Ref Value	%RPD	RPD Limit	Qual
Sodium	182400	200	5000	169600	257	85 - 115				SEO

Note: See Qualifiers Page for a list of qualifiers and their explanation.

Client: EarthCon
Project: Transwestern Compressor Sta. #9 Monthly GW
WorkOrder: HS15070670

QC BATCH REPORT

Batch ID: 95421 **Instrument: ICPMS05** **Method: E200.8 (DISSOLVED)**

MSD Sample ID: **HS15070670-04MSD** Units: **ug/L** Analysis Date: **22-Jul-2015 10:58**
Client ID: **Post Treatment** Run ID: **ICPMS05_258323** SeqNo: **3363690** PrepDate: **21-Jul-2015** DF: **1**

Analyte	Result	PQL	SPK Val	SPK Ref Value	%REC	Control Limit	RPD Ref Value	%RPD	RPD Limit	Qual
Calcium	238700	500	5000	226100	253	85 - 115	233300	2.3	20	SEO
Magnesium	101300	500	5000	95080	124	85 - 115	96760	4.6	20	SO
Potassium	6462	500	5000	2124	86.8	85 - 115	6249	3.35	20	

MSD Sample ID: **HS15070670-04MSD** Units: **ug/L** Analysis Date: **22-Jul-2015 14:51**
Client ID: **Post Treatment** Run ID: **ICPMS05_258323** SeqNo: **3364188** PrepDate: **21-Jul-2015** DF: **1**

Analyte	Result	PQL	SPK Val	SPK Ref Value	%REC	Control Limit	RPD Ref Value	%RPD	RPD Limit	Qual
Sodium	198500	200	5000	169600	579	85 - 115	182400	8.45	20	SEO

DUP Sample ID: **HS15070670-04DUP** Units: **ug/L** Analysis Date: **22-Jul-2015 11:58**
Client ID: **Post Treatment** Run ID: **ICPMS05_258323** SeqNo: **3363819** PrepDate: **21-Jul-2015** DF: **10**

Analyte	Result	PQL	SPK Val	SPK Ref Value	%REC	Control Limit	RPD Ref Value	%RPD	RPD Limit	Qual
Calcium	218300	5000					226700	3.76	20	

DUP Sample ID: **HS15070670-04DUP** Units: **ug/L** Analysis Date: **22-Jul-2015 10:45**
Client ID: **Post Treatment** Run ID: **ICPMS05_258323** SeqNo: **3363685** PrepDate: **21-Jul-2015** DF: **1**

Analyte	Result	PQL	SPK Val	SPK Ref Value	%REC	Control Limit	RPD Ref Value	%RPD	RPD Limit	Qual
Magnesium	97840	500					95080	2.86	20	
Potassium	2216	500					2124	4.24	20	

DUP Sample ID: **HS15070670-04DUP** Units: **ug/L** Analysis Date: **22-Jul-2015 14:43**
Client ID: **Post Treatment** Run ID: **ICPMS05_258323** SeqNo: **3364185** PrepDate: **21-Jul-2015** DF: **10**

Analyte	Result	PQL	SPK Val	SPK Ref Value	%REC	Control Limit	RPD Ref Value	%RPD	RPD Limit	Qual
Sodium	197600	2000					200700	1.58	20	

PDS Sample ID: **HS15070670-04BS** Units: **ug/L** Analysis Date: **22-Jul-2015 12:09**
Client ID: **Post Treatment** Run ID: **ICPMS05_258323** SeqNo: **3363823** PrepDate: **21-Jul-2015** DF: **10**

Analyte	Result	PQL	SPK Val	SPK Ref Value	%REC	Control Limit	RPD Ref Value	%RPD	RPD Limit	Qual
Calcium	313500	5000	100000	226700	86.8	75 - 125				

Note: See Qualifiers Page for a list of qualifiers and their explanation.

Client: EarthCon
Project: Transwestern Compressor Sta. #9 Monthly GW
WorkOrder: HS15070670

QC BATCH REPORT

Batch ID: 95421 **Instrument: ICPMS05** **Method: E200.8 (DISSOLVED)**

PDS Sample ID: **HS15070670-04BS** Units: **ug/L** Analysis Date: **22-Jul-2015 11:00**
Client ID: **Post Treatment** Run ID: **ICPMS05_258323** SeqNo: **3363691** PrepDate: **21-Jul-2015** DF: **1**

Analyte	Result	PQL	SPK Val	SPK Ref Value	%REC	Control Limit	RPD Ref Value	%RPD	RPD Limit	Qual
Magnesium	98340	500	10000	95080	32.6	75 - 125				SO
Potassium	10610	500	10000	2124	84.8	75 - 125				

PDS Sample ID: **HS15070670-04BS** Units: **ug/L** Analysis Date: **22-Jul-2015 14:54**
Client ID: **Post Treatment** Run ID: **ICPMS05_258323** SeqNo: **3364189** PrepDate: **21-Jul-2015** DF: **10**

Analyte	Result	PQL	SPK Val	SPK Ref Value	%REC	Control Limit	RPD Ref Value	%RPD	RPD Limit	Qual
Sodium	302300	2000	100000	200700	102	75 - 125				

SD Sample ID: **HS15070670-04 DIL SX** Units: **ug/L** Analysis Date: **22-Jul-2015 12:01**
Client ID: **Post Treatment** Run ID: **ICPMS05_258323** SeqNo: **3363820** PrepDate: **21-Jul-2015** DF: **50**

Analyte	Result	PQL	SPK Val	SPK Ref Value	%REC	Control Limit	RPD Ref Value	%D	%D Limit	Qual
Calcium	236700	25000					226700	4.42	10	

SD Sample ID: **HS15070670-04 DIL SX** Units: **ug/L** Analysis Date: **22-Jul-2015 10:47**
Client ID: **Post Treatment** Run ID: **ICPMS05_258323** SeqNo: **3363686** PrepDate: **21-Jul-2015** DF: **5**

Analyte	Result	PQL	SPK Val	SPK Ref Value	%REC	Control Limit	RPD Ref Value	%D	%D Limit	Qual
Magnesium	99440	2500					95080	4.58	10	
Potassium	2386	2500					2124	0	10	J

SD Sample ID: **HS15070670-04 DIL SX** Units: **ug/L** Analysis Date: **22-Jul-2015 14:46**
Client ID: **Post Treatment** Run ID: **ICPMS05_258323** SeqNo: **3364186** PrepDate: **21-Jul-2015** DF: **50**

Analyte	Result	PQL	SPK Val	SPK Ref Value	%REC	Control Limit	RPD Ref Value	%D	%D Limit	Qual
Sodium	198700	10000					200700	0.993	10	

The following samples were anayzed in this batch: HS15070670-04

Note: See Qualifiers Page for a list of qualifiers and their explanation.

Client: EarthCon
Project: Transwestern Compressor Sta. #9 Monthly GW
WorkOrder: HS15070670

QC BATCH REPORT

Batch ID: R258417 **Instrument: VOA6** **Method: SW8260**

MBLK Sample ID: **VBLKW-150723** Units: **ug/L** Analysis Date: **23-Jul-2015 11:51**
Client ID: Run ID: **VOA6_258417** SeqNo: **3365650** PrepDate: DF: **1**

Analyte	Result	PQL	SPK Val	SPK Ref Value	%REC	Control Limit	RPD Ref Value	%RPD	RPD Limit	Qual
1,1,1,2-Tetrachloroethane	ND	1.0								
1,1,1-Trichloroethane	ND	1.0								
1,1,2,2-Tetrachloroethane	ND	1.0								
1,1,2-Trichloroethane	ND	1.0								
1,1-Dichloroethane	ND	1.0								
1,1-Dichloroethene	ND	1.0								
1,1-Dichloropropene	ND	1.0								
1,2,3-Trichlorobenzene	ND	1.0								
1,2,3-Trichloropropane	ND	1.0								
1,2,4-Trichlorobenzene	ND	1.0								
1,2,4-Trimethylbenzene	ND	1.0								
1,2-Dibromo-3-chloropropane	ND	1.0								
1,2-Dibromoethane	ND	1.0								
1,2-Dichlorobenzene	ND	1.0								
1,2-Dichloroethane	ND	1.0								
1,2-Dichloropropane	ND	1.0								
1,3,5-Trimethylbenzene	ND	1.0								
1,3-Dichlorobenzene	ND	1.0								
1,3-Dichloropropane	ND	1.0								
1,4-Dichlorobenzene	ND	1.0								
1-Methylnaphthalene	ND	1.0								
2,2-Dichloropropane	ND	1.0								
2-Butanone	ND	2.0								
2-Chlorotoluene	ND	1.0								
2-Hexanone	ND	2.0								
2-Methylnaphthalene	ND	1.0								
4-Chlorotoluene	ND	1.0								
4-Isopropyltoluene	ND	1.0								
4-Methyl-2-pentanone	ND	2.0								
Acetone	ND	2.0								
Benzene	ND	1.0								
Bromobenzene	ND	1.0								
Bromodichloromethane	ND	1.0								
Bromoform	ND	1.0								

Note: See Qualifiers Page for a list of qualifiers and their explanation.

Client: EarthCon
Project: Transwestern Compressor Sta. #9 Monthly GW
WorkOrder: HS15070670

QC BATCH REPORT

Batch ID: R258417 **Instrument: VOA6** **Method: SW8260**

MBLK Sample ID: **VBLKW-150723** Units: **ug/L** Analysis Date: **23-Jul-2015 11:51**
Client ID: Run ID: **VOA6_258417** SeqNo: **3365650** PrepDate: DF: **1**

Analyte	Result	PQL	SPK Val	SPK Ref Value	%REC	Control Limit	RPD Ref Value	%RPD	RPD Limit	Qual
Bromomethane	ND	1.0								
Carbon disulfide	ND	2.0								
Carbon tetrachloride	ND	1.0								
Chlorobenzene	ND	1.0								
Chloroethane	ND	1.0								
Chloroform	ND	1.0								
Chloromethane	ND	1.0								
cis-1,2-Dichloroethene	ND	1.0								
cis-1,3-Dichloropropene	ND	1.0								
Dibromochloromethane	ND	1.0								
Dibromomethane	ND	1.0								
Dichlorodifluoromethane	ND	1.0								
Ethylbenzene	ND	1.0								
Hexachlorobutadiene	ND	1.0								
Isopropylbenzene	ND	1.0								
m,p-Xylene	ND	2.0								
Methyl tert-butyl ether	ND	1.0								
Methylene chloride	ND	2.0								
Naphthalene	ND	1.0								
n-Butylbenzene	ND	1.0								
n-Propylbenzene	ND	1.0								
o-Xylene	ND	1.0								
sec-Butylbenzene	ND	1.0								
Styrene	ND	1.0								
tert-Butylbenzene	ND	1.0								
Tetrachloroethene	ND	1.0								
Toluene	ND	1.0								
trans-1,2-Dichloroethene	ND	1.0								
trans-1,3-Dichloropropene	ND	1.0								
Trichloroethene	ND	1.0								
Trichlorofluoromethane	ND	1.0								
Vinyl chloride	ND	1.0								
Xylenes, Total	ND	3.0								
Surr: 1,2-Dichloroethane-d4	*40.06*	*1.0*	*50*	*0*	*80.1*	*71 - 125*				

Note: See Qualifiers Page for a list of qualifiers and their explanation.

Client: EarthCon
Project: Transwestern Compressor Sta. #9 Monthly GW
WorkOrder: HS15070670

QC BATCH REPORT

Batch ID: R258417 **Instrument: VOA6** **Method: SW8260**

MBLK Sample ID: **VBLKW-150723** Units: **ug/L** Analysis Date: **23-Jul-2015 11:51**
Client ID: Run ID: **VOA6_258417** SeqNo: **3365650** PrepDate: DF: **1**

Analyte	Result	PQL	SPK Val	SPK Ref Value	%REC	Control Limit	RPD Ref Value	%RPD	RPD Limit	Qual
Surr: 4-Bromofluorobenzene	*48.4*	*1.0*	*50*	*0*	*96.8*	*70 - 125*				
Surr: Dibromofluoromethane	*48.74*	*1.0*	*50*	*0*	*97.5*	*74 - 125*				
Surr: Toluene-d8	*44.7*	*1.0*	*50*	*0*	*89.4*	*75 - 125*				

Note: See Qualifiers Page for a list of qualifiers and their explanation.

Client: EarthCon
Project: Transwestern Compressor Sta. #9 Monthly GW
WorkOrder: HS15070670

QC BATCH REPORT

Batch ID: R258417 **Instrument: VOA6** **Method: SW8260**

LCS Sample ID: **VLCSW-150723** Units: **ug/L** Analysis Date: **23-Jul-2015 10:38**
Client ID: Run ID: **VOA6_258417** SeqNo: **3365649** PrepDate: DF: **1**

Analyte	Result	PQL	SPK Val	SPK Ref Value	%REC	Control Limit	RPD Ref Value	%RPD	RPD Limit	Qual
1,1,1,2-Tetrachloroethane	50.37	1.0	50	0	101	80 - 120				
1,1,1-Trichloroethane	52.42	1.0	50	0	105	75 - 130				
1,1,2,2-Tetrachloroethane	42.06	1.0	50	0	84.1	74 - 123				
1,1,2-Trichloroethane	48.1	1.0	50	0	96.2	80 - 120				
1,1-Dichloroethane	54.4	1.0	50	0	109	76 - 120				
1,1-Dichloroethene	57.38	1.0	50	0	115	75 - 130				
1,1-Dichloropropene	53.12	1.0	50	0	106	75 - 130				
1,2,3-Trichlorobenzene	57.79	1.0	50	0	116	70 - 131				
1,2,3-Trichloropropane	44.12	1.0	50	0	88.2	70 - 129				
1,2,4-Trichlorobenzene	53.23	1.0	50	0	106	75 - 126				
1,2,4-Trimethylbenzene	43.44	1.0	50	0	86.9	70 - 125				
1,2-Dibromo-3-chloropropane	50.99	1.0	50	0	102	65 - 125				
1,2-Dibromoethane	48.64	1.0	50	0	97.3	80 - 121				
1,2-Dichlorobenzene	46.28	1.0	50	0	92.6	80 - 120				
1,2-Dichloroethane	44.05	1.0	50	0	88.1	76 - 120				
1,2-Dichloropropane	57.93	1.0	50	0	116	80 - 120				
1,3,5-Trimethylbenzene	42.75	1.0	50	0	85.5	80 - 123				
1,3-Dichlorobenzene	46.23	1.0	50	0	92.5	80 - 120				
1,3-Dichloropropane	48.17	1.0	50	0	96.3	80 - 120				
1,4-Dichlorobenzene	45.52	1.0	50	0	91.0	80 - 120				
1-Methylnaphthalene	83.82	1.0	50	0	168	60 - 140				S
2,2-Dichloropropane	55.84	1.0	50	0	112	70 - 136				
2-Butanone	128.4	2.0	100	0	128	60 - 140				
2-Chlorotoluene	42.24	1.0	50	0	84.5	75 - 125				
2-Hexanone	97.1	2.0	100	0	97.1	60 - 131				
2-Methylnaphthalene	70.41	1.0	50	0	141	55 - 140				S
4-Chlorotoluene	42.23	1.0	50	0	84.5	74 - 125				
4-Isopropyltoluene	45.02	1.0	50	0	90.0	79 - 127				
4-Methyl-2-pentanone	97.89	2.0	100	0	97.9	60 - 135				
Acetone	121.6	2.0	100	0	122	60 - 140				
Benzene	57.53	1.0	50	0	115	80 - 120				
Bromobenzene	45.63	1.0	50	0	91.3	75 - 125				
Bromodichloromethane	51.93	1.0	50	0	104	75 - 125				
Bromoform	50.22	1.0	50	0	100	70 - 130				

Note: See Qualifiers Page for a list of qualifiers and their explanation.

Client: EarthCon
Project: Transwestern Compressor Sta. #9 Monthly GW
WorkOrder: HS15070670

QC BATCH REPORT

Batch ID: R258417 **Instrument: VOA6** **Method: SW8260**

LCS Sample ID: **VLCSW-150723** Units: **ug/L** Analysis Date: **23-Jul-2015 10:38**
Client ID: Run ID: **VOA6_258417** SeqNo: **3365649** PrepDate: DF: **1**

Analyte	Result	PQL	SPK Val	SPK Ref Value	%REC	Control Limit	RPD Ref Value	%RPD	RPD Limit	Qual
Bromomethane	43.13	1.0	50	0	86.3	60 - 140				
Carbon disulfide	118.8	2.0	100	0	119	70 - 130				
Carbon tetrachloride	51.36	1.0	50	0	103	75 - 125				
Chlorobenzene	49.41	1.0	50	0	98.8	80 - 120				
Chloroethane	52.32	1.0	50	0	105	70 - 130				
Chloroform	52.95	1.0	50	0	106	70 - 130				
Chloromethane	52.46	1.0	50	0	105	65 - 130				
cis-1,2-Dichloroethene	58.63	1.0	50	0	117	75 - 125				
cis-1,3-Dichloropropene	57.57	1.0	50	0	115	79 - 125				
Dibromochloromethane	49.81	1.0	50	0	99.6	70 - 130				
Dibromomethane	54.5	1.0	50	0	109	75 - 125				
Dichlorodifluoromethane	43.21	1.0	50	0	86.4	60 - 140				
Ethylbenzene	50.94	1.0	50	0	102	80 - 120				
Hexachlorobutadiene	46.61	1.0	50	0	93.2	70 - 135				
Isopropylbenzene	48.76	1.0	50	0	97.5	75 - 130				
m,p-Xylene	100.2	2.0	100	0	100	80 - 120				
Methyl tert-butyl ether	51.66	1.0	50	0	103	70 - 130				
Methylene chloride	57.94	2.0	50	0	116	65 - 133				
Naphthalene	51.79	1.0	50	0	104	65 - 135				
n-Butylbenzene	44.77	1.0	50	0	89.5	75 - 128				
n-Propylbenzene	42.75	1.0	50	0	85.5	75 - 130				
o-Xylene	50.78	1.0	50	0	102	80 - 120				
sec-Butylbenzene	42.42	1.0	50	0	84.8	70 - 125				
Styrene	51.55	1.0	50	0	103	78 - 122				
tert-Butylbenzene	43.02	1.0	50	0	86.0	70 - 130				
Tetrachloroethene	51.08	1.0	50	0	102	75 - 130				
Toluene	48.86	1.0	50	0	97.7	75 - 121				
trans-1,2-Dichloroethene	59.34	1.0	50	0	119	75 - 125				
trans-1,3-Dichloropropene	57.87	1.0	50	0	116	76 - 125				
Trichloroethene	59.1	1.0	50	0	118	71 - 125				
Trichlorofluoromethane	44.31	1.0	50	0	88.6	67 - 132				
Vinyl chloride	53.33	1.0	50	0	107	70 - 135				
Xylenes, Total	151	3.0	150	0	101	79 - 124				
Surr: 1,2-Dichloroethane-d4	*40.41*	*1.0*	*50*	*0*	*80.8*	*71 - 125*				

Note: See Qualifiers Page for a list of qualifiers and their explanation.

Client: EarthCon
Project: Transwestern Compressor Sta. #9 Monthly GW
WorkOrder: HS15070670

QC BATCH REPORT

Batch ID: R258417 **Instrument: VOA6** **Method: SW8260**

LCS Sample ID: **VLCSW-150723** Units: **ug/L** Analysis Date: **23-Jul-2015 10:38**
Client ID: Run ID: **VOA6_258417** SeqNo: **3365649** PrepDate: DF: **1**

Analyte	Result	PQL	SPK Val	SPK Ref Value	%REC	Control Limit	RPD Ref Value	%RPD	RPD Limit	Qual
Surr: 4-Bromofluorobenzene	*51.24*	*1.0*	*50*	*0*	*102*	*70 - 125*				
Surr: Dibromofluoromethane	*47.62*	*1.0*	*50*	*0*	*95.2*	*74 - 125*				
Surr: Toluene-d8	*44.16*	*1.0*	*50*	*0*	*88.3*	*75 - 125*				

Note: See Qualifiers Page for a list of qualifiers and their explanation.

Client: EarthCon
Project: Transwestern Compressor Sta. #9 Monthly GW
WorkOrder: HS15070670

QC BATCH REPORT

Batch ID: R258417 **Instrument: VOA6** **Method: SW8260**

MS Sample ID: **HS15070769-46MS** Units: **ug/L** Analysis Date: **23-Jul-2015 15:05**
Client ID: Run ID: **VOA6_258417** SeqNo: **3365933** PrepDate: DF: **1**

Analyte	Result	PQL	SPK Val	SPK Ref Value	%REC	Control Limit	RPD Ref Value	%RPD	RPD Limit	Qual
1,1,1,2-Tetrachloroethane	48.25	1.0	50	0	96.5	80 - 120				
1,1,1-Trichloroethane	49.72	1.0	50	0	99.4	75 - 130				
1,1,2,2-Tetrachloroethane	43.02	1.0	50	0	86.0	74 - 123				
1,1,2-Trichloroethane	48.59	1.0	50	0	97.2	80 - 120				
1,1-Dichloroethane	77.48	1.0	50	18.92	117	76 - 120				
1,1-Dichloroethene	56.27	1.0	50	0.7639	111	75 - 130				
1,1-Dichloropropene	49.7	1.0	50	0	99.4	75 - 130				
1,2,3-Trichlorobenzene	50.75	1.0	50	0	101	70 - 131				
1,2,3-Trichloropropane	44.34	1.0	50	0	88.7	70 - 126				
1,2,4-Trichlorobenzene	46.18	1.0	50	0	92.4	75 - 126				
1,2,4-Trimethylbenzene	38.56	1.0	50	0	77.1	70 - 125				
1,2-Dibromo-3-chloropropane	51.03	1.0	50	0	102	65 - 125				
1,2-Dibromoethane	49.66	1.0	50	0	99.3	80 - 121				
1,2-Dichlorobenzene	42.64	1.0	50	0	85.3	80 - 120				
1,2-Dichloroethane	57.8	1.0	50	8.932	97.7	76 - 120				
1,2-Dichloropropane	56.38	1.0	50	0	113	80 - 120				
1,3,5-Trimethylbenzene	38.07	1.0	50	0	76.1	80 - 123				S
1,3-Dichlorobenzene	42	1.0	50	0	84.0	80 - 120				
1,3-Dichloropropane	47.92	1.0	50	0	95.8	80 - 120				
1,4-Dichlorobenzene	41.73	1.0	50	0	83.5	80 - 120				
1-Methylnaphthalene	54.43	1.0	50	0	109	60 - 140				
2,2-Dichloropropane	53.46	1.0	50	0	107	75 - 130				
2-Butanone	133.6	2.0	100	0	134	60 - 140				
2-Chlorotoluene	37.66	1.0	50	0	75.3	75 - 125				
2-Hexanone	101.4	2.0	100	0	101	60 - 131				
2-Methylnaphthalene	53.15	1.0	50	0	106	55 - 140				
4-Chlorotoluene	38.06	1.0	50	0	76.1	74 - 125				
4-Isopropyltoluene	38.69	1.0	50	0	77.4	79 - 127				S
4-Methyl-2-pentanone	100.5	2.0	100	0	100	60 - 135				
Acetone	111.1	2.0	100	0	111	60 - 140				
Benzene	58.7	1.0	50	0.6827	116	80 - 120				
Bromobenzene	42.76	1.0	50	0	85.5	75 - 125				
Bromodichloromethane	51.78	1.0	50	0	104	75 - 125				
Bromoform	50.16	1.0	50	0	100	70 - 130				

Note: See Qualifiers Page for a list of qualifiers and their explanation.

Client: EarthCon
Project: Transwestern Compressor Sta. #9 Monthly GW
WorkOrder: HS15070670

QC BATCH REPORT

Batch ID: R258417 **Instrument: VOA6** **Method: SW8260**

MS Sample ID: **HS15070769-46MS** Units: **ug/L** Analysis Date: **23-Jul-2015 15:05**
Client ID: Run ID: **VOA6_258417** SeqNo: **3365933** PrepDate: DF: **1**

Analyte	Result	PQL	SPK Val	SPK Ref Value	%REC	Control Limit	RPD Ref Value	%RPD	RPD Limit	Qual
Bromomethane	41.57	1.0	50	0	83.1	60 - 140				
Carbon disulfide	131.7	2.0	100	0	132	70 - 130				S
Carbon tetrachloride	48.29	1.0	50	0	96.6	79 - 120				
Chlorobenzene	46.87	1.0	50	0	93.7	80 - 120				
Chloroethane	84.11	1.0	50	0	168	70 - 130				S
Chloroform	54.15	1.0	50	0	108	70 - 130				
Chloromethane	62.66	1.0	50	0	125	65 - 130				
cis-1,2-Dichloroethene	62.28	1.0	50	1.139	122	75 - 125				
cis-1,3-Dichloropropene	59.61	1.0	50	0	119	79 - 125				
Dibromochloromethane	49.16	1.0	50	0	98.3	70 - 130				
Dibromomethane	54.9	1.0	50	0	110	75 - 125				
Dichlorodifluoromethane	60.45	1.0	50	0	121	60 - 140				
Ethylbenzene	46.53	1.0	50	0	93.1	80 - 120				
Hexachlorobutadiene	34.45	1.0	50	0	68.9	70 - 135				S
Isopropylbenzene	43.19	1.0	50	0	86.4	75 - 130				
m,p-Xylene	90.49	2.0	100	0	90.5	80 - 120				
Methyl tert-butyl ether	50.68	1.0	50	0	101	70 - 130				
Methylene chloride	60.26	2.0	50	0	121	65 - 133				
Naphthalene	47.56	1.0	50	0	95.1	65 - 135				
n-Butylbenzene	37.42	1.0	50	0	74.8	75 - 128				S
n-Propylbenzene	37.16	1.0	50	0	74.3	75 - 130				S
o-Xylene	46.16	1.0	50	0	92.3	80 - 120				
sec-Butylbenzene	36.4	1.0	50	0	72.8	70 - 125				
Styrene	47.77	1.0	50	0	95.5	78 - 122				
tert-Butylbenzene	37.01	1.0	50	0	74.0	70 - 130				
Tetrachloroethene	49.26	1.0	50	0.8932	96.7	75 - 130				
Toluene	45.61	1.0	50	0	91.2	75 - 121				
trans-1,2-Dichloroethene	65.25	1.0	50	0.6008	129	75 - 125				S
trans-1,3-Dichloropropene	58.14	1.0	50	0	116	76 - 125				
Trichloroethene	60.68	1.0	50	2.115	117	71 - 125				
Trichlorofluoromethane	45	1.0	50	0	90.0	67 - 132				
Vinyl chloride	70.11	1.0	50	11.47	117	70 - 135				
Xylenes, Total	136.6	3.0	150	0	91.1	80 - 124				
Surr: 1,2-Dichloroethane-d4	*41.36*	*1.0*	*50*	*0*	*82.7*	*71 - 125*				

Note: See Qualifiers Page for a list of qualifiers and their explanation.

Client: EarthCon
Project: Transwestern Compressor Sta. #9 Monthly GW
WorkOrder: HS15070670

QC BATCH REPORT

Batch ID: R258417 **Instrument: VOA6** **Method: SW8260**

MS Sample ID: **HS15070769-46MS** Units: **ug/L** Analysis Date: **23-Jul-2015 15:05**
Client ID: Run ID: **VOA6_258417** SeqNo: **3365933** PrepDate: DF: **1**

Analyte	Result	PQL	SPK Val	SPK Ref Value	%REC	Control Limit	RPD Ref Value	%RPD	RPD Limit	Qual
Surr: 4-Bromofluorobenzene	*50.8*	*1.0*	*50*	*0*	*102*	*70 - 125*				
Surr: Dibromofluoromethane	*48.05*	*1.0*	*50*	*0*	*96.1*	*74 - 125*				
Surr: Toluene-d8	*43.58*	*1.0*	*50*	*0*	*87.2*	*75 - 125*				

Note: See Qualifiers Page for a list of qualifiers and their explanation.

Client: EarthCon
Project: Transwestern Compressor Sta. #9 Monthly GW
WorkOrder: HS15070670

QC BATCH REPORT

Batch ID: R258417 **Instrument: VOA6** **Method: SW8260**

MSD Sample ID: **HS15070769-46MSD** Units: **ug/L** Analysis Date: **23-Jul-2015 15:29**
Client ID: Run ID: **VOA6_258417** SeqNo: **3365934** PrepDate: DF: **1**

Analyte	Result	PQL	SPK Val	SPK Ref Value	%REC	Control Limit	RPD Ref Value	RPD %RPD	RPD Limit	Qual
1,1,1,2-Tetrachloroethane	50.36	1.0	50	0	101	80 - 120	48.25	4.27	20	
1,1,1-Trichloroethane	53.81	1.0	50	0	108	75 - 130	49.72	7.91	20	
1,1,2,2-Tetrachloroethane	44.97	1.0	50	0	89.9	74 - 123	43.02	4.42	20	
1,1,2-Trichloroethane	49.98	1.0	50	0	100.0	80 - 120	48.59	2.81	20	
1,1-Dichloroethane	78.9	1.0	50	18.92	120	76 - 120	77.48	1.82	20	
1,1-Dichloroethene	60.33	1.0	50	0.7639	119	75 - 130	56.27	6.97	20	
1,1-Dichloropropene	53.89	1.0	50	0	108	75 - 130	49.7	8.1	20	
1,2,3-Trichlorobenzene	56.48	1.0	50	0	113	70 - 131	50.75	10.7	20	
1,2,3-Trichloropropane	45.99	1.0	50	0	92.0	70 - 126	44.34	3.65	20	
1,2,4-Trichlorobenzene	50.63	1.0	50	0	101	75 - 126	46.18	9.2	20	
1,2,4-Trimethylbenzene	42.7	1.0	50	0	85.4	70 - 125	38.56	10.2	20	
1,2-Dibromo-3-chloropropane	55.57	1.0	50	0	111	65 - 125	51.03	8.51	20	
1,2-Dibromoethane	51.03	1.0	50	0	102	80 - 121	49.66	2.71	20	
1,2-Dichlorobenzene	46.14	1.0	50	0	92.3	80 - 120	42.64	7.89	20	
1,2-Dichloroethane	56.2	1.0	50	8.932	94.5	76 - 120	57.8	2.81	20	
1,2-Dichloropropane	57.78	1.0	50	0	116	80 - 120	56.38	2.44	20	
1,3,5-Trimethylbenzene	41.45	1.0	50	0	82.9	80 - 123	38.07	8.51	20	
1,3-Dichlorobenzene	45.44	1.0	50	0	90.9	80 - 120	42	7.86	20	
1,3-Dichloropropane	49.69	1.0	50	0	99.4	80 - 120	47.92	3.61	20	
1,4-Dichlorobenzene	45.14	1.0	50	0	90.3	80 - 120	41.73	7.85	20	
1-Methylnaphthalene	75.32	1.0	50	0	151	60 - 140	54.43	32.2	20	SR
2,2-Dichloropropane	56.29	1.0	50	0	113	75 - 130	53.46	5.16	20	
2-Butanone	139.6	2.0	100	0	140	60 - 140	133.6	4.41	20	
2-Chlorotoluene	40.84	1.0	50	0	81.7	75 - 125	37.66	8.11	20	
2-Hexanone	103.4	2.0	100	0	103	60 - 131	101.4	1.99	20	
2-Methylnaphthalene	64.85	1.0	50	0	130	55 - 140	53.15	19.8	20	
4-Chlorotoluene	41.23	1.0	50	0	82.5	74 - 125	38.06	8	20	
4-Isopropyltoluene	42.04	1.0	50	0	84.1	79 - 127	38.69	8.31	20	
4-Methyl-2-pentanone	104	2.0	100	0	104	60 - 135	100.5	3.46	20	
Acetone	110.6	2.0	100	0	111	60 - 140	111.1	0.451	20	
Benzene	58.75	1.0	50	0.6827	116	80 - 120	58.7	0.0829	20	
Bromobenzene	45.22	1.0	50	0	90.4	75 - 125	42.76	5.59	20	
Bromodichloromethane	53.03	1.0	50	0	106	75 - 125	51.78	2.39	20	
Bromoform	52.09	1.0	50	0	104	70 - 130	50.16	3.79	20	

Note: See Qualifiers Page for a list of qualifiers and their explanation.

Client: EarthCon
Project: Transwestern Compressor Sta. #9 Monthly GW
WorkOrder: HS15070670

QC BATCH REPORT

Batch ID: R258417 **Instrument: VOA6** **Method: SW8260**

MSD Sample ID: **HS15070769-46MSD** Units: **ug/L** Analysis Date: **23-Jul-2015 15:29**
Client ID: Run ID: **VOA6_258417** SeqNo: **3365934** PrepDate: DF: **1**

Analyte	Result	PQL	SPK Val	SPK Ref Value	%REC	Control Limit	RPD Ref Value	RPD %RPD	RPD Limit	Qual
Bromomethane	45.66	1.0	50	0	91.3	60 - 140	41.57	9.37	20	
Carbon disulfide	139.5	2.0	100	0	140	70 - 130	131.7	5.79	20	S
Carbon tetrachloride	52.36	1.0	50	0	105	75 - 125	48.29	8.09	20	
Chlorobenzene	49.82	1.0	50	0	99.6	80 - 120	46.87	6.11	20	
Chloroethane	85.45	1.0	50	0	171	70 - 130	84.11	1.58	20	S
Chloroform	54.76	1.0	50	0	110	70 - 130	54.15	1.12	20	
Chloromethane	63.73	1.0	50	0	127	65 - 130	62.66	1.69	20	
cis-1,2-Dichloroethene	63.5	1.0	50	1.139	125	75 - 125	62.28	1.93	20	
cis-1,3-Dichloropropene	59.06	1.0	50	0	118	79 - 125	59.61	0.94	20	
Dibromochloromethane	50.11	1.0	50	0	100	70 - 130	49.16	1.91	20	
Dibromomethane	56	1.0	50	0	112	75 - 125	54.9	1.98	20	
Dichlorodifluoromethane	66.17	1.0	50	0	132	60 - 140	60.45	9.03	20	
Ethylbenzene	49.96	1.0	50	0	99.9	80 - 120	46.53	7.1	20	
Hexachlorobutadiene	36.02	1.0	50	0	72.0	70 - 135	34.45	4.45	20	
Isopropylbenzene	48.13	1.0	50	0	96.3	75 - 130	43.19	10.8	20	
m,p-Xylene	99.13	2.0	100	0	99.1	80 - 120	90.49	9.12	20	
Methyl tert-butyl ether	51.9	1.0	50	0	104	70 - 130	50.68	2.39	20	
Methylene chloride	61.53	2.0	50	0	123	65 - 133	60.26	2.08	20	
Naphthalene	54.22	1.0	50	0	108	65 - 135	47.56	13.1	20	
n-Butylbenzene	41.21	1.0	50	0	82.4	75 - 128	37.42	9.63	20	
n-Propylbenzene	41.38	1.0	50	0	82.8	75 - 130	37.16	10.7	20	
o-Xylene	50.18	1.0	50	0	100	80 - 120	46.16	8.35	20	
sec-Butylbenzene	40.43	1.0	50	0	80.9	70 - 125	36.4	10.5	20	
Styrene	51.35	1.0	50	0	103	78 - 122	47.77	7.21	20	
tert-Butylbenzene	41.54	1.0	50	0	83.1	70 - 130	37.01	11.5	20	
Tetrachloroethene	51.97	1.0	50	0.8932	102	75 - 130	49.26	5.36	20	
Toluene	48	1.0	50	0	96.0	75 - 121	45.61	5.1	20	
trans-1,2-Dichloroethene	64.86	1.0	50	0.6008	129	75 - 125	65.25	0.608	20	S
trans-1,3-Dichloropropene	59.32	1.0	50	0	119	76 - 125	58.14	2	20	
Trichloroethene	61.45	1.0	50	2.115	119	71 - 125	60.68	1.26	20	
Trichlorofluoromethane	49.08	1.0	50	0	98.2	67 - 132	45	8.67	20	
Vinyl chloride	70.38	1.0	50	11.47	118	70 - 135	70.11	0.377	20	
Xylenes, Total	149.3	3.0	150	0	99.5	80 - 124	136.6	8.86	20	
Surr: 1,2-Dichloroethane-d4	*40.77*	*1.0*	*50*	*0*	*81.5*	*71 - 125*	*41.36*	*1.44*	*20*	

Note: See Qualifiers Page for a list of qualifiers and their explanation.

Client: EarthCon
Project: Transwestern Compressor Sta. #9 Monthly GW
WorkOrder: HS15070670

QC BATCH REPORT

Batch ID: R258417 **Instrument: VOA6** **Method: SW8260**

MSD Sample ID: **HS15070769-46MSD** Units: **ug/L** Analysis Date: **23-Jul-2015 15:29**
Client ID: Run ID: **VOA6_258417** SeqNo: **3365934** PrepDate: DF: **1**

Analyte	Result	PQL	SPK Val	SPK Ref Value	%REC	Control Limit	RPD Ref Value	RPD %RPD	RPD Limit	Qual
Surr: 4-Bromofluorobenzene	*51.2*	*1.0*	*50*	*0*	*102*	*70 - 125*	*50.8*	*0.779*	*20*	
Surr: Dibromofluoromethane	*48.41*	*1.0*	*50*	*0*	*96.8*	*74 - 125*	*48.05*	*0.735*	*20*	
Surr: Toluene-d8	*43.61*	*1.0*	*50*	*0*	*87.2*	*75 - 125*	*43.58*	*0.0668*	*20*	

The following samples were anayzed in this batch: HS15070670-04 HS15070670-05

Note: See Qualifiers Page for a list of qualifiers and their explanation.

Client: EarthCon
Project: Transwestern Compressor Sta. #9 Monthly GW
WorkOrder: HS15070670

QC BATCH REPORT

Batch ID: R258074 **Instrument: ICS2100** **Method: E300**

MBLK Sample ID: **WBLKW3-071615** Units: **mg/L** Analysis Date: **16-Jul-2015 11:43**
Client ID: Run ID: **ICS2100_258074** SeqNo: **3358457** PrepDate: DF: **1**

Analyte	Result	PQL	SPK Val	SPK Ref Value	%REC	Control Limit	RPD Ref Value	%RPD	RPD Limit	Qual
Bromide	ND	0.100								
Chloride	ND	0.500								
Fluoride	ND	0.100								
Nitrogen, Nitrate (As N)	ND	0.100								
Nitrogen, Nitrite (As N)	ND	0.100								
Sulfate	ND	0.500								

LCS Sample ID: **WLCSW3-071615** Units: **mg/L** Analysis Date: **16-Jul-2015 11:58**
Client ID: Run ID: **ICS2100_258074** SeqNo: **3358458** PrepDate: DF: **1**

Analyte	Result	PQL	SPK Val	SPK Ref Value	%REC	Control Limit	RPD Ref Value	%RPD	RPD Limit	Qual
Bromide	3.95	0.100	4	0	98.8	90 - 110				
Chloride	20.2	0.500	20	0	101	90 - 110				
Fluoride	4.192	0.100	4	0	105	90 - 110				
Nitrogen, Nitrate (As N)	3.98	0.100	4	0	99.5	90 - 110				
Nitrogen, Nitrite (As N)	4.215	0.100	4	0	105	90 - 110				
Sulfate	20	0.500	20	0	100.0	90 - 110				

LCSD Sample ID: **WLCSDW3-071615** Units: **mg/L** Analysis Date: **16-Jul-2015 12:13**
Client ID: Run ID: **ICS2100_258074** SeqNo: **3358459** PrepDate: DF: **1**

Analyte	Result	PQL	SPK Val	SPK Ref Value	%REC	Control Limit	RPD Ref Value	%RPD	RPD Limit	Qual
Bromide	4.026	0.100	4	0	101	90 - 110	3.95	1.91	20	
Chloride	20.53	0.500	20	0	103	90 - 110	20.2	1.66	20	
Fluoride	4.251	0.100	4	0	106	90 - 110	4.192	1.4	20	
Nitrogen, Nitrate (As N)	4.048	0.100	4	0	101	90 - 110	3.98	1.69	20	
Nitrogen, Nitrite (As N)	4.283	0.100	4	0	107	90 - 110	4.215	1.6	20	
Sulfate	20.28	0.500	20	0	101	90 - 110	20	1.43	20	

Note: See Qualifiers Page for a list of qualifiers and their explanation.

Client: EarthCon
Project: Transwestern Compressor Sta. #9 Monthly GW
WorkOrder: HS15070670

QC BATCH REPORT

Batch ID: R258074 **Instrument: ICS2100** **Method: E300**

MS Sample ID: **HS15070669-01MS** Units: **mg/L** Analysis Date: **16-Jul-2015 14:06**
Client ID: Run ID: **ICS2100_258074** SeqNo: **3358461** PrepDate: DF: **20**

Analyte	Result	PQL	SPK Val	SPK Ref Value	%REC	Control Limit	RPD Ref Value	%RPD	RPD Limit	Qual
Bromide	36.38	2.00	40	0	91.0	80 - 120				
Chloride	678.6	10.0	200	532	73.3	80 - 120				S
Fluoride	39.79	2.00	40	0.57	98.1	80 - 120				
Nitrogen, Nitrate (As N)	204.1	2.00	40	180.5	58.9	80 - 120				SO
Nitrogen, Nitrite (As N)	40.5	2.00	40	0.67	99.6	80 - 120				
Sulfate	630.4	10.0	200	478.7	75.8	80 - 120				S

MSD Sample ID: **HS15070669-01MSD** Units: **mg/L** Analysis Date: **16-Jul-2015 14:20**
Client ID: Run ID: **ICS2100_258074** SeqNo: **3358462** PrepDate: DF: **20**

Analyte	Result	PQL	SPK Val	SPK Ref Value	%REC	Control Limit	RPD Ref Value	%RPD	RPD Limit	Qual
Bromide	37.8	2.00	40	0	94.5	80 - 120	36.38	3.84	20	
Chloride	698.7	10.0	200	532	83.3	80 - 120	678.6	2.91	20	
Fluoride	41.49	2.00	40	0.57	102	80 - 120	39.79	4.19	20	
Nitrogen, Nitrate (As N)	210.9	2.00	40	180.5	75.8	80 - 120	204.1	3.25	20	SO
Nitrogen, Nitrite (As N)	41.9	2.00	40	0.67	103	80 - 120	40.5	3.4	20	
Sulfate	650.4	10.0	200	478.7	85.8	80 - 120	630.4	3.12	20	

The following samples were anayzed in this batch: HS15070670-04

Note: See Qualifiers Page for a list of qualifiers and their explanation.

Client: EarthCon
Project: Transwestern Compressor Sta. #9 Monthly GW
WorkOrder: HS15070670

QC BATCH REPORT

Batch ID: R258125 **Instrument: UV-2450** **Method: SM4500P E**

MBLK Sample ID: **MBLK-258125** Units: **mg/L** Analysis Date: **16-Jul-2015 16:22**
Client ID: Run ID: **UV-2450_258125** SeqNo: **3359517** PrepDate: DF: **1**

Analyte	Result	PQL	SPK Val	SPK Ref Value	%REC	Control Limit	RPD Ref Value	%RPD	RPD Limit	Qual
Phosphorus, Total Orthophosphate (As P)	ND	0.0250								

LCS Sample ID: **LCS-258125** Units: **mg/L** Analysis Date: **16-Jul-2015 16:22**
Client ID: Run ID: **UV-2450_258125** SeqNo: **3359518** PrepDate: DF: **1**

Analyte	Result	PQL	SPK Val	SPK Ref Value	%REC	Control Limit	RPD Ref Value	%RPD	RPD Limit	Qual
Phosphorus, Total Orthophosphate (As P)	0.24	0.0250	0.25	0	96.0	80 - 120				

MS Sample ID: **HS15070670-04MS** Units: **mg/L** Analysis Date: **16-Jul-2015 16:22**
Client ID: **Post Treatment** Run ID: **UV-2450_258125** SeqNo: **3359519** PrepDate: DF: **1**

Analyte	Result	PQL	SPK Val	SPK Ref Value	%REC	Control Limit	RPD Ref Value	%RPD	RPD Limit	Qual
Phosphorus, Total Orthophosphate (As P)	0.223	0.0250	0.25	0	89.2	80 - 120				

MSD Sample ID: **HS15070670-04MSD** Units: **mg/L** Analysis Date: **16-Jul-2015 16:22**
Client ID: **Post Treatment** Run ID: **UV-2450_258125** SeqNo: **3359520** PrepDate: DF: **1**

Analyte	Result	PQL	SPK Val	SPK Ref Value	%REC	Control Limit	RPD Ref Value	%RPD	RPD Limit	Qual
Phosphorus, Total Orthophosphate (As P)	0.213	0.0250	0.25	0	85.2	80 - 120	0.223	4.59	20	

The following samples were anayzed in this batch: HS15070670-04

Note: See Qualifiers Page for a list of qualifiers and their explanation.

Client: EarthCon
Project: Transwestern Compressor Sta. #9 Monthly GW
WorkOrder: **HS15070670**

QUALIFIERS, ACRONYMS, UNITS

Qualifier	Description
*	Value exceeds Regulatory Limit
a	Not accredited
B	Analyte detected in the associated Method Blank above the Reporting Limit
E	Value above quantitation range
H	Analyzed outside of Holding Time
J	Analyte detected below quantitation limit
M	Manually integrated, see raw data for justification
n	Not offered for accreditation
ND	Not Detected at the Reporting Limit
O	Sample amount is > 4 times amount spiked
P	Dual Column results percent difference > 40%
R	RPD above laboratory control limit
S	Spike Recovery outside laboratory control limits
U	Analyzed but not detected above the MDL/SDL

Acronym	Description
DCS	Detectability Check Study
DUP	Method Duplicate
LCS	Laboratory Control Sample
LCSD	Laboratory Control Sample Duplicate
MBLK	Method Blank
MDL	Method Detection Limit
MQL	Method Quantitation Limit
MS	Matrix Spike
MSD	Matrix Spike Duplicate
PDS	Post Digestion Spike
PQL	Practical Quantitaion Limit
SD	Serial Dilution
SDL	Sample Detection Limit
TRRP	Texas Risk Reduction Program

Unit Reported	Description
Date	
mg/L	Milligrams per Liter

CERTIFICATIONS,ACCREDITATIONS & LICENSES

Agency	Number	Expire Date
Arkansas	15-024-0	27-Mar-2016
California	2919	31-Jul-2016
Dept of Defense	L2231 Rev 3-20-2014	22-Dec-2015
Illinois	003622	09-May-2016
Kansas	E-10352 2014-2015	31-Jul-2015
Kentucky	KY 2015-2016	30-Apr-2016
Louisiana	03087 2015/2016	30-Jun-2016
North Carolina	624 - 2015	31-Dec-2015
Oklahoma	2014-128	31-Aug-2015
Texas	T104704231-15-15	30-Apr-2016

Client: EarthCon
Project: Transwestern Compressor Sta. #9 Monthly GW
Work Order: HS15070670

SAMPLE TRACKING

Lab Samp ID	Client Sample ID	Action	Date	Person	New Location
HS15070670-01	Pre-Treatment	Login	7/16/2015 12:34:34 PM	PMG	BTEX A1
HS15070670-02	Post Air Stripper	Login	7/16/2015 12:34:34 PM	PMG	BTEX A1
HS15070670-03	Between GAC's	Login	7/16/2015 12:34:34 PM	PMG	BTEX A1
HS15070670-04	Post Treatment	Login	7/16/2015 12:34:34 PM	PMG	4E
HS15070670-04	Post Treatment	Login	7/16/2015 12:34:34 PM	PMG	4E
HS15070670-04	Post Treatment	Login	7/16/2015 12:34:34 PM	PMG	VW-3
HS15070670-05	Trip Blank	Login	7/16/2015 12:34:34 PM	PMG	VW-3
HS15070670-04	Post Treatment	Out	7/21/2015 8:36:39 AM	AAP	METPREP
HS15070670-04	Post Treatment	Return	7/22/2015 7:41:50 AM	AAP	1D

Sample Receipt Checklist

Client Name: EarthCon - North Houston
Work Order: HS15070670
Date/Time Received: **16-Jul-2015 08:50**
Received by: **RPG**

Checklist completed by: *Paresh M. Giga* 16-Jul-2015
eSignature | Date

Reviewed by: _____
eSignature | Date

Matrices: **Water**
Carrier name: **FedEx**

Shipping container/cooler in good condition?	Yes ☑	No ☐	Not Present ☐
Custody seals intact on shipping container/cooler?	Yes ☑	No ☐	Not Present ☐
Custody seals intact on sample bottles?	Yes ☐	No ☐	Not Present ☑
Chain of custody present?	Yes ☑	No ☐	
Chain of custody signed when relinquished and received?	Yes ☑	No ☐	
Chain of custody agrees with sample labels?	Yes ☐	No ☑	
Samples in proper container/bottle?	Yes ☑	No ☐	
Sample containers intact?	Yes ☑	No ☐	
Sufficient sample volume for indicated test?	Yes ☑	No ☐	
All samples received within holding time?	Yes ☑	No ☐	
Container/Temp Blank temperature in compliance?	Yes ☑	No ☐	
Temperature(s)/Thermometer(s):	4.9c/5.2c U/C	IR4	
Cooler(s)/Kit(s):	24137		
Date/Time sample(s) sent to storage:	7/16/15 12:50		
Water - VOA vials have zero headspace?	Yes ☑	No ☐	No VOA vials submitted ☐
Water - pH acceptable upon receipt?	Yes ☑	No ☐	N/A ☐
pH adjusted?	Yes ☐	No ☑	N/A ☐
pH adjusted by:			

Login Notes: Sample Post Treatment. Received extra containers. 3 x HCL Vials and 1 x 250pneat & 1 x 500pneat. Logged in with no analysis

Client Contacted: Date Contacted: Person Contacted:

Contacted By: 0 Regarding:

Comments:

Corrective Action:

ALS Environmental

Cincinnati, OH +1 513 733 5336
Everett, WA +1 425 356 2600
Fort Collins, CO +1 970 490 1511
Holland, MI +1 616 399 6070

Chain of Custody For

Page 1 of 1

COC ID: 126308

HS15070670

EarthCon

Transwestern Compressor Sta. #9 Monthly GW

on, WV
58

ALS Project Manager:

Customer Information		Project Information			
Purchase Order		Project Name	Transwestern Compressor Sta. #9	A	Volatiles 8260 Select List
Work Order		Project Number	Monthly Groundwater	B	Bromide, Chloide, Fluoride, Nitrate, Nitrite 300.0
Company Name	EarthCon	Bill To Company	EarthCon	C	Sulfate 300.0
Send Report To	~~Gabriela Floreslove~~ S. Williams	Invoice Attn		D	O-Phosphorus
Address	14405 Walters Road Suite 700	Address	~~14405 Walters Road~~ 1880 West OAK PARKWAY ~~Suite 700~~ Bldg. 100 Suite 106	E	Dissolved Metals: Ca,Mg,K,Na 200.7 *Field Filtered
City/State/Zip	Houston	City/State/Zip	~~Houston~~ Marietta, GA 30062	F	BTEX 8021B
Phone	(281) 201-3513	Phone	~~(281) 240-5200~~ 678-569-2892	G	
Fax	SWilliams.	Fax	~~(281) 201-3510~~ 770-973-7395	H	
e-Mail Address	~~gfloreslove~~@ earthcon.com	e-Mail Address	SWilliams@EarthCon.com	I	

No.	Sample Description	Date	Time	Matrix	Pres.	# Bottles	A	B	C	D	E	F	G	H	I	J	Hold
1	Pre-Treatment	07/15/15	09:25	Water	HCL	3						X					
2	Post Air Stripper	↓	09:30	Water	HCL	3						X					
3	Between GAC's		09:15	Water	HCL	3						X					
4	Post Treatment		09:05	Water	Several	6	X	X		X	X						
5	Trip Blank			Water	HCL	2	X										
6																	
7																	
8																	
9																	
10																	

Sampler(s) Please Print & Sign: CMB Environmental

Shipment Method: FEDEX

Required Turnaround Time: (Check Box) ☐ Std 10 WK days ☒ 5 WK Days ☐ 2 WK Days ☐ 24 Hour ☐ Other

Results Due Date:

Relinquished by:	Date:	Time:	Received by:
[signature]	7/15/15	10:35	—
Relinquished by: —	Date:	Time:	Received by (Laboratory): RPG 7/16/15 08:50
Logged by (Laboratory):	Date:	Time:	Checked by (Laboratory):

Notes:

Cooler ID	Cooler Temp.
24137	U/C. 4.90 #4 EF 0.3°

QC Package: (Check One Box Below)
☒ Level 2 Std QC
☐ Level 3 Std QC/Row da
☐ Level 4 SW846/CLP
☐ Other/EDD
☐ TRRP ChkList
☐ TRRP Level 4

Preservative Key: 1-HCl 2-HNO_3 3-H_2SO_4 4-NaOH 5-$Na_2S_2O_3$ 6-$NaHSO_4$ 7-Other 8-4°C 9-5035

Note: 1. Any changes must be made in writing once samples and COC Form have been submitted to ALS Environmental.
2. Unless otherwise agreed in a formal contract, services provided by ALS Environmental are expressly limited to the terms and conditions stated on the reverse.
3. The Chain of Custody is a legal document. All information must be completed accurately.

Copyright 2011 by ALS Environmental.

After printing this label:
1. Use the 'Print' button on this page to print your label to your laser or inkjet printer.
2. Fold the printed page along the horizontal line.
3. Place label in shipping pouch and affix it to your shipment so that the barcode portion of the label can be read and scanned.

Warning: Use only the printed original label for shipping. Using a photocopy of this label for shipping purposes is fraudulent and could result in additional billing charges, along with the cancellation of your FedEx account number.
Use of this system constitutes your agreement to the service conditions in the current FedEx Service Guide, available on fedex.com.FedEx will not be responsible for any claim in excess of $100 per package, whether the result of loss, damage, delay, non-delivery,misdelivery,or misinformation, unless you declare a higher value, pay an additional charge, document your actual loss and file a timely claim.Limitations found in the current FedEx Service Guide apply. Your right to recover from FedEx for any loss, including intrinsic value of the package, loss of sales, income interest, profit, attorney's fees, costs, and other forms of damage whether direct, incidental,consequential, or special is limited to the greater of $100 or the authorized declared value. Recovery cannot exceed actual documented loss.Maximum for items of extraordinary value is $1,000, e.g. jewelry, precious metals, negotiable instruments and other items listed in our ServiceGuide. Written claims must be filed within strict time limits, see current FedEx Service Guide.



24137 07/16/15



10450 Stancliff Rd. Suite 210
Houston, TX 77099
T: +1 281 530 5656
F: +1 281 530 5887
www.alsglobal.com

November 30, 2015

JD Haines
EarthCon
14405 Walters Road
Suite 700
Houston, TX 77014

Work Order: **HS15110992**

Laboratory Results for: **Transwestern Compressor Sta. #9 Monthly GW**

Dear JD,

ALS Environmental received 5 sample(s) on Nov 21, 2015 for the analysis presented in the following report.

The analytical data provided relates directly to the samples received by ALS Environmental and for only the analyses requested. Results are expressed as "as received" unless otherwise noted.

QC sample results for this data met EPA or laboratory specifications except as noted in the Case Narrative or as noted with qualifiers in the QC batch information. Should this laboratory report need to be reproduced, it should be reproduced in full unless written approval has been obtained by ALS Environmental. Samples will be disposed in 30 days unless storage arrangements are made.

If you have any questions regarding this report, please feel free to call me.

Sincerely,

Sonia West

Generated By: Jumoke.Lawal
Sonia West
Project Manager

RIGHT SOLUTIONS | RIGHT PARTNER

Client: EarthCon
Project: Transwestern Compressor Sta. #9 Monthly GW
Work Order: HS15110992

SAMPLE SUMMARY

Lab Samp ID	Client Sample ID	Matrix	TagNo	Collection Date	Date Received	Hold
HS15110992-01	Pre-Treatment	Water		20-Nov-2015 09:40	21-Nov-2015 09:25	☐
HS15110992-02	Post Air Stripper	Water		20-Nov-2015 09:45	21-Nov-2015 09:25	☐
HS15110992-03	Between GAC's	Water		20-Nov-2015 09:50	21-Nov-2015 09:25	☐
HS15110992-04	Post Treatment	Water		20-Nov-2015 09:55	21-Nov-2015 09:25	☐
HS15110992-05	Trip Blank	Water		20-Nov-2015 00:00	21-Nov-2015 09:25	☐

RIGHT SOLUTIONS | RIGHT PARTNER

Client: EarthCon **CASE NARRATIVE**
Project: Transwestern Compressor Sta. #9 Monthly GW
Work Order: HS15110992

GC Volatiles by Method SW8021B

Batch ID: R265303

- The test results meet requirements of the current NELAP standards, state requirements or programs where applicable.

GCMS Volatiles by Method SW8260

Batch ID: R265503

Sample ID: **VSTD050**
- Trichlorofluoromethane and 1,1,2-Trichlor-1,2,2-trifluoroethane exceeded %D limits on CCV. Samples ND.

Metals by Method E200.8

Batch ID: 99259

Sample ID: **Post Treatment (HS15110992-04MS)**
- The MS and/or MSD recovery was outside of the control; however, the result in the parent sample is greater than 4x the spike amount for Calcium, Magnesium and Sodium

WetChemistry by Method SM4500P E

Batch ID: R265230

- The test results meet requirements of the current NELAP standards, state requirements or programs where applicable.

WetChemistry by Method E300

Batch ID: R265225

- The test results meet requirements of the current NELAP standards, state requirements or programs where applicable.

RIGHT SOLUTIONS | RIGHT PARTNER

Client: EarthCon **ANALYTICAL REPORT**
Project: Transwestern Compressor Sta. #9 Monthly GW WorkOrder:HS15110992
Sample ID: Pre-Treatment Lab ID:HS15110992-01
Collection Date: 20-Nov-2015 09:40 Matrix:Water

ANALYSES	RESULT	QUAL	REPORT LIMIT	UNITS	DILUTION FACTOR	DATE ANALYZED
BTEX BY SW8021B	**Method:SW8021B**					Analyst: SFE
Benzene	**2,700**		**100**	**ug/L**	100	23-Nov-2015 15:44
m,p-Xylene	**1,700**		**200**	**ug/L**	100	23-Nov-2015 15:44
o-Xylene	**580**		**100**	**ug/L**	100	23-Nov-2015 15:44
Toluene	**3,500**		**100**	**ug/L**	100	23-Nov-2015 15:44
Ethylbenzene	**160**		**100**	**ug/L**	100	23-Nov-2015 15:44
Xylenes, Total	**2,300**		**300**	**ug/L**	100	23-Nov-2015 15:44
Surr: 4-Bromofluorobenzene	*103*		*75-129*	*%REC*	*100*	*23-Nov-2015 15:44*
Surr: Trifluorotoluene	*113*		*75-130*	*%REC*	*100*	*23-Nov-2015 15:44*

Note: See Qualifiers Page for a list of qualifiers and their explanation.

RIGHT SOLUTIONS | RIGHT PARTNER

Client: EarthCon **ANALYTICAL REPORT**
Project: Transwestern Compressor Sta. #9 Monthly GW WorkOrder:HS15110992
Sample ID: Post Air Stripper Lab ID:HS15110992-02
Collection Date: 20-Nov-2015 09:45 Matrix:Water

ANALYSES	RESULT	QUAL	REPORT LIMIT	UNITS	DILUTION FACTOR	DATE ANALYZED
BTEX BY SW8021B	**Method:SW8021B**					Analyst: SFE
Benzene	**110**		**1.0**	**ug/L**	1	23-Nov-2015 13:40
m,p-Xylene	**92**		**2.0**	**ug/L**	1	23-Nov-2015 13:40
o-Xylene	**46**		**1.0**	**ug/L**	1	23-Nov-2015 13:40
Toluene	**160**		**1.0**	**ug/L**	1	23-Nov-2015 13:40
Ethylbenzene	**9.3**		**1.0**	**ug/L**	1	23-Nov-2015 13:40
Xylenes, Total	**140**		**3.0**	**ug/L**	1	23-Nov-2015 13:40
Surr: 4-Bromofluorobenzene	*114*		*75-129*	*%REC*	*1*	*23-Nov-2015 13:40*
Surr: Trifluorotoluene	*129*		*75-130*	*%REC*	*1*	*23-Nov-2015 13:40*

Note: See Qualifiers Page for a list of qualifiers and their explanation.

RIGHT SOLUTIONS | RIGHT PARTNER

Client: EarthCon **ANALYTICAL REPORT**
Project: Transwestern Compressor Sta. #9 Monthly GW WorkOrder:HS15110992
Sample ID: Between GAC's Lab ID:HS15110992-03
Collection Date: 20-Nov-2015 09:50 Matrix:Water

ANALYSES	RESULT	QUAL	REPORT LIMIT	UNITS	DILUTION FACTOR	DATE ANALYZED
BTEX BY SW8021B		**Method:SW8021B**				Analyst: SFE
Benzene	**12**		**1.0**	**ug/L**	1	23-Nov-2015 13:59
m,p-Xylene	**5.2**		**2.0**	**ug/L**	1	23-Nov-2015 13:59
o-Xylene	**2.3**		**1.0**	**ug/L**	1	23-Nov-2015 13:59
Toluene	**10.0**		**1.0**	**ug/L**	1	23-Nov-2015 13:59
Ethylbenzene	ND		1.0	ug/L	1	23-Nov-2015 13:59
Xylenes, Total	**7.5**		**3.0**	**ug/L**	1	23-Nov-2015 13:59
Surr: 4-Bromofluorobenzene	*114*		*75-129*	*%REC*	*1*	*23-Nov-2015 13:59*
Surr: Trifluorotoluene	*124*		*75-130*	*%REC*	*1*	*23-Nov-2015 13:59*

Note: See Qualifiers Page for a list of qualifiers and their explanation.

RIGHT SOLUTIONS | RIGHT PARTNER

Client: EarthCon **ANALYTICAL REPORT**
Project: Transwestern Compressor Sta. #9 Monthly GW WorkOrder:HS15110992
Sample ID: Post Treatment Lab ID:HS15110992-04
Collection Date: 20-Nov-2015 09:55 Matrix:Water

ANALYSES	RESULT	QUAL	REPORT LIMIT	UNITS	DILUTION FACTOR	DATE ANALYZED
LOW LEVEL VOLATILES BY SW8260C		**Method:SW8260**				Analyst: AKP
1,1,1,2-Tetrachloroethane	ND		1.0	ug/L	1	25-Nov-2015 17:03
1,1,1-Trichloroethane	ND		1.0	ug/L	1	25-Nov-2015 17:03
1,1,2,2-Tetrachloroethane	ND		1.0	ug/L	1	25-Nov-2015 17:03
1,1,2-Trichloroethane	ND		1.0	ug/L	1	25-Nov-2015 17:03
1,1-Dichloroethane	ND		1.0	ug/L	1	25-Nov-2015 17:03
1,1-Dichloroethene	ND		1.0	ug/L	1	25-Nov-2015 17:03
1,1-Dichloropropene	ND		1.0	ug/L	1	25-Nov-2015 17:03
1,2,3-Trichlorobenzene	ND		1.0	ug/L	1	25-Nov-2015 17:03
1,2,3-Trichloropropane	ND		1.0	ug/L	1	25-Nov-2015 17:03
1,2,4-Trichlorobenzene	ND		1.0	ug/L	1	25-Nov-2015 17:03
1,2,4-Trimethylbenzene	ND		1.0	ug/L	1	25-Nov-2015 17:03
1,2-Dibromo-3-chloropropane	ND		1.0	ug/L	1	25-Nov-2015 17:03
1,2-Dibromoethane	ND		1.0	ug/L	1	25-Nov-2015 17:03
1,2-Dichlorobenzene	ND		1.0	ug/L	1	25-Nov-2015 17:03
1,2-Dichloroethane	ND		1.0	ug/L	1	25-Nov-2015 17:03
1,2-Dichloropropane	ND		1.0	ug/L	1	25-Nov-2015 17:03
1,3,5-Trimethylbenzene	ND		1.0	ug/L	1	25-Nov-2015 17:03
1,3-Dichlorobenzene	ND		1.0	ug/L	1	25-Nov-2015 17:03
1,3-Dichloropropane	ND		1.0	ug/L	1	25-Nov-2015 17:03
1,4-Dichlorobenzene	ND		1.0	ug/L	1	25-Nov-2015 17:03
1-Methylnaphthalene	ND		1.0	ug/L	1	25-Nov-2015 17:03
2,2-Dichloropropane	ND		1.0	ug/L	1	25-Nov-2015 17:03
2-Butanone	ND		2.0	ug/L	1	25-Nov-2015 17:03
2-Chlorotoluene	ND		1.0	ug/L	1	25-Nov-2015 17:03
2-Hexanone	ND		2.0	ug/L	1	25-Nov-2015 17:03
2-Methylnaphthalene	ND	n	1.0	ug/L	1	25-Nov-2015 17:03
4-Chlorotoluene	ND		1.0	ug/L	1	25-Nov-2015 17:03
4-Isopropyltoluene	ND		1.0	ug/L	1	25-Nov-2015 17:03
4-Methyl-2-pentanone	ND		2.0	ug/L	1	25-Nov-2015 17:03
Acetone	ND		2.0	ug/L	1	25-Nov-2015 17:03
Benzene	ND		1.0	ug/L	1	25-Nov-2015 17:03
Bromobenzene	ND		1.0	ug/L	1	25-Nov-2015 17:03
Bromodichloromethane	ND		1.0	ug/L	1	25-Nov-2015 17:03
Bromoform	ND		1.0	ug/L	1	25-Nov-2015 17:03
Bromomethane	ND		1.0	ug/L	1	25-Nov-2015 17:03
Carbon disulfide	ND		2.0	ug/L	1	25-Nov-2015 17:03
Carbon tetrachloride	ND		1.0	ug/L	1	25-Nov-2015 17:03
Chlorobenzene	ND		1.0	ug/L	1	25-Nov-2015 17:03
Chloroethane	ND		1.0	ug/L	1	25-Nov-2015 17:03

Note: See Qualifiers Page for a list of qualifiers and their explanation.

RIGHT SOLUTIONS | RIGHT PARTNER

Client: EarthCon **ANALYTICAL REPORT**
Project: Transwestern Compressor Sta. #9 Monthly GW WorkOrder:HS15110992
Sample ID: Post Treatment Lab ID:HS15110992-04
Collection Date: 20-Nov-2015 09:55 Matrix:Water

ANALYSES	RESULT	QUAL	REPORT LIMIT	UNITS	DILUTION FACTOR	DATE ANALYZED
LOW LEVEL VOLATILES BY SW8260C		**Method:SW8260**				Analyst: AKP
Chloroform	ND		1.0	ug/L	1	25-Nov-2015 17:03
Chloromethane	ND		1.0	ug/L	1	25-Nov-2015 17:03
cis-1,2-Dichloroethene	ND		1.0	ug/L	1	25-Nov-2015 17:03
cis-1,3-Dichloropropene	ND		1.0	ug/L	1	25-Nov-2015 17:03
Dibromochloromethane	ND		1.0	ug/L	1	25-Nov-2015 17:03
Dibromomethane	ND		1.0	ug/L	1	25-Nov-2015 17:03
Dichlorodifluoromethane	ND		1.0	ug/L	1	25-Nov-2015 17:03
Ethylbenzene	ND		1.0	ug/L	1	25-Nov-2015 17:03
Hexachlorobutadiene	ND		1.0	ug/L	1	25-Nov-2015 17:03
Isopropylbenzene	ND		1.0	ug/L	1	25-Nov-2015 17:03
m,p-Xylene	ND		2.0	ug/L	1	25-Nov-2015 17:03
Methyl tert-butyl ether	ND		1.0	ug/L	1	25-Nov-2015 17:03
Methylene chloride	ND		2.0	ug/L	1	25-Nov-2015 17:03
Naphthalene	ND		1.0	ug/L	1	25-Nov-2015 17:03
n-Butylbenzene	ND		1.0	ug/L	1	25-Nov-2015 17:03
n-Propylbenzene	ND		1.0	ug/L	1	25-Nov-2015 17:03
o-Xylene	ND		1.0	ug/L	1	25-Nov-2015 17:03
sec-Butylbenzene	ND		1.0	ug/L	1	25-Nov-2015 17:03
Styrene	ND		1.0	ug/L	1	25-Nov-2015 17:03
tert-Butylbenzene	ND		1.0	ug/L	1	25-Nov-2015 17:03
Tetrachloroethene	ND		1.0	ug/L	1	25-Nov-2015 17:03
Toluene	ND		1.0	ug/L	1	25-Nov-2015 17:03
trans-1,2-Dichloroethene	ND		1.0	ug/L	1	25-Nov-2015 17:03
trans-1,3-Dichloropropene	ND		1.0	ug/L	1	25-Nov-2015 17:03
Trichloroethene	ND		1.0	ug/L	1	25-Nov-2015 17:03
Trichlorofluoromethane	ND		1.0	ug/L	1	25-Nov-2015 17:03
Vinyl chloride	ND		1.0	ug/L	1	25-Nov-2015 17:03
Xylenes, Total	ND		3.0	ug/L	1	25-Nov-2015 17:03
Surr: 1,2-Dichloroethane-d4	*84.8*		*71-125*	*%REC*	*1*	*25-Nov-2015 17:03*
Surr: 4-Bromofluorobenzene	*98.0*		*70-125*	*%REC*	*1*	*25-Nov-2015 17:03*
Surr: Dibromofluoromethane	*104*		*74-125*	*%REC*	*1*	*25-Nov-2015 17:03*
Surr: Toluene-d8	*98.2*		*75-125*	*%REC*	*1*	*25-Nov-2015 17:03*
ANIONS BY E300.0		**Method:E300**				Analyst: JBA
Bromide	**0.383**		**0.100**	**mg/L**	1	21-Nov-2015 20:54
Chloride	**397**		**5.00**	**mg/L**	10	21-Nov-2015 21:08
Fluoride	**5.53**		**0.100**	**mg/L**	1	21-Nov-2015 20:54
Nitrogen, Nitrate (As N)	**0.242**		**0.100**	**mg/L**	1	21-Nov-2015 20:54
Nitrogen, Nitrite (As N)	ND		0.100	mg/L	1	21-Nov-2015 20:54
Sulfate	**429**		**5.00**	**mg/L**	10	21-Nov-2015 21:08

Note: See Qualifiers Page for a list of qualifiers and their explanation.

RIGHT SOLUTIONS | RIGHT PARTNER

Client: EarthCon
ANALYTICAL REPORT
Project: Transwestern Compressor Sta. #9 Monthly GW
WorkOrder:HS15110992
Sample ID: Post Treatment
Lab ID:HS15110992-04
Collection Date: 20-Nov-2015 09:55
Matrix:Water

ANALYSES	RESULT	QUAL	REPORT LIMIT	UNITS	DILUTION FACTOR	DATE ANALYZED
DISSOLVED METALS BY E200.8		**Method:E200.8**		Prep:E200.8 / 24-Nov-2015		Analyst: JCJ
Calcium	**244**		**5.00**	**mg/L**	10	25-Nov-2015 21:51
Magnesium	**88.4**		**5.00**	**mg/L**	10	25-Nov-2015 21:51
Potassium	**1.48**		**0.500**	**mg/L**	1	25-Nov-2015 22:14
Sodium	**189**		**2.00**	**mg/L**	10	25-Nov-2015 21:51
ORTHO PHOSPHATE AS P BY SM4500P E		**Method:SM4500P E**				Analyst: JHD
Phosphorus, Total Orthophosphate (As P)	**0.111**		**0.0250**	**mg/L**	1	21-Nov-2015 14:52

Note: See Qualifiers Page for a list of qualifiers and their explanation.

RIGHT SOLUTIONS | RIGHT PARTNER

Client: EarthCon **ANALYTICAL REPORT**
Project: Transwestern Compressor Sta. #9 Monthly GW WorkOrder:HS15110992
Sample ID: Trip Blank Lab ID:HS15110992-05
Collection Date: 20-Nov-2015 00:00 Matrix:Water

ANALYSES	RESULT	QUAL	REPORT LIMIT	UNITS	DILUTION FACTOR	DATE ANALYZED
LOW LEVEL VOLATILES BY SW8260C		**Method:SW8260**				Analyst: AKP
1,1,1,2-Tetrachloroethane	ND		1.0	ug/L	1	25-Nov-2015 15:48
1,1,1-Trichloroethane	ND		1.0	ug/L	1	25-Nov-2015 15:48
1,1,2,2-Tetrachloroethane	ND		1.0	ug/L	1	25-Nov-2015 15:48
1,1,2-Trichloroethane	ND		1.0	ug/L	1	25-Nov-2015 15:48
1,1-Dichloroethane	ND		1.0	ug/L	1	25-Nov-2015 15:48
1,1-Dichloroethene	ND		1.0	ug/L	1	25-Nov-2015 15:48
1,1-Dichloropropene	ND		1.0	ug/L	1	25-Nov-2015 15:48
1,2,3-Trichlorobenzene	ND		1.0	ug/L	1	25-Nov-2015 15:48
1,2,3-Trichloropropane	ND		1.0	ug/L	1	25-Nov-2015 15:48
1,2,4-Trichlorobenzene	ND		1.0	ug/L	1	25-Nov-2015 15:48
1,2,4-Trimethylbenzene	ND		1.0	ug/L	1	25-Nov-2015 15:48
1,2-Dibromo-3-chloropropane	ND		1.0	ug/L	1	25-Nov-2015 15:48
1,2-Dibromoethane	ND		1.0	ug/L	1	25-Nov-2015 15:48
1,2-Dichlorobenzene	ND		1.0	ug/L	1	25-Nov-2015 15:48
1,2-Dichloroethane	ND		1.0	ug/L	1	25-Nov-2015 15:48
1,2-Dichloropropane	ND		1.0	ug/L	1	25-Nov-2015 15:48
1,3,5-Trimethylbenzene	ND		1.0	ug/L	1	25-Nov-2015 15:48
1,3-Dichlorobenzene	ND		1.0	ug/L	1	25-Nov-2015 15:48
1,3-Dichloropropane	ND		1.0	ug/L	1	25-Nov-2015 15:48
1,4-Dichlorobenzene	ND		1.0	ug/L	1	25-Nov-2015 15:48
1-Methylnaphthalene	ND		1.0	ug/L	1	25-Nov-2015 15:48
2,2-Dichloropropane	ND		1.0	ug/L	1	25-Nov-2015 15:48
2-Butanone	ND		2.0	ug/L	1	25-Nov-2015 15:48
2-Chlorotoluene	ND		1.0	ug/L	1	25-Nov-2015 15:48
2-Hexanone	ND		2.0	ug/L	1	25-Nov-2015 15:48
2-Methylnaphthalene	ND	n	1.0	ug/L	1	25-Nov-2015 15:48
4-Chlorotoluene	ND		1.0	ug/L	1	25-Nov-2015 15:48
4-Isopropyltoluene	ND		1.0	ug/L	1	25-Nov-2015 15:48
4-Methyl-2-pentanone	ND		2.0	ug/L	1	25-Nov-2015 15:48
Acetone	ND		2.0	ug/L	1	25-Nov-2015 15:48
Benzene	ND		1.0	ug/L	1	25-Nov-2015 15:48
Bromobenzene	ND		1.0	ug/L	1	25-Nov-2015 15:48
Bromodichloromethane	ND		1.0	ug/L	1	25-Nov-2015 15:48
Bromoform	ND		1.0	ug/L	1	25-Nov-2015 15:48
Bromomethane	ND		1.0	ug/L	1	25-Nov-2015 15:48
Carbon disulfide	ND		2.0	ug/L	1	25-Nov-2015 15:48
Carbon tetrachloride	ND		1.0	ug/L	1	25-Nov-2015 15:48
Chlorobenzene	ND		1.0	ug/L	1	25-Nov-2015 15:48
Chloroethane	ND		1.0	ug/L	1	25-Nov-2015 15:48

Note: See Qualifiers Page for a list of qualifiers and their explanation.

RIGHT SOLUTIONS | RIGHT PARTNER

Client: EarthCon **ANALYTICAL REPORT**
Project: Transwestern Compressor Sta. #9 Monthly GW WorkOrder:HS15110992
Sample ID: Trip Blank Lab ID:HS15110992-05
Collection Date: 20-Nov-2015 00:00 Matrix:Water

ANALYSES	RESULT	QUAL	REPORT LIMIT	UNITS	DILUTION FACTOR	DATE ANALYZED
LOW LEVEL VOLATILES BY SW8260C	**Method:SW8260**					Analyst: AKP
Chloroform	ND		1.0	ug/L	1	25-Nov-2015 15:48
Chloromethane	ND		1.0	ug/L	1	25-Nov-2015 15:48
cis-1,2-Dichloroethene	ND		1.0	ug/L	1	25-Nov-2015 15:48
cis-1,3-Dichloropropene	ND		1.0	ug/L	1	25-Nov-2015 15:48
Dibromochloromethane	ND		1.0	ug/L	1	25-Nov-2015 15:48
Dibromomethane	ND		1.0	ug/L	1	25-Nov-2015 15:48
Dichlorodifluoromethane	ND		1.0	ug/L	1	25-Nov-2015 15:48
Ethylbenzene	ND		1.0	ug/L	1	25-Nov-2015 15:48
Hexachlorobutadiene	ND		1.0	ug/L	1	25-Nov-2015 15:48
Isopropylbenzene	ND		1.0	ug/L	1	25-Nov-2015 15:48
m,p-Xylene	ND		2.0	ug/L	1	25-Nov-2015 15:48
Methyl tert-butyl ether	ND		1.0	ug/L	1	25-Nov-2015 15:48
Methylene chloride	ND		2.0	ug/L	1	25-Nov-2015 15:48
Naphthalene	ND		1.0	ug/L	1	25-Nov-2015 15:48
n-Butylbenzene	ND		1.0	ug/L	1	25-Nov-2015 15:48
n-Propylbenzene	ND		1.0	ug/L	1	25-Nov-2015 15:48
o-Xylene	ND		1.0	ug/L	1	25-Nov-2015 15:48
sec-Butylbenzene	ND		1.0	ug/L	1	25-Nov-2015 15:48
Styrene	ND		1.0	ug/L	1	25-Nov-2015 15:48
tert-Butylbenzene	ND		1.0	ug/L	1	25-Nov-2015 15:48
Tetrachloroethene	ND		1.0	ug/L	1	25-Nov-2015 15:48
Toluene	ND		1.0	ug/L	1	25-Nov-2015 15:48
trans-1,2-Dichloroethene	ND		1.0	ug/L	1	25-Nov-2015 15:48
trans-1,3-Dichloropropene	ND		1.0	ug/L	1	25-Nov-2015 15:48
Trichloroethene	ND		1.0	ug/L	1	25-Nov-2015 15:48
Trichlorofluoromethane	ND		1.0	ug/L	1	25-Nov-2015 15:48
Vinyl chloride	ND		1.0	ug/L	1	25-Nov-2015 15:48
Xylenes, Total	ND		3.0	ug/L	1	25-Nov-2015 15:48
Surr: 1,2-Dichloroethane-d4	*82.0*		*71-125*	*%REC*	*1*	*25-Nov-2015 15:48*
Surr: 4-Bromofluorobenzene	*96.2*		*70-125*	*%REC*	*1*	*25-Nov-2015 15:48*
Surr: Dibromofluoromethane	*103*		*74-125*	*%REC*	*1*	*25-Nov-2015 15:48*
Surr: Toluene-d8	*95.2*		*75-125*	*%REC*	*1*	*25-Nov-2015 15:48*

Note: See Qualifiers Page for a list of qualifiers and their explanation.

RIGHT SOLUTIONS | RIGHT PARTNER

WEIGHT LOG

Client: EarthCon
Project: Transwestern Compressor Sta. #9 Monthly GW
WorkOrder: HS15110992

Batch ID: 99259 **Method:** DISSOLVED METALS BY E200.8 **Prep:** 200.8_DISSPR

SampID	Container	Sample Wt/Vol	Final Volume	Prep Factor
HS15110992-04	1	50	50 (mL)	1

RIGHT SOLUTIONS | RIGHT PARTNER

Client: EarthCon
Project: Transwestern Compressor Sta. #9 Monthly GW
WorkOrder: HS15110992

DATES REPORT

Sample ID	Client Samp ID	Collection Date	TCLP Date	Prep Date	Analysis Date	DF
Batch ID 99259	**Test Name :** DISSOLVED METALS BY E200.8			**Matrix:** Water		
HS15110992-04	Post Treatment	20 Nov 2015 09:55		24 Nov 2015 09:06	25 Nov 2015 22:14	1
HS15110992-04	Post Treatment	20 Nov 2015 09:55		24 Nov 2015 09:06	25 Nov 2015 21:51	10
Batch ID R265225	**Test Name :** ANIONS BY E300.0			**Matrix:** Water		
HS15110992-04	Post Treatment	20 Nov 2015 09:55			21 Nov 2015 21:08	10
HS15110992-04	Post Treatment	20 Nov 2015 09:55			21 Nov 2015 20:54	1
Batch ID R265230	**Test Name :** ORTHO PHOSPHATE AS P BY SM4500P E			**Matrix:** Water		
HS15110992-04	Post Treatment	20 Nov 2015 09:55			21 Nov 2015 14:52	1
Batch ID R265303	**Test Name :** BTEX BY SW8021B			**Matrix:** Water		
HS15110992-01	Pre-Treatment	20 Nov 2015 09:40			23 Nov 2015 15:44	100
HS15110992-02	Post Air Stripper	20 Nov 2015 09:45			23 Nov 2015 13:40	1
HS15110992-03	Between GAC's	20 Nov 2015 09:50			23 Nov 2015 13:59	1
Batch ID R265503	**Test Name :** LOW LEVEL VOLATILES BY SW8260C			**Matrix:** Water		
HS15110992-04	Post Treatment	20 Nov 2015 09:55			25 Nov 2015 17:03	1
HS15110992-05	Trip Blank	20 Nov 2015 00:00			25 Nov 2015 15:48	1

RIGHT SOLUTIONS | RIGHT PARTNER

Client: EarthCon
Project: Transwestern Compressor Sta. #9 Monthly GW
WorkOrder: HS15110992

QC BATCH REPORT

Batch ID: R265303 **Instrument: BTEX1** **Method: SW8021B**

MBLK Sample ID: **BBLKW-151123.** Units: **ug/L** Analysis Date: **23-Nov-2015 12:58**
Client ID: Run ID: **BTEX1_265303** SeqNo: **3504727** PrepDate: DF: **1**

Analyte	Result	PQL	SPK Val	SPK Ref Value	%REC	Control Limit	RPD Ref Value	%RPD	RPD Limit	Qual
Benzene	ND	1.0								
m,p-Xylene	ND	2.0								
o-Xylene	ND	1.0								
Toluene	ND	1.0								
Ethylbenzene	ND	1.0								
Xylenes, Total	ND	3.0								
Surr: 4-Bromofluorobenzene	*30.9*	*1.0*	*30*	*0*	*103*	*75 - 129*				
Surr: Trifluorotoluene	*33.48*	*1.0*	*30*	*0*	*112*	*75 - 130*				

LCS Sample ID: **BLCSW-151123** Units: **ug/L** Analysis Date: **23-Nov-2015 12:21**
Client ID: Run ID: **BTEX1_265303** SeqNo: **3504726** PrepDate: DF: **1**

Analyte	Result	PQL	SPK Val	SPK Ref Value	%REC	Control Limit	RPD Ref Value	%RPD	RPD Limit	Qual
Benzene	20.26	1.0	20	0	101	75 - 126				
m,p-Xylene	40.75	2.0	40	0	102	75 - 125				
o-Xylene	20.26	1.0	20	0	101	75 - 125				
Toluene	20.06	1.0	20	0	100	75 - 125				
Ethylbenzene	20.36	1.0	20	0	102	75 - 125				
Xylenes, Total	61.01	3.0	60	0	102	75 - 125				
Surr: 4-Bromofluorobenzene	*32.81*	*1.0*	*30*	*0*	*109*	*75 - 129*				
Surr: Trifluorotoluene	*35.05*	*1.0*	*30*	*0*	*117*	*75 - 130*				

MS Sample ID: **HS15111003-01MS** Units: **ug/L** Analysis Date: **23-Nov-2015 14:49**
Client ID: Run ID: **BTEX1_265303** SeqNo: **3504731** PrepDate: DF: **1**

Analyte	Result	PQL	SPK Val	SPK Ref Value	%REC	Control Limit	RPD Ref Value	%RPD	RPD Limit	Qual
Benzene	20.29	1.0	20	0	101	75 - 126				
m,p-Xylene	40.06	2.0	40	0	100	75 - 125				
o-Xylene	19.99	1.0	20	0	100.0	75 - 125				
Toluene	20.16	1.0	20	0	101	75 - 125				
Ethylbenzene	20.2	1.0	20	0	101	75 - 125				
Xylenes, Total	60.05	3.0	60	0	100	75 - 125				
Surr: 4-Bromofluorobenzene	*32.01*	*1.0*	*30*	*0*	*107*	*75 - 129*				
Surr: Trifluorotoluene	*34.4*	*1.0*	*30*	*0*	*115*	*75 - 130*				

Note: See Qualifiers Page for a list of qualifiers and their explanation.

RIGHT SOLUTIONS | RIGHT PARTNER

Client: EarthCon
Project: Transwestern Compressor Sta. #9 Monthly GW
WorkOrder: HS15110992

QC BATCH REPORT

Batch ID: R265303 **Instrument: BTEX1** **Method: SW8021B**

MSD Sample ID: **HS15111003-01MSD** Units: **ug/L** Analysis Date: **23-Nov-2015 15:07**
Client ID: Run ID: **BTEX1_265303** SeqNo: **3504732** PrepDate: DF: **1**

Analyte	Result	PQL	SPK Val	SPK Ref Value	%REC	Control Limit	RPD Ref Value	RPD %RPD	RPD Limit	Qual
Benzene	20.5	1.0	20	0	102	75 - 126	20.29	1.02	20	
m,p-Xylene	40.47	2.0	40	0	101	75 - 125	40.06	1.04	20	
o-Xylene	19.71	1.0	20	0	98.6	75 - 125	19.99	1.42	20	
Toluene	20.3	1.0	20	0	102	75 - 125	20.16	0.699	20	
Ethylbenzene	20.4	1.0	20	0	102	76 - 125	20.2	0.974	20	
Xylenes, Total	60.19	3.0	60	0	100	75 - 125	60.05	0.227	20	
Surr: 4-Bromofluorobenzene	*29.85*	*1.0*	*30*	*0*	*99.5*	*75 - 129*	*32.01*	*6.98*	*20*	
Surr: Trifluorotoluene	*34.07*	*1.0*	*30*	*0*	*114*	*75 - 130*	*34.4*	*0.965*	*20*	

The following samples were anayzed in this batch: HS15110992-01 HS15110992-02 HS15110992-03

Note: See Qualifiers Page for a list of qualifiers and their explanation.

RIGHT SOLUTIONS | RIGHT PARTNER

Client: EarthCon
Project: Transwestern Compressor Sta. #9 Monthly GW
WorkOrder: HS15110992

QC BATCH REPORT

Batch ID: 99259 **Instrument: ICPMS04** **Method: E200.8 (DISSOLVED)**

MBLK Sample ID: **MBLK-99259** Units: **ug/L** Analysis Date: **25-Nov-2015 21:42**
Client ID: Run ID: **ICPMS04_265420** SeqNo: **3508860** PrepDate: **24-Nov-2015** DF: **1**

Analyte	Result	PQL	SPK Val	SPK Ref Value	%REC	Control Limit	RPD Ref Value	%RPD	RPD Limit	Qual
Calcium	ND	500								
Magnesium	ND	500								
Potassium	ND	500								
Sodium	ND	200								

LCS Sample ID: **MLCS-99259** Units: **ug/L** Analysis Date: **25-Nov-2015 21:47**
Client ID: Run ID: **ICPMS04_265420** SeqNo: **3508864** PrepDate: **24-Nov-2015** DF: **1**

Analyte	Result	PQL	SPK Val	SPK Ref Value	%REC	Control Limit	RPD Ref Value	%RPD	RPD Limit	Qual
Calcium	4558	500	5000	0	91.2	85 - 115				
Magnesium	4289	500	5000	0	85.8	85 - 115				
Potassium	4354	500	5000	0	87.1	85 - 115				
Sodium	4296	200	5000	0	85.9	85 - 115				

MS Sample ID: **HS15110992-04MS** Units: **ug/L** Analysis Date: **25-Nov-2015 22:23**
Client ID: **Post Treatment** Run ID: **ICPMS04_265420** SeqNo: **3508875** PrepDate: **24-Nov-2015** DF: **1**

Analyte	Result	PQL	SPK Val	SPK Ref Value	%REC	Control Limit	RPD Ref Value	%RPD	RPD Limit	Qual
Calcium	255000	500	5000	249200	115	85 - 115				SEO
Magnesium	91170	500	5000	85280	118	85 - 115				SO
Potassium	5890	500	5000	1485	88.1	85 - 115				
Sodium	193000	200	5000	184700	166	85 - 115				SEO

MSD Sample ID: **HS15110992-04MSD** Units: **ug/L** Analysis Date: **25-Nov-2015 22:43**
Client ID: **Post Treatment** Run ID: **ICPMS04_265420** SeqNo: **3508878** PrepDate: **24-Nov-2015** DF: **1**

Analyte	Result	PQL	SPK Val	SPK Ref Value	%REC	Control Limit	RPD Ref Value	%RPD	RPD Limit	Qual
Calcium	253600	500	5000	249200	88.8	85 - 115	255000	0.517	20	EO
Magnesium	90650	500	5000	85280	107	85 - 115	91170	0.567	20	O
Potassium	5904	500	5000	1485	88.4	85 - 115	5890	0.241	20	
Sodium	192100	200	5000	184700	147	85 - 115	193000	0.485	20	SEO

Note: See Qualifiers Page for a list of qualifiers and their explanation.

RIGHT SOLUTIONS | RIGHT PARTNER

Client: EarthCon
Project: Transwestern Compressor Sta. #9 Monthly GW
WorkOrder: HS15110992

QC BATCH REPORT

Batch ID: 99259 **Instrument: ICPMS04** **Method: E200.8 (DISSOLVED)**

PDS Sample ID: **HS15110992-04BS** Units: **ug/L** Analysis Date: **25-Nov-2015 22:00**
Client ID: **Post Treatment** Run ID: **ICPMS04_265420** SeqNo: **3508867** PrepDate: **24-Nov-2015** DF: **10**

Analyte	Result	PQL	SPK Val	SPK Ref Value	%REC	Control Limit	RPD Ref Value	%RPD	RPD Limit	Qual
Calcium	331400	5000	100000	244400	87.0	75 - 125				
Magnesium	174100	5000	100000	88370	85.7	75 - 125				
Sodium	275700	2000	100000	189200	86.5	75 - 125				

PDS Sample ID: **HS15110992-04BS** Units: **ug/L** Analysis Date: **25-Nov-2015 22:32**
Client ID: **Post Treatment** Run ID: **ICPMS04_265420** SeqNo: **3508877** PrepDate: **24-Nov-2015** DF: **1**

Analyte	Result	PQL	SPK Val	SPK Ref Value	%REC	Control Limit	RPD Ref Value	%RPD	RPD Limit	Qual
Potassium	10100	500	10000	1485	86.1	75 - 125				

SD Sample ID: **HS15110992-04 DIL SX** Units: **ug/L** Analysis Date: **25-Nov-2015 21:56**
Client ID: **Post Treatment** Run ID: **ICPMS04_265420** SeqNo: **3508866** PrepDate: **24-Nov-2015** DF: **50**

Analyte	Result	PQL	SPK Val	SPK Ref Value	%REC	Control Limit	RPD Ref Value	%D	%D Limit	Qual
Calcium	250300	25000					244400	2.43	10	
Magnesium	90820	25000					88370	2.77	10	
Sodium	194100	10000					189200	2.58	10	

SD Sample ID: **HS15110992-04 DIL SX** Units: **ug/L** Analysis Date: **25-Nov-2015 22:18**
Client ID: **Post Treatment** Run ID: **ICPMS04_265420** SeqNo: **3508874** PrepDate: **24-Nov-2015** DF: **5**

Analyte	Result	PQL	SPK Val	SPK Ref Value	%REC	Control Limit	RPD Ref Value	%D	%D Limit	Qual
Potassium	1527	2500					1485	0	10	J

The following samples were anayzed in this batch: HS15110992-04

Note: See Qualifiers Page for a list of qualifiers and their explanation.

RIGHT SOLUTIONS | RIGHT PARTNER

Client: EarthCon
Project: Transwestern Compressor Sta. #9 Monthly GW
WorkOrder: HS15110992

QC BATCH REPORT

Batch ID: R265503 **Instrument: VOA2** **Method: SW8260**

MBLK Sample ID: **VBLKW-151125** Units: **ug/L** Analysis Date: **25-Nov-2015 14:58**
Client ID: Run ID: **VOA2_265503** SeqNo: **3509595** PrepDate: DF: **1**

Analyte	Result	PQL	SPK Val	SPK Ref Value	%REC	Control Limit	RPD Ref Value	%RPD	RPD Limit	Qual
1,1,1,2-Tetrachloroethane	ND	1.0								
1,1,1-Trichloroethane	ND	1.0								
1,1,2,2-Tetrachloroethane	ND	1.0								
1,1,2-Trichloroethane	ND	1.0								
1,1-Dichloroethane	ND	1.0								
1,1-Dichloroethene	ND	1.0								
1,1-Dichloropropene	ND	1.0								
1,2,3-Trichlorobenzene	ND	1.0								
1,2,3-Trichloropropane	ND	1.0								
1,2,4-Trichlorobenzene	ND	1.0								
1,2,4-Trimethylbenzene	ND	1.0								
1,2-Dibromo-3-chloropropane	ND	1.0								
1,2-Dibromoethane	ND	1.0								
1,2-Dichlorobenzene	ND	1.0								
1,2-Dichloroethane	ND	1.0								
1,2-Dichloropropane	ND	1.0								
1,3,5-Trimethylbenzene	ND	1.0								
1,3-Dichlorobenzene	ND	1.0								
1,3-Dichloropropane	ND	1.0								
1,4-Dichlorobenzene	ND	1.0								
1-Methylnaphthalene	ND	1.0								
2,2-Dichloropropane	ND	1.0								
2-Butanone	ND	2.0								
2-Chlorotoluene	ND	1.0								
2-Hexanone	ND	2.0								
2-Methylnaphthalene	ND	1.0								
4-Chlorotoluene	ND	1.0								
4-Isopropyltoluene	ND	1.0								
4-Methyl-2-pentanone	ND	2.0								
Acetone	ND	2.0								
Benzene	ND	1.0								
Bromobenzene	ND	1.0								
Bromodichloromethane	ND	1.0								
Bromoform	ND	1.0								

Note: See Qualifiers Page for a list of qualifiers and their explanation.

RIGHT SOLUTIONS | RIGHT PARTNER

Client: EarthCon
Project: Transwestern Compressor Sta. #9 Monthly GW
WorkOrder: HS15110992

QC BATCH REPORT

Batch ID: R265503 **Instrument: VOA2** **Method: SW8260**

MBLK Sample ID: **VBLKW-151125** Units: **ug/L** Analysis Date: **25-Nov-2015 14:58**
Client ID: Run ID: **VOA2_265503** SeqNo: **3509595** PrepDate: DF: **1**

Analyte	Result	PQL	SPK Val	SPK Ref Value	%REC	Control Limit	RPD Ref Value	%RPD	RPD Limit	Qual
Bromomethane	ND	1.0								
Carbon disulfide	ND	2.0								
Carbon tetrachloride	ND	1.0								
Chlorobenzene	ND	1.0								
Chloroethane	ND	1.0								
Chloroform	ND	1.0								
Chloromethane	ND	1.0								
cis-1,2-Dichloroethene	ND	1.0								
cis-1,3-Dichloropropene	ND	1.0								
Dibromochloromethane	ND	1.0								
Dibromomethane	ND	1.0								
Dichlorodifluoromethane	ND	1.0								
Ethylbenzene	ND	1.0								
Hexachlorobutadiene	ND	1.0								
Isopropylbenzene	ND	1.0								
m,p-Xylene	ND	2.0								
Methyl tert-butyl ether	ND	1.0								
Methylene chloride	ND	2.0								
Naphthalene	ND	1.0								
n-Butylbenzene	ND	1.0								
n-Propylbenzene	ND	1.0								
o-Xylene	ND	1.0								
sec-Butylbenzene	ND	1.0								
Styrene	ND	1.0								
tert-Butylbenzene	ND	1.0								
Tetrachloroethene	ND	1.0								
Toluene	ND	1.0								
trans-1,2-Dichloroethene	ND	1.0								
trans-1,3-Dichloropropene	ND	1.0								
Trichloroethene	ND	1.0								
Trichlorofluoromethane	ND	1.0								
Vinyl chloride	ND	1.0								
Xylenes, Total	ND	3.0								
Surr: 1,2-Dichloroethane-d4	*41.97*	*1.0*	*50*	*0*	*83.9*	*71 - 125*				

Note: See Qualifiers Page for a list of qualifiers and their explanation.

RIGHT SOLUTIONS | RIGHT PARTNER

Client: EarthCon
Project: Transwestern Compressor Sta. #9 Monthly GW
WorkOrder: HS15110992

QC BATCH REPORT

Batch ID: R265503 **Instrument: VOA2** **Method: SW8260**

MBLK Sample ID: **VBLKW-151125** Units: **ug/L** Analysis Date: **25-Nov-2015 14:58**
Client ID: Run ID: **VOA2_265503** SeqNo: **3509595** PrepDate: DF: **1**

Analyte	Result	PQL	SPK Val	SPK Ref Value	%REC	Control Limit	RPD Ref Value	%RPD	RPD Limit	Qual
Surr: 4-Bromofluorobenzene	*48.03*	*1.0*	*50*	*0*	*96.1*	*70 - 125*				
Surr: Dibromofluoromethane	*52.11*	*1.0*	*50*	*0*	*104*	*74 - 125*				
Surr: Toluene-d8	*47.91*	*1.0*	*50*	*0*	*95.8*	*75 - 125*				

Note: See Qualifiers Page for a list of qualifiers and their explanation.

RIGHT SOLUTIONS | RIGHT PARTNER

Client: EarthCon
Project: Transwestern Compressor Sta. #9 Monthly GW
WorkOrder: HS15110992

QC BATCH REPORT

Batch ID: R265503 **Instrument: VOA2** **Method: SW8260**

LCS Sample ID: **VLCSW-151125** Units: **ug/L** Analysis Date: **25-Nov-2015 14:07**
Client ID: Run ID: **VOA2_265503** SeqNo: **3509594** PrepDate: DF: **1**

Analyte	Result	PQL	SPK Val	SPK Ref Value	%REC	Control Limit	RPD Ref Value	%RPD	RPD Limit	Qual
1,1,1,2-Tetrachloroethane	48.9	1.0	50	0	97.8	80 - 120				
1,1,1-Trichloroethane	56.75	1.0	50	0	114	75 - 130				
1,1,2,2-Tetrachloroethane	43.72	1.0	50	0	87.4	74 - 123				
1,1,2-Trichloroethane	47.51	1.0	50	0	95.0	80 - 120				
1,1-Dichloroethane	47.81	1.0	50	0	95.6	76 - 120				
1,1-Dichloroethene	53.96	1.0	50	0	108	75 - 130				
1,1-Dichloropropene	53.33	1.0	50	0	107	75 - 130				
1,2,3-Trichlorobenzene	58.81	1.0	50	0	118	70 - 131				
1,2,3-Trichloropropane	45.22	1.0	50	0	90.4	70 - 129				
1,2,4-Trichlorobenzene	58.62	1.0	50	0	117	75 - 126				
1,2,4-Trimethylbenzene	46	1.0	50	0	92.0	70 - 125				
1,2-Dibromo-3-chloropropane	48.38	1.0	50	0	96.8	65 - 125				
1,2-Dibromoethane	50.45	1.0	50	0	101	80 - 121				
1,2-Dichlorobenzene	49.06	1.0	50	0	98.1	80 - 120				
1,2-Dichloroethane	48.24	1.0	50	0	96.5	76 - 120				
1,2-Dichloropropane	46.29	1.0	50	0	92.6	80 - 120				
1,3,5-Trimethylbenzene	48.53	1.0	50	0	97.1	80 - 123				
1,3-Dichlorobenzene	48	1.0	50	0	96.0	80 - 120				
1,3-Dichloropropane	46.14	1.0	50	0	92.3	80 - 120				
1,4-Dichlorobenzene	48.44	1.0	50	0	96.9	80 - 120				
1-Methylnaphthalene	47.11	1.0	50	0	94.2	60 - 140				
2,2-Dichloropropane	53.98	1.0	50	0	108	70 - 136				
2-Butanone	91.6	2.0	100	0	91.6	60 - 140				
2-Chlorotoluene	45.46	1.0	50	0	90.9	75 - 125				
2-Hexanone	87.83	2.0	100	0	87.8	60 - 131				
2-Methylnaphthalene	46.35	1.0	50	0	92.7	55 - 140				
4-Chlorotoluene	45.93	1.0	50	0	91.9	74 - 125				
4-Isopropyltoluene	51.42	1.0	50	0	103	79 - 127				
4-Methyl-2-pentanone	84.61	2.0	100	0	84.6	60 - 135				
Acetone	87.63	2.0	100	0	87.6	60 - 140				
Benzene	46.93	1.0	50	0	93.9	80 - 120				
Bromobenzene	49.47	1.0	50	0	98.9	75 - 125				
Bromodichloromethane	51.74	1.0	50	0	103	75 - 125				
Bromoform	55.85	1.0	50	0	112	70 - 130				

Note: See Qualifiers Page for a list of qualifiers and their explanation.

RIGHT SOLUTIONS | RIGHT PARTNER

Client: EarthCon
Project: Transwestern Compressor Sta. #9 Monthly GW
WorkOrder: HS15110992

QC BATCH REPORT

Batch ID: R265503 **Instrument: VOA2** **Method: SW8260**

LCS Sample ID: **VLCSW-151125** Units: **ug/L** Analysis Date: **25-Nov-2015 14:07**
Client ID: Run ID: **VOA2_265503** SeqNo: **3509594** PrepDate: DF: **1**

Analyte	Result	PQL	SPK Val	SPK Ref Value	%REC	Control Limit	RPD Ref Value	%RPD	RPD Limit	Qual
Bromomethane	53.55	1.0	50	0	107	60 - 140				
Carbon disulfide	95.74	2.0	100	0	95.7	70 - 130				
Carbon tetrachloride	53.08	1.0	50	0	106	75 - 125				
Chlorobenzene	47.65	1.0	50	0	95.3	80 - 120				
Chloroethane	48.23	1.0	50	0	96.5	70 - 130				
Chloroform	49.32	1.0	50	0	98.6	70 - 130				
Chloromethane	46.05	1.0	50	0	92.1	65 - 130				
cis-1,2-Dichloroethene	46.34	1.0	50	0	92.7	75 - 125				
cis-1,3-Dichloropropene	50.81	1.0	50	0	102	79 - 125				
Dibromochloromethane	53.4	1.0	50	0	107	70 - 130				
Dibromomethane	51.03	1.0	50	0	102	75 - 125				
Dichlorodifluoromethane	52.94	1.0	50	0	106	60 - 140				
Ethylbenzene	48.68	1.0	50	0	97.4	80 - 120				
Hexachlorobutadiene	59.28	1.0	50	0	119	70 - 135				
Isopropylbenzene	50.87	1.0	50	0	102	75 - 130				
m,p-Xylene	95.62	2.0	100	0	95.6	80 - 120				
Methyl tert-butyl ether	47.67	1.0	50	0	95.3	70 - 130				
Methylene chloride	41.79	2.0	50	0	83.6	65 - 133				
Naphthalene	49.17	1.0	50	0	98.3	65 - 135				
n-Butylbenzene	50.87	1.0	50	0	102	75 - 128				
n-Propylbenzene	47.62	1.0	50	0	95.2	75 - 130				
o-Xylene	48.87	1.0	50	0	97.7	80 - 120				
sec-Butylbenzene	51.41	1.0	50	0	103	70 - 125				
Styrene	47.95	1.0	50	0	95.9	78 - 122				
tert-Butylbenzene	50.56	1.0	50	0	101	70 - 130				
Tetrachloroethene	52.07	1.0	50	0	104	75 - 130				
Toluene	45.62	1.0	50	0	91.2	75 - 121				
trans-1,2-Dichloroethene	50.24	1.0	50	0	100	75 - 125				
trans-1,3-Dichloropropene	50.81	1.0	50	0	102	76 - 125				
Trichloroethene	51.69	1.0	50	0	103	71 - 125				
Trichlorofluoromethane	59.94	1.0	50	0	120	67 - 132				
Vinyl chloride	48.23	1.0	50	0	96.5	70 - 135				
Xylenes, Total	144.5	3.0	150	0	96.3	79 - 124				
Surr: 1,2-Dichloroethane-d4	*41.51*	*1.0*	*50*	*0*	*83.0*	*71 - 125*				

Note: See Qualifiers Page for a list of qualifiers and their explanation.

RIGHT SOLUTIONS | RIGHT PARTNER

Client: EarthCon
Project: Transwestern Compressor Sta. #9 Monthly GW
WorkOrder: HS15110992

QC BATCH REPORT

Batch ID: R265503 **Instrument: VOA2** **Method: SW8260**

LCS Sample ID: **VLCSW-151125** Units: **ug/L** Analysis Date: **25-Nov-2015 14:07**
Client ID: Run ID: **VOA2_265503** SeqNo: **3509594** PrepDate: DF: **1**

Analyte	Result	PQL	SPK Val	SPK Ref Value	%REC	Control Limit	RPD Ref Value	%RPD	RPD Limit	Qual
Surr: 4-Bromofluorobenzene	*50.26*	*1.0*	*50*	*0*	*101*	*70 - 125*				
Surr: Dibromofluoromethane	*47.54*	*1.0*	*50*	*0*	*95.1*	*74 - 125*				
Surr: Toluene-d8	*47.17*	*1.0*	*50*	*0*	*94.3*	*75 - 125*				

Note: See Qualifiers Page for a list of qualifiers and their explanation.

RIGHT SOLUTIONS | RIGHT PARTNER

Client: EarthCon
Project: Transwestern Compressor Sta. #9 Monthly GW
WorkOrder: HS15110992

QC BATCH REPORT

Batch ID: R265503 **Instrument: VOA2** **Method: SW8260**

MS Sample ID: **HS15111112-05MS** Units: **ug/L** Analysis Date: **25-Nov-2015 17:53**
Client ID: Run ID: **VOA2_265503** SeqNo: **3509633** PrepDate: DF: **1**

Analyte	Result	PQL	SPK Val	SPK Ref Value	%REC	Control Limit	RPD Ref Value	%RPD	RPD Limit	Qual
1,1,1,2-Tetrachloroethane	46.85	1.0	50	0	93.7	80 - 120				
1,1,1-Trichloroethane	58.62	1.0	50	0	117	75 - 130				
1,1,2,2-Tetrachloroethane	38.71	1.0	50	0	77.4	74 - 123				
1,1,2-Trichloroethane	41.97	1.0	50	0	83.9	80 - 120				
1,1-Dichloroethane	46.92	1.0	50	0	93.8	76 - 120				
1,1-Dichloroethene	55.02	1.0	50	0	110	75 - 130				
1,1-Dichloropropene	50.08	1.0	50	0	100	75 - 130				
1,2,3-Trichlorobenzene	50.9	1.0	50	0	102	70 - 131				
1,2,3-Trichloropropane	47.13	1.0	50	0	94.3	70 - 126				
1,2,4-Trichlorobenzene	51.9	1.0	50	0	104	75 - 126				
1,2,4-Trimethylbenzene	44.32	1.0	50	0	88.6	70 - 125				
1,2-Dibromo-3-chloropropane	42.14	1.0	50	0	84.3	65 - 125				
1,2-Dibromoethane	45.45	1.0	50	0	90.9	80 - 121				
1,2-Dichlorobenzene	45.09	1.0	50	0	90.2	80 - 120				
1,2-Dichloroethane	45.55	1.0	50	0	91.1	76 - 120				
1,2-Dichloropropane	44.08	1.0	50	0	88.2	80 - 120				
1,3,5-Trimethylbenzene	46.63	1.0	50	0	93.3	80 - 123				
1,3-Dichlorobenzene	45.15	1.0	50	0	90.3	80 - 120				
1,3-Dichloropropane	41.83	1.0	50	0	83.7	80 - 120				
1,4-Dichlorobenzene	45.07	1.0	50	0	90.1	80 - 120				
1-Methylnaphthalene	41.48	1.0	50	0	83.0	60 - 140				
2,2-Dichloropropane	53.43	1.0	50	0	107	75 - 130				
2-Butanone	82.36	2.0	100	0	82.4	60 - 140				
2-Chlorotoluene	44.26	1.0	50	0	88.5	75 - 125				
2-Hexanone	74.6	2.0	100	0	74.6	60 - 131				
2-Methylnaphthalene	42.44	1.0	50	0	84.9	55 - 140				
4-Chlorotoluene	44.06	1.0	50	0	88.1	74 - 125				
4-Isopropyltoluene	49.31	1.0	50	0	98.6	79 - 127				
4-Methyl-2-pentanone	75.39	2.0	100	0	75.4	60 - 135				
Acetone	81.2	2.0	100	0	81.2	60 - 140				
Benzene	45.11	1.0	50	0	90.2	80 - 120				
Bromobenzene	45.73	1.0	50	0	91.5	75 - 125				
Bromodichloromethane	48.78	1.0	50	0	97.6	75 - 125				
Bromoform	48.85	1.0	50	0	97.7	70 - 130				

Note: See Qualifiers Page for a list of qualifiers and their explanation.

RIGHT SOLUTIONS | RIGHT PARTNER

Client: EarthCon
Project: Transwestern Compressor Sta. #9 Monthly GW
WorkOrder: HS15110992

QC BATCH REPORT

Batch ID: R265503 **Instrument: VOA2** **Method: SW8260**

MS Sample ID: **HS15111112-05MS** Units: **ug/L** Analysis Date: **25-Nov-2015 17:53**
Client ID: Run ID: **VOA2_265503** SeqNo: **3509633** PrepDate: DF: **1**

Analyte	Result	PQL	SPK Val	SPK Ref Value	%REC	Control Limit	RPD Ref Value	%RPD	RPD Limit	Qual
Bromomethane	43.17	1.0	50	0	86.3	60 - 140				
Carbon disulfide	102.3	2.0	100	0	102	70 - 130				
Carbon tetrachloride	56.2	1.0	50	0	112	79 - 120				
Chlorobenzene	44.76	1.0	50	0	89.5	80 - 120				
Chloroethane	47.39	1.0	50	0	94.8	70 - 130				
Chloroform	50.17	1.0	50	0	100	70 - 130				
Chloromethane	42.3	1.0	50	0	84.6	65 - 130				
cis-1,2-Dichloroethene	46.55	1.0	50	0	93.1	75 - 125				
cis-1,3-Dichloropropene	47.17	1.0	50	0	94.3	79 - 125				
Dibromochloromethane	49.11	1.0	50	0	98.2	70 - 130				
Dibromomethane	47.35	1.0	50	0	94.7	75 - 125				
Dichlorodifluoromethane	56.73	1.0	50	0	113	60 - 140				
Ethylbenzene	47.69	1.0	50	0	95.4	80 - 120				
Hexachlorobutadiene	52.99	1.0	50	0	106	70 - 135				
Isopropylbenzene	48.35	1.0	50	0	96.7	75 - 130				
m,p-Xylene	94.46	2.0	100	0	94.5	80 - 120				
Methyl tert-butyl ether	44.81	1.0	50	0	89.6	70 - 130				
Methylene chloride	43.76	2.0	50	0	87.5	65 - 133				
Naphthalene	45.23	1.0	50	0	90.5	65 - 135				
n-Butylbenzene	48.67	1.0	50	0	97.3	75 - 128				
n-Propylbenzene	46.31	1.0	50	0	92.6	75 - 130				
o-Xylene	46.39	1.0	50	0	92.8	80 - 120				
sec-Butylbenzene	49.15	1.0	50	0	98.3	70 - 125				
Styrene	43.3	1.0	50	0	86.6	78 - 122				
tert-Butylbenzene	47.67	1.0	50	0	95.3	70 - 130				
Tetrachloroethene	51.88	1.0	50	0	104	75 - 130				
Toluene	43.93	1.0	50	0	87.9	75 - 121				
trans-1,2-Dichloroethene	50.02	1.0	50	0	100	75 - 125				
trans-1,3-Dichloropropene	47.17	1.0	50	0	94.3	76 - 125				
Trichloroethene	49	1.0	50	0	98.0	71 - 125				
Trichlorofluoromethane	60.26	1.0	50	0	121	67 - 132				
Vinyl chloride	55.28	1.0	50	0	111	70 - 135				
Xylenes, Total	140.8	3.0	150	0	93.9	80 - 124				
Surr: 1,2-Dichloroethane-d4	*42.21*	*1.0*	*50*	*0*	*84.4*	*71 - 125*				

Note: See Qualifiers Page for a list of qualifiers and their explanation.

RIGHT SOLUTIONS | RIGHT PARTNER

Client: EarthCon
Project: Transwestern Compressor Sta. #9 Monthly GW
WorkOrder: HS15110992

QC BATCH REPORT

Batch ID: R265503 **Instrument: VOA2** **Method: SW8260**

MS Sample ID: **HS15111112-05MS** Units: **ug/L** Analysis Date: **25-Nov-2015 17:53**
Client ID: Run ID: **VOA2_265503** SeqNo: **3509633** PrepDate: DF: **1**

Analyte	Result	PQL	SPK Val	SPK Ref Value	%REC	Control Limit	RPD Ref Value	%RPD	RPD Limit	Qual
Surr: 4-Bromofluorobenzene	*48.55*	*1.0*	*50*	*0*	*97.1*	*70 - 125*				
Surr: Dibromofluoromethane	*48.91*	*1.0*	*50*	*0*	*97.8*	*74 - 125*				
Surr: Toluene-d8	*46.42*	*1.0*	*50*	*0*	*92.8*	*75 - 125*				

Note: See Qualifiers Page for a list of qualifiers and their explanation.

RIGHT SOLUTIONS | RIGHT PARTNER

Client: EarthCon
Project: Transwestern Compressor Sta. #9 Monthly GW
WorkOrder: HS15110992

QC BATCH REPORT

Batch ID: R265503 **Instrument: VOA2** **Method: SW8260**

MSD Sample ID: **HS15111112-05MSD** Units: **ug/L** Analysis Date: **25-Nov-2015 18:18**
Client ID: Run ID: **VOA2_265503** SeqNo: **3509634** PrepDate: DF: **1**

Analyte	Result	PQL	SPK Val	SPK Ref Value	%REC	Control Limit	RPD Ref Value	RPD %RPD	RPD Limit	Qual
1,1,1,2-Tetrachloroethane	46.92	1.0	50	0	93.8	80 - 120	46.85	0.15	20	
1,1,1-Trichloroethane	56.05	1.0	50	0	112	75 - 130	58.62	4.49	20	
1,1,2,2-Tetrachloroethane	39.24	1.0	50	0	78.5	74 - 123	38.71	1.34	20	
1,1,2-Trichloroethane	42.74	1.0	50	0	85.5	80 - 120	41.97	1.84	20	
1,1-Dichloroethane	46.01	1.0	50	0	92.0	76 - 120	46.92	1.96	20	
1,1-Dichloroethene	54.15	1.0	50	0	108	75 - 130	55.02	1.59	20	
1,1-Dichloropropene	50.66	1.0	50	0	101	75 - 130	50.08	1.14	20	
1,2,3-Trichlorobenzene	52.38	1.0	50	0	105	70 - 131	50.9	2.85	20	
1,2,3-Trichloropropane	44.72	1.0	50	0	89.4	70 - 126	47.13	5.24	20	
1,2,4-Trichlorobenzene	51.74	1.0	50	0	103	75 - 126	51.9	0.317	20	
1,2,4-Trimethylbenzene	42.63	1.0	50	0	85.3	70 - 125	44.32	3.89	20	
1,2-Dibromo-3-chloropropane	42.04	1.0	50	0	84.1	65 - 125	42.14	0.238	20	
1,2-Dibromoethane	46.76	1.0	50	0	93.5	80 - 121	45.45	2.84	20	
1,2-Dichlorobenzene	44.55	1.0	50	0	89.1	80 - 120	45.09	1.19	20	
1,2-Dichloroethane	46.64	1.0	50	0	93.3	76 - 120	45.55	2.38	20	
1,2-Dichloropropane	43.03	1.0	50	0	86.1	80 - 120	44.08	2.4	20	
1,3,5-Trimethylbenzene	45.34	1.0	50	0	90.7	80 - 123	46.63	2.81	20	
1,3-Dichlorobenzene	44.11	1.0	50	0	88.2	80 - 120	45.15	2.33	20	
1,3-Dichloropropane	42.57	1.0	50	0	85.1	80 - 120	41.83	1.74	20	
1,4-Dichlorobenzene	44.93	1.0	50	0	89.9	80 - 120	45.07	0.324	20	
1-Methylnaphthalene	43.15	1.0	50	0	86.3	60 - 140	41.48	3.93	20	
2,2-Dichloropropane	52.17	1.0	50	0	104	75 - 130	53.43	2.38	20	
2-Butanone	83.94	2.0	100	0	83.9	60 - 140	82.36	1.9	20	
2-Chlorotoluene	42.94	1.0	50	0	85.9	75 - 125	44.26	3.03	20	
2-Hexanone	79.96	2.0	100	0	80.0	60 - 131	74.6	6.93	20	
2-Methylnaphthalene	42.94	1.0	50	0	85.9	55 - 140	42.44	1.18	20	
4-Chlorotoluene	42.4	1.0	50	0	84.8	74 - 125	44.06	3.83	20	
4-Isopropyltoluene	48.4	1.0	50	0	96.8	79 - 127	49.31	1.86	20	
4-Methyl-2-pentanone	77.72	2.0	100	0	77.7	60 - 135	75.39	3.04	20	
Acetone	87.28	2.0	100	0	87.3	60 - 140	81.2	7.22	20	
Benzene	44.38	1.0	50	0	88.8	80 - 120	45.11	1.62	20	
Bromobenzene	44.31	1.0	50	0	88.6	75 - 125	45.73	3.17	20	
Bromodichloromethane	48.54	1.0	50	0	97.1	75 - 125	48.78	0.499	20	
Bromoform	51.26	1.0	50	0	103	70 - 130	48.85	4.81	20	

Note: See Qualifiers Page for a list of qualifiers and their explanation.

RIGHT SOLUTIONS | RIGHT PARTNER

Client: EarthCon
Project: Transwestern Compressor Sta. #9 Monthly GW
WorkOrder: HS15110992

QC BATCH REPORT

Batch ID: R265503 **Instrument: VOA2** **Method: SW8260**

MSD Sample ID: **HS15111112-05MSD** Units: **ug/L** Analysis Date: **25-Nov-2015 18:18**
Client ID: Run ID: **VOA2_265503** SeqNo: **3509634** PrepDate: DF: **1**

Analyte	Result	PQL	SPK Val	SPK Ref Value	%REC	Control Limit	RPD Ref Value	RPD %RPD	RPD Limit	Qual
Bromomethane	48.33	1.0	50	0	96.7	60 - 140	43.17	11.3	20	
Carbon disulfide	97.53	2.0	100	0	97.5	70 - 130	102.3	4.8	20	
Carbon tetrachloride	54.71	1.0	50	0	109	75 - 125	56.2	2.67	20	
Chlorobenzene	45.33	1.0	50	0	90.7	80 - 120	44.76	1.26	20	
Chloroethane	44.65	1.0	50	0	89.3	70 - 130	47.39	5.94	20	
Chloroform	48.43	1.0	50	0	96.9	70 - 130	50.17	3.53	20	
Chloromethane	39	1.0	50	0	78.0	65 - 130	42.3	8.1	20	
cis-1,2-Dichloroethene	46.03	1.0	50	0	92.1	75 - 125	46.55	1.12	20	
cis-1,3-Dichloropropene	46.96	1.0	50	0	93.9	79 - 125	47.17	0.46	20	
Dibromochloromethane	50.2	1.0	50	0	100	70 - 130	49.11	2.2	20	
Dibromomethane	48.46	1.0	50	0	96.9	75 - 125	47.35	2.32	20	
Dichlorodifluoromethane	53.33	1.0	50	0	107	60 - 140	56.73	6.17	20	
Ethylbenzene	46.79	1.0	50	0	93.6	80 - 120	47.69	1.9	20	
Hexachlorobutadiene	52.71	1.0	50	0	105	70 - 135	52.99	0.538	20	
Isopropylbenzene	48.66	1.0	50	0	97.3	75 - 130	48.35	0.642	20	
m,p-Xylene	91.47	2.0	100	0	91.5	80 - 120	94.46	3.22	20	
Methyl tert-butyl ether	44.87	1.0	50	0	89.7	70 - 130	44.81	0.131	20	
Methylene chloride	42.87	2.0	50	0	85.7	65 - 133	43.76	2.05	20	
Naphthalene	45.8	1.0	50	0	91.6	65 - 135	45.23	1.27	20	
n-Butylbenzene	48.14	1.0	50	0	96.3	75 - 128	48.67	1.11	20	
n-Propylbenzene	44.93	1.0	50	0	89.9	75 - 130	46.31	3.03	20	
o-Xylene	46.22	1.0	50	0	92.4	80 - 120	46.39	0.352	20	
sec-Butylbenzene	48.29	1.0	50	0	96.6	70 - 125	49.15	1.75	20	
Styrene	43.56	1.0	50	0	87.1	78 - 122	43.3	0.61	20	
tert-Butylbenzene	47.4	1.0	50	0	94.8	70 - 130	47.67	0.572	20	
Tetrachloroethene	52.2	1.0	50	0	104	75 - 130	51.88	0.624	20	
Toluene	43.69	1.0	50	0	87.4	75 - 121	43.93	0.553	20	
trans-1,2-Dichloroethene	48.33	1.0	50	0	96.7	75 - 125	50.02	3.43	20	
trans-1,3-Dichloropropene	46.96	1.0	50	0	93.9	76 - 125	47.17	0.46	20	
Trichloroethene	49.98	1.0	50	0	100.0	71 - 125	49	1.98	20	
Trichlorofluoromethane	60.77	1.0	50	0	122	67 - 132	60.26	0.848	20	
Vinyl chloride	52.4	1.0	50	0	105	70 - 135	55.28	5.36	20	
Xylenes, Total	137.7	3.0	150	0	91.8	80 - 124	140.8	2.26	20	
Surr: 1,2-Dichloroethane-d4	*41.92*	*1.0*	*50*	*0*	*83.8*	*71 - 125*	*42.21*	*0.701*	*20*	

Note: See Qualifiers Page for a list of qualifiers and their explanation.

RIGHT SOLUTIONS | RIGHT PARTNER

Client: EarthCon
Project: Transwestern Compressor Sta. #9 Monthly GW
WorkOrder: HS15110992

QC BATCH REPORT

Batch ID: R265503 **Instrument: VOA2** **Method: SW8260**

MSD Sample ID: **HS15111112-05MSD** Units: **ug/L** Analysis Date: **25-Nov-2015 18:18**
Client ID: Run ID: **VOA2_265503** SeqNo: **3509634** PrepDate: DF: **1**

Analyte	Result	PQL	SPK Val	SPK Ref Value	%REC	Control Limit	RPD Ref Value	RPD %RPD	RPD Limit	Qual
Surr: 4-Bromofluorobenzene	*48.6*	*1.0*	*50*	*0*	*97.2*	*70 - 125*	*48.55*	*0.116*	*20*	
Surr: Dibromofluoromethane	*48.17*	*1.0*	*50*	*0*	*96.3*	*74 - 125*	*48.91*	*1.52*	*20*	
Surr: Toluene-d8	*47.34*	*1.0*	*50*	*0*	*94.7*	*75 - 125*	*46.42*	*1.97*	*20*	

The following samples were anayzed in this batch: HS15110992-04 HS15110992-05

Note: See Qualifiers Page for a list of qualifiers and their explanation.

RIGHT SOLUTIONS | RIGHT PARTNER

Client: EarthCon
Project: Transwestern Compressor Sta. #9 Monthly GW
WorkOrder: HS15110992

QC BATCH REPORT

Batch ID: R265225 **Instrument: ICS2100** **Method: E300**

MBLK Sample ID: **WBLKW2-112115** Units: **mg/L** Analysis Date: **21-Nov-2015 18:41**
Client ID: Run ID: **ICS2100_265225** SeqNo: **3503095** PrepDate: DF: **1**

Analyte	Result	PQL	SPK Val	SPK Ref Value	%REC	Control Limit	RPD Ref Value	%RPD	RPD Limit	Qual
Bromide	ND	0.100								
Chloride	ND	0.500								
Fluoride	ND	0.100								
Nitrogen, Nitrate (As N)	ND	0.100								
Nitrogen, Nitrite (As N)	ND	0.100								
Sulfate	ND	0.500								

LCS Sample ID: **WLCSW2-112115** Units: **mg/L** Analysis Date: **21-Nov-2015 18:55**
Client ID: Run ID: **ICS2100_265225** SeqNo: **3503096** PrepDate: DF: **1**

Analyte	Result	PQL	SPK Val	SPK Ref Value	%REC	Control Limit	RPD Ref Value	%RPD	RPD Limit	Qual
Bromide	3.846	0.100	4	0	96.2	90 - 110				
Chloride	20.16	0.500	20	0	101	90 - 110				
Fluoride	4.254	0.100	4	0	106	90 - 110				
Nitrogen, Nitrate (As N)	4.074	0.100	4	0	102	90 - 110				
Nitrogen, Nitrite (As N)	4.19	0.100	4	0	105	90 - 110				
Sulfate	20.55	0.500	20	0	103	90 - 110				

LCSD Sample ID: **WLCSDW2-112115** Units: **mg/L** Analysis Date: **21-Nov-2015 19:10**
Client ID: Run ID: **ICS2100_265225** SeqNo: **3503097** PrepDate: DF: **1**

Analyte	Result	PQL	SPK Val	SPK Ref Value	%REC	Control Limit	RPD Ref Value	%RPD	RPD Limit	Qual
Bromide	3.856	0.100	4	0	96.4	90 - 110	3.846	0.26	20	
Chloride	19.86	0.500	20	0	99.3	90 - 110	20.16	1.51	20	
Fluoride	4.24	0.100	4	0	106	90 - 110	4.254	0.33	20	
Nitrogen, Nitrate (As N)	3.997	0.100	4	0	99.9	90 - 110	4.074	1.91	20	
Nitrogen, Nitrite (As N)	4.23	0.100	4	0	106	90 - 110	4.19	0.95	20	
Sulfate	20.06	0.500	20	0	100	90 - 110	20.55	2.41	20	

Note: See Qualifiers Page for a list of qualifiers and their explanation.

RIGHT SOLUTIONS | RIGHT PARTNER

Client: EarthCon
Project: Transwestern Compressor Sta. #9 Monthly GW
WorkOrder: HS15110992

QC BATCH REPORT

Batch ID: R265225 **Instrument: ICS2100** **Method: E300**

MS Sample ID: **HS15110990-01MS** Units: **mg/L** Analysis Date: **21-Nov-2015 21:37**
Client ID: Run ID: **ICS2100_265225** SeqNo: **3503104** PrepDate: DF: **1**

Analyte	Result	PQL	SPK Val	SPK Ref Value	%REC	Control Limit	RPD Ref Value	%RPD	RPD Limit	Qual
Bromide	1.828	0.100	2	0	91.4	80 - 120				
Chloride	13.26	0.500	10	2.832	104	80 - 120				
Fluoride	2.311	0.100	2	0.097	111	80 - 120				
Nitrogen, Nitrate (As N)	2	0.100	2	0.103	94.8	80 - 120				
Nitrogen, Nitrite (As N)	2.204	0.100	2	0	110	80 - 120				
Sulfate	16.1	0.500	10	5.734	104	80 - 120				

MSD Sample ID: **HS15110990-01MSD** Units: **mg/L** Analysis Date: **21-Nov-2015 22:21**
Client ID: Run ID: **ICS2100_265225** SeqNo: **3503107** PrepDate: DF: **1**

Analyte	Result	PQL	SPK Val	SPK Ref Value	%REC	Control Limit	RPD Ref Value	%RPD	RPD Limit	Qual
Bromide	1.813	0.100	2	0	90.6	80 - 120	1.828	0.824	20	
Chloride	13.12	0.500	10	2.832	103	80 - 120	13.26	1.02	20	
Fluoride	2.288	0.100	2	0.097	110	80 - 120	2.311	1	20	
Nitrogen, Nitrate (As N)	1.977	0.100	2	0.103	93.7	80 - 120	2	1.16	20	
Nitrogen, Nitrite (As N)	2.18	0.100	2	0	109	80 - 120	2.204	1.09	20	
Sulfate	15.94	0.500	10	5.734	102	80 - 120	16.1	1.02	20	

The following samples were anayzed in this batch: HS15110992-04

Note: See Qualifiers Page for a list of qualifiers and their explanation.

RIGHT SOLUTIONS | RIGHT PARTNER

Client: EarthCon
Project: Transwestern Compressor Sta. #9 Monthly GW
WorkOrder: HS15110992

QC BATCH REPORT

Batch ID: R265230 **Instrument: UV-2450** **Method: SM4500P E**

MBLK Sample ID: **MBLK-265230** Units: **mg/L** Analysis Date: **21-Nov-2015 14:52**
Client ID: Run ID: **UV-2450_265230** SeqNo: **3503219** PrepDate: DF: **1**

Analyte	Result	PQL	SPK Val	SPK Ref Value	%REC	Control Limit	RPD Ref Value	%RPD	RPD Limit	Qual
Phosphorus, Total Orthophosphate (As P)	ND	0.0250								

LCS Sample ID: **LCS-265230** Units: **mg/L** Analysis Date: **21-Nov-2015 14:52**
Client ID: Run ID: **UV-2450_265230** SeqNo: **3503220** PrepDate: DF: **1**

Analyte	Result	PQL	SPK Val	SPK Ref Value	%REC	Control Limit	RPD Ref Value	%RPD	RPD Limit	Qual
Phosphorus, Total Orthophosphate (As P)	0.242	0.0250	0.25	0	96.8	80 - 120				

MS Sample ID: **HS15110992-04MS** Units: **mg/L** Analysis Date: **21-Nov-2015 14:52**
Client ID: **Post Treatment** Run ID: **UV-2450_265230** SeqNo: **3503222** PrepDate: DF: **1**

Analyte	Result	PQL	SPK Val	SPK Ref Value	%REC	Control Limit	RPD Ref Value	%RPD	RPD Limit	Qual
Phosphorus, Total Orthophosphate (As P)	0.346	0.0250	0.25	0.111	94.0	80 - 120				

MSD Sample ID: **HS15110992-04MSD** Units: **mg/L** Analysis Date: **21-Nov-2015 14:52**
Client ID: **Post Treatment** Run ID: **UV-2450_265230** SeqNo: **3503223** PrepDate: DF: **1**

Analyte	Result	PQL	SPK Val	SPK Ref Value	%REC	Control Limit	RPD Ref Value	%RPD	RPD Limit	Qual
Phosphorus, Total Orthophosphate (As P)	0.343	0.0250	0.25	0.111	92.8	80 - 120	0.346	0.871	20	

The following samples were anayzed in this batch: HS15110992-04

Note: See Qualifiers Page for a list of qualifiers and their explanation.

RIGHT SOLUTIONS | RIGHT PARTNER

Client: EarthCon
Project: Transwestern Compressor Sta. #9 Monthly GW
WorkOrder: **HS15110992**

QUALIFIERS, ACRONYMS, UNITS

Qualifier	Description
*	Value exceeds Regulatory Limit
a	Not accredited
B	Analyte detected in the associated Method Blank above the Reporting Limit
E	Value above quantitation range
H	Analyzed outside of Holding Time
J	Analyte detected below quantitation limit
M	Manually integrated, see raw data for justification
n	Not offered for accreditation
ND	Not Detected at the Reporting Limit
O	Sample amount is > 4 times amount spiked
P	Dual Column results percent difference > 40%
R	RPD above laboratory control limit
S	Spike Recovery outside laboratory control limits
U	Analyzed but not detected above the MDL/SDL

Acronym	Description
DCS	Detectability Check Study
DUP	Method Duplicate
LCS	Laboratory Control Sample
LCSD	Laboratory Control Sample Duplicate
MBLK	Method Blank
MDL	Method Detection Limit
MQL	Method Quantitation Limit
MS	Matrix Spike
MSD	Matrix Spike Duplicate
PDS	Post Digestion Spike
PQL	Practical Quantitaion Limit
SD	Serial Dilution
SDL	Sample Detection Limit
TRRP	Texas Risk Reduction Program

Unit Reported	Description
Date	
mg/L	Milligrams per Liter

RIGHT SOLUTIONS | RIGHT PARTNER

CERTIFICATIONS,ACCREDITATIONS & LICENSES

Agency	Number	Expire Date
Arkansas	15-024-0	27-Mar-2016
California	2919	31-Jul-2016
Dept of Defense	L2231 Rev 3-20-2014	22-Dec-2015
Illinois	003622	09-May-2016
Kentucky	KY 2015-2016	30-Apr-2016
Louisiana	03087 2015/2016	30-Jun-2016
North Carolina	624 - 2015	31-Dec-2015
North Dakota	R-193 2015-2016	30-Apr-2016
Oklahoma	2015-047	31-Aug-2016
Texas	T104704231-15-15	30-Apr-2016

RIGHT SOLUTIONS | RIGHT PARTNER

Client: EarthCon
Project: Transwestern Compressor Sta. #9 Monthly GW
Work Order: HS15110992

SAMPLE TRACKING

Lab Samp ID	Client Sample ID	Action	Date	Person	New Location
HS15110992-01	Pre-Treatment	Login	11/21/2015 12:29:11 PM	PMG	BTEX A1
HS15110992-02	Post Air Stripper	Login	11/21/2015 12:29:11 PM	PMG	BTEX A1
HS15110992-03	Between GAC's	Login	11/21/2015 12:29:11 PM	PMG	BTEX A1
HS15110992-04	Post Treatment	Login	11/21/2015 12:29:11 PM	PMG	10B
HS15110992-04	Post Treatment	Login	11/21/2015 12:29:11 PM	PMG	10B
HS15110992-04	Post Treatment	Login	11/21/2015 12:29:11 PM	PMG	VW-3
HS15110992-05	Trip Blank	Login	11/21/2015 12:29:11 PM	PMG	VW-3
HS15110992-04	Post Treatment	Out	11/24/2015 9:10:14 AM	AAP	METPREP
HS15110992-04	Post Treatment	Out	11/24/2015 9:10:39 AM	AAP	METPREP
HS15110992-04	Post Treatment	Return	11/24/2015 4:23:47 PM	AAP	10B

RIGHT SOLUTIONS | RIGHT PARTNER

Sample Receipt Checklist

Client Name: EarthCon - North Houston
Work Order: HS15110992
Date/Time Received: **21-Nov-2015 09:25**
Received by: **PMG**

Checklist completed by: *Paresh M. Giga* eSignature 21-Nov-2015 Date
Reviewed by: *Bernadette A. Fini* eSignature 23-Nov-2015 Date

Matrices: **Water**
Carrier name: **FedEx**

Shipping container/cooler in good condition?	Yes ☑	No ☐	Not Present ☐
Custody seals intact on shipping container/cooler?	Yes ☑	No ☐	Not Present ☐
Custody seals intact on sample bottles?	Yes ☐	No ☐	Not Present ☑
Chain of custody present?	Yes ☑	No ☐	
Chain of custody signed when relinquished and received?	Yes ☑	No ☐	
Chain of custody agrees with sample labels?	Yes ☑	No ☐	
Samples in proper container/bottle?	Yes ☑	No ☐	
Sample containers intact?	Yes ☑	No ☐	
TX1005 solids received in hermetically sealed vials?	Yes ☐	No ☐	N/A ☑
Sufficient sample volume for indicated test?	Yes ☑	No ☐	
All samples received within holding time?	Yes ☑	No ☐	
Container/Temp Blank temperature in compliance?	Yes ☑	No ☐	
Temperature(s)/Thermometer(s):	2.9c/3.1c U/C	IR4	
Cooler(s)/Kit(s):	24699		
Date/Time sample(s) sent to storage:	11/21/15 12:40		
Water - VOA vials have zero headspace?	Yes ☑	No ☐	No VOA vials submitted ☐
Water - pH acceptable upon receipt?	Yes ☐	No ☑	N/A ☐
pH adjusted?	Yes ☑	No ☐	N/A ☐
pH adjusted by:	Si Ma		

Login Notes: Received a 500ml & 120ml plastic bottle for Dissolved metals. pH.2. Preserved the 500ml plastic only with HNO3 on 11/21/15 @ 12:45

Client Contacted: Date Contacted: Person Contacted:

Contacted By: 0 Regarding:

Comments:

Corrective Action:

RIGHT SOLUTIONS | RIGHT PARTNER

ALS Environmental
Cincinnati, OH +1 513 733 5336
Everett, WA +1 425 356 2600
Fort Collins, CO +1 970 490 1511
Holland, MI +1 616 399 6070

Chain of Custody For

Page _____ of _____

COC ID: 10933

HS15110992

EarthCon

Transwestern Compressor Sta. #9 Monthly GW

ALS Project Manager:

Customer Information		Project Information			
Purchase Order		Project Name	Transwestern Compressor Sta. #9	A	Volatiles 8260 Select List
Work Order		Project Number	Monthly Groundwater	B	Bromide, Chloide, Fluoride, Nitrate, Nitrite 300.0
Company Name	EarthCon	Bill To Company	EarthCon	C	Sulfate 300.0
Send Report To	~~Gabriela Floreslava~~ JD Haines	Invoice Attn		D	O-Phosphorus
Address	14405 Walters Road Suite 700	Address	14405 Walters Road Suite 700	E	Dissolved Metals: Ca,Mg,K,Na 200.7 *Field Filtered ✓
City/State/Zip	Houston	City/State/Zip	Houston	F	BTEX 8021B
Phone	(281) 201-3513	Phone	(281) 240-5200	G	
Fax		Fax	(281) 201-3510	H	
e-Mail Address	JHaines ~~gfloreslava~~@ earthcon.com	e-Mail Address		I	
				J	

No.	Sample Description	Date	Time	Matrix	Pres.	# Bottles	A	B	C	D	E	F	G	H	I	J	Hold
1	Pre-Treatment	11/20/15	0940	Water	HCL	3						X					
2	Post Air Stripper	11/20/15	0945	Water	HCL	3						X					
3	Between GAC's	11/20/15	0950	Water	HCL	3						X					
4	Post Treatment	11/20/15	0955	Water	Several	6	X	X		X	X						
5	Trip Blank			Water	HCL	2	X										
6	Temp Blank																
7																	
8																	
9																	
10																	

Sampler(s) Please Print & Sign: Clayton M Barnhill

Shipment Method: FEDEX

Required Turnaround Time: (Check Box) ☐ Std 10 WK days ☒ 5 WK Days ☐ 2 WK Days ☐ 24 Hour ☐ Other

Results Due Date:

Relinquished by: Date: 11/20/15 Time: 1400 Received by:

Relinquished by: Date: Time: Received by (Laboratory): PG Sima 11/21/15 09:25

Logged by (Laboratory): Date: Time: Checked by (Laboratory):

Notes:

Cooler ID	Cooler Temp.
24699	4C 2.9

QC Package: (Check One Box Below)
☒ Level 2 Std QC ☐ TRRP ChkList
☐ Level 3 Std QC/Row da ☐ TRRP Level 4
☐ Level 4 SW846/CLP
☐ Other/EDD

Preservative Key: 1-HCl 2-HNO_3 3-H_2SO_4 4-NaOH 5-$Na_2S_2O_3$ 6-$NaHSO_4$ 7-Other 8-4°C 9-5035

IRAU CLP0-2

Note: 1. Any changes must be made in writing once samples and COC Form have been submitted to ALS Environmental.
2. Unless otherwise agreed in a formal contract, services provided by ALS Environmental are expressly limited to the terms and conditions stated on the reverse.
3. The Chain of Custody is a legal document. All information must be completed accurately.

Copyright 2011 by ALS Environmental.

RIGHT SOLUTIONS | RIGHT PARTNER

After printing this label:
1. Use the 'Print' button on this page to print your label to your laser or inkjet printer.
2. Fold the printed page along the horizontal line.
3. Place label in shipping pouch and affix it to your shipment so that the barcode portion of the label can be read and scanned.

Warning: Use only the printed original label for shipping. Using a photocopy of this label for shipping purposes is fraudulent and could result in additional billing charges, along with the cancellation of your FedEx account number.
Use of this system constitutes your agreement to the service conditions in the current FedEx Service Guide, available on fedex.com.FedEx will not be responsible for any claim in excess of $100 per package, whether the result of loss, damage, delay, non-delivery,misdelivery,or misinformation, unless you declare a higher value, pay an additional charge, document your actual loss and file a timely claim.Limitations found in the current FedEx Service Guide apply. Your right to recover from FedEx for any loss, including intrinsic value of the package, loss of sales, income interest, profit, attorney's fees, costs, and other forms of damage whether direct, incidental,consequential, or special is limited to the greater of $100 or the authorized declared value. Recovery cannot exceed actual documented loss.Maximum for items of extraordinary value is $1,000, e.g. jewelry, precious metals, negotiable instruments and other items listed in our ServiceGuide. Written claims must be filed within strict time limits, see current FedEx Service Guide.

RIGHT SOLUTIONS | RIGHT PARTNER

After printing this label:
1. Use the 'Print' button on this page to print your label to your laser or inkjet printer.
2. Fold the printed page along the horizontal line.
3. Place label in shipping pouch and affix it to your shipment so that the barcode portion of the label can be read and scanned.

Warning: Use only the printed original label for shipping. Using a photocopy of this label for shipping purposes is fraudulent and could result in additional billing charges, along with the cancellation of your FedEx account number.
Use of this system constitutes your agreement to the service conditions in the current FedEx Service Guide, available on fedex.com.FedEx will not be responsible for any claim in excess of $100 per package, whether the result of loss, damage, delay, non-delivery,misdelivery,or misinformation, unless you declare a higher value, pay an additional charge, document your actual loss and file a timely claim.Limitations found in the current FedEx Service Guide apply. Your right to recover from FedEx for any loss, including intrinsic value of the package, loss of sales, income interest, profit, attorney's fees, costs, and other forms of damage whether direct, incidental,consequential, or special is limited to the greater of $100 or the authorized declared value. Recovery cannot exceed actual documented loss.Maximum for items of extraordinary value is $1,000, e.g. jewelry, precious metals, negotiable instruments and other items listed in our ServiceGuide. Written claims must be filed within strict time limits, see current FedEx Service Guide.

ALS Environmental
3352 128th Avenue
Holland, Michigan 49424
Tel. +1 616 399 6070
Fax. +1 616 399 6185
24699

CUSTODY SEAL
Date: 11/20/15 Time: 1400
Name: Clayton Barnhill
Company: CMB

Seal Broken By: SM
Date: 11/21/15

24699 NOV 2 1 2015

ALS Environmental
3352 128th Avenue
Holland, Michigan 49424
Tel. +1 616 399 6070
Fax. +1 616 399 6185
24699

CUSTODY SEAL
Date: 11/20/15 Time: 1400
Name: Clayton Barnhill
Company: CMB

Seal Broken By: SM
Date: 11/21/15

RIGHT SOLUTIONS | RIGHT PARTNER

10450 Stancliff Rd. Suite 210
Houston, TX 77099
T: +1 281 530 5656
F: +1 281 530 5887
www.alsglobal.com

November 03, 2015

JD Haines
EarthCon
14405 Walters Road
Suite 700
Houston, TX 77014

Work Order: **HS15100993**

Laboratory Results for: **Transwestern Compressor Sta. #9 Monthly GW**

Dear JD,

ALS Environmental received 5 sample(s) on Oct 27, 2015 for the analysis presented in the following report.

The analytical data provided relates directly to the samples received by ALS Environmental and for only the analyses requested. Results are expressed as "as received" unless otherwise noted.

QC sample results for this data met EPA or laboratory specifications except as noted in the Case Narrative or as noted with qualifiers in the QC batch information. Should this laboratory report need to be reproduced, it should be reproduced in full unless written approval has been obtained by ALS Environmental. Samples will be disposed in 30 days unless storage arrangements are made.

If you have any questions regarding this report, please feel free to call me.

Sincerely,

Generated By: Jumoke.Lawal
Sonia West
Project Manager

RIGHT SOLUTIONS | RIGHT PARTNER

Client: EarthCon
Project: Transwestern Compressor Sta. #9 Monthly GW
Work Order: HS15100993

SAMPLE SUMMARY

Lab Samp ID	Client Sample ID	Matrix	TagNo	Collection Date	Date Received	Hold
HS15100993-01	Pre-Treatment	Water		23-Oct-2015 12:00	27-Oct-2015 09:05	☐
HS15100993-02	Post Air Stripper	Water		23-Oct-2015 12:05	27-Oct-2015 09:05	☐
HS15100993-03	Between GAC's	Water		23-Oct-2015 12:10	27-Oct-2015 09:05	☐
HS15100993-04	Post Treatment *Unfiltered*	Water		26-Oct-2015 09:00	27-Oct-2015 09:05	☐
HS15100993-05	Trip Blank	Water	080515-74	23-Oct-2015 00:00	27-Oct-2015 09:05	☐

RIGHT SOLUTIONS | RIGHT PARTNER

Client: EarthCon **CASE NARRATIVE**
Project: Transwestern Compressor Sta. #9 Monthly GW
Work Order: HS15100993

Work Order Comments

- The sample received for Dissolved Metals was to be field filtered and preserved. The COC notes that the sample was not filtered in the field. Since the sample was preserved the lab used extra unpreserved volume to filter in the lab and analyze for dissolved metals.

GC Volatiles by Method SW8021B

Batch ID: R263764,R263848

- The test results meet requirements of the current NELAP standards, state requirements or programs where applicable.

GCMS Volatiles by Method SW8260

Batch ID: R263947

Sample ID: **HS15101033-16MS**
- MS and MSD are for an unrelated sample

Metals by Method E200.8

Batch ID: 98514

Sample ID: **Post Treatment *Unfiltered* (HS15100993-04BS)**
- The PDS recovery was outside of the control; however, the result in the parent sample is greater than 4x the spike amount for Magnesium.

Sample ID: **Post Treatment *Unfiltered* (HS15100993-04MS)**
- The MS and/or MSD recovery was outside of the control; however, the result in the parent sample is greater than 4x the spike amount for Calcium, Magnesium and Sodium

WetChemistry by Method E300

Batch ID: R263783

Sample ID: **Post Treatment *Unfiltered* (HS15100993-04MS)**
- The MS and/or MSD recovery was outside of the control; however, the result in the parent sample is greater than 4x the spike amount for Chloride and Sulfate

WetChemistry by Method SM4500P E

Batch ID: R263758

- The test results meet requirements of the current NELAP standards, state requirements or programs where applicable.

RIGHT SOLUTIONS | RIGHT PARTNER

Client: EarthCon **ANALYTICAL REPORT**
Project: Transwestern Compressor Sta. #9 Monthly GW WorkOrder:HS15100993
Sample ID: Pre-Treatment Lab ID:HS15100993-01
Collection Date: 23-Oct-2015 12:00 Matrix:Water

ANALYSES	RESULT	QUAL	REPORT LIMIT	UNITS	DILUTION FACTOR	DATE ANALYZED
BTEX BY SW8021B	**Method:SW8021B**					Analyst: SFE
Benzene	**1,700**		**100**	**ug/L**	100	27-Oct-2015 18:36
m,p-Xylene	**890**		**200**	**ug/L**	100	27-Oct-2015 18:36
o-Xylene	**350**		**100**	**ug/L**	100	27-Oct-2015 18:36
Toluene	**1,700**		**100**	**ug/L**	100	27-Oct-2015 18:36
Ethylbenzene	ND		100	ug/L	100	27-Oct-2015 18:36
Xylenes, Total	**1,200**		**300**	**ug/L**	100	27-Oct-2015 18:36
Surr: 4-Bromofluorobenzene	*109*		*75-129*	*%REC*	*100*	*27-Oct-2015 18:36*
Surr: Trifluorotoluene	*98.9*		*75-130*	*%REC*	*100*	*27-Oct-2015 18:36*

Note: See Qualifiers Page for a list of qualifiers and their explanation.

RIGHT SOLUTIONS | RIGHT PARTNER

Client: EarthCon **ANALYTICAL REPORT**
Project: Transwestern Compressor Sta. #9 Monthly GW WorkOrder:HS15100993
Sample ID: Post Air Stripper Lab ID:HS15100993-02
Collection Date: 23-Oct-2015 12:05 Matrix:Water

ANALYSES	RESULT	QUAL	REPORT LIMIT	UNITS	DILUTION FACTOR	DATE ANALYZED
BTEX BY SW8021B		**Method:SW8021B**				Analyst: SFE
Benzene	**12**		**1.0**	**ug/L**	1	28-Oct-2015 17:11
m,p-Xylene	**6.8**		**2.0**	**ug/L**	1	28-Oct-2015 17:11
o-Xylene	**4.1**		**1.0**	**ug/L**	1	28-Oct-2015 17:11
Toluene	**14**		**1.0**	**ug/L**	1	28-Oct-2015 17:11
Ethylbenzene	**1.5**		**1.0**	**ug/L**	1	28-Oct-2015 17:11
Xylenes, Total	**11**		**3.0**	**ug/L**	1	28-Oct-2015 17:11
Surr: 4-Bromofluorobenzene	*124*		*75-129*	*%REC*	*1*	*28-Oct-2015 17:11*
Surr: Trifluorotoluene	*115*		*75-130*	*%REC*	*1*	*28-Oct-2015 17:11*

Note: See Qualifiers Page for a list of qualifiers and their explanation.

RIGHT SOLUTIONS | RIGHT PARTNER

Client: EarthCon **ANALYTICAL REPORT**
Project: Transwestern Compressor Sta. #9 Monthly GW WorkOrder:HS15100993
Sample ID: Between GAC's Lab ID:HS15100993-03
Collection Date: 23-Oct-2015 12:10 Matrix:Water

ANALYSES	RESULT	QUAL	REPORT LIMIT	UNITS	DILUTION FACTOR	DATE ANALYZED
BTEX BY SW8021B		**Method:SW8021B**				Analyst: SFE
Benzene	ND		1.0	ug/L	1	27-Oct-2015 16:38
m,p-Xylene	ND		2.0	ug/L	1	27-Oct-2015 16:38
o-Xylene	ND		1.0	ug/L	1	27-Oct-2015 16:38
Toluene	ND		1.0	ug/L	1	27-Oct-2015 16:38
Ethylbenzene	ND		1.0	ug/L	1	27-Oct-2015 16:38
Xylenes, Total	ND		3.0	ug/L	1	27-Oct-2015 16:38
Surr: 4-Bromofluorobenzene	*114*		*75-129*	*%REC*	*1*	*27-Oct-2015 16:38*
Surr: Trifluorotoluene	*113*		*75-130*	*%REC*	*1*	*27-Oct-2015 16:38*

Note: See Qualifiers Page for a list of qualifiers and their explanation.

RIGHT SOLUTIONS | RIGHT PARTNER

Client: EarthCon **ANALYTICAL REPORT**
Project: Transwestern Compressor Sta. #9 Monthly GW WorkOrder:HS15100993
Sample ID: Post Treatment *Unfiltered* Lab ID:HS15100993-04
Collection Date: 26-Oct-2015 09:00 Matrix:Water

ANALYSES	RESULT	QUAL	REPORT LIMIT	UNITS	DILUTION FACTOR	DATE ANALYZED
LOW LEVEL VOLATILES BY SW8260C		**Method:SW8260**				Analyst: AKP
1,1,1,2-Tetrachloroethane	ND		1.0	ug/L	1	29-Oct-2015 19:01
1,1,1-Trichloroethane	ND		1.0	ug/L	1	29-Oct-2015 19:01
1,1,2,2-Tetrachloroethane	ND		1.0	ug/L	1	29-Oct-2015 19:01
1,1,2-Trichloroethane	ND		1.0	ug/L	1	29-Oct-2015 19:01
1,1-Dichloroethane	ND		1.0	ug/L	1	29-Oct-2015 19:01
1,1-Dichloroethene	ND		1.0	ug/L	1	29-Oct-2015 19:01
1,1-Dichloropropene	ND		1.0	ug/L	1	29-Oct-2015 19:01
1,2,3-Trichlorobenzene	ND		1.0	ug/L	1	29-Oct-2015 19:01
1,2,3-Trichloropropane	ND		1.0	ug/L	1	29-Oct-2015 19:01
1,2,4-Trichlorobenzene	ND		1.0	ug/L	1	29-Oct-2015 19:01
1,2,4-Trimethylbenzene	ND		1.0	ug/L	1	29-Oct-2015 19:01
1,2-Dibromo-3-chloropropane	ND		1.0	ug/L	1	29-Oct-2015 19:01
1,2-Dibromoethane	ND		1.0	ug/L	1	29-Oct-2015 19:01
1,2-Dichlorobenzene	ND		1.0	ug/L	1	29-Oct-2015 19:01
1,2-Dichloroethane	ND		1.0	ug/L	1	29-Oct-2015 19:01
1,2-Dichloropropane	ND		1.0	ug/L	1	29-Oct-2015 19:01
1,3,5-Trimethylbenzene	ND		1.0	ug/L	1	29-Oct-2015 19:01
1,3-Dichlorobenzene	ND		1.0	ug/L	1	29-Oct-2015 19:01
1,3-Dichloropropane	ND		1.0	ug/L	1	29-Oct-2015 19:01
1,4-Dichlorobenzene	ND		1.0	ug/L	1	29-Oct-2015 19:01
1-Methylnaphthalene	ND		1.0	ug/L	1	29-Oct-2015 19:01
2,2-Dichloropropane	ND		1.0	ug/L	1	29-Oct-2015 19:01
2-Butanone	ND		2.0	ug/L	1	29-Oct-2015 19:01
2-Chlorotoluene	ND		1.0	ug/L	1	29-Oct-2015 19:01
2-Hexanone	ND		2.0	ug/L	1	29-Oct-2015 19:01
2-Methylnaphthalene	ND	n	1.0	ug/L	1	29-Oct-2015 19:01
4-Chlorotoluene	ND		1.0	ug/L	1	29-Oct-2015 19:01
4-Isopropyltoluene	ND		1.0	ug/L	1	29-Oct-2015 19:01
4-Methyl-2-pentanone	ND		2.0	ug/L	1	29-Oct-2015 19:01
Acetone	**11**		**2.0**	**ug/L**	1	29-Oct-2015 19:01
Benzene	ND		1.0	ug/L	1	29-Oct-2015 19:01
Bromobenzene	ND		1.0	ug/L	1	29-Oct-2015 19:01
Bromodichloromethane	ND		1.0	ug/L	1	29-Oct-2015 19:01
Bromoform	ND		1.0	ug/L	1	29-Oct-2015 19:01
Bromomethane	ND		1.0	ug/L	1	29-Oct-2015 19:01
Carbon disulfide	ND		2.0	ug/L	1	29-Oct-2015 19:01
Carbon tetrachloride	ND		1.0	ug/L	1	29-Oct-2015 19:01
Chlorobenzene	ND		1.0	ug/L	1	29-Oct-2015 19:01
Chloroethane	ND		1.0	ug/L	1	29-Oct-2015 19:01

Note: See Qualifiers Page for a list of qualifiers and their explanation.

RIGHT SOLUTIONS | RIGHT PARTNER

Client: EarthCon **ANALYTICAL REPORT**
Project: Transwestern Compressor Sta. #9 Monthly GW WorkOrder:HS15100993
Sample ID: Post Treatment *Unfiltered* Lab ID:HS15100993-04
Collection Date: 26-Oct-2015 09:00 Matrix:Water

ANALYSES	RESULT	QUAL	REPORT LIMIT	UNITS	DILUTION FACTOR	DATE ANALYZED
LOW LEVEL VOLATILES BY SW8260C		**Method:SW8260**				Analyst: AKP
Chloroform	ND		1.0	ug/L	1	29-Oct-2015 19:01
Chloromethane	ND		1.0	ug/L	1	29-Oct-2015 19:01
cis-1,2-Dichloroethene	ND		1.0	ug/L	1	29-Oct-2015 19:01
cis-1,3-Dichloropropene	ND		1.0	ug/L	1	29-Oct-2015 19:01
Dibromochloromethane	ND		1.0	ug/L	1	29-Oct-2015 19:01
Dibromomethane	ND		1.0	ug/L	1	29-Oct-2015 19:01
Dichlorodifluoromethane	ND		1.0	ug/L	1	29-Oct-2015 19:01
Ethylbenzene	ND		1.0	ug/L	1	29-Oct-2015 19:01
Hexachlorobutadiene	ND		1.0	ug/L	1	29-Oct-2015 19:01
Isopropylbenzene	ND		1.0	ug/L	1	29-Oct-2015 19:01
m,p-Xylene	ND		2.0	ug/L	1	29-Oct-2015 19:01
Methyl tert-butyl ether	ND		1.0	ug/L	1	29-Oct-2015 19:01
Methylene chloride	ND		2.0	ug/L	1	29-Oct-2015 19:01
Naphthalene	ND		1.0	ug/L	1	29-Oct-2015 19:01
n-Butylbenzene	ND		1.0	ug/L	1	29-Oct-2015 19:01
n-Propylbenzene	ND		1.0	ug/L	1	29-Oct-2015 19:01
o-Xylene	ND		1.0	ug/L	1	29-Oct-2015 19:01
sec-Butylbenzene	ND		1.0	ug/L	1	29-Oct-2015 19:01
Styrene	ND		1.0	ug/L	1	29-Oct-2015 19:01
tert-Butylbenzene	ND		1.0	ug/L	1	29-Oct-2015 19:01
Tetrachloroethene	ND		1.0	ug/L	1	29-Oct-2015 19:01
Toluene	ND		1.0	ug/L	1	29-Oct-2015 19:01
trans-1,2-Dichloroethene	ND		1.0	ug/L	1	29-Oct-2015 19:01
trans-1,3-Dichloropropene	ND		1.0	ug/L	1	29-Oct-2015 19:01
Trichloroethene	ND		1.0	ug/L	1	29-Oct-2015 19:01
Trichlorofluoromethane	ND		1.0	ug/L	1	29-Oct-2015 19:01
Vinyl chloride	ND		1.0	ug/L	1	29-Oct-2015 19:01
Xylenes, Total	ND		3.0	ug/L	1	29-Oct-2015 19:01
Surr: 1,2-Dichloroethane-d4	*94.3*		*71-125*	*%REC*	*1*	*29-Oct-2015 19:01*
Surr: 4-Bromofluorobenzene	*94.9*		*70-125*	*%REC*	*1*	*29-Oct-2015 19:01*
Surr: Dibromofluoromethane	*101*		*74-125*	*%REC*	*1*	*29-Oct-2015 19:01*
Surr: Toluene-d8	*101*		*75-125*	*%REC*	*1*	*29-Oct-2015 19:01*
ANIONS BY E300.0		**Method:E300**				Analyst: JBA
Bromide	**0.219**		**0.100**	**mg/L**	1	27-Oct-2015 16:14
Chloride	**382**		**10.0**	**mg/L**	20	27-Oct-2015 17:06
Fluoride	**1.66**		**0.100**	**mg/L**	1	27-Oct-2015 16:14
Nitrogen, Nitrate (As N)	ND		0.100	mg/L	1	27-Oct-2015 16:14
Nitrogen, Nitrite (As N)	ND		0.100	mg/L	1	27-Oct-2015 16:14
Sulfate	**483**		**10.0**	**mg/L**	20	27-Oct-2015 17:06

Note: See Qualifiers Page for a list of qualifiers and their explanation.

RIGHT SOLUTIONS | RIGHT PARTNER

Client: EarthCon **ANALYTICAL REPORT**
Project: Transwestern Compressor Sta. #9 Monthly GW WorkOrder:HS15100993
Sample ID: Post Treatment *Unfiltered* Lab ID:HS15100993-04
Collection Date: 26-Oct-2015 09:00 Matrix:Water

ANALYSES	RESULT	QUAL	REPORT LIMIT	UNITS	DILUTION FACTOR	DATE ANALYZED
DISSOLVED METALS BY E200.8		**Method:E200.8**		Prep:E200.8 / 30-Oct-2015		Analyst: JCJ
Calcium	**242**		**2.50**	**mg/L**	5	02-Nov-2015 16:58
Magnesium	**107**		**0.500**	**mg/L**	1	02-Nov-2015 16:13
Potassium	**1.77**		**0.500**	**mg/L**	1	02-Nov-2015 16:13
Sodium	**190**		**1.00**	**mg/L**	5	02-Nov-2015 16:58
ORTHO PHOSPHATE AS P BY SM4500P E		**Method:SM4500P E**				Analyst: JBA
Phosphorus, Total Orthophosphate (As P)	**0.0410**		**0.0250**	**mg/L**	1	28-Oct-2015 07:00

Note: See Qualifiers Page for a list of qualifiers and their explanation.

RIGHT SOLUTIONS | RIGHT PARTNER

Client: EarthCon **ANALYTICAL REPORT**
Project: Transwestern Compressor Sta. #9 Monthly GW WorkOrder:HS15100993
Sample ID: Trip Blank Lab ID:HS15100993-05
Collection Date: 23-Oct-2015 00:00 Matrix:Water

ANALYSES	RESULT	QUAL	REPORT LIMIT	UNITS	DILUTION FACTOR	DATE ANALYZED
LOW LEVEL VOLATILES BY SW8260C		**Method:SW8260**				Analyst: AKP
1,1,1,2-Tetrachloroethane	ND		1.0	ug/L	1	29-Oct-2015 18:10
1,1,1-Trichloroethane	ND		1.0	ug/L	1	29-Oct-2015 18:10
1,1,2,2-Tetrachloroethane	ND		1.0	ug/L	1	29-Oct-2015 18:10
1,1,2-Trichloroethane	ND		1.0	ug/L	1	29-Oct-2015 18:10
1,1-Dichloroethane	ND		1.0	ug/L	1	29-Oct-2015 18:10
1,1-Dichloroethene	ND		1.0	ug/L	1	29-Oct-2015 18:10
1,1-Dichloropropene	ND		1.0	ug/L	1	29-Oct-2015 18:10
1,2,3-Trichlorobenzene	ND		1.0	ug/L	1	29-Oct-2015 18:10
1,2,3-Trichloropropane	ND		1.0	ug/L	1	29-Oct-2015 18:10
1,2,4-Trichlorobenzene	ND		1.0	ug/L	1	29-Oct-2015 18:10
1,2,4-Trimethylbenzene	ND		1.0	ug/L	1	29-Oct-2015 18:10
1,2-Dibromo-3-chloropropane	ND		1.0	ug/L	1	29-Oct-2015 18:10
1,2-Dibromoethane	ND		1.0	ug/L	1	29-Oct-2015 18:10
1,2-Dichlorobenzene	ND		1.0	ug/L	1	29-Oct-2015 18:10
1,2-Dichloroethane	ND		1.0	ug/L	1	29-Oct-2015 18:10
1,2-Dichloropropane	ND		1.0	ug/L	1	29-Oct-2015 18:10
1,3,5-Trimethylbenzene	ND		1.0	ug/L	1	29-Oct-2015 18:10
1,3-Dichlorobenzene	ND		1.0	ug/L	1	29-Oct-2015 18:10
1,3-Dichloropropane	ND		1.0	ug/L	1	29-Oct-2015 18:10
1,4-Dichlorobenzene	ND		1.0	ug/L	1	29-Oct-2015 18:10
1-Methylnaphthalene	ND		1.0	ug/L	1	29-Oct-2015 18:10
2,2-Dichloropropane	ND		1.0	ug/L	1	29-Oct-2015 18:10
2-Butanone	ND		2.0	ug/L	1	29-Oct-2015 18:10
2-Chlorotoluene	ND		1.0	ug/L	1	29-Oct-2015 18:10
2-Hexanone	ND		2.0	ug/L	1	29-Oct-2015 18:10
2-Methylnaphthalene	ND	n	1.0	ug/L	1	29-Oct-2015 18:10
4-Chlorotoluene	ND		1.0	ug/L	1	29-Oct-2015 18:10
4-Isopropyltoluene	ND		1.0	ug/L	1	29-Oct-2015 18:10
4-Methyl-2-pentanone	ND		2.0	ug/L	1	29-Oct-2015 18:10
Acetone	**18**		**2.0**	**ug/L**	1	29-Oct-2015 18:10
Benzene	ND		1.0	ug/L	1	29-Oct-2015 18:10
Bromobenzene	ND		1.0	ug/L	1	29-Oct-2015 18:10
Bromodichloromethane	ND		1.0	ug/L	1	29-Oct-2015 18:10
Bromoform	ND		1.0	ug/L	1	29-Oct-2015 18:10
Bromomethane	ND		1.0	ug/L	1	29-Oct-2015 18:10
Carbon disulfide	ND		2.0	ug/L	1	29-Oct-2015 18:10
Carbon tetrachloride	ND		1.0	ug/L	1	29-Oct-2015 18:10
Chlorobenzene	ND		1.0	ug/L	1	29-Oct-2015 18:10
Chloroethane	ND		1.0	ug/L	1	29-Oct-2015 18:10

Note: See Qualifiers Page for a list of qualifiers and their explanation.

RIGHT SOLUTIONS | RIGHT PARTNER

Client: EarthCon **ANALYTICAL REPORT**
Project: Transwestern Compressor Sta. #9 Monthly GW WorkOrder:HS15100993
Sample ID: Trip Blank Lab ID:HS15100993-05
Collection Date: 23-Oct-2015 00:00 Matrix:Water

ANALYSES	RESULT	QUAL	REPORT LIMIT	UNITS	DILUTION FACTOR	DATE ANALYZED
LOW LEVEL VOLATILES BY SW8260C	**Method:SW8260**					Analyst: AKP
Chloroform	ND		1.0	ug/L	1	29-Oct-2015 18:10
Chloromethane	ND		1.0	ug/L	1	29-Oct-2015 18:10
cis-1,2-Dichloroethene	ND		1.0	ug/L	1	29-Oct-2015 18:10
cis-1,3-Dichloropropene	ND		1.0	ug/L	1	29-Oct-2015 18:10
Dibromochloromethane	ND		1.0	ug/L	1	29-Oct-2015 18:10
Dibromomethane	ND		1.0	ug/L	1	29-Oct-2015 18:10
Dichlorodifluoromethane	ND		1.0	ug/L	1	29-Oct-2015 18:10
Ethylbenzene	ND		1.0	ug/L	1	29-Oct-2015 18:10
Hexachlorobutadiene	ND		1.0	ug/L	1	29-Oct-2015 18:10
Isopropylbenzene	ND		1.0	ug/L	1	29-Oct-2015 18:10
m,p-Xylene	ND		2.0	ug/L	1	29-Oct-2015 18:10
Methyl tert-butyl ether	ND		1.0	ug/L	1	29-Oct-2015 18:10
Methylene chloride	ND		2.0	ug/L	1	29-Oct-2015 18:10
Naphthalene	ND		1.0	ug/L	1	29-Oct-2015 18:10
n-Butylbenzene	ND		1.0	ug/L	1	29-Oct-2015 18:10
n-Propylbenzene	ND		1.0	ug/L	1	29-Oct-2015 18:10
o-Xylene	ND		1.0	ug/L	1	29-Oct-2015 18:10
sec-Butylbenzene	ND		1.0	ug/L	1	29-Oct-2015 18:10
Styrene	ND		1.0	ug/L	1	29-Oct-2015 18:10
tert-Butylbenzene	ND		1.0	ug/L	1	29-Oct-2015 18:10
Tetrachloroethene	ND		1.0	ug/L	1	29-Oct-2015 18:10
Toluene	ND		1.0	ug/L	1	29-Oct-2015 18:10
trans-1,2-Dichloroethene	ND		1.0	ug/L	1	29-Oct-2015 18:10
trans-1,3-Dichloropropene	ND		1.0	ug/L	1	29-Oct-2015 18:10
Trichloroethene	ND		1.0	ug/L	1	29-Oct-2015 18:10
Trichlorofluoromethane	ND		1.0	ug/L	1	29-Oct-2015 18:10
Vinyl chloride	ND		1.0	ug/L	1	29-Oct-2015 18:10
Xylenes, Total	ND		3.0	ug/L	1	29-Oct-2015 18:10
Surr: 1,2-Dichloroethane-d4	*96.4*		*71-125*	*%REC*	*1*	*29-Oct-2015 18:10*
Surr: 4-Bromofluorobenzene	*92.5*		*70-125*	*%REC*	*1*	*29-Oct-2015 18:10*
Surr: Dibromofluoromethane	*94.7*		*74-125*	*%REC*	*1*	*29-Oct-2015 18:10*
Surr: Toluene-d8	*102*		*75-125*	*%REC*	*1*	*29-Oct-2015 18:10*

Note: See Qualifiers Page for a list of qualifiers and their explanation.

RIGHT SOLUTIONS | RIGHT PARTNER

WEIGHT LOG

Client: EarthCon
Project: Transwestern Compressor Sta. #9 Monthly GW
WorkOrder: HS15100993

Batch ID: 98514 **Method:** DISSOLVED METALS BY E200.8 **Prep:** 200.8_DISSPR

SampID	Container	Sample Wt/Vol	Final Volume	Prep Factor
HS15100993-04	1	50	50 (mL)	1

RIGHT SOLUTIONS | RIGHT PARTNER

Client: EarthCon
Project: Transwestern Compressor Sta. #9 Monthly GW
WorkOrder: HS15100993

DATES REPORT

Sample ID	Client Samp ID	Collection Date	TCLP Date	Prep Date	Analysis Date	DF
Batch ID 98514	**Test Name :** DISSOLVED METALS BY E200.8			**Matrix:** Water		
HS15100993-04	Post Treatment *Unfiltered*	26 Oct 2015 09:00		30 Oct 2015 08:13	02 Nov 2015 16:58	5
HS15100993-04	Post Treatment *Unfiltered*	26 Oct 2015 09:00		30 Oct 2015 08:13	02 Nov 2015 16:13	1
Batch ID R263758	**Test Name :** ORTHO PHOSPHATE AS P BY SM4500P E			**Matrix:** Water		
HS15100993-04	Post Treatment *Unfiltered*	26 Oct 2015 09:00			28 Oct 2015 07:00	1
Batch ID R263764	**Test Name :** BTEX BY SW8021B			**Matrix:** Water		
HS15100993-01	Pre-Treatment	23 Oct 2015 12:00			27 Oct 2015 18:36	100
HS15100993-03	Between GAC's	23 Oct 2015 12:10			27 Oct 2015 16:38	1
Batch ID R263783	**Test Name :** ANIONS BY E300.0			**Matrix:** Water		
HS15100993-04	Post Treatment *Unfiltered*	26 Oct 2015 09:00			27 Oct 2015 17:06	20
HS15100993-04	Post Treatment *Unfiltered*	26 Oct 2015 09:00			27 Oct 2015 16:14	1
Batch ID R263848	**Test Name :** BTEX BY SW8021B			**Matrix:** Water		
HS15100993-02	Post Air Stripper	23 Oct 2015 12:05			28 Oct 2015 17:11	1
Batch ID R263947	**Test Name :** LOW LEVEL VOLATILES BY SW8260C			**Matrix:** Water		
HS15100993-04	Post Treatment *Unfiltered*	26 Oct 2015 09:00			29 Oct 2015 19:01	1
HS15100993-05	Trip Blank	23 Oct 2015 00:00			29 Oct 2015 18:10	1

RIGHT SOLUTIONS | RIGHT PARTNER

Client: EarthCon
Project: Transwestern Compressor Sta. #9 Monthly GW
WorkOrder: HS15100993

QC BATCH REPORT

Batch ID: R263764 **Instrument: BTEX1** **Method: SW8021B**

MBLK Sample ID: **BBLKW-151027.** Units: **ug/L** Analysis Date: **27-Oct-2015 11:16**
Client ID: Run ID: **BTEX1_263764** SeqNo: **3474634** PrepDate: DF: **1**

Analyte	Result	PQL	SPK Val	SPK Ref Value	%REC	Control Limit	RPD Ref Value	%RPD	RPD Limit	Qual
Benzene	ND	1.0								
m,p-Xylene	ND	2.0								
o-Xylene	ND	1.0								
Toluene	ND	1.0								
Ethylbenzene	ND	1.0								
Xylenes, Total	ND	3.0								
Surr: 4-Bromofluorobenzene	*33.33*	*1.0*	*30*	*0*	*111*	*75 - 129*				
Surr: Trifluorotoluene	*29.85*	*1.0*	*30*	*0*	*99.5*	*75 - 130*				

LCS Sample ID: **BLCSW-151027** Units: **ug/L** Analysis Date: **27-Oct-2015 10:39**
Client ID: Run ID: **BTEX1_263764** SeqNo: **3474633** PrepDate: DF: **1**

Analyte	Result	PQL	SPK Val	SPK Ref Value	%REC	Control Limit	RPD Ref Value	%RPD	RPD Limit	Qual
Benzene	19.92	1.0	20	0	99.6	75 - 126				
m,p-Xylene	41.92	2.0	40	0	105	75 - 125				
o-Xylene	21.27	1.0	20	0	106	75 - 125				
Toluene	20.01	1.0	20	0	100	75 - 125				
Ethylbenzene	20.99	1.0	20	0	105	75 - 125				
Xylenes, Total	63.19	3.0	60	0	105	75 - 125				
Surr: 4-Bromofluorobenzene	*35.47*	*1.0*	*30*	*0*	*118*	*75 - 129*				
Surr: Trifluorotoluene	*31.28*	*1.0*	*30*	*0*	*104*	*75 - 130*				

MS Sample ID: **HS15100978-01MS** Units: **ug/L** Analysis Date: **27-Oct-2015 12:01**
Client ID: Run ID: **BTEX1_263764** SeqNo: **3474636** PrepDate: DF: **1**

Analyte	Result	PQL	SPK Val	SPK Ref Value	%REC	Control Limit	RPD Ref Value	%RPD	RPD Limit	Qual
Benzene	20.15	1.0	20	0	101	75 - 126				
m,p-Xylene	41.9	2.0	40	0	105	75 - 125				
o-Xylene	21.06	1.0	20	0	105	75 - 125				
Toluene	20.26	1.0	20	0	101	75 - 125				
Ethylbenzene	21.08	1.0	20	0	105	75 - 125				
Xylenes, Total	62.96	3.0	60	0	105	75 - 125				
Surr: 4-Bromofluorobenzene	*34.22*	*1.0*	*30*	*0*	*114*	*75 - 129*				
Surr: Trifluorotoluene	*30.46*	*1.0*	*30*	*0*	*102*	*75 - 130*				

Note: See Qualifiers Page for a list of qualifiers and their explanation.

RIGHT SOLUTIONS | RIGHT PARTNER

Client: EarthCon
Project: Transwestern Compressor Sta. #9 Monthly GW
WorkOrder: HS15100993

QC BATCH REPORT

Batch ID: R263764 **Instrument: BTEX1** **Method: SW8021B**

MSD Sample ID: **HS15100978-01MSD** Units: **ug/L** Analysis Date: **27-Oct-2015 12:19**
Client ID: Run ID: **BTEX1_263764** SeqNo: **3474637** PrepDate: DF: **1**

Analyte	Result	PQL	SPK Val	SPK Ref Value	%REC	Control Limit	RPD Ref Value	RPD %RPD	RPD Limit	Qual
Benzene	20.05	1.0	20	0	100	75 - 126	20.15	0.518	20	
m,p-Xylene	42.38	2.0	40	0	106	75 - 125	41.9	1.14	20	
o-Xylene	21.32	1.0	20	0	107	75 - 125	21.06	1.22	20	
Toluene	20.21	1.0	20	0	101	75 - 125	20.26	0.265	20	
Ethylbenzene	21.24	1.0	20	0	106	76 - 125	21.08	0.729	20	
Xylenes, Total	63.7	3.0	60	0	106	75 - 125	62.96	1.17	20	
Surr: 4-Bromofluorobenzene	*34.67*	*1.0*	*30*	*0*	*116*	*75 - 129*	*34.22*	*1.31*	*20*	
Surr: Trifluorotoluene	*30.52*	*1.0*	*30*	*0*	*102*	*75 - 130*	*30.46*	*0.211*	*20*	

The following samples were anayzed in this batch: HS15100993-01 HS15100993-03

Note: See Qualifiers Page for a list of qualifiers and their explanation.

RIGHT SOLUTIONS | RIGHT PARTNER

Client: EarthCon
Project: Transwestern Compressor Sta. #9 Monthly GW
WorkOrder: HS15100993

QC BATCH REPORT

Batch ID: R263848 **Instrument: BTEX1** **Method: SW8021B**

MBLK Sample ID: **BBLKW-151028.** Units: **ug/L** Analysis Date: **28-Oct-2015 16:52**
Client ID: Run ID: **BTEX1_263848** SeqNo: **3476333** PrepDate: DF: **1**

Analyte	Result	PQL	SPK Val	SPK Ref Value	%REC	Control Limit	RPD Ref Value	%RPD	RPD Limit	Qual
Benzene	ND	1.0								
m,p-Xylene	ND	2.0								
o-Xylene	ND	1.0								
Toluene	ND	1.0								
Ethylbenzene	ND	1.0								
Xylenes, Total	ND	3.0								
Surr: 4-Bromofluorobenzene	*31.8*	*1.0*	*30*	*0*	*106*	*75 - 129*				
Surr: Trifluorotoluene	*30.06*	*1.0*	*30*	*0*	*100*	*75 - 130*				

LCS Sample ID: **BLCSW-151028** Units: **ug/L** Analysis Date: **28-Oct-2015 16:15**
Client ID: Run ID: **BTEX1_263848** SeqNo: **3476332** PrepDate: DF: **1**

Analyte	Result	PQL	SPK Val	SPK Ref Value	%REC	Control Limit	RPD Ref Value	%RPD	RPD Limit	Qual
Benzene	19.79	1.0	20	0	99.0	75 - 126				
m,p-Xylene	41.92	2.0	40	0	105	75 - 125				
o-Xylene	21.67	1.0	20	0	108	75 - 125				
Toluene	21.01	1.0	20	0	105	75 - 125				
Ethylbenzene	20.76	1.0	20	0	104	75 - 125				
Xylenes, Total	63.58	3.0	60	0	106	75 - 125				
Surr: 4-Bromofluorobenzene	*34.36*	*1.0*	*30*	*0*	*115*	*75 - 129*				
Surr: Trifluorotoluene	*31.5*	*1.0*	*30*	*0*	*105*	*75 - 130*				

MS Sample ID: **HS15100993-02MS** Units: **ug/L** Analysis Date: **28-Oct-2015 17:30**
Client ID: **Post Air Stripper** Run ID: **BTEX1_263848** SeqNo: **3476335** PrepDate: DF: **1**

Analyte	Result	PQL	SPK Val	SPK Ref Value	%REC	Control Limit	RPD Ref Value	%RPD	RPD Limit	Qual
Benzene	32.69	1.0	20	11.93	104	75 - 126				
m,p-Xylene	48.97	2.0	40	6.765	106	75 - 125				
o-Xylene	26.75	1.0	20	4.149	113	75 - 125				
Toluene	35.94	1.0	20	13.74	111	75 - 125				
Ethylbenzene	22.17	1.0	20	1.454	104	75 - 125				
Xylenes, Total	75.73	3.0	60	10.91	108	75 - 125				
Surr: 4-Bromofluorobenzene	*38.32*	*1.0*	*30*	*0*	*128*	*75 - 129*				
Surr: Trifluorotoluene	*35.46*	*1.0*	*30*	*0*	*118*	*75 - 130*				

Note: See Qualifiers Page for a list of qualifiers and their explanation.

RIGHT SOLUTIONS | RIGHT PARTNER

Client: EarthCon
Project: Transwestern Compressor Sta. #9 Monthly GW
WorkOrder: HS15100993

QC BATCH REPORT

Batch ID: R263848 **Instrument:** BTEX1 **Method:** SW8021B

MSD Sample ID: **HS15100993-02MSD** Units: **ug/L** Analysis Date: **28-Oct-2015 17:48**
Client ID: **Post Air Stripper** Run ID: **BTEX1_263848** SeqNo: **3476336** PrepDate: DF: **1**

Analyte	Result	PQL	SPK Val	SPK Ref Value	%REC	Control Limit	RPD Ref Value	%RPD	RPD Limit	Qual
Benzene	31.99	1.0	20	11.93	100	75 - 126	32.69	2.17	20	
m,p-Xylene	48.21	2.0	40	6.765	104	75 - 125	48.97	1.57	20	
o-Xylene	26.39	1.0	20	4.149	111	75 - 125	26.75	1.38	20	
Toluene	35.11	1.0	20	13.74	107	75 - 125	35.94	2.33	20	
Ethylbenzene	21.98	1.0	20	1.454	103	76 - 125	22.17	0.846	20	
Xylenes, Total	74.6	3.0	60	10.91	106	75 - 125	75.73	1.51	20	
Surr: 4-Bromofluorobenzene	*37.07*	*1.0*	*30*	*0*	*124*	*75 - 129*	*38.32*	*3.32*	*20*	
Surr: Trifluorotoluene	*36.1*	*1.0*	*30*	*0*	*120*	*75 - 130*	*35.46*	*1.78*	*20*	

The following samples were anayzed in this batch: HS15100993-02

Note: See Qualifiers Page for a list of qualifiers and their explanation.

RIGHT SOLUTIONS | RIGHT PARTNER

Client: EarthCon
Project: Transwestern Compressor Sta. #9 Monthly GW
WorkOrder: HS15100993

QC BATCH REPORT

Batch ID: 98514 **Instrument: ICPMS03** **Method: E200.8 (DISSOLVED)**

MBLK Sample ID: **MBLKF1-98514** Units: **ug/L** Analysis Date: **02-Nov-2015 16:00**
Client ID: Run ID: **ICPMS03_264089** SeqNo: **3480340** PrepDate: **30-Oct-2015** DF: **1**

Analyte	Result	PQL	SPK Val	SPK Ref Value	%REC	Control Limit	RPD Ref Value	%RPD	RPD Limit	Qual
Calcium	ND	500								
Magnesium	ND	500								
Potassium	ND	500								
Sodium	ND	200								

MBLK Sample ID: **MBLK-98514** Units: **ug/L** Analysis Date: **02-Nov-2015 16:04**
Client ID: Run ID: **ICPMS03_264089** SeqNo: **3480341** PrepDate: **30-Oct-2015** DF: **1**

Analyte	Result	PQL	SPK Val	SPK Ref Value	%REC	Control Limit	RPD Ref Value	%RPD	RPD Limit	Qual
Calcium	ND	500								
Magnesium	ND	500								
Potassium	ND	500								
Sodium	ND	200								

LCS Sample ID: **MLCS-98514** Units: **ug/L** Analysis Date: **02-Nov-2015 16:09**
Client ID: Run ID: **ICPMS03_264089** SeqNo: **3480342** PrepDate: **30-Oct-2015** DF: **1**

Analyte	Result	PQL	SPK Val	SPK Ref Value	%REC	Control Limit	RPD Ref Value	%RPD	RPD Limit	Qual
Calcium	5270	500	5000	0	105	85 - 115				
Magnesium	5109	500	5000	0	102	85 - 115				
Potassium	5105	500	5000	0	102	85 - 115				
Sodium	5141	200	5000	0	103	85 - 115				

MS Sample ID: **HS15100993-04MS** Units: **ug/L** Analysis Date: **02-Nov-2015 16:23**
Client ID: **Post Treatment *Unfiltered*** Run ID: **ICPMS03_264089** SeqNo: **3480446** PrepDate: **30-Oct-2015** DF: **1**

Analyte	Result	PQL	SPK Val	SPK Ref Value	%REC	Control Limit	RPD Ref Value	%RPD	RPD Limit	Qual
Calcium	239700	500	5000	248100	-168	85 - 115				SEO
Magnesium	108300	500	5000	107400	18.0	85 - 115				SO
Potassium	6760	500	5000	1770	99.8	85 - 115				
Sodium	202600	200	5000	206400	-76.0	85 - 115				SEO

Note: See Qualifiers Page for a list of qualifiers and their explanation.

RIGHT SOLUTIONS | RIGHT PARTNER

Client: EarthCon
Project: Transwestern Compressor Sta. #9 Monthly GW
WorkOrder: HS15100993

QC BATCH REPORT

Batch ID: 98514 **Instrument: ICPMS03** **Method: E200.8 (DISSOLVED)**

MSD Sample ID: **HS15100993-04MSD** Units: **ug/L** Analysis Date: **02-Nov-2015 16:27**
Client ID: **Post Treatment *Unfiltered*** Run ID: **ICPMS03_264089** SeqNo: **3480499** PrepDate: **30-Oct-2015** DF: **1**

Analyte	Result	PQL	SPK Val	SPK Ref Value	%REC	Control Limit	RPD Ref Value	%RPD	RPD Limit	Qual
Calcium	245700	500	5000	248100	-48.0	85 - 115	239700	2.47	20	SEO
Magnesium	108700	500	5000	107400	26.0	85 - 115	108300	0.369	20	SO
Potassium	6645	500	5000	1770	97.5	85 - 115	6760	1.72	20	
Sodium	205400	200	5000	206400	-20.0	85 - 115	202600	1.37	20	SEO

PDS Sample ID: **HS15100993-04BS** Units: **ug/L** Analysis Date: **02-Nov-2015 17:07**
Client ID: **Post Treatment *Unfiltered*** Run ID: **ICPMS03_264089** SeqNo: **3480512** PrepDate: **30-Oct-2015** DF: **5**

Analyte	Result	PQL	SPK Val	SPK Ref Value	%REC	Control Limit	RPD Ref Value	%RPD	RPD Limit	Qual
Calcium	288400	2500	50000	241800	93.3	75 - 125				O
Sodium	239800	1000	50000	189800	99.9	75 - 125				

PDS Sample ID: **HS15100993-04BS** Units: **ug/L** Analysis Date: **02-Nov-2015 16:31**
Client ID: **Post Treatment *Unfiltered*** Run ID: **ICPMS03_264089** SeqNo: **3480500** PrepDate: **30-Oct-2015** DF: **1**

Analyte	Result	PQL	SPK Val	SPK Ref Value	%REC	Control Limit	RPD Ref Value	%RPD	RPD Limit	Qual
Magnesium	113600	500	10000	107400	62.0	75 - 125				SO
Potassium	11880	500	10000	1770	101	75 - 125				

SD Sample ID: **HS15100993-04 DIL SX** Units: **ug/L** Analysis Date: **02-Nov-2015 17:03**
Client ID: **Post Treatment *Unfiltered*** Run ID: **ICPMS03_264089** SeqNo: **3480511** PrepDate: **30-Oct-2015** DF: **25**

Analyte	Result	PQL	SPK Val	SPK Ref Value	%REC	Control Limit	RPD Ref Value	%D	%D Limit	Qual
Calcium	235000	12500					241800	2.79	10	
Sodium	197600	5000					189800	4.08	10	

SD Sample ID: **HS15100993-04 DIL SX** Units: **ug/L** Analysis Date: **02-Nov-2015 16:19**
Client ID: **Post Treatment *Unfiltered*** Run ID: **ICPMS03_264089** SeqNo: **3480445** PrepDate: **30-Oct-2015** DF: **5**

Analyte	Result	PQL	SPK Val	SPK Ref Value	%REC	Control Limit	RPD Ref Value	%D	%D Limit	Qual
Magnesium	112200	2500					107400	4.52	10	
Potassium	1796	2500					1770	0	10	J

The following samples were anayzed in this batch: HS15100993-04

Note: See Qualifiers Page for a list of qualifiers and their explanation.

RIGHT SOLUTIONS | RIGHT PARTNER

Client: EarthCon
Project: Transwestern Compressor Sta. #9 Monthly GW
WorkOrder: HS15100993

QC BATCH REPORT

Batch ID: R263947 **Instrument: VOA4** **Method: SW8260**

MBLK Sample ID: **VBLKW-151029** Units: **ug/L** Analysis Date: **29-Oct-2015 11:06**
Client ID: Run ID: **VOA4_263947** SeqNo: **3478137** PrepDate: DF: **1**

Analyte	Result	PQL	SPK Val	SPK Ref Value	%REC	Control Limit	RPD Ref Value	%RPD	RPD Limit	Qual
1,1,1,2-Tetrachloroethane	ND	1.0								
1,1,1-Trichloroethane	ND	1.0								
1,1,2,2-Tetrachloroethane	ND	1.0								
1,1,2-Trichloroethane	ND	1.0								
1,1-Dichloroethane	ND	1.0								
1,1-Dichloroethene	ND	1.0								
1,1-Dichloropropene	ND	1.0								
1,2,3-Trichlorobenzene	ND	1.0								
1,2,3-Trichloropropane	ND	1.0								
1,2,4-Trichlorobenzene	ND	1.0								
1,2,4-Trimethylbenzene	ND	1.0								
1,2-Dibromo-3-chloropropane	ND	1.0								
1,2-Dibromoethane	ND	1.0								
1,2-Dichlorobenzene	ND	1.0								
1,2-Dichloroethane	ND	1.0								
1,2-Dichloropropane	ND	1.0								
1,3,5-Trimethylbenzene	ND	1.0								
1,3-Dichlorobenzene	ND	1.0								
1,3-Dichloropropane	ND	1.0								
1,4-Dichlorobenzene	ND	1.0								
1-Methylnaphthalene	ND	1.0								
2,2-Dichloropropane	ND	1.0								
2-Butanone	ND	2.0								
2-Chlorotoluene	ND	1.0								
2-Hexanone	ND	2.0								
2-Methylnaphthalene	ND	1.0								
4-Chlorotoluene	ND	1.0								
4-Isopropyltoluene	ND	1.0								
4-Methyl-2-pentanone	ND	2.0								
Acetone	ND	2.0								
Benzene	ND	1.0								
Bromobenzene	ND	1.0								
Bromodichloromethane	ND	1.0								
Bromoform	ND	1.0								

Note: See Qualifiers Page for a list of qualifiers and their explanation.

RIGHT SOLUTIONS | RIGHT PARTNER

Client: EarthCon
Project: Transwestern Compressor Sta. #9 Monthly GW
WorkOrder: HS15100993

QC BATCH REPORT

Batch ID: R263947 **Instrument: VOA4** **Method: SW8260**

MBLK Sample ID: **VBLKW-151029** Units: **ug/L** Analysis Date: **29-Oct-2015 11:06**
Client ID: Run ID: **VOA4_263947** SeqNo: **3478137** PrepDate: DF: **1**

Analyte	Result	PQL	SPK Val	SPK Ref Value	%REC	Control Limit	RPD Ref Value	%RPD	RPD Limit	Qual
Bromomethane	ND	1.0								
Carbon disulfide	ND	2.0								
Carbon tetrachloride	ND	1.0								
Chlorobenzene	ND	1.0								
Chloroethane	ND	1.0								
Chloroform	ND	1.0								
Chloromethane	ND	1.0								
cis-1,2-Dichloroethene	ND	1.0								
cis-1,3-Dichloropropene	ND	1.0								
Dibromochloromethane	ND	1.0								
Dibromomethane	ND	1.0								
Dichlorodifluoromethane	ND	1.0								
Ethylbenzene	ND	1.0								
Hexachlorobutadiene	ND	1.0								
Isopropylbenzene	ND	1.0								
m,p-Xylene	ND	2.0								
Methyl tert-butyl ether	ND	1.0								
Methylene chloride	ND	2.0								
Naphthalene	ND	1.0								
n-Butylbenzene	ND	1.0								
n-Propylbenzene	ND	1.0								
o-Xylene	ND	1.0								
sec-Butylbenzene	ND	1.0								
Styrene	ND	1.0								
tert-Butylbenzene	ND	1.0								
Tetrachloroethene	ND	1.0								
Toluene	ND	1.0								
trans-1,2-Dichloroethene	ND	1.0								
trans-1,3-Dichloropropene	ND	1.0								
Trichloroethene	ND	1.0								
Trichlorofluoromethane	ND	1.0								
Vinyl chloride	ND	1.0								
Xylenes, Total	ND	3.0								
Surr: 1,2-Dichloroethane-d4	*47.27*	*1.0*	*50*	*0*	*94.5*	*71 - 125*				

Note: See Qualifiers Page for a list of qualifiers and their explanation.

RIGHT SOLUTIONS | RIGHT PARTNER

Client: EarthCon
Project: Transwestern Compressor Sta. #9 Monthly GW
WorkOrder: HS15100993

QC BATCH REPORT

Batch ID: R263947 **Instrument: VOA4** **Method: SW8260**

MBLK Sample ID: **VBLKW-151029** Units: **ug/L** Analysis Date: **29-Oct-2015 11:06**
Client ID: Run ID: **VOA4_263947** SeqNo: **3478137** PrepDate: DF: **1**

Analyte	Result	PQL	SPK Val	SPK Ref Value	%REC	Control Limit	RPD Ref Value	%RPD	RPD Limit	Qual
Surr: 4-Bromofluorobenzene	*47.7*	*1.0*	*50*	*0*	*95.4*	*70 - 125*				
Surr: Dibromofluoromethane	*48.48*	*1.0*	*50*	*0*	*97.0*	*74 - 125*				
Surr: Toluene-d8	*51.2*	*1.0*	*50*	*0*	*102*	*75 - 125*				

Note: See Qualifiers Page for a list of qualifiers and their explanation.

RIGHT SOLUTIONS | RIGHT PARTNER

Client: EarthCon
Project: Transwestern Compressor Sta. #9 Monthly GW
WorkOrder: HS15100993

QC BATCH REPORT

Batch ID: R263947 **Instrument: VOA4** **Method: SW8260**

LCS Sample ID: **VLCSW-151029** Units: **ug/L** Analysis Date: **29-Oct-2015 10:16**
Client ID: Run ID: **VOA4_263947** SeqNo: **3478136** PrepDate: DF: **1**

Analyte	Result	PQL	SPK Val	SPK Ref Value	%REC	Control Limit	RPD Ref Value	%RPD	RPD Limit	Qual
1,1,1,2-Tetrachloroethane	53	1.0	50	0	106	80 - 120				
1,1,1-Trichloroethane	57.42	1.0	50	0	115	75 - 130				
1,1,2,2-Tetrachloroethane	50.89	1.0	50	0	102	74 - 123				
1,1,2-Trichloroethane	52.41	1.0	50	0	105	80 - 120				
1,1-Dichloroethane	51.32	1.0	50	0	103	76 - 120				
1,1-Dichloroethene	53.63	1.0	50	0	107	75 - 130				
1,1-Dichloropropene	51.5	1.0	50	0	103	75 - 130				
1,2,3-Trichlorobenzene	56.2	1.0	50	0	112	70 - 131				
1,2,3-Trichloropropane	56.51	1.0	50	0	113	70 - 129				
1,2,4-Trichlorobenzene	55.49	1.0	50	0	111	75 - 126				
1,2,4-Trimethylbenzene	51.39	1.0	50	0	103	70 - 125				
1,2-Dibromo-3-chloropropane	57.88	1.0	50	0	116	65 - 125				
1,2-Dibromoethane	57.73	1.0	50	0	115	80 - 121				
1,2-Dichlorobenzene	51.75	1.0	50	0	104	80 - 120				
1,2-Dichloroethane	52.45	1.0	50	0	105	76 - 120				
1,2-Dichloropropane	53.65	1.0	50	0	107	80 - 120				
1,3,5-Trimethylbenzene	49.51	1.0	50	0	99.0	80 - 123				
1,3-Dichlorobenzene	51.96	1.0	50	0	104	80 - 120				
1,3-Dichloropropane	53.2	1.0	50	0	106	80 - 120				
1,4-Dichlorobenzene	51.13	1.0	50	0	102	80 - 120				
1-Methylnaphthalene	58.58	1.0	50	0	117	60 - 140				
2,2-Dichloropropane	52.07	1.0	50	0	104	70 - 136				
2-Butanone	110.8	2.0	100	0	111	60 - 140				
2-Chlorotoluene	47.98	1.0	50	0	96.0	75 - 125				
2-Hexanone	119.3	2.0	100	0	119	60 - 131				
2-Methylnaphthalene	60.19	1.0	50	0	120	55 - 140				
4-Chlorotoluene	48.42	1.0	50	0	96.8	74 - 125				
4-Isopropyltoluene	53.49	1.0	50	0	107	79 - 127				
4-Methyl-2-pentanone	125.9	2.0	100	0	126	60 - 135				
Acetone	109.3	2.0	100	0	109	60 - 140				
Benzene	52.23	1.0	50	0	104	80 - 120				
Bromobenzene	49.31	1.0	50	0	98.6	75 - 125				
Bromodichloromethane	54.99	1.0	50	0	110	75 - 125				
Bromoform	58.39	1.0	50	0	117	70 - 130				

Note: See Qualifiers Page for a list of qualifiers and their explanation.

RIGHT SOLUTIONS | RIGHT PARTNER

Client: EarthCon
Project: Transwestern Compressor Sta. #9 Monthly GW
WorkOrder: HS15100993

QC BATCH REPORT

Batch ID: R263947 **Instrument: VOA4** **Method: SW8260**

LCS Sample ID: **VLCSW-151029** Units: **ug/L** Analysis Date: **29-Oct-2015 10:16**
Client ID: Run ID: **VOA4_263947** SeqNo: **3478136** PrepDate: DF: **1**

Analyte	Result	PQL	SPK Val	SPK Ref Value	%REC	Control Limit	RPD Ref Value	%RPD	RPD Limit	Qual
Bromomethane	52.87	1.0	50	0	106	60 - 140				
Carbon disulfide	111	2.0	100	0	111	70 - 130				
Carbon tetrachloride	51.56	1.0	50	0	103	75 - 125				
Chlorobenzene	49.75	1.0	50	0	99.5	80 - 120				
Chloroethane	51.45	1.0	50	0	103	70 - 130				
Chloroform	51.16	1.0	50	0	102	70 - 130				
Chloromethane	51.65	1.0	50	0	103	65 - 130				
cis-1,2-Dichloroethene	51.66	1.0	50	0	103	75 - 125				
cis-1,3-Dichloropropene	54.1	1.0	50	0	108	79 - 125				
Dibromochloromethane	54.75	1.0	50	0	110	70 - 130				
Dibromomethane	55.19	1.0	50	0	110	75 - 125				
Dichlorodifluoromethane	56.56	1.0	50	0	113	60 - 140				
Ethylbenzene	50.89	1.0	50	0	102	80 - 120				
Hexachlorobutadiene	57.14	1.0	50	0	114	70 - 135				
Isopropylbenzene	52.41	1.0	50	0	105	75 - 130				
m,p-Xylene	103.7	2.0	100	0	104	80 - 120				
Methyl tert-butyl ether	60.43	1.0	50	0	121	70 - 130				
Methylene chloride	51.53	2.0	50	0	103	65 - 133				
Naphthalene	60.58	1.0	50	0	121	65 - 135				
n-Butylbenzene	57.35	1.0	50	0	115	75 - 128				
n-Propylbenzene	50.87	1.0	50	0	102	75 - 130				
o-Xylene	51.98	1.0	50	0	104	80 - 120				
sec-Butylbenzene	51.66	1.0	50	0	103	70 - 125				
Styrene	54.41	1.0	50	0	109	78 - 122				
tert-Butylbenzene	50.34	1.0	50	0	101	70 - 130				
Tetrachloroethene	51.33	1.0	50	0	103	75 - 130				
Toluene	50.32	1.0	50	0	101	75 - 121				
trans-1,2-Dichloroethene	53.37	1.0	50	0	107	75 - 125				
trans-1,3-Dichloropropene	54.53	1.0	50	0	109	76 - 125				
Trichloroethene	53.65	1.0	50	0	107	71 - 125				
Trichlorofluoromethane	54.83	1.0	50	0	110	67 - 132				
Vinyl chloride	54.14	1.0	50	0	108	70 - 135				
Xylenes, Total	155.7	3.0	150	0	104	79 - 124				
Surr: 1,2-Dichloroethane-d4	*48.51*	*1.0*	*50*	*0*	*97.0*	*71 - 125*				

Note: See Qualifiers Page for a list of qualifiers and their explanation.

RIGHT SOLUTIONS | RIGHT PARTNER

Client: EarthCon
Project: Transwestern Compressor Sta. #9 Monthly GW
WorkOrder: HS15100993

QC BATCH REPORT

Batch ID: R263947 **Instrument: VOA4** **Method: SW8260**

LCS Sample ID: **VLCSW-151029** Units: **ug/L** Analysis Date: **29-Oct-2015 10:16**
Client ID: Run ID: **VOA4_263947** SeqNo: **3478136** PrepDate: DF: **1**

Analyte	Result	PQL	SPK Val	SPK Ref Value	%REC	Control Limit	RPD Ref Value	%RPD	RPD Limit	Qual
Surr: 4-Bromofluorobenzene	*49.56*	*1.0*	*50*	*0*	*99.1*	*70 - 125*				
Surr: Dibromofluoromethane	*50.15*	*1.0*	*50*	*0*	*100*	*74 - 125*				
Surr: Toluene-d8	*49.32*	*1.0*	*50*	*0*	*98.6*	*75 - 125*				

Note: See Qualifiers Page for a list of qualifiers and their explanation.

RIGHT SOLUTIONS | RIGHT PARTNER

Client: EarthCon
Project: Transwestern Compressor Sta. #9 Monthly GW
WorkOrder: HS15100993

QC BATCH REPORT

Batch ID: R263947 **Instrument: VOA4** **Method: SW8260**

MS Sample ID: **HS15101033-16MS** Units: **ug/L** Analysis Date: **29-Oct-2015 12:46**
Client ID: Run ID: **VOA4_263947** SeqNo: **3478141** PrepDate: DF: **1**

Analyte	Result	PQL	SPK Val	SPK Ref Value	%REC	Control Limit	RPD Ref Value	%RPD	RPD Limit	Qual
1,1,1,2-Tetrachloroethane	50.91	1.0	50	0	102	80 - 120				
1,1,1-Trichloroethane	55.97	1.0	50	0	112	75 - 130				
1,1,2,2-Tetrachloroethane	43.51	1.0	50	0	87.0	74 - 123				
1,1,2-Trichloroethane	49.58	1.0	50	0	99.2	80 - 120				
1,1-Dichloroethane	50.78	1.0	50	0	102	76 - 120				
1,1-Dichloroethene	53.07	1.0	50	0	106	75 - 130				
1,1-Dichloropropene	51.49	1.0	50	0	103	75 - 130				
1,2,3-Trichlorobenzene	45.01	1.0	50	0	90.0	70 - 131				
1,2,3-Trichloropropane	46.78	1.0	50	0	93.6	70 - 126				
1,2,4-Trichlorobenzene	46.78	1.0	50	0	93.6	75 - 126				
1,2,4-Trimethylbenzene	49.24	1.0	50	0	98.5	70 - 125				
1,2-Dibromo-3-chloropropane	44.84	1.0	50	0	89.7	65 - 125				
1,2-Dibromoethane	52.02	1.0	50	0	104	80 - 121				
1,2-Dichlorobenzene	47.47	1.0	50	0	94.9	80 - 120				
1,2-Dichloroethane	47.94	1.0	50	0	95.9	76 - 120				
1,2-Dichloropropane	50.38	1.0	50	0	101	80 - 120				
1,3,5-Trimethylbenzene	49.41	1.0	50	0	98.8	80 - 123				
1,3-Dichlorobenzene	49.31	1.0	50	0	98.6	80 - 120				
1,3-Dichloropropane	49.46	1.0	50	0	98.9	80 - 120				
1,4-Dichlorobenzene	48.52	1.0	50	0	97.0	80 - 120				
1-Methylnaphthalene	34.06	1.0	50	0	68.1	60 - 140				
2,2-Dichloropropane	50.35	1.0	50	0	101	75 - 130				
2-Butanone	94	2.0	100	0	94.0	60 - 140				
2-Chlorotoluene	46.5	1.0	50	0	93.0	75 - 125				
2-Hexanone	100.2	2.0	100	0	100	60 - 131				
2-Methylnaphthalene	43.79	1.0	50	0	87.6	55 - 140				
4-Chlorotoluene	47.91	1.0	50	0	95.8	74 - 125				
4-Isopropyltoluene	53.37	1.0	50	0	107	79 - 127				
4-Methyl-2-pentanone	114	2.0	100	0	114	60 - 135				
Acetone	91.31	2.0	100	0	91.3	60 - 140				
Benzene	49.87	1.0	50	0	99.7	80 - 120				
Bromobenzene	46.91	1.0	50	0	93.8	75 - 125				
Bromodichloromethane	51.61	1.0	50	0	103	75 - 125				
Bromoform	52.53	1.0	50	0	105	70 - 130				

Note: See Qualifiers Page for a list of qualifiers and their explanation.

RIGHT SOLUTIONS | RIGHT PARTNER

Client: EarthCon
Project: Transwestern Compressor Sta. #9 Monthly GW
WorkOrder: HS15100993

QC BATCH REPORT

Batch ID: R263947 **Instrument: VOA4** **Method: SW8260**

MS Sample ID: **HS15101033-16MS** Units: **ug/L** Analysis Date: **29-Oct-2015 12:46**
Client ID: Run ID: **VOA4_263947** SeqNo: **3478141** PrepDate: DF: **1**

Analyte	Result	PQL	SPK Val	SPK Ref Value	%REC	Control Limit	RPD Ref Value	%RPD	RPD Limit	Qual
Bromomethane	48.32	1.0	50	0	96.6	60 - 140				
Carbon disulfide	106.5	2.0	100	0	106	70 - 130				
Carbon tetrachloride	49.42	1.0	50	0	98.8	79 - 120				
Chlorobenzene	48.32	1.0	50	0	96.6	80 - 120				
Chloroethane	51.43	1.0	50	0	103	70 - 130				
Chloroform	49.15	1.0	50	0	98.3	70 - 130				
Chloromethane	46.27	1.0	50	0	92.5	65 - 130				
cis-1,2-Dichloroethene	54.36	1.0	50	3.716	101	75 - 125				
cis-1,3-Dichloropropene	49.58	1.0	50	0	99.2	79 - 125				
Dibromochloromethane	51.25	1.0	50	0	102	70 - 130				
Dibromomethane	49.76	1.0	50	0	99.5	75 - 125				
Dichlorodifluoromethane	29.85	1.0	50	0	59.7	60 - 140				S
Ethylbenzene	50.52	1.0	50	0	101	80 - 120				
Hexachlorobutadiene	48.98	1.0	50	0	98.0	70 - 135				
Isopropylbenzene	52.75	1.0	50	0	106	75 - 130				
m,p-Xylene	103.6	2.0	100	0	104	80 - 120				
Methyl tert-butyl ether	51.74	1.0	50	0	103	70 - 130				
Methylene chloride	49.49	2.0	50	0	99.0	65 - 133				
Naphthalene	43.84	1.0	50	0	87.7	65 - 135				
n-Butylbenzene	56.09	1.0	50	0	112	75 - 128				
n-Propylbenzene	50.43	1.0	50	0	101	75 - 130				
o-Xylene	50.48	1.0	50	0	101	80 - 120				
sec-Butylbenzene	51.18	1.0	50	0	102	70 - 125				
Styrene	52.81	1.0	50	0	106	78 - 122				
tert-Butylbenzene	49.26	1.0	50	0	98.5	70 - 130				
Tetrachloroethene	63.3	1.0	50	11.77	103	75 - 130				
Toluene	49.42	1.0	50	0	98.8	75 - 121				
trans-1,2-Dichloroethene	52.88	1.0	50	0	106	75 - 125				
trans-1,3-Dichloropropene	46.69	1.0	50	0	93.4	76 - 125				
Trichloroethene	57.17	1.0	50	6.798	101	71 - 125				
Trichlorofluoromethane	55.51	1.0	50	0	111	67 - 132				
Vinyl chloride	49.88	1.0	50	0	99.8	70 - 135				
Xylenes, Total	154.1	3.0	150	0	103	80 - 124				
Surr: 1,2-Dichloroethane-d4	*48.51*	*1.0*	*50*	*0*	*97.0*	*71 - 125*				

Note: See Qualifiers Page for a list of qualifiers and their explanation.

RIGHT SOLUTIONS | RIGHT PARTNER

Client: EarthCon
Project: Transwestern Compressor Sta. #9 Monthly GW
WorkOrder: HS15100993

QC BATCH REPORT

Batch ID: R263947 **Instrument: VOA4** **Method: SW8260**

MS Sample ID: **HS15101033-16MS** Units: **ug/L** Analysis Date: **29-Oct-2015 12:46**
Client ID: Run ID: **VOA4_263947** SeqNo: **3478141** PrepDate: DF: **1**

Analyte	Result	PQL	SPK Val	SPK Ref Value	%REC	Control Limit	RPD Ref Value	%RPD	RPD Limit	Qual
Surr: 4-Bromofluorobenzene	*51.14*	*1.0*	*50*	*0*	*102*	*70 - 125*				
Surr: Dibromofluoromethane	*50.44*	*1.0*	*50*	*0*	*101*	*74 - 125*				
Surr: Toluene-d8	*50.32*	*1.0*	*50*	*0*	*101*	*75 - 125*				

Note: See Qualifiers Page for a list of qualifiers and their explanation.

RIGHT SOLUTIONS | RIGHT PARTNER

Client: EarthCon
Project: Transwestern Compressor Sta. #9 Monthly GW
WorkOrder: HS15100993

QC BATCH REPORT

Batch ID: R263947 **Instrument: VOA4** **Method: SW8260**

MSD Sample ID: **HS15101033-16MSD** Units: **ug/L** Analysis Date: **29-Oct-2015 13:10**
Client ID: Run ID: **VOA4_263947** SeqNo: **3478142** PrepDate: DF: **1**

Analyte	Result	PQL	SPK Val	SPK Ref Value	%REC	Control Limit	RPD Ref Value	RPD %RPD	RPD Limit	Qual
1,1,1,2-Tetrachloroethane	52.44	1.0	50	0	105	80 - 120	50.91	2.96	20	
1,1,1-Trichloroethane	57.17	1.0	50	0	114	75 - 130	55.97	2.11	20	
1,1,2,2-Tetrachloroethane	45.94	1.0	50	0	91.9	74 - 123	43.51	5.42	20	
1,1,2-Trichloroethane	49.95	1.0	50	0	99.9	80 - 120	49.58	0.737	20	
1,1-Dichloroethane	51.72	1.0	50	0	103	76 - 120	50.78	1.83	20	
1,1-Dichloroethene	53.41	1.0	50	0	107	75 - 130	53.07	0.626	20	
1,1-Dichloropropene	52.42	1.0	50	0	105	75 - 130	51.49	1.79	20	
1,2,3-Trichlorobenzene	52.46	1.0	50	0	105	70 - 131	45.01	15.3	20	
1,2,3-Trichloropropane	49.46	1.0	50	0	98.9	70 - 126	46.78	5.56	20	
1,2,4-Trichlorobenzene	52.26	1.0	50	0	105	75 - 126	46.78	11.1	20	
1,2,4-Trimethylbenzene	50.58	1.0	50	0	101	70 - 125	49.24	2.68	20	
1,2-Dibromo-3-chloropropane	50.14	1.0	50	0	100	65 - 125	44.84	11.2	20	
1,2-Dibromoethane	54.4	1.0	50	0	109	80 - 121	52.02	4.48	20	
1,2-Dichlorobenzene	49.96	1.0	50	0	99.9	80 - 120	47.47	5.12	20	
1,2-Dichloroethane	49.17	1.0	50	0	98.3	76 - 120	47.94	2.53	20	
1,2-Dichloropropane	51.8	1.0	50	0	104	80 - 120	50.38	2.77	20	
1,3,5-Trimethylbenzene	49.91	1.0	50	0	99.8	80 - 123	49.41	1	20	
1,3-Dichlorobenzene	50.7	1.0	50	0	101	80 - 120	49.31	2.77	20	
1,3-Dichloropropane	49.95	1.0	50	0	99.9	80 - 120	49.46	0.999	20	
1,4-Dichlorobenzene	49.24	1.0	50	0	98.5	80 - 120	48.52	1.47	20	
1-Methylnaphthalene	42.88	1.0	50	0	85.8	60 - 140	34.06	22.9	20	R
2,2-Dichloropropane	52.76	1.0	50	0	106	75 - 130	50.35	4.68	20	
2-Butanone	98.29	2.0	100	0	98.3	60 - 140	94	4.47	20	
2-Chlorotoluene	47.43	1.0	50	0	94.9	75 - 125	46.5	1.99	20	
2-Hexanone	104.5	2.0	100	0	105	60 - 131	100.2	4.24	20	
2-Methylnaphthalene	50.65	1.0	50	0	101	55 - 140	43.79	14.5	20	
4-Chlorotoluene	48.36	1.0	50	0	96.7	74 - 125	47.91	0.92	20	
4-Isopropyltoluene	55.66	1.0	50	0	111	79 - 127	53.37	4.2	20	
4-Methyl-2-pentanone	122.6	2.0	100	0	123	60 - 135	114	7.31	20	
Acetone	98.94	2.0	100	0	98.9	60 - 140	91.31	8.02	20	
Benzene	50.91	1.0	50	0	102	80 - 120	49.87	2.05	20	
Bromobenzene	47.93	1.0	50	0	95.9	75 - 125	46.91	2.16	20	
Bromodichloromethane	51.49	1.0	50	0	103	75 - 125	51.61	0.236	20	
Bromoform	55.02	1.0	50	0	110	70 - 130	52.53	4.63	20	

Note: See Qualifiers Page for a list of qualifiers and their explanation.

RIGHT SOLUTIONS | RIGHT PARTNER

Client: EarthCon
Project: Transwestern Compressor Sta. #9 Monthly GW
WorkOrder: HS15100993

QC BATCH REPORT

Batch ID: R263947 **Instrument: VOA4** **Method: SW8260**

MSD Sample ID: **HS15101033-16MSD** Units: **ug/L** Analysis Date: **29-Oct-2015 13:10**
Client ID: Run ID: **VOA4_263947** SeqNo: **3478142** PrepDate: DF: **1**

Analyte	Result	PQL	SPK Val	SPK Ref Value	%REC	Control Limit	RPD Ref Value	RPD %RPD	RPD Limit	Qual
Bromomethane	50.96	1.0	50	0	102	60 - 140	48.32	5.32	20	
Carbon disulfide	108.6	2.0	100	0	109	70 - 130	106.5	1.99	20	
Carbon tetrachloride	50.63	1.0	50	0	101	75 - 125	49.42	2.4	20	
Chlorobenzene	50.45	1.0	50	0	101	80 - 120	48.32	4.31	20	
Chloroethane	52.81	1.0	50	0	106	70 - 130	51.43	2.66	20	
Chloroform	50.95	1.0	50	0	102	70 - 130	49.15	3.61	20	
Chloromethane	47.38	1.0	50	0	94.8	65 - 130	46.27	2.37	20	
cis-1,2-Dichloroethene	57.14	1.0	50	3.716	107	75 - 125	54.36	4.99	20	
cis-1,3-Dichloropropene	51.43	1.0	50	0	103	79 - 125	49.58	3.67	20	
Dibromochloromethane	53.64	1.0	50	0	107	70 - 130	51.25	4.56	20	
Dibromomethane	48.83	1.0	50	0	97.7	75 - 125	49.76	1.89	20	
Dichlorodifluoromethane	29.72	1.0	50	0	59.4	60 - 140	29.85	0.427	20	S
Ethylbenzene	52.67	1.0	50	0	105	80 - 120	50.52	4.18	20	
Hexachlorobutadiene	55.94	1.0	50	0	112	70 - 135	48.98	13.3	20	
Isopropylbenzene	54.37	1.0	50	0	109	75 - 130	52.75	3.01	20	
m,p-Xylene	106.7	2.0	100	0	107	80 - 120	103.6	3.01	20	
Methyl tert-butyl ether	55.3	1.0	50	0	111	70 - 130	51.74	6.67	20	
Methylene chloride	49.9	2.0	50	0	99.8	65 - 133	49.49	0.822	20	
Naphthalene	52.06	1.0	50	0	104	65 - 135	43.84	17.1	20	
n-Butylbenzene	59.81	1.0	50	0	120	75 - 128	56.09	6.42	20	
n-Propylbenzene	51	1.0	50	0	102	75 - 130	50.43	1.11	20	
o-Xylene	52.67	1.0	50	0	105	80 - 120	50.48	4.25	20	
sec-Butylbenzene	53	1.0	50	0	106	70 - 125	51.18	3.49	20	
Styrene	54.71	1.0	50	0	109	78 - 122	52.81	3.54	20	
tert-Butylbenzene	50.8	1.0	50	0	102	70 - 130	49.26	3.07	20	
Tetrachloroethene	64.87	1.0	50	11.77	106	75 - 130	63.3	2.45	20	
Toluene	51.01	1.0	50	0	102	75 - 121	49.42	3.16	20	
trans-1,2-Dichloroethene	53.89	1.0	50	0	108	75 - 125	52.88	1.89	20	
trans-1,3-Dichloropropene	49.35	1.0	50	0	98.7	76 - 125	46.69	5.54	20	
Trichloroethene	60.27	1.0	50	6.798	107	71 - 125	57.17	5.27	20	
Trichlorofluoromethane	56.36	1.0	50	0	113	67 - 132	55.51	1.51	20	
Vinyl chloride	52.24	1.0	50	0	104	70 - 135	49.88	4.62	20	
Xylenes, Total	159.4	3.0	150	0	106	80 - 124	154.1	3.42	20	
Surr: 1,2-Dichloroethane-d4	*48.82*	*1.0*	*50*	*0*	*97.6*	*71 - 125*	*48.51*	*0.638*	*20*	

Note: See Qualifiers Page for a list of qualifiers and their explanation.

RIGHT SOLUTIONS | RIGHT PARTNER

Client: EarthCon
Project: Transwestern Compressor Sta. #9 Monthly GW
WorkOrder: HS15100993

QC BATCH REPORT

Batch ID: R263947 **Instrument: VOA4** **Method: SW8260**

MSD Sample ID: **HS15101033-16MSD** Units: **ug/L** Analysis Date: **29-Oct-2015 13:10**
Client ID: Run ID: **VOA4_263947** SeqNo: **3478142** PrepDate: DF: **1**

Analyte	Result	PQL	SPK Val	SPK Ref Value	%REC	Control Limit	RPD Ref Value	RPD %RPD	RPD Limit	Qual
Surr: 4-Bromofluorobenzene	*50.52*	*1.0*	*50*	*0*	*101*	*70 - 125*	*51.14*	*1.22*	*20*	
Surr: Dibromofluoromethane	*51.04*	*1.0*	*50*	*0*	*102*	*74 - 125*	*50.44*	*1.19*	*20*	
Surr: Toluene-d8	*51.21*	*1.0*	*50*	*0*	*102*	*75 - 125*	*50.32*	*1.75*	*20*	

The following samples were anayzed in this batch: HS15100993-04 HS15100993-05

Note: See Qualifiers Page for a list of qualifiers and their explanation.

RIGHT SOLUTIONS | RIGHT PARTNER

Client: EarthCon
Project: Transwestern Compressor Sta. #9 Monthly GW
WorkOrder: HS15100993

QC BATCH REPORT

Batch ID: R263758 **Instrument: UV-2450** **Method: SM4500P E**

MBLK Sample ID: **MBLK-263758** Units: **mg/L** Analysis Date: **28-Oct-2015 07:00**
Client ID: Run ID: **UV-2450_263758** SeqNo: **3474557** PrepDate: DF: **1**

Analyte	Result	PQL	SPK Val	SPK Ref Value	%REC	Control Limit	RPD Ref Value	%RPD	RPD Limit	Qual
Phosphorus, Total Orthophosphate (As P)	ND	0.0250								

LCS Sample ID: **LCS-263758** Units: **mg/L** Analysis Date: **28-Oct-2015 07:00**
Client ID: Run ID: **UV-2450_263758** SeqNo: **3474558** PrepDate: DF: **1**

Analyte	Result	PQL	SPK Val	SPK Ref Value	%REC	Control Limit	RPD Ref Value	%RPD	RPD Limit	Qual
Phosphorus, Total Orthophosphate (As P)	0.244	0.0250	0.25	0	97.6	80 - 120				

MS Sample ID: **HS15100993-04MS** Units: **mg/L** Analysis Date: **28-Oct-2015 07:00**
Client ID: **Post Treatment *Unfiltered*** Run ID: **UV-2450_263758** SeqNo: **3474561** PrepDate: DF: **1**

Analyte	Result	PQL	SPK Val	SPK Ref Value	%REC	Control Limit	RPD Ref Value	%RPD	RPD Limit	Qual
Phosphorus, Total Orthophosphate (As P)	0.276	0.0250	0.25	0.041	94.0	80 - 120				

MSD Sample ID: **HS15100993-04MSD** Units: **mg/L** Analysis Date: **28-Oct-2015 07:00**
Client ID: **Post Treatment *Unfiltered*** Run ID: **UV-2450_263758** SeqNo: **3474562** PrepDate: DF: **1**

Analyte	Result	PQL	SPK Val	SPK Ref Value	%REC	Control Limit	RPD Ref Value	%RPD	RPD Limit	Qual
Phosphorus, Total Orthophosphate (As P)	0.303	0.0250	0.25	0.041	105	80 - 120	0.276	9.33	20	

The following samples were anayzed in this batch: HS15100993-04

Note: See Qualifiers Page for a list of qualifiers and their explanation.

RIGHT SOLUTIONS | RIGHT PARTNER

Client: EarthCon
Project: Transwestern Compressor Sta. #9 Monthly GW
WorkOrder: HS15100993

QC BATCH REPORT

Batch ID: R263783 **Instrument: ICS2100** **Method: E300**

MBLK Sample ID: **WBLKW1-102715** Units: **mg/L** Analysis Date: **27-Oct-2015 09:09**
Client ID: Run ID: **ICS2100_263783** SeqNo: **3474858** PrepDate: DF: **1**

Analyte	Result	PQL	SPK Val	SPK Ref Value	%REC	Control Limit	RPD Ref Value	%RPD	RPD Limit	Qual
Bromide	ND	0.100								
Chloride	ND	0.500								
Fluoride	ND	0.100								
Nitrogen, Nitrate (As N)	ND	0.100								
Nitrogen, Nitrite (As N)	ND	0.100								
Sulfate	ND	0.500								

LCS Sample ID: **WLCSW1-102715** Units: **mg/L** Analysis Date: **27-Oct-2015 09:23**
Client ID: Run ID: **ICS2100_263783** SeqNo: **3474859** PrepDate: DF: **1**

Analyte	Result	PQL	SPK Val	SPK Ref Value	%REC	Control Limit	RPD Ref Value	%RPD	RPD Limit	Qual
Bromide	3.627	0.100	4	0	90.7	90 - 110				
Chloride	19.55	0.500	20	0	97.8	90 - 110				
Fluoride	4.176	0.100	4	0	104	90 - 110				
Nitrogen, Nitrate (As N)	3.909	0.100	4	0	97.7	90 - 110				
Nitrogen, Nitrite (As N)	4.164	0.100	4	0	104	90 - 110				
Sulfate	19.63	0.500	20	0	98.2	90 - 110				

LCSD Sample ID: **WLCSDW1-102715** Units: **mg/L** Analysis Date: **27-Oct-2015 09:38**
Client ID: Run ID: **ICS2100_263783** SeqNo: **3474860** PrepDate: DF: **1**

Analyte	Result	PQL	SPK Val	SPK Ref Value	%REC	Control Limit	RPD Ref Value	%RPD	RPD Limit	Qual
Bromide	3.602	0.100	4	0	90.0	90 - 110	3.627	0.692	20	
Chloride	19.47	0.500	20	0	97.3	90 - 110	19.55	0.441	20	
Fluoride	4.156	0.100	4	0	104	90 - 110	4.176	0.48	20	
Nitrogen, Nitrate (As N)	3.87	0.100	4	0	96.8	90 - 110	3.909	1	20	
Nitrogen, Nitrite (As N)	4.123	0.100	4	0	103	90 - 110	4.164	0.99	20	
Sulfate	19.53	0.500	20	0	97.7	90 - 110	19.63	0.506	20	

Note: See Qualifiers Page for a list of qualifiers and their explanation.

RIGHT SOLUTIONS | RIGHT PARTNER

Client: EarthCon
Project: Transwestern Compressor Sta. #9 Monthly GW
WorkOrder: HS15100993

QC BATCH REPORT

Batch ID: R263783 **Instrument: ICS2100** **Method: E300**

MS Sample ID: **HS15100993-04MS** Units: **mg/L** Analysis Date: **27-Oct-2015 16:28**
Client ID: **Post Treatment *Unfiltered*** Run ID: **ICS2100_263783** SeqNo: **3474882** PrepDate: DF: **1**

Analyte	Result	PQL	SPK Val	SPK Ref Value	%REC	Control Limit	RPD Ref Value	%RPD	RPD Limit	Qual
Bromide	1.876	0.100	2	0.219	82.8	80 - 120				
Chloride	401.2	0.500	10	399.4	17.6	80 - 120				SEO
Fluoride	3.533	0.100	2	1.655	93.9	80 - 120				
Nitrogen, Nitrate (As N)	2.202	0.100	2	0	110	80 - 120				
Nitrogen, Nitrite (As N)	2.388	0.100	2	0	119	80 - 120				
Sulfate	494.1	0.500	10	495.8	-16.7	80 - 120				SEO

MS Sample ID: **HS15100883-01MS** Units: **mg/L** Analysis Date: **27-Oct-2015 11:10**
Client ID: Run ID: **ICS2100_263783** SeqNo: **3474866** PrepDate: DF: **2000**

Analyte	Result	PQL	SPK Val	SPK Ref Value	%REC	Control Limit	RPD Ref Value	%RPD	RPD Limit	Qual
Bromide	3726	200	4000	315.4	85.3	80 - 120				
Chloride	61540	1000	20000	41850	98.4	80 - 120				
Fluoride	4198	200	4000	71.6	103	80 - 120				
Nitrogen, Nitrate (As N)	3878	200	4000	105.6	94.3	80 - 120				
Nitrogen, Nitrite (As N)	4241	200	4000	0	106	80 - 120				
Sulfate	19550	1000	20000	39	97.6	80 - 120				

MSD Sample ID: **HS15100993-04MSD** Units: **mg/L** Analysis Date: **27-Oct-2015 16:43**
Client ID: **Post Treatment *Unfiltered*** Run ID: **ICS2100_263783** SeqNo: **3474883** PrepDate: DF: **1**

Analyte	Result	PQL	SPK Val	SPK Ref Value	%REC	Control Limit	RPD Ref Value	%RPD	RPD Limit	Qual
Bromide	1.905	0.100	2	0.219	84.3	80 - 120	1.876	1.53	20	
Chloride	392.6	0.500	10	399.4	-67.7	80 - 120	401.2	2.15	20	SEO
Fluoride	3.467	0.100	2	1.655	90.6	80 - 120	3.533	1.89	20	
Nitrogen, Nitrate (As N)	2.155	0.100	2	0	108	80 - 120	2.202	2.16	20	
Nitrogen, Nitrite (As N)	2.327	0.100	2	0	116	80 - 120	2.388	2.59	20	
Sulfate	484.4	0.500	10	495.8	-114	80 - 120	494.1	1.98	20	SEO

Note: See Qualifiers Page for a list of qualifiers and their explanation.

RIGHT SOLUTIONS | RIGHT PARTNER

Client: EarthCon
Project: Transwestern Compressor Sta. #9 Monthly GW
WorkOrder: HS15100993

QC BATCH REPORT

Batch ID: R263783 **Instrument: ICS2100** **Method: E300**

MSD Sample ID: **HS15100883-01MSD** Units: **mg/L** Analysis Date: **27-Oct-2015 11:25**
Client ID: Run ID: **ICS2100_263783** SeqNo: **3474867** PrepDate: DF: **2000**

Analyte	Result	PQL	SPK Val	SPK Ref Value	%REC	Control Limit	RPD Ref Value	%RPD	RPD Limit	Qual
Bromide	3561	200	4000	315.4	81.1	80 - 120	3726	4.52	20	
Chloride	59030	1000	20000	41850	85.9	80 - 120	61540	4.17	20	
Fluoride	4094	200	4000	71.6	101	80 - 120	4198	2.51	20	
Nitrogen, Nitrate (As N)	3726	200	4000	105.6	90.5	80 - 120	3878	4	20	
Nitrogen, Nitrite (As N)	4075	200	4000	0	102	80 - 120	4241	3.98	20	
Sulfate	18880	1000	20000	39	94.2	80 - 120	19550	3.51	20	

The following samples were anayzed in this batch: HS15100993-04

Note: See Qualifiers Page for a list of qualifiers and their explanation.

RIGHT SOLUTIONS | RIGHT PARTNER

Client: EarthCon
Project: Transwestern Compressor Sta. #9 Monthly GW
WorkOrder: **HS15100993**

QUALIFIERS, ACRONYMS, UNITS

Qualifier	Description
*	Value exceeds Regulatory Limit
a	Not accredited
B	Analyte detected in the associated Method Blank above the Reporting Limit
E	Value above quantitation range
H	Analyzed outside of Holding Time
J	Analyte detected below quantitation limit
M	Manually integrated, see raw data for justification
n	Not offered for accreditation
ND	Not Detected at the Reporting Limit
O	Sample amount is > 4 times amount spiked
P	Dual Column results percent difference > 40%
R	RPD above laboratory control limit
S	Spike Recovery outside laboratory control limits
U	Analyzed but not detected above the MDL/SDL

Acronym	Description
DCS	Detectability Check Study
DUP	Method Duplicate
LCS	Laboratory Control Sample
LCSD	Laboratory Control Sample Duplicate
MBLK	Method Blank
MDL	Method Detection Limit
MQL	Method Quantitation Limit
MS	Matrix Spike
MSD	Matrix Spike Duplicate
PDS	Post Digestion Spike
PQL	Practical Quantitaion Limit
SD	Serial Dilution
SDL	Sample Detection Limit
TRRP	Texas Risk Reduction Program

Unit Reported	Description
Date	
mg/L	Milligrams per Liter

RIGHT SOLUTIONS | RIGHT PARTNER

CERTIFICATIONS,ACCREDITATIONS & LICENSES

Agency	Number	Expire Date
Arkansas	15-024-0	27-Mar-2016
California	2919	31-Jul-2016
Dept of Defense	L2231 Rev 3-20-2014	22-Dec-2015
Illinois	003622	09-May-2016
Kansas	E-10352 2014-2015	30-Nov-2015
Kentucky	KY 2015-2016	30-Apr-2016
Louisiana	03087 2015/2016	30-Jun-2016
North Carolina	624 - 2015	31-Dec-2015
North Dakota	R-193 2015-2016	30-Apr-2016
Oklahoma	2015-047	31-Aug-2016
Texas	T104704231-15-15	30-Apr-2016

RIGHT SOLUTIONS | RIGHT PARTNER

Client: EarthCon
Project: Transwestern Compressor Sta. #9 Monthly GW
Work Order: HS15100993

SAMPLE TRACKING

Lab Samp ID	Client Sample ID	Action	Date	Person	New Location
HS15100993-01	Pre-Treatment	Login	10/27/2015 12:42:48 PM	CGG	BTEX A1
HS15100993-02	Post Air Stripper	Login	10/27/2015 12:42:48 PM	CGG	BTEX A1
HS15100993-03	Between GAC's	Login	10/27/2015 12:42:48 PM	CGG	BTEX A1
HS15100993-04	Post Treatment *Unfiltered*	Login	10/27/2015 12:42:48 PM	CGG	19B
HS15100993-04	Post Treatment *Unfiltered*	Login	10/27/2015 12:42:48 PM	CGG	19B
HS15100993-04	Post Treatment *Unfiltered*	Login	10/27/2015 12:42:48 PM	CGG	VW-3
HS15100993-05	Trip Blank	Login	10/27/2015 12:42:48 PM	CGG	VW-3

RIGHT SOLUTIONS | RIGHT PARTNER

Sample Receipt Checklist

Client Name: EarthCon - North Houston
Work Order: HS15100993
Date/Time Received: **27-Oct-2015 09:05**
Received by: **RPG**

Checklist completed by: *Corey Grandits* eSignature 27-Oct-2015 Date
Reviewed by: *Sonia West* eSignature 28-Oct-2015 Date

Matrices: **Water**
Carrier name: **FedEx Priority Overnight**

Shipping container/cooler in good condition?	Yes ☑	No ☐	Not Present ☐
Custody seals intact on shipping container/cooler?	Yes ☑	No ☐	Not Present ☐
Custody seals intact on sample bottles?	Yes ☐	No ☐	Not Present ☑
Chain of custody present?	Yes ☑	No ☐	
Chain of custody signed when relinquished and received?	Yes ☑	No ☐	
Chain of custody agrees with sample labels?	Yes ☑	No ☐	
Samples in proper container/bottle?	Yes ☑	No ☐	
Sample containers intact?	Yes ☑	No ☐	
TX1005 solids received in hermetically sealed vials?	Yes ☐	No ☐	N/A ☑
Sufficient sample volume for indicated test?	Yes ☑	No ☐	
All samples received within holding time?	Yes ☑	No ☐	
Container/Temp Blank temperature in compliance?	Yes ☑	No ☐	
Temperature(s)/Thermometer(s):	4.9c/5.2c uc/c	IR4	
Cooler(s)/Kit(s):	24333		
Date/Time sample(s) sent to storage:	10/27/2015 13:10		
Water - VOA vials have zero headspace?	Yes ☑	No ☐	No VOA vials submitted ☐
Water - pH acceptable upon receipt?	Yes ☑	No ☐	N/A ☐
pH adjusted?	Yes ☐	No ☑	N/A ☐
pH adjusted by:			

Login Notes: The sample received for Dissolved Metals was to be field filtered and preserved. The COC notes that the sample was not filtered in the field. Since the sample was preserved the lab used extra unpreserved volume to filter in the lab and analyzed.

Client Contacted: Date Contacted: Person Contacted:

Contacted By: 0 Regarding:

Comments:

Corrective Action:

RIGHT SOLUTIONS | RIGHT PARTNER

ALS Environmental

Cincinnati, OH +1 513 733 5336 | Everett, WA +1 425 356 2600 | Fort Collins, CO +1 970 490 1511 | Holland, MI +1 616 399 6070

Chain of Custody Form

Page _____ of _____

COC ID: 132489

HS15100993

EarthCon

Transwestern Compressor Sta. #9 Monthly GW

ALS Project Manager:

Customer Information		Project Information			
Purchase Order		Project Name	Transwestern Compressor Sta. #9	A	Volatiles 8260 Select List
Work Order		Project Number	Monthly Groundwater	B	Bromide, Chloide, Fluoride, Nitrate, Nitrite 300.0
Company Name	EarthCon	Bill To Company	EarthCon	C	Sulfate 300.0
Send Report To	JD Haines	Invoice Attn	JD Haines	D	O-Phosphorus
Address	14405 Walters Road Suite 700	Address	14405 Walters Road Suite 700	E	Dissolved Metals: Ca,Mg,K,Na 200.7 *Field Filtered
				F	BTEX 8021B
City/State/Zip	Houston	City/State/Zip	Houston	G	
Phone	(317) 450-6126	Phone	(281) 240-5200	H	
Fax		Fax	(281) 201-3510	I	
e-Mail Address	jhaines@earthcon.com	e-Mail Address		J	

No.	Sample Description	Date	Time	Matrix	Pres.	# Bottles	A	B	C	D	E	F	G	H	I	J	Hold
1	Pre-Treatment	10/23/15	12:00	Water	HCL		3					X					
2	Post Air Stripper	10/23/15	12:05	Water	HCL		3					X					
3	Between GAC's	10/23/15	12:10	Water	HCL		3					X					
4	Post Treatment *UNFILTERED*	10/26/15	0900	Water	Several		6 X	X	X	X	X						
5	Trip Blank			Water	HCL		2 X										
6																	
7																	
8																	
9																	
10																	

Sampler(s) Please Print & Sign: Clayton McCutchen

Shipment Method: FEDEX

Required Turnaround Time: (Check Box) ☐ Std 10 WK days ☒ 5 WK Days ☐ 2 WK Days ☐ 24 Hour ☐ Other

Results Due Date:

Notes:

Relinquished by:	Date: 10/26/15	Time: 10:00	Received by:	
Relinquished by:	Date:	Time:	Received by (Laboratory): R Cuoz 10/27/15 09:05	
Logged by (Laboratory):	Date:	Time:	Checked by (Laboratory):	

Cooler ID	Cooler Temp.
24333	UIC 4.9
IR 4	
CF 0.3	

QC Package: (Check One Box Below)

☒ Level 2 Std QC ☐ Level 3 Std QC/Row da ☐ Level 4 SW846/CLP ☐ Other/EDD ☐ TRRP ChkList ☐ TRRP Level 4

Preservative Key: 1-HCl 2-HNO_3 3-H_2SO_4 4-NaOH 5-$Na_2S_2O_3$ 6-$NaHSO_4$ 7-Other 8-4°C 9-5035

Note: 1. Any changes must be made in writing once samples and COC Form have been submitted to ALS Environmental.
2. Unless otherwise agreed in a formal contract, services provided by ALS Environmental are expressly limited to the terms and conditions stated on the reverse.
3. The Chain of Custody is a legal document. All information must be completed accurately.

Copyright 2011 by ALS Environmental.

RIGHT SOLUTIONS | RIGHT PARTNER





RIGHT SOLUTIONS | RIGHT PARTNER

After printing this label:
1. Use the 'Print' button on this page to print your label to your laser or inkjet printer.
2. Fold the printed page along the horizontal line.
3. Place label in shipping pouch and affix it to your shipment so that the barcode portion of the label can be read and scanned.

Warning: Use only the printed original label for shipping. Using a photocopy of this label for shipping purposes is fraudulent and could result in additional billing charges, along with the cancellation of your FedEx account number.
Use of this system constitutes your agreement to the service conditions in the current FedEx Service Guide, available on fedex.com.FedEx will not be responsible for any claim in excess of $100 per package, whether the result of loss, damage, delay, non-delivery,misdelivery,or misinformation, unless you declare a higher value, pay an additional charge, document your actual loss and file a timely claim.Limitations found in the current FedEx Service Guide apply. Your right to recover from FedEx for any loss, including intrinsic value of the package, loss of sales, income interest, profit, attorney's fees, costs, and other forms of damage whether direct, incidental,consequential, or special is limited to the greater of $100 or the authorized declared value. Recovery cannot exceed actual documented loss.Maximum for items of extraordinary value is $1,000, e.g. jewelry, precious metals, negotiable instruments and other items listed in our ServiceGuide. Written claims must be filed within strict time limits, see current FedEx Service Guide.

RIGHT SOLUTIONS | RIGHT PARTNER

Appendix E

Historical SVE System Table for Gasoline Range Organics

Historical Summary of Vapor Sample Analyses for the SVE System (Gasoline Range VOCs)
Transwestern Compressor Station No. 9 - Roswell, NM

Sample ID	Date	Gasoline Range VOCs		Estimated Process Flow	Potential Emissions	< C5	C5-C6	C6-C7	C7-C8	C8-C9	C9-C10	C10-C11	C11-C12	C12-C14	C14+
		(ug/L)	(ppbv) [a]	(scfm)	(lb/hr)	(%)									
West Baker Furnace	10/06/09	1,770	539	142	0.9	--	10.5	46.2	38.1	4.0	1.2	0.0	0.0	0.0	0.0
West Baker Furnace	08/10/11	3,200	974	147	1.8	--	--	--	--	--	--	--	--	--	--
West Baker Furnace	07/03/12	3,700	1,126	162	2.2	--	--	--	--	--	--	--	--	--	--
West Baker Furnace	10/05/12	1,400	426	162	0.8	--	--	--	--	--	--	--	--	--	--
West Baker Furnace	10/22/12	1,670	508	162	1.0	--	17.1	44.2	28.6	4.2	5.0	0.5	0.2	0.1	0.1
West Baker Furnace	01/29/13	1,130	344	160	0.7	--	20.3	44.9	25.9	3.9	4.6	0.3	0.0	0.1	0.0
West Baker Furnace	02/27/13	1,120	341	160	0.7	--	14.2	40.2	30.2	6.1	8.3	0.6	0.4	0.0	0.0
West Baker Furnace	03/29/13	694	211	160	0.4	--	14.8	42.0	29.5	8.1	5.1	0.2	0.1	0.2	0.0
West Baker Furnace	04/30/13	850	259	160	0.5	--	31.1	32.1	23.6	8.0	4.3	0.7	0.1	0.1	0.0
West Baker Furnace	05/16/13	5,610	1,707	160	3.4	--	33.5	31.4	26.8	5.8	2.0	0.4	0.1	0.0	0.0
West Baker Furnace	06/17/13	4,600	1,400	160	2.8	--	--	--	--	--	--	--	--	--	--
West Baker Furnace	07/17/13	4,680	1,424	160	2.8	--	28.6	30.3	30.3	6.9	3.5	0.3	0.1	0.0	0.0
West Baker Furnace	08/27/13	3,040	925	160	1.8	--	25.7	28.7	31.0	8.3	5.0	0.9	0.3	0.1	0.0
West Baker Furnace	09/25/13	2,280	694	160	1.4	--	25.4	29.5	24.8	10.0	7.5	1.9	0.8	0.1	0.0
West Baker Furnace	10/17/13	1,900	578	160	1.1	--	28.0	38.7	21.3	7.4	3.6	0.5	0.4	0.1	0.0
West Baker Furnace	11/22/13	2,100	639	160	1.3	--	31.9	35.5	23.4	5.9	3.0	0.1	0.1	0.1	0.0
West Baker Furnace	12/17/13	1,980	603	160	1.2	--	28.6	37.8	21.0	7.3	4.1	0.7	0.3	0.2	0.0
East Baker Furnace	10/06/09	2,010	612	216	1.6	--	15.4	49.3	31.4	2.9	1.0	0.0	0.0	0.0	0.0
East Baker Furnace	08/10/11	2,200	669	147	1.2	--	--	--	--	--	--	--	--	--	--
East Baker Furnace	07/03/12	2,100	639	159	1.3	--	--	--	--	--	--	--	--	--	--
East Baker Furnace	10/05/12	1,200	365	159	0.7	--	--	--	--	--	--	--	--	--	--
East Baker Furnace	10/22/12	1,780	542	160	1.1	--	15.3	41.0	29.6	5.8	7.1	0.9	0.1	0.1	0.1
East Baker Furnace	01/29/13	928	282	160	0.6	--	16.4	46.9	24.9	6.2	5.4	0.2	0.0	0.0	0.0
East Baker Furnace	02/27/13	860	262	160	0.5	--	15.2	43.2	30.0	6.2	5.2	0.2	0.0	0.0	0.0
East Baker Furnace	03/29/13	555	169	160	0.3	--	16.6	47.6	24.4	6.1	4.5	0.5	0.2	0.1	0.0
East Baker Furnace	04/30/13	772	235	160	0.5	--	27.7	28.9	29.6	8.0	4.6	0.9	0.2	0.1	0.0
East Baker Furnace	05/16/13	5,350	1,628	160	3.2	--	31.4	30.2	27.7	6.9	2.7	0.8	0.2	0.1	0.0
East Baker Furnace	06/17/13	4,700	1,430	160	2.8	--	--	--	--	--	--	--	--	--	--
East Baker Furnace	07/17/13	5,780	1,759	160	3.5	--	29.5	29.8	29.1	7.0	3.6	0.8	0.2	0.0	0.0
East Baker Furnace	08/27/13	3,040	925	160	1.8	--	25.6	28.7	31.0	8.5	5.1	0.9	0.2	0.0	0.0
East Baker Furnace	09/25/13	2,040	621	160	1.2	--	25.9	30.1	25.4	9.5	7.4	1.2	0.4	0.1	0.0
East Baker Furnace	10/17/13	1,650	502	160	1.0	--	30.5	32.8	22.8	7.9	4.6	0.6	0.4	0.2	0.2
East Baker Furnace	11/22/13	1,960	596	160	1.2	--	29.6	32.5	24.2	7.9	4.4	0.7	0.4	0.3	0.0
East Baker Furnace	12/17/13	1,770	539	160	1.1	--	31.4	33.2	22.8	7.2	4.2	0.6	0.3	0.3	0.0

(a) Conversion Factor:

P = 1.00 atm, MW = 79 g/mole, R = 0.08205 L*atm/(K*mole), T = 293°K

C ppbv = C ug/L * ((R * T)/(MW*P))

C ppbv = C ug/L * 0.3043

Historical SVE System Potential Emissions Estimate for Gasoline Range Organics Transwestern Compressor Station No. 9 - Roswell, NM

	West Unit				East Unit				Total				
Date	Total GRO C(ug/L)	Flow Rate Q(scfm)	Potential Emissions M(lb/hr)	Projected TPY M(tons/yr)	Total GRO C(ug/L)	Flow Rate Q(scfm)	Potential Emissions M(lb/hr)	Projected TPY M(tons/yr)	Flow Rate Q(scfm)	Potential Emissions M(lb/hr)	Projected TPY M(tons/yr)	Projected GPY M(gal/yr)	Projected PPY M(lbs/yr)
05/21/03	3220	128	1.5	6.8	1850	175	1.2	5.3	303	2.8	12.1	3810	24147
06/04/03	3660	127	1.7	7.6	3450	142	1.8	8.0	269	3.6	15.7	4942	31326
12/15/04	979	157	0.6	2.5	2800	215	2.3	9.9	372	2.8	12.4	3912	24796
07/15/05	2120	153	1.2	5.3	4140	184	2.9	12.5	337	4.1	17.8	5622	35638
05/01/06	2200	160	1.3	5.8	4470	198	3.3	14.5	358	4.6	20.3	6404	40590
09/13/06	990	165	0.6	2.7	3140	210	2.5	10.8	375	3.1	13.5	4259	26996
06/22/07	826	161	0.5	2.2	1300	206	1.0	4.4	367	1.5	6.6	2075	13150
07/02/08	728	150	0.4	1.8	1420	193	1.0	4.5	343	1.4	6.3	1984	12575
11/05/08	5840	140	3.1	13.4	4580	177	3.0	13.3	317	6.1	26.7	8429	53426
10/06/09	1770	142	0.9	4.1	2010	216	1.6	7.1	358	2.6	11.2	3549	22492
08/10/11	3200	147	1.8	7.7	2200	147	1.2	5.3	294	3.0	13.0	4109	26046
07/03/12	3700	162	2.2	9.8	2100	159	1.3	5.5	321	3.5	15.3	4831	30623
10/05/12	1400	162	0.8	3.7	1200	159	0.7	3.1	321	1.6	6.9	2162	13702
10/22/12	1670	162	1.0	4.4	1780	160	1.1	4.7	322	2.1	9.1	2875	18222
01/29/13	1130	160	0.7	3.0	928	160	0.6	2.4	320	1.2	5.4	1705	10804
02/27/13	1120	160	0.7	2.9	860	160	0.5	2.3	320	1.2	5.2	1640	10395
03/29/13	694	160	0.4	1.8	555	160	0.3	1.5	320	0.7	3.3	1035	6557
04/30/13	850	160	0.5	2.2	772	160	0.5	2.0	320	1.0	4.3	1343	8515
05/16/13	5610	160	3.4	14.7	5350	160	3.2	14.0	320	6.6	28.8	9078	57539
06/17/13	4600	160	2.8	12.1	4700	160	2.8	12.3	320	5.6	24.4	7703	48824
07/17/13	4680	160	2.8	12.3	5780	160	3.5	15.2	320	6.3	27.5	8664	54914
08/27/13	3040	160	1.8	8.0	3040	160	1.8	8.0	320	3.6	16.0	5036	31919
09/25/13	2280	160	1.4	6.0	2040	160	1.2	5.4	320	2.6	11.3	3578	22679
10/17/13	1900	160	1.1	5.0	1650	160	1.0	4.3	320	2.1	9.3	2940	18637
11/22/13	2100	160	1.3	5.5	1960	160	1.2	5.1	320	2.4	10.7	3363	21315
12/17/13	1980	160	1.2	5.2	1770	160	1.1	4.6	320	2.2	9.8	3106	19687

Notes:
1) Concentrations based on Hall Lab analysis of SVE system samples

Appendix F
PSH Disposal Manifest

PETROLEUM CRUDE OIL #3 UN-1267 . I FLAMMABLE LIQUID

GANDY CORPORATION
24 HOUR EMERGENCY
RESPONSE # (575) 396-4948
PERMIT # PRC14225

P.O. Box 2140
Lovington, NM 88260
(575) 396-4948

DISTRICT NUMBER

10553

RUN SECTION

	MONTH	DAY	YEAR
	1	20	2016

LEASE OPERATOR: Transwestern Pipeline

PAID CHECK #	LEASE NAME: Station #	TRUCK NO. 391
AMOUNT	FIELD NAME	TRAILER NO. 357
CONTRACT NO.	DESTINATION NAME: GANDY PLANT	PIPELINE NO.

OPR. LIC. NO.	SEC.	TWP.	RG.	COUNTY

MILEAGE START	MILEAGE END	TOTAL MILEAGE

GAUGE	OIL LEVEL FT.	IN.	FRACT.	TANK TABLE BARRELS	UNLOADED / IN TANK NO.
OPEN					TOP GAUGE
CLOSE					BOTTOM GAUGE BBLS

OBS GRAVITY TEMP.	TRUE GRAVITY	GROSS BbLS	
150			54.1 Condensate i. H2O
TANK NUMBER	B S & W % 60% 10	NET BbLS	Taken
TANK SIZE 100 bbl	TIME START	TIME FINISH	CMB

DRIVERS SIGNATURE	TOTAL HOURS
Lynette Gray	
OPERATOR'S SIGNATURE	

WHITE: OPERATOR YELLOW: FIELD DRIVER: PINK

SUPERIOR PRINTING SERVICE, INC.