RECEIVED

MAR 18 2014

NMED
Hazardous Waste Bureau

Department of Energy
Carlsbad Field Office
P. O. Box 3090
Carlsbad, New Mexico 88221

MAR 14 2014

Mr. John E. Kieling, Bureau Chief
Hazardous Waste Bureau
New Mexico Environment Department
2905 Rodeo Park Drive East, Building 1
Santa Fe, NM 87508-6303

Mr. Tom Blaine, Division Director
Environmental Health Division
Harold Runnels Building
1190 Saint Francis Drive, PO Box 5496
Santa Fe, NM 87502-5469

Subject: Weekly Report as Requested per Item 14 of the Referenced Administrative Order

Reference: Administrative Order Under the New Mexico Hazardous Waste Act § 74-4-13 from R. Flynn to Mr. Jose R. Franco, Mr. M. Farok Sharif, George W. Hellstrom, and Dennis N. Cook, dated February 27, 2014.

Dear Mr. Kieling and Mr. Blaine:

The purpose of this letter is to transmit the weekly report as requested in the Referenced Administrative Order, Item 14.

We certify under penalty of law that this document and all attachments were prepared under our direction or supervision in accordance with a system designed to assure that qualified personnel properly gather and evaluate the information submitted. Based on our inquiry of the person or persons who manage the system, or those persons directly responsible for gathering the information, the information submitted is, to the best of our knowledge and belief, true, accurate, and complete. We are aware that there are significant penalties for submitting false information, including the possibility of fine and imprisonment for knowing violations.

If you have any questions, please contact Mr. George T. Basabilvazo at (575) 234-7488.

Sincerely,

Jose R. Franco, Manager
Carlsbad Field Office

M. F. Sharif, Project Manager
Nuclear Waste Partnership LLC

cc:
T. Kliphuis, NMED *ED
*ED denotes electronic distribution

CBFO:OESH:GB:LC:14-1437:UFC 5487.00

1403104

Weekly Status Report for the February 28, 2014, New Mexico Environment Department Administrative Order Required Information Report for the Initial Reporting period (ending March 9, 2014)

14(a) All Permit-related inspection and monitoring actions taken by the Permittees since February 5, 2014.

Attachment 1, *Surface Inspections*, provides the status of the Permit-related surface inspections from February 5, 2014, through March 9, 2014. This list is taken from Permit Attachment E, Table E-1. The table in Attachment 1 does not include underground related inspections and the comment column in Attachment 1 provides additional status information.

The surface inspections required by Table E-1a related to remote-handled (RH) TRU waste are pre-operational. Because the WIPP facility has not been handling RH TRU waste and there is no RH TRU waste being stored in the RH bay or the RH Parking Area Unit (PAU) at this time, these pre-operational inspections do not currently apply. Inspections and preventative maintenance (PMs) are not required for equipment that is out of service. Prior to commencing RH TRU waste handling operations, PMs and/or inspections will be brought to a current/compliant status.

The following are the Permit related monitoring actions taken since February 5, 2014:

VOC Monitoring

Action: Surface Volatile Organic Compound (VOC) monitoring is being evaluated to determine its feasibility in lieu of collecting repository samples (Stations VOC-A and VOC-B), while the facility is in the recovery operation. Because the underground was not accessible after the fire event, only one passive 6-hour VOC sample has been collected since February 5, 2014, and this sample was collected on February 12, 2014, near the Training Building. However, data are not yet available for this sample.

In addition, samples have been collected at two locations twice each week since February 25, 2014. These samples are passive 24-hour VOC samples collected on the surface near the Training Building and at the south fence line just behind the Waste Handling Building (WHB). These samples are intended to help identify any VOC exposure to the Training Building receptor. The samples at the south fence line are being taken as a

background measurement. The collection method is detailed in procedure WP 12-VC1685, *Subatmospheric and Pressurized Air Sampling in Passivated Canisters*.

Exposure to VOCs by the non-waste worker in the Training Building is minimal since these employees are not working at the WIPP facility at this time.

Frequency: Twice weekly at both locations as access to the WIPP Facility allows.

Status: One passive 6-hour sample was collected at the Training Building on February 12, 2014. Beginning on February 25, 2014, passive samples (24-hour) have been collected as discussed above. No analytical data are available at this time.

14 (b) Actions taken with regard to TRU waste shipments that were en-route since February 5, 2014

The TRU waste shipments that were en-route to the WIPP facility on February 5, 2014, were allowed to proceed to the WIPP facility to be parked in the PAU. These were contact-handled (CH) TRU waste shipments. Shipment SR140005 from Savannah River was allowed to continue to the site and was received at approximately 1 p.m. on 2/5/14. Shipments IN140044 and IN140045 from INL were allowed to continue to the site and were received shortly after 1 a.m. on 2/6/14. Shipment LA140022 was not allowed to depart from Los Alamos. It was scheduled for 6 p.m. on 2/5/14. Attachment 2, *TRU Mixed Waste Currently in Storage at WIPP*, includes the date and time of the shipments received, for waste that is currently in storage in the WHB and in the PAU. Shipments that were preparing to leave the generator storage sites were not allowed to leave those facilities for the WIPP facility. As shown in Attachment 2, no shipments have been received at the WIPP facility since February 6, 2014.

14 (c) Summary of waste shipment information and any other relevant records that document the site of origin, volumes and receipt dates of TRU waste that is currently located at the Facility WHB and Parking Area Unit

Attachment 2, *TRU Mixed Waste Currently in Storage at the WIPP Facility*, is a table that was developed by records generated by the Waste Data System (WDS) and contains the origin, volume, receipt dates/ time of the CH TRU mixed waste that is currently in storage in the WHB Unit and in the PAU. The query was performed by a WDS Data Administrator on February 24, 2014. No RH TRU waste is currently in storage at the WIPP facility.

14 (d) Information specifying the deadlines for each individual waste assembly as it relates to this Order

Attachment 2, *TRU Mixed Waste Currently in Storage at the WIPP Facility*, contains the venting and storage deadlines for each individual waste assembly that is currently in storage in the WHB storage unit and PAU. The deadlines for waste stored in the WHB storage unit reflect the total of the 60-day venting period extension in the PAU and the 45-day storage extension in the WHB provided in the Administrative Order. The deadline for requesting the additional extension provided in the Administrative order is May 7, 2014, (ten days prior to the earliest WHB deadline of May 17, 2014) per Item 15 of the Administrative Order.

14 (e) Records of inspection and maintenance of the ventilation and filtration system of the Facility WHB after the February 5, 2014, salt truck engine fire and the radiological event of February 14, 2014

See Attachment 3, *Ventilation Fans Inspection Round Sheets* (best available copies)

14 (f) Location of any environmental monitoring equipment, including identification whether they are stationary, mobile, or permanent. This includes, but is not limited to Volatile Organic Compound (VOC) monitoring stations, radiological monitoring stations, meteorological monitoring, surface water monitoring, vegetation sampling. The reports shall include dates of deployment and sampling, and all data that has been produced by these monitoring stations since February 5, 2014.

Attachment 5**,** *Environmental Monitoring*, includes a spreadsheet printout with the location of environmental monitoring equipment, including identification whether they are stationary, mobile, or permanent and data. Maps displaying monitoring locations are also included. The following briefly describes the monitoring information that is being provided in Attachment 5.

- VOC Monitoring stations – Portable surface monitoring equipment has been deployed as described in Item 14 (a) above.
- Radiological monitoring stations – Stationary low volume air samplers continuously sample air at the locations shown in Attachment 5. Three new samplers were deployed on March 4, 2014. These locations are also shown in Attachment 5.
- Meteorological monitoring data are being provided on the electronic disk enclosed. Data from the WIPP Meteorology station are included for the period; February 1, 2014 – March 9, 2014

- Surface water monitoring – surface water samples were obtained on the dates and at the locations shown in Attachment 5
- Vegetation Samples – Vegetation samples were obtained on the dates and locations shown in Attachment 5
- Soil Samples – Soil samples were obtained on the dates and locations shown in Attachment 5.

14 (g) The status of surface ventilation fans and timeline of operation since January 1, 2014

See Attachment 3, Inspection Round Sheets.

14 (h) Exhaust Filter Building HEPA filter differential pressure data beginning February 14, 2014

See Attachment 4, *Filter Differential Pressures*.

14 (i) Derived waste origin and volume (total per container) container type, specific locations (i.e., where it is being stored) and if mixed or non-mixed

As of March 9, 2014, no derived waste has been generated as a result of recovery activities.

Attachment A
Surface Inspections

System/Equipment Name	Responsible Organization	Inspection a Frequency and Job Title of Personnel Normally Making Inspection	Procedure Number and Inspection Criteria	Current Inspection Status	Comments
Air Intake Shaft Hoist	Underground Operations	Preoperational [c] See Lists 1b and c	WP 04-HO1004 Inspecting for Deterioration[b], Safety Equipment, Communication Systems, and Mechanical Operability[m] in accordance with Mine Safety and Health Administration (MSHA) requirements	Underground Pre Op	No inspection has been performed due to fire/radiation incident. No hoisting of personnel or material has been performed using the Air Intake Shaft.
Ambulances (Surface) and related emergency supplies and equipment	Emergency Services	Weekly See List 11	12-FP0030 Inspecting for Mechanical Operability[m], Deterioration[b], and Required Equipment[n]	Done 2/7/14, 2/13/14, 2/20/14, 2/27/14, 3/6/14	Surface inspections are current.
Adjustable Center of Gravity Lift Fixture	Waste Handling	Preoperational See List 8	WP 05-WH1410 Inspecting for Mechanical Operability[m] and Deterioration[b]	Last completed 2/11/14	No inspection has been performed due to no waste movement in WHB
Backup Power Supply Diesel Generators	Facility Operations	Monthly See List 3	WP 04-ED1301 Inspecting for Mechanical Operability[m] and Leaks/Spills by starting and operating both generators. Results of this inspection are logged in accordance with WP 04-AD3008.	Surface Done 2/5/14	Inspections current
Facility Inspections (Water Diversion Berms)	Facility Engineering	Annually See List 4	WP 10-WC3008 Inspecting for Damage, Impediments to water flow, and Deterioration[b]	Surface Done 11/18/13 Due 11/14	Inspections current.
Central Monitoring Systems (CMS)	Facility Operations	Continuous See List 3	Automatic Self-Checking	automatic	Inspections current.

System/Equipment Name	Responsible Organization	Inspection a Frequency and Job Title of Personnel Normally Making Inspection	Procedure Number and Inspection Criteria	Current Inspection Status	Comments
Conveyance Loading Car	Waste Handling	Preoperational See List 8	WP 05-WH1406 Inspecting for Mechanical Operability[m], Deterioration[b], path clear of obstacles, and guards in the proper place	Last completed 2-5-14	No additional inspections have been performed since the fire/rad incident.
Facility Transfer Vehicle	Waste Handling	Preoperational See List 8	WP 05-WH1204 Inspecting for Mechanical Operability[m], Deterioration[b], path clear of obstacles, and guards in the proper place	Last completed 2-5-14	No additional inspections have been performed since the fire/rad incident.
Exhaust Shaft	Underground Operations	Quarterly See List 1a	PM041099 Inspecting for Deterioration[b] and Leaks/Spills	Due 3/31/14	No additional inspections have been performed since the fire/rad incident.
Eye Wash and Shower Equipment	Equipment Custodian	Weekly See List 5	WP 12-IS1832 Inspecting for Deterioration[b]	Surface 3/4/14	Inspections to U/G eye stations and showers are pending finalization and implementation of re-entry plans.
		Semi-annually See List 2a	WP 12-IS1832 Inspecting for Deterioration[b] and Fluid Levels–Replace as Required	Surface No semi Annuals in Champs	Inspections on surface are current.
Fire Detection and Alarm System	Emergency Services	Semiannually See List 11	12-FP0027 Inspecting for Deterioration[b], Operability of indicator lights and, underground fuel station dry chemical suppression system. Inspection is per NFPA 17	Done 1/7/14 Due 7/7/14	

System/Equipment Name	Responsible Organization	Inspection a Frequency and Job Title of Personnel Normally Making Inspection	Procedure Number and Inspection Criteria	Current Inspection Status	Comments
Fire Extinguishers[j]	Emergency Services	Monthly See List 11	12-FP0036 Inspecting for Deterioration[b], Leaks/Spills, Expiration, seals, fullness, and pressure	Inspections current Due 3/31/14	The underground Fire Extinguisher inspections have not been completed due to fire/and or radiation incident. No personnel have been permitted to enter pending reentry plans and evaluation.
Fire Hoses	Emergency Services	Annually (minimum) See List 11	12-FP0031Inspecting for Deterioration[b] and Leaks/Spills	Inspections current	
Fire Hydrants	Emergency Services	Semi-annual/ annually See List 11	12-FP0034 Inspecting for Deterioration[b] and Leaks/Spills	Inspections current	Inspection to be completed in March 2014
Fire Pumps	Emergency Services	Weekly/annually See List 11	WP 12-FP0026 Inspecting for Deterioration[b], Leaks/Spills, valves, and panel lights	Inspections current	Inspection completed and info turned into Fire Protection Engineer who generated Hydrant Flow Test Evaluation.
Fire Sprinkler Systems	Emergency Services	Monthly/ quarterly See List 11	WP 12-FP0025 Inspecting for Deterioration[b], Leaks/Spills, static pressures, and removable strainers	WHB Monthly: 2/28/14, 3/4/14	
Fire and Emergency Response Trucks (Seagrave Fire Apparatus, Emergency One Apparatus, and Underground Rescue Truck)	Emergency Services	Weekly See List 11	12-FP0033 Inspecting for Mechanical Operability[m], Deterioration[b], Leaks/Spills, and Required Equipment[n]	2/7/14, 2/14/14, 2/21/14, 2/28/14, 3/7/14	U/G emergency response truck Inspections have not been performed because personnel are not allowed underground pending finalization and implementation of re-entry plans.

System/Equipment Name	Responsible Organization	Inspection a Frequency and Job Title of Personnel Normally Making Inspection	Procedure Number and Inspection Criteria	Current Inspection Status	Comments
Forklifts Used for Waste Handling (Electric and Diesel forklifts, Push-Pull Attachment)	Waste Handling	Preoperational See List 8	WP 05-WH1201, WP 05-WH1207, WP 05-WH1401, WP 05-WH1402, WP 05-WH1403, and WP 05-WH1412 Inspecting for Mechanical Operability[m], Deterioration[b], and On board fire suppression system	Last completed 3-1-14 for surface forklifts. Last completed 2-5-14 for underground forklifts.	No additional inspections have been performed since the fire/rad incident.
Hazardous Material Response Equipment (Surface)	Emergency Services	Weekly See List 11	12-FP0033Inspecting for Mechanical Operability[m], Deterioration[b], and Required Equipment[n]	2/11/14, 2/18/17, 2/26/14, 3/4/14	No inspections have been performed to U/G equipment due to inability to access U/G because of fire and/or radiation events. No personnel have been in the underground pending finalization and implementation of recovery plans.
Perimeter Fence, Gates, Signs	Security	Daily See List 6	PF0-010 Inspecting for Deterioration[b] and Posted Warnings	Inspections current Performed with daily rounds	Security makes inspections of the perimeter and signage multiple times daily.
Public Address (and Intercom System)	Facility Operations	Monthly See List 3	WP 04-PC3017 Testing of PA and Underground Alarms and Mine Page Phones at essential locations Systems operated in test mode	Surface 1/30/14	U/G not performed due to radiological and/or fire event.
Radio Equipment	Facility Operations	Daily[i] See List 3	Radios are operated daily and are repaired upon failure	Inspections current	
Rescue Truck (Surface)	Emergency Services	Weekly See List 11	12-FP0030 and 12-FP0033 Inspecting for Mechanical Operability[m], Deterioration[b], Leaks/Spills, and Required Equipment[n]	2/7/14, 2/14/14, 2/21/14, 2/28/14, 3/7/14	

System/Equipment Name	Responsible Organization	Inspection a Frequency and Job Title of Personnel Normally Making Inspection	Procedure Number and Inspection Criteria	Current Inspection Status	Comments
Salt Handling Shaft Hoist	Underground Operations	Preoperational See List 1b and c	WP 04-HO1002 Inspecting for Deterioration[b], Safety Equipment, Communication Systems, and Mechanical Operability[m] in accordance with MSHA requirements	Underground Pre Op	No inspections have been performed to U/G equipment and systems due to inability to access U/G because of fire and/or radiation events. No personnel have been in the underground pending finalization and implementation of recovery plans.
Surface TRU Mixed Waste Handling Area [k]	Waste Handling	Preoperational or Weekly [e] See List 8	WP 05-WH1101 Inspecting for Deterioration[b], Leaks/Spills, Required Aisle Space, Posted Warnings, Communication Systems, Container Condition, and Floor coating integrity	Last completed 2-25-14 for the pre-operational. Last completed 3-4-14 for the weekly.	No additional pre-operational inspections have been performed due to no Waste Handling activities since the fire/rad event.
TRU Mixed Waste Decontamination Equipment	Waste Handling	Annually See List 8	WP 05-WH1101 Inspecting for Required Equipment[n]	Last completed 12-31-13 for the annual.	Inspection is current, will be performed again December 2014
Uninterruptible Power Supply (Central UPS)	Facility Operations	Daily See List 3	WP 04-ED1542 Inspecting for Mechanical Operability[m] and Deterioration[b] with no malfunction alarms. Results of this inspection are logged in accordance with WP 04-AD3008.	Surface	Inspections current Inverter loss was indicated on 3/1/14 and AR # 1402085 was submitted.
TDOP Upender	Waste Handling	Preoperational See List 8	WP 05-WH1010 Inspecting for Mechanical Operability[m] and Deterioration[b]	Last completed 10-9-13 as a pre-operational.	
Vehicle Siren	Emergency Services	Weekly See List 11	Functional Test included with inspection of the Ambulances, Fire Trucks, and Rescue Trucks	2/7/14, 2/14/14, 2/21/14, 2/28/14, 3/7/14	No underground inspections have been performed to U/G equipment due to inability to access U/G because of fire and/or radiation events. No personnel have been in the underground pending finalization and implementation of recovery plans.

System/Equipment Name	Responsible Organization	Inspection a Frequency and Job Title of Personnel Normally Making Inspection	Procedure Number and Inspection Criteria	Current Inspection Status	Comments
Ventilation Exhaust	Maintenance Operations	Quarterly See List 10	IC041098 Check for Deterioration[b] and Calibration of Mine Ventilation Rate Monitoring Equipment	Done 11/9/13 12/24/13	
Waste Handling Cranes	Waste Handling	Preoperational See List 8	WP 05-WH1407 Inspecting for Mechanical Operability[m], Deterioration[b], and Leaks/Spills	Last completed 2-11-14 as a pre-operational.	No inspections have been performed to U/G equipment due to inability to access U/G because of fire and/or radiation events. No personnel have been in the underground pending finalization and implementation of recovery plans.
Waste Hoist	Underground Operations	Preoperational See List 1b and c	WP 04-HO1003 Inspecting for Deterioration[b], Safety Equipment, Communication Systems, and Mechanical Operability[m], Leaks/Spills, in accordance with MSHA requirements	Underground Pre Op	No inspections have been performed to U/G equipment due to inability to access U/G because of fire and/or radiation events. No personnel have been in the underground pending finalization and implementation of recovery plans.
Trailer Jockey	Waste Handling	Preoperational See List 8	WP 05-WH1405 Inspecting for Mechanical Operability[m] and Deterioration[b]	Last completed 2-25-14 as a pre-operational.	Inspections current
Bolting Robot	Waste Handling	Preoperational See List 8	WP 05-WH1203 Mechanical Operability[m]	Last completed 6-29-12 as a pre-operational.	Bolting robot is Out of Service as of 6-29-12.
Yard Transfer Vehicle	Waste Handling	Preoperational See List 8	WP 05-WH1205 Mechanical Operability[m], Deterioration[b], Path clear of obstacles and Guards in proper place	Last inspected 2-5-14 as a preoperational.	Inspections current
Monorail Hoist	Waste Handling	Preoperational See List 8	WP 05-WH1202 Mechanical Operability[m], Deterioration[b], and leaks/spills	Last completed 2-25-14 as a pre-operational	Inspections current

System/Equipment Name	Responsible Organization	Inspection a Frequency and Job Title of Personnel Normally Making Inspection	Procedure Number and Inspection Criteria	Current Inspection Status	Comments
Bolting Station	Waste Handling	Preoperational See List 8	WP 05-WH1203 Mechanical Operability[m], Deterioration[b], and Guards in proper place	Last completed 2-5-14 as a pre-operational.	

List 1: Underground Operations

a. Mining Technician *
Senior Mining Technician *
Continuous Mining Specialist *
Senior Mining Specialist *
Mine OPS Supervisor *

b. Waste Hoist Operator
Waste Hoist Shaft Tender

c. U/G Facility Operations* - Self Rescuers
Shaft Technician *

d. Operations Engineer
Supervisor U/G Services*
Senior Operations Engineer*

List 2: Industrial Safety

a. Safety Technician *
Senior Safety Technician *
Safety Specialist *
Safety Engineer *
Industrial Hygienist *

b. Fire Protection Engineering *

List 3: Facility Operations

Facilities Technician *
Central Monitoring Room Operator *
Central Monitoring Room Specialist *
Operations Engineer
Senior Operations Engineer *
Facility Shift Manager
Operations Technical Coordinator *

List 4: Facility Engineering

Senior Engineer Senior Facilities Technician *

List 3: Facility Operations (continued)

Facility Operations Specialist *

List 5: General

Equipment Custodian*

List 6: Security

Security Protective *
Security Protective Supervisor *

List 8: Waste Handling

Manager, Waste Operations
TRU-Waste Handler

List 9: Geotechnical Engineering

Engineer Technician *
Associate Engineer *
Engineer *
Senior Engineer *
Principal Engineer*

List 10: Maintenance Operations

Maintenance Technician *
Maintenance Specialist *
Senior MaintenanceSpecialist *Contractor *

List 11: Emergency Services

Qualified Emergency Services Personnel
Fire Protection Technician

Inspection Schedule/Procedures Notes

[a] Inspection may be accomplished as part of or in addition to regularly scheduled preventive maintenance inspections for each item or system. Certain structural systems of the WHB, Waste Hoist and Station A are also subject to inspection following severe natural events including earthquakes, tornados, and severe storms. Structural systems include columns, beams, girders, anchor bolts and concrete walls.

[b] Deterioration includes: obvious visible cracks, erosion, salt build-up, damage, corrosion, loose or missing parts, malfunctions, and structural deterioration.

[c] "Preoperational" signifies that inspections are required prior to the first use during a calendar day. For calendar days in which the equipment is not in use, no inspections are required. For an area this includes: area is clean and free of obstructions (for emergency equipment); adequate aisle space; emergency and communications equipment is readily available, properly located and sign-posted, visible, and operational. For equipment, this includes: checking fluid levels, pressures, valve and switch positions, battery charge levels, pressures, general cleanliness, and that all functional components and emergency equipment is present and operational.

[e] These weekly inspections apply to container storage areas when containers of waste are present for a week or more.

[g] In addition, the water tank levels are maintained by the CMR and level readouts are available at any time.

[h] This organization is responsible for obtaining licenses for radios and frequency assignments. They do periodic checks of frequencies and handle repairs which are performed by a vendor.

[i] Radios are not routinely "inspected." They are operated daily and many are used in day-to-day operations. They are used until they fail, at which time they are replaced and repaired. Radios are used routinely by Emergency Services, Security, Environmental Monitoring, and Facility Operations.

[j] Fire extinguisher inspection is paperless. Information is recorded into a database using barcodes. The database is then printed out.

[k] Surface CH TRU mixed waste handling areas include the Parking Area Unit, the WHB unit, and unloading areas.

[l] No log forms are used for daily readings. However, readings that are out of tolerance are reported to the CMR and logged by CMR operator. Inspection includes daily functional checks of portable equipment.

[m] Mechanical Operability means that the equipment has been checked and is operating in accordance with site safety requirements (e.g. proper fluid levels and tire pressure; functioning lights, alarms, sirens, and power/battery units; and belts, cables, nuts/bolts, and gears in good condition), as appropriate.

[n] Required Equipment means that the equipment identified in Table D-6 is available and usable (i.e. not expired/depleted and works as designed).

* Positions are not considered RCRA positions (i.e., personnel do not manage TRU mixed waste).

RH TRU Mixed Waste Inspection Status as of February 5, 2014

System/ Equipment Name	Responsible Organization [J]	Inspection [a] Frequency and Job Title of Personnel Normally Making Inspection [J]	Procedure Number and Inspection Criteria	Current Inspection Status	Comments
Cask Transfer Car(s)	Waste Operations	Pre-evolution [c,d,e] See List 1	WP05-WH1701 PM041187 (Semi-Annual) Pre-evolution Checks and Operating Instructions. Mechanical Inspection for Wear and Lubrication	Last completed 1-22-14 as a pre-evolutional. Last completed as a preoperational to move and operate the Cask Transfer Car.	All RH Equipment, Systems, and Areas are inspected pre-operationally or pre-evolution. Inspection of RH TRU mixed waste equipment and areas in the RH Complex apply only after RH TRU mixed waste receipt begins. Inspections and PM's are not required for equipment that is out of service. Prior to entering into an RH TRU waste evolution, all PMs and/or inspections will be brought to a current/compliant status.
RH Bay Overhead Bridge Crane	Waste Operations	Preoperational [c,d,e,i] See List 1	WP05-WH1741 PM041232 (Quarterly) PM041117 (Annual) Pre-operational Checks and Operating Instructions. Mechanical Inspection for Wear and Lubrication	Last completed 2-26-14 as a preoperational.	All RH Equipment, Systems, and Areas are inspected pre-operationally or pre-evolution. Inspection of RH TRU mixed waste equipment and areas in the RH Complex apply only after RH TRU mixed waste receipt begins. Inspections and PM's are not required for equipment that is out of service. Prior to entering into an RH TRU waste evolution, all PMs and/or inspections will be brought to a current/compliant status
Facility Cask	Waste Operations	Pre-evolution [c,d,e,f] See List 1	WP05-WH1713 PM041201 (Annual) PM041203 (Annual) Pre-evolution Checks and Operating Instructions. Mechanical Inspection for Wear and Lubrication. Electrical PM.	See "Comments" section	All RH Equipment, Systems, and Areas are inspected pre-operationally or pre-evolution. Inspection of RH TRU mixed waste equipment and areas in the RH Complex apply only after RH TRU mixed waste receipt begins. Inspections and PM's are not required for equipment that is out of service. Prior to entering into an RH TRU waste evolution, all PMs and/or inspections will be brought to a current/compliant status
RH Bay Cask Lifting Yoke	Waste Operations	Preoperational [c,d,e,i] See List 1	WP05-WH1741 PM041169 (Annual) Pre-operational Checks and Operating Instructions. Mechanical Inspection for Wear and Lubrication	See "Comments" section	All RH Equipment, Systems, and Areas are inspected pre-operationally or pre-evolution. Inspection of RH TRU mixed waste equipment and areas in the RH Complex apply only after RH TRU mixed waste receipt begins. Inspections and PM's are not required for equipment that is out of service. Prior to entering into an RH TRU waste evolution, all PMs and/or inspections will be brought to a current/compliant status

System/ Equipment Name	Responsible Organization [J]	Inspection [a] Frequency and Job Title of Personnel Normally Making Inspection [J]	Procedure Number and Inspection Criteria	Current Inspection Status	Comments
Facility Cask Transfer Car	Waste Operations	Pre-evolution [c,d,e,f] See List 1	Pre-operational Checks and Operating Instructions. Mechanical Inspection for Wear and Lubrication Pre-evolution Checks and Operating Instructions. Mechanical Inspection for Wear and Lubrication Electrical Inspection	See "Comments" section	All RH Equipment, Systems, and Areas are inspected pre-operationally or pre-evolution. Inspection of RH TRU mixed waste equipment and areas in the RH Complex apply only after RH TRU mixed waste receipt begins. Inspections and PM's are not required for equipment that is out of service. Prior to entering into an RH TRU waste evolution, all PMs and/or inspections will be brought to a current/compliant status
Facility Cask Rotating Device	Waste Operations	Pre-evolution [c,d,e,f] See List 1	WP05-WH1713 PM041175 (Annual) PM041176 (Annual) Pre-evolution Checks and Operating Instructions. Mechanical Inspection for Wear and Lubrication Electrical Inspection	See "Comments" section	All RH Equipment, Systems, and Areas are inspected pre-operationally or pre-evolution. Inspection of RH TRU mixed waste equipment and areas in the RH Complex apply only after RH TRU mixed waste receipt begins. Inspections and PM's are not required for equipment that is out of service. Prior to entering into an RH TRU waste evolution, all PMs and/or inspections will be brought to a current/compliant status
Facility Grapple	Waste Operations	Pre-evolution [c,d,e,f] See List 1	WP05-WH1721 PM041172 (Quarterly) PM041177 (Annual) Pre-evolution Checks and Operating Instructions. Mechanical Inspection for Wear. Non-Destructive Examination	See "Comments" section	All RH Equipment, Systems, and Areas are inspected pre-operationally or pre-evolution. Inspection of RH TRU mixed waste equipment and areas in the RH Complex apply only after RH TRU mixed waste receipt begins. Inspections and PM's are not required for equipment that is out of service. Prior to entering into an RH TRU waste evolution, all PMs and/or inspections will be brought to a current/compliant status
6.25-Ton Grapple Hoist	Waste Operations	Pre-evolution [c,d,e,f] See List 1	WP05-WH1721 PM041173 (Annual) Pre-evolution Checks and Operating Instructions. Mechanical Inspection for Wear and Lubrication	See "Comments" section	All RH Equipment, Systems, and Areas are inspected pre-operationally or pre-evolution. Inspection of RH TRU mixed waste equipment and areas in the RH Complex apply only after RH TRU mixed waste receipt begins. Inspections and PM's are not required for equipment that is out of service. Prior to entering into an RH TRU waste evolution, all PMs and/or inspections will be brought to a current/compliant status

System/ Equipment Name	Responsible Organization [J]	Inspection [a] Frequency and Job Title of Personnel Normally Making Inspection [J]	Procedure Number and Inspection Criteria	Current Inspection Status	Comments
Transfer Cell Shuttle Car	Waste Operations	Pre-evolution [c,d,e,f] See List 1	WP05-WH1705 PM041184 (Semi-Annual) PM041222 (Annual) Pre-evolution Pre-operational Checks and Operating Instructions. Mechanical Inspection for Wear and Lubrication. Electrical Inspection.	See "Comments" section	All RH Equipment, Systems, and Areas are inspected pre-operationally or pre-evolution. Inspection of RH TRU mixed waste equipment and areas in the RH Complex apply only after RH TRU mixed waste receipt begins. Inspections and PM's are not required for equipment that is out of service. Prior to entering into an RH TRU waste evolution, all PMs and/or inspections will be brought to a current/compliant status
Cask Unloading Room	Waste Operations	Preoperational [c,d,e,f,h,i] See List 1	WP05-WH1744 Floor integrity	See "Comments" section	All RH Equipment, Systems, and Areas are inspected pre-operationally or pre-evolution. Inspection of RH TRU mixed waste equipment and areas in the RH Complex apply only after RH TRU mixed waste receipt begins. Inspections and PM's are not required for equipment that is out of service. Prior to entering into an RH TRU waste evolution, all PMs and/or inspections will be brought to a current/compliant status
Hot Cell	Waste Operations	Preoperational [c,d,e,f,g,h,i] See List 1	WP05-WH1744 Floor integrity	See "Comments" section	All RH Equipment, Systems, and Areas are inspected pre-operationally or pre-evolution. Inspection of RH TRU mixed waste equipment and areas in the RH Complex apply only after RH TRU mixed waste receipt begins. Inspections and PM's are not required for equipment that is out of service. Prior to entering into an RH TRU waste evolution, all PMs and/or inspections will be brought to a current/compliant status
Hot Cell Overhead Powered Manipulator	Waste Operations	Preoperational [c,d,e,i] See List 1	WP05-WH1743 PM041215 (Annual) PM041216 (Annual) IC411037 (Annual) Pre-operational Checks and Operating Instructions. Mechanical Inspection for Wear and Lubrication. Electrical Inspection. Load Cell Calibration	See "Comments" section	All RH Equipment, Systems, and Areas are inspected pre-operationally or pre-evolution. Inspection of RH TRU mixed waste equipment and areas in the RH Complex apply only after RH TRU mixed waste receipt begins. Inspections and PM's are not required for equipment that is out of service. Prior to entering into an RH TRU waste evolution, all PMs and/or inspections will be brought to a current/compliant status

System/ Equipment Name	Responsible Organization [J]	Inspection [a] Frequency and Job Title of Personnel Normally Making Inspection [J]	Procedure Number and Inspection Criteria	Current Inspection Status	Comments
Hot Cell Bridge Crane	Waste Operations	Preoperational [c,d,e,i] See List 1	WP05-WH1742 PM041217 (Annual) PM041209 (Annual) IC411038 (Annual) Pre-operational Checks and Operating Instructions. Mechanical Inspection for Wear and Lubrication. Electrical Inspection. Load Cell Calibration.	See "Comments" section	All RH Equipment, Systems, and Areas are inspected pre-operationally or pre-evolution. Inspection of RH TRU mixed waste equipment and areas in the RH Complex apply only after RH TRU mixed waste receipt begins. Inspections and PM's are not required for equipment that is out of service. Prior to entering into an RH TRU waste evolution, all PMs and/or inspections will be brought to a current/compliant status
Transfer Cell	Waste Operations	Preoperational [c,d,e,f,h,i] See List 1	WP05-WH1744 Floor integrity	See "Comments" section	All RH Equipment, Systems, and Areas are inspected pre-operationally or pre-evolution. Inspection of RH TRU mixed waste equipment and areas in the RH Complex apply only after RH TRU mixed waste receipt begins. Inspections and PM's are not required for equipment that is out of service. Prior to entering into an RH TRU waste evolution, all PMs and/or inspections will be brought to a current/compliant status
Facility Cask Loading Room	Waste Operations	Preoperational [c,d,e,f,h,i] See List 1	WP05-WH1744 Floor integrity	See "Comments" section	All RH Equipment, Systems, and Areas are inspected pre-operationally or pre-evolution. Inspection of RH TRU mixed waste equipment and areas in the RH Complex apply only after RH TRU mixed waste receipt begins. Inspections and PM's are not required for equipment that is out of service. Prior to entering into an RH TRU waste evolution, all PMs and/or inspections will be brought to a current/compliant status
Closed Circuit Television Camera	Waste Operations	Preoperational [c,i] See List 1	WP05-WH1757 Operability	See "Comments" section	All RH Equipment, Systems, and Areas are inspected pre-operationally or pre-evolution. Inspection of RH TRU mixed waste equipment and areas in the RH Complex apply only after RH TRU mixed waste receipt begins. Inspections and PM's are not required for equipment that is out of service. Prior to entering into an RH TRU waste evolution, all PMs and/or inspections will be brought to a current/compliant status

System/ Equipment Name	Responsible Organization [J]	Inspection [a] Frequency and Job Title of Personnel Normally Making Inspection [J]	Procedure Number and Inspection Criteria	Current Inspection Status	Comments
Radiation Monitoring Equipment	Radiation Control	Preoperational [c,d,e] See List 2	WP12-HP1245 IC240010 WP12-HP1307 IC240007 WP12-HP1314 (Annual) Operability Checks, Functional Checks, Instrument calibrations, Flow Calibration, Efficiency Checks.	See "Comments" section	All RH Equipment, Systems, and Areas are inspected pre-operationally or pre-evolution. Inspection of RH TRU mixed waste equipment and areas in the RH Complex apply only after RH TRU mixed waste receipt begins. Inspections and PM's are not required for equipment that is out of service. Prior to entering into an RH TRU waste evolution, all PMs and/or inspections will be brought to a current/compliant status
Cask Unloading Room Crane	Waste Operations	Preoperational [c,d,e,i] See List 1	WP05-WH1719 PM041190 (Quarterly) PM041191 (Annual) PM041192 (Annual) IC411035 (Annual) Pre-operational Checks and Operating Instructions. Mechanical Inspection for Wear and Lubrication. Electrical Inspection. Load Cell Calibration.	See "Comments" section	All RH Equipment, Systems, and Areas are inspected pre-operationally or pre-evolution. Inspection of RH TRU mixed waste equipment and areas in the RH Complex apply only after RH TRU mixed waste receipt begins. Inspections and PM's are not required for equipment that is out of service. Prior to entering into an RH TRU waste evolution, all PMs and/or inspections will be brought to a current/compliant status
Horizontal Emplacement and Retrieval Equipment or functionally equivalent equipment	Waste Operations	Pre-evolution [c,d,e,f] See List 1	WP05-WH1700 PM052010 (Semi-Annual)[k] PM052011 (Annual) PM052013 PM052012 PM052014 (Annual) Assembly and Operating Instructions. Electrical Inspection. Position Transducer Calibration. Tilt Sensor Calibration.	See "Comments" section	All RH Equipment, Systems, and Areas are inspected pre-operationally or pre-evolution. Inspection of RH TRU mixed waste equipment and areas in the RH Complex apply only after RH TRU mixed waste receipt begins. Inspections and PM's are not required for equipment that is out of service. Prior to entering into an RH TRU waste evolution, all PMs and/or inspections will be brought to a current/compliant status
RH Bay	Waste Operations	Preoperational [c,d,e,h,i] See List 1	WP05-WH1744 Floor integrity	See "Comments" section	All RH Equipment, Systems, and Areas are inspected pre-operationally or pre-evolution. Inspection of RH TRU mixed waste equipment and areas in the RH Complex apply only after RH TRU mixed waste receipt begins. Inspections and PM's are not required for equipment that is out of service. Prior to entering into an RH TRU waste evolution, all PMs and/or inspections will be brought to a current/compliant status

System/ Equipment Name	Responsible Organization [J]	Inspection [a] Frequency and Job Title of Personnel Normally Making Inspection [J]	Procedure Number and Inspection Criteria	Current Inspection Status	Comments
Surface RH TRU Mixed Waste Handling Area	Waste Operations	Preoperational [i] See List 1	WP- 05 WH1744 Posted Warning, Communications	See "Comments" section	All RH Equipment, Systems, and Areas are inspected pre-operationally or pre-evolution. Inspection of RH TRU mixed waste equipment and areas in the RH Complex apply only after RH TRU mixed waste receipt begins. Inspections and PM's are not required for equipment that is out of service. Prior to entering into an RH TRU waste evolution, all PMs and/or inspections will be brought to a current/compliant status

RH TRU Mixed Waste Inspection Schedule/Procedures Lists

List 1: Waste Operations

RH Waste Handling Engineer

Qualified TRU-Waste Handler

List 2: Radiological Control

Radiological Control Technician

RH TRU Mixed Waste Inspection Schedule/Procedures Notes

[a] Inspection may be accomplished as part of or in addition to regularly scheduled preventive maintenance inspections for each item or system. Certain structural systems of the WHB are also subject to inspection following severe natural events including earthquakes, tornados, and severe storms. Structural systems include columns, beams, girders, anchor bolts, and concrete walls.

[b] Deterioration includes: visible cracks, erosion, salt build-up, damage, corrosion, loose or missing parts, malfunctions, and structural deterioration.

[c] "Pre-evolution" signifies that inspections are required prior to equipment use in the waste handling process. (An evolution is considered to be from the receipt of a cask into the RH Bay through canister emplacement in the underground.) For an area, preoperational inspection includes: area is clean and free of obstructions (for emergency equipment); adequate aisle space; emergency and communications equipment is readily available, properly located and sign-posted, visible, and operational. For equipment, this includes: checking fluid levels, pressures, valve and switch positions, battery charge levels, pressures, general cleanliness, and that functional components and emergency equipment are present and operational. When the equipment is not in use, no inspections are required.

[d] When equipment needs to be inspected while handling waste (i.e., during waste unloading or transfer operations), general cleanliness and functional components will be inspected to detect any problem that may harm human health or the environment. The inspection will verify that emergency equipment is present.

[e] Inspection of RH TRU mixed waste equipment and areas in the RH Complex applies only after RH TRU mixed waste receipt begins.

[f] The inspection/maintenance activities associated with these pieces of equipment are performed when the RH Complex is empty of RH TRU mixed waste. If contamination is present, a radiation work permit may be needed.

[g] For the Hot Cell and Transfer Cell, if RH TRU mixed waste is present, camera inspections will be performed in lieu of physical inspection.

[h] The integrity of the floor coating will be inspected weekly if RH TRU mixed waste is present.

[i] "Preoperational" signifies that inspections are required prior to the first use in a calendar day.

[J] Responsible organizations refers to the organization that owns the equipment. Preventive Maintenance (PM) procedures are conducted by either mine maintenance or surface operations maintenance personnel and Instrument Calibration (IC) procedures are conducted by instrument and calibration maintenance personnel.

[k] Inspection will be performed after 250 evolutions (actual and training emplacements), if such usage occurs prior to the semi-annual inspection.

[l] Inspections and PM's are not required for equipment that is out of service.

Attachment 2
TRU Mixed Waste Currently in Storage at the WIPP Facility

Parking Area Unit

Site of Origin	Shipment	Receipt Date/Time	ICV Closure Date/Time	Processed Date	Venting Deadline	WHB Deadline	Package	Assembly	Unemplaced Contents	Capacity[1] (ft^3)
INL	IN140042	2/5/2014 0:34	2/1/2014 11:55	Not Processed	4/1/2014 11:55	Not Processed	132	IN140084	1 SWB	66.3
		2/5/2014 0:34	2/1/2014 11:55	Not Processed	4/1/2014 11:55	Not Processed	132	IN140085	1 SWB	66.3
		2/5/2014 0:34	2/1/2014 11:50	Not Processed	4/1/2014 11:50	Not Processed	136	IN140090	1 SWB	66.3
		2/5/2014 0:34	2/1/2014 11:50	Not Processed	4/1/2014 11:50	Not Processed	136	IN140091	1 SWB	66.3
		2/5/2014 0:34	2/1/2014 11:45	Not Processed	4/1/2014 11:45	Not Processed	515	IN140070	1 SWB	66.3
INL	IN140043	2/5/2014 0:30	2/1/2014 11:35	Not Processed	4/1/2014 11:35	Not Processed	163	IN140078	1 SWB	66.3
		2/5/2014 0:30	2/1/2014 11:35	Not Processed	4/1/2014 11:35	Not Processed	163	IN140079	1 SWB	66.3
		2/5/2014 0:30	2/1/2014 11:40	Not Processed	4/1/2014 11:40	Not Processed	501	IN140074	1 SWB	66.3
INL	IN140044	2/6/2014 1:09	2/3/2014 13:49	Not Processed	4/3/2014 13:49	Not Processed	512	IN136332	7 55G Drums	51.8
INL	IN140045	2/6/2014 1:27	2/3/2014 13:48	Not Processed	4/3/2014 13:48	Not Processed	508	IN140066	1 SWB	66.3
SRS	SR140005	2/5/2014 13:00	1/31/2014 12:34	Not Processed	3/31/2014 12:34	Not Processed	135	SR139977	5 55G Drums	37
		2/5/2014 13:00	1/31/2014 12:34	Not Processed	3/31/2014 12:34	Not Processed	135	SR139978	7 55G Drums	51.8
		2/5/2014 13:00	1/31/2014 12:29	Not Processed	3/31/2014 12:29	Not Processed	155	SR139996	5 55G Drums	37
		2/5/2014 13:00	1/31/2014 12:29	Not Processed	3/31/2014 12:29	Not Processed	155	SR139997	7 55G Drums	51.8
		2/5/2014 13:00	1/31/2014 12:23	Not Processed	3/31/2014 12:23	Not Processed	160	SR140015	5 55G Drums	37
		2/5/2014 13:00	1/31/2014 12:23	Not Processed	3/31/2014 12:23	Not Processed	160	SR140016	7 55G Drums	51.8
SRS	SR314012	1/31/2014 16:10	1/27/2014 10:48	Not Processed	3/27/2014 10:48	Not Processed	4	SR139785	1 SLB2	261
SRS	SR314013	2/1/2014 15:15	1/28/2014 10:40	Not Processed	3/28/2014 10:40	Not Processed	6	SR139789	1 SLB2	261
SRS	SR314014	2/4/2014 13:15	1/30/2014 10:30	Not Processed	3/30/2014 10:30	Not Processed	1	SR139793	1 SLB2	261
---	8 Shipments	---	---	---	---	---	13 Packages	19 Assemblies	---	1,697.90 ft^3

[1]55G Drum=7.4 ft^3, SWB=66.3 ft^3, TDOP=160 ft^3, 85G Drum=11.4 ft^3, 100G Drum=13.4 ft^3, SLB2=261 ft^3 (Permit, Part 3, Section 3.3.1)
INL – Idaho National Laboratory
SRS – Savannah River Site

Site of Origin	Shipment	Receipt Date/Time	ICV Closure Date/Time	Processed Date	Venting Deadline	WHB Deadline	Package	Assembly	Unemplaced Contents	Capacity[1] (ft^3)
INL	IN140036	2/1/2014 22:40	1/25/2014 13:35	2/3/2014 13:15	Vented	5/19/2014 13:15	210	IN139540	1 SWB	66.3
		2/1/2014 22:40	1/25/2014 13:35	2/3/2014 13:15	Vented	5/19/2014 13:15	210	IN139541	1 SWB	66.3
INL	IN140037	2/1/2014 21:11	1/30/2014 14:00	2/2/2014 10:17	Vented	5/18/2014 10:17	166	IN139806	1 TDOP	160
		2/1/2014 21:11	1/30/2014 14:03	2/2/2014 10:24	Vented	5/18/2014 10:24	168	IN139814	1 TDOP	160
INL	IN140040	2/3/2014 0:17	1/31/2014 13:21	2/4/2014 9:04	Vented	5/20/2014 9:04	186	IN140133	1 TDOP	160
		2/3/2014 0:17	1/31/2014 13:16	2/4/2014 12:55	Vented	5/20/2014 12:55	208	IN140144	1 TDOP	160
		2/3/2014 0:17	1/31/2014 13:13	2/4/2014 12:22	Vented	5/20/2014 12:22	505	IN139593	1 SWB	66.3
INL	IN140041	2/3/2014 7:13	1/31/2014 13:40	2/4/2014 9:31	Vented	5/20/2014 9:31	125	IN140129	1 TDOP	160
		2/3/2014 7:13	1/31/2014 13:35	2/4/2014 9:37	Vented	5/20/2014 9:37	203	IN139266	1 TDOP	160
		2/3/2014 7:13	1/31/2014 13:30	2/3/2014 14:37	Vented	5/19/2014 14:37	509	IN140062	1 SWB	66.3
INL	IN140043	2/5/2014 0:30	2/1/2014 11:30	2/11/2014 9:12	Vented	5/27/2014 9:12	191	IN140096	1 SWB	66.3
		2/5/2014 0:30	2/1/2014 11:30	2/11/2014 9:13	Vented	5/27/2014 9:13	191	IN140097	1 SWB	66.3
INL	IN140044	2/6/2014 1:09	2/3/2014 13:55	2/11/2014 10:00	Vented	5/27/2014 10:00	181	IN139670	1 TDOP	160
		2/6/2014 1:09	2/3/2014 13:52	2/11/2014 10:43	Vented	5/27/2014 10:43	202	IN139666	1 TDOP	160
INL	IN140045	2/6/2014 1:27	2/3/2014 13:40	2/11/2014 11:02	Vented	5/27/2014 11:02	142	IN139923	1 TDOP	160
		2/6/2014 1:27	2/3/2014 13:44	2/11/2014 11:00	Vented	5/27/2014 11:00	167	IN140205	1 TDOP	160
LANL	LA140018	2/1/2014 1:30	1/29/2014 14:25	2/1/2014 12:40	Vented	5/17/2014 12:40	172	LA139903	1 SWB	66.3
LANL	LA140019	2/1/2014 1:50	1/30/2014 15:20	2/1/2014 14:25	Vented	5/17/2014 14:25	127	LA139927	1 SWB	66.3
		2/1/2014 1:50	1/30/2014 15:20	2/1/2014 14:26	Vented	5/17/2014 14:26	127	LA139928	1 SWB	66.3
LANL	LA140020	2/3/2014 22:34	2/3/2014 10:05	2/4/2014 16:44	Vented	5/20/2014 16:44	126	LA139972	1 SWB	66.3
		2/3/2014 22:34	2/3/2014 10:15	2/5/2014 8:34	Vented	5/21/2014 8:34	156	LA139965	1 SWB	66.3
		2/3/2014 22:34	2/3/2014 10:15	2/5/2014 8:36	Vented	5/21/2014 8:36	156	LA139966	1 SWB	66.3
		2/3/2014 22:34	2/3/2014 10:00	2/4/2014 16:38	Vented	5/20/2014 16:38	190	LA139983	1 SWB	66.3
LANL	LA140021	2/4/2014 22:40	2/4/2014 9:35	2/5/2014 9:12	Vented	5/21/2014 9:12	133	LA139990	1 SWB	66.3
		2/4/2014 22:40	2/4/2014 9:35	2/5/2014 9:13	Vented	5/21/2014 9:13	133	LA139991	1 SWB	66.3
		2/4/2014 22:40	2/4/2014 9:30	2/11/2014 9:13	Vented	5/27/2014 9:13	137	LA140002	1 SWB	66.3
		2/4/2014 22:40	2/4/2014 9:25	2/5/2014 9:32	Vented	5/21/2014 9:32	147	LA140008	1 SWB	66.3

Site of Origin	Shipment	Receipt Date/Time	ICV Closure Date/Time	Processed Date	Venting Deadline	WHB Deadline	Package	Assembly	Unemplaced Contents	Capacity[1] (ft^3)
SRS	SR140003	1/24/2014 12:40	1/16/2014 8:45	2/1/2014 8:15	Vented	5/17/2014 8:15	169	SR139200	6 55G Drums	44.4
		1/24/2014 12:40	1/16/2014 8:45	2/1/2014 8:15	Vented	5/17/2014 8:15	169	SR139201	7 55G Drums	51.8
		1/24/2014 12:40	1/16/2014 8:40	2/1/2014 8:32	Vented	5/17/2014 8:32	195	SR139206	4 55G Drums	29.6
		1/24/2014 12:40	1/16/2014 8:40	2/1/2014 8:34	Vented	5/17/2014 8:34	195	SR139207	7 55G Drums	51.8
SRS	SR140004	2/1/2014 15:45	1/23/2014 10:30	2/4/2014 17:50	Vented	5/20/2014 17:50	162	SR139767	7 55G Drums	51.8
		2/1/2014 15:45	1/23/2014 10:30	2/4/2014 17:51	Vented	5/20/2014 17:51	162	SR139766	4 55G Drums	29.6
		2/1/2014 15:45	1/23/2014 10:40	2/4/2014 13:51	Vented	5/20/2014 13:51	193	SR139755	6 55G Drums	44.4
		2/1/2014 15:45	1/23/2014 10:40	2/4/2014 13:52	Vented	5/20/2014 13:52	193	SR139756	7 55G Drums	51.8
		2/1/2014 15:45	1/23/2014 10:35	2/4/2014 17:51	Vented	5/20/2014 17:51	201	SR139760	6 55G Drums	44.4
		2/1/2014 15:45	1/23/2014 10:35	2/4/2014 17:52	Vented	5/20/2014 17:52	201	SR139761	7 55G Drums	51.8
SRS	SR314011	1/28/2014 14:10	1/22/2014 8:30	2/3/2014 12:14	Vented	5/19/2014 12:14	3	SR139781	1 SLB2	261
---	14 Shipments	---	---	---	---	---	28 Packages	38 Assemblies	---	3,439.50 ft^3

[1]55G Drum=7.4 ft^3, SWB=66.3 ft^3, TDOP=160 ft^3, 85G Drum=11.4 ft^3, 100G Drum=13.4 ft^3, SLB2=261 ft^3 (Permit, Part 3, Section 3.3.1)
INL – Idaho National Laboratory
LANL – Los Alamos National Laboratory
SRS – Savannah River Site

Attachment 3
Ventilation Fans Inspection Round Sheets
(See file on compact disc)

Round Sheet Legend

Circled Numbers ②	Note numbers on the Comment Section of the Round Sheet
AR	Action Request
EFB	Exhaust Filter Building
I/S	In Service
MBP	Maintenance By Pass
Sec	Secured
STBY	Standby
Tag	Tagged Out
DP	Differential Pressure
“wc	Inches Water Column

Facility Site Operations and Infrastructure Seismic / Substation #7 / Duct / Fans Round Sheet

Date: 1/6/14 1/12/14

Location: BLDG. 413A, AREA SUB #7, & 41-B-700 A & B & C		DAY	SUN	MON		TUES		WED		THURS		FRI		SAT		SUN	
		SHIFT	2	1	2	1	2	1	2	1	2	1	2	1	2	1	2
		REVIEWER		Original Signatures on File													
		FOT	C/O														
ITEM	MIN	NORM	MAX														
(413A) SEISMIC PANEL 413A-SMP-004-001																	
413A-SMP-004-001 / POWER ON		ON [B]		✓		✓											
AREA SUBSTATION #7 AND TRANSFORMER																	
NO ABNORMAL CONDITIONS [A]		SAT [B]		✓	—	✓	—	✓	✓	✓	—	✓	✓	✓	✓	—	✓	✓
XFMR LIQUID LEVEL	LOW	SAT [B]	HIGH	✓	—												
XFMR PRESS (kPa)	-2.5		7.5	0	0												
XFMR WINDING HIGH TEMP (`C)	RESET MONDAY		105`	50	52												
XFMR LIQUID HIGH TEMP (`C)	RESET MONDAY		105`	51	52												
UVFS DUCTWORK (NEAR BYPASS DAMPERS)																	
UVFS CONDENSATE CONTAINER LEVEL		[B] [C]	80%	✓	—	✓	—	✓	✓	✓	—	✓	✓	✓	✓	—	✓	✓
UVFS VENTILATION FAN OIL LEVELS																	
700A BRG OIL LEVELS	LOW	[B]	HIGH	✓	✓		✓		✓		✓	✓		✓		✓	
700B BRG OIL LEVELS	LOW	[B]	HIGH	✓	✓		✓		✓		✓	✓		✓		✓	
700C BRG OIL LEVELS	LOW	[B]	HIGH	✓	✓		✓		✓		✓	✓		✓		✓	

NOTES: [A] - THE PRESENCE OF LEAKS, UNUSUAL ODORS, OR NOISES CONSTITUTES AN ABNORMAL CONDITION.

[B] - IF NORMAL CONDITION EXISTS, ENTER A CHECK MARK; OTHERWISE NOTE EXISTING CONDITION.

[C] - WHEN CONTAINER IS 80% FULL, SUBMIT REQUEST FOR DISPOSAL (RFD)

COMMENTS:

APPROVED FOR USE/DATE: Original Signatures on File

COPY

Facility Site Operations and Infrastructure Ventilation Fans Round Sheet

DATE: 1/6/14 1/12/14

Location: 413, EXHAUST FILTER BLDG. UVFS FANS																		
		DAY		SUN	MON		TUES		WED		THURS		FRI		SAT		SUN	
		SHIFT		2	1	2	1	2	1	2	1	2	1	2	1	2	1	2
		REVIEWER																
		FOT		C/O														
ITEM	MIN	NORM	MAX															
413-CP-056-01																		
CONTROL PANEL 860 FANS [A]		SAT [B]		1		1		1		1		1		1		1		1
413-CP-307-01B																		
CONTROL PANEL 700 FANS [A]		SAT [B]		2		2		2		2		2		2		2		2
413-CP-056-01C																		
860A U/G FILTRATION FAN (KSCFM)	[D]	[C] [D]	[D]	STBY	STBY	STBY	STBY	STBY	STBY	STBY	STBY	STBY	STBY	STBY	STBY	STBY	STBY	STBY
413-CP-056-01D																		
860B U/G FILTRATION FAN (KSCFM)	[D]	[C] [D]	[D]	SEC	SEC	Sec	SEC	SEC	Sec	Sec	SEC	Sec	Sec	Sec	SEC	SEC	Sec	Sec
413-CP-056-01E																		
860C U/G FILTRATION FAN (KSCFM)	[D]	[C] [D]	[D]	SEC	SEC	Sec	SEC	Sec.	Sec	Sec	SEC	Sec	Sec	Sec	SEC	SEC	Sec	Sec
413-CP-307-01J																		
700A U/G VENTILATION FAN (KSCFM)	[D]	[D]	[D]	0 (3)	0 (3)	0 (3)	0 (3)	0 (3)	0 (3)	216	215 (3)	0 (3)	0 (3)	0 (3)	0 (3)	0 (3)	0 (3)	0 (3)
413-CP-307-01K																		
700B U/G VENTILATION FAN (KSCFM)	[D]	[D]	[D]	TAG (4)	TAG (4)	TAG (4)	TAG (4)	TAG (4)	TAG (4)	TAG	TAG (4)	TAG (4)	TAG (4)	TAG (4)	TAG (4)	TAG (4)	TAG (4)	TAG (4)
413-CP-307-01H																		
700C U/G VENTILATION FAN (KSCFM)	[D]	[D]	[D]	0 (5)	0 (5)	0 (5)	0 (5)	207 (5)	0 (5)	210	0 (5)	204 (5)	0 (5)	0 (5)	0 (5)	0 (5)	0 (5)	0 (5)

NOTES: [A] - CHECK THAT THE AUDIBLE ALARM SOUNDS AND THE ALARM LIGHTS ILLUMINATE. [B] - IF NORMAL CONDITIONS EXIST, ENTER A CHECK MARK; OTHERWISE NOTE EXISTING CONDITION. [C] - FLOW READINGS TAKEN AT STA. B), (NOTE: EFB HVAC FLOW INCLUDED IN STA. B READING). [D] - VENTILATION MODES (chart below)

NORMAL MODE (flow per fan l/S) -	MIN = 202	NORM = 212	MAX = 223	MBP MODE w/ 1-860/1-700 FANS (combined flow of all fans l/S) - MIN = 200 MAX = 275
ALTERNATE MODE (flow per fan l/S) -	MIN = 247	NORM = 260	MAX = 273	MBP MODE w/ 1-860/2-700 FANS (combined flow of all fans l/S) - MIN = 395 MAX = 425
MINIMUM MODE (flow per fan l/S) -	MIN = 57	NORM = 60	MAX = 63	MBP MODE w/ 2-860/1-700 FANS (combined flow of all fans l/S) - MIN = 200 MAX = 275
REDUCED MODE (flow per fan l/S) -	MIN = 57	NORM = 60	MAX = 63	MBP MODE w/ 2-860/2-700 FANS (combined flow of all fans l/S) - MIN = 395 MAX = 425
FILTRATION MODE (flow per fan l/S) -	MIN = 57	NORM = 60	MAX = 63	

COMMENTS: (1) ALARM OOS (AR# 1307583) (3) Out of SPEC. (AR# 1113257) (5) FLOW CAL. I/P
(2) ALARM OOS (AR# 1307584) (4) Out of SPEC. (AR# 1113255)

APPROVED FOR USE/DATE: Original Signatures on File

Original Signatures on File

COPY

Facility Site Operations and Infrastructure Bldg 458 / 456 Round Sheet

Date: 1/6/14 1/12/14

Location:	DAY	SUN	MON		TUES		WED		THURS		FRI		SAT		SUN	
458, GUARD & SECURITY BUILDING	SHIFT	2	1	2	1	2	1	2	1	2	1	2	1	2	1	2
456, PUMPHOUSE BUILDING	REVIEWER		Original Signatures on File													
	FOT	C/O														

ITEM	MIN	NORM	MAX	SUN	MON		TUES		WED		THURS		FRI		SAT		SUN	
458, GUARD & SECURITY BUILDING																		
412 ODOR ABS MOD FILTER (PDI-07)			0.5	STBY	STBY													
412 ODOR ABS CHAR FILTER (PDI-08)			0.5	↓	↓													
412 ODOR ABS MOD FILTER (PDI-09)			0.5	.02														
403 AHU LOW FILTER (PDI-03)			0.5	.20														
403 AHU MOD FILTER (PDI-04)			0.5	STBY	↓													
456-CP-010-01 CONTROL PANEL																		
DOMESTIC WATER PRESS (PIC-01)	60	65	70	65	64	64	64	66	65	65	65	65	66	66	66	66	66	66
456-FIY-010-001 WATER FLOW METER																		
RAW WATER GALLONS	RESET MONDAY [A]			61028		216995												
DOMESTIC WATER GALLONS	RESET MONDAY [A]			88796		98923												
456-FM-045-001 SEWAGE FLOW METER																		
SEWAGE FLOW GALLONS		[B]	23,000	11200 (1)		52,500		33700		93800		45500		37800		29800		31600 (1)
HACH TEST KIT																		
COLORIMETER FREE CL2 (PPM)	0.7	[C]	1.2	.90		.94		1.84 (2)		1.87 (2)		1.82 (2)		1.82 (2)		1.80 (2)		1.7 (2)

NOTES: [A] - RESET METER AFTER TAKING THE READING ON MONDAY SECOND SHIFT

[B] - REQUIRED FOR COMPLIANCE WITH NMED DISCHARGE PERMIT DP-831 -- IF MAX LIMIT OF 23,000 GPD IS EXCEEDED CONTACT FSM

[C] - ADJUST CHLORINE LEVELS BY EITHER ADDING WATER (CHLORINE ABOVE 1.2) OR ADDING CHLORINE (CHLORINE BELOW .7) TO MAINTAIN SPECIFICATIONS

COMMENTS: (1) FSM NOTIFIED (2) Add water when tank level permits.

APPROVED FOR USE/DATE: Original Signatures on File

COPY

Facility Site Operations and Infrastructure Domestic / Fire Water Round Sheet

RCRA /TSR

Date: 1/6/14 1/12/14

Location:	DAY	SUN	MON		TUES		WED		THURS		FRI		SAT		SUN	
	SHIFT	2	1	2	1	2	1	2	1	2	1	2	1	2	1	2
456, PUMPHOUSE BUILDING	REVIEWER															
	FOT	C/O														

Original Signatures on File

ITEM	MIN	NORM	MAX															
DOMESTIC WATER STORAGE TANKS																		
01A SOUTH WATER STG TNK LVL LI-01 (456-LT-006-001) [SR 4.1.1.9]	80%	[D]		96	96	96	96	96	96	96	96	96	95	96	95	94	95	95
01A VISUAL INSPECTION [A]		SAT[B][C]		✓	✓	✓	✓	✓	✓	✓	✓	✓	✓	✓	✓	✓	✓	✓
01B NORTH WATER STG TNK LVL LI-02 (456-LT-006-002)	60%			84	82	76	76	100	100	99	96	96	93	93	93	92	94	94
01B VISUAL INSPECTION [A]		SAT[B][C]		✓	✓	✓	✓	✓	✓	✓	✓	✓	✓	✓	✓	✓	✓	✓
TIME OF INSPECTION					0900	1955	1000	2008	0912	1940	1000	1959	0832	2015	0850	2000	0905	2011

NOTES: [A] - IF NORMAL CONDITIONS EXIST, AND THE INSPECTION IS SATISFACTORY, ENTER A CHECK MARK; OTHERWISE NOTE EXISTING CONDITION.
[B] - INSPECT FOR LEAKS, VISIBLE CORROSION, INSULATION INTACT, ETC.
[C] - WHEN A NOTED CONDITION IS CORRECTED, ENTER THE DATE AND NATURE OF REPAIRS; OR OTHER REMEDIAL ACTION TAKEN THAT CORRECTED THE CONDITION.
[D] - LCO REQUIREMENT: LEVEL IN FIRE WATER TANK MUST BE ≥ 105,000 GALLONS (65%). IF NOT IMMEDIATELY NOTIFY FSM. COMPLETE THE SURVEILLANCE DATA SHEET FOR LCO 3.1.1, SURVEILLANCE REQUIREMENT 4.1.1.9, FORWARD THE COMPLETED SURVEILLANCE DATA SHEET TO THE FSM.

COMMENTS: (STATE AR NUMBER SUBMITTED TO CORRECT ABNORMAL CONDITION IF/WHEN KNOWN)

APPROVED FOR USE/DATE: 030713

OPERATORS INITIALING THIS LOGSHEET SHALL COMPLETE THE FOLLOWING:

NAME (PRINT)	INITIALS	NAME (PRINT)	INITIALS	NAME (PRINT)	INITIALS

Original Signatures on File

COPY

Facility Site Operations and Infrastructure Support Bldg Substation / UPS Round Sheet **RCRA** Date: 1/6/14 1/12/14

Location: 451, ELEC. EQUIP. RM. 116 CMR		DAY		SUN	MON		TUES		WED		THURS		FRI		SAT		SUN	
		SHIFT		2	1	2	1	2	1	2	1	2	1	2	1	2	1	2
		REVIEWER			Original Signatures on File													
		FOT		C/O														
ITEM	**MIN**	**NORM**	**MAX**															
45P-SWG04/1 SUPPORT BUILDING SUBSTATION																		
NO ABNORMAL CONDITIONS [A]		SAT [B]		✓	✓	✓	✓	✓	✓	✓	✓	✓	✓	✓	✓	–	✓	✓
TR-15/1 XFMR HIGH TEMP (`C)	RESET	MONDAY	170`	60	60													
45P-UPS03/2 SUPPORT BUILDING UPS																		
NORMAL OPERATION LOAD ON UPS		[B]		✓	✓	✓	✓	✓	✓	✓	✓	✓	✓	✓	✓	–	✓	✓
AIR CONDITIONER NORMAL OPERATION		[B] [C]		✓	✓	✓	✓	✓	✓	✓	✓	✓	✓	✓	✓	–	✓	✓
ALTERNATE SOURCE AVAILABLE		[D]		✓	✓	✓	✓	✓	✓	✓	✓	✓	✓	✓	✓	–	✓	✓
TIME OF INSPECTION					0800	1908	0900	1912	0841	2000	0730	1923	0721	1952	0820	1905	1905	1931
EMERGENCY PHONE CHECK		[E]		✓		✓		✓		✓		✓		✓		✓		✓

NOTES: [A] - THE PRESENCE OF LEAKS, UNUSUAL ODORS, OR NOISES CONSTITUTES AN ABNORMAL CONDITION.

[B] - IF NORMAL CONDITIONS EXIST, ENTER A CHECK MARK; OTHERWISE NOTE EXISTING CONDITION.

[C] - LOW HUMIDITY ALARM IS NOT AN ABNORMAL CONDITION.

[D] - 45P-MCC04/3 CB-23 IS CLOSED

[E] - VERIFY EMERGENCY PHONE LINE HAS A DIAL TONE. IF NOT, CONTACT THE FSM.

COMMENTS:

APPROVED FOR USE/DATE: Original Signatures on File

COPY

Facility Site Operations and Infrastructure RH Room D/P and HVAC Panel Round Sheet

Date: 1/6/14 1/12/14

Location:			DAY		SUN	MON		TUES		WED		THURS		FRI		SAT		SUN	
COMPUTER STATIONS			SHIFT		2	1	2	1	2	1	2	1	2	1	2	1	2	1	2
CMR, FSM DESK, LOCAL			REVIEWER			Original Signatures on File													
411, WHB MECH EQUIP RM 200 & 208			FOT		C/O														
ITEM		MIN	NORM	MAX															
RH ROOM DPs																			
OPERATING GALLERY	PDD-01 "wc				-.10	-.10		-.11		-.1		-.1		-.10		-.09		-.10	
MANIP. REPAIR RM.	PDD-21A "wc				-.15	-.14		-.14		-.15		-.16		-.14		-.14		-.14	
FILTER GALLERY	PDD-21B "wc				-.09	-.09		-.10		-.1		-.09		-.09		-.09		-.09	
CASK LOADING RM.	PDD-21C "wc				-.19	-.21		-.19		-.19		-.20		-.20		-.20		-.20	
CASK TRANSFER CELL	PDD-21D "wc				-.23	-.24		-.19		-.19		-.23		-.23		-.23		-.23	
WASTE HOIST OPER RM	PDD-21G "wc				-.13	-.10		-.14		-.1		-.10		-.13		-.14		-.14	
SERVICE ROOM	PDD-21H "wc	-0.00		-0.15	-.14	-.15		-.14		-.15		-.15		-.14		-.13		-.14	
RH BAY	PDD-21F "wc	0.02		0.7	-.07	.05		.05		.04		.04		.05		.05		.052	
HOT CELL	PDT-52 "wc	-0.04		-1.1	-.59	-.60		-.60		-.6		-.6		-.59		-.60		-.60	
HVAC CONTROL PANEL CHECKS																			
411-CP-051-10	(803/805 AHU/EXH FANS)		SAT [A]		✓	✓		✓		✓		✓		✓		✓		✓	
411-CP-051-11	(804/806 AHU/EXH FANS)		SAT [A]		✓	✓		✓		✓		✓		✓		✓		✓	
411-CP-051-12	(878 A/B EXH FANS)		SAT [A]		✓	✓		✓		✓		✓		✓		✓		✓	
411-CP-058-17	(807 AHU FAN)		SAT [A]		✓	✓		✓		✓		✓		✓		✓		✓	

NOTES: [A] - IF NORMAL CONDITIONS EXIST, ENTER A CHECK MARK; OTHERWISE NOTE EXISTING CONDITION.

COMMENTS:

APPROVED FOR USE/DATE: Original Signatures on File

COPY

Facility Site Operations and Infrastructure WHB CH Room D/P / HVAC / Air Dryer Round Sheet

Date: 1/6/14 1/12/14

Location:		DAY		SUN	MON		TUES		WED		THURS		FRI		SAT		SUN	
COMPUTER STATIONS		SHIFT		2	1	2	1	2	1	2	1	2	1	2	1	2	1	2
CMR, FSM DESK, LOCAL		REVIEWER			Original Signatures on File													
411, WHB MECH EQUIP RM 200 & 208		FOT		C/O														
ITEM	MIN	NORM	MAX															
WHB CH ROOM DPs																		
SHIELDED STORAGE RM PDD-026A "wc				-.11	-.11		-.14		-.1		-.12		-.11		-.10		-.10	
CH AREA ROOM 103 PDD-026B "wc	-0.02			-.11	-.11		-.11		-.1		-.12		-.11		-.10		-.12	
SITE GEN WASTE RM. PDD-026C "wc				-.04	-.03		-.04		0		-.02		-.02		-.03		-.03	
EQUIP DECON RM. . PDD-026D "wc				-.09	-.09		-.10		-.08		-.08		-.08		-.09		-.09	
OVERPACK & REPAIR RM PDD-026E "wc	-0.04			-.12	-.11		-.13		-.12		-.12		-.12		-.11		-.11	
CAGE LOADING ROOM PDD-006 "wc				.23	.24		-.30		-.1		.05		.50		.50		.50	
AIRLOCK ROOM 107 PDD-007 "wc				-.08	-.07		-.10		-.08		-.08		-.07		.07		-.10	
HVAC CONTROL PANEL CHECKS																		
411-CP-052-15 (835/836 EXH FANS)		SAT [A]		✓	✓		✓		✓		✓		✓		✓		✓	
411-CP-063-16 (861/863 AHUS)		SAT [A]		✓	✓		✓		✓		✓		✓		✓		✓	
411-CP-052-14 (813/817 CH TRAIN)		SAT [A]		✓	✓		✓		✓		✓		✓		✓		✓	
411-CP-052-13 (812/816 CH TRAIN)		SAT [A]		✓	✓		✓		✓		✓		✓		✓		✓	
WASTE HANDLING BUILDING AIR DRYER																		
K-015 OUTLET (PSI)	95		135	(1)	(1)	(1)	(1)	(1)	(1)	(1)	(1)	(1)	(1)	(1)	(1)	(1)	(1)	(1)
K-015 AQUADEX INDICATOR		BLUE [A]		↓	↓	↓	↓	↓	↓	↓	↓	↓	↓	↓	↓	↓	↓	↓
K-015 AUTO BLOWDOWNS /TEST		SAT [A]		↓		↓		↓		↓		↓		↓		↓		↓
K-015 DRYER MODE		AMLOC [A]		↓	(1)	↓	(1)	↓	↓	↓	(1)	↓	(1)	↓	(1)	↓	(1)	↓

NOTES: [A] - IF NORMAL CONDITIONS EXIST, ENTER A CHECK MARK; OTHERWISE NOTE EXISTING CONDITION.

COMMENTS: (1) TESTING I/P.

APPROVED FOR USE/DATE Original Signatures on File

COPY

Facility Site Operations and Infrastructure Seismic / Substation #7 / Duct / Fans Round Sheet

Date: 011314-011914

Location: BLDG. 413A, AREA SUB #7, & 41-B-700 A & B & C		DAY	SUN	MON		TUES		WED		THURS		FRI		SAT		SUN	
		SHIFT	2	1	2	1	2	1	2	1	2	1	2	1	2	1	2
		REVIEWER		Original Signatures on File													
		FOT	C/O														
ITEM	MIN	NORM	MAX														
(413A) SEISMIC PANEL 413A-SMP-004-001																	
413A-SMP-004-001 / POWER ON		ON [B]		✓		✓											
AREA SUBSTATION #7 AND TRANSFORMER																	
NO ABNORMAL CONDITIONS [A]		SAT [B]		✓	✓	✓	✓	✓	✓	✓	✓	✓	✓	✓	✓	✓	✓
XFMR LIQUID LEVEL	LOW	SAT [B]	HIGH	✓	✓												
XFMR PRESS (kPa)	-2.5		7.5	Ø	0												
XFMR WINDING HIGH TEMP (`C)	RESET MONDAY		105`	52	50												
XFMR LIQUID HIGH TEMP (`C)	RESET MONDAY		105`	52	50												
UVFS DUCTWORK (NEAR BYPASS DAMPERS)																	
UVFS CONDENSATE CONTAINER LEVEL		[B] [C]	80%	✓	✓	✓	✓	✓	✓	✓	✓	✓	✓	✓	✓	✓	✓
UVFS VENTILATION FAN OIL LEVELS																	
700A BRG OIL LEVELS	LOW	[B]	HIGH	✓	✓		✓		✓		✓		✓		✓		
700B BRG OIL LEVELS	LOW	[B]	HIGH	✓	✓		✓		✓		✓		✓		✓		
700C BRG OIL LEVELS	LOW	[B]	HIGH	✓	✓		✓		✓		✓		✓		✓		

NOTES: [A] - THE PRESENCE OF LEAKS, UNUSUAL ODORS, OR NOISES CONSTITUTES AN ABNORMAL CONDITION.

[B] - IF NORMAL CONDITION EXISTS, ENTER A CHECK MARK; OTHERWISE NOTE EXISTING CONDITION.

[C] - WHEN CONTAINER IS 80% FULL, SUBMIT REQUEST FOR DISPOSAL (RFD)

COMMENTS:

APPROVED FOR USE/DATE: Original Signatures on File

Facility Site Operations and Infrastructure Ventilation Fans Round Sheet

DATE: 011314 – 011914

Location:	DAY	SUN	MON		TUES		WED		THURS		FRI		SAT		SUN	
413, EXHAUST FILTER BLDG.	SHIFT	2	1	2	1	2	1	2	1	2	1	2	1	2	1	2
UVFS FANS	REVIEWER		Original Signatures on File													
	FOT	C/O														

ITEM	MIN	NORM	MAX														
413-CP-056-01																	
CONTROL PANEL 860 FANS [A]		SAT [B]		1		1		1		1		1		1		1		1
413-CP-307-01B																	
CONTROL PANEL 700 FANS [A]		SAT [B]		2		2		2		2		2		2		2		2
413-CP-056-01C																	
860A U/G FILTRATION FAN (KSCFM)	[D]	[C] [D]	[D]	STBY	Stby	STBY	Stby	STBY	Stby	STBY	STBY	STBY	STBY	35	STBY	STBY	58	STBY
413-CP-056-01D																	
860B U/G FILTRATION FAN (KSCFM)	[D]	[C] [D]	[D]	SEC	Sec	SEC	Sec	SEC	Sec	SEC	SEC	SEC	40	SEC	Sec	SEC	SEC	SEC
413-CP-056-01E																	
860C U/G FILTRATION FAN (KSCFM)	[D]	[C] [D]	[D]	SEC	Sec	SEC	Sec	SEC	Sec	SEC	SEC	SEC	STBY	SEC	Sec	SEC	SEC	SEC
413-CP-307-01J																	
700A U/G VENTILATION FAN (KSCFM)	[D]	[D]	[D]	0 (3)	208 (3)	0 (3)	212 (3)	0 (3)	0 (3)	0 (3)	0 (3)	0 (3)	0 (3)	0 (3)	0 (3)	0 (3)	SEC (3)	0 (3)
413-CP-307-01K																	
700B U/G VENTILATION FAN (KSCFM)	[D]	[D]	[D]	TAG (4)	TAG (4)	TAG (4)	TAG (4)	TAG (4)	Tag (4)	TAG (4)	TAG (4)	TAG (4)	TAG (4)	TAG (4)	TAG (4)	TAG (4)	TAG (4)	TAG (4)
413-CP-307-01H																	
700C U/G VENTILATION FAN (KSCFM)	[D]	[D]	[D]	0 (5)	TAG (5)	0 (5)	217 (5)	0 (5)	216 (5)	0 (5)	212 (5)	0 (5)	0 (5)	0 (5)	0 (5)	0 (5)	SEC (5)	0 (5)

NOTES: [A] - CHECK THAT THE AUDIBLE ALARM SOUNDS AND THE ALARM LIGHTS ILLUMINATE. [B] - IF NORMAL CONDITIONS EXIST, ENTER A CHECK MARK; OTHERWISE NOTE EXISTING CONDITION. [C] - FLOW READINGS TAKEN AT STA. B), (NOTE: EFB HVAC FLOW INCLUDED IN STA. B READING). [D] - VENTILATION MODES (chart below)

NORMAL MODE (flow per fan I/S) -	MIN = 202	NORM = 212	MAX = 223	MBP MODE w/ 1-860/1-700 FANS (combined flow of all fans I/S) -	MIN = 200	MAX = 275
ALTERNATE MODE (flow per fan I/S) -	MIN = 247	NORM = 260	MAX = 273	MBP MODE w/ 1-860/2-700 FANS (combined flow of all fans I/S) -	MIN = 395	MAX = 425
MINIMUM MODE (flow per fan I/S) -	MIN = 57	NORM = 60	MAX = 63	MBP MODE w/ 2-860/1-700 FANS (combined flow of all fans I/S) -	MIN = 200	MAX = 275
REDUCED MODE (flow per fan I/S) -	MIN = 57	NORM = 60	MAX = 63	MBP MODE w/ 2-860/2-700 FANS (combined flow of all fans I/S) -	MIN = 395	MAX = 425
FILTRATION MODE (flow per fan I/S) -	MIN = 57	NORM = 60	MAX = 63			

COMMENTS: (1) Alarm OOS - AR 1307583 (3) Flow OO SPEC - AR 1113257 (5) Flow SM 1/P (6) Filtration
(2) Alarm OOS - AR 1307584 (4) Flow OO SPEC - AR 1113255

APPROVED FOR USE/DATE: Original Signatures on File

COPY

Facility Site Operations and Infrastructure Bldg 458 / 456 Round Sheet

Date: 011314-011914

Location:	DAY	SUN	MON		TUES		WED		THURS		FRI		SAT		SUN	
458, GUARD & SECURITY BUILDING	SHIFT	2	1	2	1	2	1	2	1	2	1	2	1	2	1	2
456, PUMPHOUSE BUILDING	REVIEWER		Original Signatures on File													
	FOT	C/O														

ITEM	MIN	NORM	MAX	SUN	MON		TUES		WED		THURS		FRI		SAT		SUN	
458, GUARD & SECURITY BUILDING																		
412 ODOR ABS MOD FILTER (PDI-07)			0.5	STBY	STBY													
412 ODOR ABS CHAR FILTER (PDI-08)			0.5															
412 ODOR ABS MOD FILTER (PDI-09)			0.5															
403 AHU LOW FILTER (PDI-03)			0.5															
403 AHU MOD FILTER (PDI-04)			0.5															
456-CP-010-01 CONTROL PANEL																		
DOMESTIC WATER PRESS (PIC-01)	60	65	70	66	65	64	64	66	65	66	64	65	64	65	63	64	64	65
456-FIY-010-001 WATER FLOW METER																		
RAW WATER GALLONS	RESET MONDAY [A]			26995		60037.83												
DOMESTIC WATER GALLONS	RESET MONDAY [A]			98923		78836.87												
456-FM-045-001 SEWAGE FLOW METER																		
SEWAGE FLOW GALLONS		[B]	23,000	31600 (1)		33305 (1)		32,000 (1)		46700 (1)		40300 (1)		45300 (1)		38000 (1)		37500 (1)
HACH TEST KIT																		
COLORIMETER FREE CL2 (PPM)	0.7	[C]	1.2	1.7 (2)		1.68 (2)		1.66 (2)		1.35 (2)		1.39 (2)		1.56 (2)		1.3 (2)		1.32 (2)

NOTES: [A] - RESET METER AFTER TAKING THE READING ON MONDAY SECOND SHIFT

[B] - REQUIRED FOR COMPLIANCE WITH NMED DISCHARGE PERMIT DP-831 -- IF MAX LIMIT OF 23,000 GPD IS EXCEEDED CONTACT FSM

[C] - ADJUST CHLORINE LEVELS BY EITHER ADDING WATER (CHLORINE ABOVE 1.2) OR ADDING CHLORINE (CHLORINE BELOW .7) TO MAINTAIN SPECIFICATIONS

COMMENTS: (1) FSM INFORMED

(2) ADD WATER AS TANK SPACE ALLOWS

(3)

APPROVED FOR USE/DATE: Original Signatures on File

Facility Site Operations and Infrastructure Domestic / Fire Water Round Sheet

RCRA /TSR

Date: 011314 - 011914

Location:	DAY	SUN	MON		TUES		WED		THURS		FRI		SAT		SUN	
	SHIFT	2	1	2	1	2	1	2	1	2	1	2	1	2	1	2
456, PUMPHOUSE BUILDING	REVIEWER		Original Signatures on File													
	FOT	C/O														

ITEM	MIN	NORM	MAX	SUN	MON		TUES		WED		THURS		FRI		SAT		SUN	
DOMESTIC WATER STORAGE TANKS																		
01A SOUTH WATER STG TNK LVL LI-01 (456-LT-006-001) [SR 4.1.1.9]	80%	[D]		95	95	94	94	94	94	93	93	94	94	94	93	93	93	93
01A VISUAL INSPECTION [A]		SAT[B][C]		✓	✓	✓	✓	✓	✓	✓	✓	✓	✓	✓	✓	✓	✓	✓
01B NORTH WATER STG TNK LVL LI-02 (456-LT-006-002)	60%			94	94	94	93	91	89	100	100	98	98	96	95	94	94	93
01B VISUAL INSPECTION [A]		SAT[B][C]		✓	✓	✓	✓	✓	✓	✓	✓	✓	✓	✓	✓	✓	✓	✓
TIME OF INSPECTION					0855	2010	0850	2026	0841	2012	0903	1950	0800	1945	0759	2210	0830	2100

NOTES: [A] - IF NORMAL CONDITIONS EXIST, AND THE INSPECTION IS SATISFACTORY, ENTER A CHECK MARK; OTHERWISE NOTE EXISTING CONDITION.
[B] - INSPECT FOR LEAKS, VISIBLE CORROSION, INSULATION INTACT, ETC.
[C] - WHEN A NOTED CONDITION IS CORRECTED, ENTER THE DATE AND NATURE OF REPAIRS; OR OTHER REMEDIAL ACTION TAKEN THAT CORRECTED THE CONDITION.
[D] - LCO REQUIREMENT: LEVEL IN FIRE WATER TANK MUST BE ≥ 105,000 GALLONS (65%). IF NOT IMMEDIATELY NOTIFY FSM. COMPLETE THE SURVEILLANCE DATA SHEET FOR LCO 3.1.1, SURVEILLANCE REQUIREMENT 4.1.1.9, FORWARD THE COMPLETED SURVEILLANCE DATA SHEET TO THE FSM.

COMMENTS: (STATE AR NUMBER SUBMITTED TO CORRECT ABNORMAL CONDITION IF/WHEN KNOWN)

APPROVED FOR USE/DATE: Original Signatures on File

OPERATORS INITIALING THIS LOGSHEET SHALL COMPLETE THE FOLLOWING:

NAME (PRINT)	INITIALS	NAME (PRINT)	INITIALS	NAME (PRINT)	INITIALS
Original Signatures on File					

COPY

Facility Site Operations and Infrastructure Support Bldg Substation / UPS Round Sheet **RCRA** Date: 011314-011914

Location:		DAY		SUN	MON		TUES		WED		THURS		FRI		SAT		SUN	
		SHIFT		2	1	2	1	2	1	2	1	2	1	2	1	2	1	2
451, ELEC. EQUIP. RM. 116 CMR		REVIEWER									Original Signatures on File							
		FOT		C/O														
ITEM	**MIN**	**NORM**	**MAX**															
45P-SWG04/1 SUPPORT BUILDING SUBSTATION																		
NO ABNORMAL CONDITIONS [A]		SAT [B]		✓	✓	✓	✓	✓	✓	✓	✓	✓	✓	✓	✓	✓	✓	✓
TR-15/1 XFMR HIGH TEMP (`C)	RESET	MONDAY	170`	60	60													
45P-UPS03/2 SUPPORT BUILDING UPS																		
NORMAL OPERATION LOAD ON UPS		[B]		✓	✓	✓	✓	✓	✓	✓	✓	✓	✓	✓	✓	✓	✓	✓
AIR CONDITIONER NORMAL OPERATION		[B] [C]		✓	✓	✓	✓	✓	✓	✓	✓	✓	✓	✓	✓	✓	✓	✓
ALTERNATE SOURCE AVAILABLE		[D]		✓	✓	✓	✓	✓	✓	✓	✓	✓	✓	✓	✓	✓	✓	✓
TIME OF INSPECTION					0815	A35	0810	~~0711~~ 1911 60	0757	1922	0820	1907	0715	1914	0714	2140	0735	2100
EMERGENCY PHONE CHECK		[E]		✓		✓		✓ 1-24-14		✓		✓		✓		✓		✓

NOTES: [A] - THE PRESENCE OF LEAKS, UNUSUAL ODORS, OR NOISES CONSTITUTES AN ABNORMAL CONDITION.

[B] - IF NORMAL CONDITIONS EXIST, ENTER A CHECK MARK; OTHERWISE NOTE EXISTING CONDITION.

[C] - LOW HUMIDITY ALARM IS NOT AN ABNORMAL CONDITION.

[D] - 45P-MCC04/3 CB-23 IS CLOSED

[E] - VERIFY EMERGENCY PHONE LINE HAS A DIAL TONE. IF NOT, CONTACT THE FSM.

COMMENTS:

APPROVED FOR USE/DATE: Original Signatures on File

COPY

Facility Site Operations and Infrastructure RH Room D/P and HVAC Panel Round Sheet

Date: 011314-011914

Location:			DAY		SUN	MON		TUES		WED		THURS		FRI		SAT		SUN	
COMPUTER STATIONS			SHIFT		2	1	2	1	2	1	2	1	2	1	2	1	2	1	2
CMR, FSM DESK, LOCAL			REVIEWER			Original Signatures on File													
411, WHB MECH EQUIP RM 200 & 208			FOT		C/O														
ITEM		MIN	NORM	MAX															
RH ROOM DPs																			
OPERATING GALLERY	PDD-01 "wc				-.1	-.1		-.1		-.09		-.10		-.10		-.09		-.07	
MANIP. REPAIR RM.	PDD-21A "wc				-.14	-.15		-.15		-.15		-.14		-.15		-.15		-.14	
FILTER GALLERY	PDD-21B "wc				-.09	-.09		-.09		-.09		-.09		-.09		-.09		-.06	
CASK LOADING RM.	PDD-21C "wc				-.2	-.21		-.20		-.20		-.20		-.19		-.2		-.09	
CASK TRANSFER CELL	PDD-21D "wc				-.23	-.24		-.23		-.23		-.23		-.31		-.23		-.13	
WASTE HOIST OPER RM	PDD-21G "wc				-.14	-.02		-.12		-.12		-.13		-.12		-.12		.05	
SERVICE ROOM	PDD-21H "wc	-0.00		-0.15	-.14	-.15		-.15		-.15		-.14		-.14		-.15		-.15	
RH BAY	PDD-21F "wc	0.02		0.7	.052	.04		.06		.05		.03		.05		.05		.03	
HOT CELL	PDT-52 "wc	-0.04		-1.1	-.6	-.6		-.6		-.6		-.64		-.64		-.65		-.62	
HVAC CONTROL PANEL CHECKS																			
411-CP-051-10	(803/805 AHU/EXH FANS)		SAT [A]		✓	✓		✓		✓		✓		✓		✓		✓	
411-CP-051-11	(804/806 AHU/EXH FANS)		SAT [A]		✓	✓		✓		✓		✓		✓		✓		✓	
411-CP-051-12	(878 A/B EXH FANS)		SAT [A]		✓	✓		✓		✓		✓		✓		✓		✓	
411-CP-058-17	(807 AHU FAN)		SAT [A]		✓	✓		✓		✓		✓		✓		✓		✓	

NOTES: [A] - IF NORMAL CONDITIONS EXIST, ENTER A CHECK MARK; OTHERWISE NOTE EXISTING CONDITION.

COMMENTS:

APPROVED FOR USE/DATE: Original Signatures on File

COPY

Facility Site Operations and Infrastructure WHB CH Room D/P / HVAC / Air Dryer Round Sheet

Date: 011314-011914

Location:		DAY	SUN	MON		TUES		WED		THURS		FRI		SAT		SUN	
COMPUTER STATIONS		SHIFT	2	1	2	1	2	1	2	1	2	1	2	1	2	1	2
CMR, FSM DESK, LOCAL		REVIEWER		Original Signatures on File													
411, WHB MECH EQUIP RM 200 & 208		FOT	C/O														
ITEM	MIN	NORM	MAX														
WHB CH ROOM DPs																	
SHIELDED STORAGE RM PDD-026A "wc				-.1	-.10		-.11		-.09		-.11		-.12		-.07		-.10
CH AREA ROOM 103 PDD-026B "wc	-0.02			-.12	-.11		-.11		-.10		-.10		-.11		-.07		-.10
SITE GEN WASTE RM. PDD-026C "wc				-.03	-.07		-.05		-.04		-.03		-.04		-.01		-.02
EQUIP DECON RM. PDD-026D "wc				-.09	-.08		-.08		-.09		-.08		-.10		-.08		-.08
OVERPACK & REPAIR RM PDD-026E "wc	-0.04			-.11	-.08		-.08		-.11		-.11		-.11		-.11		-.11
CAGE LOADING ROOM PDD-006 "wc				.5	0		0		.06		-.07		.50		.5		.5
AIRLOCK ROOM 107 PDD-007 "wc				-.1	-.10		-.12		-.07		-.09		-.07		-.07		-.08
HVAC CONTROL PANEL CHECKS																	
411-CP-052-15 (835/836 EXH FANS)		SAT [A]		✓	✓		✓		✓		✓		✓		✓		✓
411-CP-063-16 (861/863 AHUS)		SAT [A]		✓	✓		✓		✓		✓		✓		✓		✓
411-CP-052-14 (813/817 CH TRAIN)		SAT [A]		✓	✓		✓		✓		✓		✓		✓		✓
411-CP-052-13 (812/816 CH TRAIN)		SAT [A]		✓	✓		✓		✓		✓		✓		✓		✓
WASTE HANDLING BUILDING AIR DRYER																	
K-015 OUTLET (PSI)	95		135	1	1	1	1	1	1	1	1	1	1	1	1	1	1
K-015 AQUADEX INDICATOR		BLUE [A]			↓	↓	↓	↓	↓	↓	↓	↓	↓	↓	↓	↓	↓
K-015 AUTO BLOWDOWNS /TEST		SAT [A]															
K-015 DRYER MODE		AMLOC [A]			↓	↓	↓	↓	1	✓	1	↓	↓	↓	↓	↓	↓

NOTES: [A] - IF NORMAL CONDITIONS EXIST, ENTER A CHECK MARK; OTHERWISE NOTE EXISTING CONDITION.

COMMENTS: 1 TESTING I/P

APPROVED FOR USE/DATE: Original Signatures on File

COPY

Facility Site Operations and Infrastructure Seismic / Substation #7 / Duct / Fans Round Sheet

Date: 01/2014 – 01/26/14

Location: BLDG. 413A, AREA SUB #7, & 41-B-700 A & B & C		DAY		SUN	MON		TUES		WED		THURS		FRI		SAT		SUN	
		SHIFT		2	1	2	1	2	1	2	1	2	1	2	1	2	1	2
		REVIEWER			Original Signatures on File													
		FOT		C/O														
ITEM	MIN	NORM	MAX															
(413A) SEISMIC PANEL 413A-SMP-004-001																		
413A-SMP-004-001 / POWER ON		ON [B]		✓		✓												
AREA SUBSTATION #7 AND TRANSFORMER																		
NO ABNORMAL CONDITIONS [A]		SAT [B]		✓	✓	✓	✓	✓	✓	✓	✓	✓	✓	✓	✓	✓	✓	✓
XFMR LIQUID LEVEL	LOW	SAT [B]	HIGH	✓	✓													
XFMR PRESS (kPa)	-2.5		7.5	0	0													
XFMR WINDING HIGH TEMP (`C)	RESET MONDAY		105`	50	53													
XFMR LIQUID HIGH TEMP (`C)	RESET MONDAY		105`	50	55													
UVFS DUCTWORK (NEAR BYPASS DAMPERS)																		
UVFS CONDENSATE CONTAINER LEVEL		[B] [C]	80%	✓	✓	✓	✓	✓	✓	✓	✓	✓	✓	✓	✓	✓	✓	✓
UVFS VENTILATION FAN OIL LEVELS																		
700A BRG OIL LEVELS	LOW	[B]	HIGH	✓	✓		✓		✓		✓		✓		✓		✓	
700B BRG OIL LEVELS	LOW	[B]	HIGH	✓	✓		✓		✓		✓		✓		✓		✓	
700C BRG OIL LEVELS	LOW	[B]	HIGH	✓	✓		✓		✓		✓		✓		✓		✓	

NOTES: [A] - THE PRESENCE OF LEAKS, UNUSUAL ODORS, OR NOISES CONSTITUTES AN ABNORMAL CONDITION.

[B] - IF NORMAL CONDITION EXISTS, ENTER A CHECK MARK; OTHERWISE NOTE EXISTING CONDITION.

[C] - WHEN CONTAINER IS 80% FULL, SUBMIT REQUEST FOR DISPOSAL (RFD)

COMMENTS:

APPROVED FOR USE/DATE: Original Signatures on File

COPY

Facility Site Operations and Infrastructure Ventilation Fans Round Sheet

DATE: 01/2014 – 01/26/14

Location: 413, EXHAUST FILTER BLDG. UVFS FANS		DAY		SUN	MON		TUES		WED		THURS		FRI		SAT		SUN	
		SHIFT		2	1	2	1	2	1	2	1	2	1	2	1	2	1	2
		REVIEWER			Original Signatures on File													
		FOT		C/O														
ITEM	MIN	NORM	MAX															
413-CP-056-01																		
CONTROL PANEL 860 FANS [A]		SAT [B]		1		1		1		1		1		1		1		1
413-CP-307-01B																		
CONTROL PANEL 700 FANS [A]		SAT [B]		2		2		2		2		2		2		2		2
413-CP-056-01C																		
860A U/G FILTRATION FAN (KSCFM)	[D]	[C] [D]	[D]	STBY	STBY	STBY	STBY	STBY	STBY	STBY	STBY	STBY	STBY	STBY	STBY	STBY	SEC	SEC
413-CP-056-01D																		
860B U/G FILTRATION FAN (KSCFM)	[D]	[C] [D]	[D]	SEC	SEC	SEC	SEC	SEC	SEC	SEC	SEC	SEC	SEC	SEC	SEC	SEC	STBY	STBY
413-CP-056-01E																		
860C U/G FILTRATION FAN (KSCFM)	[D]	[C] [D]	[D]	SEC	SEC	SEC	SEC	SEC	SEC	SEC	SEC	SEC	SEC	SEC	SEC	SEC	SEC	SEC
413-CP-307-01J																		
700A U/G VENTILATION FAN (KSCFM)	[D]	[D]	[D]	0 (3)	0 (3)	0 (3)	0 (3)	0 (3)	0 (3)	0 (3)	0 (3)	0 (3)	0 (3)	206 (3)	0 (3)	0 (3)	0 (3)	0 (3)
413-CP-307-01K																		
700B U/G VENTILATION FAN (KSCFM)	[D]	[D]	[D]	TAG (4)	TAG (4)	TAG (4)	TAG (4)	TAG (4)	TAG (4)	TAG (4)	TAG (4)	TAG (4)	TAG (4)	TAG (4)	TAG (4)	TAG (4)	TAG (4)	TAG (4)
413-CP-307-01H																		
700C U/G VENTILATION FAN (KSCFM)	[D]	[D]	[D]	0 (5)	0 (5)	0 (5)	0 (5)	0 (5)	0 (5)	0 (5)	0 (5)	0 (5)	0 (5)	213 (5)	0 (5)	212 (5)	0 (5)	207 (5)

NOTES: [A] - CHECK THAT THE AUDIBLE ALARM SOUNDS AND THE ALARM LIGHTS ILLUMINATE. [B] - IF NORMAL CONDITIONS EXIST, ENTER A CHECK MARK; OTHERWISE NOTE EXISTING CONDITION. [C] - FLOW READINGS TAKEN AT STA. B), (NOTE: EFB HVAC FLOW INCLUDED IN STA. B READING). [D] - VENTILATION MODES (chart below)

NORMAL MODE (flow per fan l/S) -	MIN = 202	NORM = 212	MAX = 223	MBP MODE w/ 1-860/1-700 FANS (combined flow of all fans l/S) - MIN = 200	MAX = 275
ALTERNATE MODE (flow per fan l/S) -	MIN = 247	NORM = 260	MAX = 273	MBP MODE w/ 1-860/2-700 FANS (combined flow of all fans l/S) - MIN = 395	MAX = 425
MINIMUM MODE (flow per fan l/S) -	MIN = 57	NORM = 60	MAX = 63	MBP MODE w/ 2-860/1-700 FANS (combined flow of all fans l/S) - MIN = 200	MAX = 275
REDUCED MODE (flow per fan l/S) -	MIN = 57	NORM = 60	MAX = 63	MBP MODE w/ 2-860/2-700 FANS (combined flow of all fans l/S) - MIN = 395	MAX = 425
FILTRATION MODE (flow per fan l/S) -	MIN = 57	NORM = 60	MAX = 63		

COMMENTS: (1) ALARM OOS - AR 1307583 (3) FLOW OOS - AR 1113257 (5) FLOW OOS - AR 1113256
(2) ALARM OOS - AR 1307584 (4) FLOW OOS - AR 1113255

APPROVED FOR USE/DATE: Original Signatures on File

COPY

Facility Site Operations and Infrastructure Bldg 458 / 456 Round Sheet

Date: 01/20/14 – 01/26/14

Location:
458, GUARD & SECURITY BUILDING
456, PUMPHOUSE BUILDING

Original Signatures on File

		DAY	SUN	MON		TUES		WED		THURS		FRI		SAT		SUN	
		SHIFT	2	1	2	1	2	1	2	1	2	1	2	1	2	1	2
		REVIEWER															
		FOT	C/O														
ITEM	**MIN**	**NORM**	**MAX**														
458, GUARD & SECURITY BUILDING																	
412 ODOR ABS MOD FILTER (PDI-07)			0.5	STBY	STBY												
412 ODOR ABS CHAR FILTER (PDI-08)			0.5														
412 ODOR ABS MOD FILTER (PDI-09)			0.5														
403 AHU LOW FILTER (PDI-03)			0.5														
403 AHU MOD FILTER (PDI-04)			0.5														
456-CP-010-01 CONTROL PANEL																	
DOMESTIC WATER PRESS (PIC-01)	60	65	70	65	64	66	65	66	65	65	63	64	64	65	65	67	68	67
456-FIY-010-001 WATER FLOW METER																	
RAW WATER GALLONS		RESET MONDAY [A]		60037.83		59010.53											
DOMESTIC WATER GALLONS		RESET MONDAY [A]		78836.87		76495.60											
456-FM-045-001 SEWAGE FLOW METER																	
SEWAGE FLOW GALLONS		[B]	23,000	37500 (2)		37200 (1)		45400 (1)		43400 (1)		53300 (1)		50800 (1) ~~50000~~	1-2414	88600 (1)		162,00 (1)
HACH TEST KIT																	
COLORIMETER FREE CL2 (PPM)	0.7	[C]	1.2	1.32 (2)		1.1 (1)		1.18		1.1		1.03		1.1		.78		1.34 (2)

NOTES: [A] - RESET METER AFTER TAKING THE READING ON MONDAY SECOND SHIFT

[B] - REQUIRED FOR COMPLIANCE WITH NMED DISCHARGE PERMIT DP-831 -- IF MAX LIMIT OF 23,000 GPD IS EXCEEDED CONTACT FSM

[C] - ADJUST CHLORINE LEVELS BY EITHER ADDING WATER (CHLORINE ABOVE 1.2) OR ADDING CHLORINE (CHLORINE BELOW .7) TO MAINTAIN SPECIFICATIONS

COMMENTS: (1) FSM INFORMED

(2) ADDING WATER TO TANK AS SPACE ALLOWS

APPROVED FOR USE/DATE: Original Signatures on File

EA04AD3008-11-0
Rev. 2

COPY

Facility Site Operations and Infrastructure Domestic / Fire Water Round Sheet

RCRA /TSR

Master

Date: 01/2014 – 01/26/14

Location:		DAY		SUN	MON		TUES		WED		THURS		FRI		SAT		SUN	
		SHIFT		2	1	2	1	2	1	2	1	2	1	2	1	2	1	2
456, PUMPHOUSE BUILDING		REVIEWER			Original Signatures on File													
		FOT		C/O														
ITEM	MIN	NORM	MAX															
DOMESTIC WATER STORAGE TANKS																		
01A SOUTH WATER STG TNK LVL LI-01 (456-LT-006-001) [SR 4.1.1.9]	80%	[D]		93	93	100	100	100	100	100	100	100	100	100	100	100	100	100
01A VISUAL INSPECTION [A]		SAT[B][C]		✓	✓	✓	✓	✓	✓	✓	✓	✓	✓	✓	✓	✓	✓	✓
01B NORTH WATER STG TNK LVL LI-02 (456-LT-006-002)	60%			93	92	100	98	96	96	92	89	85	80	77	74	100	100	100
01B VISUAL INSPECTION [A]		SAT[B][C]		✓	✓	✓	✓	✓	✓	✓	✓	✓	✓	✓	✓	✓	✓	✓
TIME OF INSPECTION					0853	2040	0810	2000	1058	2108	0851	2102	0907	2125	0800	2010	0800	2030

NOTES: [A] - IF NORMAL CONDITIONS EXIST, AND THE INSPECTION IS SATISFACTORY, ENTER A CHECK MARK; OTHERWISE NOTE EXISTING CONDITION.
[B] - INSPECT FOR LEAKS, VISIBLE CORROSION, INSULATION INTACT, ETC.
[C] - WHEN A NOTED CONDITION IS CORRECTED, ENTER THE DATE AND NATURE OF REPAIRS; OR OTHER REMEDIAL ACTION TAKEN THAT CORRECTED THE CONDITION.
[D] - LCO REQUIREMENT: LEVEL IN FIRE WATER TANK MUST BE ≥ 105,000 GALLONS (65%). IF NOT IMMEDIATELY NOTIFY FSM. COMPLETE THE SURVEILLANCE DATA SHEET FOR LCO 3.1.1, SURVEILLANCE REQUIREMENT 4.1.1.9, FORWARD THE COMPLETED SURVEILLANCE DATA SHEET TO THE FSM.

COMMENTS: (STATE AR NUMBER SUBMITTED TO CORRECT ABNORMAL CONDITION IF/WHEN KNOWN)

APPROVED FOR USE/DATE: Original Signatures on File

OPERATORS INITIALING THIS LOGSHEET SHALL COMPLETE THE FOLLOWING:

NAME (PRINT)	INITIALS	NAME (PRINT)	INITIALS	NAME (PRINT)	INITIALS
Original Signatures on File					

COPY

Facility Site Operations and Infrastructure Support Bldg Substation / UPS Round Sheet **RCRA** Date: 01/20/14 – 01/26/14

Location:		DAY		SUN	MON		TUES		WED		THURS		FRI		SAT		SUN	
		SHIFT		2	1	2	1	2	1	2	1	2	1	2	1	2	1	2
451, ELEC. EQUIP. RM. 116 CMR		REVIEWER			Original Signatures on File													
		FOT		C/O														
ITEM	**MIN**	**NORM**	**MAX**															
45P-SWG04/1 SUPPORT BUILDING SUBSTATION																		
NO ABNORMAL CONDITIONS [A]		SAT [B]		✓	✓	✓	✓	✓	✓	✓	✓	✓	✓	✓	✓	✓	✓	✓
TR-15/1 XFMR HIGH TEMP (`C)	RESET	MONDAY	170`	60	63													
45P-UPS03/2 SUPPORT BUILDING UPS																		
NORMAL OPERATION LOAD ON UPS		[B]		✓	✓	✓	✓	✓	✓	✓	✓	✓	✓	✓	✓	✓	✓	✓
AIR CONDITIONER NORMAL OPERATION		[B] [C]		✓	✓	✓	✓	✓	✓	✓	✓	✓	✓	✓	✓	✓	✓	✓
ALTERNATE SOURCE AVAILABLE		[D]		✓	✓	✓	✓	✓	✓	✓	✓	✓	✓	✓	✓	✓	✓	✓
TIME OF INSPECTION					0741	1914	0725	1915	0732	1936	0801	2032	0819	1950	0700	1922	0700	1949
EMERGENCY PHONE CHECK		[E]		✓		✓		✓	0732	✓		✓		✓		✓		✓

NOTES: [A] - THE PRESENCE OF LEAKS, UNUSUAL ODORS, OR NOISES CONSTITUTES AN ABNORMAL CONDITION.

[B] - IF NORMAL CONDITIONS EXIST, ENTER A CHECK MARK; OTHERWISE NOTE EXISTING CONDITION.

[C] - LOW HUMIDITY ALARM IS NOT AN ABNORMAL CONDITION.

[D] - 45P-MCC04/3 CB-23 IS CLOSED

[E] - VERIFY EMERGENCY PHONE LINE HAS A DIAL TONE. IF NOT, CONTACT THE FSM.

COMMENTS:

APPROVED FOR USE/DATE: Original Signatures on File

COPY

Facility Site Operations and Infrastructure RH Room D/P and HVAC Panel Round Sheet

Date: 01/20/14 – 01/26/14

Location:			DAY		SUN	MON		TUES		WED		THURS		FRI		SAT		SUN	
COMPUTER STATIONS			SHIFT		2	1	2	1	2	1	2	1	2	1	2	1	2	1	2
CMR, FSM DESK, LOCAL			REVIEWER			Original Signatures on File													
411, WHB MECH EQUIP RM 200 & 208			FOT		C/O														
ITEM		MIN	NORM	MAX															
RH ROOM DPs																			
OPERATING GALLERY	PDD-01 "wc				-.07	-.10		-.10		-.10		-.06		-.09		-.10		-.10	
MANIP. REPAIR RM.	PDD-21A "wc				-.14	-.15		-.15		-.16		-.11		-.14		-.14		-.15	
FILTER GALLERY	PDD-21B "wc				-.06	-.09		-.09		-.09		-.08		-.08		-.09		-.08	
CASK LOADING RM.	PDD-21C "wc				-.09	-.20		-.20		-.20		-.19		-.19		-.19		-.20	
CASK TRANSFER CELL	PDD-21D "wc				-.13	-.23		-.23		-.22		-.22		-.21		-.22		-.21	
WASTE HOIST OPER RM	PDD-21G "wc				.05	-.17		-.13		-.11		-.11		-.1		-.12		-.24	
SERVICE ROOM	PDD-21H "wc	-0.00		-0.15	-.15	-.15		-.14		-.14		-.14		-.14		-.15		-.15	
RH BAY	PDD-21F "wc	0.02		0.7	.03	.04		.05		.05		.03		.05		.05		.13	
HOT CELL	PDT-52 "wc	-0.04		-1.1	-.62	-.65		-.65		-.65		-.64		-.2		-.27		-.25	
HVAC CONTROL PANEL CHECKS																			
411-CP-051-10	(803/805 AHU/EXH FANS)		SAT [A]		✓	✓		✓		✓		✓		✓		✓		✓	
411-CP-051-11	(804/806 AHU/EXH FANS)		SAT [A]		✓	✓		✓		✓		✓		✓		✓		✓	
411-CP-051-12	(878 A/B EXH FANS)		SAT [A]		✓	✓		✓		✓		✓		✓		✓		✓	
411-CP-058-17	(807 AHU FAN)		SAT [A]		✓	✓		✓		✓		✓		✓		✓		✓	

NOTES: [A] - IF NORMAL CONDITIONS EXIST, ENTER A CHECK MARK; OTHERWISE NOTE EXISTING CONDITION.

COMMENTS:

APPROVED FOR USE/DATE: Original Signatures on File

COPY

Facility Site Operations and Infrastructure WHB CH Room D/P / HVAC / Air Dryer Round Sheet

Date: 01/20/14 — 01/26/14

Location:		DAY	SUN	MON		TUES		WED		THURS		FRI		SAT		SUN	
COMPUTER STATIONS		SHIFT	2	1	2	1	2	1	2	1	2	1	2	1	2	1	2
CMR, FSM DESK, LOCAL		REVIEWER								Original Signatures on File							
411, WHB MECH EQUIP RM 200 & 208		FOT	C/O														
ITEM	**MIN**	**NORM**	**MAX**														
WHB CH ROOM DPs																	
SHIELDED STORAGE RM PDD-026A "wc				-.1	-.11		-.10		-.10		-.07		-.10		-.11		-.09
CH AREA ROOM 103 PDD-026B "wc	-0.02			-.1	-.11		-.10		-.11		-.13		-.10		-.11		-.10
SITE GEN WASTE RM. PDD-026C "wc				-.02	-.02		-.02		-.03		-.06		-.02		-.03		-.04
EQUIP DECON RM. PDD-026D "wc				-.08	-.09		-.08		-.09		-.07		-.07		-.09		-.08
OVERPACK & REPAIR RM PDD-026E "wc	-0.04			-.11	-.12		-.11		-.12		-.11		-.11		-.12		-.12
CAGE LOADING ROOM PDD-006 "wc				.5	.27		.14		.12		.17		.17		.13		.5
AIRLOCK ROOM 107 PDD-007 "wc				-.08	-.08		-.07		-.08		-.08		-.05		-.08		-.07
HVAC CONTROL PANEL CHECKS																	
411-CP-052-15 (835/836 EXH FANS)		SAT [A]		✓	✓		✓		✓		✓		✓		✓		✓
411-CP-063-16 (861/863 AHUS)		SAT [A]		✓	✓		✓		✓		✓		✓		✓		✓
411-CP-052-14 (813/817 CH TRAIN)		SAT [A]		✓	✓		✓		✓		✓		✓		✓		✓
411-CP-052-13 (812/816 CH TRAIN)		SAT [A]		✓	✓		✓		✓		✓		✓		✓		✓
WASTE HANDLING BUILDING AIR DRYER																	
K-015 OUTLET (PSI)	95		135	1	1	1	1	1	1	1	1	1	1	1	1	1	1
K-015 AQUADEX INDICATOR		BLUE [A]		↓	↓	↓	↓	↓	↓	↓	↓	↓	↓	↓	↓	↓	↓
K-015 AUTO BLOWDOWNS /TEST		SAT [A]		↓		↓		↓		↓		↓		↓		↓	
K-015 DRYER MODE		AMLOC [A]		↓	1	↓	1	↓	1	↓	1	↓	↓	↓	↓	↓	↓

NOTES: [A] - IF NORMAL CONDITIONS EXIST, ENTER A CHECK MARK; OTHERWISE NOTE EXISTING CONDITION.

COMMENTS: 1 TESTING I/P

APPROVED FOR USE/DATE: Original Signatures on File

COPY

Facility Site Operations and Infrastructure Seismic / Substation #7 / Duct / Fans Round Sheet

Date: 1/27/14 - 2/2/14

Location: BLDG. 413A, AREA SUB #7, & 41-B-700 A & B & C		DAY	SUN	MON		TUES		WED		THURS		FRI		SAT		SUN	
		SHIFT	2	1	2	1	2	1	2	1	2	1	2	1	2	1	2
		REVIEWER															
		FOT	C/O														
ITEM	MIN	NORM	MAX														
(413A) SEISMIC PANEL 413A-SMP-004-001																	
413A-SMP-004-001 / POWER ON		ON [B]		✓		✓											
AREA SUBSTATION #7 AND TRANSFORMER																	
NO ABNORMAL CONDITIONS [A]		SAT [B]		✓	✓	✓	✓	✓	✓	✓	✓	✓	✓	✓	✓	✓	✓
XFMR LIQUID LEVEL	LOW	SAT [B]	HIGH	✓	✓												
XFMR PRESS (kPa)	-2.5		7.5	0	0												
XFMR WINDING HIGH TEMP (`C)	RESET MONDAY		105`	53	54												
XFMR LIQUID HIGH TEMP (`C)	RESET MONDAY		105`	53	54												
UVFS DUCTWORK (NEAR BYPASS DAMPERS)																	
UVFS CONDENSATE CONTAINER LEVEL		[B] [C]	80%	✓	✓	✓	✓	✓	✓	✓	✓	✓	✓	✓	✓	✓	✓
UVFS VENTILATION FAN OIL LEVELS																	
700A BRG OIL LEVELS	LOW	[B]	HIGH	✓	✓		✓		✓		✓		✓		✓		
700B BRG OIL LEVELS	LOW	[B]	HIGH	✓	✓		✓		✓		✓		✓		✓		
700C BRG OIL LEVELS	LOW	[B]	HIGH	✓	✓		✓		✓		✓		✓		✓		

Original Signatures on File

NOTES: [A] - THE PRESENCE OF LEAKS, UNUSUAL ODORS, OR NOISES CONSTITUTES AN ABNORMAL CONDITION.

[B] - IF NORMAL CONDITION EXISTS, ENTER A CHECK MARK; OTHERWISE NOTE EXISTING CONDITION.

[C] - WHEN CONTAINER IS 80% FULL, SUBMIT REQUEST FOR DISPOSAL (RFD)

COMMENTS:

APPROVED FOR USE/DATE: Original Signatures on File

COPY

Facility Site Operations and Infrastructure Ventilation Fans Round Sheet

DATE: 1/27/14 - 2/2/14

Location: 413, EXHAUST FILTER BLDG. UVFS FANS				SUN	MON		TUES		WED		THURS		FRI		SAT		SUN	
			DAY	SUN	MON		TUES		WED		THURS		FRI		SAT		SUN	
			SHIFT	2	1	2	1	2	1	2	1	2	1	2	1	2	1	2
			REVIEWER															
			FOT	C/O														
ITEM	MIN	NORM	MAX															
413-CP-056-01																		
CONTROL PANEL 860 FANS [A]		SAT [B]		1		1		1		1		1		1		1		1
413-CP-307-01B																		
CONTROL PANEL 700 FANS [A]		SAT [B]		2		2		2		2		2		2		2		2
413-CP-056-01C																		
860A U/G FILTRATION FAN (KSCFM)	[D]	[C] [D]	[D]	SEC	SEC	SEC	SEC	~~SEC~~ 50	50	55	57	55	55 (5)	55	1/5 (8)	1/8 (8)	1/5 (8)	1/5
413-CP-056-01D																		
860B U/G FILTRATION FAN (KSCFM)	[D]	[C] [D]	[D]	STBY	STBY	STBY	STBY	STBY	STBY	STBY	STBY	STBY	STBY	STBY	STBY	STBY	STBY	STBY
413-CP-056-01E																		
860C U/G FILTRATION FAN (KSCFM)	[D]	[C] [D]	[D]	SEC	SEC	81 (6)	57 (6)	50	50	60	60	60	55 (8)	55	1/5 (8)	1/5 (8)	1/5 (8)	1/5
413-CP-307-01J																		
700A U/G VENTILATION FAN (KSCFM)	[D]	[D]	[D]	0 (3)	TAG (3)	TAG (3)	TAG	TAG	TAG	TAG	TAG	TAG	TAG	TAG (3)	TAG (3)	TAG (3)	TAG (3)	TAG (3)
413-CP-307-01K																		
700B U/G VENTILATION FAN (KSCFM)	[D]	[D]	[D]	TAG (4)	TAG (4)	TAG (4)	TAG	TAG	TAG	TAG	TAG	TAG	TAG	TAG (4)	TAG (4)	TAG (4)	TAG (4)	TAG (4)
413-CP-307-01H																		
700C U/G VENTILATION FAN (KSCFM)	[D]	[D]	[D]	207 (5)	212 (6)	255 (5)	0 (3)	0 (3)	0 (6)	0 (6)	0 (3)	0 (4)	245 (5)	0 (5)	235 (5)	0 (5)	245 (5)	0 (5)

NOTES: [A] - CHECK THAT THE AUDIBLE ALARM SOUNDS AND THE ALARM LIGHTS ILLUMINATE. [B] - IF NORMAL CONDITIONS EXIST, ENTER A CHECK MARK; OTHERWISE NOTE EXISTING CONDITION. [C] - FLOW READINGS TAKEN AT STA. B), (NOTE: EFB HVAC FLOW INCLUDED IN STA. B READING). [D] - VENTILATION MODES (chart below)

NORMAL MODE (flow per fan l/S) -	MIN = 202	NORM = 212	MAX = 223	* MBP MODE w/ 1-860/1-700 FANS (combined flow of all fans l/S) - MIN = 200	MAX = 275
ALTERNATE MODE (flow per fan l/S) -	MIN = 247	NORM = 260	MAX = 273	MBP MODE w/ 1-860/2-700 FANS (combined flow of all fans l/S) - MIN = 395	MAX = 425
MINIMUM MODE (flow per fan l/S) -	MIN = 57	NORM = 60	MAX = 63	MBP MODE w/ 2-860/1-700 FANS (combined flow of all fans l/S) - MIN = 200	MAX = 275
REDUCED MODE (flow per fan l/S) -	MIN = 57	NORM = 60	MAX = 63	MBP MODE w/ 2-860/2-700 FANS (combined flow of all fans l/S) - MIN = 395	MAX = 425
FILTRATION MODE (flow per fan l/S) -	MIN = 57	NORM = 60	MAX = 63		

COMMENTS: (1) Alarm OOS (AR#1307583) (3) Flow OOS (AR#1113257) (5) Flow OOS (AR#1113256) (6) Adjusted flow to 57K
(2) Alarm OOS (AR#1307584) (4) Flow OOS (AR#1113255)
(8) No Individual flow on 860 Fans (7) OUT OF SPEC PER NOTE *

APPROVED FOR USE/DATE: Original Signatures on File

Original Signatures on File

COPY

Facility Site Operations and Infrastructure Bldg 458 / 456 Round Sheet

Date: 1/27/14-2/2/14

Location:	DAY	SUN	MON		TUES		WED		THURS		FRI		SAT		SUN	
458, GUARD & SECURITY BUILDING	SHIFT	2	1	2	1	2	1	2	1	2	1	2	1	2	1	2
456, PUMPHOUSE BUILDING	REVIEWER															
	FOT	C/O														

Original Signatures on File

ITEM	MIN	NORM	MAX	SUN	MON		TUES		WED		THURS		FRI		SAT		SUN	
458, GUARD & SECURITY BUILDING																		
412 ODOR ABS MOD FILTER (PDI-07)			0.5	STBY	STBY													
412 ODOR ABS CHAR FILTER (PDI-08)			0.5															
412 ODOR ABS MOD FILTER (PDI-09)			0.5															
403 AHU LOW FILTER (PDI-03)			0.5															
403 AHU MOD FILTER (PDI-04)			0.5															
456-CP-010-01 CONTROL PANEL																		
DOMESTIC WATER PRESS (PIC-01)	60	65	70	67	66	65	65	66	65	66	65	66	66	66	69	69		
456-FIY-010-001 WATER FLOW METER																		
RAW WATER GALLONS	RESET MONDAY [A]			59010.53	47904													
DOMESTIC WATER GALLONS	RESET MONDAY [A]			76495.60	103775													
456-FM-045-001 SEWAGE FLOW METER																		
SEWAGE FLOW GALLONS		[B]	23,000	26200 (1)	52700 (1)		54700 (1)		53300 (1)		37100		37200 (1)		62900 (1)		3030	
HACH TEST KIT																		
COLORIMETER FREE CL2 (PPM)	0.7	[C]	1.2	1.34 (2)		1.36 (2)		1.33 (2)		1.3 (2)		1.28 (2)		1.14		1.09		1.11

NOTES: [A] - RESET METER AFTER TAKING THE READING ON MONDAY SECOND SHIFT

[B] - REQUIRED FOR COMPLIANCE WITH NMED DISCHARGE PERMIT DP-831 -- IF MAX LIMIT OF 23,000 GPD IS EXCEEDED CONTACT FSM

[C] - ADJUST CHLORINE LEVELS BY EITHER ADDING WATER (CHLORINE ABOVE 1.2) OR ADDING CHLORINE (CHLORINE BELOW .7) TO MAINTAIN SPECIFICATIONS

COMMENTS: (1) FSM notify

(2) Adding water to tank as space allows

APPROVED FOR USE/DATE: Original Signatures on File

COPY

Facility Site Operations and Infrastructure Domestic / Fire Water Round Sheet

RCRA /TSR

Master

Date: 1/27/14-2/2/14

Location:	DAY	SUN	MON		TUES		WED		THURS		FRI		SAT		SUN	
	SHIFT	2	1	2	1	2	1	2	1	2	1	2	1	2	1	2
456, PUMPHOUSE BUILDING	REVIEWER		Original Signatures on File													
	FOT	C/O														

ITEM	MIN	NORM	MAX	SUN	MON		TUES		WED		THURS		FRI		SAT		SUN	
DOMESTIC WATER STORAGE TANKS																		
01A SOUTH WATER STG TNK LVL LI-01 (456-LT-006-001) [SR 4.1.1.9]	80%	[D]		100	100	100	100	100	100	100	100	96	95	95	95	95	94	95
01A VISUAL INSPECTION [A]		SAT[B][C]		✓	✓	✓	✓	✓	✓	✓	✓	✓	✓	✓	✓	✓	✓	✓
01B NORTH WATER STG TNK LVL LI-02 (456-LT-006-002)	60%			100	100	96	91	88	82	79	78	78	78	89	88	88	86	82
01B VISUAL INSPECTION [A]		SAT[B][C]		✓	✓	✓	✓	✓	✓	✓	✓	✓	✓	✓	✓	✓	✓	✓
TIME OF INSPECTION					0800	2029	0931	2030	0830	1920	0800	1900	0836	2100	0735	2020	0840	2045

NOTES: [A] - IF NORMAL CONDITIONS EXIST, AND THE INSPECTION IS SATISFACTORY, ENTER A CHECK MARK; OTHERWISE NOTE EXISTING CONDITION.
[B] - INSPECT FOR LEAKS, VISIBLE CORROSION, INSULATION INTACT, ETC.
[C] - WHEN A NOTED CONDITION IS CORRECTED, ENTER THE DATE AND NATURE OF REPAIRS; OR OTHER REMEDIAL ACTION TAKEN THAT CORRECTED THE CONDITION.
[D] - LCO REQUIREMENT: LEVEL IN FIRE WATER TANK MUST BE ≥ 105,000 GALLONS (65%). IF NOT IMMEDIATELY NOTIFY FSM. COMPLETE THE SURVEILLANCE DATA SHEET FOR LCO 3.1.1, SURVEILLANCE REQUIREMENT 4.1.1.9, FORWARD THE COMPLETED SURVEILLANCE DATA SHEET TO THE FSM.

COMMENTS: (STATE AR NUMBER SUBMITTED TO CORRECT ABNORMAL CONDITION IF/WHEN KNOWN)

APPROVED FOR USE/DATE: Original Signatures on File

OPERATORS INITIALING THIS LOGSHEET SHALL COMPLETE THE FOLLOWING:

NAME (PRINT)	INITIALS	NAME (PRINT)	INITIALS	NAME (PRINT)	INITIALS
		Original Signatures on File			

COPY

Facility Site Operations and Infrastructure Support Bldg Substation / UPS Round Sheet **RCRA** Date: 1/27/14 - 2/2/14

Location:				DAY	SUN	MON		TUES		WED		THURS		FRI		SAT		SUN	
				SHIFT	2	1	2	1	2	1	2	1	2	1	2	1	2	1	2
451, ELEC. EQUIP. RM. 116 CMR				REVIEWER		Original Signatures on File													
				FOT	C/O														
ITEM	MIN	NORM	MAX																
45P-SWG04/1 SUPPORT BUILDING SUBSTATION																			
NO ABNORMAL CONDITIONS [A]		SAT [B]			✓	✓	✓	✓	✓	✓	✓	✓	✓	✓	✓	✓	✓	✓	✓
TR-15/1 XFMR HIGH TEMP (`C)	RESET	MONDAY	170`		63	64													
45P-UPS03/2 SUPPORT BUILDING UPS																			
NORMAL OPERATION LOAD ON UPS		[B]			✓	✓	✓	✓	✓	✓	✓	✓	✓	✓	✓	✓	✓	✓	✓
AIR CONDITIONER NORMAL OPERATION		[B] [C]			✓	✓	✓	✓	✓	✓	✓	✓	✓	✓	✓	✓	✓	✓	✓
ALTERNATE SOURCE AVAILABLE		[D]			✓	✓	✓	✓	✓	✓	✓	✓	✓	✓	✓	✓	✓	✓	✓
TIME OF INSPECTION						0715	2000	0810	1950	0800	1947	0800	1900	0745	1935	0034	2000	0810	2021
EMERGENCY PHONE CHECK		[E]			✓		✓		✓		✓		✓		✓		✓		✓

NOTES: [A] - THE PRESENCE OF LEAKS, UNUSUAL ODORS, OR NOISES CONSTITUTES AN ABNORMAL CONDITION.

[B] - IF NORMAL CONDITIONS EXIST, ENTER A CHECK MARK; OTHERWISE NOTE EXISTING CONDITION.

[C] - LOW HUMIDITY ALARM IS NOT AN ABNORMAL CONDITION.

[D] - 45P-MCC04/3 CB-23 IS CLOSED

[E] - VERIFY EMERGENCY PHONE LINE HAS A DIAL TONE. IF NOT, CONTACT THE FSM.

COMMENTS:

APPROVED FOR USE/DATE: Original Signatures on File

COPY

Facility Site Operations and Infrastructure RH Room D/P and HVAC Panel Round Sheet

Date: 1/27/14-2/2/14

Location:			DAY		SUN	MON		TUES		WED		THURS		FRI		SAT		SUN	
COMPUTER STATIONS			SHIFT		2	1	2	1	2	1	2	1	2	1	2	1	2	1	2
CMR, FSM DESK, LOCAL			REVIEWER			Original Signatures on File													
411, WHB MECH EQUIP RM 200 & 208			FOT		C/O														
ITEM		MIN	NORM	MAX															
RH ROOM DPs																			
OPERATING GALLERY	PDD-01 "wc				-.10	-.10		-.06		-.10		-.10		-.10		-.10		-.10	
MANIP. REPAIR RM.	PDD-21A "wc				-.15	-.15		-.16		-.16		-.15		-.14		-.14		-.02	
FILTER GALLERY	PDD-21B "wc				-.08	-.09		-.05		-.09		-.09		-.09		-.09		-.01	
CASK LOADING RM.	PDD-21C "wc				-.20	-.19		-.08		-.22		-.19		-.19		-.20		-.03	
CASK TRANSFER CELL	PDD-21D "wc				-.21	-.22		-.12		-.22		-.22		-.22		-.21		-.03	
WASTE HOIST OPER RM	PDD-21G "wc				-.24	.00		.05		-.09		-.24		-.24		-.24		-.22	
SERVICE ROOM	PDD-21H "wc	-0.00		-0.15	-.15	-.15		-.15		-.15		-.15		-.14		-.14		-.02	
RH BAY	PDD-21F "wc	0.02		0.7	.13	.05		.15		.04		.01		-.03		.11		.15	
HOT CELL	PDT-52 "wc	-0.04		-1.1	-.25	-.64		-.65		-.66		-.65		-.64		-.65		-.65	
HVAC CONTROL PANEL CHECKS																			
411-CP-051-10	(803/805 AHU/EXH FANS)		SAT [A]		✓	✓		✓		✓		✓		✓		✓		✓	
411-CP-051-11	(804/806 AHU/EXH FANS)		SAT [A]		✓	✓		✓		✓		✓		✓		✓		✓	
411-CP-051-12	(878 A/B EXH FANS)		SAT [A]		✓	✓		✓		✓		✓		✓		✓		✓	
411-CP-058-17	(807 AHU FAN)		SAT [A]		✓	✓		✓		✓		✓		✓		✓		✓	

NOTES: [A] - IF NORMAL CONDITIONS EXIST, ENTER A CHECK MARK; OTHERWISE NOTE EXISTING CONDITION.

COMMENTS:

APPROVED FOR USE/DATE: Original Signatures on File

COPY

Facility Site Operations and Infrastructure WHB CH Room D/P / HVAC / Air Dryer Round Sheet

Date: 1/27/14-2/2/14

Location:		DAY	SUN	MON		TUES		WED		THURS		FRI		SAT		SUN	
COMPUTER STATIONS		SHIFT	2	1	2	1	2	1	2	1	2	1	2	1	2	1	2
CMR, FSM DESK, LOCAL		REVIEWER		Original Signatures on File													
411, WHB MECH EQUIP RM 200 & 208		FOT	C/O														
ITEM	MIN	NORM	MAX														
WHB CH ROOM DPs																	
SHIELDED STORAGE RM PDD-026A "wc				-.09	-.10		-.11		-.11		-.10		-.13		-.09		-.11
CH AREA ROOM 103 PDD-026B "wc	-0.02			-.10	-.09		-.11		-.11		-.09		-.13		-.08		-.09
SITE GEN WASTE RM. PDD-026C "wc				-.04	-.02		-.02		-.01		-.02		-.03		-.02		-.01
EQUIP DECON RM. . PDD-026D "wc				-.08	-.06		-.08		-.09		-.08		-.09		-.08		-.09
OVERPACK & REPAIR RM PDD-026E "wc	-0.04			-.12	-.08		-.1		-.1		-.10		-.12		-.11		-.10
CAGE LOADING ROOM PDD-006 "wc				.5	0		-.04		-.03		.20		.50		.50		.27
AIRLOCK ROOM 107 PDD-007 "wc				-.07	-.07		-.07		-.08		-.04		-.07		-.06		-.08
HVAC CONTROL PANEL CHECKS																	
411-CP-052-15 (835/836 EXH FANS)		SAT [A]		✓	✓		✓		✓		✓		✓		✓		✓
411-CP-063-16 (861/863 AHUS)		SAT [A]		✓	✓		✓		✓		✓		✓		✓		✓
411-CP-052-14 (813/817 CH TRAIN)		SAT [A]		✓	✓		✓		✓		✓		✓		✓		✓
411-CP-052-13 (812/816 CH TRAIN)		SAT [A]		✓	✓		✓		✓		✓		✓		✓		✓
WASTE HANDLING BUILDING AIR DRYER																	
K-015 OUTLET (PSI)	95		135	(1)	(1)	(1)	(1)	(1)	(1)	(1)	(1)	(1)	(1)	(1)	(1)	(1)	(1)
K-015 AQUADEX INDICATOR		BLUE [A]		↓	↓	↓	↓	↓	↓	↓	↓	↓	↓	↓	↓	↓	↓
K-015 AUTO BLOWDOWNS /TEST		SAT [A]		↓		↓		↓		↓		↓		↓		↓	
K-015 DRYER MODE		AMLOC [A]		↓	(1)	↓	↓	↓	(1)	↓	↓	↓	(1)	↓	(1)	↓	↓

NOTES: [A] - IF NORMAL CONDITIONS EXIST, ENTER A CHECK MARK; OTHERWISE NOTE EXISTING CONDITION.

COMMENTS: (1) Testing 1/P

APPROVED FOR USE/DATE: Original Signatures on File

COPY

Facility Site Operations and Infrastructure Seismic / Substation #7 / Duct / Fans Round Sheet

Date: 020314 – 020914

Location: BLDG. 413A, AREA SUB #7, & 41-B-700 A & B & C		DAY		SUN	MON		TUES		WED		THURS		FRI		SAT		SUN	
		SHIFT		2	1	2	1	2	1	2	1	2	1	2	1	2	1	2
		REVIEWER			Original Signatures on File													
		FOT		C/O														
ITEM	**MIN**	**NORM**	**MAX**															
(413A) SEISMIC PANEL 413A-SMP-004-001																		
413A-SMP-004-001 / POWER ON		ON [B]		✓		✓												
AREA SUBSTATION #7 AND TRANSFORMER																		
NO ABNORMAL CONDITIONS [A]		SAT [B]		✓	✓	✓	✓	✓	✓	✓	✓	✓	✓	✓	✓	✓	✓	✓
XFMR LIQUID LEVEL	LOW	SAT [B]	HIGH	✓	✓													
XFMR PRESS (kPa)	-2.5		7.5	0	-.5													
XFMR WINDING HIGH TEMP (`C)	RESET MONDAY		105`	54	52													
XFMR LIQUID HIGH TEMP (`C)	RESET MONDAY		105`	54	52													
UVFS DUCTWORK (NEAR BYPASS DAMPERS)																		
UVFS CONDENSATE CONTAINER LEVEL		[B] [C]	80%	✓	✓	✓	✓	✓	✓	✓	✓	✓	✓	✓	✓	✓	✓	✓
UVFS VENTILATION FAN OIL LEVELS																		
700A BRG OIL LEVELS	LOW	[B]	HIGH	✓	✓		✓		✓		✓		✓		✓		✓	
700B BRG OIL LEVELS	LOW	[B]	HIGH	✓	✓		✓		✓		✓		✓		✓		✓	
700C BRG OIL LEVELS	LOW	[B]	HIGH	✓	✓		✓		✓		✓		✓		✓		✓	

NOTES: [A] - THE PRESENCE OF LEAKS, UNUSUAL ODORS, OR NOISES CONSTITUTES AN ABNORMAL CONDITION.

[B] - IF NORMAL CONDITION EXISTS, ENTER A CHECK MARK; OTHERWISE NOTE EXISTING CONDITION.

[C] - WHEN CONTAINER IS 80% FULL, SUBMIT REQUEST FOR DISPOSAL (RFD)

COMMENTS:

APPROVED FOR USE/DATE: Original Signatures on File

COPY

Facility Site Operations and Infrastructure Ventilation Fans Round Sheet

DATE: 020314– 020914

Location:	DAY	SUN	MON		TUES		WED		THURS		FRI		SAT		SUN	
413, EXHAUST FILTER BLDG.	SHIFT	2	1	2	1	2	1	2	1	2	1	2	1	2	1	2
UVFS FANS	REVIEWER		Original Signatures on File													
	FOT	C/O														

ITEM	MIN	NORM	MAX														
413-CP-056-01																	
CONTROL PANEL 860 FANS [A]		SAT [B]		(1)		(1)		(1)		(1)		(1)		(1)		(1)	
413-CP-307-01B																	
CONTROL PANEL 700 FANS [A]		SAT [B]		(2)		(2)		(2)		(2)		(2)		(2)		(2)	
413-CP-056-01C																	
860A U/G FILTRATION FAN (KSCFM)	[D]	[C] [D]	[D]	I/S	59	(8)	59	I/S (8)	60	SEC	SEC	sec	sec	SEC	sec	SEC	SEC
413-CP-056-01D																	
860B U/G FILTRATION FAN (KSCFM)	[D]	[C] [D]	[D]	STBY	STBY	STBY	STBY	STBY	STBY	STBY	60	I/S (8)	60 (8)	(60) (9)	60 (9)	(60) (9)	60 (9)	(60) (9)
413-CP-056-01E																	
860C U/G FILTRATION FAN (KSCFM)	[D]	[C] [D]	[D]	I/S	59	(8)	59	I/S (8)	58	SEC	SEC	I/S (8)	62 (8)	(60) (9)	60 (9)	(60) (9)	(60) (9)	(60) (9)
413-CP-307-01J																	
700A U/G VENTILATION FAN (KSCFM)	[D]	[D]	[D]	TAG (3)	TAG (3)	Tag (3)	TAG (3)	Tag (3)	TAG (3)	TAG (3)	TAG (3)	TAG (3)	TAG (3)	TAG (3)	TAG (3)	TAG (3)	TAG (3)
413-CP-307-01K																	
700B U/G VENTILATION FAN (KSCFM)	[D]	[D]	[D]	TAG (4)	TAG (4)	Tag (4)	TAG (4)	Tag (4)	TAG (4)	TAG (4)	TAG (4)	TAG (4)	TAG (4)	TAG (4)	TAG (4)	TAG (4)	TAG (4)
413-CP-307-01H																	
700C U/G VENTILATION FAN (KSCFM)	[D]	[D]	[D]	0 (3)	0 (3)	0 (3)	0 (3)	239 (3)	0 (3)	SEC (3)	SEC (3)	240 (3)	0 (3)	0 (3)	0 (3)	0 (3)	0 (3)

NOTES: [A] - CHECK THAT THE AUDIBLE ALARM SOUNDS AND THE ALARM LIGHTS ILLUMINATE. [B] - IF NORMAL CONDITIONS EXIST, ENTER A CHECK MARK; OTHERWISE NOTE EXISTING CONDITION. [C] - FLOW READINGS TAKEN AT STA. B), (NOTE: EFB HVAC FLOW INCLUDED IN STA. B READING). [D] - VENTILATION MODES (chart below)

NORMAL MODE (flow per fan l/S) -	MIN = 202	NORM = 212	MAX = 223	MBP MODE w/ 1-860/1-700 FANS (combined flow of all fans l/S) -	MIN = 200 MAX = 275
ALTERNATE MODE (flow per fan l/S) -	MIN = 247	NORM = 260	MAX = 273	MBP MODE w/ 1-860/2-700 FANS (combined flow of all fans l/S) -	MIN = 395 MAX = 425
MINIMUM MODE (flow per fan l/S) -	MIN = 57	NORM = 60	MAX = 63	* MBP MODE w/ 2-860/1-700 FANS (combined flow of all fans l/S) -	MIN = 200 MAX = 275
REDUCED MODE (flow per fan l/S) -	MIN = 57	NORM = 60	MAX = 63	MBP MODE w/ 2-860/2-700 FANS (combined flow of all fans l/S) -	MIN = 395 MAX = 425
FILTRATION MODE (flow per fan l/S) -	MIN = 57	NORM = 60	MAX = 63		

COMMENTS: (1) Alarm OOS (Alt# 1307583) (3) Flow OOS (Alt# 1113257) (5) Flow OOS (Alt# 1113256) (6) Adjusted Flow TO 57 K
(2) Alarm OOS (Alt# 1307584) (4) Flow OOS (Alt# 1113255)
(8) No Individual Flow on 860 Fans
(9) * SEE NOTE FOR MBP

APPROVED FOR USE/DATE: Original Signatures on File

COPY

Facility Site Operations and Infrastructure Bldg 458 / 456 Round Sheet

Date: 0L0314- 020914

Location:	DAY	SUN	MON		TUES		WED		THURS		FRI		SAT		SUN	
458, GUARD & SECURITY BUILDING	SHIFT	2	1	2	1	2	1	2	1	2	1	2	1	2	1	2
456, PUMPHOUSE BUILDING	REVIEWER															
	FOT	C/O														

Original Signatures on File

ITEM	MIN	NORM	MAX														
458, GUARD & SECURITY BUILDING																	
412 ODOR ABS MOD FILTER (PDI-07)			0.5	STBY	STBY												
412 ODOR ABS CHAR FILTER (PDI-08)			0.5														
412 ODOR ABS MOD FILTER (PDI-09)			0.5														
403 AHU LOW FILTER (PDI-03)			0.5														
403 AHU MOD FILTER (PDI-04)			0.5														
456-CP-010-01 CONTROL PANEL																	
DOMESTIC WATER PRESS (PIC-01)	60	65	70	69	69	68	68	68	68	65	64	65	65	66	66	66	66
456-FIY-010-001 WATER FLOW METER																	
RAW WATER GALLONS		RESET MONDAY [A]		590101.53		210.23											
DOMESTIC WATER GALLONS		RESET MONDAY [A]		749560		110206											
456-FM-045-001 SEWAGE FLOW METER																	
SEWAGE FLOW GALLONS		[B]	23,000	3030		516200		652100		1526800		1649600		1895300		800100		1496400
HACH TEST KIT																	
COLORIMETER FREE CL2 (PPM)	0.7	[C]	1.2	1.11		1.09		.94		.95		.93		.92		.90		.90

NOTES: [A] - RESET METER AFTER TAKING THE READING ON MONDAY SECOND SHIFT

[B] - REQUIRED FOR COMPLIANCE WITH NMED DISCHARGE PERMIT DP-831 -- IF MAX LIMIT OF 23,000 GPD IS EXCEEDED CONTACT FSM

[C] - ADJUST CHLORINE LEVELS BY EITHER ADDING WATER (CHLORINE ABOVE 1.2) OR ADDING CHLORINE (CHLORINE BELOW .7) TO MAINTAIN SPECIFICATIONS

COMMENTS: ① FSM notified

APPROVED FOR USE/DATE: Original Signatures on File

COPY

Facility Site Operations and Infrastructure Domestic / Fire Water Round Sheet

RCRA /TSR

Date: 020314- 020914

Location:	DAY	SUN	MON		TUES		WED		THURS		FRI		SAT		SUN	
	SHIFT	2	1	2	1	2	1	2	1	2	1	2	1	2	1	2
456, PUMPHOUSE BUILDING	REVIEWER		Original Signatures on File													
	FOT	C/O														

ITEM	MIN	NORM	MAX	SUN	MON		TUES		WED		THURS		FRI		SAT		SUN	
DOMESTIC WATER STORAGE TANKS																		
01A SOUTH WATER STG TNK LVL LI-01 (456-LT-006-001) [SR 4.1.1.9]	80%	[D]		95	94	93	92	100	94	100	100	100	100	100	100	100	100	100
01A VISUAL INSPECTION [A]		SAT[B][C]		✓	✓	✓	✓	✓	✓	✓	✓	✓	✓	✓	✓	✓	✓	✓
01B NORTH WATER STG TNK LVL LI-02 (456-LT-006-002)	60%			82	76	71	70	100	100	86	82	82	78	76	75	75	75	75
01B VISUAL INSPECTION [A]		SAT[B][C]		✓	✓	✓	✓	✓	✓	✓	✓	✓	✓	✓	✓	✓	✓	✓
TIME OF INSPECTION					0800	2034	0917	2019	0845	0921	1000	2100	0811	2042	0811	2054	0803	2000

NOTES: [A] - IF NORMAL CONDITIONS EXIST, AND THE INSPECTION IS SATISFACTORY, ENTER A CHECK MARK; OTHERWISE NOTE EXISTING CONDITION.
[B] - INSPECT FOR LEAKS, VISIBLE CORROSION, INSULATION INTACT, ETC.
[C] - WHEN A NOTED CONDITION IS CORRECTED, ENTER THE DATE AND NATURE OF REPAIRS; OR OTHER REMEDIAL ACTION TAKEN THAT CORRECTED THE CONDITION.
[D] - LCO REQUIREMENT: LEVEL IN FIRE WATER TANK MUST BE ≥ 105,000 GALLONS (65%). IF NOT IMMEDIATELY NOTIFY FSM. COMPLETE THE SURVEILLANCE DATA SHEET FOR LCO 3.1.1, SURVEILLANCE REQUIREMENT 4.1.1.9, FORWARD THE COMPLETED SURVEILLANCE DATA SHEET TO THE FSM.

COMMENTS: (STATE AR NUMBER SUBMITTED TO CORRECT ABNORMAL CONDITION IF/WHEN KNOWN)

APPROVED FOR USE/DATE: Original Signatures on File

OPERATORS INITIALING THIS LOGSHEET SHALL COMPLETE THE FOLLOWING:

NAME (PRINT)	INITIALS	NAME (PRINT)	INITIALS	NAME (PRINT)	INITIALS
Original Signatures on File					

COPY

Facility Site Operations and Infrastructure Support Bldg Substation / UPS Round Sheet **RCRA** Date: 020314-020914

Location:		DAY		SUN	MON		TUES		WED		THURS		FRI		SAT		SUN	
		SHIFT		2	1	2	1	2	1	2	1	2	1	2	1	2	1	2
451, ELEC. EQUIP. RM. 116 CMR		REVIEWER			Original Signatures on File													
		FOT		C/O														
ITEM	MIN	NORM	MAX															
45P-SWG04/1 SUPPORT BUILDING SUBSTATION																		
NO ABNORMAL CONDITIONS [A]		SAT [B]		✓	✓	✓	✓	✓	✓	✓	✓	✓	✓	✓	✓	✓	✓	✓
TR-15/1 XFMR HIGH TEMP (`C)	RESET	MONDAY	170`	64	62													
45P-UPS03/2 SUPPORT BUILDING UPS																		
NORMAL OPERATION LOAD ON UPS		[B]		✓	✓	✓	✓	✓	✓	✓	✓	✓	✓	✓	✓	✓	✓	✓
AIR CONDITIONER NORMAL OPERATION		[B] [C]		✓	✓	✓	✓	✓	✓	✓	✓	✓	✓	✓	✓	✓	✓	✓
ALTERNATE SOURCE AVAILABLE		[D]		✓	✓	✓	✓	✓	✓	✓	✓	✓	✓	✓	✓	✓	✓	✓
TIME OF INSPECTION					0700	1905	0817	1923	0810	2255	0800	2030	0711	1936	0727	1942	0720	1915
EMERGENCY PHONE CHECK		[E]		✓		✓		✓		✓	2-6-14	~~2030~~		✓		✓		✓

NOTES: [A] - THE PRESENCE OF LEAKS, UNUSUAL ODORS, OR NOISES CONSTITUTES AN ABNORMAL CONDITION.

[B] - IF NORMAL CONDITIONS EXIST, ENTER A CHECK MARK; OTHERWISE NOTE EXISTING CONDITION.

[C] - LOW HUMIDITY ALARM IS NOT AN ABNORMAL CONDITION.

[D] - 45P-MCC04/3 CB-23 IS CLOSED

[E] - VERIFY EMERGENCY PHONE LINE HAS A DIAL TONE. IF NOT, CONTACT THE FSM.

COMMENTS:

APPROVED FOR USE/DATE: Original Signatures on File

COPY

Facility Site Operations and Infrastructure RH Room D/P and HVAC Panel Round Sheet

Date: 020314- 020514

Location:			DAY		SUN	MON		TUES		WED		THURS		FRI		SAT		SUN	
COMPUTER STATIONS			SHIFT		2	1	2	1	2	1	2	1	2	1	2	1	2	1	2
CMR, FSM DESK, LOCAL			REVIEWER			Original Signatures on File													
411, WHB MECH EQUIP RM 200 & 208			FOT		C/O														
ITEM		MIN	NORM	MAX															
RH ROOM DPs																			
OPERATING GALLERY	PDD-01 "wc				-.10	-.01		-.02		-.01		-.01		-.01		0		0	
MANIP. REPAIR RM.	PDD-21A "wc				-.02	-.03		-.03		-.03		-.03		-.03		-.03		-.03	
FILTER GALLERY	PDD-21B "wc				-.01	-.01		-.01		-.01		-.01		-.01		-.01		-.01	
CASK LOADING RM.	PDD-21C "wc				-.03	-.05		-.05		-.04		.01		-.02		-.05		-.07	
CASK TRANSFER CELL	PDD-21D "wc				-.03	-.04		-.04		-.03		.01		-.02		-.04		-.05	
WASTE HOIST OPER RM	PDD-21G "wc				-.22	-.25		-.24		-.19		-.06		-.01		-.24		-.24	
SERVICE ROOM	PDD-21H "wc	-0.00		-0.15	-.02	-.15		-.02		-.14		-.02		-.02		-.02		-.02	
RH BAY	PDD-21F "wc	0.02		0.7	.15	.13		.13		.17		.22		+.16		.14		.14	
HOT CELL	PDT-52 "wc	-0.04		-1.1	-.65	-.65		-.64		-.64		-.64		-.65		-.65		-.65	
HVAC CONTROL PANEL CHECKS																			
411-CP-051-10	(803/805 AHU/EXH FANS)		SAT [A]		—	✓		✓		✓		✓		✓		✓		✓	
411-CP-051-11	(804/806 AHU/EXH FANS)		SAT [A]		—	✓		✓		✓		✓		✓		✓		✓	
411-CP-051-12	(878 A/B EXH FANS)		SAT [A]		—	✓		✓		✓		✓		✓		✓		✓	
411-CP-058-17	(807 AHU FAN)		SAT [A]		—	✓		✓		✓		✓		✓		✓		✓	

NOTES: [A] - IF NORMAL CONDITIONS EXIST, ENTER A CHECK MARK; OTHERWISE NOTE EXISTING CONDITION.

COMMENTS:

APPROVED FOR USE/DATE: Original Signatures on File

COPY

Facility Site Operations and Infrastructure WHB CH Room D/P / HVAC / Air Dryer Round Sheet

Date: 020314- 020914

Location:		DAY		SUN	MON		TUES		WED		THURS		FRI		SAT		SUN	
COMPUTER STATIONS		SHIFT		2	1	2	1	2	1	2	1	2	1	2	1	2	1	2
CMR, FSM DESK, LOCAL		REVIEWER																
411, WHB MECH EQUIP RM 200 & 208		FOT		C/O														
ITEM	MIN	NORM	MAX															
WHB CH ROOM DPs																		
SHIELDED STORAGE RM PDD-026A "wc				-.11	-.12		-.12		-.13		-.05		-.06		-.10		-.11	
CH AREA ROOM 103 PDD-026B "wc	-0.02			-.09	-.11		-.1		-.10		-.06		-.06		-.11		-.11	
SITE GEN WASTE RM. PDD-026C "wc				-.01	-.02		-.03		-.04		-.02		-.01		-.02		-.03	
EQUIP DECON RM. PDD-026D "wc				-.09	-.09		-.09		-.10		-.05		-.05		-.09		-.09	
OVERPACK & REPAIR RM PDD-026E "wc	-0.04			-.10	-.11		-.11		-.11		-.06		-.06		-.11		-.11	
CAGE LOADING ROOM PDD-006 "wc				.27	.15		.2		.14		-.13		-.14		.35		.40	
AIRLOCK ROOM 107 PDD-007 "wc				-.08	-.08		-.06		-.07		-.03		-.02		-.07		-.06	
HVAC CONTROL PANEL CHECKS																		
411-CP-052-15 (835/836 EXH FANS)		SAT [A]		✓	✓		✓		✓		✓		✓		✓		✓	
411-CP-063-16 (861/863 AHUS)		SAT [A]		✓	✓		✓		✓		✓		✓		✓		✓	
411-CP-052-14 (813/817 CH TRAIN)		SAT [A]		✓	✓		✓		✓		✓		✓		✓		✓	
411-CP-052-13 (812/816 CH TRAIN)		SAT [A]		✓	✓		✓		✓		✓		✓		✓		✓	
WASTE HANDLING BUILDING AIR DRYER																		
K-015 OUTLET (PSI)	95		135	1	1	1	1	1	1	2	2	2 2-6-14 RP	1	1 2	2	2	2	2
K-015 AQUADEX INDICATOR		BLUE [A]		↓	↓	↓	↓	↓	↓	↓	↓	↓	↓	↓	↓	↓	↓	↓
K-015 AUTO BLOWDOWNS /TEST		SAT [A]																
K-015 DRYER MODE		AMLOC [A]		↓	↓	↓	↓	↓	1	↓	↓	↓	1 2	↓	2	↓	2	↓

Original Signatures on File

NOTES: [A] - IF NORMAL CONDITIONS EXIST, ENTER A CHECK MARK; OTHERWISE NOTE EXISTING CONDITION.

COMMENTS: (1) Testing I/P
(2) Didn't check due to smoke in the WHB / RESTRICTED ACCESS TO BLDG

APPROVED FOR USE/DATE: Original Signatures on File

COPY

Facility Site Operations and Infrastructure Seismic / Substation #7 / Duct / Fans Round Sheet

Date: 2/2014 - 2/16/14

Location: BLDG. 413A, AREA SUB #7, & 41-B-700 A & B & C		DAY		SUN	MON		TUES		WED		THURS		FRI		SAT		SUN	
		SHIFT		2	1	2	1	2	1	2	1	2	1	2	1	2	1	2
		REVIEWER			Original Signatures on File													
		FOT		C/O														
ITEM	MIN	NORM	MAX															
(413A) SEISMIC PANEL 413A-SMP-004-001																		
413A-SMP-004-001 / POWER ON		ON [B]		✓		✓												
AREA SUBSTATION #7 AND TRANSFORMER																		
NO ABNORMAL CONDITIONS [A]		SAT [B]		✓	✓	✓	✓	✓	✓	✓	✓	✓	✓	✓	✓	✓	✓	✓
XFMR LIQUID LEVEL	LOW	SAT [B]	HIGH	✓	✓													
XFMR PRESS (kPa)	-2.5		7.5	-.5	-.5													
XFMR WINDING HIGH TEMP (`C)	RESET MONDAY		105`	52	52													
XFMR LIQUID HIGH TEMP (`C)	RESET MONDAY		105`	52	54													
UVFS DUCTWORK (NEAR BYPASS DAMPERS)																		
UVFS CONDENSATE CONTAINER LEVEL		[B] [C]	80%	✓	✓	✓	✓	✓	✓	✓	✓	✓	✓	✓	✓	✓	✓	✓
UVFS VENTILATION FAN OIL LEVELS																		
700A BRG OIL LEVELS	LOW	[B]	HIGH	✓	✓		✓		✓		✓		✓		✓		✓	
700B BRG OIL LEVELS	LOW	[B]	HIGH	✓	✓		✓		✓		✓		✓		✓		✓	
700C BRG OIL LEVELS	LOW	[B]	HIGH	✓	✓		✓		✓		✓		✓		✓		✓	

NOTES: [A] - THE PRESENCE OF LEAKS, UNUSUAL ODORS, OR NOISES CONSTITUTES AN ABNORMAL CONDITION.

[B] - IF NORMAL CONDITION EXISTS, ENTER A CHECK MARK; OTHERWISE NOTE EXISTING CONDITION.

[C] - WHEN CONTAINER IS 80% FULL, SUBMIT REQUEST FOR DISPOSAL (RFD)

COMMENTS:

APPROVED FOR USE/DATE: Original Signatures on File

COPY

Facility Site Operations and Infrastructure Bldg 458 / 456 Round Sheet

Date: 2/10/14 - 2/16/14

Location:	DAY	SUN	MON		TUES		WED		THURS		FRI		SAT		SUN	
458, GUARD & SECURITY BUILDING	SHIFT	2	1	2	1	2	1	2	1	2	1	2	1	2	1	2
456, PUMPHOUSE BUILDING	REVIEWER		Original Signatures on File													
	FOT	C/O														

ITEM	MIN	NORM	MAX	SUN	MON		TUES		WED		THURS		FRI		SAT		SUN	
458, GUARD & SECURITY BUILDING																		
412 ODOR ABS MOD FILTER (PDI-07)			0.5	STBY	.02													
412 ODOR ABS CHAR FILTER (PDI-08)			0.5		0													
412 ODOR ABS MOD FILTER (PDI-09)			0.5		.04													
403 AHU LOW FILTER (PDI-03)			0.5		Stby													
403 AHU MOD FILTER (PDI-04)			0.5															
456-CP-010-01 CONTROL PANEL																		
DOMESTIC WATER PRESS (PIC-01)	60	65	70	66	64	65	64	68	63	65	65	65	65	65	65	65	65	66
456-FIY-010-001 WATER FLOW METER																		
RAW WATER GALLONS	RESET MONDAY [A]			21023		80650												
DOMESTIC WATER GALLONS	RESET MONDAY [A]			110806		126081												
456-FM-045-001 SEWAGE FLOW METER																		
SEWAGE FLOW GALLONS		[B]	23,000	1496600		2343700		3105,300		751600		770500		852300		1021		777400
HACH TEST KIT																		
COLORIMETER FREE CL2 (PPM)	0.7	[C]	1.2	.90		.8		1.67		1.62		1.60		1.56		1.58		1.57

NOTES: [A] - RESET METER AFTER TAKING THE READING ON MONDAY SECOND SHIFT

[B] - REQUIRED FOR COMPLIANCE WITH NMED DISCHARGE PERMIT DP-831 -- IF MAX LIMIT OF 23,000 GPD IS EXCEEDED CONTACT FSM

[C] - ADJUST CHLORINE LEVELS BY EITHER ADDING WATER (CHLORINE ABOVE 1.2) OR ADDING CHLORINE (CHLORINE BELOW .7) TO MAINTAIN SPECIFICATIONS

COMMENTS: 1) FSM notified

(2) Will add H_2O as level allows

APPROVED FOR USE/DATE: Original Signatures on File

Facility Site Operations and Infrastructure Ventilation Fans Round Sheet

DATE: 2/10/14 - 2/16/14

Location:	DAY	SUN	MON		TUES		WED		THURS		FRI		SAT		SUN	
413, EXHAUST FILTER BLDG.	SHIFT	2	1	2	1	2	1	2	1	2	1	2	1	2	1	2
UVFS FANS	REVIEWER		Original Signatures on File													
	FOT	C/O														

ITEM	MIN	NORM	MAX	SUN	MON		TUES		WED		THURS		FRI		SAT		SUN	
413-CP-056-01																		
CONTROL PANEL 860 FANS [A]		SAT [B]		(1)		(1)		(1)		(1)		(1)		(1)		(1)		(1)
413-CP-307-01B																		
CONTROL PANEL 700 FANS [A]		SAT [B]		(2)		(2)		(2)		(2)		(2)		(2)		(2)		(2)
413-CP-056-01C																		
860A U/G FILTRATION FAN (KSCFM)	[D]	[C] [D]	[D]	SEC	Sec	SEC	63	63	63	STBY	Stby	STBY	STBY	STBY	Sec	59	62	58
413-CP-056-01D																		
860B U/G FILTRATION FAN (KSCFM)	[D]	[C] [D]	[D]	(60)	12.0	112	SEC	Sec	Sec	SEC	Sec.	SEC	SEC	sec	SEC	SEV	sec	SEC
413-CP-056-01E																		
860C U/G FILTRATION FAN (KSCFM)	[D]	[C] [D]	[D]	60	12.0	112	SEC	Sec	Sec	SEC	Sec.	SEC	SEC	sec	Sec	SEV	sec	SEC
413-CP-307-01J																		
700A U/G VENTILATION FAN (KSCFM)	[D]	[D]	[D]	TAG	Tag	TAG	TAG	Tag	TAG	TAG	Tag	TAG	TAG	TAG	TAG	TAG	TAG	TAG
413-CP-307-01K																		
700B U/G VENTILATION FAN (KSCFM)	[D]	[D]	[D]	TAG	Tag	TAG	TAG	Tag	TAG	TAG	Tag	TAG	TAG	TAG	TAG	TAG	TAG	TAG
413-CP-307-01H																		
700C U/G VENTILATION FAN (KSCFM)	[D]	[D]	[D]	0	0	0	310	SEC	Sec	0	0	0	0	0	Sec	SEV	Sec	SEC

NOTES: [A] - CHECK THAT THE AUDIBLE ALARM SOUNDS AND THE ALARM LIGHTS ILLUMINATE. [B] - IF NORMAL CONDITIONS EXIST, ENTER A CHECK MARK; OTHERWISE NOTE EXISTING CONDITION. [C] - FLOW READINGS TAKEN AT STA. B), (NOTE: EFB HVAC FLOW INCLUDED IN STA. B READING). [D] - VENTILATION MODES (chart below)

NORMAL MODE (flow per fan l/S) -	MIN = 202	NORM = 212	MAX = 223	MBP MODE w/ 1-860/1-700 FANS (combined flow of all fans l/S) - MIN = 200	MAX = 275
ALTERNATE MODE (flow per fan l/S) -	MIN = 247	NORM = 260	MAX = 273	MBP MODE w/ 1-860/2-700 FANS (combined flow of all fans l/S) - MIN = 395	MAX = 425
MINIMUM MODE (flow per fan l/S) -	MIN = 57	NORM = 60	MAX = 63	* MBP MODE w/ 2-860/1-700 FANS (combined flow of all fans l/S) - MIN = 200	MAX = 275
REDUCED MODE (flow per fan l/S) -	MIN = 57	NORM = 60	MAX = 63	MBP MODE w/ 2-860/2-700 FANS (combined flow of all fans l/S) - MIN = 395	MAX = 425
FILTRATION MODE (flow per fan l/S) -	MIN = 57	NORM = 60	MAX = 63		

COMMENTS: 1) Alarm OOS AR 1307583 3) Flow AR 1113257 5) Flow AR 1113256 7) Total Flow 2 860's at Sta B
2) Alarm OOS AR 1307584 4) Flow AR 1113255 6) * SEE Note for MBP

APPROVED FOR USE/DATE: Original Signatures on File

COPY

Facility Site Operations and Infrastructure Support Bldg Substation / UPS Round Sheet **RCRA** Date: 2/10/14 - 2/16/14

Location: 451, ELEC. EQUIP. RM. 116 CMR		DAY		SUN	MON		TUES		WED		THURS		FRI		SAT		SUN	
		SHIFT		2	1	2	1	2	1	2	1	2	1	2	1	2	1	2
		REVIEWER			Original Signatures on File													
		FOT		C/O														
ITEM	**MIN**	**NORM**	**MAX**															
45P-SWG04/1 SUPPORT BUILDING SUBSTATION																		
NO ABNORMAL CONDITIONS [A]		SAT [B]		✓	✓	✓	✓	✓	✓	✓	✓	✓	✓	✓	✓	✓	✓	✓
TR-15/1 XFMR HIGH TEMP (`C)	RESET	MONDAY	170`	62	62													
45P-UPS03/2 SUPPORT BUILDING UPS																		
NORMAL OPERATION LOAD ON UPS		[B]		✓	✓	✓	✓	✓	✓	✓	✓	✓	✓	✓	✓	✓	✓	✓
AIR CONDITIONER NORMAL OPERATION		[B] [C]		✓	✓	✓	✓	✓	✓	✓	✓	✓	✓	✓	✓	✓	✓	✓
ALTERNATE SOURCE AVAILABLE		[D]		✓	✓	✓	✓	✓	✓	✓	✓	✓	✓	✓	✓	✓	✓	✓
TIME OF INSPECTION					0757	2037	0827	1907	0820	1921	0750	1928	0715	2040	0805	1951	0847	1900
EMERGENCY PHONE CHECK		[E]		✓		✓		✓		✓		✓		✓		✓		✓

NOTES: [A] - THE PRESENCE OF LEAKS, UNUSUAL ODORS, OR NOISES CONSTITUTES AN ABNORMAL CONDITION.

[B] - IF NORMAL CONDITIONS EXIST, ENTER A CHECK MARK; OTHERWISE NOTE EXISTING CONDITION.

[C] - LOW HUMIDITY ALARM IS NOT AN ABNORMAL CONDITION.

[D] - 45P-MCC04/3 CB-23 IS CLOSED

[E] - VERIFY EMERGENCY PHONE LINE HAS A DIAL TONE. IF NOT, CONTACT THE FSM.

COMMENTS:

APPROVED FOR USE/DATE: Original Signatures on File

COPY

Facility Site Operations and Infrastructure Domestic / Fire Water Round Sheet

RCRA /TSR

Date: 2/10/14 - 2/16/14

Location:		DAY		SUN	MON		TUES		WED		THURS		FRI		SAT		SUN	
		SHIFT		2	1	2	1	2	1	2	1	2	1	2	1	2	1	2
456, PUMPHOUSE BUILDING		REVIEWER			Original Signatures on File													
		FOT		C/O														
ITEM	MIN	NORM	MAX															
DOMESTIC WATER STORAGE TANKS																		
01A SOUTH WATER STG TNK LVL LI-01 (456-LT-006-001) [SR 4.1.1.9]	80%	[D]		100	100	99	98	98	98	~~87~~ 97	96	96	94	96	96	96	96	96
01A VISUAL INSPECTION [A]		SAT[B][C]		✓	✓	✓	✓	✓	✓	✓ 2/12/14	✓	✓	✓	✓	✓	✓	✓	✓
01B NORTH WATER STG TNK LVL LI-02 (456-LT-006-002)	60%			75	75	70	66	100	98	~~86~~ 96	96	94	94	92	94	94	94	94
01B VISUAL INSPECTION [A]		SAT[B][C]		✓	✓	✓	✓	✓	✓	✓ 2/12/14	✓	✓	✓	✓	✓	✓	✓	✓
TIME OF INSPECTION					0902	2112	1017	2034	0920	1950	0838	1959	0800	2117	0830	2050	0845	2130

NOTES: [A] - IF NORMAL CONDITIONS EXIST, AND THE INSPECTION IS SATISFACTORY, ENTER A CHECK MARK; OTHERWISE NOTE EXISTING CONDITION.
[B] - INSPECT FOR LEAKS, VISIBLE CORROSION, INSULATION INTACT, ETC.
[C] - WHEN A NOTED CONDITION IS CORRECTED, ENTER THE DATE AND NATURE OF REPAIRS; OR OTHER REMEDIAL ACTION TAKEN THAT CORRECTED THE CONDITION.
[D] - LCO REQUIREMENT: LEVEL IN FIRE WATER TANK MUST BE ≥ 105,000 GALLONS (65%). IF NOT IMMEDIATELY NOTIFY FSM. COMPLETE THE SURVEILLANCE DATA SHEET FOR LCO 3.1.1, SURVEILLANCE REQUIREMENT 4.1.1.9, FORWARD THE COMPLETED SURVEILLANCE DATA SHEET TO THE FSM.

COMMENTS: (STATE AR NUMBER SUBMITTED TO CORRECT ABNORMAL CONDITION IF/WHEN KNOWN)

APPROVED FOR USE/DATE: Original Signatures on File

OPERATORS INITIALING THIS LOGSHEET SHALL COMPLETE THE FOLLOWING:

NAME (PRINT)	INITIALS	NAME (PRINT)	INITIALS	NAME (PRINT)	INITIALS
		Original Signatures on File			

Facility Site Operations and Infrastructure RH Room D/P and HVAC Panel Round Sheet

Date: 2/1/14 - 2/14/14

Location:			DAY		SUN	MON		TUES		WED		THURS		FRI		SAT		SUN	
COMPUTER STATIONS			SHIFT		2	1	2	1	2	1	2	1	2	1	2	1	2	1	2
CMR, FSM DESK, LOCAL			REVIEWER			Original Signatures on File													
411, WHB MECH EQUIP RM 200 & 208			FOT		C/O														
ITEM		MIN	NORM	MAX															
RH ROOM DPs																			
OPERATING GALLERY	PDD-01 "wc				0	0		0		0		0		0		Ø		0	
MANIP. REPAIR RM.	PDD-21A "wc				-.03	-.03		.02		0		0		0		Ø		0	
FILTER GALLERY	PDD-21B "wc				-.01	-.01		-.01		-.01		-.01		-.01		-.01		-.01	
CASK LOADING RM.	PDD-21C "wc				-.07	-.01		.04		-.02		-.01		-.01		Ø		0	
CASK TRANSFER CELL	PDD-21D "wc				-.05	-.03		.01		.01		-.01		-.01		-.04		0	
WASTE HOIST OPER RM	PDD-21G "wc				-.24	-.21		.02		0		-.21		-.22		-.15		-.18	
SERVICE ROOM	PDD-21H "wc	-0.00		-0.15	-.02	-.02		-.01		-.01		-.01		-.01		-.02		-.01	
RH BAY	PDD-21F "wc	0.02		0.7	.14	.13		.11		.12		.24		.22		.30		.30	
HOT CELL	PDT-52 "wc	-0.04		-1.1	-.65	-.64		-.65		-.65		-.64		-.65		-.65		-.65	
HVAC CONTROL PANEL CHECKS																			
411-CP-051-10	(803/805 AHU/EXH FANS)		SAT [A]		✓	(2)		(2)		(2)		(2)		(2)		(2)		(2)	
411-CP-051-11	(804/806 AHU/EXH FANS)		SAT [A]		✓	↓		↓		↓		↓		↓		↓		↓	
411-CP-051-12	(878 A/B EXH FANS)		SAT [A]		✓	↓		↓		↓		↓		↓		↓		↓	
411-CP-058-17	(807 AHU FAN)		SAT [A]		✓	↓		↓		↓		↓		↓		↓		↓	

NOTES: [A] - IF NORMAL CONDITIONS EXIST, ENTER A CHECK MARK; OTHERWISE NOTE EXISTING CONDITION.

COMMENTS: (2) Didnt check due to ~~smoke in build.~~ RM 2/12/14 Limited access

APPROVED FOR USE/DATE: Original Signatures on File

COPY

Facility Site Operations and Infrastructure WHB CH Room D/P / HVAC / Air Dryer Round Sheet

Date: 21014 - 21614

Location:		DAY	SUN	MON		TUES		WED		THURS		FRI		SAT		SUN	
COMPUTER STATIONS		SHIFT	2	1	2	1	2	1	2	1	2	1	2	1	2	1	2
CMR, FSM DESK, LOCAL		REVIEWER								Original Signatures on File							
411, WHB MECH EQUIP RM 200 & 208		FOT	C/O														
ITEM	MIN	NORM	MAX														
WHB CH ROOM DPs																	
SHIELDED STORAGE RM PDD-026A "wc				-.11	-.11		-.04		-.04		-.11		-.11		-.11		-.09
CH AREA ROOM 103 PDD-026B "wc	-0.02			-.11	-.11		-.03		-.03		-.11		-.11		-.09		-.09
SITE GEN WASTE RM. PDD-026C "wc				-.03	-.04		-.03		-.02		-.02		-.02		-.02		-.03
EQUIP DECON RM. PDD-026D "wc				-.09	-.09		-.06		-.05		-.08		-.09		-.09		-.08
OVERPACK & REPAIR RM PDD-026E "wc	-0.04			-.11	-.12		-.04		-.04		-.11		-.11		-.09		-.08
CAGE LOADING ROOM PDD-006 "wc				.40	.25		-.14		-.10		.10		.15		-.01		-.02
AIRLOCK ROOM 107 PDD-007 "wc				-.04	-.07		-.04		-.03		-.06		-.06		-.06		-.02
HVAC CONTROL PANEL CHECKS																	
411-CP-052-15 (835/836 EXH FANS)		SAT [A]		✓	②		②		②		②		②		②		②
411-CP-063-16 (861/863 AHUS)		SAT [A]		✓	↓		↓		↓		↓		↓		↓		↓
411-CP-052-14 (813/817 CH TRAIN)		SAT [A]		✓	↓		↓		↓		↓		↓		↓		↓
411-CP-052-13 (812/816 CH TRAIN)		SAT [A]		✓	↓		↓		↓		↓		↓		↓		↓
WASTE HANDLING BUILDING AIR DRYER																	
K-015 OUTLET (PSI)	95		135	②	②	②	②	②	②	②	②	②	②	②	②	②	②
K-015 AQUADEX INDICATOR		BLUE [A]		↓	↓	↓	↓	↓	↓	↓	↓	↓	↓	↓	↓	↓	↓
K-015 AUTO BLOWDOWNS /TEST		SAT [A]		↓		↓		↓	↓		↓	↓	↓		↓		↓
K-015 DRYER MODE		AMLOC [A]		↓	②	↓	②	↓	↓	↓	②	↓	↓	↓	②	↓	②

NOTES: [A] - IF NORMAL CONDITIONS EXIST, ENTER A CHECK MARK; OTHERWISE NOTE EXISTING CONDITION.

COMMENTS: 1) Testing D/P

2) Didn't check due to smoke in Bldg / No entry - Limited access

APPROVED FOR USE/DATE: Original Signatures on File

COPY

Facility Site Operations and Infrastructure Seismic / Substation #7 / Duct / Fans Round Sheet

Date: 021714 022314

Location: BLDG. 413A, AREA SUB #7, & 41-B-700 A & B & C		DAY	SUN	MON		TUES		WED		THURS		FRI		SAT		SUN	
		SHIFT	2	1	2	1	2	1	2	1	2	1	2	1	2	1	2
		REVIEWER		Original Signatures on File													
		FOT	C/O														
ITEM	**MIN**	**NORM**	**MAX**														
(413A) SEISMIC PANEL 413A-SMP-004-001																	
413A-SMP-004-001 / POWER ON		ON [B]		✓		✓											
AREA SUBSTATION #7 AND TRANSFORMER																	2-23-14 ET
NO ABNORMAL CONDITIONS [A]		SAT [B]		✓	✓	✓	✓	✓	✓	✓	✓	✓	✓	✓	✓	✓	X ①
XFMR LIQUID LEVEL	LOW	SAT [B]	HIGH	✓	✓												
XFMR PRESS (kPa)	-2.5		7.5	-.5	0												
XFMR WINDING HIGH TEMP (`C)	RESET MONDAY		105`	52	56												
XFMR LIQUID HIGH TEMP (`C)	RESET MONDAY		105`	54	55												
UVFS DUCTWORK (NEAR BYPASS DAMPERS)																	
UVFS CONDENSATE CONTAINER LEVEL		[B] [C]	80%	✓	✓	✓	✓	✓	✓	✓	✓	✓	✓	✓	✓	✓	✓
UVFS VENTILATION FAN OIL LEVELS																	
700A BRG OIL LEVELS	LOW	[B]	HIGH	✓	✓		✓		✓		✓		✓		✓		
700B BRG OIL LEVELS	LOW	[B]	HIGH	✓	✓		✓		✓		✓		✓		✓		
700C BRG OIL LEVELS	LOW	[B]	HIGH	✓	✓		✓		✓		✓		✓		✓		

NOTES: [A] - THE PRESENCE OF LEAKS, UNUSUAL ODORS, OR NOISES CONSTITUTES AN ABNORMAL CONDITION.

[B] - IF NORMAL CONDITION EXISTS, ENTER A CHECK MARK; OTHERWISE NOTE EXISTING CONDITION.

[C] - WHEN CONTAINER IS 80% FULL, SUBMIT REQUEST FOR DISPOSAL (RFD)

COMMENTS: ① Posted

APPROVED FOR USE/DATE: Original Signatures on File

COPY

Facility Site Operations and Infrastructure WHB CH Room D/P / HVAC / Air Dryer Round Sheet

Date: 02/17/14 - 02/23/14

Location:		DAY	SUN	MON		TUES		WED		THURS		FRI		SAT		SUN	
COMPUTER STATIONS		SHIFT	2	1	2	1	2	1	2	1	2	1	2	1	2	1	2
CMR, FSM DESK, LOCAL		REVIEWER		Original Signatures on File													
411, WHB MECH EQUIP RM 200 & 208		FOT	C/O														
ITEM	MIN	NORM	MAX														
WHB CH ROOM DPs																	
SHIELDED STORAGE RM PDD-026A "wc				-.09	-.11		-.11		-.11		-.07		-.09		-.11		-.11
CH AREA ROOM 103 PDD-026B "wc	-0.02			-.09	-.11		-.11		-.11		-.09		-.10		-.11		-.11
SITE GEN WASTE RM. PDD-026C "wc				-.03	-.03		-.03		-.03		-.04		-.03		-.02		-.03
EQUIP DECON RM. PDD-026D "wc				-.08	-.08		-.07		-.09		-.08		-.10		-.09		-.09
OVERPACK & REPAIR RM PDD-026E "wc	-0.04			-.08	-.11		-.09		-.11		-.14		-.14		-.10		-.10
CAGE LOADING ROOM PDD-006 "wc				-.02	.09		.09		.10		.02		.11		-.01		.11
AIRLOCK ROOM 107 PDD-007 "wc				-.02	-.06		-.06		-.06		-.03		-.07		-.06		-.06
HVAC CONTROL PANEL CHECKS																	
411-CP-052-15 (835/836 EXH FANS)		SAT [A]		①	①		①		①		①		①		①		✓
411-CP-063-16 (861/863 AHUS)		SAT [A]		↓	↓		↓		↓		↓		↓		↓		✓
411-CP-052-14 (813/817 CH TRAIN)		SAT [A]		↓	↓		↓		↓		↓		↓		↓		✓
411-CP-052-13 (812/816 CH TRAIN)		SAT [A]		↓	↓		↓		↓		↓		↓		↓		✓
WASTE HANDLING BUILDING AIR DRYER																	
K-015 OUTLET (PSI)	95		135	①	①	①	①	①	①	①	①	①	① DP 2/21/14	115	116	115	116	116
K-015 AQUADEX INDICATOR		BLUE [A]		↓	↓	↓	↓	↓	↓	↓	↓	↓	↓ ✓	✓	✓	✓	✓
K-015 AUTO BLOWDOWNS /TEST		SAT [A]		↓		↓		↓		↓		↓	↓ ✓		✓		✓
K-015 DRYER MODE		AMLOC [A]		↓	①	↓	①	↓	①	↓	①	↓	↓ ✓	✓	✓	✓	✓

NOTES: [A] - IF NORMAL CONDITIONS EXIST, ENTER A CHECK MARK; OTHERWISE NOTE EXISTING CONDITION.

COMMENTS: ① LIMITED ACCESS

APPROVED FOR USE/DATE: Original Signatures on File

COPY

Facility Site Operations and Infrastructure Support Bldg Substation / UPS Round Sheet **RCRA** Date: 02/17/14-02/23/14

Location:		DAY		SUN	MON		TUES		WED		THURS		FRI		SAT		SUN	
		SHIFT		2	1	2	1	2	1	2	1	2	1	2	1	2	1	2
451, ELEC. EQUIP. RM. 116 CMR		REVIEWER			Original Signatures on File													
		FOT		C/O														
ITEM	**MIN**	**NORM**	**MAX**															
45P-SWG04/1 SUPPORT BUILDING SUBSTATION																		
NO ABNORMAL CONDITIONS [A]		SAT [B]		✓	✓	✓	✓	✓	✓	✓	✓	✓	✓	✓	✓	✓	✓	✓
TR-15/1 XFMR HIGH TEMP (`C)	RESET	MONDAY	170`	62	60													
45P-UPS03/2 SUPPORT BUILDING UPS																		
NORMAL OPERATION LOAD ON UPS		[B]		✓	✓	✓	✓	✓	✓	✓	✓	✓	✓	✓	✓	✓	✓	✓
AIR CONDITIONER NORMAL OPERATION		[B] [C]		✓	✓	✓	✓	✓	✓	✓	✓	✓	✓	✓	✓	✓	✓	✓
ALTERNATE SOURCE AVAILABLE		[D]		✓	✓	✓	✓	✓	✓	✓	✓	✓	✓	✓	✓	✓	✓	✓
TIME OF INSPECTION					0730	2101	0741	1915	0755	1936	0840	2010	0819	2022	0800	2000	0800	1952
EMERGENCY PHONE CHECK		[E]		✓		✓		✓		✓		✓		✓		✓		✓

NOTES: [A] - THE PRESENCE OF LEAKS, UNUSUAL ODORS, OR NOISES CONSTITUTES AN ABNORMAL CONDITION.

[B] - IF NORMAL CONDITIONS EXIST, ENTER A CHECK MARK; OTHERWISE NOTE EXISTING CONDITION.

[C] - LOW HUMIDITY ALARM IS NOT AN ABNORMAL CONDITION.

[D] - 45P-MCC04/3 CB-23 IS CLOSED

[E] - VERIFY EMERGENCY PHONE LINE HAS A DIAL TONE. IF NOT, CONTACT THE FSM.

COMMENTS:

APPROVED FOR USE/DATE: Original Signatures on File

COPY

Facility Site Operations and Infrastructure RH Room D/P and HVAC Panel Round Sheet

Date: 02/17/14-02/23/14

Location:				DAY		SUN	MON		TUES		WED		THURS		FRI		SAT		SUN	
COMPUTER STATIONS				SHIFT		2	1	2	1	2	1	2	1	2	1	2	1	2	1	2
CMR, FSM DESK, LOCAL				REVIEWER			Original Signatures on File													
411, WHB MECH EQUIP RM 200 & 208				FOT		C/O														
ITEM			MIN	NORM	MAX															
RH ROOM DPs																				
OPERATING GALLERY	PDD-01	"wc				0	0		0		0		0		0		0		0	
MANIP. REPAIR RM.	PDD-21A	"wc				0	0		0		0		0		0		0		0	
FILTER GALLERY	PDD-21B	"wc				-.01	-.01		-.01		-.01		-.01		-.01		-.01		-.01	
CASK LOADING RM.	PDD-21C	"wc				0	0		0		0		0		0		0		0	
CASK TRANSFER CELL	PDD-21D	"wc				0	0		0		0		0		0		0		0	
WASTE HOIST OPER RM	PDD-21G	"wc				-.18	-.19		-.18		-.19		-.21		-.19		-.18		-.13	
SERVICE ROOM	PDD-21H	"wc	-0.00		-0.15	-.01	-.01		-.01		-.01		-.01		-.01		-.01		-.01	
RH BAY	PDD-21F	"wc	0.02		0.7	.30	.28		.26		.25		.27		.25		.25		.25	
HOT CELL	PDT-52	"wc	-0.04		-1.1	-.65	-.64		-.64		-.65		-.65		-.64		-.64		-.65	
HVAC CONTROL PANEL CHECKS																				
411-CP-051-10	(803/805 AHU/EXH FANS)			SAT [A]		2	2		2		2		2		2		2		2	
411-CP-051-11	(804/806 AHU/EXH FANS)			SAT [A]		↓	↓		↓		↓		↓		↓		↓		↓	
411-CP-051-12	(878 A/B EXH FANS)			SAT [A]		↓	↓		↓		↓		↓		↓		↓		↓	
411-CP-058-17	(807 AHU FAN)			SAT [A]		↓	↓		↓		↓		↓		↓		↓		↓	

NOTES: [A] - IF NORMAL CONDITIONS EXIST, ENTER A CHECK MARK; OTHERWISE NOTE EXISTING CONDITION.

COMMENTS: (2) DID NOT CHECK DUE TO LIMITED ACCESS (ACCESS has been restored.)

APPROVED FOR USE/DATE: Original Signatures on File

COPY

Facility Site Operations and Infrastructure Ventilation Fans Round Sheet

DATE: 02/13/14 - 02/23/14

Location:	DAY	SUN	MON		TUES		WED		THURS		FRI		SAT		SUN	
413, EXHAUST FILTER BLDG.	SHIFT	2	1	2	1	2	1	2	1	2	1	2	1	2	1	2
UVFS FANS	REVIEWER		Original Signatures on File													
	FOT	C/O														

ITEM	MIN	NORM	MAX	SUN	MON		TUES		WED		THURS		FRI		SAT		SUN	
413-CP-056-01																		
CONTROL PANEL 860 FANS [A]		SAT [B]		1		1		1	1	1		1		1		1		1
413-CP-307-01B																		
CONTROL PANEL 700 FANS [A]		SAT [B]		2		2		2		2		2		2		2		2
413-CP-056-01C																		
860A U/G FILTRATION FAN (KSCFM)	[D]	[C] [D]	[D]	58	57	57	57	57	57	58	7	7	7	7	60 7	59	59	59
413-CP-056-01D																		
860B U/G FILTRATION FAN (KSCFM)	[D]	[C] [D]	[D]	SEC	Sec	Sec	sec	SEC	SEC	Sec	7	7	7	7	SEC 7	sec	SEC	SEC
413-CP-056-01E																		
860C U/G FILTRATION FAN (KSCFM)	[D]	[C] [D]	[D]	SEC	Sec	Sec	sec	SEC	SEC	Sec	7	7	7	7	SEC 7	sec	SEC	Sec
413-CP-307-01J																		
700A U/G VENTILATION FAN (KSCFM)	[D]	[D]	[D]	TAG 3	TAG 3	TAG 3	TAG 3	TAG 3	TAG 3	TAG 3	7	7	7	TAG	TAG 7	TAG	TAG 3	TAG 3
413-CP-307-01K																		
700B U/G VENTILATION FAN (KSCFM)	[D]	[D]	[D]	TAG 4	TAG 4	TAG 4	TAG 4	TAG 4	TAG	TAG 4	TAG 4	TAG 4	TAG 4	TAG 4	TAG 4	TAG	TAG 4	TAG 4
413-CP-307-01H																		
700C U/G VENTILATION FAN (KSCFM)	[D]	[D]	[D]	SEC 5	Sec 5	Sec 5	sec 5	SEC 5	SEC	SEC 5	SEC 5	7	7	7	SEC 5	Sec	SEC 5	Sec 5

NOTES: [A] - CHECK THAT THE AUDIBLE ALARM SOUNDS AND THE ALARM LIGHTS ILLUMINATE. [B] - IF NORMAL CONDITIONS EXIST, ENTER A CHECK MARK; OTHERWISE NOTE EXISTING CONDITION. [C] - FLOW READINGS TAKEN AT STA. B), (NOTE: EFB HVAC FLOW INCLUDED IN STA. B READING). [D] - VENTILATION MODES (chart below)

NORMAL MODE (flow per fan l/S) -	MIN = 202	NORM = 212	MAX = 223	MBP MODE w/ 1-860/1-700 FANS (combined flow of all fans l/S) - MIN = 200	MAX = 275
ALTERNATE MODE (flow per fan l/S) -	MIN = 247	NORM = 260	MAX = 273	MBP MODE w/ 1-860/2-700 FANS (combined flow of all fans l/S) - MIN = 395	MAX = 425
MINIMUM MODE (flow per fan l/S) -	MIN = 57	NORM = 60	MAX = 63	MBP MODE w/ 2-860/1-700 FANS (combined flow of all fans l/S) - MIN = 200	MAX = 275
REDUCED MODE (flow per fan l/S) -	MIN = 57	NORM = 60	MAX = 63	MBP MODE w/ 2-860/2-700 FANS (combined flow of all fans l/S) - MIN = 395	MAX = 425
FILTRATION MODE (flow per fan l/S) -	MIN = 57	NORM = 60	MAX = 63		

COMMENTS: 1) ALARM DOS AR 1307583 3) FLOW AR 113257 5) FLOW AR 113256 7) POSTPONED - NO ACCESS. ACCESS RESTORED
2) ALARM DOS AR 1307584 4) FLOW AR 113255 6) * SEE NOTE-MBP

APPROVED FOR USE/DATE: Original Signatures on File

COPY

9

Facility Site Operations and Infrastructure Bldg 458 / 456 Round Sheet

Date: 021714 022314

Location:	DAY	SUN	MON		TUES		WED		THURS		FRI		SAT		SUN	
458, GUARD & SECURITY BUILDING	SHIFT	2	1	2	1	2	1	2	1	2	1	2	1	2	1	2
456, PUMPHOUSE BUILDING	REVIEWER		Original Signatures on File													
	FOT	C/O														

ITEM	MIN	NORM	MAX	SUN	MON		TUES		WED		THURS		FRI		SAT		SUN	
458, GUARD & SECURITY BUILDING																		
412 ODOR ABS MOD FILTER (PDI-07)			0.5	.02	.02													
412 ODOR ABS CHAR FILTER (PDI-08)			0.5	0	0													
412 ODOR ABS MOD FILTER (PDI-09)			0.5	.04	.03													
403 AHU LOW FILTER (PDI-03)			0.5	STBY	STBY													
403 AHU MOD FILTER (PDI-04)			0.5	↑	↓													
456-CP-010-01 CONTROL PANEL																		
DOMESTIC WATER PRESS (PIC-01)	60	65	70	66	65	65	65	66	65	65	65	64	66	65	65	65	65	65
456-FIY-010-001 WATER FLOW METER																		
RAW WATER GALLONS	RESET MONDAY [A]			86650		79881												
DOMESTIC WATER GALLONS	RESET MONDAY [A]			126081		92877												
456-FM-045-001 SEWAGE FLOW METER																		
SEWAGE FLOW GALLONS		[B]	23,000	777400 (1)		828200 (1)		704300 (1)		373100 (1)		731900 (1)		391000 (1)		542000 (1)		927400 (1)
HACH TEST KIT																		
COLORIMETER FREE CL2 (PPM)	0.7	[C]	1.2	1.5 (2)		1.48 (2)		1.47 (2)		1.43 (2)		1.3 (2)		1.3 (2)		1.4 (2)		1.4 (2)

NOTES: [A] - RESET METER AFTER TAKING THE READING ON MONDAY SECOND SHIFT

[B] - REQUIRED FOR COMPLIANCE WITH NMED DISCHARGE PERMIT DP-831 -- IF MAX LIMIT OF 23,000 GPD IS EXCEEDED CONTACT FSM

[C] - ADJUST CHLORINE LEVELS BY EITHER ADDING WATER (CHLORINE ABOVE 1.2) OR ADDING CHLORINE (CHLORINE BELOW .7) TO MAINTAIN SPECIFICATIONS

COMMENTS: 1) FSM notified

2) Add ~~ing~~ 2/22/14 km water as tank space allows

APPROVED FOR USE/DATE: Original Signatures on File

COPY

Facility Site Operations and Infrastructure Domestic / Fire Water Round Sheet

RCRA /TSR

Date: 021714 022314

Location:	DAY	SUN	MON		TUES		WED		THURS		FRI		SAT		SUN	
	SHIFT	2	1	2	1	2	1	2	1	2	1	2	1	2	1	2
456, PUMPHOUSE BUILDING	REVIEWER		Original Signatures on File													
	FOT	C/O														

ITEM	MIN	NORM	MAX	SUN	MON		TUES		WED		THURS		FRI		SAT		SUN	
DOMESTIC WATER STORAGE TANKS																		
01A SOUTH WATER STG TNK LVL LI-01 (456-LT-006-001) [SR 4.1.1.9]	80%	[D]		96	95	94	93	93	98	93	93	94	94	94	92	92	92	92
01A VISUAL INSPECTION [A]		SAT[B][C]		✓	✓	✓	✓	✓	✓	✓	✓	✓	✓	✓	✓	✓	✓	✓
01B NORTH WATER STG TNK LVL LI-02 (456-LT-006-002)	60%			94	96	94	96	96	96	97	96	95	94	94	92	92	92	92
01B VISUAL INSPECTION [A]		SAT[B][C]		✓	✓	✓	✓	✓	✓	✓	✓	✓	✓	✓	✓	✓	✓	✓
TIME OF INSPECTION					0845	2147	0831	2000	0815	2022	1000	2015	1005	2105	0800	2100	0900	2042

NOTES: [A] - IF NORMAL CONDITIONS EXIST, AND THE INSPECTION IS SATISFACTORY, ENTER A CHECK MARK; OTHERWISE NOTE EXISTING CONDITION.
[B] - INSPECT FOR LEAKS, VISIBLE CORROSION, INSULATION INTACT, ETC.
[C] - WHEN A NOTED CONDITION IS CORRECTED, ENTER THE DATE AND NATURE OF REPAIRS; OR OTHER REMEDIAL ACTION TAKEN THAT CORRECTED THE CONDITION.
[D] - LCO REQUIREMENT: LEVEL IN FIRE WATER TANK MUST BE ≥ 105,000 GALLONS (65%). IF NOT IMMEDIATELY NOTIFY FSM. COMPLETE THE SURVEILLANCE DATA SHEET FOR LCO 3.1.1, SURVEILLANCE REQUIREMENT 4.1.1.9, FORWARD THE COMPLETED SURVEILLANCE DATA SHEET TO THE FSM.

COMMENTS: (STATE AR NUMBER SUBMITTED TO CORRECT ABNORMAL CONDITION IF/WHEN KNOWN)

APPROVED FOR USE/DATE: Original Signatures on File

OPERATORS INITIALING THIS LOGSHEET SHALL COMPLETE THE FOLLOWING:

NAME (PRINT)	INITIALS	NAME (PRINT)	INITIALS	NAME (PRINT)	INITIALS
Original Signatures on File					

COPY

Facility Site Operations and Infrastructure WHB CH Room D/P / HVAC / Air Dryer Round Sheet

Date: 2.24.14 - 3.2.14

Location:		DAY	SUN	MON		TUES		WED		THURS		FRI		SAT		SUN	
COMPUTER STATIONS		SHIFT	2	1	2	1	2	1	2	1	2	1	2	1	2	1	2
CMR, FSM DESK, LOCAL		REVIEWER		Original Signatures on File													
411, WHB MECH EQUIP RM 200 & 208		FOT	C/O														
ITEM	MIN	NORM	MAX														
WHB CH ROOM DPs																	
SHIELDED STORAGE RM PDD-026A "wc				-.11	-.11		-.12		-.10		-.10		-.10		-.11		-.11
CH AREA ROOM 103 PDD-026B "wc	-0.02			-.11	-.11		-.13		-.11		-.10		-.10		-.11		-.11
SITE GEN WASTE RM. PDD-026C "wc				-.03	-.03		-.05		-.03		-.02		-.03		-.03		-.05
EQUIP DECON RM. PDD-026D "wc				-.09	-.08		-.09		-.09		-.08		-.08		-.09		-.08
OVERPACK & REPAIR RM PDD-026E "wc	-0.04			-.10	-.11		-.12		-.11		-.11		-.11		-.11		-.13
CAGE LOADING ROOM PDD-006 "wc				.11	.07		+.03		.01		.05		.15		.12		.03
AIRLOCK ROOM 107 PDD-007 "wc				-.06	-.06		-.02		-.07		-.06		-.07		-.07		-.06
HVAC CONTROL PANEL CHECKS																	
411-CP-052-15 (835/836 EXH FANS)		SAT [A]		✓	✓		✓		✓		✓		✓		✓		✓
411-CP-063-16 (861/863 AHUS)		SAT [A]		✓	✓		✓		✓		✓		✓		✓		✓
411-CP-052-14 (813/817 CH TRAIN)		SAT [A]		✓	✓		✓		✓		✓		✓		✓		✓
411-CP-052-13 (812/816 CH TRAIN)		SAT [A]		✓	✓		✓		✓		✓		✓		✓		✓
WASTE HANDLING BUILDING AIR DRYER																	
K-015 OUTLET (PSI)	95		135	116	114	116	115	116	115	114	114	115	115	114	116	115	116	115
K-015 AQUADEX INDICATOR		BLUE [A]		✓	✓	✓	✓	✓	✓	✓	✓	✓	✓	✓	✓	✓	✓
K-015 AUTO BLOWDOWNS /TEST		SAT [A]		✓		✓		✓		✓		✓		✓		✓	✓
K-015 DRYER MODE		AMLOC [A]		✓	✓	✓	✓	✓	✓	✓	✓	✓	✓	✓	✓	✓	✓

NOTES: [A] - IF NORMAL CONDITIONS EXIST, ENTER A CHECK MARK; OTHERWISE NOTE EXISTING CONDITION.

COMMENTS:

APPROVED FOR USE/DATE: Original Signatures on File

COPY

Facility Site Operations and Infrastructure RH Room D/P and HVAC Panel Round Sheet

Date: 2·24·14 – 3·2·14

Location:			DAY		SUN	MON		TUES		WED		THURS		FRI		SAT		SUN	
COMPUTER STATIONS			SHIFT		2	1	2	1	2	1	2	1	2	1	2	1	2	1	2
CMR, FSM DESK, LOCAL			REVIEWER			Original Signatures on File													
411, WHB MECH EQUIP RM 200 & 208			FOT		C/O														
ITEM		MIN	NORM	MAX															
RH ROOM DPs																			
OPERATING GALLERY	PDD-01 "wc				0	0		SEC		SEC		SEC		SEC		SEC		SEC	
MANIP. REPAIR RM.	PDD-21A "wc				0	0													
FILTER GALLERY	PDD-21B "wc				-.01	-.01													
CASK LOADING RM.	PDD-21C "wc				0	0													
CASK TRANSFER CELL	PDD-21D "wc				0	0													
WASTE HOIST OPER RM	PDD-21G "wc				-.13	-.18													
SERVICE ROOM	PDD-21H "wc	-0.00		-0.15	-.01	-.01													
RH BAY	PDD-21F "wc	0.02		0.7	.25	.26													
HOT CELL	PDT-52 "wc	-0.04		-1.1	-.65	-.65													
HVAC CONTROL PANEL CHECKS																			
411-CP-051-10	(803/805 AHU/EXH FANS)		SAT [A]		(2)	✓		✓		✓		✓		✓		✓		✓	
411-CP-051-11	(804/806 AHU/EXH FANS)		SAT [A]			✓		✓		✓		✓		✓		✓		✓	
411-CP-051-12	(878 A/B EXH FANS)		SAT [A]			✓		✓		✓		✓		✓		✓		✓	
411-CP-058-17	(807 AHU FAN)		SAT [A]			✓		✓		✓		✓		✓		✓		✓	

NOTES: [A] - IF NORMAL CONDITIONS EXIST, ENTER A CHECK MARK; OTHERWISE NOTE EXISTING CONDITION.

COMMENTS: (2) Access has been restored

APPROVED FOR USE/DATE: Original Signatures on File

COPY

Facility Site Operations and Infrastructure Domestic / Fire Water Round Sheet

RCRA /TSR

Date: 2·24·14 – 3·2·14

Location:		DAY		SUN	MON		TUES		WED		THURS		FRI		SAT		SUN	
		SHIFT		2	1	2	1	2	1	2	1	2	1	2	1	2	1	2
456, PUMPHOUSE BUILDING		REVIEWER			Original Signatures on File													
		FOT		C/O														
ITEM	MIN	NORM	MAX															
DOMESTIC WATER STORAGE TANKS																		
01A SOUTH WATER STG TNK LVL LI-01 (456-LT-006-001) [SR 4.1.1.9]	80%	[D]		92	92	92	92	96	94	98	98	98	98	98	98	97	97	97
01A VISUAL INSPECTION [A]		SAT[B][C]		✓	✓	✓	✓	✓	✓	✓	✓	—	✓	✓	✓	✓		✓
01B NORTH WATER STG TNK LVL LI-02 (456-LT-006-002)	60%			92	90	90	89	100	98	92	92	90	90	88	88	88	86	84
01B VISUAL INSPECTION [A]		SAT[B][C]		✓	✓	✓	✓	✓	✓	✓	✓	✓	✓	✓	✓	✓	✓	✓
TIME OF INSPECTION					0800	2126	0814	2044	0810	2110	0800	2000	0920	2121	0814	2008	0837	1950

NOTES: [A] - IF NORMAL CONDITIONS EXIST, AND THE INSPECTION IS SATISFACTORY, ENTER A CHECK MARK; OTHERWISE NOTE EXISTING CONDITION.
[B] - INSPECT FOR LEAKS, VISIBLE CORROSION, INSULATION INTACT, ETC.
[C] - WHEN A NOTED CONDITION IS CORRECTED, ENTER THE DATE AND NATURE OF REPAIRS; OR OTHER REMEDIAL ACTION TAKEN THAT CORRECTED THE CONDITION.
[D] - LCO REQUIREMENT: LEVEL IN FIRE WATER TANK MUST BE ≥ 105,000 GALLONS (65%). IF NOT IMMEDIATELY NOTIFY FSM. COMPLETE THE SURVEILLANCE DATA SHEET FOR LCO 3.1.1, SURVEILLANCE REQUIREMENT 4.1.1.9, FORWARD THE COMPLETED SURVEILLANCE DATA SHEET TO THE FSM.

COMMENTS: (STATE AR NUMBER SUBMITTED TO CORRECT ABNORMAL CONDITION IF/WHEN KNOWN)

APPROVED FOR USE/DATE: Original Signatures on File

OPERATORS INITIALING THIS LOGSHEET SHALL COMPLETE THE FOLLOWING:

NAME (PRINT)	INITIALS	NAME (PRINT)	INITIALS	NAME (PRINT)	INITIALS
		Original Signatures on File			

COPY

Facility Site Operations and Infrastructure Support Bldg Substation / UPS Round Sheet **RCRA** Date: 2.24.14 - 3.2.14

Location:		DAY		SUN	MON		TUES		WED		THURS		FRI		SAT		SUN	
		SHIFT		2	1	2	1	2	1	2	1	2	1	2	1	2	1	2
451, ELEC. EQUIP. RM. 116 CMR		REVIEWER			Original Signatures on File													
		FOT		C/O														
ITEM	**MIN**	**NORM**	**MAX**															
45P-SWG04/1 SUPPORT BUILDING SUBSTATION																		
NO ABNORMAL CONDITIONS [A]		SAT [B]		✓	✓	✓	✓	✓	✓	✓	✓	✓	✓	✓	✓	✓	✓	✓
TR-15/1 XFMR HIGH TEMP (°C)	RESET	MONDAY	170°	60	60													
45P-UPS03/2 SUPPORT BUILDING UPS																		
NORMAL OPERATION LOAD ON UPS		[B]		✓	✓	✓	✓	✓	✓	✓	✓	✓	✓	①	①	①	①	①
AIR CONDITIONER NORMAL OPERATION		[B] [C]		✓	✓	✓	✓	✓	✓	✓	✓	✓	✓	✓	✓	✓	✓	✓
ALTERNATE SOURCE AVAILABLE		[D]		✓	✓	✓	✓	✓	✓	✓	✓	✓	✓	✓	✓	✓	✓	✓
TIME OF INSPECTION					0720	2010	0726	1934	0745	2009	0715	1930	0830	1911	0745	1922	0811	1915
EMERGENCY PHONE CHECK		[E]		✓		✓		✓		✓		✓		✓		✓		✓

NOTES: [A] - THE PRESENCE OF LEAKS, UNUSUAL ODORS, OR NOISES CONSTITUTES AN ABNORMAL CONDITION.

[B] - IF NORMAL CONDITIONS EXIST, ENTER A CHECK MARK; OTHERWISE NOTE EXISTING CONDITION.

[C] - LOW HUMIDITY ALARM IS NOT AN ABNORMAL CONDITION.

[D] - 45P-MCC04/3 CB-23 IS CLOSED

[E] - VERIFY EMERGENCY PHONE LINE HAS A DIAL TONE. IF NOT, CONTACT THE FSM.

COMMENTS: ① Inverter Loss - AR # 1402085

COPY

APPROVED FOR USE/DATE: Original Signatures on File

Facility Site Operations and Infrastructure Ventilation Fans Round Sheet

DATE: 2.24.14 – 3.2.14

Location: 413, EXHAUST FILTER BLDG. UVFS FANS				DAY	SUN	MON		TUES		WED		THURS		FRI		SAT		SUN	
				SHIFT	2	1	2	1	2	1	2	1	2	1	2	1	2	1	2
				REVIEWER		Original Signatures on File													
				FOT	C/O														
ITEM	MIN	NORM	MAX																
413-CP-056-01																			
CONTROL PANEL 860 FANS [A]		SAT [B]			1		1		1		1		1		1		1		1
413-CP-307-01B																			
CONTROL PANEL 700 FANS [A]		SAT [B]			2		2		2		2		2		2		2		2
413-CP-056-01C																			
860A U/G FILTRATION FAN (KSCFM)	[D]	[C] [D]	[D]		59	58 (1)	59 (6)	59 (6)	59 (6)	59 (6)	63 (6)	62 (6)	62 (6)	61 (6)	61 (6)	58 (6)	61 (6)	59 (6)	59 (6)
413-CP-056-01D																			
860B U/G FILTRATION FAN (KSCFM)	[D]	[C] [D]	[D]		SEC	SEC	SEC (6)	SEC	SEC	SEC	SEC	SEC	SEC	SEC	SEC	SEC	SEC	SEC	SEC
413-CP-056-01E																			
860C U/G FILTRATION FAN (KSCFM)	[D]	[C] [D]	[D]		SEC	SEC	SEC (6)	SEC	SEC	SEC	SEC	SEC	SEC	SEC	SEC	SEC	SEC	SEC	SEC
413-CP-307-01J																			
700A U/G VENTILATION FAN (KSCFM)	[D]	[D]	[D]		TAG (3)	TAG (3)	TAG (6) (3)	TAG (3)	TAG (3)	TAG (3)	TAG (3)	TAG (3)	TAG (3)	TAG (3)	TAG (3)	TAG (3)	TAG (3)	TAG (3)	TAG (3)
413-CP-307-01K																			
700B U/G VENTILATION FAN (KSCFM)	[D]	[D]	[D]		TAG (4)	TAG (4)	TAG (6) (4)	TAG (4)	TAG (4)	TAG (4)	TAG (4)	TAG (4)	TAG (4)	TAG (4)	TAG (4)	TAG (4)	TAG (4)	TAG (4)	TAG (4)
413-CP-307-01H																			
700C U/G VENTILATION FAN (KSCFM)	[D]	[D]	[D]		SEC (5)	SEC (5)	SEC (6) (5)	SEC (5)	(5) (6)	(5) (6)	(5) (6)	(5) (6)	(5) (6)	(5) SEC	SEC (5)	SEC (5)	SEC (5)	SEC (5)	SEC (5)

NOTES: [A] - CHECK THAT THE AUDIBLE ALARM SOUNDS AND THE ALARM LIGHTS ILLUMINATE. [B] - IF NORMAL CONDITIONS EXIST, ENTER A CHECK MARK; OTHERWISE NOTE EXISTING CONDITION. [C] - FLOW READINGS TAKEN AT STA. B), (NOTE: EFB HVAC FLOW INCLUDED IN STA. B READING). [D] - VENTILATION MODES (chart below)

NORMAL MODE (flow per fan I/S) -	MIN = 202	NORM = 212	MAX = 223	MBP MODE w/ 1-860/1-700 FANS (combined flow of all fans I/S) - MIN = 200	MAX = 275
ALTERNATE MODE (flow per fan I/S) -	MIN = 247	NORM = 260	MAX = 273	MBP MODE w/ 1-860/2-700 FANS (combined flow of all fans I/S) - MIN = 395	MAX = 425
MINIMUM MODE (flow per fan I/S) -	MIN = 57	NORM = 60	MAX = 63	MBP MODE w/ 2-860/1-700 FANS (combined flow of all fans I/S) - MIN = 200	MAX = 275
REDUCED MODE (flow per fan I/S) -	MIN = 57	NORM = 60	MAX = 63	MBP MODE w/ 2-860/2-700 FANS (combined flow of all fans I/S) - MIN = 395	MAX = 425
FILTRATION MODE (flow per fan I/S) -	MIN = 57	NORM = 60	MAX = 63		

COMMENTS: (1) o.o.s. Alarm - A.R.# 1307583 (2) o.o.s. Alarm - A.R.# 1307584 (3) Flow - A.R.# 113257 (4) Flow - A.R.# 113255 (5) Flow - A.R.# 113256

(6) Due to Plant conditions the Readings on this Page will be taken from the CMR

Effective 02.24.14 until further Notice 02.24.14

APPROVED FOR USE/DATE: Original Signatures on File

COPY

EA04AD3008-7-0
Rev. 1

March 5, 2013
Page 1 of 1

Facility Site Operations and Infrastructure Bldg 458 / 456 Round Sheet

Date: 2.24.14 - 3.2.14

Location:	DAY	SUN	MON		TUES		WED		THURS		FRI		SAT		SUN	
458, GUARD & SECURITY BUILDING	SHIFT	2	1	2	1	2	1	2	1	2	1	2	1	2	1	2
456, PUMPHOUSE BUILDING	REVIEWER															
	FOT	C/O														

Original Signatures on File

ITEM	MIN	NORM	MAX	SUN	MON		TUES		WED		THURS		FRI		SAT		SUN	
458, GUARD & SECURITY BUILDING																		
412 ODOR ABS MOD FILTER (PDI-07)			0.5	.02	.02													
412 ODOR ABS CHAR FILTER (PDI-08)			0.5	0	0													
412 ODOR ABS MOD FILTER (PDI-09)			0.5	.03	.03													
403 AHU LOW FILTER (PDI-03)			0.5	stby	STBY													
403 AHU MOD FILTER (PDI-04)			0.5	↓	↓													
456-CP-010-01 CONTROL PANEL																		
DOMESTIC WATER PRESS (PIC-01)	60	65	70	65	65	64	65	66	65	67	65	65	64	64	64	64	63	63
456-FIY-010-001 WATER FLOW METER																		
RAW WATER GALLONS	RESET MONDAY [A]			927400 ①	79881	7500.79												
DOMESTIC WATER GALLONS	RESET MONDAY [A]			92877		45839.42												
456-FM-045-001 SEWAGE FLOW METER																		
SEWAGE FLOW GALLONS		[B]	23,000	① 927400		① 203800		204400		228700		261500		226900		97800		59600
HACH TEST KIT																		
COLORIMETER FREE CL2 (PPM)	0.7	[C]	1.2	1.4 ②		1.4 ②		1.2		1.15		1.11		1.18		1.20		1.15

NOTES: [A] - RESET METER AFTER TAKING THE READING ON MONDAY SECOND SHIFT

[B] - REQUIRED FOR COMPLIANCE WITH NMED DISCHARGE PERMIT DP-831 -- IF MAX LIMIT OF 23,000 GPD IS EXCEEDED CONTACT FSM

[C] - ADJUST CHLORINE LEVELS BY EITHER ADDING WATER (CHLORINE ABOVE 1.2) OR ADDING CHLORINE (CHLORINE BELOW .7) TO MAINTAIN SPECIFICATIONS

COMMENTS: ① FSM notified ② Add water when tank space allows

APPROVED FOR USE/DATE: Original Signatures on File

COPY

Facility Site Operations and Infrastructure Seismic / Substation #7 / Duct / Fans Round Sheet

Date: 2·24·14 - 3·2·14

Location: BLDG. 413A, AREA SUB #7, & 41-B-700 A & B & C		DAY		SUN	MON		TUES		WED		THURS		FRI		SAT		SUN	
		SHIFT		2	1	2	1	2	1	2	1	2	1	2	1	2	1	2
		REVIEWER			Original Signatures on File													
		FOT		C/O														
ITEM	**MIN**	**NORM**	**MAX**															
(413A) SEISMIC PANEL 413A-SMP-004-001																		
413A-SMP-004-001 / POWER ON		ON [B]		✓		(1)												
AREA SUBSTATION #7 AND TRANSFORMER																		
NO ABNORMAL CONDITIONS [A]		SAT [B]		(1)	(1)	(1)	(1)	(1)	(1)	(1)	(1)	(1)	(1)	(1)	(1)	(1)	(1)	(1)
XFMR LIQUID LEVEL	LOW	SAT [B]	HIGH	✓	↓													
XFMR PRESS (kPa)	-2.5		7.5	0														
XFMR WINDING HIGH TEMP (`C)	RESET MONDAY		105`	56														
XFMR LIQUID HIGH TEMP (`C)	RESET MONDAY		105`	55	↓													
UVFS DUCTWORK (NEAR BYPASS DAMPERS)																		
UVFS CONDENSATE CONTAINER LEVEL		[B] [C]	80%	✓	(1)	(1)	(1)	(1)	(1)	(1)	(1)	(1)	(1)	(1)	(1)	(1)	(1)	(1)
UVFS VENTILATION FAN OIL LEVELS																		
700A BRG OIL LEVELS	LOW	[B]	HIGH	✓	(1)		(1)		(1)		(1)		(1)		(1)		(1)	
700B BRG OIL LEVELS	LOW	[B]	HIGH	✓	↓		↓		↓		↓		↓		↓		↓	
700C BRG OIL LEVELS	LOW	[B]	HIGH	✓	↓		↓		↓		↓		↓		↓		↓	

NOTES: **[A] - THE PRESENCE OF LEAKS, UNUSUAL ODORS, OR NOISES CONSTITUTES AN ABNORMAL CONDITION.**

[B] - IF NORMAL CONDITION EXISTS, ENTER A CHECK MARK; OTHERWISE NOTE EXISTING CONDITION.

[C] - WHEN CONTAINER IS 80% FULL, SUBMIT REQUEST FOR DISPOSAL (RFD)

COMMENTS: (1) Posted NO access Siesmic Reading will be taken from CMR [signature] 022414

APPROVED FOR USE/DATE: Original Signatures on File

COPY

Facility Site Operations and Infrastructure RH Room D/P and HVAC Panel Round Sheet

Date: 030314-030914

Location:			DAY		SUN	MON		TUES		WED		THURS		FRI		SAT		SUN	
COMPUTER STATIONS			SHIFT		2	1	2	1	2	1	2	1	2	1	2	1	2	1	2
CMR, FSM DESK, LOCAL			REVIEWER			Original Signatures on File													
411, WHB MECH EQUIP RM 200 & 208			FOT		C/O														
ITEM		MIN	NORM	MAX															
RH ROOM DPs																			
OPERATING GALLERY	PDD-01 "wc				Sec	sec		Sec		Sec		Sec		SEC		Sec		sec	
MANIP. REPAIR RM.	PDD-21A "wc																		
FILTER GALLERY	PDD-21B "wc																		
CASK LOADING RM.	PDD-21C "wc																		
CASK TRANSFER CELL	PDD-21D "wc																		
WASTE HOIST OPER RM	PDD-21G "wc																		
SERVICE ROOM	PDD-21H "wc	-0.00		-0.15															
RH BAY	PDD-21F "wc	0.02		0.7															
HOT CELL	PDT-52 "wc	-0.04		-1.1															
HVAC CONTROL PANEL CHECKS																			
411-CP-051-10	(803/805 AHU/EXH FANS)		SAT [A]		✓	✓		✓		✓		✓		✓		✓		✓	
411-CP-051-11	(804/806 AHU/EXH FANS)		SAT [A]		✓	✓		✓		✓		✓		✓		✓		✓	
411-CP-051-12	(878 A/B EXH FANS)		SAT [A]		✓	✓		✓		✓		✓		✓		✓		✓	
411-CP-058-17	(807 AHU FAN)		SAT [A]		✓	✓		✓		✓		✓		✓		✓		✓	

NOTES: [A] - IF NORMAL CONDITIONS EXIST, ENTER A CHECK MARK; OTHERWISE NOTE EXISTING CONDITION.

COMMENTS:

APPROVED FOR USE/DATE: Original Signatures on File

COPY

Facility Site Operations and Infrastructure WHB CH Room D/P / HVAC / Air Dryer Round Sheet

Date: 030314-030914

Location:				DAY	SUN	MON		TUES		WED		THURS		FRI		SAT		SUN	
COMPUTER STATIONS				SHIFT	2	1	2	1	2	1	2	1	2	1	2	1	2	1	2
CMR, FSM DESK, LOCAL				REVIEWER		Original Signatures on File													
411, WHB MECH EQUIP RM 200 & 208				FOT	C/O														
ITEM	MIN	NORM	MAX																
WHB CH ROOM DPs																			
SHIELDED STORAGE RM PDD-026A "wc					-.11	-.10		-.11		-.13		-.11		-.09		-.09		-.10	
CH AREA ROOM 103 PDD-026B "wc	-0.02				-.11	-.09		-.11		-.10		-.11		-.11		-.09		-.11	
SITE GEN WASTE RM. PDD-026C "wc					-.05	-.02		-.03		-.04		-.03		-.03		-.03		-.02	
EQUIP DECON RM. . PDD-026D "wc					-.08	-.07		-.09		-.10		-.09		-.10		-.10		-.08	
OVERPACK & REPAIR RM PDD-026E "wc	-0.04				-.13	-.10		-.11		-.10		-.11		-.12		-.12		-.11	
CAGE LOADING ROOM PDD-006 "wc					.03	.03		.1		-.04		.09		.18		.08		.06	
AIRLOCK ROOM 107 PDD-007 "wc					-.06	-.06		-.06		-.06		-.07		-.09		-.08		-.07	
HVAC CONTROL PANEL CHECKS																			
411-CP-052-15 (835/836 EXH FANS)		SAT [A]			✓	✓		✓		✓		✓		✓		✓		✓	
411-CP-063-16 (861/863 AHUS)		SAT [A]			✓	✓		✓		✓		✓		✓		✓		✓	
411-CP-052-14 (813/817 CH TRAIN)		SAT [A]			✓	✓		✓		✓		✓		✓		✓		✓	
411-CP-052-13 (812/816 CH TRAIN)		SAT [A]			✓	✓		✓		✓		✓		✓		✓		✓	
WASTE HANDLING BUILDING AIR DRYER																			
K-015 OUTLET (PSI)	95		135		115	115	115	114	114	115	116	114	115	115	115	116	115	114	114
K-015 AQUADEX INDICATOR		BLUE [A]			✓	✓	✓	✓	✓	✓	✓	✓	✓	✓	✓	✓	✓	✓	✓
K-015 AUTO BLOWDOWNS /TEST		SAT [A]			✓		✓		✓		✓		✓		✓		✓		✓
K-015 DRYER MODE		AMLOC [A]			✓	✓	✓	✓	✓	✓	✓	✓	✓	✓	✓	✓	✓	✓	✓

NOTES: [A] - IF NORMAL CONDITIONS EXIST, ENTER A CHECK MARK; OTHERWISE NOTE EXISTING CONDITION.

COMMENTS:

APPROVED FOR USE/DATE: Original Signatures on File

COPY

Facility Site Operations and Infrastructure Domestic / Fire Water Round Sheet

RCRA /TSR

Date: 030314-030914

Location:	DAY	SUN	MON		TUES		WED		THURS		FRI		SAT		SUN	
	SHIFT	2	1	2	1	2	1	2	1	2	1	2	1	2	1	2
456, PUMPHOUSE BUILDING	REVIEWER		Original Signatures on File													
	FOT	C/O														

ITEM	MIN	NORM	MAX	SUN	MON		TUES		WED		THURS		FRI		SAT		SUN	
DOMESTIC WATER STORAGE TANKS																		
01A SOUTH WATER STG TNK LVL LI-01 (456-LT-006-001) [SR 4.1.1.9]	80%	[D]		97	98	96	96	96	96	100	100	100	100	100	100	100	100	100
01A VISUAL INSPECTION [A]		SAT[B][C]		✓	✓	✓	✓	✓	✓	✓	✓	✓	✓	✓	✓	✓	✓	✓
01B NORTH WATER STG TNK LVL LI-02 (456-LT-006-002)	60%			84	80	77	72	72	70	100	100	100	100	100	100	100	99	99
01B VISUAL INSPECTION [A]		SAT[B][C]		✓	✓	✓	✓	✓	✓	✓	✓	✓	✓	✓	✓	✓	✓	✓
TIME OF INSPECTION					0845	1952	1059	2215	1000	2051	1000	2045	1003	2136	0827	2010	0742	2000

NOTES: [A] - IF NORMAL CONDITIONS EXIST, AND THE INSPECTION IS SATISFACTORY, ENTER A CHECK MARK; OTHERWISE NOTE EXISTING CONDITION.
[B] - INSPECT FOR LEAKS, VISIBLE CORROSION, INSULATION INTACT, ETC.
[C] - WHEN A NOTED CONDITION IS CORRECTED, ENTER THE DATE AND NATURE OF REPAIRS; OR OTHER REMEDIAL ACTION TAKEN THAT CORRECTED THE CONDITION.
[D] - LCO REQUIREMENT: LEVEL IN FIRE WATER TANK MUST BE ≥ 105,000 GALLONS (65%). IF NOT IMMEDIATELY NOTIFY FSM. COMPLETE THE SURVEILLANCE DATA SHEET FOR LCO 3.1.1, SURVEILLANCE REQUIREMENT 4.1.1.9, FORWARD THE COMPLETED SURVEILLANCE DATA SHEET TO THE FSM.

COMMENTS: (STATE AR NUMBER SUBMITTED TO CORRECT ABNORMAL CONDITION IF/WHEN KNOWN)

APPROVED FOR USE/DATE: Original Signatures on File

OPERATORS INITIALING THIS LOGSHEET SHALL COMPLETE THE FOLLOWING:

NAME (PRINT)	INITIALS	NAME (PRINT)	INITIALS	NAME (PRINT)	INITIALS
Original Signatures on File					

COPY

Facility Site Operations and Infrastructure Support Bldg Substation / UPS Round Sheet **RCRA** Date: 030314-030914

Location: 451, ELEC. EQUIP. RM. 116 CMR

		DAY	SUN	MON		TUES		WED		THURS		FRI		SAT		SUN	
		SHIFT	2	1	2	1	2	1	2	1	2	1	2	1	2	1	2
		REVIEWER		Original Signatures on File													
		FOT	C/O														
ITEM	**MIN**	**NORM**	**MAX**														
45P-SWG04/1 SUPPORT BUILDING SUBSTATION																	
NO ABNORMAL CONDITIONS [A]		SAT [B]		✓	✓	✓	✓	✓	✓	✓	✓	✓	✓	✓	✓	✓	✓
TR-15/1 XFMR HIGH TEMP (˚C)	RESET	MONDAY	170˚	60	60												
45P-UPS03/2 SUPPORT BUILDING UPS																	
NORMAL OPERATION LOAD ON UPS		[B]		1	1	1	1	1	1	1	1	1	1	1	1	1	1
AIR CONDITIONER NORMAL OPERATION		[B] [C]		✓	✓	✓	✓	✓	✓	✓	✓	✓	✓	✓	✓	✓	✓
ALTERNATE SOURCE AVAILABLE		[D]		✓	✓	✓	✓	✓	✓	✓	✓	✓	✓	✓	✓	✓	✓
TIME OF INSPECTION					1930	1931	0827	2100	0400	2018	0700	2015	0850	2113	0720	1933	0711	1915
EMERGENCY PHONE CHECK		[E]		✓		✓		✓		✓		✓		✓		✓ DJ 030814		✓

NOTES:
[A] - THE PRESENCE OF LEAKS, UNUSUAL ODORS, OR NOISES CONSTITUTES AN ABNORMAL CONDITION.
[B] - IF NORMAL CONDITIONS EXIST, ENTER A CHECK MARK; OTHERWISE NOTE EXISTING CONDITION.
[C] - LOW HUMIDITY ALARM IS NOT AN ABNORMAL CONDITION.
[D] - 45P-MCC04/3 CB-23 IS CLOSED
[E] - VERIFY EMERGENCY PHONE LINE HAS A DIAL TONE. IF NOT, CONTACT THE FSM.

COMMENTS: (1) Inverter Loss Alarm - AR1402085.

APPROVED FOR USE/DATE: Original Signatures on File

COPY

Facility Site Operations and Infrastructure Bldg 458 / 456 Round Sheet

Date: 030314-030914

Location:
458, GUARD & SECURITY BUILDING
456, PUMPHOUSE BUILDING

Original Signatures on File

ITEM	MIN	NORM	MAX	SUN	MON		TUES		WED		THURS		FRI		SAT		SUN	
DAY				SUN	MON		TUES		WED		THURS		FRI		SAT		SUN	
SHIFT				2	1	2	1	2	1	2	1	2	1	2	1	2	1	2
REVIEWER																		
FOT				C/O														
458, GUARD & SECURITY BUILDING																		
412 ODOR ABS MOD FILTER (PDI-07)			0.5	.02	.03													
412 ODOR ABS CHAR FILTER (PDI-08)			0.5	0	Ø													
412 ODOR ABS MOD FILTER (PDI-09)			0.5	.03	Ø													
403 AHU LOW FILTER (PDI-03)			0.5	STBY	STBY													
403 AHU MOD FILTER (PDI-04)			0.5	↓	↓													
456-CP-010-01 CONTROL PANEL																		
DOMESTIC WATER PRESS (PIC-01)	60	65	70	63 ②	62 ②	68	68	67	67	67	66	66	66	66	66	66	67	66
456-FIY-010-001 WATER FLOW METER																		
RAW WATER GALLONS	RESET MONDAY [A]			7500.79		35401.91												
DOMESTIC WATER GALLONS	RESET MONDAY [A]			45839.42		72932.57												
456-FM-045-001 SEWAGE FLOW METER																		
SEWAGE FLOW GALLONS		[B]	23,000	59600 ①		133400 ①		163800 ①		152200 ①		223800 ①		263800 ①		479[illegible]		507100 ①
HACH TEST KIT																		
COLORIMETER FREE CL2 (PPM)	0.7	[C]	1.2	1.15		1.19		1.1		.80		.70		.71		1.05		1.02

NOTES: [A] - RESET METER AFTER TAKING THE READING ON MONDAY SECOND SHIFT

[B] - REQUIRED FOR COMPLIANCE WITH NMED DISCHARGE PERMIT DP-831 -- IF MAX LIMIT OF 23,000 GPD IS EXCEEDED CONTACT FSM

[C] - ADJUST CHLORINE LEVELS BY EITHER ADDING WATER (CHLORINE ABOVE 1.2) OR ADDING CHLORINE (CHLORINE BELOW .7) TO MAINTAIN SPECIFICATIONS

COMMENTS: ① FSM notified
② 604A low discharge pressure: AR1402090

APPROVED FOR USE/DATE: Original Signatures on File

COPY

Facility Site Operations and Infrastructure Ventilation Fans Round Sheet

DATE: 030314-030914

Location: 413, EXHAUST FILTER BLDG. UVFS FANS				DAY	SUN	MON		TUES		WED		THURS		FRI		SAT		SUN	
				SHIFT	2	1	2	1	2	1	2	1	2	1	2	1	2	1	2
				REVIEWER	Original Signatures on File														
				FOT	C/O														
ITEM	MIN	NORM	MAX																
413-CP-056-01																			
CONTROL PANEL 860 FANS [A]		SAT [B]			1		1		1		1		1		1		1		1
413-CP-307-01B																			
CONTROL PANEL 700 FANS [A]		SAT [B]			2		2		2		2		2		2		2		2
413-CP-056-01C																			
860A U/G FILTRATION FAN (KSCFM)	[D]	[C] [D]	[D]		59 3	59 3	60 3	60 3	58 3	59 3	59 3	58 3	58 3	58 3	58 3	57 3	58 3	59 3	58 3
413-CP-056-01D																			
860B U/G FILTRATION FAN (KSCFM)	[D]	[C] [D]	[D]		Sec	sec	sec	sec	sec	SEC	sec	SEC	SEC	SEC	SEC	sec	sec	sec	SEC
413-CP-056-01E																			
860C U/G FILTRATION FAN (KSCFM)	[D]	[C] [D]	[D]		Sec	sec	sec	sec	sec	SEC	sec	SEC	SEC	SEC	SEC	sec	sec	sec	SEC
413-CP-307-01J																			
700A U/G VENTILATION FAN (KSCFM)	[D]	[D]	[D]		TAG 4	TAG 4	TAG 4	TAG 4	TAG 4	TAG 4	TAG 4	TAG 4	TAG 4	TAG 4	TAG 4	TAG 4	TAG 4	TAG 4	TAG 4
413-CP-307-01K																			
700B U/G VENTILATION FAN (KSCFM)	[D]	[D]	[D]		TAG 5	TAG 5	TAG 5	TAG 5	TAG 5	TAG 5	TAG 5	TAG 5	TAG 5	TAG 5	TAG 5	TAG 5	TAG 5	TAG 5	TAG 5
413-CP-307-01H																			
700C U/G VENTILATION FAN (KSCFM)	[D]	[D]	[D]		Sec 6	sec 6	sec 6	sec 6	sec 6	SEC 6	sec 6	SEC 6	SEC 6	sec 6	SEC 6	sec 6	SEC 6	sec 6	SEC 6

NOTES: [A] - CHECK THAT THE AUDIBLE ALARM SOUNDS AND THE ALARM LIGHTS ILLUMINATE. [B] - IF NORMAL CONDITIONS EXIST, ENTER A CHECK MARK; OTHERWISE NOTE EXISTING CONDITION. [C] - FLOW READINGS TAKEN AT STA. B), (NOTE: EFB HVAC FLOW INCLUDED IN STA. B READING). [D] - VENTILATION MODES (chart below)

NORMAL MODE (flow per fan l/S) -	MIN = 202	NORM = 212	MAX = 223	MBP MODE w/ 1-860/1-700 FANS (combined flow of all fans l/S) -	MIN = 200 MAX = 275
ALTERNATE MODE (flow per fan l/S) -	MIN = 247	NORM = 260	MAX = 273	MBP MODE w/ 1-860/2-700 FANS (combined flow of all fans l/S) -	MIN = 395 MAX = 425
MINIMUM MODE (flow per fan l/S) -	MIN = 57	NORM = 60	MAX = 63	MBP MODE w/ 2-860/1-700 FANS (combined flow of all fans l/S) -	MIN = 200 MAX = 275
REDUCED MODE (flow per fan l/S) -	MIN = 57	NORM = 60	MAX = 63	MBP MODE w/ 2-860/2-700 FANS (combined flow of all fans l/S) -	MIN = 395 MAX = 425
FILTRATION MODE (flow per fan l/S) -	MIN = 57	NORM = 60	MAX = 63		

COMMENTS: 1 Alarm OOS-AR1307583 3 Due to plant conditions the readings on this page taken from CMR from 022414 until further notice.
2 Alarm OOS-AR1307584 4 Out of spec-AR113257
5 Out of spec-AR113255 6 Out of spec-AR113256

APPROVED FOR USE/DATE: Original Signatures on File

Original Signatures on File

COPY

EA04AD3008-7-0
Rev. 1

Date: 030314-030914

Facility Site Operations and Infrastructure Seismic / Substation #7 / Duct / Fans Round Sheet

Location: BLDG. 413A, AREA SUB #7, & 41-B-700 A & B & C

DAY	SUN	MON		TUES		WED		THURS		FRI		SAT		SUN	
SHIFT	2	1	2	1	2	1	2	1	2	1	2	1	2	1	2
REVIEWER															
FOT	C/O														

Original Signatures on File

ITEM	MIN	NORM	MAX	SUN 2	MON 1	2	TUES 1	2	WED 1	2	THURS 1	2	FRI 1	2	SAT 1	2	SUN 1	2
(413A) SEISMIC PANEL 413A-SMP-004-001																		
413A-SMP-004-001 / POWER ON		ON [B]		1			1											
AREA SUBSTATION #7 AND TRANSFORMER																		
NO ABNORMAL CONDITIONS [A]		SAT [B]		1	1		1	2	3	3	3	3	3	3	3	3	3	3
XFMR LIQUID LEVEL	LOW	SAT [B]	HIGH	↓	↓													
XFMR PRESS (kPa)	-2.5		7.5															
XFMR WINDING HIGH TEMP (`C)	RESET MONDAY		105`															
XFMR LIQUID HIGH TEMP (`C)	RESET MONDAY		105`															
UVFS DUCTWORK (NEAR BYPASS DAMPERS)																		
UVFS CONDENSATE CONTAINER LEVEL		[B] [C]	80%	1	1		1	2	3	3	3	3	3	1	3	3	3	3
UVFS VENTILATION FAN OIL LEVELS																		
700A BRG OIL LEVELS	LOW	[B]	HIGH	1	1		2		2		2		2		3		3	
700B BRG OIL LEVELS	LOW	[B]	HIGH	↓	↓		↓		↓		↓		↓		↓		↓	
700C BRG OIL LEVELS	LOW	[B]	HIGH															

NOTES: [A] - THE PRESENCE OF LEAKS, UNUSUAL ODORS, OR NOISES CONSTITUTES AN ABNORMAL CONDITION.

[B] - IF NORMAL CONDITION EXISTS, ENTER A CHECK MARK; OTHERWISE NOTE EXISTING CONDITION.

[C] - WHEN CONTAINER IS 80% FULL, SUBMIT REQUEST FOR DISPOSAL (RFD)

COMMENTS: (1) Posted no access, seismic reading will be taken from CMR. (3) No Access

Original Signatures on File

(3) ~~(2)~~ No Access Readings will be taken in CMR

030614

APPROVED FOR USE/DATE: Original Signatures on File

EA04AD3008-4-0
Rev. 2

COPY

Facility Site Operations and Infrastructure Seismic / Substation #7 / Duct / Fans Round Sheet

Date: 12/30/13 - 1/5/14

Location: BLDG. 413A, AREA SUB #7, & 41-B-700 A & B & C		DAY	SUN	MON		TUES		WED		THURS		FRI		SAT		SUN	
		SHIFT	2	1	2	1	2	1	2	1	2	1	2	1	2	1	2
		REVIEWER															
		FOT	C/O														
ITEM	**MIN**	**NORM**	**MAX**														
(413A) SEISMIC PANEL 413A-SMP-004-001																	
413A-SMP-004-001 / POWER ON		ON [B]		✓		✓											
AREA SUBSTATION #7 AND TRANSFORMER																	
NO ABNORMAL CONDITIONS [A]		SAT [B]		✓	✓	✓	✓	✓	✓	✓	✓	✓	✓	✓	✓	✓	✓
XFMR LIQUID LEVEL	LOW	SAT [B]	HIGH	✓	✓												
XFMR PRESS (kPa)	-2.5		7.5	0	ø												
XFMR WINDING HIGH TEMP (`C)	RESET MONDAY		105`	50	50												
XFMR LIQUID HIGH TEMP (`C)	RESET MONDAY		105`	55	51												
UVFS DUCTWORK (NEAR BYPASS DAMPERS)																	
UVFS CONDENSATE CONTAINER LEVEL		[B] [C]	80%	✓	✓	✓	✓	✓	✓	✓	✓	✓	✓	✓	✓	✓	✓
UVFS VENTILATION FAN OIL LEVELS																	
700A BRG OIL LEVELS	LOW	[B]	HIGH	✓	✓		✓		✓		✓		✓		✓		✓
700B BRG OIL LEVELS	LOW	[B]	HIGH	✓	✓		✓		✓		✓		✓		✓		✓
700C BRG OIL LEVELS	LOW	[B]	HIGH	✓	✓		✓		✓		✓		✓		✓		✓

Original Signatures on File

NOTES: [A] - THE PRESENCE OF LEAKS, UNUSUAL ODORS, OR NOISES CONSTITUTES AN ABNORMAL CONDITION.

[B] - IF NORMAL CONDITION EXISTS, ENTER A CHECK MARK; OTHERWISE NOTE EXISTING CONDITION.

[C] - WHEN CONTAINER IS 80% FULL, SUBMIT REQUEST FOR DISPOSAL (RFD)

COMMENTS:

APPROVED FOR USE/DATE: Original Signatures on File

COPY

Facility Site Operations and Infrastructure Ventilation Fans Round Sheet

DATE: 12/30/13 - 1/5/14

Location: 413, EXHAUST FILTER BLDG. UVFS FANS		DAY		SUN	MON		TUES		WED		THURS		FRI		SAT		SUN	
		SHIFT		2	1	2	1	2	1	2	1	2	1	2	1	2	1	2
		REVIEWER			Original Signatures on File													
		FOT		C/O														
ITEM	MIN	NORM	MAX															
413-CP-056-01																		
CONTROL PANEL 860 FANS [A]		SAT [B]		1		1		1		1		1		1		1		1
413-CP-307-01B																		
CONTROL PANEL 700 FANS [A]		SAT [B]		2		2		2		2		2		2		2		2
413-CP-056-01C																		
860A U/G FILTRATION FAN (KSCFM)	[D]	[C] [D]	[D]	STBY	STBY	Stby	STBY	STBY	STBY	STBY	STBY	STBY	Stby	STBY	STBY	STBY	Stby	STBY
413-CP-056-01D																		
860B U/G FILTRATION FAN (KSCFM)	[D]	[C] [D]	[D]	SEC	sec	Sec	Sec	SEC	sec	SEC	Sec	sec	Sec	Sec	SEC	sec	Sec	SEC
413-CP-056-01E																		
860C U/G FILTRATION FAN (KSCFM)	[D]	[C] [D]	[D]	SEC	sec	Sec	Sec	SEC	sec	SEC	Sec	sec	Sec	Sec	SEC	sec	Sec	SEC
413-CP-307-01J																		
700A U/G VENTILATION FAN (KSCFM)	[D]	[D]	[D]	0 (3)	0 (3)	0 (3)	0 (3)	0 (3)	0 (3)	0 (3)	0 (3)	0 (3)	0 (3)	0 (3)	0 (3)	0 (3)	0 (3)	0 (3)
413-CP-307-01K																		
700B U/G VENTILATION FAN (KSCFM)	[D]	[D]	[D]	TAG (4)	TAG (4)	TAG (4)	TAG (4)	TAG (4)	TAG (4)	TAG (4)	TAG (4)	TAG (4)	TAG (4)	TAG (4)	TAG (4)	TAG (4)	TAG (4)	TAG (4)
413-CP-307-01H																		
700C U/G VENTILATION FAN (KSCFM)	[D]	[D]	[D]	219 (5)	222 (5)	216 (5)	0 (5)	0 (5)	0 (5)	0 (5)	0 (5)	0 (5)	216 (5)	0 (5)	208 (5)	0 (5)	215 (5)	0 (5)

NOTES: [A] - CHECK THAT THE AUDIBLE ALARM SOUNDS AND THE ALARM LIGHTS ILLUMINATE. [B] - IF NORMAL CONDITIONS EXIST, ENTER A CHECK MARK; OTHERWISE NOTE EXISTING CONDITION. [C] - FLOW READINGS TAKEN AT STA. B), (NOTE: EFB HVAC FLOW INCLUDED IN STA. B READING). [D] - VENTILATION MODES (chart below)

NORMAL MODE (flow per fan l/S) -	MIN = 202	NORM = 212	MAX = 223	MBP MODE w/ 1-860/1-700 FANS (combined flow of all fans l/S) - MIN = 200	MAX = 275
ALTERNATE MODE (flow per fan l/S) -	MIN = 247	NORM = 260	MAX = 273	MBP MODE w/ 1-860/2-700 FANS (combined flow of all fans l/S) - MIN = 395	MAX = 425
MINIMUM MODE (flow per fan l/S) -	MIN = 57	NORM = 60	MAX = 63	MBP MODE w/ 2-860/1-700 FANS (combined flow of all fans l/S) - MIN = 200	MAX = 275
REDUCED MODE (flow per fan l/S) -	MIN = 57	NORM = 60	MAX = 63	MBP MODE w/ 2-860/2-700 FANS (combined flow of all fans l/S) - MIN = 395	MAX = 425
FILTRATION MODE (flow per fan l/S) -	MIN = 57	NORM = 60	MAX = 63		

COMMENTS: (1) Alarm OOS (AR# 1307583) (3) Out of Spec (AR# 1113257) (5) Flow Cal i/p
(2) Alarm OOS (AR# 1307584) (4) Out of Spec (AR# 1113245)

APPROVED FOR USE/DATE: Original Signatures on File

COPY

Facility Site Operations and Infrastructure Bldg 458 / 456 Round Sheet

Date: 12/30/13 - 1/5/14

Location:	DAY	SUN	MON		TUES		WED		THURS		FRI		SAT		SUN	
458, GUARD & SECURITY BUILDING	SHIFT	2	1	2	1	2	1	2	1	2	1	2	1	2	1	2
456, PUMPHOUSE BUILDING	REVIEWER		Original Signatures on File													
	FOT	C/O														

ITEM	MIN	NORM	MAX	SUN	MON		TUES		WED		THURS		FRI		SAT		SUN	
458, GUARD & SECURITY BUILDING																		
412 ODOR ABS MOD FILTER (PDI-07)			0.5	STBY	STBY													
412 ODOR ABS CHAR FILTER (PDI-08)			0.5	↓	↓													
412 ODOR ABS MOD FILTER (PDI-09)			0.5		.02													
403 AHU LOW FILTER (PDI-03)			0.5		.20													
403 AHU MOD FILTER (PDI-04)			0.5	↓	STBY													
456-CP-010-01 CONTROL PANEL																		
DOMESTIC WATER PRESS (PIC-01)	60	65	70	66	66	66	65	64	66	67	66	66	66	66	66	66	65	65
456-FIY-010-001 WATER FLOW METER																		
RAW WATER GALLONS	RESET MONDAY [A]			120854		61028												
DOMESTIC WATER GALLONS	RESET MONDAY [A]			111403		88796												
456-FM-045-001 SEWAGE FLOW METER																		
SEWAGE FLOW GALLONS		[B]	23,000	558,00 (1)		55400 (1)		44900		66000 (1)		24200 (1)		38960 (1)		13100 (1)		11200 (1)
HACH TEST KIT																		
COLORIMETER FREE CL2 (PPM)	0.7	[C]	1.2	1.16		1.13		1.10		.95		.96		.95		.91		.90

NOTES: [A] - RESET METER AFTER TAKING THE READING ON MONDAY SECOND SHIFT

[B] - REQUIRED FOR COMPLIANCE WITH NMED DISCHARGE PERMIT DP-831 -- IF MAX LIMIT OF 23,000 GPD IS EXCEEDED CONTACT FSM

[C] - ADJUST CHLORINE LEVELS BY EITHER ADDING WATER (CHLORINE ABOVE 1.2) OR ADDING CHLORINE (CHLORINE BELOW .7) TO MAINTAIN SPECIFICATIONS

COMMENTS: (1) FSM Notify

APPROVED FOR USE/DATE: Original Signatures on File

COPY

Facility Site Operations and Infrastructure Domestic / Fire Water Round Sheet

RCRA /TSR

Date: 12/30/13 - 1/5/14

Location:	DAY	SUN	MON		TUES		WED		THURS		FRI		SAT		SUN	
	SHIFT	2	1	2	1	2	1	2	1	2	1	2	1	2	1	2
456, PUMPHOUSE BUILDING	REVIEWER															
	FOT	C/O														

Original Signatures on File

ITEM	MIN	NORM	MAX	SUN	MON		TUES		WED		THURS		FRI		SAT		SUN	
DOMESTIC WATER STORAGE TANKS																		
01A SOUTH WATER STG TNK LVL LI-01 (456-LT-006-001) [SR 4.1.1.9]	80%	[D]		98	98	98	97	96	94	97	97	96	98	98	98	97	97	96
01A VISUAL INSPECTION [A]		SAT[B][C]		✓	✓	✓	✓	✓	✓	✓	✓	✓	✓	✓	✓	✓	✓	✓
01B NORTH WATER STG TNK LVL LI-02 (456-LT-006-002)	60%			98	94	94	90	89	86	100	97	97	94	93	92	90	88	84
01B VISUAL INSPECTION [A]		SAT[B][C]		✓	✓	✓	✓	✓	✓	✓	✓	✓	✓	✓	✓	✓	✓	✓
TIME OF INSPECTION					0820	1952	0839	1930	0840	1900	0945	2110	0922	2004	0919	0801	1000	1950

NOTES: [A] - IF NORMAL CONDITIONS EXIST, AND THE INSPECTION IS SATISFACTORY, ENTER A CHECK MARK; OTHERWISE NOTE EXISTING CONDITION.
[B] - INSPECT FOR LEAKS, VISIBLE CORROSION, INSULATION INTACT, ETC.
[C] - WHEN A NOTED CONDITION IS CORRECTED, ENTER THE DATE AND NATURE OF REPAIRS; OR OTHER REMEDIAL ACTION TAKEN THAT CORRECTED THE CONDITION.
[D] - LCO REQUIREMENT: LEVEL IN FIRE WATER TANK MUST BE ≥ 105,000 GALLONS (65%). IF NOT IMMEDIATELY NOTIFY FSM. COMPLETE THE SURVEILLANCE DATA SHEET FOR LCO 3.1.1, SURVEILLANCE REQUIREMENT 4.1.1.9, FORWARD THE COMPLETED SURVEILLANCE DATA SHEET TO THE FSM.

COMMENTS: (STATE AR NUMBER SUBMITTED TO CORRECT ABNORMAL CONDITION IF/WHEN KNOWN)

APPROVED FOR USE/DATE: Original Signatures on File

OPERATORS INITIALING THIS LOGSHEET SHALL COMPLETE THE FOLLOWING:

NAME (PRINT)	INITIALS	NAME (PRINT)	INITIALS	NAME (PRINT)	INITIALS

Original Signatures on File

COPY

Facility Site Operations and Infrastructure Support Bldg Substation / UPS Round Sheet **RCRA** Date: 12/30/13 - 1/5/14

Location:		DAY		SUN	MON		TUES		WED		THURS		FRI		SAT		SUN	
		SHIFT		2	1	2	1	2	1	2	1	2	1	2	1	2	1	2
451, ELEC. EQUIP. RM. 116 CMR		REVIEWER			Original Signatures on File													
		FOT		C/O														
ITEM	**MIN**	**NORM**	**MAX**															
45P-SWG04/1 SUPPORT BUILDING SUBSTATION																		
NO ABNORMAL CONDITIONS [A]		SAT [B]		✓	✓	✓	✓	✓	✓	✓	✓	✓	✓	✓	✓	✓	✓	✓
TR-15/1 XFMR HIGH TEMP (°C)	RESET	MONDAY	170°	60	60													
45P-UPS03/2 SUPPORT BUILDING UPS																		
NORMAL OPERATION LOAD ON UPS		[B]		✓	✓	✓	✓	✓	✓	✓	✓	✓	✓	✓	✓	✓	✓	✓
AIR CONDITIONER NORMAL OPERATION		[B] [C]		✓	✓	✓	✓	✓	✓	✓	✓	✓	✓	✓	✓	✓	✓	✓
ALTERNATE SOURCE AVAILABLE		[D]		✓	✓	✓	✓	✓	✓	✓	✓	✓	✓	✓	✓	✓	✓	✓
TIME OF INSPECTION					✓	1907	0726	1900	0805	1904	0729	1940	0845	1908	0846	0711	0920	1930
EMERGENCY PHONE CHECK		[E]		✓		✓		✓		✓		✓		✓		✓		✓

NOTES: [A] - THE PRESENCE OF LEAKS, UNUSUAL ODORS, OR NOISES CONSTITUTES AN ABNORMAL CONDITION.

[B] - IF NORMAL CONDITIONS EXIST, ENTER A CHECK MARK; OTHERWISE NOTE EXISTING CONDITION.

[C] - LOW HUMIDITY ALARM IS NOT AN ABNORMAL CONDITION.

[D] - 45P-MCC04/3 CB-23 IS CLOSED

[E] - VERIFY EMERGENCY PHONE LINE HAS A DIAL TONE. IF NOT, CONTACT THE FSM.

COMMENTS:

APPROVED FOR USE/DATE: Original Signatures on File

COPY

Facility Site Operations and Infrastructure RH Room D/P and HVAC Panel Round Sheet

Date: 12/30/13 - 1/5/14

Location:			DAY		SUN	MON		TUES		WED		THURS		FRI		SAT		SUN	
COMPUTER STATIONS			SHIFT		2	1	2	1	2	1	2	1	2	1	2	1	2	1	2
CMR, FSM DESK, LOCAL			REVIEWER			Original Signatures on File													
411, WHB MECH EQUIP RM 200 & 208			FOT		C/O														
ITEM		MIN	NORM	MAX															
RH ROOM DPs																			
OPERATING GALLERY	PDD-01 "wc				-.14	-.10		-.1		-.10		-.1		-.09		-.09		-.10	
MANIP. REPAIR RM.	PDD-21A "wc				-.15	-.15		-.15		-.14		-.15		-.14		-.15		-.15	
FILTER GALLERY	PDD-21B "wc				-.09	-.09		-.09		-.09		-.09		-.09		-.09		-.09	
CASK LOADING RM.	PDD-21C "wc				-.18	-.20		-.2		-.20		-.19		-.20		-.20		-.19	
CASK TRANSFER CELL	PDD-21D "wc				-.19	-.23		-.23		-.23		-.22		-.23		-.23		-.23	
WASTE HOIST OPER RM	PDD-21G "wc				-.14	-.13		-.13		-.14		-.13		-.13		-.16		-.13	
SERVICE ROOM	PDD-21H "wc	-0.00		-0.15	-.14	-.15		-.15		-.15		-.14		-.14		-.15		-.14	
RH BAY	PDD-21F "wc	0.02		0.7	.05	.05		.06		.04		.04		.05		.03		.07	
HOT CELL	PDT-52 "wc	-0.04		-1.1	-.59	-.25		-.6		-.59		-.6		-.24		-.60		-.59	
HVAC CONTROL PANEL CHECKS																			
411-CP-051-10	(803/805 AHU/EXH FANS)		SAT [A]		✓	✓		✓		✓		✓		✓		✓		✓	
411-CP-051-11	(804/806 AHU/EXH FANS)		SAT [A]		✓	✓		✓		✓		✓		✓		✓		✓	
411-CP-051-12	(878 A/B EXH FANS)		SAT [A]		✓	✓		✓		✓		✓		✓		✓		✓	
411-CP-058-17	(807 AHU FAN)		SAT [A]		✓	✓		✓		✓		✓		✓		✓		✓	

NOTES: [A] - IF NORMAL CONDITIONS EXIST, ENTER A CHECK MARK; OTHERWISE NOTE EXISTING CONDITION.

COMMENTS:

APPROVED FOR USE/DATE: Original Signatures on File

COPY

Facility Site Operations and Infrastructure WHB CH Room D/P / HVAC / Air Dryer Round Sheet

Date: 12/30/13 - 1/5/14

Location:		DAY		SUN	MON		TUES		WED		THURS		FRI		SAT		SUN	
COMPUTER STATIONS		SHIFT		2	1	2	1	2	1	2	1	2	1	2	1	2	1	2
CMR, FSM DESK, LOCAL		REVIEWER			Original Signatures on File													
411, WHB MECH EQUIP RM 200 & 208		FOT		C/O														
ITEM	MIN	NORM	MAX															
WHB CH ROOM DPs																		
SHIELDED STORAGE RM PDD-026A "wc				-.10	-.11		-.09		-.11		-.12		-.11		-.10		-.11	
CH AREA ROOM 103 PDD-026B "wc	-0.02			-.09	-.09		-.09		-.11		-.11		-.11		-.09		-.11	
SITE GEN WASTE RM. PDD-026C "wc				-.03	-.03		Ø		-.03		-.04		-.02		-.02		-.04	
EQUIP DECON RM. . PDD-026D "wc				-.08	-.08		-.07		-.09		-.09		-.09		-.08		-.09	
OVERPACK & REPAIR RM PDD-026E "wc	-0.04			-.08	-.11		-.09		-.12		-.12		-.11		-.11		-.12	
CAGE LOADING ROOM PDD-006 "wc				.13	.11		.5		.22		.25		.27		.20		.23	
AIRLOCK ROOM 107 PDD-007 "wc				-.08	-.12		-.06		-.08		-.08		-.07		-.04		-.08	
HVAC CONTROL PANEL CHECKS																		
411-CP-052-15 (835/836 EXH FANS)		SAT [A]		✓	✓		✓		✓		✓		✓		✓		✓	
411-CP-063-16 (861/863 AHUS)		SAT [A]		✓	✓		✓		✓		✓		✓		✓		✓	
411-CP-052-14 (813/817 CH TRAIN)		SAT [A]		✓	✓		✓		✓		✓		✓		✓		✓	
411-CP-052-13 (812/816 CH TRAIN)		SAT [A]		✓	✓		✓		✓		✓		✓		✓		✓	
WASTE HANDLING BUILDING AIR DRYER																		
K-015 OUTLET (PSI)	95		135	(1)	(1)	(1)	(1)	(1)	(1)	(1)	(1)	(1)	(1)	(1)	(1)	(1)	(1)	(1)
K-015 AQUADEX INDICATOR		BLUE [A]		↓	↓	↓	↓	↓	↓	↓	↓	↓	↓	↓	↓	↓	↓	↓
K-015 AUTO BLOWDOWNS /TEST		SAT [A]																
K-015 DRYER MODE		AMLOC [A]		↓	(1)	↓	↓	↓	↓	↓	↓	↓	(1)	↓	(1)	↓	(1)	↓

NOTES: [A] - IF NORMAL CONDITIONS EXIST, ENTER A CHECK MARK; OTHERWISE NOTE EXISTING CONDITION.

COMMENTS: (1) Testing i/p

APPROVED FOR USE/DATE: Original Signatures on File

COPY

Attachment 4
Filter Differential Pressures
(See file on compact disc)

Preliminary Data from Central Monitoring System

Time	Bay Temp	Bay Hum	Bay Light	Bay Sound	Bay Motion	Bay CO2	Bay Occ
08:00	22.0	41.0	0.0	0.0	0.0	0.0	0.0
08:05	22.0	41.0	0.0	0.0	0.0	0.0	0.0
08:10	22.0	41.0	0.0	0.0	0.0	0.0	0.0
08:15	22.0	41.0	0.0	0.0	0.0	0.0	0.0
08:20	22.0	41.0	0.0	0.0	0.0	0.0	0.0
08:25	22.0	41.0	0.0	0.0	0.0	0.0	0.0
08:30	22.0	41.0	0.0	0.0	0.0	0.0	0.0
08:35	22.0	41.0	0.0	0.0	0.0	0.0	0.0
08:40	22.0	41.0	0.0	0.0	0.0	0.0	0.0
08:45	22.0	41.0	0.0	0.0	0.0	0.0	0.0
08:50	22.0	41.0	0.0	0.0	0.0	0.0	0.0
08:55	22.0	41.0	0.0	0.0	0.0	0.0	0.0
09:00	22.0	41.0	0.0	0.0	0.0	0.0	0.0
09:05	22.0	41.0	0.0	0.0	0.0	0.0	0.0
09:10	22.0	41.0	0.0	0.0	0.0	0.0	0.0
09:15	22.0	41.0	0.0	0.0	0.0	0.0	0.0
09:20	22.0	41.0	0.0	0.0	0.0	0.0	0.0
09:25	22.0	41.0	0.0	0.0	0.0	0.0	0.0
09:30	22.0	41.0	0.0	0.0	0.0	0.0	0.0
09:35	22.0	41.0	0.0	0.0	0.0	0.0	0.0
09:40	22.0	41.0	0.0	0.0	0.0	0.0	0.0
09:45	22.0	41.0	0.0	0.0	0.0	0.0	0.0
09:50	22.0	41.0	0.0	0.0	0.0	0.0	0.0
09:55	22.0	41.0	0.0	0.0	0.0	0.0	0.0
10:00	22.0	41.0	0.0	0.0	0.0	0.0	0.0
10:05	22.0	41.0	0.0	0.0	0.0	0.0	0.0
10:10	22.0	41.0	0.0	0.0	0.0	0.0	0.0
10:15	22.0	41.0	0.0	0.0	0.0	0.0	0.0
10:20	22.0	41.0	0.0	0.0	0.0	0.0	0.0
10:25	22.0	41.0	0.0	0.0	0.0	0.0	0.0
10:30	22.0	41.0	0.0	0.0	0.0	0.0	0.0
10:35	22.0	41.0	0.0	0.0	0.0	0.0	0.0
10:40	22.0	41.0	0.0	0.0	0.0	0.0	0.0
10:45	22.0	41.0	0.0	0.0	0.0	0.0	0.0
10:50	22.0	41.0	0.0	0.0	0.0	0.0	0.0
10:55	22.0	41.0	0.0	0.0	0.0	0.0	0.0
11:00	22.0	41.0	0.0	0.0	0.0	0.0	0.0
11:05	22.0	41.0	0.0	0.0	0.0	0.0	0.0
11:10	22.0	41.0	0.0	0.0	0.0	0.0	0.0
11:15	22.0	41.0	0.0	0.0	0.0	0.0	0.0
11:20	22.0	41.0	0.0	0.0	0.0	0.0	0.0
11:25	22.0	41.0	0.0	0.0	0.0	0.0	0.0
11:30	22.0	41.0	0.0	0.0	0.0	0.0	0.0
11:35	22.0	41.0	0.0	0.0	0.0	0.0	0.0
11:40	22.0	41.0	0.0	0.0	0.0	0.0	0.0
11:45	22.0	41.0	0.0	0.0	0.0	0.0	0.0
11:50	22.0	41.0	0.0	0.0	0.0	0.0	0.0
11:55	22.0	41.0	0.0	0.0	0.0	0.0	0.0
12:00	22.0	41.0	0.0	0.0	0.0	0.0	0.0
12:05	22.0	41.0	0.0	0.0	0.0	0.0	0.0
12:10	22.0	41.0	0.0	0.0	0.0	0.0	0.0
12:15	22.0	41.0	0.0	0.0	0.0	0.0	0.0
12:20	22.0	41.0	0.0	0.0	0.0	0.0	0.0
12:25	22.0	41.0	0.0	0.0	0.0	0.0	0.0
12:30	22.0	41.0	0.0	0.0	0.0	0.0	0.0
12:35	22.0	41.0	0.0	0.0	0.0	0.0	0.0
12:40	22.0	41.0	0.0	0.0	0.0	0.0	0.0
12:45	22.0	41.0	0.0	0.0	0.0	0.0	0.0
12:50	22.0	41.0	0.0	0.0	0.0	0.0	0.0
12:55	22.0	41.0	0.0	0.0	0.0	0.0	0.0
13:00	22.0	41.0	0.0	0.0	0.0	0.0	0.0
13:05	22.0	41.0	0.0	0.0	0.0	0.0	0.0
13:10	22.0	41.0	0.0	0.0	0.0	0.0	0.0
13:15	22.0	41.0	0.0	0.0	0.0	0.0	0.0
13:20	22.0	41.0	0.0	0.0	0.0	0.0	0.0
13:25	22.0	41.0	0.0	0.0	0.0	0.0	0.0
13:30	22.0	41.0	0.0	0.0	0.0	0.0	0.0
13:35	22.0	41.0	0.0	0.0	0.0	0.0	0.0
13:40	22.0	41.0	0.0	0.0	0.0	0.0	0.0
13:45	22.0	41.0	0.0	0.0	0.0	0.0	0.0
13:50	22.0	41.0	0.0	0.0	0.0	0.0	0.0
13:55	22.0	41.0	0.0	0.0	0.0	0.0	0.0
14:00	22.0	41.0	0.0	0.0	0.0	0.0	0.0
14:05	22.0	41.0	0.0	0.0	0.0	0.0	0.0
14:10	22.0	41.0	0.0	0.0	0.0	0.0	0.0
14:15	22.0	41.0	0.0	0.0	0.0	0.0	0.0
14:20	22.0	41.0	0.0	0.0	0.0	0.0	0.0
14:25	22.0	41.0	0.0	0.0	0.0	0.0	0.0
14:30	22.0	41.0	0.0	0.0	0.0	0.0	0.0
14:35	22.0	41.0	0.0	0.0	0.0	0.0	0.0
14:40	22.0	41.0	0.0	0.0	0.0	0.0	0.0
14:45	22.0	41.0	0.0	0.0	0.0	0.0	0.0
14:50	22.0	41.0	0.0	0.0	0.0	0.0	0.0
14:55	22.0	41.0	0.0	0.0	0.0	0.0	0.0
15:00	22.0	41.0	0.0	0.0	0.0	0.0	0.0
15:05	22.0	41.0	0.0	0.0	0.0	0.0	0.0
15:10	22.0	41.0	0.0	0.0	0.0	0.0	0.0
15:15	22.0	41.0	0.0	0.0	0.0	0.0	0.0
15:20	22.0	41.0	0.0	0.0	0.0	0.0	0.0
15:25	22.0	41.0	0.0	0.0	0.0	0.0	0.0
15:30	22.0	41.0	0.0	0.0	0.0	0.0	0.0
15:35	22.0	41.0	0.0	0.0	0.0	0.0	0.0
15:40	22.0	41.0	0.0	0.0	0.0	0.0	0.0
15:45	22.0	41.0	0.0	0.0	0.0	0.0	0.0
15:50	22.0	41.0	0.0	0.0	0.0	0.0	0.0
15:55	22.0	41.0	0.0	0.0	0.0	0.0	0.0
16:00	22.0	41.0	0.0	0.0	0.0	0.0	0.0
16:05	22.0	41.0	0.0	0.0	0.0	0.0	0.0
16:10	22.0	41.0	0.0	0.0	0.0	0.0	0.0
16:15	22.0	41.0	0.0	0.0	0.0	0.0	0.0
16:20	22.0	41.0	0.0	0.0	0.0	0.0	0.0
16:25	22.0	41.0	0.0	0.0	0.0	0.0	0.0
16:30	22.0	41.0	0.0	0.0	0.0	0.0	0.0
16:35	22.0	41.0	0.0	0.0	0.0	0.0	0.0
16:40	22.0	41.0	0.0	0.0	0.0	0.0	0.0
16:45	22.0	41.0	0.0	0.0	0.0	0.0	0.0
16:50	22.0	41.0	0.0	0.0	0.0	0.0	0.0
16:55	22.0	41.0	0.0	0.0	0.0	0.0	0.0
17:00	22.0	41.0	0.0	0.0	0.0	0.0	0.0
17:05	22.0	41.0	0.0	0.0	0.0	0.0	0.0
17:10	22.0	41.0	0.0	0.0	0.0	0.0	0.0
17:15	22.0	41.0	0.0	0.0	0.0	0.0	0.0
17:20	22.0	41.0	0.0	0.0	0.0	0.0	0.0
17:25	22.0	41.0	0.0	0.0	0.0	0.0	0.0
17:30	22.0	41.0	0.0	0.0	0.0	0.0	0.0
17:35	22.0	41.0	0.0	0.0	0.0	0.0	0.0
17:40	22.0	41.0	0.0	0.0	0.0	0.0	0.0
17:45	22.0	41.0	0.0	0.0	0.0	0.0	0.0
17:50	22.0	41.0	0.0	0.0	0.0	0.0	0.0
17:55	22.0	41.0	0.0	0.0	0.0	0.0	0.0
18:00	22.0	41.0	0.0	0.0	0.0	0.0	0.0
18:05	22.0	41.0	0.0	0.0	0.0	0.0	0.0
18:10	22.0	41.0	0.0	0.0	0.0	0.0	0.0
18:15	22.0	41.0	0.0	0.0	0.0	0.0	0.0
18:20	22.0	41.0	0.0	0.0	0.0	0.0	0.0
18:25	22.0	41.0	0.0	0.0	0.0	0.0	0.0
18:30	22.0	41.0	0.0	0.0	0.0	0.0	0.0
18:35	22.0	41.0	0.0	0.0	0.0	0.0	0.0
18:40	22.0	41.0	0.0	0.0	0.0	0.0	0.0
18:45	22.0	41.0	0.0	0.0	0.0	0.0	0.0
18:50	22.0	41.0	0.0	0.0	0.0	0.0	0.0
18:55	22.0	41.0	0.0	0.0	0.0	0.0	0.0
19:00	22.0	41.0	0.0	0.0	0.0	0.0	0.0
19:05	22.0	41.0	0.0	0.0	0.0	0.0	0.0
19:10	22.0	41.0	0.0	0.0	0.0	0.0	0.0
19:15	22.0	41.0	0.0	0.0	0.0	0.0	0.0
19:20	22.0	41.0	0.0	0.0	0.0	0.0	0.0
19:25	22.0	41.0	0.0	0.0	0.0	0.0	0.0
19:30	22.0	41.0	0.0	0.0	0.0	0.0	0.0
19:35	22.0	41.0	0.0	0.0	0.0	0.0	0.0
19:40	22.0	41.0	0.0	0.0	0.0	0.0	0.0
19:45	22.0	41.0	0.0	0.0	0.0	0.0	0.0
19:50	22.0	41.0	0.0	0.0	0.0	0.0	0.0
19:55	22.0	41.0	0.0	0.0	0.0	0.0	0.0
20:00	22.0	41.0	0.0	0.0	0.0	0.0	0.0
20:05	22.0	41.0	0.0	0.0	0.0	0.0	0.0
20:10	22.0	41.0	0.0	0.0	0.0	0.0	0.0
20:15	22.0	41.0	0.0	0.0	0.0	0.0	0.0
20:20	22.0	41.0	0.0	0.0	0.0	0.0	0.0
20:25	22.0	41.0	0.0	0.0	0.0	0.0	0.0
20:30	22.0	41.0	0.0	0.0	0.0	0.0	0.0
20:35	22.0	41.0	0.0	0.0	0.0	0.0	0.0
20:40	22.0	41.0	0.0	0.0	0.0	0.0	0.0
20:45	22.0	41.0	0.0	0.0	0.0	0.0	0.0
20:50	22.0	41.0	0.0	0.0	0.0	0.0	0.0
20:55	22.0	41.0	0.0	0.0	0.0	0.0	0.0
21:00	22.0	41.0	0.0	0.0	0.0	0.0	0.0
21:05	22.0	41.0	0.0	0.0	0.0	0.0	0.0
21:10	22.0	41.0	0.0	0.0	0.0	0.0	0.0
21:15	22.0	41.0	0.0	0.0	0.0	0.0	0.0
21:20	22.0	41.0	0.0	0.0	0.0	0.0	0.0
21:25	22.0	41.0	0.0	0.0	0.0	0.0	0.0
21:30	22.0	41.0	0.0	0.0	0.0	0.0	0.0
21:35	22.0	41.0	0.0	0.0	0.0	0.0	0.0
21:40	22.0	41.0	0.0	0.0	0.0	0.0	0.0
21:45	22.0	41.0	0.0	0.0	0.0	0.0	0.0
21:50	22.0	41.0	0.0	0.0	0.0	0.0	0.0
21:55	22.0	41.0	0.0	0.0	0.0	0.0	0.0
22:00	22.0	41.0	0.0	0.0	0.0	0.0	0.0
22:05	22.0	41.0	0.0	0.0	0.0	0.0	0.0
22:10	22.0	41.0	0.0	0.0	0.0	0.0	0.0
22:15	22.0	41.0	0.0	0.0	0.0	0.0	0.0
22:20	22.0	41.0	0.0	0.0	0.0	0.0	0.0
22:25	22.0	41.0	0.0	0.0	0.0	0.0	0.0
22:30	22.0	41.0	0.0	0.0	0.0	0.0	0.0
22:35	22.0	41.0	0.0	0.0	0.0	0.0	0.0
22:40	22.0	41.0	0.0	0.0	0.0	0.0	0.0
22:45	22.0	41.0	0.0	0.0	0.0	0.0	0.0
22:50	22.0	41.0	0.0	0.0	0.0	0.0	0.0
22:55	22.0	41.0	0.0	0.0	0.0	0.0	0.0
23:00	22.0	41.0	0.0	0.0	0.0	0.0	0.0
23:05	22.0	41.0	0.0	0.0	0.0	0.0	0.0
23:10	22.0	41.0	0.0	0.0	0.0	0.0	0.0
23:15	22.0	41.0	0.0	0.0	0.0	0.0	0.0
23:20	22.0	41.0	0.0	0.0	0.0	0.0	0.0
23:25	22.0	41.0	0.0	0.0	0.0	0.0	0.0
23:30	22.0	41.0	0.0	0.0	0.0	0.0	0.0
23:35	22.0	41.0	0.0	0.0	0.0	0.0	0.0
23:40	22.0	41.0	0.0	0.0	0.0	0.0	0.0
23:45	22.0	41.0	0.0	0.0	0.0	0.0	0.0
23:50	22.0	41.0	0.0	0.0	0.0	0.0	0.0
23:55	22.0	41.0	0.0	0.0	0.0	0.0	0.0



Attachment 5

Environmental Monitoring

(See files on compact disc)

VOC Monitoring (*no data available as of March 9, 2014*)

Radiological Monitoring

Meteorological Monitoring

Soil Monitoring *(no data available as of March 9, 2014. Carlsbad Low Volume Sampling Site is not a soil sampling location)*

Surface Water Monitoring *(no data available as of March 9, 2014)*

Vegetation Sampling *(no data available as of March 9, 2014)*

Location of Sampling Sites

Locations: Low Volume Air Sampling, Soil Sampling, Vegetation, and Meteorological Monitoring

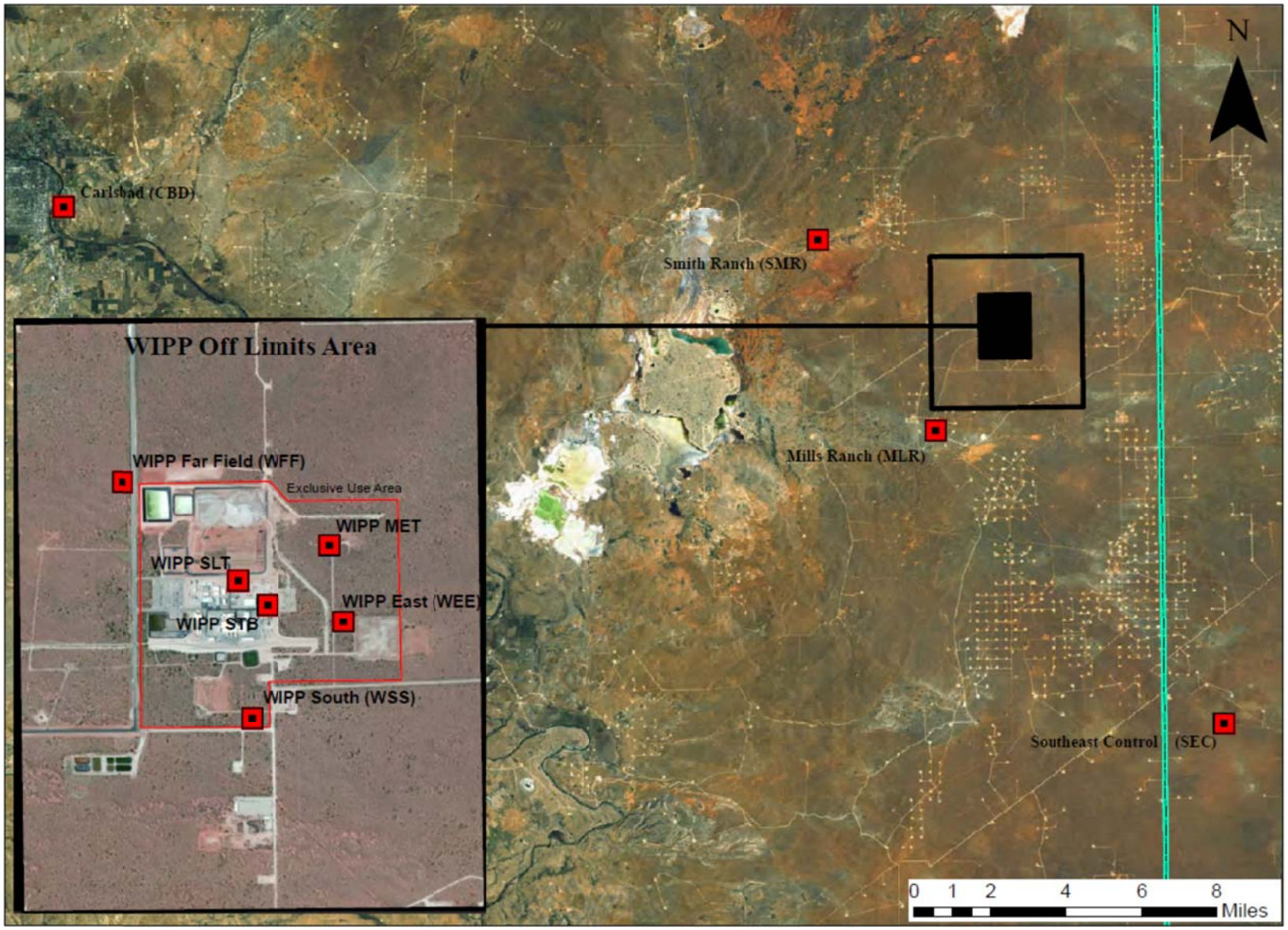

VOC Sampling Locations

Surface Water Sample Locations

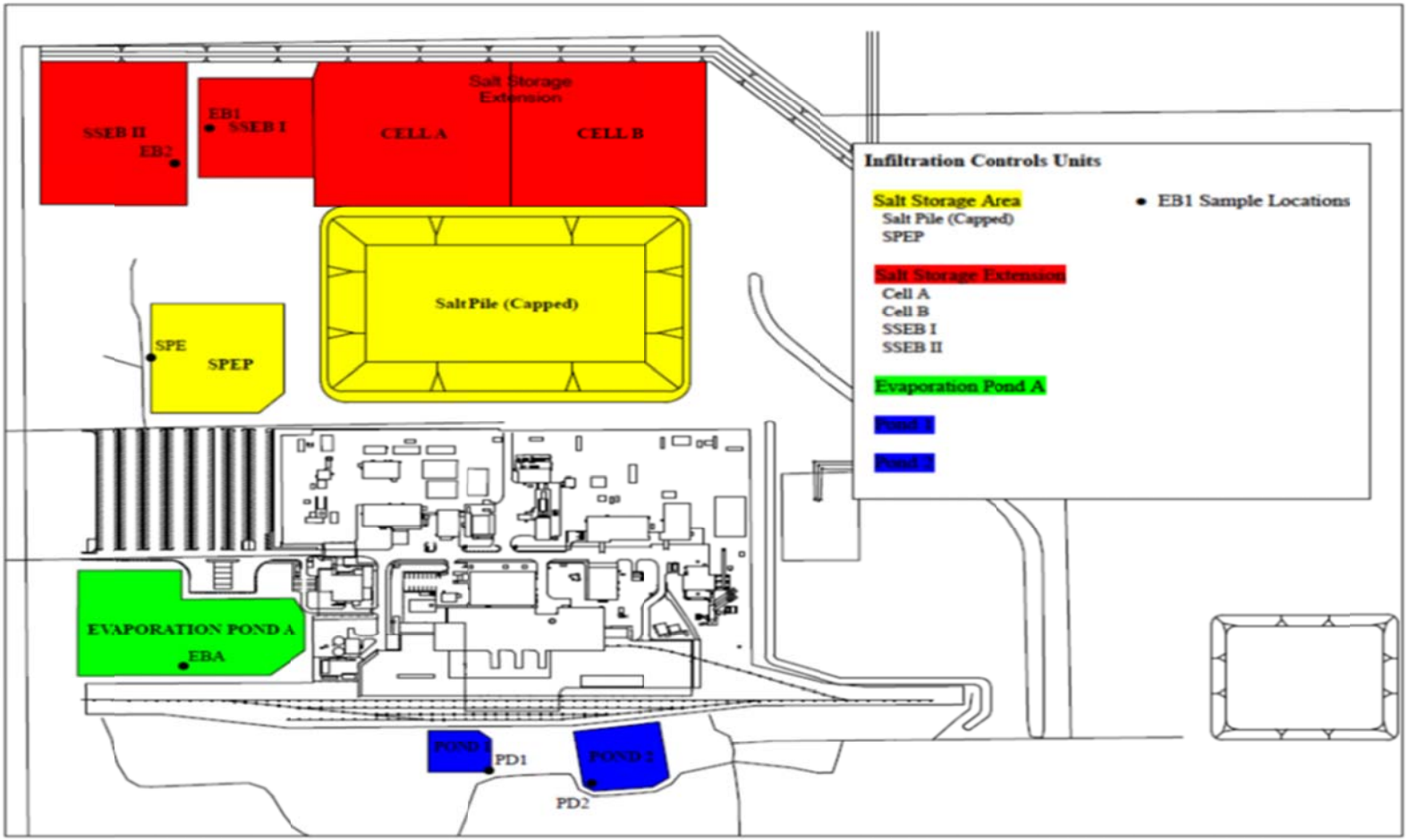

Environmental Air Filter Status

March 9, 2014

Location	Sample ID Number	Filter Installation Date	Filter Removal Date	Filter Operating Time (min)	Air Flow Volume (ft^3)	Air Flow Volume (m^3)	Sample to WIPP Lab	ISOLO Spectrum Analyzer Gross α / β Preliminary DPM / Gross α / β Final DPM	WIPP Labs Gross α DPM	Samples Results from WIPP Labs for Gross Alpha / Samples Results for Radiochemistry	WIPP Labs Radiochemistry: WIPP Labs Data Am-241 (pCi/sample)	WIPP Labs Data Am-241 (Bq/m^3)	WIPP Labs Data Am-241 (dpm/sample)	WIPP Labs Data Pu-238 (pCi/sample)	WIPP Labs Data Pu-238 (Bq/m^3)	WIPP Labs Data Pu-238 (dpm/sample)	WIPP Labs Data Pu-239/240 (pCi/sample)	WIPP Labs Data Pu-239/240 (Bq/m^3)	WIPP Labs Data Pu-239/240 (dpm/sample)
WIPP Far Field (WFF)*	AL-WFF-20140212-1.1	2/11/2014	2/15/2014	916	1816.43	51.44	2/19/2014	---	---	2/20/2014	2.20E+01	1.58E-02	4.88E+01	-1.50E-03	-1.08E-06	-3.34E-03	1.65E+00	1.19E-03	3.67E+00
								36			2.20E01 +/- 2.37E00	1.58E-02 +/- 1.71E-03	4.88E01 +/- 5.27E00	-1.50E-03 +/- 7.30E-02	-1.08E-06 +/- 5.25E-05	-3.34E-03 +/- 1.62E-01	1.65E00 +/- 5.95E-01	1.19E-03 +/- 4.28E-04	3.67E00 +/- 1.32E00
WIPP Far Field (WFF)	AL-WFF-20140219-1.1	2/15/2014	2/18/2014	4306	*8568.94*	*242.65*	2/20/2014	---	---	3/5/2014	1.22E-01	1.85E-05	2.70E-01	9.19E-04	1.40E-07	2.04E-03	4.50E-03	6.87E-07	1.00E-02
								2.4			1.22E-01 +/- 3.18E-02	1.85E-05 +/- 4.84E-06	2.70E-01 +/- 7.05E-02	9.19E-04 +/- 5.09E-03	1.40E-07 +/- 7.76E-07	2.04E-03 +/- 1.13E-02	4.50E-03 +/- 7.07E-03	6.87E-07 +/- 1.08E-06	1.00E-02 +/- 1.57E-02
WIPP East (WEE)*	AL-WEE-20140212-1.1	2/11/2014	2/17/2014	3783	7376.85	208.89	2/20/2014	7.29	---	3/5/2014	2.58E-01	4.57E-05	5.73E-01	4.40E-04	7.79E-08	9.76E-04	1.39E-02	2.46E-06	3.08E-02
								4.4			2.58E-01 +/- 4.07E-02	4.57E-05 +/- 7.20E-06	5.73E-01 +/- 9.03E-02	4.40E-04 +/- 3.60E-03	7.79E-08 +/- 6.37E-07	9.76E-04 +/- 7.99E-03	1.39E-02 +/- 9.55E-03	2.46E-06 +/- 1.69E-06	3.08E-02 +/- 2.12E-02
WIPP South (WSS)*	AL-WSS-20140212-1.1	2/11/2014	2/17/2014	3754	7339.07	207.82	2/20/2014	7.47	---	3/5/2014	6.35E-02	1.13E-05	1.41E-01	-9.68E-04	-1.72E-07	-2.15E-03	5.77E-03	1.03E-06	1.28E-02
								3.7			6.35E-02 +/- 2.20E-02	1.13E-05 +/- 3.91E-06	1.41E-01 +/- 4.88E-02	-9.68E-04 +/- 2.33E-03	-1.72E-07 +/- 4.15E-07	-2.15E-03 +/- 5.18E-03	5.77E-03 +/- 6.53E-03	1.03E-06 +/- 1.16E-06	1.28E-02 +/- 1.45E-02
Mills Ranch (MLR)*	AL-MLR-20140212-1.1	2/11/2014	2/18/2014	4950	9504.00	269.12	2/20/2014	---	---	3/5/2014	7.07E-03	9.72E-07	1.57E-02	1.28E-03	1.76E-07	2.84E-03	1.16E-03	1.60E-07	2.58E-03
								2.7			7.07E-03 +/- 1.04E-02	9.72E-07 +/- 1.43E-06	1.57E-02 +/- 2.31E-02	1.28E-03 +/- 6.26E-03	1.76E-07 +/- 8.61E-07	2.84E-03 +/- 1.39E-02	1.16E-03 +/- 5.77E-03	1.60E-07 +/- 7.93E-07	2.58E-03 +/- 1.28E-02
Smith Ranch (SMR)*	AL-SMR-20140212-1.1	2/11/2014	2/18/2014	4907	9568.65	270.95	2/20/2014	---	---	3/5/2014	1.10E-01	1.50E-05	2.44E-01	-1.14E-03	-1.55E-07	-2.52E-03	6.22E-03	8.49E-07	1.38E-02
								4.2			1.10E-01 +/- 2.84E-02	1.50E-05 +/- 3.88E-06	2.44E-01 +/- 6.31E-02	-1.14E-03 +/- 1.18E-02	-1.55E-07 +/- 1.61E-06	-2.52E-03 +/- 2.62E-02	6.22E-03 +/- 9.14E-03	8.49E-07 +/- 1.25E-06	1.38E-02 +/- 2.03E-02
Carlsbad (CBD)*	AL-CBD-20140212-1.1	2/11/2014	2/18/2014	4864	9290.24	263.07	2/20/2014	---	---	3/5/2014	1.00E-02	1.41E-06	2.23E-02	-4.26E-03	-5.99E-07	-9.45E-03	2.74E-04	3.86E-08	6.09E-04
								1.6			1.00E-02 +/- 1.22E-02	1.41E-06 +/- 1.71E-06	2.23E-02 +/- 2.70E-02	-4.26E-03 +/- 7.48E-03	-5.99E-07 +/- 1.05E-06	-9.45E-03 +/- 1.66E-02	2.74E-04 +/- 5.77E-03	3.86E-08 +/- 8.11E-07	6.09E-04 +/- 1.28E-02
South East Control (SEC)*	AL-SEC-20140212-1.2	2/11/2014	2/18/2014	4978	9408.42	266.42	2/20/2014	---	---	3/5/2014	1.33E-02	1.85E-06	2.95E-02	6.08E-03	8.45E-07	1.35E-02	-1.48E-03	-2.06E-07	-3.29E-03
								1.3			1.33E-02 +/- 1.30E-02	1.85E-06 +/- 1.80E-06	2.95E-02 +/- 2.88E-02	6.08E-03 +/- 1.11E-02	8.45E-07 +/- 1.54E-06	1.35E-02 +/- 2.46E-02	-1.48E-03 +/- 3.79E-03	-2.06E-07 +/- 5.26E-07	-3.29E-03 +/- 8.41E-03
South East Control (SEC) Co-located sample*	AL-SEC-20140212-2.2	2/11/2014	2/18/2014	4987	9575.04	271.13	2/20/2014	---	---	3/5/2014	9.55E-03	1.30E-06	2.12E-02	-1.14E-03	-1.55E-07	-2.52E-03	5.14E-03	7.01E-07	1.14E-02
								1.5			9.55E-03 +/- 1.16E-02	1.30E-06 +/- 1.58E-06	2.12E-02 +/- 2.57E-02	-1.14E-03 +/- 8.29E-03	-1.55E-07 +/- 1.13E-06	-2.52E-03 +/- 1.84E-02	5.14E-03 +/- 9.10E-03	7.01E-07 +/- 1.24E-06	1.14E-02 +/- 2.02E-02
WIPP Far Field (WFF)	AL-WFF-20140219-1.1	2/18/2014	2/26/2014	11195	23063.62	653.09	3/8/2014	---	1.89	3/9/2014									

WIPP East (WEE)	AL-WEE-20140219-1.1	2/17/2014	2/26/2014	12658	26079.42	738.49	3/8/2014	---	2.48	3/9/2014									

WIPP South (WSS)	AL-WSS-20140219-1.1	2/17/2014	2/26/2014	12702	25797.08	730.49	3/8/2014	---	2.23	3/9/2014									

Mills Ranch (MLR)	AL-MLR-20140219-1.1	2/18/2014	2/26/2014	11528	23871.09	675.95	3/8/2014	---	2.57	3/9/2014									

Carlsbad (CBD)	AL-CBD-20140219-1.1	2/18/2014	2/26/2014	11800	22389.46	634.00	3/8/2014	---	2.23	3/9/2014									

Smith Ranch (SMR)	AL-SMR-20140219-1.1	2/18/2014	2/26/2014	11722	23447.84	663.97	3/8/2014	---	1.12	3/9/2014									

South East Control	AL-SEC-20140219-1.2	2/18/2014	2/26/2014	11520	23858.66	675.60	3/8/2014	---	2.66	3/9/2014									

South East Control (SEC) Co-located sample	AL-SEC-20140219-2.2	2/18/2014	2/26/2014	11518	22706.06	642.96	3/8/2014	---	1.38	3/9/2014									

WIPP Far Field (WFF)	AL-WFF-20140226-1.1	2/26/2014	3/4/2014	8585	16828.46	476.53	3/8/2014	---		3/9/2014									

WIPP East (WEE)	AL-WEE-20140226-1.1	2/26/2014	3/4/2014	8582	16914.31	478.96	3/8/2014	---		3/9/2014									

WIPP South (WSS)	AL-WSS-20140226-1.1	2/26/2014	3/4/2014	8589	16754.30	474.43	3/8/2014	---		3/9/2014									

Mills Ranch (MLR)	AL-MLR-20140226-1.1	2/26/2014	3/4/2014	8581	16816.70	476.20	3/8/2014	---		3/9/2014									

Carlsbad (CBD)	AL-CBD-20140226-1.1	2/26/2014	3/4/2014	8469	16605.03	470.20	3/8/2014	---		3/9/2014									

Smith Ranch (SMR)	AL-SMR-20140226-1.1	2/26/2014	3/4/2014	8644	17032.51	482.31	3/8/2014	---		3/9/2014									

South East Control	AL-SEC-20140226-1.2	2/26/2014	3/4/2014	8581	16828.46	476.53	3/8/2014	---		3/9/2014									

Environmental Air Filter Status

March 9, 2014

Location	Sample ID Number	Filter Installation Date	Filter Removal Date	Filter Operating Time (min)	Air Flow Volume (ft^3)	Air Flow Volume (m^3)	Sample to WIPP Lab	ISOLO Spectrum Analyzer Gross α / β Preliminary DPM / Gross α / β Final DPM	WIPP Labs Gross α DPM	Samples Results from WIPP Labs for Gross Alpha / Samples Results for Radiochemistry	WIPP Labs Radiochemistry: WIPP Labs Data Am-241 (pCi/sample)	WIPP Labs Data Am-241 (Bq/m^3)	WIPP Labs Data Am-241 (dpm/sample)	WIPP Labs Data Pu-238 (pCi/sample)	WIPP Labs Data Pu-238 (Bq/m^3)	WIPP Labs Data Pu-238 (dpm/sample)	WIPP Labs Data Pu-239/240 (pCi/sample)	WIPP Labs Data Pu-239/240 (Bq/m^3)	WIPP Labs Data Pu-239/240 (dpm/sample)
South East Control (SEC) Co-located sample	AL-SEC-20140226-2.2	2/26/2014	3/4/2014	8580	17000.16	481.39	3/8/2014	---		3/9/2014									

WIPP Far Field (WFF)	AL-WFF-20140304-1.1	3/4/2014	3/11/2014					---											

WIPP East (WEE)	AL-WEE-20140304-1.1	3/4/2014	3/11/2014					---											

WIPP South (WSS)	AL-WSS-20140304-1.1	3/4/2014	3/11/2014					---											

Mills Ranch (MLR)	AL-MLR-20140304-1.1	3/4/2014	3/11/2014					---											

Carlsbad (CBD)	AL-CBD-20140304-1.1	3/4/2014	3/11/2014					---											

Smith Ranch (SMR)	AL-SMR-20140304-1.1	3/4/2014	3/11/2014					---											

South East Control	AL-SEC-20140304-1.2	3/4/2014	3/11/2014					---											

South East Control (SEC) Co-located sample	AL-SEC-20140304-2.2	3/4/2014	3/11/2014					---											

Met Tower (MET)†	AL-MET-20140304-1.1	3/4/2014	3/11/2014					---											

Salt Shaft (SLT)†	AL-SLT-20140304-1.1	3/4/2014	3/11/2014					---											

Station B - Environmental (STB)†	AL-STB-20140304-1.1	3/4/2014	3/11/2014					---											
								---											

* Filter volumes based on an adjusted filter installation date. This date was changed from the actual filter installation date to the date of the release which occurred at 23:30 hours on 2/14/14.

† This sampling location was initiated on March 4, 2014.

Environmental Surface Water Status

March 9, 2014

Location	Sample ID Number	Sample Date	Lab Submittal Date	WIPP Labs Radiochemistry						
				Data Received from WIPP Labs	Am-241 (dpm/L)		Pu-238 (dpm/L)		Pu-239/240 (dpm/L)	
					Value	2s	Value	2s	Value	2s
Evaporation Basin A	WS-EBA-20140219-1.2	2/19/2014	2/19/2014	Expected 3/11/2014						
Evaporation Basin A	WS-EBA-20140219-2.2	2/19/2014	2/19/2014	Expected 3/11/2014						
Salt Pile Evaporation Pond	WS-SPE-20140219-1.1	2/19/2014	2/19/2014	Expected 3/11/2014						
Salt Storage Extension Basin I	WS-EB1-20140219-1.1	2/19/2014	2/19/2014	Expected 3/11/2014						
Salt Storage Extension II	WS-EB2-20140219-1.1	2/19/2014	2/19/2014	Expected 3/11/2014						
SWIC Pond 1	WS-PD1-20140219-1.1	2/19/2014	2/19/2014	Expected 3/11/2014						
SWIC Pond 2	WS-PD2-20140219-1.1	2/19/2014	2/19/2014	Expected 3/11/2014						
Blank	WS-BLK-20140219-1.1	2/19/2014	2/19/2014	Expected 3/11/2014						
Sample of Opportunity	WS-SOO-20140302-1.2	3/2/2014	3/2/2014	Expected 3/11/2014						
Sample of Opportunity	WS-SOO-20140302-2.2	3/2/2014	3/2/2014	Expected 3/11/2014						
Blank	WS-BLK-20140302-1.1	3/2/2014	3/2/2014	Expected 3/11/2014						

Environmental Soil Sample Status

March 9, 2014

Location/Depth	Sample ID Number	Sample Date	Lab Submittal Date	WIPP Labs Radiochemistry						
				Data Received from WIPP Labs	Am-241 (dpm/g)		Pu-238 (dpm/g)		Pu-239/240 (dpm/g)	
					Value	2s	Value	2s	Value	2s
Far Field Surface Sample (0-2 cm)	SS-WFF-20140213-1.1	2/13/2014	2/17/2014	Expected 3/11/2014						
Far Field Intermediate Sample (2-5 cm)	SI-WFF-20140213-1.1	2/13/2014	2/17/2014	Expected 3/11/2014						
Far Field Deep Sample (5-10 cm)	SD-WFF-20140213-1.1	2/13/2014	2/17/2014	Expected 3/11/2014						
WIPP East Surface Sample (0-2 cm)	SS-WEE-20140213-1.1	2/13/2014	2/17/2014	Expected 3/11/2014						
WIPP East Intermediate Sample (2-5 cm)	SI-WEE-20140213-1.1	2/13/2014	2/17/2014	Expected 3/11/2014						
WIPP East Deep Sample (5-10 cm)	SD-WEE-20140213-1.1	2/13/2014	2/17/2014	Expected 3/11/2014						
WIPP South Surface Sample (0-2 cm)	SS-WSS-20140214-1.1	2/14/2014	2/17/2014	Expected 3/11/2014						
WIPP South Intermediate Sample (2-5 cm)	SI-WSS-20140214-1.1	2/14/2014	2/17/2014	Expected 3/11/2014						
WIPP South Deep Sample (5-10 cm)	SD-WSS-20140214-1.1	2/14/2014	2/17/2014	Expected 3/11/2014						
Far Field Surface Sample (0-2 cm)	SS-WFF-20140217-1.2	2/17/2014	2/18/2014	Expected 3/11/2014						
Far Field Surface Sample (0-2 cm)	SS-WFF-20140217-2.2	2/17/2014	2/18/2014	Expected 3/11/2014						
WIPP East Surface Sample (0-2 cm)	SS-WEE-20140217-1.1	2/17/2014	2/18/2014	Expected 3/11/2014						
WIPP South Surface Sample (0-2 cm)	SS-WSS-20140217-1.1	2/17/2014	2/18/2014	Expected 3/11/2014						
Mills Ranch Surface Sample (0-2 cm)	SS-MLR-20140220-1.1	2/20/2014	2/20/2014	Expected 3/11/2014						
Smith Ranch Surface Sample (0-2 cm)	SS-SMR-20140220-1.1	2/20/2014	2/20/2014	Expected 3/11/2014						
Southeast Control Surface Sample (0-2 cm)	SS-SEC-20140220-1.2	2/20/2014	2/20/2014	Expected 3/11/2014						
Southeast Control Surface Sample (0-2 cm)	SS-SEC-20140220-2.2	2/20/2014	2/20/2014	Expected 3/11/2014						

Environmental Vegetation Status

March 9, 2014

Location	Sample ID Number	Sample Date	Lab Submittal Date	WIPP Labs Radiochemistry						
				Data Received from WIPP Labs	Am-241 (dpm/sample)		Pu-238 (dpm/sample)		Pu-239/240 (dpm/sample)	
					Value	2s	Value	2s	Value	2s
WIPP Far Field	BV-WFF-20140221-1.2	2/21/2014	2/24/2014	Expected 3/17/2014						
WIPP Far Field (Duplicate)	BV-WFF-20140221-2.2	2/21/2014	2/24/2014	Expected 3/17/2014						
WIPP East	BV-WEE-20140221-1.1	2/21/2014	2/24/2014	Expected 3/17/2014						
WIPP South	BV-WSS-20140222-1.1	2/22/2014	2/24/2014	Expected 3/17/2014						
Smith Ranch	BV-SMR-20140222-1.1	2/22/2014	2/24/2014	Expected 3/17/2014						
Mills Ranch	BV-MLR-20140222-1.1	2/22/2014	2/24/2014	Expected 3/17/2014						
Southeast Control	BV-SEC-20140222-1.2	2/22/2014	2/24/2014	Expected 3/17/2014						

| | | |











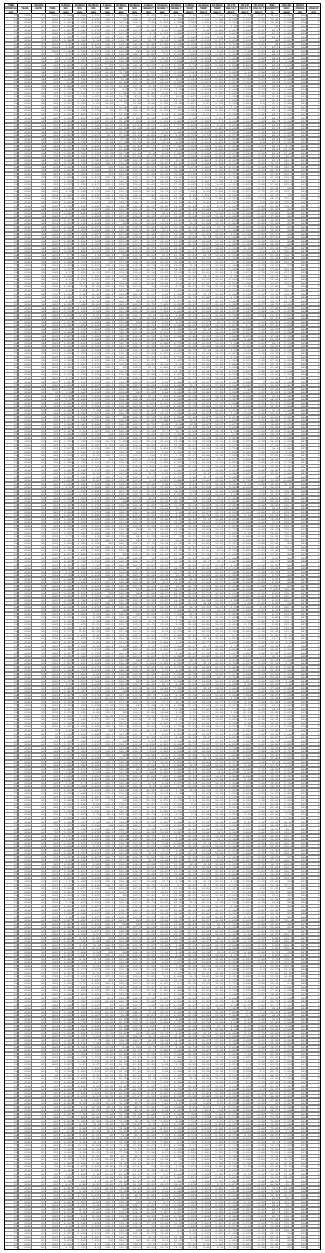



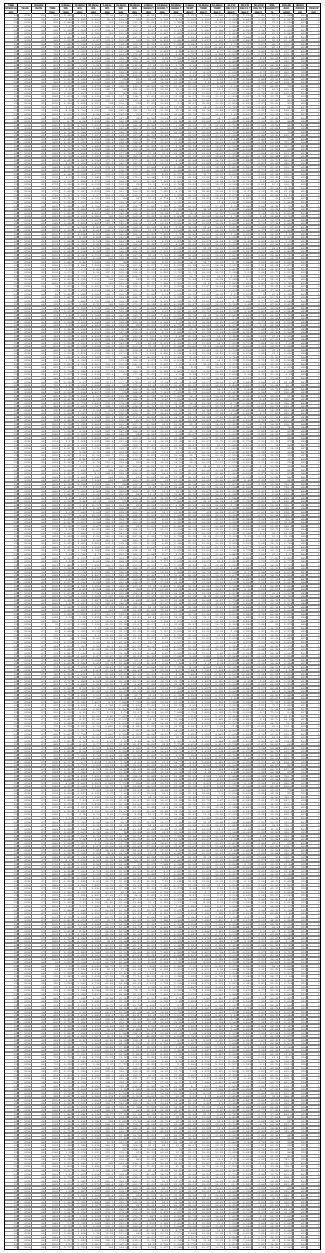

| | | |

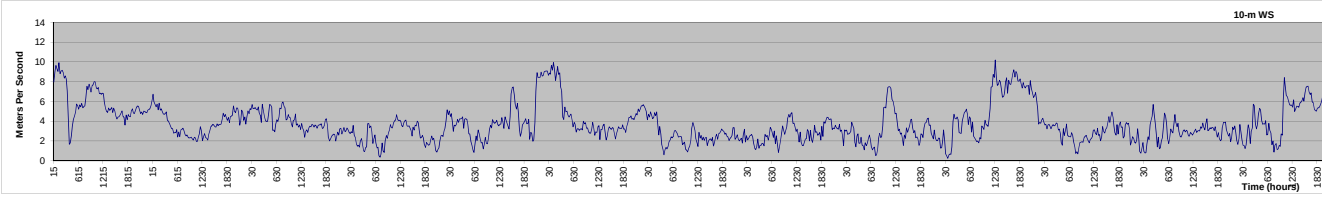
10-m WS
Meters Per Second
Time (hours)

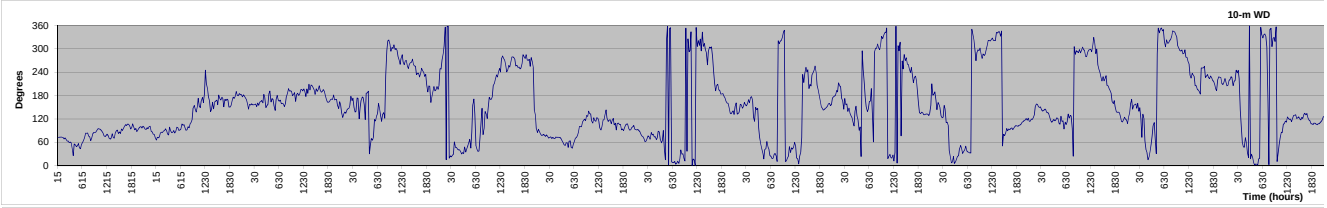
10-m WD
Degrees
Time (hours)

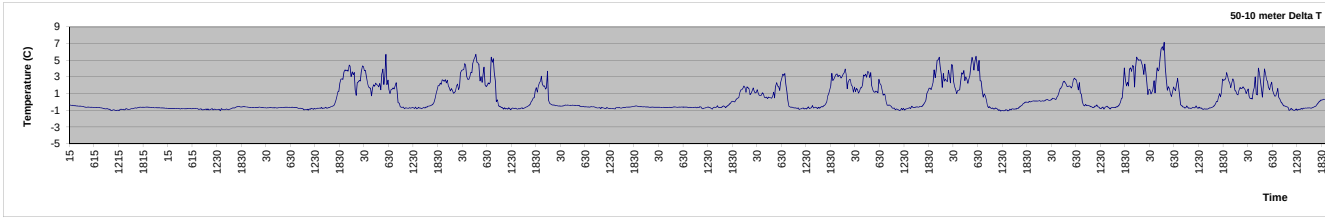
50-10 meter Delta T
Temperature (C)
Time

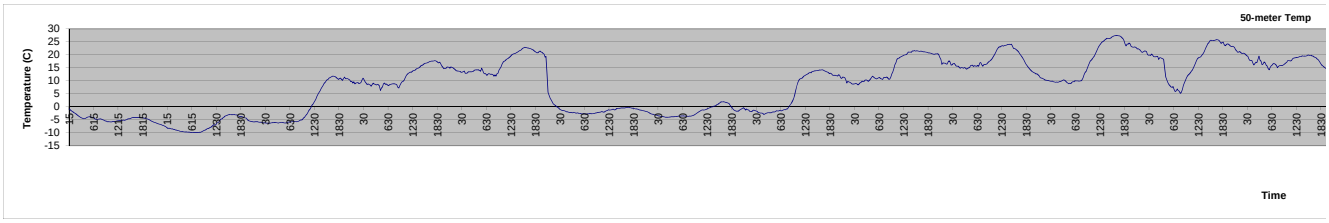
50-meter Temp
Temperature (C)
Time

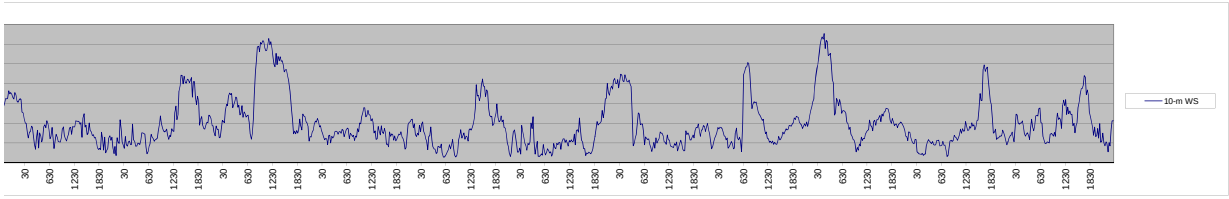
10-m WS

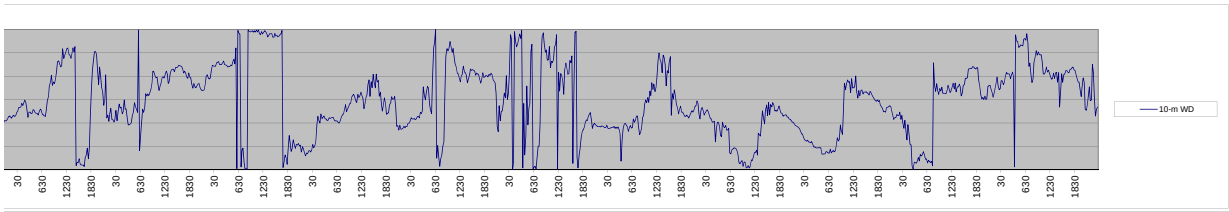
10-m WD

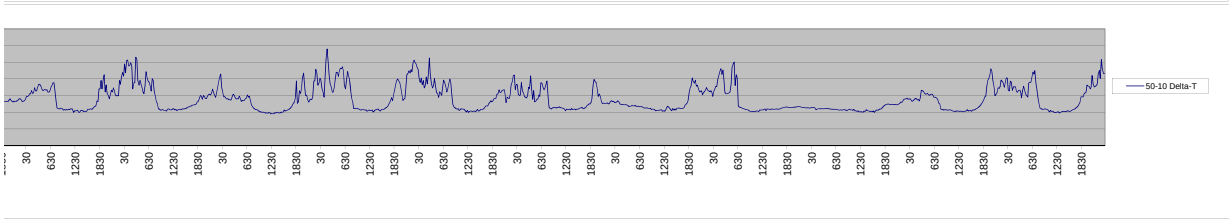
50-10 Delta-T

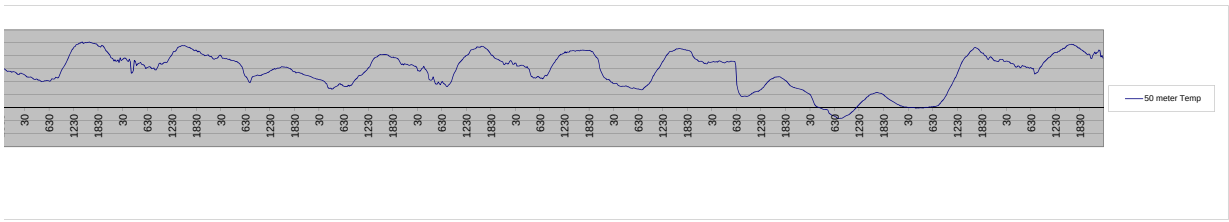
50 meter Temp