

**COMPREHENSIVE TABLE OF CONTENTS
 FOR THE
 WASTE ISOLATION PILOT PLANT
 RCRA PART B PERMIT APPLICATION
 (CONTINUED)**


	<u>Page</u>
C-1h Drip Pads	C-3
C-2 Identification of Waste to be Managed	C-4
C-2a Operations and Processes Generating TRU Waste	C-4
C-2b Descriptions of Acceptable Waste Categories	C-7
C-2c On-Site Generated and Derived Waste	C-17
C-3 Boundary Conditions and Process Tolerance Limits	C-17
C-3a Facility-Established Boundary Conditions and Process Tolerance Limits ..	C-18
C-3b EPA-Established Boundary Conditions	C-20
C-4 Parameters, Rationale, and Test Methods	C-21
C-4a Criteria for Selection of Waste Analysis Parameters	C-22
C-4b Parameters and Test Methods	C-24
C-5 Waste Sampling Plan and Data Analysis	C-27
C-5a Sampling Plan	C-27
C-5b Sampling Method 1	C-29
C-5c Sampling Method 2	C-31
C-5d Data Analysis Methodology	C-32
C-5e Data Variability and Pooling Qualifications	C-34
C-6 Waste Shipment Screening and Verification	C-35
C-6a Phase I Waste Shipment Screening and Verification	C-37
C-6b Phase II Waste Screening and Verification	C-39
C-7 QA/QC Program	C-42
C-7a Waste Characterization QA/QC	C-42
C-7b Waste Shipment Screening QA/QC	C-44
C-7c Waste Tracking QA/QC	C-45
List of References for Chapter C	C-47


CHAPTER D - FACILITY AND PROCESS INFORMATION

Introduction	D-1
Test Phase Overview	D-1
Bin Scale Test Summary	D-1
D-1 Containers	D-2
D-2 Tank Systems	D-2
D-3 Waste Piles	D-2
D-4 Surface Impoundments	D-3
D-5 Incinerators	D-3

**COMPREHENSIVE TABLE OF CONTENTS
 FOR THE
 WASTE ISOLATION PILOT PLANT
 RCRA PART B PERMIT APPLICATION
 (CONTINUED)**


	<u>Page</u>
D-6 Landfills	D-3
D-7 Land Treatment	D-3
D-8 Drip Pads	D-3
D-9 Miscellaneous Unit	D-3
D-9a Description of the Miscellaneous Unit	D-3
D-9a(1) Site Characteristics	D-4
D-9a(1)(a) Climate	D-5
D-9a(1)(b) Geology	D-5
D-9a(1)(c) Groundwater Hydrology	D-7
D-9a(1)(d) Surface Water Hydrology	D-12
D-9a(1)(e) Soils	D-13
D-9a(1)(f) Air Quality	D-14
D-9a(1)(g) Biological Community Structure	D-14
D-9a(2) Process Description	D-15
D-9a(2)(a) Description of Experimental Waste	D-15
D-9a(2)(b) Waste Management Operations	D-16
D-9a(3) Facility Design and Construction	D-19
D-9a(3)(a) Site Security	D-21
D-9a(3)(b) Waste Handling Building	D-21
D-9a(3)(c) Waste Handling Equipment	D-23
D-9a(3)(d) Shafts and Subsurface Facilities	D-25
D-9a(3)(e) Repository Subsurface Structures	D-26
D-9a(3)(f) Containers	D-31
D-9a(3)(f).1 Containers with Free Liquids	D-31
D-9a(3)(f).1a Description of Containers	D-31
D-9a(3)(f).1b Container Management Practices	D-32
D-9a(3)(f).1c Secondary Containment System Design and Operation	D-33
D-9a(3)(f).1d Requirement for the Base or Liner to Contain Liquids	D-34
D-9a(3)(f).1e Containment System Drainage	D-34






**COMPREHENSIVE TABLE OF CONTENTS
 FOR THE
 WASTE ISOLATION PILOT PLANT
 RCRA PART B PERMIT APPLICATION
 (CONTINUED)**

	<u>Page</u>
D-9a(3)(f).1f Containment System Capacity	D-34
D-9a(3)(f).1g Control of Run-on	D-34
D-9a(3)(f).1h Removal of Liquids from Containment System	D-34
D-9a(3)(f).2 Containers without Free Liquids	D-34
D-9b Waste Characterization	D-35
D-9c Treatment Effectiveness	D-35
D-9d Environmental Performance Standards for the Miscellaneous Unit	D-35
D-9d(1) Protection of Groundwater and Subsurface Unit	D-35
D-9d(2) Protection of Surface Water, Wetlands, and Soil Surface	D-36
D-9d(3) Protection of the Atmosphere	D-37
D-9e Monitoring, Inspection, and Reporting	D-40
D-9e(1) Monitoring	D-40
D-9e(2) Inspection	D-44
D-9e(3) Record Keeping	D-45
List of References for Chapter D	D-47
 CHAPTER E - GROUNDWATER MONITORING	
E-1 Compliance with Groundwater Protection Requirements	E-1
E-1a Waste Piles	E-1
E-1b Landfill	E-1
E-1c No Migration	E-1
E-2 Interim Status Groundwater Monitoring Data	E-2
E-3 General Hydrogeologic Information	E-2
E-4 Topographic Map Requirements	E-2
E-5 Contaminant Plume Description	E-2
E-6 General Monitoring Program Requirements	E-2
E-7 Detection Monitoring Program	E-2
E-8 Compliance Monitoring Program	E-3
E-9 Corrective Action Program	E-3
List of References for Chapter E	E-4



**COMPREHENSIVE TABLE OF CONTENTS
 FOR THE
 WASTE ISOLATION PILOT PLANT
 RCRA PART B PERMIT APPLICATION
 (CONTINUED)**

	<u>Page</u>
CHAPTER F - PROCEDURES TO PREVENT HAZARDS	
Introduction	F-1
F-1 Security	F-1
F-1a Security Procedures and Equipment	F-1
F-1a(1) 24-Hour Surveillance System	F-1
F-1a(2) Barrier and Means to Control Entry	F-2
F-1a(2)(a) Barrier	F-2
F-1a(2)(b) Means to Control Entry	F-3
F-1a(3) Warning Signs	F-3
F-1b Waiver	F-3
F-2 Inspection Schedule	F-3
F-2a General Inspection Requirements	F-5
F-2a(1) Types of Problems	F-5
F-2a(2) Frequency of Inspections	F-5
F-2b Specific Process Inspection Requirements	F-6
F-2b(1) Container Inspection	F-6
F-2b(2) Tank System Inspection	F-6
F-2b(3) Waste Pile Inspection	F-7
F-2b(4) Surface Impoundment Inspection	F-7
F-2b(5) Incinerator Inspection	F-7
F-2b(6) Landfill Inspection	F-7
F-2b(7) Land Treatment Facility Inspection	F-7
F-2b(8) Drip Pad Inspection	F-7
F-2b(9) Miscellaneous Unit Inspection	F-7
F-3 Waiver or Documentation of Preparedness and Prevention Requirements	F-8
F-3a Equipment Requirements	F-8
F-3a(1) Internal Communications	F-8
F-3a(2) External Communications	F-10
F-3a(3) Emergency Equipment	F-11
F-3a(4) Water for Fire Control	F-11
F-3b Aisle Space Requirement	F-12
F-4 Preventive Procedures, Structures, and Equipment	F-14
F-4a Unloading Operations	F-14
F-4b Runoff	F-15
F-4c Water Supplies	F-17
F-4d Equipment and Power Failure	F-18




**COMPREHENSIVE TABLE OF CONTENTS
 FOR THE
 WASTE ISOLATION PILOT PLANT
 RCRA PART B PERMIT APPLICATION
 (CONTINUED)**

	<u>Page</u>
F-4e Personnel Protection Equipment	F-19
F-4f Releases to Atmosphere	F-21
F-5 Prevention of Reaction of Ignitable, Reactive, and Incompatible Wastes	F-21
F-5a Precautions to Prevent Ignition or Reaction of Ignitable or Reactive Wastes	F-22
F-5b General Precautions for Handling Ignitable or Reactive Waste and Mixing of Incompatible Waste	F-22
F-5c Management of Ignitable or Reactive Waste in Containers	F-23
F-5d Management of Incompatible Waste in Containers	F-23
F-5e Management of Ignitable or Reactive Waste in Tank Systems	F-23
F-5f Management of Incompatible Waste in Tank Systems	F-23
F-5g Management of Ignitable or Reactive Waste Placed in Waste Piles	F-24
F-5h Management of Incompatible Waste Placed in Waste Piles	F-24
F-5i Management of Ignitable or Reactive Waste Placed in Surface Impoundments	F-24
F-5j Management of Incompatible Waste Placed in Surface Impoundments	F-24
F-5k Management of Ignitable or Reactive Waste Placed in Landfills	F-24
F-5l Management of Incompatible Waste Placed in Landfills	F-24
F-5m Management of Ignitable or Reactive Waste Placed in Land Treatment Units	F-25
F-5n Management of Incompatible Waste Placed in Land Treatment Units	F-25
F-5o Management of Ignitable or Reactive Waste Placed on Drip Pads	F-25
F-5p Management of Incompatible Waste Placed on Drip Pads	F-25
List of References for Chapter F	F-26

CHAPTER G - RCRA CONTINGENCY PLAN

Introduction	G-1
G-1 General Information	G-1
G-2 Emergency Coordinators	G-4
G-3 Implementation	G-5
G-4 Emergency Response Methods	G-5
G-4a Notification	G-6
G-4b Identification of Hazardous Materials	G-11
G-4c Assessment of the Nature and Extent of the Emergency	G-11




**COMPREHENSIVE TABLE OF CONTENTS
 FOR THE
 WASTE ISOLATION PILOT PLANT
 RCRA PART B PERMIT APPLICATION
 (CONTINUED)**

	<u>Page</u>
G-4d Control, Containment, and Correction of the Emergency	G-12
G-4e Prevention of Recurrence or Spread of Fires, Explosions, or Releases	G-13
G-4f Storage and Treatment of Released Material and Waste	G-14
G-4g Incompatible Waste	G-15
G-4h Post-Emergency Facility and Equipment Maintenance and Reporting	G-16
G-4i Container Spills and Leakage	G-16
G-4j Tank Spills and Leakage	G-17
G-4k Surface Impoundment Spills and Leakage	G-17
G-5 Emergency Equipment	G-17
G-6 Coordination Agreements	G-18
G-7 Evacuation Plan	G-19
G-7a Surface Evacuation On-Site Assembly Areas and Off-Site Staging Areas	G-19
G-7b Underground Assembly Areas	G-20
G-7c Plan for Surface Evacuation	G-20
G-7d Plan for Underground Evacuation	G-21
G-7e Further Site Evacuation	G-21
G-8 Required Reports	G-22
G-9 Location of the Contingency Plan and Plan Revision	G-22
List of References for Chapter G	G-24
 CHAPTER H - PERSONNEL TRAINING	
Introduction	H-1
H-1 Outline of the Training Program	H-1
H-1a Job Title/Job Description	H-3
H-1b Training Content, Frequency, and Techniques	H-4
H-1b(1) Training Content	H-4
H-1b(2) Training Frequency	H-5
H-1b(3) Training Techniques	H-6
H-1c Training Director	H-6
H-1d Relevance of Training to Job Position	H-7
H-1e Training for Emergency Response	H-7
H-2 Implementation of Training Program	H-8
List of References for Chapter H	H-10

**COMPREHENSIVE TABLE OF CONTENTS
 FOR THE
 WASTE ISOLATION PILOT PLANT
 RCRA PART B PERMIT APPLICATION
 (CONTINUED)**

	<u>Page</u>
CHAPTER I - CLOSURE PLANS, POST-CLOSURE PLANS, AND FINANCIAL REQUIREMENTS	
Introduction	I-1
I-1 Test Phase Closure Plan	I-1
I-1a Closure Performance Standard	I-3
I-1b Partial Closure and Final Closure Activities	I-3
I-1c Maximum Waste Inventory	I-4
I-1d Schedule for Closure	I-4
I-1d(1) Time Allowed for Closure	I-4
I-1d(2) Amendment of the Closure Plan	I-5
I-1d(3) Notification of Partial or Final Closure	I-5
I-1e Closure Procedures	I-5
I-1e(1) Inventory Removal	I-6
I-1e(1)(a) Bin-Scale Test Waste Retrieval	I-6
I-1e(1)(b) Sampling and Quality Assurance	I-7
I-1e(1)(b).1 Sample Collection and Handling	I-8
I-1e(1)(b).2 Quality Assurance/Quality Control	I-10
I-1e(1)(b).3 Sample Analysis	I-11
I-1e(2) Disposal or Decontamination of Equipment, Structures, and Soils	I-11
I-1e(2)(a) Removal of Hazardous Waste Residues	I-11
I-1e(2)(b) Decontamination of the Underground	I-12
I-1e(2)(c) Decontamination of the Surface	I-12
I-1e(2)(d) Waste Generated by Decontamination Activities	I-13
I-1e(2)(e) Certification of Closure	I-13
I-1e(3) Closure of Disposal Units/Contingent Closures	I-13
I-1e(4) Closure of Containers	I-13
I-1e(5) Closure of Tanks	I-13
I-1e(6) Closure of Waste Piles	I-14
I-1e(7) Closure of Surface Impoundments	I-14
I-1e(8) Closure of Incinerators	I-14
I-1e(9) Closure of Landfills	I-14
I-1e(10) Closure of Land Treatment Facilities	I-14
I-1e(11) Closure of Drip Pads	I-14
I-1e(12) Post-Closure Care of Miscellaneous Units	I-14
I-2 Post-Closure Plan/Contingent Post-Closure	I-15
I-3 Decommissioning the WIPP Facility	I-15
I-4 Closure Cost Estimate	I-16





**COMPREHENSIVE TABLE OF CONTENTS
 FOR THE
 WASTE ISOLATION PILOT PLANT
 RCRA PART B PERMIT APPLICATION
 (CONTINUED)**

	<u>Page</u>
I-5 Financial Assurance Mechanism for Closure	I-16
I-6 Post-Closure Cost Estimate	I-16
I-7 Financial Assurance Mechanism for Post-Closure Care	I-16
I-8 Liability Requirement	I-16
List of References for Chapter I	I-17
 CHAPTER J - CORRECTIVE ACTION FOR SOLID WASTE MANAGEMENT UNITS	
Introduction	J-1
J-1 Solid Waste Management Units	J-2
J-1a Characterization of the SWMUs	J-4
J-2 Releases	J-4
J-2a Characterization of Releases	J-5
J-2b Corrective Actions	J-5
List of References for Chapter J	J-6
 CHAPTER K - OTHER FEDERAL LAWS	
Introduction	K-1
K-1 Wild and Scenic Rivers Act	K-1
K-2 National Historic Preservation Act	K-1
K-3 Endangered Species Act	K-2
K-4 Coastal Zone Management Act	K-3
K-5 Fish and Wildlife Coordination Act	K-3
K-6 Clean Air Act	K-3
K-7 Clean Water Act (or Federal Water Pollution Control Act of 1972)	K-4
K-8 Safe Drinking Water Act	K-4
K-9 Comprehensive Environmental Response, Compensation, and Liability Act	K-5
K-10 Toxic Substances Control Act	K-5
K-11 National Environmental Policy Act	K-6
K-12 Resource Conservation and Recovery Act of 1976	K-7
K-13 Atomic Energy Act of 1954	K-8
K-14 Environmental Radiation Protection Standards for Management and Disposal of Spent Nuclear Fuel, High-Level, and Transuranic Radioactive Wastes	K-9
K-15 Hazardous Materials Transportation Act	K-10
K-16 Packaging and Transportation of Radioactive Material	K-10
K-17 Department of Energy National Security and Military Applications of Nuclear Energy Authorization Act of 1980	K-11



**COMPREHENSIVE TABLE OF CONTENTS
 FOR THE
 WASTE ISOLATION PILOT PLANT
 RCRA PART B PERMIT APPLICATION
 (CONTINUED)**

	<u>Page</u>
K-18 Waste Isolation Pilot Plant Land Withdrawal Act of 1991	K-11
K-19 Federal Land Policy and Management Act	K-12
K-20 Taylor Grazing Act	K-13
K-21 Public Rangelands Improvement Act	K-13
K-22 EO 12548—Grazing Fees	K-13
K-23 Materials Act of 1947	K-13
K-24 Federal Mine Safety and Health Act of 1977	K-14
K-25 The Wilderness Act	K-14
K-26 Bald and Golden Eagle Protection Act	K-14
K-27 Migratory Bird Treaty Act	K-15
K-28 Noise Control Act of 1972	K-15
K-29 Federal Insecticide, Fungicide, and Rodenticide Act	K-15
K-30 OSHA Regulations	K-16
K-31 National Defense Authorization Act--Fiscal Year 1989	K-16
K-32 Protection and Enhancement of Environmental Quality	K-16
K-33 Protection and Enhancement of the Cultural Environment	K-17
K-34 Exotic Organisms	K-17
K-35 Floodplain Management	K-17
K-36 Off-Road Vehicles on Public Lands	K-17
K-37 Protection of Wetlands	K-18
K-38 Federal Compliance with Pollution Control Standards	K-18
K-39 Management of Federal Legal Resources	K-18
K-40 Environmental Safeguards on Activities for Animal Damage Control on Federal Lands	K-18
K-41 Naval Nuclear Propulsion Program	K-18
K-42 Superfund Implementation	K-19
List of References for Chapter K	K-20

CHAPTER L - NO-MIGRATION DETERMINATION

Introduction	L-1
L-1 Compliance with Conditions of the Determination	L-2
Specific Condition 1	L-2
Compliance with Specific Condition 1	L-2
Specific Condition 2	L-3
Compliance with Specific Condition 2	L-3
Specific Condition 3	L-3

**COMPREHENSIVE TABLE OF CONTENTS
 FOR THE
 WASTE ISOLATION PILOT PLANT
 RCRA PART B PERMIT APPLICATION
 (CONTINUED)**

	<u>Page</u>
Compliance with Specific Condition 3	L-3
Specific Condition 4	L-3
Compliance with Specific Condition 4	L-3
Specific Condition 5	L-4
Compliance with Specific Condition 5	L-4
Specific Condition 6	L-5
Compliance with Specific Condition 6	L-5
Specific Condition 7	L-5
Compliance with Specific Condition 7	L-6
Specific Condition 8	L-7
Compliance with Specific Condition 8	L-7
General Condition 1	L-7
Compliance with General Condition 1	L-7
General Condition 2	L-7
Compliance with General Condition 2	L-8
General Condition 3	L-8
Compliance with General Condition 3	L-8
General Condition 4	L-8
Compliance with General Condition 4	L-9
Other Conditions of the Determination	L-9
Compliance with Other Conditions	L-9
List of References for Chapter L	L-10

CHAPTER M - CERTIFICATION


M-1 Certification	M-1
-------------------------	-----

ACRONYMS

GLOSSARY


APPENDICES

- Appendix B1 - Surface Hydrology
- Appendix D1 - Siting Reports
- Appendix D2 - Engineering and Design Basis Reports
- Appendix D3 - Detailed Plans and Drawings



**COMPREHENSIVE TABLE OF CONTENTS
FOR THE
WASTE ISOLATION PILOT PLANT
RCRA PART B PERMIT APPLICATION
(CONTINUED)**

Appendix D4	-	Waste Isolation Pilot Plant Site Environmental Report for Calendar Year 1990
Appendix D5	-	Ecological Monitoring Program at the Waste Isolation Plant
Appendix D6	-	Site Characterization
Appendix D7	-	Regional and Site Geology and Hydrology
Appendix D8	-	General Geology
Appendix D9	-	Dissolution Features
Appendix D10	-	Ground Water Hydrology
Appendix D11	-	Typical Carbon Sorption Bed Efficiency
Appendix D12	-	VOC Monitoring Plan for Bin-Room Tests
Appendix D13	-	Chemical Compatibility Analysis of Waste Forms and Container Materials
Appendix E1	-	RCRA Groundwater Protection Information Waste Isolation Pilot Plant
Appendix H1	-	List of Job Titles
Appendix I1	-	Memorandum of Understanding Between the United States Department of Energy, WIPP Project Office, and the United States Department of Interior, New Mexico State Office, Bureau of Land Management, 1983
Appendix J1	-	Solid Waste Management Unit (SWMU) Characterization Sheets
Appendix K1	-	Environmental Protection Standards
Appendix K2	-	Summary of Agreements Between DOE and the State of New Mexico That Affect the WIPP Environmental Program and the July 9, 1987, Memorandum of Understanding Between the U.S. Department of Energy and the U.S. Department of Labor
Appendix L1	-	Conditional and Proposed No-Migration Determinations for the Waste Isolation Pilot Plant







LIST OF TABLES

<u>Table No.</u>	<u>Title</u>	<u>Page</u>
B-1	Waste Isolation Pilot Plant Site Design Designation Traffic Parameters	B-16
C-1	Rationale for Selection of Parameters of Interest	C-50
C-2	Boundary Conditions and Process Tolerance Limits Established by the Waste Isolation Pilot Plant	C-53
C-3	Boundary Conditions Established by the U.S. Environmental Protection Agency for the Waste Isolation Pilot Plant	C-54
C-4	Rationale for Compliance with Prohibited Characteristic Wastes	C-55
C-5	Flammable Volatile Organic Compounds (VOCs) and Their Lower Explosive Limit (LEL) Values	C-56
C-6	Summary of Sample Preparation and Analytical Methods for Total Metals	C-57
C-7	Required Organic Analytes and Test Methods Organized by Organic Analytical Groups	C-58
C-8	Volatile Organic Compound Headspace Target Compound List	C-59
C-9	Summary of Parameters, Rationale, and Test Methods for Waste Categories in Group I	C-60
C-10	Summary of Parameters, Rationale, and Test Methods for Waste Categories in Group II	C-61
C-11	Summary of Parameters, Rationale, and Test Methods for the Waste Category in Group III	C-62
C-12	Sampling Frequencies for Group I, Group II, and Group III Headspace Sampling and for Group II and Group III Solid Waste Sampling	C-63
C-13	The Origin and Phase of all Waste Screening Determinations	C-64
C-14	Phase I Waste Screening Parameters and Appropriate Determination Methods	C-65
C-15	Phase II Waste Screening Parameters and Appropriate Determination Methods	C-66
D-1	List of Drawings and Reports in Appendix D3	D-55
D-2	Basic Design Requirements	D-60
D-3	Estimated Concentrations of Hazardous Constituents in Transuranic Mixed Waste from the Rocky Flats Plant	D-61
D-4	Average Concentration of Selected Volatile Organic Compounds (VOC) in the Headspace of Transuranic Waste Drums	D-62

**LIST OF TABLES
 (CONTINUED)**


<u>Figure No.</u>	<u>Title</u>	<u>Page</u>
D-5	Total Quantity of Volatile Organic Compounds Available for Release from a Bin-Scale Experiment Room	D-63
D-6	Estimated Maximum Daily Concentrations of Volatile Organic Compounds at the Unit Boundary for Each Waste Experiment Room	D-64
D-7	Cross Reference of New Mexico Hazardous Waste Management Regulations (HWMR-6), Part VIII, Section 268.6, Requirements	D-65
D-8	Typical Sampling Schedule	D-67
D-9	Typical Environmental Surveillance Analysis Schedule	D-68
F-1	Inspection/Monitoring Schedule	F-29
G-1	Emergency Equipment and Personnel Maintained at the Waste Isolation Pilot Plant	G-28
G-2	Types of Fire Suppression Systems by Location	G-36
G-3	Hazardous Release Reporting, Federal	G-39
G-4	Hazardous Release Reporting, State of New Mexico	G-42
H-1	Hazardous Waste Management Job Position Training Requirements	H-12
I-1	Part B Permit Application Closure Plan Checklist New Mexico Hazardous Waste Management Regulations (HWMR-6), Part V, Regulation Citation	I-20
I-2	Test Phase Closure Plan	I-21
J-1	SWMU Data - Mud Pits	
J-2	SWMU Data - Surface Satellite Accumulation Areas	
J-3	SWMU Data - Underground Satellite Accumulation Areas	
J-4	SWMU Data - Shaft Sumps	
L-1	Other Conditions of the No-Migration Determination and Locations of DOE Responses	L-13





LIST OF FIGURES

<u>Figure No.</u>	<u>Title</u>	<u>Page</u>
B-1	Aerial Photograph of the Waste Isolation Pilot Plant	B-18
B-2	General Location of the WIPP Facility	B-19
B-3	Spatial View of the WIPP Facility	B-20
B-4	WIPP Surface Structures	B-21
B-5	Surface Map Showing Zones	B-22
B-6	Topographic Map of the WIPP Vicinity	B-23
B-7	Topographic Map of the WIPP Facility Area	B-24
B-8	Plan View of the Underground Showing Centers of the Orange Marker Band	B-25
B-9	1985 Annual WIPP Wind Rose	B-26
B-10	1986 Annual WIPP Wind Rose	B-27
B-11	1987 Annual WIPP Wind Rose	B-28
B-12	1988 Annual WIPP Wind Rose	B-29
B-13	1989 Annual WIPP Wind Rose	B-30
B-14	1986 Operable Natural Gas and Oil Wells Within 10-Mile Radius of the WIPP Facility	B-31
B-15	Natural Gas Pipelines and Wells Within 5-Mile Radius of the WIPP Facility	B-32
B-16	1985 Population Within 50-Mile Radius of the WIPP Facility	B-34
B-17	1985 Acres Planted in Edible Agriculture and Commercial Crops Within 50-Mile Radius of the WIPP Facility	B-35
B-18	Grazing Leases Within the WIPP Boundary	B-36
B-19	1985 Average Yearly Cattle Density Within 10-Mile Radius of the WIPP Facility	B-37
B-20	1985 Average Yearly Cattle Density Within 50-Mile Radius of the WIPP Facility	B-38
B-21	Mines and Ranches Within 10-Mile Radius of the WIPP Facility	B-39
B-22	Ground Water Sampling Locations	B-40
B-23	WIPP Traffic Flow Diagram	B-41
C-1	Generator Waste Screening and Waste Characterization Data Collection Flow Diagram	C-68
C-2	Waste Isolation Pilot Plant Facility Waste Screening Flow Diagram	C-69
C-3	The WIPP Waste Profile Form	C-70
D-1	Schematic Showing Miscellaneous Unit Boundaries	D-71
D-2	Spatial View of the Miscellaneous Unit and Waste Handling Facility ..	D-72



**LIST OF FIGURES
 (CONTINUED)**

<u>Figure No.</u>	<u>Title</u>	<u>Page</u>
D-3	1989 WIPP Annual Wind Rose	D-73
D-4	Geologic Column Representative of WIPP Facility Area	D-74
D-5	Generalized Stratigraphic Cross Section	D-75
D-6	Culebra Freshwater Head Potentiometric Surface	D-76
D-7	Total Dissolved Solids Distribution in the Culebra Dolomite	D-77
D-8	Drainage Pattern and Gaging Stations, Pecos River Basin	D-78
D-9	TRUPACT II Containers on Trailer	D-79
D-10	Waste Transfer Cage to Transporter	D-80
D-11	Bin, RCB Platform Configuration	D-81
D-12	Waste Handling Building Plan (Ground Floor)	D-82
D-13	Waste Handling Building HVAC Flow Diagram	D-83
D-14	TRUPACT II Configuration	D-84
D-15	Configuration of CH TRU Waste Unloading Docks in Waste Handling Building	D-85
D-16	Crane and Center of Gravity Lift Assembly	D-86
D-17	CH Waste Pallet on Conveyance Loading Car	D-87
D-18	Underground Waste Transporter	D-88
D-19	Relationship of Shafts to Surface Facilities	D-89
D-20	Repository Horizon	D-90
D-21	WIPP CH TRU Waste Bin-Scale Test Locations Preliminary Layout . .	D-91
D-22	Room 1, Panel 1 Conceptual Roof Support	D-92
D-23	Room 1, Panel 1 - Roof Support, Wire Mesh, and Lacing	D-93
D-24	Roofbolt Details	D-94
D-25	SWB/Bin Configuration	D-95
D-26	VOC Monitoring System	D-96
D-27	Underground Ventilation System Air Flow	D-97
D-28	Underground Ventilation Modes	D-98
D-29	Bin-Scale Tests Dry Test Bin Details	D-99
D-30	TRUPACT II Standard Waste Box Assembly	D-100
D-31	Typical DOT Approved 55-Gallon Drum	D-101
D-32	Bin Layout	D-102
D-33	WIPP Test Bin-SWB Interface Drawing	D-103
D-34	WIPP Site Drainage	D-104
D-35	Conceptual Diagram of Bin Gas Discharge Sampling	D-105
D-36	VOC Monitoring Station Locations	D-106

**LIST OF FIGURES
 (CONTINUED)**

<u>Figure No.</u>	<u>Title</u>	<u>Page</u>
D-37	Panel 1 Instrumentation	D-107
F-1	WIPP Security Gate and Guard and Security Building	F-33
F-2	WIPP Guard and Security Building	F-34
F-3	Warning Signs on Secured Area Fence	F-35
F-4	WIPP Security Gate	F-36
F-5	Warning Signs on WIPP Security Gate	F-37
G-1	WIPP Surface Structures	G-47
G-2	Spatial View of the WIPP Facility	G-48
G-3	WIPP Underground Facilities	G-49
G-4	Underground Emergency Equipment Locations and Underground Evacuation Routes	G-50
G-5	Fire Water Distribution System	G-51
G-6	Underground Fuel Area Fire Protection System	G-52
G-7	WIPP On-Site Assembly Areas and WIPP Off-Site Staging Areas . . .	G-53
G-8	Designated Underground Assembly Areas	G-54
H-1	Abbreviated WIPP Facility Organizational Chart	H-18
J-1	Location of SWMUs Within the 16-Square-Mile WIPP Legal Boundary Area	J-8
J-2	Surface Satellite Accumulation Areas, Holding Ponds, and Septic Leach Field	J-9
J-3	Underground Satellite Accumulation Areas and Shaft Sumps	J-10

